

PREP BATCH REPORT

Prep Code: **SVOC-3510C-8270**
 Prep Batch **162392** Prep Temp **NA °C**

Technician: **Zachary B. Zaccardi**
 Batch Units: **ML**

Prep Start Date: **12/21/2021 10:16:05 A**
 Prep End Date: **12/23/2021 9:09:00 A**

| Sample ID | Matrix | pH | Initial Samp Amt | Sol Added | Sol Recovered | Final Vol (mL) | Factor | Balance | Prep Start Date | Prep End Date |
|----------------|--|----|------------------|-----------|---------------|----------------|----------|---------|-----------------|---------------|
| MB-162392 | RJB sup | | 1000 | 0 | 0 | 1.00 | 0.001 | | 12/21/2021 | 12/23/2021 |
| LCS-162392 | | | 1000 | 0 | 0 | 1.00 | 0.001 | | 12/21/2021 | 12/23/2021 |
| LCSD-162392 | | | 1000 | 0 | 0 | 1.00 | 0.001 | | 12/21/2021 | 12/23/2021 |
| LLCSD-162392 | | | 1000 | 0 | 0 | 1.00 | 0.001 | | 12/21/2021 | 12/23/2021 |
| LLCS-162392 | | | 1000 | 0 | 0 | 1.00 | 0.001 | | 12/21/2021 | 12/23/2021 |
| B21121563-002A | Aqueous | 7 | 1000 | 0 | 0 | 1.00 | 0.001 | | 12/21/2021 | 12/23/2021 |
| | Sample orange with precipitate | | | | | | | | | |
| B21121605-001B | Ground Water | 6 | 1030 | 0 | 0 | 1.00 | 0.000971 | | 12/21/2021 | 12/23/2021 |
| | Clear | | | | | | | | | |
| B21121605-002B | Ground Water | 6 | 1010 | 0 | 0 | 1.00 | 0.00099 | | 12/21/2021 | 12/23/2021 |
| | Sample has a yellow tint | | | | | | | | | |
| B21121605-003B | Ground Water | 6 | 1010 | 0 | 0 | 1.00 | 0.00099 | | 12/21/2021 | 12/23/2021 |
| | Sample clear | | | | | | | | | |
| B21121606-001D | Aqueous | 7 | 990 | 0 | 0 | 1.00 | 0.00101 | | 12/21/2021 | 12/23/2021 |
| | Sample has a yellow tint | | | | | | | | | |
| B21121606-002D | Aqueous | 7 | 1030 | 0 | 0 | 1.00 | 0.000971 | | 12/21/2021 | 12/23/2021 |
| | Sample has a yellow tint | | | | | | | | | |
| B21121606-003D | Aqueous | 7 | 1050 | 0 | 0 | 1.00 | 0.000952 | | 12/21/2021 | 12/23/2021 |
| | Sample has a yellow tint | | | | | | | | | |
| B21121606-004D | Aqueous | 7 | 870 | 0 | 0 | 1.00 | 0.00115 | | 12/21/2021 | 12/23/2021 |
| | Sample has a yellow tint | | | | | | | | | |
| B21121606-005D | Aqueous | 7 | 840 | 0 | 0 | 1.00 | 0.00119 | | 12/21/2021 | 12/23/2021 |
| | Sample has a yellow tint | | | | | | | | | |
| B21121609-001B | Ground Water | 6 | 900 | 0 | 0 | 1.00 | 0.00111 | | 12/21/2021 | 12/23/2021 |
| | Sample turbid with a yellow tint. low level surr | | | | | | | | | |

| Number | Reagent Name | Exp Date | |
|--------|-----------------------------------|------------|--------|
| 13124 | Sulfuric Acid 2020070739 | 7/2/2022 | 2mL |
| 13273 | pH-indicator Strips 0-14 HC025486 | 9/30/2024 | |
| 14196 | Dichloromethane EB867 | 6/18/2023 | 100,50 |
| 14518 | Dichloromethane EC735 | 10/14/2023 | |

| Spk ID | Spike Name | SampType | AmtAdd | Exp Date |
|--------------------|-------------------------|-----------------|------------|------------|
| FP211210 14446 | DCM RINSED FILTER PAPER | ALL | | 4/6/2026 |
| Sulfate 12/13/21 (| Baked Sodium Sulfate | ALL | varies | 11/29/2026 |
| sv83418 | Benzidines | LCS; MS | 50 uL; 25 | 3/17/2024 |
| sv92702 | LCS/Add Extractions | LCS; MS; LLCS/D | 1.0 mL; 0. | 1/14/2022 |
| sv92701 | LL BNA Surr | SAMP, LMS, LLC | 100 uL | 1/30/2022 |
| SVOC NaOH 111 | 10 N NaOH | SAMP, MB, LCS, | 5 drops | 7/31/2023 |
| sv92612 | BNA Surr | SAMP, MB, LCS; | 100 uL; 5 | 3/31/2022 |

PREP BATCH REPORT

Prep Code: **SVOC-3510C-8270**
 Prep Batch **162392** Prep Temp **NA °C**

Technician: **Zachary B. Zaccardi**
 Batch Units: **ML**

Prep Start Date: **12/21/2021 10:16:05 A**
 Prep End Date: **12/23/2021 9:09:00 A**

| Sample ID | Matrix | pH | Initial Samp Amt | Sol Added | Sol Recovered | Final Vol (mL) | Factor | Balance | Prep Start Date | Prep End Date |
|--|--------------|----|------------------|-----------|---------------|----------------|----------|---------|-----------------|---------------|
| B21121611-001A Sample turbid with a yellow tint | Ground Water | 6 | 1000 | 0 | 0 | 1.00 | 0.001 | | 12/21/2021 | 12/23/2021 |
| B21121613-001C Sample clear. low level surr | Ground Water | 6 | 990 | 0 | 0 | 1.00 | 0.00101 | | 12/21/2021 | 12/23/2021 |
| B21121613-001CLMS Sample clear | Ground Water | 6 | 1010 | 0 | 0 | 1.00 | 0.00099 | | 12/21/2021 | 12/23/2021 |
| B21121613-001CLMSD Sample clear | Ground Water | 6 | 1000 | 0 | 0 | 1.00 | 0.001 | | 12/21/2021 | 12/23/2021 |
| B21121613-002A Sample clear | Ground Water | 6 | 1030 | 0 | 0 | 1.00 | 0.000971 | | 12/21/2021 | 12/23/2021 |
| B21121616-001B Sample has a yellow tint. low level surr | Ground Water | 6 | 990 | 0 | 0 | 1.00 | 0.00101 | | 12/21/2021 | 12/23/2021 |
| B21121622-001A Sample clear. low level surr | Ground Water | 6 | 1050 | 0 | 0 | 1.00 | 0.000952 | | 12/21/2021 | 12/23/2021 |
| B21121622-002A Sample clear. low level surr | Ground Water | 6 | 1050 | 0 | 0 | 1.00 | 0.000952 | | 12/21/2021 | 12/23/2021 |
| B21121622-003A Sample clear | Ground Water | 6 | 940 | 0 | 0 | 1.00 | 0.00106 | | 12/21/2021 | 12/23/2021 |
| B21121623-001B Sample clear. low level surr | Ground Water | 6 | 1050 | 0 | 0 | 1.00 | 0.000952 | | 12/21/2021 | 12/23/2021 |
| B21121605-001BMS Sample clear | Ground Water | 6 | 1030 | 0 | 0 | 1.00 | 0.000971 | | 12/21/2021 | 12/23/2021 |
| B21121402-001A Sample turbid. REX | Ground Water | 6 | 990 | 0 | 0 | 1.00 | 0.00101 | | 12/21/2021 | 12/23/2021 |

| Number | Reagent Name | Exp Date | |
|--------|-----------------------------------|------------|--------|
| 13124 | Sulfuric Acid 2020070739 | 7/2/2022 | 2mL |
| 13273 | pH-indicator Strips 0-14 HC025486 | 9/30/2024 | |
| 14196 | Dichloromethane EB867 | 6/18/2023 | 100,50 |
| 14518 | Dichloromethane EC735 | 10/14/2023 | |

| Spk ID | Spike Name | SampType | AmtAdd | Exp Date |
|--------------------|-------------------------|-----------------|------------|------------|
| FP211210 14446 | DCM RINSED FILTER PAPER | ALL | | 4/6/2026 |
| Sulfate 12/13/21 (| Baked Sodium Sulfate | ALL | varies | 11/29/2026 |
| sv83418 | Benzidines | LCS; MS | 50 uL; 25 | 3/17/2024 |
| sv92702 | LCS/Add Extractions | LCS; MS; LLCS/D | 1.0 mL; 0. | 1/14/2022 |
| sv92701 | LL BNA Surr | SAMP, LMS, LLC | 100 uL | 1/30/2022 |
| SVOC NaOH 111 | 10 N NaOH | SAMP, MB, LCS, | 5 drops | 7/31/2023 |
| sv92612 | BNA Surr | SAMP, MB, LCS; | 100 uL; 5 | 3/31/2022 |

Energy Laboratories Inc

ANALYTICAL RUN Summary

26-Jan-22

Run ID SV5973N.I_211228A

| |
|------------------------------------|
| Run Start Date: 12/28/2021 |
| Analyst: John P. Heine |
| Ical: 0 |
| Column ID: ZB-SemiVolatiles |
| Comments: |

| Std ID | Std Name | Std Amount | Std Units | Samp Amount | Samp Units | SampType | Expiration Date |
|-----------|----------------------------|------------|-----------|-------------|------------|-------------|-----------------|
| dcmsvoc13 | DCM | | | | | | 11/17/2022 |
| sv100507 | BNA mix | 37.5 | ul | 62.5 | ul | CCV | 3/31/2022 |
| sv100516 | BNA Internals 2000 ug/mL | 2 | ul | 100 | ul | all HL SVOC | 6/30/2023 |
| sv100714 | BNA 2nd source 200 ug/mL | 37.5 | ul | 62.5 | ul | ICV | 10/1/2022 |
| sv83311 | DFTPP 1000 ug/mL | 50 | ul | 50 | ul | TUNE | 10/31/2022 |
| sv90820 | BNA 2nd source short (new) | 37.5 | ul | 62.5 | ul | ICV | 3/16/2023 |

| Seq No | Lab ID | Test Code | Sample Typ | File ID | Analysis Date | DF | Batch ID | Prep Date | SPKref | RPDref | pmoist | | | | | |
|--------------------|--------------|--------------|------------|-----------------|------------------|-------|----------|-----------|--------|--------|--------|------|------|-------|------|---|
| 14961998 | Dec2801_D_TU | SVOC-8270-DF | TUNE | SV5973N.I.ssd12 | 12/28/2021 2:02: | 1 | R372682 | | 0 | 0 | | | | | | |
| Analyte | T | Units | RAW | Final | Text | Spike | SPKref | RPDref | MDL | PQL | UQL | %REC | LOW | HIGH | %RPD | Q |
| 127, % of mass 198 | A | % | 55.4 | 55.4 | | 100 | 0 | 0 | 0 | 0.01 | 0 | 55% | 40 | 60 | 0% | |
| 197, % of mass 198 | A | % | 0 | 0 | | 100 | 0 | 0 | 0 | 0.01 | 0 | 0% | 0 | 0.99 | 0% | |
| 198, Base Peak | A | % | 100 | 100 | | 100 | 0 | 0 | 0 | 0.01 | 0 | 100% | 100 | 100 | 0% | |
| 199, % of mass 198 | A | % | 6.9 | 6.9 | | 100 | 0 | 0 | 0 | 0.01 | 0 | 7% | 5 | 9 | 0% | |
| 275, % of mass 198 | A | % | 25.9 | 25.9 | | 100 | 0 | 0 | 0 | 0.01 | 0 | 26% | 10 | 30 | 0% | |
| 365, % of mass 198 | A | % | 2.7 | 2.7 | | 100 | 0 | 0 | 0 | 0.01 | 0 | 3% | 1 | 99.99 | 0% | |
| 441, % of mass 443 | A | % | 23.2 | 23.2 | | 100 | 0 | 0 | 0 | 0.01 | 0 | 23% | 0.01 | 150 | 0% | |
| 442, % of mass 198 | A | % | 42.5 | 42.5 | | 100 | 0 | 0 | 0 | 0.01 | 0 | 43% | 40 | 100 | 0% | |
| 443, % of mass 442 | A | % | 20.8 | 20.8 | | 100 | 0 | 0 | 0 | 0.01 | 0 | 21% | 17 | 23 | 0% | |
| 51, % of mass 198 | A | % | 40.9 | 40.9 | | 100 | 0 | 0 | 0 | 0.01 | 0 | 41% | 30 | 60 | 0% | |
| 68, % of mass 69 | A | % | 0.8 | 0.8 | | 100 | 0 | 0 | 0 | 0.01 | 0 | 1% | 0 | 1.99 | 0% | |
| 70, % of mass 69 | A | % | 0.8 | 0.8 | | 100 | 0 | 0 | 0 | 0.01 | 0 | 1% | 0 | 1.99 | 0% | |

| Seq No | Lab ID | Test Code | Sample Typ | File ID | Analysis Date | DF | Batch ID | Prep Date | SPKref | RPDref | pmoist | | | | | |
|------------------------------|---------------|--------------|------------|-----------|--------------------|-------|----------|-----------|--------|--------|--------|------|-----|------|------|---|
| 14962001 | 28-Dec-21_CAL | SVOC-8270-W- | ICAL | SV5973N.I | sd12/28/2021 2:24: | 1 | R372682 | | 0 | 0 | | | | | | |
| Analyte | T | Units | RAW | Final | Text | Spike | SPKref | RPDref | MDL | PQL | UQL | %REC | LOW | HIGH | %RPD | Q |
| 1,2,4-Trichlorobenzene | A | ug/L | 141.1882 | 141.1882 | | 150 | 0 | 0 | 1.9 | 10 | 150 | 94% | 80 | 120 | 0% | |
| 1,2-Dichlorobenzene | A | ug/L | 136.21225 | 136.21225 | | 150 | 0 | 0 | 1.97 | 10 | 150 | 91% | 80 | 120 | 0% | |
| 1,3-Dichlorobenzene | A | ug/L | 147.62357 | 147.62357 | | 150 | 0 | 0 | 2.13 | 10 | 150 | 98% | 80 | 120 | 0% | |
| 1,4-Dichlorobenzene | A | ug/L | 153.77202 | 153.77202 | | 150 | 0 | 0 | 2.02 | 10 | 150 | 103% | 80 | 120 | 0% | |
| 1-Methylnaphthalene | A | ug/L | 146.0329 | 146.0329 | | 150 | 0 | 0 | 2.39 | 10 | 150 | 97% | 80 | 120 | 0% | |
| 2,2'-Oxybis(1-Chloropropane) | A | ug/L | 133.50475 | 133.50475 | | 150 | 0 | 0 | 1.45 | 10 | 150 | 89% | 80 | 120 | 0% | |
| 2,4,5-Trichlorophenol | A | ug/L | 142.44142 | 142.44142 | | 150 | 0 | 0 | 2.23 | 10 | 150 | 95% | 80 | 120 | 0% | |
| 2,4,6-Trichlorophenol | A | ug/L | 150.46735 | 150.46735 | | 150 | 0 | 0 | 2.64 | 10 | 150 | 100% | 80 | 120 | 0% | |
| 2,4-Dichlorophenol | A | ug/L | 144.66086 | 144.66086 | | 150 | 0 | 0 | 1.69 | 10 | 150 | 96% | 80 | 120 | 0% | |
| 2,4-Dimethylphenol | A | ug/L | 139.55561 | 139.55561 | | 150 | 0 | 0 | 1.69 | 10 | 150 | 93% | 80 | 120 | 0% | |
| 2,4-Dinitrophenol | A | ug/L | 149.32516 | 149.32516 | | 150 | 0 | 0 | 4.26 | 10 | 150 | 100% | 80 | 120 | 0% | |
| 2,4-Dinitrotoluene | A | ug/L | 147.13185 | 147.13185 | | 150 | 0 | 0 | 3.04 | 10 | 150 | 98% | 80 | 120 | 0% | |
| 2,6-Dinitrotoluene | A | ug/L | 147.26 | 147.26 | | 150 | 0 | 0 | 3.2 | 10 | 150 | 98% | 80 | 120 | 0% | |
| 2-Chloronaphthalene | A | ug/L | 146.45323 | 146.45323 | | 150 | 0 | 0 | 2.14 | 10 | 150 | 98% | 80 | 120 | 0% | |
| 2-Chlorophenol | A | ug/L | 141.67448 | 141.67448 | | 150 | 0 | 0 | 2.48 | 10 | 150 | 94% | 80 | 120 | 0% | |
| 2-Methylnaphthalene | A | ug/L | 146.29159 | 146.29159 | | 150 | 0 | 0 | 1.92 | 10 | 150 | 98% | 80 | 120 | 0% | |
| 2-Nitroaniline | A | ug/L | 145.3774 | 145.3774 | | 150 | 0 | 0 | 2.4 | 10 | 150 | 97% | 80 | 120 | 0% | |
| 2-Nitrophenol | A | ug/L | 145.64372 | 145.64372 | | 150 | 0 | 0 | 2.36 | 10 | 150 | 97% | 80 | 120 | 0% | |
| 3,3'-Dichlorobenzidine | A | ug/L | 147.30986 | 147.30986 | | 150 | 0 | 0 | 2.11 | 10 | 150 | 98% | 80 | 120 | 0% | |
| 3-Nitroaniline | A | ug/L | 145.81847 | 145.81847 | | 150 | 0 | 0 | 2.77 | 10 | 150 | 97% | 80 | 120 | 0% | |
| 4,6-Dinitro-2-methylphenol | A | ug/L | 148.42682 | 148.42682 | | 150 | 0 | 0 | 2.33 | 10 | 150 | 99% | 80 | 120 | 0% | |
| 4-Bromophenyl phenyl ether | A | ug/L | 148.53438 | 148.53438 | | 150 | 0 | 0 | 1.74 | 10 | 150 | 99% | 80 | 120 | 0% | |
| 4-Chloro-2-methylphenol | A | ug/L | 138.36898 | 138.36898 | | 150 | 0 | 0 | 1.6 | 10 | 150 | 92% | 80 | 120 | 0% | |
| 4-Chloro-3-methylphenol | A | ug/L | 146.75704 | 146.75704 | | 150 | 0 | 0 | 1.46 | 10 | 150 | 98% | 80 | 120 | 0% | |
| 4-Chlorophenol | A | ug/L | 146.205 | 146.205 | | 150 | 0 | 0 | 2.64 | 10 | 150 | 97% | 80 | 120 | 0% | |
| 4-Chlorophenyl phenyl ether | A | ug/L | 150.19358 | 150.19358 | | 150 | 0 | 0 | 2.03 | 10 | 150 | 100% | 80 | 120 | 0% | |
| 4-Nitroaniline | A | ug/L | 143.35499 | 143.35499 | | 150 | 0 | 0 | 1.63 | 10 | 150 | 96% | 80 | 120 | 0% | |
| 4-Nitrophenol | A | ug/L | 145.41926 | 145.41926 | | 150 | 0 | 0 | 2.5 | 10 | 150 | 97% | 80 | 120 | 0% | |
| Acenaphthene | A | ug/L | 153.55467 | 153.55467 | | 150 | 0 | 0 | 1.89 | 10 | 150 | 102% | 80 | 120 | 0% | |
| Acenaphthylene | A | ug/L | 150.48134 | 150.48134 | | 150 | 0 | 0 | 1.57 | 10 | 150 | 100% | 80 | 120 | 0% | |
| Aniline | A | ug/L | 146.62555 | 146.62555 | | 150 | 0 | 0 | 3.74 | 10 | 150 | 98% | 80 | 120 | 0% | |
| Anthracene | A | ug/L | 146.49963 | 146.49963 | | 150 | 0 | 0 | 1.23 | 10 | 150 | 98% | 80 | 120 | 0% | |
| Azobenzene | A | ug/L | 143.15267 | 143.15267 | | 150 | 0 | 0 | 1.09 | 10 | 150 | 95% | 80 | 120 | 0% | |
| Benzidine | A | ug/L | 146.06208 | 146.06208 | | 150 | 0 | 0 | 6.72 | 10 | 150 | 97% | 80 | 120 | 0% | |
| Benzo(a)anthracene | A | ug/L | 152.24404 | 152.24404 | | 150 | 0 | 0 | 0.856 | 10 | 150 | 101% | 80 | 120 | 0% | |

| Seq No | Lab ID | Test Code | Sample Typ | File ID | Analysis Date | DF | Batch ID | Prep Date | SPKref | RPDref | pmoist | | | | | |
|-----------------------------|---------------|--------------|------------|-----------|-----------------------|-------|----------|-----------|--------|--------|--------|------|-----|------|------|---|
| 14962001 | 28-Dec-21_CAL | SVOC-8270-W- | ICAL | SV5973N.I | sd12/12/28/2021 2:24: | 1 | R372682 | | 0 | 0 | | | | | | |
| Analyte | T | Units | RAW | Final | Text | Spike | SPKref | RPDref | MDL | PQL | UQL | %REC | LOW | HIGH | %RPD | Q |
| Benzo(a)pyrene | A | ug/L | 150.67736 | 150.67736 | | 150 | 0 | 0 | 1.24 | 10 | 150 | 100% | 80 | 120 | 0% | |
| Benzo(b)fluoranthene | A | ug/L | 155.05911 | 155.05911 | | 150 | 0 | 0 | 0.903 | 10 | 150 | 103% | 80 | 120 | 0% | |
| Benzo(g,h,i)perylene | A | ug/L | 148.70542 | 148.70542 | | 150 | 0 | 0 | 1.01 | 10 | 150 | 99% | 80 | 120 | 0% | |
| Benzo(k)fluoranthene | A | ug/L | 164.19912 | 164.19912 | | 150 | 0 | 0 | 0.97 | 10 | 150 | 109% | 80 | 120 | 0% | |
| Benzoic acid | A | ug/L | 143.475 | 143.475 | | 150 | 0 | 0 | 1.51 | 10 | 150 | 96% | 80 | 120 | 0% | |
| Benzyl alcohol | A | ug/L | 137.29285 | 137.29285 | | 150 | 0 | 0 | 3.13 | 10 | 150 | 92% | 80 | 120 | 0% | |
| bis(-2-chloroethoxy)Methane | A | ug/L | 139.99177 | 139.99177 | | 150 | 0 | 0 | 1.36 | 10 | 150 | 93% | 80 | 120 | 0% | |
| bis(-2-chloroethyl)Ether | A | ug/L | 139.41026 | 139.41026 | | 150 | 0 | 0 | 2.57 | 10 | 150 | 93% | 80 | 120 | 0% | |
| bis(2-chloroisopropyl)Ether | A | ug/L | 133.50475 | 133.50475 | | 150 | 0 | 0 | 1.49 | 10 | 150 | 89% | 80 | 120 | 0% | |
| bis(2-ethylhexyl)Phthalate | A | ug/L | 147.93093 | 147.93093 | | 150 | 0 | 0 | 1.91 | 10 | 150 | 99% | 80 | 120 | 0% | |
| Butylbenzylphthalate | A | ug/L | 146.87162 | 146.87162 | | 150 | 0 | 0 | 1.57 | 10 | 150 | 98% | 80 | 120 | 0% | |
| Carbazole | A | ug/L | 152.29622 | 152.29622 | | 150 | 0 | 0 | 0.842 | 10 | 150 | 102% | 80 | 120 | 0% | |
| Chrysene | A | ug/L | 148.28722 | 148.28722 | | 150 | 0 | 0 | 1.17 | 10 | 150 | 99% | 80 | 120 | 0% | |
| Di-n-butyl phthalate | A | ug/L | 145.81086 | 145.81086 | | 150 | 0 | 0 | 0.932 | 10 | 150 | 97% | 80 | 120 | 0% | |
| Di-n-octyl phthalate | A | ug/L | 148.44918 | 148.44918 | | 150 | 0 | 0 | 1.34 | 10 | 150 | 99% | 80 | 120 | 0% | |
| Dibenzo(a,h)anthracene | A | ug/L | 149.20759 | 149.20759 | | 150 | 0 | 0 | 1.17 | 10 | 150 | 99% | 80 | 120 | 0% | |
| Dibenzofuran | A | ug/L | 151.7695 | 151.7695 | | 150 | 0 | 0 | 1.74 | 10 | 150 | 101% | 80 | 120 | 0% | |
| Diethyl phthalate | A | ug/L | 148.49389 | 148.49389 | | 150 | 0 | 0 | 2.18 | 10 | 150 | 99% | 80 | 120 | 0% | |
| Dimethyl phthalate | A | ug/L | 147.42241 | 147.42241 | | 150 | 0 | 0 | 1.72 | 10 | 150 | 98% | 80 | 120 | 0% | |
| Fluoranthene | A | ug/L | 146.97207 | 146.97207 | | 150 | 0 | 0 | 0.883 | 10 | 150 | 98% | 80 | 120 | 0% | |
| Fluorene | A | ug/L | 153.09654 | 153.09654 | | 150 | 0 | 0 | 1.82 | 10 | 150 | 102% | 80 | 120 | 0% | |
| Hexachlorobenzene | A | ug/L | 149.11763 | 149.11763 | | 150 | 0 | 0 | 1.33 | 10 | 150 | 99% | 80 | 120 | 0% | |
| Hexachlorobutadiene | A | ug/L | 153.38186 | 153.38186 | | 150 | 0 | 0 | 2.32 | 10 | 150 | 102% | 80 | 120 | 0% | |
| Hexachlorocyclopentadiene | A | ug/L | 148.27072 | 148.27072 | | 150 | 0 | 0 | 2.97 | 10 | 150 | 99% | 80 | 120 | 0% | |
| Hexachloroethane | A | ug/L | 148.82408 | 148.82408 | | 150 | 0 | 0 | 1.79 | 10 | 150 | 99% | 80 | 120 | 0% | |
| Indeno(1,2,3-cd)pyrene | A | ug/L | 150.77978 | 150.77978 | | 150 | 0 | 0 | 1.25 | 10 | 150 | 101% | 80 | 120 | 0% | |
| Isophorone | A | ug/L | 145.91463 | 145.91463 | | 150 | 0 | 0 | 1.67 | 10 | 150 | 97% | 80 | 120 | 0% | |
| m+p-Cresols | A | ug/L | 151.35382 | 151.35382 | | 150 | 0 | 0 | 1.78 | 10 | 150 | 101% | 80 | 120 | 0% | |
| n-Nitroso-di-n-propylamine | A | ug/L | 136.47444 | 136.47444 | | 150 | 0 | 0 | 1.54 | 10 | 150 | 91% | 80 | 120 | 0% | |
| n-Nitrosodimethylamine | A | ug/L | 137.33447 | 137.33447 | | 150 | 0 | 0 | 1.53 | 10 | 150 | 92% | 80 | 120 | 0% | |
| n-Nitrosodiphenylamine | A | ug/L | 143.13537 | 143.13537 | | 150 | 0 | 0 | 1.16 | 10 | 150 | 95% | 80 | 120 | 0% | |
| Naphthalene | A | ug/L | 132.94061 | 132.94061 | | 150 | 0 | 0 | 1.74 | 10 | 150 | 89% | 80 | 120 | 0% | |
| Nitrobenzene | A | ug/L | 135.39367 | 135.39367 | | 150 | 0 | 0 | 2.31 | 10 | 150 | 90% | 80 | 120 | 0% | |
| o-Cresol | A | ug/L | 150.41748 | 150.41748 | | 150 | 0 | 0 | 1.83 | 10 | 150 | 100% | 80 | 120 | 0% | |
| p-Chloroaniline | A | ug/L | 147.41399 | 147.41399 | | 150 | 0 | 0 | 1.52 | 10 | 150 | 98% | 80 | 120 | 0% | |

| Seq No | Lab ID | Test Code | Sample Typ | File ID | Analysis Date | DF | Batch ID | Prep Date | SPKref | RPDref | pmoist | | | | | |
|------------------------|---------------|--------------|------------|-----------|--------------------|-------|----------|-----------|--------|--------|--------|------|-----|------|------|---|
| 14962001 | 28-Dec-21_CAL | SVOC-8270-W- | ICAL | SV5973N.I | sd12/28/2021 2:24: | 1 | R372682 | | 0 | 0 | | | | | | |
| Analyte | T | Units | RAW | Final | Text | Spike | SPKref | RPDref | MDL | PQL | UQL | %REC | LOW | HIGH | %RPD | Q |
| Pentachlorophenol | A | ug/L | 144.65257 | 144.65257 | | 150 | 0 | 0 | 4.24 | 10 | 150 | 96% | 80 | 120 | 0% | |
| Phenanthrene | A | ug/L | 149.18534 | 149.18534 | | 150 | 0 | 0 | 0.784 | 10 | 150 | 99% | 80 | 120 | 0% | |
| Phenol | A | ug/L | 153.93902 | 153.93902 | | 150 | 0 | 0 | 1.46 | 10 | 150 | 103% | 80 | 120 | 0% | |
| Pyrene | A | ug/L | 149.71008 | 149.71008 | | 150 | 0 | 0 | 0.921 | 10 | 150 | 100% | 80 | 120 | 0% | |
| Pyridine | A | ug/L | 139.80112 | 139.80112 | | 150 | 0 | 0 | 3.22 | 10 | 150 | 93% | 80 | 120 | 0% | |
| Triallate | A | ug/L | 147.5389 | 147.5389 | | 150 | 0 | 0 | 1.51 | 10 | 150 | 98% | 80 | 120 | 0% | |
| 1,4-Dichlorobenzene-d4 | I | ug/L | 40 | 40 | | 0 | 0 | 0 | 0 | 10 | 150 | 0% | | | 0% | |
| Acenaphthene-d10 | I | ug/L | 40 | 40 | | 0 | 0 | 0 | 0 | 10 | 150 | 0% | | | 0% | |
| Chrysene-d12 | I | ug/L | 40 | 40 | | 0 | 0 | 0 | 0 | 10 | 150 | 0% | | | 0% | |
| Naphthalene-d8 | I | ug/L | 40 | 40 | | 0 | 0 | 0 | 0 | 10 | 150 | 0% | | | 0% | |
| Perylene-d12 | I | ug/L | 40 | 40 | | 0 | 0 | 0 | 0 | 10 | 150 | 0% | | | 0% | |
| Phenanthrene-d10 | I | ug/L | 40 | 40 | | 0 | 0 | 0 | 0 | 10 | 150 | 0% | | | 0% | |
| 2,4,6-Tribromophenol | S | ug/L | 154.02451 | 154.02451 | | 150 | 0 | 0 | 2.88 | 10 | 0 | 103% | 80 | 120 | 0% | |
| 2-Fluorobiphenyl | S | ug/L | 146.00975 | 146.00975 | | 150 | 0 | 0 | 0.724 | 10 | 0 | 97% | 80 | 120 | 0% | |
| 2-Fluorophenol | S | ug/L | 148.70921 | 148.70921 | | 150 | 0 | 0 | 3.52 | 10 | 0 | 99% | 80 | 120 | 0% | |
| Nitrobenzene-d5 | S | ug/L | 146.45111 | 146.45111 | | 150 | 0 | 0 | 2.34 | 10 | 0 | 98% | 80 | 120 | 0% | |
| Phenol-d5 | S | ug/L | 147.82384 | 147.82384 | | 150 | 0 | 0 | 2.06 | 10 | 0 | 99% | 80 | 120 | 0% | |
| Terphenyl-d14 | S | ug/L | 147.2211 | 147.2211 | | 150 | 0 | 0 | 1.17 | 10 | 0 | 98% | 80 | 120 | 0% | |
| 4-Chloroaniline | X | ug/L | 147.41399 | 147.41399 | | 150 | 0 | 0 | 1.61 | 10 | 150 | 98% | 80 | 120 | 0% | |
| o-Terphenyl | X | ug/L | 150.45571 | 150.45571 | | 150 | 0 | 0 | 1.27 | 10 | 150 | 100% | 80 | 120 | 0% | |

| Seq No | Lab ID | Test Code | Sample Typ | File ID | Analysis Date | DF | Batch ID | Prep Date | SPKref | RPDref | pmoist | | | | | |
|------------------------------|---------------|--------------|------------|-----------|--------------------|-------|----------|-----------|--------|--------|--------|------|-----|------|------|---|
| 14962002 | 28-Dec-21_CAL | SVOC-8270-W- | ICAL | SV5973N.I | sd12/28/2021 2:57: | 1 | R372682 | | 0 | 0 | | | | | | |
| Analyte | T | Units | RAW | Final | Text | Spike | SPKref | RPDref | MDL | PQL | UQL | %REC | LOW | HIGH | %RPD | Q |
| 1,2,4-Trichlorobenzene | A | ug/L | 124.29847 | 124.29847 | | 120 | 0 | 0 | 1.9 | 10 | 150 | 104% | 80 | 120 | 0% | |
| 1,2-Dichlorobenzene | A | ug/L | 120.8873 | 120.8873 | | 120 | 0 | 0 | 1.97 | 10 | 150 | 101% | 80 | 120 | 0% | |
| 1,3-Dichlorobenzene | A | ug/L | 117.79785 | 117.79785 | | 120 | 0 | 0 | 2.13 | 10 | 150 | 98% | 80 | 120 | 0% | |
| 1,4-Dichlorobenzene | A | ug/L | 113.91825 | 113.91825 | | 120 | 0 | 0 | 2.02 | 10 | 150 | 95% | 80 | 120 | 0% | |
| 1-Methylnaphthalene | A | ug/L | 122.29009 | 122.29009 | | 120 | 0 | 0 | 2.39 | 10 | 150 | 102% | 80 | 120 | 0% | |
| 2,2'-Oxybis(1-Chloropropane) | A | ug/L | 115.58251 | 115.58251 | | 120 | 0 | 0 | 1.45 | 10 | 150 | 96% | 80 | 120 | 0% | |
| 2,4,5-Trichlorophenol | A | ug/L | 117.43026 | 117.43026 | | 120 | 0 | 0 | 2.23 | 10 | 150 | 98% | 80 | 120 | 0% | |
| 2,4,6-Trichlorophenol | A | ug/L | 119.47356 | 119.47356 | | 120 | 0 | 0 | 2.64 | 10 | 150 | 100% | 80 | 120 | 0% | |
| 2,4-Dichlorophenol | A | ug/L | 124.46069 | 124.46069 | | 120 | 0 | 0 | 1.69 | 10 | 150 | 104% | 80 | 120 | 0% | |
| 2,4-Dimethylphenol | A | ug/L | 131.50685 | 131.50685 | | 120 | 0 | 0 | 1.69 | 10 | 150 | 110% | 80 | 120 | 0% | |

| Seq No | Lab ID | Test Code | Sample Typ | File ID | Analysis Date | DF | Batch ID | Prep Date | SPKref | RPDref | pmoist | | | | | |
|-----------------------------|---------------|--------------|------------|-----------|--------------------|-------|----------|-----------|--------|--------|--------|------|-----|------|------|---|
| 14962002 | 28-Dec-21_CAL | SVOC-8270-W- | ICAL | SV5973N.I | sd12/28/2021 2:57: | 1 | R372682 | | 0 | 0 | | | | | | |
| Analyte | T | Units | RAW | Final | Text | Spike | SPKref | RPDref | MDL | PQL | UQL | %REC | LOW | HIGH | %RPD | Q |
| 2,4-Dinitrophenol | A | ug/L | 117.71184 | 117.71184 | | 120 | 0 | 0 | 4.26 | 10 | 150 | 98% | 80 | 120 | 0% | |
| 2,4-Dinitrotoluene | A | ug/L | 122.11268 | 122.11268 | | 120 | 0 | 0 | 3.04 | 10 | 150 | 102% | 80 | 120 | 0% | |
| 2,6-Dinitrotoluene | A | ug/L | 118.78915 | 118.78915 | | 120 | 0 | 0 | 3.2 | 10 | 150 | 99% | 80 | 120 | 0% | |
| 2-Chloronaphthalene | A | ug/L | 122.81228 | 122.81228 | | 120 | 0 | 0 | 2.14 | 10 | 150 | 102% | 80 | 120 | 0% | |
| 2-Chlorophenol | A | ug/L | 124.52183 | 124.52183 | | 120 | 0 | 0 | 2.48 | 10 | 150 | 104% | 80 | 120 | 0% | |
| 2-Methylnaphthalene | A | ug/L | 122.19436 | 122.19436 | | 120 | 0 | 0 | 1.92 | 10 | 150 | 102% | 80 | 120 | 0% | |
| 2-Nitroaniline | A | ug/L | 122.58077 | 122.58077 | | 120 | 0 | 0 | 2.4 | 10 | 150 | 102% | 80 | 120 | 0% | |
| 2-Nitrophenol | A | ug/L | 125.40563 | 125.40563 | | 120 | 0 | 0 | 2.36 | 10 | 150 | 105% | 80 | 120 | 0% | |
| 3,3'-Dichlorobenzidine | A | ug/L | 119.46874 | 119.46874 | | 120 | 0 | 0 | 2.11 | 10 | 150 | 100% | 80 | 120 | 0% | |
| 3-Nitroaniline | A | ug/L | 126.80438 | 126.80438 | | 120 | 0 | 0 | 2.77 | 10 | 150 | 106% | 80 | 120 | 0% | |
| 4,6-Dinitro-2-methylphenol | A | ug/L | 120.53862 | 120.53862 | | 120 | 0 | 0 | 2.33 | 10 | 150 | 100% | 80 | 120 | 0% | |
| 4-Bromophenyl phenyl ether | A | ug/L | 119.60071 | 119.60071 | | 120 | 0 | 0 | 1.74 | 10 | 150 | 100% | 80 | 120 | 0% | |
| 4-Chloro-2-methylphenol | A | ug/L | 122.46719 | 122.46719 | | 120 | 0 | 0 | 1.6 | 10 | 150 | 102% | 80 | 120 | 0% | |
| 4-Chloro-3-methylphenol | A | ug/L | 124.30412 | 124.30412 | | 120 | 0 | 0 | 1.46 | 10 | 150 | 104% | 80 | 120 | 0% | |
| 4-Chlorophenol | A | ug/L | 124.18911 | 124.18911 | | 120 | 0 | 0 | 2.64 | 10 | 150 | 103% | 80 | 120 | 0% | |
| 4-Chlorophenyl phenyl ether | A | ug/L | 119.16074 | 119.16074 | | 120 | 0 | 0 | 2.03 | 10 | 150 | 99% | 80 | 120 | 0% | |
| 4-Nitroaniline | A | ug/L | 126.34931 | 126.34931 | | 120 | 0 | 0 | 1.63 | 10 | 150 | 105% | 80 | 120 | 0% | |
| 4-Nitrophenol | A | ug/L | 126.82936 | 126.82936 | | 120 | 0 | 0 | 2.5 | 10 | 150 | 106% | 80 | 120 | 0% | |
| Acenaphthene | A | ug/L | 115.85499 | 115.85499 | | 120 | 0 | 0 | 1.89 | 10 | 150 | 97% | 80 | 120 | 0% | |
| Acenaphthylene | A | ug/L | 119.88335 | 119.88335 | | 120 | 0 | 0 | 1.57 | 10 | 150 | 100% | 80 | 120 | 0% | |
| Aniline | A | ug/L | 121.48862 | 121.48862 | | 120 | 0 | 0 | 3.74 | 10 | 150 | 101% | 80 | 120 | 0% | |
| Anthracene | A | ug/L | 120.36807 | 120.36807 | | 120 | 0 | 0 | 1.23 | 10 | 150 | 100% | 80 | 120 | 0% | |
| Azobenzene | A | ug/L | 123.84368 | 123.84368 | | 120 | 0 | 0 | 1.09 | 10 | 150 | 103% | 80 | 120 | 0% | |
| Benzidine | A | ug/L | 125.28881 | 125.28881 | | 120 | 0 | 0 | 6.72 | 10 | 150 | 104% | 80 | 120 | 0% | |
| Benzo(a)anthracene | A | ug/L | 122.43797 | 122.43797 | | 120 | 0 | 0 | 0.856 | 10 | 150 | 102% | 80 | 120 | 0% | |
| Benzo(a)pyrene | A | ug/L | 119.79877 | 119.79877 | | 120 | 0 | 0 | 1.24 | 10 | 150 | 100% | 80 | 120 | 0% | |
| Benzo(b)fluoranthene | A | ug/L | 118.5403 | 118.5403 | | 120 | 0 | 0 | 0.903 | 10 | 150 | 99% | 80 | 120 | 0% | |
| Benzo(g,h,i)perylene | A | ug/L | 121.2816 | 121.2816 | | 120 | 0 | 0 | 1.01 | 10 | 150 | 101% | 80 | 120 | 0% | |
| Benzo(k)fluoranthene | A | ug/L | 121.07277 | 121.07277 | | 120 | 0 | 0 | 0.97 | 10 | 150 | 101% | 80 | 120 | 0% | |
| Benzoic acid | A | ug/L | 123.53928 | 123.53928 | | 120 | 0 | 0 | 1.51 | 10 | 150 | 103% | 80 | 120 | 0% | |
| Benzyl alcohol | A | ug/L | 126.43282 | 126.43282 | | 120 | 0 | 0 | 3.13 | 10 | 150 | 105% | 80 | 120 | 0% | |
| bis(-2-chloroethoxy)Methane | A | ug/L | 129.95802 | 129.95802 | | 120 | 0 | 0 | 1.36 | 10 | 150 | 108% | 80 | 120 | 0% | |
| bis(-2-chloroethyl)Ether | A | ug/L | 130.31598 | 130.31598 | | 120 | 0 | 0 | 2.57 | 10 | 150 | 109% | 80 | 120 | 0% | |
| bis(2-chloroisopropyl)Ether | A | ug/L | 115.58251 | 115.58251 | | 120 | 0 | 0 | 1.49 | 10 | 150 | 96% | 80 | 120 | 0% | |
| bis(2-ethylhexyl)Phthalate | A | ug/L | 119.5624 | 119.5624 | | 120 | 0 | 0 | 1.91 | 10 | 150 | 100% | 80 | 120 | 0% | |

| Seq No | Lab ID | Test Code | Sample Typ | File ID | Analysis Date | DF | Batch ID | Prep Date | SPKref | RPDref | pmoist | | | | | |
|----------------------------|---------------|--------------|------------|-----------|-----------------------|-------|----------|-----------|--------|--------|--------|------|-----|------|------|---|
| 14962002 | 28-Dec-21_CAL | SVOC-8270-W- | ICAL | SV5973N.I | sd12/12/28/2021 2:57: | 1 | R372682 | | 0 | 0 | | | | | | |
| Analyte | T | Units | RAW | Final | Text | Spike | SPKref | RPDref | MDL | PQL | UQL | %REC | LOW | HIGH | %RPD | Q |
| Butylbenzylphthalate | A | ug/L | 120.11201 | 120.11201 | | 120 | 0 | 0 | 1.57 | 10 | 150 | 100% | 80 | 120 | 0% | |
| Carbazole | A | ug/L | 127.14604 | 127.14604 | | 120 | 0 | 0 | 0.842 | 10 | 150 | 106% | 80 | 120 | 0% | |
| Chrysene | A | ug/L | 114.9578 | 114.9578 | | 120 | 0 | 0 | 1.17 | 10 | 150 | 96% | 80 | 120 | 0% | |
| Di-n-butyl phthalate | A | ug/L | 123.40081 | 123.40081 | | 120 | 0 | 0 | 0.932 | 10 | 150 | 103% | 80 | 120 | 0% | |
| Di-n-octyl phthalate | A | ug/L | 119.44571 | 119.44571 | | 120 | 0 | 0 | 1.34 | 10 | 150 | 100% | 80 | 120 | 0% | |
| Dibenzo(a,h)anthracene | A | ug/L | 120.77071 | 120.77071 | | 120 | 0 | 0 | 1.17 | 10 | 150 | 101% | 80 | 120 | 0% | |
| Dibenzofuran | A | ug/L | 119.89751 | 119.89751 | | 120 | 0 | 0 | 1.74 | 10 | 150 | 100% | 80 | 120 | 0% | |
| Diethyl phthalate | A | ug/L | 119.17148 | 119.17148 | | 120 | 0 | 0 | 2.18 | 10 | 150 | 99% | 80 | 120 | 0% | |
| Dimethyl phthalate | A | ug/L | 121.53717 | 121.53717 | | 120 | 0 | 0 | 1.72 | 10 | 150 | 101% | 80 | 120 | 0% | |
| Fluoranthene | A | ug/L | 119.36115 | 119.36115 | | 120 | 0 | 0 | 0.883 | 10 | 150 | 99% | 80 | 120 | 0% | |
| Fluorene | A | ug/L | 117.17808 | 117.17808 | | 120 | 0 | 0 | 1.82 | 10 | 150 | 98% | 80 | 120 | 0% | |
| Hexachlorobenzene | A | ug/L | 121.89402 | 121.89402 | | 120 | 0 | 0 | 1.33 | 10 | 150 | 102% | 80 | 120 | 0% | |
| Hexachlorobutadiene | A | ug/L | 133.24689 | 133.24689 | | 120 | 0 | 0 | 2.32 | 10 | 150 | 111% | 80 | 120 | 0% | |
| Hexachlorocyclopentadiene | A | ug/L | 121.76598 | 121.76598 | | 120 | 0 | 0 | 2.97 | 10 | 150 | 101% | 80 | 120 | 0% | |
| Hexachloroethane | A | ug/L | 118.12525 | 118.12525 | | 120 | 0 | 0 | 1.79 | 10 | 150 | 98% | 80 | 120 | 0% | |
| Indeno(1,2,3-cd)pyrene | A | ug/L | 118.04242 | 118.04242 | | 120 | 0 | 0 | 1.25 | 10 | 150 | 98% | 80 | 120 | 0% | |
| Isophorone | A | ug/L | 124.8621 | 124.8621 | | 120 | 0 | 0 | 1.67 | 10 | 150 | 104% | 80 | 120 | 0% | |
| m+p-Cresols | A | ug/L | 118.08667 | 118.08667 | | 120 | 0 | 0 | 1.78 | 10 | 150 | 98% | 80 | 120 | 0% | |
| n-Nitroso-di-n-propylamine | A | ug/L | 130.19579 | 130.19579 | | 120 | 0 | 0 | 1.54 | 10 | 150 | 108% | 80 | 120 | 0% | |
| n-Nitrosodimethylamine | A | ug/L | 132.00488 | 132.00488 | | 120 | 0 | 0 | 1.53 | 10 | 150 | 110% | 80 | 120 | 0% | |
| n-Nitrosodiphenylamine | A | ug/L | 119.57128 | 119.57128 | | 120 | 0 | 0 | 1.16 | 10 | 150 | 100% | 80 | 120 | 0% | |
| Naphthalene | A | ug/L | 125.21733 | 125.21733 | | 120 | 0 | 0 | 1.74 | 10 | 150 | 104% | 80 | 120 | 0% | |
| Nitrobenzene | A | ug/L | 134.38134 | 134.38134 | | 120 | 0 | 0 | 2.31 | 10 | 150 | 112% | 80 | 120 | 0% | |
| o-Cresol | A | ug/L | 117.01516 | 117.01516 | | 120 | 0 | 0 | 1.83 | 10 | 150 | 98% | 80 | 120 | 0% | |
| p-Chloroaniline | A | ug/L | 124.53736 | 124.53736 | | 120 | 0 | 0 | 1.52 | 10 | 150 | 104% | 80 | 120 | 0% | |
| Pentachlorophenol | A | ug/L | 122.70145 | 122.70145 | | 120 | 0 | 0 | 4.24 | 10 | 150 | 102% | 80 | 120 | 0% | |
| Phenanthrene | A | ug/L | 123.22595 | 123.22595 | | 120 | 0 | 0 | 0.784 | 10 | 150 | 103% | 80 | 120 | 0% | |
| Phenol | A | ug/L | 111.46174 | 111.46174 | | 120 | 0 | 0 | 1.46 | 10 | 150 | 93% | 80 | 120 | 0% | |
| Pyrene | A | ug/L | 119.27753 | 119.27753 | | 120 | 0 | 0 | 0.921 | 10 | 150 | 99% | 80 | 120 | 0% | |
| Pyridine | A | ug/L | 131.97661 | 131.97661 | | 120 | 0 | 0 | 3.22 | 10 | 150 | 110% | 80 | 120 | 0% | |
| Triallate | A | ug/L | 122.48648 | 122.48648 | | 120 | 0 | 0 | 1.51 | 10 | 150 | 102% | 80 | 120 | 0% | |
| 1,4-Dichlorobenzene-d4 | I | ug/L | 40 | 40 | | 0 | 0 | 0 | 0 | 10 | 150 | 0% | | | 0% | |
| Acenaphthene-d10 | I | ug/L | 40 | 40 | | 0 | 0 | 0 | 0 | 10 | 150 | 0% | | | 0% | |
| Chrysene-d12 | I | ug/L | 40 | 40 | | 0 | 0 | 0 | 0 | 10 | 150 | 0% | | | 0% | |
| Naphthalene-d8 | I | ug/L | 40 | 40 | | 0 | 0 | 0 | 0 | 10 | 150 | 0% | | | 0% | |

| Seq No | Lab ID | Test Code | Sample Typ | File ID | Analysis Date | DF | Batch ID | Prep Date | SPKref | RPDref | pmoist | | | | | |
|----------------------|---------------|--------------|------------|-----------|--------------------|-------|----------|-----------|--------|--------|--------|------|-----|------|------|---|
| 14962002 | 28-Dec-21_CAL | SVOC-8270-W- | ICAL | SV5973N.I | sd12/28/2021 2:57: | 1 | R372682 | | 0 | 0 | | | | | | |
| Analyte | T | Units | RAW | Final | Text | Spike | SPKref | RPDref | MDL | PQL | UQL | %REC | LOW | HIGH | %RPD | Q |
| Perylene-d12 | I | ug/L | 40 | 40 | | 0 | 0 | 0 | 0 | 10 | 150 | 0% | | | 0% | |
| Phenanthrene-d10 | I | ug/L | 40 | 40 | | 0 | 0 | 0 | 0 | 10 | 150 | 0% | | | 0% | |
| 2,4,6-Tribromophenol | S | ug/L | 116.06431 | 116.06431 | | 120 | 0 | 0 | 2.88 | 10 | 0 | 97% | 80 | 120 | 0% | |
| 2-Fluorobiphenyl | S | ug/L | 123.65769 | 123.65769 | | 120 | 0 | 0 | 0.724 | 10 | 0 | 103% | 80 | 120 | 0% | |
| 2-Fluorophenol | S | ug/L | 123.38041 | 123.38041 | | 120 | 0 | 0 | 3.52 | 10 | 0 | 103% | 80 | 120 | 0% | |
| Nitrobenzene-d5 | S | ug/L | 121.1593 | 121.1593 | | 120 | 0 | 0 | 2.34 | 10 | 0 | 101% | 80 | 120 | 0% | |
| Phenol-d5 | S | ug/L | 118.63657 | 118.63657 | | 120 | 0 | 0 | 2.06 | 10 | 0 | 99% | 80 | 120 | 0% | |
| Terphenyl-d14 | S | ug/L | 122.8041 | 122.8041 | | 120 | 0 | 0 | 1.17 | 10 | 0 | 102% | 80 | 120 | 0% | |
| 4-Chloroaniline | X | ug/L | 124.53736 | 124.53736 | | 120 | 0 | 0 | 1.61 | 10 | 150 | 104% | 80 | 120 | 0% | |
| o-Terphenyl | X | ug/L | 118.98056 | 118.98056 | | 120 | 0 | 0 | 1.27 | 10 | 150 | 99% | 80 | 120 | 0% | |

| Seq No | Lab ID | Test Code | Sample Typ | File ID | Analysis Date | DF | Batch ID | Prep Date | SPKref | RPDref | pmoist | | | | | |
|------------------------------|---------------|--------------|------------|-----------|--------------------|-------|----------|-----------|--------|--------|--------|------|-----|------|------|---|
| 14962003 | 28-Dec-21_CAL | SVOC-8270-W- | ICAL | SV5973N.I | sd12/28/2021 3:29: | 1 | R372682 | | 0 | 0 | | | | | | |
| Analyte | T | Units | RAW | Final | Text | Spike | SPKref | RPDref | MDL | PQL | UQL | %REC | LOW | HIGH | %RPD | Q |
| 1,2,4-Trichlorobenzene | A | ug/L | 99.67683 | 99.67683 | | 100 | 0 | 0 | 1.9 | 10 | 150 | 100% | 80 | 120 | 0% | |
| 1,2-Dichlorobenzene | A | ug/L | 97.15442 | 97.15442 | | 100 | 0 | 0 | 1.97 | 10 | 150 | 97% | 80 | 120 | 0% | |
| 1,3-Dichlorobenzene | A | ug/L | 96.98752 | 96.98752 | | 100 | 0 | 0 | 2.13 | 10 | 150 | 97% | 80 | 120 | 0% | |
| 1,4-Dichlorobenzene | A | ug/L | 97.49306 | 97.49306 | | 100 | 0 | 0 | 2.02 | 10 | 150 | 97% | 80 | 120 | 0% | |
| 1-Methylnaphthalene | A | ug/L | 104.35668 | 104.35668 | | 100 | 0 | 0 | 2.39 | 10 | 150 | 104% | 80 | 120 | 0% | |
| 2,2'-Oxybis(1-Chloropropane) | A | ug/L | 104.20328 | 104.20328 | | 100 | 0 | 0 | 1.45 | 10 | 150 | 104% | 80 | 120 | 0% | |
| 2,4,5-Trichlorophenol | A | ug/L | 106.70523 | 106.70523 | | 100 | 0 | 0 | 2.23 | 10 | 150 | 107% | 80 | 120 | 0% | |
| 2,4,6-Trichlorophenol | A | ug/L | 100.08626 | 100.08626 | | 100 | 0 | 0 | 2.64 | 10 | 150 | 100% | 80 | 120 | 0% | |
| 2,4-Dichlorophenol | A | ug/L | 101.8617 | 101.8617 | | 100 | 0 | 0 | 1.69 | 10 | 150 | 102% | 80 | 120 | 0% | |
| 2,4-Dimethylphenol | A | ug/L | 105.022 | 105.022 | | 100 | 0 | 0 | 1.69 | 10 | 150 | 105% | 80 | 120 | 0% | |
| 2,4-Dinitrophenol | A | ug/L | 105.38553 | 105.38553 | | 100 | 0 | 0 | 4.26 | 10 | 150 | 105% | 80 | 120 | 0% | |
| 2,4-Dinitrotoluene | A | ug/L | 103.09228 | 103.09228 | | 100 | 0 | 0 | 3.04 | 10 | 150 | 103% | 80 | 120 | 0% | |
| 2,6-Dinitrotoluene | A | ug/L | 107.29899 | 107.29899 | | 100 | 0 | 0 | 3.2 | 10 | 150 | 107% | 80 | 120 | 0% | |
| 2-Chloronaphthalene | A | ug/L | 105.01831 | 105.01831 | | 100 | 0 | 0 | 2.14 | 10 | 150 | 105% | 80 | 120 | 0% | |
| 2-Chlorophenol | A | ug/L | 104.77229 | 104.77229 | | 100 | 0 | 0 | 2.48 | 10 | 150 | 105% | 80 | 120 | 0% | |
| 2-Methylnaphthalene | A | ug/L | 104.70429 | 104.70429 | | 100 | 0 | 0 | 1.92 | 10 | 150 | 105% | 80 | 120 | 0% | |
| 2-Nitroaniline | A | ug/L | 107.36488 | 107.36488 | | 100 | 0 | 0 | 2.4 | 10 | 150 | 107% | 80 | 120 | 0% | |
| 2-Nitrophenol | A | ug/L | 99.79533 | 99.79533 | | 100 | 0 | 0 | 2.36 | 10 | 150 | 100% | 80 | 120 | 0% | |
| 3,3'-Dichlorobenzidine | A | ug/L | 106.28537 | 106.28537 | | 100 | 0 | 0 | 2.11 | 10 | 150 | 106% | 80 | 120 | 0% | |
| 3-Nitroaniline | A | ug/L | 102.02537 | 102.02537 | | 100 | 0 | 0 | 2.77 | 10 | 150 | 102% | 80 | 120 | 0% | |

| Seq No | Lab ID | Test Code | Sample Typ | File ID | Analysis Date | DF | Batch ID | Prep Date | SPKref | RPDref | pmoist | | | | | |
|-----------------------------|---------------|--------------|------------|-----------|-----------------------|-------|----------|-----------|--------|--------|--------|------|-----|------|------|---|
| 14962003 | 28-Dec-21_CAL | SVOC-8270-W- | ICAL | SV5973N.I | sd12/12/28/2021 3:29: | 1 | R372682 | | 0 | 0 | | | | | | |
| Analyte | T | Units | RAW | Final | Text | Spike | SPKref | RPDref | MDL | PQL | UQL | %REC | LOW | HIGH | %RPD | Q |
| 4,6-Dinitro-2-methylphenol | A | ug/L | 102.54082 | 102.54082 | | 100 | 0 | 0 | 2.33 | 10 | 150 | 103% | 80 | 120 | 0% | |
| 4-Bromophenyl phenyl ether | A | ug/L | 103.48646 | 103.48646 | | 100 | 0 | 0 | 1.74 | 10 | 150 | 103% | 80 | 120 | 0% | |
| 4-Chloro-2-methylphenol | A | ug/L | 105.5595 | 105.5595 | | 100 | 0 | 0 | 1.6 | 10 | 150 | 106% | 80 | 120 | 0% | |
| 4-Chloro-3-methylphenol | A | ug/L | 101.3668 | 101.3668 | | 100 | 0 | 0 | 1.46 | 10 | 150 | 101% | 80 | 120 | 0% | |
| 4-Chlorophenol | A | ug/L | 100.81929 | 100.81929 | | 100 | 0 | 0 | 2.64 | 10 | 150 | 101% | 80 | 120 | 0% | |
| 4-Chlorophenyl phenyl ether | A | ug/L | 101.72783 | 101.72783 | | 100 | 0 | 0 | 2.03 | 10 | 150 | 102% | 80 | 120 | 0% | |
| 4-Nitroaniline | A | ug/L | 101.77743 | 101.77743 | | 100 | 0 | 0 | 1.63 | 10 | 150 | 102% | 80 | 120 | 0% | |
| 4-Nitrophenol | A | ug/L | 102.20393 | 102.20393 | | 100 | 0 | 0 | 2.5 | 10 | 150 | 102% | 80 | 120 | 0% | |
| Acenaphthene | A | ug/L | 99.21452 | 99.21452 | | 100 | 0 | 0 | 1.89 | 10 | 150 | 99% | 80 | 120 | 0% | |
| Acenaphthylene | A | ug/L | 101.40308 | 101.40308 | | 100 | 0 | 0 | 1.57 | 10 | 150 | 101% | 80 | 120 | 0% | |
| Aniline | A | ug/L | 101.57589 | 101.57589 | | 100 | 0 | 0 | 3.74 | 10 | 150 | 102% | 80 | 120 | 0% | |
| Anthracene | A | ug/L | 104.22457 | 104.22457 | | 100 | 0 | 0 | 1.23 | 10 | 150 | 104% | 80 | 120 | 0% | |
| Azobenzene | A | ug/L | 104.24421 | 104.24421 | | 100 | 0 | 0 | 1.09 | 10 | 150 | 104% | 80 | 120 | 0% | |
| Benzidine | A | ug/L | 104.72229 | 104.72229 | | 100 | 0 | 0 | 6.72 | 10 | 150 | 105% | 80 | 120 | 0% | |
| Benzo(a)anthracene | A | ug/L | 100.2055 | 100.2055 | | 100 | 0 | 0 | 0.856 | 10 | 150 | 100% | 80 | 120 | 0% | |
| Benzo(a)pyrene | A | ug/L | 97.37355 | 97.37355 | | 100 | 0 | 0 | 1.24 | 10 | 150 | 97% | 80 | 120 | 0% | |
| Benzo(b)fluoranthene | A | ug/L | 100.36772 | 100.36772 | | 100 | 0 | 0 | 0.903 | 10 | 150 | 100% | 80 | 120 | 0% | |
| Benzo(g,h,i)perylene | A | ug/L | 101.25842 | 101.25842 | | 100 | 0 | 0 | 1.01 | 10 | 150 | 101% | 80 | 120 | 0% | |
| Benzo(k)fluoranthene | A | ug/L | 100.9583 | 100.9583 | | 100 | 0 | 0 | 0.97 | 10 | 150 | 101% | 80 | 120 | 0% | |
| Benzoic acid | A | ug/L | 104.61175 | 104.61175 | | 100 | 0 | 0 | 1.51 | 10 | 150 | 105% | 80 | 120 | 0% | |
| Benzyl alcohol | A | ug/L | 111.54303 | 111.54303 | | 100 | 0 | 0 | 3.13 | 10 | 150 | 112% | 80 | 120 | 0% | |
| bis(-2-chloroethoxy)Methane | A | ug/L | 105.06347 | 105.06347 | | 100 | 0 | 0 | 1.36 | 10 | 150 | 105% | 80 | 120 | 0% | |
| bis(-2-chloroethyl)Ether | A | ug/L | 103.48755 | 103.48755 | | 100 | 0 | 0 | 2.57 | 10 | 150 | 103% | 80 | 120 | 0% | |
| bis(2-chloroisopropyl)Ether | A | ug/L | 104.20328 | 104.20328 | | 100 | 0 | 0 | 1.49 | 10 | 150 | 104% | 80 | 120 | 0% | |
| bis(2-ethylhexyl)Phthalate | A | ug/L | 104.85389 | 104.85389 | | 100 | 0 | 0 | 1.91 | 10 | 150 | 105% | 80 | 120 | 0% | |
| Butylbenzylphthalate | A | ug/L | 105.15568 | 105.15568 | | 100 | 0 | 0 | 1.57 | 10 | 150 | 105% | 80 | 120 | 0% | |
| Carbazole | A | ug/L | 99.50128 | 99.50128 | | 100 | 0 | 0 | 0.842 | 10 | 150 | 100% | 80 | 120 | 0% | |
| Chrysene | A | ug/L | 100.69288 | 100.69288 | | 100 | 0 | 0 | 1.17 | 10 | 150 | 101% | 80 | 120 | 0% | |
| Di-n-butyl phthalate | A | ug/L | 105.01159 | 105.01159 | | 100 | 0 | 0 | 0.932 | 10 | 150 | 105% | 80 | 120 | 0% | |
| Di-n-octyl phthalate | A | ug/L | 103.75317 | 103.75317 | | 100 | 0 | 0 | 1.34 | 10 | 150 | 104% | 80 | 120 | 0% | |
| Dibenzo(a,h)anthracene | A | ug/L | 98.95962 | 98.95962 | | 100 | 0 | 0 | 1.17 | 10 | 150 | 99% | 80 | 120 | 0% | |
| Dibenzofuran | A | ug/L | 97.20984 | 97.20984 | | 100 | 0 | 0 | 1.74 | 10 | 150 | 97% | 80 | 120 | 0% | |
| Diethyl phthalate | A | ug/L | 105.72835 | 105.72835 | | 100 | 0 | 0 | 2.18 | 10 | 150 | 106% | 80 | 120 | 0% | |
| Dimethyl phthalate | A | ug/L | 103.44304 | 103.44304 | | 100 | 0 | 0 | 1.72 | 10 | 150 | 103% | 80 | 120 | 0% | |
| Fluoranthene | A | ug/L | 100.9576 | 100.9576 | | 100 | 0 | 0 | 0.883 | 10 | 150 | 101% | 80 | 120 | 0% | |

| Seq No | Lab ID | Test Code | Sample Typ | File ID | Analysis Date | DF | Batch ID | Prep Date | SPKref | RPDref | pmoist | | | | | |
|----------------------------|---------------|--------------|------------|-----------|-----------------------|-------|----------|-----------|--------|--------|--------|------|-----|------|------|---|
| 14962003 | 28-Dec-21_CAL | SVOC-8270-W- | ICAL | SV5973N.I | sd12/12/28/2021 3:29: | 1 | R372682 | | 0 | 0 | | | | | | |
| Analyte | T | Units | RAW | Final | Text | Spike | SPKref | RPDref | MDL | PQL | UQL | %REC | LOW | HIGH | %RPD | Q |
| Fluorene | A | ug/L | 98.66296 | 98.66296 | | 100 | 0 | 0 | 1.82 | 10 | 150 | 99% | 80 | 120 | 0% | |
| Hexachlorobenzene | A | ug/L | 98.67668 | 98.67668 | | 100 | 0 | 0 | 1.33 | 10 | 150 | 99% | 80 | 120 | 0% | |
| Hexachlorobutadiene | A | ug/L | 101.04179 | 101.04179 | | 100 | 0 | 0 | 2.32 | 10 | 150 | 101% | 80 | 120 | 0% | |
| Hexachlorocyclopentadiene | A | ug/L | 101.58607 | 101.58607 | | 100 | 0 | 0 | 2.97 | 10 | 150 | 102% | 80 | 120 | 0% | |
| Hexachloroethane | A | ug/L | 103.33432 | 103.33432 | | 100 | 0 | 0 | 1.79 | 10 | 150 | 103% | 80 | 120 | 0% | |
| Indeno(1,2,3-cd)pyrene | A | ug/L | 100.58036 | 100.58036 | | 100 | 0 | 0 | 1.25 | 10 | 150 | 101% | 80 | 120 | 0% | |
| Isophorone | A | ug/L | 101.28084 | 101.28084 | | 100 | 0 | 0 | 1.67 | 10 | 150 | 101% | 80 | 120 | 0% | |
| m+p-Cresols | A | ug/L | 98.46073 | 98.46073 | | 100 | 0 | 0 | 1.78 | 10 | 150 | 98% | 80 | 120 | 0% | |
| n-Nitroso-di-n-propylamine | A | ug/L | 107.83057 | 107.83057 | | 100 | 0 | 0 | 1.54 | 10 | 150 | 108% | 80 | 120 | 0% | |
| n-Nitrosodimethylamine | A | ug/L | 105.84396 | 105.84396 | | 100 | 0 | 0 | 1.53 | 10 | 150 | 106% | 80 | 120 | 0% | |
| n-Nitrosodiphenylamine | A | ug/L | 99.46719 | 99.46719 | | 100 | 0 | 0 | 1.16 | 10 | 150 | 99% | 80 | 120 | 0% | |
| Naphthalene | A | ug/L | 101.79022 | 101.79022 | | 100 | 0 | 0 | 1.74 | 10 | 150 | 102% | 80 | 120 | 0% | |
| Nitrobenzene | A | ug/L | 107.36314 | 107.36314 | | 100 | 0 | 0 | 2.31 | 10 | 150 | 107% | 80 | 120 | 0% | |
| o-Cresol | A | ug/L | 101.48765 | 101.48765 | | 100 | 0 | 0 | 1.83 | 10 | 150 | 101% | 80 | 120 | 0% | |
| p-Chloroaniline | A | ug/L | 98.70637 | 98.70637 | | 100 | 0 | 0 | 1.52 | 10 | 150 | 99% | 80 | 120 | 0% | |
| Pentachlorophenol | A | ug/L | 104.46084 | 104.46084 | | 100 | 0 | 0 | 4.24 | 10 | 150 | 104% | 80 | 120 | 0% | |
| Phenanthrene | A | ug/L | 96.51856 | 96.51856 | | 100 | 0 | 0 | 0.784 | 10 | 150 | 97% | 80 | 120 | 0% | |
| Phenol | A | ug/L | 100.32505 | 100.32505 | | 100 | 0 | 0 | 1.46 | 10 | 150 | 100% | 80 | 120 | 0% | |
| Pyrene | A | ug/L | 100.49688 | 100.49688 | | 100 | 0 | 0 | 0.921 | 10 | 150 | 100% | 80 | 120 | 0% | |
| Pyridine | A | ug/L | 101.38659 | 101.38659 | | 100 | 0 | 0 | 3.22 | 10 | 150 | 101% | 80 | 120 | 0% | |
| Triallate | A | ug/L | 99.5231 | 99.5231 | | 100 | 0 | 0 | 1.51 | 10 | 150 | 100% | 80 | 120 | 0% | |
| 1,4-Dichlorobenzene-d4 | I | ug/L | 40 | 40 | | 0 | 0 | 0 | 0 | 10 | 150 | 0% | | | 0% | |
| Acenaphthene-d10 | I | ug/L | 40 | 40 | | 0 | 0 | 0 | 0 | 10 | 150 | 0% | | | 0% | |
| Chrysene-d12 | I | ug/L | 40 | 40 | | 0 | 0 | 0 | 0 | 10 | 150 | 0% | | | 0% | |
| Naphthalene-d8 | I | ug/L | 40 | 40 | | 0 | 0 | 0 | 0 | 10 | 150 | 0% | | | 0% | |
| Perylene-d12 | I | ug/L | 40 | 40 | | 0 | 0 | 0 | 0 | 10 | 150 | 0% | | | 0% | |
| Phenanthrene-d10 | I | ug/L | 40 | 40 | | 0 | 0 | 0 | 0 | 10 | 150 | 0% | | | 0% | |
| 2,4,6-Tribromophenol | S | ug/L | 100.61469 | 100.61469 | | 100 | 0 | 0 | 2.88 | 10 | 0 | 101% | 80 | 120 | 0% | |
| 2-Fluorobiphenyl | S | ug/L | 103.04032 | 103.04032 | | 100 | 0 | 0 | 0.724 | 10 | 0 | 103% | 80 | 120 | 0% | |
| 2-Fluorophenol | S | ug/L | 97.5123 | 97.5123 | | 100 | 0 | 0 | 3.52 | 10 | 0 | 98% | 80 | 120 | 0% | |
| Nitrobenzene-d5 | S | ug/L | 103.98887 | 103.98887 | | 100 | 0 | 0 | 2.34 | 10 | 0 | 104% | 80 | 120 | 0% | |
| Phenol-d5 | S | ug/L | 103.05739 | 103.05739 | | 100 | 0 | 0 | 2.06 | 10 | 0 | 103% | 80 | 120 | 0% | |
| Terphenyl-d14 | S | ug/L | 102.15609 | 102.15609 | | 100 | 0 | 0 | 1.17 | 10 | 0 | 102% | 80 | 120 | 0% | |
| 4-Chloroaniline | X | ug/L | 98.70637 | 98.70637 | | 100 | 0 | 0 | 1.61 | 10 | 150 | 99% | 80 | 120 | 0% | |
| o-Terphenyl | X | ug/L | 99.83559 | 99.83559 | | 100 | 0 | 0 | 1.27 | 10 | 150 | 100% | 80 | 120 | 0% | |

| Seq No | Lab ID | Test Code | Sample Typ | File ID | Analysis Date | DF | Batch ID | Prep Date | SPKref | RPDref | pmoist | | | | | |
|------------------------------|---------------|--------------|------------|-----------|-----------------------|-------|----------|-----------|--------|--------|--------|------|-----|------|------|---|
| 14962004 | 28-Dec-21_CAL | SVOC-8270-W- | ICAL | SV5973N.I | sd12/12/28/2021 4:02: | 1 | R372682 | | 0 | 0 | | | | | | |
| Analyte | T | Units | RAW | Final | Text | Spike | SPKref | RPDref | MDL | PQL | UQL | %REC | LOW | HIGH | %RPD | Q |
| 1,2,4-Trichlorobenzene | A | ug/L | 73.5342 | 73.5342 | | 75 | 0 | 0 | 1.9 | 10 | 150 | 98% | 80 | 120 | 0% | |
| 1,2-Dichlorobenzene | A | ug/L | 74.67496 | 74.67496 | | 75 | 0 | 0 | 1.97 | 10 | 150 | 100% | 80 | 120 | 0% | |
| 1,3-Dichlorobenzene | A | ug/L | 75.20245 | 75.20245 | | 75 | 0 | 0 | 2.13 | 10 | 150 | 100% | 80 | 120 | 0% | |
| 1,4-Dichlorobenzene | A | ug/L | 74.45133 | 74.45133 | | 75 | 0 | 0 | 2.02 | 10 | 150 | 99% | 80 | 120 | 0% | |
| 1-Methylnaphthalene | A | ug/L | 73.97136 | 73.97136 | | 75 | 0 | 0 | 2.39 | 10 | 150 | 99% | 80 | 120 | 0% | |
| 2,2'-Oxybis(1-Chloropropane) | A | ug/L | 83.95217 | 83.95217 | | 75 | 0 | 0 | 1.45 | 10 | 150 | 112% | 80 | 120 | 0% | |
| 2,4,5-Trichlorophenol | A | ug/L | 74.28287 | 74.28287 | | 75 | 0 | 0 | 2.23 | 10 | 150 | 99% | 80 | 120 | 0% | |
| 2,4,6-Trichlorophenol | A | ug/L | 73.95456 | 73.95456 | | 75 | 0 | 0 | 2.64 | 10 | 150 | 99% | 80 | 120 | 0% | |
| 2,4-Dichlorophenol | A | ug/L | 76.64544 | 76.64544 | | 75 | 0 | 0 | 1.69 | 10 | 150 | 102% | 80 | 120 | 0% | |
| 2,4-Dimethylphenol | A | ug/L | 73.80201 | 73.80201 | | 75 | 0 | 0 | 1.69 | 10 | 150 | 98% | 80 | 120 | 0% | |
| 2,4-Dinitrophenol | A | ug/L | 74.38051 | 74.38051 | | 75 | 0 | 0 | 4.26 | 10 | 150 | 99% | 80 | 120 | 0% | |
| 2,4-Dinitrotoluene | A | ug/L | 75.14527 | 75.14527 | | 75 | 0 | 0 | 3.04 | 10 | 150 | 100% | 80 | 120 | 0% | |
| 2,6-Dinitrotoluene | A | ug/L | 74.346 | 74.346 | | 75 | 0 | 0 | 3.2 | 10 | 150 | 99% | 80 | 120 | 0% | |
| 2-Chloronaphthalene | A | ug/L | 71.39352 | 71.39352 | | 75 | 0 | 0 | 2.14 | 10 | 150 | 95% | 80 | 120 | 0% | |
| 2-Chlorophenol | A | ug/L | 77.47121 | 77.47121 | | 75 | 0 | 0 | 2.48 | 10 | 150 | 103% | 80 | 120 | 0% | |
| 2-Methylnaphthalene | A | ug/L | 72.6519 | 72.6519 | | 75 | 0 | 0 | 1.92 | 10 | 150 | 97% | 80 | 120 | 0% | |
| 2-Nitroaniline | A | ug/L | 71.52682 | 71.52682 | | 75 | 0 | 0 | 2.4 | 10 | 150 | 95% | 80 | 120 | 0% | |
| 2-Nitrophenol | A | ug/L | 77.62134 | 77.62134 | | 75 | 0 | 0 | 2.36 | 10 | 150 | 103% | 80 | 120 | 0% | |
| 3,3'-Dichlorobenzidine | A | ug/L | 74.80769 | 74.80769 | | 75 | 0 | 0 | 2.11 | 10 | 150 | 100% | 80 | 120 | 0% | |
| 3-Nitroaniline | A | ug/L | 68.42248 | 68.42248 | | 75 | 0 | 0 | 2.77 | 10 | 150 | 91% | 80 | 120 | 0% | |
| 4,6-Dinitro-2-methylphenol | A | ug/L | 75.72864 | 75.72864 | | 75 | 0 | 0 | 2.33 | 10 | 150 | 101% | 80 | 120 | 0% | |
| 4-Bromophenyl phenyl ether | A | ug/L | 75.75695 | 75.75695 | | 75 | 0 | 0 | 1.74 | 10 | 150 | 101% | 80 | 120 | 0% | |
| 4-Chloro-2-methylphenol | A | ug/L | 75.75367 | 75.75367 | | 75 | 0 | 0 | 1.6 | 10 | 150 | 101% | 80 | 120 | 0% | |
| 4-Chloro-3-methylphenol | A | ug/L | 76.9427 | 76.9427 | | 75 | 0 | 0 | 1.46 | 10 | 150 | 103% | 80 | 120 | 0% | |
| 4-Chlorophenol | A | ug/L | 75.9576 | 75.9576 | | 75 | 0 | 0 | 2.64 | 10 | 150 | 101% | 80 | 120 | 0% | |
| 4-Chlorophenyl phenyl ether | A | ug/L | 73.54004 | 73.54004 | | 75 | 0 | 0 | 2.03 | 10 | 150 | 98% | 80 | 120 | 0% | |
| 4-Nitroaniline | A | ug/L | 78.86662 | 78.86662 | | 75 | 0 | 0 | 1.63 | 10 | 150 | 105% | 80 | 120 | 0% | |
| 4-Nitrophenol | A | ug/L | 73.57805 | 73.57805 | | 75 | 0 | 0 | 2.5 | 10 | 150 | 98% | 80 | 120 | 0% | |
| Acenaphthene | A | ug/L | 73.64645 | 73.64645 | | 75 | 0 | 0 | 1.89 | 10 | 150 | 98% | 80 | 120 | 0% | |
| Acenaphthylene | A | ug/L | 70.64723 | 70.64723 | | 75 | 0 | 0 | 1.57 | 10 | 150 | 94% | 80 | 120 | 0% | |
| Aniline | A | ug/L | 80.21921 | 80.21921 | | 75 | 0 | 0 | 3.74 | 10 | 150 | 107% | 80 | 120 | 0% | |
| Anthracene | A | ug/L | 77.73586 | 77.73586 | | 75 | 0 | 0 | 1.23 | 10 | 150 | 104% | 80 | 120 | 0% | |
| Azobenzene | A | ug/L | 80.2177 | 80.2177 | | 75 | 0 | 0 | 1.09 | 10 | 150 | 107% | 80 | 120 | 0% | |
| Benzidine | A | ug/L | 65.93567 | 65.93567 | | 75 | 0 | 0 | 6.72 | 10 | 150 | 88% | 80 | 120 | 0% | |
| Benzo(a)anthracene | A | ug/L | 75.18738 | 75.18738 | | 75 | 0 | 0 | 0.856 | 10 | 150 | 100% | 80 | 120 | 0% | |

| Seq No | Lab ID | Test Code | Sample Typ | File ID | Analysis Date | DF | Batch ID | Prep Date | SPKref | RPDref | pmoist | | | | | |
|-----------------------------|---------------|--------------|------------|----------------|------------------|-------|----------|-----------|--------|--------|--------|------|-----|------|------|---|
| 14962004 | 28-Dec-21_CAL | SVOC-8270-W- | ICAL | SV5973N.I\sd12 | 12/28/2021 4:02: | 1 | R372682 | | 0 | 0 | | | | | | |
| Analyte | T | Units | RAW | Final | Text | Spike | SPKref | RPDref | MDL | PQL | UQL | %REC | LOW | HIGH | %RPD | Q |
| Benzo(a)pyrene | A | ug/L | 77.54188 | 77.54188 | | 75 | 0 | 0 | 1.24 | 10 | 150 | 103% | 80 | 120 | 0% | |
| Benzo(b)fluoranthene | A | ug/L | 75.24444 | 75.24444 | | 75 | 0 | 0 | 0.903 | 10 | 150 | 100% | 80 | 120 | 0% | |
| Benzo(g,h,i)perylene | A | ug/L | 73.64051 | 73.64051 | | 75 | 0 | 0 | 1.01 | 10 | 150 | 98% | 80 | 120 | 0% | |
| Benzo(k)fluoranthene | A | ug/L | 75.31519 | 75.31519 | | 75 | 0 | 0 | 0.97 | 10 | 150 | 100% | 80 | 120 | 0% | |
| Benzoic acid | A | ug/L | 78.4974 | 78.4974 | | 75 | 0 | 0 | 1.51 | 10 | 150 | 105% | 80 | 120 | 0% | |
| Benzyl alcohol | A | ug/L | 76.87667 | 76.87667 | | 75 | 0 | 0 | 3.13 | 10 | 150 | 103% | 80 | 120 | 0% | |
| bis(-2-chloroethoxy)Methane | A | ug/L | 74.45601 | 74.45601 | | 75 | 0 | 0 | 1.36 | 10 | 150 | 99% | 80 | 120 | 0% | |
| bis(-2-chloroethyl)Ether | A | ug/L | 76.43596 | 76.43596 | | 75 | 0 | 0 | 2.57 | 10 | 150 | 102% | 80 | 120 | 0% | |
| bis(2-chloroisopropyl)Ether | A | ug/L | 83.95217 | 83.95217 | | 75 | 0 | 0 | 1.49 | 10 | 150 | 112% | 80 | 120 | 0% | |
| bis(2-ethylhexyl)Phthalate | A | ug/L | 76.04444 | 76.04444 | | 75 | 0 | 0 | 1.91 | 10 | 150 | 101% | 80 | 120 | 0% | |
| Butylbenzylphthalate | A | ug/L | 77.23936 | 77.23936 | | 75 | 0 | 0 | 1.57 | 10 | 150 | 103% | 80 | 120 | 0% | |
| Carbazole | A | ug/L | 76.53577 | 76.53577 | | 75 | 0 | 0 | 0.842 | 10 | 150 | 102% | 80 | 120 | 0% | |
| Chrysene | A | ug/L | 74.01809 | 74.01809 | | 75 | 0 | 0 | 1.17 | 10 | 150 | 99% | 80 | 120 | 0% | |
| Di-n-butyl phthalate | A | ug/L | 76.50407 | 76.50407 | | 75 | 0 | 0 | 0.932 | 10 | 150 | 102% | 80 | 120 | 0% | |
| Di-n-octyl phthalate | A | ug/L | 75.83083 | 75.83083 | | 75 | 0 | 0 | 1.34 | 10 | 150 | 101% | 80 | 120 | 0% | |
| Dibenzo(a,h)anthracene | A | ug/L | 77.22361 | 77.22361 | | 75 | 0 | 0 | 1.17 | 10 | 150 | 103% | 80 | 120 | 0% | |
| Dibenzofuran | A | ug/L | 73.79327 | 73.79327 | | 75 | 0 | 0 | 1.74 | 10 | 150 | 98% | 80 | 120 | 0% | |
| Diethyl phthalate | A | ug/L | 74.99112 | 74.99112 | | 75 | 0 | 0 | 2.18 | 10 | 150 | 100% | 80 | 120 | 0% | |
| Dimethyl phthalate | A | ug/L | 74.18738 | 74.18738 | | 75 | 0 | 0 | 1.72 | 10 | 150 | 99% | 80 | 120 | 0% | |
| Fluoranthene | A | ug/L | 75.09963 | 75.09963 | | 75 | 0 | 0 | 0.883 | 10 | 150 | 100% | 80 | 120 | 0% | |
| Fluorene | A | ug/L | 72.028 | 72.028 | | 75 | 0 | 0 | 1.82 | 10 | 150 | 96% | 80 | 120 | 0% | |
| Hexachlorobenzene | A | ug/L | 76.25755 | 76.25755 | | 75 | 0 | 0 | 1.33 | 10 | 150 | 102% | 80 | 120 | 0% | |
| Hexachlorobutadiene | A | ug/L | 71.64339 | 71.64339 | | 75 | 0 | 0 | 2.32 | 10 | 150 | 96% | 80 | 120 | 0% | |
| Hexachlorocyclopentadiene | A | ug/L | 74.42348 | 74.42348 | | 75 | 0 | 0 | 2.97 | 10 | 150 | 99% | 80 | 120 | 0% | |
| Hexachloroethane | A | ug/L | 76.93368 | 76.93368 | | 75 | 0 | 0 | 1.79 | 10 | 150 | 103% | 80 | 120 | 0% | |
| Indeno(1,2,3-cd)pyrene | A | ug/L | 76.0007 | 76.0007 | | 75 | 0 | 0 | 1.25 | 10 | 150 | 101% | 80 | 120 | 0% | |
| Isophorone | A | ug/L | 75.13868 | 75.13868 | | 75 | 0 | 0 | 1.67 | 10 | 150 | 100% | 80 | 120 | 0% | |
| m+p-Cresols | A | ug/L | 78.43033 | 78.43033 | | 75 | 0 | 0 | 1.78 | 10 | 150 | 105% | 80 | 120 | 0% | |
| n-Nitroso-di-n-propylamine | A | ug/L | 77.35668 | 77.35668 | | 75 | 0 | 0 | 1.54 | 10 | 150 | 103% | 80 | 120 | 0% | |
| n-Nitrosodimethylamine | A | ug/L | 74.98818 | 74.98818 | | 75 | 0 | 0 | 1.53 | 10 | 150 | 100% | 80 | 120 | 0% | |
| n-Nitrosodiphenylamine | A | ug/L | 75.08296 | 75.08296 | | 75 | 0 | 0 | 1.16 | 10 | 150 | 100% | 80 | 120 | 0% | |
| Naphthalene | A | ug/L | 75.42606 | 75.42606 | | 75 | 0 | 0 | 1.74 | 10 | 150 | 101% | 80 | 120 | 0% | |
| Nitrobenzene | A | ug/L | 75.71723 | 75.71723 | | 75 | 0 | 0 | 2.31 | 10 | 150 | 101% | 80 | 120 | 0% | |
| o-Cresol | A | ug/L | 78.1861 | 78.1861 | | 75 | 0 | 0 | 1.83 | 10 | 150 | 104% | 80 | 120 | 0% | |
| p-Chloroaniline | A | ug/L | 75.43711 | 75.43711 | | 75 | 0 | 0 | 1.52 | 10 | 150 | 101% | 80 | 120 | 0% | |

| Seq No | Lab ID | Test Code | Sample Typ | File ID | Analysis Date | DF | Batch ID | Prep Date | SPKref | RPDref | pmoist | | | | | |
|------------------------|---------------|--------------|------------|-----------|--------------------|-------|----------|-----------|--------|--------|--------|------|-----|------|------|---|
| 14962004 | 28-Dec-21_CAL | SVOC-8270-W- | ICAL | SV5973N.I | sd12/28/2021 4:02: | 1 | R372682 | | 0 | 0 | | | | | | |
| Analyte | T | Units | RAW | Final | Text | Spike | SPKref | RPDref | MDL | PQL | UQL | %REC | LOW | HIGH | %RPD | Q |
| Pentachlorophenol | A | ug/L | 78.47716 | 78.47716 | | 75 | 0 | 0 | 4.24 | 10 | 150 | 105% | 80 | 120 | 0% | |
| Phenanthrene | A | ug/L | 76.27566 | 76.27566 | | 75 | 0 | 0 | 0.784 | 10 | 150 | 102% | 80 | 120 | 0% | |
| Phenol | A | ug/L | 82.37187 | 82.37187 | | 75 | 0 | 0 | 1.46 | 10 | 150 | 110% | 80 | 120 | 0% | |
| Pyrene | A | ug/L | 77.17478 | 77.17478 | | 75 | 0 | 0 | 0.921 | 10 | 150 | 103% | 80 | 120 | 0% | |
| Pyridine | A | ug/L | 75.30176 | 75.30176 | | 75 | 0 | 0 | 3.22 | 10 | 150 | 100% | 80 | 120 | 0% | |
| Triallate | A | ug/L | 78.36411 | 78.36411 | | 75 | 0 | 0 | 1.51 | 10 | 150 | 104% | 80 | 120 | 0% | |
| 1,4-Dichlorobenzene-d4 | I | ug/L | 40 | 40 | | 0 | 0 | 0 | 0 | 10 | 150 | 0% | | | | |
| Acenaphthene-d10 | I | ug/L | 40 | 40 | | 0 | 0 | 0 | 0 | 10 | 150 | 0% | | | | |
| Chrysene-d12 | I | ug/L | 40 | 40 | | 0 | 0 | 0 | 0 | 10 | 150 | 0% | | | | |
| Naphthalene-d8 | I | ug/L | 40 | 40 | | 0 | 0 | 0 | 0 | 10 | 150 | 0% | | | | |
| Perylene-d12 | I | ug/L | 40 | 40 | | 0 | 0 | 0 | 0 | 10 | 150 | 0% | | | | |
| Phenanthrene-d10 | I | ug/L | 40 | 40 | | 0 | 0 | 0 | 0 | 10 | 150 | 0% | | | | |
| 2,4,6-Tribromophenol | S | ug/L | 74.69073 | 74.69073 | | 75 | 0 | 0 | 2.88 | 10 | 0 | 100% | 80 | 120 | 0% | |
| 2-Fluorobiphenyl | S | ug/L | 73.45861 | 73.45861 | | 75 | 0 | 0 | 0.724 | 10 | 0 | 98% | 80 | 120 | 0% | |
| 2-Fluorophenol | S | ug/L | 75.12865 | 75.12865 | | 75 | 0 | 0 | 3.52 | 10 | 0 | 100% | 80 | 120 | 0% | |
| Nitrobenzene-d5 | S | ug/L | 77.55502 | 77.55502 | | 75 | 0 | 0 | 2.34 | 10 | 0 | 103% | 80 | 120 | 0% | |
| Phenol-d5 | S | ug/L | 79.41294 | 79.41294 | | 75 | 0 | 0 | 2.06 | 10 | 0 | 106% | 80 | 120 | 0% | |
| Terphenyl-d14 | S | ug/L | 73.37703 | 73.37703 | | 75 | 0 | 0 | 1.17 | 10 | 0 | 98% | 80 | 120 | 0% | |
| 4-Chloroaniline | X | ug/L | 75.43711 | 75.43711 | | 75 | 0 | 0 | 1.61 | 10 | 150 | 101% | 80 | 120 | 0% | |
| o-Terphenyl | X | ug/L | 76.65141 | 76.65141 | | 75 | 0 | 0 | 1.27 | 10 | 150 | 102% | 80 | 120 | 0% | |

| Seq No | Lab ID | Test Code | Sample Typ | File ID | Analysis Date | DF | Batch ID | Prep Date | SPKref | RPDref | pmoist | | | | | |
|------------------------------|---------------|--------------|------------|-----------|--------------------|-------|----------|-----------|--------|--------|--------|------|-----|------|------|---|
| 14962005 | 28-Dec-21_CAL | SVOC-8270-W- | ICAL | SV5973N.I | sd12/28/2021 4:34: | 1 | R372682 | | 0 | 0 | | | | | | |
| Analyte | T | Units | RAW | Final | Text | Spike | SPKref | RPDref | MDL | PQL | UQL | %REC | LOW | HIGH | %RPD | Q |
| 1,2,4-Trichlorobenzene | A | ug/L | 47.98236 | 47.98236 | | 50 | 0 | 0 | 1.9 | 10 | 150 | 96% | 80 | 120 | 0% | |
| 1,2-Dichlorobenzene | A | ug/L | 49.92464 | 49.92464 | | 50 | 0 | 0 | 1.97 | 10 | 150 | 100% | 80 | 120 | 0% | |
| 1,3-Dichlorobenzene | A | ug/L | 47.58356 | 47.58356 | | 50 | 0 | 0 | 2.13 | 10 | 150 | 95% | 80 | 120 | 0% | |
| 1,4-Dichlorobenzene | A | ug/L | 47.95976 | 47.95976 | | 50 | 0 | 0 | 2.02 | 10 | 150 | 96% | 80 | 120 | 0% | |
| 1-Methylnaphthalene | A | ug/L | 48.5443 | 48.5443 | | 50 | 0 | 0 | 2.39 | 10 | 150 | 97% | 80 | 120 | 0% | |
| 2,2'-Oxybis(1-Chloropropane) | A | ug/L | 48.95212 | 48.95212 | | 50 | 0 | 0 | 1.45 | 10 | 150 | 98% | 80 | 120 | 0% | |
| 2,4,5-Trichlorophenol | A | ug/L | 49.61857 | 49.61857 | | 50 | 0 | 0 | 2.23 | 10 | 150 | 99% | 80 | 120 | 0% | |
| 2,4,6-Trichlorophenol | A | ug/L | 51.32327 | 51.32327 | | 50 | 0 | 0 | 2.64 | 10 | 150 | 103% | 80 | 120 | 0% | |
| 2,4-Dichlorophenol | A | ug/L | 47.64176 | 47.64176 | | 50 | 0 | 0 | 1.69 | 10 | 150 | 95% | 80 | 120 | 0% | |
| 2,4-Dimethylphenol | A | ug/L | 45.5006 | 45.5006 | | 50 | 0 | 0 | 1.69 | 10 | 150 | 91% | 80 | 120 | 0% | |

| Seq No | Lab ID | Test Code | Sample Typ | File ID | Analysis Date | DF | Batch ID | Prep Date | SPKref | RPDref | pmoist | | | | | |
|-----------------------------|---------------|--------------|------------|-----------|--------------------|-------|----------|-----------|--------|--------|--------|------|-----|------|------|---|
| 14962005 | 28-Dec-21_CAL | SVOC-8270-W- | ICAL | SV5973N.I | sd12/28/2021 4:34: | 1 | R372682 | | 0 | 0 | | | | | | |
| Analyte | T | Units | RAW | Final | Text | Spike | SPKref | RPDref | MDL | PQL | UQL | %REC | LOW | HIGH | %RPD | Q |
| 2,4-Dinitrophenol | A | ug/L | 47.79832 | 47.79832 | | 50 | 0 | 0 | 4.26 | 10 | 150 | 96% | 80 | 120 | 0% | |
| 2,4-Dinitrotoluene | A | ug/L | 47.66373 | 47.66373 | | 50 | 0 | 0 | 3.04 | 10 | 150 | 95% | 80 | 120 | 0% | |
| 2,6-Dinitrotoluene | A | ug/L | 47.55386 | 47.55386 | | 50 | 0 | 0 | 3.2 | 10 | 150 | 95% | 80 | 120 | 0% | |
| 2-Chloronaphthalene | A | ug/L | 49.22221 | 49.22221 | | 50 | 0 | 0 | 2.14 | 10 | 150 | 98% | 80 | 120 | 0% | |
| 2-Chlorophenol | A | ug/L | 45.97061 | 45.97061 | | 50 | 0 | 0 | 2.48 | 10 | 150 | 92% | 80 | 120 | 0% | |
| 2-Methylnaphthalene | A | ug/L | 49.44547 | 49.44547 | | 50 | 0 | 0 | 1.92 | 10 | 150 | 99% | 80 | 120 | 0% | |
| 2-Nitroaniline | A | ug/L | 48.19154 | 48.19154 | | 50 | 0 | 0 | 2.4 | 10 | 150 | 96% | 80 | 120 | 0% | |
| 2-Nitrophenol | A | ug/L | 46.73594 | 46.73594 | | 50 | 0 | 0 | 2.36 | 10 | 150 | 93% | 80 | 120 | 0% | |
| 3,3'-Dichlorobenzidine | A | ug/L | 47.66286 | 47.66286 | | 50 | 0 | 0 | 2.11 | 10 | 150 | 95% | 80 | 120 | 0% | |
| 3-Nitroaniline | A | ug/L | 52.27176 | 52.27176 | | 50 | 0 | 0 | 2.77 | 10 | 150 | 105% | 80 | 120 | 0% | |
| 4,6-Dinitro-2-methylphenol | A | ug/L | 47.97534 | 47.97534 | | 50 | 0 | 0 | 2.33 | 10 | 150 | 96% | 80 | 120 | 0% | |
| 4-Bromophenyl phenyl ether | A | ug/L | 47.53386 | 47.53386 | | 50 | 0 | 0 | 1.74 | 10 | 150 | 95% | 80 | 120 | 0% | |
| 4-Chloro-2-methylphenol | A | ug/L | 51.09725 | 51.09725 | | 50 | 0 | 0 | 1.6 | 10 | 150 | 102% | 80 | 120 | 0% | |
| 4-Chloro-3-methylphenol | A | ug/L | 47.9546 | 47.9546 | | 50 | 0 | 0 | 1.46 | 10 | 150 | 96% | 80 | 120 | 0% | |
| 4-Chlorophenol | A | ug/L | 48.98981 | 48.98981 | | 50 | 0 | 0 | 2.64 | 10 | 150 | 98% | 80 | 120 | 0% | |
| 4-Chlorophenyl phenyl ether | A | ug/L | 49.90444 | 49.90444 | | 50 | 0 | 0 | 2.03 | 10 | 150 | 100% | 80 | 120 | 0% | |
| 4-Nitroaniline | A | ug/L | 45.6309 | 45.6309 | | 50 | 0 | 0 | 1.63 | 10 | 150 | 91% | 80 | 120 | 0% | |
| 4-Nitrophenol | A | ug/L | 45.07595 | 45.07595 | | 50 | 0 | 0 | 2.5 | 10 | 150 | 90% | 80 | 120 | 0% | |
| Acenaphthene | A | ug/L | 52.67993 | 52.67993 | | 50 | 0 | 0 | 1.89 | 10 | 150 | 105% | 80 | 120 | 0% | |
| Acenaphthylene | A | ug/L | 52.16097 | 52.16097 | | 50 | 0 | 0 | 1.57 | 10 | 150 | 104% | 80 | 120 | 0% | |
| Aniline | A | ug/L | 45.27207 | 45.27207 | | 50 | 0 | 0 | 3.74 | 10 | 150 | 91% | 80 | 120 | 0% | |
| Anthracene | A | ug/L | 46.73837 | 46.73837 | | 50 | 0 | 0 | 1.23 | 10 | 150 | 93% | 80 | 120 | 0% | |
| Azobenzene | A | ug/L | 44.32014 | 44.32014 | | 50 | 0 | 0 | 1.09 | 10 | 150 | 89% | 80 | 120 | 0% | |
| Benzidine | A | ug/L | 53.44295 | 53.44295 | | 50 | 0 | 0 | 6.72 | 10 | 150 | 107% | 80 | 120 | 0% | |
| Benzo(a)anthracene | A | ug/L | 48.74033 | 48.74033 | | 50 | 0 | 0 | 0.856 | 10 | 150 | 97% | 80 | 120 | 0% | |
| Benzo(a)pyrene | A | ug/L | 49.91595 | 49.91595 | | 50 | 0 | 0 | 1.24 | 10 | 150 | 100% | 80 | 120 | 0% | |
| Benzo(b)fluoranthene | A | ug/L | 48.48148 | 48.48148 | | 50 | 0 | 0 | 0.903 | 10 | 150 | 97% | 80 | 120 | 0% | |
| Benzo(g,h,i)perylene | A | ug/L | 50.5361 | 50.5361 | | 50 | 0 | 0 | 1.01 | 10 | 150 | 101% | 80 | 120 | 0% | |
| Benzo(k)fluoranthene | A | ug/L | 48.93075 | 48.93075 | | 50 | 0 | 0 | 0.97 | 10 | 150 | 98% | 80 | 120 | 0% | |
| Benzoic acid | A | ug/L | 46.08223 | 46.08223 | | 50 | 0 | 0 | 1.51 | 10 | 150 | 92% | 80 | 120 | 0% | |
| Benzyl alcohol | A | ug/L | 43.24327 | 43.24327 | | 50 | 0 | 0 | 3.13 | 10 | 150 | 86% | 80 | 120 | 0% | |
| bis(-2-chloroethoxy)Methane | A | ug/L | 45.75982 | 45.75982 | | 50 | 0 | 0 | 1.36 | 10 | 150 | 92% | 80 | 120 | 0% | |
| bis(-2-chloroethyl)Ether | A | ug/L | 45.30228 | 45.30228 | | 50 | 0 | 0 | 2.57 | 10 | 150 | 91% | 80 | 120 | 0% | |
| bis(2-chloroisopropyl)Ether | A | ug/L | 48.95212 | 48.95212 | | 50 | 0 | 0 | 1.49 | 10 | 150 | 98% | 80 | 120 | 0% | |
| bis(2-ethylhexyl)Phthalate | A | ug/L | 46.67307 | 46.67307 | | 50 | 0 | 0 | 1.91 | 10 | 150 | 93% | 80 | 120 | 0% | |

| Seq No | Lab ID | Test Code | Sample Typ | File ID | Analysis Date | DF | Batch ID | Prep Date | SPKref | RPDref | pmoist | | | | | |
|----------------------------|---------------|--------------|------------|-----------|-----------------------|-------|----------|-----------|--------|--------|--------|------|-----|------|------|---|
| 14962005 | 28-Dec-21_CAL | SVOC-8270-W- | ICAL | SV5973N.I | sd12/12/28/2021 4:34: | 1 | R372682 | | 0 | 0 | | | | | | |
| Analyte | T | Units | RAW | Final | Text | Spike | SPKref | RPDref | MDL | PQL | UQL | %REC | LOW | HIGH | %RPD | Q |
| Butylbenzylphthalate | A | ug/L | 46.20568 | 46.20568 | | 50 | 0 | 0 | 1.57 | 10 | 150 | 92% | 80 | 120 | 0% | |
| Carbazole | A | ug/L | 48.15232 | 48.15232 | | 50 | 0 | 0 | 0.842 | 10 | 150 | 96% | 80 | 120 | 0% | |
| Chrysene | A | ug/L | 47.4835 | 47.4835 | | 50 | 0 | 0 | 1.17 | 10 | 150 | 95% | 80 | 120 | 0% | |
| Di-n-butyl phthalate | A | ug/L | 42.30115 | 42.30115 | | 50 | 0 | 0 | 0.932 | 10 | 150 | 85% | 80 | 120 | 0% | |
| Di-n-octyl phthalate | A | ug/L | 47.94976 | 47.94976 | | 50 | 0 | 0 | 1.34 | 10 | 150 | 96% | 80 | 120 | 0% | |
| Dibenzo(a,h)anthracene | A | ug/L | 49.4836 | 49.4836 | | 50 | 0 | 0 | 1.17 | 10 | 150 | 99% | 80 | 120 | 0% | |
| Dibenzofuran | A | ug/L | 52.17366 | 52.17366 | | 50 | 0 | 0 | 1.74 | 10 | 150 | 104% | 80 | 120 | 0% | |
| Diethyl phthalate | A | ug/L | 45.17768 | 45.17768 | | 50 | 0 | 0 | 2.18 | 10 | 150 | 90% | 80 | 120 | 0% | |
| Dimethyl phthalate | A | ug/L | 48.59037 | 48.59037 | | 50 | 0 | 0 | 1.72 | 10 | 150 | 97% | 80 | 120 | 0% | |
| Fluoranthene | A | ug/L | 46.95318 | 46.95318 | | 50 | 0 | 0 | 0.883 | 10 | 150 | 94% | 80 | 120 | 0% | |
| Fluorene | A | ug/L | 53.92541 | 53.92541 | | 50 | 0 | 0 | 1.82 | 10 | 150 | 108% | 80 | 120 | 0% | |
| Hexachlorobenzene | A | ug/L | 48.86191 | 48.86191 | | 50 | 0 | 0 | 1.33 | 10 | 150 | 98% | 80 | 120 | 0% | |
| Hexachlorobutadiene | A | ug/L | 46.74327 | 46.74327 | | 50 | 0 | 0 | 2.32 | 10 | 150 | 93% | 80 | 120 | 0% | |
| Hexachlorocyclopentadiene | A | ug/L | 49.0379 | 49.0379 | | 50 | 0 | 0 | 2.97 | 10 | 150 | 98% | 80 | 120 | 0% | |
| Hexachloroethane | A | ug/L | 48.2244 | 48.2244 | | 50 | 0 | 0 | 1.79 | 10 | 150 | 96% | 80 | 120 | 0% | |
| Indeno(1,2,3-cd)pyrene | A | ug/L | 49.71345 | 49.71345 | | 50 | 0 | 0 | 1.25 | 10 | 150 | 99% | 80 | 120 | 0% | |
| Isophorone | A | ug/L | 48.09953 | 48.09953 | | 50 | 0 | 0 | 1.67 | 10 | 150 | 96% | 80 | 120 | 0% | |
| m+p-Cresols | A | ug/L | 48.51702 | 48.51702 | | 50 | 0 | 0 | 1.78 | 10 | 150 | 97% | 80 | 120 | 0% | |
| n-Nitroso-di-n-propylamine | A | ug/L | 43.29104 | 43.29104 | | 50 | 0 | 0 | 1.54 | 10 | 150 | 87% | 80 | 120 | 0% | |
| n-Nitrosodimethylamine | A | ug/L | 45.93001 | 45.93001 | | 50 | 0 | 0 | 1.53 | 10 | 150 | 92% | 80 | 120 | 0% | |
| n-Nitrosodiphenylamine | A | ug/L | 47.85393 | 47.85393 | | 50 | 0 | 0 | 1.16 | 10 | 150 | 96% | 80 | 120 | 0% | |
| Naphthalene | A | ug/L | 47.87716 | 47.87716 | | 50 | 0 | 0 | 1.74 | 10 | 150 | 96% | 80 | 120 | 0% | |
| Nitrobenzene | A | ug/L | 42.2817 | 42.2817 | | 50 | 0 | 0 | 2.31 | 10 | 150 | 85% | 80 | 120 | 0% | |
| o-Cresol | A | ug/L | 48.04349 | 48.04349 | | 50 | 0 | 0 | 1.83 | 10 | 150 | 96% | 80 | 120 | 0% | |
| p-Chloroaniline | A | ug/L | 49.06584 | 49.06584 | | 50 | 0 | 0 | 1.52 | 10 | 150 | 98% | 80 | 120 | 0% | |
| Pentachlorophenol | A | ug/L | 45.32586 | 45.32586 | | 50 | 0 | 0 | 4.24 | 10 | 150 | 91% | 80 | 120 | 0% | |
| Phenanthrene | A | ug/L | 49.6982 | 49.6982 | | 50 | 0 | 0 | 0.784 | 10 | 150 | 99% | 80 | 120 | 0% | |
| Phenol | A | ug/L | 47.41135 | 47.41135 | | 50 | 0 | 0 | 1.46 | 10 | 150 | 95% | 80 | 120 | 0% | |
| Pyrene | A | ug/L | 48.41877 | 48.41877 | | 50 | 0 | 0 | 0.921 | 10 | 150 | 97% | 80 | 120 | 0% | |
| Pyridine | A | ug/L | 47.61223 | 47.61223 | | 50 | 0 | 0 | 3.22 | 10 | 150 | 95% | 80 | 120 | 0% | |
| Triallate | A | ug/L | 47.9071 | 47.9071 | | 50 | 0 | 0 | 1.51 | 10 | 150 | 96% | 80 | 120 | 0% | |
| 1,4-Dichlorobenzene-d4 | I | ug/L | 40 | 40 | | 0 | 0 | 0 | 0 | 10 | 150 | 0% | | | 0% | |
| Acenaphthene-d10 | I | ug/L | 40 | 40 | | 0 | 0 | 0 | 0 | 10 | 150 | 0% | | | 0% | |
| Chrysene-d12 | I | ug/L | 40 | 40 | | 0 | 0 | 0 | 0 | 10 | 150 | 0% | | | 0% | |
| Naphthalene-d8 | I | ug/L | 40 | 40 | | 0 | 0 | 0 | 0 | 10 | 150 | 0% | | | 0% | |

| Seq No | Lab ID | Test Code | Sample Typ | File ID | Analysis Date | DF | Batch ID | Prep Date | SPKref | RPDref | pmoist | | | | | |
|----------------------|---------------|--------------|------------|-----------|--------------------|-------|----------|-----------|--------|--------|--------|------|-----|------|------|---|
| 14962005 | 28-Dec-21_CAL | SVOC-8270-W- | ICAL | SV5973N.I | sd12/28/2021 4:34: | 1 | R372682 | | 0 | 0 | | | | | | |
| Analyte | T | Units | RAW | Final | Text | Spike | SPKref | RPDref | MDL | PQL | UQL | %REC | LOW | HIGH | %RPD | Q |
| Perylene-d12 | I | ug/L | 40 | 40 | | 0 | 0 | 0 | 0 | 10 | 150 | 0% | | | 0% | |
| Phenanthrene-d10 | I | ug/L | 40 | 40 | | 0 | 0 | 0 | 0 | 10 | 150 | 0% | | | 0% | |
| 2,4,6-Tribromophenol | S | ug/L | 46.53915 | 46.53915 | | 50 | 0 | 0 | 2.88 | 10 | 0 | 93% | 80 | 120 | 0% | |
| 2-Fluorobiphenyl | S | ug/L | 48.72581 | 48.72581 | | 50 | 0 | 0 | 0.724 | 10 | 0 | 97% | 80 | 120 | 0% | |
| 2-Fluorophenol | S | ug/L | 50.68361 | 50.68361 | | 50 | 0 | 0 | 3.52 | 10 | 0 | 101% | 80 | 120 | 0% | |
| Nitrobenzene-d5 | S | ug/L | 45.77815 | 45.77815 | | 50 | 0 | 0 | 2.34 | 10 | 0 | 92% | 80 | 120 | 0% | |
| Phenol-d5 | S | ug/L | 46.37261 | 46.37261 | | 50 | 0 | 0 | 2.06 | 10 | 0 | 93% | 80 | 120 | 0% | |
| Terphenyl-d14 | S | ug/L | 47.8538 | 47.8538 | | 50 | 0 | 0 | 1.17 | 10 | 0 | 96% | 80 | 120 | 0% | |
| 4-Chloroaniline | X | ug/L | 49.06584 | 49.06584 | | 50 | 0 | 0 | 1.61 | 10 | 150 | 98% | 80 | 120 | 0% | |
| o-Terphenyl | X | ug/L | 48.85989 | 48.85989 | | 50 | 0 | 0 | 1.27 | 10 | 150 | 98% | 80 | 120 | 0% | |

| Seq No | Lab ID | Test Code | Sample Typ | File ID | Analysis Date | DF | Batch ID | Prep Date | SPKref | RPDref | pmoist | | | | | |
|------------------------------|---------------|--------------|------------|-----------|--------------------|-------|----------|-----------|--------|--------|--------|------|-----|------|------|---|
| 14962006 | 28-Dec-21_CAL | SVOC-8270-W- | ICAL | SV5973N.I | sd12/28/2021 5:07: | 1 | R372682 | | 0 | 0 | | | | | | |
| Analyte | T | Units | RAW | Final | Text | Spike | SPKref | RPDref | MDL | PQL | UQL | %REC | LOW | HIGH | %RPD | Q |
| 1,2,4-Trichlorobenzene | A | ug/L | 9.5079 | 9.5079 | | 10 | 0 | 0 | 1.9 | 10 | 150 | 95% | 80 | 120 | 0% | |
| 1,2-Dichlorobenzene | A | ug/L | 10.20786 | 10.20786 | | 10 | 0 | 0 | 1.97 | 10 | 150 | 102% | 80 | 120 | 0% | |
| 1,3-Dichlorobenzene | A | ug/L | 10.08193 | 10.08193 | | 10 | 0 | 0 | 2.13 | 10 | 150 | 101% | 80 | 120 | 0% | |
| 1,4-Dichlorobenzene | A | ug/L | 10.04644 | 10.04644 | | 10 | 0 | 0 | 2.02 | 10 | 150 | 100% | 80 | 120 | 0% | |
| 1-Methylnaphthalene | A | ug/L | 9.57546 | 9.57546 | | 10 | 0 | 0 | 2.39 | 10 | 150 | 96% | 80 | 120 | 0% | |
| 2,2'-Oxybis(1-Chloropropane) | A | ug/L | 10.98647 | 10.98647 | | 10 | 0 | 0 | 1.45 | 10 | 150 | 110% | 80 | 120 | 0% | |
| 2,4,5-Trichlorophenol | A | ug/L | 10.16068 | 10.16068 | | 10 | 0 | 0 | 2.23 | 10 | 150 | 102% | 80 | 120 | 0% | |
| 2,4,6-Trichlorophenol | A | ug/L | 9.57176 | 9.57176 | | 10 | 0 | 0 | 2.64 | 10 | 150 | 96% | 80 | 120 | 0% | |
| 2,4-Dichlorophenol | A | ug/L | 9.29552 | 9.29552 | | 10 | 0 | 0 | 1.69 | 10 | 150 | 93% | 80 | 120 | 0% | |
| 2,4-Dimethylphenol | A | ug/L | 9.21213 | 9.21213 | | 10 | 0 | 0 | 1.69 | 10 | 150 | 92% | 80 | 120 | 0% | |
| 2,4-Dinitrophenol | A | ug/L | 10.21746 | 10.21746 | | 10 | 0 | 0 | 4.26 | 10 | 150 | 102% | 80 | 120 | 0% | |
| 2,4-Dinitrotoluene | A | ug/L | 9.45596 | 9.45596 | | 10 | 0 | 0 | 3.04 | 10 | 150 | 95% | 80 | 120 | 0% | |
| 2,6-Dinitrotoluene | A | ug/L | 9.50701 | 9.50701 | | 10 | 0 | 0 | 3.2 | 10 | 150 | 95% | 80 | 120 | 0% | |
| 2-Chloronaphthalene | A | ug/L | 10.08282 | 10.08282 | | 10 | 0 | 0 | 2.14 | 10 | 150 | 101% | 80 | 120 | 0% | |
| 2-Chlorophenol | A | ug/L | 9.67769 | 9.67769 | | 10 | 0 | 0 | 2.48 | 10 | 150 | 97% | 80 | 120 | 0% | |
| 2-Methylnaphthalene | A | ug/L | 9.48402 | 9.48402 | | 10 | 0 | 0 | 1.92 | 10 | 150 | 95% | 80 | 120 | 0% | |
| 2-Nitroaniline | A | ug/L | 9.80649 | 9.80649 | | 10 | 0 | 0 | 2.4 | 10 | 150 | 98% | 80 | 120 | 0% | |
| 2-Nitrophenol | A | ug/L | 9.53166 | 9.53166 | | 10 | 0 | 0 | 2.36 | 10 | 150 | 95% | 80 | 120 | 0% | |
| 3,3'-Dichlorobenzidine | A | ug/L | 8.88358 | 8.88358 | | 10 | 0 | 0 | 2.11 | 10 | 150 | 89% | 80 | 120 | 0% | |
| 3-Nitroaniline | A | ug/L | 9.09984 | 9.09984 | | 10 | 0 | 0 | 2.77 | 10 | 150 | 91% | 80 | 120 | 0% | |

| Seq No | Lab ID | Test Code | Sample Typ | File ID | Analysis Date | DF | Batch ID | Prep Date | SPKref | RPDref | pmoist | | | | | |
|-----------------------------|---------------|--------------|------------|----------------|------------------|-------|----------|-----------|--------|--------|--------|------|-----|------|------|---|
| 14962006 | 28-Dec-21_CAL | SVOC-8270-W- | ICAL | SV5973N.I\sd12 | 12/28/2021 5:07: | 1 | R372682 | | 0 | 0 | | | | | | |
| Analyte | T | Units | RAW | Final | Text | Spike | SPKref | RPDref | MDL | PQL | UQL | %REC | LOW | HIGH | %RPD | Q |
| 4,6-Dinitro-2-methylphenol | A | ug/L | 8.94902 | 8.94902 | | 10 | 0 | 0 | 2.33 | 10 | 150 | 89% | 80 | 120 | 0% | |
| 4-Bromophenyl phenyl ether | A | ug/L | 9.91336 | 9.91336 | | 10 | 0 | 0 | 1.74 | 10 | 150 | 99% | 80 | 120 | 0% | |
| 4-Chloro-2-methylphenol | A | ug/L | 9.43419 | 9.43419 | | 10 | 0 | 0 | 1.6 | 10 | 150 | 94% | 80 | 120 | 0% | |
| 4-Chloro-3-methylphenol | A | ug/L | 8.89864 | 8.89864 | | 10 | 0 | 0 | 1.46 | 10 | 150 | 89% | 80 | 120 | 0% | |
| 4-Chlorophenol | A | ug/L | 8.02844 | 8.02844 | | 10 | 0 | 0 | 2.64 | 10 | 150 | 80% | 80 | 120 | 0% | |
| 4-Chlorophenyl phenyl ether | A | ug/L | 10.75278 | 10.75278 | | 10 | 0 | 0 | 2.03 | 10 | 150 | 108% | 80 | 120 | 0% | |
| 4-Nitroaniline | A | ug/L | 8.30344 | 8.30344 | | 10 | 0 | 0 | 1.63 | 10 | 150 | 83% | 80 | 120 | 0% | |
| 4-Nitrophenol | A | ug/L | 10.04673 | 10.04673 | | 10 | 0 | 0 | 2.5 | 10 | 150 | 100% | 80 | 120 | 0% | |
| Acenaphthene | A | ug/L | 10.18392 | 10.18392 | | 10 | 0 | 0 | 1.89 | 10 | 150 | 102% | 80 | 120 | 0% | |
| Acenaphthylene | A | ug/L | 10.72329 | 10.72329 | | 10 | 0 | 0 | 1.57 | 10 | 150 | 107% | 80 | 120 | 0% | |
| Aniline | A | ug/L | 9.59008 | 9.59008 | | 10 | 0 | 0 | 3.74 | 10 | 150 | 96% | 80 | 120 | 0% | |
| Anthracene | A | ug/L | 9.00837 | 9.00837 | | 10 | 0 | 0 | 1.23 | 10 | 150 | 90% | 80 | 120 | 0% | |
| Azobenzene | A | ug/L | 8.64891 | 8.64891 | | 10 | 0 | 0 | 1.09 | 10 | 150 | 86% | 80 | 120 | 0% | |
| Benzidine | A | ug/L | 9.09151 | 9.09151 | | 10 | 0 | 0 | 6.72 | 10 | 150 | 91% | 80 | 120 | 0% | |
| Benzo(a)anthracene | A | ug/L | 9.42885 | 9.42885 | | 10 | 0 | 0 | 0.856 | 10 | 150 | 94% | 80 | 120 | 0% | |
| Benzo(a)pyrene | A | ug/L | 9.52109 | 9.52109 | | 10 | 0 | 0 | 1.24 | 10 | 150 | 95% | 80 | 120 | 0% | |
| Benzo(b)fluoranthene | A | ug/L | 9.62509 | 9.62509 | | 10 | 0 | 0 | 0.903 | 10 | 150 | 96% | 80 | 120 | 0% | |
| Benzo(g,h,i)perylene | A | ug/L | 9.32974 | 9.32974 | | 10 | 0 | 0 | 1.01 | 10 | 150 | 93% | 80 | 120 | 0% | |
| Benzo(k)fluoranthene | A | ug/L | 9.67736 | 9.67736 | | 10 | 0 | 0 | 0.97 | 10 | 150 | 97% | 80 | 120 | 0% | |
| Benzoic acid | A | ug/L | 8.00959 | 8.00959 | | 10 | 0 | 0 | 1.51 | 10 | 150 | 80% | 80 | 120 | 0% | |
| Benzyl alcohol | A | ug/L | 9.1906 | 9.1906 | | 10 | 0 | 0 | 3.13 | 10 | 150 | 92% | 80 | 120 | 0% | |
| bis(-2-chloroethoxy)Methane | A | ug/L | 9.64209 | 9.64209 | | 10 | 0 | 0 | 1.36 | 10 | 150 | 96% | 80 | 120 | 0% | |
| bis(-2-chloroethyl)Ether | A | ug/L | 9.88314 | 9.88314 | | 10 | 0 | 0 | 2.57 | 10 | 150 | 99% | 80 | 120 | 0% | |
| bis(2-chloroisopropyl)Ether | A | ug/L | 10.98647 | 10.98647 | | 10 | 0 | 0 | 1.49 | 10 | 150 | 110% | 80 | 120 | 0% | |
| bis(2-ethylhexyl)Phthalate | A | ug/L | 9.27674 | 9.27674 | | 10 | 0 | 0 | 1.91 | 10 | 150 | 93% | 80 | 120 | 0% | |
| Butylbenzylphthalate | A | ug/L | 8.71387 | 8.71387 | | 10 | 0 | 0 | 1.57 | 10 | 150 | 87% | 80 | 120 | 0% | |
| Carbazole | A | ug/L | 9.21415 | 9.21415 | | 10 | 0 | 0 | 0.842 | 10 | 150 | 92% | 80 | 120 | 0% | |
| Chrysene | A | ug/L | 9.4675 | 9.4675 | | 10 | 0 | 0 | 1.17 | 10 | 150 | 95% | 80 | 120 | 0% | |
| Di-n-butyl phthalate | A | ug/L | 8.55409 | 8.55409 | | 10 | 0 | 0 | 0.932 | 10 | 150 | 86% | 80 | 120 | 0% | |
| Di-n-octyl phthalate | A | ug/L | 8.88542 | 8.88542 | | 10 | 0 | 0 | 1.34 | 10 | 150 | 89% | 80 | 120 | 0% | |
| Dibenzo(a,h)anthracene | A | ug/L | 8.98863 | 8.98863 | | 10 | 0 | 0 | 1.17 | 10 | 150 | 90% | 80 | 120 | 0% | |
| Dibenzofuran | A | ug/L | 10.32725 | 10.32725 | | 10 | 0 | 0 | 1.74 | 10 | 150 | 103% | 80 | 120 | 0% | |
| Diethyl phthalate | A | ug/L | 9.43798 | 9.43798 | | 10 | 0 | 0 | 2.18 | 10 | 150 | 94% | 80 | 120 | 0% | |
| Dimethyl phthalate | A | ug/L | 9.61059 | 9.61059 | | 10 | 0 | 0 | 1.72 | 10 | 150 | 96% | 80 | 120 | 0% | |
| Fluoranthene | A | ug/L | 9.87426 | 9.87426 | | 10 | 0 | 0 | 0.883 | 10 | 150 | 99% | 80 | 120 | 0% | |

| Seq No | Lab ID | Test Code | Sample Typ | File ID | Analysis Date | DF | Batch ID | Prep Date | SPKref | RPDref | pmoist | | | | | |
|----------------------------|---------------|--------------|------------|-----------|--------------------|-------|----------|-----------|--------|--------|--------|------|-----|------|------|----|
| 14962006 | 28-Dec-21_CAL | SVOC-8270-W- | ICAL | SV5973N.I | sd12/28/2021 5:07: | 1 | R372682 | | 0 | 0 | | | | | | |
| Analyte | T | Units | RAW | Final | Text | Spike | SPKref | RPDref | MDL | PQL | UQL | %REC | LOW | HIGH | %RPD | Q |
| Fluorene | A | ug/L | 10.38647 | 10.38647 | | 10 | 0 | 0 | 1.82 | 10 | 150 | 104% | 80 | 120 | 0% | |
| Hexachlorobenzene | A | ug/L | 10.23712 | 10.23712 | | 10 | 0 | 0 | 1.33 | 10 | 150 | 102% | 80 | 120 | 0% | |
| Hexachlorobutadiene | A | ug/L | 9.31664 | 9.31664 | | 10 | 0 | 0 | 2.32 | 10 | 150 | 93% | 80 | 120 | 0% | |
| Hexachlorocyclopentadiene | A | ug/L | 9.58834 | 9.58834 | | 10 | 0 | 0 | 2.97 | 10 | 150 | 96% | 80 | 120 | 0% | |
| Hexachloroethane | A | ug/L | 9.24853 | 9.24853 | | 10 | 0 | 0 | 1.79 | 10 | 150 | 92% | 80 | 120 | 0% | |
| Indeno(1,2,3-cd)pyrene | A | ug/L | 9.81385 | 9.81385 | | 10 | 0 | 0 | 1.25 | 10 | 150 | 98% | 80 | 120 | 0% | |
| Isophorone | A | ug/L | 9.39323 | 9.39323 | | 10 | 0 | 0 | 1.67 | 10 | 150 | 94% | 80 | 120 | 0% | |
| m+p-Cresols | A | ug/L | 10.24029 | 10.24029 | | 10 | 0 | 0 | 1.78 | 10 | 150 | 102% | 80 | 120 | 0% | |
| n-Nitroso-di-n-propylamine | A | ug/L | 9.59726 | 9.59726 | | 10 | 0 | 0 | 1.54 | 10 | 150 | 96% | 80 | 120 | 0% | |
| n-Nitrosodimethylamine | A | ug/L | 8.41026 | 8.41026 | | 10 | 0 | 0 | 1.53 | 10 | 150 | 84% | 80 | 120 | 0% | |
| n-Nitrosodiphenylamine | A | ug/L | 10.23349 | 10.23349 | | 10 | 0 | 0 | 1.16 | 10 | 150 | 102% | 80 | 120 | 0% | |
| Naphthalene | A | ug/L | 9.77575 | 9.77575 | | 10 | 0 | 0 | 1.74 | 10 | 150 | 98% | 80 | 120 | 0% | |
| Nitrobenzene | A | ug/L | 10.08385 | 10.08385 | | 10 | 0 | 0 | 2.31 | 10 | 150 | 101% | 80 | 120 | 0% | |
| o-Cresol | A | ug/L | 9.73639 | 9.73639 | | 10 | 0 | 0 | 1.83 | 10 | 150 | 97% | 80 | 120 | 0% | |
| p-Chloroaniline | A | ug/L | 9.5909 | 9.5909 | | 10 | 0 | 0 | 1.52 | 10 | 150 | 96% | 80 | 120 | 0% | |
| Pentachlorophenol | A | ug/L | 8.89341 | 8.89341 | | 10 | 0 | 0 | 4.24 | 10 | 150 | 89% | 80 | 120 | 0% | |
| Phenanthrene | A | ug/L | 10.11872 | 10.11872 | | 10 | 0 | 0 | 0.784 | 10 | 150 | 101% | 80 | 120 | 0% | |
| Phenol | A | ug/L | 9.4014 | 9.4014 | | 10 | 0 | 0 | 1.46 | 10 | 150 | 94% | 80 | 120 | 0% | |
| Pyrene | A | ug/L | 9.82613 | 9.82613 | | 10 | 0 | 0 | 0.921 | 10 | 150 | 98% | 80 | 120 | 0% | |
| Pyridine | A | ug/L | 8.42205 | 8.42205 | | 10 | 0 | 0 | 3.22 | 10 | 150 | 84% | 80 | 120 | 0% | |
| Triallate | A | ug/L | 8.55641 | 8.55641 | | 10 | 0 | 0 | 1.51 | 10 | 150 | 86% | 80 | 120 | 0% | |
| 1,4-Dichlorobenzene-d4 | I | ug/L | 40 | 40 | | 0 | 0 | 0 | 0 | 10 | 150 | 0% | | | | 0% |
| Acenaphthene-d10 | I | ug/L | 40 | 40 | | 0 | 0 | 0 | 0 | 10 | 150 | 0% | | | | 0% |
| Chrysene-d12 | I | ug/L | 40 | 40 | | 0 | 0 | 0 | 0 | 10 | 150 | 0% | | | | 0% |
| Naphthalene-d8 | I | ug/L | 40 | 40 | | 0 | 0 | 0 | 0 | 10 | 150 | 0% | | | | 0% |
| Perylene-d12 | I | ug/L | 40 | 40 | | 0 | 0 | 0 | 0 | 10 | 150 | 0% | | | | 0% |
| Phenanthrene-d10 | I | ug/L | 40 | 40 | | 0 | 0 | 0 | 0 | 10 | 150 | 0% | | | | 0% |
| 2,4,6-Tribromophenol | S | ug/L | 9.84965 | 9.84965 | | 10 | 0 | 0 | 2.88 | 10 | 0 | 98% | 80 | 120 | 0% | |
| 2-Fluorobiphenyl | S | ug/L | 10.05262 | 10.05262 | | 10 | 0 | 0 | 0.724 | 10 | 0 | 101% | 80 | 120 | 0% | |
| 2-Fluorophenol | S | ug/L | 9.36013 | 9.36013 | | 10 | 0 | 0 | 3.52 | 10 | 0 | 94% | 80 | 120 | 0% | |
| Nitrobenzene-d5 | S | ug/L | 9.9655 | 9.9655 | | 10 | 0 | 0 | 2.34 | 10 | 0 | 100% | 80 | 120 | 0% | |
| Phenol-d5 | S | ug/L | 9.38046 | 9.38046 | | 10 | 0 | 0 | 2.06 | 10 | 0 | 94% | 80 | 120 | 0% | |
| Terphenyl-d14 | S | ug/L | 9.36571 | 9.36571 | | 10 | 0 | 0 | 1.17 | 10 | 0 | 94% | 80 | 120 | 0% | |
| 4-Chloroaniline | X | ug/L | 9.5909 | 9.5909 | | 10 | 0 | 0 | 1.61 | 10 | 150 | 96% | 80 | 120 | 0% | |
| o-Terphenyl | X | ug/L | 10.30485 | 10.30485 | | 10 | 0 | 0 | 1.27 | 10 | 150 | 103% | 80 | 120 | 0% | |

| Seq No | Lab ID | Test Code | Sample Typ | File ID | Analysis Date | DF | Batch ID | Prep Date | SPKref | RPDref | pmoist | | | | | |
|------------------------------|---------------|--------------|------------|-----------|--------------------|-------|----------|-----------|--------|--------|--------|------|-----|------|------|---|
| 14962007 | 28-Dec-21_CAL | SVOC-8270-W- | ICAL | SV5973N.I | sd12/28/2021 5:39: | 1 | R372682 | | 0 | 0 | | | | | | |
| Analyte | T | Units | RAW | Final | Text | Spike | SPKref | RPDref | MDL | PQL | UQL | %REC | LOW | HIGH | %RPD | Q |
| 1,2,4-Trichlorobenzene | A | ug/L | 4.54105 | 4.54105 | | 4 | 0 | 0 | 1.9 | 10 | 150 | 114% | 50 | 150 | 0% | |
| 1,2-Dichlorobenzene | A | ug/L | 4.39214 | 4.39214 | | 4 | 0 | 0 | 1.97 | 10 | 150 | 110% | 50 | 150 | 0% | |
| 1,3-Dichlorobenzene | A | ug/L | 4.40702 | 4.40702 | | 4 | 0 | 0 | 2.13 | 10 | 150 | 110% | 50 | 150 | 0% | |
| 1,4-Dichlorobenzene | A | ug/L | 4.37632 | 4.37632 | | 4 | 0 | 0 | 2.02 | 10 | 150 | 109% | 50 | 150 | 0% | |
| 1-Methylnaphthalene | A | ug/L | 4.19771 | 4.19771 | | 4 | 0 | 0 | 2.39 | 10 | 150 | 105% | 50 | 150 | 0% | |
| 2,2'-Oxybis(1-Chloropropane) | A | ug/L | 3.63079 | 3.63079 | | 4 | 0 | 0 | 1.45 | 10 | 150 | 91% | 50 | 150 | 0% | |
| 2,4,5-Trichlorophenol | A | ug/L | 4.0235 | 4.0235 | | 4 | 0 | 0 | 2.23 | 10 | 150 | 101% | 50 | 150 | 0% | |
| 2,4,6-Trichlorophenol | A | ug/L | 4.12277 | 4.12277 | | 4 | 0 | 0 | 2.64 | 10 | 150 | 103% | 50 | 150 | 0% | |
| 2,4-Dichlorophenol | A | ug/L | 4.30376 | 4.30376 | | 4 | 0 | 0 | 1.69 | 10 | 150 | 108% | 50 | 150 | 0% | |
| 2,4-Dimethylphenol | A | ug/L | 4.43435 | 4.43435 | | 4 | 0 | 0 | 1.69 | 10 | 150 | 111% | 50 | 150 | 0% | |
| 2,4-Dinitrotoluene | A | ug/L | 4.27844 | 4.27844 | | 4 | 0 | 0 | 3.04 | 10 | 150 | 107% | 50 | 150 | 0% | |
| 2,6-Dinitrotoluene | A | ug/L | 4.24945 | 4.24945 | | 4 | 0 | 0 | 3.2 | 10 | 150 | 106% | 50 | 150 | 0% | |
| 2-Chloronaphthalene | A | ug/L | 4.02172 | 4.02172 | | 4 | 0 | 0 | 2.14 | 10 | 150 | 101% | 50 | 150 | 0% | |
| 2-Chlorophenol | A | ug/L | 4.19877 | 4.19877 | | 4 | 0 | 0 | 2.48 | 10 | 150 | 105% | 50 | 150 | 0% | |
| 2-Methylnaphthalene | A | ug/L | 4.21518 | 4.21518 | | 4 | 0 | 0 | 1.92 | 10 | 150 | 105% | 50 | 150 | 0% | |
| 2-Nitroaniline | A | ug/L | 4.14988 | 4.14988 | | 4 | 0 | 0 | 2.4 | 10 | 150 | 104% | 50 | 150 | 0% | |
| 2-Nitrophenol | A | ug/L | 4.25231 | 4.25231 | | 4 | 0 | 0 | 2.36 | 10 | 150 | 106% | 50 | 150 | 0% | |
| 3,3'-Dichlorobenzidine | A | ug/L | 4.47954 | 4.47954 | | 4 | 0 | 0 | 2.11 | 10 | 150 | 112% | 50 | 150 | 0% | |
| 3-Nitroaniline | A | ug/L | 4.32643 | 4.32643 | | 4 | 0 | 0 | 2.77 | 10 | 150 | 108% | 50 | 150 | 0% | |
| 4,6-Dinitro-2-methylphenol | A | ug/L | 4.4741 | 4.4741 | | 4 | 0 | 0 | 2.33 | 10 | 150 | 112% | 50 | 150 | 0% | |
| 4-Bromophenyl phenyl ether | A | ug/L | 4.10377 | 4.10377 | | 4 | 0 | 0 | 1.74 | 10 | 150 | 103% | 50 | 150 | 0% | |
| 4-Chloro-2-methylphenol | A | ug/L | 4.10389 | 4.10389 | | 4 | 0 | 0 | 1.6 | 10 | 150 | 103% | 50 | 150 | 0% | |
| 4-Chloro-3-methylphenol | A | ug/L | 4.3889 | 4.3889 | | 4 | 0 | 0 | 1.46 | 10 | 150 | 110% | 50 | 150 | 0% | |
| 4-Chlorophenol | A | ug/L | 4.7449 | 4.7449 | | 4 | 0 | 0 | 2.64 | 10 | 150 | 119% | 50 | 150 | 0% | |
| 4-Chlorophenyl phenyl ether | A | ug/L | 3.73652 | 3.73652 | | 4 | 0 | 0 | 2.03 | 10 | 150 | 93% | 50 | 150 | 0% | |
| 4-Nitroaniline | A | ug/L | 4.71634 | 4.71634 | | 4 | 0 | 0 | 1.63 | 10 | 150 | 118% | 50 | 150 | 0% | |
| 4-Nitrophenol | A | ug/L | 4.74162 | 4.74162 | | 4 | 0 | 0 | 2.5 | 10 | 150 | 119% | 50 | 150 | 0% | |
| Acenaphthene | A | ug/L | 3.85851 | 3.85851 | | 4 | 0 | 0 | 1.89 | 10 | 150 | 96% | 50 | 150 | 0% | |
| Acenaphthylene | A | ug/L | 3.70247 | 3.70247 | | 4 | 0 | 0 | 1.57 | 10 | 150 | 93% | 50 | 150 | 0% | |
| Aniline | A | ug/L | 4.2431 | 4.2431 | | 4 | 0 | 0 | 3.74 | 10 | 150 | 106% | 50 | 150 | 0% | |
| Anthracene | A | ug/L | 4.42539 | 4.42539 | | 4 | 0 | 0 | 1.23 | 10 | 150 | 111% | 50 | 150 | 0% | |
| Azobenzene | A | ug/L | 4.60646 | 4.60646 | | 4 | 0 | 0 | 1.09 | 10 | 150 | 115% | 50 | 150 | 0% | |
| Benzidine | A | ug/L | 4.30487 | 4.30487 | | 4 | 0 | 0 | 6.72 | 10 | 150 | 108% | 50 | 150 | 0% | |
| Benzo(a)anthracene | A | ug/L | 4.16991 | 4.16991 | | 4 | 0 | 0 | 0.856 | 10 | 150 | 104% | 50 | 150 | 0% | |
| Benzo(a)pyrene | A | ug/L | 4.15521 | 4.15521 | | 4 | 0 | 0 | 1.24 | 10 | 150 | 104% | 50 | 150 | 0% | |

| Seq No | Lab ID | Test Code | Sample Typ | File ID | Analysis Date | DF | Batch ID | Prep Date | SPKref | RPDref | pmoist | | | | | |
|-----------------------------|---------------|--------------|------------|-----------|-----------------------|-------|----------|-----------|--------|--------|--------|------|-----|------|------|---|
| 14962007 | 28-Dec-21_CAL | SVOC-8270-W- | ICAL | SV5973N.I | sd12/12/28/2021 5:39: | 1 | R372682 | | 0 | 0 | | | | | | |
| Analyte | T | Units | RAW | Final | Text | Spike | SPKref | RPDref | MDL | PQL | UQL | %REC | LOW | HIGH | %RPD | Q |
| Benzo(b)fluoranthene | A | ug/L | 4.15745 | 4.15745 | | 4 | 0 | 0 | 0.903 | 10 | 150 | 104% | 50 | 150 | 0% | |
| Benzo(g,h,i)perylene | A | ug/L | 4.23894 | 4.23894 | | 4 | 0 | 0 | 1.01 | 10 | 150 | 106% | 50 | 150 | 0% | |
| Benzo(k)fluoranthene | A | ug/L | 3.74505 | 3.74505 | | 4 | 0 | 0 | 0.97 | 10 | 150 | 94% | 50 | 150 | 0% | |
| Benzoic acid | A | ug/L | 4.79879 | 4.79879 | | 4 | 0 | 0 | 1.51 | 10 | 150 | 120% | 50 | 150 | 0% | |
| Benzyl alcohol | A | ug/L | 4.45 | 4.45 | | 4 | 0 | 0 | 3.13 | 10 | 150 | 111% | 50 | 150 | 0% | |
| bis(-2-chloroethoxy)Methane | A | ug/L | 4.25272 | 4.25272 | | 4 | 0 | 0 | 1.36 | 10 | 150 | 106% | 50 | 150 | 0% | |
| bis(-2-chloroethyl)Ether | A | ug/L | 4.15854 | 4.15854 | | 4 | 0 | 0 | 2.57 | 10 | 150 | 104% | 50 | 150 | 0% | |
| bis(2-chloroisopropyl)Ether | A | ug/L | 3.63079 | 3.63079 | | 4 | 0 | 0 | 1.49 | 10 | 150 | 91% | 50 | 150 | 0% | |
| bis(2-ethylhexyl)Phthalate | A | ug/L | 4.37511 | 4.37511 | | 4 | 0 | 0 | 1.91 | 10 | 150 | 109% | 50 | 150 | 0% | |
| Butylbenzylphthalate | A | ug/L | 4.56888 | 4.56888 | | 4 | 0 | 0 | 1.57 | 10 | 150 | 114% | 50 | 150 | 0% | |
| Carbazole | A | ug/L | 4.10076 | 4.10076 | | 4 | 0 | 0 | 0.842 | 10 | 150 | 103% | 50 | 150 | 0% | |
| Chrysene | A | ug/L | 4.65272 | 4.65272 | | 4 | 0 | 0 | 1.17 | 10 | 150 | 116% | 50 | 150 | 0% | |
| Di-n-butyl phthalate | A | ug/L | 4.81664 | 4.81664 | | 4 | 0 | 0 | 0.932 | 10 | 150 | 120% | 50 | 150 | 0% | |
| Di-n-octyl phthalate | A | ug/L | 4.47512 | 4.47512 | | 4 | 0 | 0 | 1.34 | 10 | 150 | 112% | 50 | 150 | 0% | |
| Dibenzo(a,h)anthracene | A | ug/L | 4.36417 | 4.36417 | | 4 | 0 | 0 | 1.17 | 10 | 150 | 109% | 50 | 150 | 0% | |
| Dibenzofuran | A | ug/L | 3.82717 | 3.82717 | | 4 | 0 | 0 | 1.74 | 10 | 150 | 96% | 50 | 150 | 0% | |
| Diethyl phthalate | A | ug/L | 4.23414 | 4.23414 | | 4 | 0 | 0 | 2.18 | 10 | 150 | 106% | 50 | 150 | 0% | |
| Dimethyl phthalate | A | ug/L | 4.19125 | 4.19125 | | 4 | 0 | 0 | 1.72 | 10 | 150 | 105% | 50 | 150 | 0% | |
| Fluoranthene | A | ug/L | 4.35246 | 4.35246 | | 4 | 0 | 0 | 0.883 | 10 | 150 | 109% | 50 | 150 | 0% | |
| Fluorene | A | ug/L | 3.75098 | 3.75098 | | 4 | 0 | 0 | 1.82 | 10 | 150 | 94% | 50 | 150 | 0% | |
| Hexachlorobenzene | A | ug/L | 3.94215 | 3.94215 | | 4 | 0 | 0 | 1.33 | 10 | 150 | 99% | 50 | 150 | 0% | |
| Hexachlorobutadiene | A | ug/L | 4.13948 | 4.13948 | | 4 | 0 | 0 | 2.32 | 10 | 150 | 103% | 50 | 150 | 0% | |
| Hexachlorocyclopentadiene | A | ug/L | 4.19786 | 4.19786 | | 4 | 0 | 0 | 2.97 | 10 | 150 | 105% | 50 | 150 | 0% | |
| Hexachloroethane | A | ug/L | 4.30091 | 4.30091 | | 4 | 0 | 0 | 1.79 | 10 | 150 | 108% | 50 | 150 | 0% | |
| Indeno(1,2,3-cd)pyrene | A | ug/L | 4.06505 | 4.06505 | | 4 | 0 | 0 | 1.25 | 10 | 150 | 102% | 50 | 150 | 0% | |
| Isophorone | A | ug/L | 4.28228 | 4.28228 | | 4 | 0 | 0 | 1.67 | 10 | 150 | 107% | 50 | 150 | 0% | |
| m+p-Cresols | A | ug/L | 3.92955 | 3.92955 | | 4 | 0 | 0 | 1.78 | 10 | 150 | 98% | 50 | 150 | 0% | |
| n-Nitroso-di-n-propylamine | A | ug/L | 4.30372 | 4.30372 | | 4 | 0 | 0 | 1.54 | 10 | 150 | 108% | 50 | 150 | 0% | |
| n-Nitrosodimethylamine | A | ug/L | 4.68254 | 4.68254 | | 4 | 0 | 0 | 1.53 | 10 | 150 | 117% | 50 | 150 | 0% | |
| n-Nitrosodiphenylamine | A | ug/L | 4.29252 | 4.29252 | | 4 | 0 | 0 | 1.16 | 10 | 150 | 107% | 50 | 150 | 0% | |
| Naphthalene | A | ug/L | 4.4462 | 4.4462 | | 4 | 0 | 0 | 1.74 | 10 | 150 | 111% | 50 | 150 | 0% | |
| Nitrobenzene | A | ug/L | 4.18347 | 4.18347 | | 4 | 0 | 0 | 2.31 | 10 | 150 | 105% | 50 | 150 | 0% | |
| o-Cresol | A | ug/L | 4.12204 | 4.12204 | | 4 | 0 | 0 | 1.83 | 10 | 150 | 103% | 50 | 150 | 0% | |
| p-Chloroaniline | A | ug/L | 4.18375 | 4.18375 | | 4 | 0 | 0 | 1.52 | 10 | 150 | 105% | 50 | 150 | 0% | |
| Pentachlorophenol | A | ug/L | 4.50667 | 4.50667 | | 4 | 0 | 0 | 4.24 | 10 | 150 | 113% | 50 | 150 | 0% | |

| Seq No | Lab ID | Test Code | Sample Typ | File ID | Analysis Date | DF | Batch ID | Prep Date | SPKref | RPDref | pmoist | | | | | |
|------------------------|---------------|--------------|------------|-----------|--------------------|-------|----------|-----------|--------|--------|--------|------|-----|------|------|---|
| 14962007 | 28-Dec-21_CAL | SVOC-8270-W- | ICAL | SV5973N.I | sd12/28/2021 5:39: | 1 | R372682 | | 0 | 0 | | | | | | |
| Analyte | T | Units | RAW | Final | Text | Spike | SPKref | RPDref | MDL | PQL | UQL | %REC | LOW | HIGH | %RPD | Q |
| Phenanthrene | A | ug/L | 3.96146 | 3.96146 | | 4 | 0 | 0 | 0.784 | 10 | 150 | 99% | 50 | 150 | 0% | |
| Phenol | A | ug/L | 4.22551 | 4.22551 | | 4 | 0 | 0 | 1.46 | 10 | 150 | 106% | 50 | 150 | 0% | |
| Pyrene | A | ug/L | 4.09185 | 4.09185 | | 4 | 0 | 0 | 0.921 | 10 | 150 | 102% | 50 | 150 | 0% | |
| Pyridine | A | ug/L | 4.63434 | 4.63434 | | 4 | 0 | 0 | 3.22 | 10 | 150 | 116% | 50 | 150 | 0% | |
| Triallate | A | ug/L | 4.56545 | 4.56545 | | 4 | 0 | 0 | 1.51 | 10 | 150 | 114% | 50 | 150 | 0% | |
| 1,4-Dichlorobenzene-d4 | I | ug/L | 40 | 40 | | 0 | 0 | 0 | 0 | 10 | 150 | 0% | | | 0% | |
| Acenaphthene-d10 | I | ug/L | 40 | 40 | | 0 | 0 | 0 | 0 | 10 | 150 | 0% | | | 0% | |
| Chrysene-d12 | I | ug/L | 40 | 40 | | 0 | 0 | 0 | 0 | 10 | 150 | 0% | | | 0% | |
| Naphthalene-d8 | I | ug/L | 40 | 40 | | 0 | 0 | 0 | 0 | 10 | 150 | 0% | | | 0% | |
| Perylene-d12 | I | ug/L | 40 | 40 | | 0 | 0 | 0 | 0 | 10 | 150 | 0% | | | 0% | |
| Phenanthrene-d10 | I | ug/L | 40 | 40 | | 0 | 0 | 0 | 0 | 10 | 150 | 0% | | | 0% | |
| 2,4,6-Tribromophenol | S | ug/L | 5.21966 | 5.21966 | | 4 | 0 | 0 | 2.88 | 10 | 0 | 130% | 50 | 150 | 0% | S |
| 2-Fluorobiphenyl | S | ug/L | 4.02733 | 4.02733 | | 4 | 0 | 0 | 0.724 | 10 | 0 | 101% | 50 | 150 | 0% | |
| 2-Fluorophenol | S | ug/L | 4.21527 | 4.21527 | | 4 | 0 | 0 | 3.52 | 10 | 0 | 105% | 50 | 150 | 0% | |
| Nitrobenzene-d5 | S | ug/L | 4.11289 | 4.11289 | | 4 | 0 | 0 | 2.34 | 10 | 0 | 103% | 50 | 150 | 0% | |
| Phenol-d5 | S | ug/L | 4.28642 | 4.28642 | | 4 | 0 | 0 | 2.06 | 10 | 0 | 107% | 50 | 150 | 0% | |
| Terphenyl-d14 | S | ug/L | 4.40636 | 4.40636 | | 4 | 0 | 0 | 1.17 | 10 | 0 | 110% | 50 | 150 | 0% | |
| 4-Chloroaniline | X | ug/L | 4.18375 | 4.18375 | | 4 | 0 | 0 | 1.61 | 10 | 150 | 105% | 50 | 150 | 0% | |
| o-Terphenyl | X | ug/L | 3.90937 | 3.90937 | | 4 | 0 | 0 | 1.27 | 10 | 150 | 98% | 50 | 150 | 0% | |

| Seq No | Lab ID | Test Code | Sample Typ | File ID | Analysis Date | DF | Batch ID | Prep Date | SPKref | RPDref | pmoist | | | | | |
|------------------------------|--------------|--------------|------------|-----------|--------------------|-------|----------|-----------|--------|--------|--------|------|-----|------|------|---|
| 14962008 | 28-Dec-21_CC | SVOC-8270-W- | ICV | SV5973N.I | sd12/28/2021 6:12: | 1 | R372682 | | 0 | 0 | | | | | | |
| Analyte | T | Units | RAW | Final | Text | Spike | SPKref | RPDref | MDL | PQL | UQL | %REC | LOW | HIGH | %RPD | Q |
| 1,2,4-Trichlorobenzene | A | ug/L | 78.42009 | 78.42009 | | 75 | 0 | 0 | 1.9 | 10 | 150 | 105% | 70 | 130 | 0% | |
| 1,2-Dichlorobenzene | A | ug/L | 76.12263 | 76.12263 | | 75 | 0 | 0 | 1.97 | 10 | 150 | 101% | 70 | 130 | 0% | |
| 1,3-Dichlorobenzene | A | ug/L | 80.66034 | 80.66034 | | 75 | 0 | 0 | 2.13 | 10 | 150 | 108% | 70 | 130 | 0% | |
| 1,4-Dichlorobenzene | A | ug/L | 78.03481 | 78.03481 | | 75 | 0 | 0 | 2.02 | 10 | 150 | 104% | 70 | 130 | 0% | |
| 1-Methylnaphthalene | A | ug/L | 76.85906 | 76.85906 | | 75 | 0 | 0 | 2.39 | 10 | 150 | 102% | 70 | 130 | 0% | |
| 2,2'-Oxybis(1-Chloropropane) | A | ug/L | 64.40447 | 64.40447 | | 75 | 0 | 0 | 1.45 | 10 | 150 | 86% | 70 | 130 | 0% | |
| 2,4,5-Trichlorophenol | A | ug/L | 82.54892 | 82.54892 | | 75 | 0 | 0 | 2.23 | 10 | 150 | 110% | 70 | 130 | 0% | |
| 2,4,6-Trichlorophenol | A | ug/L | 86.32075 | 86.32075 | | 75 | 0 | 0 | 2.64 | 10 | 150 | 115% | 70 | 130 | 0% | |
| 2,4-Dichlorophenol | A | ug/L | 80.68321 | 80.68321 | | 75 | 0 | 0 | 1.69 | 10 | 150 | 108% | 70 | 130 | 0% | |
| 2,4-Dimethylphenol | A | ug/L | 76.44493 | 76.44493 | | 75 | 0 | 0 | 1.69 | 10 | 150 | 102% | 70 | 130 | 0% | |
| 2,4-Dinitrophenol | A | ug/L | 82.30838 | 82.30838 | | 75 | 0 | 0 | 4.26 | 10 | 150 | 110% | 70 | 130 | 0% | |

| Seq No | Lab ID | Test Code | Sample Typ | File ID | Analysis Date | DF | Batch ID | Prep Date | SPKref | RPDref | pmoist | | | | | |
|-----------------------------|-----------|------------------|------------|-----------|--------------------|-------|----------|-----------|--------|--------|--------|------|-----|------|------|---|
| 14962008 | 28-Dec-21 | CCV SVOC-8270-W- | ICV | SV5973N.I | sd12/28/2021 6:12: | 1 | R372682 | | 0 | 0 | | | | | | |
| Analyte | T | Units | RAW | Final | Text | Spike | SPKref | RPDref | MDL | PQL | UQL | %REC | LOW | HIGH | %RPD | Q |
| 2,4-Dinitrotoluene | A | ug/L | 85.78071 | 85.78071 | | 75 | 0 | 0 | 3.04 | 10 | 150 | 114% | 70 | 130 | 0% | |
| 2,6-Dinitrotoluene | A | ug/L | 85.69965 | 85.69965 | | 75 | 0 | 0 | 3.2 | 10 | 150 | 114% | 70 | 130 | 0% | |
| 2-Chloronaphthalene | A | ug/L | 81.88776 | 81.88776 | | 75 | 0 | 0 | 2.14 | 10 | 150 | 109% | 70 | 130 | 0% | |
| 2-Chlorophenol | A | ug/L | 86.2431 | 86.2431 | | 75 | 0 | 0 | 2.48 | 10 | 150 | 115% | 70 | 130 | 0% | |
| 2-Methylnaphthalene | A | ug/L | 81.62907 | 81.62907 | | 75 | 0 | 0 | 1.92 | 10 | 150 | 109% | 70 | 130 | 0% | |
| 2-Nitroaniline | A | ug/L | 85.88992 | 85.88992 | | 75 | 0 | 0 | 2.4 | 10 | 150 | 115% | 70 | 130 | 0% | |
| 2-Nitrophenol | A | ug/L | 82.91316 | 82.91316 | | 75 | 0 | 0 | 2.36 | 10 | 150 | 111% | 70 | 130 | 0% | |
| 3,3'-Dichlorobenzidine | A | ug/L | 74.80327 | 74.80327 | | 75 | 0 | 0 | 2.11 | 10 | 150 | 100% | 70 | 130 | 0% | |
| 3-Nitroaniline | A | ug/L | 76.92142 | 76.92142 | | 75 | 0 | 0 | 2.77 | 10 | 150 | 103% | 70 | 130 | 0% | |
| 4,6-Dinitro-2-methylphenol | A | ug/L | 80.89098 | 80.89098 | | 75 | 0 | 0 | 2.33 | 10 | 150 | 108% | 70 | 130 | 0% | |
| 4-Bromophenyl phenyl ether | A | ug/L | 76.44153 | 76.44153 | | 75 | 0 | 0 | 1.74 | 10 | 150 | 102% | 70 | 130 | 0% | |
| 4-Chloro-2-methylphenol | A | ug/L | 77.83174 | 77.83174 | | 75 | 0 | 0 | 1.6 | 10 | 150 | 104% | 70 | 130 | 0% | |
| 4-Chloro-3-methylphenol | A | ug/L | 82.61833 | 82.61833 | | 75 | 0 | 0 | 1.46 | 10 | 150 | 110% | 70 | 130 | 0% | |
| 4-Chlorophenol | A | ug/L | 85.62461 | 85.62461 | | 75 | 0 | 0 | 2.64 | 10 | 150 | 114% | 70 | 130 | 0% | |
| 4-Chlorophenyl phenyl ether | A | ug/L | 78.12214 | 78.12214 | | 75 | 0 | 0 | 2.03 | 10 | 150 | 104% | 70 | 130 | 0% | |
| 4-Nitroaniline | A | ug/L | 85.94079 | 85.94079 | | 75 | 0 | 0 | 1.63 | 10 | 150 | 115% | 70 | 130 | 0% | |
| 4-Nitrophenol | A | ug/L | 89.01458 | 89.01458 | | 75 | 0 | 0 | 2.5 | 10 | 150 | 119% | 70 | 130 | 0% | |
| Acenaphthene | A | ug/L | 86.49764 | 86.49764 | | 75 | 0 | 0 | 1.89 | 10 | 150 | 115% | 70 | 130 | 0% | |
| Acenaphthylene | A | ug/L | 77.58661 | 77.58661 | | 75 | 0 | 0 | 1.57 | 10 | 150 | 103% | 70 | 130 | 0% | |
| Anthracene | A | ug/L | 79.99368 | 79.99368 | | 75 | 0 | 0 | 1.23 | 10 | 150 | 107% | 70 | 130 | 0% | |
| Azobenzene | A | ug/L | 84.80097 | 84.80097 | | 75 | 0 | 0 | 1.09 | 10 | 150 | 113% | 70 | 130 | 0% | |
| Benzidine | A | ug/L | 66.86795 | 66.86795 | | 75 | 0 | 0 | 6.72 | 10 | 150 | 89% | 70 | 130 | 0% | |
| Benzo(a)anthracene | A | ug/L | 86.29325 | 86.29325 | | 75 | 0 | 0 | 0.856 | 10 | 150 | 115% | 70 | 130 | 0% | |
| Benzo(a)pyrene | A | ug/L | 78.97685 | 78.97685 | | 75 | 0 | 0 | 1.24 | 10 | 150 | 105% | 70 | 130 | 0% | |
| Benzo(b)fluoranthene | A | ug/L | 82.45682 | 82.45682 | | 75 | 0 | 0 | 0.903 | 10 | 150 | 110% | 70 | 130 | 0% | |
| Benzo(g,h,i)perylene | A | ug/L | 81.80327 | 81.80327 | | 75 | 0 | 0 | 1.01 | 10 | 150 | 109% | 70 | 130 | 0% | |
| Benzo(k)fluoranthene | A | ug/L | 77.7564 | 77.7564 | | 75 | 0 | 0 | 0.97 | 10 | 150 | 104% | 70 | 130 | 0% | |
| Benzoic acid | A | ug/L | 77.53548 | 77.53548 | | 75 | 0 | 0 | 1.51 | 10 | 150 | 103% | 70 | 130 | 0% | |
| Benzyl alcohol | A | ug/L | 80.06885 | 80.06885 | | 75 | 0 | 0 | 3.13 | 10 | 150 | 107% | 70 | 130 | 0% | |
| bis(-2-chloroethoxy)Methane | A | ug/L | 78.4775 | 78.4775 | | 75 | 0 | 0 | 1.36 | 10 | 150 | 105% | 70 | 130 | 0% | |
| bis(-2-chloroethyl)Ether | A | ug/L | 75.37477 | 75.37477 | | 75 | 0 | 0 | 2.57 | 10 | 150 | 100% | 70 | 130 | 0% | |
| bis(2-chloroisopropyl)Ether | A | ug/L | 64.40447 | 64.40447 | | 75 | 0 | 0 | 1.49 | 10 | 150 | 86% | 70 | 130 | 0% | |
| bis(2-ethylhexyl)Phthalate | A | ug/L | 88.08116 | 88.08116 | | 75 | 0 | 0 | 1.91 | 10 | 150 | 117% | 70 | 130 | 0% | |
| Butylbenzylphthalate | A | ug/L | 87.05019 | 87.05019 | | 75 | 0 | 0 | 1.57 | 10 | 150 | 116% | 70 | 130 | 0% | |
| Carbazole | A | ug/L | 80.16558 | 80.16558 | | 75 | 0 | 0 | 0.842 | 10 | 150 | 107% | 70 | 130 | 0% | |

| Seq No | Lab ID | Test Code | Sample Typ | File ID | Analysis Date | DF | Batch ID | Prep Date | SPKref | RPDref | pmoist | | | | | |
|----------------------------|---------------|--------------|------------|----------------|------------------|-------|----------|-----------|--------|--------|--------|------|-----|------|------|---|
| 14962008 | 28-Dec-21_CCV | SVOC-8270-W- | ICV | SV5973N.I\sd12 | 12/28/2021 6:12: | 1 | R372682 | | 0 | 0 | | | | | | |
| Analyte | T | Units | RAW | Final | Text | Spike | SPKref | RPDref | MDL | PQL | UQL | %REC | LOW | HIGH | %RPD | Q |
| Chrysene | A | ug/L | 81.10088 | 81.10088 | | 75 | 0 | 0 | 1.17 | 10 | 150 | 108% | 70 | 130 | 0% | |
| Di-n-butyl phthalate | A | ug/L | 89.49045 | 89.49045 | | 75 | 0 | 0 | 0.932 | 10 | 150 | 119% | 70 | 130 | 0% | |
| Di-n-octyl phthalate | A | ug/L | 83.99224 | 83.99224 | | 75 | 0 | 0 | 1.34 | 10 | 150 | 112% | 70 | 130 | 0% | |
| Dibenzo(a,h)anthracene | A | ug/L | 82.33265 | 82.33265 | | 75 | 0 | 0 | 1.17 | 10 | 150 | 110% | 70 | 130 | 0% | |
| Dibenzofuran | A | ug/L | 82.70201 | 82.70201 | | 75 | 0 | 0 | 1.74 | 10 | 150 | 110% | 70 | 130 | 0% | |
| Diethyl phthalate | A | ug/L | 91.52966 | 91.52966 | | 75 | 0 | 0 | 2.18 | 10 | 150 | 122% | 70 | 130 | 0% | |
| Dimethyl phthalate | A | ug/L | 86.66564 | 86.66564 | | 75 | 0 | 0 | 1.72 | 10 | 150 | 116% | 70 | 130 | 0% | |
| Fluoranthene | A | ug/L | 80.14316 | 80.14316 | | 75 | 0 | 0 | 0.883 | 10 | 150 | 107% | 70 | 130 | 0% | |
| Fluorene | A | ug/L | 75.6214 | 75.6214 | | 75 | 0 | 0 | 1.82 | 10 | 150 | 101% | 70 | 130 | 0% | |
| Hexachlorobenzene | A | ug/L | 77.9527 | 77.9527 | | 75 | 0 | 0 | 1.33 | 10 | 150 | 104% | 70 | 130 | 0% | |
| Hexachlorobutadiene | A | ug/L | 79.89616 | 79.89616 | | 75 | 0 | 0 | 2.32 | 10 | 150 | 107% | 70 | 130 | 0% | |
| Hexachlorocyclopentadiene | A | ug/L | 76.75548 | 76.75548 | | 75 | 0 | 0 | 2.97 | 10 | 150 | 102% | 70 | 130 | 0% | |
| Hexachloroethane | A | ug/L | 78.06667 | 78.06667 | | 75 | 0 | 0 | 1.79 | 10 | 150 | 104% | 70 | 130 | 0% | |
| Indeno(1,2,3-cd)pyrene | A | ug/L | 79.99955 | 79.99955 | | 75 | 0 | 0 | 1.25 | 10 | 150 | 107% | 70 | 130 | 0% | |
| Isophorone | A | ug/L | 73.76276 | 73.76276 | | 75 | 0 | 0 | 1.67 | 10 | 150 | 98% | 70 | 130 | 0% | |
| m+p-Cresols | A | ug/L | 78.02352 | 78.02352 | | 75 | 0 | 0 | 1.78 | 10 | 150 | 104% | 70 | 130 | 0% | |
| n-Nitroso-di-n-propylamine | A | ug/L | 77.35568 | 77.35568 | | 75 | 0 | 0 | 1.54 | 10 | 150 | 103% | 70 | 130 | 0% | |
| n-Nitrosodimethylamine | A | ug/L | 90.19821 | 90.19821 | | 75 | 0 | 0 | 1.53 | 10 | 150 | 120% | 70 | 130 | 0% | |
| n-Nitrosodiphenylamine | A | ug/L | 91.60986 | 91.60986 | | 75 | 0 | 0 | 1.16 | 10 | 150 | 122% | 70 | 130 | 0% | |
| Naphthalene | A | ug/L | 81.57039 | 81.57039 | | 75 | 0 | 0 | 1.74 | 10 | 150 | 109% | 70 | 130 | 0% | |
| Nitrobenzene | A | ug/L | 77.40472 | 77.40472 | | 75 | 0 | 0 | 2.31 | 10 | 150 | 103% | 70 | 130 | 0% | |
| o-Cresol | A | ug/L | 76.97004 | 76.97004 | | 75 | 0 | 0 | 1.83 | 10 | 150 | 103% | 70 | 130 | 0% | |
| p-Chloroaniline | A | ug/L | 70.4046 | 70.4046 | | 75 | 0 | 0 | 1.52 | 10 | 150 | 94% | 70 | 130 | 0% | |
| Pentachlorophenol | A | ug/L | 88.72474 | 88.72474 | | 75 | 0 | 0 | 4.24 | 10 | 150 | 118% | 70 | 130 | 0% | |
| Phenanthrene | A | ug/L | 82.17648 | 82.17648 | | 75 | 0 | 0 | 0.784 | 10 | 150 | 110% | 70 | 130 | 0% | |
| Phenol | A | ug/L | 82.15409 | 82.15409 | | 75 | 0 | 0 | 1.46 | 10 | 150 | 110% | 70 | 130 | 0% | |
| Pyrene | A | ug/L | 80.46741 | 80.46741 | | 75 | 0 | 0 | 0.921 | 10 | 150 | 107% | 70 | 130 | 0% | |
| Pyridine | A | ug/L | 79.82607 | 79.82607 | | 75 | 0 | 0 | 3.22 | 10 | 150 | 106% | 70 | 130 | 0% | |
| Triallate | A | ug/L | 87.01922 | 87.01922 | | 75 | 0 | 0 | 1.51 | 10 | 150 | 116% | 70 | 130 | 0% | |
| 1,4-Dichlorobenzene-d4 | I | ug/L | 40 | 40 | | 0 | 0 | 0 | 0 | 10 | 150 | 0% | 70 | 130 | 0% | |
| Acenaphthene-d10 | I | ug/L | 40 | 40 | | 0 | 0 | 0 | 0 | 10 | 150 | 0% | 70 | 130 | 0% | |
| Chrysene-d12 | I | ug/L | 40 | 40 | | 0 | 0 | 0 | 0 | 10 | 150 | 0% | 70 | 130 | 0% | |
| Naphthalene-d8 | I | ug/L | 40 | 40 | | 0 | 0 | 0 | 0 | 10 | 150 | 0% | 70 | 130 | 0% | |
| Perylene-d12 | I | ug/L | 40 | 40 | | 0 | 0 | 0 | 0 | 10 | 150 | 0% | 70 | 130 | 0% | |
| Phenanthrene-d10 | I | ug/L | 40 | 40 | | 0 | 0 | 0 | 0 | 10 | 150 | 0% | 70 | 130 | 0% | |

| Seq No | Lab ID | Test Code | Sample Typ | File ID | Analysis Date | DF | Batch ID | Prep Date | SPKref | RPDref | pmoist | | | | | |
|----------------------|--------------|--------------|------------|-----------|--------------------|-------|----------|-----------|--------|--------|--------|------|-----|------|------|---|
| 14962008 | 28-Dec-21_CC | SVOC-8270-W- | ICV | SV5973N.I | sd12/28/2021 6:12: | 1 | R372682 | | 0 | 0 | | | | | | |
| Analyte | T | Units | RAW | Final | Text | Spike | SPKref | RPDref | MDL | PQL | UQL | %REC | LOW | HIGH | %RPD | Q |
| 2,4,6-Tribromophenol | S | ug/L | 89.42003 | 89.42003 | | 75 | 0 | 0 | 2.88 | 10 | 0 | 119% | 70 | 130 | 0% | |
| 2-Fluorobiphenyl | S | ug/L | 73.02093 | 73.02093 | | 75 | 0 | 0 | 0.724 | 10 | 0 | 97% | 70 | 130 | 0% | |
| 2-Fluorophenol | S | ug/L | 89.60982 | 89.60982 | | 75 | 0 | 0 | 3.52 | 10 | 0 | 119% | 70 | 130 | 0% | |
| Nitrobenzene-d5 | S | ug/L | 69.12418 | 69.12418 | | 75 | 0 | 0 | 2.34 | 10 | 0 | 92% | 70 | 130 | 0% | |
| Phenol-d5 | S | ug/L | 83.70431 | 83.70431 | | 75 | 0 | 0 | 2.06 | 10 | 0 | 112% | 70 | 130 | 0% | |
| Terphenyl-d14 | S | ug/L | 78.22984 | 78.22984 | | 75 | 0 | 0 | 1.17 | 10 | 0 | 104% | 70 | 130 | 0% | |
| 4-Chloroaniline | X | ug/L | 70.4046 | 70.4046 | | 75 | 0 | 0 | 1.61 | 10 | 150 | 94% | 70 | 130 | 0% | |
| o-Terphenyl | X | ug/L | 82.36754 | 82.36754 | | 75 | 0 | 0 | 1.27 | 10 | 150 | 110% | 70 | 130 | 0% | |

| Seq No | Lab ID | Test Code | Sample Typ | File ID | Analysis Date | DF | Batch ID | Prep Date | SPKref | RPDref | pmoist | | | | | |
|----------|--------------|--------------|------------|-----------|--------------------|-------|----------|-----------|--------|--------|--------|------|-----|------|------|---|
| 14962009 | 28-Dec-21_CC | SVOC-8270-W- | ICV | SV5973N.I | sd12/28/2021 6:44: | 1 | R372682 | | 0 | 0 | | | | | | |
| Analyte | T | Units | RAW | Final | Text | Spike | SPKref | RPDref | MDL | PQL | UQL | %REC | LOW | HIGH | %RPD | Q |
| Aniline | A | ug/L | 73.2192 | 73.2192 | | 75 | 0 | 0 | 3.74 | 10 | 150 | 98% | 70 | 130 | 0% | |

| Seq No | Lab ID | Test Code | Sample Typ | File ID | Analysis Date | DF | Batch ID | Prep Date | SPKref | RPDref | pmoist | | | | | |
|------------------------------|----------------|--------------|------------|-----------|--------------------|-------|----------|-----------|--------|--------|--------|------|-----|------|------|---|
| 14962010 | 28-Dec-21_ISTB | SVOC-8270-W- | SAMP | SV5973N.I | sd12/28/2021 7:17: | 1 | R372682 | | 0 | 0 | | | | | | |
| Analyte | T | Units | RAW | Final | Text | Spike | SPKref | RPDref | MDL | PQL | UQL | %REC | LOW | HIGH | %RPD | Q |
| 1,2,4-Trichlorobenzene | A | ug/L | 0 | 0 | | 75 | 0 | 0 | 1.9 | 10 | 150 | 0% | 0 | 0 | 0% | |
| 1,2-Dichlorobenzene | A | ug/L | 0 | 0 | | 75 | 0 | 0 | 1.97 | 10 | 150 | 0% | 0 | 0 | 0% | |
| 1,3-Dichlorobenzene | A | ug/L | 0 | 0 | | 75 | 0 | 0 | 2.13 | 10 | 150 | 0% | 0 | 0 | 0% | |
| 1,4-Dichlorobenzene | A | ug/L | 0 | 0 | | 75 | 0 | 0 | 2.02 | 10 | 150 | 0% | 0 | 0 | 0% | |
| 1-Methylnaphthalene | A | ug/L | 0 | 0 | | 75 | 0 | 0 | 2.39 | 10 | 150 | 0% | 0 | 0 | 0% | |
| 2,2'-Oxybis(1-Chloropropane) | A | ug/L | 0 | 0 | | 75 | 0 | 0 | 1.45 | 10 | 150 | 0% | 0 | 0 | 0% | |
| 2,4,5-Trichlorophenol | A | ug/L | 0 | 0 | | 75 | 0 | 0 | 2.23 | 10 | 150 | 0% | 0 | 0 | 0% | |
| 2,4,6-Trichlorophenol | A | ug/L | 0 | 0 | | 75 | 0 | 0 | 2.64 | 10 | 150 | 0% | 0 | 0 | 0% | |
| 2,4-Dichlorophenol | A | ug/L | 0 | 0 | | 75 | 0 | 0 | 1.69 | 10 | 150 | 0% | 0 | 0 | 0% | |
| 2,4-Dimethylphenol | A | ug/L | 0 | 0 | | 75 | 0 | 0 | 1.69 | 10 | 150 | 0% | 0 | 0 | 0% | |
| 2,4-Dinitrophenol | A | ug/L | 0 | 0 | | 75 | 0 | 0 | 4.26 | 10 | 150 | 0% | 0 | 0 | 0% | |
| 2,4-Dinitrotoluene | A | ug/L | 0 | 0 | | 75 | 0 | 0 | 3.04 | 10 | 150 | 0% | 0 | 0 | 0% | |
| 2,6-Dinitrotoluene | A | ug/L | 0 | 0 | | 75 | 0 | 0 | 3.2 | 10 | 150 | 0% | 0 | 0 | 0% | |
| 2-Chloronaphthalene | A | ug/L | 0 | 0 | | 75 | 0 | 0 | 2.14 | 10 | 150 | 0% | 0 | 0 | 0% | |
| 2-Chlorophenol | A | ug/L | 0 | 0 | | 75 | 0 | 0 | 2.48 | 10 | 150 | 0% | 0 | 0 | 0% | |

| Seq No | Lab ID | Test Code | Sample Typ | File ID | Analysis Date | DF | Batch ID | Prep Date | SPKref | RPDref | pmoist | | | | | |
|-----------------------------|-----------|-------------------|------------|----------------|------------------|-------|----------|-----------|--------|--------|--------|------|-----|------|------|---|
| 14962010 | 28-Dec-21 | ISTB SVOC-8270-W- | SAMP | SV5973N.I\sd12 | 12/28/2021 7:17: | 1 | R372682 | | 0 | 0 | | | | | | |
| Analyte | T | Units | RAW | Final | Text | Spike | SPKref | RPDref | MDL | PQL | UQL | %REC | LOW | HIGH | %RPD | Q |
| 2-Methylnaphthalene | A | ug/L | 0 | 0 | | 75 | 0 | 0 | 1.92 | 10 | 150 | 0% | 0 | 0 | 0% | |
| 2-Nitroaniline | A | ug/L | 0 | 0 | | 75 | 0 | 0 | 2.4 | 10 | 150 | 0% | 0 | 0 | 0% | |
| 2-Nitrophenol | A | ug/L | 0 | 0 | | 75 | 0 | 0 | 2.36 | 10 | 150 | 0% | 0 | 0 | 0% | |
| 3,3'-Dichlorobenzidine | A | ug/L | 0 | 0 | | 75 | 0 | 0 | 2.11 | 10 | 150 | 0% | 0 | 0 | 0% | |
| 3-Nitroaniline | A | ug/L | 0 | 0 | | 75 | 0 | 0 | 2.77 | 10 | 150 | 0% | 0 | 0 | 0% | |
| 4,6-Dinitro-2-methylphenol | A | ug/L | 0 | 0 | | 75 | 0 | 0 | 2.33 | 10 | 150 | 0% | 0 | 0 | 0% | |
| 4-Bromophenyl phenyl ether | A | ug/L | 0 | 0 | | 75 | 0 | 0 | 1.74 | 10 | 150 | 0% | 0 | 0 | 0% | |
| 4-Chloro-2-methylphenol | A | ug/L | 0 | 0 | | 75 | 0 | 0 | 1.6 | 10 | 150 | 0% | 0 | 0 | 0% | |
| 4-Chloro-3-methylphenol | A | ug/L | 0 | 0 | | 75 | 0 | 0 | 1.46 | 10 | 150 | 0% | 0 | 0 | 0% | |
| 4-Chlorophenol | A | ug/L | 0 | 0 | | 75 | 0 | 0 | 2.64 | 10 | 150 | 0% | 0 | 0 | 0% | |
| 4-Chlorophenyl phenyl ether | A | ug/L | 0 | 0 | | 75 | 0 | 0 | 2.03 | 10 | 150 | 0% | 0 | 0 | 0% | |
| 4-Nitroaniline | A | ug/L | 0 | 0 | | 75 | 0 | 0 | 1.63 | 10 | 150 | 0% | 0 | 0 | 0% | |
| 4-Nitrophenol | A | ug/L | 0 | 0 | | 75 | 0 | 0 | 2.5 | 10 | 150 | 0% | 0 | 0 | 0% | |
| Acenaphthene | A | ug/L | 0 | 0 | | 75 | 0 | 0 | 1.89 | 10 | 150 | 0% | 0 | 0 | 0% | |
| Acenaphthylene | A | ug/L | 0 | 0 | | 75 | 0 | 0 | 1.57 | 10 | 150 | 0% | 0 | 0 | 0% | |
| Aniline | A | ug/L | 0 | 0 | | 75 | 0 | 0 | 3.74 | 10 | 150 | 0% | 0 | 0 | 0% | |
| Anthracene | A | ug/L | 0 | 0 | | 75 | 0 | 0 | 1.23 | 10 | 150 | 0% | 0 | 0 | 0% | |
| Azobenzene | A | ug/L | 0 | 0 | | 75 | 0 | 0 | 1.09 | 10 | 150 | 0% | 0 | 0 | 0% | |
| Benzidine | A | ug/L | 0 | 0 | | 75 | 0 | 0 | 6.72 | 10 | 150 | 0% | 0 | 0 | 0% | |
| Benzo(a)anthracene | A | ug/L | 0 | 0 | | 75 | 0 | 0 | 0.856 | 10 | 150 | 0% | 0 | 0 | 0% | |
| Benzo(a)pyrene | A | ug/L | 0 | 0 | | 75 | 0 | 0 | 1.24 | 10 | 150 | 0% | 0 | 0 | 0% | |
| Benzo(b)fluoranthene | A | ug/L | 0 | 0 | | 75 | 0 | 0 | 0.903 | 10 | 150 | 0% | 0 | 0 | 0% | |
| Benzo(g,h,i)perylene | A | ug/L | 0 | 0 | | 75 | 0 | 0 | 1.01 | 10 | 150 | 0% | 0 | 0 | 0% | |
| Benzo(k)fluoranthene | A | ug/L | 0 | 0 | | 75 | 0 | 0 | 0.97 | 10 | 150 | 0% | 0 | 0 | 0% | |
| Benzoic acid | A | ug/L | 0 | 0 | | 75 | 0 | 0 | 1.51 | 10 | 150 | 0% | 0 | 0 | 0% | |
| Benzyl alcohol | A | ug/L | 0 | 0 | | 75 | 0 | 0 | 3.13 | 10 | 150 | 0% | 0 | 0 | 0% | |
| bis(-2-chloroethoxy)Methane | A | ug/L | 0 | 0 | | 75 | 0 | 0 | 1.36 | 10 | 150 | 0% | 0 | 0 | 0% | |
| bis(-2-chloroethyl)Ether | A | ug/L | 0 | 0 | | 75 | 0 | 0 | 2.57 | 10 | 150 | 0% | 0 | 0 | 0% | |
| bis(2-chloroisopropyl)Ether | A | ug/L | 0 | 0 | | 75 | 0 | 0 | 1.49 | 10 | 150 | 0% | 0 | 0 | 0% | |
| bis(2-ethylhexyl)Phthalate | A | ug/L | 0 | 0 | | 75 | 0 | 0 | 1.91 | 10 | 150 | 0% | 0 | 0 | 0% | |
| Butylbenzylphthalate | A | ug/L | 0 | 0 | | 75 | 0 | 0 | 1.57 | 10 | 150 | 0% | 0 | 0 | 0% | |
| Carbazole | A | ug/L | 0 | 0 | | 75 | 0 | 0 | 0.842 | 10 | 150 | 0% | 0 | 0 | 0% | |
| Chrysene | A | ug/L | 0 | 0 | | 75 | 0 | 0 | 1.17 | 10 | 150 | 0% | 0 | 0 | 0% | |
| Di-n-butyl phthalate | A | ug/L | 0 | 0 | | 75 | 0 | 0 | 0.932 | 10 | 150 | 0% | 0 | 0 | 0% | |
| Di-n-octyl phthalate | A | ug/L | 0 | 0 | | 75 | 0 | 0 | 1.34 | 10 | 150 | 0% | 0 | 0 | 0% | |

| Seq No | Lab ID | Test Code | Sample Typ | File ID | Analysis Date | DF | Batch ID | Prep Date | SPKref | RPDref | pmoist | | | | | |
|----------------------------|-----------|-------------------|------------|-----------|--------------------|-------|----------|-----------|--------|--------|--------|------|-----|------|------|---|
| 14962010 | 28-Dec-21 | ISTB SVOC-8270-W- | SAMP | SV5973N.I | sd12/28/2021 7:17: | 1 | R372682 | | 0 | 0 | | | | | | |
| Analyte | T | Units | RAW | Final | Text | Spike | SPKref | RPDref | MDL | PQL | UQL | %REC | LOW | HIGH | %RPD | Q |
| Dibenzo(a,h)anthracene | A | ug/L | 0 | 0 | | 75 | 0 | 0 | 1.17 | 10 | 150 | 0% | 0 | 0 | 0% | |
| Dibenzofuran | A | ug/L | 0 | 0 | | 75 | 0 | 0 | 1.74 | 10 | 150 | 0% | 0 | 0 | 0% | |
| Diethyl phthalate | A | ug/L | 0 | 0 | | 75 | 0 | 0 | 2.18 | 10 | 150 | 0% | 0 | 0 | 0% | |
| Dimethyl phthalate | A | ug/L | 0 | 0 | | 75 | 0 | 0 | 1.72 | 10 | 150 | 0% | 0 | 0 | 0% | |
| Fluoranthene | A | ug/L | 0 | 0 | | 75 | 0 | 0 | 0.883 | 10 | 150 | 0% | 0 | 0 | 0% | |
| Fluorene | A | ug/L | 0 | 0 | | 75 | 0 | 0 | 1.82 | 10 | 150 | 0% | 0 | 0 | 0% | |
| Hexachlorobenzene | A | ug/L | 0 | 0 | | 75 | 0 | 0 | 1.33 | 10 | 150 | 0% | 0 | 0 | 0% | |
| Hexachlorobutadiene | A | ug/L | 0 | 0 | | 75 | 0 | 0 | 2.32 | 10 | 150 | 0% | 0 | 0 | 0% | |
| Hexachlorocyclopentadiene | A | ug/L | 0 | 0 | | 75 | 0 | 0 | 2.97 | 10 | 150 | 0% | 0 | 0 | 0% | |
| Hexachloroethane | A | ug/L | 0 | 0 | | 75 | 0 | 0 | 1.79 | 10 | 150 | 0% | 0 | 0 | 0% | |
| Indeno(1,2,3-cd)pyrene | A | ug/L | 0 | 0 | | 75 | 0 | 0 | 1.25 | 10 | 150 | 0% | 0 | 0 | 0% | |
| Isophorone | A | ug/L | 0 | 0 | | 75 | 0 | 0 | 1.67 | 10 | 150 | 0% | 0 | 0 | 0% | |
| m+p-Cresols | A | ug/L | 0 | 0 | | 75 | 0 | 0 | 1.78 | 10 | 150 | 0% | 0 | 0 | 0% | |
| n-Nitroso-di-n-propylamine | A | ug/L | 0 | 0 | | 75 | 0 | 0 | 1.54 | 10 | 150 | 0% | 0 | 0 | 0% | |
| n-Nitrosodimethylamine | A | ug/L | 0 | 0 | | 75 | 0 | 0 | 1.53 | 10 | 150 | 0% | 0 | 0 | 0% | |
| n-Nitrosodiphenylamine | A | ug/L | 0 | 0 | | 75 | 0 | 0 | 1.16 | 10 | 150 | 0% | 0 | 0 | 0% | |
| Naphthalene | A | ug/L | 0 | 0 | | 75 | 0 | 0 | 1.74 | 10 | 150 | 0% | 0 | 0 | 0% | |
| Nitrobenzene | A | ug/L | 0 | 0 | | 75 | 0 | 0 | 2.31 | 10 | 150 | 0% | 0 | 0 | 0% | |
| o-Cresol | A | ug/L | 0 | 0 | | 75 | 0 | 0 | 1.83 | 10 | 150 | 0% | 0 | 0 | 0% | |
| p-Chloroaniline | A | ug/L | 0 | 0 | | 75 | 0 | 0 | 1.52 | 10 | 150 | 0% | 0 | 0 | 0% | |
| Pentachlorophenol | A | ug/L | 0 | 0 | | 75 | 0 | 0 | 4.24 | 10 | 150 | 0% | 0 | 0 | 0% | |
| Phenanthrene | A | ug/L | 0 | 0 | | 75 | 0 | 0 | 0.784 | 10 | 150 | 0% | 0 | 0 | 0% | |
| Phenol | A | ug/L | 0 | 0 | | 75 | 0 | 0 | 1.46 | 10 | 150 | 0% | 0 | 0 | 0% | |
| Pyrene | A | ug/L | 0 | 0 | | 75 | 0 | 0 | 0.921 | 10 | 150 | 0% | 0 | 0 | 0% | |
| Pyridine | A | ug/L | 0 | 0 | | 75 | 0 | 0 | 3.22 | 10 | 150 | 0% | 0 | 0 | 0% | |
| Triallate | A | ug/L | 0 | 0 | | 75 | 0 | 0 | 1.51 | 10 | 150 | 0% | 0 | 0 | 0% | |
| 1,4-Dichlorobenzene-d4 | I | ug/L | 40 | 40 | | 0 | 0 | 0 | 0 | 10 | 150 | 0% | 0 | 0 | 0% | |
| Acenaphthene-d10 | I | ug/L | 40 | 40 | | 0 | 0 | 0 | 0 | 10 | 150 | 0% | 0 | 0 | 0% | |
| Chrysene-d12 | I | ug/L | 40 | 40 | | 0 | 0 | 0 | 0 | 10 | 150 | 0% | 0 | 0 | 0% | |
| Naphthalene-d8 | I | ug/L | 40 | 40 | | 0 | 0 | 0 | 0 | 10 | 150 | 0% | 0 | 0 | 0% | |
| Perylene-d12 | I | ug/L | 40 | 40 | | 0 | 0 | 0 | 0 | 10 | 150 | 0% | 0 | 0 | 0% | |
| Phenanthrene-d10 | I | ug/L | 40 | 40 | | 0 | 0 | 0 | 0 | 10 | 150 | 0% | 0 | 0 | 0% | |
| 2,4,6-Tribromophenol | S | ug/L | 0 | 0 | | 200 | 0 | 0 | 2.88 | 10 | 0 | 0% | 25 | 140 | 0% | S |
| 2-Fluorobiphenyl | S | ug/L | 0 | 0 | | 100 | 0 | 0 | 0.724 | 10 | 0 | 0% | 28 | 107 | 0% | S |
| 2-Fluorophenol | S | ug/L | 0 | 0 | | 200 | 0 | 0 | 3.52 | 10 | 0 | 0% | 10 | 75 | 0% | S |

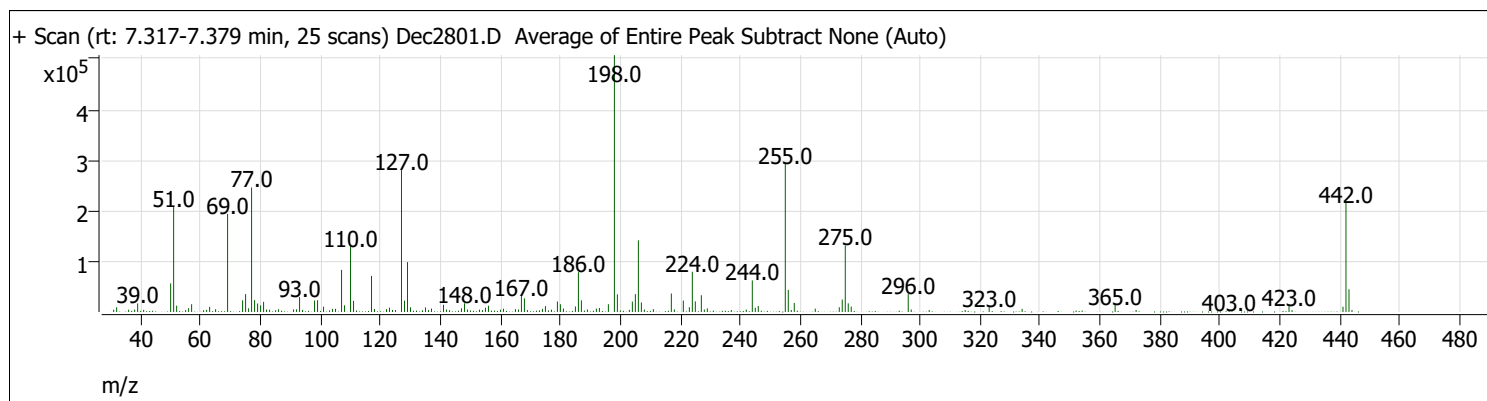
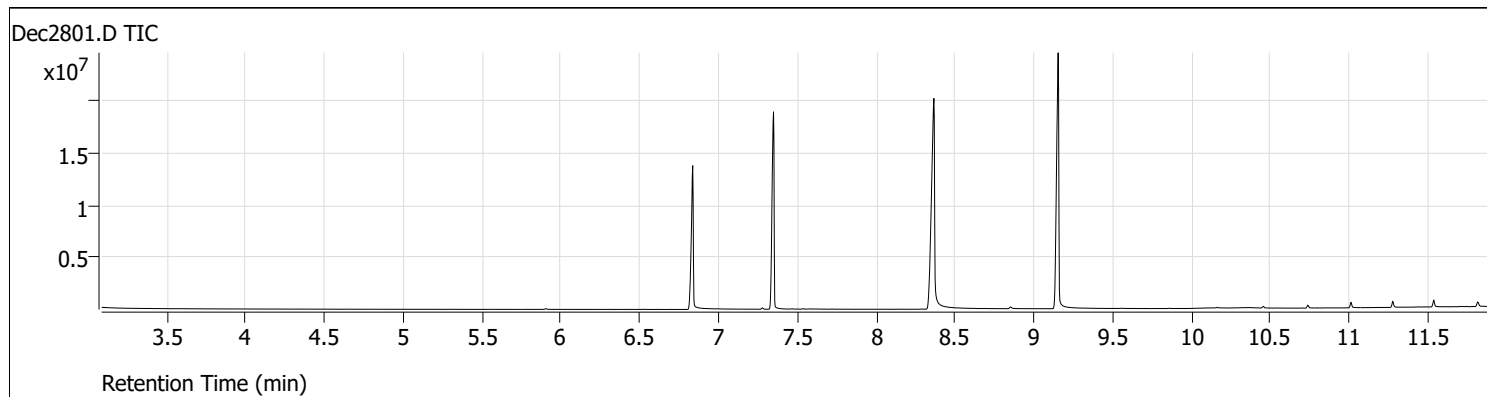
| Seq No | Lab ID | Test Code | Sample Typ | File ID | Analysis Date | DF | Batch ID | Prep Date | SPKref | RPDref | pmoist | | | | | |
|-----------------|----------------|--------------|------------|-----------|--------------------|-------|----------|-----------|--------|--------|--------|------|-----|------|------|---|
| 14962010 | 28-Dec-21_ISTB | SVOC-8270-W- | SAMP | SV5973N.I | sd12/28/2021 7:17: | 1 | R372682 | | 0 | 0 | | | | | | |
| Analyte | T | Units | RAW | Final | Text | Spike | SPKref | RPDref | MDL | PQL | UQL | %REC | LOW | HIGH | %RPD | Q |
| Nitrobenzene-d5 | S | ug/L | 0 | 0 | | 100 | 0 | 0 | 2.34 | 10 | 0 | 0% | 32 | 94 | 0% | S |
| Phenol-d5 | S | ug/L | 0 | 0 | | 200 | 0 | 0 | 2.06 | 10 | 0 | 0% | 10 | 65 | 0% | S |
| Terphenyl-d14 | S | ug/L | 0 | 0 | | 100 | 0 | 0 | 1.17 | 10 | 0 | 0% | 32 | 122 | 0% | S |
| 4-Chloroaniline | X | ug/L | 0 | 0 | | 75 | 0 | 0 | 1.61 | 10 | 150 | 0% | 0 | 0 | 0% | |
| o-Terphenyl | X | ug/L | 0 | 0 | | 75 | 0 | 0 | 1.27 | 10 | 150 | 0% | 0 | 0 | 0% | |

Write Sequence Insert Entries(Have the first cell for entries selected)

| File Name | Sample Name | Line No. | Test Code | Multiplier | Divisor | Method Name |
|-----------|---------------------|----------|-------------------|------------|---------|-------------|
| Dec2801.d | 28-Dec-21_TUNE_1 | 1 | | 1 | 1 | 5973NTUN.M |
| Dec2802.d | 28-Dec-21_CAL_7 | 2 | SVOC-8270-W-LARGO | 1 | 1 | BNA+SIM.M |
| Dec2803.d | 28-Dec-21_CAL_6 | 3 | SVOC-8270-W-LARGO | 1 | 1 | BNA+SIM.M |
| Dec2804.d | 28-Dec-21_CAL_5 | 4 | SVOC-8270-W-LARGO | 1 | 1 | BNA+SIM.M |
| Dec2805.d | 28-Dec-21_CAL_4 | 5 | SVOC-8270-W-LARGO | 1 | 1 | BNA+SIM.M |
| Dec2806.d | 28-Dec-21_CAL_3 | 6 | SVOC-8270-W-LARGO | 1 | 1 | BNA+SIM.M |
| Dec2807.d | 28-Dec-21_CAL_2 | 7 | SVOC-8270-W-LARGO | 1 | 1 | BNA+SIM.M |
| Dec2808.d | 28-Dec-21_CAL_1 | 8 | SVOC-8270-W-LARGO | 1 | 1 | BNA+SIM.M |
| Dec2809.d | 28-Dec-21_CCV_9 | 9 | SVOC-8270-W-LARGO | 1 | 1 | BNA+SIM.M |
| Dec2810.d | 28-Dec-21_CCV_10 | 10 | SVOC-8270-W-LARGO | 1 | 1 | BNA+SIM.M |
| Dec2811.d | 28-Dec-21_ISTBLK_11 | 11 | SVOC-8270-W-LARGO | 1 | 1 | BNA+SIM.M |
| Dec2812.d | 28-Dec-21_TUNE_12 | 12 | | 1 | 1 | 5973NTUN.M |
| Dec2813.d | 28-Dec-21_CCV_13 | 13 | SVOC-8270-W | 1 | 1 | BNA+SIM.M |
| Dec2814.d | 28-Dec-21_ISTBLK_14 | 14 | SVOC-8270-W | 1 | 1 | BNA+SIM.M |
| Dec2815.d | MB-162392 | 15 | SVOC-8270-W | 1 | 1 | BNA+SIM.M |
| Dec2816.d | LCS-162392 | 16 | SVOC-8270-W | 1 | 1 | BNA+SIM.M |
| Dec2817.d | LCSD-162392 | 17 | SVOC-8270-W | 1 | 1 | BNA+SIM.M |
| Dec2818.d | B21121605-001B | 18 | SVOC-8270-W | 1 | 1 | BNA+SIM.M |
| Dec2819.d | B21121605-001BMS | 19 | SVOC-8270-W | 1 | 1 | BNA+SIM.M |
| Dec2820.d | B21121605-002B | 20 | SVOC-8270-W | 1 | 1 | BNA+SIM.M |
| Dec2821.d | B21121605-003B | 21 | SVOC-8270-W | 1 | 1 | BNA+SIM.M |
| Dec2822.d | B21121606-001D | 22 | SVOC-8270-W | 1 | 1 | BNA+SIM.M |
| Dec2823.d | B21121606-002D | 23 | SVOC-8270-W | 1 | 1 | BNA+SIM.M |
| Dec2824.d | B21121606-003D | 24 | SVOC-8270-W | 1 | 1 | BNA+SIM.M |
| Dec2825.d | B21121606-004D | 25 | SVOC-8270-W | 1 | 1 | BNA+SIM.M |
| Dec2826.d | B21121606-005D | 26 | SVOC-8270-W | 1 | 1 | BNA+SIM.M |
| Dec2827.d | B21121609-001B | 27 | SVOC-8270-W | 1 | 1 | BNA+SIM.M |
| Dec2828.d | B21121611-001A | 28 | SVOC-8270-W | 1 | 1 | BNA+SIM.M |
| Dec2829.d | B21121613-001C | 29 | SVOC-8270-W | 1 | 1 | BNA+SIM.M |
| Dec2830.d | B21121613-002A | 30 | SVOC-8270-W | 1 | 1 | BNA+SIM.M |
| Dec2831.d | B21121616-001B | 31 | SVOC-8270-W | 1 | 1 | BNA+SIM.M |
| Dec2832.d | B21121622-001A | 32 | SVOC-8270-W | 1 | 1 | BNA+SIM.M |
| Dec2833.d | B21121622-002A | 33 | SVOC-8270-W | 1 | 1 | BNA+SIM.M |
| Dec2834.d | B21121622-003A | 34 | SVOC-8270-W | 1 | 1 | BNA+SIM.M |
| Dec2835.d | B21121623-001B | 35 | SVOC-8270-W | 1 | 1 | BNA+SIM.M |
| Dec2836.d | 28-Dec-21_CCV_36 | 36 | SVOC-8270-W | 1 | 1 | BNA+SIM.M |

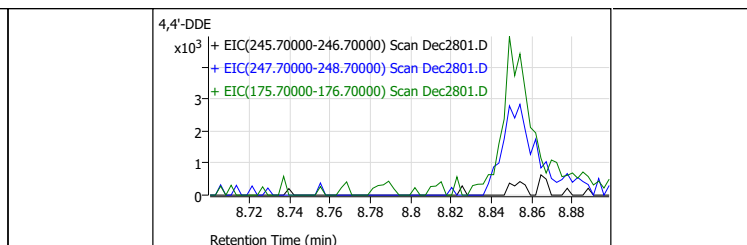
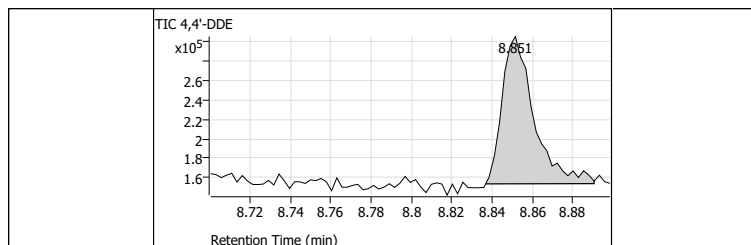
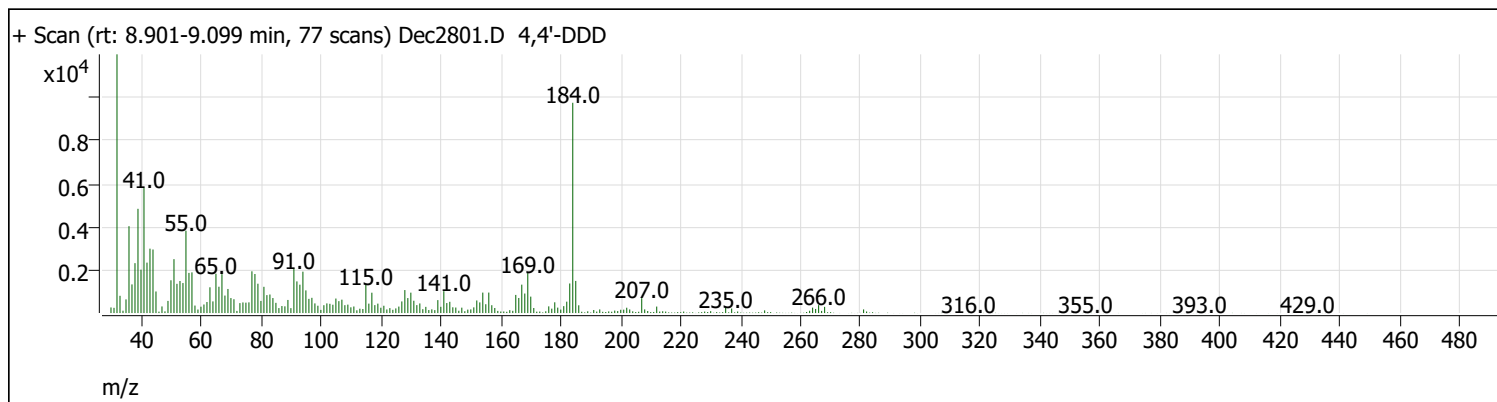
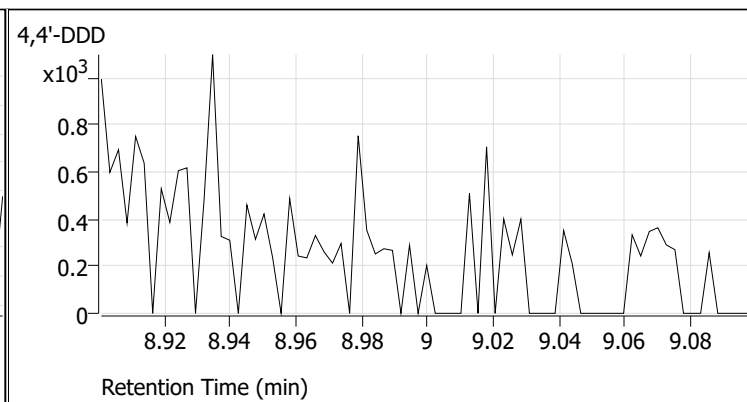
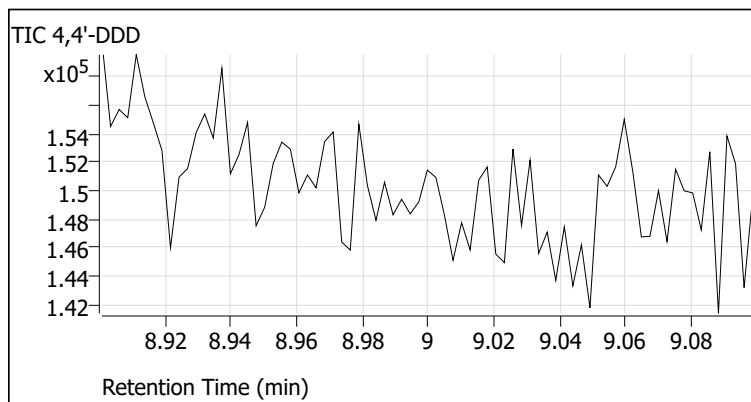
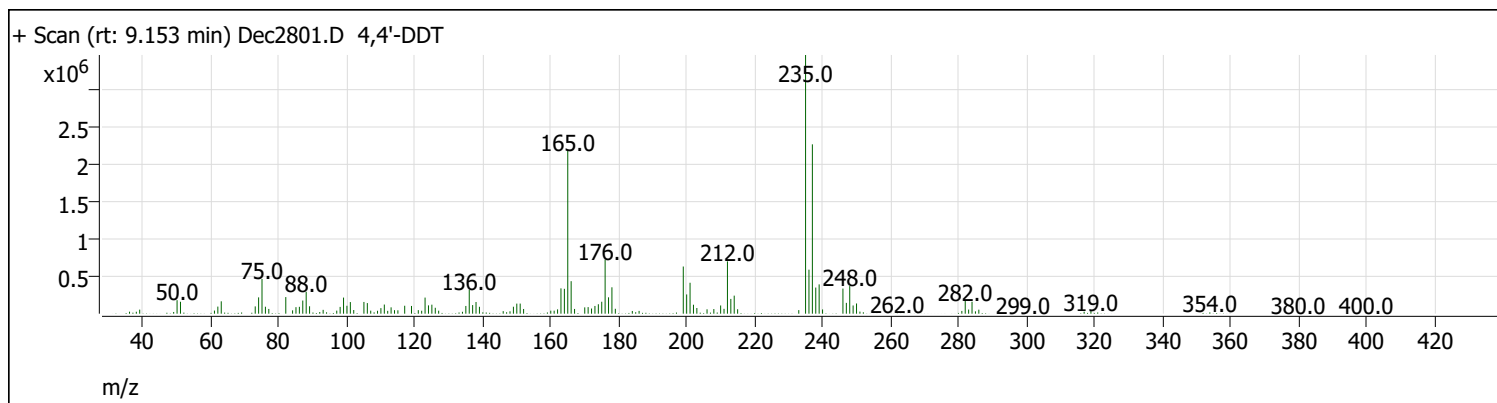
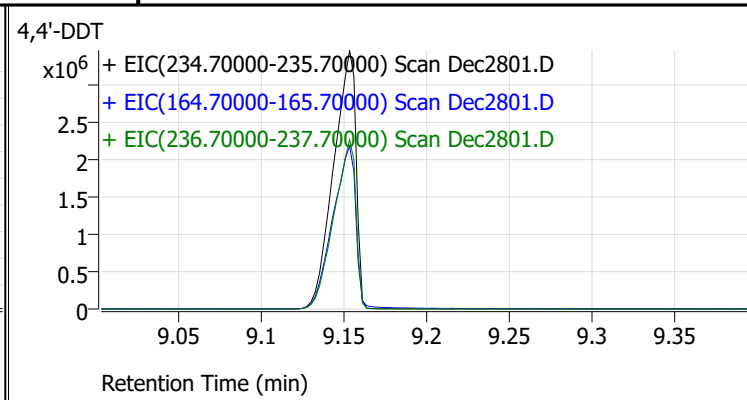
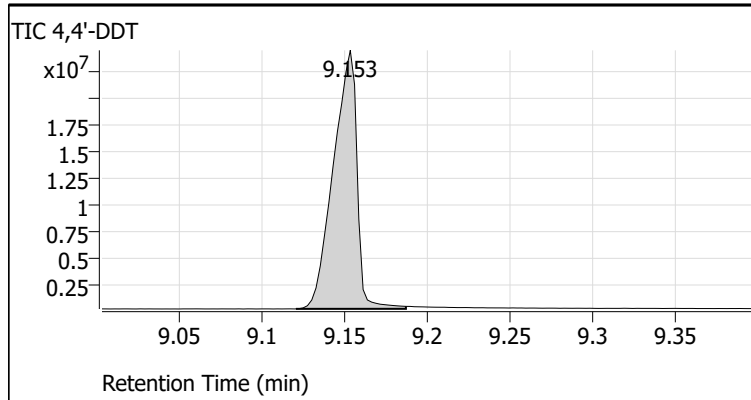
Tune Evaluation Report

Data Path: \\MASSHUNTER\Org\Data\SV5973N.I\sd122821\1 DOD bna\Dec2801.D
 Acq on: 12/28/2021 2:02:53 PM
 Operator: LIMS import
 Sample: 28-Dec-21_TUNE_1
 Inst Name: Instrument #1
 ALS Vial: 1
 Method: \\MASSHUNTER\Org\Data\SV5973N.I\DFTPP5973N625.m



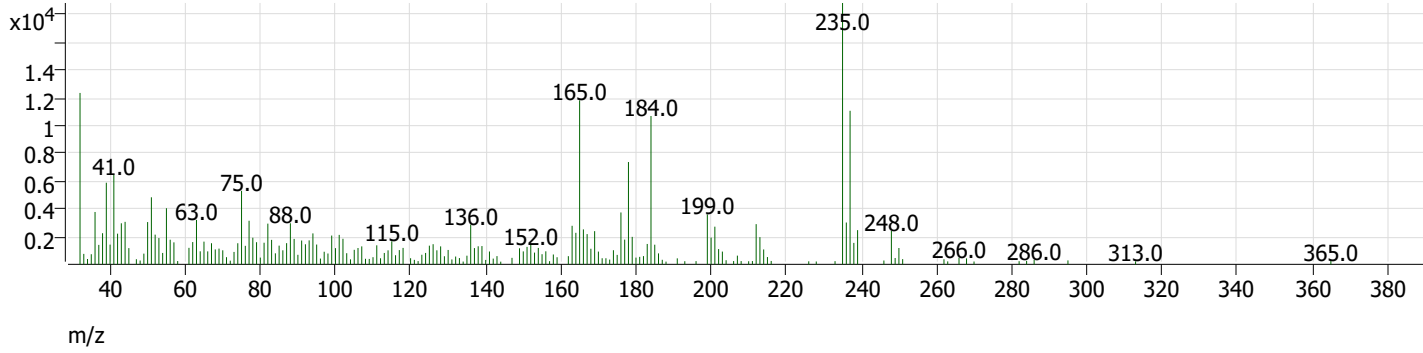
| Target Mass | Rel. To Mass | Lower Limit% | Upper Limit% | Rel. Abn% | Raw Abn | Pass/Fail |
|-------------|--------------|--------------|--------------|-----------|---------|-----------|
| 51 | 198 | 30 | 60 | 40.9 | 207330 | Pass |
| 68 | 69 | 0 | 2 | 0.8 | 1520 | Pass |
| 70 | 69 | 0 | 2 | 0.8 | 1639 | Pass |
| 127 | 198 | 40 | 60 | 55.4 | 281315 | Pass |
| 197 | 198 | 0 | 1 | 0.0 | 65 | Pass |
| 198 | 198 | 100 | 100 | 100.0 | 507395 | Pass |
| 199 | 198 | 5 | 9 | 6.9 | 34858 | Pass |
| 275 | 198 | 10 | 30 | 25.9 | 131403 | Pass |
| 365 | 198 | 1 | 100 | 2.7 | 13879 | Pass |
| 441 | 443 | 1E-10 | 150 | 23.2 | 10410 | Pass |
| 442 | 198 | 40 | 100 | 42.5 | 215836 | Pass |
| 443 | 442 | 17 | 23 | 20.8 | 44872 | Pass |
| 69 | 69 | 100 | 100 | 100.0 | 193697 | Pass |

Tune Evaluation Report



Tune Evaluation Report

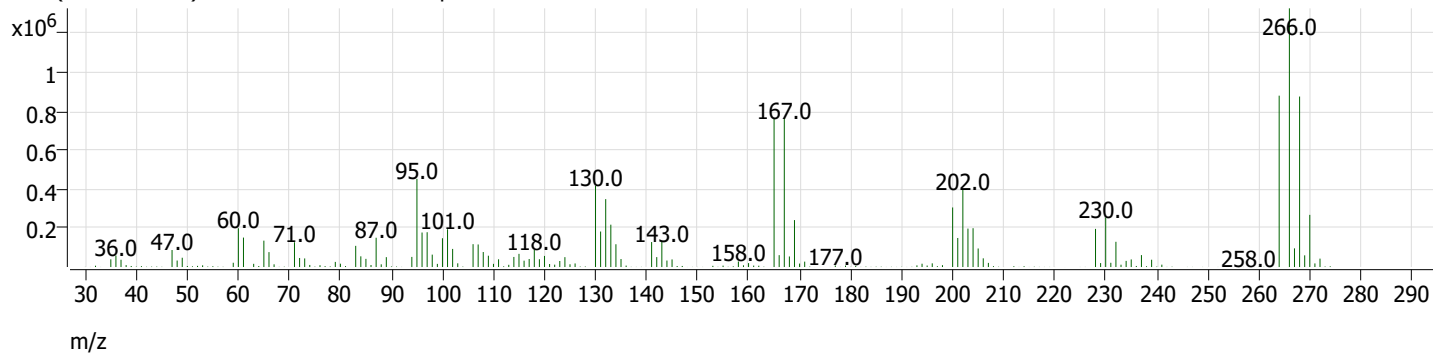
+ Scan (rt: 8.851 min) Dec2801.D 4,4'-DDE



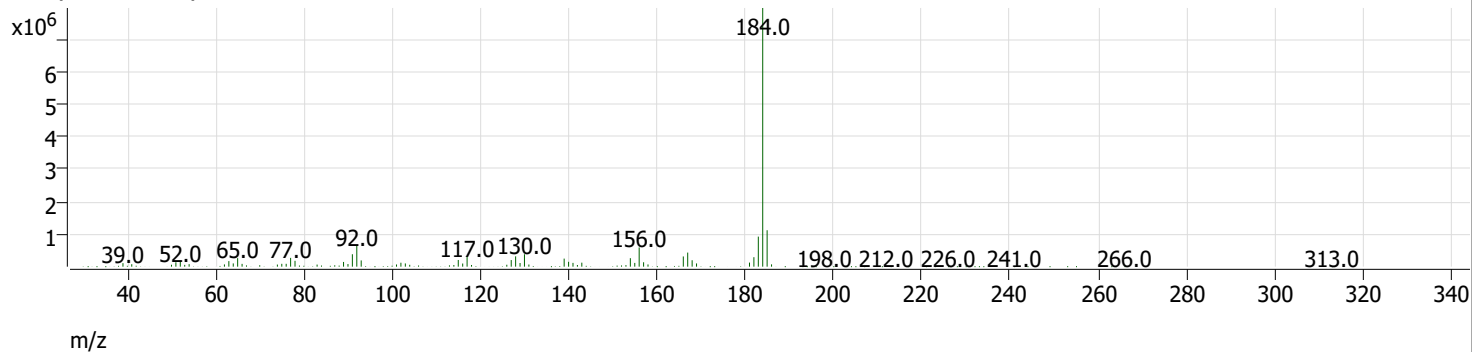
| Compound Name | Expected RT | Observed RT | TIC Area | Breakdown % | Pass/Fail |
|---------------|-------------|-------------|----------|-------------|-----------|
| 4,4'-DDT | 9.200 | 9.153 | 24392082 | 0.7 | Pass |
| 4,4'-DDD | 9.000 | 0.000 | 0 | | |
| 4,4'-DDE | 8.800 | 8.851 | 166312 | | |

Tune Evaluation Report

+ Scan (rt: 6.835 min) Dec2801.D Pentachlorophenol



+ Scan (rt: 8.365 min) Dec2801.D Benzidine



| Compound Name | Expected RT | Observed RT | Tailing Factor | PGF | Pass/Fail |
|-------------------|-------------|-------------|----------------|------|-----------|
| Pentachlorophenol | 6.900 | 6.835 | 0.4 | 37.2 | Pass |
| Benzidine | 8.500 | 8.365 | 0.3 | 23.2 | Pass |

Quantitative Analysis Results Summary Report

| | | | |
|---------------------|--|----------------------|-------------|
| Batch Path | \\MASSHUNTER\Org\Data\SV5973N.I\sd122821\1 DOD bna\QuantResults\122821 bna 1 CAL.batch.bin | Analyst Name | BL2000\sean |
| Analysis Time | 1/26/2022 3:44 PM | Reporter Name | BL2000\sean |
| Report Time | 1/26/2022 3:46:05 PM | Batch State | Processed |
| Last Calib Update | 12/29/2021 7:25 PM | Quant Report Version | 10.0 |
| Quant Batch Version | 10.0 | | |

Sequence Table

| Data File | sample Name | Sample Type | Vial Position | Inj Vol | Level | Acq Method File |
|-----------|-----------------|-------------|---------------|---------|-------|-----------------|
| Dec2802.D | 28-Dec-21_CAL_7 | Cal | 2 | 0 | 7 | BNA+SIM.M |
| Dec2803.D | 28-Dec-21_CAL_6 | Cal | 3 | 0 | 6 | BNA+SIM.M |
| Dec2804.D | 28-Dec-21_CAL_5 | Cal | 4 | 0 | 5 | BNA+SIM.M |
| Dec2805.D | 28-Dec-21_CAL_4 | Cal | 5 | 0 | 4 | BNA+SIM.M |
| Dec2806.D | 28-Dec-21_CAL_3 | Cal | 6 | 0 | 3 | BNA+SIM.M |
| Dec2807.D | 28-Dec-21_CAL_2 | Cal | 7 | 0 | 2 | BNA+SIM.M |
| Dec2808.D | 28-Dec-21_CAL_1 | Cal | 8 | 0 | 1 | BNA+SIM.M |

Quantitation Results

Compound: N-Nitrosodimethylamine

| Data File | Sample Type | ISTD | RT | Resp | ISTD Resp | Resp Ratio | Final Conc | Exp. Conc | Accuracy |
|-----------|-------------|------------------------|-------|--------|-----------|------------|------------|-----------|----------|
| Dec2802.D | Calibration | 1,4-Dichlorobenzene-d4 | 2.509 | 498429 | 360001 | 1.3845 | 137.3345 | 150.0000 | 91.6 |
| Dec2803.D | Calibration | 1,4-Dichlorobenzene-d4 | 2.489 | 447592 | 334133 | 1.3396 | 132.0049 | 120.0000 | 110.0 |
| Dec2804.D | Calibration | 1,4-Dichlorobenzene-d4 | 2.489 | 327207 | 295388 | 1.1077 | 105.8440 | 100.0000 | 105.8 |
| Dec2805.D | Calibration | 1,4-Dichlorobenzene-d4 | 2.489 | 221249 | 272994 | 0.8105 | 74.9882 | 75.0000 | 100.0 |
| Dec2806.D | Calibration | 1,4-Dichlorobenzene-d4 | 2.499 | 152937 | 301684 | 0.5069 | 45.9300 | 50.0000 | 91.9 |
| Dec2807.D | Calibration | 1,4-Dichlorobenzene-d4 | 2.489 | 19325 | 237856 | 0.0812 | 8.4103 | 10.0000 | 84.1 |
| Dec2808.D | Calibration | 1,4-Dichlorobenzene-d4 | 2.509 | 9914 | 268873 | 0.0369 | 4.6825 | 4.0000 | 117.1 |

Compound: Pyridine

| Data File | Sample Type | ISTD | RT | Resp | ISTD Resp | Resp Ratio | Final Conc | Exp. Conc | Accuracy |
|-----------|-------------|------------------------|-------|---------|-----------|------------|------------|-----------|----------|
| Dec2802.D | Calibration | 1,4-Dichlorobenzene-d4 | 2.540 | 1260889 | 360001 | 3.5025 | 139.8011 | 150.0000 | 93.2 |
| Dec2803.D | Calibration | 1,4-Dichlorobenzene-d4 | 2.520 | 1114395 | 334133 | 3.3352 | 131.9766 | 120.0000 | 110.0 |
| Dec2804.D | Calibration | 1,4-Dichlorobenzene-d4 | 2.520 | 781307 | 295388 | 2.6450 | 101.3866 | 100.0000 | 101.4 |
| Dec2805.D | Calibration | 1,4-Dichlorobenzene-d4 | 2.520 | 548983 | 272994 | 2.0110 | 75.3018 | 75.0000 | 100.4 |
| Dec2806.D | Calibration | 1,4-Dichlorobenzene-d4 | 2.530 | 389795 | 301684 | 1.2921 | 47.6122 | 50.0000 | 95.2 |
| Dec2807.D | Calibration | 1,4-Dichlorobenzene-d4 | 2.540 | 46110 | 237856 | 0.1939 | 8.4220 | 10.0000 | 84.2 |
| Dec2808.D | Calibration | 1,4-Dichlorobenzene-d4 | 2.560 | 22237 | 268873 | 0.0827 | 4.6343 | 4.0000 | 115.9 |

Compound: 2-Fluorophenol

| Data File | Sample Type | ISTD | RT | Resp | ISTD Resp | Resp Ratio | Final Conc | Exp. Conc | Accuracy |
|-----------|-------------|------------------------|-------|---------|-----------|------------|------------|-----------|----------|
| Dec2802.D | Calibration | 1,4-Dichlorobenzene-d4 | 3.715 | 1304432 | 360001 | 3.6234 | 148.7092 | 150.0000 | 99.1 |
| Dec2803.D | Calibration | 1,4-Dichlorobenzene-d4 | 3.704 | 993656 | 334133 | 2.9738 | 123.3804 | 120.0000 | 102.8 |
| Dec2804.D | Calibration | 1,4-Dichlorobenzene-d4 | 3.704 | 686470 | 295388 | 2.3240 | 97.5123 | 100.0000 | 97.5 |
| Dec2805.D | Calibration | 1,4-Dichlorobenzene-d4 | 3.704 | 483925 | 272994 | 1.7727 | 75.1287 | 75.0000 | 100.2 |
| Dec2806.D | Calibration | 1,4-Dichlorobenzene-d4 | 3.704 | 356677 | 301684 | 1.1823 | 50.6836 | 50.0000 | 101.4 |
| Dec2807.D | Calibration | 1,4-Dichlorobenzene-d4 | 3.704 | 50442 | 237856 | 0.2121 | 9.3601 | 10.0000 | 93.6 |

Quantitative Analysis Results Summary Report

Compound: 2-Fluorophenol

| Data File | Sample Type | ISTD | RT | Resp | ISTD Resp | Resp Ratio | Final Conc | Exp. Conc | Accuracy |
|-----------|-------------|------------------------|-------|-------|-----------|------------|------------|-----------|----------|
| Dec2808.D | Calibration | 1,4-Dichlorobenzene-d4 | 3.714 | 25199 | 268873 | 0.0937 | 4.2153 | 4.0000 | 105.4 |

Compound: Aniline

| Data File | Sample Type | ISTD | RT | Resp | ISTD Resp | Resp Ratio | Final Conc | Exp. Conc | Accuracy |
|-----------|-------------|------------------------|-------|---------|-----------|------------|------------|-----------|----------|
| Dec2802.D | Calibration | 1,4-Dichlorobenzene-d4 | 4.675 | 2558692 | 360001 | 7.1075 | 146.6255 | 150.0000 | 97.8 |
| Dec2803.D | Calibration | 1,4-Dichlorobenzene-d4 | 4.664 | 1991952 | 334133 | 5.9615 | 121.4886 | 120.0000 | 101.2 |
| Dec2804.D | Calibration | 1,4-Dichlorobenzene-d4 | 4.664 | 1486078 | 295388 | 5.0309 | 101.5759 | 100.0000 | 101.6 |
| Dec2805.D | Calibration | 1,4-Dichlorobenzene-d4 | 4.664 | 1094803 | 272994 | 4.0104 | 80.2192 | 75.0000 | 107.0 |
| Dec2806.D | Calibration | 1,4-Dichlorobenzene-d4 | 4.664 | 690910 | 301684 | 2.2902 | 45.2721 | 50.0000 | 90.5 |
| Dec2807.D | Calibration | 1,4-Dichlorobenzene-d4 | 4.664 | 111697 | 237856 | 0.4696 | 9.5901 | 10.0000 | 95.9 |
| Dec2808.D | Calibration | 1,4-Dichlorobenzene-d4 | 4.664 | 51406 | 268873 | 0.1912 | 4.2431 | 4.0000 | 106.1 |

Compound: Phenol-d5

| Data File | Sample Type | ISTD | RT | Resp | ISTD Resp | Resp Ratio | Final Conc | Exp. Conc | Accuracy |
|-----------|-------------|------------------------|-------|---------|-----------|------------|------------|-----------|----------|
| Dec2802.D | Calibration | 1,4-Dichlorobenzene-d4 | 4.695 | 1703585 | 360001 | 4.7322 | 147.8238 | 150.0000 | 98.5 |
| Dec2803.D | Calibration | 1,4-Dichlorobenzene-d4 | 4.685 | 1308583 | 334133 | 3.9164 | 118.6366 | 120.0000 | 98.9 |
| Dec2804.D | Calibration | 1,4-Dichlorobenzene-d4 | 4.685 | 1020605 | 295388 | 3.4551 | 103.0574 | 100.0000 | 103.1 |
| Dec2805.D | Calibration | 1,4-Dichlorobenzene-d4 | 4.685 | 742781 | 272994 | 2.7209 | 79.4129 | 75.0000 | 105.9 |
| Dec2806.D | Calibration | 1,4-Dichlorobenzene-d4 | 4.685 | 490430 | 301684 | 1.6256 | 46.3726 | 50.0000 | 92.7 |
| Dec2807.D | Calibration | 1,4-Dichlorobenzene-d4 | 4.685 | 72240 | 237856 | 0.3037 | 9.3805 | 10.0000 | 93.8 |
| Dec2808.D | Calibration | 1,4-Dichlorobenzene-d4 | 4.685 | 30586 | 268873 | 0.1138 | 4.2864 | 4.0000 | 107.2 |

Compound: Phenol

| Data File | Sample Type | ISTD | RT | Resp | ISTD Resp | Resp Ratio | Final Conc | Exp. Conc | Accuracy |
|-----------|-------------|------------------------|-------|---------|-----------|------------|------------|-----------|----------|
| Dec2802.D | Calibration | 1,4-Dichlorobenzene-d4 | 4.705 | 1992679 | 360001 | 5.5352 | 153.9390 | 150.0000 | 102.6 |
| Dec2803.D | Calibration | 1,4-Dichlorobenzene-d4 | 4.695 | 1382075 | 334133 | 4.1363 | 111.4617 | 120.0000 | 92.9 |
| Dec2804.D | Calibration | 1,4-Dichlorobenzene-d4 | 4.695 | 1108149 | 295388 | 3.7515 | 100.3250 | 100.0000 | 100.3 |
| Dec2805.D | Calibration | 1,4-Dichlorobenzene-d4 | 4.695 | 850482 | 272994 | 3.1154 | 82.3719 | 75.0000 | 109.8 |
| Dec2806.D | Calibration | 1,4-Dichlorobenzene-d4 | 4.695 | 549306 | 301684 | 1.8208 | 47.4113 | 50.0000 | 94.8 |
| Dec2807.D | Calibration | 1,4-Dichlorobenzene-d4 | 4.695 | 78375 | 237856 | 0.3295 | 9.4014 | 10.0000 | 94.0 |
| Dec2808.D | Calibration | 1,4-Dichlorobenzene-d4 | 4.695 | 32179 | 268873 | 0.1197 | 4.2255 | 4.0000 | 105.6 |

Compound: bis(-2-Chloroethyl)Ether

| Data File | Sample Type | ISTD | RT | Resp | ISTD Resp | Resp Ratio | Final Conc | Exp. Conc | Accuracy |
|-----------|-------------|------------------------|-------|---------|-----------|------------|------------|-----------|----------|
| Dec2802.D | Calibration | 1,4-Dichlorobenzene-d4 | 4.756 | 1407901 | 360001 | 3.9108 | 139.4103 | 150.0000 | 92.9 |
| Dec2803.D | Calibration | 1,4-Dichlorobenzene-d4 | 4.756 | 1242545 | 334133 | 3.7187 | 130.3160 | 120.0000 | 108.6 |
| Dec2804.D | Calibration | 1,4-Dichlorobenzene-d4 | 4.756 | 915490 | 295388 | 3.0993 | 103.4876 | 100.0000 | 103.5 |
| Dec2805.D | Calibration | 1,4-Dichlorobenzene-d4 | 4.756 | 653819 | 272994 | 2.3950 | 76.4360 | 75.0000 | 101.9 |
| Dec2806.D | Calibration | 1,4-Dichlorobenzene-d4 | 4.756 | 448120 | 301684 | 1.4854 | 45.3023 | 50.0000 | 90.6 |
| Dec2807.D | Calibration | 1,4-Dichlorobenzene-d4 | 4.756 | 76522 | 237856 | 0.3217 | 9.8831 | 10.0000 | 98.8 |
| Dec2808.D | Calibration | 1,4-Dichlorobenzene-d4 | 4.756 | 32469 | 268873 | 0.1208 | 4.1585 | 4.0000 | 104.0 |

Quantitative Analysis Results Summary Report

Compound: 2-Chlorophenol

| Data File | Sample Type | ISTD | RT | Resp | ISTD Resp | Resp Ratio | Final Conc | Exp. Conc | Accuracy |
|-----------|-------------|------------------------|-------|---------|-----------|------------|------------|-----------|----------|
| Dec2802.D | Calibration | 1,4-Dichlorobenzene-d4 | 4.797 | 1220197 | 360001 | 3.3894 | 141.6745 | 150.0000 | 94.4 |
| Dec2803.D | Calibration | 1,4-Dichlorobenzene-d4 | 4.797 | 1041235 | 334133 | 3.1162 | 124.5218 | 120.0000 | 103.8 |
| Dec2804.D | Calibration | 1,4-Dichlorobenzene-d4 | 4.797 | 813213 | 295388 | 2.7530 | 104.7723 | 100.0000 | 104.8 |
| Dec2805.D | Calibration | 1,4-Dichlorobenzene-d4 | 4.787 | 591097 | 272994 | 2.1652 | 77.4712 | 75.0000 | 103.3 |
| Dec2806.D | Calibration | 1,4-Dichlorobenzene-d4 | 4.797 | 411326 | 301684 | 1.3634 | 45.9706 | 50.0000 | 91.9 |
| Dec2807.D | Calibration | 1,4-Dichlorobenzene-d4 | 4.787 | 65522 | 237856 | 0.2755 | 9.6777 | 10.0000 | 96.8 |
| Dec2808.D | Calibration | 1,4-Dichlorobenzene-d4 | 4.797 | 25799 | 268873 | 0.0960 | 4.1988 | 4.0000 | 105.0 |

Compound: 1,3-Dichlorobenzene

| Data File | Sample Type | ISTD | RT | Resp | ISTD Resp | Resp Ratio | Final Conc | Exp. Conc | Accuracy |
|-----------|-------------|------------------------|-------|---------|-----------|------------|------------|-----------|----------|
| Dec2802.D | Calibration | 1,4-Dichlorobenzene-d4 | 4.950 | 1930797 | 360001 | 5.3633 | 147.6236 | 150.0000 | 98.4 |
| Dec2803.D | Calibration | 1,4-Dichlorobenzene-d4 | 4.940 | 1429995 | 334133 | 4.2797 | 117.7978 | 120.0000 | 98.2 |
| Dec2804.D | Calibration | 1,4-Dichlorobenzene-d4 | 4.940 | 1040847 | 295388 | 3.5237 | 96.9875 | 100.0000 | 97.0 |
| Dec2805.D | Calibration | 1,4-Dichlorobenzene-d4 | 4.940 | 745868 | 272994 | 2.7322 | 75.2025 | 75.0000 | 100.3 |
| Dec2806.D | Calibration | 1,4-Dichlorobenzene-d4 | 4.940 | 521538 | 301684 | 1.7288 | 47.5836 | 50.0000 | 95.2 |
| Dec2807.D | Calibration | 1,4-Dichlorobenzene-d4 | 4.940 | 87124 | 237856 | 0.3663 | 10.0819 | 10.0000 | 100.8 |
| Dec2808.D | Calibration | 1,4-Dichlorobenzene-d4 | 4.940 | 43050 | 268873 | 0.1601 | 4.4070 | 4.0000 | 110.2 |

Compound: 1,4-Dichlorobenzene

| Data File | Sample Type | ISTD | RT | Resp | ISTD Resp | Resp Ratio | Final Conc | Exp. Conc | Accuracy |
|-----------|-------------|------------------------|-------|---------|-----------|------------|------------|-----------|----------|
| Dec2802.D | Calibration | 1,4-Dichlorobenzene-d4 | 5.032 | 1983474 | 360001 | 5.5096 | 153.7720 | 150.0000 | 102.5 |
| Dec2803.D | Calibration | 1,4-Dichlorobenzene-d4 | 5.022 | 1363825 | 334133 | 4.0817 | 113.9183 | 120.0000 | 94.9 |
| Dec2804.D | Calibration | 1,4-Dichlorobenzene-d4 | 5.022 | 1031841 | 295388 | 3.4932 | 97.4931 | 100.0000 | 97.5 |
| Dec2805.D | Calibration | 1,4-Dichlorobenzene-d4 | 5.022 | 728234 | 272994 | 2.6676 | 74.4513 | 75.0000 | 99.3 |
| Dec2806.D | Calibration | 1,4-Dichlorobenzene-d4 | 5.022 | 518411 | 301684 | 1.7184 | 47.9598 | 50.0000 | 95.9 |
| Dec2807.D | Calibration | 1,4-Dichlorobenzene-d4 | 5.022 | 85619 | 237856 | 0.3600 | 10.0464 | 10.0000 | 100.5 |
| Dec2808.D | Calibration | 1,4-Dichlorobenzene-d4 | 5.022 | 42160 | 268873 | 0.1568 | 4.3763 | 4.0000 | 109.4 |

Compound: 1,2-Dichlorobenzene

| Data File | Sample Type | ISTD | RT | Resp | ISTD Resp | Resp Ratio | Final Conc | Exp. Conc | Accuracy |
|-----------|-------------|------------------------|-------|---------|-----------|------------|------------|-----------|----------|
| Dec2802.D | Calibration | 1,4-Dichlorobenzene-d4 | 5.185 | 1840258 | 360001 | 5.1118 | 136.2123 | 150.0000 | 90.8 |
| Dec2803.D | Calibration | 1,4-Dichlorobenzene-d4 | 5.185 | 1515861 | 334133 | 4.5367 | 120.8873 | 120.0000 | 100.7 |
| Dec2804.D | Calibration | 1,4-Dichlorobenzene-d4 | 5.185 | 1076999 | 295388 | 3.6460 | 97.1544 | 100.0000 | 97.2 |
| Dec2805.D | Calibration | 1,4-Dichlorobenzene-d4 | 5.185 | 765045 | 272994 | 2.8024 | 74.6750 | 75.0000 | 99.6 |
| Dec2806.D | Calibration | 1,4-Dichlorobenzene-d4 | 5.185 | 565230 | 301684 | 1.8736 | 49.9246 | 50.0000 | 99.8 |
| Dec2807.D | Calibration | 1,4-Dichlorobenzene-d4 | 5.185 | 91119 | 237856 | 0.3831 | 10.2079 | 10.0000 | 102.1 |
| Dec2808.D | Calibration | 1,4-Dichlorobenzene-d4 | 5.185 | 44318 | 268873 | 0.1648 | 4.3921 | 4.0000 | 109.8 |

Compound: Benzyl Alcohol

| Data File | Sample Type | ISTD | RT | Resp | ISTD Resp | Resp Ratio | Final Conc | Exp. Conc | Accuracy |
|-----------|-------------|------------------------|-------|--------|-----------|------------|------------|-----------|----------|
| Dec2802.D | Calibration | 1,4-Dichlorobenzene-d4 | 5.195 | 800268 | 360001 | 2.2230 | 137.2928 | 150.0000 | 91.5 |
| Dec2803.D | Calibration | 1,4-Dichlorobenzene-d4 | 5.195 | 696740 | 334133 | 2.0852 | 126.4328 | 120.0000 | 105.4 |

Quantitative Analysis Results Summary Report

Compound: Benzyl Alcohol

| Data File | Sample Type | ISTD | RT | Resp | ISTD Resp | Resp Ratio | Final Conc | Exp. Conc | Accuracy |
|-----------|-------------|------------------------|-------|--------|-----------|------------|------------|-----------|----------|
| Dec2804.D | Calibration | 1,4-Dichlorobenzene-d4 | 5.196 | 556659 | 295388 | 1.8845 | 111.5430 | 100.0000 | 111.5 |
| Dec2805.D | Calibration | 1,4-Dichlorobenzene-d4 | 5.195 | 372379 | 272994 | 1.3641 | 76.8767 | 75.0000 | 102.5 |
| Dec2806.D | Calibration | 1,4-Dichlorobenzene-d4 | 5.185 | 237749 | 301684 | 0.7881 | 43.2433 | 50.0000 | 86.5 |
| Dec2807.D | Calibration | 1,4-Dichlorobenzene-d4 | 5.185 | 31783 | 237856 | 0.1336 | 9.1906 | 10.0000 | 91.9 |
| Dec2808.D | Calibration | 1,4-Dichlorobenzene-d4 | 5.195 | 9902 | 268873 | 0.0368 | 4.4500 | 4.0000 | 111.3 |

Compound: bis(2-chloroisopropyl)Ether

| Data File | Sample Type | ISTD | RT | Resp | ISTD Resp | Resp Ratio | Final Conc | Exp. Conc | Accuracy |
|-----------|-------------|------------------------|-------|--------|-----------|------------|------------|-----------|----------|
| Dec2802.D | Calibration | 1,4-Dichlorobenzene-d4 | 5.349 | 547889 | 360001 | 1.5219 | 133.5047 | 150.0000 | 89.0 |
| Dec2803.D | Calibration | 1,4-Dichlorobenzene-d4 | 5.338 | 440255 | 334133 | 1.3176 | 115.5825 | 120.0000 | 96.3 |
| Dec2804.D | Calibration | 1,4-Dichlorobenzene-d4 | 5.339 | 350887 | 295388 | 1.1879 | 104.2033 | 100.0000 | 104.2 |
| Dec2805.D | Calibration | 1,4-Dichlorobenzene-d4 | 5.338 | 261263 | 272994 | 0.9570 | 83.9522 | 75.0000 | 111.9 |
| Dec2806.D | Calibration | 1,4-Dichlorobenzene-d4 | 5.348 | 168351 | 301684 | 0.5580 | 48.9521 | 50.0000 | 97.9 |
| Dec2807.D | Calibration | 1,4-Dichlorobenzene-d4 | 5.349 | 29790 | 237856 | 0.1252 | 10.9865 | 10.0000 | 109.9 |
| Dec2808.D | Calibration | 1,4-Dichlorobenzene-d4 | 5.349 | 11129 | 268873 | 0.0414 | 3.6308 | 4.0000 | 90.8 |

Compound: 2-Methylphenol

| Data File | Sample Type | ISTD | RT | Resp | ISTD Resp | Resp Ratio | Final Conc | Exp. Conc | Accuracy |
|-----------|-------------|------------------------|-------|---------|-----------|------------|------------|-----------|----------|
| Dec2802.D | Calibration | 1,4-Dichlorobenzene-d4 | 5.349 | 1401347 | 360001 | 3.8926 | 150.4175 | 150.0000 | 100.3 |
| Dec2803.D | Calibration | 1,4-Dichlorobenzene-d4 | 5.338 | 1043069 | 334133 | 3.1217 | 117.0152 | 120.0000 | 97.5 |
| Dec2804.D | Calibration | 1,4-Dichlorobenzene-d4 | 5.339 | 810527 | 295388 | 2.7439 | 101.4876 | 100.0000 | 101.5 |
| Dec2805.D | Calibration | 1,4-Dichlorobenzene-d4 | 5.338 | 588001 | 272994 | 2.1539 | 78.1861 | 75.0000 | 104.2 |
| Dec2806.D | Calibration | 1,4-Dichlorobenzene-d4 | 5.338 | 407111 | 301684 | 1.3495 | 48.0435 | 50.0000 | 96.1 |
| Dec2807.D | Calibration | 1,4-Dichlorobenzene-d4 | 5.338 | 61876 | 237856 | 0.2601 | 9.7364 | 10.0000 | 97.4 |
| Dec2808.D | Calibration | 1,4-Dichlorobenzene-d4 | 5.338 | 25324 | 268873 | 0.0942 | 4.1220 | 4.0000 | 103.1 |

Compound: N-nitroso-Di-n-propylamine

| Data File | Sample Type | ISTD | RT | Resp | ISTD Resp | Resp Ratio | Final Conc | Exp. Conc | Accuracy |
|-----------|-------------|------------------------|-------|--------|-----------|------------|------------|-----------|----------|
| Dec2802.D | Calibration | 1,4-Dichlorobenzene-d4 | 5.502 | 913674 | 360001 | 2.5380 | 136.4744 | 150.0000 | 91.0 |
| Dec2803.D | Calibration | 1,4-Dichlorobenzene-d4 | 5.502 | 818919 | 334133 | 2.4509 | 130.1958 | 120.0000 | 108.5 |
| Dec2804.D | Calibration | 1,4-Dichlorobenzene-d4 | 5.492 | 625192 | 295388 | 2.1165 | 107.8306 | 100.0000 | 107.8 |
| Dec2805.D | Calibration | 1,4-Dichlorobenzene-d4 | 5.492 | 436883 | 272994 | 1.6003 | 77.3567 | 75.0000 | 103.1 |
| Dec2806.D | Calibration | 1,4-Dichlorobenzene-d4 | 5.491 | 283771 | 301684 | 0.9406 | 43.2910 | 50.0000 | 86.6 |
| Dec2807.D | Calibration | 1,4-Dichlorobenzene-d4 | 5.492 | 48099 | 237856 | 0.2022 | 9.5973 | 10.0000 | 96.0 |
| Dec2808.D | Calibration | 1,4-Dichlorobenzene-d4 | 5.502 | 21092 | 268873 | 0.0784 | 4.3037 | 4.0000 | 107.6 |

Compound: 4Methylphenol/3Methylphenol

| Data File | Sample Type | ISTD | RT | Resp | ISTD Resp | Resp Ratio | Final Conc | Exp. Conc | Accuracy |
|-----------|-------------|------------------------|-------|---------|-----------|------------|------------|-----------|----------|
| Dec2802.D | Calibration | 1,4-Dichlorobenzene-d4 | 5.533 | 1908599 | 360001 | 5.3017 | 151.3538 | 150.0000 | 100.9 |
| Dec2803.D | Calibration | 1,4-Dichlorobenzene-d4 | 5.522 | 1410963 | 334133 | 4.2228 | 118.0867 | 120.0000 | 98.4 |
| Dec2804.D | Calibration | 1,4-Dichlorobenzene-d4 | 5.522 | 1052442 | 295388 | 3.5629 | 98.4607 | 100.0000 | 98.5 |
| Dec2805.D | Calibration | 1,4-Dichlorobenzene-d4 | 5.522 | 783926 | 272994 | 2.8716 | 78.4303 | 75.0000 | 104.6 |

Quantitative Analysis Results Summary Report

Compound: 4Methylphenol/3Methylphenol

| Data File | Sample Type | ISTD | RT | Resp | ISTD Resp | Resp Ratio | Final Conc | Exp. Conc | Accuracy |
|-----------|-------------|------------------------|-------|--------|-----------|------------|------------|-----------|----------|
| Dec2806.D | Calibration | 1,4-Dichlorobenzene-d4 | 5.522 | 544708 | 301684 | 1.8056 | 48.5170 | 50.0000 | 97.0 |
| Dec2807.D | Calibration | 1,4-Dichlorobenzene-d4 | 5.522 | 91042 | 237856 | 0.3828 | 10.2403 | 10.0000 | 102.4 |
| Dec2808.D | Calibration | 1,4-Dichlorobenzene-d4 | 5.522 | 38140 | 268873 | 0.1419 | 3.9295 | 4.0000 | 98.2 |

Compound: Hexachloroethane

| Data File | Sample Type | ISTD | RT | Resp | ISTD Resp | Resp Ratio | Final Conc | Exp. Conc | Accuracy |
|-----------|-------------|------------------------|-------|--------|-----------|------------|------------|-----------|----------|
| Dec2802.D | Calibration | 1,4-Dichlorobenzene-d4 | 5.553 | 495373 | 360001 | 1.3760 | 148.8241 | 150.0000 | 99.2 |
| Dec2803.D | Calibration | 1,4-Dichlorobenzene-d4 | 5.553 | 373544 | 334133 | 1.1179 | 118.1253 | 120.0000 | 98.4 |
| Dec2804.D | Calibration | 1,4-Dichlorobenzene-d4 | 5.553 | 292032 | 295388 | 0.9886 | 103.3343 | 100.0000 | 103.3 |
| Dec2805.D | Calibration | 1,4-Dichlorobenzene-d4 | 5.553 | 204692 | 272994 | 0.7498 | 76.9337 | 75.0000 | 102.6 |
| Dec2806.D | Calibration | 1,4-Dichlorobenzene-d4 | 5.553 | 144330 | 301684 | 0.4784 | 48.2244 | 50.0000 | 96.4 |
| Dec2807.D | Calibration | 1,4-Dichlorobenzene-d4 | 5.553 | 21528 | 237856 | 0.0905 | 9.2485 | 10.0000 | 92.5 |
| Dec2808.D | Calibration | 1,4-Dichlorobenzene-d4 | 5.553 | 10665 | 268873 | 0.0397 | 4.3009 | 4.0000 | 107.5 |

Compound: Nitrobenzene-d5

| Data File | Sample Type | ISTD | RT | Resp | ISTD Resp | Resp Ratio | Final Conc | Exp. Conc | Accuracy |
|-----------|-------------|------------------------|-------|--------|-----------|------------|------------|-----------|----------|
| Dec2802.D | Calibration | 1,4-Dichlorobenzene-d4 | 5.635 | 862470 | 360001 | 2.3957 | 146.4511 | 150.0000 | 97.6 |
| Dec2803.D | Calibration | 1,4-Dichlorobenzene-d4 | 5.635 | 669497 | 334133 | 2.0037 | 121.1593 | 120.0000 | 101.0 |
| Dec2804.D | Calibration | 1,4-Dichlorobenzene-d4 | 5.624 | 511730 | 295388 | 1.7324 | 103.9889 | 100.0000 | 104.0 |
| Dec2805.D | Calibration | 1,4-Dichlorobenzene-d4 | 5.624 | 356708 | 272994 | 1.3067 | 77.5550 | 75.0000 | 103.4 |
| Dec2806.D | Calibration | 1,4-Dichlorobenzene-d4 | 5.624 | 235877 | 301684 | 0.7819 | 45.7781 | 50.0000 | 91.6 |
| Dec2807.D | Calibration | 1,4-Dichlorobenzene-d4 | 5.624 | 41252 | 237856 | 0.1734 | 9.9655 | 10.0000 | 99.7 |
| Dec2808.D | Calibration | 1,4-Dichlorobenzene-d4 | 5.624 | 19437 | 268873 | 0.0723 | 4.1129 | 4.0000 | 102.8 |

Compound: Nitrobenzene

| Data File | Sample Type | ISTD | RT | Resp | ISTD Resp | Resp Ratio | Final Conc | Exp. Conc | Accuracy |
|-----------|-------------|------------------------|-------|--------|-----------|------------|------------|-----------|----------|
| Dec2802.D | Calibration | 1,4-Dichlorobenzene-d4 | 5.655 | 400624 | 360001 | 1.1128 | 135.3937 | 150.0000 | 90.3 |
| Dec2803.D | Calibration | 1,4-Dichlorobenzene-d4 | 5.655 | 369448 | 334133 | 1.1057 | 134.3813 | 120.0000 | 112.0 |
| Dec2804.D | Calibration | 1,4-Dichlorobenzene-d4 | 5.655 | 268167 | 295388 | 0.9078 | 107.3631 | 100.0000 | 107.4 |
| Dec2805.D | Calibration | 1,4-Dichlorobenzene-d4 | 5.645 | 179853 | 272994 | 0.6588 | 75.7172 | 75.0000 | 101.0 |
| Dec2806.D | Calibration | 1,4-Dichlorobenzene-d4 | 5.645 | 113263 | 301684 | 0.3754 | 42.2817 | 50.0000 | 84.6 |
| Dec2807.D | Calibration | 1,4-Dichlorobenzene-d4 | 5.645 | 19708 | 237856 | 0.0829 | 10.0839 | 10.0000 | 100.8 |
| Dec2808.D | Calibration | 1,4-Dichlorobenzene-d4 | 5.645 | 7300 | 268873 | 0.0271 | 4.1835 | 4.0000 | 104.6 |

Compound: Isophorone

| Data File | Sample Type | ISTD | RT | Resp | ISTD Resp | Resp Ratio | Final Conc | Exp. Conc | Accuracy |
|-----------|-------------|----------------|-------|---------|-----------|------------|------------|-----------|----------|
| Dec2802.D | Calibration | Naphthalene-d8 | 5.972 | 2047574 | 1100179 | 1.8611 | 145.9146 | 150.0000 | 97.3 |
| Dec2803.D | Calibration | Naphthalene-d8 | 5.951 | 1590821 | 1008645 | 1.5772 | 124.8621 | 120.0000 | 104.1 |
| Dec2804.D | Calibration | Naphthalene-d8 | 5.951 | 1242317 | 982234 | 1.2648 | 101.2808 | 100.0000 | 101.3 |
| Dec2805.D | Calibration | Naphthalene-d8 | 5.951 | 909801 | 983102 | 0.9254 | 75.1387 | 75.0000 | 100.2 |
| Dec2806.D | Calibration | Naphthalene-d8 | 5.941 | 576232 | 989812 | 0.5822 | 48.0995 | 50.0000 | 96.2 |
| Dec2807.D | Calibration | Naphthalene-d8 | 5.941 | 91235 | 873695 | 0.1044 | 9.3932 | 10.0000 | 93.9 |

Quantitative Analysis Results Summary Report

Compound: Isophorone

| Data File | Sample Type | ISTD | RT | Resp | ISTD Resp | Resp Ratio | Final Conc | Exp. Conc | Accuracy |
|-----------|-------------|----------------|-------|-------|-----------|------------|------------|-----------|----------|
| Dec2808.D | Calibration | Naphthalene-d8 | 5.951 | 38130 | 896270 | 0.0425 | 4.2823 | 4.0000 | 107.1 |

Compound: 2-Nitrophenol

| Data File | Sample Type | ISTD | RT | Resp | ISTD Resp | Resp Ratio | Final Conc | Exp. Conc | Accuracy |
|-----------|-------------|----------------|-------|--------|-----------|------------|------------|-----------|----------|
| Dec2802.D | Calibration | Naphthalene-d8 | 6.013 | 340485 | 1100179 | 0.3095 | 145.6437 | 150.0000 | 97.1 |
| Dec2803.D | Calibration | Naphthalene-d8 | 6.013 | 267354 | 1008645 | 0.2651 | 125.4056 | 120.0000 | 104.5 |
| Dec2804.D | Calibration | Naphthalene-d8 | 6.013 | 205593 | 982234 | 0.2093 | 99.7953 | 100.0000 | 99.8 |
| Dec2805.D | Calibration | Naphthalene-d8 | 6.013 | 158728 | 983102 | 0.1615 | 77.6213 | 75.0000 | 103.5 |
| Dec2806.D | Calibration | Naphthalene-d8 | 6.013 | 94470 | 989812 | 0.0954 | 46.7359 | 50.0000 | 93.5 |
| Dec2807.D | Calibration | Naphthalene-d8 | 6.013 | 14778 | 873695 | 0.0169 | 9.5317 | 10.0000 | 95.3 |
| Dec2808.D | Calibration | Naphthalene-d8 | 6.013 | 5251 | 896270 | 0.0059 | 4.2523 | 4.0000 | 106.3 |

Compound: 2,4-Dimethylphenol

| Data File | Sample Type | ISTD | RT | Resp | ISTD Resp | Resp Ratio | Final Conc | Exp. Conc | Accuracy |
|-----------|-------------|----------------|-------|---------|-----------|------------|------------|-----------|----------|
| Dec2802.D | Calibration | Naphthalene-d8 | 6.126 | 1083439 | 1100179 | 0.9848 | 139.5556 | 150.0000 | 93.0 |
| Dec2803.D | Calibration | Naphthalene-d8 | 6.126 | 936705 | 1008645 | 0.9287 | 131.5068 | 120.0000 | 109.6 |
| Dec2804.D | Calibration | Naphthalene-d8 | 6.126 | 730056 | 982234 | 0.7433 | 105.0220 | 100.0000 | 105.0 |
| Dec2805.D | Calibration | Naphthalene-d8 | 6.126 | 514302 | 983102 | 0.5231 | 73.8020 | 75.0000 | 98.4 |
| Dec2806.D | Calibration | Naphthalene-d8 | 6.116 | 318863 | 989812 | 0.3221 | 45.5006 | 50.0000 | 91.0 |
| Dec2807.D | Calibration | Naphthalene-d8 | 6.116 | 54520 | 873695 | 0.0624 | 9.2121 | 10.0000 | 92.1 |
| Dec2808.D | Calibration | Naphthalene-d8 | 6.126 | 25126 | 896270 | 0.0280 | 4.4344 | 4.0000 | 110.9 |

Compound: bis(-2-Chloroethoxy)Methane

| Data File | Sample Type | ISTD | RT | Resp | ISTD Resp | Resp Ratio | Final Conc | Exp. Conc | Accuracy |
|-----------|-------------|----------------|-------|---------|-----------|------------|------------|-----------|----------|
| Dec2802.D | Calibration | Naphthalene-d8 | 6.218 | 1341138 | 1100179 | 1.2190 | 139.9918 | 150.0000 | 93.3 |
| Dec2803.D | Calibration | Naphthalene-d8 | 6.218 | 1152975 | 1008645 | 1.1431 | 129.9580 | 120.0000 | 108.3 |
| Dec2804.D | Calibration | Naphthalene-d8 | 6.218 | 929699 | 982234 | 0.9465 | 105.0635 | 100.0000 | 105.1 |
| Dec2805.D | Calibration | Naphthalene-d8 | 6.218 | 677158 | 983102 | 0.6888 | 74.4560 | 75.0000 | 99.3 |
| Dec2806.D | Calibration | Naphthalene-d8 | 6.218 | 426726 | 989812 | 0.4311 | 45.7598 | 50.0000 | 91.5 |
| Dec2807.D | Calibration | Naphthalene-d8 | 6.218 | 74011 | 873695 | 0.0847 | 9.6421 | 10.0000 | 96.4 |
| Dec2808.D | Calibration | Naphthalene-d8 | 6.218 | 27704 | 896270 | 0.0309 | 4.2527 | 4.0000 | 106.3 |

Compound: Benzoic Acid

| Data File | Sample Type | ISTD | RT | Resp | ISTD Resp | Resp Ratio | Final Conc | Exp. Conc | Accuracy |
|-----------|-------------|----------------|-------|--------|-----------|------------|------------|-----------|----------|
| Dec2802.D | Calibration | Naphthalene-d8 | 6.352 | 576044 | 1100179 | 0.5236 | 143.4750 | 150.0000 | 95.6 |
| Dec2803.D | Calibration | Naphthalene-d8 | 6.321 | 459947 | 1008645 | 0.4560 | 123.5393 | 120.0000 | 102.9 |
| Dec2804.D | Calibration | Naphthalene-d8 | 6.321 | 383015 | 982234 | 0.3899 | 104.6118 | 100.0000 | 104.6 |
| Dec2805.D | Calibration | Naphthalene-d8 | 6.301 | 290769 | 983102 | 0.2958 | 78.4974 | 75.0000 | 104.7 |
| Dec2806.D | Calibration | Naphthalene-d8 | 6.290 | 172210 | 989812 | 0.1740 | 46.0822 | 50.0000 | 92.2 |
| Dec2807.D | Calibration | Naphthalene-d8 | 6.229 | 20997 | 873695 | 0.0240 | 8.0096 | 10.0000 | 80.1 |
| Dec2808.D | Calibration | Naphthalene-d8 | 6.229 | 9900 | 896270 | 0.0110 | 4.7988 | 4.0000 | 120.0 |

Quantitative Analysis Results Summary Report

Compound: 2,4-Dichlorophenol

| Data File | Sample Type | ISTD | RT | Resp | ISTD Resp | Resp Ratio | Final Conc | Exp. Conc | Accuracy |
|-----------|-------------|----------------|-------|--------|-----------|------------|------------|-----------|----------|
| Dec2802.D | Calibration | Naphthalene-d8 | 6.311 | 802034 | 1100179 | 0.7290 | 144.6609 | 150.0000 | 96.4 |
| Dec2803.D | Calibration | Naphthalene-d8 | 6.311 | 652748 | 1008645 | 0.6472 | 124.4607 | 120.0000 | 103.7 |
| Dec2804.D | Calibration | Naphthalene-d8 | 6.311 | 537844 | 982234 | 0.5476 | 101.8617 | 100.0000 | 101.9 |
| Dec2805.D | Calibration | Naphthalene-d8 | 6.311 | 419264 | 983102 | 0.4265 | 76.6454 | 75.0000 | 102.2 |
| Dec2806.D | Calibration | Naphthalene-d8 | 6.311 | 271360 | 989812 | 0.2742 | 47.6418 | 50.0000 | 95.3 |
| Dec2807.D | Calibration | Naphthalene-d8 | 6.311 | 44890 | 873695 | 0.0514 | 9.2955 | 10.0000 | 93.0 |
| Dec2808.D | Calibration | Naphthalene-d8 | 6.321 | 18452 | 896270 | 0.0206 | 4.3038 | 4.0000 | 107.6 |

Compound: 1,2,4-Trichlorobenzene

| Data File | Sample Type | ISTD | RT | Resp | ISTD Resp | Resp Ratio | Final Conc | Exp. Conc | Accuracy |
|-----------|-------------|----------------|-------|---------|-----------|------------|------------|-----------|----------|
| Dec2802.D | Calibration | Naphthalene-d8 | 6.383 | 1146510 | 1100179 | 1.0421 | 141.1882 | 150.0000 | 94.1 |
| Dec2803.D | Calibration | Naphthalene-d8 | 6.383 | 925380 | 1008645 | 0.9174 | 124.2985 | 120.0000 | 103.6 |
| Dec2804.D | Calibration | Naphthalene-d8 | 6.383 | 722645 | 982234 | 0.7357 | 99.6768 | 100.0000 | 99.7 |
| Dec2805.D | Calibration | Naphthalene-d8 | 6.383 | 533586 | 983102 | 0.5428 | 73.5342 | 75.0000 | 98.0 |
| Dec2806.D | Calibration | Naphthalene-d8 | 6.383 | 350550 | 989812 | 0.3542 | 47.9824 | 50.0000 | 96.0 |
| Dec2807.D | Calibration | Naphthalene-d8 | 6.383 | 61314 | 873695 | 0.0702 | 9.5079 | 10.0000 | 95.1 |
| Dec2808.D | Calibration | Naphthalene-d8 | 6.383 | 30041 | 896270 | 0.0335 | 4.5411 | 4.0000 | 113.5 |

Compound: Naphthalene

| Data File | Sample Type | ISTD | RT | Resp | ISTD Resp | Resp Ratio | Final Conc | Exp. Conc | Accuracy |
|-----------|-------------|----------------|-------|---------|-----------|------------|------------|-----------|----------|
| Dec2802.D | Calibration | Naphthalene-d8 | 6.465 | 3552299 | 1100179 | 3.2288 | 132.9406 | 150.0000 | 88.6 |
| Dec2803.D | Calibration | Naphthalene-d8 | 6.465 | 3067548 | 1008645 | 3.0413 | 125.2173 | 120.0000 | 104.3 |
| Dec2804.D | Calibration | Naphthalene-d8 | 6.465 | 2428339 | 982234 | 2.4723 | 101.7902 | 100.0000 | 101.8 |
| Dec2805.D | Calibration | Naphthalene-d8 | 6.465 | 1800978 | 983102 | 1.8319 | 75.4261 | 75.0000 | 100.6 |
| Dec2806.D | Calibration | Naphthalene-d8 | 6.465 | 1150984 | 989812 | 1.1628 | 47.8772 | 50.0000 | 95.8 |
| Dec2807.D | Calibration | Naphthalene-d8 | 6.455 | 207443 | 873695 | 0.2374 | 9.7758 | 10.0000 | 97.8 |
| Dec2808.D | Calibration | Naphthalene-d8 | 6.465 | 96787 | 896270 | 0.1080 | 4.4462 | 4.0000 | 111.2 |

Compound: 4-Chlorophenol

| Data File | Sample Type | ISTD | RT | Resp | ISTD Resp | Resp Ratio | Final Conc | Exp. Conc | Accuracy |
|-----------|-------------|----------------|-------|--------|-----------|------------|------------|-----------|----------|
| Dec2802.D | Calibration | Naphthalene-d8 | 6.516 | 342814 | 1100179 | 0.3116 | 146.2050 | 150.0000 | 97.5 |
| Dec2803.D | Calibration | Naphthalene-d8 | 6.516 | 262993 | 1008645 | 0.2607 | 124.1891 | 120.0000 | 103.5 |
| Dec2804.D | Calibration | Naphthalene-d8 | 6.516 | 204718 | 982234 | 0.2084 | 100.8193 | 100.0000 | 100.8 |
| Dec2805.D | Calibration | Naphthalene-d8 | 6.516 | 152036 | 983102 | 0.1546 | 75.9576 | 75.0000 | 101.3 |
| Dec2806.D | Calibration | Naphthalene-d8 | 6.516 | 97517 | 989812 | 0.0985 | 48.9898 | 50.0000 | 98.0 |
| Dec2807.D | Calibration | Naphthalene-d8 | 6.516 | 15416 | 873695 | 0.0176 | 8.0284 | 10.0000 | 80.3 |
| Dec2808.D | Calibration | Naphthalene-d8 | 6.526 | 10209 | 896270 | 0.0114 | 4.7449 | 4.0000 | 118.6 |

Compound: p-Chloroaniline

| Data File | Sample Type | ISTD | RT | Resp | ISTD Resp | Resp Ratio | Final Conc | Exp. Conc | Accuracy |
|-----------|-------------|----------------|-------|---------|-----------|------------|------------|-----------|----------|
| Dec2802.D | Calibration | Naphthalene-d8 | 6.568 | 1563056 | 1100179 | 1.4207 | 147.4140 | 150.0000 | 98.3 |
| Dec2803.D | Calibration | Naphthalene-d8 | 6.568 | 1181460 | 1008645 | 1.1713 | 124.5374 | 120.0000 | 103.8 |

Quantitative Analysis Results Summary Report

Compound: p-Chloroaniline

| Data File | Sample Type | ISTD | RT | Resp | ISTD Resp | Resp Ratio | Final Conc | Exp. Conc | Accuracy |
|-----------|-------------|----------------|-------|--------|-----------|------------|------------|-----------|----------|
| Dec2804.D | Calibration | Naphthalene-d8 | 6.568 | 886799 | 982234 | 0.9028 | 98.7064 | 100.0000 | 98.7 |
| Dec2805.D | Calibration | Naphthalene-d8 | 6.557 | 661505 | 983102 | 0.6729 | 75.4371 | 75.0000 | 100.6 |
| Dec2806.D | Calibration | Naphthalene-d8 | 6.557 | 421556 | 989812 | 0.4259 | 49.0658 | 50.0000 | 98.1 |
| Dec2807.D | Calibration | Naphthalene-d8 | 6.568 | 72756 | 873695 | 0.0833 | 9.5909 | 10.0000 | 95.9 |
| Dec2808.D | Calibration | Naphthalene-d8 | 6.567 | 34839 | 896270 | 0.0389 | 4.1838 | 4.0000 | 104.6 |

Compound: Hexachlorobutadiene

| Data File | Sample Type | ISTD | RT | Resp | ISTD Resp | Resp Ratio | Final Conc | Exp. Conc | Accuracy |
|-----------|-------------|----------------|-------|--------|-----------|------------|------------|-----------|----------|
| Dec2802.D | Calibration | Naphthalene-d8 | 6.629 | 638885 | 1100179 | 0.5807 | 153.3819 | 150.0000 | 102.3 |
| Dec2803.D | Calibration | Naphthalene-d8 | 6.629 | 508839 | 1008645 | 0.5045 | 133.2469 | 120.0000 | 111.0 |
| Dec2804.D | Calibration | Naphthalene-d8 | 6.629 | 375752 | 982234 | 0.3825 | 101.0418 | 100.0000 | 101.0 |
| Dec2805.D | Calibration | Naphthalene-d8 | 6.629 | 266661 | 983102 | 0.2712 | 71.6434 | 75.0000 | 95.5 |
| Dec2806.D | Calibration | Naphthalene-d8 | 6.629 | 175169 | 989812 | 0.1770 | 46.7433 | 50.0000 | 93.5 |
| Dec2807.D | Calibration | Naphthalene-d8 | 6.629 | 30818 | 873695 | 0.0353 | 9.3166 | 10.0000 | 93.2 |
| Dec2808.D | Calibration | Naphthalene-d8 | 6.629 | 14047 | 896270 | 0.0157 | 4.1395 | 4.0000 | 103.5 |

Compound: 4-Chloro-2-Methylphenol

| Data File | Sample Type | ISTD | RT | Resp | ISTD Resp | Resp Ratio | Final Conc | Exp. Conc | Accuracy |
|-----------|-------------|----------------|-------|--------|-----------|------------|------------|-----------|----------|
| Dec2802.D | Calibration | Naphthalene-d8 | 7.050 | 862842 | 1100179 | 0.7843 | 138.3690 | 150.0000 | 92.2 |
| Dec2803.D | Calibration | Naphthalene-d8 | 7.050 | 700144 | 1008645 | 0.6941 | 122.4672 | 120.0000 | 102.1 |
| Dec2804.D | Calibration | Naphthalene-d8 | 7.050 | 587681 | 982234 | 0.5983 | 105.5595 | 100.0000 | 105.6 |
| Dec2805.D | Calibration | Naphthalene-d8 | 7.050 | 422116 | 983102 | 0.4294 | 75.7537 | 75.0000 | 101.0 |
| Dec2806.D | Calibration | Naphthalene-d8 | 7.050 | 286668 | 989812 | 0.2896 | 51.0973 | 50.0000 | 102.2 |
| Dec2807.D | Calibration | Naphthalene-d8 | 7.050 | 46719 | 873695 | 0.0535 | 9.4342 | 10.0000 | 94.3 |
| Dec2808.D | Calibration | Naphthalene-d8 | 7.060 | 20848 | 896270 | 0.0233 | 4.1039 | 4.0000 | 102.6 |

Compound: 4-Chloro-3-Methylphenol

| Data File | Sample Type | ISTD | RT | Resp | ISTD Resp | Resp Ratio | Final Conc | Exp. Conc | Accuracy |
|-----------|-------------|----------------|-------|--------|-----------|------------|------------|-----------|----------|
| Dec2802.D | Calibration | Naphthalene-d8 | 7.184 | 909438 | 1100179 | 0.8266 | 146.7570 | 150.0000 | 97.8 |
| Dec2803.D | Calibration | Naphthalene-d8 | 7.184 | 706211 | 1008645 | 0.7002 | 124.3041 | 120.0000 | 103.6 |
| Dec2804.D | Calibration | Naphthalene-d8 | 7.184 | 560817 | 982234 | 0.5710 | 101.3668 | 100.0000 | 101.4 |
| Dec2805.D | Calibration | Naphthalene-d8 | 7.184 | 426066 | 983102 | 0.4334 | 76.9427 | 75.0000 | 102.6 |
| Dec2806.D | Calibration | Naphthalene-d8 | 7.184 | 267358 | 989812 | 0.2701 | 47.9546 | 50.0000 | 95.9 |
| Dec2807.D | Calibration | Naphthalene-d8 | 7.194 | 43792 | 873695 | 0.0501 | 8.8986 | 10.0000 | 89.0 |
| Dec2808.D | Calibration | Naphthalene-d8 | 7.194 | 22157 | 896270 | 0.0247 | 4.3889 | 4.0000 | 109.7 |

Compound: 2-Methylnaphthalene

| Data File | Sample Type | ISTD | RT | Resp | ISTD Resp | Resp Ratio | Final Conc | Exp. Conc | Accuracy |
|-----------|-------------|----------------|-------|---------|-----------|------------|------------|-----------|----------|
| Dec2802.D | Calibration | Naphthalene-d8 | 7.286 | 2078637 | 1100179 | 1.8894 | 146.2916 | 150.0000 | 97.5 |
| Dec2803.D | Calibration | Naphthalene-d8 | 7.286 | 1632756 | 1008645 | 1.6188 | 122.1944 | 120.0000 | 101.8 |
| Dec2804.D | Calibration | Naphthalene-d8 | 7.287 | 1387396 | 982234 | 1.4125 | 104.7043 | 100.0000 | 104.7 |
| Dec2805.D | Calibration | Naphthalene-d8 | 7.286 | 995823 | 983102 | 1.0129 | 72.6519 | 75.0000 | 96.9 |

Quantitative Analysis Results Summary Report

Compound: 2-Methylnaphthalene

| Data File | Sample Type | ISTD | RT | Resp | ISTD Resp | Resp Ratio | Final Conc | Exp. Conc | Accuracy |
|-----------|-------------|----------------|-------|--------|-----------|------------|------------|-----------|----------|
| Dec2806.D | Calibration | Naphthalene-d8 | 7.286 | 699068 | 989812 | 0.7063 | 49.4455 | 50.0000 | 98.9 |
| Dec2807.D | Calibration | Naphthalene-d8 | 7.286 | 125750 | 873695 | 0.1439 | 9.4840 | 10.0000 | 94.8 |
| Dec2808.D | Calibration | Naphthalene-d8 | 7.286 | 59650 | 896270 | 0.0666 | 4.2152 | 4.0000 | 105.4 |

Compound: 1-Methylnaphthalene

| Data File | Sample Type | ISTD | RT | Resp | ISTD Resp | Resp Ratio | Final Conc | Exp. Conc | Accuracy |
|-----------|-------------|----------------|-------|---------|-----------|------------|------------|-----------|----------|
| Dec2802.D | Calibration | Naphthalene-d8 | 7.399 | 2048669 | 1100179 | 1.8621 | 146.0329 | 150.0000 | 97.4 |
| Dec2803.D | Calibration | Naphthalene-d8 | 7.399 | 1616047 | 1008645 | 1.6022 | 122.2901 | 120.0000 | 101.9 |
| Dec2804.D | Calibration | Naphthalene-d8 | 7.399 | 1370402 | 982234 | 1.3952 | 104.3567 | 100.0000 | 104.4 |
| Dec2805.D | Calibration | Naphthalene-d8 | 7.399 | 1006179 | 983102 | 1.0235 | 73.9714 | 75.0000 | 98.6 |
| Dec2806.D | Calibration | Naphthalene-d8 | 7.399 | 685085 | 989812 | 0.6921 | 48.5443 | 50.0000 | 97.1 |
| Dec2807.D | Calibration | Naphthalene-d8 | 7.399 | 129730 | 873695 | 0.1485 | 9.5755 | 10.0000 | 95.8 |
| Dec2808.D | Calibration | Naphthalene-d8 | 7.399 | 62786 | 896270 | 0.0701 | 4.1977 | 4.0000 | 104.9 |

Compound: Hexachlorocyclopentadiene

| Data File | Sample Type | ISTD | RT | Resp | ISTD Resp | Resp Ratio | Final Conc | Exp. Conc | Accuracy |
|-----------|-------------|------------------|-------|--------|-----------|------------|------------|-----------|----------|
| Dec2802.D | Calibration | Acenaphthene-d10 | 7.482 | 353538 | 558236 | 0.6333 | 148.2707 | 150.0000 | 98.8 |
| Dec2803.D | Calibration | Acenaphthene-d10 | 7.482 | 268274 | 546124 | 0.4912 | 121.7660 | 120.0000 | 101.5 |
| Dec2804.D | Calibration | Acenaphthene-d10 | 7.482 | 200062 | 511082 | 0.3914 | 101.5861 | 100.0000 | 101.6 |
| Dec2805.D | Calibration | Acenaphthene-d10 | 7.482 | 143380 | 533825 | 0.2686 | 74.4235 | 75.0000 | 99.2 |
| Dec2806.D | Calibration | Acenaphthene-d10 | 7.481 | 84011 | 507152 | 0.1657 | 49.0379 | 50.0000 | 98.1 |
| Dec2807.D | Calibration | Acenaphthene-d10 | 7.482 | 13155 | 462035 | 0.0285 | 9.5883 | 10.0000 | 95.9 |
| Dec2808.D | Calibration | Acenaphthene-d10 | 7.481 | 6171 | 519441 | 0.0119 | 4.1979 | 4.0000 | 104.9 |

Compound: 2,4,6-Trichlorophenol

| Data File | Sample Type | ISTD | RT | Resp | ISTD Resp | Resp Ratio | Final Conc | Exp. Conc | Accuracy |
|-----------|-------------|------------------|-------|--------|-----------|------------|------------|-----------|----------|
| Dec2802.D | Calibration | Acenaphthene-d10 | 7.656 | 532039 | 558236 | 0.9531 | 150.4673 | 150.0000 | 100.3 |
| Dec2803.D | Calibration | Acenaphthene-d10 | 7.646 | 410923 | 546124 | 0.7524 | 119.4736 | 120.0000 | 99.6 |
| Dec2804.D | Calibration | Acenaphthene-d10 | 7.646 | 320982 | 511082 | 0.6280 | 100.0863 | 100.0000 | 100.1 |
| Dec2805.D | Calibration | Acenaphthene-d10 | 7.646 | 246487 | 533825 | 0.4617 | 73.9546 | 75.0000 | 98.6 |
| Dec2806.D | Calibration | Acenaphthene-d10 | 7.646 | 161763 | 507152 | 0.3190 | 51.3233 | 50.0000 | 102.6 |
| Dec2807.D | Calibration | Acenaphthene-d10 | 7.646 | 27088 | 462035 | 0.0586 | 9.5718 | 10.0000 | 95.7 |
| Dec2808.D | Calibration | Acenaphthene-d10 | 7.656 | 12957 | 519441 | 0.0249 | 4.1228 | 4.0000 | 103.1 |

Compound: 2,4,5-Trichlorophenol

| Data File | Sample Type | ISTD | RT | Resp | ISTD Resp | Resp Ratio | Final Conc | Exp. Conc | Accuracy |
|-----------|-------------|------------------|-------|--------|-----------|------------|------------|-----------|----------|
| Dec2802.D | Calibration | Acenaphthene-d10 | 7.697 | 568846 | 558236 | 1.0190 | 142.4414 | 150.0000 | 95.0 |
| Dec2803.D | Calibration | Acenaphthene-d10 | 7.697 | 458788 | 546124 | 0.8401 | 117.4303 | 120.0000 | 97.9 |
| Dec2804.D | Calibration | Acenaphthene-d10 | 7.697 | 390137 | 511082 | 0.7634 | 106.7052 | 100.0000 | 106.7 |
| Dec2805.D | Calibration | Acenaphthene-d10 | 7.707 | 283680 | 533825 | 0.5314 | 74.2829 | 75.0000 | 99.0 |
| Dec2806.D | Calibration | Acenaphthene-d10 | 7.707 | 180021 | 507152 | 0.3550 | 49.6186 | 50.0000 | 99.2 |
| Dec2807.D | Calibration | Acenaphthene-d10 | 7.708 | 33585 | 462035 | 0.0727 | 10.1607 | 10.0000 | 101.6 |

Quantitative Analysis Results Summary Report

Compound: 2,4,5-Trichlorophenol

| Data File | Sample Type | ISTD | RT | Resp | ISTD Resp | Resp Ratio | Final Conc | Exp. Conc | Accuracy |
|-----------|-------------|------------------|-------|-------|-----------|------------|------------|-----------|----------|
| Dec2808.D | Calibration | Acenaphthene-d10 | 7.718 | 14951 | 519441 | 0.0288 | 4.0235 | 4.0000 | 100.6 |

Compound: 2-Fluorobiphenyl

| Data File | Sample Type | ISTD | RT | Resp | ISTD Resp | Resp Ratio | Final Conc | Exp. Conc | Accuracy |
|-----------|-------------|------------------|-------|---------|-----------|------------|------------|-----------|----------|
| Dec2802.D | Calibration | Acenaphthene-d10 | 7.749 | 2546548 | 558236 | 4.5618 | 146.0097 | 150.0000 | 97.3 |
| Dec2803.D | Calibration | Acenaphthene-d10 | 7.749 | 2169830 | 546124 | 3.9731 | 123.6577 | 120.0000 | 103.0 |
| Dec2804.D | Calibration | Acenaphthene-d10 | 7.749 | 1735111 | 511082 | 3.3950 | 103.0403 | 100.0000 | 103.0 |
| Dec2805.D | Calibration | Acenaphthene-d10 | 7.749 | 1337976 | 533825 | 2.5064 | 73.4586 | 75.0000 | 97.9 |
| Dec2806.D | Calibration | Acenaphthene-d10 | 7.748 | 867264 | 507152 | 1.7101 | 48.7258 | 50.0000 | 97.5 |
| Dec2807.D | Calibration | Acenaphthene-d10 | 7.749 | 169761 | 462035 | 0.3674 | 10.0526 | 10.0000 | 100.5 |
| Dec2808.D | Calibration | Acenaphthene-d10 | 7.748 | 76633 | 519441 | 0.1475 | 4.0273 | 4.0000 | 100.7 |

Compound: 2-Chloronaphthalene

| Data File | Sample Type | ISTD | RT | Resp | ISTD Resp | Resp Ratio | Final Conc | Exp. Conc | Accuracy |
|-----------|-------------|------------------|-------|---------|-----------|------------|------------|-----------|----------|
| Dec2802.D | Calibration | Acenaphthene-d10 | 7.862 | 2250023 | 558236 | 4.0306 | 146.4532 | 150.0000 | 97.6 |
| Dec2803.D | Calibration | Acenaphthene-d10 | 7.861 | 1849015 | 546124 | 3.3857 | 122.8123 | 120.0000 | 102.3 |
| Dec2804.D | Calibration | Acenaphthene-d10 | 7.862 | 1481543 | 511082 | 2.8988 | 105.0183 | 100.0000 | 105.0 |
| Dec2805.D | Calibration | Acenaphthene-d10 | 7.862 | 1054504 | 533825 | 1.9754 | 71.3935 | 75.0000 | 95.2 |
| Dec2806.D | Calibration | Acenaphthene-d10 | 7.861 | 691754 | 507152 | 1.3640 | 49.2222 | 50.0000 | 98.4 |
| Dec2807.D | Calibration | Acenaphthene-d10 | 7.862 | 129340 | 462035 | 0.2799 | 10.0828 | 10.0000 | 100.8 |
| Dec2808.D | Calibration | Acenaphthene-d10 | 7.861 | 57924 | 519441 | 0.1115 | 4.0217 | 4.0000 | 100.5 |

Compound: 2-Nitroaniline

| Data File | Sample Type | ISTD | RT | Resp | ISTD Resp | Resp Ratio | Final Conc | Exp. Conc | Accuracy |
|-----------|-------------|------------------|-------|--------|-----------|------------|------------|-----------|----------|
| Dec2802.D | Calibration | Acenaphthene-d10 | 8.026 | 360083 | 558236 | 0.6450 | 145.3774 | 150.0000 | 96.9 |
| Dec2803.D | Calibration | Acenaphthene-d10 | 8.026 | 296399 | 546124 | 0.5427 | 122.5808 | 120.0000 | 102.2 |
| Dec2804.D | Calibration | Acenaphthene-d10 | 8.026 | 242511 | 511082 | 0.4745 | 107.3649 | 100.0000 | 107.4 |
| Dec2805.D | Calibration | Acenaphthene-d10 | 8.026 | 167618 | 533825 | 0.3140 | 71.5268 | 75.0000 | 95.4 |
| Dec2806.D | Calibration | Acenaphthene-d10 | 8.026 | 106309 | 507152 | 0.2096 | 48.1915 | 50.0000 | 96.4 |
| Dec2807.D | Calibration | Acenaphthene-d10 | 8.026 | 17635 | 462035 | 0.0382 | 9.8065 | 10.0000 | 98.1 |
| Dec2808.D | Calibration | Acenaphthene-d10 | 8.026 | 6715 | 519441 | 0.0129 | 4.1499 | 4.0000 | 103.7 |

Compound: Dimethyl Phthalate

| Data File | Sample Type | ISTD | RT | Resp | ISTD Resp | Resp Ratio | Final Conc | Exp. Conc | Accuracy |
|-----------|-------------|------------------|-------|---------|-----------|------------|------------|-----------|----------|
| Dec2802.D | Calibration | Acenaphthene-d10 | 8.282 | 2143709 | 558236 | 3.8401 | 147.4224 | 150.0000 | 98.3 |
| Dec2803.D | Calibration | Acenaphthene-d10 | 8.282 | 1707296 | 546124 | 3.1262 | 121.5372 | 120.0000 | 101.3 |
| Dec2804.D | Calibration | Acenaphthene-d10 | 8.282 | 1347265 | 511082 | 2.6361 | 103.4430 | 100.0000 | 103.4 |
| Dec2805.D | Calibration | Acenaphthene-d10 | 8.272 | 992530 | 533825 | 1.8593 | 74.1874 | 75.0000 | 98.9 |
| Dec2806.D | Calibration | Acenaphthene-d10 | 8.272 | 606254 | 507152 | 1.1954 | 48.5904 | 50.0000 | 97.2 |
| Dec2807.D | Calibration | Acenaphthene-d10 | 8.282 | 98315 | 462035 | 0.2128 | 9.6106 | 10.0000 | 96.1 |
| Dec2808.D | Calibration | Acenaphthene-d10 | 8.282 | 40974 | 519441 | 0.0789 | 4.1912 | 4.0000 | 104.8 |

Quantitative Analysis Results Summary Report

Compound: 2,6-Dinitrotoluene

| Data File | Sample Type | ISTD | RT | Resp | ISTD Resp | Resp Ratio | Final Conc | Exp. Conc | Accuracy |
|-----------|-------------|------------------|-------|--------|-----------|------------|------------|-----------|----------|
| Dec2802.D | Calibration | Acenaphthene-d10 | 8.333 | 235896 | 558236 | 0.4226 | 147.2600 | 150.0000 | 98.2 |
| Dec2803.D | Calibration | Acenaphthene-d10 | 8.333 | 186284 | 546124 | 0.3411 | 118.7891 | 120.0000 | 99.0 |
| Dec2804.D | Calibration | Acenaphthene-d10 | 8.333 | 157480 | 511082 | 0.3081 | 107.2990 | 100.0000 | 107.3 |
| Dec2805.D | Calibration | Acenaphthene-d10 | 8.333 | 113854 | 533825 | 0.2133 | 74.3460 | 75.0000 | 99.1 |
| Dec2806.D | Calibration | Acenaphthene-d10 | 8.333 | 68895 | 507152 | 0.1358 | 47.5539 | 50.0000 | 95.1 |
| Dec2807.D | Calibration | Acenaphthene-d10 | 8.333 | 11734 | 462035 | 0.0254 | 9.5070 | 10.0000 | 95.1 |
| Dec2808.D | Calibration | Acenaphthene-d10 | 8.333 | 5240 | 519441 | 0.0101 | 4.2494 | 4.0000 | 106.2 |

Compound: Acenaphthylene

| Data File | Sample Type | ISTD | RT | Resp | ISTD Resp | Resp Ratio | Final Conc | Exp. Conc | Accuracy |
|-----------|-------------|------------------|-------|---------|-----------|------------|------------|-----------|----------|
| Dec2802.D | Calibration | Acenaphthene-d10 | 8.354 | 3915756 | 558236 | 7.0145 | 150.4813 | 150.0000 | 100.3 |
| Dec2803.D | Calibration | Acenaphthene-d10 | 8.343 | 2951970 | 546124 | 5.4053 | 119.8833 | 120.0000 | 99.9 |
| Dec2804.D | Calibration | Acenaphthene-d10 | 8.343 | 2290001 | 511082 | 4.4807 | 101.4031 | 100.0000 | 101.4 |
| Dec2805.D | Calibration | Acenaphthene-d10 | 8.343 | 1612620 | 533825 | 3.0209 | 70.6472 | 75.0000 | 94.2 |
| Dec2806.D | Calibration | Acenaphthene-d10 | 8.343 | 1111124 | 507152 | 2.1909 | 52.1610 | 50.0000 | 104.3 |
| Dec2807.D | Calibration | Acenaphthene-d10 | 8.343 | 212537 | 462035 | 0.4600 | 10.7233 | 10.0000 | 107.2 |
| Dec2808.D | Calibration | Acenaphthene-d10 | 8.343 | 95824 | 519441 | 0.1845 | 3.7025 | 4.0000 | 92.6 |

Compound: 3-Nitroaniline

| Data File | Sample Type | ISTD | RT | Resp | ISTD Resp | Resp Ratio | Final Conc | Exp. Conc | Accuracy |
|-----------|-------------|------------------|-------|--------|-----------|------------|------------|-----------|----------|
| Dec2802.D | Calibration | Acenaphthene-d10 | 8.538 | 306017 | 558236 | 0.5482 | 145.8185 | 150.0000 | 97.2 |
| Dec2803.D | Calibration | Acenaphthene-d10 | 8.538 | 252993 | 546124 | 0.4633 | 126.8044 | 120.0000 | 105.7 |
| Dec2804.D | Calibration | Acenaphthene-d10 | 8.528 | 183220 | 511082 | 0.3585 | 102.0254 | 100.0000 | 102.0 |
| Dec2805.D | Calibration | Acenaphthene-d10 | 8.527 | 121260 | 533825 | 0.2272 | 68.4225 | 75.0000 | 91.2 |
| Dec2806.D | Calibration | Acenaphthene-d10 | 8.527 | 85412 | 507152 | 0.1684 | 52.2718 | 50.0000 | 104.5 |
| Dec2807.D | Calibration | Acenaphthene-d10 | 8.527 | 11734 | 462035 | 0.0254 | 9.0998 | 10.0000 | 91.0 |
| Dec2808.D | Calibration | Acenaphthene-d10 | 8.527 | 5628 | 519441 | 0.0108 | 4.3264 | 4.0000 | 108.2 |

Compound: Acenaphthene

| Data File | Sample Type | ISTD | RT | Resp | ISTD Resp | Resp Ratio | Final Conc | Exp. Conc | Accuracy |
|-----------|-------------|------------------|-------|---------|-----------|------------|------------|-----------|----------|
| Dec2802.D | Calibration | Acenaphthene-d10 | 8.558 | 2155396 | 558236 | 3.8611 | 153.5547 | 150.0000 | 102.4 |
| Dec2803.D | Calibration | Acenaphthene-d10 | 8.558 | 1576886 | 546124 | 2.8874 | 115.8550 | 120.0000 | 96.5 |
| Dec2804.D | Calibration | Acenaphthene-d10 | 8.558 | 1259630 | 511082 | 2.4646 | 99.2145 | 100.0000 | 99.2 |
| Dec2805.D | Calibration | Acenaphthene-d10 | 8.558 | 973372 | 533825 | 1.8234 | 73.6465 | 75.0000 | 98.2 |
| Dec2806.D | Calibration | Acenaphthene-d10 | 8.558 | 661886 | 507152 | 1.3051 | 52.6799 | 50.0000 | 105.4 |
| Dec2807.D | Calibration | Acenaphthene-d10 | 8.558 | 127284 | 462035 | 0.2755 | 10.1839 | 10.0000 | 101.8 |
| Dec2808.D | Calibration | Acenaphthene-d10 | 8.558 | 64733 | 519441 | 0.1246 | 3.8585 | 4.0000 | 96.5 |

Compound: 2,4-Dinitrophenol

| Data File | Sample Type | ISTD | RT | Resp | ISTD Resp | Resp Ratio | Final Conc | Exp. Conc | Accuracy |
|-----------|-------------|------------------|-------|--------|-----------|------------|------------|-----------|----------|
| Dec2802.D | Calibration | Acenaphthene-d10 | 8.660 | 153890 | 558236 | 0.2757 | 149.3252 | 150.0000 | 99.6 |
| Dec2803.D | Calibration | Acenaphthene-d10 | 8.660 | 109594 | 546124 | 0.2007 | 117.7118 | 120.0000 | 98.1 |

Quantitative Analysis Results Summary Report

Compound: 2,4-Dinitrophenol

| Data File | Sample Type | ISTD | RT | Resp | ISTD Resp | Resp Ratio | Final Conc | Exp. Conc | Accuracy |
|-----------|-------------|------------------|-------|-------|-----------|------------|------------|-----------|----------|
| Dec2804.D | Calibration | Acenaphthene-d10 | 8.661 | 88749 | 511082 | 0.1736 | 105.3855 | 100.0000 | 105.4 |
| Dec2805.D | Calibration | Acenaphthene-d10 | 8.660 | 59341 | 533825 | 0.1112 | 74.3805 | 75.0000 | 99.2 |
| Dec2806.D | Calibration | Acenaphthene-d10 | 8.650 | 32380 | 507152 | 0.0638 | 47.7983 | 50.0000 | 95.6 |
| Dec2807.D | Calibration | Acenaphthene-d10 | 8.660 | 3150 | 462035 | 0.0068 | 10.2175 | 10.0000 | 102.2 |
| Dec2808.D | Calibration | Acenaphthene-d10 | | | 519441 | | ND | 4.0000 | |

Compound: Dibenzofuran

| Data File | Sample Type | ISTD | RT | Resp | ISTD Resp | Resp Ratio | Final Conc | Exp. Conc | Accuracy |
|-----------|-------------|------------------|-------|---------|-----------|------------|------------|-----------|----------|
| Dec2802.D | Calibration | Acenaphthene-d10 | 8.773 | 3429677 | 558236 | 6.1438 | 151.7695 | 150.0000 | 101.2 |
| Dec2803.D | Calibration | Acenaphthene-d10 | 8.773 | 2633186 | 546124 | 4.8216 | 119.8975 | 120.0000 | 99.9 |
| Dec2804.D | Calibration | Acenaphthene-d10 | 8.773 | 1989551 | 511082 | 3.8928 | 97.2098 | 100.0000 | 97.2 |
| Dec2805.D | Calibration | Acenaphthene-d10 | 8.773 | 1572142 | 533825 | 2.9451 | 73.7933 | 75.0000 | 98.4 |
| Dec2806.D | Calibration | Acenaphthene-d10 | 8.773 | 1054764 | 507152 | 2.0798 | 52.1737 | 50.0000 | 104.3 |
| Dec2807.D | Calibration | Acenaphthene-d10 | 8.773 | 199426 | 462035 | 0.4316 | 10.3272 | 10.0000 | 103.3 |
| Dec2808.D | Calibration | Acenaphthene-d10 | 8.773 | 92859 | 519441 | 0.1788 | 3.8272 | 4.0000 | 95.7 |

Compound: 4-Nitrophenol

| Data File | Sample Type | ISTD | RT | Resp | ISTD Resp | Resp Ratio | Final Conc | Exp. Conc | Accuracy |
|-----------|-------------|------------------|-------|--------|-----------|------------|------------|-----------|----------|
| Dec2802.D | Calibration | Acenaphthene-d10 | 8.824 | 324707 | 558236 | 0.5817 | 145.4193 | 150.0000 | 96.9 |
| Dec2803.D | Calibration | Acenaphthene-d10 | 8.814 | 280927 | 546124 | 0.5144 | 126.8294 | 120.0000 | 105.7 |
| Dec2804.D | Calibration | Acenaphthene-d10 | 8.814 | 215567 | 511082 | 0.4218 | 102.2039 | 100.0000 | 102.2 |
| Dec2805.D | Calibration | Acenaphthene-d10 | 8.814 | 165006 | 533825 | 0.3091 | 73.5781 | 75.0000 | 98.1 |
| Dec2806.D | Calibration | Acenaphthene-d10 | 8.814 | 97136 | 507152 | 0.1915 | 45.0759 | 50.0000 | 90.2 |
| Dec2807.D | Calibration | Acenaphthene-d10 | 8.824 | 18343 | 462035 | 0.0397 | 10.0467 | 10.0000 | 100.5 |
| Dec2808.D | Calibration | Acenaphthene-d10 | 8.824 | 8311 | 519441 | 0.0160 | 4.7416 | 4.0000 | 118.5 |

Compound: 2,4-Dinitrotoluene

| Data File | Sample Type | ISTD | RT | Resp | ISTD Resp | Resp Ratio | Final Conc | Exp. Conc | Accuracy |
|-----------|-------------|------------------|-------|--------|-----------|------------|------------|-----------|----------|
| Dec2802.D | Calibration | Acenaphthene-d10 | 8.814 | 337618 | 558236 | 0.6048 | 147.1319 | 150.0000 | 98.1 |
| Dec2803.D | Calibration | Acenaphthene-d10 | 8.814 | 264598 | 546124 | 0.4845 | 122.1127 | 120.0000 | 101.8 |
| Dec2804.D | Calibration | Acenaphthene-d10 | 8.814 | 203231 | 511082 | 0.3976 | 103.0923 | 100.0000 | 103.1 |
| Dec2805.D | Calibration | Acenaphthene-d10 | 8.814 | 147997 | 533825 | 0.2772 | 75.1453 | 75.0000 | 100.2 |
| Dec2806.D | Calibration | Acenaphthene-d10 | 8.803 | 84793 | 507152 | 0.1672 | 47.6637 | 50.0000 | 95.3 |
| Dec2807.D | Calibration | Acenaphthene-d10 | 8.804 | 12927 | 462035 | 0.0280 | 9.4560 | 10.0000 | 94.6 |
| Dec2808.D | Calibration | Acenaphthene-d10 | 8.814 | 5374 | 519441 | 0.0103 | 4.2784 | 4.0000 | 107.0 |

Compound: Diethylphthalate

| Data File | Sample Type | ISTD | RT | Resp | ISTD Resp | Resp Ratio | Final Conc | Exp. Conc | Accuracy |
|-----------|-------------|------------------|-------|---------|-----------|------------|------------|-----------|----------|
| Dec2802.D | Calibration | Acenaphthene-d10 | 9.141 | 2225622 | 558236 | 3.9869 | 148.4939 | 150.0000 | 99.0 |
| Dec2803.D | Calibration | Acenaphthene-d10 | 9.141 | 1757984 | 546124 | 3.2190 | 119.1715 | 120.0000 | 99.3 |
| Dec2804.D | Calibration | Acenaphthene-d10 | 9.141 | 1462789 | 511082 | 2.8621 | 105.7284 | 100.0000 | 105.7 |
| Dec2805.D | Calibration | Acenaphthene-d10 | 9.141 | 1086187 | 533825 | 2.0347 | 74.9911 | 75.0000 | 100.0 |

Quantitative Analysis Results Summary Report

Compound: Diethylphthalate

| Data File | Sample Type | ISTD | RT | Resp | ISTD Resp | Resp Ratio | Final Conc | Exp. Conc | Accuracy |
|-----------|-------------|------------------|-------|--------|-----------|------------|------------|-----------|----------|
| Dec2806.D | Calibration | Acenaphthene-d10 | 9.131 | 617191 | 507152 | 1.2170 | 45.1777 | 50.0000 | 90.4 |
| Dec2807.D | Calibration | Acenaphthene-d10 | 9.131 | 100238 | 462035 | 0.2169 | 9.4380 | 10.0000 | 94.4 |
| Dec2808.D | Calibration | Acenaphthene-d10 | 9.131 | 36125 | 519441 | 0.0695 | 4.2341 | 4.0000 | 105.9 |

Compound: Fluorene

| Data File | Sample Type | ISTD | RT | Resp | ISTD Resp | Resp Ratio | Final Conc | Exp. Conc | Accuracy |
|-----------|-------------|------------------|-------|---------|-----------|------------|------------|-----------|----------|
| Dec2802.D | Calibration | Acenaphthene-d10 | 9.192 | 2977755 | 558236 | 5.3342 | 153.0965 | 150.0000 | 102.1 |
| Dec2803.D | Calibration | Acenaphthene-d10 | 9.182 | 2141058 | 546124 | 3.9205 | 117.1781 | 120.0000 | 97.6 |
| Dec2804.D | Calibration | Acenaphthene-d10 | 9.182 | 1652480 | 511082 | 3.2333 | 98.6630 | 100.0000 | 98.7 |
| Dec2805.D | Calibration | Acenaphthene-d10 | 9.182 | 1224821 | 533825 | 2.2944 | 72.0280 | 75.0000 | 96.0 |
| Dec2806.D | Calibration | Acenaphthene-d10 | 9.182 | 856957 | 507152 | 1.6897 | 53.9254 | 50.0000 | 107.9 |
| Dec2807.D | Calibration | Acenaphthene-d10 | 9.182 | 159955 | 462035 | 0.3462 | 10.3865 | 10.0000 | 103.9 |
| Dec2808.D | Calibration | Acenaphthene-d10 | 9.182 | 80606 | 519441 | 0.1552 | 3.7510 | 4.0000 | 93.8 |

Compound: 4-Chlorophenyl-phenylether

| Data File | Sample Type | ISTD | RT | Resp | ISTD Resp | Resp Ratio | Final Conc | Exp. Conc | Accuracy |
|-----------|-------------|------------------|-------|---------|-----------|------------|------------|-----------|----------|
| Dec2802.D | Calibration | Acenaphthene-d10 | 9.223 | 1264744 | 558236 | 2.2656 | 150.1936 | 150.0000 | 100.1 |
| Dec2803.D | Calibration | Acenaphthene-d10 | 9.223 | 931681 | 546124 | 1.7060 | 119.1607 | 120.0000 | 99.3 |
| Dec2804.D | Calibration | Acenaphthene-d10 | 9.223 | 722331 | 511082 | 1.4133 | 101.7278 | 100.0000 | 101.7 |
| Dec2805.D | Calibration | Acenaphthene-d10 | 9.223 | 519520 | 533825 | 0.9732 | 73.5400 | 75.0000 | 98.1 |
| Dec2806.D | Calibration | Acenaphthene-d10 | 9.213 | 322365 | 507152 | 0.6356 | 49.9044 | 50.0000 | 99.8 |
| Dec2807.D | Calibration | Acenaphthene-d10 | 9.223 | 64533 | 462035 | 0.1397 | 10.7528 | 10.0000 | 107.5 |
| Dec2808.D | Calibration | Acenaphthene-d10 | 9.223 | 30708 | 519441 | 0.0591 | 3.7365 | 4.0000 | 93.4 |

Compound: 4-Nitroaniline

| Data File | Sample Type | ISTD | RT | Resp | ISTD Resp | Resp Ratio | Final Conc | Exp. Conc | Accuracy |
|-----------|-------------|------------------|-------|--------|-----------|------------|------------|-----------|----------|
| Dec2802.D | Calibration | Phenanthrene-d10 | 9.285 | 293170 | 1033723 | 0.2836 | 143.3550 | 150.0000 | 95.6 |
| Dec2803.D | Calibration | Phenanthrene-d10 | 9.284 | 244341 | 979587 | 0.2494 | 126.3493 | 120.0000 | 105.3 |
| Dec2804.D | Calibration | Phenanthrene-d10 | 9.274 | 187377 | 936553 | 0.2001 | 101.7774 | 100.0000 | 101.8 |
| Dec2805.D | Calibration | Phenanthrene-d10 | 9.274 | 140161 | 909768 | 0.1541 | 78.8666 | 75.0000 | 105.2 |
| Dec2806.D | Calibration | Phenanthrene-d10 | 9.264 | 83010 | 950320 | 0.0873 | 45.6309 | 50.0000 | 91.3 |
| Dec2807.D | Calibration | Phenanthrene-d10 | 9.254 | 10804 | 866834 | 0.0125 | 8.3034 | 10.0000 | 83.0 |
| Dec2808.D | Calibration | Phenanthrene-d10 | 9.264 | 4804 | 911679 | 0.0053 | 4.7163 | 4.0000 | 117.9 |

Compound: 4,6-Dinitro-2-methylphenol

| Data File | Sample Type | ISTD | RT | Resp | ISTD Resp | Resp Ratio | Final Conc | Exp. Conc | Accuracy |
|-----------|-------------|------------------|-------|--------|-----------|------------|------------|-----------|----------|
| Dec2802.D | Calibration | Phenanthrene-d10 | 9.305 | 216297 | 1033723 | 0.2092 | 148.4268 | 150.0000 | 99.0 |
| Dec2803.D | Calibration | Phenanthrene-d10 | 9.305 | 152521 | 979587 | 0.1557 | 120.5386 | 120.0000 | 100.4 |
| Dec2804.D | Calibration | Phenanthrene-d10 | 9.295 | 116683 | 936553 | 0.1246 | 102.5408 | 100.0000 | 102.5 |
| Dec2805.D | Calibration | Phenanthrene-d10 | 9.295 | 75737 | 909768 | 0.0832 | 75.7286 | 75.0000 | 101.0 |
| Dec2806.D | Calibration | Phenanthrene-d10 | 9.284 | 44446 | 950320 | 0.0468 | 47.9753 | 50.0000 | 96.0 |
| Dec2807.D | Calibration | Phenanthrene-d10 | 9.295 | 5494 | 866834 | 0.0063 | 8.9490 | 10.0000 | 89.5 |

Quantitative Analysis Results Summary Report

Compound: 4,6-Dinitro-2-methylphenol

| Data File | Sample Type | ISTD | RT | Resp | ISTD Resp | Resp Ratio | Final Conc | Exp. Conc | Accuracy |
|-----------|-------------|------------------|-------|------|-----------|------------|------------|-----------|----------|
| Dec2808.D | Calibration | Phenanthrene-d10 | 9.295 | 2291 | 911679 | 0.0025 | 4.4741 | 4.0000 | 111.9 |

Compound: N-nitrosodiphenylamine

| Data File | Sample Type | ISTD | RT | Resp | ISTD Resp | Resp Ratio | Final Conc | Exp. Conc | Accuracy |
|-----------|-------------|------------------|-------|---------|-----------|------------|------------|-----------|----------|
| Dec2802.D | Calibration | Phenanthrene-d10 | 9.377 | 1635441 | 1033723 | 1.5821 | 143.1354 | 150.0000 | 95.4 |
| Dec2803.D | Calibration | Phenanthrene-d10 | 9.377 | 1294653 | 979587 | 1.3216 | 119.5713 | 120.0000 | 99.6 |
| Dec2804.D | Calibration | Phenanthrene-d10 | 9.377 | 1029665 | 936553 | 1.0994 | 99.4672 | 100.0000 | 99.5 |
| Dec2805.D | Calibration | Phenanthrene-d10 | 9.377 | 755015 | 909768 | 0.8299 | 75.0830 | 75.0000 | 100.1 |
| Dec2806.D | Calibration | Phenanthrene-d10 | 9.376 | 502656 | 950320 | 0.5289 | 47.8539 | 50.0000 | 95.7 |
| Dec2807.D | Calibration | Phenanthrene-d10 | 9.377 | 98049 | 866834 | 0.1131 | 10.2335 | 10.0000 | 102.3 |
| Dec2808.D | Calibration | Phenanthrene-d10 | 9.376 | 43255 | 911679 | 0.0474 | 4.2925 | 4.0000 | 107.3 |

Compound: Azobenzene

| Data File | Sample Type | ISTD | RT | Resp | ISTD Resp | Resp Ratio | Final Conc | Exp. Conc | Accuracy |
|-----------|-------------|------------------|-------|---------|-----------|------------|------------|-----------|----------|
| Dec2802.D | Calibration | Phenanthrene-d10 | 9.407 | 2151663 | 1033723 | 2.0815 | 143.1527 | 150.0000 | 95.4 |
| Dec2803.D | Calibration | Phenanthrene-d10 | 9.407 | 1785109 | 979587 | 1.8223 | 123.8437 | 120.0000 | 103.2 |
| Dec2804.D | Calibration | Phenanthrene-d10 | 9.407 | 1452604 | 936553 | 1.5510 | 104.2442 | 100.0000 | 104.2 |
| Dec2805.D | Calibration | Phenanthrene-d10 | 9.407 | 1098194 | 909768 | 1.2071 | 80.2177 | 75.0000 | 107.0 |
| Dec2806.D | Calibration | Phenanthrene-d10 | 9.407 | 636779 | 950320 | 0.6701 | 44.3201 | 50.0000 | 88.6 |
| Dec2807.D | Calibration | Phenanthrene-d10 | 9.407 | 94341 | 866834 | 0.1088 | 8.6489 | 10.0000 | 86.5 |
| Dec2808.D | Calibration | Phenanthrene-d10 | 9.407 | 39656 | 911679 | 0.0435 | 4.6065 | 4.0000 | 115.2 |

Compound: 2,4,6-Tribromophenol

| Data File | Sample Type | ISTD | RT | Resp | ISTD Resp | Resp Ratio | Final Conc | Exp. Conc | Accuracy |
|-----------|-------------|------------------|-------|--------|-----------|------------|------------|-----------|----------|
| Dec2802.D | Calibration | Phenanthrene-d10 | 9.489 | 154129 | 1033723 | 0.1491 | 154.0245 | 150.0000 | 102.7 |
| Dec2803.D | Calibration | Phenanthrene-d10 | 9.479 | 109588 | 979587 | 0.1119 | 116.0643 | 120.0000 | 96.7 |
| Dec2804.D | Calibration | Phenanthrene-d10 | 9.479 | 90583 | 936553 | 0.0967 | 100.6147 | 100.0000 | 100.6 |
| Dec2805.D | Calibration | Phenanthrene-d10 | 9.479 | 64861 | 909768 | 0.0713 | 74.6907 | 75.0000 | 99.6 |
| Dec2806.D | Calibration | Phenanthrene-d10 | 9.479 | 41514 | 950320 | 0.0437 | 46.5392 | 50.0000 | 93.1 |
| Dec2807.D | Calibration | Phenanthrene-d10 | 9.479 | 6676 | 866834 | 0.0077 | 9.8497 | 10.0000 | 98.5 |
| Dec2808.D | Calibration | Phenanthrene-d10 | 9.479 | 2881 | 911679 | 0.0032 | 5.2197 | 4.0000 | 130.5 |

Compound: 4-Bromophenyl-phenylether

| Data File | Sample Type | ISTD | RT | Resp | ISTD Resp | Resp Ratio | Final Conc | Exp. Conc | Accuracy |
|-----------|-------------|------------------|-------|--------|-----------|------------|------------|-----------|----------|
| Dec2802.D | Calibration | Phenanthrene-d10 | 9.806 | 681341 | 1033723 | 0.6591 | 148.5344 | 150.0000 | 99.0 |
| Dec2803.D | Calibration | Phenanthrene-d10 | 9.806 | 502325 | 979587 | 0.5128 | 119.6007 | 120.0000 | 99.7 |
| Dec2804.D | Calibration | Phenanthrene-d10 | 9.806 | 407509 | 936553 | 0.4351 | 103.4865 | 100.0000 | 103.5 |
| Dec2805.D | Calibration | Phenanthrene-d10 | 9.796 | 280063 | 909768 | 0.3078 | 75.7570 | 75.0000 | 101.0 |
| Dec2806.D | Calibration | Phenanthrene-d10 | 9.796 | 177328 | 950320 | 0.1866 | 47.5339 | 50.0000 | 95.1 |
| Dec2807.D | Calibration | Phenanthrene-d10 | 9.796 | 32944 | 866834 | 0.0380 | 9.9134 | 10.0000 | 99.1 |
| Dec2808.D | Calibration | Phenanthrene-d10 | 9.796 | 14937 | 911679 | 0.0164 | 4.1038 | 4.0000 | 102.6 |

Quantitative Analysis Results Summary Report

Compound: Hexachlorobenzene

| Data File | Sample Type | ISTD | RT | Resp | ISTD Resp | Resp Ratio | Final Conc | Exp. Conc | Accuracy |
|-----------|-------------|------------------|-------|--------|-----------|------------|------------|-----------|----------|
| Dec2802.D | Calibration | Phenanthrene-d10 | 9.847 | 620945 | 1033723 | 0.6007 | 149.1176 | 150.0000 | 99.4 |
| Dec2803.D | Calibration | Phenanthrene-d10 | 9.837 | 470415 | 979587 | 0.4802 | 121.8940 | 120.0000 | 101.6 |
| Dec2804.D | Calibration | Phenanthrene-d10 | 9.837 | 357252 | 936553 | 0.3815 | 98.6767 | 100.0000 | 98.7 |
| Dec2805.D | Calibration | Phenanthrene-d10 | 9.837 | 263433 | 909768 | 0.2896 | 76.2575 | 75.0000 | 101.7 |
| Dec2806.D | Calibration | Phenanthrene-d10 | 9.836 | 172867 | 950320 | 0.1819 | 48.8619 | 50.0000 | 97.7 |
| Dec2807.D | Calibration | Phenanthrene-d10 | 9.837 | 33617 | 866834 | 0.0388 | 10.2371 | 10.0000 | 102.4 |
| Dec2808.D | Calibration | Phenanthrene-d10 | 9.837 | 14966 | 911679 | 0.0164 | 3.9421 | 4.0000 | 98.6 |

Compound: Pentachlorophenol

| Data File | Sample Type | ISTD | RT | Resp | ISTD Resp | Resp Ratio | Final Conc | Exp. Conc | Accuracy |
|-----------|-------------|------------------|--------|--------|-----------|------------|------------|-----------|----------|
| Dec2802.D | Calibration | Phenanthrene-d10 | 10.110 | 226760 | 1033723 | 0.2194 | 144.6526 | 150.0000 | 96.4 |
| Dec2803.D | Calibration | Phenanthrene-d10 | 10.110 | 182959 | 979587 | 0.1868 | 122.7015 | 120.0000 | 102.3 |
| Dec2804.D | Calibration | Phenanthrene-d10 | 10.100 | 149246 | 936553 | 0.1594 | 104.4608 | 100.0000 | 104.5 |
| Dec2805.D | Calibration | Phenanthrene-d10 | 10.100 | 108974 | 909768 | 0.1198 | 78.4772 | 75.0000 | 104.6 |
| Dec2806.D | Calibration | Phenanthrene-d10 | 10.100 | 65004 | 950320 | 0.0684 | 45.3259 | 50.0000 | 90.7 |
| Dec2807.D | Calibration | Phenanthrene-d10 | 10.110 | 9351 | 866834 | 0.0108 | 8.8934 | 10.0000 | 88.9 |
| Dec2808.D | Calibration | Phenanthrene-d10 | 10.110 | 3436 | 911679 | 0.0038 | 4.5067 | 4.0000 | 112.7 |

Compound: Phenanthrene

| Data File | Sample Type | ISTD | RT | Resp | ISTD Resp | Resp Ratio | Final Conc | Exp. Conc | Accuracy |
|-----------|-------------|------------------|--------|---------|-----------|------------|------------|-----------|----------|
| Dec2802.D | Calibration | Phenanthrene-d10 | 10.343 | 3788593 | 1033723 | 3.6650 | 149.1853 | 150.0000 | 99.5 |
| Dec2803.D | Calibration | Phenanthrene-d10 | 10.343 | 2917397 | 979587 | 2.9782 | 123.2259 | 120.0000 | 102.7 |
| Dec2804.D | Calibration | Phenanthrene-d10 | 10.333 | 2148983 | 936553 | 2.2946 | 96.5186 | 100.0000 | 96.5 |
| Dec2805.D | Calibration | Phenanthrene-d10 | 10.333 | 1630245 | 909768 | 1.7919 | 76.2757 | 75.0000 | 101.7 |
| Dec2806.D | Calibration | Phenanthrene-d10 | 10.333 | 1095090 | 950320 | 1.1523 | 49.6982 | 50.0000 | 99.4 |
| Dec2807.D | Calibration | Phenanthrene-d10 | 10.333 | 210303 | 866834 | 0.2426 | 10.1187 | 10.0000 | 101.2 |
| Dec2808.D | Calibration | Phenanthrene-d10 | 10.333 | 96351 | 911679 | 0.1057 | 3.9615 | 4.0000 | 99.0 |

Compound: Anthracene

| Data File | Sample Type | ISTD | RT | Resp | ISTD Resp | Resp Ratio | Final Conc | Exp. Conc | Accuracy |
|-----------|-------------|------------------|--------|---------|-----------|------------|------------|-----------|----------|
| Dec2802.D | Calibration | Phenanthrene-d10 | 10.404 | 3353992 | 1033723 | 3.2446 | 146.4996 | 150.0000 | 97.7 |
| Dec2803.D | Calibration | Phenanthrene-d10 | 10.404 | 2649797 | 979587 | 2.7050 | 120.3681 | 120.0000 | 100.3 |
| Dec2804.D | Calibration | Phenanthrene-d10 | 10.404 | 2212422 | 936553 | 2.3623 | 104.2246 | 100.0000 | 104.2 |
| Dec2805.D | Calibration | Phenanthrene-d10 | 10.394 | 1623433 | 909768 | 1.7844 | 77.7359 | 75.0000 | 103.6 |
| Dec2806.D | Calibration | Phenanthrene-d10 | 10.394 | 1029890 | 950320 | 1.0837 | 46.7384 | 50.0000 | 93.5 |
| Dec2807.D | Calibration | Phenanthrene-d10 | 10.394 | 169178 | 866834 | 0.1952 | 9.0084 | 10.0000 | 90.1 |
| Dec2808.D | Calibration | Phenanthrene-d10 | 10.394 | 77101 | 911679 | 0.0846 | 4.4254 | 4.0000 | 110.6 |

Compound: Triallate

| Data File | Sample Type | ISTD | RT | Resp | ISTD Resp | Resp Ratio | Final Conc | Exp. Conc | Accuracy |
|-----------|-------------|------------------|--------|--------|-----------|------------|------------|-----------|----------|
| Dec2802.D | Calibration | Phenanthrene-d10 | 10.465 | 772724 | 1033723 | 0.7475 | 147.5389 | 150.0000 | 98.4 |
| Dec2803.D | Calibration | Phenanthrene-d10 | 10.465 | 594643 | 979587 | 0.6070 | 122.4865 | 120.0000 | 102.1 |

Quantitative Analysis Results Summary Report

Compound: Triallate

| Data File | Sample Type | ISTD | RT | Resp | ISTD Resp | Resp Ratio | Final Conc | Exp. Conc | Accuracy |
|-----------|-------------|------------------|--------|--------|-----------|------------|------------|-----------|----------|
| Dec2804.D | Calibration | Phenanthrene-d10 | 10.465 | 452135 | 936553 | 0.4828 | 99.5231 | 100.0000 | 99.5 |
| Dec2805.D | Calibration | Phenanthrene-d10 | 10.465 | 338494 | 909768 | 0.3721 | 78.3641 | 75.0000 | 104.5 |
| Dec2806.D | Calibration | Phenanthrene-d10 | 10.464 | 208245 | 950320 | 0.2191 | 47.9071 | 50.0000 | 95.8 |
| Dec2807.D | Calibration | Phenanthrene-d10 | 10.465 | 28381 | 866834 | 0.0327 | 8.5564 | 10.0000 | 85.6 |
| Dec2808.D | Calibration | Phenanthrene-d10 | 10.465 | 13258 | 911679 | 0.0145 | 4.5654 | 4.0000 | 114.1 |

Compound: Carbazole

| Data File | Sample Type | ISTD | RT | Resp | ISTD Resp | Resp Ratio | Final Conc | Exp. Conc | Accuracy |
|-----------|-------------|------------------|--------|---------|-----------|------------|------------|-----------|----------|
| Dec2802.D | Calibration | Phenanthrene-d10 | 10.657 | 3633136 | 1033723 | 3.5146 | 152.2962 | 150.0000 | 101.5 |
| Dec2803.D | Calibration | Phenanthrene-d10 | 10.657 | 2874314 | 979587 | 2.9342 | 127.1460 | 120.0000 | 106.0 |
| Dec2804.D | Calibration | Phenanthrene-d10 | 10.647 | 2150549 | 936553 | 2.2962 | 99.5013 | 100.0000 | 99.5 |
| Dec2805.D | Calibration | Phenanthrene-d10 | 10.647 | 1606880 | 909768 | 1.7663 | 76.5358 | 75.0000 | 102.0 |
| Dec2806.D | Calibration | Phenanthrene-d10 | 10.647 | 1056028 | 950320 | 1.1112 | 48.1523 | 50.0000 | 96.3 |
| Dec2807.D | Calibration | Phenanthrene-d10 | 10.637 | 184323 | 866834 | 0.2126 | 9.2141 | 10.0000 | 92.1 |
| Dec2808.D | Calibration | Phenanthrene-d10 | 10.647 | 86277 | 911679 | 0.0946 | 4.1008 | 4.0000 | 102.5 |

Compound: o-Terphenyl

| Data File | Sample Type | ISTD | RT | Resp | ISTD Resp | Resp Ratio | Final Conc | Exp. Conc | Accuracy |
|-----------|-------------|------------------|--------|---------|-----------|------------|------------|-----------|----------|
| Dec2802.D | Calibration | Phenanthrene-d10 | 10.870 | 1867487 | 1033723 | 1.8066 | 150.4557 | 150.0000 | 100.3 |
| Dec2803.D | Calibration | Phenanthrene-d10 | 10.870 | 1372899 | 979587 | 1.4015 | 118.9806 | 120.0000 | 99.2 |
| Dec2804.D | Calibration | Phenanthrene-d10 | 10.870 | 1088882 | 936553 | 1.1626 | 99.8356 | 100.0000 | 99.8 |
| Dec2805.D | Calibration | Phenanthrene-d10 | 10.870 | 801512 | 909768 | 0.8810 | 76.6514 | 75.0000 | 102.2 |
| Dec2806.D | Calibration | Phenanthrene-d10 | 10.870 | 526845 | 950320 | 0.5544 | 48.8599 | 50.0000 | 97.7 |
| Dec2807.D | Calibration | Phenanthrene-d10 | 10.870 | 104985 | 866834 | 0.1211 | 10.3048 | 10.0000 | 103.0 |
| Dec2808.D | Calibration | Phenanthrene-d10 | 10.870 | 46926 | 911679 | 0.0515 | 3.9094 | 4.0000 | 97.7 |

Compound: Di-n-Butylphthalate

| Data File | Sample Type | ISTD | RT | Resp | ISTD Resp | Resp Ratio | Final Conc | Exp. Conc | Accuracy |
|-----------|-------------|------------------|--------|---------|-----------|------------|------------|-----------|----------|
| Dec2802.D | Calibration | Phenanthrene-d10 | 11.265 | 2991931 | 1033723 | 2.8943 | 145.8109 | 150.0000 | 97.2 |
| Dec2803.D | Calibration | Phenanthrene-d10 | 11.265 | 2452963 | 979587 | 2.5041 | 123.4008 | 120.0000 | 102.8 |
| Dec2804.D | Calibration | Phenanthrene-d10 | 11.265 | 2028911 | 936553 | 2.1664 | 105.0116 | 100.0000 | 105.0 |
| Dec2805.D | Calibration | Phenanthrene-d10 | 11.265 | 1466232 | 909768 | 1.6117 | 76.5041 | 75.0000 | 102.0 |
| Dec2806.D | Calibration | Phenanthrene-d10 | 11.265 | 851605 | 950320 | 0.8961 | 42.3012 | 50.0000 | 84.6 |
| Dec2807.D | Calibration | Phenanthrene-d10 | 11.265 | 118476 | 866834 | 0.1367 | 8.5541 | 10.0000 | 85.5 |
| Dec2808.D | Calibration | Phenanthrene-d10 | 11.265 | 44949 | 911679 | 0.0493 | 4.8166 | 4.0000 | 120.4 |

Compound: Fluoranthene

| Data File | Sample Type | ISTD | RT | Resp | ISTD Resp | Resp Ratio | Final Conc | Exp. Conc | Accuracy |
|-----------|-------------|------------------|--------|---------|-----------|------------|------------|-----------|----------|
| Dec2802.D | Calibration | Phenanthrene-d10 | 12.197 | 3579977 | 1033723 | 3.4632 | 146.9721 | 150.0000 | 98.0 |
| Dec2803.D | Calibration | Phenanthrene-d10 | 12.186 | 2755162 | 979587 | 2.8126 | 119.3612 | 120.0000 | 99.5 |
| Dec2804.D | Calibration | Phenanthrene-d10 | 12.187 | 2227987 | 936553 | 2.3789 | 100.9576 | 100.0000 | 101.0 |
| Dec2805.D | Calibration | Phenanthrene-d10 | 12.186 | 1609940 | 909768 | 1.7696 | 75.0996 | 75.0000 | 100.1 |

Quantitative Analysis Results Summary Report

Compound: Fluoranthene

| Data File | Sample Type | ISTD | RT | Resp | ISTD Resp | Resp Ratio | Final Conc | Exp. Conc | Accuracy |
|-----------|-------------|------------------|--------|---------|-----------|------------|------------|-----------|----------|
| Dec2806.D | Calibration | Phenanthrene-d10 | 12.176 | 1051419 | 950320 | 1.1064 | 46.9532 | 50.0000 | 93.9 |
| Dec2807.D | Calibration | Phenanthrene-d10 | 12.176 | 201689 | 866834 | 0.2327 | 9.8743 | 10.0000 | 98.7 |
| Dec2808.D | Calibration | Phenanthrene-d10 | 12.176 | 93501 | 911679 | 0.1026 | 4.3525 | 4.0000 | 108.8 |

Compound: Benzidine

| Data File | Sample Type | ISTD | RT | Resp | ISTD Resp | Resp Ratio | Final Conc | Exp. Conc | Accuracy |
|-----------|-------------|------------------|--------|---------|-----------|------------|------------|-----------|----------|
| Dec2802.D | Calibration | Phenanthrene-d10 | 12.592 | 1327180 | 1033723 | 1.2839 | 146.0621 | 150.0000 | 97.4 |
| Dec2803.D | Calibration | Phenanthrene-d10 | 12.581 | 1059025 | 979587 | 1.0811 | 125.2888 | 120.0000 | 104.4 |
| Dec2804.D | Calibration | Phenanthrene-d10 | 12.592 | 830275 | 936553 | 0.8865 | 104.7223 | 100.0000 | 104.7 |
| Dec2805.D | Calibration | Phenanthrene-d10 | 12.581 | 487971 | 909768 | 0.5364 | 65.9357 | 75.0000 | 87.9 |
| Dec2806.D | Calibration | Phenanthrene-d10 | 12.571 | 406985 | 950320 | 0.4283 | 53.4430 | 50.0000 | 106.9 |
| Dec2807.D | Calibration | Phenanthrene-d10 | 12.571 | 54477 | 866834 | 0.0628 | 9.0915 | 10.0000 | 90.9 |
| Dec2808.D | Calibration | Phenanthrene-d10 | 12.571 | 22905 | 911679 | 0.0251 | 4.3049 | 4.0000 | 107.6 |

Compound: Pyrene

| Data File | Sample Type | ISTD | RT | Resp | ISTD Resp | Resp Ratio | Final Conc | Exp. Conc | Accuracy |
|-----------|-------------|------------------|--------|---------|-----------|------------|------------|-----------|----------|
| Dec2802.D | Calibration | Phenanthrene-d10 | 12.632 | 4003370 | 1033723 | 3.8728 | 149.7101 | 150.0000 | 99.8 |
| Dec2803.D | Calibration | Phenanthrene-d10 | 12.632 | 2996713 | 979587 | 3.0592 | 119.2775 | 120.0000 | 99.4 |
| Dec2804.D | Calibration | Phenanthrene-d10 | 12.632 | 2401643 | 936553 | 2.5643 | 100.4969 | 100.0000 | 100.5 |
| Dec2805.D | Calibration | Phenanthrene-d10 | 12.622 | 1780968 | 909768 | 1.9576 | 77.1748 | 75.0000 | 102.9 |
| Dec2806.D | Calibration | Phenanthrene-d10 | 12.622 | 1160626 | 950320 | 1.2213 | 48.4188 | 50.0000 | 96.8 |
| Dec2807.D | Calibration | Phenanthrene-d10 | 12.622 | 219828 | 866834 | 0.2536 | 9.8261 | 10.0000 | 98.3 |
| Dec2808.D | Calibration | Phenanthrene-d10 | 12.622 | 101939 | 911679 | 0.1118 | 4.0918 | 4.0000 | 102.3 |

Compound: Terphenyl-d14

| Data File | Sample Type | ISTD | RT | Resp | ISTD Resp | Resp Ratio | Final Conc | Exp. Conc | Accuracy |
|-----------|-------------|------------------|--------|---------|-----------|------------|------------|-----------|----------|
| Dec2802.D | Calibration | Phenanthrene-d10 | 13.149 | 2311109 | 1033723 | 2.2357 | 147.2211 | 150.0000 | 98.1 |
| Dec2803.D | Calibration | Phenanthrene-d10 | 13.139 | 1826846 | 979587 | 1.8649 | 122.8041 | 120.0000 | 102.3 |
| Dec2804.D | Calibration | Phenanthrene-d10 | 13.139 | 1452924 | 936553 | 1.5514 | 102.1561 | 100.0000 | 102.2 |
| Dec2805.D | Calibration | Phenanthrene-d10 | 13.139 | 1013764 | 909768 | 1.1143 | 73.3770 | 75.0000 | 97.8 |
| Dec2806.D | Calibration | Phenanthrene-d10 | 13.128 | 690609 | 950320 | 0.7267 | 47.8538 | 50.0000 | 95.7 |
| Dec2807.D | Calibration | Phenanthrene-d10 | 13.128 | 123289 | 866834 | 0.1422 | 9.3657 | 10.0000 | 93.7 |
| Dec2808.D | Calibration | Phenanthrene-d10 | 13.128 | 61005 | 911679 | 0.0669 | 4.4064 | 4.0000 | 110.2 |

Compound: Butylbenzylphthalate

| Data File | Sample Type | ISTD | RT | Resp | ISTD Resp | Resp Ratio | Final Conc | Exp. Conc | Accuracy |
|-----------|-------------|--------------|--------|---------|-----------|------------|------------|-----------|----------|
| Dec2802.D | Calibration | Chrysene-d12 | 14.643 | 1016385 | 662226 | 1.5348 | 146.8716 | 150.0000 | 97.9 |
| Dec2803.D | Calibration | Chrysene-d12 | 14.633 | 789735 | 648033 | 1.2187 | 120.1120 | 120.0000 | 100.1 |
| Dec2804.D | Calibration | Chrysene-d12 | 14.633 | 631434 | 602177 | 1.0486 | 105.1557 | 100.0000 | 105.2 |
| Dec2805.D | Calibration | Chrysene-d12 | 14.633 | 437468 | 588134 | 0.7438 | 77.2394 | 75.0000 | 103.0 |
| Dec2806.D | Calibration | Chrysene-d12 | 14.623 | 251486 | 592530 | 0.4244 | 46.2057 | 50.0000 | 92.4 |
| Dec2807.D | Calibration | Chrysene-d12 | 14.613 | 36348 | 552319 | 0.0658 | 8.7139 | 10.0000 | 87.1 |

Quantitative Analysis Results Summary Report

Compound: Butylbenzylphthalate

| Data File | Sample Type | ISTD | RT | Resp | ISTD Resp | Resp Ratio | Final Conc | Exp. Conc | Accuracy |
|-----------|-------------|--------------|--------|-------|-----------|------------|------------|-----------|----------|
| Dec2808.D | Calibration | Chrysene-d12 | 14.612 | 15598 | 557226 | 0.0280 | 4.5689 | 4.0000 | 114.2 |

Compound: Benzo(a)Anthracene

| Data File | Sample Type | ISTD | RT | Resp | ISTD Resp | Resp Ratio | Final Conc | Exp. Conc | Accuracy |
|-----------|-------------|--------------|--------|---------|-----------|------------|------------|-----------|----------|
| Dec2802.D | Calibration | Chrysene-d12 | 15.880 | 2687750 | 662226 | 4.0587 | 152.2440 | 150.0000 | 101.5 |
| Dec2803.D | Calibration | Chrysene-d12 | 15.880 | 2115221 | 648033 | 3.2641 | 122.4380 | 120.0000 | 102.0 |
| Dec2804.D | Calibration | Chrysene-d12 | 15.870 | 1608636 | 602177 | 2.6714 | 100.2055 | 100.0000 | 100.2 |
| Dec2805.D | Calibration | Chrysene-d12 | 15.870 | 1178864 | 588134 | 2.0044 | 75.1874 | 75.0000 | 100.2 |
| Dec2806.D | Calibration | Chrysene-d12 | 15.859 | 769912 | 592530 | 1.2994 | 48.7403 | 50.0000 | 97.5 |
| Dec2807.D | Calibration | Chrysene-d12 | 15.849 | 138832 | 552319 | 0.2514 | 9.4288 | 10.0000 | 94.3 |
| Dec2808.D | Calibration | Chrysene-d12 | 15.849 | 61944 | 557226 | 0.1112 | 4.1699 | 4.0000 | 104.2 |

Compound: Chrysene

| Data File | Sample Type | ISTD | RT | Resp | ISTD Resp | Resp Ratio | Final Conc | Exp. Conc | Accuracy |
|-----------|-------------|--------------|--------|---------|-----------|------------|------------|-----------|----------|
| Dec2802.D | Calibration | Chrysene-d12 | 16.003 | 2990250 | 662226 | 4.5155 | 148.2872 | 150.0000 | 98.9 |
| Dec2803.D | Calibration | Chrysene-d12 | 15.992 | 2268471 | 648033 | 3.5005 | 114.9578 | 120.0000 | 95.8 |
| Dec2804.D | Calibration | Chrysene-d12 | 15.982 | 1846376 | 602177 | 3.0662 | 100.6929 | 100.0000 | 100.7 |
| Dec2805.D | Calibration | Chrysene-d12 | 15.972 | 1325598 | 588134 | 2.2539 | 74.0181 | 75.0000 | 98.7 |
| Dec2806.D | Calibration | Chrysene-d12 | 15.972 | 856742 | 592530 | 1.4459 | 47.4835 | 50.0000 | 95.0 |
| Dec2807.D | Calibration | Chrysene-d12 | 15.951 | 159229 | 552319 | 0.2883 | 9.4675 | 10.0000 | 94.7 |
| Dec2808.D | Calibration | Chrysene-d12 | 15.951 | 78947 | 557226 | 0.1417 | 4.6527 | 4.0000 | 116.3 |

Compound: 3,3-Dichlorobenzidine

| Data File | Sample Type | ISTD | RT | Resp | ISTD Resp | Resp Ratio | Final Conc | Exp. Conc | Accuracy |
|-----------|-------------|--------------|--------|--------|-----------|------------|------------|-----------|----------|
| Dec2802.D | Calibration | Chrysene-d12 | 16.033 | 841603 | 662226 | 1.2709 | 147.3099 | 150.0000 | 98.2 |
| Dec2803.D | Calibration | Chrysene-d12 | 16.033 | 649256 | 648033 | 1.0019 | 119.4687 | 120.0000 | 99.6 |
| Dec2804.D | Calibration | Chrysene-d12 | 16.023 | 529237 | 602177 | 0.8789 | 106.2854 | 100.0000 | 106.3 |
| Dec2805.D | Calibration | Chrysene-d12 | 16.023 | 350810 | 588134 | 0.5965 | 74.8077 | 75.0000 | 99.7 |
| Dec2806.D | Calibration | Chrysene-d12 | 16.013 | 216731 | 592530 | 0.3658 | 47.6629 | 50.0000 | 95.3 |
| Dec2807.D | Calibration | Chrysene-d12 | 16.002 | 31355 | 552319 | 0.0568 | 8.8836 | 10.0000 | 88.8 |
| Dec2808.D | Calibration | Chrysene-d12 | 16.002 | 12933 | 557226 | 0.0232 | 4.4795 | 4.0000 | 112.0 |

Compound: bis(2-ethylhexyl)Phthalate

| Data File | Sample Type | ISTD | RT | Resp | ISTD Resp | Resp Ratio | Final Conc | Exp. Conc | Accuracy |
|-----------|-------------|--------------|--------|--------|-----------|------------|------------|-----------|----------|
| Dec2802.D | Calibration | Chrysene-d12 | 16.718 | 365081 | 662226 | 0.5513 | 147.9309 | 150.0000 | 98.6 |
| Dec2803.D | Calibration | Chrysene-d12 | 16.708 | 271955 | 648033 | 0.4197 | 119.5624 | 120.0000 | 99.6 |
| Dec2804.D | Calibration | Chrysene-d12 | 16.708 | 214493 | 602177 | 0.3562 | 104.8539 | 100.0000 | 104.9 |
| Dec2805.D | Calibration | Chrysene-d12 | 16.708 | 141948 | 588134 | 0.2414 | 76.0444 | 75.0000 | 101.4 |
| Dec2806.D | Calibration | Chrysene-d12 | 16.707 | 81276 | 592530 | 0.1372 | 46.6731 | 50.0000 | 93.3 |
| Dec2807.D | Calibration | Chrysene-d12 | 16.697 | 12906 | 552319 | 0.0234 | 9.2767 | 10.0000 | 92.8 |
| Dec2808.D | Calibration | Chrysene-d12 | 16.697 | 5581 | 557226 | 0.0100 | 4.3751 | 4.0000 | 109.4 |

Quantitative Analysis Results Summary Report

Compound: Di-n-octyl Phthalate

| Data File | Sample Type | ISTD | RT | Resp | ISTD Resp | Resp Ratio | Final Conc | Exp. Conc | Accuracy |
|-----------|-------------|--------------|--------|---------|-----------|------------|------------|-----------|----------|
| Dec2802.D | Calibration | Perylene-d12 | 18.386 | 2582125 | 458113 | 5.6364 | 148.4492 | 150.0000 | 99.0 |
| Dec2803.D | Calibration | Perylene-d12 | 18.386 | 1957063 | 458114 | 4.2720 | 119.4457 | 120.0000 | 99.5 |
| Dec2804.D | Calibration | Perylene-d12 | 18.386 | 1535607 | 428220 | 3.5860 | 103.7532 | 100.0000 | 103.8 |
| Dec2805.D | Calibration | Perylene-d12 | 18.376 | 1039627 | 423271 | 2.4562 | 75.8308 | 75.0000 | 101.1 |
| Dec2806.D | Calibration | Perylene-d12 | 18.375 | 597253 | 413633 | 1.4439 | 47.9498 | 50.0000 | 95.9 |
| Dec2807.D | Calibration | Perylene-d12 | 18.366 | 85510 | 387795 | 0.2205 | 8.8854 | 10.0000 | 88.9 |
| Dec2808.D | Calibration | Perylene-d12 | 18.365 | 38603 | 399342 | 0.0967 | 4.4751 | 4.0000 | 111.9 |

Compound: Benzo(b)fluoranthene

| Data File | Sample Type | ISTD | RT | Resp | ISTD Resp | Resp Ratio | Final Conc | Exp. Conc | Accuracy |
|-----------|-------------|--------------|--------|---------|-----------|------------|------------|-----------|----------|
| Dec2802.D | Calibration | Perylene-d12 | 18.649 | 2531540 | 458113 | 5.5260 | 155.0591 | 150.0000 | 103.4 |
| Dec2803.D | Calibration | Perylene-d12 | 18.639 | 1935328 | 458114 | 4.2246 | 118.5403 | 120.0000 | 98.8 |
| Dec2804.D | Calibration | Perylene-d12 | 18.639 | 1531709 | 428220 | 3.5769 | 100.3677 | 100.0000 | 100.4 |
| Dec2805.D | Calibration | Perylene-d12 | 18.629 | 1135032 | 423271 | 2.6816 | 75.2444 | 75.0000 | 100.3 |
| Dec2806.D | Calibration | Perylene-d12 | 18.629 | 714670 | 413633 | 1.7278 | 48.4815 | 50.0000 | 97.0 |
| Dec2807.D | Calibration | Perylene-d12 | 18.609 | 133022 | 387795 | 0.3430 | 9.6251 | 10.0000 | 96.3 |
| Dec2808.D | Calibration | Perylene-d12 | 18.608 | 59168 | 399342 | 0.1482 | 4.1574 | 4.0000 | 103.9 |

Compound: Benzo(k)fluoranthene

| Data File | Sample Type | ISTD | RT | Resp | ISTD Resp | Resp Ratio | Final Conc | Exp. Conc | Accuracy |
|-----------|-------------|--------------|--------|---------|-----------|------------|------------|-----------|----------|
| Dec2802.D | Calibration | Perylene-d12 | 18.710 | 2907393 | 458113 | 6.3465 | 164.1991 | 150.0000 | 109.5 |
| Dec2803.D | Calibration | Perylene-d12 | 18.700 | 2143782 | 458114 | 4.6796 | 121.0728 | 120.0000 | 100.9 |
| Dec2804.D | Calibration | Perylene-d12 | 18.700 | 1670974 | 428220 | 3.9021 | 100.9583 | 100.0000 | 101.0 |
| Dec2805.D | Calibration | Perylene-d12 | 18.690 | 1232144 | 423271 | 2.9110 | 75.3152 | 75.0000 | 100.4 |
| Dec2806.D | Calibration | Perylene-d12 | 18.679 | 782271 | 413633 | 1.8912 | 48.9307 | 50.0000 | 97.9 |
| Dec2807.D | Calibration | Perylene-d12 | 18.669 | 145051 | 387795 | 0.3740 | 9.6774 | 10.0000 | 96.8 |
| Dec2808.D | Calibration | Perylene-d12 | 18.669 | 57805 | 399342 | 0.1447 | 3.7451 | 4.0000 | 93.6 |

Compound: Benzo(a)pyrene

| Data File | Sample Type | ISTD | RT | Resp | ISTD Resp | Resp Ratio | Final Conc | Exp. Conc | Accuracy |
|-----------|-------------|--------------|--------|---------|-----------|------------|------------|-----------|----------|
| Dec2802.D | Calibration | Perylene-d12 | 19.236 | 2566771 | 458113 | 5.6029 | 150.6774 | 150.0000 | 100.5 |
| Dec2803.D | Calibration | Perylene-d12 | 19.236 | 1945061 | 458114 | 4.2458 | 119.7988 | 120.0000 | 99.8 |
| Dec2804.D | Calibration | Perylene-d12 | 19.226 | 1424857 | 428220 | 3.3274 | 97.3735 | 100.0000 | 97.4 |
| Dec2805.D | Calibration | Perylene-d12 | 19.216 | 1084549 | 423271 | 2.5623 | 77.5419 | 75.0000 | 103.4 |
| Dec2806.D | Calibration | Perylene-d12 | 19.216 | 649490 | 413633 | 1.5702 | 49.9159 | 50.0000 | 99.8 |
| Dec2807.D | Calibration | Perylene-d12 | 19.206 | 106256 | 387795 | 0.2740 | 9.5211 | 10.0000 | 95.2 |
| Dec2808.D | Calibration | Perylene-d12 | 19.196 | 46172 | 399342 | 0.1156 | 4.1552 | 4.0000 | 103.9 |

Compound: Indeno(1,2,3-c,d)pyrene

| Data File | Sample Type | ISTD | RT | Resp | ISTD Resp | Resp Ratio | Final Conc | Exp. Conc | Accuracy |
|-----------|-------------|--------------|--------|---------|-----------|------------|------------|-----------|----------|
| Dec2802.D | Calibration | Perylene-d12 | 20.978 | 1879964 | 458113 | 4.1037 | 150.7798 | 150.0000 | 100.5 |
| Dec2803.D | Calibration | Perylene-d12 | 20.968 | 1428035 | 458114 | 3.1172 | 118.0424 | 120.0000 | 98.4 |

Quantitative Analysis Results Summary Report

Compound: Indeno(1,2,3-c,d)pyrene

| Data File | Sample Type | ISTD | RT | Resp | ISTD Resp | Resp Ratio | Final Conc | Exp. Conc | Accuracy |
|-----------|-------------|--------------|--------|---------|-----------|------------|------------|-----------|----------|
| Dec2804.D | Calibration | Perylene-d12 | 20.968 | 1118524 | 428220 | 2.6120 | 100.5804 | 100.0000 | 100.6 |
| Dec2805.D | Calibration | Perylene-d12 | 20.958 | 815107 | 423271 | 1.9257 | 76.0007 | 75.0000 | 101.3 |
| Dec2806.D | Calibration | Perylene-d12 | 20.958 | 506218 | 413633 | 1.2238 | 49.7134 | 50.0000 | 99.4 |
| Dec2807.D | Calibration | Perylene-d12 | 20.938 | 86021 | 387795 | 0.2218 | 9.8138 | 10.0000 | 98.1 |
| Dec2808.D | Calibration | Perylene-d12 | 20.937 | 33442 | 399342 | 0.0837 | 4.0651 | 4.0000 | 101.6 |

Compound: Dibenzo(a,h)anthracene

| Data File | Sample Type | ISTD | RT | Resp | ISTD Resp | Resp Ratio | Final Conc | Exp. Conc | Accuracy |
|-----------|-------------|--------------|--------|---------|-----------|------------|------------|-----------|----------|
| Dec2802.D | Calibration | Perylene-d12 | 21.039 | 1972310 | 458113 | 4.3053 | 149.2076 | 150.0000 | 99.5 |
| Dec2803.D | Calibration | Perylene-d12 | 21.039 | 1587150 | 458114 | 3.4645 | 120.7707 | 120.0000 | 100.6 |
| Dec2804.D | Calibration | Perylene-d12 | 21.029 | 1209636 | 428220 | 2.8248 | 98.9596 | 100.0000 | 99.0 |
| Dec2805.D | Calibration | Perylene-d12 | 21.019 | 927685 | 423271 | 2.1917 | 77.2236 | 75.0000 | 103.0 |
| Dec2806.D | Calibration | Perylene-d12 | 21.018 | 575017 | 413633 | 1.3902 | 49.4836 | 50.0000 | 99.0 |
| Dec2807.D | Calibration | Perylene-d12 | 21.008 | 90361 | 387795 | 0.2330 | 8.9886 | 10.0000 | 89.9 |
| Dec2808.D | Calibration | Perylene-d12 | 21.008 | 40671 | 399342 | 0.1018 | 4.3642 | 4.0000 | 109.1 |

Compound: Benzo(g,h,i)perylene

| Data File | Sample Type | ISTD | RT | Resp | ISTD Resp | Resp Ratio | Final Conc | Exp. Conc | Accuracy |
|-----------|-------------|--------------|--------|---------|-----------|------------|------------|-----------|----------|
| Dec2802.D | Calibration | Perylene-d12 | 21.312 | 2226169 | 458113 | 4.8594 | 148.7054 | 150.0000 | 99.1 |
| Dec2803.D | Calibration | Perylene-d12 | 21.302 | 1789954 | 458114 | 3.9072 | 121.2816 | 120.0000 | 101.1 |
| Dec2804.D | Calibration | Perylene-d12 | 21.302 | 1382277 | 428220 | 3.2280 | 101.2584 | 100.0000 | 101.3 |
| Dec2805.D | Calibration | Perylene-d12 | 21.292 | 979101 | 423271 | 2.3132 | 73.6405 | 75.0000 | 98.2 |
| Dec2806.D | Calibration | Perylene-d12 | 21.282 | 648415 | 413633 | 1.5676 | 50.5361 | 50.0000 | 101.1 |
| Dec2807.D | Calibration | Perylene-d12 | 21.272 | 109541 | 387795 | 0.2825 | 9.3297 | 10.0000 | 93.3 |
| Dec2808.D | Calibration | Perylene-d12 | 21.272 | 50982 | 399342 | 0.1277 | 4.2389 | 4.0000 | 106.0 |

Initial Calibration Report - Instrument #1

Method Path
 Method File
 Batch Name \\MASSHUNTER\Org\Data\SV5973N.I\sd122821\1 DOD bna\QuantResults\122821 bna 1 CAL.batch.bin
 Last Calib Update 12/29/2021 7:25:46 PM

| Level Name | Calibration Files | Acq. Date-Time | Level Last Update Time |
|------------|--|-----------------------|------------------------|
| 7 | \\MASSHUNTER\Org\Data\SV5973N.I\sd122821\1 DOD bna\Dec2802.D | 12/28/2021 2:24:27 PM | 12/29/2021 7:25:46 PM |
| 6 | \\MASSHUNTER\Org\Data\SV5973N.I\sd122821\1 DOD bna\Dec2803.D | 12/28/2021 2:57:01 PM | 12/29/2021 7:25:46 PM |
| 5 | \\MASSHUNTER\Org\Data\SV5973N.I\sd122821\1 DOD bna\Dec2804.D | 12/28/2021 3:29:32 PM | 12/29/2021 7:25:46 PM |
| 4 | \\MASSHUNTER\Org\Data\SV5973N.I\sd122821\1 DOD bna\Dec2805.D | 12/28/2021 4:02:09 PM | 12/29/2021 7:25:46 PM |
| 3 | \\MASSHUNTER\Org\Data\SV5973N.I\sd122821\1 DOD bna\Dec2806.D | 12/28/2021 4:34:38 PM | 12/29/2021 7:25:46 PM |
| 2 | \\MASSHUNTER\Org\Data\SV5973N.I\sd122821\1 DOD bna\Dec2807.D | 12/28/2021 5:07:14 PM | 12/29/2021 7:25:46 PM |
| 1 | \\MASSHUNTER\Org\Data\SV5973N.I\sd122821\1 DOD bna\Dec2808.D | 12/28/2021 5:39:44 PM | 12/29/2021 7:25:46 PM |

| Compound | Curve Fit | 7 | 6 | 5 | 4 | 3 | 2 | 1 | Avg RF | %RSD |
|-------------------------------|-----------|--------|--------|--------|--------|--------|--------|--------|--------|----------|
| I 1,4-Dichlorobenzene-d4 | | | | | | | | | | |
| ----- ISTD ----- | | | | | | | | | | |
| T N-Nitrosodimethylamine | Quadratic | 0.3692 | 0.4465 | 0.4431 | 0.4322 | 0.4056 | 0.3250 | 0.3687 | 0.3986 | 11.511 |
| T Pyridine | Quadratic | 0.9340 | 1.1117 | 1.0580 | 1.0725 | 1.0337 | 0.7754 | 0.8270 | 0.9732 | 13.392 |
| S 2-Fluorophenol | Quadratic | 0.9662 | 0.9913 | 0.9296 | 0.9454 | 0.9458 | 0.8483 | 0.9372 | 0.9377 | 4.744 |
| T Aniline | Quadratic | 1.8953 | 1.9872 | 2.0124 | 2.1389 | 1.8321 | 1.8784 | 1.9119 | 1.9509 | 5.310 |
| S Phenol-d5 | Quadratic | 1.2619 | 1.3055 | 1.3821 | 1.4511 | 1.3005 | 1.2149 | 1.1376 | 1.2934 | 8.009 |
| T Phenol | Quadratic | 1.4761 | 1.3788 | 1.5006 | 1.6615 | 1.4566 | 1.3180 | 1.1968 | 1.4269 | 10.351 |
| T bis(-2-Chloroethyl)Ether | Quadratic | 1.0429 | 1.2396 | 1.2397 | 1.2773 | 1.1883 | 1.2869 | 1.2076 | 1.2118 | 6.787 |
| T 2-Chlorophenol | Quadratic | 0.9038 | 1.0387 | 1.1012 | 1.1548 | 1.0907 | 1.1019 | 0.9595 | 1.0501 | 8.485 |
| T 1,3-Dichlorobenzene | Avg RF | 1.4302 | 1.4266 | 1.4095 | 1.4572 | 1.3830 | 1.4651 | 1.6011 | 1.4532 | 4.875 |
| T 1,4-Dichlorobenzene | Avg RF | 1.4692 | 1.3606 | 1.3973 | 1.4227 | 1.3747 | 1.4399 | 1.5680 | 1.4332 | 4.902 |
| T 1,2-Dichlorobenzene | Avg RF | 1.3632 | 1.5122 | 1.4584 | 1.4946 | 1.4989 | 1.5323 | 1.6483 | 1.5011 | 5.683 |
| T Benzyl Alcohol | Quadratic | 0.5928 | 0.6951 | 0.7538 | 0.7275 | 0.6305 | 0.5345 | 0.3683 | 0.6146 | 21.669 # |
| T bis(2-chloroisopropyl)Ether | Avg RF | 0.4058 | 0.4392 | 0.4752 | 0.5104 | 0.4464 | 0.5010 | 0.4139 | 0.4560 | 8.958 |
| T 2-Methylphenol | Quadratic | 1.0380 | 1.0406 | 1.0976 | 1.1487 | 1.0796 | 1.0406 | 0.9418 | 1.0553 | 6.082 |
| T N-nitroso-Di-n-propylamine | Quadratic | 0.6768 | 0.8170 | 0.8466 | 0.8535 | 0.7525 | 0.8089 | 0.7845 | 0.7914 | 7.748 |
| T 4Methylphenol/3Methylphenol | Quadratic | 1.4138 | 1.4076 | 1.4252 | 1.5315 | 1.4444 | 1.5310 | 1.4185 | 1.4531 | 3.758 |
| T Hexachloroethane | Quadratic | 0.3669 | 0.3726 | 0.3955 | 0.3999 | 0.3827 | 0.3620 | 0.3967 | 0.3823 | 4.036 |
| S Nitrobenzene-d5 | Quadratic | 0.6389 | 0.6679 | 0.6930 | 0.6969 | 0.6255 | 0.6937 | 0.7229 | 0.6770 | 5.126 |
| T Nitrobenzene | Quadratic | 0.2968 | 0.3686 | 0.3631 | 0.3514 | 0.3003 | 0.3314 | 0.2715 | 0.3262 | 11.437 |
| I Naphthalene-d8 | | | | | | | | | | |
| ----- ISTD ----- | | | | | | | | | | |
| T Isophorone | Quadratic | 0.4963 | 0.5257 | 0.5059 | 0.4936 | 0.4657 | 0.4177 | 0.4254 | 0.4758 | 8.645 |
| T 2-Nitrophenol | Quadratic | 0.0825 | 0.0884 | 0.0837 | 0.0861 | 0.0764 | 0.0677 | 0.0586 | 0.0776 | 14.032 |
| T 2,4-Dimethylphenol | Quadratic | 0.2626 | 0.3096 | 0.2973 | 0.2790 | 0.2577 | 0.2496 | 0.2803 | 0.2766 | 7.832 |
| T bis(-2-Chloroethoxy)Methane | Quadratic | 0.3251 | 0.3810 | 0.3786 | 0.3674 | 0.3449 | 0.3388 | 0.3091 | 0.3493 | 7.861 |
| T Benzoic Acid | Quadratic | 0.1396 | 0.1520 | 0.1560 | 0.1577 | 0.1392 | 0.0961 | 0.1105 | 0.1359 | 17.502 # |
| T 2,4-Dichlorophenol | Quadratic | 0.1944 | 0.2157 | 0.2190 | 0.2275 | 0.2193 | 0.2055 | 0.2059 | 0.2125 | 5.239 |
| T 1,2,4-Trichlorobenzene | Avg RF | 0.2779 | 0.3058 | 0.2943 | 0.2895 | 0.2833 | 0.2807 | 0.3352 | 0.2952 | 6.767 |
| T Naphthalene | Avg RF | 0.8610 | 1.0138 | 0.9889 | 0.9770 | 0.9303 | 0.9497 | 1.0799 | 0.9715 | 7.062 |
| T 4-Chlorophenol | Quadratic | 0.0831 | 0.0869 | 0.0834 | 0.0825 | 0.0788 | 0.0706 | 0.1139 | 0.0856 | 15.785 # |

Initial Calibration Report - Instrument #1

| Compound | Curve Fit | 7 | 6 | 5 | 4 | 3 | 2 | 1 | Avg RF | %RSD |
|------------------------------|-----------|--------|--------|--------|--------|--------|--------|--------|----------|----------|
| T p-Chloroaniline | Quadratic | 0.3789 | 0.3904 | 0.3611 | 0.3589 | 0.3407 | 0.3331 | 0.3887 | 0.3645 | 6.195 |
| T Hexachlorobutadiene | Avg RF | 0.1549 | 0.1682 | 0.1530 | 0.1447 | 0.1416 | 0.1411 | 0.1567 | 0.1514 | 6.446 |
| T 4-Chloro-2-Methylphenol | Avg RF | 0.2091 | 0.2314 | 0.2393 | 0.2290 | 0.2317 | 0.2139 | 0.2326 | 0.2267 | 4.828 |
| T 4-Chloro-3-Methylphenol | Avg RF | 0.2204 | 0.2334 | 0.2284 | 0.2311 | 0.2161 | 0.2005 | 0.2472 | 0.2253 | 6.566 |
| T 2-Methylnaphthalene | Quadratic | 0.5038 | 0.5396 | 0.5650 | 0.5402 | 0.5650 | 0.5757 | 0.6655 | 0.5650 | 8.915 |
| T 1-Methylnaphthalene | Quadratic | 0.4966 | 0.5341 | 0.5581 | 0.5459 | 0.5537 | 0.5939 | 0.7005 | 0.5690 | 11.408 |
| I Acenaphthene-d10 | | | | | | | | | | |
| ----- ISTD ----- | | | | | | | | | | |
| T Hexachlorocyclopentadiene | Quadratic | 0.1689 | 0.1637 | 0.1566 | 0.1432 | 0.1325 | 0.1139 | 0.1188 | 0.1425 | 15.227 # |
| T 2,4,6-Trichlorophenol | Quadratic | 0.2542 | 0.2508 | 0.2512 | 0.2463 | 0.2552 | 0.2345 | 0.2494 | 0.2488 | 2.795 |
| T 2,4,5-Trichlorophenol | Avg RF | 0.2717 | 0.2800 | 0.3053 | 0.2834 | 0.2840 | 0.2908 | 0.2878 | 0.2862 | 3.637 |
| S 2-Fluorobiphenyl | Quadratic | 1.2165 | 1.3244 | 1.3580 | 1.3367 | 1.3681 | 1.4697 | 1.4753 | 1.3641 | 6.535 |
| T 2-Chloronaphthalene | Quadratic | 1.0748 | 1.1286 | 1.1595 | 1.0535 | 1.0912 | 1.1197 | 1.1151 | 1.1061 | 3.216 |
| T 2-Nitroaniline | Quadratic | 0.1720 | 0.1809 | 0.1898 | 0.1675 | 0.1677 | 0.1527 | 0.1293 | 0.1657 | 11.957 |
| T Dimethyl Phthalate | Quadratic | 1.0240 | 1.0421 | 1.0544 | 0.9916 | 0.9563 | 0.8511 | 0.7888 | 0.9584 | 10.599 |
| T 2,6-Dinitrotoluene | Quadratic | 0.1127 | 0.1137 | 0.1233 | 0.1137 | 0.1087 | 0.1016 | 0.1009 | 0.1106 | 7.034 |
| T Acenaphthylene | Quadratic | 1.8705 | 1.8018 | 1.7923 | 1.6111 | 1.7527 | 1.8400 | 1.8447 | 1.7876 | 4.870 |
| T 3-Nitroaniline | Quadratic | 0.1462 | 0.1544 | 0.1434 | 0.1211 | 0.1347 | 0.1016 | 0.1083 | 0.1300 | 15.435 # |
| T Acenaphthene | Quadratic | 1.0296 | 0.9625 | 0.9859 | 0.9725 | 1.0441 | 1.1019 | 1.2462 | 1.0489 | 9.487 |
| T 2,4-Dinitrophenol | Quadratic | 0.0735 | 0.0669 | 0.0695 | 0.0593 | 0.0511 | 0.0273 | | 0.0579 | 29.350 # |
| T Dibenzofuran | Quadratic | 1.6383 | 1.6072 | 1.5571 | 1.5707 | 1.6638 | 1.7265 | 1.7877 | 1.6502 | 5.063 |
| T 4-Nitrophenol | Quadratic | 0.1551 | 0.1715 | 0.1687 | 0.1649 | 0.1532 | 0.1588 | 0.1600 | 0.1617 | 4.232 |
| T 2,4-Dinitrotoluene | Quadratic | 0.1613 | 0.1615 | 0.1591 | 0.1479 | 0.1338 | 0.1119 | 0.1035 | 0.1398 | 17.282 # |
| T Diethylphthalate | Quadratic | 1.0632 | 1.0730 | 1.1449 | 1.0852 | 0.9736 | 0.8678 | 0.6955 | 0.9861 | 15.880 # |
| T Fluorene | Quadratic | 1.4225 | 1.3068 | 1.2933 | 1.2237 | 1.3518 | 1.3848 | 1.5518 | 1.3621 | 7.769 |
| T 4-Chlorophenyl-phenylether | Quadratic | 0.6042 | 0.5687 | 0.5653 | 0.5190 | 0.5085 | 0.5587 | 0.5912 | 0.5594 | 6.258 |
| I Phenanthrene-d10 | | | | | | | | | | |
| ----- ISTD ----- | | | | | | | | | | |
| T 4-Nitroaniline | Quadratic | 0.0756 | 0.0831 | 0.0800 | 0.0822 | 0.0699 | 0.0499 | 0.0527 | 0.0705 | 19.698 # |
| T 4,6-Dinitro-2-methylphenol | Quadratic | 0.0558 | 0.0519 | 0.0498 | 0.0444 | 0.0374 | 0.0254 | 0.0251 | 0.0414 # | 30.166 # |
| T N-nitrosodiphenylamine | Avg RF | 0.4219 | 0.4405 | 0.4398 | 0.4426 | 0.4231 | 0.4524 | 0.4745 | 0.4421 | 4.056 |
| T Azobenzene | Quadratic | 0.5551 | 0.6074 | 0.6204 | 0.6438 | 0.5361 | 0.4353 | 0.4350 | 0.5476 | 15.569 # |
| S 2,4,6-Tribromophenol | Linear | 0.0398 | 0.0373 | 0.0387 | 0.0380 | 0.0349 | 0.0308 | 0.0316 | 0.0359 # | 9.819 |
| T 4-Bromophenyl-phenylether | Quadratic | 0.1758 | 0.1709 | 0.1740 | 0.1642 | 0.1493 | 0.1520 | 0.1638 | 0.1643 | 6.321 |
| T Hexachlorobenzene | Quadratic | 0.1602 | 0.1601 | 0.1526 | 0.1544 | 0.1455 | 0.1551 | 0.1642 | 0.1560 | 3.928 |
| T Pentachlorophenol | Quadratic | 0.0585 | 0.0623 | 0.0637 | 0.0639 | 0.0547 | 0.0431 | 0.0377 | 0.0548 | 19.125 # |
| T Phenanthrene | Quadratic | 0.9773 | 0.9927 | 0.9178 | 0.9557 | 0.9219 | 0.9704 | 1.0569 | 0.9704 | 4.862 |
| T Anthracene | Quadratic | 0.8652 | 0.9017 | 0.9449 | 0.9517 | 0.8670 | 0.7807 | 0.8457 | 0.8796 | 6.767 |
| T Triallate | Quadratic | 0.1993 | 0.2023 | 0.1931 | 0.1984 | 0.1753 | 0.1310 | 0.1454 | 0.1778 | 16.190 # |
| T Carbazole | Avg RF | 0.9372 | 0.9781 | 0.9185 | 0.9420 | 0.8890 | 0.8506 | 0.9464 | 0.9231 | 4.546 |
| T o-Terphenyl | Quadratic | 0.4818 | 0.4672 | 0.4651 | 0.4699 | 0.4435 | 0.4845 | 0.5147 | 0.4752 | 4.619 |
| T Di-n-Butylphthalate | Quadratic | 0.7718 | 0.8347 | 0.8665 | 0.8595 | 0.7169 | 0.5467 | 0.4930 | 0.7270 | 20.860 # |
| T Fluoranthene | Avg RF | 0.9235 | 0.9375 | 0.9516 | 0.9438 | 0.8851 | 0.9307 | 1.0256 | 0.9425 | 4.503 |
| T Benzidine | Quadratic | 0.3424 | 0.3604 | 0.3546 | 0.2861 | 0.3426 | 0.2514 | 0.2512 | 0.3127 | 15.476 # |
| T Pyrene | Quadratic | 1.0327 | 1.0197 | 1.0257 | 1.0441 | 0.9770 | 1.0144 | 1.1181 | 1.0331 | 4.159 |

Initial Calibration Report - Instrument #1

| Compound | Curve Fit | 7 | 6 | 5 | 4 | 3 | 2 | 1 | Avg RF | %RSD |
|------------------------------|-----------|--------|--------|--------|--------|--------|--------|--------|--------|----------|
| S Terphenyl-d14 | Avg RF | 0.5962 | 0.6216 | 0.6205 | 0.5943 | 0.5814 | 0.5689 | 0.6692 | 0.6074 | 5.479 |
| I Chrysene-d12 | | | | | | | | | | |
| ----- ISTD ----- | | | | | | | | | | |
| T Butylbenzylphthalate | Quadratic | 0.4093 | 0.4062 | 0.4194 | 0.3967 | 0.3395 | 0.2632 | 0.2799 | 0.3592 | 18.197 # |
| T Benzo(a)Anthracene | Avg RF | 1.0823 | 1.0880 | 1.0685 | 1.0690 | 1.0395 | 1.0055 | 1.1117 | 1.0664 | 3.253 |
| T Chrysene | Avg RF | 1.2041 | 1.1668 | 1.2265 | 1.2021 | 1.1567 | 1.1532 | 1.4168 | 1.2180 | 7.540 |
| T 3,3-Dichlorobenzidine | Quadratic | 0.3389 | 0.3340 | 0.3515 | 0.3181 | 0.2926 | 0.2271 | 0.2321 | 0.2992 | 17.059 # |
| T bis(2-ethylhexyl)Phthalate | Quadratic | 0.1470 | 0.1399 | 0.1425 | 0.1287 | 0.1097 | 0.0935 | 0.1002 | 0.1231 | 17.691 # |
| I Perylene-d12 | | | | | | | | | | |
| ----- ISTD ----- | | | | | | | | | | |
| T Di-n-octyl Phthalate | Quadratic | 1.5031 | 1.4240 | 1.4344 | 1.3100 | 1.1551 | 0.8820 | 0.9667 | 1.2393 | 19.649 # |
| T Benzo(b)fluoranthene | Avg RF | 1.4736 | 1.4082 | 1.4308 | 1.4302 | 1.3822 | 1.3721 | 1.4816 | 1.4255 | 2.940 |
| T Benzo(k)fluoranthene | Avg RF | 1.6924 | 1.5599 | 1.5609 | 1.5525 | 1.5130 | 1.4962 | 1.4475 | 1.5460 | 4.952 |
| T Benzo(a)pyrene | Quadratic | 1.4941 | 1.4153 | 1.3310 | 1.3666 | 1.2562 | 1.0960 | 1.1562 | 1.3022 | 10.885 |
| T Indeno(1,2,3-c,d)pyrene | Quadratic | 1.0943 | 1.0391 | 1.0448 | 1.0271 | 0.9791 | 0.8873 | 0.8374 | 0.9870 | 9.391 |
| T Dibenzo(a,h)anthracene | Quadratic | 1.1481 | 1.1548 | 1.1299 | 1.1689 | 1.1121 | 0.9321 | 1.0185 | 1.0949 | 7.978 |
| T Benzo(g,h,i)perylene | Quadratic | 1.2958 | 1.3024 | 1.2912 | 1.2337 | 1.2541 | 1.1299 | 1.2766 | 1.2548 | 4.804 |

(RedFont and #) = Outlier Flag; (I) = Internal Standard; (T) = Target; (S) = Surrogate; (M) = Matrix Spike

Compounds with Curve fitting not using Avg Response Factor:

| Compound | Curve Fit | Curve Fit Formula | Curve Fit R2 |
|-------------------------------|-----------|--|--------------|
| T N-Nitrosodimethylamine | Quadratic | $y = -0.021655 * x^2 + 0.483257 * x - 0.019404$ | 0.993436 |
| T Pyridine | Quadratic | $y = -0.049271 * x^2 + 1.189925 * x - 0.054498$ | 0.995225 |
| S 2-Fluorophenol | Quadratic | $y = 0.016353 * x^2 + 0.914598 * x - 0.002844$ | 0.999379 |
| T Aniline | Quadratic | $y = -0.040784 * x^2 + 2.096837 * x - 0.030779$ | 0.997578 |
| S Phenol-d5 | Quadratic | $y = -0.059109 * x^2 + 1.511806 * x - 0.047572$ | 0.998210 |
| T Phenol | Quadratic | $y = -0.048335 * x^2 + 1.638026 * x - 0.052817$ | 0.996278 |
| T bis(-2-Chloroethyl)Ether | Quadratic | $y = -0.087478 * x^2 + 1.434872 * x - 0.027471$ | 0.996278 |
| T 2-Chlorophenol | Quadratic | $y = -0.106766 * x^2 + 1.347631 * x - 0.044332$ | 0.997906 |
| T Benzyl Alcohol | Quadratic | $y = -0.049487 * x^2 + 0.833623 * x - 0.055302$ | 0.992728 |
| T 2-Methylphenol | Quadratic | $y = -0.040885 * x^2 + 1.196525 * x - 0.028685$ | 0.999237 |
| T N-nitroso-Di-n-propylamine | Quadratic | $y = -0.060192 * x^2 + 0.956192 * x - 0.023735$ | 0.993451 |
| T 4Methylphenol/3Methylphenol | Quadratic | $y = -0.035999 * x^2 + 1.539737 * x - 0.009064$ | 0.999331 |
| T Hexachloroethane | Quadratic | $y = -0.011804 * x^2 + 0.415058 * x - 0.004826$ | 0.999146 |
| S Nitrobenzene-d5 | Quadratic | $y = -0.011236 * x^2 + 0.695233 * x + 9.225065E-004$ | 0.998251 |
| T Nitrobenzene | Quadratic | $y = -0.014904 * x^2 + 0.382986 * x - 0.012743$ | 0.990032 |
| T Isophorone | Quadratic | $y = 0.008587 * x^2 + 0.481365 * x - 0.009089$ | 0.998748 |
| T 2-Nitrophenol | Quadratic | $y = 6.265523E-004 * x^2 + 0.083548 * x - 0.003030$ | 0.998125 |
| T 2,4-Dimethylphenol | Quadratic | $y = -0.001381 * x^2 + 0.288199 * x - 0.003898$ | 0.993485 |
| T bis(-2-Chloroethoxy)Methane | Quadratic | $y = -0.015095 * x^2 + 0.404549 * x - 0.011930$ | 0.995669 |
| T Benzoic Acid | Quadratic | $y = -0.004120 * x^2 + 0.163113 * x - 0.008464$ | 0.995890 |
| T 2,4-Dichlorophenol | Quadratic | $y = -0.013254 * x^2 + 0.251247 * x - 0.006292$ | 0.998763 |
| T 4-Chlorophenol | Quadratic | $y = 0.002517 * x^2 + 0.075390 * x + 0.002412$ | 0.997983 |
| T p-Chloroaniline | Quadratic | $y = 0.016670 * x^2 + 0.322733 * x + 0.004933$ | 0.999113 |
| T 2-Methylnaphthalene | Quadratic | $y = -0.021702 * x^2 + 0.594850 * x + 0.004110$ | 0.998977 |
| T 1-Methylnaphthalene | Quadratic | $y = -0.022861 * x^2 + 0.591254 * x + 0.008256$ | 0.999104 |
| T Hexachlorocyclopentadiene | Quadratic | $y = 0.014253 * x^2 + 0.118206 * x - 6.820484E-004$ | 0.999607 |
| T 2,4,6-Trichlorophenol | Quadratic | $y = 0.001822 * x^2 + 0.246640 * x - 4.957804E-004$ | 0.999808 |
| S 2-Fluorobiphenyl | Quadratic | $y = -0.063603 * x^2 + 1.482173 * x - 0.001056$ | 0.999273 |
| T 2-Chloronaphthalene | Quadratic | $y = -0.003193 * x^2 + 1.112633 * x - 3.238433E-004$ | 0.998509 |
| T 2-Nitroaniline | Quadratic | $y = 1.609709E-004 * x^2 + 0.178431 * x - 0.005585$ | 0.997488 |
| T Dimethyl Phthalate | Quadratic | $y = 0.018012 * x^2 + 0.982135 * x - 0.024226$ | 0.999304 |
| T 2,6-Dinitrotoluene | Quadratic | $y = -3.167145E-004 * x^2 + 0.116572 * x - 0.002293$ | 0.998067 |
| T Acenaphthylene | Quadratic | $y = 0.083444 * x^2 + 1.539674 * x + 0.041244$ | 0.998867 |
| T 3-Nitroaniline | Quadratic | $y = 0.008741 * x^2 + 0.119098 * x - 0.002150$ | 0.995963 |
| T Acenaphthene | Quadratic | $y = 0.012382 * x^2 + 0.949684 * x + 0.032896$ | 0.998897 |
| T 2,4-Dinitrophenol | Quadratic | $y = 0.006543 * x^2 + 0.051211 * x - 0.006690$ | 0.997990 |
| T Dibenzofuran | Quadratic | $y = 0.016053 * x^2 + 1.550350 * x + 0.030285$ | 0.999398 |
| T 4-Nitrophenol | Quadratic | $y = -0.005277 * x^2 + 0.180649 * x - 0.005341$ | 0.996088 |
| T 2,4-Dinitrotoluene | Quadratic | $y = 0.008782 * x^2 + 0.133207 * x - 0.004003$ | 0.998991 |
| T Diethylphthalate | Quadratic | $y = -0.013472 * x^2 + 1.137630 * x - 0.050725$ | 0.997288 |
| T Fluorene | Quadratic | $y = 0.066045 * x^2 + 1.128154 * x + 0.048804$ | 0.998333 |
| T 4-Chlorophenyl-phenylether | Quadratic | $y = 0.041134 * x^2 + 0.444338 * x + 0.017251$ | 0.999668 |
| T 4-Nitroaniline | Quadratic | $y = 2.475987E-005 * x^2 + 0.080214 * x - 0.004189$ | 0.995751 |

Initial Calibration Report - Instrument #1

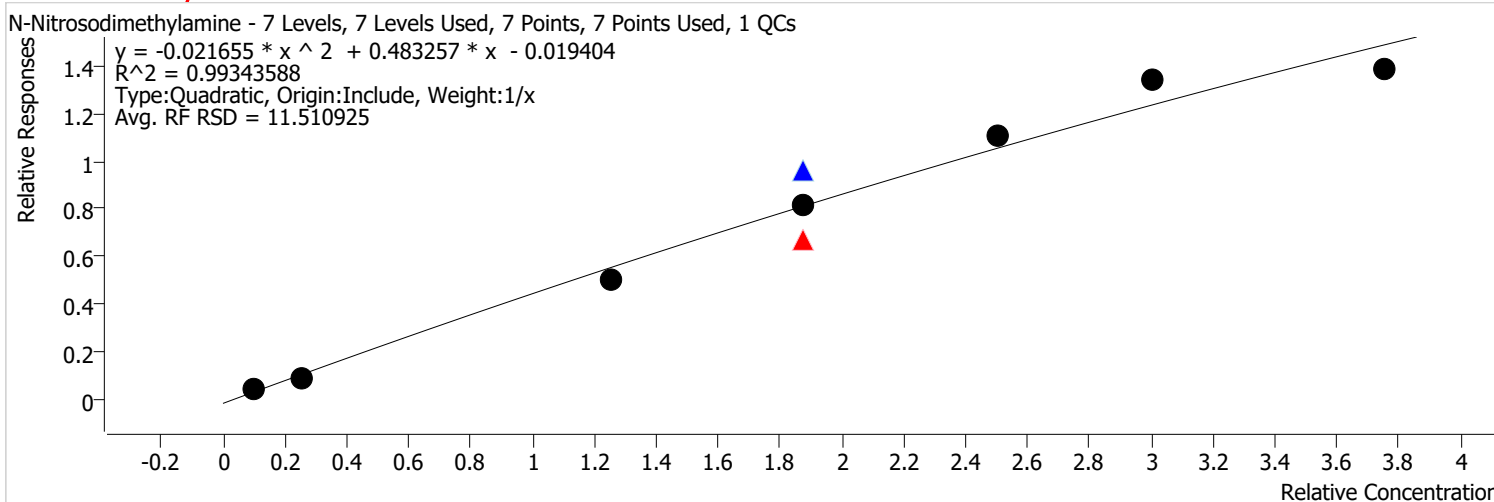
| | | | |
|------------------------------|-----------|--|----------|
| T 4,6-Dinitro-2-methylphenol | Quadratic | $y = 0.006669 * x^2 + 0.031950 * x - 0.001144$ | 0.999231 |
| T Azobenzene | Quadratic | $y = -0.017282 * x^2 + 0.652226 * x - 0.031384$ | 0.995320 |
| S 2,4,6-Tribromophenol | Linear | $y = 0.039230 * x - 0.001959$ | 0.997823 |
| T 4-Bromophenyl-phenylether | Quadratic | $y = 0.008409 * x^2 + 0.145914 * x + 0.001326$ | 0.999238 |
| T Hexachlorobenzene | Quadratic | $y = 0.005434 * x^2 + 0.140190 * x + 0.002547$ | 0.999702 |
| T Pentachlorophenol | Quadratic | $y = -7.259242E-004 * x^2 + 0.064241 * x - 0.003460$ | 0.996883 |
| T Phenanthrene | Quadratic | $y = 0.026131 * x^2 + 0.880317 * x + 0.018246$ | 0.999312 |
| T Anthracene | Quadratic | $y = -0.021998 * x^2 + 0.972680 * x - 0.022773$ | 0.998196 |
| T Triallate | Quadratic | $y = 0.006524 * x^2 + 0.180257 * x - 0.006116$ | 0.998452 |
| T o-Terphenyl | Quadratic | $y = 0.012413 * x^2 + 0.431152 * x + 0.009215$ | 0.999781 |
| T Di-n-Butylphthalate | Quadratic | $y = -0.037298 * x^2 + 0.947585 * x - 0.064261$ | 0.994616 |
| T Benzidine | Quadratic | $y = 0.011670 * x^2 + 0.311319 * x - 0.008515$ | 0.994552 |
| T Pyrene | Quadratic | $y = 0.012603 * x^2 + 0.984639 * x + 0.010958$ | 0.999675 |
| T Butylbenzylphthalate | Quadratic | $y = 0.016967 * x^2 + 0.359315 * x - 0.013271$ | 0.997570 |
| T 3,3-Dichlorobenzidine | Quadratic | $y = 0.012886 * x^2 + 0.300513 * x - 0.010606$ | 0.997988 |
| T bis(2-ethylhexyl)Phthalate | Quadratic | $y = 0.012078 * x^2 + 0.104830 * x - 0.001595$ | 0.998324 |
| T Di-n-octyl Phthalate | Quadratic | $y = 0.119215 * x^2 + 1.083330 * x - 0.026026$ | 0.998909 |
| T Benzo(a)pyrene | Quadratic | $y = 0.089931 * x^2 + 1.149907 * x - 0.004803$ | 0.999466 |
| T Indeno(1,2,3-c,d)pyrene | Quadratic | $y = 0.038382 * x^2 + 0.947416 * x - 0.012935$ | 0.999825 |
| T Dibenzo(a,h)anthracene | Quadratic | $y = 0.007495 * x^2 + 1.132049 * x - 0.021755$ | 0.999426 |
| T Benzo(g,h,i)perylene | Quadratic | $y = 0.026911 * x^2 + 1.207238 * x - 5.733903E-004$ | 0.999666 |

(RedFont and #) = Outlier Flag; (I) = Internal Standard; (T) = Target; (S) = Surrogate; (M) = Matrix Spike

Calibration Report

| | | | |
|----------------------------|--|-----------------------------|-------------|
| Batch Path | \\MASSHUNTER\Org\Data\SV5973N.I\sd122821\1 DOD bna\QuantResults\122821 bna 1 CAL.batch.bin | Analyst Name | BL2000\sean |
| Analysis Time | 1/26/2022 3:44 PM | Reporter Name | BL2000\sean |
| Report Time | 1/26/2022 3:45:47 PM | Batch State | Processed |
| Last Calib Update | 12/29/2021 7:25 PM | Quant Report Version | 10.0 |
| Quant Batch Version | 10.0 | | |

N-Nitrosodimethylamine %RSE = 14.3

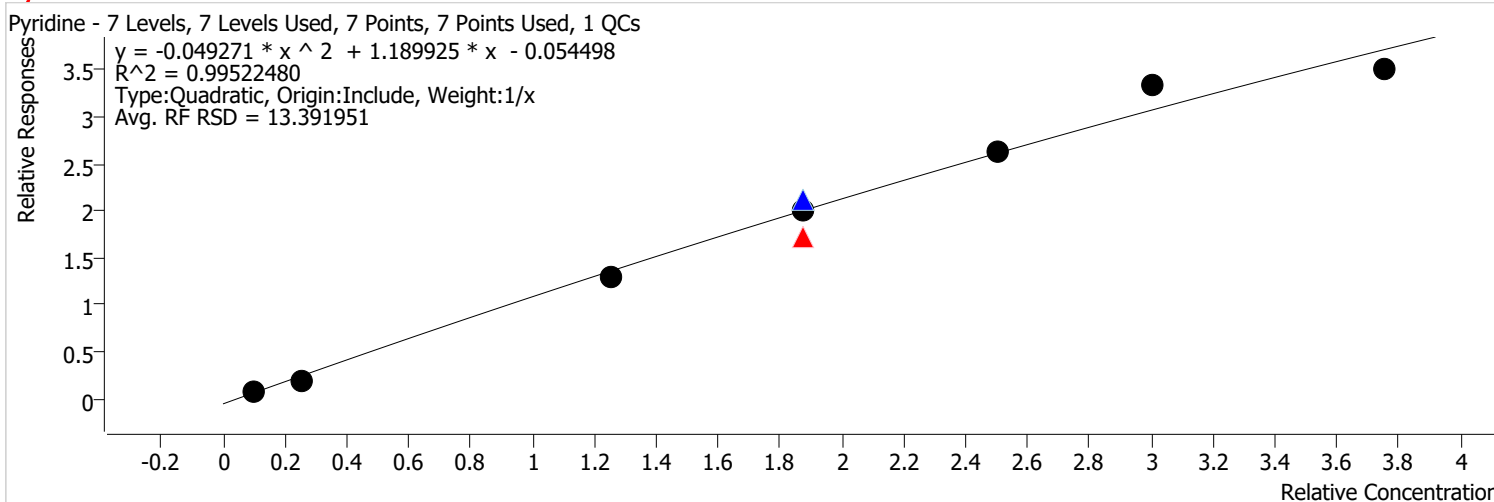


| Calibration STD Path | Cal Type | Level | Enabled | Resp. | Exp. Conc | Resp. Factor | Level RSD |
|--|-------------|-------|---------|--------|-----------|--------------|-----------|
| \\MASSHUNTER\Org\Data\SV5973N.I\sd122821\1 DOD bna\Dec2808.D | Calibration | 1 | x | 9914 | 4.0000 | 0.3687 | |
| \\MASSHUNTER\Org\Data\SV5973N.I\sd122821\1 DOD bna\Dec2807.D | Calibration | 2 | x | 19325 | 10.0000 | 0.3250 | |
| \\MASSHUNTER\Org\Data\SV5973N.I\sd122821\1 DOD bna\Dec2806.D | Calibration | 3 | x | 152937 | 50.0000 | 0.4056 | |
| \\MASSHUNTER\Org\Data\SV5973N.I\sd122321\DoD BNA 3\Dec2337.D | CC | CCV | x | 178308 | 75.0000 | 0.3573 | |
| \\MASSHUNTER\Org\Data\SV5973N.I\sd122821\1 DOD bna\Dec2809.D | QC | ICV | x | 339107 | 75.0000 | 0.5121 | |
| \\MASSHUNTER\Org\Data\SV5973N.I\sd122821\1 DOD bna\Dec2805.D | Calibration | 4 | x | 221249 | 75.0000 | 0.4322 | |
| \\MASSHUNTER\Org\Data\SV5973N.I\sd122821\1 DOD bna\Dec2804.D | Calibration | 5 | x | 327207 | 100.0000 | 0.4431 | |
| \\MASSHUNTER\Org\Data\SV5973N.I\sd122821\1 DOD bna\Dec2803.D | Calibration | 6 | x | 447592 | 120.0000 | 0.4465 | |
| \\MASSHUNTER\Org\Data\SV5973N.I\sd122821\1 DOD bna\Dec2802.D | Calibration | 7 | x | 498429 | 150.0000 | 0.3692 | |

Calibration Report

| | | | |
|---------------------|--|----------------------|-------------|
| Batch Path | \\MASSHUNTER\Org\Data\SV5973N.I\sd122821\1 DOD bna\QuantResults\122821 bna 1 CAL.batch.bin | Analyst Name | BL2000\sean |
| Analysis Time | 1/26/2022 3:44 PM | Reporter Name | BL2000\sean |
| Report Time | 1/26/2022 3:45:53 PM | Batch State | Processed |
| Last Calib Update | 12/29/2021 7:25 PM | Quant Report Version | 10.0 |
| Quant Batch Version | 10.0 | | |

Pyridine %RSE = 13.0



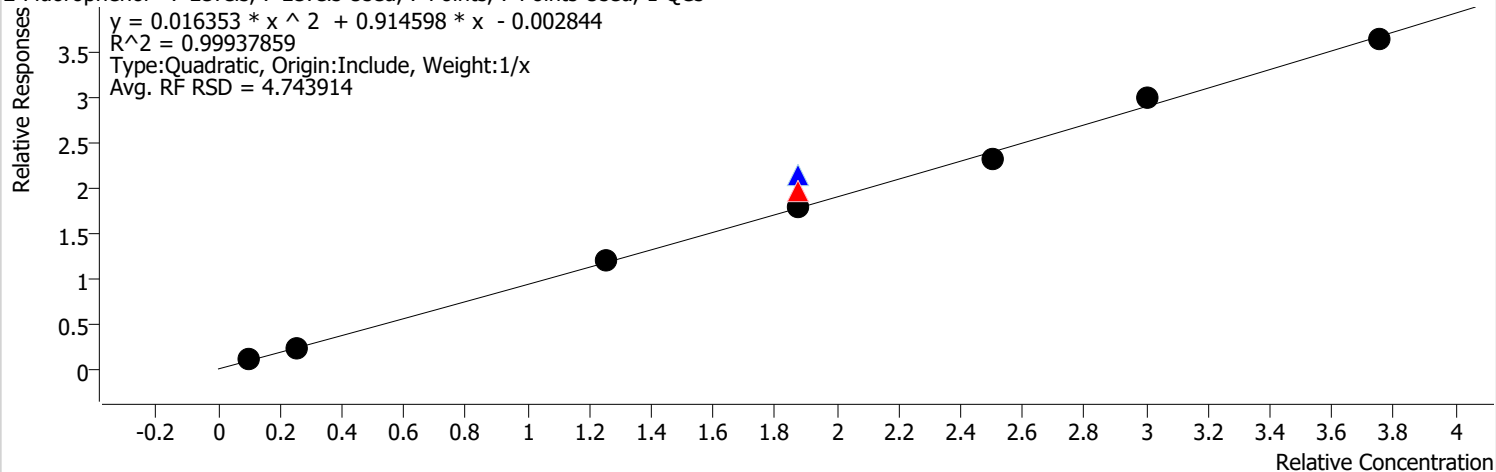
| Calibration STD Path | Cal Type | Level | Enabled | Resp. | Exp. Conc | Resp. Factor | Level RSD |
|--|-------------|-------|---------|---------|-----------|--------------|-----------|
| \\MASSHUNTER\Org\Data\SV5973N.I\sd122821\1 DOD bna\Dec2808.D | Calibration | 1 | x | 22237 | 4.0000 | 0.8270 | |
| \\MASSHUNTER\Org\Data\SV5973N.I\sd122821\1 DOD bna\Dec2807.D | Calibration | 2 | x | 46110 | 10.0000 | 0.7754 | |
| \\MASSHUNTER\Org\Data\SV5973N.I\sd122821\1 DOD bna\Dec2806.D | Calibration | 3 | x | 389795 | 50.0000 | 1.0337 | |
| \\MASSHUNTER\Org\Data\SV5973N.I\sd122321\DoD BNA 3\Dec2337.D | CC | CCV | x | 455306 | 75.0000 | 0.9125 | |
| \\MASSHUNTER\Org\Data\SV5973N.I\sd122821\1 DOD bna\Dec2809.D | QC | ICV | x | 750095 | 75.0000 | 1.1328 | |
| \\MASSHUNTER\Org\Data\SV5973N.I\sd122821\1 DOD bna\Dec2805.D | Calibration | 4 | x | 548983 | 75.0000 | 1.0725 | |
| \\MASSHUNTER\Org\Data\SV5973N.I\sd122821\1 DOD bna\Dec2804.D | Calibration | 5 | x | 781307 | 100.0000 | 1.0580 | |
| \\MASSHUNTER\Org\Data\SV5973N.I\sd122821\1 DOD bna\Dec2803.D | Calibration | 6 | x | 1114395 | 120.0000 | 1.1117 | |
| \\MASSHUNTER\Org\Data\SV5973N.I\sd122821\1 DOD bna\Dec2802.D | Calibration | 7 | x | 1260889 | 150.0000 | 0.9340 | |

Calibration Report

| | | | |
|----------------------------|--|-----------------------------|-------------|
| Batch Path | \\MASSHUNTER\Org\Data\SV5973N.I\sd122821\1 DOD bna\QuantResults\122821 bna 1 CAL.batch.bin | Analyst Name | BL2000\sean |
| Analysis Time | 1/26/2022 3:44 PM | Reporter Name | BL2000\sean |
| Report Time | 1/26/2022 3:45:53 PM | Batch State | Processed |
| Last Calib Update | 12/29/2021 7:25 PM | Quant Report Version | 10.0 |
| Quant Batch Version | 10.0 | | |

2-Fluorophenol %RSE =

2-Fluorophenol - 7 Levels, 7 Levels Used, 7 Points, 7 Points Used, 1 QCs

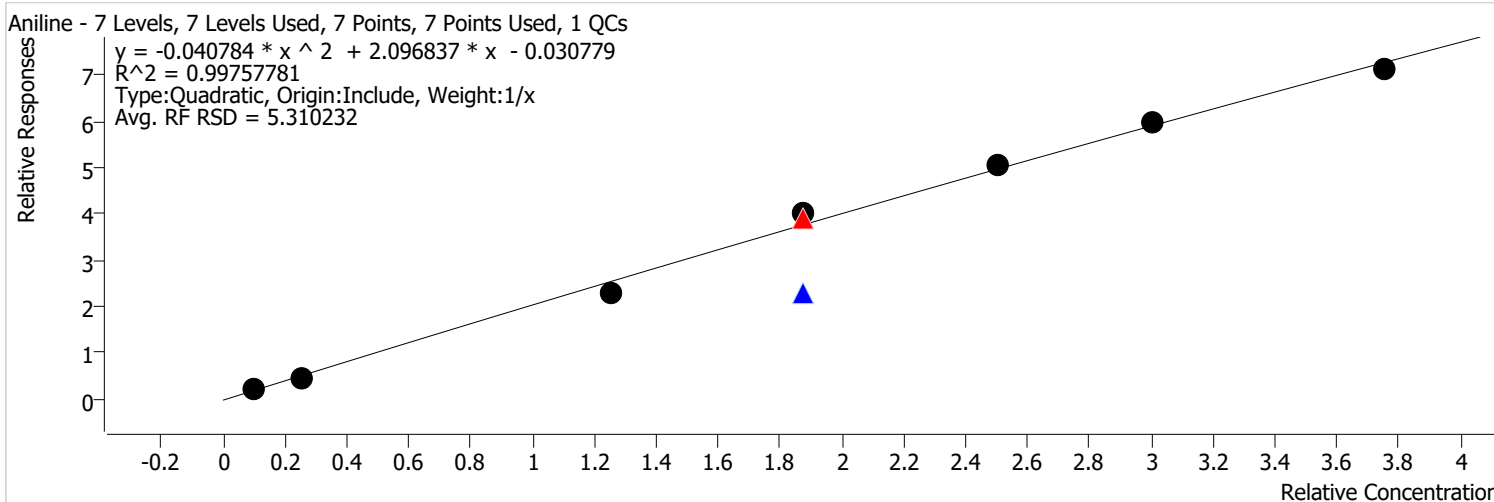


| Calibration STD Path | Cal Type | Level | Enabled | Resp. | Exp. Conc | Resp. Factor | Level RSD |
|--|-------------|-------|---------|---------|-----------|--------------|-----------|
| \\MASSHUNTER\Org\Data\SV5973N.I\sd122821\1 DOD bna\Dec2808.D | Calibration | 1 | x | 25199 | 4.0000 | 0.9372 | |
| \\MASSHUNTER\Org\Data\SV5973N.I\sd122821\1 DOD bna\Dec2807.D | Calibration | 2 | x | 50442 | 10.0000 | 0.8483 | |
| \\MASSHUNTER\Org\Data\SV5973N.I\sd122821\1 DOD bna\Dec2806.D | Calibration | 3 | x | 356677 | 50.0000 | 0.9458 | |
| \\MASSHUNTER\Org\Data\SV5973N.I\sd122321\DoD BNA 3\Dec2337.D | CC | CCV | x | 521935 | 75.0000 | 1.0460 | |
| \\MASSHUNTER\Org\Data\SV5973N.I\sd122821\1 DOD bna\Dec2809.D | QC | ICV | x | 751580 | 75.0000 | 1.1350 | |
| \\MASSHUNTER\Org\Data\SV5973N.I\sd122821\1 DOD bna\Dec2805.D | Calibration | 4 | x | 483925 | 75.0000 | 0.9454 | |
| \\MASSHUNTER\Org\Data\SV5973N.I\sd122821\1 DOD bna\Dec2804.D | Calibration | 5 | x | 686470 | 100.0000 | 0.9296 | |
| \\MASSHUNTER\Org\Data\SV5973N.I\sd122821\1 DOD bna\Dec2803.D | Calibration | 6 | x | 993656 | 120.0000 | 0.9913 | |
| \\MASSHUNTER\Org\Data\SV5973N.I\sd122821\1 DOD bna\Dec2802.D | Calibration | 7 | x | 1304432 | 150.0000 | 0.9662 | |

Calibration Report

| | | | |
|----------------------------|--|-----------------------------|-------------|
| Batch Path | \\MASSHUNTER\Org\Data\SV5973N.I\sd122821\1 DOD bna\QuantResults\122821 bna 1 CAL.batch.bin | Analyst Name | BL2000\sean |
| Analysis Time | 1/26/2022 3:44 PM | Reporter Name | BL2000\sean |
| Report Time | 1/26/2022 3:45:53 PM | Batch State | Processed |
| Last Calib Update | 12/29/2021 7:25 PM | Quant Report Version | 10.0 |
| Quant Batch Version | 10.0 | | |

Aniline %RSE = 7.1

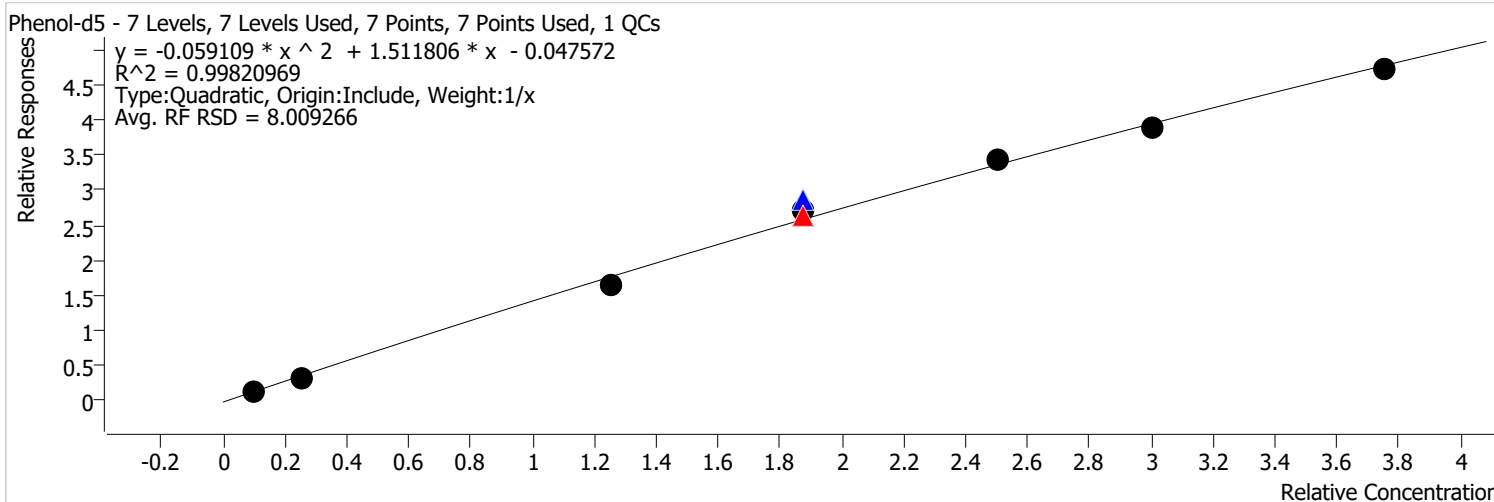


| Calibration STD Path | Cal Type | Level | Enabled | Resp. | Exp. Conc | Resp. Factor | Level RSD |
|--|-------------|-------|---------|---------|-----------|--------------|-----------|
| \\MASSHUNTER\Org\Data\SV5973N.I\sd122821\1 DOD bna\Dec2808.D | Calibration | 1 | x | 51406 | 4.0000 | 1.9119 | |
| \\MASSHUNTER\Org\Data\SV5973N.I\sd122821\1 DOD bna\Dec2807.D | Calibration | 2 | x | 111697 | 10.0000 | 1.8784 | |
| \\MASSHUNTER\Org\Data\SV5973N.I\sd122821\1 DOD bna\Dec2806.D | Calibration | 3 | x | 690910 | 50.0000 | 1.8321 | |
| \\MASSHUNTER\Org\Data\SV5973N.I\sd122321\DoD BNA 3\Dec2337.D | CC | CCV | x | 1037841 | 75.0000 | 2.0799 | |
| \\MASSHUNTER\Org\Data\SV5973N.I\sd122821\1 DOD bna\Dec2809.D | QC | ICV | x | 810240 | 75.0000 | 1.2236 | |
| \\MASSHUNTER\Org\Data\SV5973N.I\sd122821\1 DOD bna\Dec2805.D | Calibration | 4 | x | 1094803 | 75.0000 | 2.1389 | |
| \\MASSHUNTER\Org\Data\SV5973N.I\sd122821\1 DOD bna\Dec2804.D | Calibration | 5 | x | 1486078 | 100.0000 | 2.0124 | |
| \\MASSHUNTER\Org\Data\SV5973N.I\sd122821\1 DOD bna\Dec2803.D | Calibration | 6 | x | 1991952 | 120.0000 | 1.9872 | |
| \\MASSHUNTER\Org\Data\SV5973N.I\sd122821\1 DOD bna\Dec2802.D | Calibration | 7 | x | 2558692 | 150.0000 | 1.8953 | |

Calibration Report

| | | | |
|---------------------|--|----------------------|-------------|
| Batch Path | \\MASSHUNTER\Org\Data\SV5973N.I\sd122821\1 DOD bna\QuantResults\122821 bna 1 CAL.batch.bin | Analyst Name | BL2000\sean |
| Analysis Time | 1/26/2022 3:44 PM | Reporter Name | BL2000\sean |
| Report Time | 1/26/2022 3:45:53 PM | Batch State | Processed |
| Last Calib Update | 12/29/2021 7:25 PM | Quant Report Version | 10.0 |
| Quant Batch Version | 10.0 | | |

Phenol-d5 %RSE =

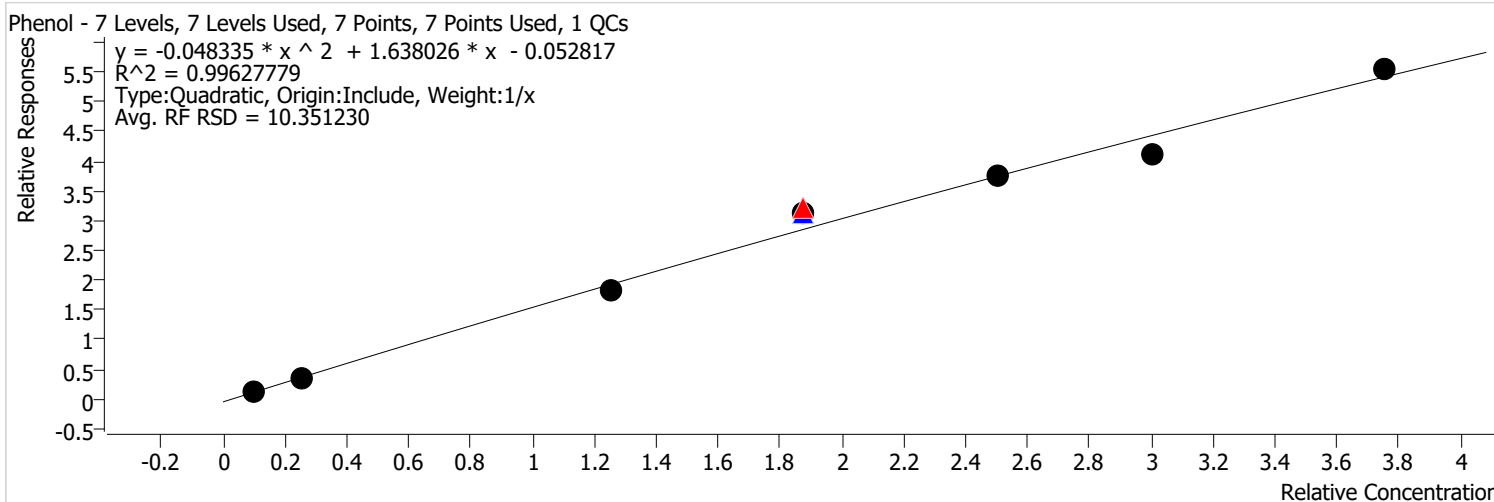


| Calibration STD Path | Cal Type | Level | Enabled | Resp. | Exp. Conc | Resp. Factor | Level RSD |
|--|-------------|-------|---------|---------|-----------|--------------|-----------|
| \\MASSHUNTER\Org\Data\SV5973N.I\sd122821\1 DOD bna\Dec2808.D | Calibration | 1 | x | 30586 | 4.0000 | 1.1376 | |
| \\MASSHUNTER\Org\Data\SV5973N.I\sd122821\1 DOD bna\Dec2807.D | Calibration | 2 | x | 72240 | 10.0000 | 1.2149 | |
| \\MASSHUNTER\Org\Data\SV5973N.I\sd122821\1 DOD bna\Dec2806.D | Calibration | 3 | x | 490430 | 50.0000 | 1.3005 | |
| \\MASSHUNTER\Org\Data\SV5973N.I\sd122321\DoD BNA 3\Dec2337.D | CC | CCV | x | 699905 | 75.0000 | 1.4027 | |
| \\MASSHUNTER\Org\Data\SV5973N.I\sd122821\1 DOD bna\Dec2809.D | QC | ICV | x | 1009053 | 75.0000 | 1.5238 | |
| \\MASSHUNTER\Org\Data\SV5973N.I\sd122821\1 DOD bna\Dec2805.D | Calibration | 4 | x | 742781 | 75.0000 | 1.4511 | |
| \\MASSHUNTER\Org\Data\SV5973N.I\sd122821\1 DOD bna\Dec2804.D | Calibration | 5 | x | 1020605 | 100.0000 | 1.3821 | |
| \\MASSHUNTER\Org\Data\SV5973N.I\sd122821\1 DOD bna\Dec2803.D | Calibration | 6 | x | 1308583 | 120.0000 | 1.3055 | |
| \\MASSHUNTER\Org\Data\SV5973N.I\sd122821\1 DOD bna\Dec2802.D | Calibration | 7 | x | 1703585 | 150.0000 | 1.2619 | |

Calibration Report

| | | | |
|----------------------------|--|-----------------------------|-------------|
| Batch Path | \\MASSHUNTER\Org\Data\SV5973N.I\sd122821\1 DOD bna\QuantResults\122821 bna 1 CAL.batch.bin | Analyst Name | BL2000\sean |
| Analysis Time | 1/26/2022 3:44 PM | Reporter Name | BL2000\sean |
| Report Time | 1/26/2022 3:45:54 PM | Batch State | Processed |
| Last Calib Update | 12/29/2021 7:25 PM | Quant Report Version | 10.0 |
| Quant Batch Version | 10.0 | | |

Phenol %RSE = 7.9

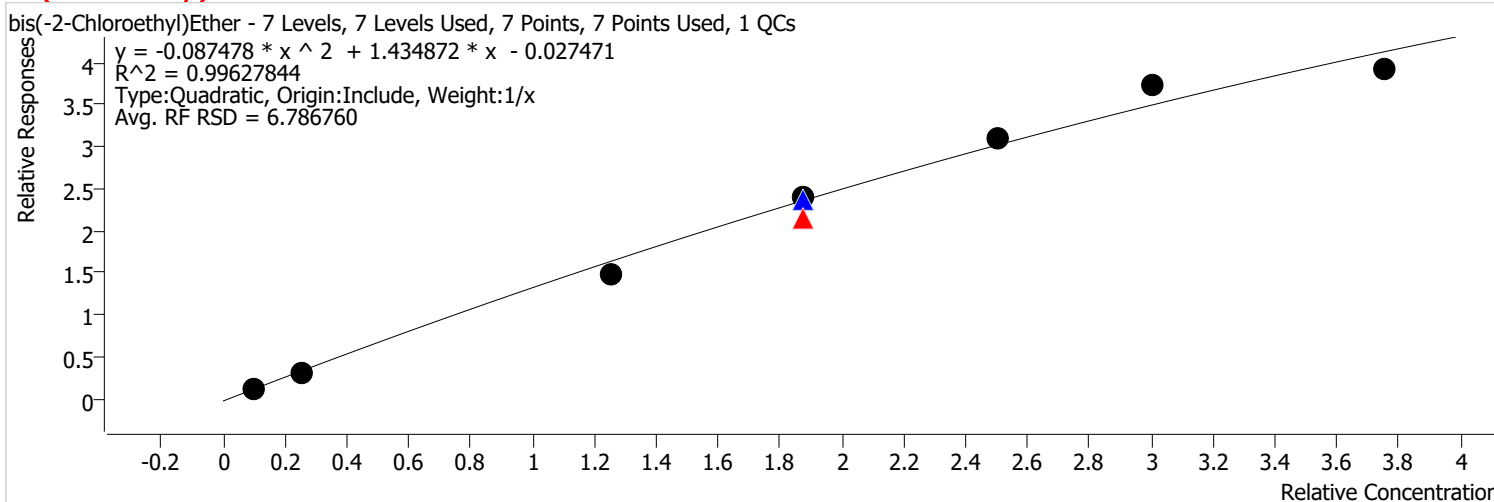


| Calibration STD Path | Cal Type | Level | Enabled | Resp. | Exp. Conc | Resp. Factor | Level RSD |
|--|-------------|-------|---------|---------|-----------|--------------|-----------|
| \\MASSHUNTER\Org\Data\SV5973N.I\sd122821\1 DOD bna\Dec2808.D | Calibration | 1 | x | 32179 | 4.0000 | 1.1968 | |
| \\MASSHUNTER\Org\Data\SV5973N.I\sd122821\1 DOD bna\Dec2807.D | Calibration | 2 | x | 78375 | 10.0000 | 1.3180 | |
| \\MASSHUNTER\Org\Data\SV5973N.I\sd122821\1 DOD bna\Dec2806.D | Calibration | 3 | x | 549306 | 50.0000 | 1.4566 | |
| \\MASSHUNTER\Org\Data\SV5973N.I\sd122321\DoD BNA 3\Dec2337.D | CC | CCV | x | 851483 | 75.0000 | 1.7064 | |
| \\MASSHUNTER\Org\Data\SV5973N.I\sd122821\1 DOD bna\Dec2809.D | QC | ICV | x | 1097466 | 75.0000 | 1.6574 | |
| \\MASSHUNTER\Org\Data\SV5973N.I\sd122821\1 DOD bna\Dec2805.D | Calibration | 4 | x | 850482 | 75.0000 | 1.6615 | |
| \\MASSHUNTER\Org\Data\SV5973N.I\sd122821\1 DOD bna\Dec2804.D | Calibration | 5 | x | 1108149 | 100.0000 | 1.5006 | |
| \\MASSHUNTER\Org\Data\SV5973N.I\sd122821\1 DOD bna\Dec2803.D | Calibration | 6 | x | 1382075 | 120.0000 | 1.3788 | |
| \\MASSHUNTER\Org\Data\SV5973N.I\sd122821\1 DOD bna\Dec2802.D | Calibration | 7 | x | 1992679 | 150.0000 | 1.4761 | |

Calibration Report

| | | | |
|----------------------------|--|-----------------------------|-------------|
| Batch Path | \\MASSHUNTER\Org\Data\SV5973N.I\sd122821\1 DOD bna\QuantResults\122821 bna 1 CAL.batch.bin | Analyst Name | BL2000\sean |
| Analysis Time | 1/26/2022 3:44 PM | Reporter Name | BL2000\sean |
| Report Time | 1/26/2022 3:45:54 PM | Batch State | Processed |
| Last Calib Update | 12/29/2021 7:25 PM | Quant Report Version | 10.0 |
| Quant Batch Version | 10.0 | | |

bis(-2-Chloroethyl)Ether %RSE = 7.8



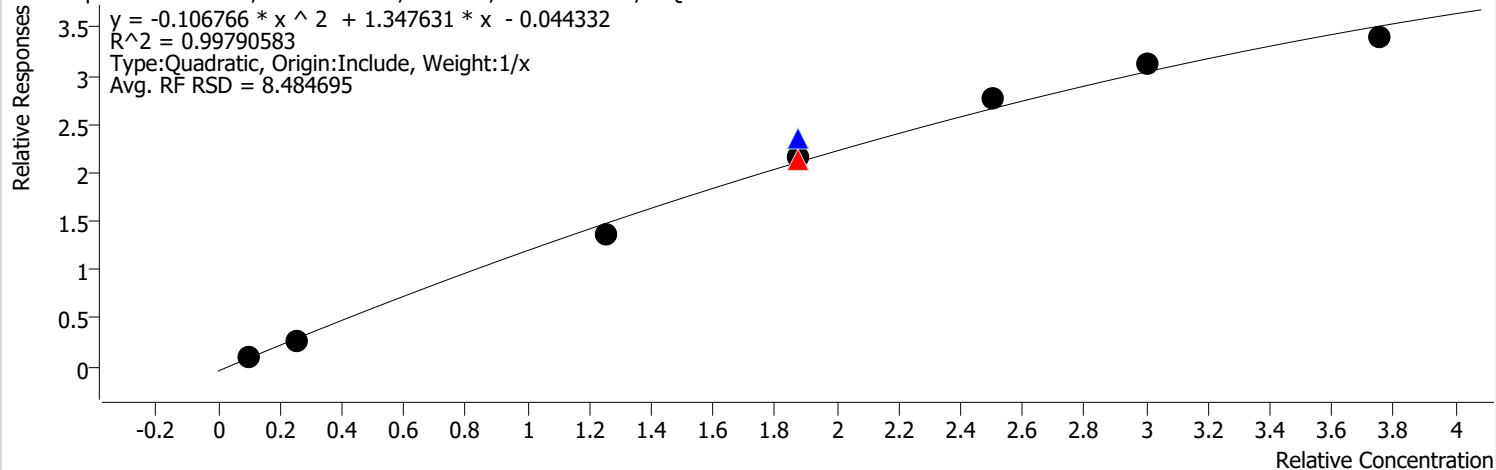
| Calibration STD Path | Cal Type | Level | Enabled | Resp. | Exp. Conc | Resp. Factor | Level RSD |
|--|-------------|-------|---------|---------|-----------|--------------|-----------|
| \\MASSHUNTER\Org\Data\SV5973N.I\sd122821\1 DOD bna\Dec2808.D | Calibration | 1 | x | 32469 | 4.0000 | 1.2076 | |
| \\MASSHUNTER\Org\Data\SV5973N.I\sd122821\1 DOD bna\Dec2807.D | Calibration | 2 | x | 76522 | 10.0000 | 1.2869 | |
| \\MASSHUNTER\Org\Data\SV5973N.I\sd122821\1 DOD bna\Dec2806.D | Calibration | 3 | x | 448120 | 50.0000 | 1.1883 | |
| \\MASSHUNTER\Org\Data\SV5973N.I\sd122321\DoD BNA 3\Dec2337.D | CC | CCV | x | 569137 | 75.0000 | 1.1406 | |
| \\MASSHUNTER\Org\Data\SV5973N.I\sd122821\1 DOD bna\Dec2809.D | QC | ICV | x | 835485 | 75.0000 | 1.2617 | |
| \\MASSHUNTER\Org\Data\SV5973N.I\sd122821\1 DOD bna\Dec2805.D | Calibration | 4 | x | 653819 | 75.0000 | 1.2773 | |
| \\MASSHUNTER\Org\Data\SV5973N.I\sd122821\1 DOD bna\Dec2804.D | Calibration | 5 | x | 915490 | 100.0000 | 1.2397 | |
| \\MASSHUNTER\Org\Data\SV5973N.I\sd122821\1 DOD bna\Dec2803.D | Calibration | 6 | x | 1242545 | 120.0000 | 1.2396 | |
| \\MASSHUNTER\Org\Data\SV5973N.I\sd122821\1 DOD bna\Dec2802.D | Calibration | 7 | x | 1407901 | 150.0000 | 1.0429 | |

Calibration Report

| | | | |
|----------------------------|--|-----------------------------|-------------|
| Batch Path | \\MASSHUNTER\Org\Data\SV5973N.I\sd122821\1 DOD bna\QuantResults\122821 bna 1 CAL.batch.bin | Analyst Name | BL2000\sean |
| Analysis Time | 1/26/2022 3:44 PM | Reporter Name | BL2000\sean |
| Report Time | 1/26/2022 3:45:54 PM | Batch State | Processed |
| Last Calib Update | 12/29/2021 7:25 PM | Quant Report Version | 10.0 |
| Quant Batch Version | 10.0 | | |

2-Chlorophenol %RSE = 6.7

2-Chlorophenol - 7 Levels, 7 Levels Used, 7 Points, 7 Points Used, 1 QCs

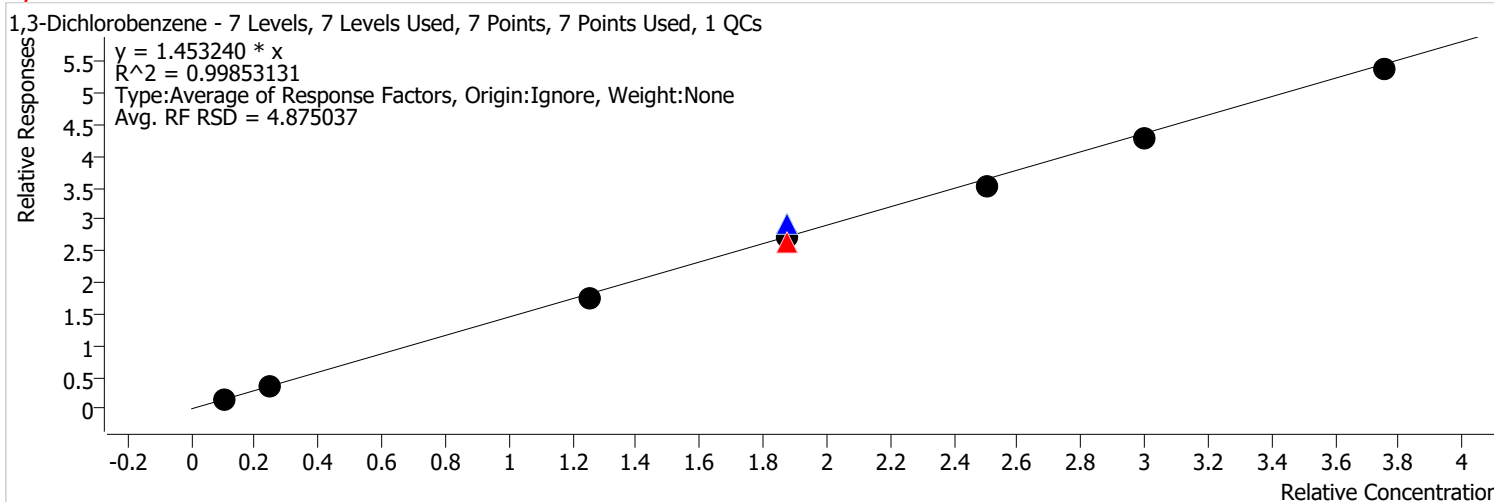


| Calibration STD Path | Cal Type | Level | Enabled | Resp. | Exp. Conc | Resp. Factor | Level RSD |
|--|-------------|-------|---------|---------|-----------|--------------|-----------|
| \\MASSHUNTER\Org\Data\SV5973N.I\sd122821\1 DOD bna\Dec2808.D | Calibration | 1 | x | 25799 | 4.0000 | 0.9595 | |
| \\MASSHUNTER\Org\Data\SV5973N.I\sd122821\1 DOD bna\Dec2807.D | Calibration | 2 | x | 65522 | 10.0000 | 1.1019 | |
| \\MASSHUNTER\Org\Data\SV5973N.I\sd122821\1 DOD bna\Dec2806.D | Calibration | 3 | x | 411326 | 50.0000 | 1.0907 | |
| \\MASSHUNTER\Org\Data\SV5973N.I\sd122321\DoD BNA 3\Dec2337.D | CC | CCV | x | 570059 | 75.0000 | 1.1424 | |
| \\MASSHUNTER\Org\Data\SV5973N.I\sd122821\1 DOD bna\Dec2809.D | QC | ICV | x | 835205 | 75.0000 | 1.2613 | |
| \\MASSHUNTER\Org\Data\SV5973N.I\sd122821\1 DOD bna\Dec2805.D | Calibration | 4 | x | 591097 | 75.0000 | 1.1548 | |
| \\MASSHUNTER\Org\Data\SV5973N.I\sd122821\1 DOD bna\Dec2804.D | Calibration | 5 | x | 813213 | 100.0000 | 1.1012 | |
| \\MASSHUNTER\Org\Data\SV5973N.I\sd122821\1 DOD bna\Dec2803.D | Calibration | 6 | x | 1041235 | 120.0000 | 1.0387 | |
| \\MASSHUNTER\Org\Data\SV5973N.I\sd122821\1 DOD bna\Dec2802.D | Calibration | 7 | x | 1220197 | 150.0000 | 0.9038 | |

Calibration Report

| | | | |
|---------------------|--|----------------------|-------------|
| Batch Path | \\MASSHUNTER\Org\Data\SV5973N.I\sd122821\1 DOD bna\QuantResults\122821 bna 1 CAL.batch.bin | Analyst Name | BL2000\sean |
| Analysis Time | 1/26/2022 3:44 PM | Reporter Name | BL2000\sean |
| Report Time | 1/26/2022 3:45:54 PM | Batch State | Processed |
| Last Calib Update | 12/29/2021 7:25 PM | Quant Report Version | 10.0 |
| Quant Batch Version | 10.0 | | |

1,3-Dichlorobenzene %RSE = 4.9

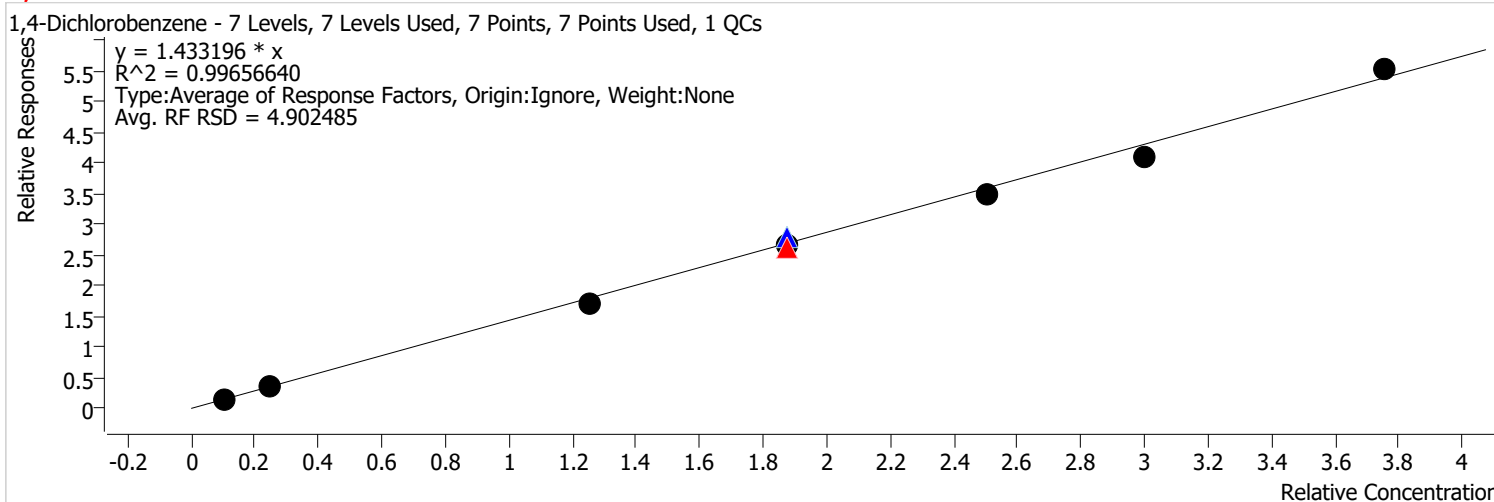


| Calibration STD Path | Cal Type | Level | Enabled | Resp. | Exp. Conc | Resp. Factor | Level RSD |
|--|-------------|-------|---------|---------|-----------|--------------|-----------|
| \\MASSHUNTER\Org\Data\SV5973N.I\sd122821\1 DOD bna\Dec2808.D | Calibration | 1 | x | 43050 | 4.0000 | 1.6011 | |
| \\MASSHUNTER\Org\Data\SV5973N.I\sd122821\1 DOD bna\Dec2807.D | Calibration | 2 | x | 87124 | 10.0000 | 1.4651 | |
| \\MASSHUNTER\Org\Data\SV5973N.I\sd122821\1 DOD bna\Dec2806.D | Calibration | 3 | x | 521538 | 50.0000 | 1.3830 | |
| \\MASSHUNTER\Org\Data\SV5973N.I\sd122321\DoD BNA 3\Dec2337.D | CC | CCV | x | 701438 | 75.0000 | 1.4057 | |
| \\MASSHUNTER\Org\Data\SV5973N.I\sd122821\1 DOD bna\Dec2809.D | QC | ICV | x | 1034928 | 75.0000 | 1.5629 | |
| \\MASSHUNTER\Org\Data\SV5973N.I\sd122821\1 DOD bna\Dec2805.D | Calibration | 4 | x | 745868 | 75.0000 | 1.4572 | |
| \\MASSHUNTER\Org\Data\SV5973N.I\sd122821\1 DOD bna\Dec2804.D | Calibration | 5 | x | 1040847 | 100.0000 | 1.4095 | |
| \\MASSHUNTER\Org\Data\SV5973N.I\sd122821\1 DOD bna\Dec2803.D | Calibration | 6 | x | 1429995 | 120.0000 | 1.4266 | |
| \\MASSHUNTER\Org\Data\SV5973N.I\sd122821\1 DOD bna\Dec2802.D | Calibration | 7 | x | 1930797 | 150.0000 | 1.4302 | |

Calibration Report

| | | | |
|---------------------|--|----------------------|-------------|
| Batch Path | \\MASSHUNTER\Org\Data\SV5973N.I\sd122821\1 DOD bna\QuantResults\122821 bna 1 CAL.batch.bin | Analyst Name | BL2000\sean |
| Analysis Time | 1/26/2022 3:44 PM | Reporter Name | BL2000\sean |
| Report Time | 1/26/2022 3:45:54 PM | Batch State | Processed |
| Last Calib Update | 12/29/2021 7:25 PM | Quant Report Version | 10.0 |
| Quant Batch Version | 10.0 | | |

1,4-Dichlorobenzene %RSE = 4.9

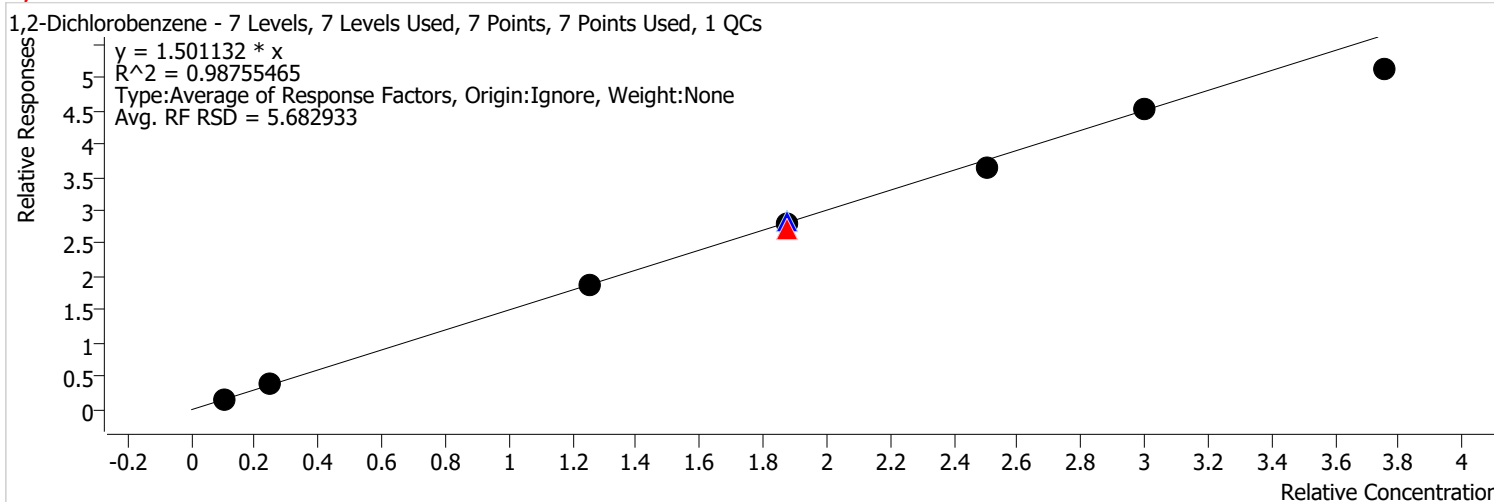


| Calibration STD Path | Cal Type | Level | Enabled | Resp. | Exp. Conc | Resp. Factor | Level RSD |
|--|-------------|-------|---------|---------|-----------|--------------|-----------|
| \\MASSHUNTER\Org\Data\SV5973N.I\sd122821\1 DOD bna\Dec2808.D | Calibration | 1 | x | 42160 | 4.0000 | 1.5680 | |
| \\MASSHUNTER\Org\Data\SV5973N.I\sd122821\1 DOD bna\Dec2807.D | Calibration | 2 | x | 85619 | 10.0000 | 1.4399 | |
| \\MASSHUNTER\Org\Data\SV5973N.I\sd122821\1 DOD bna\Dec2806.D | Calibration | 3 | x | 518411 | 50.0000 | 1.3747 | |
| \\MASSHUNTER\Org\Data\SV5973N.I\sd122321\DoD BNA 3\Dec2337.D | CC | CCV | x | 700711 | 75.0000 | 1.4043 | |
| \\MASSHUNTER\Org\Data\SV5973N.I\sd122821\1 DOD bna\Dec2809.D | QC | ICV | x | 987430 | 75.0000 | 1.4912 | |
| \\MASSHUNTER\Org\Data\SV5973N.I\sd122821\1 DOD bna\Dec2805.D | Calibration | 4 | x | 728234 | 75.0000 | 1.4227 | |
| \\MASSHUNTER\Org\Data\SV5973N.I\sd122821\1 DOD bna\Dec2804.D | Calibration | 5 | x | 1031841 | 100.0000 | 1.3973 | |
| \\MASSHUNTER\Org\Data\SV5973N.I\sd122821\1 DOD bna\Dec2803.D | Calibration | 6 | x | 1363825 | 120.0000 | 1.3606 | |
| \\MASSHUNTER\Org\Data\SV5973N.I\sd122821\1 DOD bna\Dec2802.D | Calibration | 7 | x | 1983474 | 150.0000 | 1.4692 | |

Calibration Report

| | | | |
|----------------------------|--|-----------------------------|-------------|
| Batch Path | \\MASSHUNTER\Org\Data\SV5973N.I\sd122821\1 DOD bna\QuantResults\122821 bna 1 CAL.batch.bin | Analyst Name | BL2000\sean |
| Analysis Time | 1/26/2022 3:44 PM | Reporter Name | BL2000\sean |
| Report Time | 1/26/2022 3:45:54 PM | Batch State | Processed |
| Last Calib Update | 12/29/2021 7:25 PM | Quant Report Version | 10.0 |
| Quant Batch Version | 10.0 | | |

1,2-Dichlorobenzene %RSE = 5.7

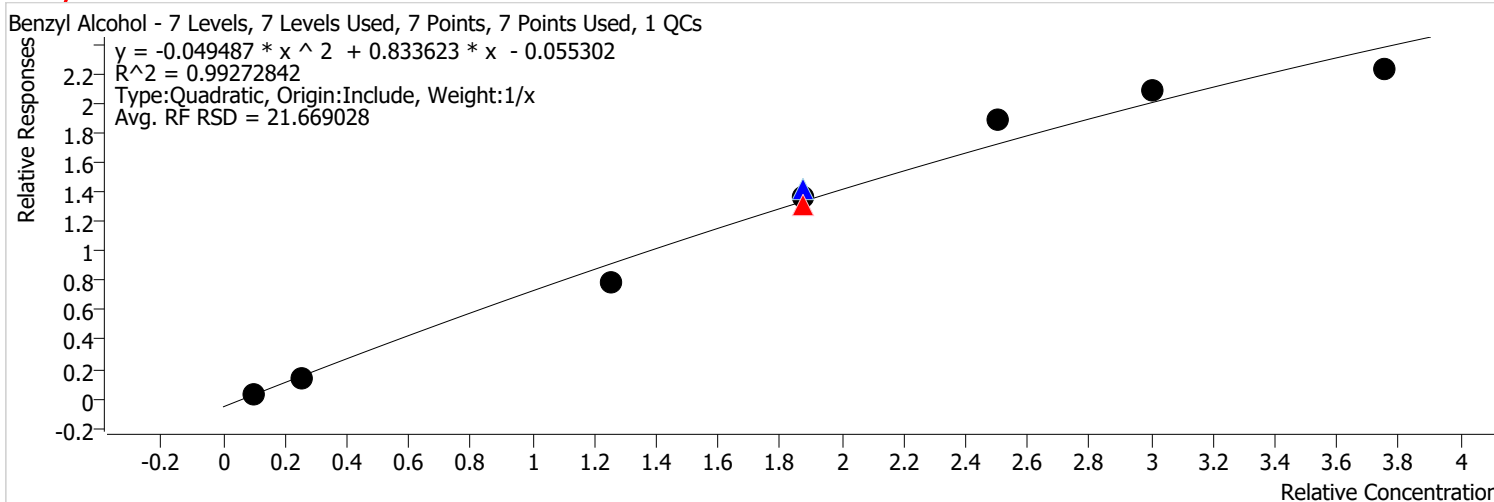


| Calibration STD Path | Cal Type | Level | Enabled | Resp. | Exp. Conc | Resp. Factor | Level RSD |
|--|-------------|-------|---------|---------|-----------|--------------|-----------|
| \\MASSHUNTER\Org\Data\SV5973N.I\sd122821\1 DOD bna\Dec2808.D | Calibration | 1 | x | 44318 | 4.0000 | 1.6483 | |
| \\MASSHUNTER\Org\Data\SV5973N.I\sd122821\1 DOD bna\Dec2807.D | Calibration | 2 | x | 91119 | 10.0000 | 1.5323 | |
| \\MASSHUNTER\Org\Data\SV5973N.I\sd122821\1 DOD bna\Dec2806.D | Calibration | 3 | x | 565230 | 50.0000 | 1.4989 | |
| \\MASSHUNTER\Org\Data\SV5973N.I\sd122321\DoD BNA 3\Dec2337.D | CC | CCV | x | 728238 | 75.0000 | 1.4595 | |
| \\MASSHUNTER\Org\Data\SV5973N.I\sd122821\1 DOD bna\Dec2809.D | QC | ICV | x | 1008894 | 75.0000 | 1.5236 | |
| \\MASSHUNTER\Org\Data\SV5973N.I\sd122821\1 DOD bna\Dec2805.D | Calibration | 4 | x | 765045 | 75.0000 | 1.4946 | |
| \\MASSHUNTER\Org\Data\SV5973N.I\sd122821\1 DOD bna\Dec2804.D | Calibration | 5 | x | 1076999 | 100.0000 | 1.4584 | |
| \\MASSHUNTER\Org\Data\SV5973N.I\sd122821\1 DOD bna\Dec2803.D | Calibration | 6 | x | 1515861 | 120.0000 | 1.5122 | |
| \\MASSHUNTER\Org\Data\SV5973N.I\sd122821\1 DOD bna\Dec2802.D | Calibration | 7 | x | 1840258 | 150.0000 | 1.3632 | |

Calibration Report

| | | | |
|----------------------------|--|-----------------------------|-------------|
| Batch Path | \\MASSHUNTER\Org\Data\SV5973N.I\sd122821\1 DOD bna\QuantResults\122821 bna 1 CAL.batch.bin | Analyst Name | BL2000\sean |
| Analysis Time | 1/26/2022 3:44 PM | Reporter Name | BL2000\sean |
| Report Time | 1/26/2022 3:45:55 PM | Batch State | Processed |
| Last Calib Update | 12/29/2021 7:25 PM | Quant Report Version | 10.0 |
| Quant Batch Version | 10.0 | | |

Benzyl Alcohol %RSE = 12.4

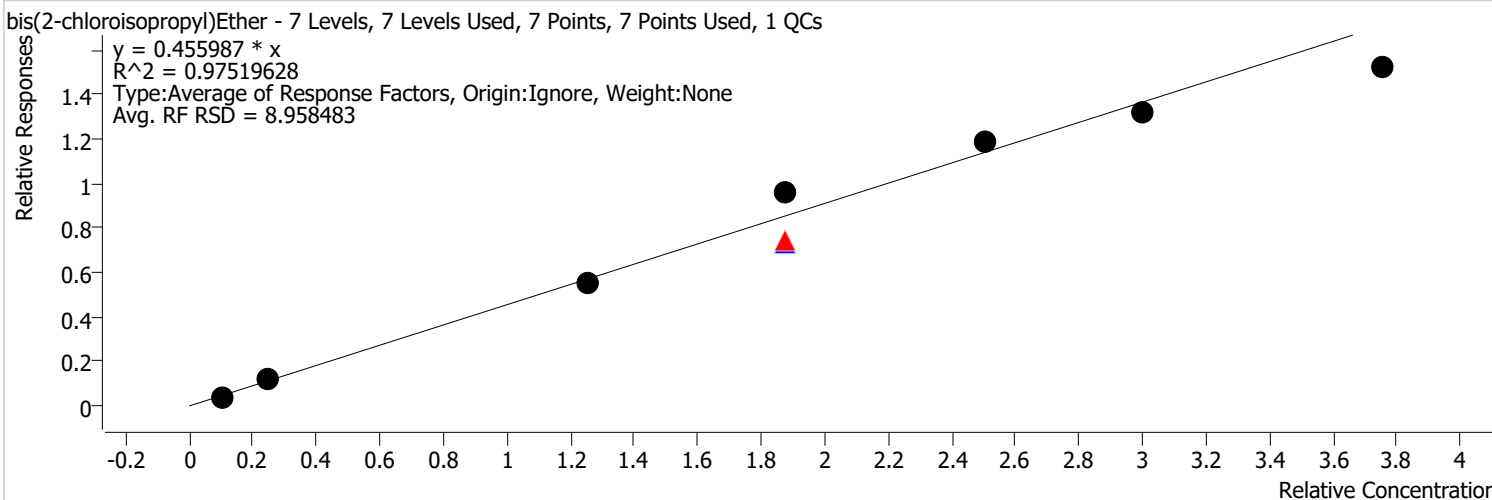


| Calibration STD Path | Cal Type | Level | Enabled | Resp. | Exp. Conc | Resp. Factor | Level RSD |
|--|-------------|-------|---------|--------|-----------|--------------|-----------|
| \\MASSHUNTER\Org\Data\SV5973N.I\sd122821\1 DOD bna\Dec2808.D | Calibration | 1 | x | 9902 | 4.0000 | 0.3683 | |
| \\MASSHUNTER\Org\Data\SV5973N.I\sd122821\1 DOD bna\Dec2807.D | Calibration | 2 | x | 31783 | 10.0000 | 0.5345 | |
| \\MASSHUNTER\Org\Data\SV5973N.I\sd122821\1 DOD bna\Dec2806.D | Calibration | 3 | x | 237749 | 50.0000 | 0.6305 | |
| \\MASSHUNTER\Org\Data\SV5973N.I\sd122321\DoD BNA 3\Dec2337.D | CC | CCV | x | 349181 | 75.0000 | 0.6998 | |
| \\MASSHUNTER\Org\Data\SV5973N.I\sd122821\1 DOD bna\Dec2809.D | QC | ICV | x | 499754 | 75.0000 | 0.7547 | |
| \\MASSHUNTER\Org\Data\SV5973N.I\sd122821\1 DOD bna\Dec2805.D | Calibration | 4 | x | 372379 | 75.0000 | 0.7275 | |
| \\MASSHUNTER\Org\Data\SV5973N.I\sd122821\1 DOD bna\Dec2804.D | Calibration | 5 | x | 556659 | 100.0000 | 0.7538 | |
| \\MASSHUNTER\Org\Data\SV5973N.I\sd122821\1 DOD bna\Dec2803.D | Calibration | 6 | x | 696740 | 120.0000 | 0.6951 | |
| \\MASSHUNTER\Org\Data\SV5973N.I\sd122821\1 DOD bna\Dec2802.D | Calibration | 7 | x | 800268 | 150.0000 | 0.5928 | |

Calibration Report

| | | | |
|---------------------|--|----------------------|-------------|
| Batch Path | \\MASSHUNTER\Org\Data\SV5973N.I\sd122821\1 DOD bna\QuantResults\122821 bna 1 CAL.batch.bin | Analyst Name | BL2000\sean |
| Analysis Time | 1/26/2022 3:44 PM | Reporter Name | BL2000\sean |
| Report Time | 1/26/2022 3:45:55 PM | Batch State | Processed |
| Last Calib Update | 12/29/2021 7:25 PM | Quant Report Version | 10.0 |
| Quant Batch Version | 10.0 | | |

bis(2-chloroisopropyl)Ether %RSE = 9.0



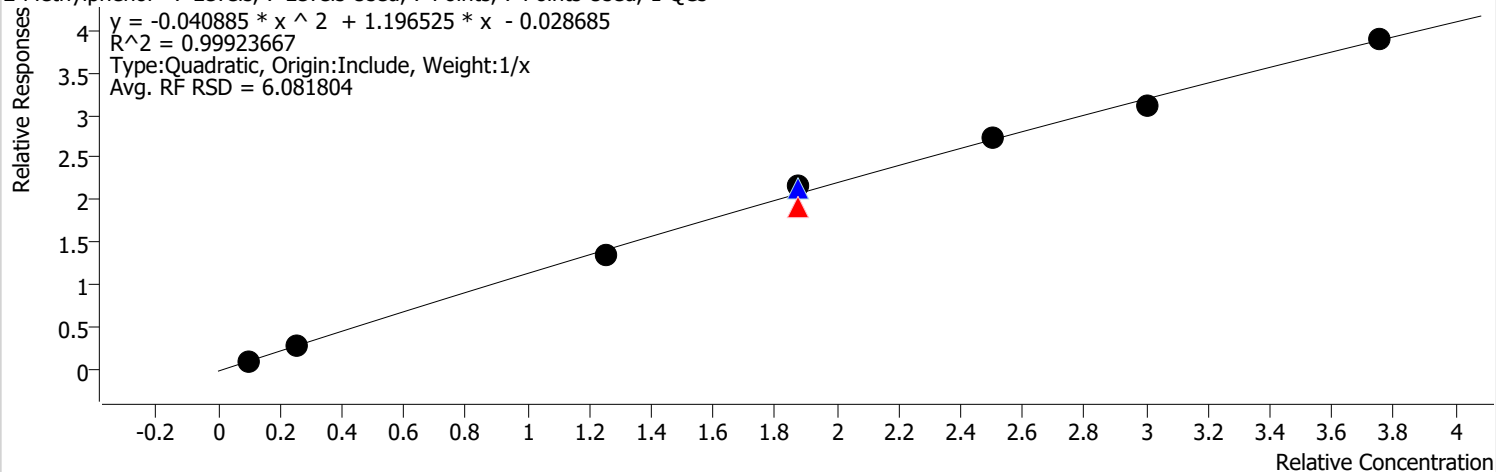
| Calibration STD Path | Cal Type | Level | Enabled | Resp. | Exp. Conc | Resp. Factor | Level RSD |
|--|-------------|-------|---------|--------|-----------|--------------|-----------|
| \\MASSHUNTER\Org\Data\SV5973N.I\sd122821\1 DOD bna\Dec2808.D | Calibration | 1 | x | 11129 | 4.0000 | 0.4139 | |
| \\MASSHUNTER\Org\Data\SV5973N.I\sd122821\1 DOD bna\Dec2807.D | Calibration | 2 | x | 29790 | 10.0000 | 0.5010 | |
| \\MASSHUNTER\Org\Data\SV5973N.I\sd122821\1 DOD bna\Dec2806.D | Calibration | 3 | x | 168351 | 50.0000 | 0.4464 | |
| \\MASSHUNTER\Org\Data\SV5973N.I\sd122321\DoD BNA 3\Dec2337.D | CC | CCV | x | 197330 | 75.0000 | 0.3955 | |
| \\MASSHUNTER\Org\Data\SV5973N.I\sd122821\1 DOD bna\Dec2809.D | QC | ICV | x | 259287 | 75.0000 | 0.3916 | |
| \\MASSHUNTER\Org\Data\SV5973N.I\sd122821\1 DOD bna\Dec2805.D | Calibration | 4 | x | 261263 | 75.0000 | 0.5104 | |
| \\MASSHUNTER\Org\Data\SV5973N.I\sd122821\1 DOD bna\Dec2804.D | Calibration | 5 | x | 350887 | 100.0000 | 0.4752 | |
| \\MASSHUNTER\Org\Data\SV5973N.I\sd122821\1 DOD bna\Dec2803.D | Calibration | 6 | x | 440255 | 120.0000 | 0.4392 | |
| \\MASSHUNTER\Org\Data\SV5973N.I\sd122821\1 DOD bna\Dec2802.D | Calibration | 7 | x | 547889 | 150.0000 | 0.4058 | |

Calibration Report

| | | | |
|----------------------------|--|-----------------------------|-------------|
| Batch Path | \\MASSHUNTER\Org\Data\SV5973N.I\sd122821\1 DOD bna\QuantResults\122821 bna 1 CAL.batch.bin | Analyst Name | BL2000\sean |
| Analysis Time | 1/26/2022 3:44 PM | Reporter Name | BL2000\sean |
| Report Time | 1/26/2022 3:45:55 PM | Batch State | Processed |
| Last Calib Update | 12/29/2021 7:25 PM | Quant Report Version | 10.0 |
| Quant Batch Version | 10.0 | | |

2-Methylphenol %RSE = 3.8

2-Methylphenol - 7 Levels, 7 Levels Used, 7 Points, 7 Points Used, 1 QCs

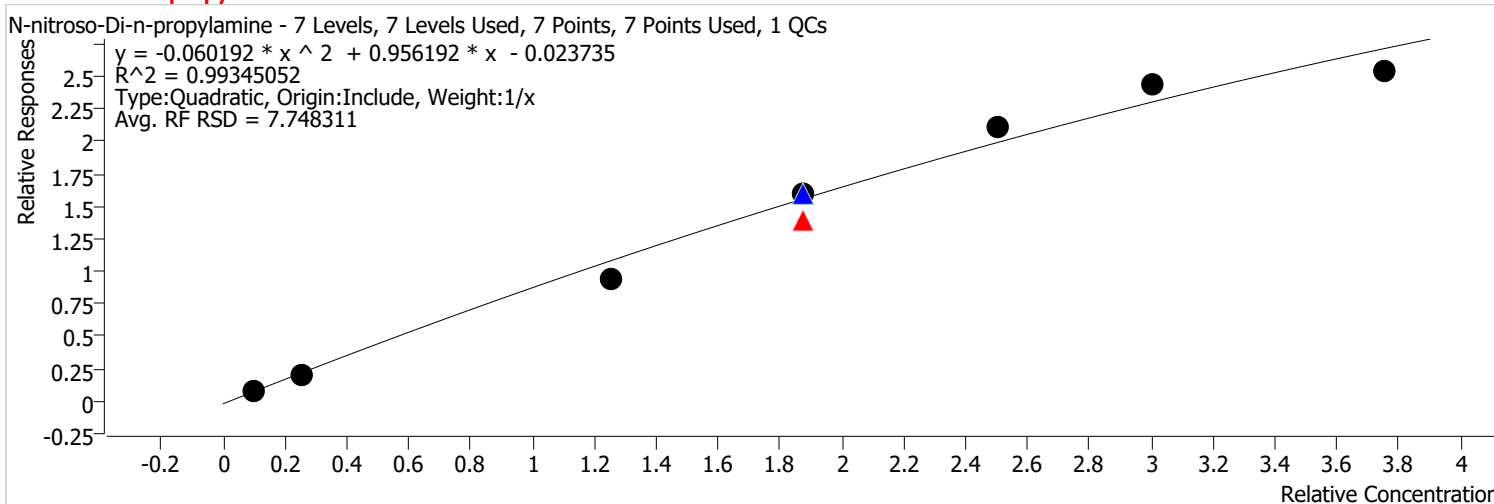


| Calibration STD Path | Cal Type | Level | Enabled | Resp. | Exp. Conc | Resp. Factor | Level RSD |
|--|-------------|-------|---------|---------|-----------|--------------|-----------|
| \\MASSHUNTER\Org\Data\SV5973N.I\sd122821\1 DOD bna\Dec2808.D | Calibration | 1 | x | 25324 | 4.0000 | 0.9418 | |
| \\MASSHUNTER\Org\Data\SV5973N.I\sd122821\1 DOD bna\Dec2807.D | Calibration | 2 | x | 61876 | 10.0000 | 1.0406 | |
| \\MASSHUNTER\Org\Data\SV5973N.I\sd122821\1 DOD bna\Dec2806.D | Calibration | 3 | x | 407111 | 50.0000 | 1.0796 | |
| \\MASSHUNTER\Org\Data\SV5973N.I\sd122321\DoD BNA 3\Dec2337.D | CC | CCV | x | 508637 | 75.0000 | 1.0194 | |
| \\MASSHUNTER\Org\Data\SV5973N.I\sd122821\1 DOD bna\Dec2809.D | QC | ICV | x | 749528 | 75.0000 | 1.1319 | |
| \\MASSHUNTER\Org\Data\SV5973N.I\sd122821\1 DOD bna\Dec2805.D | Calibration | 4 | x | 588001 | 75.0000 | 1.1487 | |
| \\MASSHUNTER\Org\Data\SV5973N.I\sd122821\1 DOD bna\Dec2804.D | Calibration | 5 | x | 810527 | 100.0000 | 1.0976 | |
| \\MASSHUNTER\Org\Data\SV5973N.I\sd122821\1 DOD bna\Dec2803.D | Calibration | 6 | x | 1043069 | 120.0000 | 1.0406 | |
| \\MASSHUNTER\Org\Data\SV5973N.I\sd122821\1 DOD bna\Dec2802.D | Calibration | 7 | x | 1401347 | 150.0000 | 1.0380 | |

Calibration Report

| | | | |
|---------------------|--|----------------------|-------------|
| Batch Path | \\MASSHUNTER\Org\Data\SV5973N.I\sd122821\1 DOD bna\QuantResults\122821 bna 1 CAL.batch.bin | Analyst Name | BL2000\sean |
| Analysis Time | 1/26/2022 3:44 PM | Reporter Name | BL2000\sean |
| Report Time | 1/26/2022 3:45:55 PM | Batch State | Processed |
| Last Calib Update | 12/29/2021 7:25 PM | Quant Report Version | 10.0 |
| Quant Batch Version | 10.0 | | |

N-nitroso-Di-n-propylamine %RSE = 10.9

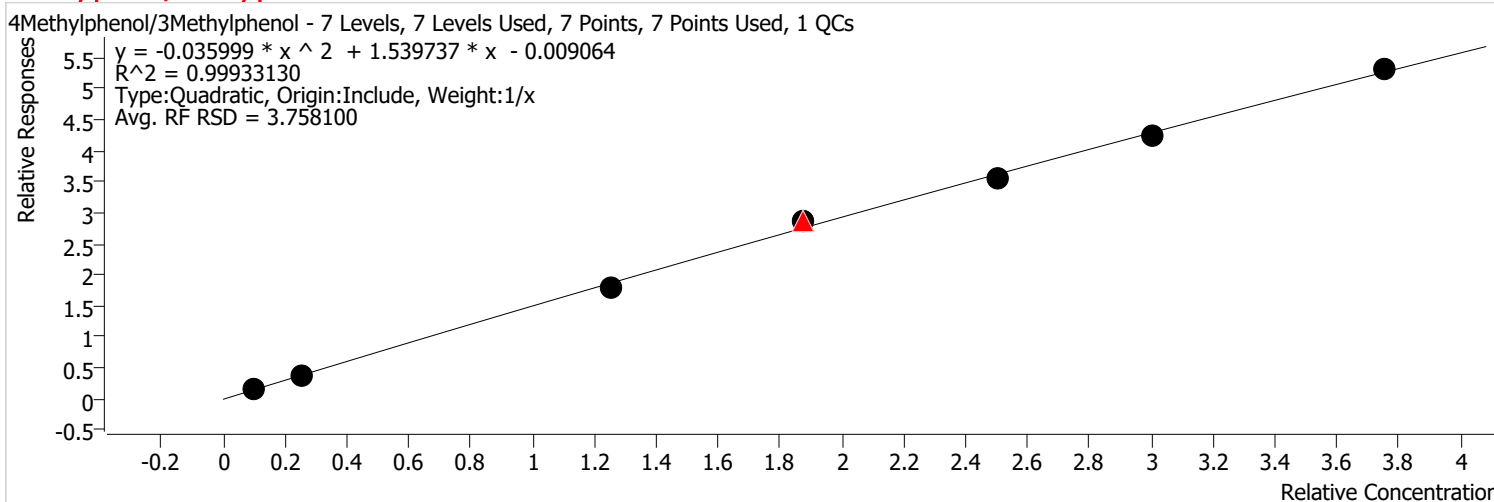


| Calibration STD Path | Cal Type | Level | Enabled | Resp. | Exp. Conc | Resp. Factor | Level RSD |
|--|-------------|-------|---------|--------|-----------|--------------|-----------|
| \\MASSHUNTER\Org\Data\SV5973N.I\sd122821\1 DOD bna\Dec2808.D | Calibration | 1 | x | 21092 | 4.0000 | 0.7845 | |
| \\MASSHUNTER\Org\Data\SV5973N.I\sd122821\1 DOD bna\Dec2807.D | Calibration | 2 | x | 48099 | 10.0000 | 0.8089 | |
| \\MASSHUNTER\Org\Data\SV5973N.I\sd122821\1 DOD bna\Dec2806.D | Calibration | 3 | x | 283771 | 50.0000 | 0.7525 | |
| \\MASSHUNTER\Org\Data\SV5973N.I\sd122321\DoD BNA 3\Dec2337.D | CC | CCV | x | 370584 | 75.0000 | 0.7427 | |
| \\MASSHUNTER\Org\Data\SV5973N.I\sd122821\1 DOD bna\Dec2809.D | QC | ICV | x | 565171 | 75.0000 | 0.8535 | |
| \\MASSHUNTER\Org\Data\SV5973N.I\sd122821\1 DOD bna\Dec2805.D | Calibration | 4 | x | 436883 | 75.0000 | 0.8535 | |
| \\MASSHUNTER\Org\Data\SV5973N.I\sd122821\1 DOD bna\Dec2804.D | Calibration | 5 | x | 625192 | 100.0000 | 0.8466 | |
| \\MASSHUNTER\Org\Data\SV5973N.I\sd122821\1 DOD bna\Dec2803.D | Calibration | 6 | x | 818919 | 120.0000 | 0.8170 | |
| \\MASSHUNTER\Org\Data\SV5973N.I\sd122821\1 DOD bna\Dec2802.D | Calibration | 7 | x | 913674 | 150.0000 | 0.6768 | |

Calibration Report

| | | | |
|----------------------------|--|-----------------------------|-------------|
| Batch Path | \\MASSHUNTER\Org\Data\SV5973N.I\sd122821\1 DOD bna\QuantResults\122821 bna 1 CAL.batch.bin | Analyst Name | BL2000\sean |
| Analysis Time | 1/26/2022 3:44 PM | Reporter Name | BL2000\sean |
| Report Time | 1/26/2022 3:45:55 PM | Batch State | Processed |
| Last Calib Update | 12/29/2021 7:25 PM | Quant Report Version | 10.0 |
| Quant Batch Version | 10.0 | | |

4Methylphenol/3Methylphenol %RSE = 3.3

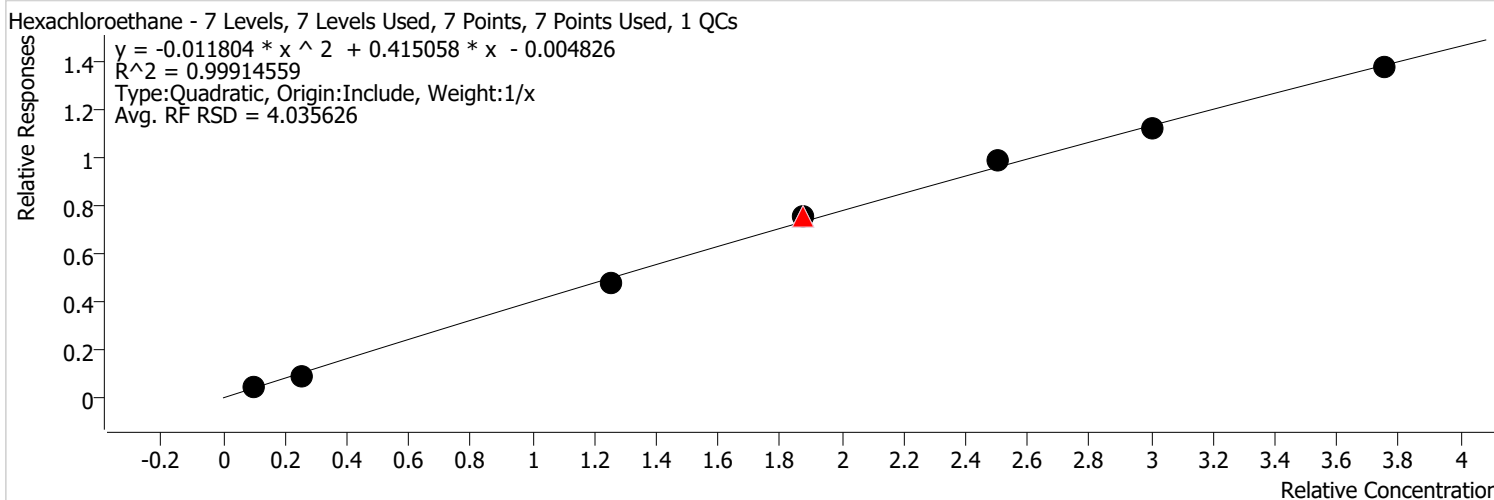


| Calibration STD Path | Cal Type | Level | Enabled | Resp. | Exp. Conc | Resp. Factor | Level RSD |
|--|-------------|-------|---------|---------|-----------|--------------|-----------|
| \\MASSHUNTER\Org\Data\SV5973N.I\sd122821\1 DOD bna\Dec2808.D | Calibration | 1 | x | 38140 | 4.0000 | 1.4185 | |
| \\MASSHUNTER\Org\Data\SV5973N.I\sd122821\1 DOD bna\Dec2807.D | Calibration | 2 | x | 91042 | 10.0000 | 1.5310 | |
| \\MASSHUNTER\Org\Data\SV5973N.I\sd122821\1 DOD bna\Dec2806.D | Calibration | 3 | x | 544708 | 50.0000 | 1.4444 | |
| \\MASSHUNTER\Org\Data\SV5973N.I\sd122321\DoD BNA 3\Dec2337.D | CC | CCV | x | 765979 | 75.0000 | 1.5351 | |
| \\MASSHUNTER\Org\Data\SV5973N.I\sd122821\1 DOD bna\Dec2809.D | QC | ICV | x | 1009108 | 75.0000 | 1.5239 | |
| \\MASSHUNTER\Org\Data\SV5973N.I\sd122821\1 DOD bna\Dec2805.D | Calibration | 4 | x | 783926 | 75.0000 | 1.5315 | |
| \\MASSHUNTER\Org\Data\SV5973N.I\sd122821\1 DOD bna\Dec2804.D | Calibration | 5 | x | 1052442 | 100.0000 | 1.4252 | |
| \\MASSHUNTER\Org\Data\SV5973N.I\sd122821\1 DOD bna\Dec2803.D | Calibration | 6 | x | 1410963 | 120.0000 | 1.4076 | |
| \\MASSHUNTER\Org\Data\SV5973N.I\sd122821\1 DOD bna\Dec2802.D | Calibration | 7 | x | 1908599 | 150.0000 | 1.4138 | |

Calibration Report

| | | | |
|----------------------------|--|-----------------------------|-------------|
| Batch Path | \\MASSHUNTER\Org\Data\SV5973N.I\sd122821\1 DOD bna\QuantResults\122821 bna 1 CAL.batch.bin | Analyst Name | BL2000\sean |
| Analysis Time | 1/26/2022 3:44 PM | Reporter Name | BL2000\sean |
| Report Time | 1/26/2022 3:45:55 PM | Batch State | Processed |
| Last Calib Update | 12/29/2021 7:25 PM | Quant Report Version | 10.0 |
| Quant Batch Version | 10.0 | | |

Hexachloroethane %RSE = 6.1

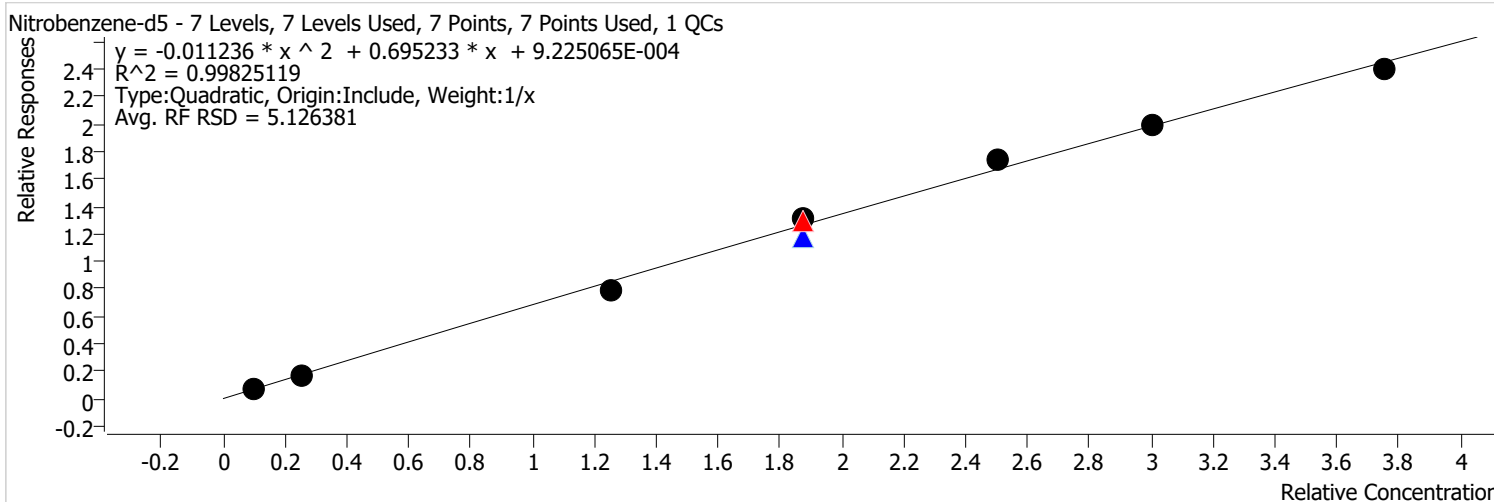


| Calibration STD Path | Cal Type | Level | Enabled | Resp. | Exp. Conc | Resp. Factor | Level RSD |
|--|-------------|-------|---------|--------|-----------|--------------|-----------|
| \\MASSHUNTER\Org\Data\SV5973N.I\sd122821\1 DOD bna\Dec2808.D | Calibration | 1 | x | 10665 | 4.0000 | 0.3967 | |
| \\MASSHUNTER\Org\Data\SV5973N.I\sd122821\1 DOD bna\Dec2807.D | Calibration | 2 | x | 21528 | 10.0000 | 0.3620 | |
| \\MASSHUNTER\Org\Data\SV5973N.I\sd122821\1 DOD bna\Dec2806.D | Calibration | 3 | x | 144330 | 50.0000 | 0.3827 | |
| \\MASSHUNTER\Org\Data\SV5973N.I\sd122321\DoD BNA 3\Dec2337.D | CC | CCV | x | 201123 | 75.0000 | 0.4031 | |
| \\MASSHUNTER\Org\Data\SV5973N.I\sd122821\1 DOD bna\Dec2809.D | QC | ICV | x | 268496 | 75.0000 | 0.4055 | |
| \\MASSHUNTER\Org\Data\SV5973N.I\sd122821\1 DOD bna\Dec2805.D | Calibration | 4 | x | 204692 | 75.0000 | 0.3999 | |
| \\MASSHUNTER\Org\Data\SV5973N.I\sd122821\1 DOD bna\Dec2804.D | Calibration | 5 | x | 292032 | 100.0000 | 0.3955 | |
| \\MASSHUNTER\Org\Data\SV5973N.I\sd122821\1 DOD bna\Dec2803.D | Calibration | 6 | x | 373544 | 120.0000 | 0.3726 | |
| \\MASSHUNTER\Org\Data\SV5973N.I\sd122821\1 DOD bna\Dec2802.D | Calibration | 7 | x | 495373 | 150.0000 | 0.3669 | |

Calibration Report

| | | | |
|----------------------------|--|-----------------------------|-------------|
| Batch Path | \\MASSHUNTER\Org\Data\SV5973N.I\sd122821\1 DOD bna\QuantResults\122821 bna 1 CAL.batch.bin | Analyst Name | BL2000\sean |
| Analysis Time | 1/26/2022 3:44 PM | Reporter Name | BL2000\sean |
| Report Time | 1/26/2022 3:45:55 PM | Batch State | Processed |
| Last Calib Update | 12/29/2021 7:25 PM | Quant Report Version | 10.0 |
| Quant Batch Version | 10.0 | | |

Nitrobenzene-d5 %RSE =

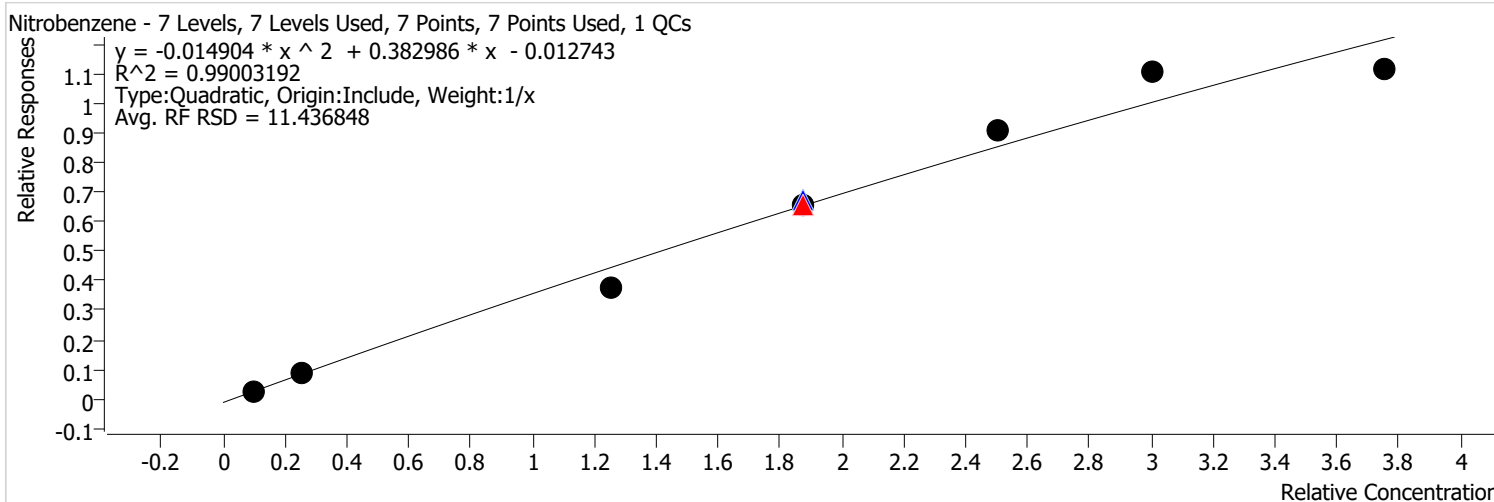


| Calibration STD Path | Cal Type | Level | Enabled | Resp. | Exp. Conc | Resp. Factor | Level RSD |
|--|-------------|-------|---------|--------|-----------|--------------|-----------|
| \\MASSHUNTER\Org\Data\SV5973N.I\sd122821\1 DOD bna\Dec2808.D | Calibration | 1 | x | 19437 | 4.0000 | 0.7229 | |
| \\MASSHUNTER\Org\Data\SV5973N.I\sd122821\1 DOD bna\Dec2807.D | Calibration | 2 | x | 41252 | 10.0000 | 0.6937 | |
| \\MASSHUNTER\Org\Data\SV5973N.I\sd122821\1 DOD bna\Dec2806.D | Calibration | 3 | x | 235877 | 50.0000 | 0.6255 | |
| \\MASSHUNTER\Org\Data\SV5973N.I\sd122321\DoD BNA 3\Dec2337.D | CC | CCV | x | 344811 | 75.0000 | 0.6910 | |
| \\MASSHUNTER\Org\Data\SV5973N.I\sd122821\1 DOD bna\Dec2809.D | QC | ICV | x | 412776 | 75.0000 | 0.6234 | |
| \\MASSHUNTER\Org\Data\SV5973N.I\sd122821\1 DOD bna\Dec2805.D | Calibration | 4 | x | 356708 | 75.0000 | 0.6969 | |
| \\MASSHUNTER\Org\Data\SV5973N.I\sd122821\1 DOD bna\Dec2804.D | Calibration | 5 | x | 511730 | 100.0000 | 0.6930 | |
| \\MASSHUNTER\Org\Data\SV5973N.I\sd122821\1 DOD bna\Dec2803.D | Calibration | 6 | x | 669497 | 120.0000 | 0.6679 | |
| \\MASSHUNTER\Org\Data\SV5973N.I\sd122821\1 DOD bna\Dec2802.D | Calibration | 7 | x | 862470 | 150.0000 | 0.6389 | |

Calibration Report

| | | | |
|----------------------------|--|-----------------------------|-------------|
| Batch Path | \\MASSHUNTER\Org\Data\SV5973N.I\sd122821\1 DOD bna\QuantResults\122821 bna 1 CAL.batch.bin | Analyst Name | BL2000\sean |
| Analysis Time | 1/26/2022 3:44 PM | Reporter Name | BL2000\sean |
| Report Time | 1/26/2022 3:45:55 PM | Batch State | Processed |
| Last Calib Update | 12/29/2021 7:25 PM | Quant Report Version | 10.0 |
| Quant Batch Version | 10.0 | | |

Nitrobenzene %RSE = 11.8

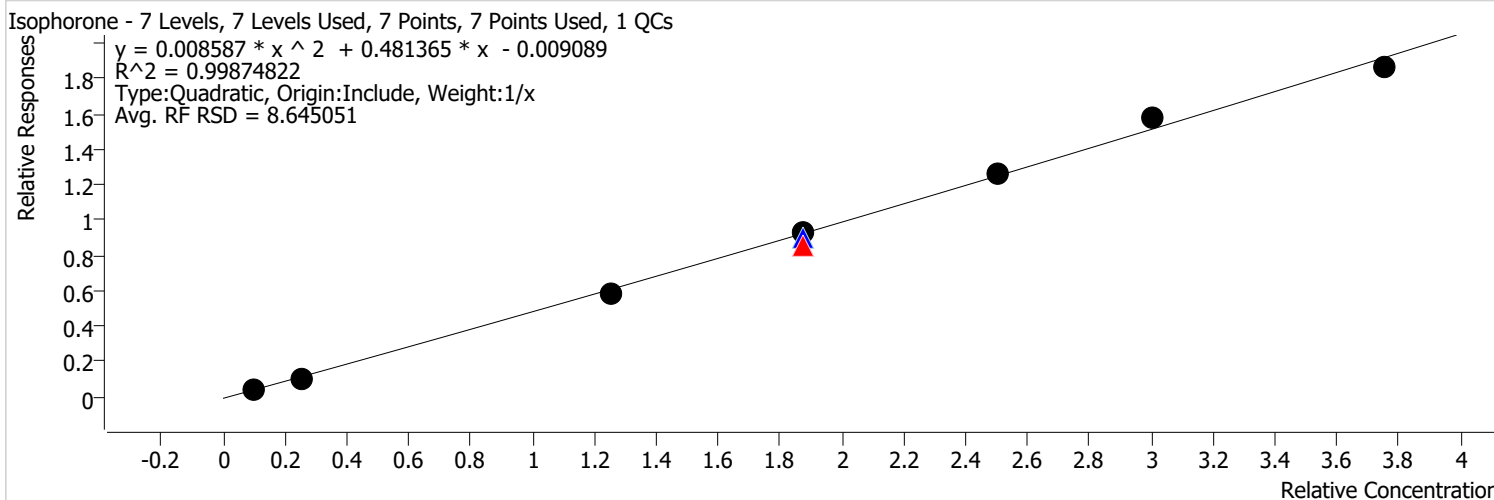


| Calibration STD Path | Cal Type | Level | Enabled | Resp. | Exp. Conc | Resp. Factor | Level RSD |
|--|-------------|-------|---------|--------|-----------|--------------|-----------|
| \\MASSHUNTER\Org\Data\SV5973N.I\sd122821\1 DOD bna\Dec2808.D | Calibration | 1 | x | 7300 | 4.0000 | 0.2715 | |
| \\MASSHUNTER\Org\Data\SV5973N.I\sd122821\1 DOD bna\Dec2807.D | Calibration | 2 | x | 19708 | 10.0000 | 0.3314 | |
| \\MASSHUNTER\Org\Data\SV5973N.I\sd122821\1 DOD bna\Dec2806.D | Calibration | 3 | x | 113263 | 50.0000 | 0.3003 | |
| \\MASSHUNTER\Org\Data\SV5973N.I\sd122321\DoD BNA 3\Dec2337.D | CC | CCV | x | 173897 | 75.0000 | 0.3485 | |
| \\MASSHUNTER\Org\Data\SV5973N.I\sd122821\1 DOD bna\Dec2809.D | QC | ICV | x | 237524 | 75.0000 | 0.3587 | |
| \\MASSHUNTER\Org\Data\SV5973N.I\sd122821\1 DOD bna\Dec2805.D | Calibration | 4 | x | 179853 | 75.0000 | 0.3514 | |
| \\MASSHUNTER\Org\Data\SV5973N.I\sd122821\1 DOD bna\Dec2804.D | Calibration | 5 | x | 268167 | 100.0000 | 0.3631 | |
| \\MASSHUNTER\Org\Data\SV5973N.I\sd122821\1 DOD bna\Dec2803.D | Calibration | 6 | x | 369448 | 120.0000 | 0.3686 | |
| \\MASSHUNTER\Org\Data\SV5973N.I\sd122821\1 DOD bna\Dec2802.D | Calibration | 7 | x | 400624 | 150.0000 | 0.2968 | |

Calibration Report

| | | | |
|---------------------|--|----------------------|-------------|
| Batch Path | \\MASSHUNTER\Org\Data\SV5973N.I\sd122821\1 DOD bna\QuantResults\122821 bna 1 CAL.batch.bin | Analyst Name | BL2000\sean |
| Analysis Time | 1/26/2022 3:44 PM | Reporter Name | BL2000\sean |
| Report Time | 1/26/2022 3:45:56 PM | Batch State | Processed |
| Last Calib Update | 12/29/2021 7:25 PM | Quant Report Version | 10.0 |
| Quant Batch Version | 10.0 | | |

Isophorone %RSE = 5.6

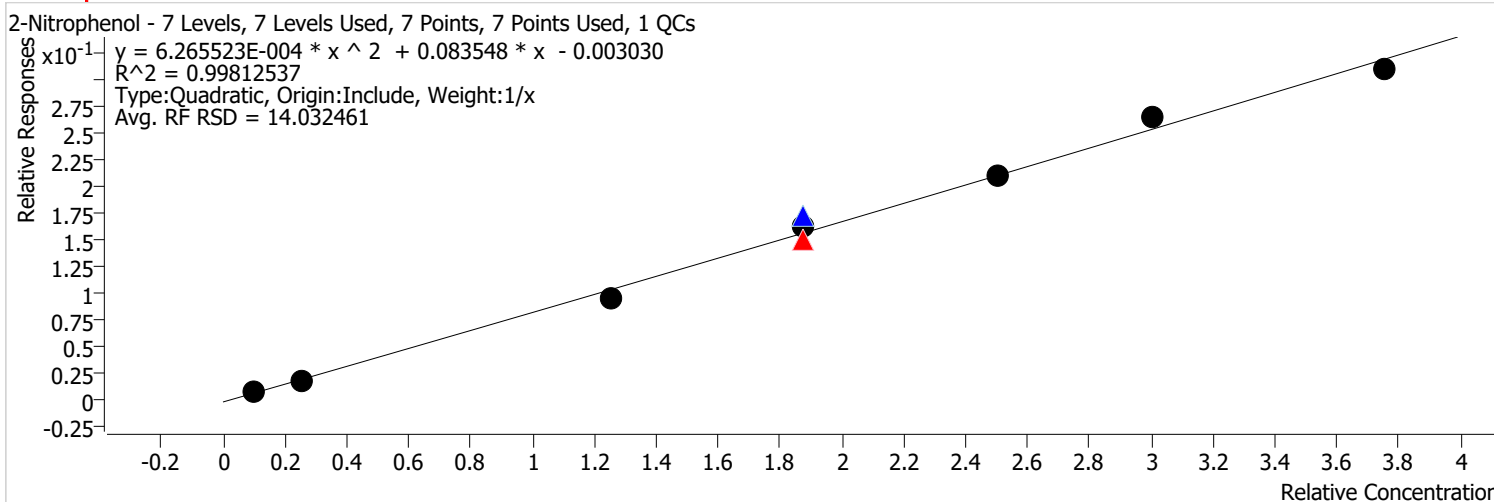


| Calibration STD Path | Cal Type | Level | Enabled | Resp. | Exp. Conc | Resp. Factor | Level RSD |
|--|-------------|-------|---------|---------|-----------|--------------|-----------|
| \\MASSHUNTER\Org\Data\SV5973N.I\sd122821\1 DOD bna\Dec2808.D | Calibration | 1 | x | 38130 | 4.0000 | 0.4254 | |
| \\MASSHUNTER\Org\Data\SV5973N.I\sd122821\1 DOD bna\Dec2807.D | Calibration | 2 | x | 91235 | 10.0000 | 0.4177 | |
| \\MASSHUNTER\Org\Data\SV5973N.I\sd122821\1 DOD bna\Dec2806.D | Calibration | 3 | x | 576232 | 50.0000 | 0.4657 | |
| \\MASSHUNTER\Org\Data\SV5973N.I\sd122321\DoD BNA 3\Dec2337.D | CC | CCV | x | 722309 | 75.0000 | 0.4570 | |
| \\MASSHUNTER\Org\Data\SV5973N.I\sd122821\1 DOD bna\Dec2809.D | QC | ICV | x | 1036223 | 75.0000 | 0.4841 | |
| \\MASSHUNTER\Org\Data\SV5973N.I\sd122821\1 DOD bna\Dec2805.D | Calibration | 4 | x | 909801 | 75.0000 | 0.4936 | |
| \\MASSHUNTER\Org\Data\SV5973N.I\sd122821\1 DOD bna\Dec2804.D | Calibration | 5 | x | 1242317 | 100.0000 | 0.5059 | |
| \\MASSHUNTER\Org\Data\SV5973N.I\sd122821\1 DOD bna\Dec2803.D | Calibration | 6 | x | 1590821 | 120.0000 | 0.5257 | |
| \\MASSHUNTER\Org\Data\SV5973N.I\sd122821\1 DOD bna\Dec2802.D | Calibration | 7 | x | 2047574 | 150.0000 | 0.4963 | |

Calibration Report

| | | | |
|----------------------------|--|-----------------------------|-------------|
| Batch Path | \\MASSHUNTER\Org\Data\SV5973N.I\sd122821\1 DOD bna\QuantResults\122821 bna 1 CAL.batch.bin | Analyst Name | BL2000\sean |
| Analysis Time | 1/26/2022 3:44 PM | Reporter Name | BL2000\sean |
| Report Time | 1/26/2022 3:45:56 PM | Batch State | Processed |
| Last Calib Update | 12/29/2021 7:25 PM | Quant Report Version | 10.0 |
| Quant Batch Version | 10.0 | | |

2-Nitrophenol %RSE = 6.0

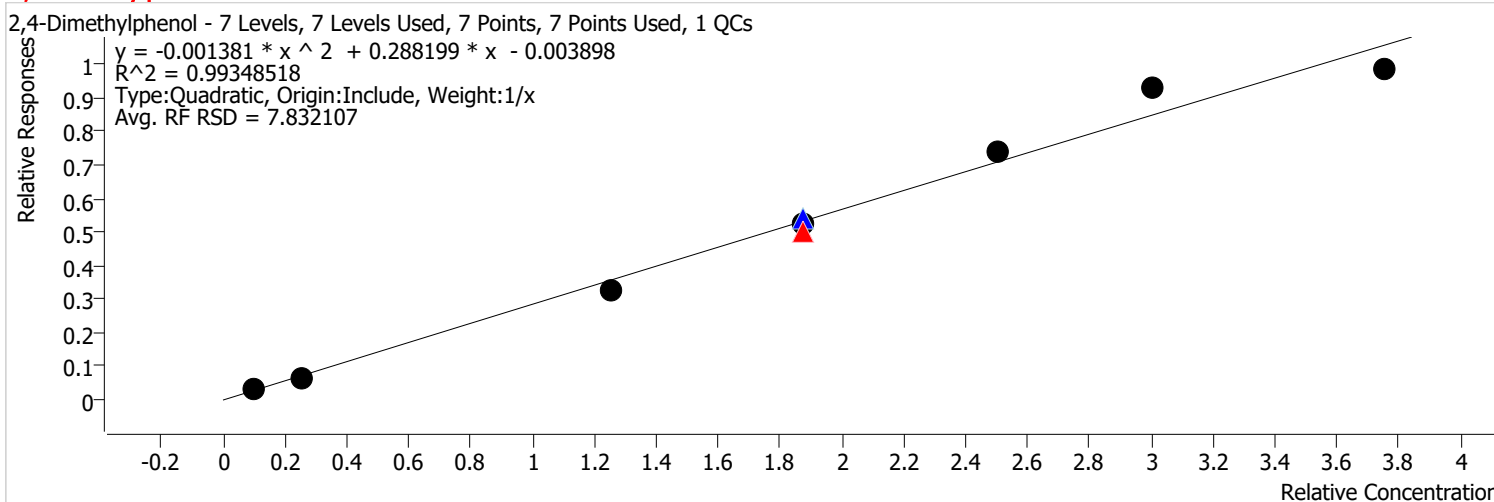


| Calibration STD Path | Cal Type | Level | Enabled | Resp. | Exp. Conc | Resp. Factor | Level RSD |
|--|-------------|-------|---------|--------|-----------|--------------|-----------|
| \\MASSHUNTER\Org\Data\SV5973N.I\sd122821\1 DOD bna\Dec2808.D | Calibration | 1 | x | 5251 | 4.0000 | 0.0586 | |
| \\MASSHUNTER\Org\Data\SV5973N.I\sd122821\1 DOD bna\Dec2807.D | Calibration | 2 | x | 14778 | 10.0000 | 0.0677 | |
| \\MASSHUNTER\Org\Data\SV5973N.I\sd122821\1 DOD bna\Dec2806.D | Calibration | 3 | x | 94470 | 50.0000 | 0.0764 | |
| \\MASSHUNTER\Org\Data\SV5973N.I\sd122321\DoD BNA 3\Dec2337.D | CC | CCV | x | 126980 | 75.0000 | 0.0803 | |
| \\MASSHUNTER\Org\Data\SV5973N.I\sd122821\1 DOD bna\Dec2809.D | QC | ICV | x | 197298 | 75.0000 | 0.0922 | |
| \\MASSHUNTER\Org\Data\SV5973N.I\sd122821\1 DOD bna\Dec2805.D | Calibration | 4 | x | 158728 | 75.0000 | 0.0861 | |
| \\MASSHUNTER\Org\Data\SV5973N.I\sd122821\1 DOD bna\Dec2804.D | Calibration | 5 | x | 205593 | 100.0000 | 0.0837 | |
| \\MASSHUNTER\Org\Data\SV5973N.I\sd122821\1 DOD bna\Dec2803.D | Calibration | 6 | x | 267354 | 120.0000 | 0.0884 | |
| \\MASSHUNTER\Org\Data\SV5973N.I\sd122821\1 DOD bna\Dec2802.D | Calibration | 7 | x | 340485 | 150.0000 | 0.0825 | |

Calibration Report

| | | | |
|---------------------|--|----------------------|-------------|
| Batch Path | \\MASSHUNTER\Org\Data\SV5973N.I\sd122821\1 DOD bna\QuantResults\122821 bna 1 CAL.batch.bin | Analyst Name | BL2000\sean |
| Analysis Time | 1/26/2022 3:44 PM | Reporter Name | BL2000\sean |
| Report Time | 1/26/2022 3:45:56 PM | Batch State | Processed |
| Last Calib Update | 12/29/2021 7:25 PM | Quant Report Version | 10.0 |
| Quant Batch Version | 10.0 | | |

2,4-Dimethylphenol %RSE = 10.4

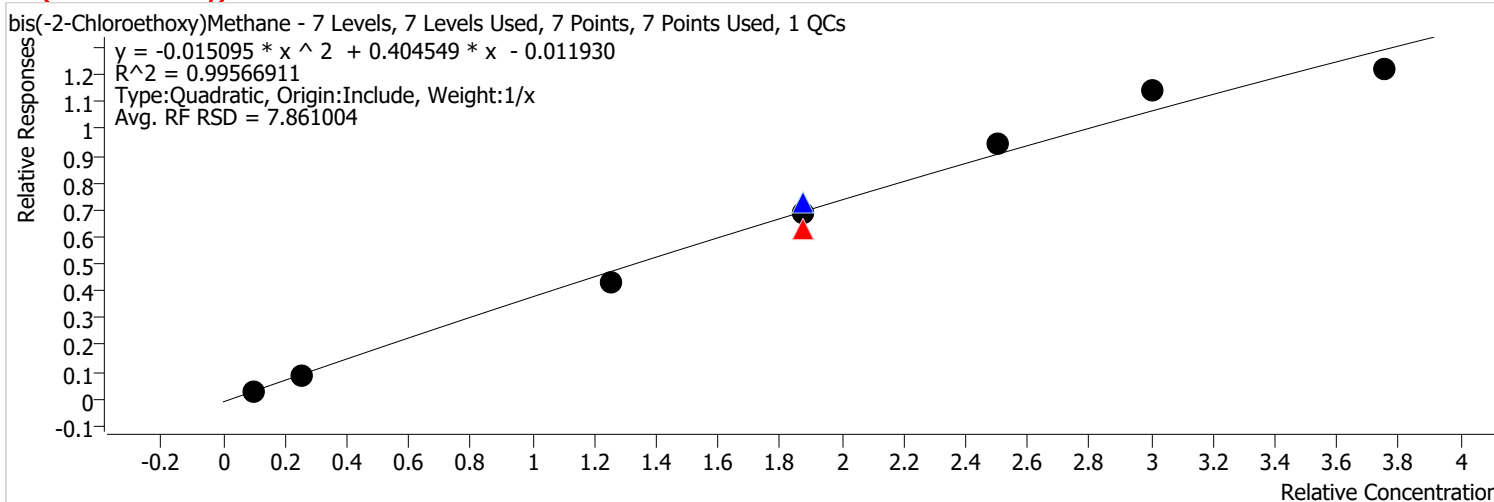


| Calibration STD Path | Cal Type | Level | Enabled | Resp. | Exp. Conc | Resp. Factor | Level RSD |
|--|-------------|-------|---------|---------|-----------|--------------|-----------|
| \\MASSHUNTER\Org\Data\SV5973N.I\sd122821\1 DOD bna\Dec2808.D | Calibration | 1 | x | 25126 | 4.0000 | 0.2803 | |
| \\MASSHUNTER\Org\Data\SV5973N.I\sd122821\1 DOD bna\Dec2807.D | Calibration | 2 | x | 54520 | 10.0000 | 0.2496 | |
| \\MASSHUNTER\Org\Data\SV5973N.I\sd122821\1 DOD bna\Dec2806.D | Calibration | 3 | x | 318863 | 50.0000 | 0.2577 | |
| \\MASSHUNTER\Org\Data\SV5973N.I\sd122321\DoD BNA 3\Dec2337.D | CC | CCV | x | 419309 | 75.0000 | 0.2653 | |
| \\MASSHUNTER\Org\Data\SV5973N.I\sd122821\1 DOD bna\Dec2809.D | QC | ICV | x | 618506 | 75.0000 | 0.2890 | |
| \\MASSHUNTER\Org\Data\SV5973N.I\sd122821\1 DOD bna\Dec2805.D | Calibration | 4 | x | 514302 | 75.0000 | 0.2790 | |
| \\MASSHUNTER\Org\Data\SV5973N.I\sd122821\1 DOD bna\Dec2804.D | Calibration | 5 | x | 730056 | 100.0000 | 0.2973 | |
| \\MASSHUNTER\Org\Data\SV5973N.I\sd122821\1 DOD bna\Dec2803.D | Calibration | 6 | x | 936705 | 120.0000 | 0.3096 | |
| \\MASSHUNTER\Org\Data\SV5973N.I\sd122821\1 DOD bna\Dec2802.D | Calibration | 7 | x | 1083439 | 150.0000 | 0.2626 | |

Calibration Report

| | | | |
|----------------------------|--|-----------------------------|-------------|
| Batch Path | \\MASSHUNTER\Org\Data\SV5973N.I\sd122821\1 DOD bna\QuantResults\122821 bna 1 CAL.batch.bin | Analyst Name | BL2000\sean |
| Analysis Time | 1/26/2022 3:44 PM | Reporter Name | BL2000\sean |
| Report Time | 1/26/2022 3:45:56 PM | Batch State | Processed |
| Last Calib Update | 12/29/2021 7:25 PM | Quant Report Version | 10.0 |
| Quant Batch Version | 10.0 | | |

bis(-2-Chloroethoxy)Methane %RSE = 8.1

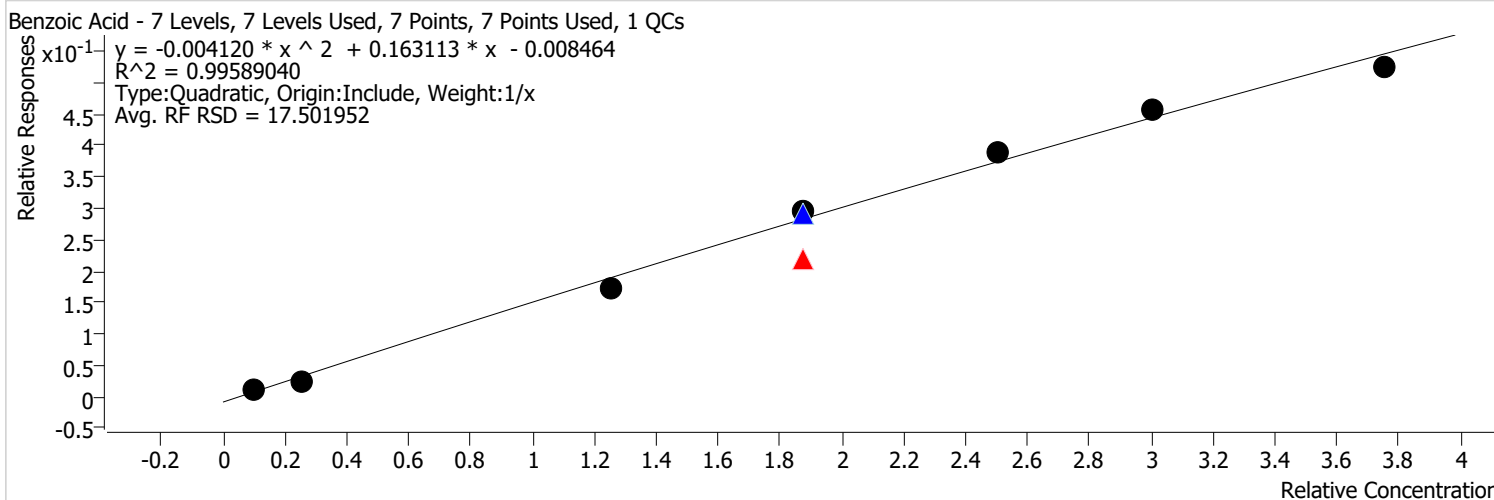


| Calibration STD Path | Cal Type | Level | Enabled | Resp. | Exp. Conc | Resp. Factor | Level RSD |
|--|-------------|-------|---------|---------|-----------|--------------|-----------|
| \\MASSHUNTER\Org\Data\SV5973N.I\sd122821\1 DOD bna\Dec2808.D | Calibration | 1 | x | 27704 | 4.0000 | 0.3091 | |
| \\MASSHUNTER\Org\Data\SV5973N.I\sd122821\1 DOD bna\Dec2807.D | Calibration | 2 | x | 74011 | 10.0000 | 0.3388 | |
| \\MASSHUNTER\Org\Data\SV5973N.I\sd122821\1 DOD bna\Dec2806.D | Calibration | 3 | x | 426726 | 50.0000 | 0.3449 | |
| \\MASSHUNTER\Org\Data\SV5973N.I\sd122321\DoD BNA 3\Dec2337.D | CC | CCV | x | 528643 | 75.0000 | 0.3345 | |
| \\MASSHUNTER\Org\Data\SV5973N.I\sd122821\1 DOD bna\Dec2809.D | QC | ICV | x | 826059 | 75.0000 | 0.3860 | |
| \\MASSHUNTER\Org\Data\SV5973N.I\sd122821\1 DOD bna\Dec2805.D | Calibration | 4 | x | 677158 | 75.0000 | 0.3674 | |
| \\MASSHUNTER\Org\Data\SV5973N.I\sd122821\1 DOD bna\Dec2804.D | Calibration | 5 | x | 929699 | 100.0000 | 0.3786 | |
| \\MASSHUNTER\Org\Data\SV5973N.I\sd122821\1 DOD bna\Dec2803.D | Calibration | 6 | x | 1152975 | 120.0000 | 0.3810 | |
| \\MASSHUNTER\Org\Data\SV5973N.I\sd122821\1 DOD bna\Dec2802.D | Calibration | 7 | x | 1341138 | 150.0000 | 0.3251 | |

Calibration Report

| | | | |
|----------------------------|--|-----------------------------|-------------|
| Batch Path | \\MASSHUNTER\Org\Data\SV5973N.I\sd122821\1 DOD bna\QuantResults\122821 bna 1 CAL.batch.bin | Analyst Name | BL2000\sean |
| Analysis Time | 1/26/2022 3:44 PM | Reporter Name | BL2000\sean |
| Report Time | 1/26/2022 3:45:56 PM | Batch State | Processed |
| Last Calib Update | 12/29/2021 7:25 PM | Quant Report Version | 10.0 |
| Quant Batch Version | 10.0 | | |

Benzoic Acid %RSE = 15.2

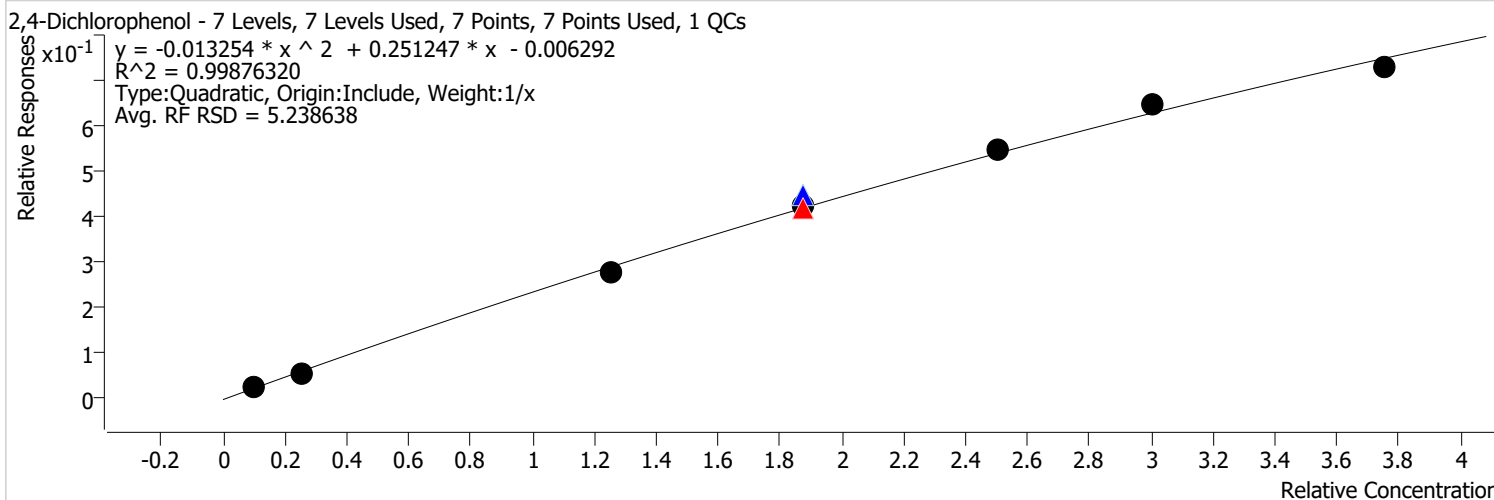


| Calibration STD Path | Cal Type | Level | Enabled | Resp. | Exp. Conc | Resp. Factor | Level RSD |
|--|-------------|-------|---------|--------|-----------|--------------|-----------|
| \\MASSHUNTER\Org\Data\SV5973N.I\sd122821\1 DOD bna\Dec2808.D | Calibration | 1 | x | 9900 | 4.0000 | 0.1105 | |
| \\MASSHUNTER\Org\Data\SV5973N.I\sd122821\1 DOD bna\Dec2807.D | Calibration | 2 | x | 20997 | 10.0000 | 0.0961 | |
| \\MASSHUNTER\Org\Data\SV5973N.I\sd122821\1 DOD bna\Dec2806.D | Calibration | 3 | x | 172210 | 50.0000 | 0.1392 | |
| \\MASSHUNTER\Org\Data\SV5973N.I\sd122321\DoD BNA 3\Dec2337.D | CC | CCV | x | 186441 | 75.0000 | 0.1180 | |
| \\MASSHUNTER\Org\Data\SV5973N.I\sd122821\1 DOD bna\Dec2809.D | QC | ICV | x | 333579 | 75.0000 | 0.1559 | |
| \\MASSHUNTER\Org\Data\SV5973N.I\sd122821\1 DOD bna\Dec2805.D | Calibration | 4 | x | 290769 | 75.0000 | 0.1577 | |
| \\MASSHUNTER\Org\Data\SV5973N.I\sd122821\1 DOD bna\Dec2804.D | Calibration | 5 | x | 383015 | 100.0000 | 0.1560 | |
| \\MASSHUNTER\Org\Data\SV5973N.I\sd122821\1 DOD bna\Dec2803.D | Calibration | 6 | x | 459947 | 120.0000 | 0.1520 | |
| \\MASSHUNTER\Org\Data\SV5973N.I\sd122821\1 DOD bna\Dec2802.D | Calibration | 7 | x | 576044 | 150.0000 | 0.1396 | |

Calibration Report

| | | | |
|----------------------------|--|-----------------------------|-------------|
| Batch Path | \\MASSHUNTER\Org\Data\SV5973N.I\sd122821\1 DOD bna\QuantResults\122821 bna 1 CAL.batch.bin | Analyst Name | BL2000\sean |
| Analysis Time | 1/26/2022 3:44 PM | Reporter Name | BL2000\sean |
| Report Time | 1/26/2022 3:45:56 PM | Batch State | Processed |
| Last Calib Update | 12/29/2021 7:25 PM | Quant Report Version | 10.0 |
| Quant Batch Version | 10.0 | | |

2,4-Dichlorophenol %RSE = 6.4

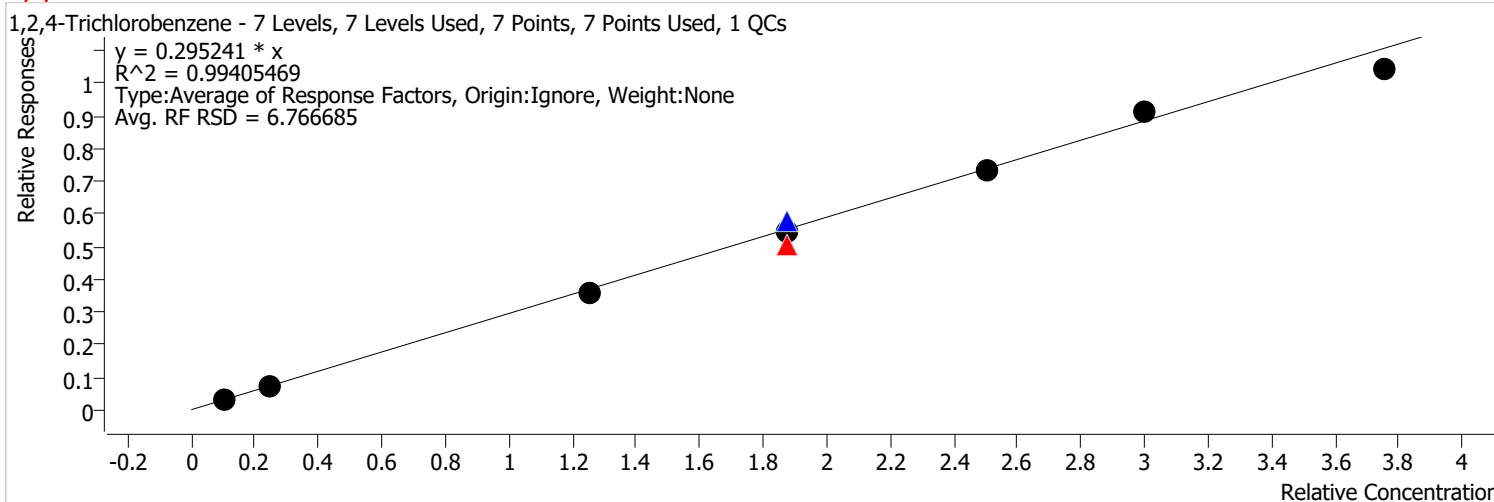


| Calibration STD Path | Cal Type | Level | Enabled | Resp. | Exp. Conc | Resp. Factor | Level RSD |
|--|-------------|-------|---------|--------|-----------|--------------|-----------|
| \\MASSHUNTER\Org\Data\SV5973N.I\sd122821\1 DOD bna\Dec2808.D | Calibration | 1 | x | 18452 | 4.0000 | 0.2059 | |
| \\MASSHUNTER\Org\Data\SV5973N.I\sd122821\1 DOD bna\Dec2807.D | Calibration | 2 | x | 44890 | 10.0000 | 0.2055 | |
| \\MASSHUNTER\Org\Data\SV5973N.I\sd122821\1 DOD bna\Dec2806.D | Calibration | 3 | x | 271360 | 50.0000 | 0.2193 | |
| \\MASSHUNTER\Org\Data\SV5973N.I\sd122321\DoD BNA 3\Dec2337.D | CC | CCV | x | 353688 | 75.0000 | 0.2238 | |
| \\MASSHUNTER\Org\Data\SV5973N.I\sd122821\1 DOD bna\Dec2809.D | QC | ICV | x | 509756 | 75.0000 | 0.2382 | |
| \\MASSHUNTER\Org\Data\SV5973N.I\sd122821\1 DOD bna\Dec2805.D | Calibration | 4 | x | 419264 | 75.0000 | 0.2275 | |
| \\MASSHUNTER\Org\Data\SV5973N.I\sd122821\1 DOD bna\Dec2804.D | Calibration | 5 | x | 537844 | 100.0000 | 0.2190 | |
| \\MASSHUNTER\Org\Data\SV5973N.I\sd122821\1 DOD bna\Dec2803.D | Calibration | 6 | x | 652748 | 120.0000 | 0.2157 | |
| \\MASSHUNTER\Org\Data\SV5973N.I\sd122821\1 DOD bna\Dec2802.D | Calibration | 7 | x | 802034 | 150.0000 | 0.1944 | |

Calibration Report

| | | | |
|----------------------------|--|-----------------------------|-------------|
| Batch Path | \\MASSHUNTER\Org\Data\SV5973N.I\sd122821\1 DOD bna\QuantResults\122821 bna 1 CAL.batch.bin | Analyst Name | BL2000\sean |
| Analysis Time | 1/26/2022 3:44 PM | Reporter Name | BL2000\sean |
| Report Time | 1/26/2022 3:45:56 PM | Batch State | Processed |
| Last Calib Update | 12/29/2021 7:25 PM | Quant Report Version | 10.0 |
| Quant Batch Version | 10.0 | | |

1,2,4-Trichlorobenzene %RSE = 6.8

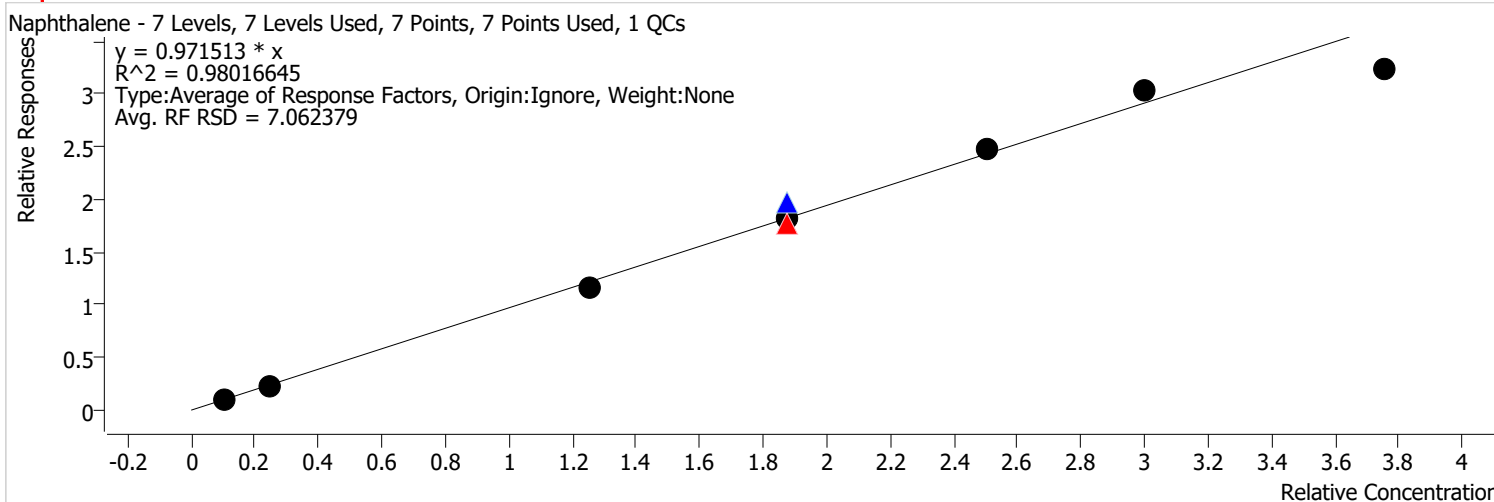


| Calibration STD Path | Cal Type | Level | Enabled | Resp. | Exp. Conc | Resp. Factor | Level RSD |
|--|-------------|-------|---------|---------|-----------|--------------|-----------|
| \\MASSHUNTER\Org\Data\SV5973N.I\sd122821\1 DOD bna\Dec2808.D | Calibration | 1 | x | 30041 | 4.0000 | 0.3352 | |
| \\MASSHUNTER\Org\Data\SV5973N.I\sd122821\1 DOD bna\Dec2807.D | Calibration | 2 | x | 61314 | 10.0000 | 0.2807 | |
| \\MASSHUNTER\Org\Data\SV5973N.I\sd122821\1 DOD bna\Dec2806.D | Calibration | 3 | x | 350550 | 50.0000 | 0.2833 | |
| \\MASSHUNTER\Org\Data\SV5973N.I\sd122321\DoD BNA 3\Dec2337.D | CC | CCV | x | 424509 | 75.0000 | 0.2686 | |
| \\MASSHUNTER\Org\Data\SV5973N.I\sd122821\1 DOD bna\Dec2809.D | QC | ICV | x | 660717 | 75.0000 | 0.3087 | |
| \\MASSHUNTER\Org\Data\SV5973N.I\sd122821\1 DOD bna\Dec2805.D | Calibration | 4 | x | 533586 | 75.0000 | 0.2895 | |
| \\MASSHUNTER\Org\Data\SV5973N.I\sd122821\1 DOD bna\Dec2804.D | Calibration | 5 | x | 722645 | 100.0000 | 0.2943 | |
| \\MASSHUNTER\Org\Data\SV5973N.I\sd122821\1 DOD bna\Dec2803.D | Calibration | 6 | x | 925380 | 120.0000 | 0.3058 | |
| \\MASSHUNTER\Org\Data\SV5973N.I\sd122821\1 DOD bna\Dec2802.D | Calibration | 7 | x | 1146510 | 150.0000 | 0.2779 | |

Calibration Report

| | | | |
|---------------------|--|----------------------|-------------|
| Batch Path | \\MASSHUNTER\Org\Data\SV5973N.I\sd122821\1 DOD bna\QuantResults\122821 bna 1 CAL.batch.bin | Analyst Name | BL2000\sean |
| Analysis Time | 1/26/2022 3:44 PM | Reporter Name | BL2000\sean |
| Report Time | 1/26/2022 3:45:57 PM | Batch State | Processed |
| Last Calib Update | 12/29/2021 7:25 PM | Quant Report Version | 10.0 |
| Quant Batch Version | 10.0 | | |

Naphthalene %RSE = 7.1

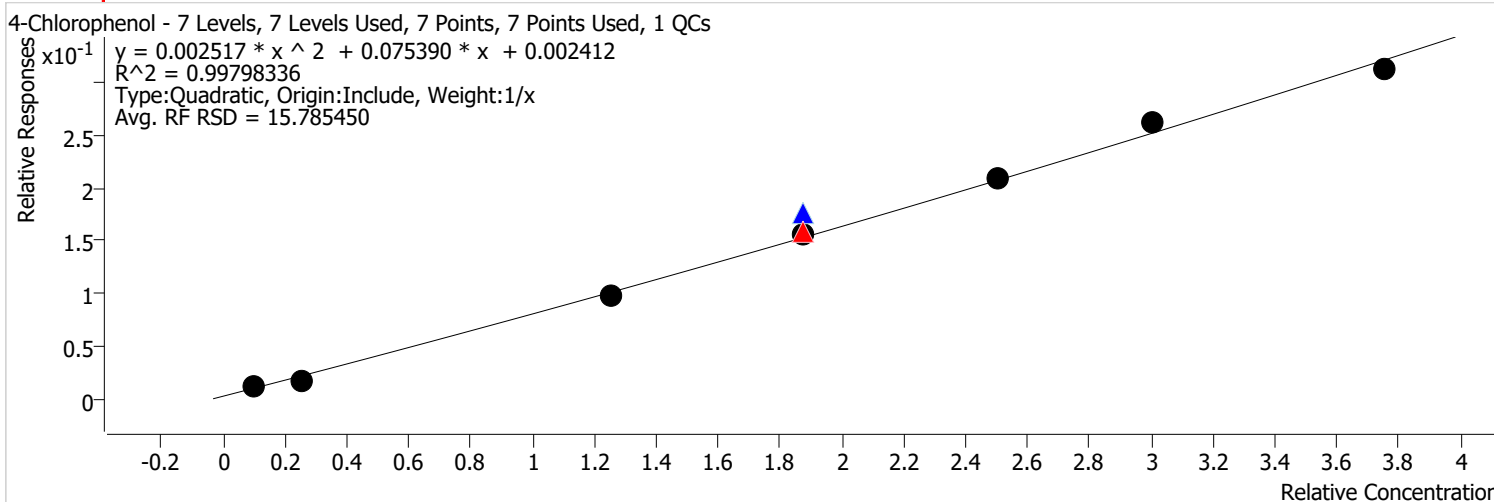


| Calibration STD Path | Cal Type | Level | Enabled | Resp. | Exp. Conc | Resp. Factor | Level RSD |
|--|-------------|-------|---------|---------|-----------|--------------|-----------|
| \\MASSHUNTER\Org\Data\SV5973N.I\sd122821\1 DOD bna\Dec2808.D | Calibration | 1 | x | 96787 | 4.0000 | 1.0799 | |
| \\MASSHUNTER\Org\Data\SV5973N.I\sd122821\1 DOD bna\Dec2807.D | Calibration | 2 | x | 207443 | 10.0000 | 0.9497 | |
| \\MASSHUNTER\Org\Data\SV5973N.I\sd122821\1 DOD bna\Dec2806.D | Calibration | 3 | x | 1150984 | 50.0000 | 0.9303 | |
| \\MASSHUNTER\Org\Data\SV5973N.I\sd122321\DoD BNA 3\Dec2337.D | CC | CCV | x | 1493307 | 75.0000 | 0.9449 | |
| \\MASSHUNTER\Org\Data\SV5973N.I\sd122821\1 DOD bna\Dec2809.D | QC | ICV | x | 2261482 | 75.0000 | 1.0566 | |
| \\MASSHUNTER\Org\Data\SV5973N.I\sd122821\1 DOD bna\Dec2805.D | Calibration | 4 | x | 1800978 | 75.0000 | 0.9770 | |
| \\MASSHUNTER\Org\Data\SV5973N.I\sd122821\1 DOD bna\Dec2804.D | Calibration | 5 | x | 2428339 | 100.0000 | 0.9889 | |
| \\MASSHUNTER\Org\Data\SV5973N.I\sd122821\1 DOD bna\Dec2803.D | Calibration | 6 | x | 3067548 | 120.0000 | 1.0138 | |
| \\MASSHUNTER\Org\Data\SV5973N.I\sd122821\1 DOD bna\Dec2802.D | Calibration | 7 | x | 3552299 | 150.0000 | 0.8610 | |

Calibration Report

| | | | |
|----------------------------|--|-----------------------------|-------------|
| Batch Path | \\MASSHUNTER\Org\Data\SV5973N.I\sd122821\1 DOD bna\QuantResults\122821 bna 1 CAL.batch.bin | Analyst Name | BL2000\sean |
| Analysis Time | 1/26/2022 3:44 PM | Reporter Name | BL2000\sean |
| Report Time | 1/26/2022 3:45:57 PM | Batch State | Processed |
| Last Calib Update | 12/29/2021 7:25 PM | Quant Report Version | 10.0 |
| Quant Batch Version | 10.0 | | |

4-Chlorophenol %RSE = 13.8



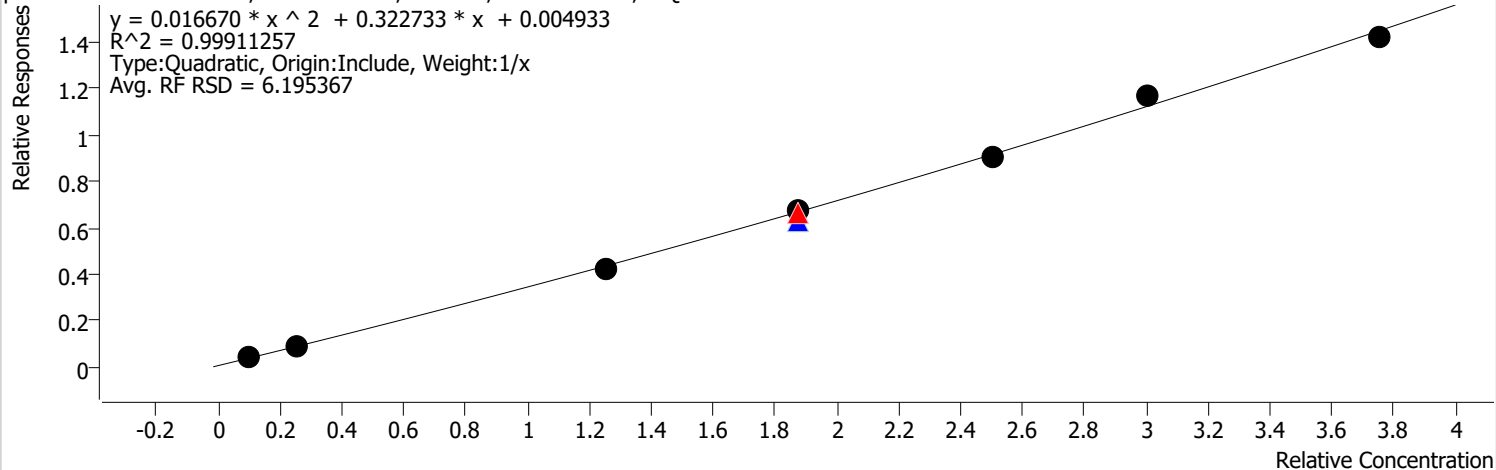
| Calibration STD Path | Cal Type | Level | Enabled | Resp. | Exp. Conc | Resp. Factor | Level RSD |
|--|-------------|-------|---------|--------|-----------|--------------|-----------|
| \\MASSHUNTER\Org\Data\SV5973N.I\sd122821\1 DOD bna\Dec2808.D | Calibration | 1 | x | 10209 | 4.0000 | 0.1139 | |
| \\MASSHUNTER\Org\Data\SV5973N.I\sd122821\1 DOD bna\Dec2807.D | Calibration | 2 | x | 15416 | 10.0000 | 0.0706 | |
| \\MASSHUNTER\Org\Data\SV5973N.I\sd122821\1 DOD bna\Dec2806.D | Calibration | 3 | x | 97517 | 50.0000 | 0.0788 | |
| \\MASSHUNTER\Org\Data\SV5973N.I\sd122321\DoD BNA 3\Dec2337.D | CC | CCV | x | 132633 | 75.0000 | 0.0839 | |
| \\MASSHUNTER\Org\Data\SV5973N.I\sd122821\1 DOD bna\Dec2809.D | QC | ICV | x | 200133 | 75.0000 | 0.0935 | |
| \\MASSHUNTER\Org\Data\SV5973N.I\sd122821\1 DOD bna\Dec2805.D | Calibration | 4 | x | 152036 | 75.0000 | 0.0825 | |
| \\MASSHUNTER\Org\Data\SV5973N.I\sd122821\1 DOD bna\Dec2804.D | Calibration | 5 | x | 204718 | 100.0000 | 0.0834 | |
| \\MASSHUNTER\Org\Data\SV5973N.I\sd122821\1 DOD bna\Dec2803.D | Calibration | 6 | x | 262993 | 120.0000 | 0.0869 | |
| \\MASSHUNTER\Org\Data\SV5973N.I\sd122821\1 DOD bna\Dec2802.D | Calibration | 7 | x | 342814 | 150.0000 | 0.0831 | |

Calibration Report

| | | | |
|----------------------------|--|-----------------------------|-------------|
| Batch Path | \\MASSHUNTER\Org\Data\SV5973N.I\sd122821\1 DOD bna\QuantResults\122821 bna 1 CAL.batch.bin | Analyst Name | BL2000\sean |
| Analysis Time | 1/26/2022 3:44 PM | Reporter Name | BL2000\sean |
| Report Time | 1/26/2022 3:45:57 PM | Batch State | Processed |
| Last Calib Update | 12/29/2021 7:25 PM | Quant Report Version | 10.0 |
| Quant Batch Version | 10.0 | | |

p-Chloroaniline %RSE = 3.9

p-Chloroaniline - 7 Levels, 7 Levels Used, 7 Points, 7 Points Used, 1 QCs

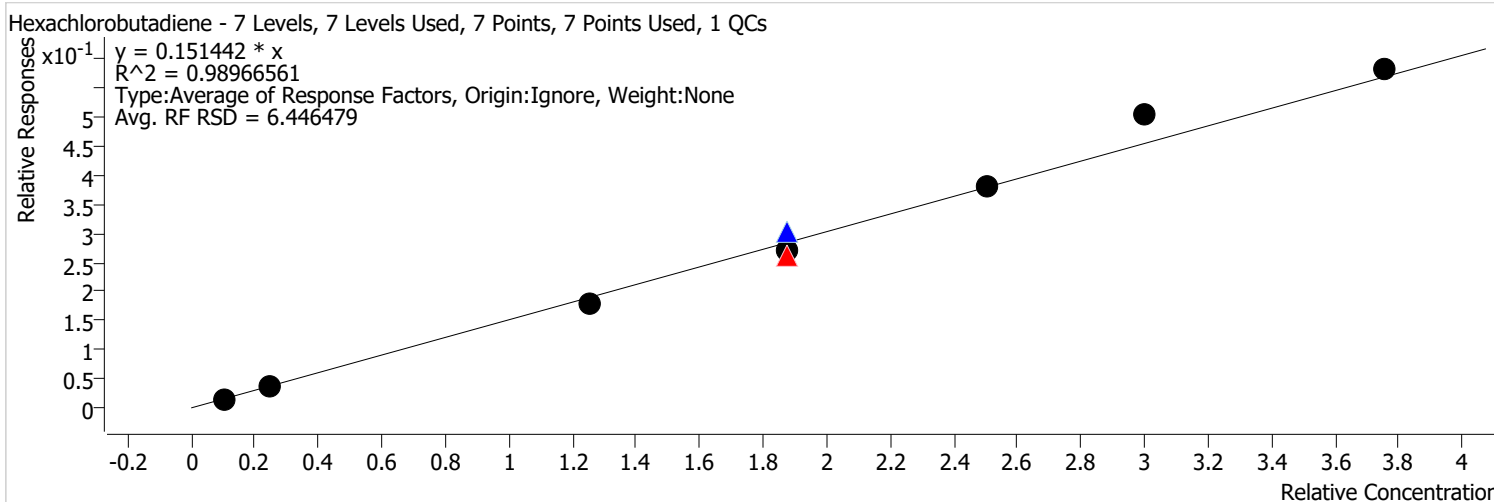


| Calibration STD Path | Cal Type | Level | Enabled | Resp. | Exp. Conc | Resp. Factor | Level RSD |
|--|-------------|-------|---------|---------|-----------|--------------|-----------|
| \\MASSHUNTER\Org\Data\SV5973N.I\sd122821\1 DOD bna\Dec2808.D | Calibration | 1 | x | 34839 | 4.0000 | 0.3887 | |
| \\MASSHUNTER\Org\Data\SV5973N.I\sd122821\1 DOD bna\Dec2807.D | Calibration | 2 | x | 72756 | 10.0000 | 0.3331 | |
| \\MASSHUNTER\Org\Data\SV5973N.I\sd122821\1 DOD bna\Dec2806.D | Calibration | 3 | x | 421556 | 50.0000 | 0.3407 | |
| \\MASSHUNTER\Org\Data\SV5973N.I\sd122321\DoD BNA 3\Dec2337.D | CC | CCV | x | 563472 | 75.0000 | 0.3565 | |
| \\MASSHUNTER\Org\Data\SV5973N.I\sd122821\1 DOD bna\Dec2809.D | QC | ICV | x | 713003 | 75.0000 | 0.3331 | |
| \\MASSHUNTER\Org\Data\SV5973N.I\sd122821\1 DOD bna\Dec2805.D | Calibration | 4 | x | 661505 | 75.0000 | 0.3589 | |
| \\MASSHUNTER\Org\Data\SV5973N.I\sd122821\1 DOD bna\Dec2804.D | Calibration | 5 | x | 886799 | 100.0000 | 0.3611 | |
| \\MASSHUNTER\Org\Data\SV5973N.I\sd122821\1 DOD bna\Dec2803.D | Calibration | 6 | x | 1181460 | 120.0000 | 0.3904 | |
| \\MASSHUNTER\Org\Data\SV5973N.I\sd122821\1 DOD bna\Dec2802.D | Calibration | 7 | x | 1563056 | 150.0000 | 0.3789 | |

Calibration Report

| | | | |
|---------------------|--|----------------------|-------------|
| Batch Path | \\MASSHUNTER\Org\Data\SV5973N.I\sd122821\1 DOD bna\QuantResults\122821 bna 1 CAL.batch.bin | Analyst Name | BL2000\sean |
| Analysis Time | 1/26/2022 3:44 PM | Reporter Name | BL2000\sean |
| Report Time | 1/26/2022 3:45:57 PM | Batch State | Processed |
| Last Calib Update | 12/29/2021 7:25 PM | Quant Report Version | 10.0 |
| Quant Batch Version | 10.0 | | |

Hexachlorobutadiene %RSE = 6.4

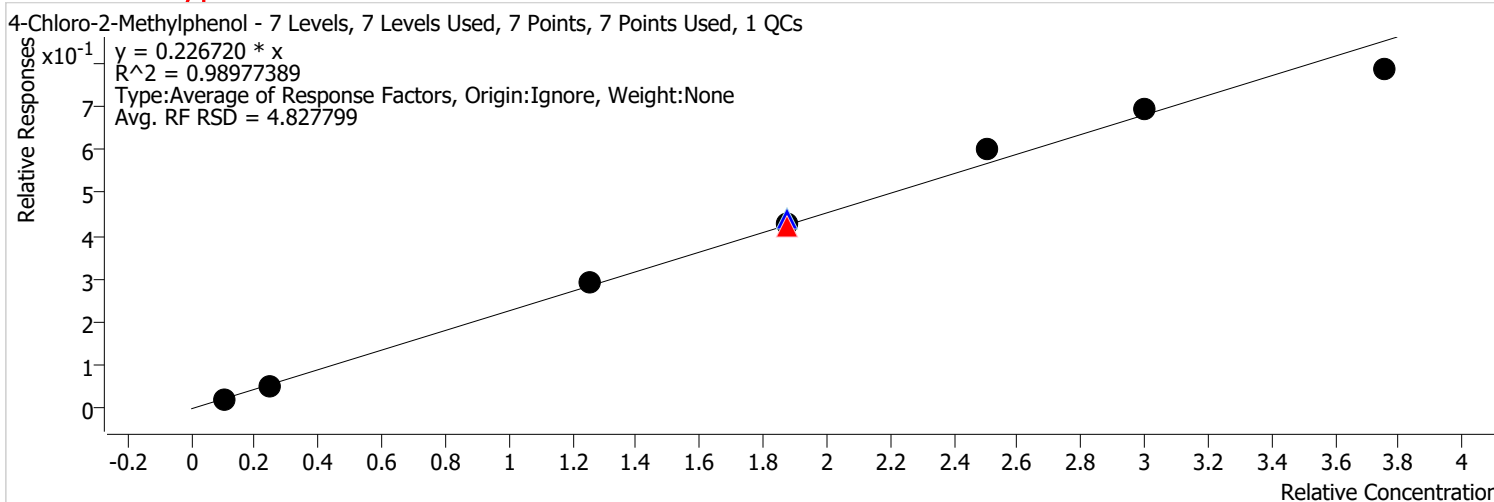


| Calibration STD Path | Cal Type | Level | Enabled | Resp. | Exp. Conc | Resp. Factor | Level RSD |
|--|-------------|-------|---------|--------|-----------|--------------|-----------|
| \\MASSHUNTER\Org\Data\SV5973N.I\sd122821\1 DOD bna\Dec2808.D | Calibration | 1 | x | 14047 | 4.0000 | 0.1567 | |
| \\MASSHUNTER\Org\Data\SV5973N.I\sd122821\1 DOD bna\Dec2807.D | Calibration | 2 | x | 30818 | 10.0000 | 0.1411 | |
| \\MASSHUNTER\Org\Data\SV5973N.I\sd122821\1 DOD bna\Dec2806.D | Calibration | 3 | x | 175169 | 50.0000 | 0.1416 | |
| \\MASSHUNTER\Org\Data\SV5973N.I\sd122321\DoD BNA 3\Dec2337.D | CC | CCV | x | 220965 | 75.0000 | 0.1398 | |
| \\MASSHUNTER\Org\Data\SV5973N.I\sd122821\1 DOD bna\Dec2809.D | QC | ICV | x | 345289 | 75.0000 | 0.1613 | |
| \\MASSHUNTER\Org\Data\SV5973N.I\sd122821\1 DOD bna\Dec2805.D | Calibration | 4 | x | 266661 | 75.0000 | 0.1447 | |
| \\MASSHUNTER\Org\Data\SV5973N.I\sd122821\1 DOD bna\Dec2804.D | Calibration | 5 | x | 375752 | 100.0000 | 0.1530 | |
| \\MASSHUNTER\Org\Data\SV5973N.I\sd122821\1 DOD bna\Dec2803.D | Calibration | 6 | x | 508839 | 120.0000 | 0.1682 | |
| \\MASSHUNTER\Org\Data\SV5973N.I\sd122821\1 DOD bna\Dec2802.D | Calibration | 7 | x | 638885 | 150.0000 | 0.1549 | |

Calibration Report

| | | | |
|----------------------------|--|-----------------------------|-------------|
| Batch Path | \\MASSHUNTER\Org\Data\SV5973N.I\sd122821\1 DOD bna\QuantResults\122821 bna 1 CAL.batch.bin | Analyst Name | BL2000\sean |
| Analysis Time | 1/26/2022 3:44 PM | Reporter Name | BL2000\sean |
| Report Time | 1/26/2022 3:45:57 PM | Batch State | Processed |
| Last Calib Update | 12/29/2021 7:25 PM | Quant Report Version | 10.0 |
| Quant Batch Version | 10.0 | | |

4-Chloro-2-Methylphenol %RSE = 4.8

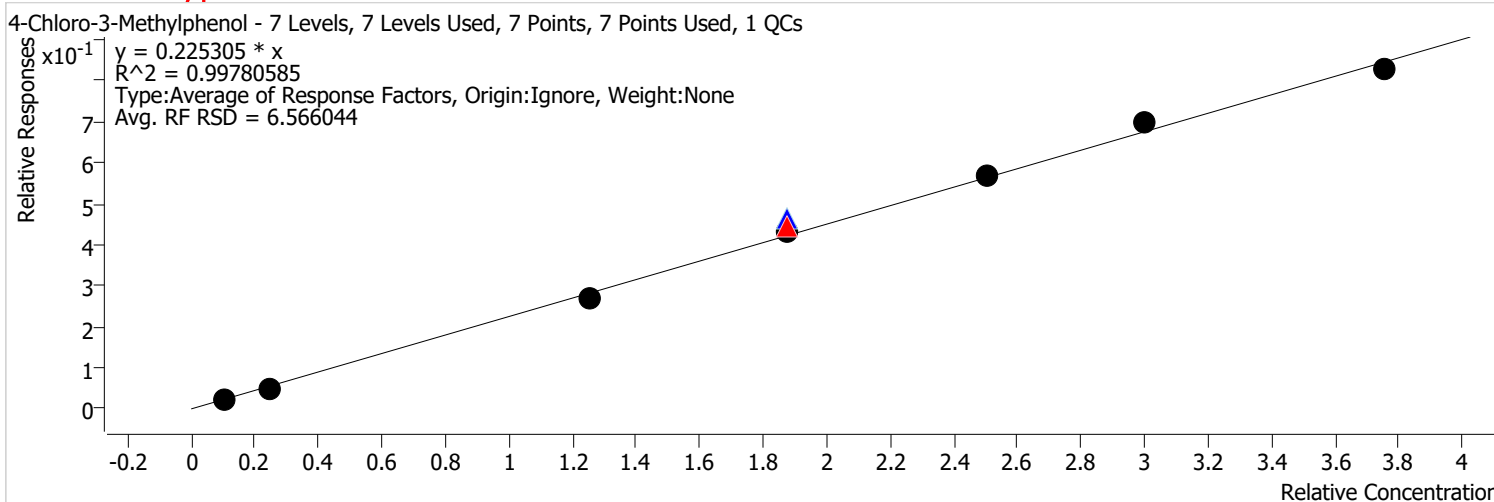


| Calibration STD Path | Cal Type | Level | Enabled | Resp. | Exp. Conc | Resp. Factor | Level RSD |
|--|-------------|-------|---------|--------|-----------|--------------|-----------|
| \\MASSHUNTER\Org\Data\SV5973N.I\sd122821\1 DOD bna\Dec2808.D | Calibration | 1 | x | 20848 | 4.0000 | 0.2326 | |
| \\MASSHUNTER\Org\Data\SV5973N.I\sd122821\1 DOD bna\Dec2807.D | Calibration | 2 | x | 46719 | 10.0000 | 0.2139 | |
| \\MASSHUNTER\Org\Data\SV5973N.I\sd122821\1 DOD bna\Dec2806.D | Calibration | 3 | x | 286668 | 50.0000 | 0.2317 | |
| \\MASSHUNTER\Org\Data\SV5973N.I\sd122321\DoD BNA 3\Dec2337.D | CC | CCV | x | 356671 | 75.0000 | 0.2257 | |
| \\MASSHUNTER\Org\Data\SV5973N.I\sd122821\1 DOD bna\Dec2809.D | QC | ICV | x | 503568 | 75.0000 | 0.2353 | |
| \\MASSHUNTER\Org\Data\SV5973N.I\sd122821\1 DOD bna\Dec2805.D | Calibration | 4 | x | 422116 | 75.0000 | 0.2290 | |
| \\MASSHUNTER\Org\Data\SV5973N.I\sd122821\1 DOD bna\Dec2804.D | Calibration | 5 | x | 587681 | 100.0000 | 0.2393 | |
| \\MASSHUNTER\Org\Data\SV5973N.I\sd122821\1 DOD bna\Dec2803.D | Calibration | 6 | x | 700144 | 120.0000 | 0.2314 | |
| \\MASSHUNTER\Org\Data\SV5973N.I\sd122821\1 DOD bna\Dec2802.D | Calibration | 7 | x | 862842 | 150.0000 | 0.2091 | |

Calibration Report

| | | | |
|----------------------------|--|-----------------------------|-------------|
| Batch Path | \\MASSHUNTER\Org\Data\SV5973N.I\sd122821\1 DOD bna\QuantResults\122821 bna 1 CAL.batch.bin | Analyst Name | BL2000\sean |
| Analysis Time | 1/26/2022 3:44 PM | Reporter Name | BL2000\sean |
| Report Time | 1/26/2022 3:45:57 PM | Batch State | Processed |
| Last Calib Update | 12/29/2021 7:25 PM | Quant Report Version | 10.0 |
| Quant Batch Version | 10.0 | | |

4-Chloro-3-Methylphenol %RSE = 6.6



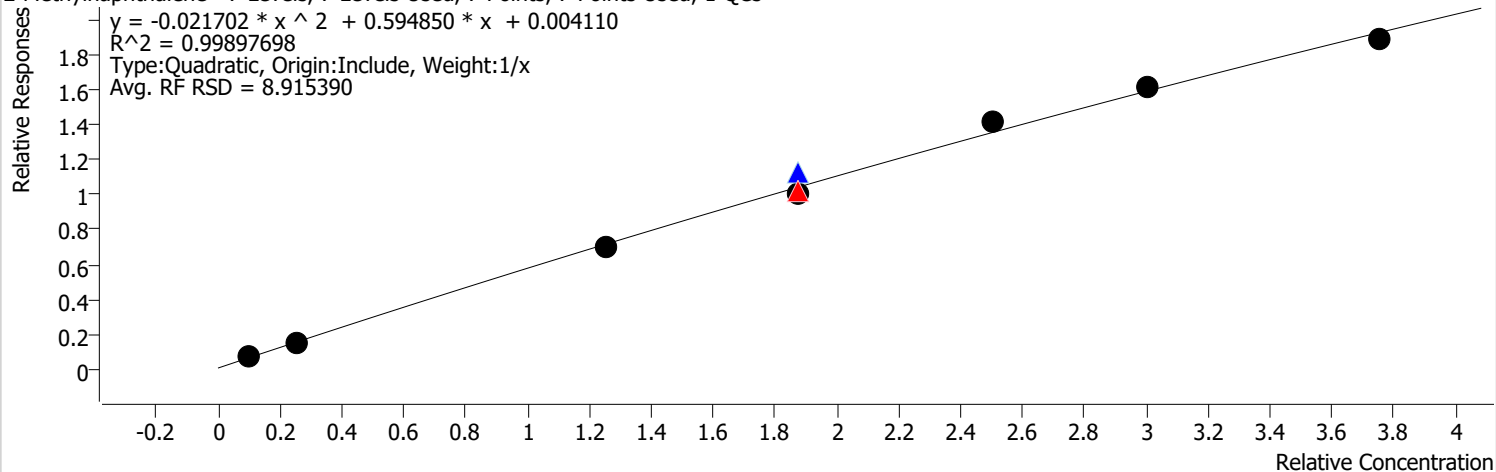
| Calibration STD Path | Cal Type | Level | Enabled | Resp. | Exp. Conc | Resp. Factor | Level RSD |
|--|-------------|-------|---------|--------|-----------|--------------|-----------|
| \\MASSHUNTER\Org\Data\SV5973N.I\sd122821\1 DOD bna\Dec2808.D | Calibration | 1 | x | 22157 | 4.0000 | 0.2472 | |
| \\MASSHUNTER\Org\Data\SV5973N.I\sd122821\1 DOD bna\Dec2807.D | Calibration | 2 | x | 43792 | 10.0000 | 0.2005 | |
| \\MASSHUNTER\Org\Data\SV5973N.I\sd122821\1 DOD bna\Dec2806.D | Calibration | 3 | x | 267358 | 50.0000 | 0.2161 | |
| \\MASSHUNTER\Org\Data\SV5973N.I\sd122321\DoD BNA 3\Dec2337.D | CC | CCV | x | 372565 | 75.0000 | 0.2357 | |
| \\MASSHUNTER\Org\Data\SV5973N.I\sd122821\1 DOD bna\Dec2809.D | QC | ICV | x | 531201 | 75.0000 | 0.2482 | |
| \\MASSHUNTER\Org\Data\SV5973N.I\sd122821\1 DOD bna\Dec2805.D | Calibration | 4 | x | 426066 | 75.0000 | 0.2311 | |
| \\MASSHUNTER\Org\Data\SV5973N.I\sd122821\1 DOD bna\Dec2804.D | Calibration | 5 | x | 560817 | 100.0000 | 0.2284 | |
| \\MASSHUNTER\Org\Data\SV5973N.I\sd122821\1 DOD bna\Dec2803.D | Calibration | 6 | x | 706211 | 120.0000 | 0.2334 | |
| \\MASSHUNTER\Org\Data\SV5973N.I\sd122821\1 DOD bna\Dec2802.D | Calibration | 7 | x | 909438 | 150.0000 | 0.2204 | |

Calibration Report

| | | | |
|---------------------|--|----------------------|-------------|
| Batch Path | \\MASSHUNTER\Org\Data\SV5973N.I\sd122821\1 DOD bna\QuantResults\122821 bna 1 CAL.batch.bin | Analyst Name | BL2000\sean |
| Analysis Time | 1/26/2022 3:44 PM | Reporter Name | BL2000\sean |
| Report Time | 1/26/2022 3:45:57 PM | Batch State | Processed |
| Last Calib Update | 12/29/2021 7:25 PM | Quant Report Version | 10.0 |
| Quant Batch Version | 10.0 | | |

2-Methylnaphthalene %RSE = 5.0

2-Methylnaphthalene - 7 Levels, 7 Levels Used, 7 Points, 7 Points Used, 1 QCs

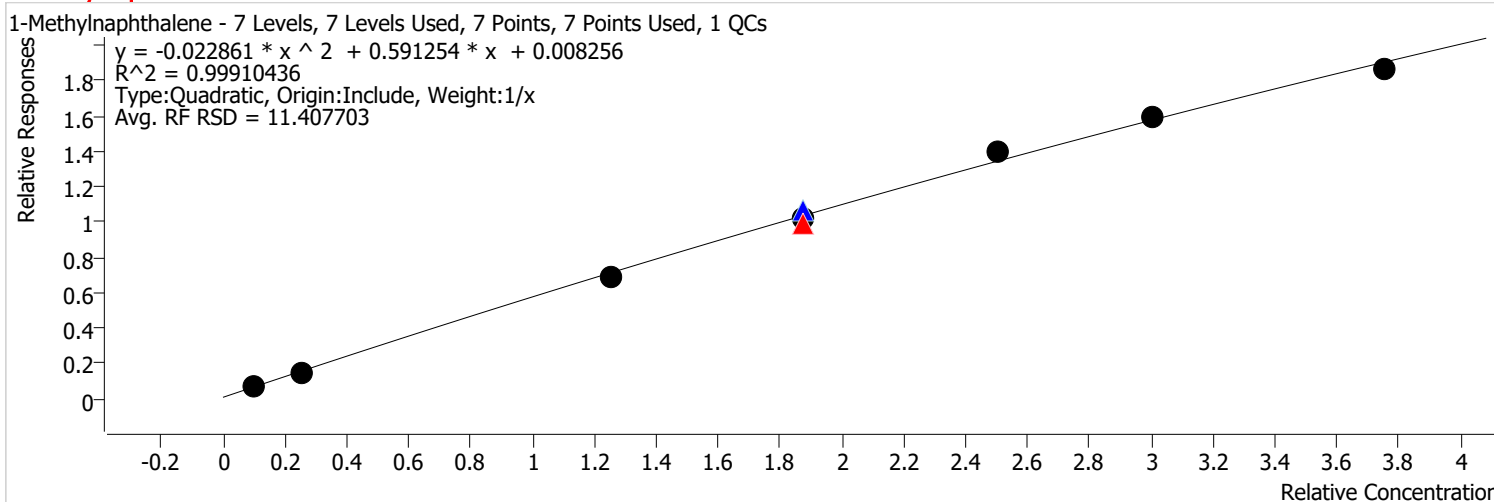


| Calibration STD Path | Cal Type | Level | Enabled | Resp. | Exp. Conc | Resp. Factor | Level RSD |
|--|-------------|-------|---------|---------|-----------|--------------|-----------|
| \\MASSHUNTER\Org\Data\SV5973N.I\sd122821\1 DOD bna\Dec2808.D | Calibration | 1 | x | 59650 | 4.0000 | 0.6655 | |
| \\MASSHUNTER\Org\Data\SV5973N.I\sd122821\1 DOD bna\Dec2807.D | Calibration | 2 | x | 125750 | 10.0000 | 0.5757 | |
| \\MASSHUNTER\Org\Data\SV5973N.I\sd122821\1 DOD bna\Dec2806.D | Calibration | 3 | x | 699068 | 50.0000 | 0.5650 | |
| \\MASSHUNTER\Org\Data\SV5973N.I\sd122321\DoD BNA 3\Dec2337.D | CC | CCV | x | 862498 | 75.0000 | 0.5457 | |
| \\MASSHUNTER\Org\Data\SV5973N.I\sd122821\1 DOD bna\Dec2809.D | QC | ICV | x | 1287207 | 75.0000 | 0.6014 | |
| \\MASSHUNTER\Org\Data\SV5973N.I\sd122821\1 DOD bna\Dec2805.D | Calibration | 4 | x | 995823 | 75.0000 | 0.5402 | |
| \\MASSHUNTER\Org\Data\SV5973N.I\sd122821\1 DOD bna\Dec2804.D | Calibration | 5 | x | 1387396 | 100.0000 | 0.5650 | |
| \\MASSHUNTER\Org\Data\SV5973N.I\sd122821\1 DOD bna\Dec2803.D | Calibration | 6 | x | 1632756 | 120.0000 | 0.5396 | |
| \\MASSHUNTER\Org\Data\SV5973N.I\sd122821\1 DOD bna\Dec2802.D | Calibration | 7 | x | 2078637 | 150.0000 | 0.5038 | |

Calibration Report

| | | | |
|---------------------|--|----------------------|-------------|
| Batch Path | \\MASSHUNTER\Org\Data\SV5973N.I\sd122821\1 DOD bna\QuantResults\122821 bna 1 CAL.batch.bin | Analyst Name | BL2000\sean |
| Analysis Time | 1/26/2022 3:44 PM | Reporter Name | BL2000\sean |
| Report Time | 1/26/2022 3:45:57 PM | Batch State | Processed |
| Last Calib Update | 12/29/2021 7:25 PM | Quant Report Version | 10.0 |
| Quant Batch Version | 10.0 | | |

1-Methylnaphthalene %RSE = 4.5

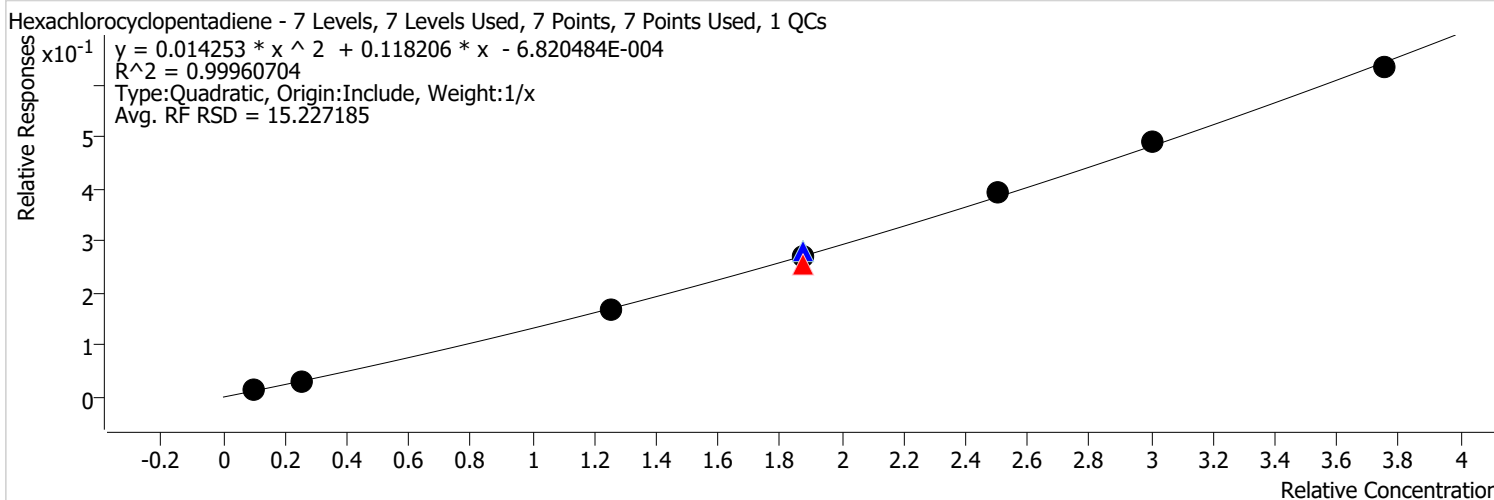


| Calibration STD Path | Cal Type | Level | Enabled | Resp. | Exp. Conc | Resp. Factor | Level RSD |
|--|-------------|-------|---------|---------|-----------|--------------|-----------|
| \\MASSHUNTER\Org\Data\SV5973N.I\sd122821\1 DOD bna\Dec2808.D | Calibration | 1 | x | 62786 | 4.0000 | 0.7005 | |
| \\MASSHUNTER\Org\Data\SV5973N.I\sd122821\1 DOD bna\Dec2807.D | Calibration | 2 | x | 129730 | 10.0000 | 0.5939 | |
| \\MASSHUNTER\Org\Data\SV5973N.I\sd122821\1 DOD bna\Dec2806.D | Calibration | 3 | x | 685085 | 50.0000 | 0.5537 | |
| \\MASSHUNTER\Org\Data\SV5973N.I\sd122321\DoD BNA 3\Dec2337.D | CC | CCV | x | 830286 | 75.0000 | 0.5253 | |
| \\MASSHUNTER\Org\Data\SV5973N.I\sd122821\1 DOD bna\Dec2809.D | QC | ICV | x | 1209904 | 75.0000 | 0.5653 | |
| \\MASSHUNTER\Org\Data\SV5973N.I\sd122821\1 DOD bna\Dec2805.D | Calibration | 4 | x | 1006179 | 75.0000 | 0.5459 | |
| \\MASSHUNTER\Org\Data\SV5973N.I\sd122821\1 DOD bna\Dec2804.D | Calibration | 5 | x | 1370402 | 100.0000 | 0.5581 | |
| \\MASSHUNTER\Org\Data\SV5973N.I\sd122821\1 DOD bna\Dec2803.D | Calibration | 6 | x | 1616047 | 120.0000 | 0.5341 | |
| \\MASSHUNTER\Org\Data\SV5973N.I\sd122821\1 DOD bna\Dec2802.D | Calibration | 7 | x | 2048669 | 150.0000 | 0.4966 | |

Calibration Report

| | | | |
|---------------------|--|----------------------|-------------|
| Batch Path | \\MASSHUNTER\Org\Data\SV5973N.I\sd122821\1 DOD bna\QuantResults\122821 bna 1 CAL.batch.bin | Analyst Name | BL2000\sean |
| Analysis Time | 1/26/2022 3:44 PM | Reporter Name | BL2000\sean |
| Report Time | 1/26/2022 3:45:58 PM | Batch State | Processed |
| Last Calib Update | 12/29/2021 7:25 PM | Quant Report Version | 10.0 |
| Quant Batch Version | 10.0 | | |

Hexachlorocyclopentadiene %RSE = 3.6

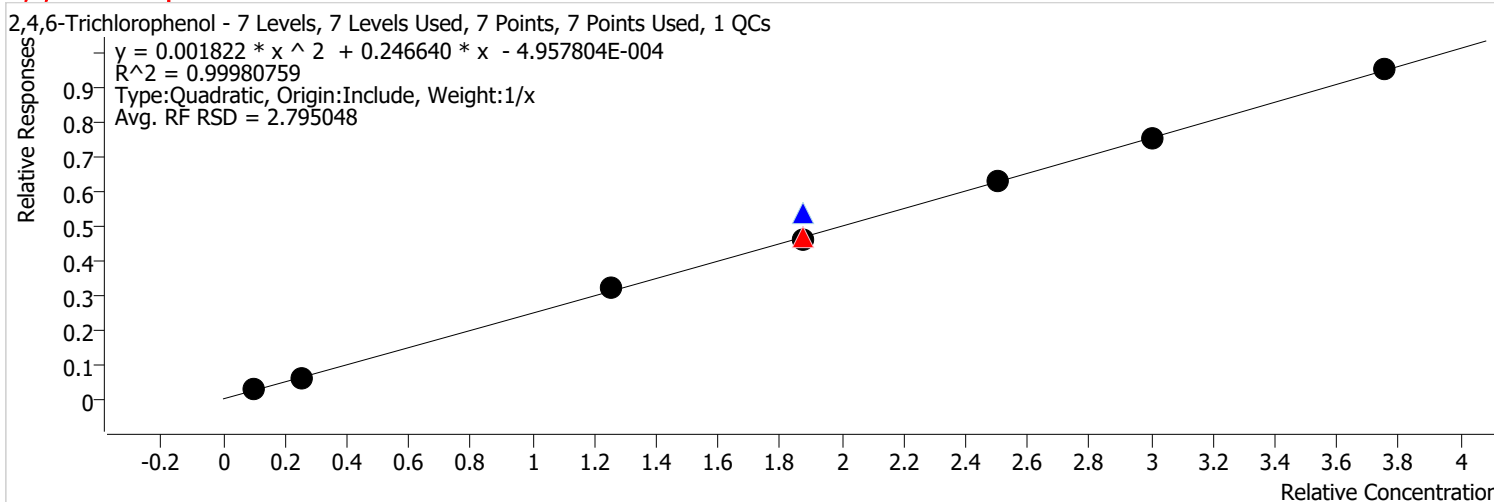


| Calibration STD Path | Cal Type | Level | Enabled | Resp. | Exp. Conc | Resp. Factor | Level RSD |
|--|-------------|-------|---------|--------|-----------|--------------|-----------|
| \\MASSHUNTER\Org\Data\SV5973N.I\sd122821\1 DOD bna\Dec2808.D | Calibration | 1 | x | 6171 | 4.0000 | 0.1188 | |
| \\MASSHUNTER\Org\Data\SV5973N.I\sd122821\1 DOD bna\Dec2807.D | Calibration | 2 | x | 13155 | 10.0000 | 0.1139 | |
| \\MASSHUNTER\Org\Data\SV5973N.I\sd122821\1 DOD bna\Dec2806.D | Calibration | 3 | x | 84011 | 50.0000 | 0.1325 | |
| \\MASSHUNTER\Org\Data\SV5973N.I\sd122321\DoD BNA 3\Dec2337.D | CC | CCV | x | 109136 | 75.0000 | 0.1367 | |
| \\MASSHUNTER\Org\Data\SV5973N.I\sd122821\1 DOD bna\Dec2809.D | QC | ICV | x | 167464 | 75.0000 | 0.1486 | |
| \\MASSHUNTER\Org\Data\SV5973N.I\sd122821\1 DOD bna\Dec2805.D | Calibration | 4 | x | 143380 | 75.0000 | 0.1432 | |
| \\MASSHUNTER\Org\Data\SV5973N.I\sd122821\1 DOD bna\Dec2804.D | Calibration | 5 | x | 200062 | 100.0000 | 0.1566 | |
| \\MASSHUNTER\Org\Data\SV5973N.I\sd122821\1 DOD bna\Dec2803.D | Calibration | 6 | x | 268274 | 120.0000 | 0.1637 | |
| \\MASSHUNTER\Org\Data\SV5973N.I\sd122821\1 DOD bna\Dec2802.D | Calibration | 7 | x | 353538 | 150.0000 | 0.1689 | |

Calibration Report

| | | | |
|---------------------|--|----------------------|-------------|
| Batch Path | \\MASSHUNTER\Org\Data\SV5973N.I\sd122821\1 DOD bna\QuantResults\122821 bna 1 CAL.batch.bin | Analyst Name | BL2000\sean |
| Analysis Time | 1/26/2022 3:44 PM | Reporter Name | BL2000\sean |
| Report Time | 1/26/2022 3:45:58 PM | Batch State | Processed |
| Last Calib Update | 12/29/2021 7:25 PM | Quant Report Version | 10.0 |
| Quant Batch Version | 10.0 | | |

2,4,6-Trichlorophenol %RSE = 3.0

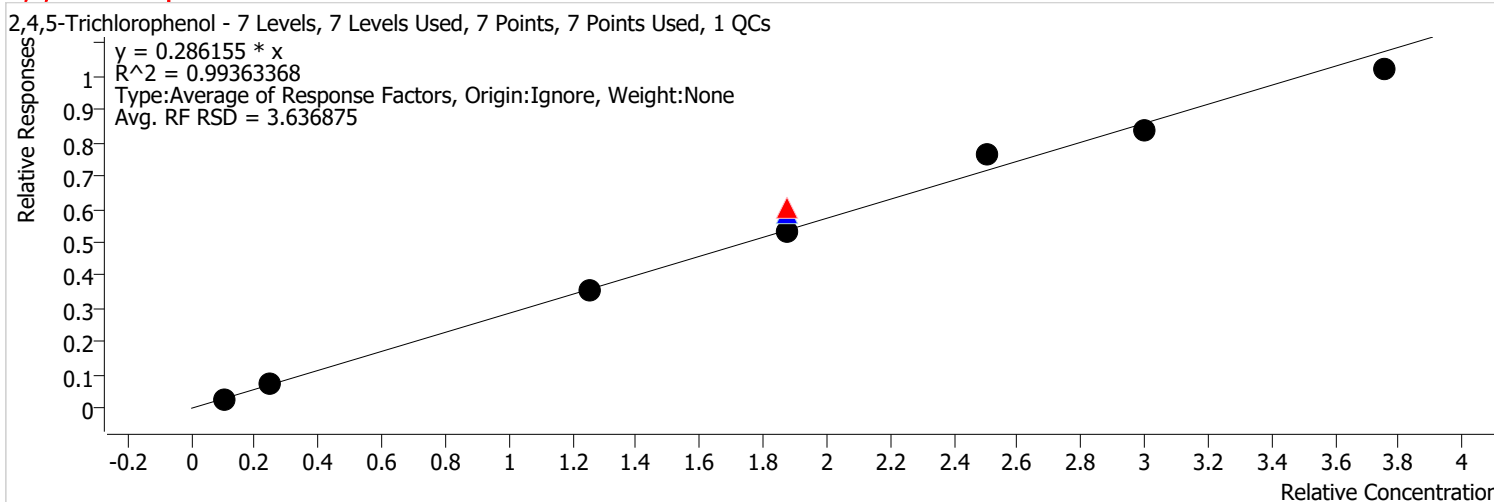


| Calibration STD Path | Cal Type | Level | Enabled | Resp. | Exp. Conc | Resp. Factor | Level RSD |
|--|-------------|-------|---------|--------|-----------|--------------|-----------|
| \\MASSHUNTER\Org\Data\SV5973N.I\sd122821\1 DOD bna\Dec2808.D | Calibration | 1 | x | 12957 | 4.0000 | 0.2494 | |
| \\MASSHUNTER\Org\Data\SV5973N.I\sd122821\1 DOD bna\Dec2807.D | Calibration | 2 | x | 27088 | 10.0000 | 0.2345 | |
| \\MASSHUNTER\Org\Data\SV5973N.I\sd122821\1 DOD bna\Dec2806.D | Calibration | 3 | x | 161763 | 50.0000 | 0.2552 | |
| \\MASSHUNTER\Org\Data\SV5973N.I\sd122321\DoD BNA 3\Dec2337.D | CC | CCV | x | 199309 | 75.0000 | 0.2497 | |
| \\MASSHUNTER\Org\Data\SV5973N.I\sd122821\1 DOD bna\Dec2809.D | QC | ICV | x | 324710 | 75.0000 | 0.2881 | |
| \\MASSHUNTER\Org\Data\SV5973N.I\sd122821\1 DOD bna\Dec2805.D | Calibration | 4 | x | 246487 | 75.0000 | 0.2463 | |
| \\MASSHUNTER\Org\Data\SV5973N.I\sd122821\1 DOD bna\Dec2804.D | Calibration | 5 | x | 320982 | 100.0000 | 0.2512 | |
| \\MASSHUNTER\Org\Data\SV5973N.I\sd122821\1 DOD bna\Dec2803.D | Calibration | 6 | x | 410923 | 120.0000 | 0.2508 | |
| \\MASSHUNTER\Org\Data\SV5973N.I\sd122821\1 DOD bna\Dec2802.D | Calibration | 7 | x | 532039 | 150.0000 | 0.2542 | |

Calibration Report

| | | | |
|----------------------------|--|-----------------------------|-------------|
| Batch Path | \\MASSHUNTER\Org\Data\SV5973N.I\sd122821\1 DOD bna\QuantResults\122821 bna 1 CAL.batch.bin | Analyst Name | BL2000\sean |
| Analysis Time | 1/26/2022 3:44 PM | Reporter Name | BL2000\sean |
| Report Time | 1/26/2022 3:45:58 PM | Batch State | Processed |
| Last Calib Update | 12/29/2021 7:25 PM | Quant Report Version | 10.0 |
| Quant Batch Version | 10.0 | | |

2,4,5-Trichlorophenol %RSE = 3.6

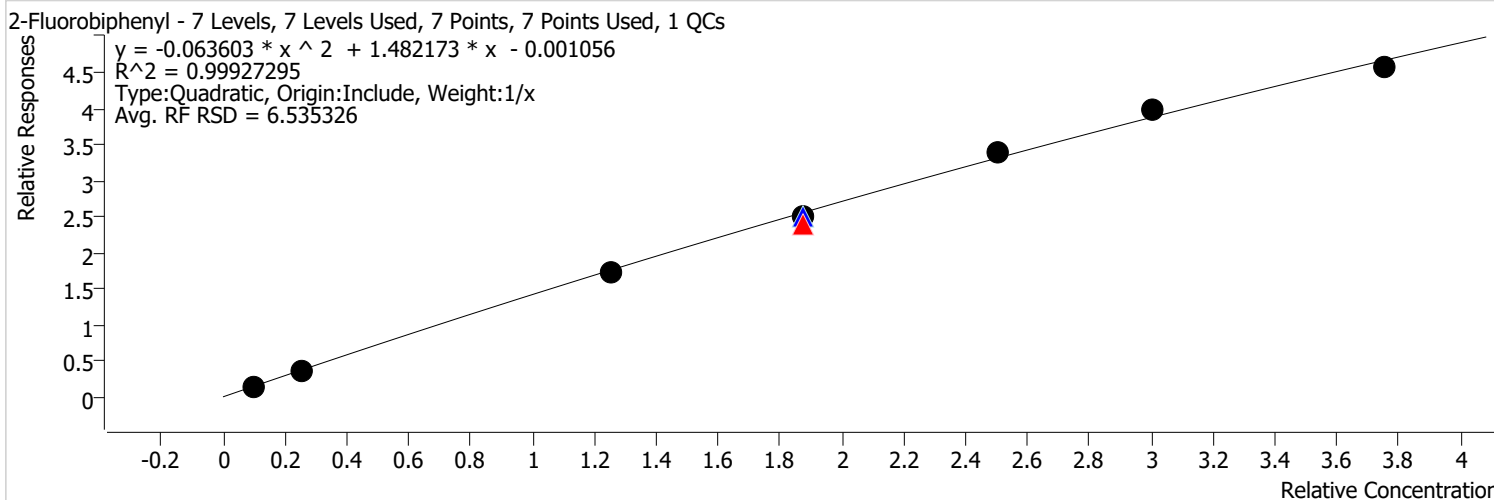


| Calibration STD Path | Cal Type | Level | Enabled | Resp. | Exp. Conc | Resp. Factor | Level RSD |
|--|-------------|-------|---------|--------|-----------|--------------|-----------|
| \\MASSHUNTER\Org\Data\SV5973N.I\sd122821\1 DOD bna\Dec2808.D | Calibration | 1 | x | 14951 | 4.0000 | 0.2878 | |
| \\MASSHUNTER\Org\Data\SV5973N.I\sd122821\1 DOD bna\Dec2807.D | Calibration | 2 | x | 33585 | 10.0000 | 0.2908 | |
| \\MASSHUNTER\Org\Data\SV5973N.I\sd122821\1 DOD bna\Dec2806.D | Calibration | 3 | x | 180021 | 50.0000 | 0.2840 | |
| \\MASSHUNTER\Org\Data\SV5973N.I\sd122321\DoD BNA 3\Dec2337.D | CC | CCV | x | 258504 | 75.0000 | 0.3239 | |
| \\MASSHUNTER\Org\Data\SV5973N.I\sd122821\1 DOD bna\Dec2809.D | QC | ICV | x | 354943 | 75.0000 | 0.3150 | |
| \\MASSHUNTER\Org\Data\SV5973N.I\sd122821\1 DOD bna\Dec2805.D | Calibration | 4 | x | 283680 | 75.0000 | 0.2834 | |
| \\MASSHUNTER\Org\Data\SV5973N.I\sd122821\1 DOD bna\Dec2804.D | Calibration | 5 | x | 390137 | 100.0000 | 0.3053 | |
| \\MASSHUNTER\Org\Data\SV5973N.I\sd122821\1 DOD bna\Dec2803.D | Calibration | 6 | x | 458788 | 120.0000 | 0.2800 | |
| \\MASSHUNTER\Org\Data\SV5973N.I\sd122821\1 DOD bna\Dec2802.D | Calibration | 7 | x | 568846 | 150.0000 | 0.2717 | |

Calibration Report

| | | | |
|---------------------|--|----------------------|-------------|
| Batch Path | \\MASSHUNTER\Org\Data\SV5973N.I\sd122821\1 DOD bna\QuantResults\122821 bna 1 CAL.batch.bin | Analyst Name | BL2000\sean |
| Analysis Time | 1/26/2022 3:44 PM | Reporter Name | BL2000\sean |
| Report Time | 1/26/2022 3:45:58 PM | Batch State | Processed |
| Last Calib Update | 12/29/2021 7:25 PM | Quant Report Version | 10.0 |
| Quant Batch Version | 10.0 | | |

2-Fluorobiphenyl %RSE =

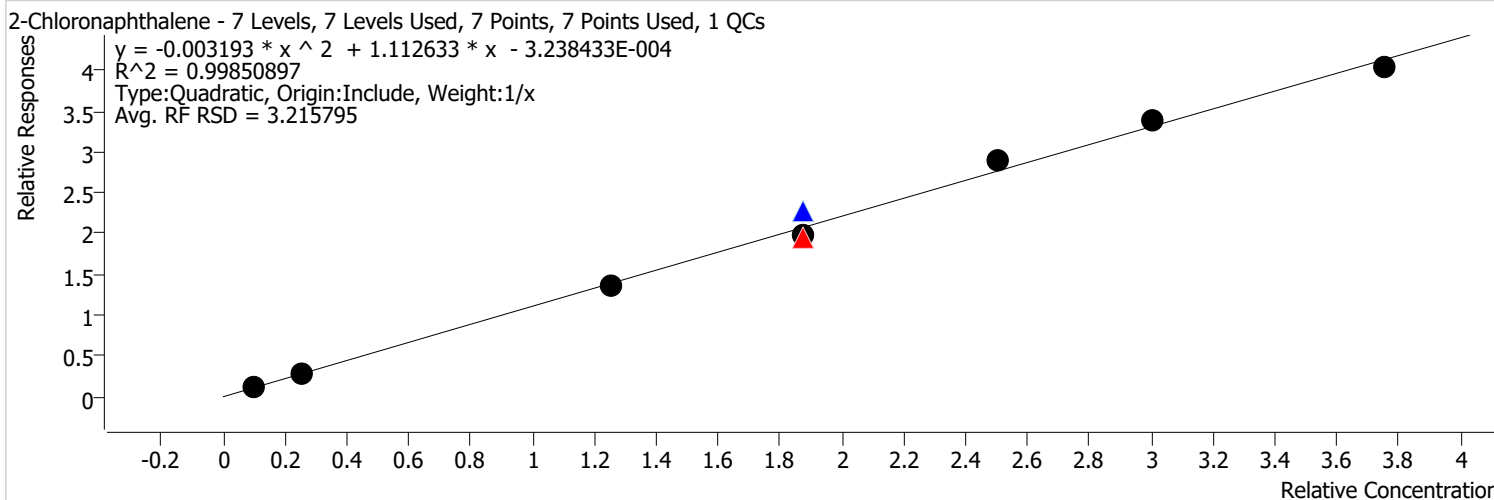


| Calibration STD Path | Cal Type | Level | Enabled | Resp. | Exp. Conc | Resp. Factor | Level RSD |
|--|-------------|-------|---------|---------|-----------|--------------|-----------|
| \\MASSHUNTER\Org\Data\SV5973N.I\sd122821\1 DOD bna\Dec2808.D | Calibration | 1 | x | 76633 | 4.0000 | 1.4753 | |
| \\MASSHUNTER\Org\Data\SV5973N.I\sd122821\1 DOD bna\Dec2807.D | Calibration | 2 | x | 169761 | 10.0000 | 1.4697 | |
| \\MASSHUNTER\Org\Data\SV5973N.I\sd122821\1 DOD bna\Dec2806.D | Calibration | 3 | x | 867264 | 50.0000 | 1.3681 | |
| \\MASSHUNTER\Org\Data\SV5973N.I\sd122321\DoD BNA 3\Dec2337.D | CC | CCV | x | 1018575 | 75.0000 | 1.2762 | |
| \\MASSHUNTER\Org\Data\SV5973N.I\sd122821\1 DOD bna\Dec2809.D | QC | ICV | x | 1498238 | 75.0000 | 1.3295 | |
| \\MASSHUNTER\Org\Data\SV5973N.I\sd122821\1 DOD bna\Dec2805.D | Calibration | 4 | x | 1337976 | 75.0000 | 1.3367 | |
| \\MASSHUNTER\Org\Data\SV5973N.I\sd122821\1 DOD bna\Dec2804.D | Calibration | 5 | x | 1735111 | 100.0000 | 1.3580 | |
| \\MASSHUNTER\Org\Data\SV5973N.I\sd122821\1 DOD bna\Dec2803.D | Calibration | 6 | x | 2169830 | 120.0000 | 1.3244 | |
| \\MASSHUNTER\Org\Data\SV5973N.I\sd122821\1 DOD bna\Dec2802.D | Calibration | 7 | x | 2546548 | 150.0000 | 1.2165 | |

Calibration Report

| | | | |
|----------------------------|--|-----------------------------|-------------|
| Batch Path | \\MASSHUNTER\Org\Data\SV5973N.I\sd122821\1 DOD bna\QuantResults\122821 bna 1 CAL.batch.bin | Analyst Name | BL2000\sean |
| Analysis Time | 1/26/2022 3:44 PM | Reporter Name | BL2000\sean |
| Report Time | 1/26/2022 3:45:58 PM | Batch State | Processed |
| Last Calib Update | 12/29/2021 7:25 PM | Quant Report Version | 10.0 |
| Quant Batch Version | 10.0 | | |

2-Chloronaphthalene %RSE = 4.0

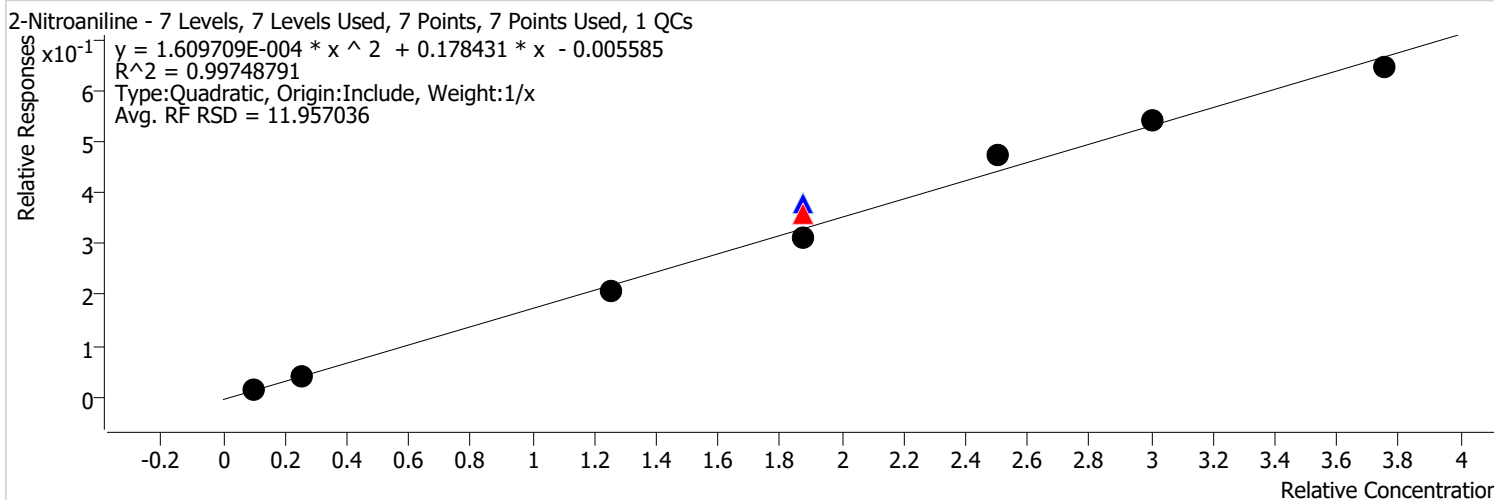


| Calibration STD Path | Cal Type | Level | Enabled | Resp. | Exp. Conc | Resp. Factor | Level RSD |
|--|-------------|-------|---------|---------|-----------|--------------|-----------|
| \\MASSHUNTER\Org\Data\SV5973N.I\sd122821\1 DOD bna\Dec2808.D | Calibration | 1 | x | 57924 | 4.0000 | 1.1151 | |
| \\MASSHUNTER\Org\Data\SV5973N.I\sd122821\1 DOD bna\Dec2807.D | Calibration | 2 | x | 129340 | 10.0000 | 1.1197 | |
| \\MASSHUNTER\Org\Data\SV5973N.I\sd122821\1 DOD bna\Dec2806.D | Calibration | 3 | x | 691754 | 50.0000 | 1.0912 | |
| \\MASSHUNTER\Org\Data\SV5973N.I\sd122321\DoD BNA 3\Dec2337.D | CC | CCV | x | 834824 | 75.0000 | 1.0460 | |
| \\MASSHUNTER\Org\Data\SV5973N.I\sd122821\1 DOD bna\Dec2809.D | QC | ICV | x | 1360805 | 75.0000 | 1.2075 | |
| \\MASSHUNTER\Org\Data\SV5973N.I\sd122821\1 DOD bna\Dec2805.D | Calibration | 4 | x | 1054504 | 75.0000 | 1.0535 | |
| \\MASSHUNTER\Org\Data\SV5973N.I\sd122821\1 DOD bna\Dec2804.D | Calibration | 5 | x | 1481543 | 100.0000 | 1.1595 | |
| \\MASSHUNTER\Org\Data\SV5973N.I\sd122821\1 DOD bna\Dec2803.D | Calibration | 6 | x | 1849015 | 120.0000 | 1.1286 | |
| \\MASSHUNTER\Org\Data\SV5973N.I\sd122821\1 DOD bna\Dec2802.D | Calibration | 7 | x | 2250023 | 150.0000 | 1.0748 | |

Calibration Report

| | | | |
|----------------------------|--|-----------------------------|-------------|
| Batch Path | \\MASSHUNTER\Org\Data\SV5973N.I\sd122821\1 DOD bna\QuantResults\122821 bna 1 CAL.batch.bin | Analyst Name | BL2000\sean |
| Analysis Time | 1/26/2022 3:44 PM | Reporter Name | BL2000\sean |
| Report Time | 1/26/2022 3:45:58 PM | Batch State | Processed |
| Last Calib Update | 12/29/2021 7:25 PM | Quant Report Version | 10.0 |
| Quant Batch Version | 10.0 | | |

2-Nitroaniline %RSE = 5.5

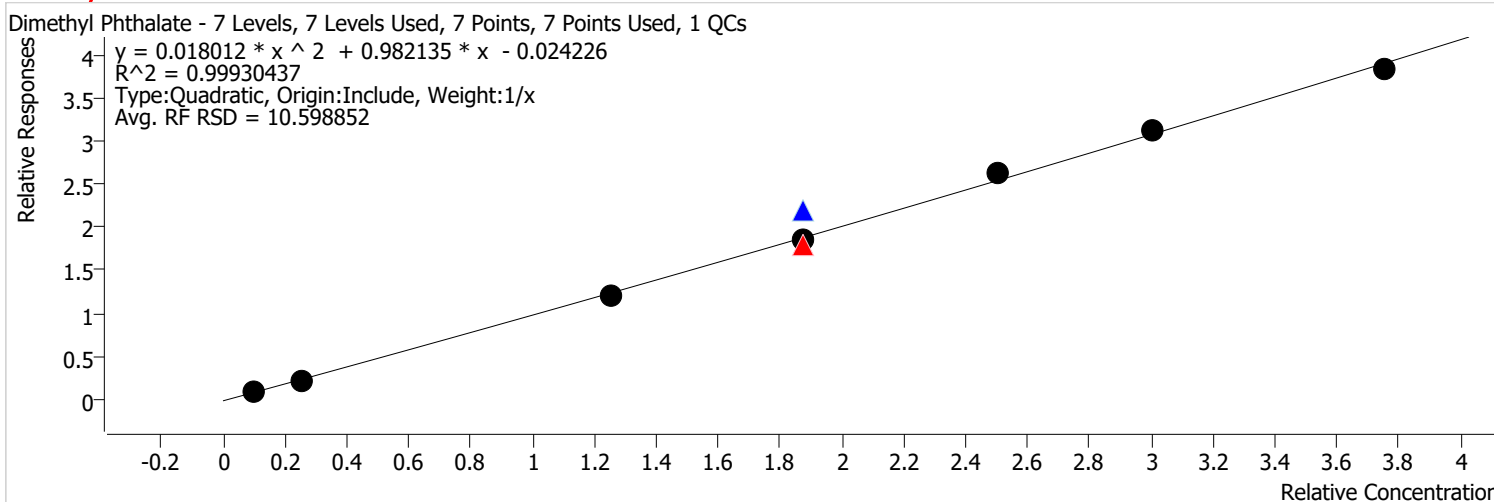


| Calibration STD Path | Cal Type | Level | Enabled | Resp. | Exp. Conc | Resp. Factor | Level RSD |
|--|-------------|-------|---------|--------|-----------|--------------|-----------|
| \\MASSHUNTER\Org\Data\SV5973N.I\sd122821\1 DOD bna\Dec2808.D | Calibration | 1 | x | 6715 | 4.0000 | 0.1293 | |
| \\MASSHUNTER\Org\Data\SV5973N.I\sd122821\1 DOD bna\Dec2807.D | Calibration | 2 | x | 17635 | 10.0000 | 0.1527 | |
| \\MASSHUNTER\Org\Data\SV5973N.I\sd122821\1 DOD bna\Dec2806.D | Calibration | 3 | x | 106309 | 50.0000 | 0.1677 | |
| \\MASSHUNTER\Org\Data\SV5973N.I\sd122321\DoD BNA 3\Dec2337.D | CC | CCV | x | 151874 | 75.0000 | 0.1903 | |
| \\MASSHUNTER\Org\Data\SV5973N.I\sd122821\1 DOD bna\Dec2809.D | QC | ICV | x | 227370 | 75.0000 | 0.2018 | |
| \\MASSHUNTER\Org\Data\SV5973N.I\sd122821\1 DOD bna\Dec2805.D | Calibration | 4 | x | 167618 | 75.0000 | 0.1675 | |
| \\MASSHUNTER\Org\Data\SV5973N.I\sd122821\1 DOD bna\Dec2804.D | Calibration | 5 | x | 242511 | 100.0000 | 0.1898 | |
| \\MASSHUNTER\Org\Data\SV5973N.I\sd122821\1 DOD bna\Dec2803.D | Calibration | 6 | x | 296399 | 120.0000 | 0.1809 | |
| \\MASSHUNTER\Org\Data\SV5973N.I\sd122821\1 DOD bna\Dec2802.D | Calibration | 7 | x | 360083 | 150.0000 | 0.1720 | |

Calibration Report

| | | | |
|---------------------|--|----------------------|-------------|
| Batch Path | \\MASSHUNTER\Org\Data\SV5973N.I\sd122821\1 DOD bna\QuantResults\122821 bna 1 CAL.batch.bin | Analyst Name | BL2000\sean |
| Analysis Time | 1/26/2022 3:44 PM | Reporter Name | BL2000\sean |
| Report Time | 1/26/2022 3:45:58 PM | Batch State | Processed |
| Last Calib Update | 12/29/2021 7:25 PM | Quant Report Version | 10.0 |
| Quant Batch Version | 10.0 | | |

Dimethyl Phthalate %RSE = 4.0

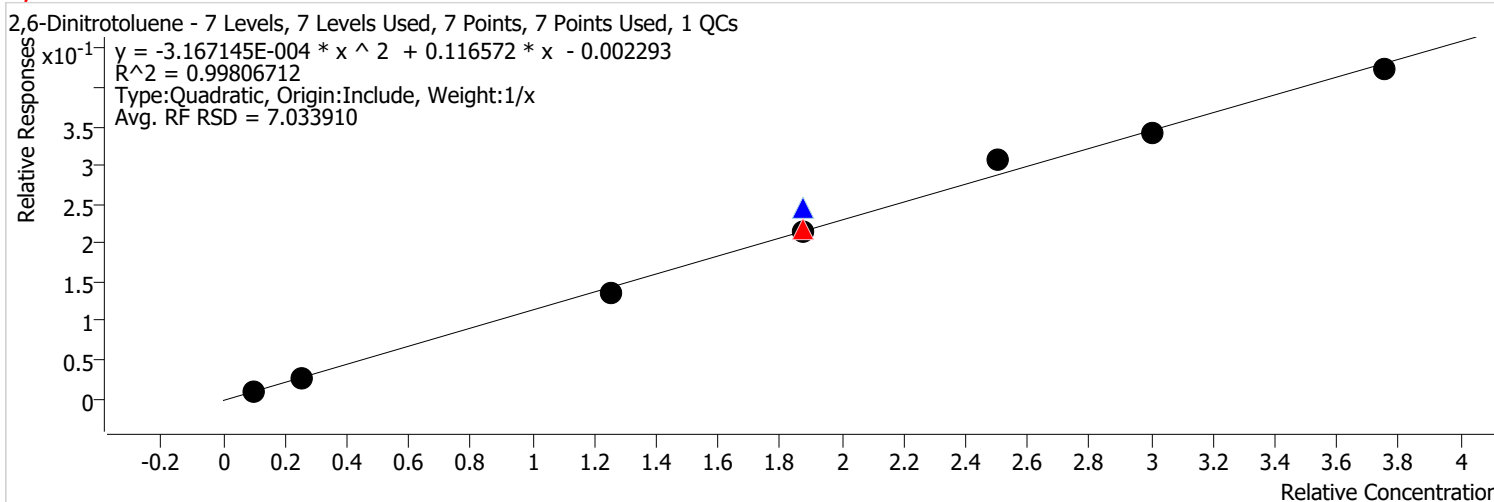


| Calibration STD Path | Cal Type | Level | Enabled | Resp. | Exp. Conc | Resp. Factor | Level RSD |
|--|-------------|-------|---------|---------|-----------|--------------|-----------|
| \\MASSHUNTER\Org\Data\SV5973N.I\sd122821\1 DOD bna\Dec2808.D | Calibration | 1 | x | 40974 | 4.0000 | 0.7888 | |
| \\MASSHUNTER\Org\Data\SV5973N.I\sd122821\1 DOD bna\Dec2807.D | Calibration | 2 | x | 98315 | 10.0000 | 0.8511 | |
| \\MASSHUNTER\Org\Data\SV5973N.I\sd122821\1 DOD bna\Dec2806.D | Calibration | 3 | x | 606254 | 50.0000 | 0.9563 | |
| \\MASSHUNTER\Org\Data\SV5973N.I\sd122321\DoD BNA 3\Dec2337.D | CC | CCV | x | 762945 | 75.0000 | 0.9559 | |
| \\MASSHUNTER\Org\Data\SV5973N.I\sd122821\1 DOD bna\Dec2809.D | QC | ICV | x | 1315239 | 75.0000 | 1.1671 | |
| \\MASSHUNTER\Org\Data\SV5973N.I\sd122821\1 DOD bna\Dec2805.D | Calibration | 4 | x | 992530 | 75.0000 | 0.9916 | |
| \\MASSHUNTER\Org\Data\SV5973N.I\sd122821\1 DOD bna\Dec2804.D | Calibration | 5 | x | 1347265 | 100.0000 | 1.0544 | |
| \\MASSHUNTER\Org\Data\SV5973N.I\sd122821\1 DOD bna\Dec2803.D | Calibration | 6 | x | 1707296 | 120.0000 | 1.0421 | |
| \\MASSHUNTER\Org\Data\SV5973N.I\sd122821\1 DOD bna\Dec2802.D | Calibration | 7 | x | 2143709 | 150.0000 | 1.0240 | |

Calibration Report

| | | | |
|---------------------|--|----------------------|-------------|
| Batch Path | \\MASSHUNTER\Org\Data\SV5973N.I\sd122821\1 DOD bna\QuantResults\122821 bna 1 CAL.batch.bin | Analyst Name | BL2000\sean |
| Analysis Time | 1/26/2022 3:44 PM | Reporter Name | BL2000\sean |
| Report Time | 1/26/2022 3:45:58 PM | Batch State | Processed |
| Last Calib Update | 12/29/2021 7:25 PM | Quant Report Version | 10.0 |
| Quant Batch Version | 10.0 | | |

2,6-Dinitrotoluene %RSE = 6.0



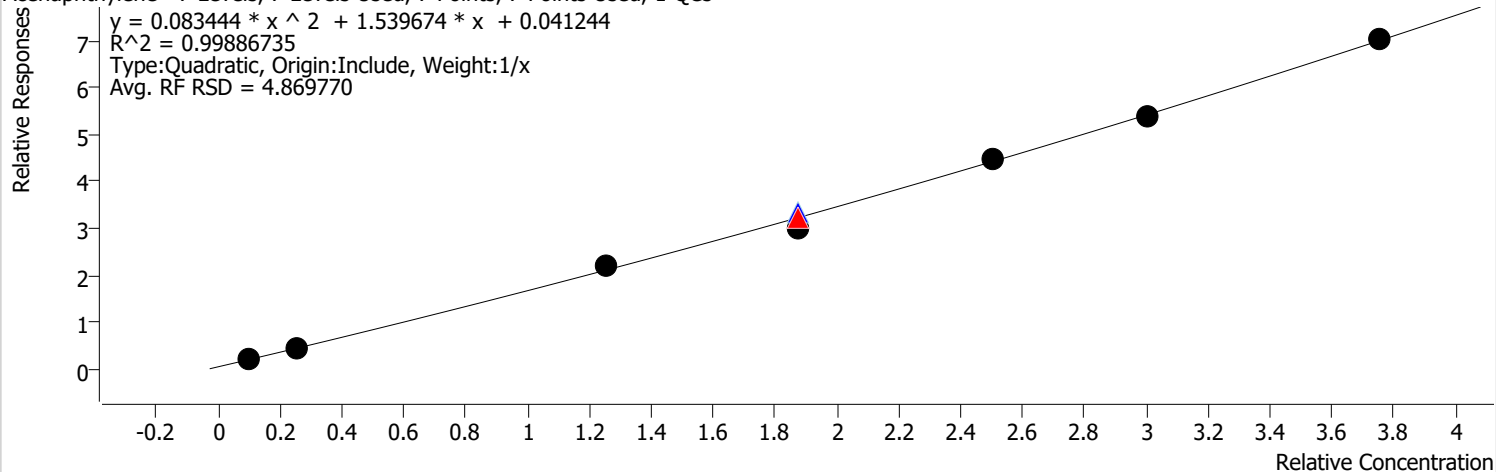
| Calibration STD Path | Cal Type | Level | Enabled | Resp. | Exp. Conc | Resp. Factor | Level RSD |
|--|-------------|-------|---------|--------|-----------|--------------|-----------|
| \\MASSHUNTER\Org\Data\SV5973N.I\sd122821\1 DOD bna\Dec2808.D | Calibration | 1 | x | 5240 | 4.0000 | 0.1009 | |
| \\MASSHUNTER\Org\Data\SV5973N.I\sd122821\1 DOD bna\Dec2807.D | Calibration | 2 | x | 11734 | 10.0000 | 0.1016 | |
| \\MASSHUNTER\Org\Data\SV5973N.I\sd122821\1 DOD bna\Dec2806.D | Calibration | 3 | x | 68895 | 50.0000 | 0.1087 | |
| \\MASSHUNTER\Org\Data\SV5973N.I\sd122321\DoD BNA 3\Dec2337.D | CC | CCV | x | 93479 | 75.0000 | 0.1171 | |
| \\MASSHUNTER\Org\Data\SV5973N.I\sd122821\1 DOD bna\Dec2809.D | QC | ICV | x | 147862 | 75.0000 | 0.1312 | |
| \\MASSHUNTER\Org\Data\SV5973N.I\sd122821\1 DOD bna\Dec2805.D | Calibration | 4 | x | 113854 | 75.0000 | 0.1137 | |
| \\MASSHUNTER\Org\Data\SV5973N.I\sd122821\1 DOD bna\Dec2804.D | Calibration | 5 | x | 157480 | 100.0000 | 0.1233 | |
| \\MASSHUNTER\Org\Data\SV5973N.I\sd122821\1 DOD bna\Dec2803.D | Calibration | 6 | x | 186284 | 120.0000 | 0.1137 | |
| \\MASSHUNTER\Org\Data\SV5973N.I\sd122821\1 DOD bna\Dec2802.D | Calibration | 7 | x | 235896 | 150.0000 | 0.1127 | |

Calibration Report

| | | | |
|---------------------|--|----------------------|-------------|
| Batch Path | \\MASSHUNTER\Org\Data\SV5973N.I\sd122821\1 DOD bna\QuantResults\122821 bna 1 CAL.batch.bin | Analyst Name | BL2000\sean |
| Analysis Time | 1/26/2022 3:44 PM | Reporter Name | BL2000\sean |
| Report Time | 1/26/2022 3:45:59 PM | Batch State | Processed |
| Last Calib Update | 12/29/2021 7:25 PM | Quant Report Version | 10.0 |
| Quant Batch Version | 10.0 | | |

Acenaphthylene %RSE = 6.4

Acenaphthylene - 7 Levels, 7 Levels Used, 7 Points, 7 Points Used, 1 QCs

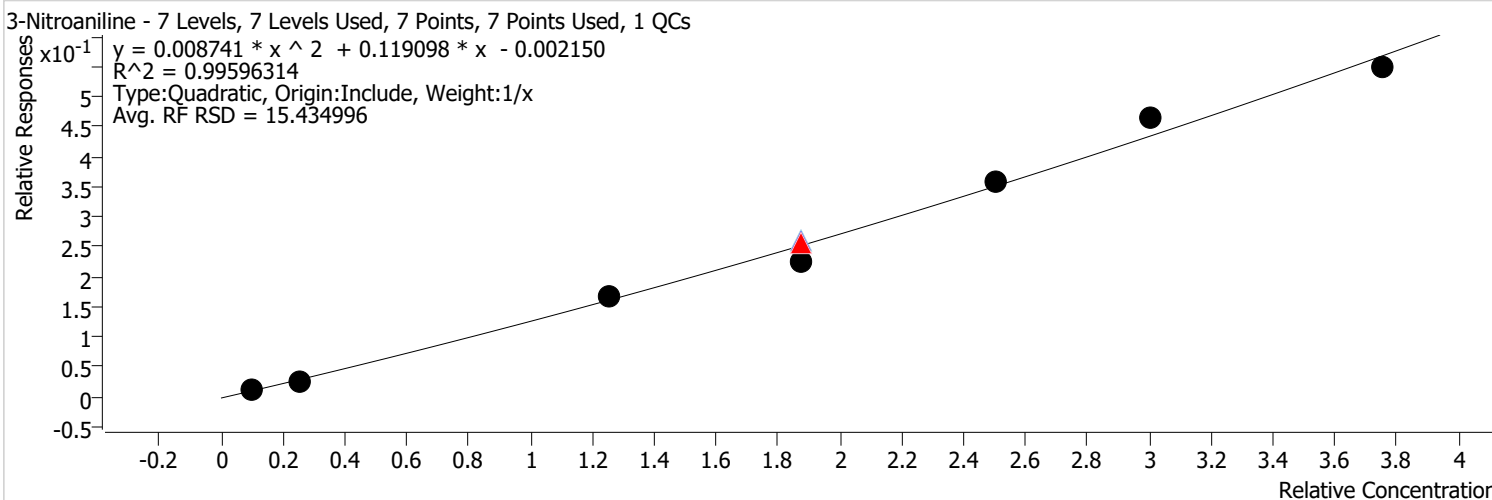


| Calibration STD Path | Cal Type | Level | Enabled | Resp. | Exp. Conc | Resp. Factor | Level RSD |
|--|-------------|-------|---------|---------|-----------|--------------|-----------|
| \\MASSHUNTER\Org\Data\SV5973N.I\sd122821\1 DOD bna\Dec2808.D | Calibration | 1 | x | 95824 | 4.0000 | 1.8447 | |
| \\MASSHUNTER\Org\Data\SV5973N.I\sd122821\1 DOD bna\Dec2807.D | Calibration | 2 | x | 212537 | 10.0000 | 1.8400 | |
| \\MASSHUNTER\Org\Data\SV5973N.I\sd122821\1 DOD bna\Dec2806.D | Calibration | 3 | x | 1111124 | 50.0000 | 1.7527 | |
| \\MASSHUNTER\Org\Data\SV5973N.I\sd122321\DoD BNA 3\Dec2337.D | CC | CCV | x | 1364491 | 75.0000 | 1.7097 | |
| \\MASSHUNTER\Org\Data\SV5973N.I\sd122821\1 DOD bna\Dec2809.D | QC | ICV | x | 2008469 | 75.0000 | 1.7822 | |
| \\MASSHUNTER\Org\Data\SV5973N.I\sd122821\1 DOD bna\Dec2805.D | Calibration | 4 | x | 1612620 | 75.0000 | 1.6111 | |
| \\MASSHUNTER\Org\Data\SV5973N.I\sd122821\1 DOD bna\Dec2804.D | Calibration | 5 | x | 2290001 | 100.0000 | 1.7923 | |
| \\MASSHUNTER\Org\Data\SV5973N.I\sd122821\1 DOD bna\Dec2803.D | Calibration | 6 | x | 2951970 | 120.0000 | 1.8018 | |
| \\MASSHUNTER\Org\Data\SV5973N.I\sd122821\1 DOD bna\Dec2802.D | Calibration | 7 | x | 3915756 | 150.0000 | 1.8705 | |

Calibration Report

| | | | |
|---------------------|--|----------------------|-------------|
| Batch Path | \\MASSHUNTER\Org\Data\SV5973N.I\sd122821\1 DOD bna\QuantResults\122821 bna 1 CAL.batch.bin | Analyst Name | BL2000\sean |
| Analysis Time | 1/26/2022 3:44 PM | Reporter Name | BL2000\sean |
| Report Time | 1/26/2022 3:45:59 PM | Batch State | Processed |
| Last Calib Update | 12/29/2021 7:25 PM | Quant Report Version | 10.0 |
| Quant Batch Version | 10.0 | | |

3-Nitroaniline %RSE = 8.5



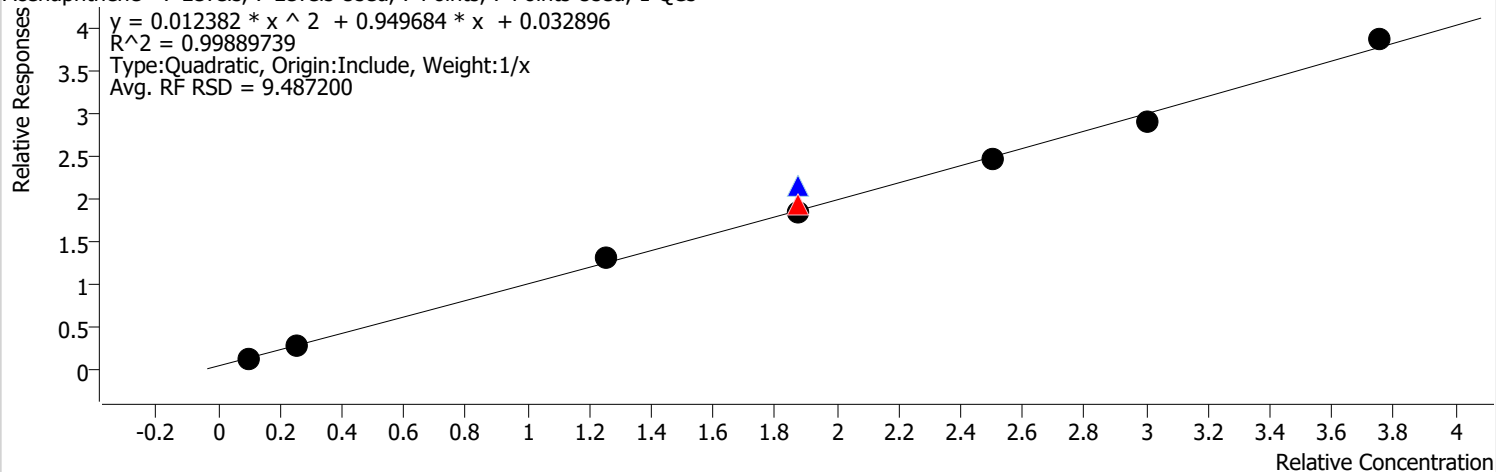
| Calibration STD Path | Cal Type | Level | Enabled | Resp. | Exp. Conc | Resp. Factor | Level RSD |
|--|-------------|-------|---------|--------|-----------|--------------|-----------|
| \\MASSHUNTER\Org\Data\SV5973N.I\sd122821\1 DOD bna\Dec2808.D | Calibration | 1 | x | 5628 | 4.0000 | 0.1083 | |
| \\MASSHUNTER\Org\Data\SV5973N.I\sd122821\1 DOD bna\Dec2807.D | Calibration | 2 | x | 11734 | 10.0000 | 0.1016 | |
| \\MASSHUNTER\Org\Data\SV5973N.I\sd122821\1 DOD bna\Dec2806.D | Calibration | 3 | x | 85412 | 50.0000 | 0.1347 | |
| \\MASSHUNTER\Org\Data\SV5973N.I\sd122321\DoD BNA 3\Dec2337.D | CC | CCV | x | 109782 | 75.0000 | 0.1376 | |
| \\MASSHUNTER\Org\Data\SV5973N.I\sd122821\1 DOD bna\Dec2809.D | QC | ICV | x | 155794 | 75.0000 | 0.1382 | |
| \\MASSHUNTER\Org\Data\SV5973N.I\sd122821\1 DOD bna\Dec2805.D | Calibration | 4 | x | 121260 | 75.0000 | 0.1211 | |
| \\MASSHUNTER\Org\Data\SV5973N.I\sd122821\1 DOD bna\Dec2804.D | Calibration | 5 | x | 183220 | 100.0000 | 0.1434 | |
| \\MASSHUNTER\Org\Data\SV5973N.I\sd122821\1 DOD bna\Dec2803.D | Calibration | 6 | x | 252993 | 120.0000 | 0.1544 | |
| \\MASSHUNTER\Org\Data\SV5973N.I\sd122821\1 DOD bna\Dec2802.D | Calibration | 7 | x | 306017 | 150.0000 | 0.1462 | |

Calibration Report

| | | | |
|---------------------|--|----------------------|-------------|
| Batch Path | \\MASSHUNTER\Org\Data\SV5973N.I\sd122821\1 DOD bna\QuantResults\122821 bna 1 CAL.batch.bin | Analyst Name | BL2000\sean |
| Analysis Time | 1/26/2022 3:44 PM | Reporter Name | BL2000\sean |
| Report Time | 1/26/2022 3:45:59 PM | Batch State | Processed |
| Last Calib Update | 12/29/2021 7:25 PM | Quant Report Version | 10.0 |
| Quant Batch Version | 10.0 | | |

Acenaphthene %RSE = 4.1

Acenaphthene - 7 Levels, 7 Levels Used, 7 Points, 7 Points Used, 1 QCs

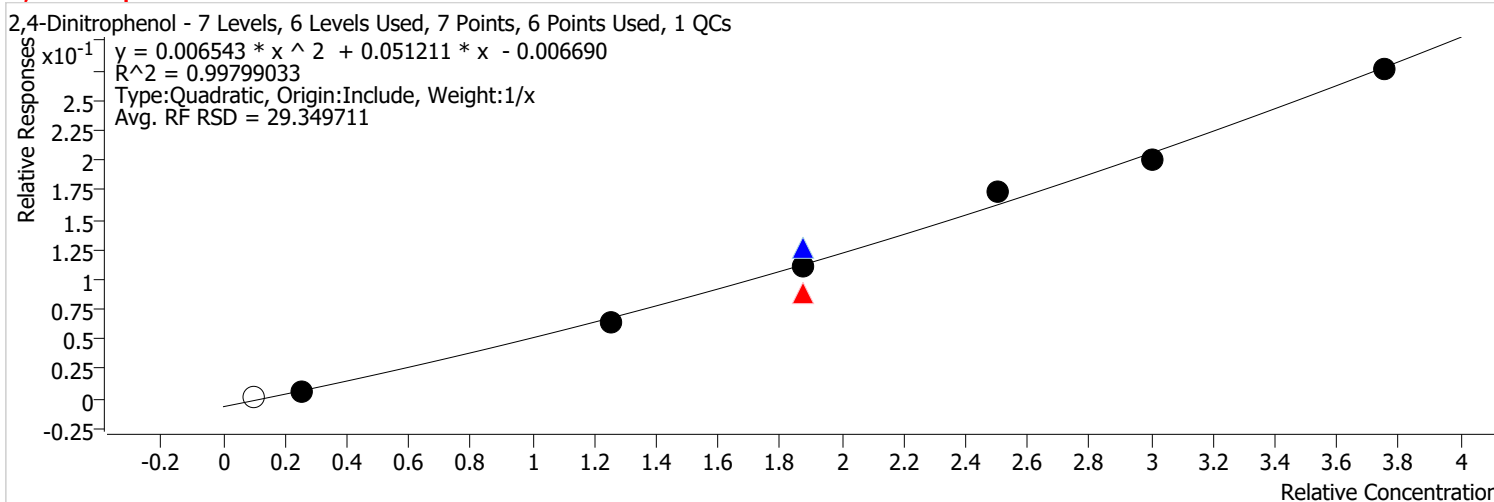


| Calibration STD Path | Cal Type | Level | Enabled | Resp. | Exp. Conc | Resp. Factor | Level RSD |
|--|-------------|-------|---------|---------|-----------|--------------|-----------|
| \\MASSHUNTER\Org\Data\SV5973N.I\sd122821\1 DOD bna\Dec2808.D | Calibration | 1 | x | 64733 | 4.0000 | 1.2462 | |
| \\MASSHUNTER\Org\Data\SV5973N.I\sd122821\1 DOD bna\Dec2807.D | Calibration | 2 | x | 127284 | 10.0000 | 1.1019 | |
| \\MASSHUNTER\Org\Data\SV5973N.I\sd122821\1 DOD bna\Dec2806.D | Calibration | 3 | x | 661886 | 50.0000 | 1.0441 | |
| \\MASSHUNTER\Org\Data\SV5973N.I\sd122321\DoD BNA 3\Dec2337.D | CC | CCV | x | 828212 | 75.0000 | 1.0377 | |
| \\MASSHUNTER\Org\Data\SV5973N.I\sd122821\1 DOD bna\Dec2809.D | QC | ICV | x | 1288898 | 75.0000 | 1.1437 | |
| \\MASSHUNTER\Org\Data\SV5973N.I\sd122821\1 DOD bna\Dec2805.D | Calibration | 4 | x | 973372 | 75.0000 | 0.9725 | |
| \\MASSHUNTER\Org\Data\SV5973N.I\sd122821\1 DOD bna\Dec2804.D | Calibration | 5 | x | 1259630 | 100.0000 | 0.9859 | |
| \\MASSHUNTER\Org\Data\SV5973N.I\sd122821\1 DOD bna\Dec2803.D | Calibration | 6 | x | 1576886 | 120.0000 | 0.9625 | |
| \\MASSHUNTER\Org\Data\SV5973N.I\sd122821\1 DOD bna\Dec2802.D | Calibration | 7 | x | 2155396 | 150.0000 | 1.0296 | |

Calibration Report

| | | | |
|---------------------|--|----------------------|-------------|
| Batch Path | \\MASSHUNTER\Org\Data\SV5973N.I\sd122821\1 DOD bna\QuantResults\122821 bna 1 CAL.batch.bin | Analyst Name | BL2000\sean |
| Analysis Time | 1/26/2022 3:44 PM | Reporter Name | BL2000\sean |
| Report Time | 1/26/2022 3:45:59 PM | Batch State | Processed |
| Last Calib Update | 12/29/2021 7:25 PM | Quant Report Version | 10.0 |
| Quant Batch Version | 10.0 | | |

2,4-Dinitrophenol %RSE = 4.4



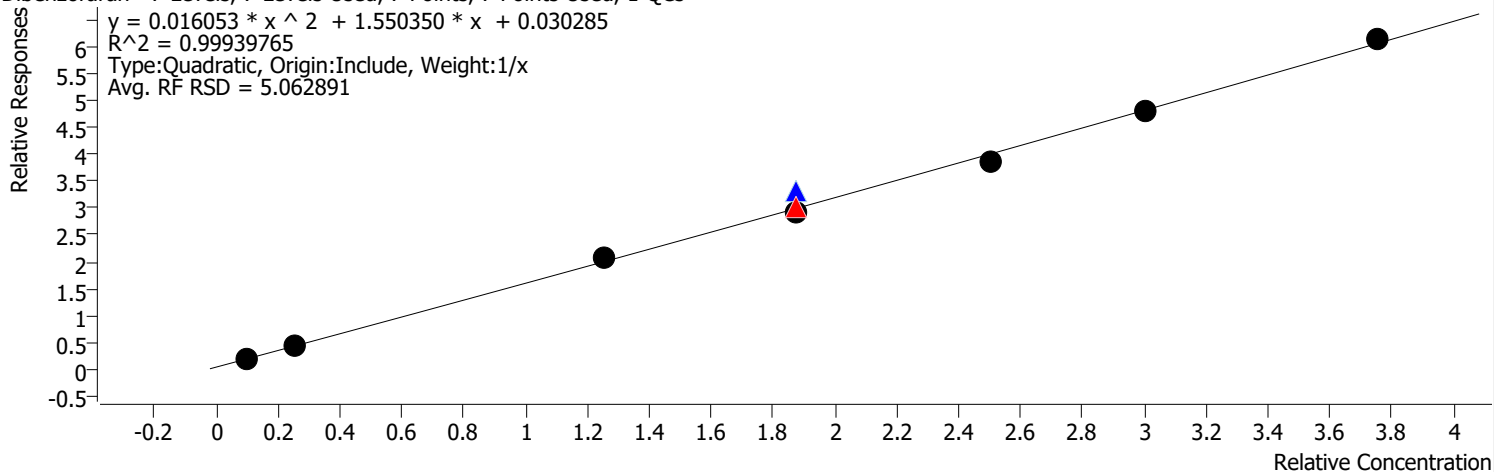
| Calibration STD Path | Cal Type | Level | Enabled | Resp. | Exp. Conc | Resp. Factor | Level RSD |
|--|-------------|-------|---------|--------|-----------|--------------|-----------|
| \\MASSHUNTER\Org\Data\SV5973N.I\sd122821\1 DOD bna\Dec2808.D | Calibration | 1 | | 876 | 4.0000 | 0.0169 | |
| \\MASSHUNTER\Org\Data\SV5973N.I\sd122821\1 DOD bna\Dec2807.D | Calibration | 2 | x | 3150 | 10.0000 | 0.0273 | |
| \\MASSHUNTER\Org\Data\SV5973N.I\sd122821\1 DOD bna\Dec2806.D | Calibration | 3 | x | 32380 | 50.0000 | 0.0511 | |
| \\MASSHUNTER\Org\Data\SV5973N.I\sd122321\DoD BNA 3\Dec2337.D | CC | CCV | x | 37446 | 75.0000 | 0.0469 | |
| \\MASSHUNTER\Org\Data\SV5973N.I\sd122821\1 DOD bna\Dec2809.D | QC | ICV | x | 75967 | 75.0000 | 0.0674 | |
| \\MASSHUNTER\Org\Data\SV5973N.I\sd122821\1 DOD bna\Dec2805.D | Calibration | 4 | x | 59341 | 75.0000 | 0.0593 | |
| \\MASSHUNTER\Org\Data\SV5973N.I\sd122821\1 DOD bna\Dec2804.D | Calibration | 5 | x | 88749 | 100.0000 | 0.0695 | |
| \\MASSHUNTER\Org\Data\SV5973N.I\sd122821\1 DOD bna\Dec2803.D | Calibration | 6 | x | 109594 | 120.0000 | 0.0669 | |
| \\MASSHUNTER\Org\Data\SV5973N.I\sd122821\1 DOD bna\Dec2802.D | Calibration | 7 | x | 153890 | 150.0000 | 0.0735 | |

Calibration Report

| | | | |
|---------------------|--|----------------------|-------------|
| Batch Path | \\MASSHUNTER\Org\Data\SV5973N.I\sd122821\1 DOD bna\QuantResults\122821 bna 1 CAL.batch.bin | Analyst Name | BL2000\sean |
| Analysis Time | 1/26/2022 3:44 PM | Reporter Name | BL2000\sean |
| Report Time | 1/26/2022 3:45:59 PM | Batch State | Processed |
| Last Calib Update | 12/29/2021 7:25 PM | Quant Report Version | 10.0 |
| Quant Batch Version | 10.0 | | |

Dibenzofuran %RSE = 3.9

Dibenzofuran - 7 Levels, 7 Levels Used, 7 Points, 7 Points Used, 1 QCs

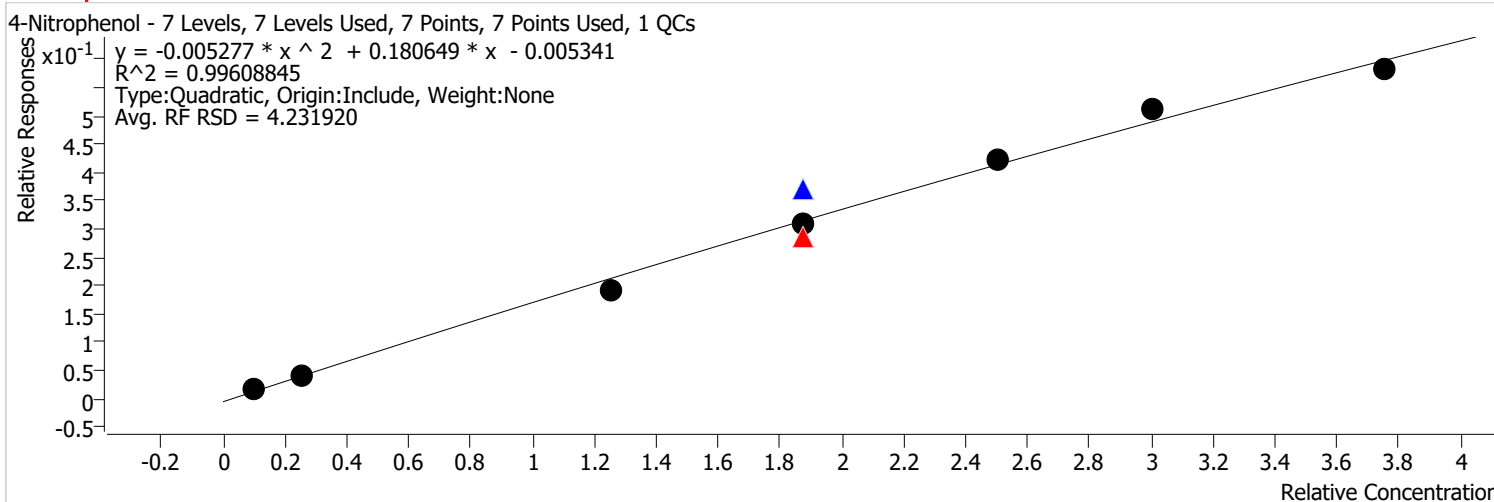


| Calibration STD Path | Cal Type | Level | Enabled | Resp. | Exp. Conc | Resp. Factor | Level RSD |
|--|-------------|-------|---------|---------|-----------|--------------|-----------|
| \\MASSHUNTER\Org\Data\SV5973N.I\sd122821\1 DOD bna\Dec2808.D | Calibration | 1 | x | 92859 | 4.0000 | 1.7877 | |
| \\MASSHUNTER\Org\Data\SV5973N.I\sd122821\1 DOD bna\Dec2807.D | Calibration | 2 | x | 199426 | 10.0000 | 1.7265 | |
| \\MASSHUNTER\Org\Data\SV5973N.I\sd122821\1 DOD bna\Dec2806.D | Calibration | 3 | x | 1054764 | 50.0000 | 1.6638 | |
| \\MASSHUNTER\Org\Data\SV5973N.I\sd122321\DoD BNA 3\Dec2337.D | CC | CCV | x | 1291714 | 75.0000 | 1.6185 | |
| \\MASSHUNTER\Org\Data\SV5973N.I\sd122821\1 DOD bna\Dec2809.D | QC | ICV | x | 1986047 | 75.0000 | 1.7623 | |
| \\MASSHUNTER\Org\Data\SV5973N.I\sd122821\1 DOD bna\Dec2805.D | Calibration | 4 | x | 1572142 | 75.0000 | 1.5707 | |
| \\MASSHUNTER\Org\Data\SV5973N.I\sd122821\1 DOD bna\Dec2804.D | Calibration | 5 | x | 1989551 | 100.0000 | 1.5571 | |
| \\MASSHUNTER\Org\Data\SV5973N.I\sd122821\1 DOD bna\Dec2803.D | Calibration | 6 | x | 2633186 | 120.0000 | 1.6072 | |
| \\MASSHUNTER\Org\Data\SV5973N.I\sd122821\1 DOD bna\Dec2802.D | Calibration | 7 | x | 3429677 | 150.0000 | 1.6383 | |

Calibration Report

| | | | |
|---------------------|--|----------------------|-------------|
| Batch Path | \\MASSHUNTER\Org\Data\SV5973N.I\sd122821\1 DOD bna\QuantResults\122821 bna 1 CAL.batch.bin | Analyst Name | BL2000\sean |
| Analysis Time | 1/26/2022 3:44 PM | Reporter Name | BL2000\sean |
| Report Time | 1/26/2022 3:45:59 PM | Batch State | Processed |
| Last Calib Update | 12/29/2021 7:25 PM | Quant Report Version | 10.0 |
| Quant Batch Version | 10.0 | | |

4-Nitrophenol %RSE = 11.1

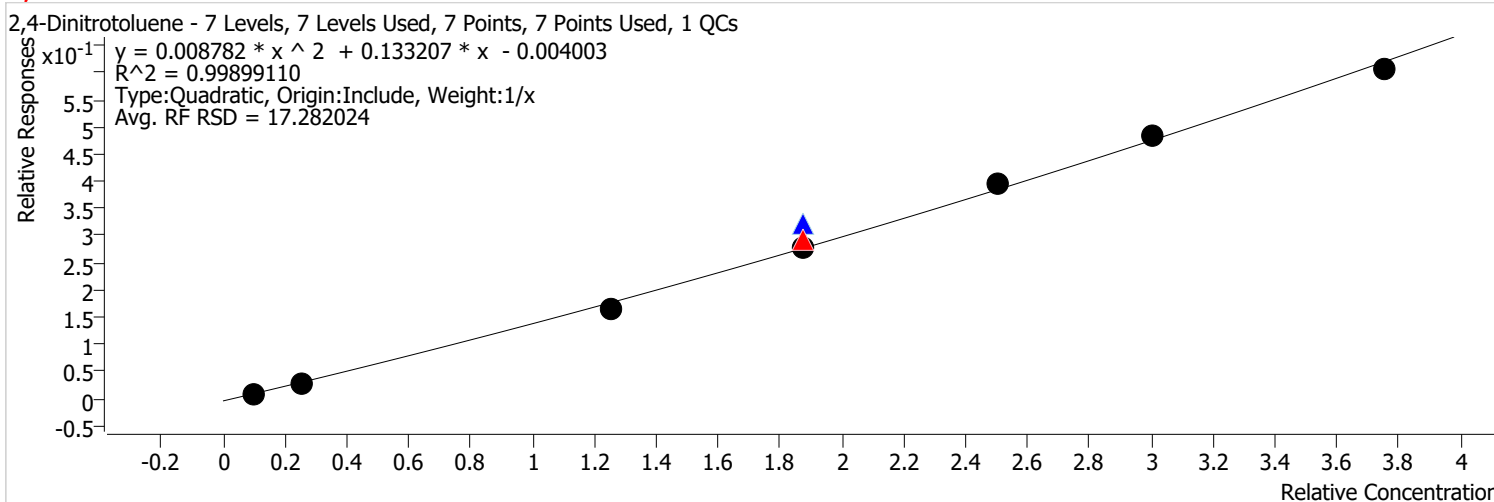


| Calibration STD Path | Cal Type | Level | Enabled | Resp. | Exp. Conc | Resp. Factor | Level RSD |
|--|-------------|-------|---------|--------|-----------|--------------|-----------|
| \\MASSHUNTER\Org\Data\SV5973N.I\sd122821\1 DOD bna\Dec2808.D | Calibration | 1 | x | 8311 | 4.0000 | 0.1600 | |
| \\MASSHUNTER\Org\Data\SV5973N.I\sd122821\1 DOD bna\Dec2807.D | Calibration | 2 | x | 18343 | 10.0000 | 0.1588 | |
| \\MASSHUNTER\Org\Data\SV5973N.I\sd122821\1 DOD bna\Dec2806.D | Calibration | 3 | x | 97136 | 50.0000 | 0.1532 | |
| \\MASSHUNTER\Org\Data\SV5973N.I\sd122321\DoD BNA 3\Dec2337.D | CC | CCV | x | 121669 | 75.0000 | 0.1524 | |
| \\MASSHUNTER\Org\Data\SV5973N.I\sd122821\1 DOD bna\Dec2809.D | QC | ICV | x | 222710 | 75.0000 | 0.1976 | |
| \\MASSHUNTER\Org\Data\SV5973N.I\sd122821\1 DOD bna\Dec2805.D | Calibration | 4 | x | 165006 | 75.0000 | 0.1649 | |
| \\MASSHUNTER\Org\Data\SV5973N.I\sd122821\1 DOD bna\Dec2804.D | Calibration | 5 | x | 215567 | 100.0000 | 0.1687 | |
| \\MASSHUNTER\Org\Data\SV5973N.I\sd122821\1 DOD bna\Dec2803.D | Calibration | 6 | x | 280927 | 120.0000 | 0.1715 | |
| \\MASSHUNTER\Org\Data\SV5973N.I\sd122821\1 DOD bna\Dec2802.D | Calibration | 7 | x | 324707 | 150.0000 | 0.1551 | |

Calibration Report

| | | | |
|---------------------|--|----------------------|-------------|
| Batch Path | \\MASSHUNTER\Org\Data\SV5973N.I\sd122821\1 DOD bna\QuantResults\122821 bna 1 CAL.batch.bin | Analyst Name | BL2000\sean |
| Analysis Time | 1/26/2022 3:44 PM | Reporter Name | BL2000\sean |
| Report Time | 1/26/2022 3:45:59 PM | Batch State | Processed |
| Last Calib Update | 12/29/2021 7:25 PM | Quant Report Version | 10.0 |
| Quant Batch Version | 10.0 | | |

2,4-Dinitrotoluene %RSE = 5.4

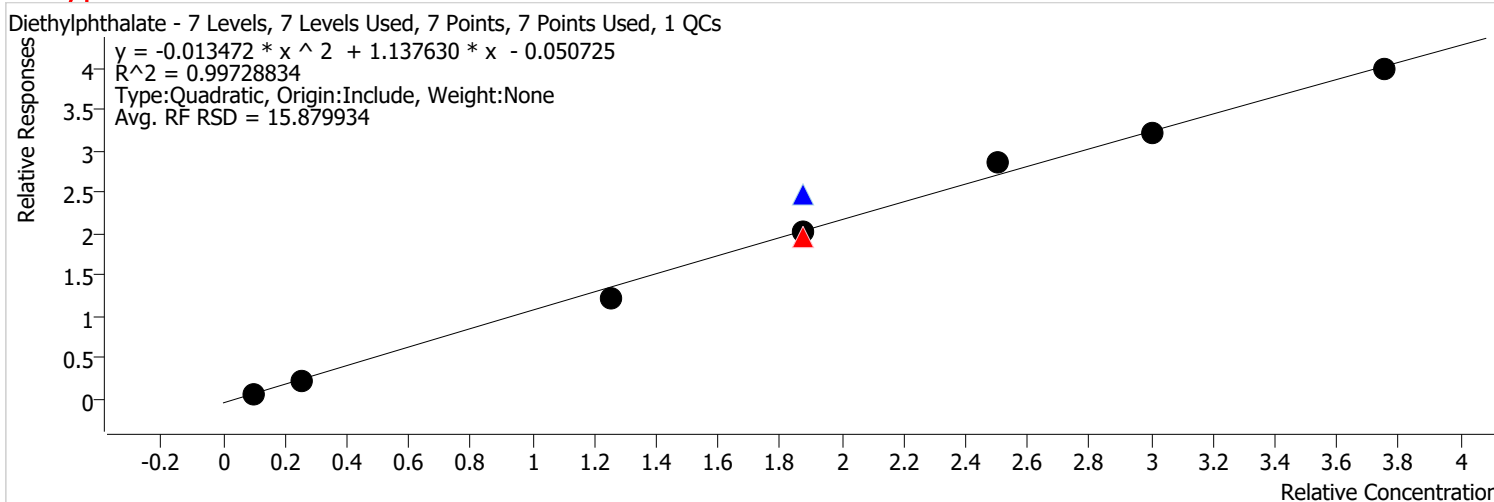


| Calibration STD Path | Cal Type | Level | Enabled | Resp. | Exp. Conc | Resp. Factor | Level RSD |
|--|-------------|-------|---------|--------|-----------|--------------|-----------|
| \\MASSHUNTER\Org\Data\SV5973N.I\sd122821\1 DOD bna\Dec2808.D | Calibration | 1 | x | 5374 | 4.0000 | 0.1035 | |
| \\MASSHUNTER\Org\Data\SV5973N.I\sd122821\1 DOD bna\Dec2807.D | Calibration | 2 | x | 12927 | 10.0000 | 0.1119 | |
| \\MASSHUNTER\Org\Data\SV5973N.I\sd122821\1 DOD bna\Dec2806.D | Calibration | 3 | x | 84793 | 50.0000 | 0.1338 | |
| \\MASSHUNTER\Org\Data\SV5973N.I\sd122321\DoD BNA 3\Dec2337.D | CC | CCV | x | 125505 | 75.0000 | 0.1573 | |
| \\MASSHUNTER\Org\Data\SV5973N.I\sd122821\1 DOD bna\Dec2809.D | QC | ICV | x | 193566 | 75.0000 | 0.1718 | |
| \\MASSHUNTER\Org\Data\SV5973N.I\sd122821\1 DOD bna\Dec2805.D | Calibration | 4 | x | 147997 | 75.0000 | 0.1479 | |
| \\MASSHUNTER\Org\Data\SV5973N.I\sd122821\1 DOD bna\Dec2804.D | Calibration | 5 | x | 203231 | 100.0000 | 0.1591 | |
| \\MASSHUNTER\Org\Data\SV5973N.I\sd122821\1 DOD bna\Dec2803.D | Calibration | 6 | x | 264598 | 120.0000 | 0.1615 | |
| \\MASSHUNTER\Org\Data\SV5973N.I\sd122821\1 DOD bna\Dec2802.D | Calibration | 7 | x | 337618 | 150.0000 | 0.1613 | |

Calibration Report

| | | | |
|----------------------------|--|-----------------------------|-------------|
| Batch Path | \\MASSHUNTER\Org\Data\SV5973N.I\sd122821\1 DOD bna\QuantResults\122821 bna 1 CAL.batch.bin | Analyst Name | BL2000\sean |
| Analysis Time | 1/26/2022 3:44 PM | Reporter Name | BL2000\sean |
| Report Time | 1/26/2022 3:45:59 PM | Batch State | Processed |
| Last Calib Update | 12/29/2021 7:25 PM | Quant Report Version | 10.0 |
| Quant Batch Version | 10.0 | | |

Diethylphthalate %RSE = 6.9

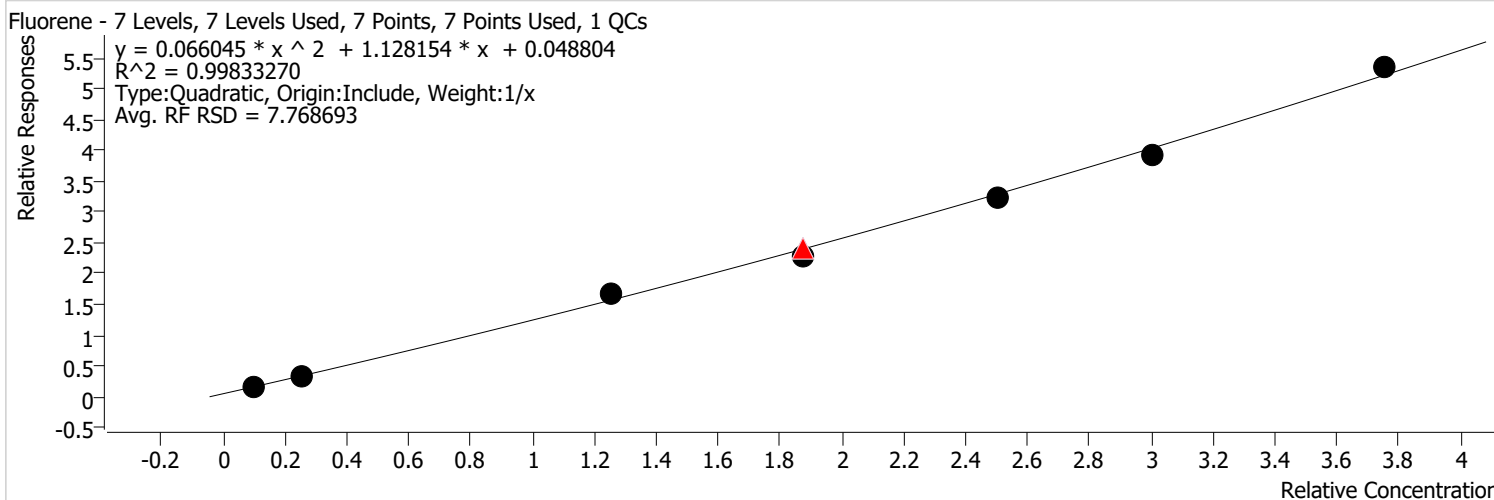


| Calibration STD Path | Cal Type | Level | Enabled | Resp. | Exp. Conc | Resp. Factor | Level RSD |
|--|-------------|-------|---------|---------|-----------|--------------|-----------|
| \\MASSHUNTER\Org\Data\SV5973N.I\sd122821\1 DOD bna\Dec2808.D | Calibration | 1 | x | 36125 | 4.0000 | 0.6955 | |
| \\MASSHUNTER\Org\Data\SV5973N.I\sd122821\1 DOD bna\Dec2807.D | Calibration | 2 | x | 100238 | 10.0000 | 0.8678 | |
| \\MASSHUNTER\Org\Data\SV5973N.I\sd122821\1 DOD bna\Dec2806.D | Calibration | 3 | x | 617191 | 50.0000 | 0.9736 | |
| \\MASSHUNTER\Org\Data\SV5973N.I\sd122321\DoD BNA 3\Dec2337.D | CC | CCV | x | 840712 | 75.0000 | 1.0534 | |
| \\MASSHUNTER\Org\Data\SV5973N.I\sd122821\1 DOD bna\Dec2809.D | QC | ICV | x | 1491733 | 75.0000 | 1.3237 | |
| \\MASSHUNTER\Org\Data\SV5973N.I\sd122821\1 DOD bna\Dec2805.D | Calibration | 4 | x | 1086187 | 75.0000 | 1.0852 | |
| \\MASSHUNTER\Org\Data\SV5973N.I\sd122821\1 DOD bna\Dec2804.D | Calibration | 5 | x | 1462789 | 100.0000 | 1.1449 | |
| \\MASSHUNTER\Org\Data\SV5973N.I\sd122821\1 DOD bna\Dec2803.D | Calibration | 6 | x | 1757984 | 120.0000 | 1.0730 | |
| \\MASSHUNTER\Org\Data\SV5973N.I\sd122821\1 DOD bna\Dec2802.D | Calibration | 7 | x | 2225622 | 150.0000 | 1.0632 | |

Calibration Report

| | | | |
|----------------------------|--|-----------------------------|-------------|
| Batch Path | \\MASSHUNTER\Org\Data\SV5973N.I\sd122821\1 DOD bna\QuantResults\122821 bna 1 CAL.batch.bin | Analyst Name | BL2000\sean |
| Analysis Time | 1/26/2022 3:44 PM | Reporter Name | BL2000\sean |
| Report Time | 1/26/2022 3:46:00 PM | Batch State | Processed |
| Last Calib Update | 12/29/2021 7:25 PM | Quant Report Version | 10.0 |
| Quant Batch Version | 10.0 | | |

Fluorene %RSE = 6.0

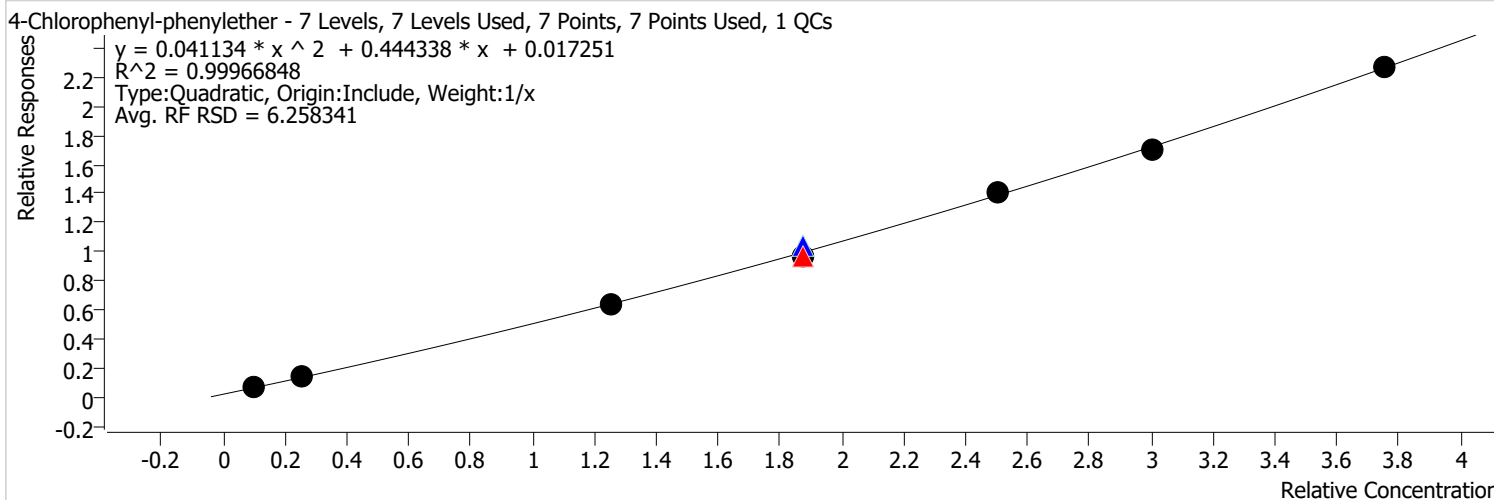


| Calibration STD Path | Cal Type | Level | Enabled | Resp. | Exp. Conc | Resp. Factor | Level RSD |
|--|-------------|-------|---------|---------|-----------|--------------|-----------|
| \\MASSHUNTER\Org\Data\SV5973N.I\sd122821\1 DOD bna\Dec2808.D | Calibration | 1 | x | 80606 | 4.0000 | 1.5518 | |
| \\MASSHUNTER\Org\Data\SV5973N.I\sd122821\1 DOD bna\Dec2807.D | Calibration | 2 | x | 159955 | 10.0000 | 1.3848 | |
| \\MASSHUNTER\Org\Data\SV5973N.I\sd122821\1 DOD bna\Dec2806.D | Calibration | 3 | x | 856957 | 50.0000 | 1.3518 | |
| \\MASSHUNTER\Org\Data\SV5973N.I\sd122321\DoD BNA 3\Dec2337.D | CC | CCV | x | 1032017 | 75.0000 | 1.2931 | |
| \\MASSHUNTER\Org\Data\SV5973N.I\sd122821\1 DOD bna\Dec2809.D | QC | ICV | x | 1453127 | 75.0000 | 1.2894 | |
| \\MASSHUNTER\Org\Data\SV5973N.I\sd122821\1 DOD bna\Dec2805.D | Calibration | 4 | x | 1224821 | 75.0000 | 1.2237 | |
| \\MASSHUNTER\Org\Data\SV5973N.I\sd122821\1 DOD bna\Dec2804.D | Calibration | 5 | x | 1652480 | 100.0000 | 1.2933 | |
| \\MASSHUNTER\Org\Data\SV5973N.I\sd122821\1 DOD bna\Dec2803.D | Calibration | 6 | x | 2141058 | 120.0000 | 1.3068 | |
| \\MASSHUNTER\Org\Data\SV5973N.I\sd122821\1 DOD bna\Dec2802.D | Calibration | 7 | x | 2977755 | 150.0000 | 1.4225 | |

Calibration Report

| | | | |
|---------------------|--|----------------------|-------------|
| Batch Path | \\MASSHUNTER\Org\Data\SV5973N.I\sd122821\1 DOD bna\QuantResults\122821 bna 1 CAL.batch.bin | Analyst Name | BL2000\sean |
| Analysis Time | 1/26/2022 3:44 PM | Reporter Name | BL2000\sean |
| Report Time | 1/26/2022 3:46:00 PM | Batch State | Processed |
| Last Calib Update | 12/29/2021 7:25 PM | Quant Report Version | 10.0 |
| Quant Batch Version | 10.0 | | |

4-Chlorophenyl-phenylether %RSE = 5.2

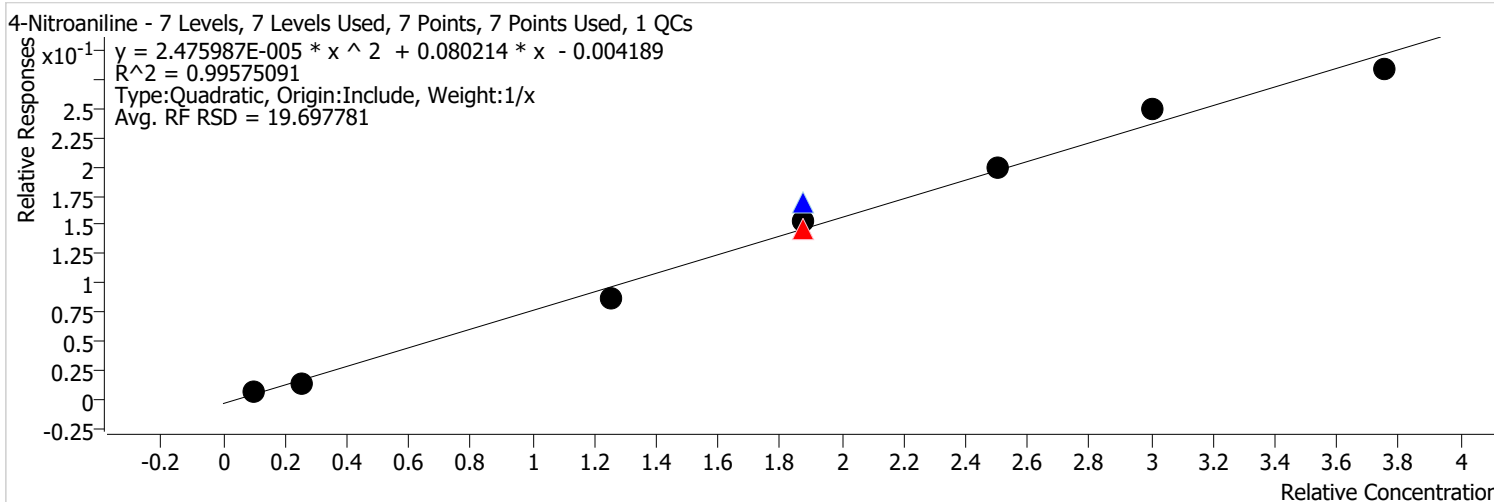


| Calibration STD Path | Cal Type | Level | Enabled | Resp. | Exp. Conc | Resp. Factor | Level RSD |
|--|-------------|-------|---------|---------|-----------|--------------|-----------|
| \\MASSHUNTER\Org\Data\SV5973N.I\sd122821\1 DOD bna\Dec2808.D | Calibration | 1 | x | 30708 | 4.0000 | 0.5912 | |
| \\MASSHUNTER\Org\Data\SV5973N.I\sd122821\1 DOD bna\Dec2807.D | Calibration | 2 | x | 64533 | 10.0000 | 0.5587 | |
| \\MASSHUNTER\Org\Data\SV5973N.I\sd122821\1 DOD bna\Dec2806.D | Calibration | 3 | x | 322365 | 50.0000 | 0.5085 | |
| \\MASSHUNTER\Org\Data\SV5973N.I\sd122321\DoD BNA 3\Dec2337.D | CC | CCV | x | 409837 | 75.0000 | 0.5135 | |
| \\MASSHUNTER\Org\Data\SV5973N.I\sd122821\1 DOD bna\Dec2809.D | QC | ICV | x | 626269 | 75.0000 | 0.5557 | |
| \\MASSHUNTER\Org\Data\SV5973N.I\sd122821\1 DOD bna\Dec2805.D | Calibration | 4 | x | 519520 | 75.0000 | 0.5190 | |
| \\MASSHUNTER\Org\Data\SV5973N.I\sd122821\1 DOD bna\Dec2804.D | Calibration | 5 | x | 722331 | 100.0000 | 0.5653 | |
| \\MASSHUNTER\Org\Data\SV5973N.I\sd122821\1 DOD bna\Dec2803.D | Calibration | 6 | x | 931681 | 120.0000 | 0.5687 | |
| \\MASSHUNTER\Org\Data\SV5973N.I\sd122821\1 DOD bna\Dec2802.D | Calibration | 7 | x | 1264744 | 150.0000 | 0.6042 | |

Calibration Report

| | | | |
|----------------------------|--|-----------------------------|-------------|
| Batch Path | \\MASSHUNTER\Org\Data\SV5973N.I\sd122821\1 DOD bna\QuantResults\122821 bna 1 CAL.batch.bin | Analyst Name | BL2000\sean |
| Analysis Time | 1/26/2022 3:44 PM | Reporter Name | BL2000\sean |
| Report Time | 1/26/2022 3:46:00 PM | Batch State | Processed |
| Last Calib Update | 12/29/2021 7:25 PM | Quant Report Version | 10.0 |
| Quant Batch Version | 10.0 | | |

4-Nitroaniline %RSE = 13.8

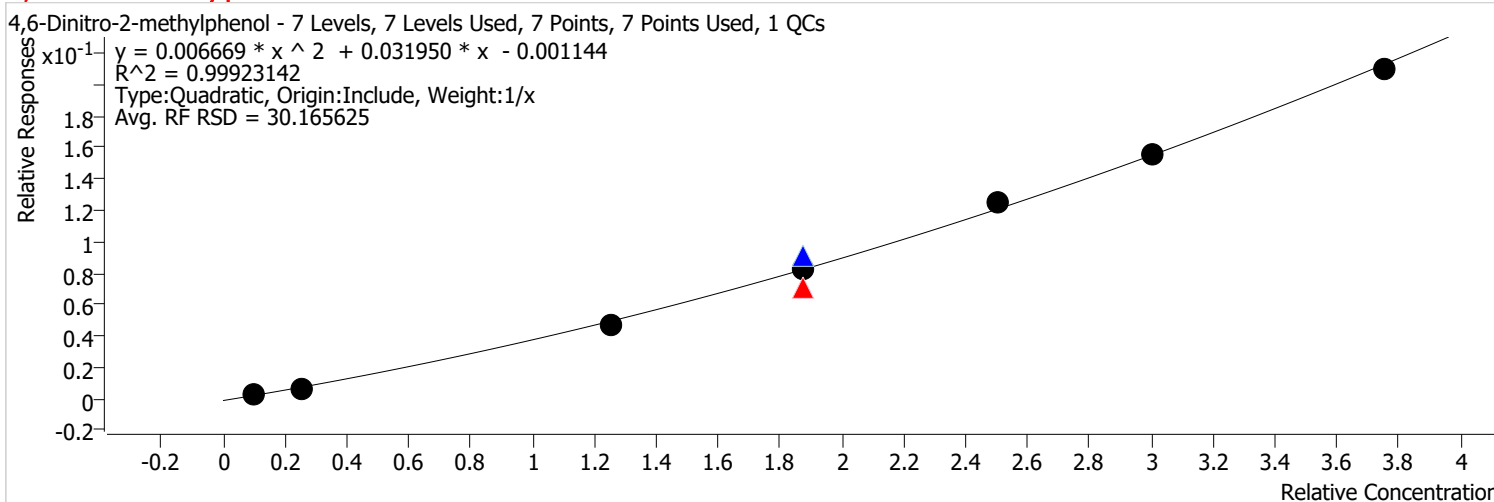


| Calibration STD Path | Cal Type | Level | Enabled | Resp. | Exp. Conc | Resp. Factor | Level RSD |
|--|-------------|-------|---------|--------|-----------|--------------|-----------|
| \\MASSHUNTER\Org\Data\SV5973N.I\sd122821\1 DOD bna\Dec2808.D | Calibration | 1 | x | 4804 | 4.0000 | 0.0527 | |
| \\MASSHUNTER\Org\Data\SV5973N.I\sd122821\1 DOD bna\Dec2807.D | Calibration | 2 | x | 10804 | 10.0000 | 0.0499 | |
| \\MASSHUNTER\Org\Data\SV5973N.I\sd122821\1 DOD bna\Dec2806.D | Calibration | 3 | x | 83010 | 50.0000 | 0.0699 | |
| \\MASSHUNTER\Org\Data\SV5973N.I\sd122321\DoD BNA 3\Dec2337.D | CC | CCV | x | 110859 | 75.0000 | 0.0784 | |
| \\MASSHUNTER\Org\Data\SV5973N.I\sd122821\1 DOD bna\Dec2809.D | QC | ICV | x | 179038 | 75.0000 | 0.0897 | |
| \\MASSHUNTER\Org\Data\SV5973N.I\sd122821\1 DOD bna\Dec2805.D | Calibration | 4 | x | 140161 | 75.0000 | 0.0822 | |
| \\MASSHUNTER\Org\Data\SV5973N.I\sd122821\1 DOD bna\Dec2804.D | Calibration | 5 | x | 187377 | 100.0000 | 0.0800 | |
| \\MASSHUNTER\Org\Data\SV5973N.I\sd122821\1 DOD bna\Dec2803.D | Calibration | 6 | x | 244341 | 120.0000 | 0.0831 | |
| \\MASSHUNTER\Org\Data\SV5973N.I\sd122821\1 DOD bna\Dec2802.D | Calibration | 7 | x | 293170 | 150.0000 | 0.0756 | |

Calibration Report

| | | | |
|---------------------|--|----------------------|-------------|
| Batch Path | \\MASSHUNTER\Org\Data\SV5973N.I\sd122821\1 DOD bna\QuantResults\122821 bna 1 CAL.batch.bin | Analyst Name | BL2000\sean |
| Analysis Time | 1/26/2022 3:44 PM | Reporter Name | BL2000\sean |
| Report Time | 1/26/2022 3:46:00 PM | Batch State | Processed |
| Last Calib Update | 12/29/2021 7:25 PM | Quant Report Version | 10.0 |
| Quant Batch Version | 10.0 | | |

4,6-Dinitro-2-methylphenol %RSE = 8.3

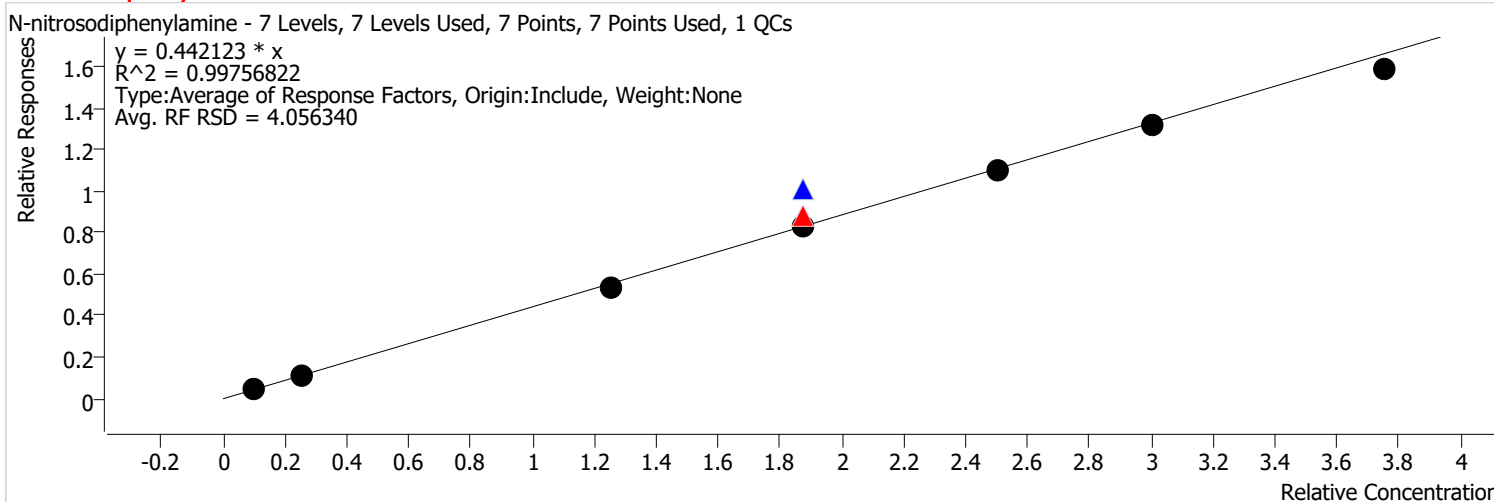


| Calibration STD Path | Cal Type | Level | Enabled | Resp. | Exp. Conc | Resp. Factor | Level RSD |
|--|-------------|-------|---------|--------|-----------|--------------|-----------|
| \\MASSHUNTER\Org\Data\SV5973N.I\sd122821\1 DOD bna\Dec2808.D | Calibration | 1 | x | 2291 | 4.0000 | 0.0251 | |
| \\MASSHUNTER\Org\Data\SV5973N.I\sd122821\1 DOD bna\Dec2807.D | Calibration | 2 | x | 5494 | 10.0000 | 0.0254 | |
| \\MASSHUNTER\Org\Data\SV5973N.I\sd122821\1 DOD bna\Dec2806.D | Calibration | 3 | x | 44446 | 50.0000 | 0.0374 | |
| \\MASSHUNTER\Org\Data\SV5973N.I\sd122321\DoD BNA 3\Dec2337.D | CC | CCV | x | 53185 | 75.0000 | 0.0376 | |
| \\MASSHUNTER\Org\Data\SV5973N.I\sd122821\1 DOD bna\Dec2809.D | QC | ICV | x | 96551 | 75.0000 | 0.0484 | |
| \\MASSHUNTER\Org\Data\SV5973N.I\sd122821\1 DOD bna\Dec2805.D | Calibration | 4 | x | 75737 | 75.0000 | 0.0444 | |
| \\MASSHUNTER\Org\Data\SV5973N.I\sd122821\1 DOD bna\Dec2804.D | Calibration | 5 | x | 116683 | 100.0000 | 0.0498 | |
| \\MASSHUNTER\Org\Data\SV5973N.I\sd122821\1 DOD bna\Dec2803.D | Calibration | 6 | x | 152521 | 120.0000 | 0.0519 | |
| \\MASSHUNTER\Org\Data\SV5973N.I\sd122821\1 DOD bna\Dec2802.D | Calibration | 7 | x | 216297 | 150.0000 | 0.0558 | |

Calibration Report

| | | | |
|----------------------------|--|-----------------------------|-------------|
| Batch Path | \\MASSHUNTER\Org\Data\SV5973N.I\sd122821\1 DOD bna\QuantResults\122821 bna 1 CAL.batch.bin | Analyst Name | BL2000\sean |
| Analysis Time | 1/26/2022 3:44 PM | Reporter Name | BL2000\sean |
| Report Time | 1/26/2022 3:46:00 PM | Batch State | Processed |
| Last Calib Update | 12/29/2021 7:25 PM | Quant Report Version | 10.0 |
| Quant Batch Version | 10.0 | | |

N-nitrosodiphenylamine %RSE = 4.1

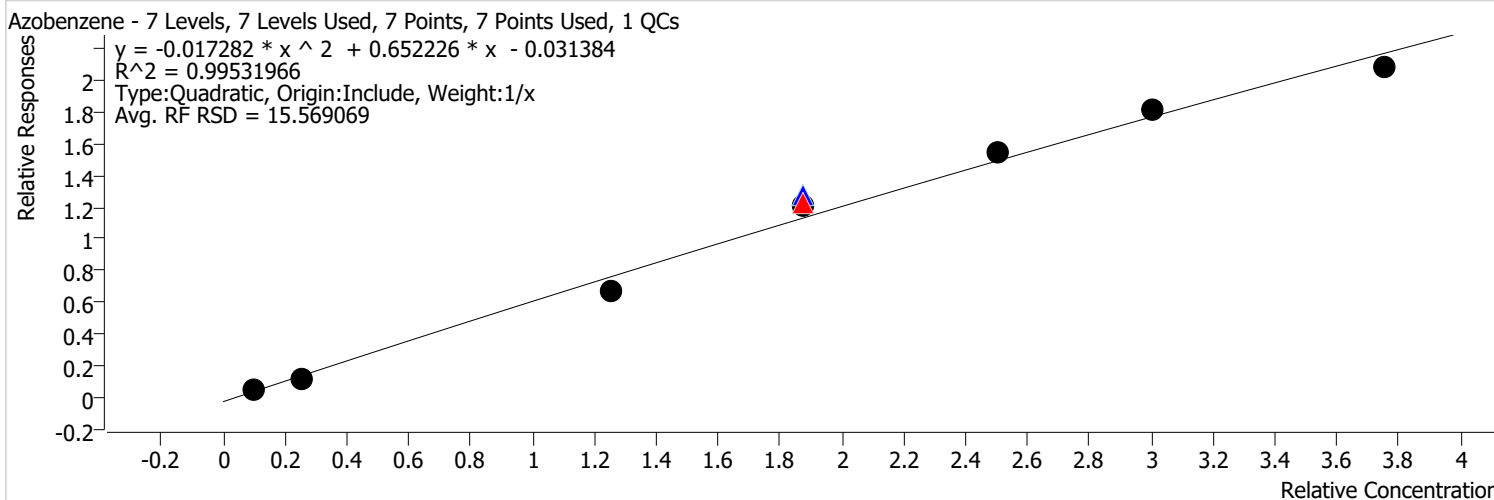


| Calibration STD Path | Cal Type | Level | Enabled | Resp. | Exp. Conc | Resp. Factor | Level RSD |
|--|-------------|-------|---------|---------|-----------|--------------|-----------|
| \\MASSHUNTER\Org\Data\SV5973N.I\sd122821\1 DOD bna\Dec2808.D | Calibration | 1 | x | 43255 | 4.0000 | 0.4745 | |
| \\MASSHUNTER\Org\Data\SV5973N.I\sd122821\1 DOD bna\Dec2807.D | Calibration | 2 | x | 98049 | 10.0000 | 0.4524 | |
| \\MASSHUNTER\Org\Data\SV5973N.I\sd122821\1 DOD bna\Dec2806.D | Calibration | 3 | x | 502656 | 50.0000 | 0.4231 | |
| \\MASSHUNTER\Org\Data\SV5973N.I\sd122321\DoD BNA 3\Dec2337.D | CC | CCV | x | 661020 | 75.0000 | 0.4672 | |
| \\MASSHUNTER\Org\Data\SV5973N.I\sd122821\1 DOD bna\Dec2809.D | QC | ICV | x | 1077388 | 75.0000 | 0.5400 | |
| \\MASSHUNTER\Org\Data\SV5973N.I\sd122821\1 DOD bna\Dec2805.D | Calibration | 4 | x | 755015 | 75.0000 | 0.4426 | |
| \\MASSHUNTER\Org\Data\SV5973N.I\sd122821\1 DOD bna\Dec2804.D | Calibration | 5 | x | 1029665 | 100.0000 | 0.4398 | |
| \\MASSHUNTER\Org\Data\SV5973N.I\sd122821\1 DOD bna\Dec2803.D | Calibration | 6 | x | 1294653 | 120.0000 | 0.4405 | |
| \\MASSHUNTER\Org\Data\SV5973N.I\sd122821\1 DOD bna\Dec2802.D | Calibration | 7 | x | 1635441 | 150.0000 | 0.4219 | |

Calibration Report

| | | | |
|---------------------|--|----------------------|-------------|
| Batch Path | \\MASSHUNTER\Org\Data\SV5973N.I\sd122821\1 DOD bna\QuantResults\122821 bna 1 CAL.batch.bin | Analyst Name | BL2000\sean |
| Analysis Time | 1/26/2022 3:44 PM | Reporter Name | BL2000\sean |
| Report Time | 1/26/2022 3:46:00 PM | Batch State | Processed |
| Last Calib Update | 12/29/2021 7:25 PM | Quant Report Version | 10.0 |
| Quant Batch Version | 10.0 | | |

Azobenzene %RSE = 12.6

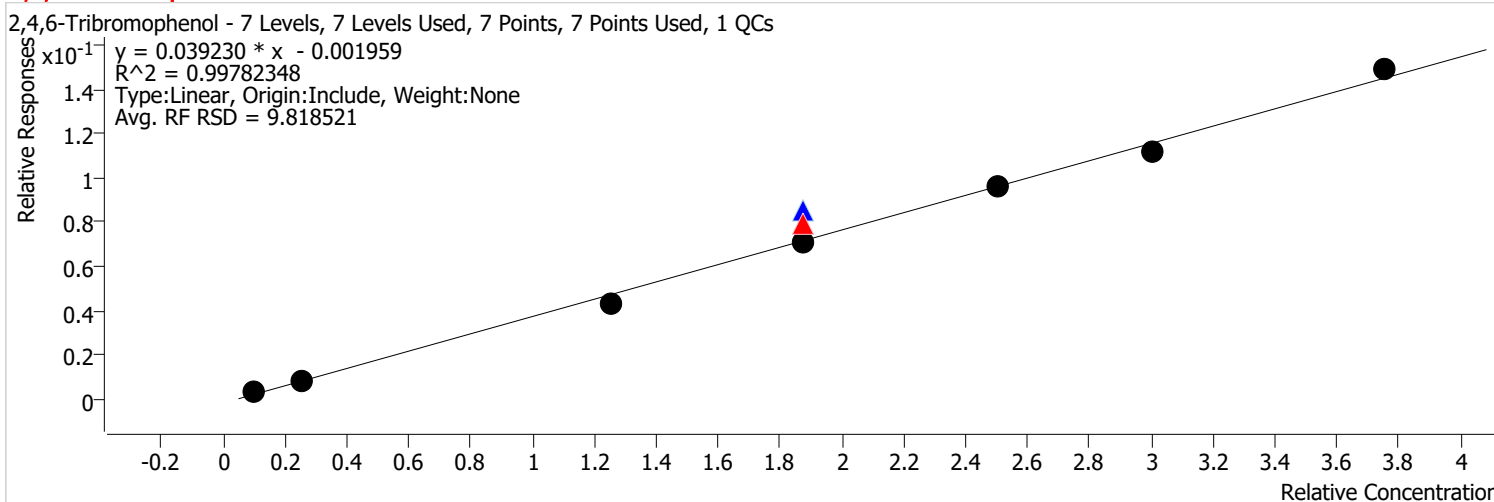


| Calibration STD Path | Cal Type | Level | Enabled | Resp. | Exp. Conc | Resp. Factor | Level RSD |
|--|-------------|-------|---------|---------|-----------|--------------|-----------|
| \\MASSHUNTER\Org\Data\SV5973N.I\sd122821\1 DOD bna\Dec2808.D | Calibration | 1 | x | 39656 | 4.0000 | 0.4350 | |
| \\MASSHUNTER\Org\Data\SV5973N.I\sd122821\1 DOD bna\Dec2807.D | Calibration | 2 | x | 94341 | 10.0000 | 0.4353 | |
| \\MASSHUNTER\Org\Data\SV5973N.I\sd122821\1 DOD bna\Dec2806.D | Calibration | 3 | x | 636779 | 50.0000 | 0.5361 | |
| \\MASSHUNTER\Org\Data\SV5973N.I\sd122321\DoD BNA 3\Dec2337.D | CC | CCV | x | 929826 | 75.0000 | 0.6572 | |
| \\MASSHUNTER\Org\Data\SV5973N.I\sd122821\1 DOD bna\Dec2809.D | QC | ICV | x | 1355208 | 75.0000 | 0.6793 | |
| \\MASSHUNTER\Org\Data\SV5973N.I\sd122821\1 DOD bna\Dec2805.D | Calibration | 4 | x | 1098194 | 75.0000 | 0.6438 | |
| \\MASSHUNTER\Org\Data\SV5973N.I\sd122821\1 DOD bna\Dec2804.D | Calibration | 5 | x | 1452604 | 100.0000 | 0.6204 | |
| \\MASSHUNTER\Org\Data\SV5973N.I\sd122821\1 DOD bna\Dec2803.D | Calibration | 6 | x | 1785109 | 120.0000 | 0.6074 | |
| \\MASSHUNTER\Org\Data\SV5973N.I\sd122821\1 DOD bna\Dec2802.D | Calibration | 7 | x | 2151663 | 150.0000 | 0.5551 | |

Calibration Report

| | | | |
|----------------------------|--|-----------------------------|-------------|
| Batch Path | \\MASSHUNTER\Org\Data\SV5973N.I\sd122821\1 DOD bna\QuantResults\122821 bna 1 CAL.batch.bin | Analyst Name | BL2000\sean |
| Analysis Time | 1/26/2022 3:44 PM | Reporter Name | BL2000\sean |
| Report Time | 1/26/2022 3:46:00 PM | Batch State | Processed |
| Last Calib Update | 12/29/2021 7:25 PM | Quant Report Version | 10.0 |
| Quant Batch Version | 10.0 | | |

2,4,6-Tribromophenol %RSE =

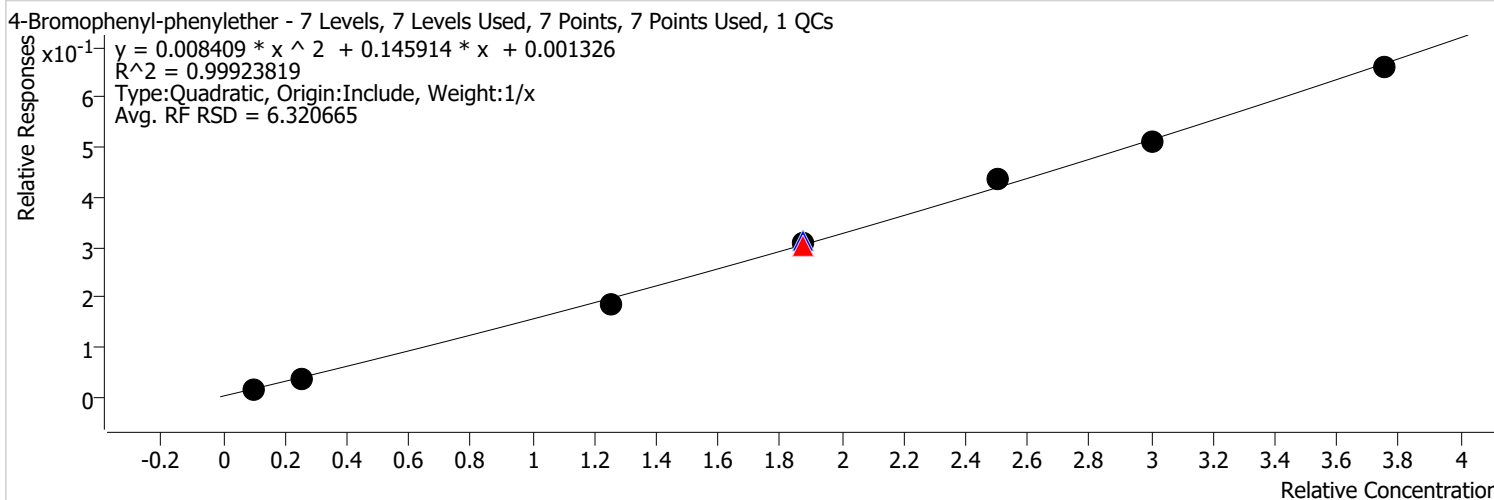


| Calibration STD Path | Cal Type | Level | Enabled | Resp. | Exp. Conc | Resp. Factor | Level RSD |
|--|-------------|-------|---------|--------|-----------|--------------|-----------|
| \\MASSHUNTER\Org\Data\SV5973N.I\sd122821\1 DOD bna\Dec2808.D | Calibration | 1 | x | 2881 | 4.0000 | 0.0316 | |
| \\MASSHUNTER\Org\Data\SV5973N.I\sd122821\1 DOD bna\Dec2807.D | Calibration | 2 | x | 6676 | 10.0000 | 0.0308 | |
| \\MASSHUNTER\Org\Data\SV5973N.I\sd122821\1 DOD bna\Dec2806.D | Calibration | 3 | x | 41514 | 50.0000 | 0.0349 | |
| \\MASSHUNTER\Org\Data\SV5973N.I\sd122321\DoD BNA 3\Dec2337.D | CC | CCV | x | 59767 | 75.0000 | 0.0422 | |
| \\MASSHUNTER\Org\Data\SV5973N.I\sd122821\1 DOD bna\Dec2809.D | QC | ICV | x | 91228 | 75.0000 | 0.0457 | |
| \\MASSHUNTER\Org\Data\SV5973N.I\sd122821\1 DOD bna\Dec2805.D | Calibration | 4 | x | 64861 | 75.0000 | 0.0380 | |
| \\MASSHUNTER\Org\Data\SV5973N.I\sd122821\1 DOD bna\Dec2804.D | Calibration | 5 | x | 90583 | 100.0000 | 0.0387 | |
| \\MASSHUNTER\Org\Data\SV5973N.I\sd122821\1 DOD bna\Dec2803.D | Calibration | 6 | x | 109588 | 120.0000 | 0.0373 | |
| \\MASSHUNTER\Org\Data\SV5973N.I\sd122821\1 DOD bna\Dec2802.D | Calibration | 7 | x | 154129 | 150.0000 | 0.0398 | |

Calibration Report

| | | | |
|---------------------|--|----------------------|-------------|
| Batch Path | \\MASSHUNTER\Org\Data\SV5973N.I\sd122821\1 DOD bna\QuantResults\122821 bna 1 CAL.batch.bin | Analyst Name | BL2000\sean |
| Analysis Time | 1/26/2022 3:44 PM | Reporter Name | BL2000\sean |
| Report Time | 1/26/2022 3:46:00 PM | Batch State | Processed |
| Last Calib Update | 12/29/2021 7:25 PM | Quant Report Version | 10.0 |
| Quant Batch Version | 10.0 | | |

4-Bromophenyl-phenylether %RSE = 3.4

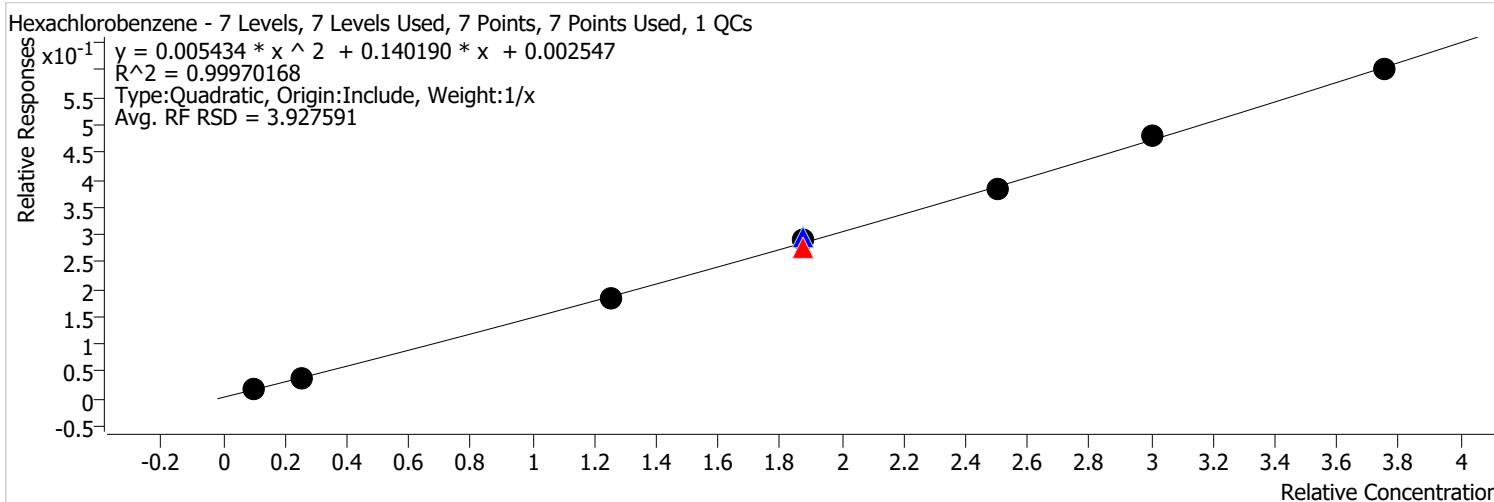


| Calibration STD Path | Cal Type | Level | Enabled | Resp. | Exp. Conc | Resp. Factor | Level RSD |
|--|-------------|-------|---------|--------|-----------|--------------|-----------|
| \\MASSHUNTER\Org\Data\SV5973N.I\sd122821\1 DOD bna\Dec2808.D | Calibration | 1 | x | 14937 | 4.0000 | 0.1638 | |
| \\MASSHUNTER\Org\Data\SV5973N.I\sd122821\1 DOD bna\Dec2807.D | Calibration | 2 | x | 32944 | 10.0000 | 0.1520 | |
| \\MASSHUNTER\Org\Data\SV5973N.I\sd122821\1 DOD bna\Dec2806.D | Calibration | 3 | x | 177328 | 50.0000 | 0.1493 | |
| \\MASSHUNTER\Org\Data\SV5973N.I\sd122321\DoD BNA 3\Dec2337.D | CC | CCV | x | 227840 | 75.0000 | 0.1610 | |
| \\MASSHUNTER\Org\Data\SV5973N.I\sd122821\1 DOD bna\Dec2809.D | QC | ICV | x | 330785 | 75.0000 | 0.1658 | |
| \\MASSHUNTER\Org\Data\SV5973N.I\sd122821\1 DOD bna\Dec2805.D | Calibration | 4 | x | 280063 | 75.0000 | 0.1642 | |
| \\MASSHUNTER\Org\Data\SV5973N.I\sd122821\1 DOD bna\Dec2804.D | Calibration | 5 | x | 407509 | 100.0000 | 0.1740 | |
| \\MASSHUNTER\Org\Data\SV5973N.I\sd122821\1 DOD bna\Dec2803.D | Calibration | 6 | x | 502325 | 120.0000 | 0.1709 | |
| \\MASSHUNTER\Org\Data\SV5973N.I\sd122821\1 DOD bna\Dec2802.D | Calibration | 7 | x | 681341 | 150.0000 | 0.1758 | |

Calibration Report

| | | | |
|---------------------|--|----------------------|-------------|
| Batch Path | \\MASSHUNTER\Org\Data\SV5973N.I\sd122821\1 DOD bna\QuantResults\122821 bna 1 CAL.batch.bin | Analyst Name | BL2000\sean |
| Analysis Time | 1/26/2022 3:44 PM | Reporter Name | BL2000\sean |
| Report Time | 1/26/2022 3:46:00 PM | Batch State | Processed |
| Last Calib Update | 12/29/2021 7:25 PM | Quant Report Version | 10.0 |
| Quant Batch Version | 10.0 | | |

Hexachlorobenzene %RSE = 2.3

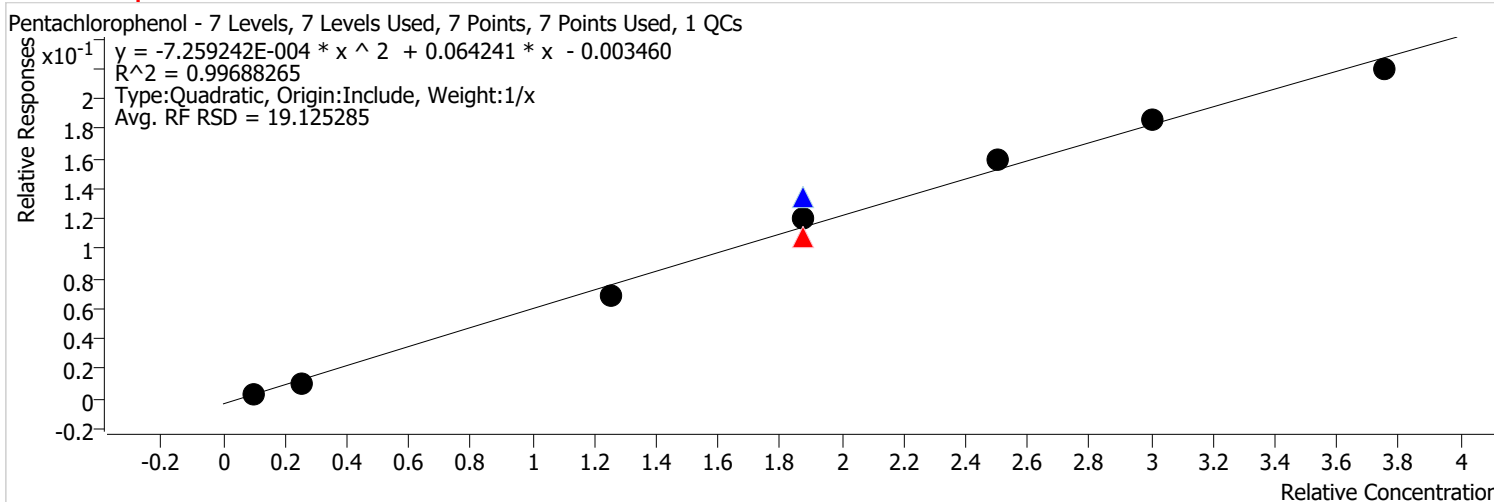


| Calibration STD Path | Cal Type | Level | Enabled | Resp. | Exp. Conc | Resp. Factor | Level RSD |
|--|-------------|-------|---------|--------|-----------|--------------|-----------|
| \\MASSHUNTER\Org\Data\SV5973N.I\sd122821\1 DOD bna\Dec2808.D | Calibration | 1 | x | 14966 | 4.0000 | 0.1642 | |
| \\MASSHUNTER\Org\Data\SV5973N.I\sd122821\1 DOD bna\Dec2807.D | Calibration | 2 | x | 33617 | 10.0000 | 0.1551 | |
| \\MASSHUNTER\Org\Data\SV5973N.I\sd122821\1 DOD bna\Dec2806.D | Calibration | 3 | x | 172867 | 50.0000 | 0.1455 | |
| \\MASSHUNTER\Org\Data\SV5973N.I\sd122321\DoD BNA 3\Dec2337.D | CC | CCV | x | 209134 | 75.0000 | 0.1478 | |
| \\MASSHUNTER\Org\Data\SV5973N.I\sd122821\1 DOD bna\Dec2809.D | QC | ICV | x | 315362 | 75.0000 | 0.1581 | |
| \\MASSHUNTER\Org\Data\SV5973N.I\sd122821\1 DOD bna\Dec2805.D | Calibration | 4 | x | 263433 | 75.0000 | 0.1544 | |
| \\MASSHUNTER\Org\Data\SV5973N.I\sd122821\1 DOD bna\Dec2804.D | Calibration | 5 | x | 357252 | 100.0000 | 0.1526 | |
| \\MASSHUNTER\Org\Data\SV5973N.I\sd122821\1 DOD bna\Dec2803.D | Calibration | 6 | x | 470415 | 120.0000 | 0.1601 | |
| \\MASSHUNTER\Org\Data\SV5973N.I\sd122821\1 DOD bna\Dec2802.D | Calibration | 7 | x | 620945 | 150.0000 | 0.1602 | |

Calibration Report

| | | | |
|----------------------------|--|-----------------------------|-------------|
| Batch Path | \\MASSHUNTER\Org\Data\SV5973N.I\sd122821\1 DOD bna\QuantResults\122821 bna 1 CAL.batch.bin | Analyst Name | BL2000\sean |
| Analysis Time | 1/26/2022 3:44 PM | Reporter Name | BL2000\sean |
| Report Time | 1/26/2022 3:46:00 PM | Batch State | Processed |
| Last Calib Update | 12/29/2021 7:25 PM | Quant Report Version | 10.0 |
| Quant Batch Version | 10.0 | | |

Pentachlorophenol %RSE = 10.4

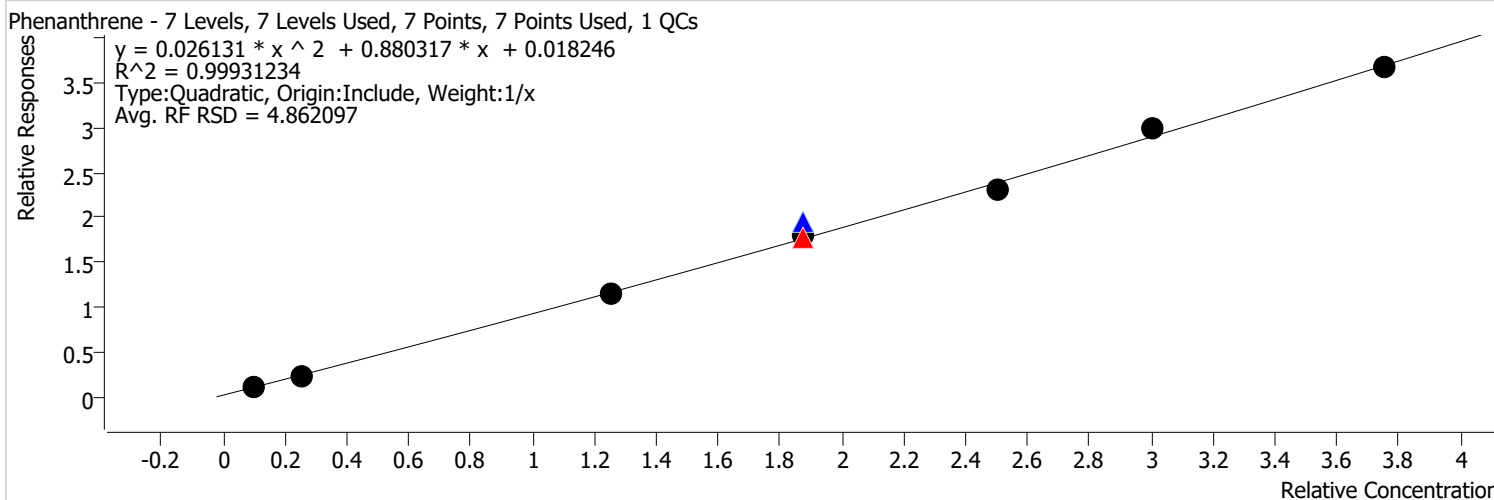


| Calibration STD Path | Cal Type | Level | Enabled | Resp. | Exp. Conc | Resp. Factor | Level RSD |
|--|-------------|-------|---------|--------|-----------|--------------|-----------|
| \\MASSHUNTER\Org\Data\SV5973N.I\sd122821\1 DOD bna\Dec2808.D | Calibration | 1 | x | 3436 | 4.0000 | 0.0377 | |
| \\MASSHUNTER\Org\Data\SV5973N.I\sd122821\1 DOD bna\Dec2807.D | Calibration | 2 | x | 9351 | 10.0000 | 0.0431 | |
| \\MASSHUNTER\Org\Data\SV5973N.I\sd122821\1 DOD bna\Dec2806.D | Calibration | 3 | x | 65004 | 50.0000 | 0.0547 | |
| \\MASSHUNTER\Org\Data\SV5973N.I\sd122321\DoD BNA 3\Dec2337.D | CC | CCV | x | 81633 | 75.0000 | 0.0577 | |
| \\MASSHUNTER\Org\Data\SV5973N.I\sd122821\1 DOD bna\Dec2809.D | QC | ICV | x | 144134 | 75.0000 | 0.0722 | |
| \\MASSHUNTER\Org\Data\SV5973N.I\sd122821\1 DOD bna\Dec2805.D | Calibration | 4 | x | 108974 | 75.0000 | 0.0639 | |
| \\MASSHUNTER\Org\Data\SV5973N.I\sd122821\1 DOD bna\Dec2804.D | Calibration | 5 | x | 149246 | 100.0000 | 0.0637 | |
| \\MASSHUNTER\Org\Data\SV5973N.I\sd122821\1 DOD bna\Dec2803.D | Calibration | 6 | x | 182959 | 120.0000 | 0.0623 | |
| \\MASSHUNTER\Org\Data\SV5973N.I\sd122821\1 DOD bna\Dec2802.D | Calibration | 7 | x | 226760 | 150.0000 | 0.0585 | |

Calibration Report

| | | | |
|----------------------------|--|-----------------------------|-------------|
| Batch Path | \\MASSHUNTER\Org\Data\SV5973N.I\sd122821\1 DOD bna\QuantResults\122821 bna 1 CAL.batch.bin | Analyst Name | BL2000\sean |
| Analysis Time | 1/26/2022 3:44 PM | Reporter Name | BL2000\sean |
| Report Time | 1/26/2022 3:46:00 PM | Batch State | Processed |
| Last Calib Update | 12/29/2021 7:25 PM | Quant Report Version | 10.0 |
| Quant Batch Version | 10.0 | | |

Phenanthrene %RSE = 2.5



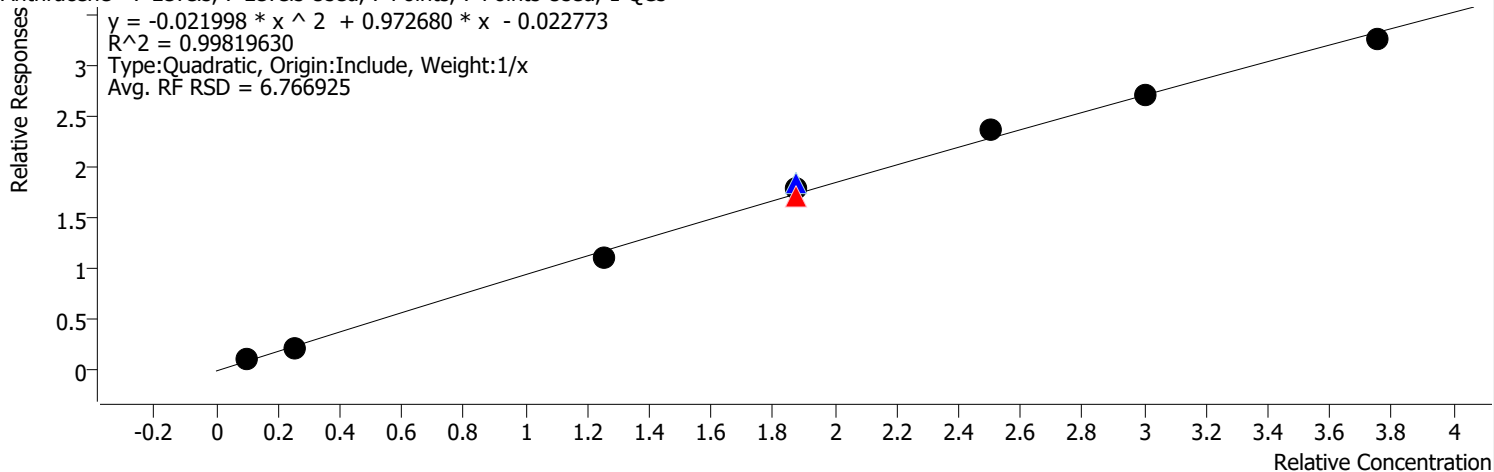
| Calibration STD Path | Cal Type | Level | Enabled | Resp. | Exp. Conc | Resp. Factor | Level RSD |
|--|-------------|-------|---------|---------|-----------|--------------|-----------|
| \\MASSHUNTER\Org\Data\SV5973N.I\sd122821\1 DOD bna\Dec2808.D | Calibration | 1 | x | 96351 | 4.0000 | 1.0569 | |
| \\MASSHUNTER\Org\Data\SV5973N.I\sd122821\1 DOD bna\Dec2807.D | Calibration | 2 | x | 210303 | 10.0000 | 0.9704 | |
| \\MASSHUNTER\Org\Data\SV5973N.I\sd122821\1 DOD bna\Dec2806.D | Calibration | 3 | x | 1095090 | 50.0000 | 0.9219 | |
| \\MASSHUNTER\Org\Data\SV5973N.I\sd122321\DoD BNA 3\Dec2337.D | CC | CCV | x | 1329738 | 75.0000 | 0.9399 | |
| \\MASSHUNTER\Org\Data\SV5973N.I\sd122821\1 DOD bna\Dec2809.D | QC | ICV | x | 2061064 | 75.0000 | 1.0331 | |
| \\MASSHUNTER\Org\Data\SV5973N.I\sd122821\1 DOD bna\Dec2805.D | Calibration | 4 | x | 1630245 | 75.0000 | 0.9557 | |
| \\MASSHUNTER\Org\Data\SV5973N.I\sd122821\1 DOD bna\Dec2804.D | Calibration | 5 | x | 2148983 | 100.0000 | 0.9178 | |
| \\MASSHUNTER\Org\Data\SV5973N.I\sd122821\1 DOD bna\Dec2803.D | Calibration | 6 | x | 2917397 | 120.0000 | 0.9927 | |
| \\MASSHUNTER\Org\Data\SV5973N.I\sd122821\1 DOD bna\Dec2802.D | Calibration | 7 | x | 3788593 | 150.0000 | 0.9773 | |

Calibration Report

| | | | |
|----------------------------|--|-----------------------------|-------------|
| Batch Path | \\MASSHUNTER\Org\Data\SV5973N.I\sd122821\1 DOD bna\QuantResults\122821 bna 1 CAL.batch.bin | Analyst Name | BL2000\sean |
| Analysis Time | 1/26/2022 3:44 PM | Reporter Name | BL2000\sean |
| Report Time | 1/26/2022 3:46:00 PM | Batch State | Processed |
| Last Calib Update | 12/29/2021 7:25 PM | Quant Report Version | 10.0 |
| Quant Batch Version | 10.0 | | |

Anthracene %RSE = 8.5

Anthracene - 7 Levels, 7 Levels Used, 7 Points, 7 Points Used, 1 QCs

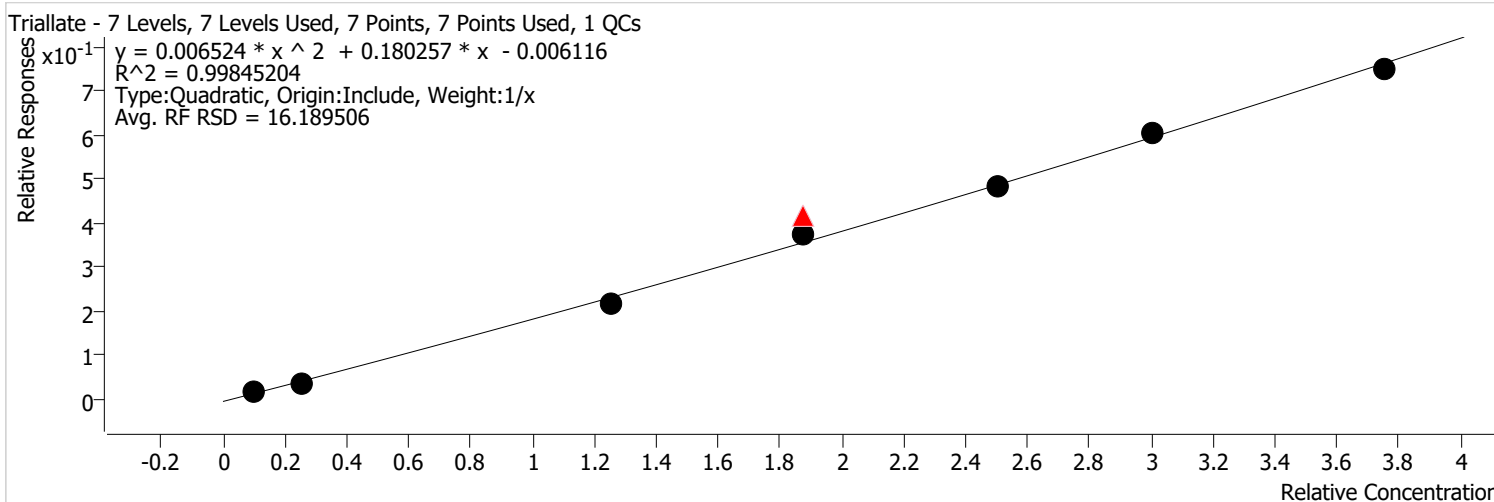


| Calibration STD Path | Cal Type | Level | Enabled | Resp. | Exp. Conc | Resp. Factor | Level RSD |
|--|-------------|-------|---------|---------|-----------|--------------|-----------|
| \\MASSHUNTER\Org\Data\SV5973N.I\sd122821\1 DOD bna\Dec2808.D | Calibration | 1 | x | 77101 | 4.0000 | 0.8457 | |
| \\MASSHUNTER\Org\Data\SV5973N.I\sd122821\1 DOD bna\Dec2807.D | Calibration | 2 | x | 169178 | 10.0000 | 0.7807 | |
| \\MASSHUNTER\Org\Data\SV5973N.I\sd122821\1 DOD bna\Dec2806.D | Calibration | 3 | x | 1029890 | 50.0000 | 0.8670 | |
| \\MASSHUNTER\Org\Data\SV5973N.I\sd122321\DoD BNA 3\Dec2337.D | CC | CCV | x | 1277938 | 75.0000 | 0.9033 | |
| \\MASSHUNTER\Org\Data\SV5973N.I\sd122821\1 DOD bna\Dec2809.D | QC | ICV | x | 1951879 | 75.0000 | 0.9784 | |
| \\MASSHUNTER\Org\Data\SV5973N.I\sd122821\1 DOD bna\Dec2805.D | Calibration | 4 | x | 1623433 | 75.0000 | 0.9517 | |
| \\MASSHUNTER\Org\Data\SV5973N.I\sd122821\1 DOD bna\Dec2804.D | Calibration | 5 | x | 2212422 | 100.0000 | 0.9449 | |
| \\MASSHUNTER\Org\Data\SV5973N.I\sd122821\1 DOD bna\Dec2803.D | Calibration | 6 | x | 2649797 | 120.0000 | 0.9017 | |
| \\MASSHUNTER\Org\Data\SV5973N.I\sd122821\1 DOD bna\Dec2802.D | Calibration | 7 | x | 3353992 | 150.0000 | 0.8652 | |

Calibration Report

| | | | |
|---------------------|--|----------------------|-------------|
| Batch Path | \\MASSHUNTER\Org\Data\SV5973N.I\sd122821\1 DOD bna\QuantResults\122821 bna 1 CAL.batch.bin | Analyst Name | BL2000\sean |
| Analysis Time | 1/26/2022 3:44 PM | Reporter Name | BL2000\sean |
| Report Time | 1/26/2022 3:46:01 PM | Batch State | Processed |
| Last Calib Update | 12/29/2021 7:25 PM | Quant Report Version | 10.0 |
| Quant Batch Version | 10.0 | | |

Triallate %RSE = 10.6



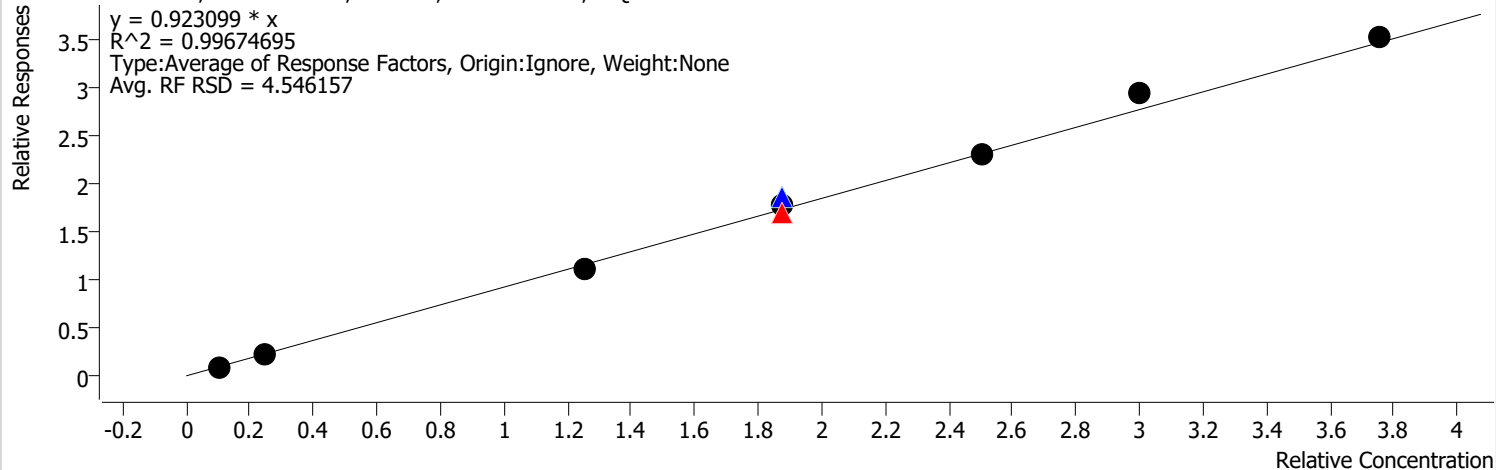
| Calibration STD Path | Cal Type | Level | Enabled | Resp. | Exp. Conc | Resp. Factor | Level RSD |
|--|-------------|-------|---------|--------|-----------|--------------|-----------|
| \\MASSHUNTER\Org\Data\SV5973N.I\sd122821\1 DOD bna\Dec2808.D | Calibration | 1 | x | 13258 | 4.0000 | 0.1454 | |
| \\MASSHUNTER\Org\Data\SV5973N.I\sd122821\1 DOD bna\Dec2807.D | Calibration | 2 | x | 28381 | 10.0000 | 0.1310 | |
| \\MASSHUNTER\Org\Data\SV5973N.I\sd122821\1 DOD bna\Dec2806.D | Calibration | 3 | x | 208245 | 50.0000 | 0.1753 | |
| \\MASSHUNTER\Org\Data\SV5973N.I\sd122321\DoD BNA 3\Dec2337.D | CC | CCV | x | 312421 | 75.0000 | 0.2208 | |
| \\MASSHUNTER\Org\Data\SV5973N.I\sd122821\1 DOD bna\Dec2809.D | QC | ICV | x | 443593 | 75.0000 | 0.2223 | |
| \\MASSHUNTER\Org\Data\SV5973N.I\sd122821\1 DOD bna\Dec2805.D | Calibration | 4 | x | 338494 | 75.0000 | 0.1984 | |
| \\MASSHUNTER\Org\Data\SV5973N.I\sd122821\1 DOD bna\Dec2804.D | Calibration | 5 | x | 452135 | 100.0000 | 0.1931 | |
| \\MASSHUNTER\Org\Data\SV5973N.I\sd122821\1 DOD bna\Dec2803.D | Calibration | 6 | x | 594643 | 120.0000 | 0.2023 | |
| \\MASSHUNTER\Org\Data\SV5973N.I\sd122821\1 DOD bna\Dec2802.D | Calibration | 7 | x | 772724 | 150.0000 | 0.1993 | |

Calibration Report

| | | | |
|---------------------|--|----------------------|-------------|
| Batch Path | \\MASSHUNTER\Org\Data\SV5973N.I\sd122821\1 DOD bna\QuantResults\122821 bna 1 CAL.batch.bin | Analyst Name | BL2000\sean |
| Analysis Time | 1/26/2022 3:44 PM | Reporter Name | BL2000\sean |
| Report Time | 1/26/2022 3:46:01 PM | Batch State | Processed |
| Last Calib Update | 12/29/2021 7:25 PM | Quant Report Version | 10.0 |
| Quant Batch Version | 10.0 | | |

Carbazole %RSE = 4.5

Carbazole - 7 Levels, 7 Levels Used, 7 Points, 7 Points Used, 1 QCs



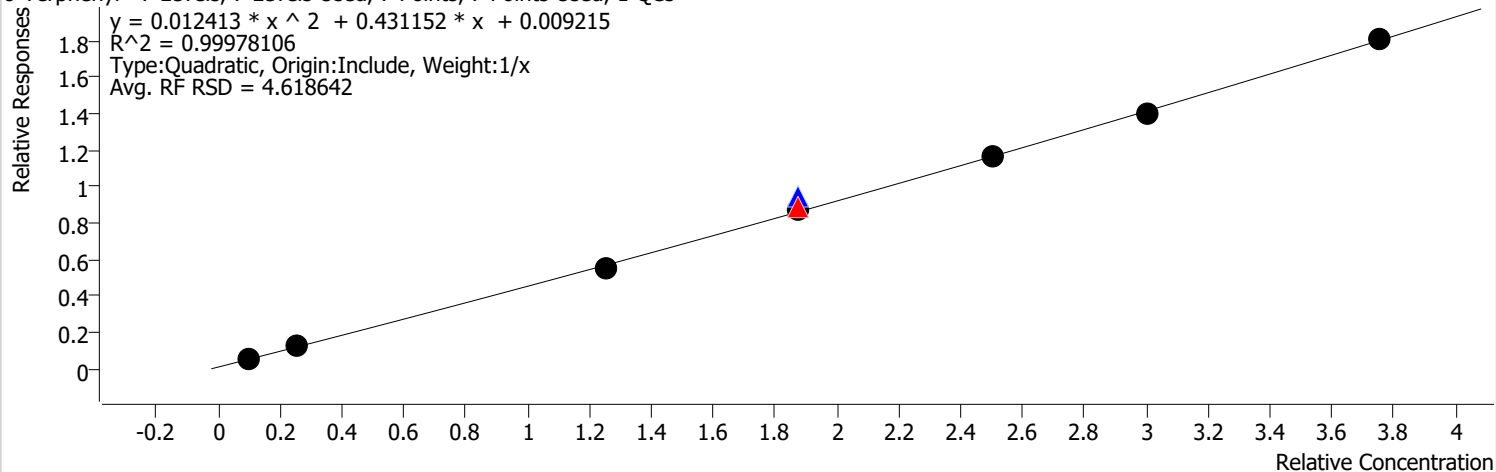
| Calibration STD Path | Cal Type | Level | Enabled | Resp. | Exp. Conc | Resp. Factor | Level RSD |
|--|-------------|-------|---------|---------|-----------|--------------|-----------|
| \\MASSHUNTER\Org\Data\SV5973N.I\sd122821\1 DOD bna\Dec2808.D | Calibration | 1 | x | 86277 | 4.0000 | 0.9464 | |
| \\MASSHUNTER\Org\Data\SV5973N.I\sd122821\1 DOD bna\Dec2807.D | Calibration | 2 | x | 184323 | 10.0000 | 0.8506 | |
| \\MASSHUNTER\Org\Data\SV5973N.I\sd122821\1 DOD bna\Dec2806.D | Calibration | 3 | x | 1056028 | 50.0000 | 0.8890 | |
| \\MASSHUNTER\Org\Data\SV5973N.I\sd122321\DoD BNA 3\Dec2337.D | CC | CCV | x | 1276608 | 75.0000 | 0.9023 | |
| \\MASSHUNTER\Org\Data\SV5973N.I\sd122821\1 DOD bna\Dec2809.D | QC | ICV | x | 1968441 | 75.0000 | 0.9867 | |
| \\MASSHUNTER\Org\Data\SV5973N.I\sd122821\1 DOD bna\Dec2805.D | Calibration | 4 | x | 1606880 | 75.0000 | 0.9420 | |
| \\MASSHUNTER\Org\Data\SV5973N.I\sd122821\1 DOD bna\Dec2804.D | Calibration | 5 | x | 2150549 | 100.0000 | 0.9185 | |
| \\MASSHUNTER\Org\Data\SV5973N.I\sd122821\1 DOD bna\Dec2803.D | Calibration | 6 | x | 2874314 | 120.0000 | 0.9781 | |
| \\MASSHUNTER\Org\Data\SV5973N.I\sd122821\1 DOD bna\Dec2802.D | Calibration | 7 | x | 3633136 | 150.0000 | 0.9372 | |

Calibration Report

| | | | |
|----------------------------|--|-----------------------------|-------------|
| Batch Path | \\MASSHUNTER\Org\Data\SV5973N.I\sd122821\1 DOD bna\QuantResults\122821 bna 1 CAL.batch.bin | Analyst Name | BL2000\sean |
| Analysis Time | 1/26/2022 3:44 PM | Reporter Name | BL2000\sean |
| Report Time | 1/26/2022 3:46:01 PM | Batch State | Processed |
| Last Calib Update | 12/29/2021 7:25 PM | Quant Report Version | 10.0 |
| Quant Batch Version | 10.0 | | |

o-Terphenyl %RSE = 2.5

o-Terphenyl - 7 Levels, 7 Levels Used, 7 Points, 7 Points Used, 1 QCs

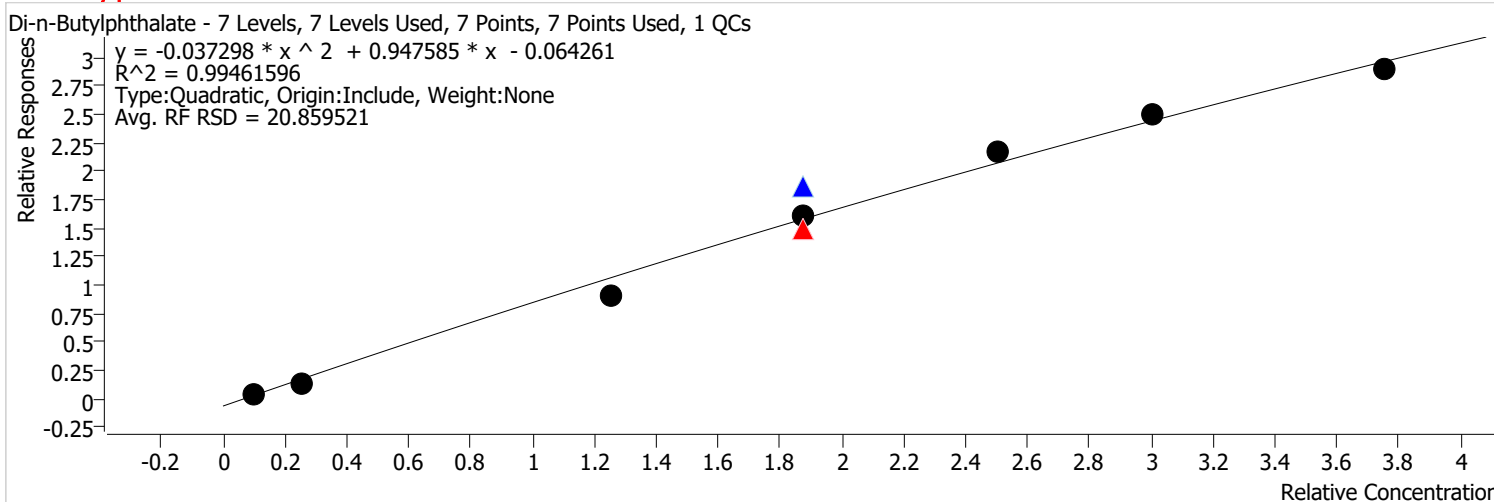


| Calibration STD Path | Cal Type | Level | Enabled | Resp. | Exp. Conc | Resp. Factor | Level RSD |
|--|-------------|-------|---------|---------|-----------|--------------|-----------|
| \\MASSHUNTER\Org\Data\SV5973N.I\sd122821\1 DOD bna\Dec2808.D | Calibration | 1 | x | 46926 | 4.0000 | 0.5147 | |
| \\MASSHUNTER\Org\Data\SV5973N.I\sd122821\1 DOD bna\Dec2807.D | Calibration | 2 | x | 104985 | 10.0000 | 0.4845 | |
| \\MASSHUNTER\Org\Data\SV5973N.I\sd122821\1 DOD bna\Dec2806.D | Calibration | 3 | x | 526845 | 50.0000 | 0.4435 | |
| \\MASSHUNTER\Org\Data\SV5973N.I\sd122321\DoD BNA 3\Dec2337.D | CC | CCV | x | 667184 | 75.0000 | 0.4716 | |
| \\MASSHUNTER\Org\Data\SV5973N.I\sd122821\1 DOD bna\Dec2809.D | QC | ICV | x | 1010462 | 75.0000 | 0.5065 | |
| \\MASSHUNTER\Org\Data\SV5973N.I\sd122821\1 DOD bna\Dec2805.D | Calibration | 4 | x | 801512 | 75.0000 | 0.4699 | |
| \\MASSHUNTER\Org\Data\SV5973N.I\sd122821\1 DOD bna\Dec2804.D | Calibration | 5 | x | 1088882 | 100.0000 | 0.4651 | |
| \\MASSHUNTER\Org\Data\SV5973N.I\sd122821\1 DOD bna\Dec2803.D | Calibration | 6 | x | 1372899 | 120.0000 | 0.4672 | |
| \\MASSHUNTER\Org\Data\SV5973N.I\sd122821\1 DOD bna\Dec2802.D | Calibration | 7 | x | 1867487 | 150.0000 | 0.4818 | |

Calibration Report

| | | | |
|---------------------|--|----------------------|-------------|
| Batch Path | \\MASSHUNTER\Org\Data\SV5973N.I\sd122821\1 DOD bna\QuantResults\122821 bna 1 CAL.batch.bin | Analyst Name | BL2000\sean |
| Analysis Time | 1/26/2022 3:44 PM | Reporter Name | BL2000\sean |
| Report Time | 1/26/2022 3:46:01 PM | Batch State | Processed |
| Last Calib Update | 12/29/2021 7:25 PM | Quant Report Version | 10.0 |
| Quant Batch Version | 10.0 | | |

Di-n-Butylphthalate %RSE = 15.1

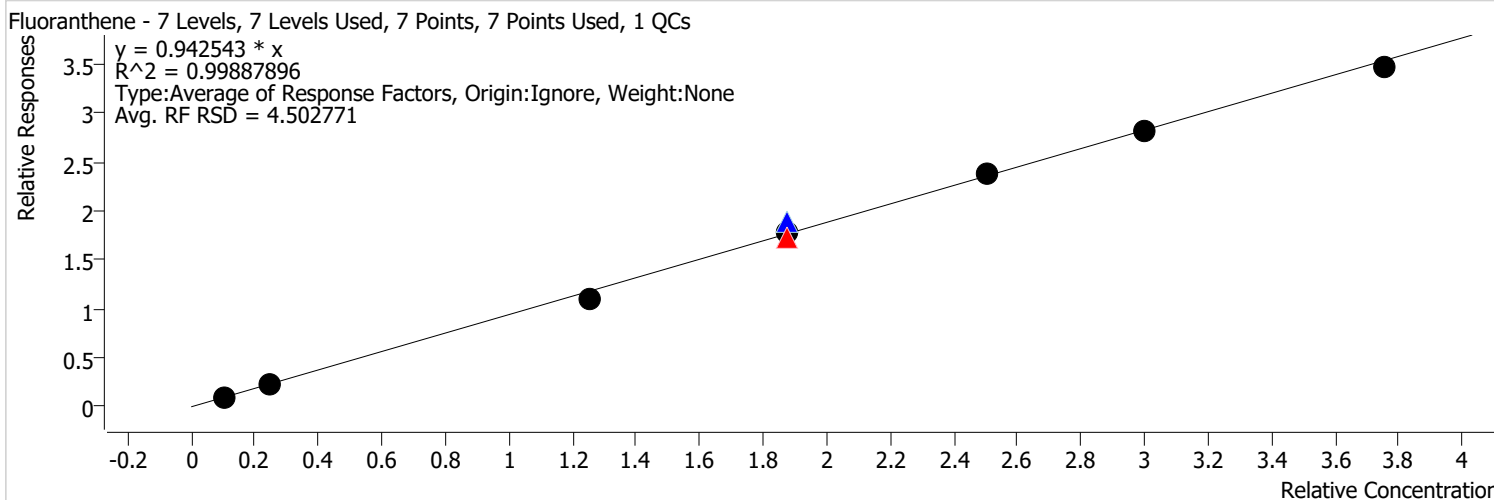


| Calibration STD Path | Cal Type | Level | Enabled | Resp. | Exp. Conc | Resp. Factor | Level RSD |
|--|-------------|-------|---------|---------|-----------|--------------|-----------|
| \\MASSHUNTER\Org\Data\SV5973N.I\sd122821\1 DOD bna\Dec2808.D | Calibration | 1 | x | 44949 | 4.0000 | 0.4930 | |
| \\MASSHUNTER\Org\Data\SV5973N.I\sd122821\1 DOD bna\Dec2807.D | Calibration | 2 | x | 118476 | 10.0000 | 0.5467 | |
| \\MASSHUNTER\Org\Data\SV5973N.I\sd122821\1 DOD bna\Dec2806.D | Calibration | 3 | x | 851605 | 50.0000 | 0.7169 | |
| \\MASSHUNTER\Org\Data\SV5973N.I\sd122321\DoD BNA 3\Dec2337.D | CC | CCV | x | 1126112 | 75.0000 | 0.7960 | |
| \\MASSHUNTER\Org\Data\SV5973N.I\sd122821\1 DOD bna\Dec2809.D | QC | ICV | x | 1988685 | 75.0000 | 0.9968 | |
| \\MASSHUNTER\Org\Data\SV5973N.I\sd122821\1 DOD bna\Dec2805.D | Calibration | 4 | x | 1466232 | 75.0000 | 0.8595 | |
| \\MASSHUNTER\Org\Data\SV5973N.I\sd122821\1 DOD bna\Dec2804.D | Calibration | 5 | x | 2028911 | 100.0000 | 0.8665 | |
| \\MASSHUNTER\Org\Data\SV5973N.I\sd122821\1 DOD bna\Dec2803.D | Calibration | 6 | x | 2452963 | 120.0000 | 0.8347 | |
| \\MASSHUNTER\Org\Data\SV5973N.I\sd122821\1 DOD bna\Dec2802.D | Calibration | 7 | x | 2991931 | 150.0000 | 0.7718 | |

Calibration Report

| | | | |
|----------------------------|--|-----------------------------|-------------|
| Batch Path | \\MASSHUNTER\Org\Data\SV5973N.I\sd122821\1 DOD bna\QuantResults\122821 bna 1 CAL.batch.bin | Analyst Name | BL2000\sean |
| Analysis Time | 1/26/2022 3:44 PM | Reporter Name | BL2000\sean |
| Report Time | 1/26/2022 3:46:01 PM | Batch State | Processed |
| Last Calib Update | 12/29/2021 7:25 PM | Quant Report Version | 10.0 |
| Quant Batch Version | 10.0 | | |

Fluoranthene %RSE = 4.5

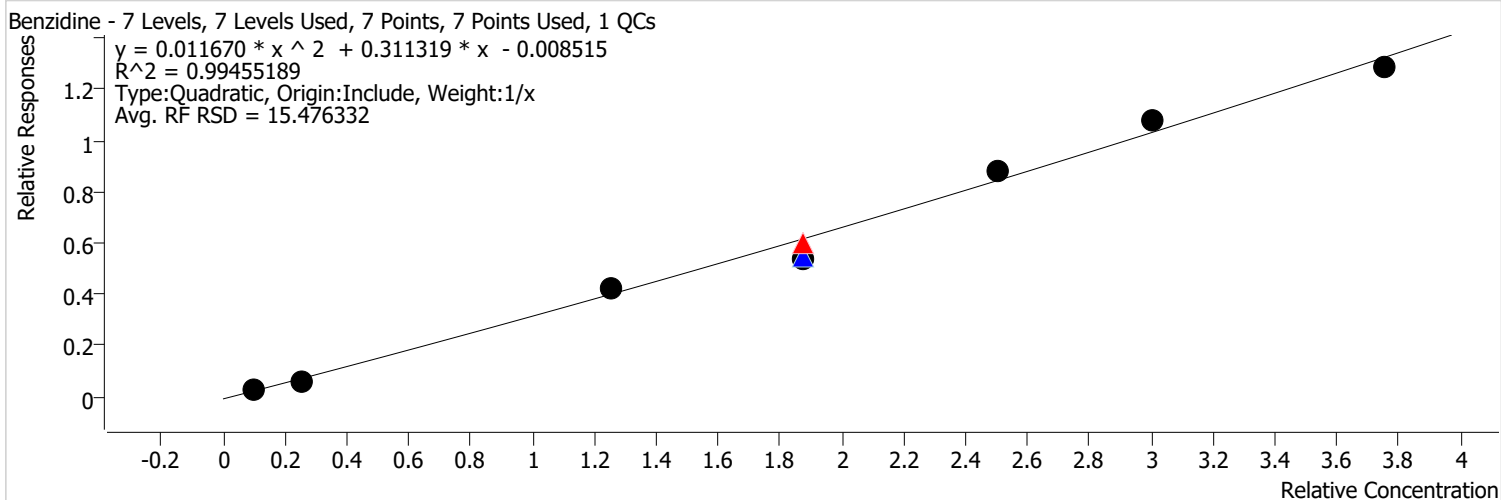


| Calibration STD Path | Cal Type | Level | Enabled | Resp. | Exp. Conc | Resp. Factor | Level RSD |
|--|-------------|-------|---------|---------|-----------|--------------|-----------|
| \\MASSHUNTER\Org\Data\SV5973N.I\sd122821\1 DOD bna\Dec2808.D | Calibration | 1 | x | 93501 | 4.0000 | 1.0256 | |
| \\MASSHUNTER\Org\Data\SV5973N.I\sd122821\1 DOD bna\Dec2807.D | Calibration | 2 | x | 201689 | 10.0000 | 0.9307 | |
| \\MASSHUNTER\Org\Data\SV5973N.I\sd122821\1 DOD bna\Dec2806.D | Calibration | 3 | x | 1051419 | 50.0000 | 0.8851 | |
| \\MASSHUNTER\Org\Data\SV5973N.I\sd122321\DoD BNA 3\Dec2337.D | CC | CCV | x | 1304399 | 75.0000 | 0.9220 | |
| \\MASSHUNTER\Org\Data\SV5973N.I\sd122821\1 DOD bna\Dec2809.D | QC | ICV | x | 2009342 | 75.0000 | 1.0072 | |
| \\MASSHUNTER\Org\Data\SV5973N.I\sd122821\1 DOD bna\Dec2805.D | Calibration | 4 | x | 1609940 | 75.0000 | 0.9438 | |
| \\MASSHUNTER\Org\Data\SV5973N.I\sd122821\1 DOD bna\Dec2804.D | Calibration | 5 | x | 2227987 | 100.0000 | 0.9516 | |
| \\MASSHUNTER\Org\Data\SV5973N.I\sd122821\1 DOD bna\Dec2803.D | Calibration | 6 | x | 2755162 | 120.0000 | 0.9375 | |
| \\MASSHUNTER\Org\Data\SV5973N.I\sd122821\1 DOD bna\Dec2802.D | Calibration | 7 | x | 3579977 | 150.0000 | 0.9235 | |

Calibration Report

| | | | |
|---------------------|--|----------------------|-------------|
| Batch Path | \\MASSHUNTER\Org\Data\SV5973N.I\sd122821\1 DOD bna\QuantResults\122821 bna 1 CAL.batch.bin | Analyst Name | BL2000\sean |
| Analysis Time | 1/26/2022 3:44 PM | Reporter Name | BL2000\sean |
| Report Time | 1/26/2022 3:46:01 PM | Batch State | Processed |
| Last Calib Update | 12/29/2021 7:25 PM | Quant Report Version | 10.0 |
| Quant Batch Version | 10.0 | | |

Benzidine %RSE = 9.8

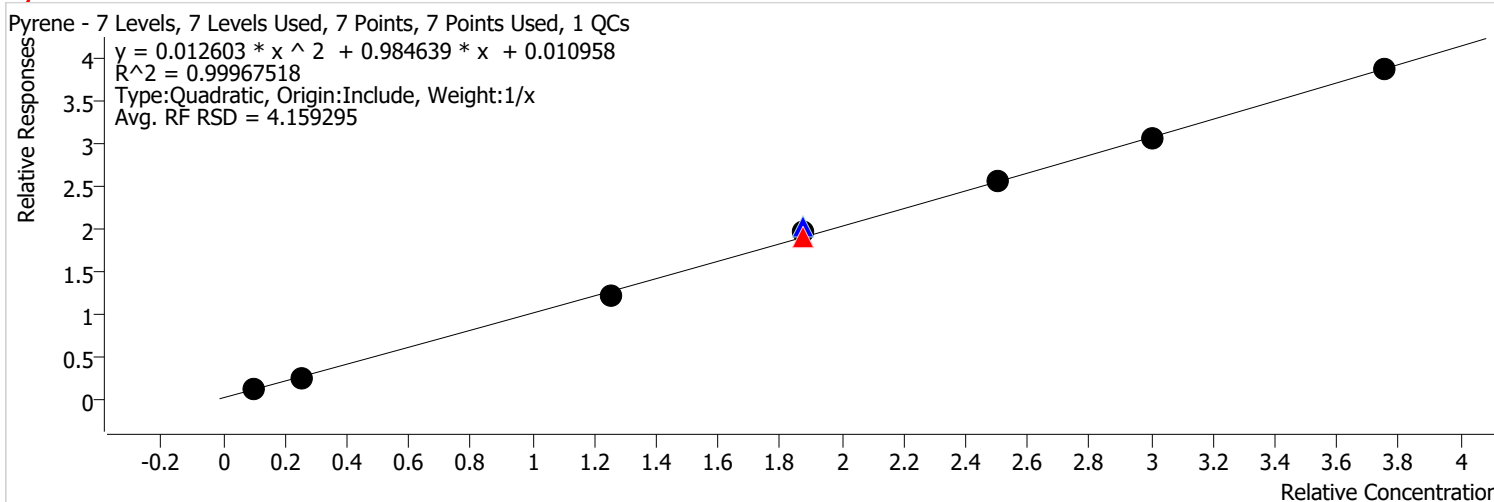


| Calibration STD Path | Cal Type | Level | Enabled | Resp. | Exp. Conc | Resp. Factor | Level RSD |
|--|-------------|-------|---------|---------|-----------|--------------|-----------|
| \\MASSHUNTER\Org\Data\SV5973N.I\sd122821\1 DOD bna\Dec2808.D | Calibration | 1 | x | 22905 | 4.0000 | 0.2512 | |
| \\MASSHUNTER\Org\Data\SV5973N.I\sd122821\1 DOD bna\Dec2807.D | Calibration | 2 | x | 54477 | 10.0000 | 0.2514 | |
| \\MASSHUNTER\Org\Data\SV5973N.I\sd122821\1 DOD bna\Dec2806.D | Calibration | 3 | x | 406985 | 50.0000 | 0.3426 | |
| \\MASSHUNTER\Org\Data\SV5973N.I\sd122321\DoD BNA 3\Dec2337.D | CC | CCV | x | 450683 | 75.0000 | 0.3185 | |
| \\MASSHUNTER\Org\Data\SV5973N.I\sd122821\1 DOD bna\Dec2809.D | QC | ICV | x | 579384 | 75.0000 | 0.2904 | |
| \\MASSHUNTER\Org\Data\SV5973N.I\sd122821\1 DOD bna\Dec2805.D | Calibration | 4 | x | 487971 | 75.0000 | 0.2861 | |
| \\MASSHUNTER\Org\Data\SV5973N.I\sd122821\1 DOD bna\Dec2804.D | Calibration | 5 | x | 830275 | 100.0000 | 0.3546 | |
| \\MASSHUNTER\Org\Data\SV5973N.I\sd122821\1 DOD bna\Dec2803.D | Calibration | 6 | x | 1059025 | 120.0000 | 0.3604 | |
| \\MASSHUNTER\Org\Data\SV5973N.I\sd122821\1 DOD bna\Dec2802.D | Calibration | 7 | x | 1327180 | 150.0000 | 0.3424 | |

Calibration Report

| | | | |
|---------------------|--|----------------------|-------------|
| Batch Path | \\MASSHUNTER\Org\Data\SV5973N.I\sd122821\1 DOD bna\QuantResults\122821 bna 1 CAL.batch.bin | Analyst Name | BL2000\sean |
| Analysis Time | 1/26/2022 3:44 PM | Reporter Name | BL2000\sean |
| Report Time | 1/26/2022 3:46:01 PM | Batch State | Processed |
| Last Calib Update | 12/29/2021 7:25 PM | Quant Report Version | 10.0 |
| Quant Batch Version | 10.0 | | |

Pyrene %RSE = 2.6

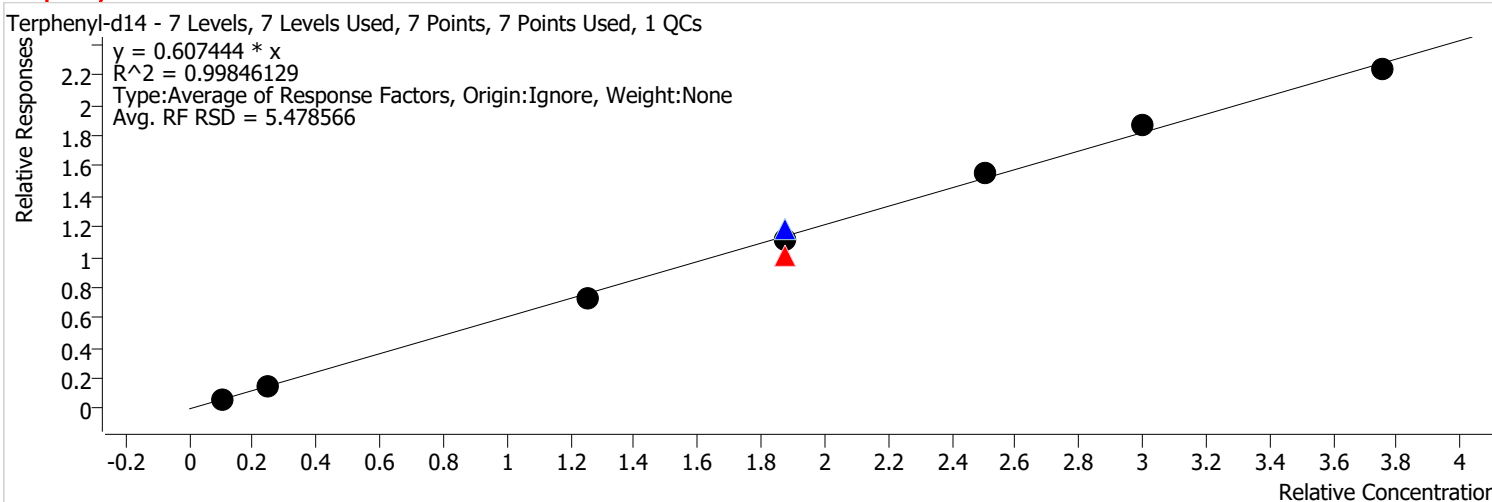


| Calibration STD Path | Cal Type | Level | Enabled | Resp. | Exp. Conc | Resp. Factor | Level RSD |
|--|-------------|-------|---------|---------|-----------|--------------|-----------|
| \\MASSHUNTER\Org\Data\SV5973N.I\sd122821\1 DOD bna\Dec2808.D | Calibration | 1 | x | 101939 | 4.0000 | 1.1181 | |
| \\MASSHUNTER\Org\Data\SV5973N.I\sd122821\1 DOD bna\Dec2807.D | Calibration | 2 | x | 219828 | 10.0000 | 1.0144 | |
| \\MASSHUNTER\Org\Data\SV5973N.I\sd122821\1 DOD bna\Dec2806.D | Calibration | 3 | x | 1160626 | 50.0000 | 0.9770 | |
| \\MASSHUNTER\Org\Data\SV5973N.I\sd122321\DoD BNA 3\Dec2337.D | CC | CCV | x | 1434573 | 75.0000 | 1.0140 | |
| \\MASSHUNTER\Org\Data\SV5973N.I\sd122821\1 DOD bna\Dec2809.D | QC | ICV | x | 2173505 | 75.0000 | 1.0895 | |
| \\MASSHUNTER\Org\Data\SV5973N.I\sd122821\1 DOD bna\Dec2805.D | Calibration | 4 | x | 1780968 | 75.0000 | 1.0441 | |
| \\MASSHUNTER\Org\Data\SV5973N.I\sd122821\1 DOD bna\Dec2804.D | Calibration | 5 | x | 2401643 | 100.0000 | 1.0257 | |
| \\MASSHUNTER\Org\Data\SV5973N.I\sd122821\1 DOD bna\Dec2803.D | Calibration | 6 | x | 2996713 | 120.0000 | 1.0197 | |
| \\MASSHUNTER\Org\Data\SV5973N.I\sd122821\1 DOD bna\Dec2802.D | Calibration | 7 | x | 4003370 | 150.0000 | 1.0327 | |

Calibration Report

| | | | |
|----------------------------|--|-----------------------------|-------------|
| Batch Path | \\MASSHUNTER\Org\Data\SV5973N.I\sd122821\1 DOD bna\QuantResults\122821 bna 1 CAL.batch.bin | Analyst Name | BL2000\sean |
| Analysis Time | 1/26/2022 3:44 PM | Reporter Name | BL2000\sean |
| Report Time | 1/26/2022 3:46:01 PM | Batch State | Processed |
| Last Calib Update | 12/29/2021 7:25 PM | Quant Report Version | 10.0 |
| Quant Batch Version | 10.0 | | |

Terphenyl-d14 %RSE =

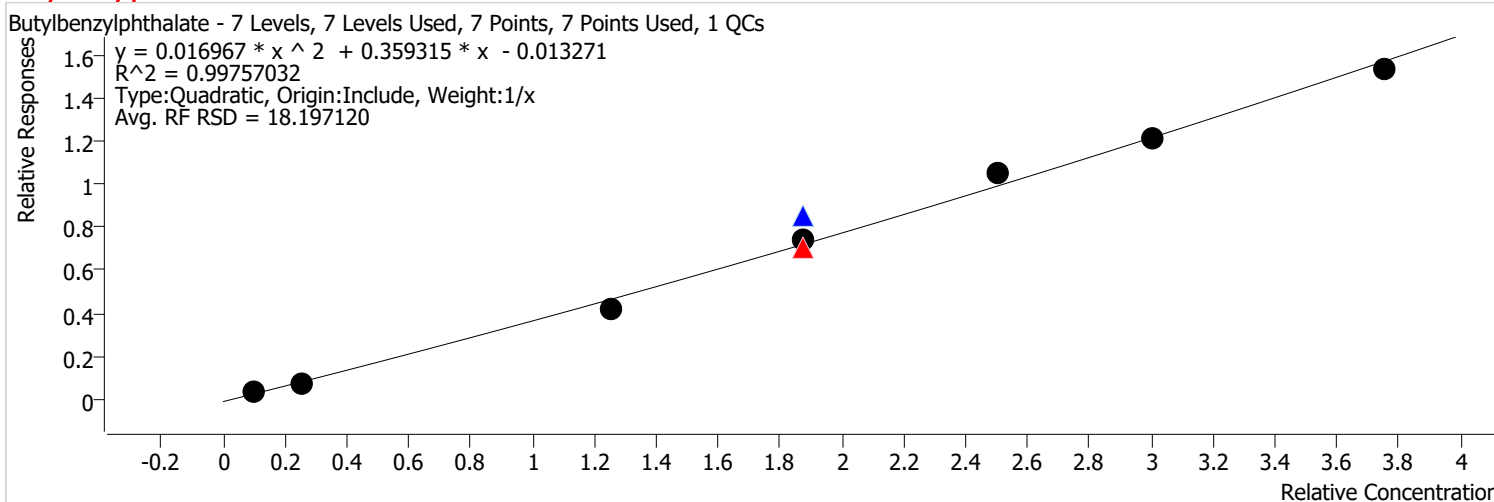


| Calibration STD Path | Cal Type | Level | Enabled | Resp. | Exp. Conc | Resp. Factor | Level RSD |
|--|-------------|-------|---------|---------|-----------|--------------|-----------|
| \\MASSHUNTER\Org\Data\SV5973N.I\sd122821\1 DOD bna\Dec2808.D | Calibration | 1 | x | 61005 | 4.0000 | 0.6692 | |
| \\MASSHUNTER\Org\Data\SV5973N.I\sd122821\1 DOD bna\Dec2807.D | Calibration | 2 | x | 123289 | 10.0000 | 0.5689 | |
| \\MASSHUNTER\Org\Data\SV5973N.I\sd122821\1 DOD bna\Dec2806.D | Calibration | 3 | x | 690609 | 50.0000 | 0.5814 | |
| \\MASSHUNTER\Org\Data\SV5973N.I\sd122321\DoD BNA 3\Dec2337.D | CC | CCV | x | 766459 | 75.0000 | 0.5417 | |
| \\MASSHUNTER\Org\Data\SV5973N.I\sd122821\1 DOD bna\Dec2809.D | QC | ICV | x | 1264052 | 75.0000 | 0.6336 | |
| \\MASSHUNTER\Org\Data\SV5973N.I\sd122821\1 DOD bna\Dec2805.D | Calibration | 4 | x | 1013764 | 75.0000 | 0.5943 | |
| \\MASSHUNTER\Org\Data\SV5973N.I\sd122821\1 DOD bna\Dec2804.D | Calibration | 5 | x | 1452924 | 100.0000 | 0.6205 | |
| \\MASSHUNTER\Org\Data\SV5973N.I\sd122821\1 DOD bna\Dec2803.D | Calibration | 6 | x | 1826846 | 120.0000 | 0.6216 | |
| \\MASSHUNTER\Org\Data\SV5973N.I\sd122821\1 DOD bna\Dec2802.D | Calibration | 7 | x | 2311109 | 150.0000 | 0.5962 | |

Calibration Report

| | | | |
|---------------------|--|----------------------|-------------|
| Batch Path | \\MASSHUNTER\Org\Data\SV5973N.I\sd122821\1 DOD bna\QuantResults\122821 bna 1 CAL.batch.bin | Analyst Name | BL2000\sean |
| Analysis Time | 1/26/2022 3:44 PM | Reporter Name | BL2000\sean |
| Report Time | 1/26/2022 3:46:01 PM | Batch State | Processed |
| Last Calib Update | 12/29/2021 7:25 PM | Quant Report Version | 10.0 |
| Quant Batch Version | 10.0 | | |

Butylbenzylphthalate %RSE = 10.8



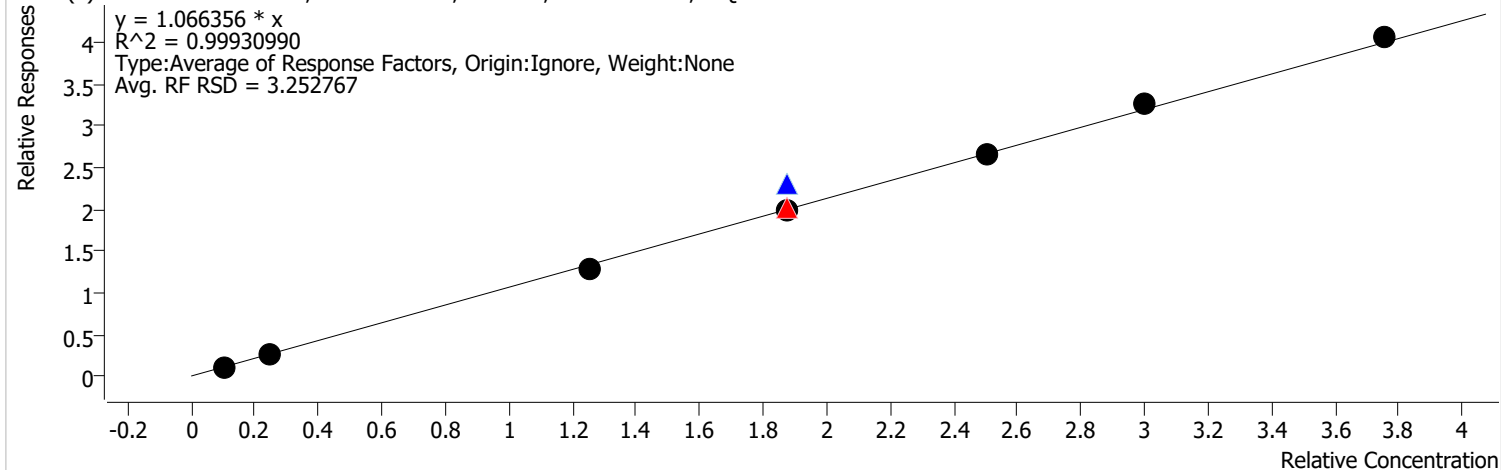
| Calibration STD Path | Cal Type | Level | Enabled | Resp. | Exp. Conc | Resp. Factor | Level RSD |
|--|-------------|-------|---------|---------|-----------|--------------|-----------|
| \\MASSHUNTER\Org\Data\SV5973N.I\sd122821\1 DOD bna\Dec2808.D | Calibration | 1 | x | 15598 | 4.0000 | 0.2799 | |
| \\MASSHUNTER\Org\Data\SV5973N.I\sd122821\1 DOD bna\Dec2807.D | Calibration | 2 | x | 36348 | 10.0000 | 0.2632 | |
| \\MASSHUNTER\Org\Data\SV5973N.I\sd122821\1 DOD bna\Dec2806.D | Calibration | 3 | x | 251486 | 50.0000 | 0.3395 | |
| \\MASSHUNTER\Org\Data\SV5973N.I\sd122321\DoD BNA 3\Dec2337.D | CC | CCV | x | 332983 | 75.0000 | 0.3770 | |
| \\MASSHUNTER\Org\Data\SV5973N.I\sd122821\1 DOD bna\Dec2809.D | QC | ICV | x | 583201 | 75.0000 | 0.4528 | |
| \\MASSHUNTER\Org\Data\SV5973N.I\sd122821\1 DOD bna\Dec2805.D | Calibration | 4 | x | 437468 | 75.0000 | 0.3967 | |
| \\MASSHUNTER\Org\Data\SV5973N.I\sd122821\1 DOD bna\Dec2804.D | Calibration | 5 | x | 631434 | 100.0000 | 0.4194 | |
| \\MASSHUNTER\Org\Data\SV5973N.I\sd122821\1 DOD bna\Dec2803.D | Calibration | 6 | x | 789735 | 120.0000 | 0.4062 | |
| \\MASSHUNTER\Org\Data\SV5973N.I\sd122821\1 DOD bna\Dec2802.D | Calibration | 7 | x | 1016385 | 150.0000 | 0.4093 | |

Calibration Report

| | | | |
|----------------------------|--|-----------------------------|-------------|
| Batch Path | \\MASSHUNTER\Org\Data\SV5973N.I\sd122821\1 DOD bna\QuantResults\122821 bna 1 CAL.batch.bin | Analyst Name | BL2000\sean |
| Analysis Time | 1/26/2022 3:44 PM | Reporter Name | BL2000\sean |
| Report Time | 1/26/2022 3:46:02 PM | Batch State | Processed |
| Last Calib Update | 12/29/2021 7:25 PM | Quant Report Version | 10.0 |
| Quant Batch Version | 10.0 | | |

Benzo(a)Anthracene %RSE = 3.3

Benzo(a)Anthracene - 7 Levels, 7 Levels Used, 7 Points, 7 Points Used, 1 QCs

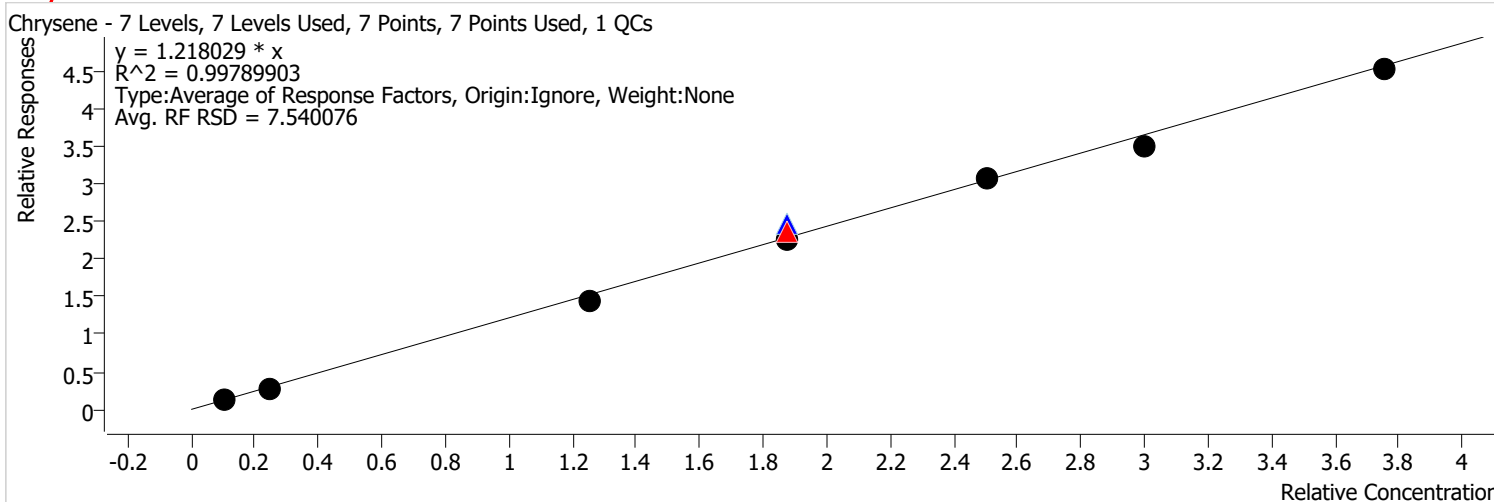


| Calibration STD Path | Cal Type | Level | Enabled | Resp. | Exp. Conc | Resp. Factor | Level RSD |
|--|-------------|-------|---------|---------|-----------|--------------|-----------|
| \\MASSHUNTER\Org\Data\SV5973N.I\sd122821\1 DOD bna\Dec2808.D | Calibration | 1 | x | 61944 | 4.0000 | 1.1117 | |
| \\MASSHUNTER\Org\Data\SV5973N.I\sd122821\1 DOD bna\Dec2807.D | Calibration | 2 | x | 138832 | 10.0000 | 1.0055 | |
| \\MASSHUNTER\Org\Data\SV5973N.I\sd122821\1 DOD bna\Dec2806.D | Calibration | 3 | x | 769912 | 50.0000 | 1.0395 | |
| \\MASSHUNTER\Org\Data\SV5973N.I\sd122321\DoD BNA 3\Dec2337.D | CC | CCV | x | 953460 | 75.0000 | 1.0795 | |
| \\MASSHUNTER\Org\Data\SV5973N.I\sd122821\1 DOD bna\Dec2809.D | QC | ICV | x | 1580181 | 75.0000 | 1.2269 | |
| \\MASSHUNTER\Org\Data\SV5973N.I\sd122821\1 DOD bna\Dec2805.D | Calibration | 4 | x | 1178864 | 75.0000 | 1.0690 | |
| \\MASSHUNTER\Org\Data\SV5973N.I\sd122821\1 DOD bna\Dec2804.D | Calibration | 5 | x | 1608636 | 100.0000 | 1.0685 | |
| \\MASSHUNTER\Org\Data\SV5973N.I\sd122821\1 DOD bna\Dec2803.D | Calibration | 6 | x | 2115221 | 120.0000 | 1.0880 | |
| \\MASSHUNTER\Org\Data\SV5973N.I\sd122821\1 DOD bna\Dec2802.D | Calibration | 7 | x | 2687750 | 150.0000 | 1.0823 | |

Calibration Report

| | | | |
|---------------------|--|----------------------|-------------|
| Batch Path | \\MASSHUNTER\Org\Data\SV5973N.I\sd122821\1 DOD bna\QuantResults\122821 bna 1 CAL.batch.bin | Analyst Name | BL2000\sean |
| Analysis Time | 1/26/2022 3:44 PM | Reporter Name | BL2000\sean |
| Report Time | 1/26/2022 3:46:02 PM | Batch State | Processed |
| Last Calib Update | 12/29/2021 7:25 PM | Quant Report Version | 10.0 |
| Quant Batch Version | 10.0 | | |

Chrysene %RSE = 7.5



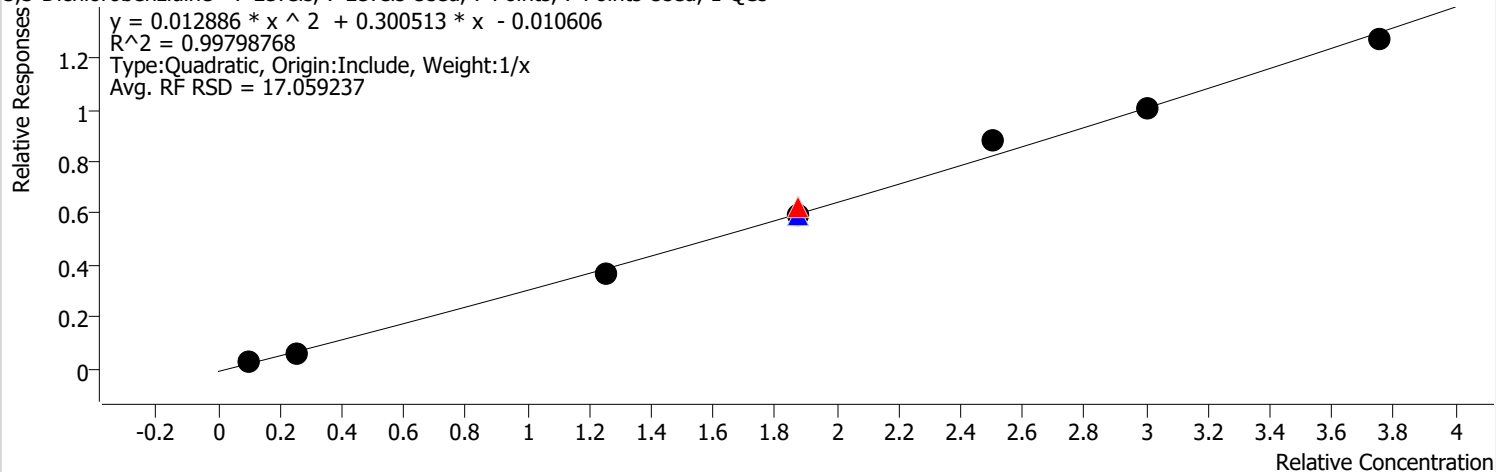
| Calibration STD Path | Cal Type | Level | Enabled | Resp. | Exp. Conc | Resp. Factor | Level RSD |
|--|-------------|-------|---------|---------|-----------|--------------|-----------|
| \\MASSHUNTER\Org\Data\SV5973N.I\sd122821\1 DOD bna\Dec2808.D | Calibration | 1 | x | 78947 | 4.0000 | 1.4168 | |
| \\MASSHUNTER\Org\Data\SV5973N.I\sd122821\1 DOD bna\Dec2807.D | Calibration | 2 | x | 159229 | 10.0000 | 1.1532 | |
| \\MASSHUNTER\Org\Data\SV5973N.I\sd122821\1 DOD bna\Dec2806.D | Calibration | 3 | x | 856742 | 50.0000 | 1.1567 | |
| \\MASSHUNTER\Org\Data\SV5973N.I\sd122321\DoD BNA 3\Dec2337.D | CC | CCV | x | 1107980 | 75.0000 | 1.2545 | |
| \\MASSHUNTER\Org\Data\SV5973N.I\sd122821\1 DOD bna\Dec2809.D | QC | ICV | x | 1696332 | 75.0000 | 1.3171 | |
| \\MASSHUNTER\Org\Data\SV5973N.I\sd122821\1 DOD bna\Dec2805.D | Calibration | 4 | x | 1325598 | 75.0000 | 1.2021 | |
| \\MASSHUNTER\Org\Data\SV5973N.I\sd122821\1 DOD bna\Dec2804.D | Calibration | 5 | x | 1846376 | 100.0000 | 1.2265 | |
| \\MASSHUNTER\Org\Data\SV5973N.I\sd122821\1 DOD bna\Dec2803.D | Calibration | 6 | x | 2268471 | 120.0000 | 1.1668 | |
| \\MASSHUNTER\Org\Data\SV5973N.I\sd122821\1 DOD bna\Dec2802.D | Calibration | 7 | x | 2990250 | 150.0000 | 1.2041 | |

Calibration Report

| | | | |
|----------------------------|--|-----------------------------|-------------|
| Batch Path | \\MASSHUNTER\Org\Data\SV5973N.I\sd122821\1 DOD bna\QuantResults\122821 bna 1 CAL.batch.bin | Analyst Name | BL2000\sean |
| Analysis Time | 1/26/2022 3:44 PM | Reporter Name | BL2000\sean |
| Report Time | 1/26/2022 3:46:02 PM | Batch State | Processed |
| Last Calib Update | 12/29/2021 7:25 PM | Quant Report Version | 10.0 |
| Quant Batch Version | 10.0 | | |

3,3-Dichlorobenzidine %RSE = 9.1

3,3-Dichlorobenzidine - 7 Levels, 7 Levels Used, 7 Points, 7 Points Used, 1 QCs

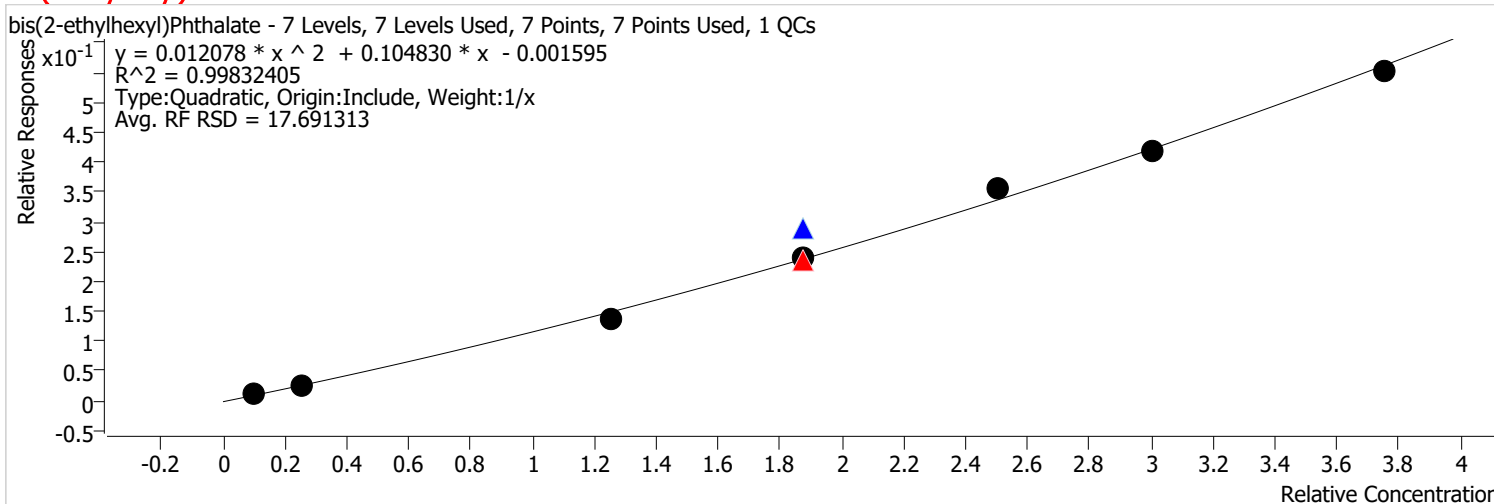


| Calibration STD Path | Cal Type | Level | Enabled | Resp. | Exp. Conc | Resp. Factor | Level RSD |
|--|-------------|-------|---------|--------|-----------|--------------|-----------|
| \\MASSHUNTER\Org\Data\SV5973N.I\sd122821\1 DOD bna\Dec2808.D | Calibration | 1 | x | 12933 | 4.0000 | 0.2321 | |
| \\MASSHUNTER\Org\Data\SV5973N.I\sd122821\1 DOD bna\Dec2807.D | Calibration | 2 | x | 31355 | 10.0000 | 0.2271 | |
| \\MASSHUNTER\Org\Data\SV5973N.I\sd122821\1 DOD bna\Dec2806.D | Calibration | 3 | x | 216731 | 50.0000 | 0.2926 | |
| \\MASSHUNTER\Org\Data\SV5973N.I\sd122321\DoD BNA 3\Dec2337.D | CC | CCV | x | 296646 | 75.0000 | 0.3359 | |
| \\MASSHUNTER\Org\Data\SV5973N.I\sd122821\1 DOD bna\Dec2809.D | QC | ICV | x | 409690 | 75.0000 | 0.3181 | |
| \\MASSHUNTER\Org\Data\SV5973N.I\sd122821\1 DOD bna\Dec2805.D | Calibration | 4 | x | 350810 | 75.0000 | 0.3181 | |
| \\MASSHUNTER\Org\Data\SV5973N.I\sd122821\1 DOD bna\Dec2804.D | Calibration | 5 | x | 529237 | 100.0000 | 0.3515 | |
| \\MASSHUNTER\Org\Data\SV5973N.I\sd122821\1 DOD bna\Dec2803.D | Calibration | 6 | x | 649256 | 120.0000 | 0.3340 | |
| \\MASSHUNTER\Org\Data\SV5973N.I\sd122821\1 DOD bna\Dec2802.D | Calibration | 7 | x | 841603 | 150.0000 | 0.3389 | |

Calibration Report

| | | | |
|----------------------------|--|-----------------------------|-------------|
| Batch Path | \\MASSHUNTER\Org\Data\SV5973N.I\sd122821\1 DOD bna\QuantResults\122821 bna 1 CAL.batch.bin | Analyst Name | BL2000\sean |
| Analysis Time | 1/26/2022 3:44 PM | Reporter Name | BL2000\sean |
| Report Time | 1/26/2022 3:46:02 PM | Batch State | Processed |
| Last Calib Update | 12/29/2021 7:25 PM | Quant Report Version | 10.0 |
| Quant Batch Version | 10.0 | | |

bis(2-ethylhexyl)Phthalate %RSE = 7.3

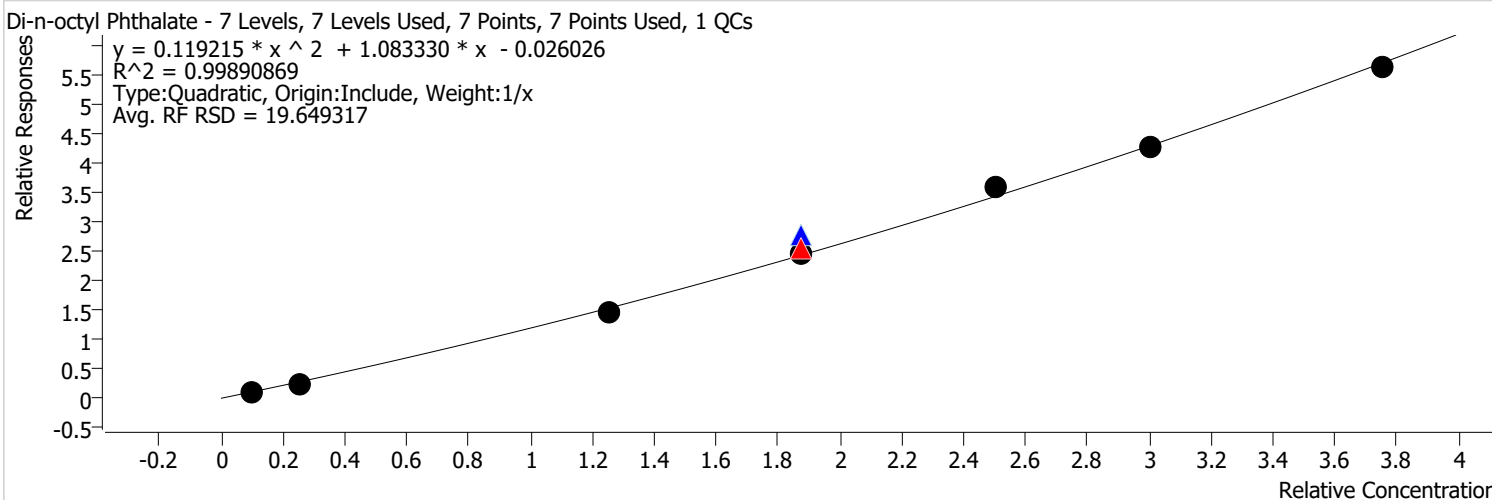


| Calibration STD Path | Cal Type | Level | Enabled | Resp. | Exp. Conc | Resp. Factor | Level RSD |
|--|-------------|-------|---------|--------|-----------|--------------|-----------|
| \\MASSHUNTER\Org\Data\SV5973N.I\sd122821\1 DOD bna\Dec2808.D | Calibration | 1 | x | 5581 | 4.0000 | 0.1002 | |
| \\MASSHUNTER\Org\Data\SV5973N.I\sd122821\1 DOD bna\Dec2807.D | Calibration | 2 | x | 12906 | 10.0000 | 0.0935 | |
| \\MASSHUNTER\Org\Data\SV5973N.I\sd122821\1 DOD bna\Dec2806.D | Calibration | 3 | x | 81276 | 50.0000 | 0.1097 | |
| \\MASSHUNTER\Org\Data\SV5973N.I\sd122321\DoD BNA 3\Dec2337.D | CC | CCV | x | 110981 | 75.0000 | 0.1257 | |
| \\MASSHUNTER\Org\Data\SV5973N.I\sd122821\1 DOD bna\Dec2809.D | QC | ICV | x | 197695 | 75.0000 | 0.1535 | |
| \\MASSHUNTER\Org\Data\SV5973N.I\sd122821\1 DOD bna\Dec2805.D | Calibration | 4 | x | 141948 | 75.0000 | 0.1287 | |
| \\MASSHUNTER\Org\Data\SV5973N.I\sd122821\1 DOD bna\Dec2804.D | Calibration | 5 | x | 214493 | 100.0000 | 0.1425 | |
| \\MASSHUNTER\Org\Data\SV5973N.I\sd122821\1 DOD bna\Dec2803.D | Calibration | 6 | x | 271955 | 120.0000 | 0.1399 | |
| \\MASSHUNTER\Org\Data\SV5973N.I\sd122821\1 DOD bna\Dec2802.D | Calibration | 7 | x | 365081 | 150.0000 | 0.1470 | |

Calibration Report

| | | | |
|---------------------|--|----------------------|-------------|
| Batch Path | \\MASSHUNTER\Org\Data\SV5973N.I\sd122821\1 DOD bna\QuantResults\122821 bna 1 CAL.batch.bin | Analyst Name | BL2000\sean |
| Analysis Time | 1/26/2022 3:44 PM | Reporter Name | BL2000\sean |
| Report Time | 1/26/2022 3:46:02 PM | Batch State | Processed |
| Last Calib Update | 12/29/2021 7:25 PM | Quant Report Version | 10.0 |
| Quant Batch Version | 10.0 | | |

Di-n-octyl Phthalate %RSE = 8.6



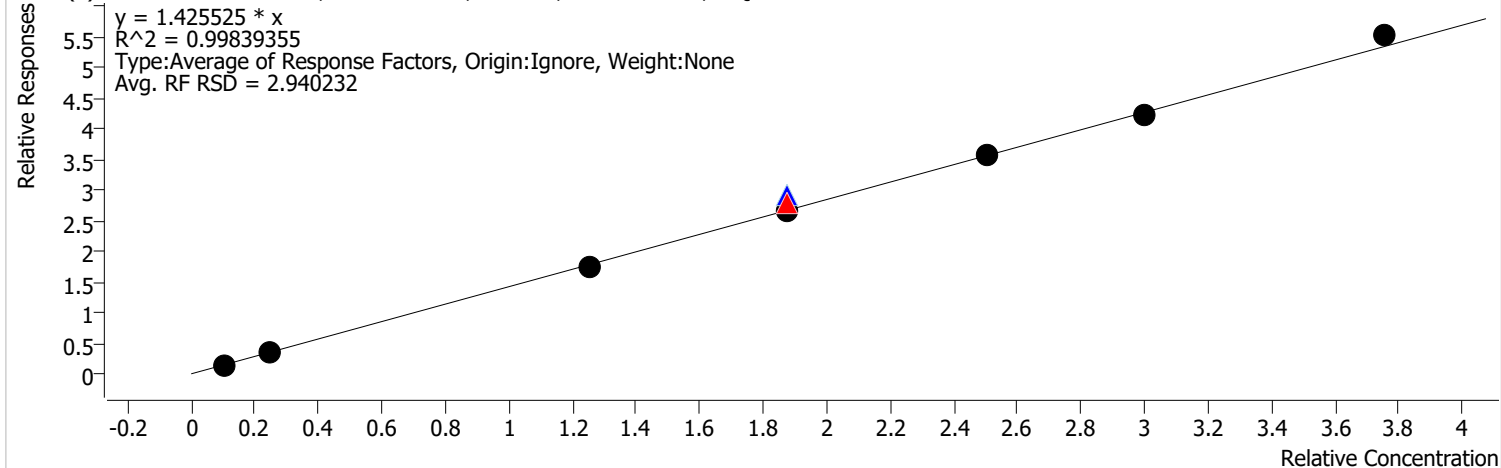
| Calibration STD Path | Cal Type | Level | Enabled | Resp. | Exp. Conc | Resp. Factor | Level RSD |
|--|-------------|-------|---------|---------|-----------|--------------|-----------|
| \\MASSHUNTER\Org\Data\SV5973N.I\sd122821\1 DOD bna\Dec2808.D | Calibration | 1 | x | 38603 | 4.0000 | 0.9667 | |
| \\MASSHUNTER\Org\Data\SV5973N.I\sd122821\1 DOD bna\Dec2807.D | Calibration | 2 | x | 85510 | 10.0000 | 0.8820 | |
| \\MASSHUNTER\Org\Data\SV5973N.I\sd122821\1 DOD bna\Dec2806.D | Calibration | 3 | x | 597253 | 50.0000 | 1.1551 | |
| \\MASSHUNTER\Org\Data\SV5973N.I\sd122321\DoD BNA 3\Dec2337.D | CC | CCV | x | 860717 | 75.0000 | 1.3540 | |
| \\MASSHUNTER\Org\Data\SV5973N.I\sd122821\1 DOD bna\Dec2809.D | QC | ICV | x | 1409700 | 75.0000 | 1.4797 | |
| \\MASSHUNTER\Org\Data\SV5973N.I\sd122821\1 DOD bna\Dec2805.D | Calibration | 4 | x | 1039627 | 75.0000 | 1.3100 | |
| \\MASSHUNTER\Org\Data\SV5973N.I\sd122821\1 DOD bna\Dec2804.D | Calibration | 5 | x | 1535607 | 100.0000 | 1.4344 | |
| \\MASSHUNTER\Org\Data\SV5973N.I\sd122821\1 DOD bna\Dec2803.D | Calibration | 6 | x | 1957063 | 120.0000 | 1.4240 | |
| \\MASSHUNTER\Org\Data\SV5973N.I\sd122821\1 DOD bna\Dec2802.D | Calibration | 7 | x | 2582125 | 150.0000 | 1.5031 | |

Calibration Report

| | | | |
|----------------------------|--|-----------------------------|-------------|
| Batch Path | \\MASSHUNTER\Org\Data\SV5973N.I\sd122821\1 DOD bna\QuantResults\122821 bna 1 CAL.batch.bin | Analyst Name | BL2000\sean |
| Analysis Time | 1/26/2022 3:44 PM | Reporter Name | BL2000\sean |
| Report Time | 1/26/2022 3:46:02 PM | Batch State | Processed |
| Last Calib Update | 12/29/2021 7:25 PM | Quant Report Version | 10.0 |
| Quant Batch Version | 10.0 | | |

Benzo(b)fluoranthene %RSE = 2.9

Benzo(b)fluoranthene - 7 Levels, 7 Levels Used, 7 Points, 7 Points Used, 1 QCs



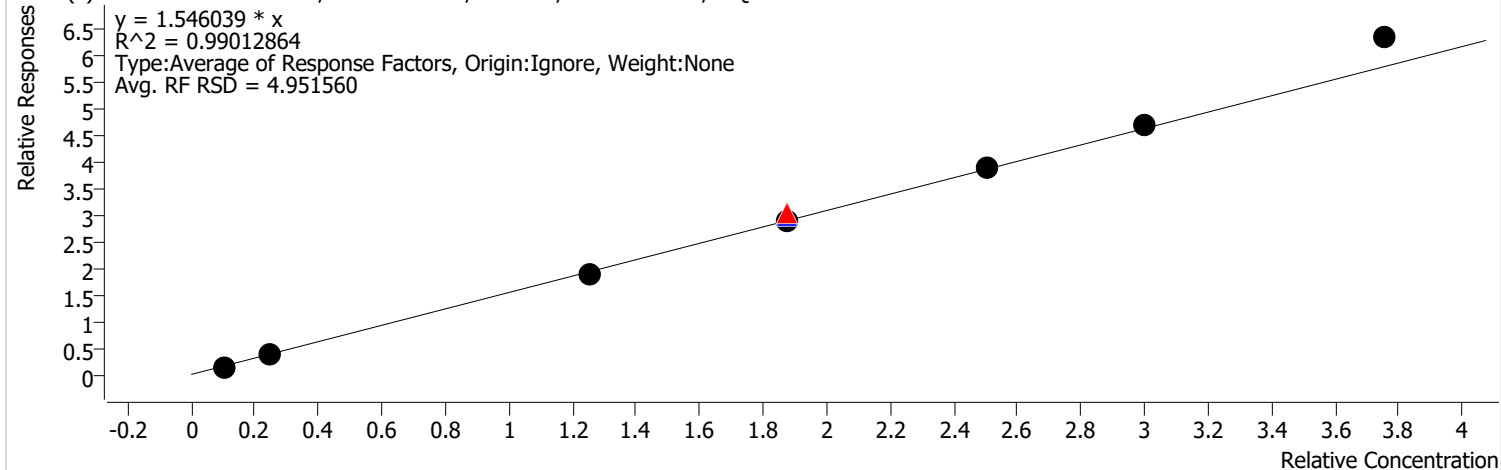
| Calibration STD Path | Cal Type | Level | Enabled | Resp. | Exp. Conc | Resp. Factor | Level RSD |
|--|-------------|-------|---------|---------|-----------|--------------|-----------|
| \\MASSHUNTER\Org\Data\SV5973N.I\sd122821\1 DOD bna\Dec2808.D | Calibration | 1 | x | 59168 | 4.0000 | 1.4816 | |
| \\MASSHUNTER\Org\Data\SV5973N.I\sd122821\1 DOD bna\Dec2807.D | Calibration | 2 | x | 133022 | 10.0000 | 1.3721 | |
| \\MASSHUNTER\Org\Data\SV5973N.I\sd122821\1 DOD bna\Dec2806.D | Calibration | 3 | x | 714670 | 50.0000 | 1.3822 | |
| \\MASSHUNTER\Org\Data\SV5973N.I\sd122321\DoD BNA 3\Dec2337.D | CC | CCV | x | 944451 | 75.0000 | 1.4857 | |
| \\MASSHUNTER\Org\Data\SV5973N.I\sd122821\1 DOD bna\Dec2809.D | QC | ICV | x | 1493136 | 75.0000 | 1.5673 | |
| \\MASSHUNTER\Org\Data\SV5973N.I\sd122821\1 DOD bna\Dec2805.D | Calibration | 4 | x | 1135032 | 75.0000 | 1.4302 | |
| \\MASSHUNTER\Org\Data\SV5973N.I\sd122821\1 DOD bna\Dec2804.D | Calibration | 5 | x | 1531709 | 100.0000 | 1.4308 | |
| \\MASSHUNTER\Org\Data\SV5973N.I\sd122821\1 DOD bna\Dec2803.D | Calibration | 6 | x | 1935328 | 120.0000 | 1.4082 | |
| \\MASSHUNTER\Org\Data\SV5973N.I\sd122821\1 DOD bna\Dec2802.D | Calibration | 7 | x | 2531540 | 150.0000 | 1.4736 | |

Calibration Report

| | | | |
|----------------------------|--|-----------------------------|-------------|
| Batch Path | \\MASSHUNTER\Org\Data\SV5973N.I\sd122821\1 DOD bna\QuantResults\122821 bna 1 CAL.batch.bin | Analyst Name | BL2000\sean |
| Analysis Time | 1/26/2022 3:44 PM | Reporter Name | BL2000\sean |
| Report Time | 1/26/2022 3:46:02 PM | Batch State | Processed |
| Last Calib Update | 12/29/2021 7:25 PM | Quant Report Version | 10.0 |
| Quant Batch Version | 10.0 | | |

Benzo(k)fluoranthene %RSE = 5.0

Benzo(k)fluoranthene - 7 Levels, 7 Levels Used, 7 Points, 7 Points Used, 1 QCs

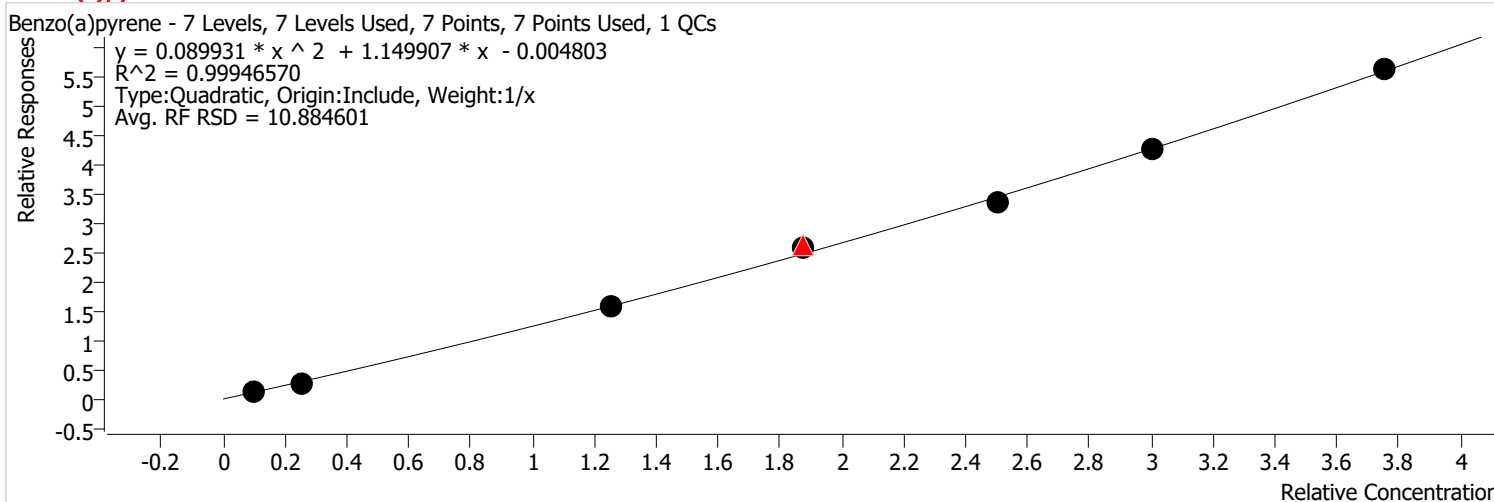


| Calibration STD Path | Cal Type | Level | Enabled | Resp. | Exp. Conc | Resp. Factor | Level RSD |
|--|-------------|-------|---------|---------|-----------|--------------|-----------|
| \\MASSHUNTER\Org\Data\SV5973N.I\sd122821\1 DOD bna\Dec2808.D | Calibration | 1 | x | 57805 | 4.0000 | 1.4475 | |
| \\MASSHUNTER\Org\Data\SV5973N.I\sd122821\1 DOD bna\Dec2807.D | Calibration | 2 | x | 145051 | 10.0000 | 1.4962 | |
| \\MASSHUNTER\Org\Data\SV5973N.I\sd122821\1 DOD bna\Dec2806.D | Calibration | 3 | x | 782271 | 50.0000 | 1.5130 | |
| \\MASSHUNTER\Org\Data\SV5973N.I\sd122321\DoD BNA 3\Dec2337.D | CC | CCV | x | 1033072 | 75.0000 | 1.6251 | |
| \\MASSHUNTER\Org\Data\SV5973N.I\sd122821\1 DOD bna\Dec2809.D | QC | ICV | x | 1527054 | 75.0000 | 1.6029 | |
| \\MASSHUNTER\Org\Data\SV5973N.I\sd122821\1 DOD bna\Dec2805.D | Calibration | 4 | x | 1232144 | 75.0000 | 1.5525 | |
| \\MASSHUNTER\Org\Data\SV5973N.I\sd122821\1 DOD bna\Dec2804.D | Calibration | 5 | x | 1670974 | 100.0000 | 1.5609 | |
| \\MASSHUNTER\Org\Data\SV5973N.I\sd122821\1 DOD bna\Dec2803.D | Calibration | 6 | x | 2143782 | 120.0000 | 1.5599 | |
| \\MASSHUNTER\Org\Data\SV5973N.I\sd122821\1 DOD bna\Dec2802.D | Calibration | 7 | x | 2907393 | 150.0000 | 1.6924 | |

Calibration Report

| | | | |
|---------------------|--|----------------------|-------------|
| Batch Path | \\MASSHUNTER\Org\Data\SV5973N.I\sd122821\1 DOD bna\QuantResults\122821 bna 1 CAL.batch.bin | Analyst Name | BL2000\sean |
| Analysis Time | 1/26/2022 3:44 PM | Reporter Name | BL2000\sean |
| Report Time | 1/26/2022 3:46:02 PM | Batch State | Processed |
| Last Calib Update | 12/29/2021 7:25 PM | Quant Report Version | 10.0 |
| Quant Batch Version | 10.0 | | |

Benzo(a)pyrene %RSE = 3.8

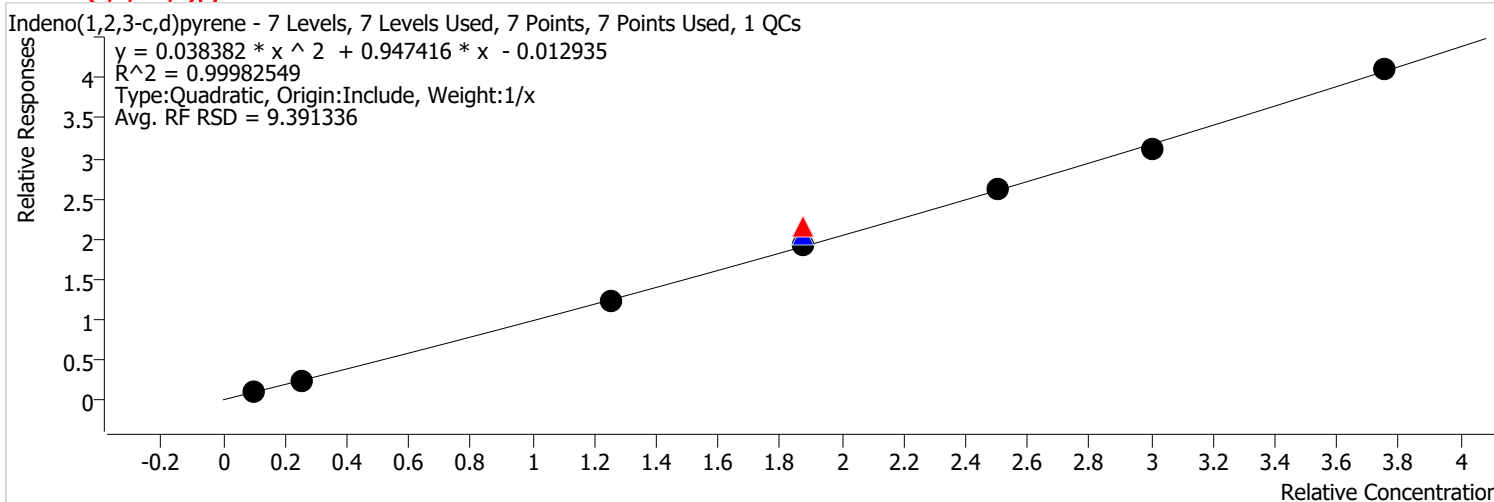


| Calibration STD Path | Cal Type | Level | Enabled | Resp. | Exp. Conc | Resp. Factor | Level RSD |
|--|-------------|-------|---------|---------|-----------|--------------|-----------|
| \\MASSHUNTER\Org\Data\SV5973N.I\sd122821\1 DOD bna\Dec2808.D | Calibration | 1 | x | 46172 | 4.0000 | 1.1562 | |
| \\MASSHUNTER\Org\Data\SV5973N.I\sd122821\1 DOD bna\Dec2807.D | Calibration | 2 | x | 106256 | 10.0000 | 1.0960 | |
| \\MASSHUNTER\Org\Data\SV5973N.I\sd122821\1 DOD bna\Dec2806.D | Calibration | 3 | x | 649490 | 50.0000 | 1.2562 | |
| \\MASSHUNTER\Org\Data\SV5973N.I\sd122321\DoD BNA 3\Dec2337.D | CC | CCV | x | 884344 | 75.0000 | 1.3911 | |
| \\MASSHUNTER\Org\Data\SV5973N.I\sd122821\1 DOD bna\Dec2809.D | QC | ICV | x | 1329307 | 75.0000 | 1.3953 | |
| \\MASSHUNTER\Org\Data\SV5973N.I\sd122821\1 DOD bna\Dec2805.D | Calibration | 4 | x | 1084549 | 75.0000 | 1.3666 | |
| \\MASSHUNTER\Org\Data\SV5973N.I\sd122821\1 DOD bna\Dec2804.D | Calibration | 5 | x | 1424857 | 100.0000 | 1.3310 | |
| \\MASSHUNTER\Org\Data\SV5973N.I\sd122821\1 DOD bna\Dec2803.D | Calibration | 6 | x | 1945061 | 120.0000 | 1.4153 | |
| \\MASSHUNTER\Org\Data\SV5973N.I\sd122821\1 DOD bna\Dec2802.D | Calibration | 7 | x | 2566771 | 150.0000 | 1.4941 | |

Calibration Report

| | | | |
|----------------------------|--|-----------------------------|-------------|
| Batch Path | \\MASSHUNTER\Org\Data\SV5973N.I\sd122821\1 DOD bna\QuantResults\122821 bna 1 CAL.batch.bin | Analyst Name | BL2000\sean |
| Analysis Time | 1/26/2022 3:44 PM | Reporter Name | BL2000\sean |
| Report Time | 1/26/2022 3:46:02 PM | Batch State | Processed |
| Last Calib Update | 12/29/2021 7:25 PM | Quant Report Version | 10.0 |
| Quant Batch Version | 10.0 | | |

Indeno(1,2,3-c,d)pyrene %RSE = 1.7

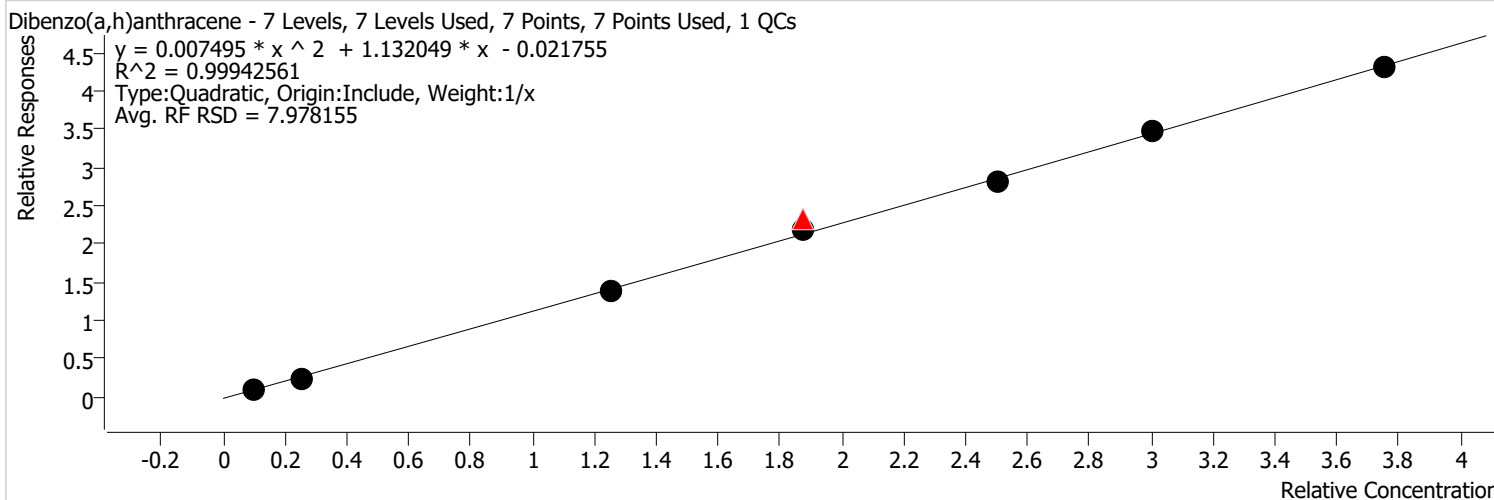


| Calibration STD Path | Cal Type | Level | Enabled | Resp. | Exp. Conc | Resp. Factor | Level RSD |
|--|-------------|-------|---------|---------|-----------|--------------|-----------|
| \\MASSHUNTER\Org\Data\SV5973N.I\sd122821\1 DOD bna\Dec2808.D | Calibration | 1 | x | 33442 | 4.0000 | 0.8374 | |
| \\MASSHUNTER\Org\Data\SV5973N.I\sd122821\1 DOD bna\Dec2807.D | Calibration | 2 | x | 86021 | 10.0000 | 0.8873 | |
| \\MASSHUNTER\Org\Data\SV5973N.I\sd122821\1 DOD bna\Dec2806.D | Calibration | 3 | x | 506218 | 50.0000 | 0.9791 | |
| \\MASSHUNTER\Org\Data\SV5973N.I\sd122321\DoD BNA 3\Dec2337.D | CC | CCV | x | 732323 | 75.0000 | 1.1520 | |
| \\MASSHUNTER\Org\Data\SV5973N.I\sd122821\1 DOD bna\Dec2809.D | QC | ICV | x | 1034213 | 75.0000 | 1.0856 | |
| \\MASSHUNTER\Org\Data\SV5973N.I\sd122821\1 DOD bna\Dec2805.D | Calibration | 4 | x | 815107 | 75.0000 | 1.0271 | |
| \\MASSHUNTER\Org\Data\SV5973N.I\sd122821\1 DOD bna\Dec2804.D | Calibration | 5 | x | 1118524 | 100.0000 | 1.0448 | |
| \\MASSHUNTER\Org\Data\SV5973N.I\sd122821\1 DOD bna\Dec2803.D | Calibration | 6 | x | 1428035 | 120.0000 | 1.0391 | |
| \\MASSHUNTER\Org\Data\SV5973N.I\sd122821\1 DOD bna\Dec2802.D | Calibration | 7 | x | 1879964 | 150.0000 | 1.0943 | |

Calibration Report

| | | | |
|----------------------------|--|-----------------------------|-------------|
| Batch Path | \\MASSHUNTER\Org\Data\SV5973N.I\sd122821\1 DOD bna\QuantResults\122821 bna 1 CAL.batch.bin | Analyst Name | BL2000\sean |
| Analysis Time | 1/26/2022 3:44 PM | Reporter Name | BL2000\sean |
| Report Time | 1/26/2022 3:46:03 PM | Batch State | Processed |
| Last Calib Update | 12/29/2021 7:25 PM | Quant Report Version | 10.0 |
| Quant Batch Version | 10.0 | | |

Dibenzo(a,h)anthracene %RSE = 7.0

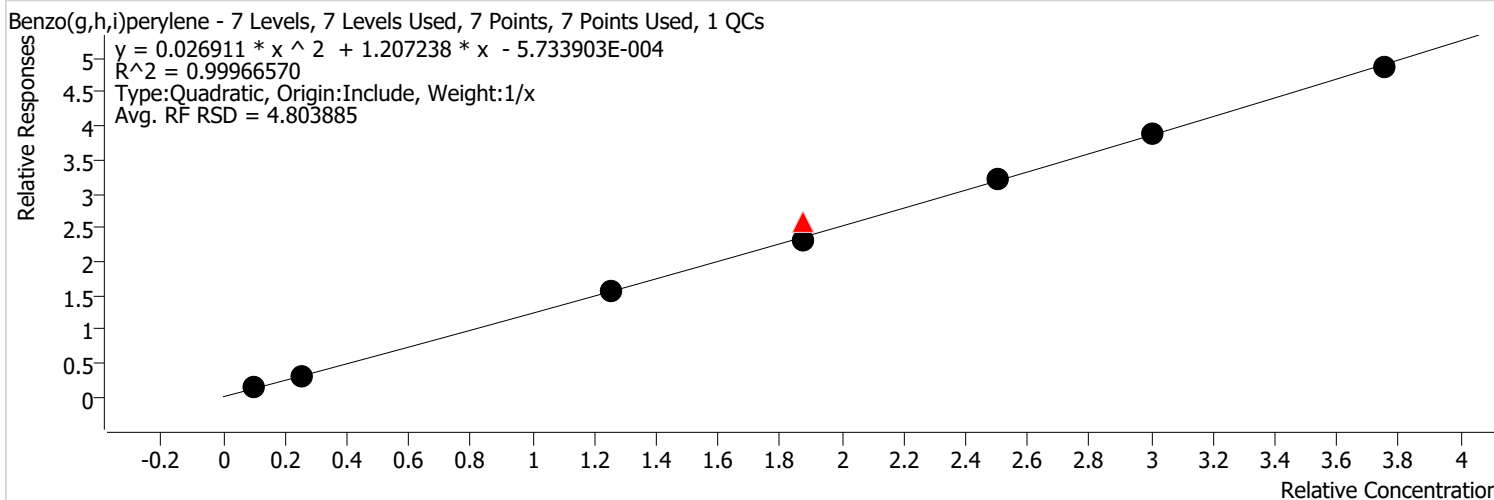


| Calibration STD Path | Cal Type | Level | Enabled | Resp. | Exp. Conc | Resp. Factor | Level RSD |
|--|-------------|-------|---------|---------|-----------|--------------|-----------|
| \\MASSHUNTER\Org\Data\SV5973N.I\sd122821\1 DOD bna\Dec2808.D | Calibration | 1 | x | 40671 | 4.0000 | 1.0185 | |
| \\MASSHUNTER\Org\Data\SV5973N.I\sd122821\1 DOD bna\Dec2807.D | Calibration | 2 | x | 90361 | 10.0000 | 0.9321 | |
| \\MASSHUNTER\Org\Data\SV5973N.I\sd122821\1 DOD bna\Dec2806.D | Calibration | 3 | x | 575017 | 50.0000 | 1.1121 | |
| \\MASSHUNTER\Org\Data\SV5973N.I\sd122321\DoD BNA 3\Dec2337.D | CC | CCV | x | 789236 | 75.0000 | 1.2415 | |
| \\MASSHUNTER\Org\Data\SV5973N.I\sd122821\1 DOD bna\Dec2809.D | QC | ICV | x | 1189036 | 75.0000 | 1.2481 | |
| \\MASSHUNTER\Org\Data\SV5973N.I\sd122821\1 DOD bna\Dec2805.D | Calibration | 4 | x | 927685 | 75.0000 | 1.1689 | |
| \\MASSHUNTER\Org\Data\SV5973N.I\sd122821\1 DOD bna\Dec2804.D | Calibration | 5 | x | 1209636 | 100.0000 | 1.1299 | |
| \\MASSHUNTER\Org\Data\SV5973N.I\sd122821\1 DOD bna\Dec2803.D | Calibration | 6 | x | 1587150 | 120.0000 | 1.1548 | |
| \\MASSHUNTER\Org\Data\SV5973N.I\sd122821\1 DOD bna\Dec2802.D | Calibration | 7 | x | 1972310 | 150.0000 | 1.1481 | |

Calibration Report

| | | | |
|----------------------------|--|-----------------------------|-------------|
| Batch Path | \\MASSHUNTER\Org\Data\SV5973N.I\sd122821\1 DOD bna\QuantResults\122821 bna 1 CAL.batch.bin | Analyst Name | BL2000\sean |
| Analysis Time | 1/26/2022 3:44 PM | Reporter Name | BL2000\sean |
| Report Time | 1/26/2022 3:46:03 PM | Batch State | Processed |
| Last Calib Update | 12/29/2021 7:25 PM | Quant Report Version | 10.0 |
| Quant Batch Version | 10.0 | | |

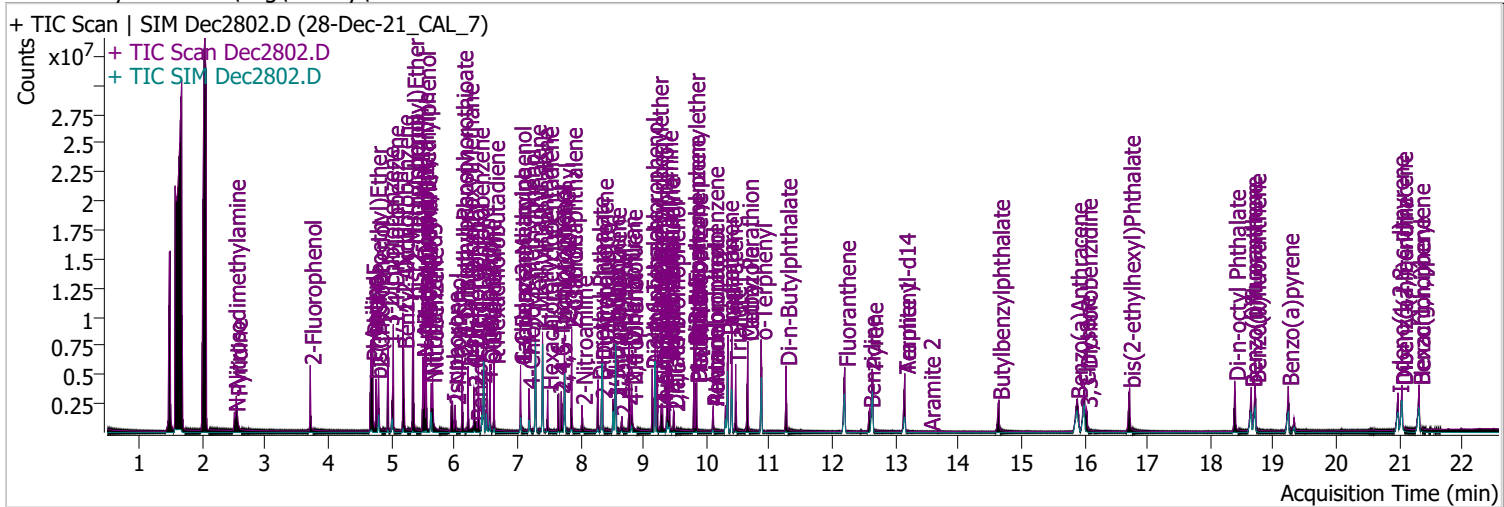
Benzo(g,h,i)perylene %RSE = 4.7



| Calibration STD Path | Cal Type | Level | Enabled | Resp. | Exp. Conc | Resp. Factor | Level RSD |
|--|-------------|-------|---------|---------|-----------|--------------|-----------|
| \\MASSHUNTER\Org\Data\SV5973N.I\sd122821\1 DOD bna\Dec2808.D | Calibration | 1 | x | 50982 | 4.0000 | 1.2766 | |
| \\MASSHUNTER\Org\Data\SV5973N.I\sd122821\1 DOD bna\Dec2807.D | Calibration | 2 | x | 109541 | 10.0000 | 1.1299 | |
| \\MASSHUNTER\Org\Data\SV5973N.I\sd122821\1 DOD bna\Dec2806.D | Calibration | 3 | x | 648415 | 50.0000 | 1.2541 | |
| \\MASSHUNTER\Org\Data\SV5973N.I\sd122321\DoD BNA 3\Dec2337.D | CC | CCV | x | 881363 | 75.0000 | 1.3865 | |
| \\MASSHUNTER\Org\Data\SV5973N.I\sd122821\1 DOD bna\Dec2809.D | QC | ICV | x | 1311371 | 75.0000 | 1.3765 | |
| \\MASSHUNTER\Org\Data\SV5973N.I\sd122821\1 DOD bna\Dec2805.D | Calibration | 4 | x | 979101 | 75.0000 | 1.2337 | |
| \\MASSHUNTER\Org\Data\SV5973N.I\sd122821\1 DOD bna\Dec2804.D | Calibration | 5 | x | 1382277 | 100.0000 | 1.2912 | |
| \\MASSHUNTER\Org\Data\SV5973N.I\sd122821\1 DOD bna\Dec2803.D | Calibration | 6 | x | 1789954 | 120.0000 | 1.3024 | |
| \\MASSHUNTER\Org\Data\SV5973N.I\sd122821\1 DOD bna\Dec2802.D | Calibration | 7 | x | 2226169 | 150.0000 | 1.2958 | |

Quantitation Results Report (QT Reviewed)

| | | | |
|----------------|----------------------------|-------------------|------------------------|
| Data File | Dec2802.D | Operator | LIMS import |
| Acq. Method | BNA+SIM.M | Acq. Date-Time | 12/28/2021 2:24:27 PM |
| Sample Name | 28-Dec-21_CAL_7 | Instrument | Instrument #1 |
| Vial | 2 | Multiplier | 1.00 |
| DA Method File | | Comment | SVOC-8270-W-LARGO |
| Tune File | dftppdsm.u | Tune Date | 11/24/2021 11:15:00 AM |
| Batch Name | 122821 bna 1 CAL.batch.bin | Last Calib Update | 12/29/2021 7:25:46 PM |
| Ref Library | D:\Org\Library\NIST129K.I | | |



| Compound | RT | QIon | Resp. | Conc. | Units | Dev(Min) |
|------------------------------------|----------------------|-------|---------|--------------------|-------|----------|
| Internal Standards | | | | | | |
| System Monitoring Compounds | | | | | | |
| S 2-Fluorophenol | 3.715 | 112.0 | 1304432 | 148.7092 | µg/L | 0.010 |
| Spiked Amount: 200.000 | Range: 10.0 - 75.0% | | | Recovery = 74.35% | | |
| S Phenol-d5 | 4.695 | 99.0 | 1703585 | 147.8238 | µg/L | 0.010 |
| Spiked Amount: 200.000 | Range: 10.0 - 65.0% | | | Recovery = 73.91% | | * |
| S Nitrobenzene-d5 | 5.635 | 82.0 | 862470 | 146.4511 | µg/L | 0.010 |
| Spiked Amount: 100.000 | Range: 32.0 - 94.0% | | | Recovery = 146.45% | | * |
| S 2-Fluorobiphenyl | 7.749 | 172.0 | 2546548 | 146.0097 | µg/L | 0.000 |
| Spiked Amount: 100.000 | Range: 28.0 - 107.0% | | | Recovery = 146.01% | | * |
| S 2,4,6-Tribromophenol | 9.489 | 329.8 | 154129 | 154.0245 | µg/L | 0.010 |
| Spiked Amount: 200.000 | Range: 25.0 - 140.0% | | | Recovery = 77.01% | | |
| S Terphenyl-d14 | 13.149 | 244.3 | 2311109 | 147.2211 | µg/L | 0.010 |
| Spiked Amount: 100.000 | Range: 32.0 - 122.0% | | | Recovery = 147.22% | | * |
| Target Compounds | | | | | | |
| T N-Nitrosodimethylamine | 2.509 | 74.0 | 498429 | 137.3345 | µg/L | 79 |
| T Pyridine | 2.540 | 79.0 | 1260889 | 139.8011 | µg/L | 90 |
| T Aniline | 4.675 | 93.0 | 2558692 | 146.6255 | µg/L | 94 |
| T Phenol | 4.705 | 94.0 | 1992679 | 153.9390 | µg/L | 90 |
| T bis(-2-Chloroethyl)Ether | 4.756 | 63.0 | 1407901 | 139.4103 | µg/L | 99 |
| T 2-Chlorophenol | 4.797 | 128.0 | 1220197 | 141.6745 | µg/L | 100 |
| T 1,3-Dichlorobenzene | 4.950 | 146.0 | 1930797 | 147.6236 | µg/L | 99 |
| T 1,4-Dichlorobenzene | 5.032 | 146.0 | 1983474 | 153.7720 | µg/L | m 98 |
| T 1,2-Dichlorobenzene | 5.185 | 146.0 | 1840258 | 136.2123 | µg/L | 98 |
| T Benzyl Alcohol | 5.195 | 108.0 | 800268 | 137.2928 | µg/L | 96 |
| T bis(2-chloroisopropyl)Ether | 5.349 | 121.0 | 547889 | 133.5047 | µg/L | 100 |
| T 2-Methylphenol | 5.349 | 107.0 | 1401347 | 150.4175 | µg/L | 98 |
| T N-nitroso-Di-n-propylamine | 5.502 | 70.0 | 913674 | 136.4744 | µg/L | 99 |
| T 4Methylphenol/3Methylphenol | 5.533 | 107.0 | 1908599 | 151.3538 | µg/L | m 98 |
| T Hexachloroethane | 5.553 | 117.0 | 495373 | 148.8241 | µg/L | 90 |

Quantitation Results Report (QT Reviewed)

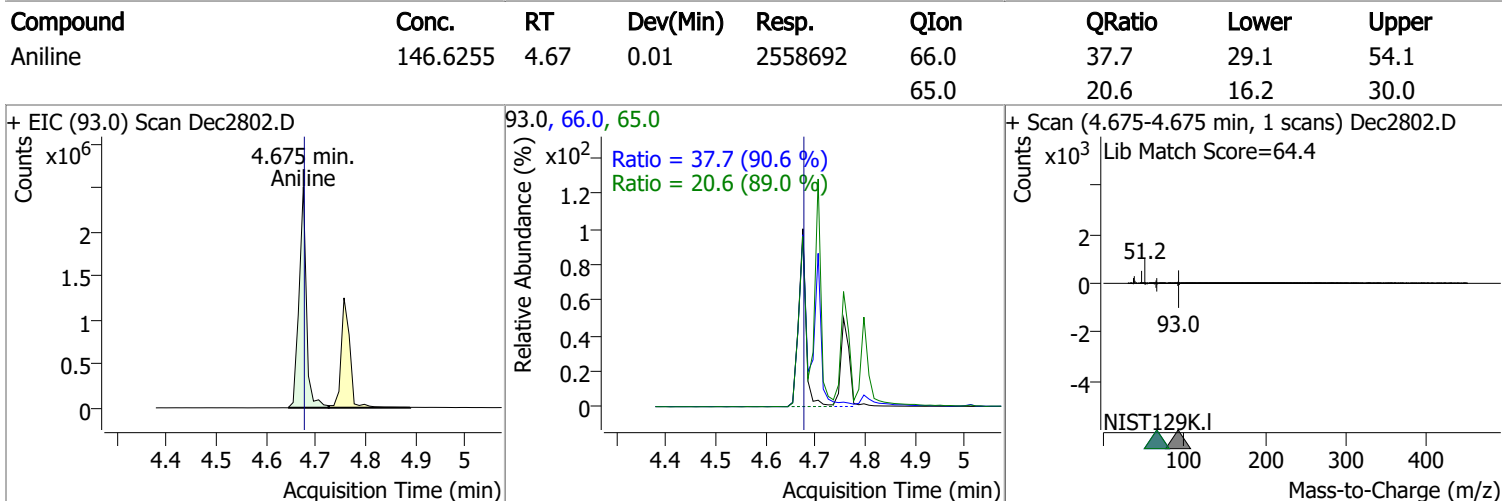
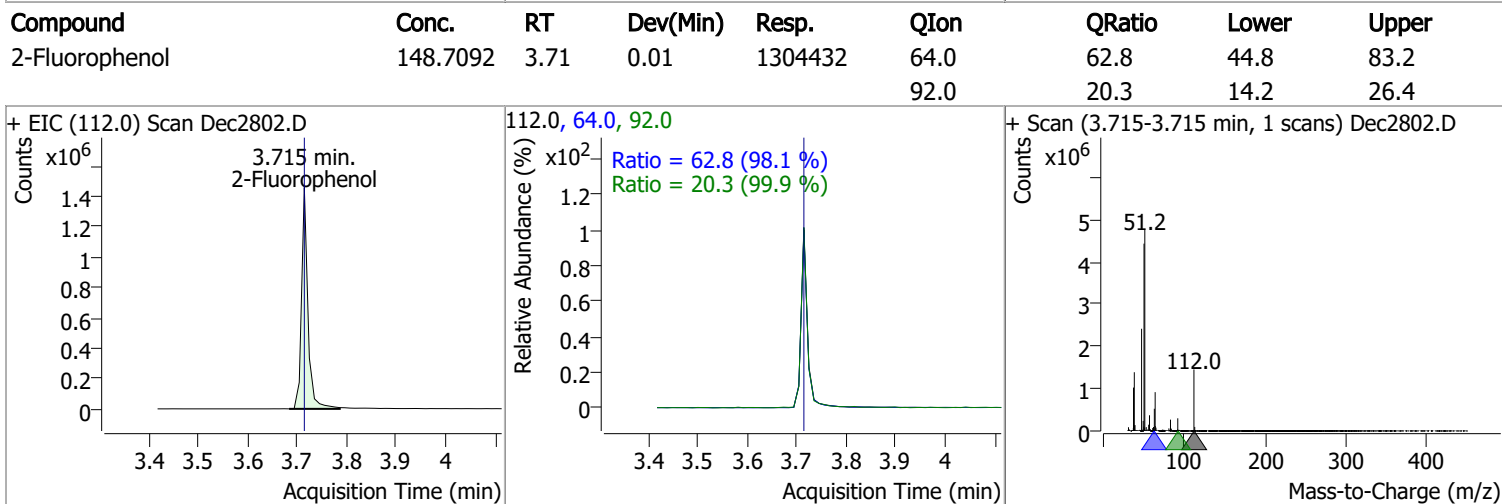
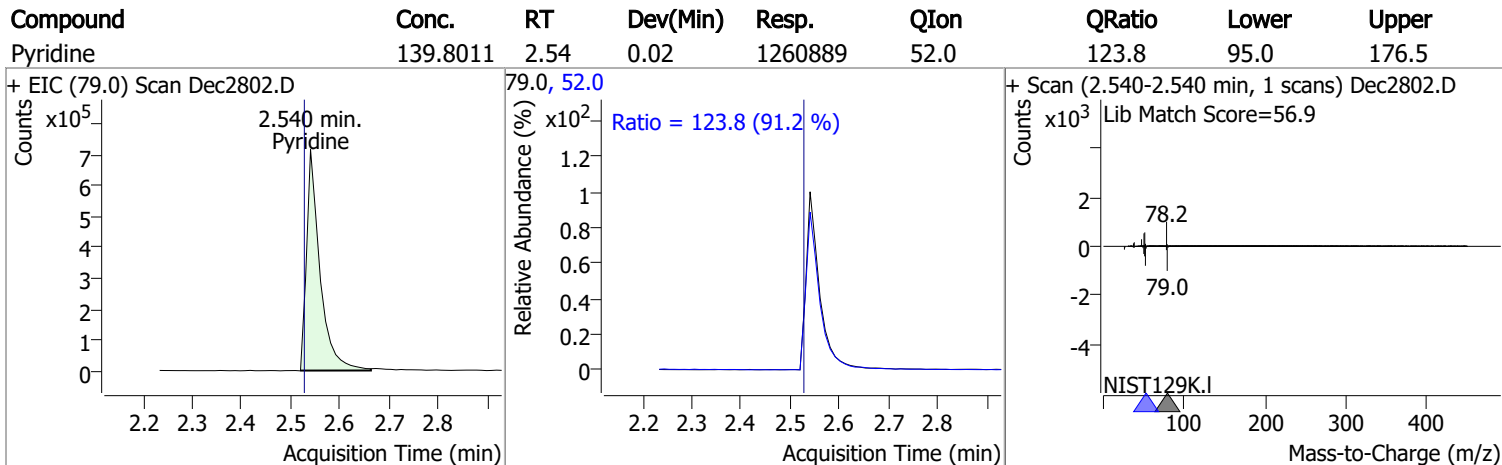
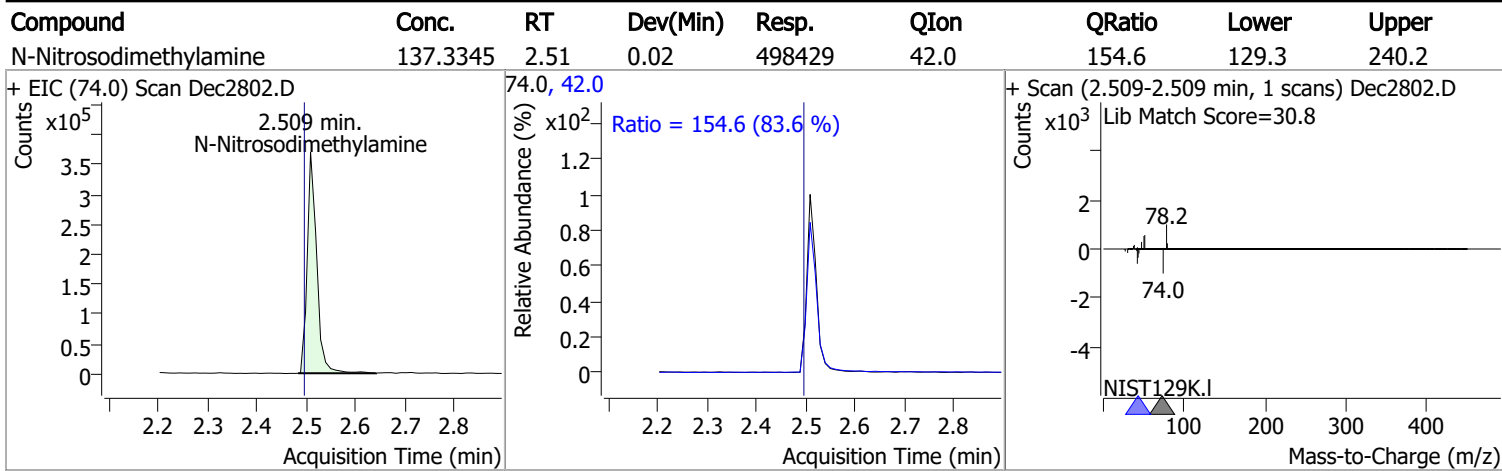
| Compound | RT | QIon | Resp. | Conc. | Units | Dev(Min) |
|-------------------------------|--------|-------|---------|----------|-------|----------|
| T Nitrobenzene | 5.655 | 123.1 | 400624 | 135.3937 | µg/L | 90 |
| T Isophorone | 5.972 | 82.0 | 2047574 | 145.9146 | µg/L | 99 |
| T 2-Nitrophenol | 6.013 | 139.0 | 340485 | 145.6437 | µg/L | 97 |
| T 2,4-Dimethylphenol | 6.126 | 122.0 | 1083439 | 139.5556 | µg/L | 99 |
| T bis(-2-Chloroethoxy)Methane | 6.218 | 93.0 | 1341138 | 139.9918 | µg/L | 98 |
| T Benzoic Acid | 6.352 | 105.0 | 576044 | 143.4750 | µg/L | 95 |
| T 2,4-Dichlorophenol | 6.311 | 162.0 | 802034 | 144.6609 | µg/L | 99 |
| T 1,2,4-Trichlorobenzene | 6.383 | 180.0 | 1146510 | 141.1882 | µg/L | 99 |
| T Naphthalene | 6.465 | 128.0 | 3552299 | 132.9406 | µg/L | m 99 |
| T 4-Chlorophenol | 6.516 | 130.0 | 342814 | 146.2050 | µg/L | m 98 |
| T p-Chloroaniline | 6.568 | 127.0 | 1563056 | 147.4140 | µg/L | 96 |
| T Hexachlorobutadiene | 6.629 | 224.9 | 638885 | 153.3819 | µg/L | 97 |
| T 4-Chloro-2-Methylphenol | 7.050 | 107.0 | 862842 | 138.3690 | µg/L | 98 |
| T 4-Chloro-3-Methylphenol | 7.184 | 107.0 | 909438 | 146.7570 | µg/L | 99 |
| T 2-Methylnaphthalene | 7.286 | 141.0 | 2078637 | 146.2916 | µg/L | 98 |
| T 1-Methylnaphthalene | 7.399 | 141.0 | 2048669 | 146.0329 | µg/L | 99 |
| T Hexachlorocyclopentadiene | 7.482 | 236.9 | 353538 | 148.2707 | µg/L | 98 |
| T 2,4,6-Trichlorophenol | 7.656 | 196.0 | 532039 | 150.4673 | µg/L | 98 |
| T 2,4,5-Trichlorophenol | 7.697 | 196.0 | 568846 | 142.4414 | µg/L | 98 |
| T 2-Chloronaphthalene | 7.862 | 162.0 | 2250023 | 146.4532 | µg/L | 99 |
| T 2-Nitroaniline | 8.026 | 65.0 | 360083 | 145.3774 | µg/L | 99 |
| T Dimethyl Phthalate | 8.282 | 163.0 | 2143709 | 147.4224 | µg/L | 98 |
| T 2,6-Dinitrotoluene | 8.333 | 165.0 | 235896 | 147.2600 | µg/L | 96 |
| T Acenaphthylene | 8.354 | 152.1 | 3915756 | 150.4813 | µg/L | 100 |
| T 3-Nitroaniline | 8.538 | 138.0 | 306017 | 145.8185 | µg/L | 92 |
| T Acenaphthene | 8.558 | 154.0 | 2155396 | 153.5547 | µg/L | m 98 |
| T 2,4-Dinitrophenol | 8.660 | 184.0 | 153890 | 149.3252 | µg/L | 82 |
| T Dibenzofuran | 8.773 | 168.0 | 3429677 | 151.7695 | µg/L | 99 |
| T 4-Nitrophenol | 8.824 | 109.0 | 324707 | 145.4193 | µg/L | 78 |
| T 2,4-Dinitrotoluene | 8.814 | 165.0 | 337618 | 147.1319 | µg/L | 98 |
| T Diethylphthalate | 9.141 | 149.0 | 2225622 | 148.4939 | µg/L | m 99 |
| T Fluorene | 9.192 | 166.0 | 2977755 | 153.0965 | µg/L | 98 |
| T 4-Chlorophenyl-phenylether | 9.223 | 204.0 | 1264744 | 150.1936 | µg/L | 97 |
| T 4-Nitroaniline | 9.285 | 138.0 | 293170 | 143.3550 | µg/L | 98 |
| T 4,6-Dinitro-2-methylphenol | 9.305 | 198.0 | 216297 | 148.4268 | µg/L | 93 |
| T N-nitrosodiphenylamine | 9.377 | 169.0 | 1635441 | 143.1354 | µg/L | 99 |
| T Azobenzene | 9.407 | 77.0 | 2151663 | 143.1527 | µg/L | 91 |
| T 4-Bromophenyl-phenylether | 9.806 | 248.0 | 681341 | 148.5344 | µg/L | 100 |
| T Hexachlorobenzene | 9.847 | 283.9 | 620945 | 149.1176 | µg/L | 94 |
| T Pentachlorophenol | 10.110 | 265.9 | 226760 | 144.6526 | µg/L | 93 |
| T Phenanthrene | 10.343 | 178.0 | 3788593 | 149.1853 | µg/L | 99 |
| T Anthracene | 10.404 | 178.0 | 3353992 | 146.4996 | µg/L | m 99 |
| T Triallate | 10.465 | 86.0 | 772724 | 147.5389 | µg/L | 97 |
| T Carbazole | 10.657 | 167.0 | 3633136 | 152.2962 | µg/L | 99 |
| T o-Terphenyl | 10.870 | 230.0 | 1867487 | 150.4557 | µg/L | 98 |
| T Di-n-Butylphthalate | 11.265 | 149.0 | 2991931 | 145.8109 | µg/L | 99 |
| T Fluoranthene | 12.197 | 202.0 | 3579977 | 146.9721 | µg/L | 100 |
| T Benzidine | 12.592 | 184.0 | 1327180 | 146.0621 | µg/L | 99 |
| T Pyrene | 12.632 | 202.0 | 4003370 | 149.7101 | µg/L | 98 |
| T Butylbenzylphthalate | 14.643 | 149.0 | 1016385 | 146.8716 | µg/L | 97 |
| T Benzo(a)Anthracene | 15.880 | 228.0 | 2687750 | 152.2440 | µg/L | 99 |
| T Chrysene | 16.003 | 228.0 | 2990250 | 148.2872 | µg/L | 99 |
| T 3,3-Dichlorobenzidine | 16.033 | 252.0 | 841603 | 147.3099 | µg/L | 98 |
| T bis(2-ethylhexyl)Phthalate | 16.718 | 167.0 | 365081 | 147.9309 | µg/L | 91 |
| T Di-n-octyl Phthalate | 18.386 | 149.0 | 2582125 | 148.4492 | µg/L | 99 |

Quantitation Results Report (QT Reviewed)

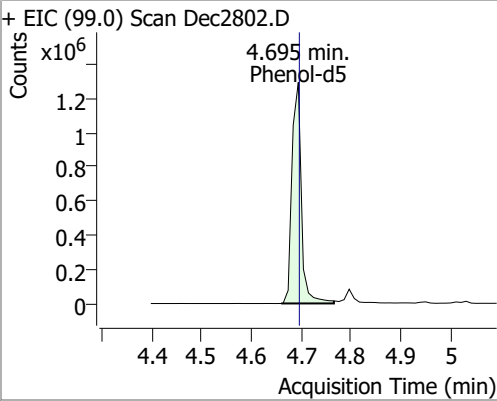
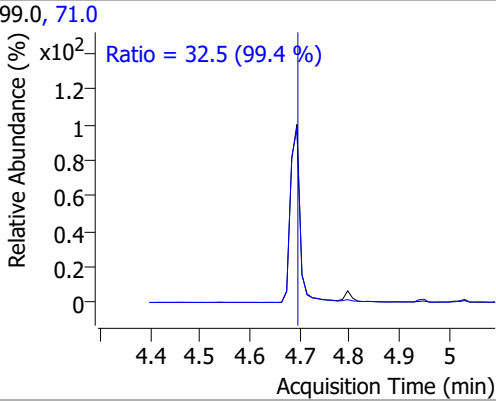
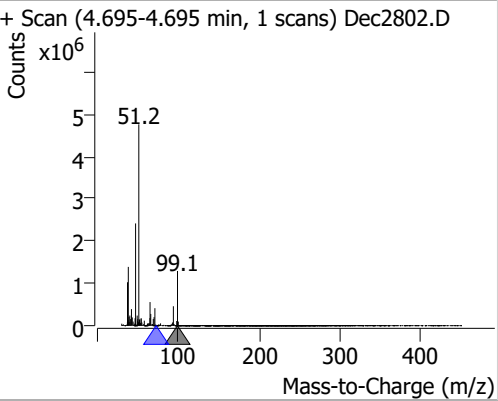
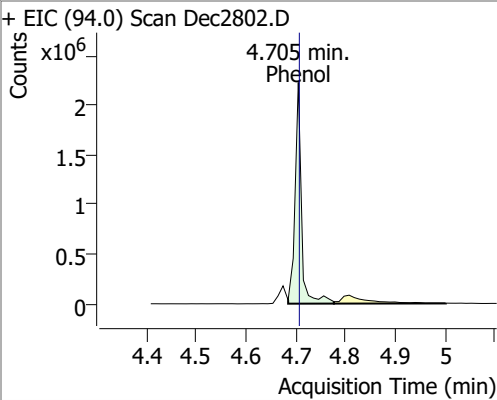
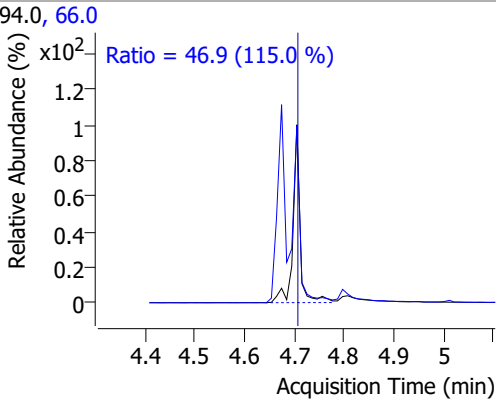
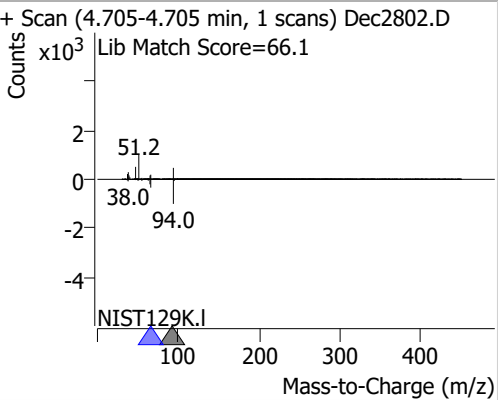
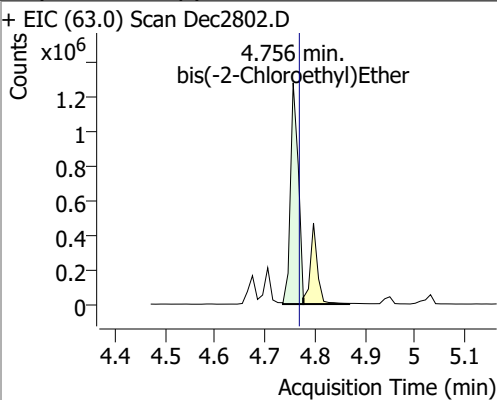
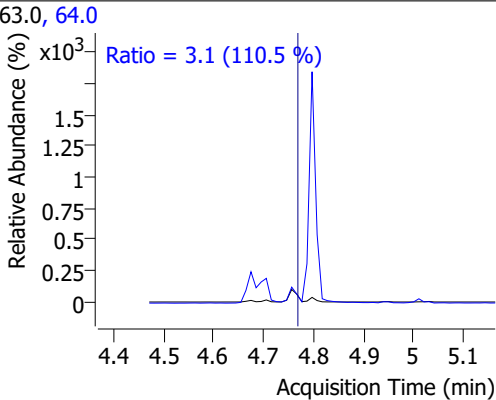
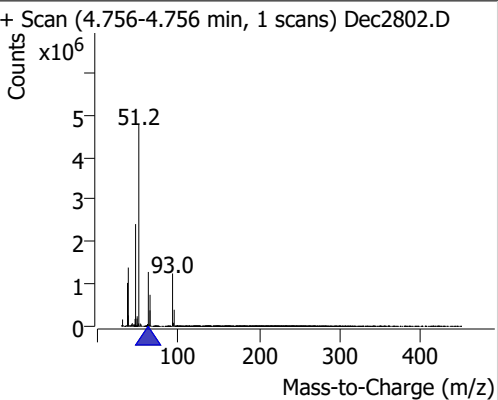
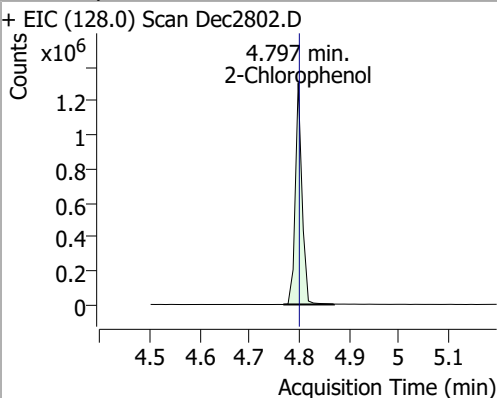
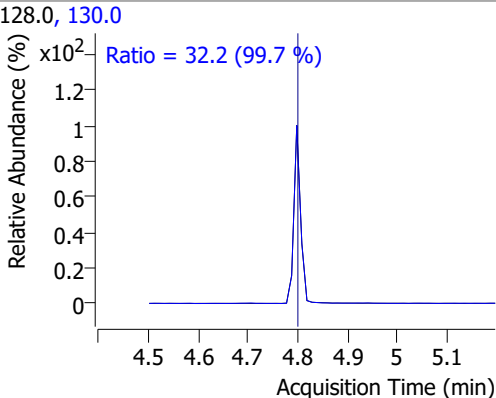
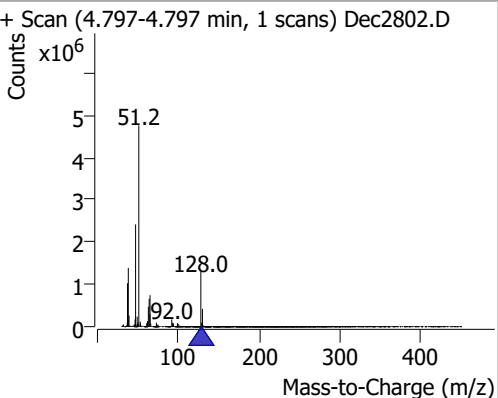
| Compound | RT | QIon | Resp. | Conc. | Units | Dev(Min) |
|---------------------------|--------|-------|---------|----------|-------|----------|
| T Benzo(b)fluoranthene | 18.649 | 252.0 | 2531540 | 155.0591 | µg/L | 100 |
| T Benzo(k)fluoranthene | 18.710 | 252.0 | 2907393 | 164.1991 | µg/L | 99 |
| T Benzo(a)pyrene | 19.236 | 252.0 | 2566771 | 150.6774 | µg/L | 97 |
| T Indeno(1,2,3-c,d)pyrene | 20.978 | 276.0 | 1879964 | 150.7798 | µg/L | 95 |
| T Dibenzo(a,h)anthracene | 21.039 | 278.0 | 1972310 | 149.2076 | µg/L | 99 |
| T Benzo(g,h,i)perylene | 21.312 | 276.0 | 2226169 | 148.7054 | µg/L | 99 |

(#) = Qualifier Out of Range; (m) = Manual Integration; (+) = Area Summed; (*) = Surrogate Percent Recovery Out of Range; (d): Zeroed Peak

Quantitation Results Report (QT Reviewed)

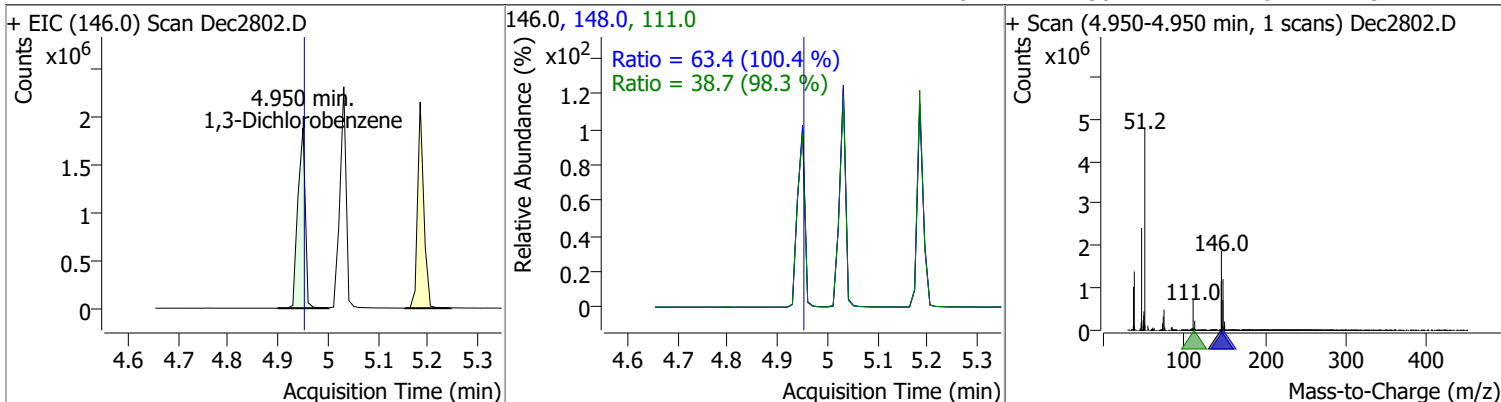


Quantitation Results Report (QT Reviewed)

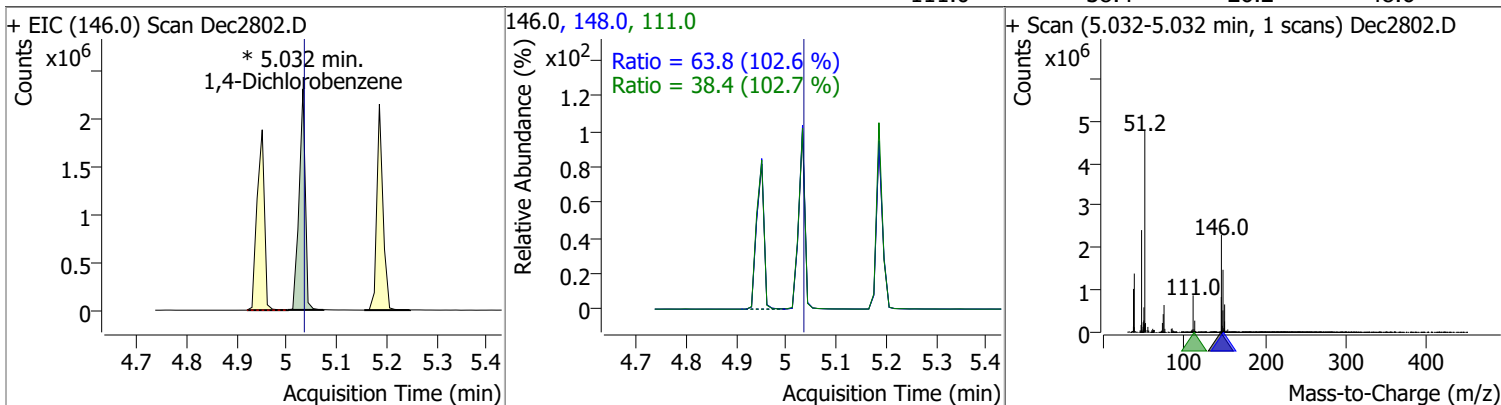
| Compound | Conc. | RT | Dev(Min) | Resp. | QIon | QRatio | Lower | Upper |
|--|--|---|--------------|---------|-------|---|-------|-------|
| Phenol-d5 | 147.8238 | 4.70 | 0.01 | 1703585 | 71.0 | 32.5 | 22.9 | 42.5 |
| + EIC (99.0) Scan Dec2802.D | | | 99.0, 71.0 | | | + Scan (4.695-4.695 min, 1 scans) Dec2802.D | | |
|  |  |  | | | | | | |
| Phenol | 153.9390 | 4.71 | 0.01 | 1992679 | 66.0 | 46.9 | 28.6 | 53.1 |
| + EIC (94.0) Scan Dec2802.D | | | 94.0, 66.0 | | | + Scan (4.705-4.705 min, 1 scans) Dec2802.D | | |
|  |  |  | | | | | | |
| bis(-2-Chloroethyl)Ether | 139.4103 | 4.76 | 0.00 | 1407901 | 64.0 | 3.1 | 1.9 | 3.6 |
| + EIC (63.0) Scan Dec2802.D | | | 63.0, 64.0 | | | + Scan (4.756-4.756 min, 1 scans) Dec2802.D | | |
|  |  |  | | | | | | |
| 2-Chlorophenol | 141.6745 | 4.80 | 0.01 | 1220197 | 130.0 | 32.2 | 22.6 | 42.0 |
| + EIC (128.0) Scan Dec2802.D | | | 128.0, 130.0 | | | + Scan (4.797-4.797 min, 1 scans) Dec2802.D | | |
|  |  |  | | | | | | |

Quantitation Results Report (QT Reviewed)

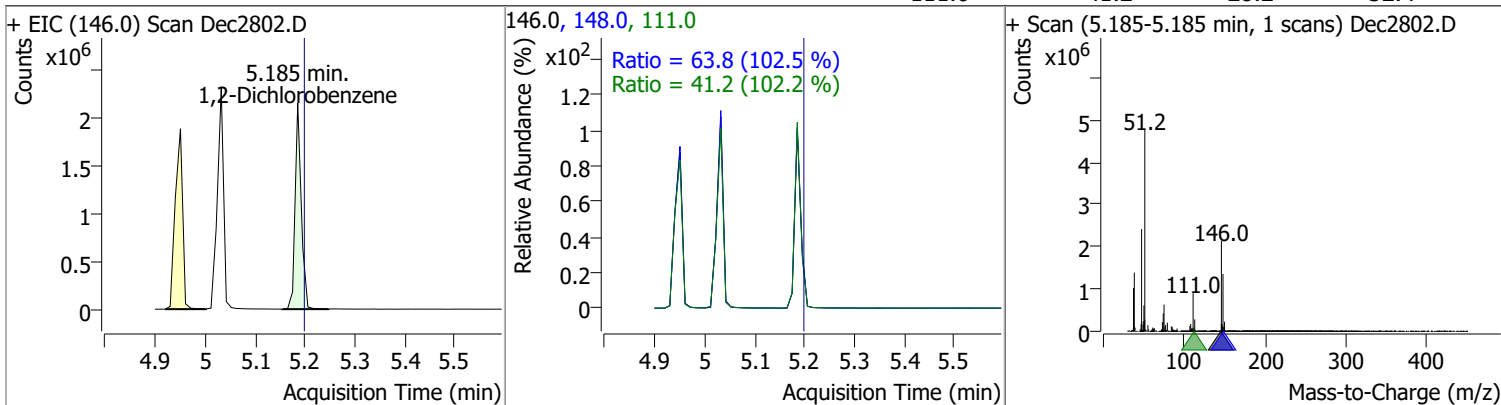
| Compound | Conc. | RT | Dev(Min) | Resp. | QIon | QRatio | Lower | Upper |
|---------------------|----------|------|----------|---------|-------|--------|-------|-------|
| 1,3-Dichlorobenzene | 147.6236 | 4.95 | 0.01 | 1930797 | 148.0 | 63.4 | 44.2 | 82.2 |
| | | | | | 111.0 | 38.7 | 27.6 | 51.2 |



| Compound | Conc. | RT | Dev(Min) | Resp. | QIon | QRatio | Lower | Upper |
|---------------------|----------|------|----------|-------------|-------|--------|-------|-------|
| 1,4-Dichlorobenzene | 153.7720 | 5.03 | 0.01 | 1983474 (m) | 148.0 | 63.8 | 43.6 | 80.9 |
| | | | | | 111.0 | 38.4 | 26.2 | 48.6 |

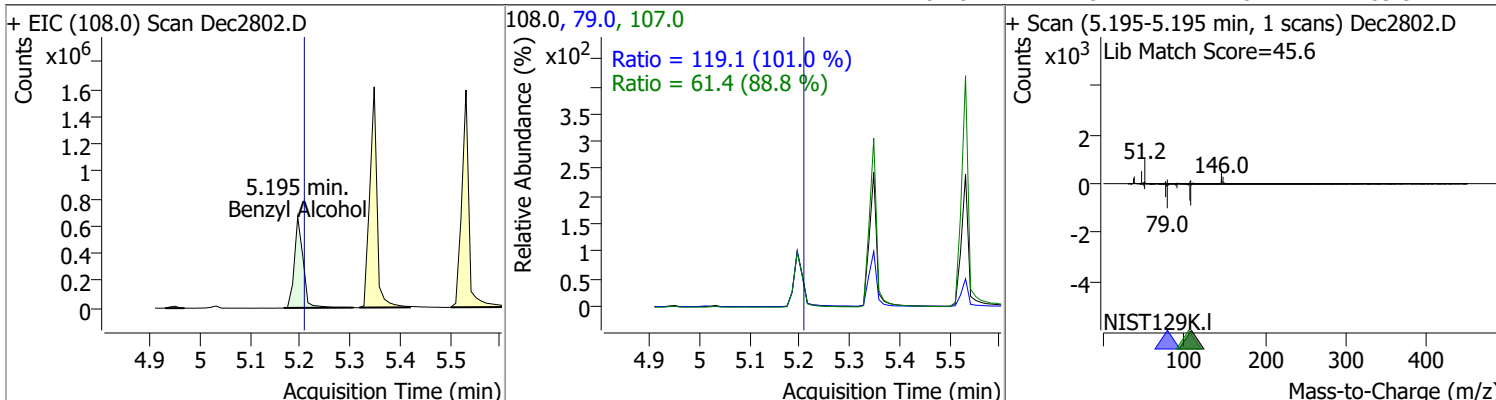


| Compound | Conc. | RT | Dev(Min) | Resp. | QIon | QRatio | Lower | Upper |
|---------------------|----------|------|----------|---------|-------|--------|-------|-------|
| 1,2-Dichlorobenzene | 136.2123 | 5.19 | 0.00 | 1840258 | 148.0 | 63.8 | 43.6 | 80.9 |
| | | | | | 111.0 | 41.2 | 28.2 | 52.4 |

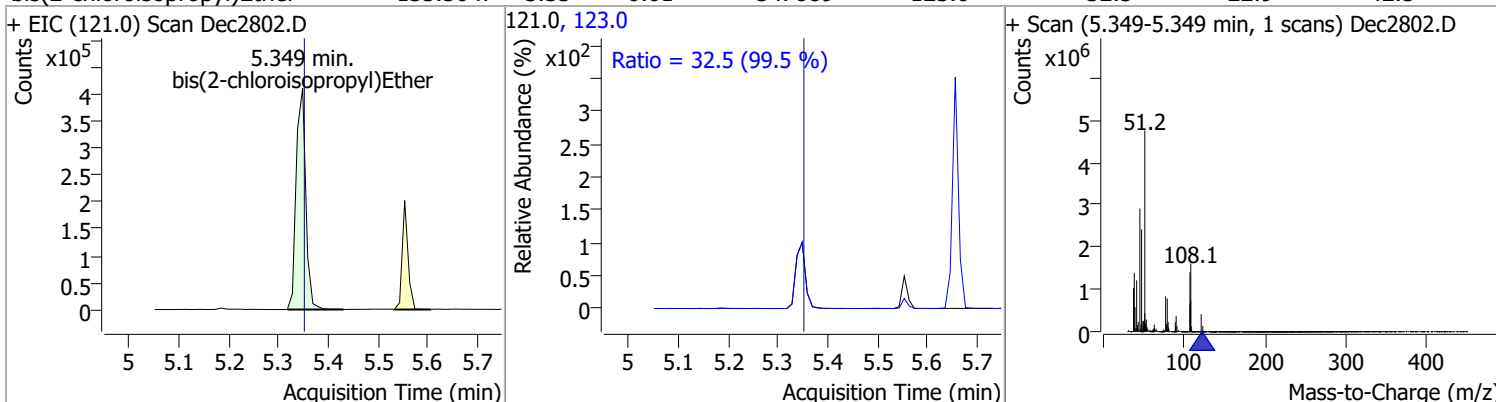


Quantitation Results Report (QT Reviewed)

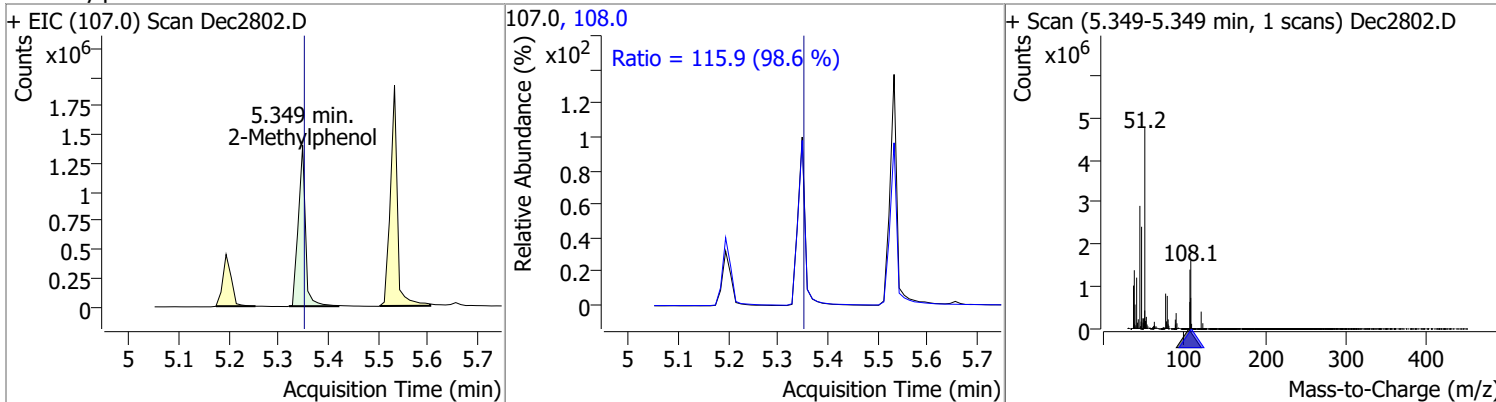
| Compound | Conc. | RT | Dev(Min) | Resp. | QIon | QRatio | Lower | Upper |
|----------------|----------|------|----------|--------|-------|--------|-------|-------|
| Benzyl Alcohol | 137.2928 | 5.20 | 0.00 | 800268 | 79.0 | 119.1 | 82.5 | 153.3 |
| | | | | | 107.0 | 61.4 | 48.4 | 89.9 |



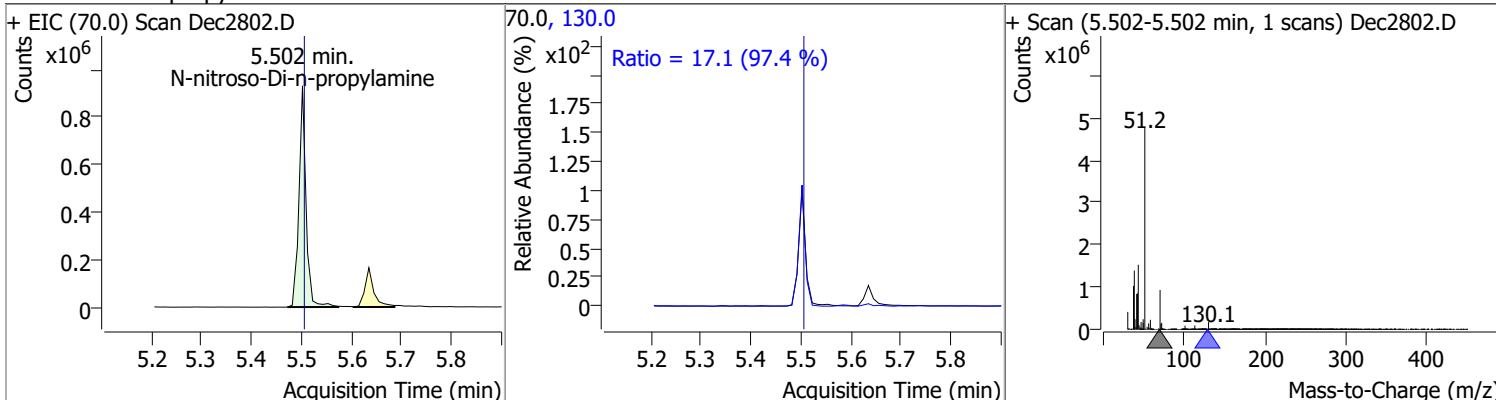
| Compound | Conc. | RT | Dev(Min) | Resp. | QIon | QRatio | Lower | Upper |
|-----------------------------|----------|------|----------|--------|-------|--------|-------|-------|
| bis(2-chloroisopropyl)Ether | 133.5047 | 5.35 | 0.01 | 547889 | 123.0 | 32.5 | 22.9 | 42.5 |



| Compound | Conc. | RT | Dev(Min) | Resp. | QIon | QRatio | Lower | Upper |
|----------------|----------|------|----------|---------|-------|--------|-------|-------|
| 2-Methylphenol | 150.4175 | 5.35 | 0.01 | 1401347 | 108.0 | 115.9 | 82.3 | 152.8 |

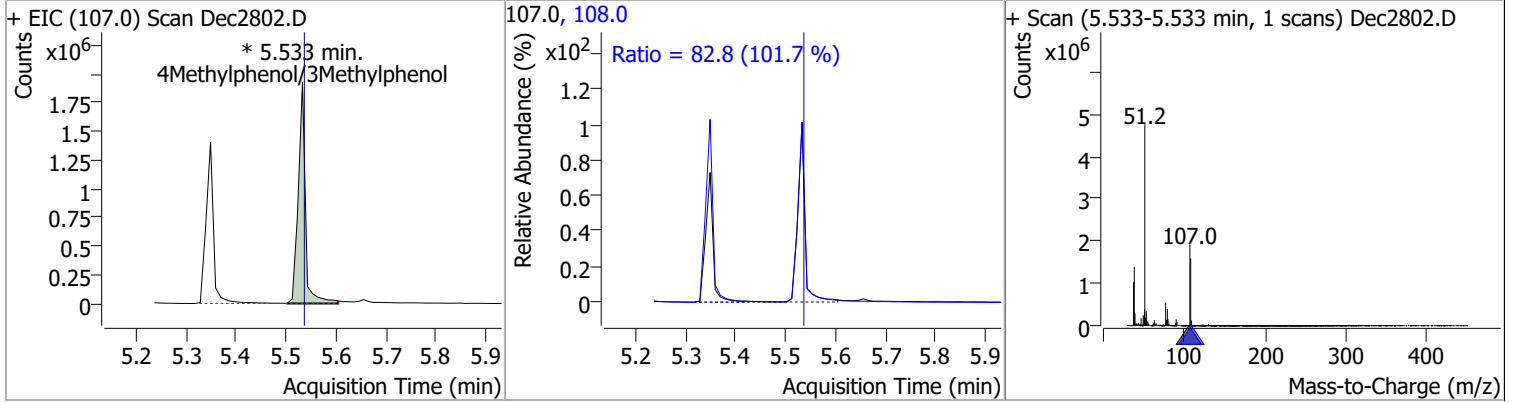


| Compound | Conc. | RT | Dev(Min) | Resp. | QIon | QRatio | Lower | Upper |
|----------------------------|----------|------|----------|--------|-------|--------|-------|-------|
| N-nitroso-Di-n-propylamine | 136.4744 | 5.50 | 0.01 | 913674 | 130.0 | 17.1 | 0.0 | 35.2 |

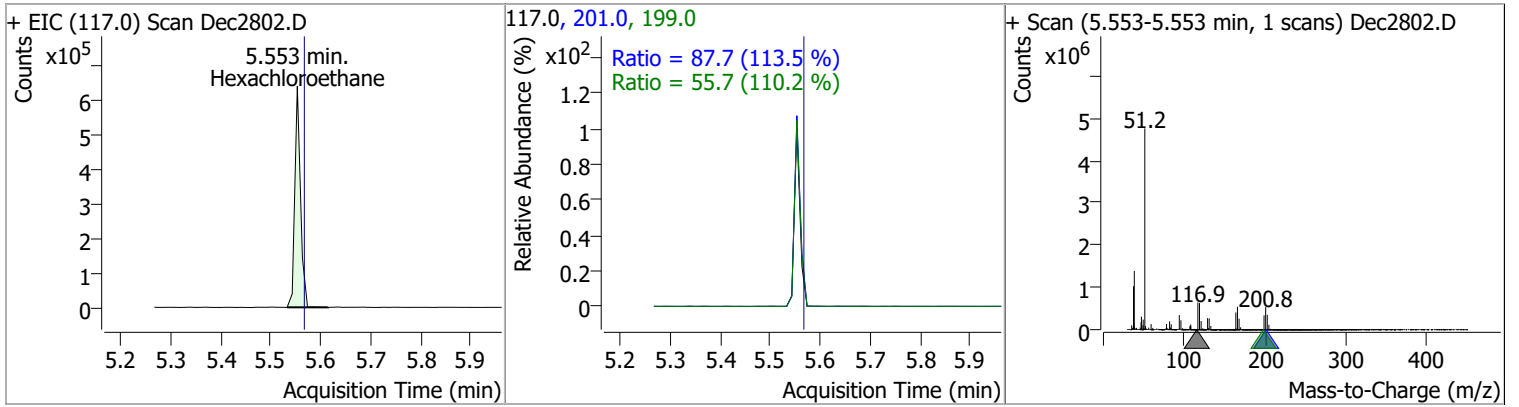


Quantitation Results Report (QT Reviewed)

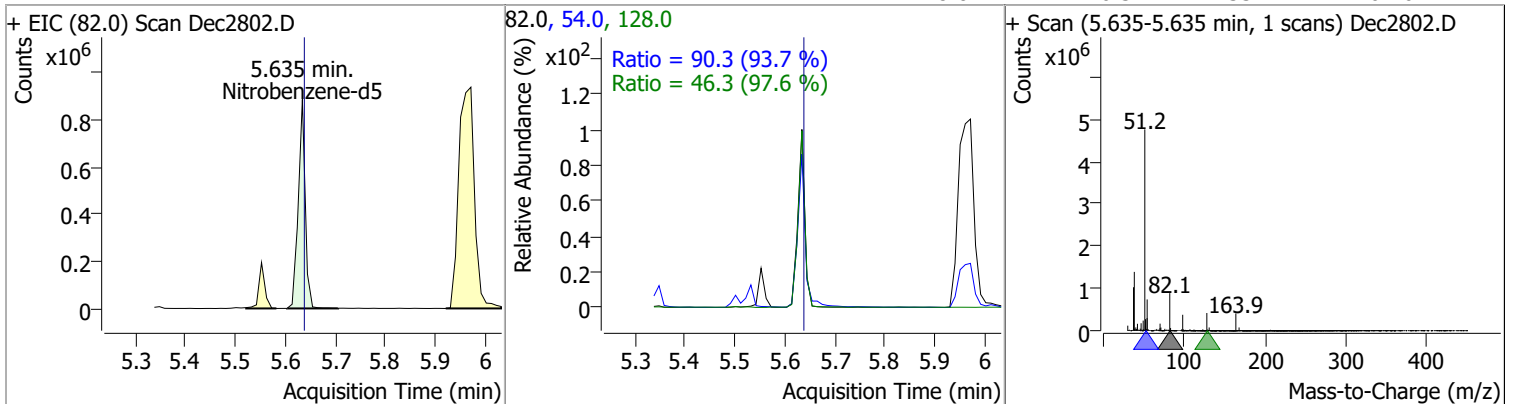
| Compound | Conc. | RT | Dev(Min) | Resp. | QIon | QRatio | Lower | Upper |
|-----------------------------|----------|------|----------|-------------|-------|--------|-------|-------|
| 4Methylphenol/3Methylphenol | 151.3538 | 5.53 | 0.01 | 1908599 (m) | 108.0 | 82.8 | 57.0 | 105.8 |



| Compound | Conc. | RT | Dev(Min) | Resp. | QIon | QRatio | Lower | Upper |
|------------------|----------|------|----------|--------|-------|--------|-------|-------|
| Hexachloroethane | 148.8241 | 5.55 | 0.00 | 495373 | 201.0 | 87.7 | 54.1 | 100.4 |
| | | | | | 199.0 | 55.7 | 35.4 | 65.7 |

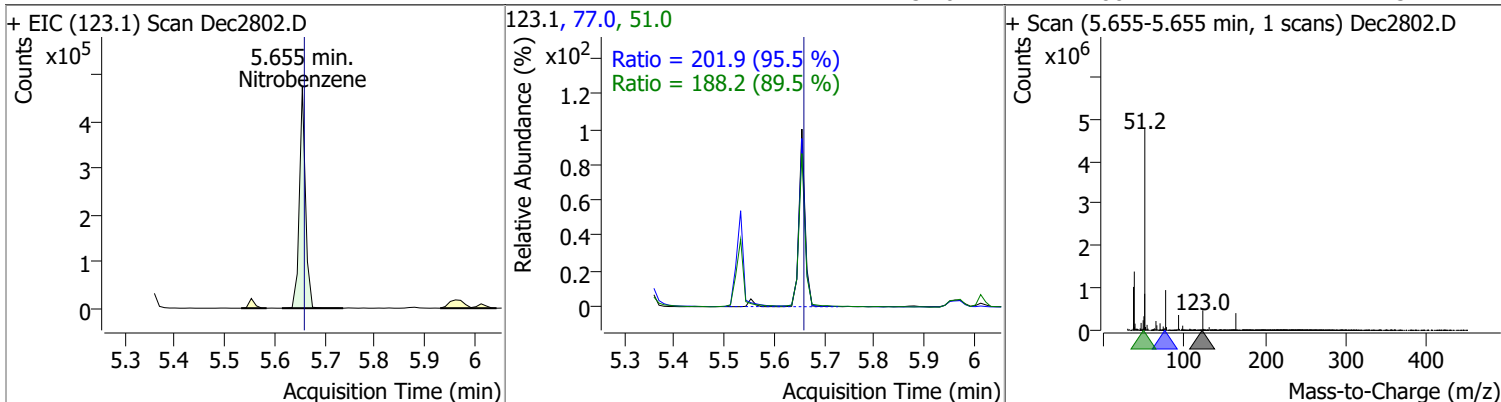


| Compound | Conc. | RT | Dev(Min) | Resp. | QIon | QRatio | Lower | Upper |
|-----------------|----------|------|----------|--------|-------|--------|-------|-------|
| Nitrobenzene-d5 | 146.4511 | 5.63 | 0.01 | 862470 | 54.0 | 90.3 | 67.5 | 125.4 |
| | | | | | 128.0 | 46.3 | 33.2 | 61.6 |

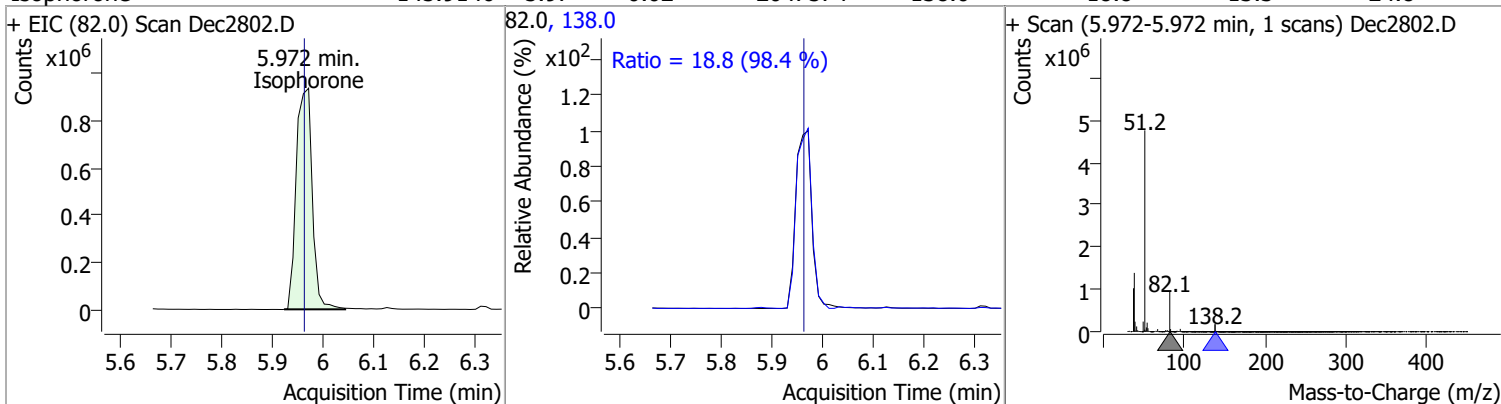


Quantitation Results Report (QT Reviewed)

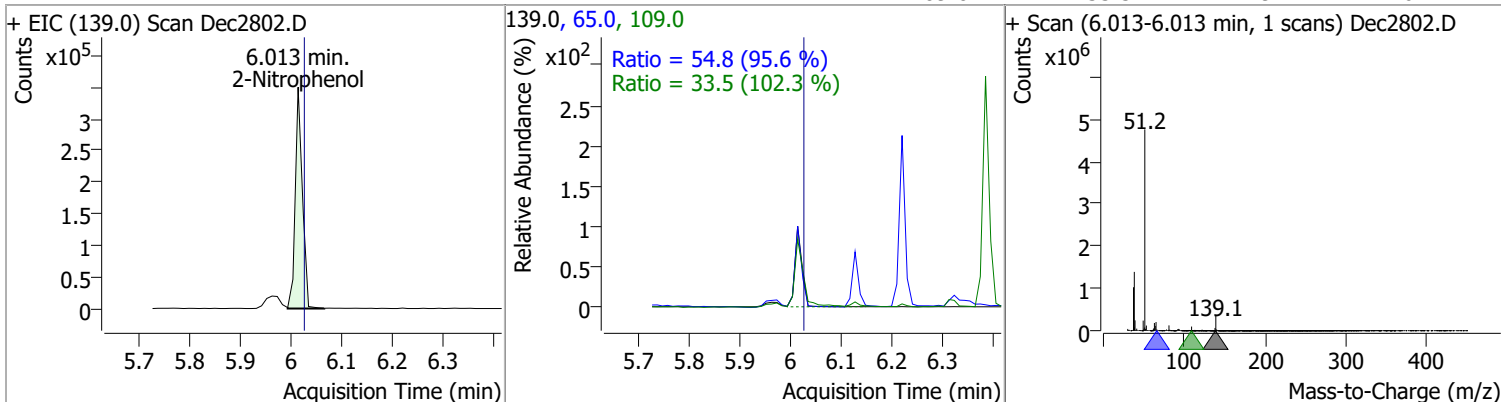
| Compound | Conc. | RT | Dev(Min) | Resp. | QIon | QRatio | Lower | Upper |
|--------------|----------|------|----------|--------|------|--------|-------|-------|
| Nitrobenzene | 135.3937 | 5.66 | 0.01 | 400624 | 77.0 | 201.9 | 148.0 | 274.8 |
| | | | | | 51.0 | 188.2 | 147.2 | 273.4 |



| Compound | Conc. | RT | Dev(Min) | Resp. | QIon | QRatio | Lower | Upper |
|------------|----------|------|----------|---------|-------|--------|-------|-------|
| Isophorone | 145.9146 | 5.97 | 0.02 | 2047574 | 138.0 | 18.8 | 13.3 | 24.8 |

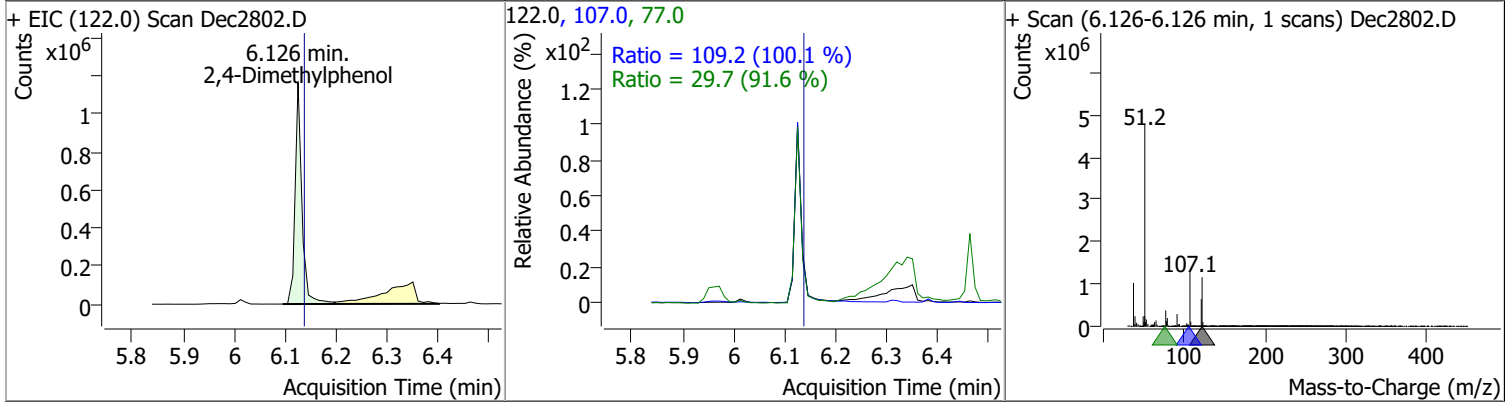


| Compound | Conc. | RT | Dev(Min) | Resp. | QIon | QRatio | Lower | Upper |
|---------------|----------|------|----------|--------|-------|--------|-------|-------|
| 2-Nitrophenol | 145.6437 | 6.01 | 0.00 | 340485 | 65.0 | 54.8 | 40.2 | 74.6 |
| | | | | | 109.0 | 33.5 | 22.9 | 42.6 |

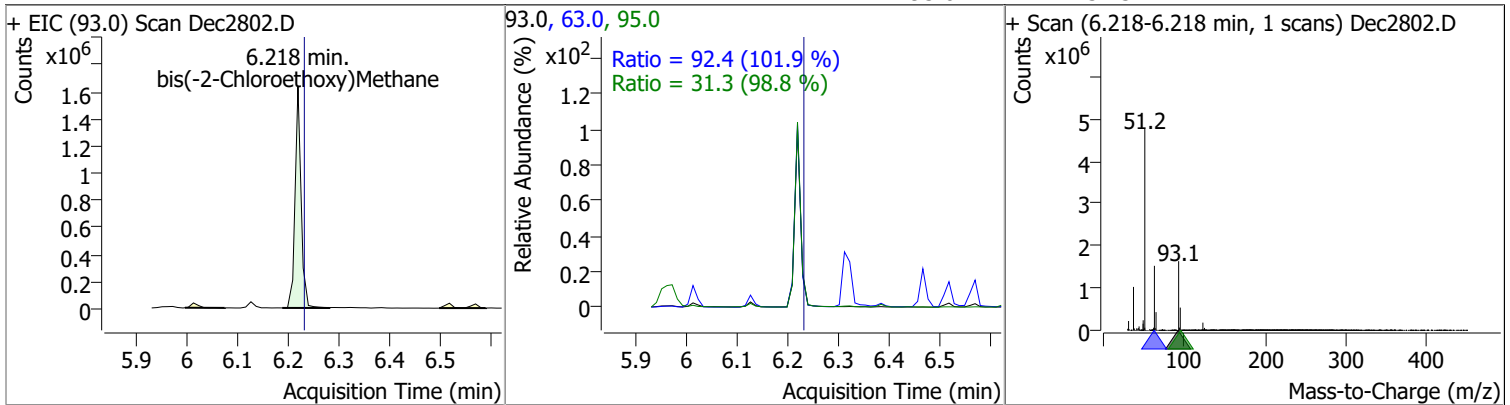


Quantitation Results Report (QT Reviewed)

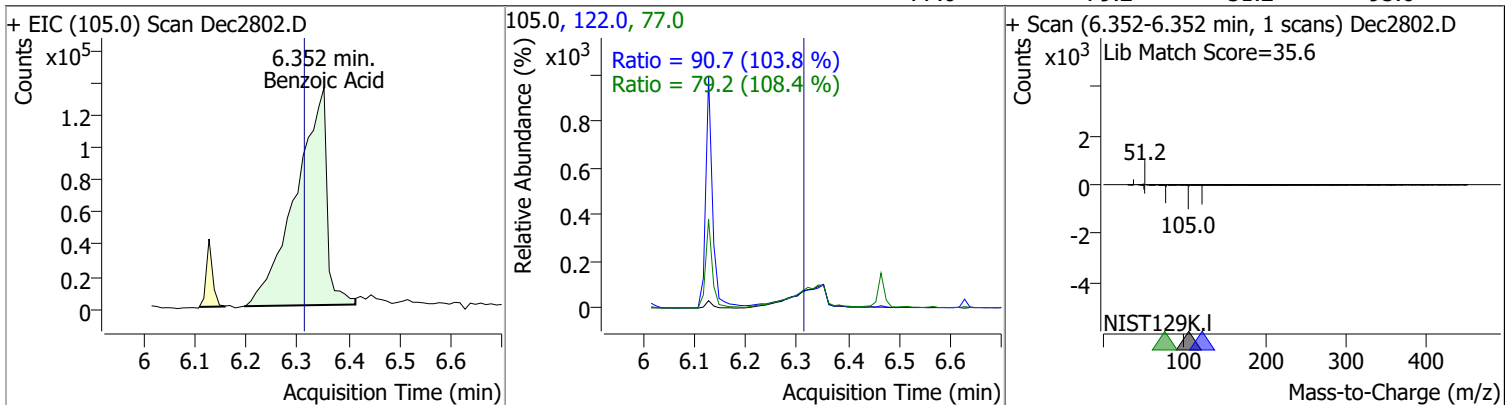
| Compound | Conc. | RT | Dev(Min) | Resp. | QIon | QRatio | Lower | Upper |
|--------------------|----------|------|----------|---------|-------|--------|-------|-------|
| 2,4-Dimethylphenol | 139.5556 | 6.13 | 0.00 | 1083439 | 107.0 | 109.2 | 76.4 | 141.8 |
| | | | | | 77.0 | 29.7 | 22.7 | 42.1 |
| | | | | | | | | |



| Compound | Conc. | RT | Dev(Min) | Resp. | QIon | QRatio | Lower | Upper |
|-----------------------------|----------|------|----------|---------|------|--------|-------|-------|
| bis(-2-Chloroethoxy)Methane | 139.9918 | 6.22 | 0.00 | 1341138 | 63.0 | 92.4 | 63.5 | 117.9 |
| | | | | | 95.0 | 31.3 | 22.2 | 41.1 |
| | | | | | | | | |

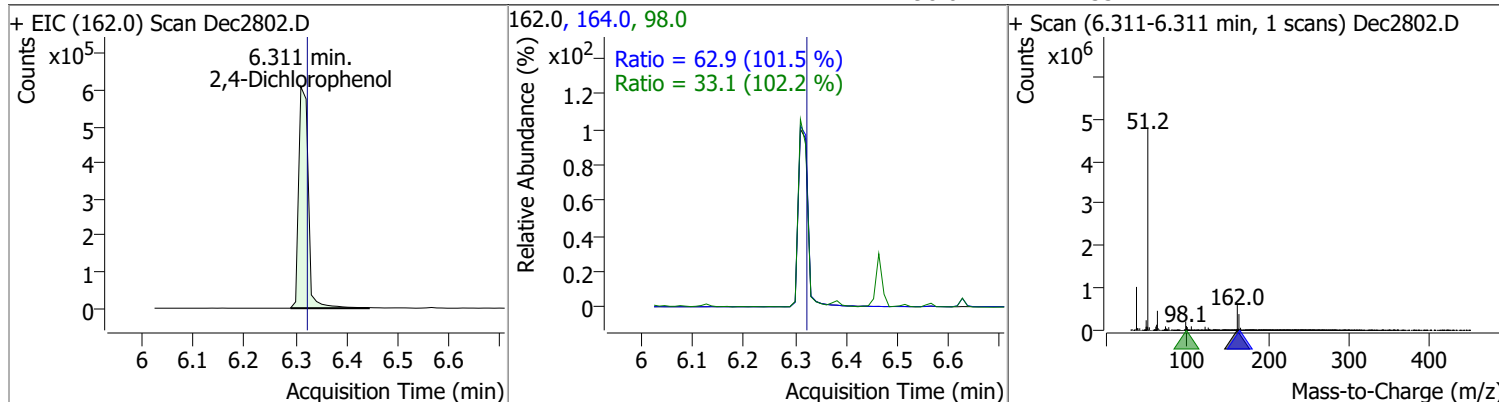


| Compound | Conc. | RT | Dev(Min) | Resp. | QIon | QRatio | Lower | Upper |
|--------------|----------|------|----------|--------|-------|--------|-------|-------|
| Benzoic Acid | 143.4750 | 6.35 | 0.05 | 576044 | 122.0 | 90.7 | 61.1 | 113.6 |
| | | | | | 77.0 | 79.2 | 51.2 | 95.0 |
| | | | | | | | | |

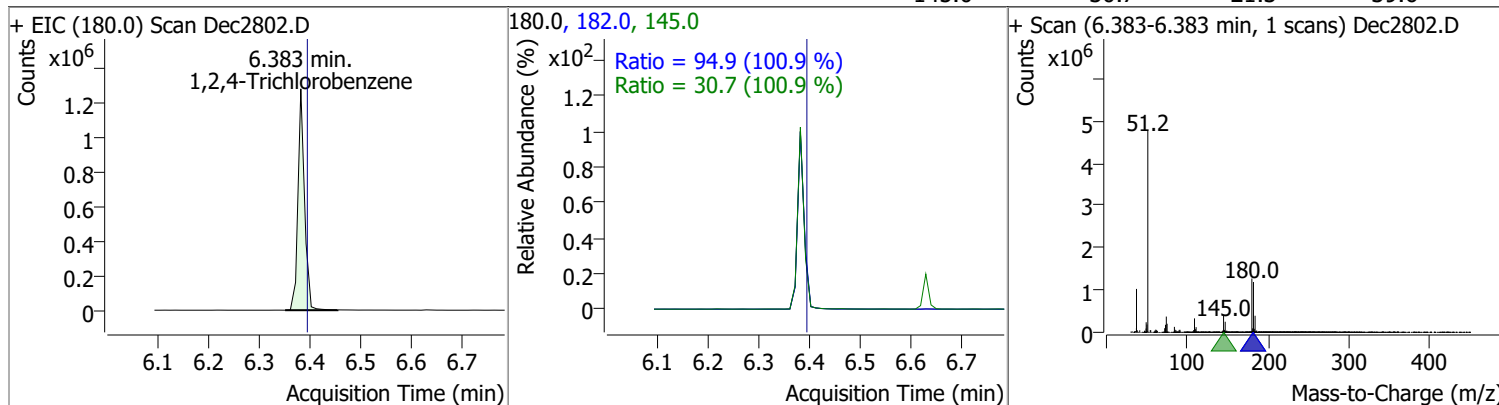


Quantitation Results Report (QT Reviewed)

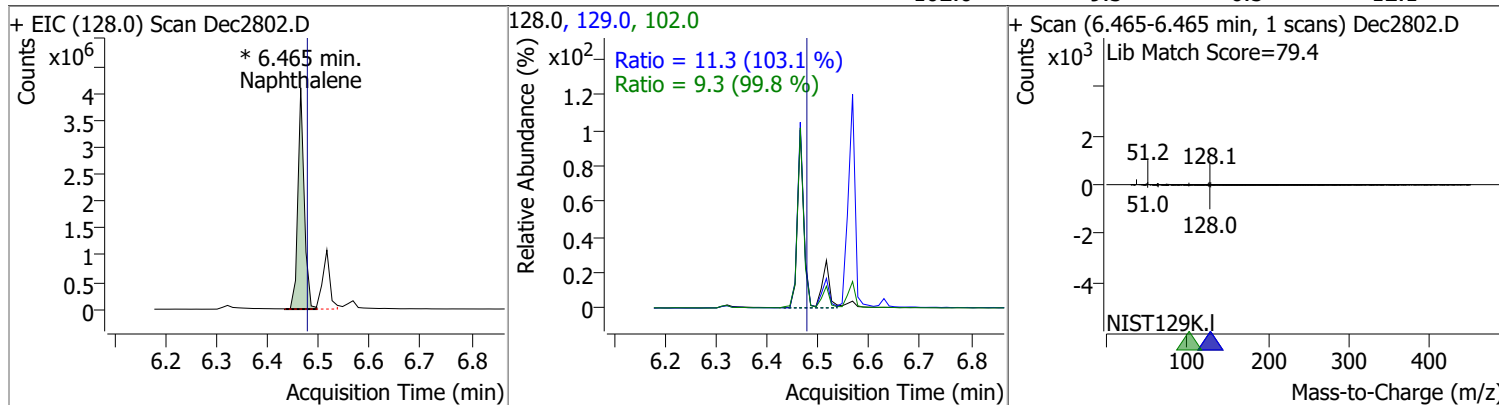
| Compound | Conc. | RT | Dev(Min) | Resp. | QIon | QRatio | Lower | Upper |
|--------------------|----------|------|----------|--------|-------|--------|-------|-------|
| 2,4-Dichlorophenol | 144.6609 | 6.31 | 0.00 | 802034 | 164.0 | 62.9 | 43.4 | 80.5 |
| | | | | | 98.0 | 33.1 | 22.7 | 42.1 |



| Compound | Conc. | RT | Dev(Min) | Resp. | QIon | QRatio | Lower | Upper |
|------------------------|----------|------|----------|---------|-------|--------|-------|-------|
| 1,2,4-Trichlorobenzene | 141.1882 | 6.38 | 0.00 | 1146510 | 182.0 | 94.9 | 65.8 | 122.3 |
| | | | | | 145.0 | 30.7 | 21.3 | 39.6 |

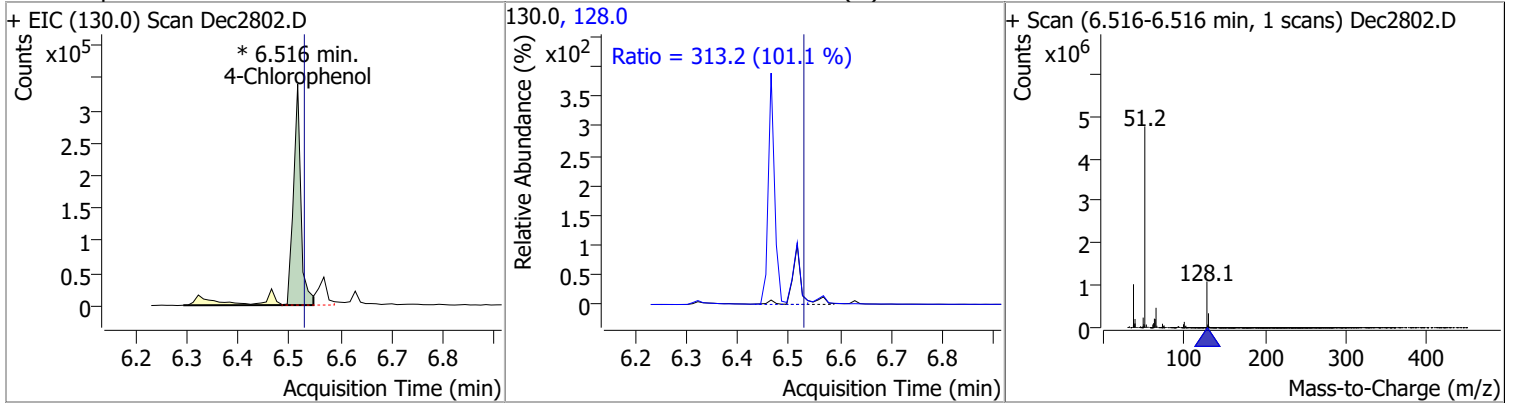


| Compound | Conc. | RT | Dev(Min) | Resp. | QIon | QRatio | Lower | Upper |
|-------------|----------|------|----------|-------------|-------|--------|-------|-------|
| Naphthalene | 132.9406 | 6.46 | 0.00 | 3552299 (m) | 129.0 | 11.3 | 7.7 | 14.2 |
| | | | | | 102.0 | 9.3 | 6.5 | 12.1 |

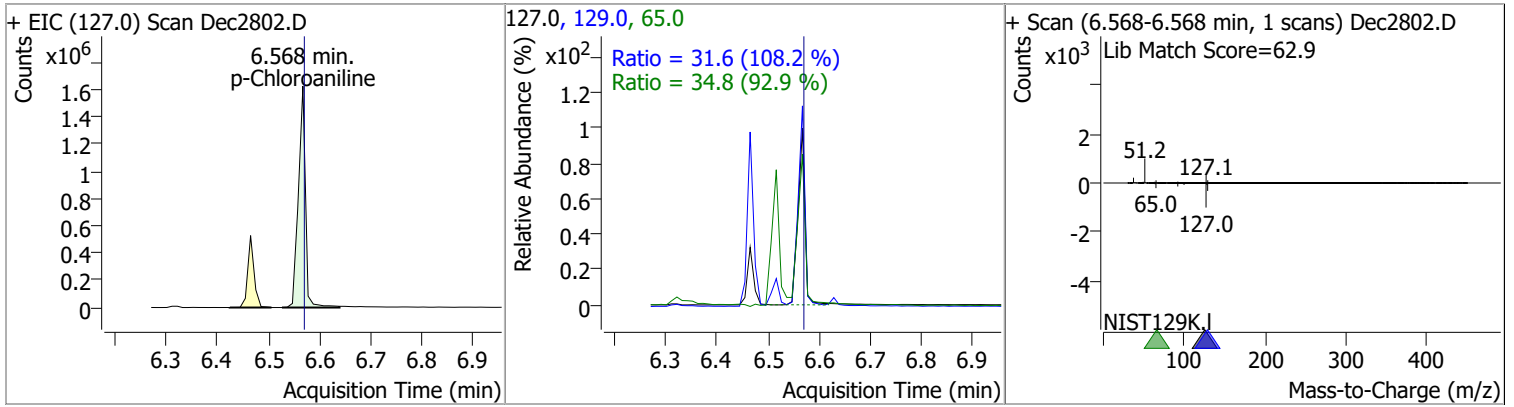


Quantitation Results Report (QT Reviewed)

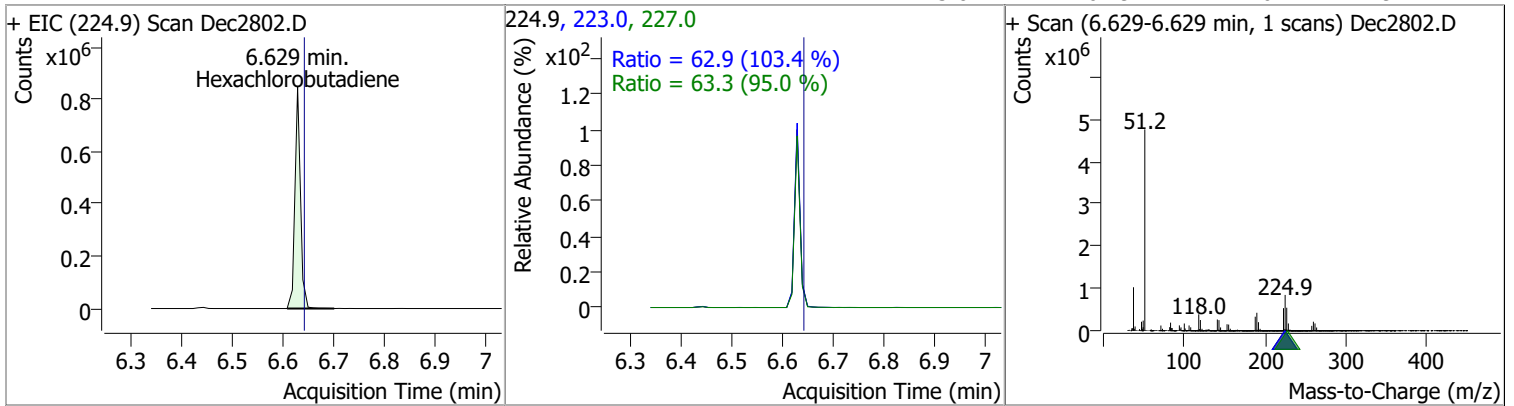
| Compound | Conc. | RT | Dev(Min) | Resp. | QIon | QRatio | Lower | Upper |
|----------------|----------|------|----------|------------|-------|--------|-------|-------|
| 4-Chlorophenol | 146.2050 | 6.52 | 0.00 | 342814 (m) | 128.0 | 313.2 | 216.8 | 402.6 |



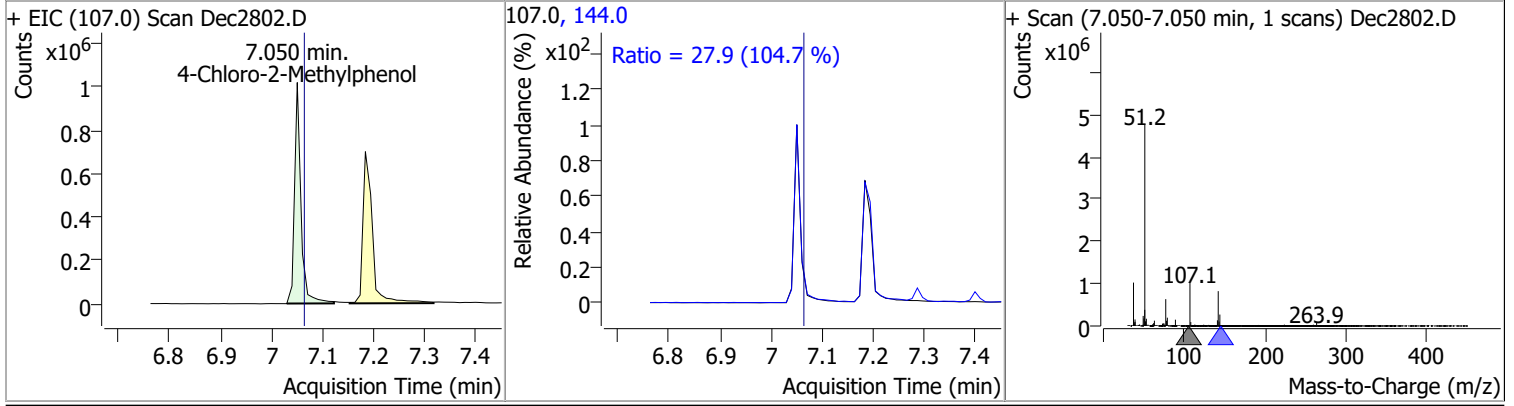
| Compound | Conc. | RT | Dev(Min) | Resp. | QIon | QRatio | Lower | Upper |
|-----------------|----------|------|----------|---------|-------|--------|-------|-------|
| p-Chloroaniline | 147.4140 | 6.57 | 0.01 | 1563056 | 65.0 | 34.8 | 26.3 | 48.8 |
| | | | | | 129.0 | 31.6 | 20.5 | 38.0 |



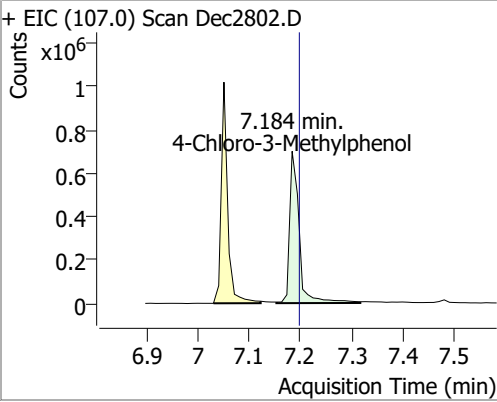
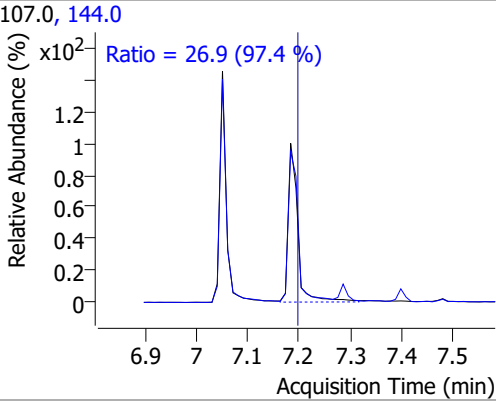
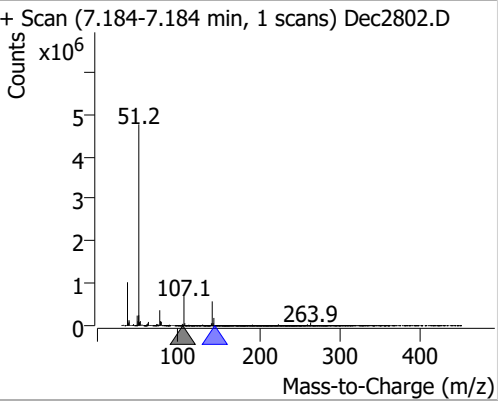
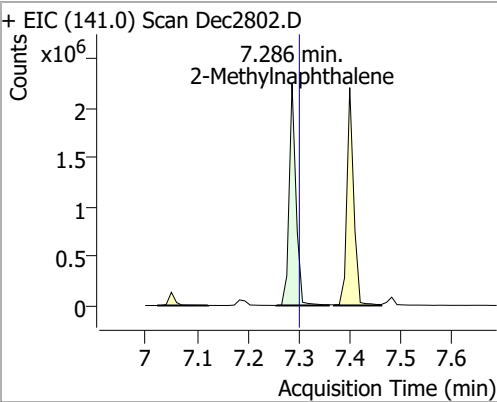
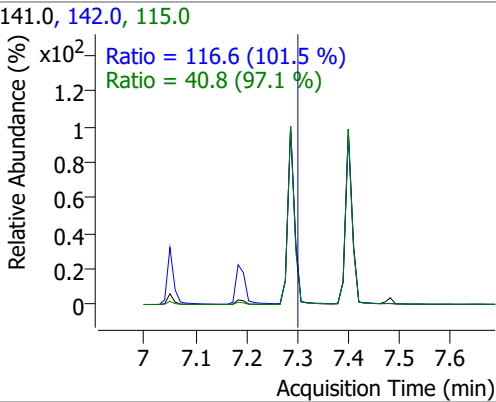
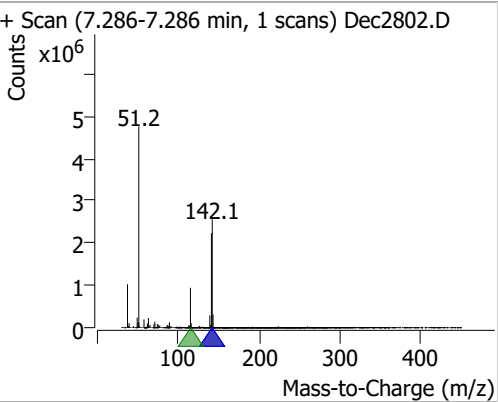
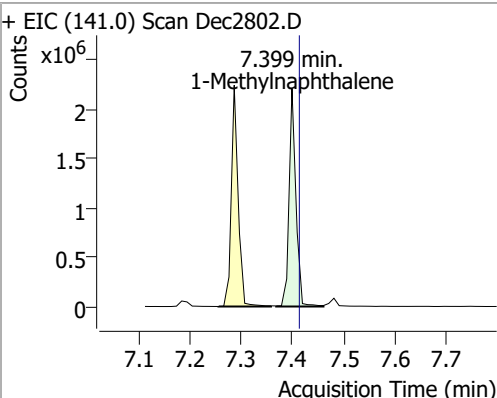
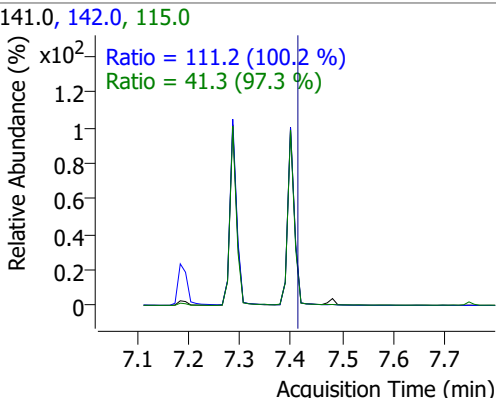
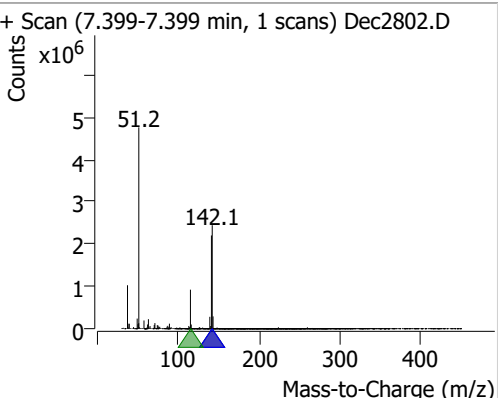
| Compound | Conc. | RT | Dev(Min) | Resp. | QIon | QRatio | Lower | Upper |
|---------------------|----------|------|----------|--------|-------|--------|-------|-------|
| Hexachlorobutadiene | 153.3819 | 6.63 | 0.00 | 638885 | 227.0 | 63.3 | 46.6 | 86.6 |
| | | | | | 223.0 | 62.9 | 42.6 | 79.1 |



| Compound | Conc. | RT | Dev(Min) | Resp. | QIon | QRatio | Lower | Upper |
|-------------------------|----------|------|----------|--------|-------|--------|-------|-------|
| 4-Chloro-2-Methylphenol | 138.3690 | 7.05 | 0.00 | 862842 | 144.0 | 27.9 | 18.6 | 34.6 |

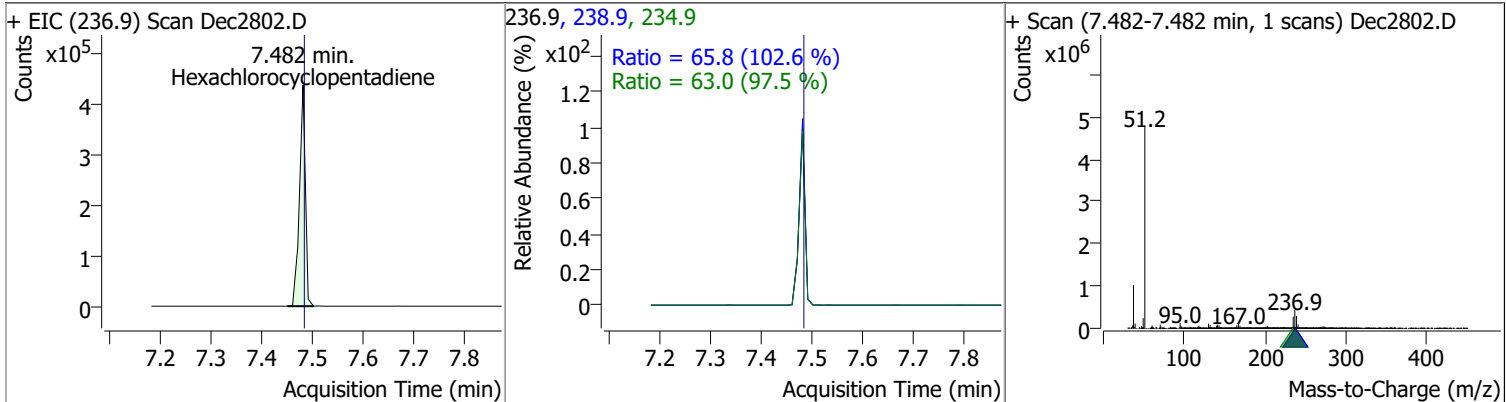


Quantitation Results Report (QT Reviewed)

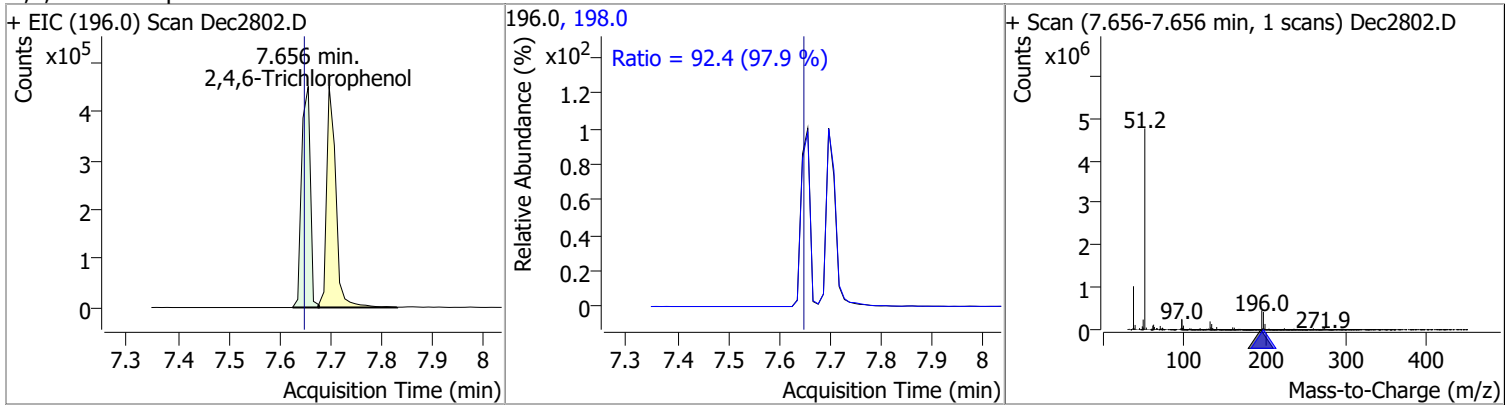
| Compound | Conc. | RT | Dev(Min) | Resp. | QIon | QRatio | Lower | Upper |
|--|----------|------|--|---------|-------|---|-------|-------|
| 4-Chloro-3-Methylphenol | 146.7570 | 7.18 | 0.00 | 909438 | 144.0 | 26.9 | 19.3 | 35.9 |
| + EIC (107.0) Scan Dec2802.D | | | 107.0, 144.0 | | | + Scan (7.184-7.184 min, 1 scans) Dec2802.D | | |
|  | | |  | | |  | | |
| 2-Methylnaphthalene | 146.2916 | 7.29 | 0.00 | 2078637 | 142.0 | 116.6 | 80.4 | 149.3 |
| + EIC (141.0) Scan Dec2802.D | | | 141.0, 142.0, 115.0 | | | + Scan (7.286-7.286 min, 1 scans) Dec2802.D | | |
|  | | |  | | |  | | |
| 1-Methylnaphthalene | 146.0329 | 7.40 | 0.00 | 2048669 | 142.0 | 111.2 | 77.7 | 144.2 |
| + EIC (141.0) Scan Dec2802.D | | | 141.0, 142.0, 115.0 | | | + Scan (7.399-7.399 min, 1 scans) Dec2802.D | | |
|  | | |  | | |  | | |

Quantitation Results Report (QT Reviewed)

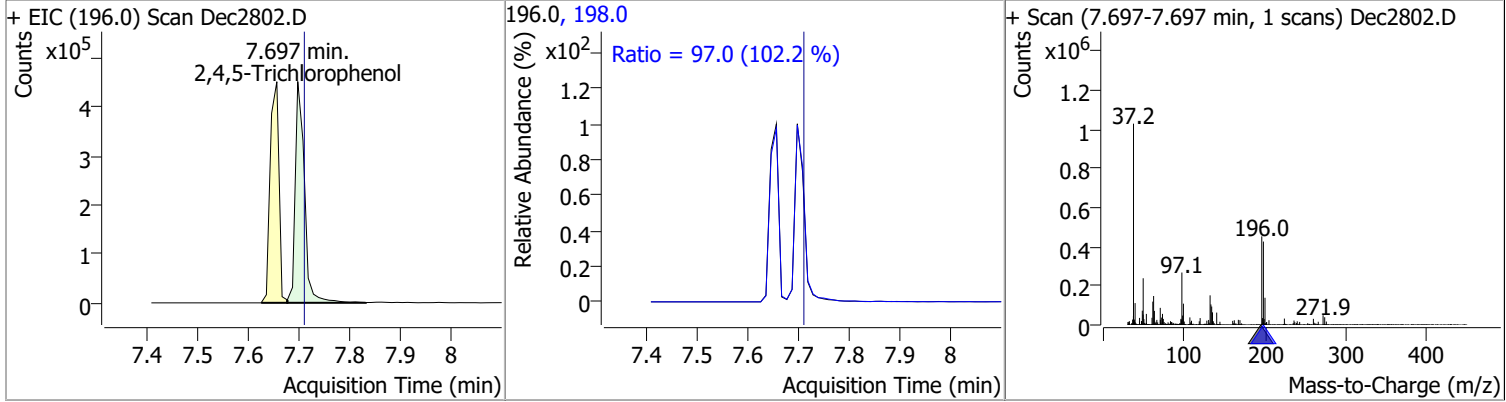
| Compound | Conc. | RT | Dev(Min) | Resp. | QIon | QRatio | Lower | Upper |
|---------------------------|----------|------|----------|--------|-------|--------|-------|-------|
| Hexachlorocyclopentadiene | 148.2707 | 7.48 | 0.00 | 353538 | 234.9 | 63.0 | 45.3 | 84.1 |
| | | | | | 238.9 | 65.8 | 44.9 | 83.3 |



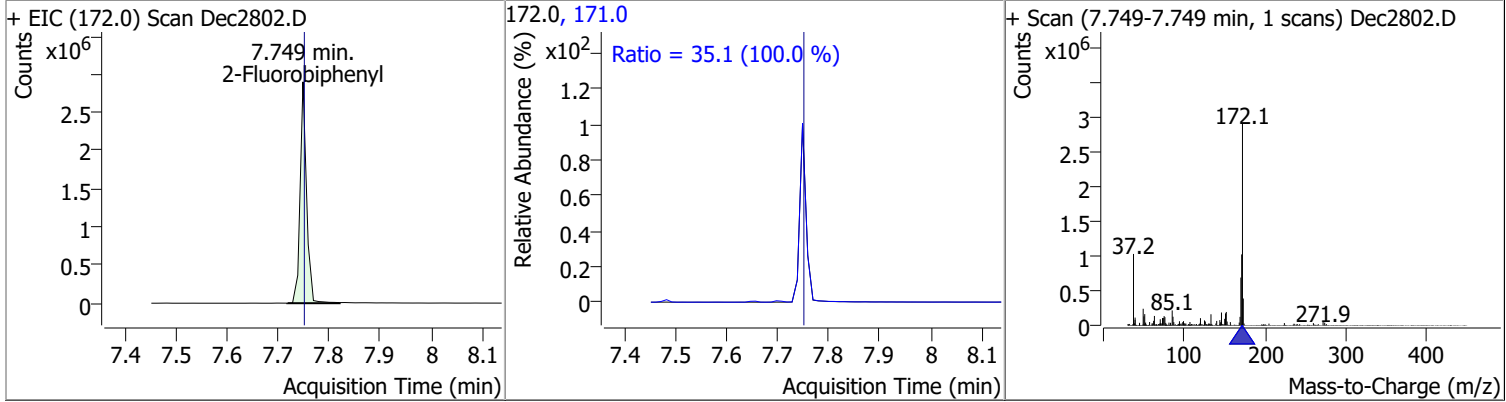
| Compound | Conc. | RT | Dev(Min) | Resp. | QIon | QRatio | Lower | Upper |
|-----------------------|----------|------|----------|--------|-------|--------|-------|-------|
| 2,4,6-Trichlorophenol | 150.4673 | 7.66 | 0.01 | 532039 | 198.0 | 92.4 | 66.1 | 122.7 |
| | | | | | 196.0 | 97.9 | | |



| Compound | Conc. | RT | Dev(Min) | Resp. | QIon | QRatio | Lower | Upper |
|-----------------------|----------|------|----------|--------|-------|--------|-------|-------|
| 2,4,5-Trichlorophenol | 142.4414 | 7.70 | -0.01 | 568846 | 198.0 | 97.0 | 66.4 | 123.4 |
| | | | | | 196.0 | 102.2 | | |

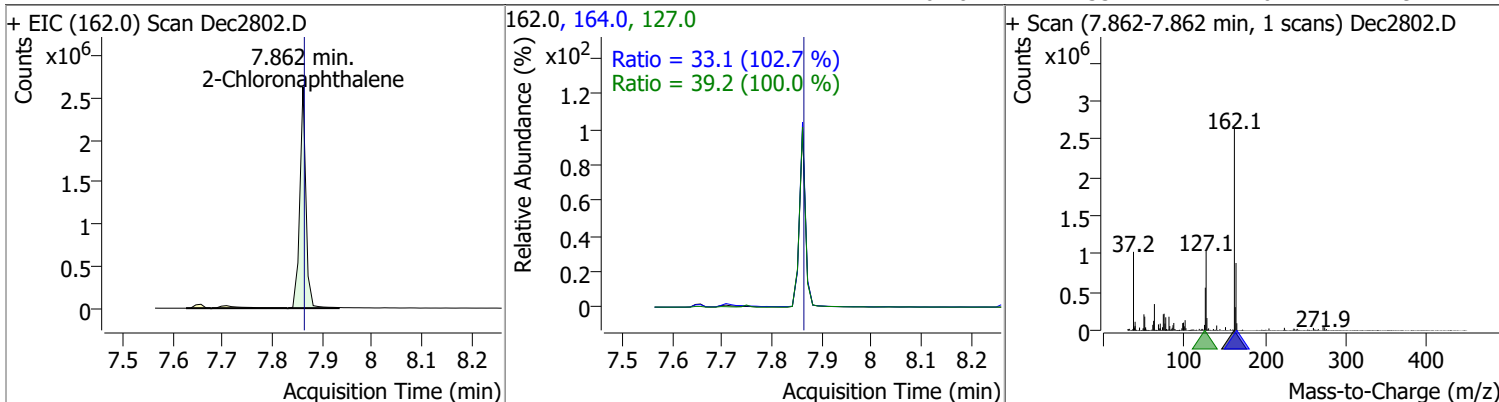


| Compound | Conc. | RT | Dev(Min) | Resp. | QIon | QRatio | Lower | Upper |
|------------------|----------|------|----------|---------|-------|--------|-------|-------|
| 2-Fluorobiphenyl | 146.0097 | 7.75 | 0.00 | 2546548 | 171.0 | 35.1 | 24.5 | 45.6 |
| | | | | | 172.0 | 100.0 | | |

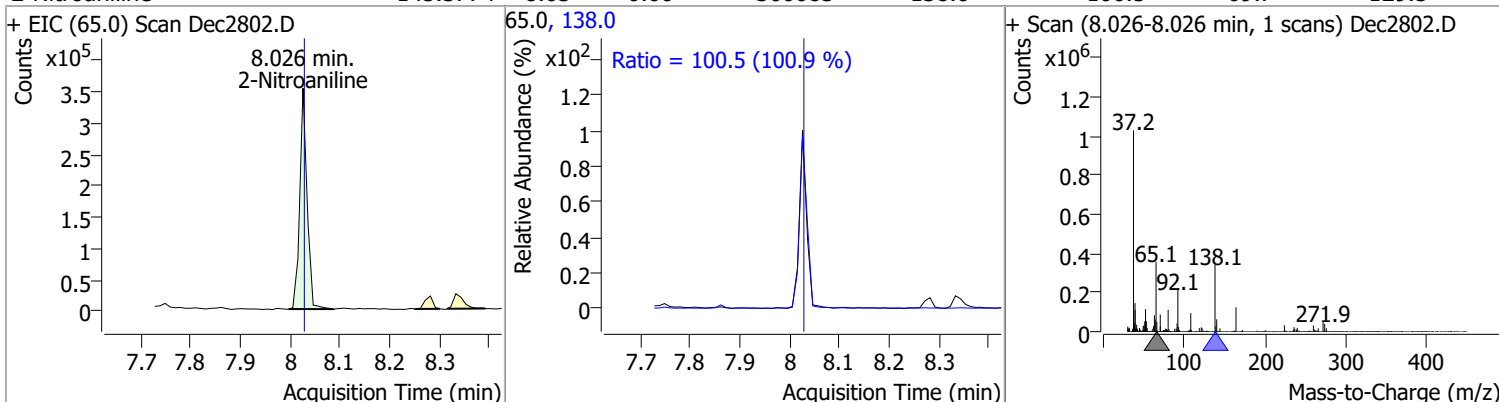


Quantitation Results Report (QT Reviewed)

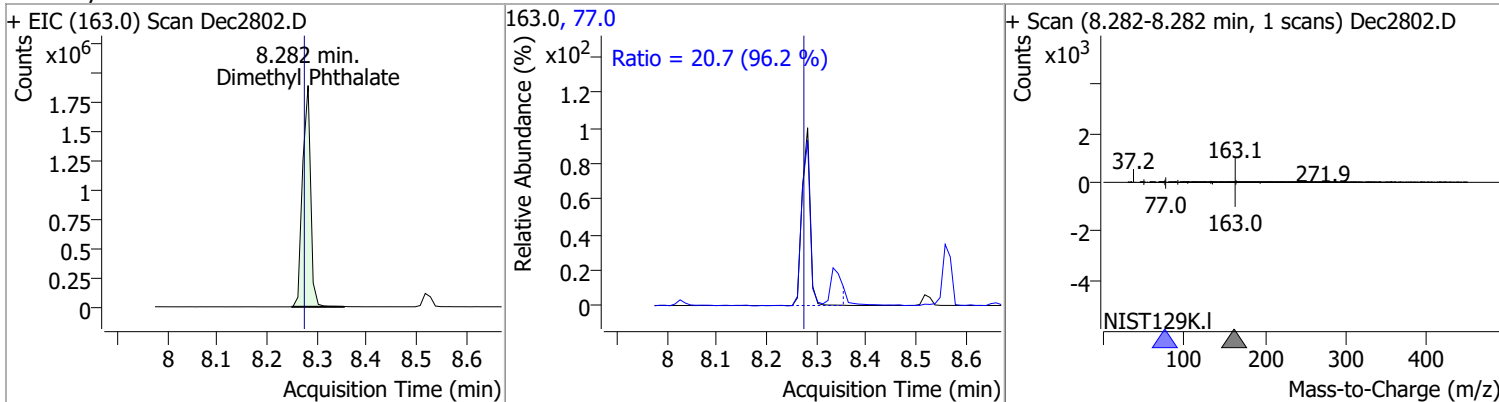
| Compound | Conc. | RT | Dev(Min) | Resp. | QIon | QRatio | Lower | Upper |
|---------------------|----------|------|----------|---------|-------|--------|-------|-------|
| 2-Chloronaphthalene | 146.4532 | 7.86 | 0.00 | 2250023 | 127.0 | 39.2 | 27.4 | 50.9 |
| | | | | | 164.0 | 33.1 | 22.6 | 41.9 |



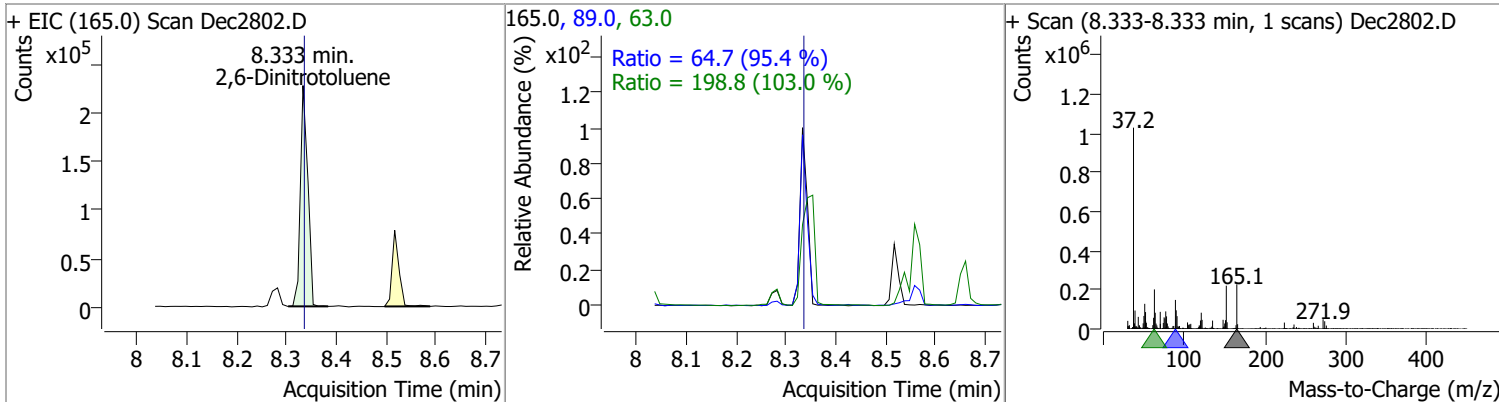
| Compound | Conc. | RT | Dev(Min) | Resp. | QIon | QRatio | Lower | Upper |
|----------------|----------|------|----------|--------|-------|--------|-------|-------|
| 2-Nitroaniline | 145.3774 | 8.03 | 0.00 | 360083 | 138.0 | 100.5 | 69.7 | 129.5 |



| Compound | Conc. | RT | Dev(Min) | Resp. | QIon | QRatio | Lower | Upper |
|--------------------|----------|------|----------|---------|------|--------|-------|-------|
| Dimethyl Phthalate | 147.4224 | 8.28 | 0.01 | 2143709 | 77.0 | 20.7 | 15.1 | 28.0 |

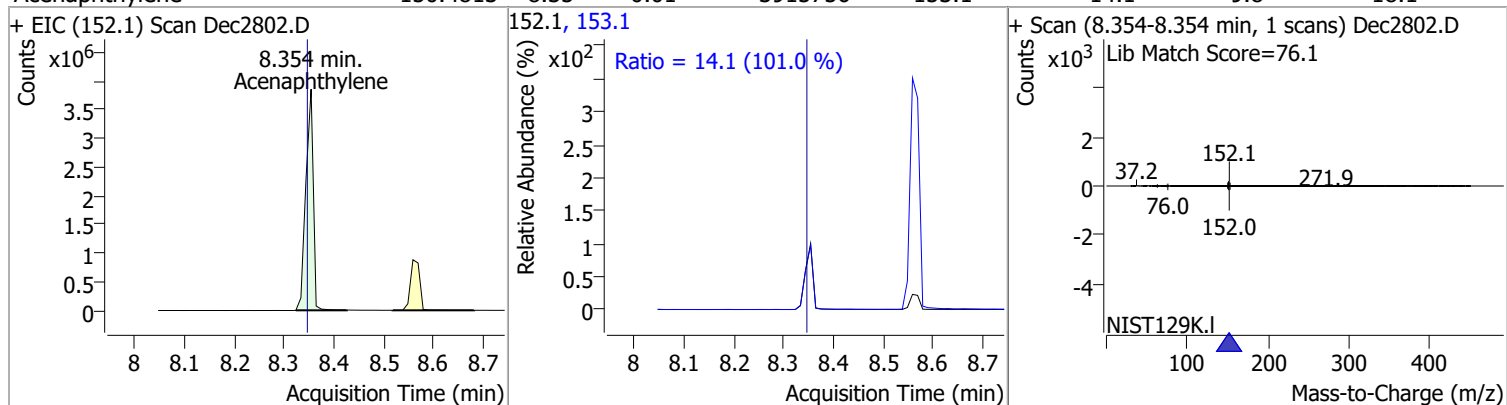


| Compound | Conc. | RT | Dev(Min) | Resp. | QIon | QRatio | Lower | Upper |
|--------------------|----------|------|----------|--------|------|--------|-------|-------|
| 2,6-Dinitrotoluene | 147.2600 | 8.33 | 0.00 | 235896 | 63.0 | 198.8 | 135.1 | 250.9 |
| | | | | | 89.0 | 64.7 | 47.4 | 88.1 |

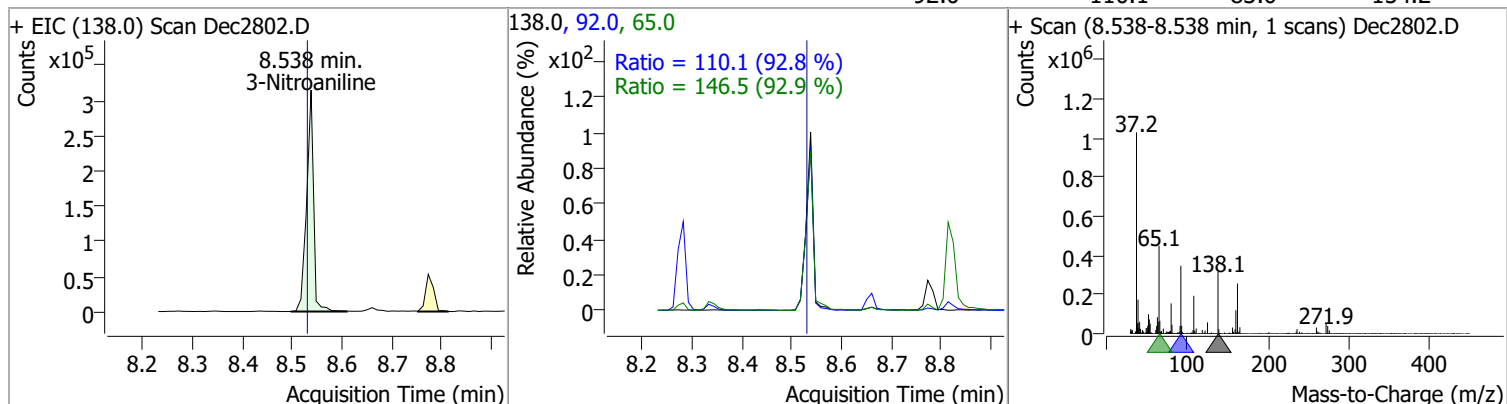


Quantitation Results Report (QT Reviewed)

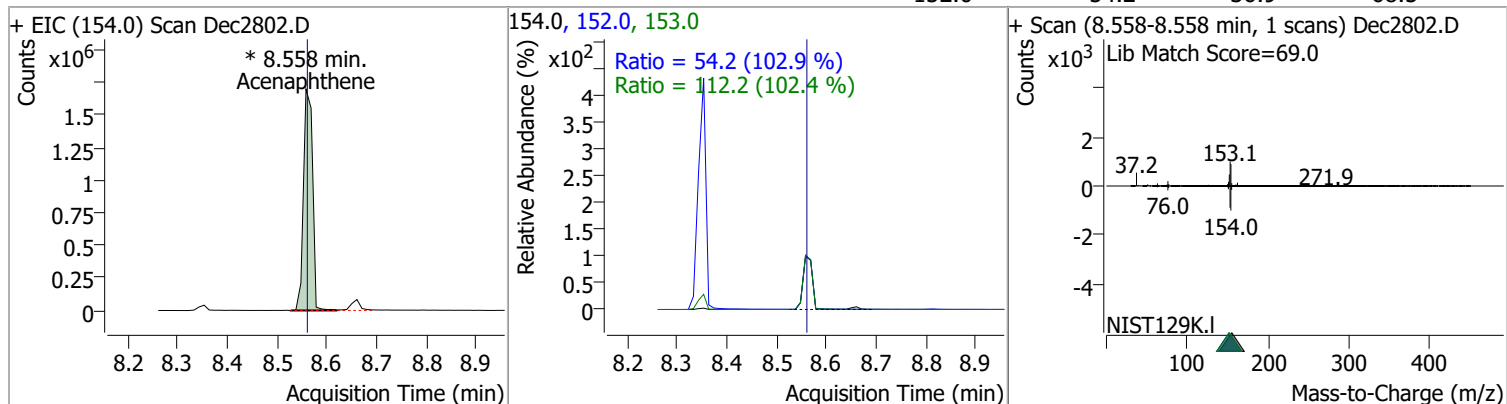
| Compound | Conc. | RT | Dev(Min) | Resp. | QIon | QRatio | Lower | Upper |
|----------------|----------|------|----------|---------|-------|--------|-------|-------|
| Acenaphthylene | 150.4813 | 8.35 | 0.01 | 3915756 | 153.1 | 14.1 | 9.8 | 18.1 |



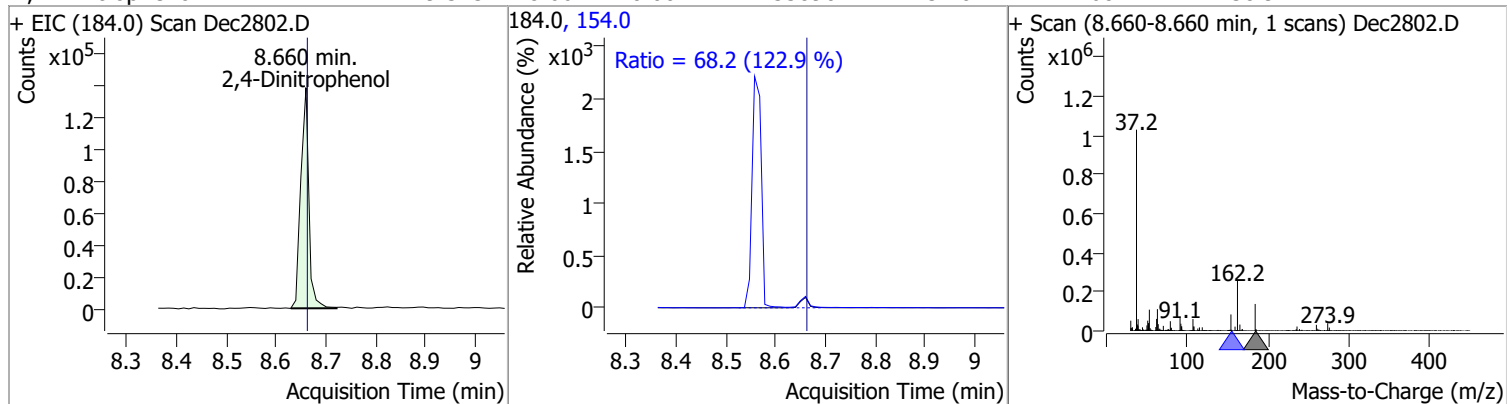
| Compound | Conc. | RT | Dev(Min) | Resp. | QIon | QRatio | Lower | Upper |
|----------------|----------|------|----------|--------|------|--------|-------|-------|
| 3-Nitroaniline | 145.8185 | 8.54 | 0.01 | 306017 | 65.0 | 146.5 | 110.4 | 205.1 |
| | | | | | 92.0 | 110.1 | 83.0 | 154.2 |



| Compound | Conc. | RT | Dev(Min) | Resp. | QIon | QRatio | Lower | Upper |
|--------------|----------|------|----------|-------------|-------|--------|-------|-------|
| Acenaphthene | 153.5547 | 8.56 | 0.00 | 2155396 (m) | 153.0 | 112.2 | 76.7 | 142.4 |
| | | | | | 152.0 | 54.2 | 36.9 | 68.5 |

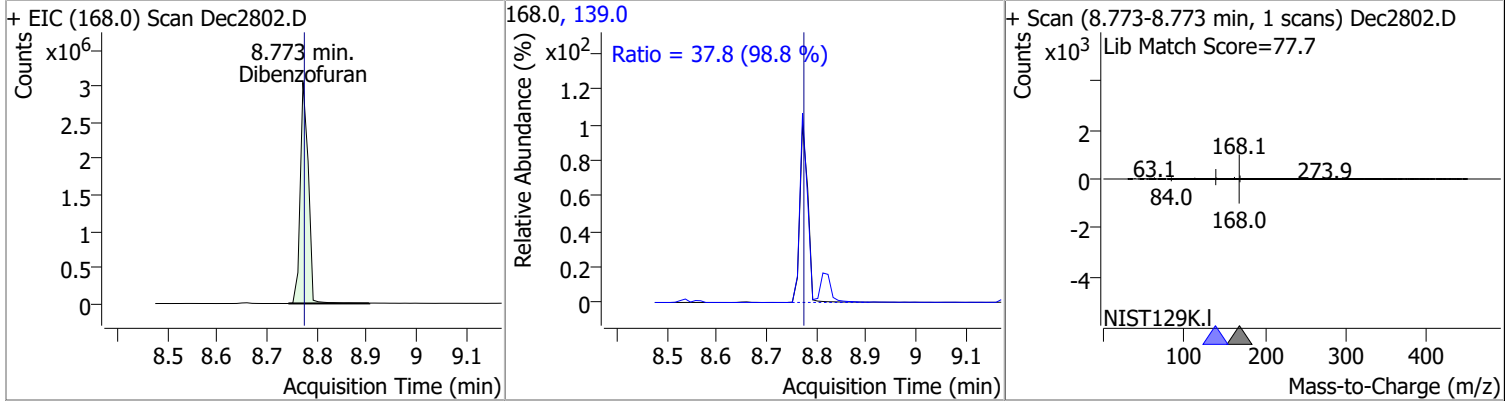


| Compound | Conc. | RT | Dev(Min) | Resp. | QIon | QRatio | Lower | Upper |
|-------------------|----------|------|----------|--------|-------|--------|-------|-------|
| 2,4-Dinitrophenol | 149.3252 | 8.66 | 0.00 | 153890 | 154.0 | 68.2 | 38.9 | 72.2 |

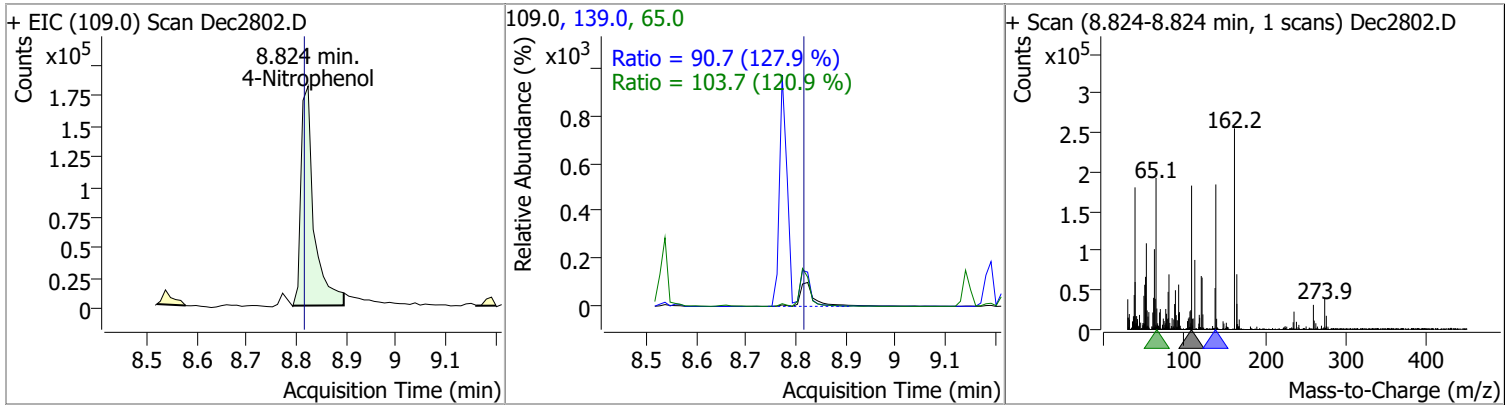


Quantitation Results Report (QT Reviewed)

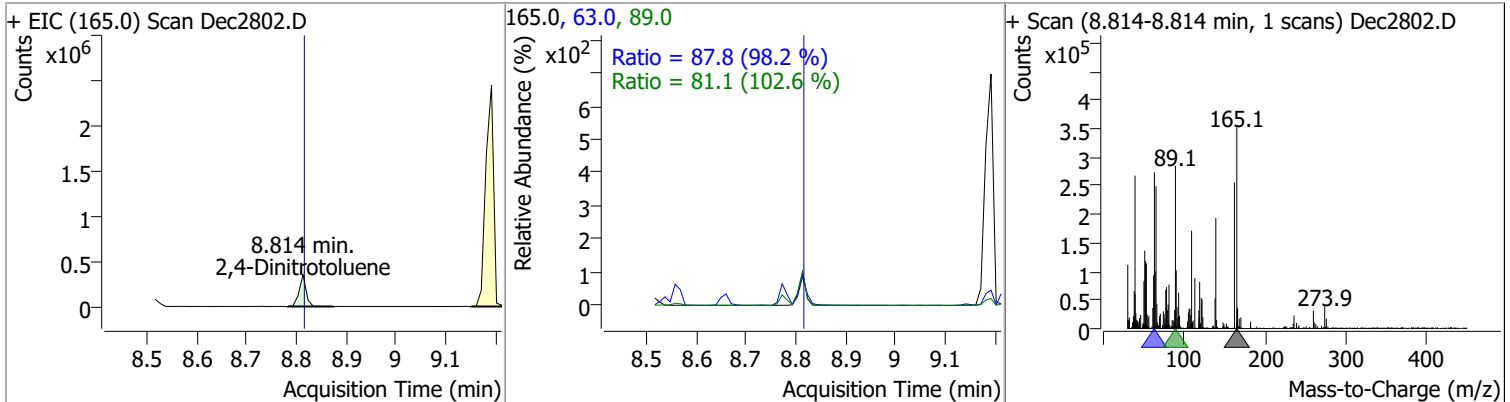
| Compound | Conc. | RT | Dev(Min) | Resp. | QIon | QRatio | Lower | Upper |
|--------------|----------|------|----------|---------|-------|--------|-------|-------|
| Dibenzofuran | 151.7695 | 8.77 | 0.00 | 3429677 | 139.0 | 37.8 | 26.8 | 49.7 |



| Compound | Conc. | RT | Dev(Min) | Resp. | QIon | QRatio | Lower | Upper |
|---------------|----------|------|----------|--------|-------|--------|-------|-------|
| 4-Nitrophenol | 145.4193 | 8.82 | 0.01 | 324707 | 65.0 | 103.7 | 60.1 | 111.5 |
| | | | | | 139.0 | 90.7 | 49.6 | 92.2 |

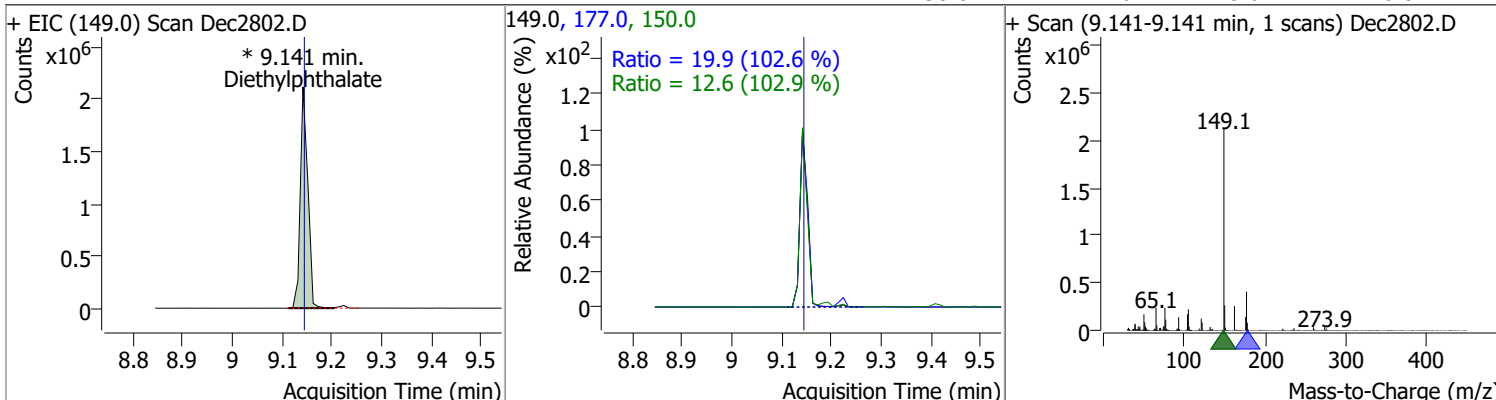


| Compound | Conc. | RT | Dev(Min) | Resp. | QIon | QRatio | Lower | Upper |
|--------------------|----------|------|----------|--------|------|--------|-------|-------|
| 2,4-Dinitrotoluene | 147.1319 | 8.81 | 0.00 | 337618 | 63.0 | 87.8 | 62.6 | 116.2 |
| | | | | | 89.0 | 81.1 | 55.4 | 102.8 |

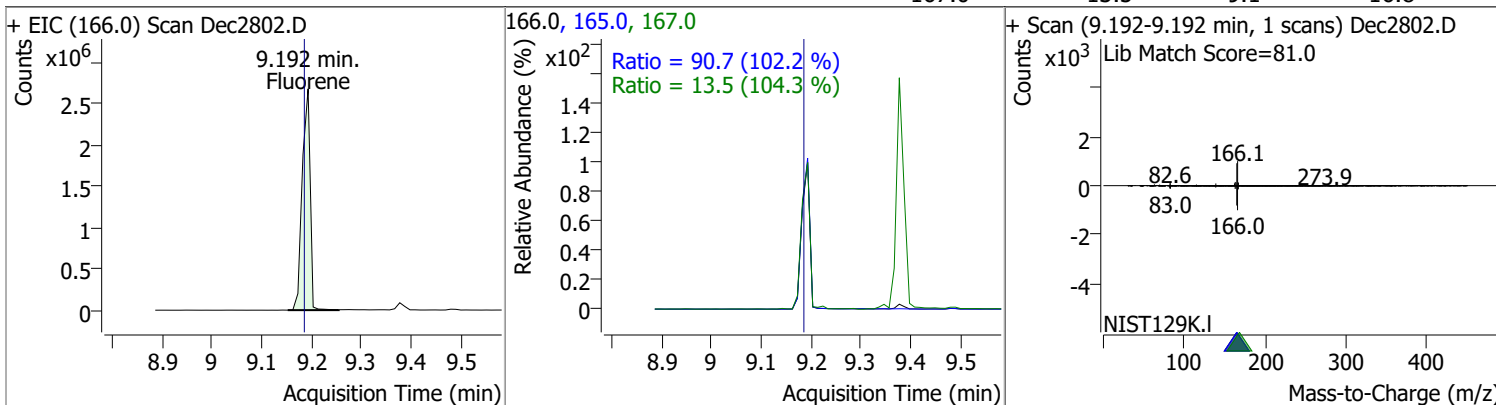


Quantitation Results Report (QT Reviewed)

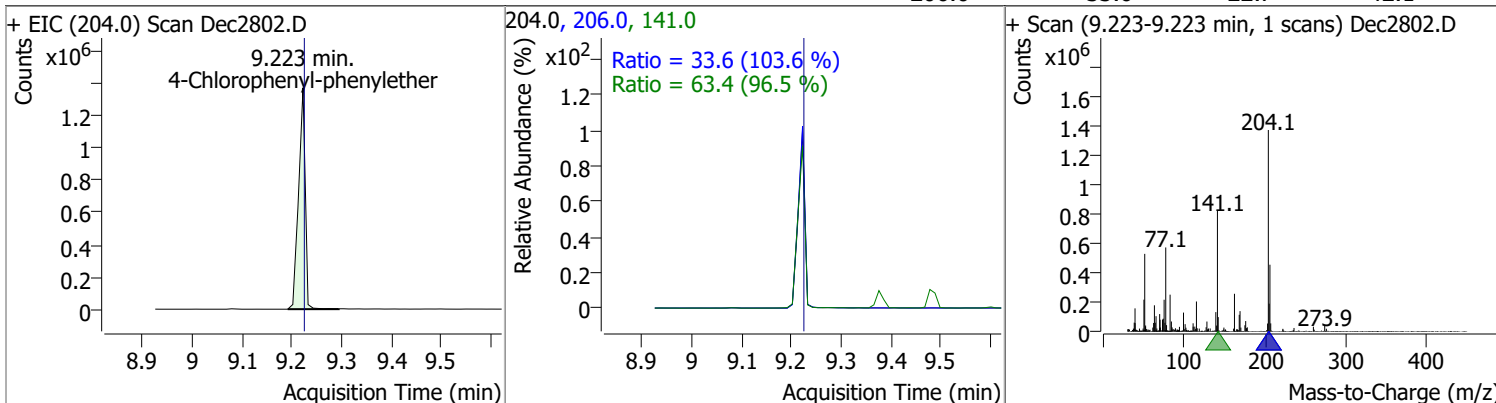
| Compound | Conc. | RT | Dev(Min) | Resp. | QIon | QRatio | Lower | Upper |
|------------------|----------|------|----------|-------------|-------|--------|-------|-------|
| Diethylphthalate | 148.4939 | 9.14 | 0.00 | 2225622 (m) | 177.0 | 19.9 | 13.6 | 25.2 |
| | | | | | 150.0 | 12.6 | 8.6 | 16.0 |



| Compound | Conc. | RT | Dev(Min) | Resp. | QIon | QRatio | Lower | Upper |
|----------|----------|------|----------|---------|-------|--------|-------|-------|
| Fluorene | 153.0965 | 9.19 | 0.01 | 2977755 | 165.0 | 90.7 | 62.2 | 115.4 |
| | | | | | 167.0 | 13.5 | 9.1 | 16.8 |

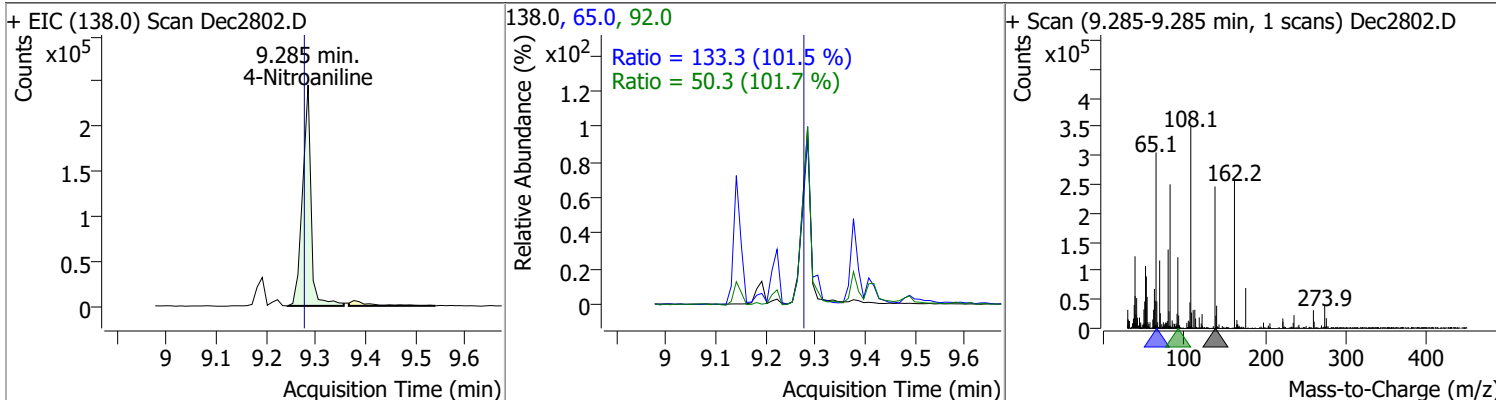


| Compound | Conc. | RT | Dev(Min) | Resp. | QIon | QRatio | Lower | Upper |
|----------------------------|----------|------|----------|---------|-------|--------|-------|-------|
| 4-Chlorophenyl-phenylether | 150.1936 | 9.22 | 0.00 | 1264744 | 141.0 | 63.4 | 46.0 | 85.3 |
| | | | | | 206.0 | 33.6 | 22.7 | 42.1 |

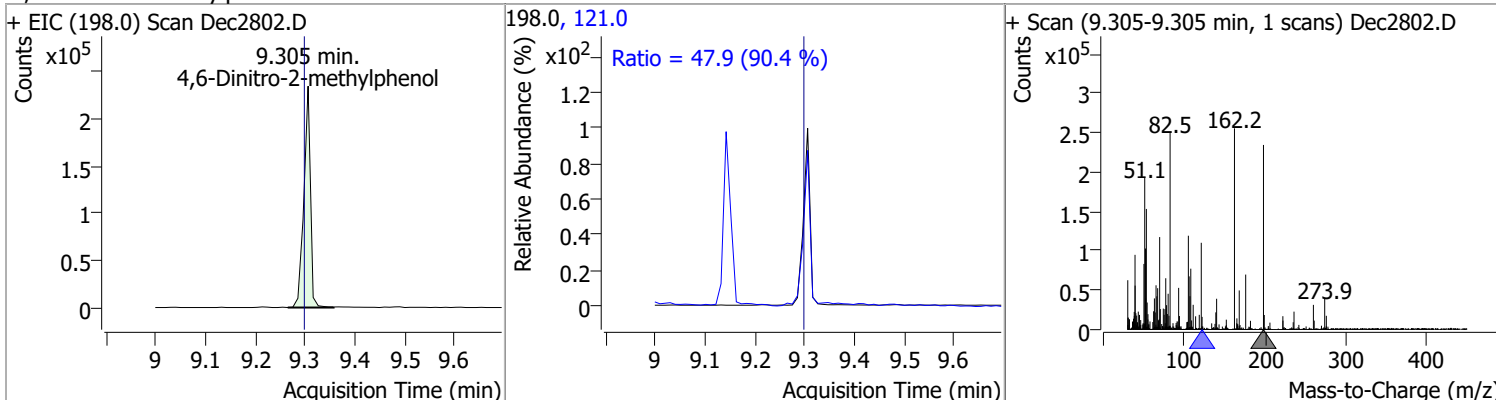


Quantitation Results Report (QT Reviewed)

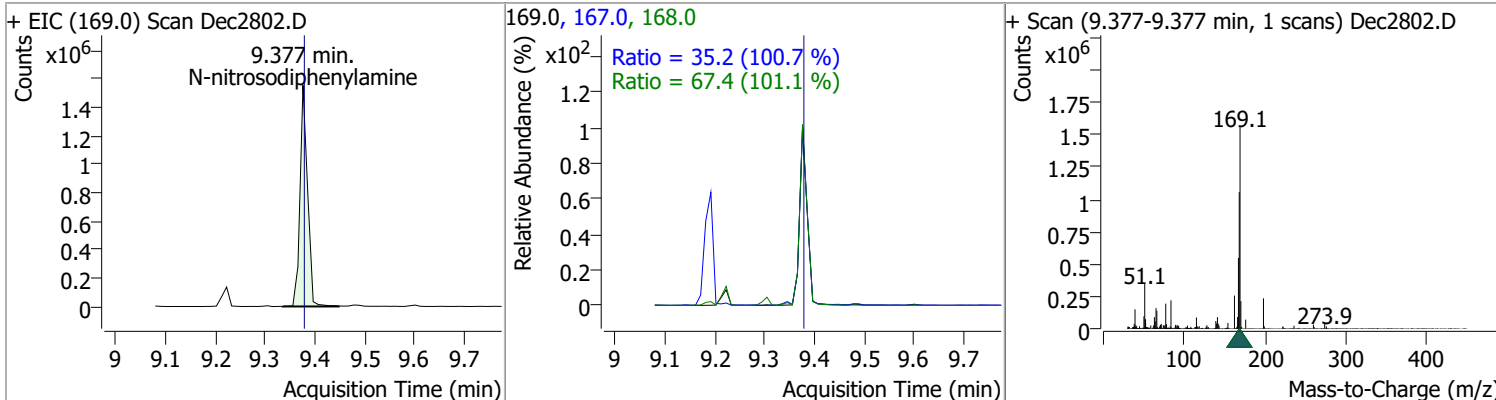
| Compound | Conc. | RT | Dev(Min) | Resp. | QIon | QRatio | Lower | Upper |
|----------------|----------|------|----------|--------|------|--------|-------|-------|
| 4-Nitroaniline | 143.3550 | 9.28 | 0.01 | 293170 | 65.0 | 133.3 | 91.9 | 170.7 |
| | | | | | 92.0 | 50.3 | 34.6 | 64.3 |



| Compound | Conc. | RT | Dev(Min) | Resp. | QIon | QRatio | Lower | Upper |
|----------------------------|----------|------|----------|--------|-------|--------|-------|-------|
| 4,6-Dinitro-2-methylphenol | 148.4268 | 9.30 | 0.01 | 216297 | 121.0 | 47.9 | 37.1 | 68.8 |

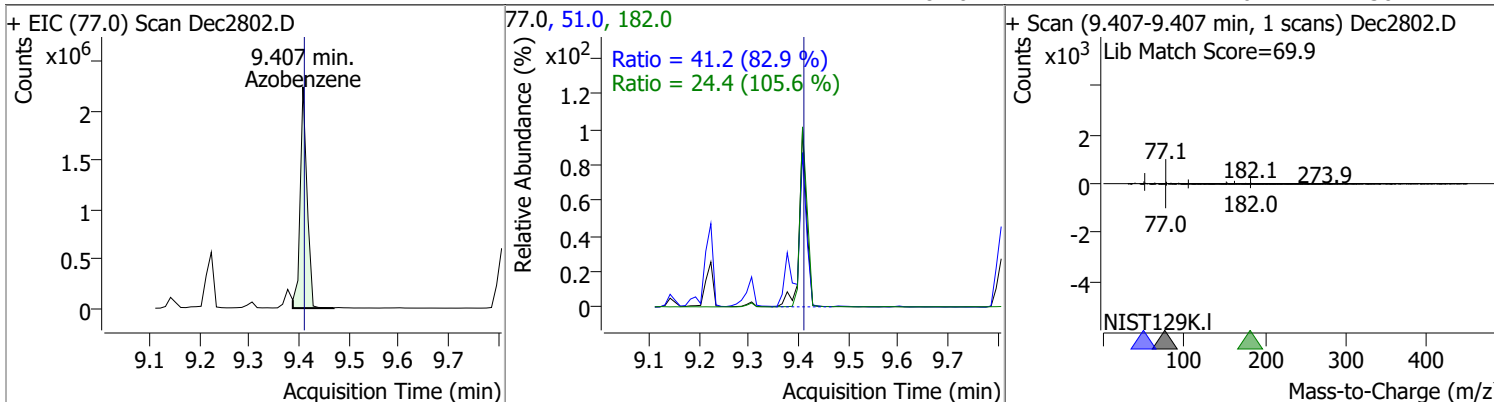


| Compound | Conc. | RT | Dev(Min) | Resp. | QIon | QRatio | Lower | Upper |
|------------------------|----------|------|----------|---------|-------|--------|-------|-------|
| N-nitrosodiphenylamine | 143.1354 | 9.38 | 0.00 | 1635441 | 168.0 | 67.4 | 46.6 | 86.6 |
| | | | | | 167.0 | 35.2 | 24.5 | 45.5 |

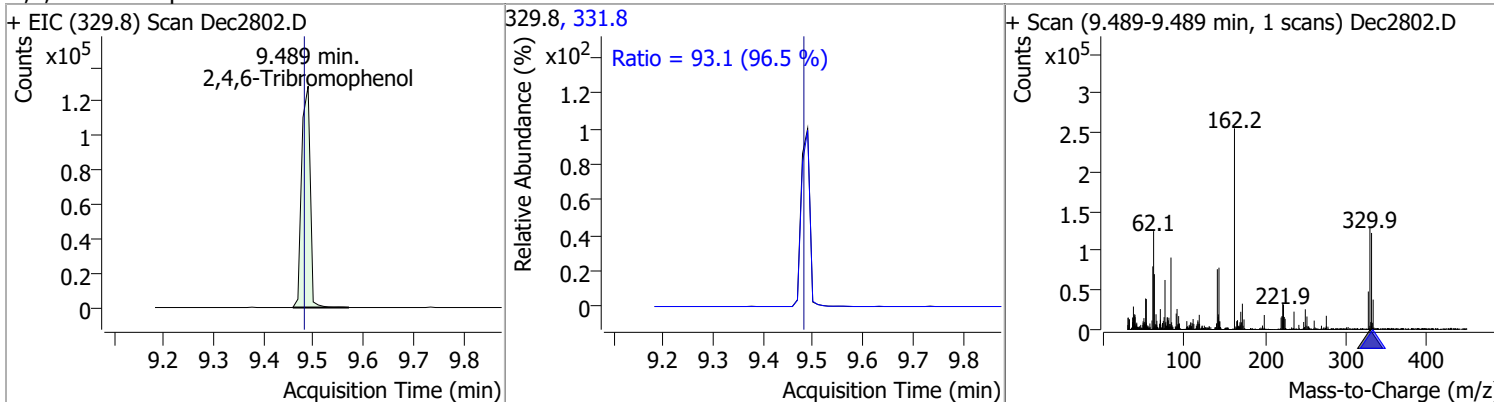


Quantitation Results Report (QT Reviewed)

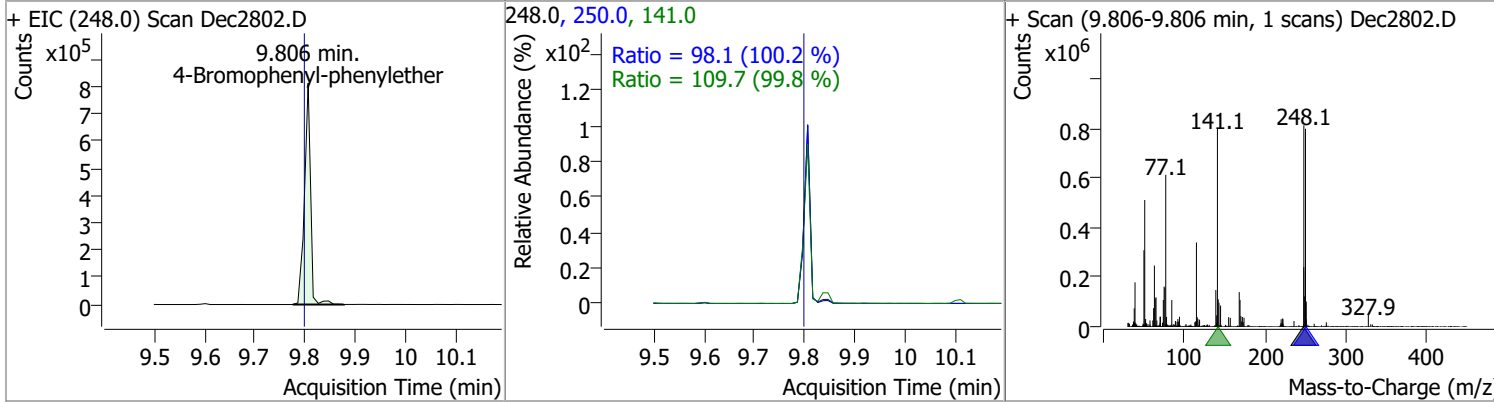
| Compound | Conc. | RT | Dev(Min) | Resp. | QIon | QRatio | Lower | Upper |
|------------|----------|------|----------|---------|-------|--------|-------|-------|
| Azobenzene | 143.1527 | 9.41 | 0.00 | 2151663 | 51.0 | 41.2 | 34.8 | 64.6 |
| | | | | | 182.0 | 24.4 | 16.2 | 30.1 |



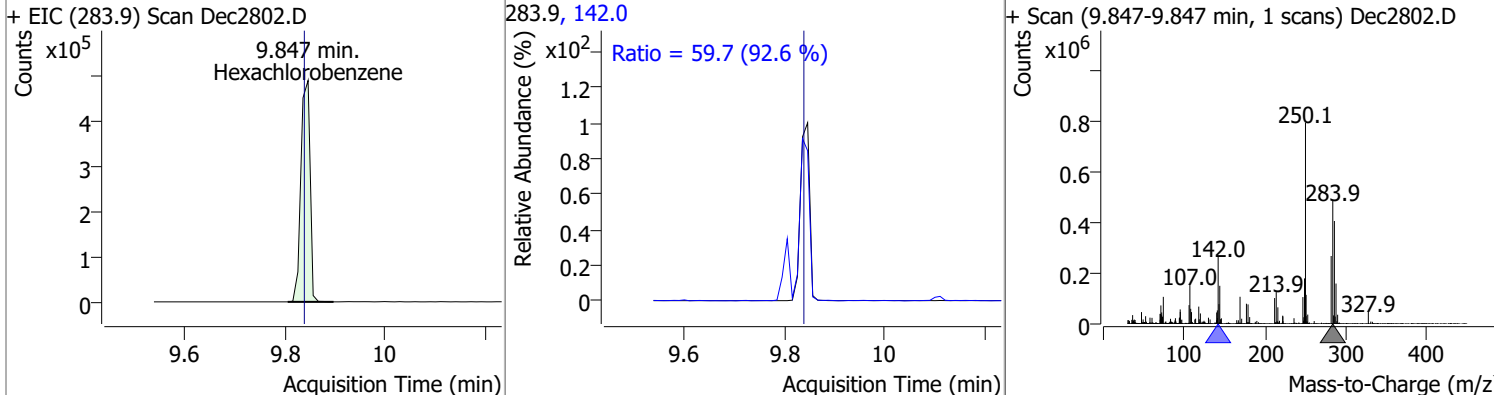
| Compound | Conc. | RT | Dev(Min) | Resp. | QIon | QRatio | Lower | Upper |
|----------------------|----------|------|----------|--------|-------|--------|-------|-------|
| 2,4,6-Tribromophenol | 154.0245 | 9.49 | 0.01 | 154129 | 331.8 | 93.1 | 67.5 | 125.3 |



| Compound | Conc. | RT | Dev(Min) | Resp. | QIon | QRatio | Lower | Upper |
|---------------------------|----------|------|----------|--------|-------|--------|-------|-------|
| 4-Bromophenyl-phenylether | 148.5344 | 9.81 | 0.01 | 681341 | 141.0 | 109.7 | 76.9 | 142.8 |
| | | | | | 250.0 | 98.1 | 68.5 | 127.2 |

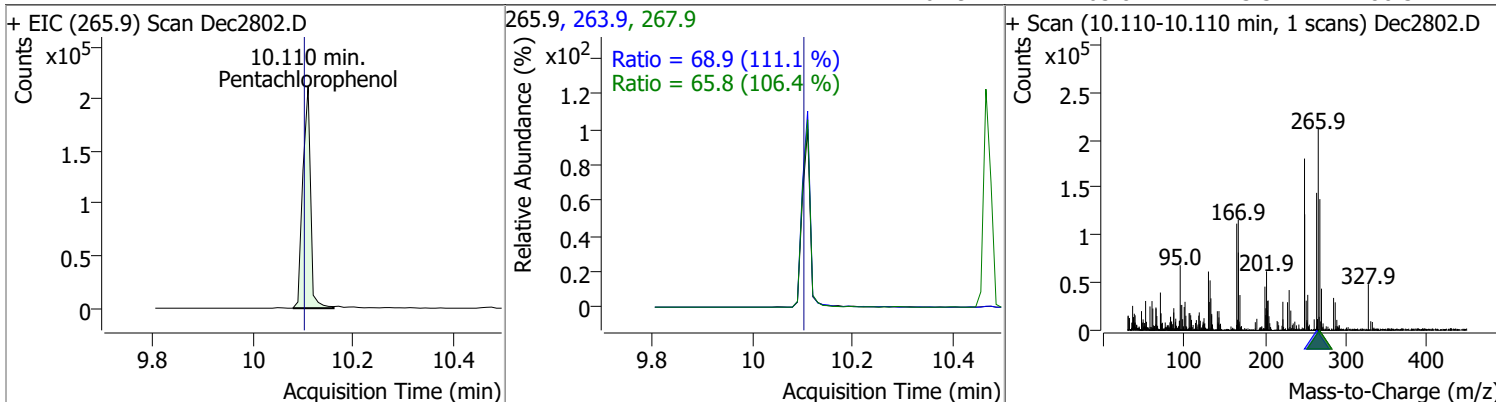


| Compound | Conc. | RT | Dev(Min) | Resp. | QIon | QRatio | Lower | Upper |
|-------------------|----------|------|----------|--------|-------|--------|-------|-------|
| Hexachlorobenzene | 149.1176 | 9.85 | 0.01 | 620945 | 142.0 | 59.7 | 45.2 | 83.9 |

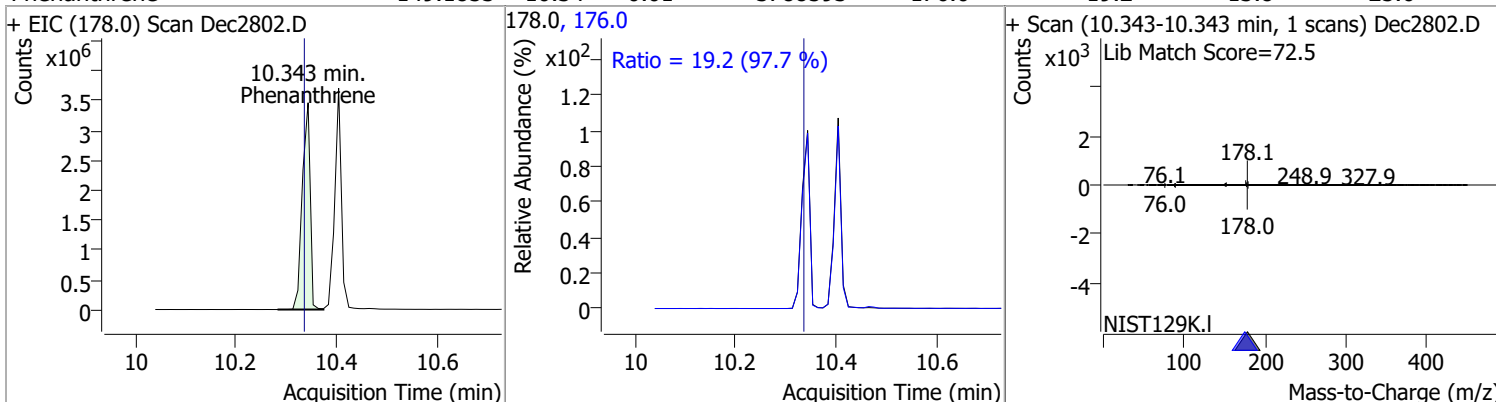


Quantitation Results Report (QT Reviewed)

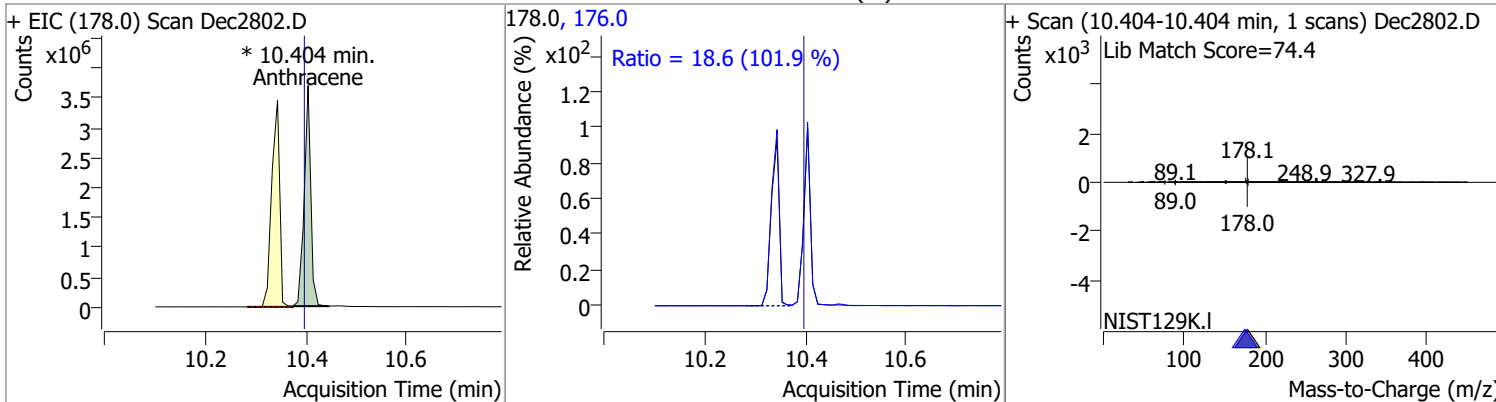
| Compound | Conc. | RT | Dev(Min) | Resp. | QIon | QRatio | Lower | Upper |
|-------------------|----------|-------|----------|--------|-------|--------|-------|-------|
| Pentachlorophenol | 144.6526 | 10.11 | 0.01 | 226760 | 263.9 | 68.9 | 43.4 | 80.6 |
| | | | | | 267.9 | 65.8 | 43.3 | 80.5 |



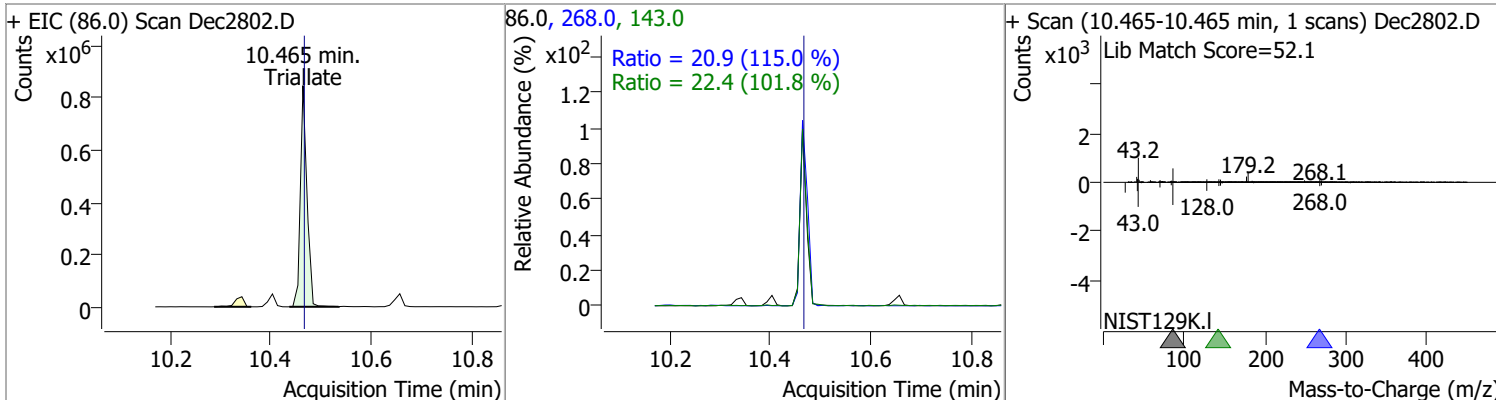
| Compound | Conc. | RT | Dev(Min) | Resp. | QIon | QRatio | Lower | Upper |
|--------------|----------|-------|----------|---------|-------|--------|-------|-------|
| Phenanthrene | 149.1853 | 10.34 | 0.01 | 3788593 | 176.0 | 19.2 | 13.8 | 25.6 |



| Compound | Conc. | RT | Dev(Min) | Resp. | QIon | QRatio | Lower | Upper |
|------------|----------|-------|----------|-------------|-------|--------|-------|-------|
| Anthracene | 146.4996 | 10.40 | 0.01 | 3353992 (m) | 176.0 | 18.6 | 12.8 | 23.8 |

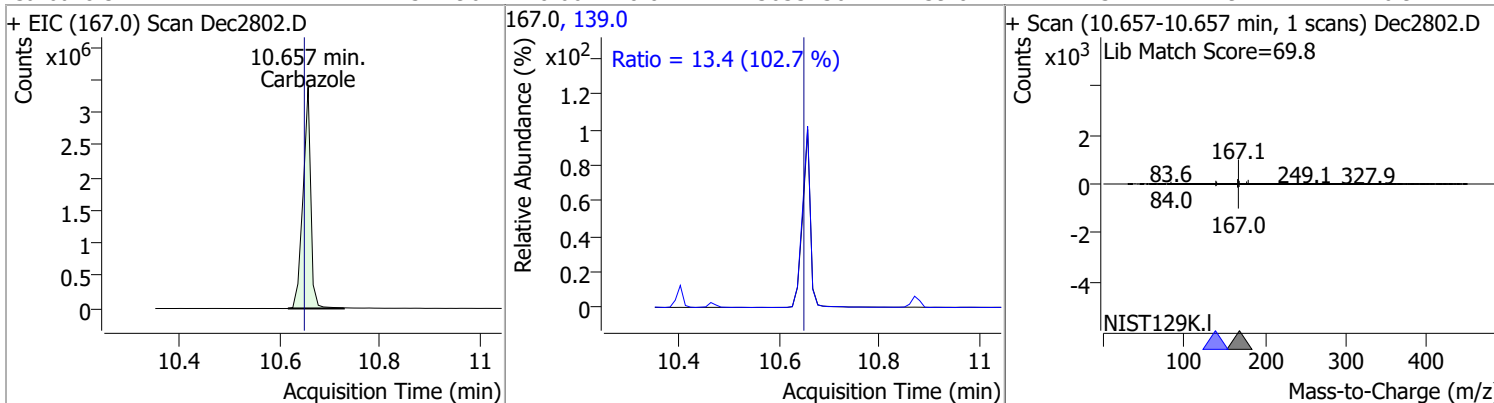


| Compound | Conc. | RT | Dev(Min) | Resp. | QIon | QRatio | Lower | Upper |
|-----------|----------|-------|----------|--------|-------|--------|-------|-------|
| Triallate | 147.5389 | 10.46 | 0.00 | 772724 | 143.0 | 22.4 | 15.4 | 28.6 |
| | | | | | 268.0 | 20.9 | 12.8 | 23.7 |

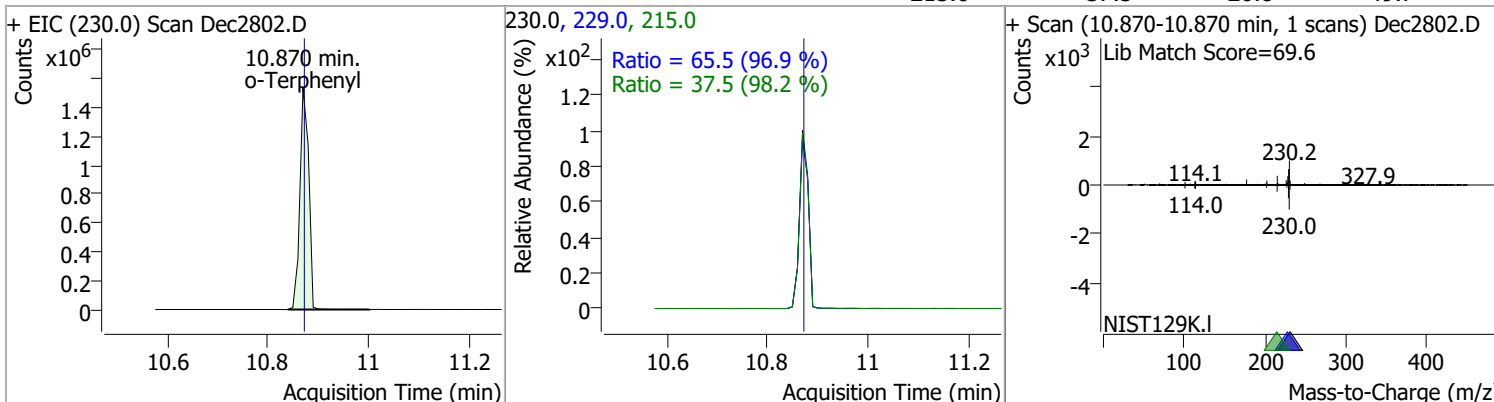


Quantitation Results Report (QT Reviewed)

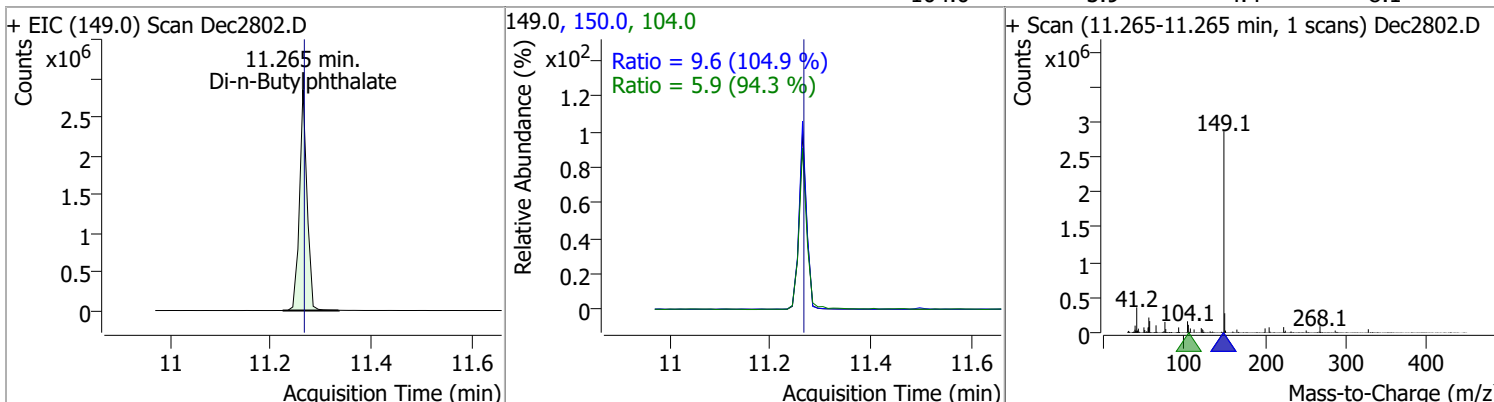
| Compound | Conc. | RT | Dev(Min) | Resp. | QIon | QRatio | Lower | Upper |
|-----------|----------|-------|----------|---------|-------|--------|-------|-------|
| Carbazole | 152.2962 | 10.66 | 0.01 | 3633136 | 139.0 | 13.4 | 9.1 | 16.9 |



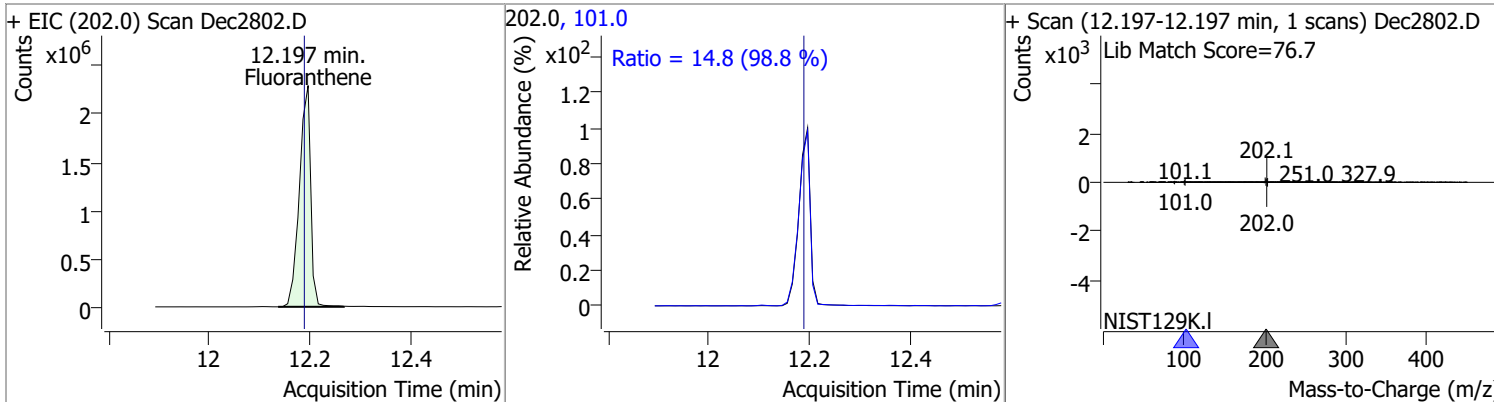
| Compound | Conc. | RT | Dev(Min) | Resp. | QIon | QRatio | Lower | Upper |
|-------------|----------|-------|----------|---------|-------|--------|-------|-------|
| o-Terphenyl | 150.4557 | 10.87 | 0.00 | 1867487 | 229.0 | 65.5 | 47.4 | 88.0 |
| | | | | | 215.0 | 37.5 | 26.8 | 49.7 |



| Compound | Conc. | RT | Dev(Min) | Resp. | QIon | QRatio | Lower | Upper |
|---------------------|----------|-------|----------|---------|-------|--------|-------|-------|
| Di-n-Butylphthalate | 145.8109 | 11.26 | 0.00 | 2991931 | 150.0 | 9.6 | 6.4 | 11.9 |
| | | | | | 104.0 | 5.9 | 4.4 | 8.1 |

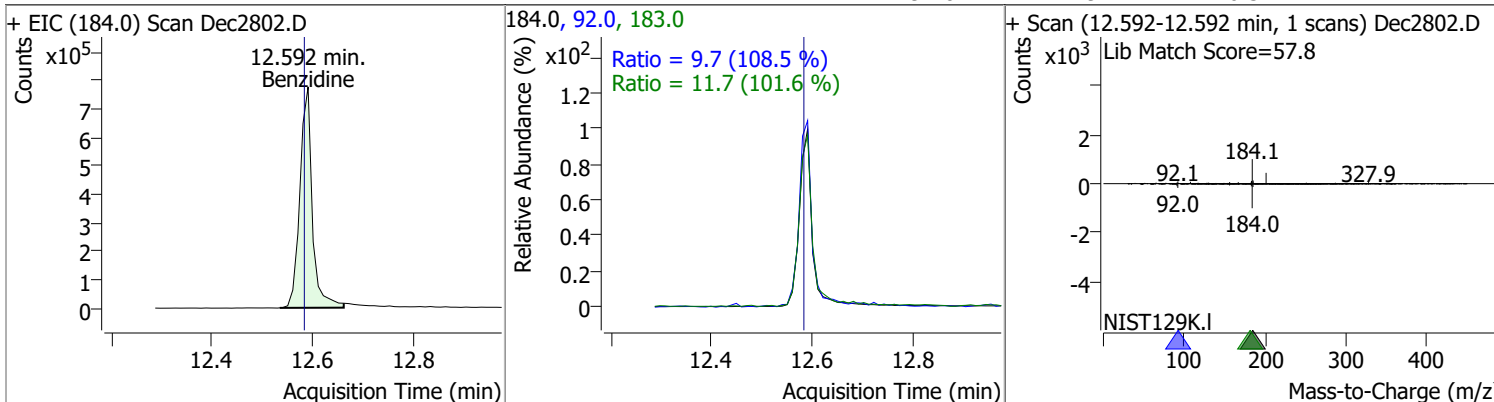


| Compound | Conc. | RT | Dev(Min) | Resp. | QIon | QRatio | Lower | Upper |
|--------------|----------|-------|----------|---------|-------|--------|-------|-------|
| Fluoranthene | 146.9721 | 12.20 | 0.01 | 3579977 | 101.0 | 14.8 | 10.5 | 19.5 |

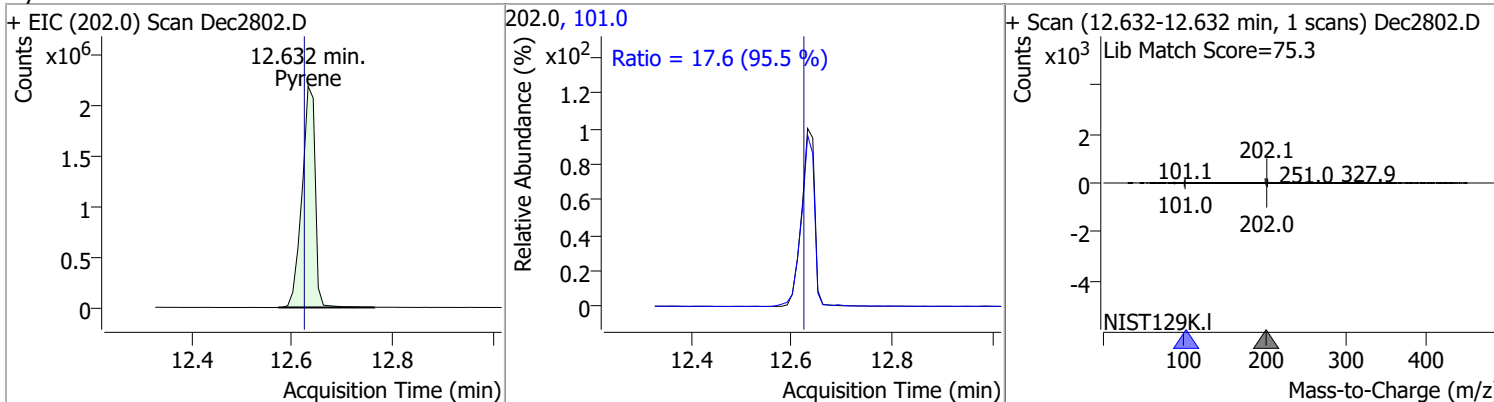


Quantitation Results Report (QT Reviewed)

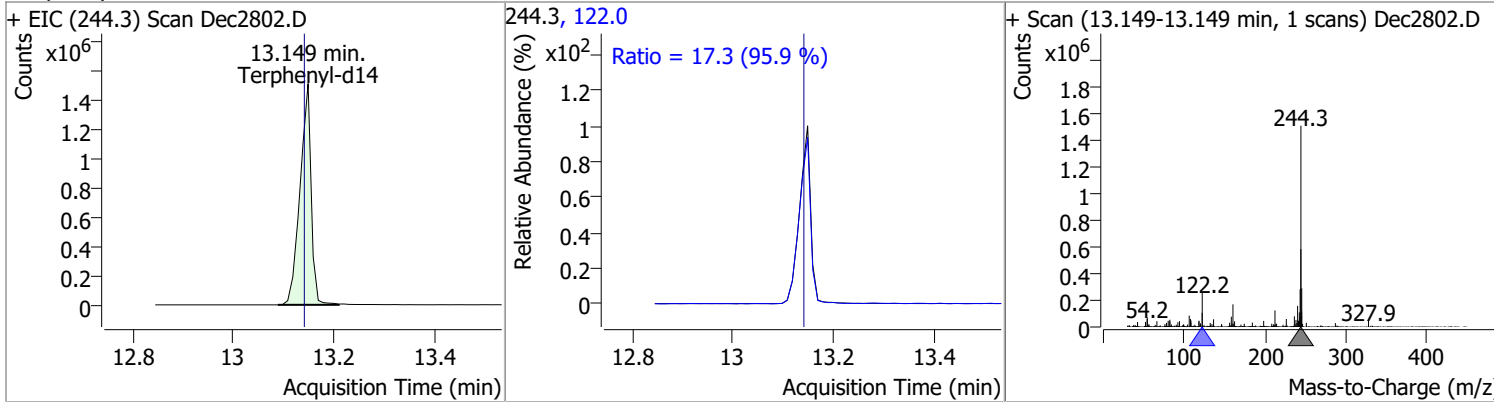
| Compound | Conc. | RT | Dev(Min) | Resp. | QIon | QRatio | Lower | Upper |
|-----------|----------|-------|----------|---------|-------|--------|-------|-------|
| Benzidine | 146.0621 | 12.59 | 0.01 | 1327180 | 183.0 | 11.7 | 8.1 | 15.0 |
| | | | | | 92.0 | 9.7 | 6.3 | 11.7 |



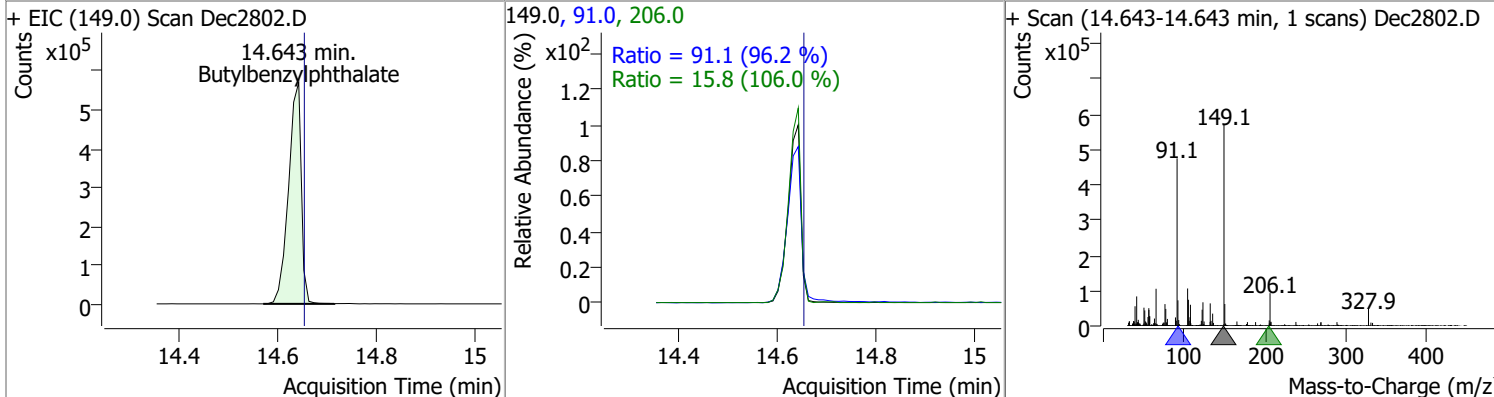
| Compound | Conc. | RT | Dev(Min) | Resp. | QIon | QRatio | Lower | Upper |
|----------|----------|-------|----------|---------|-------|--------|-------|-------|
| Pyrene | 149.7101 | 12.63 | 0.01 | 4003370 | 101.0 | 17.6 | 12.9 | 24.0 |



| Compound | Conc. | RT | Dev(Min) | Resp. | QIon | QRatio | Lower | Upper |
|---------------|----------|-------|----------|---------|-------|--------|-------|-------|
| Terphenyl-d14 | 147.2211 | 13.15 | 0.01 | 2311109 | 122.0 | 17.3 | 12.7 | 23.5 |

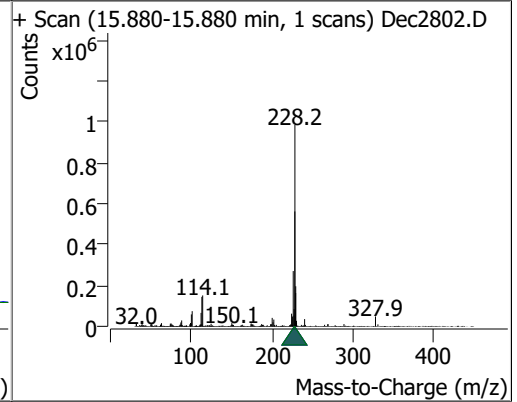
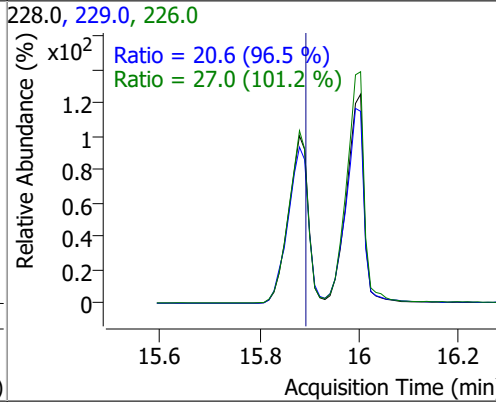
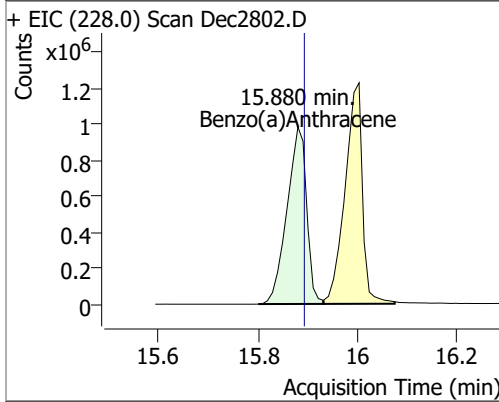


| Compound | Conc. | RT | Dev(Min) | Resp. | QIon | QRatio | Lower | Upper |
|----------------------|----------|-------|----------|---------|-------|--------|-------|-------|
| Butylbenzylphthalate | 146.8716 | 14.64 | 0.01 | 1016385 | 91.0 | 91.1 | 66.2 | 123.0 |
| | | | | | 206.0 | 15.8 | 10.4 | 19.4 |

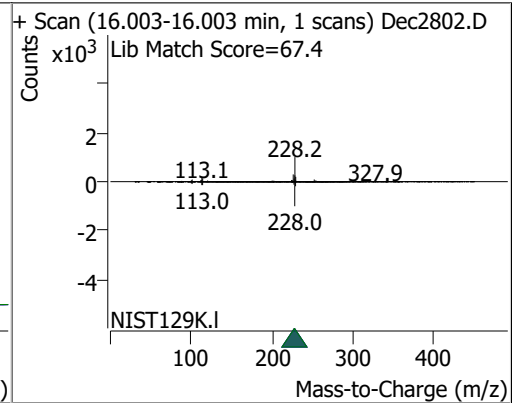
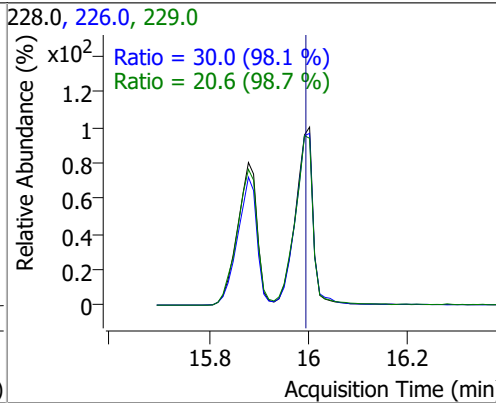
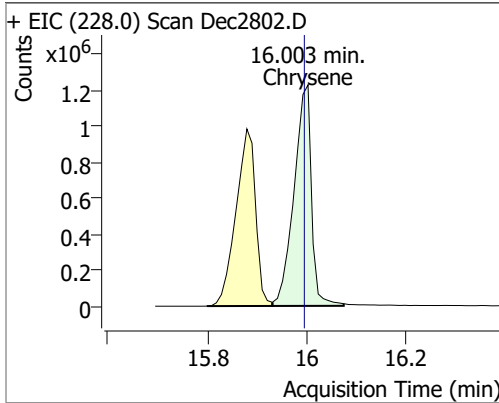


Quantitation Results Report (QT Reviewed)

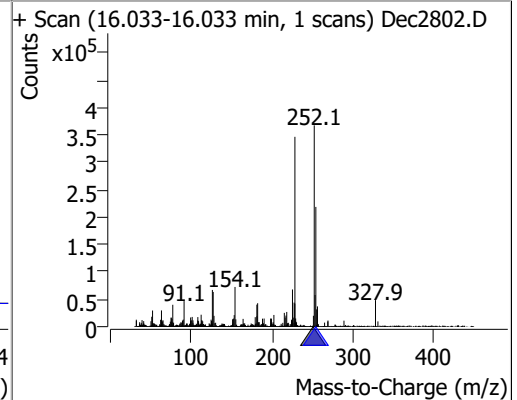
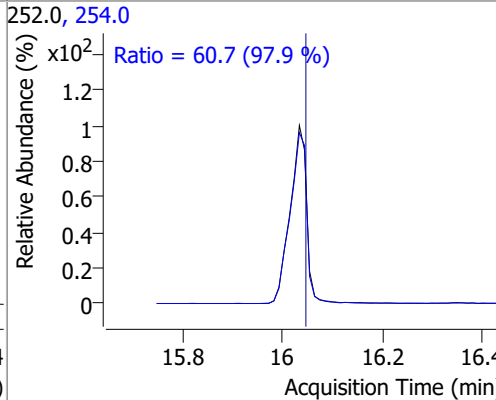
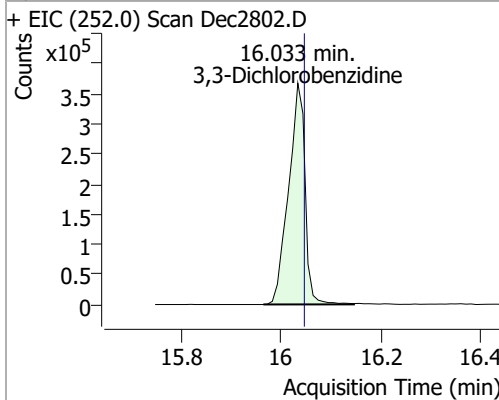
| Compound | Conc. | RT | Dev(Min) | Resp. | QIon | QRatio | Lower | Upper |
|--------------------|----------|-------|----------|---------|-------|--------|-------|-------|
| Benzo(a)Anthracene | 152.2440 | 15.88 | 0.01 | 2687750 | 226.0 | 27.0 | 18.7 | 34.7 |
| | | | | | 229.0 | 20.6 | 14.9 | 27.7 |



| Compound | Conc. | RT | Dev(Min) | Resp. | QIon | QRatio | Lower | Upper |
|----------|----------|-------|----------|---------|-------|--------|-------|-------|
| Chrysene | 148.2872 | 16.00 | 0.03 | 2990250 | 226.0 | 30.0 | 21.4 | 39.8 |
| | | | | | 229.0 | 20.6 | 14.6 | 27.1 |

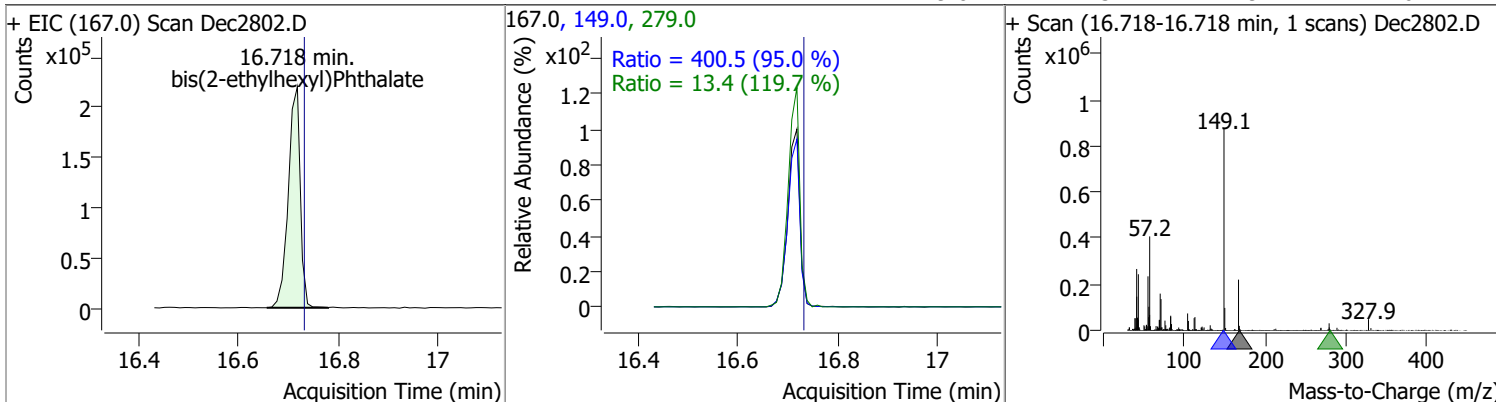


| Compound | Conc. | RT | Dev(Min) | Resp. | QIon | QRatio | Lower | Upper |
|-----------------------|----------|-------|----------|--------|-------|--------|-------|-------|
| 3,3-Dichlorobenzidine | 147.3099 | 16.03 | 0.01 | 841603 | 254.0 | 60.7 | 43.4 | 80.6 |

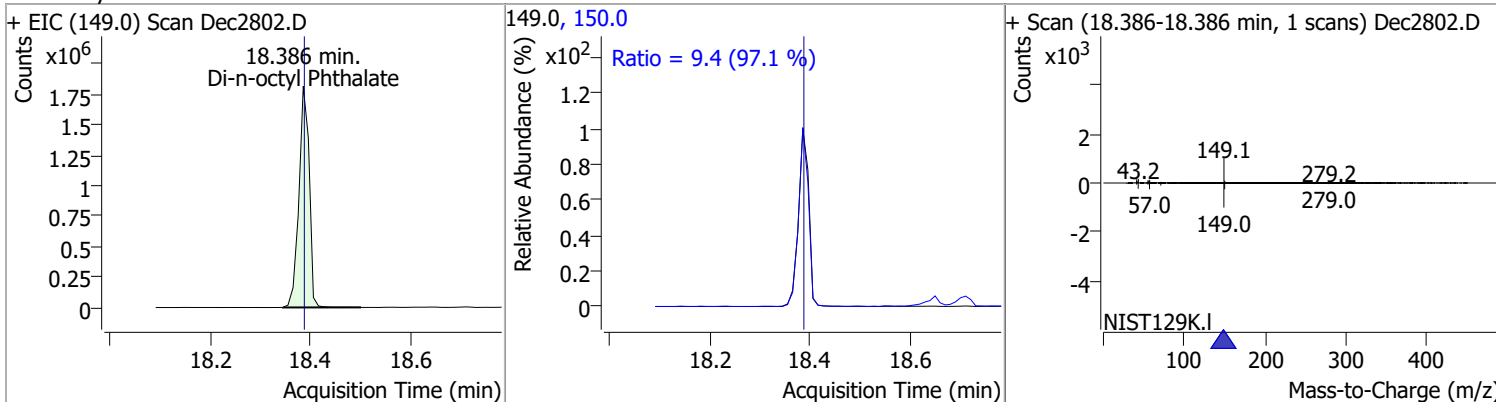


Quantitation Results Report (QT Reviewed)

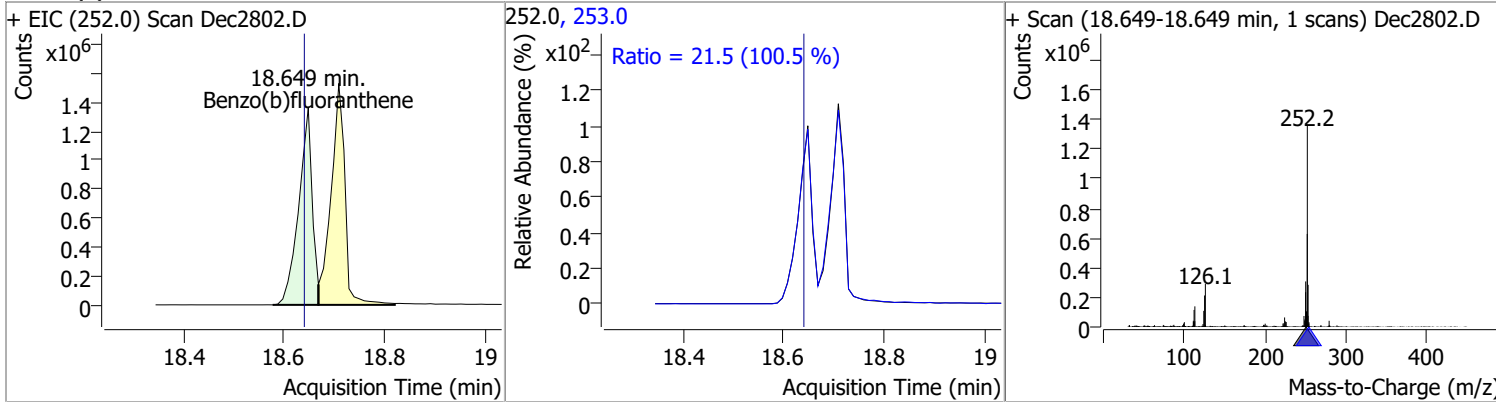
| Compound | Conc. | RT | Dev(Min) | Resp. | QIon | QRatio | Lower | Upper |
|----------------------------|----------|-------|----------|--------|-------|--------|-------|-------|
| bis(2-ethylhexyl)Phthalate | 147.9309 | 16.72 | 0.01 | 365081 | 149.0 | 400.5 | 295.1 | 548.1 |
| | | | | | 279.0 | 13.4 | 7.9 | 14.6 |



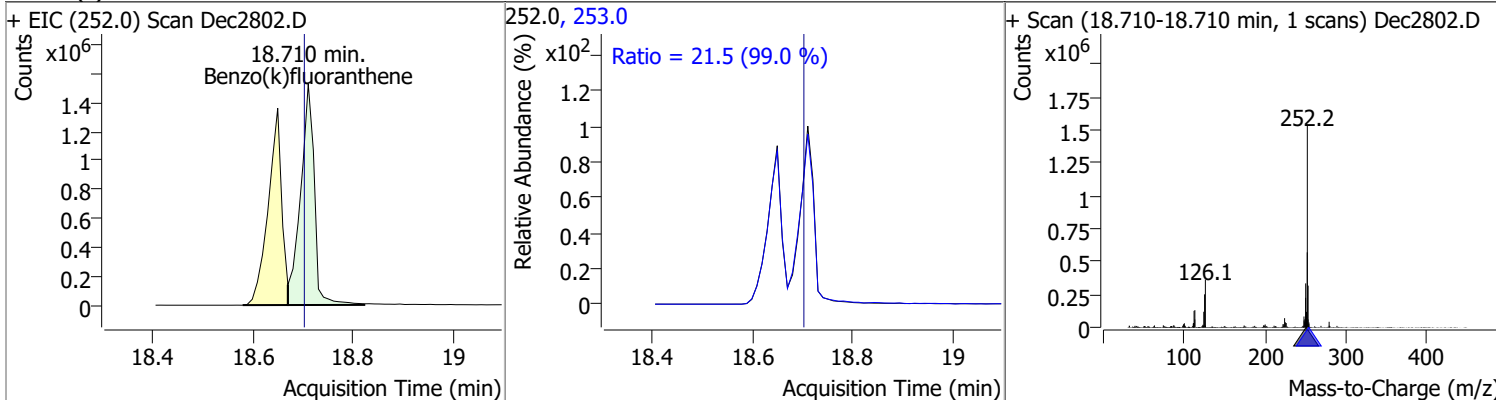
| Compound | Conc. | RT | Dev(Min) | Resp. | QIon | QRatio | Lower | Upper |
|----------------------|----------|-------|----------|---------|-------|--------|-------|-------|
| Di-n-octyl Phthalate | 148.4492 | 18.39 | 0.01 | 2582125 | 150.0 | 9.4 | 6.8 | 12.6 |



| Compound | Conc. | RT | Dev(Min) | Resp. | QIon | QRatio | Lower | Upper |
|----------------------|----------|-------|----------|---------|-------|--------|-------|-------|
| Benzo(b)fluoranthene | 155.0591 | 18.65 | 0.02 | 2531540 | 253.0 | 21.5 | 15.0 | 27.8 |

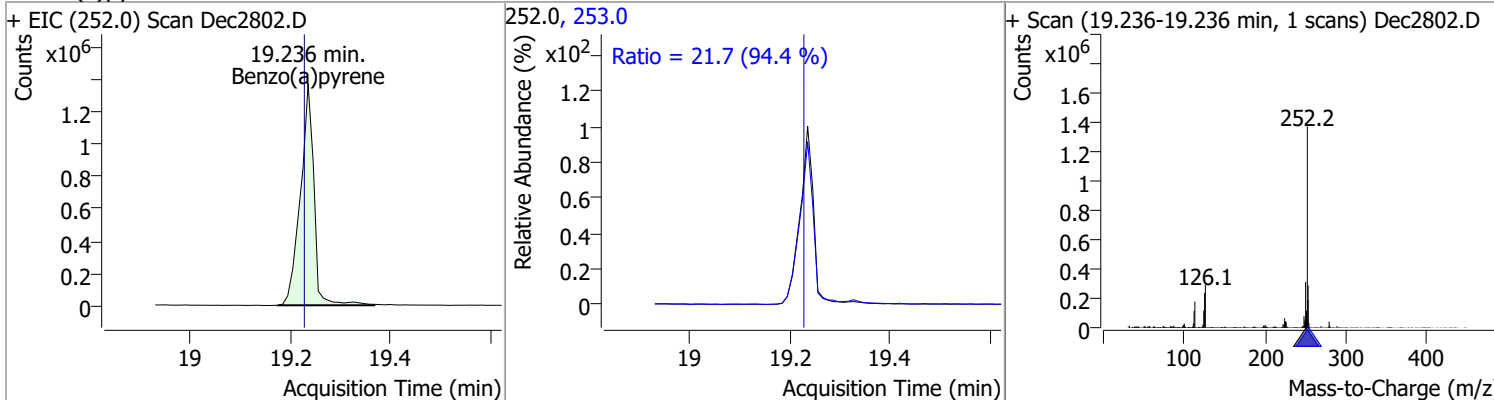


| Compound | Conc. | RT | Dev(Min) | Resp. | QIon | QRatio | Lower | Upper |
|----------------------|----------|-------|----------|---------|-------|--------|-------|-------|
| Benzo(k)fluoranthene | 164.1991 | 18.71 | 0.02 | 2907393 | 253.0 | 21.5 | 15.2 | 28.2 |

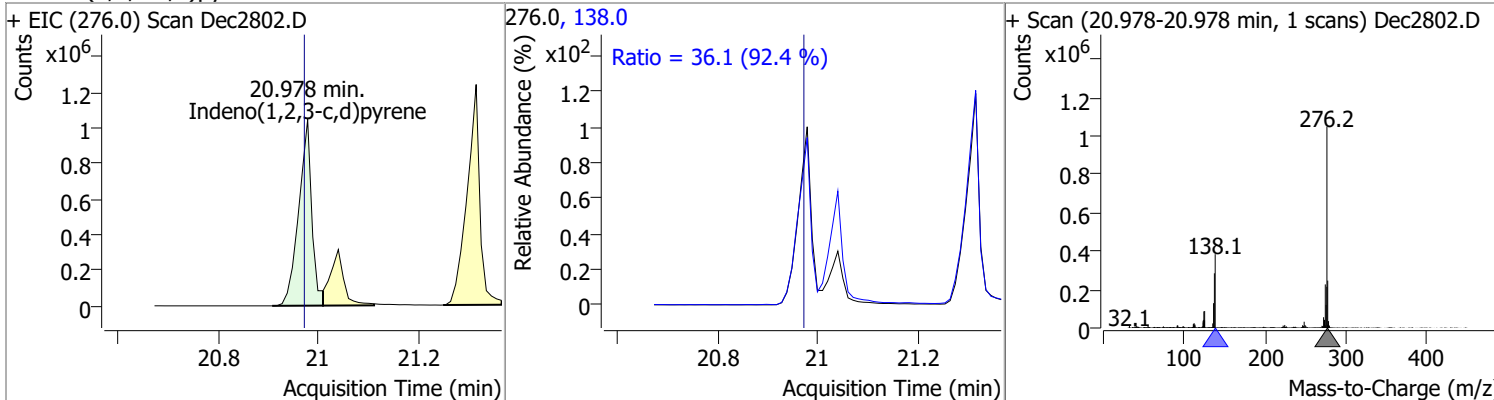


Quantitation Results Report (QT Reviewed)

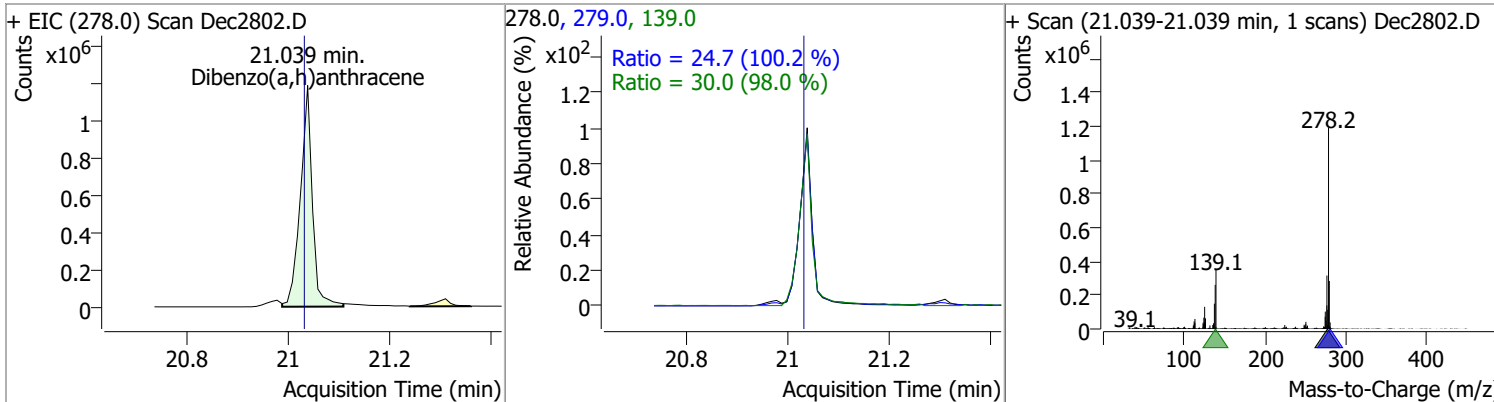
| Compound | Conc. | RT | Dev(Min) | Resp. | QIon | QRatio | Lower | Upper |
|----------------|----------|-------|----------|---------|-------|--------|-------|-------|
| Benzo(a)pyrene | 150.6774 | 19.24 | 0.02 | 2566771 | 253.0 | 21.7 | 16.1 | 29.8 |



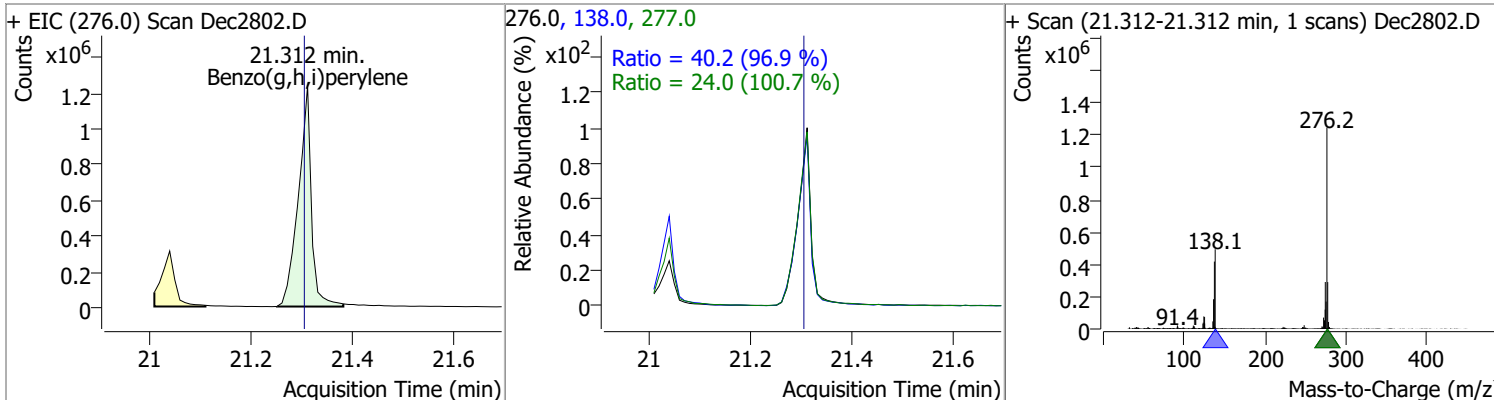
| Compound | Conc. | RT | Dev(Min) | Resp. | QIon | QRatio | Lower | Upper |
|-------------------------|----------|-------|----------|---------|-------|--------|-------|-------|
| Indeno(1,2,3-c,d)pyrene | 150.7798 | 20.98 | 0.02 | 1879964 | 138.0 | 36.1 | 27.4 | 50.8 |



| Compound | Conc. | RT | Dev(Min) | Resp. | QIon | QRatio | Lower | Upper |
|------------------------|----------|-------|----------|---------|-------|--------|-------|-------|
| Dibenzo(a,h)anthracene | 149.2076 | 21.04 | 0.02 | 1972310 | 139.0 | 30.0 | 21.4 | 39.7 |
| | | | | | 279.0 | 24.7 | 17.2 | 32.0 |

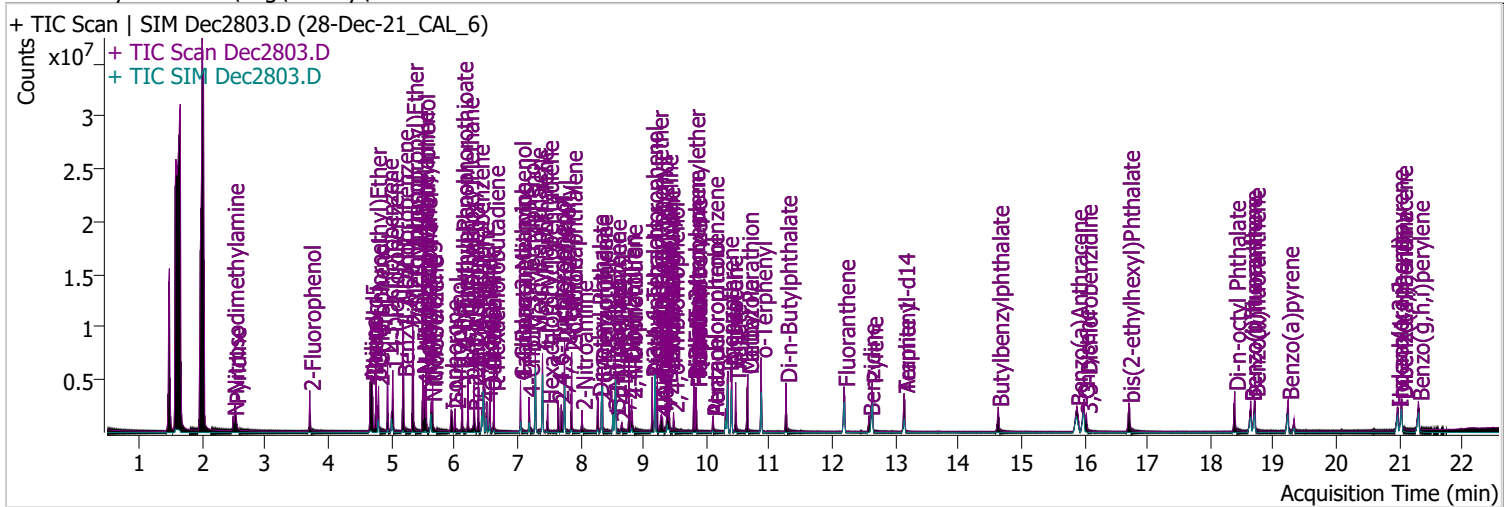


| Compound | Conc. | RT | Dev(Min) | Resp. | QIon | QRatio | Lower | Upper |
|----------------------|----------|-------|----------|---------|-------|--------|-------|-------|
| Benzo(g,h,i)perylene | 148.7054 | 21.31 | 0.02 | 2226169 | 138.0 | 40.2 | 29.0 | 53.9 |
| | | | | | 277.0 | 24.0 | 16.7 | 31.0 |



Quantitation Results Report (QT Reviewed)

| | | | |
|----------------|----------------------------|-------------------|------------------------|
| Data File | Dec2803.D | Operator | LIMS import |
| Acq. Method | BNA+SIM.M | Acq. Date-Time | 12/28/2021 2:57:01 PM |
| Sample Name | 28-Dec-21_CAL_6 | Instrument | Instrument #1 |
| Vial | 3 | Multiplier | 1.00 |
| DA Method File | | Comment | SVOC-8270-W-LARGO |
| Tune File | dftppdsm.u | Tune Date | 11/24/2021 11:15:00 AM |
| Batch Name | 122821 bna 1 CAL.batch.bin | Last Calib Update | 12/29/2021 7:25:46 PM |
| Ref Library | D:\Org\Library\NIST129K.I | | |



| Compound | RT | QIon | Resp. | Conc. | Units | Dev(Min) |
|----------|----|------|-------|-------|-------|----------|
|----------|----|------|-------|-------|-------|----------|

Internal Standards

System Monitoring Compounds

| | | | | | | |
|------------------------|----------------------|-------|---------|----------|--------------------|-------|
| S 2-Fluorophenol | 3.704 | 112.0 | 993656 | 123.3804 | µg/L | 0.000 |
| Spiked Amount: 200.000 | Range: 10.0 - 75.0% | | | | Recovery = 61.69% | |
| S Phenol-d5 | 4.685 | 99.0 | 1308583 | 118.6366 | µg/L | 0.000 |
| Spiked Amount: 200.000 | Range: 10.0 - 65.0% | | | | Recovery = 59.32% | |
| S Nitrobenzene-d5 | 5.635 | 82.0 | 669497 | 121.1593 | µg/L | 0.010 |
| Spiked Amount: 100.000 | Range: 32.0 - 94.0% | | | | Recovery = 121.16% | * |
| S 2-Fluorobiphenyl | 7.749 | 172.0 | 2169830 | 123.6577 | µg/L | 0.000 |
| Spiked Amount: 100.000 | Range: 28.0 - 107.0% | | | | Recovery = 123.66% | * |
| S 2,4,6-Tribromophenol | 9.479 | 329.8 | 109588 | 116.0643 | µg/L | 0.000 |
| Spiked Amount: 200.000 | Range: 25.0 - 140.0% | | | | Recovery = 58.03% | |
| S Terphenyl-d14 | 13.139 | 244.3 | 1826846 | 122.8041 | µg/L | 0.000 |
| Spiked Amount: 100.000 | Range: 32.0 - 122.0% | | | | Recovery = 122.80% | * |

Target Compounds

| Compound | RT | QIon | Resp. | Conc. | Units | QValue |
|-------------------------------|-------|-------|---------|----------|-------|--------|
| T N-Nitrosodimethylamine | 2.489 | 74.0 | 447592 | 132.0049 | µg/L | 92 |
| T Pyridine | 2.520 | 79.0 | 1114395 | 131.9766 | µg/L | 95 |
| T Aniline | 4.664 | 93.0 | 1991952 | 121.4886 | µg/L | m 97 |
| T Phenol | 4.695 | 94.0 | 1382075 | 111.4617 | µg/L | m 99 |
| T bis(-2-Chloroethyl)Ether | 4.756 | 63.0 | 1242545 | 130.3160 | µg/L | m 100 |
| T 2-Chlorophenol | 4.797 | 128.0 | 1041235 | 124.5218 | µg/L | 100 |
| T 1,3-Dichlorobenzene | 4.940 | 146.0 | 1429995 | 117.7978 | µg/L | 100 |
| T 1,4-Dichlorobenzene | 5.022 | 146.0 | 1363825 | 113.9183 | µg/L | 97 |
| T 1,2-Dichlorobenzene | 5.185 | 146.0 | 1515861 | 120.8873 | µg/L | m 98 |
| T Benzyl Alcohol | 5.195 | 108.0 | 696740 | 126.4328 | µg/L | m 99 |
| T bis(2-chloroisopropyl)Ether | 5.338 | 121.0 | 440255 | 115.5825 | µg/L | 99 |
| T 2-Methylphenol | 5.338 | 107.0 | 1043069 | 117.0152 | µg/L | 98 |
| T N-nitroso-Di-n-propylamine | 5.502 | 70.0 | 818919 | 130.1958 | µg/L | 99 |
| T 4Methylphenol/3Methylphenol | 5.522 | 107.0 | 1410963 | 118.0867 | µg/L | 99 |
| T Hexachloroethane | 5.553 | 117.0 | 373544 | 118.1253 | µg/L | 91 |

Quantitation Results Report (QT Reviewed)

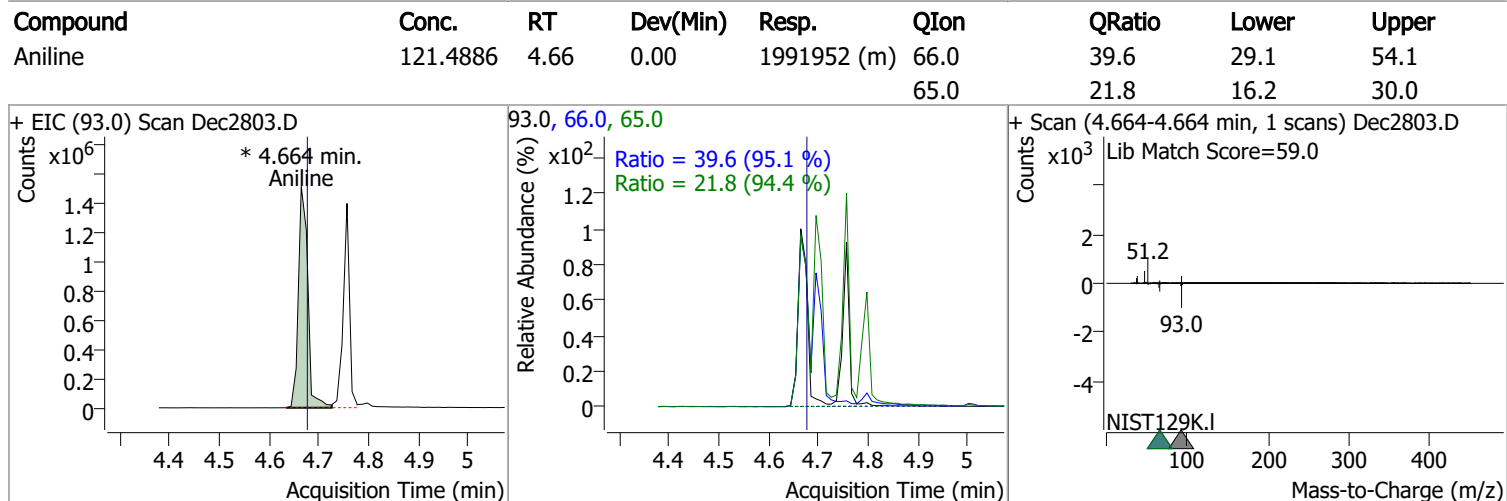
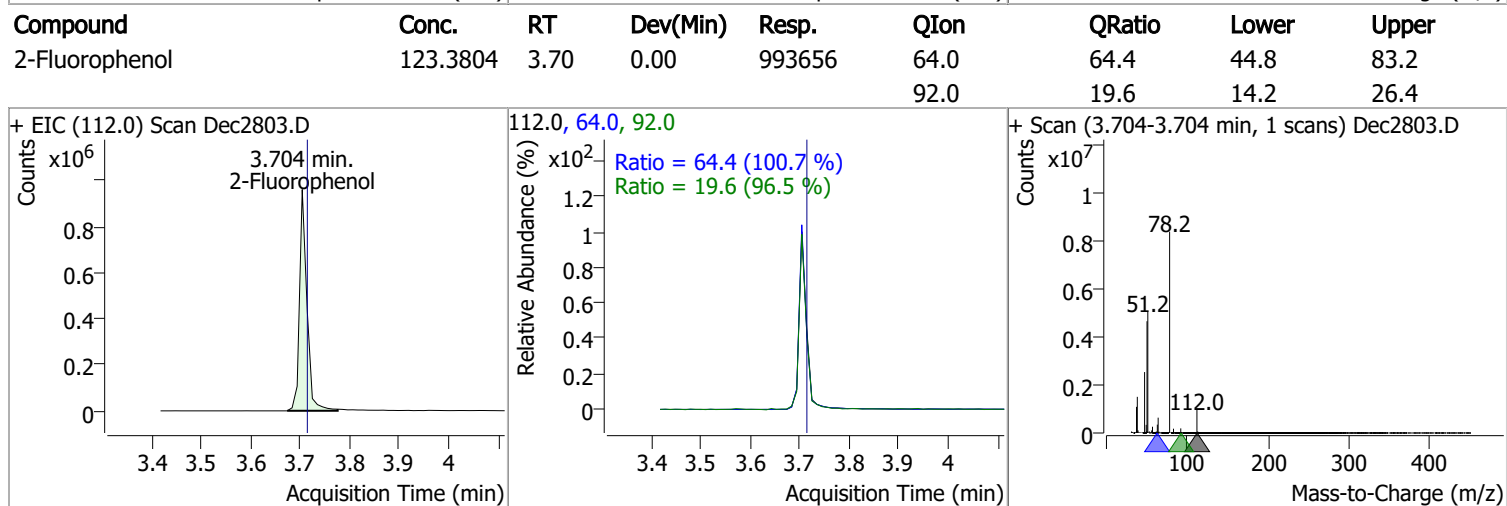
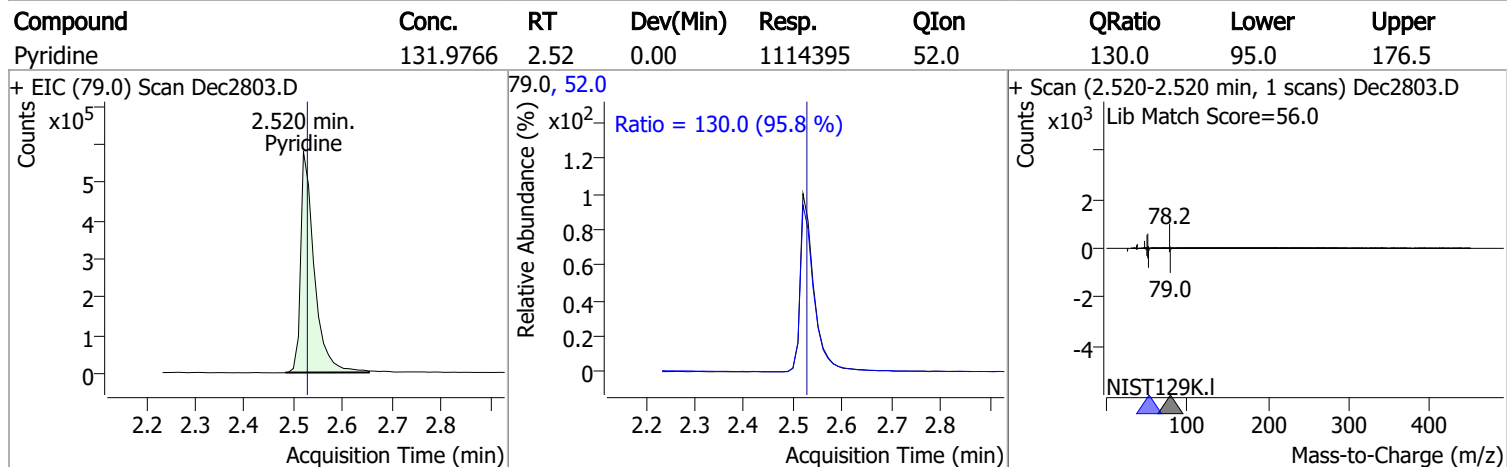
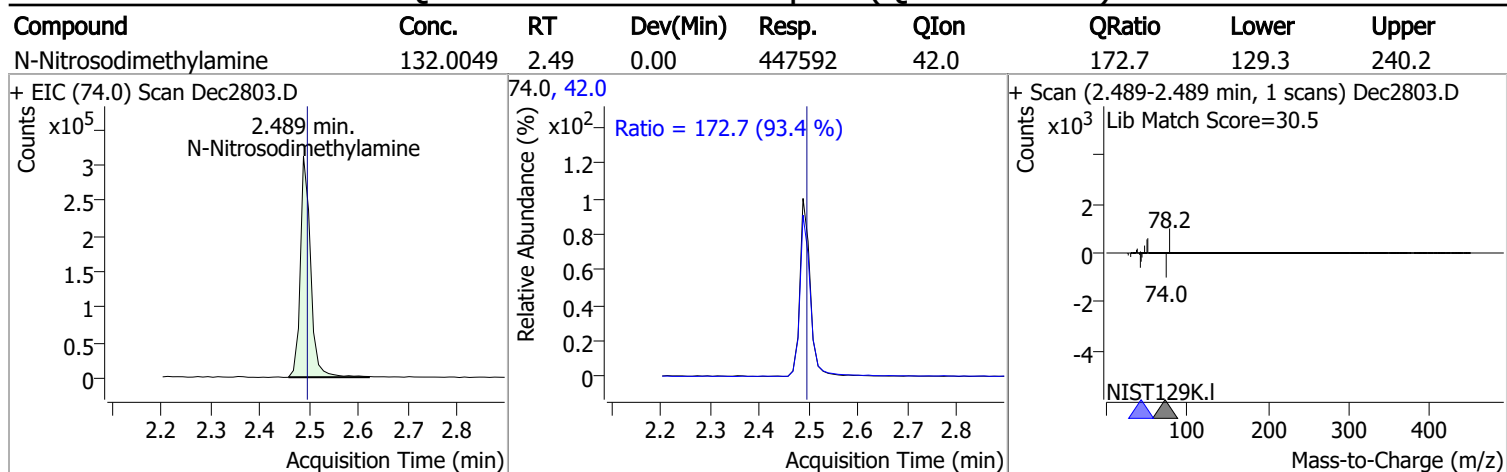
| Compound | RT | QIon | Resp. | Conc. | Units | Dev(Min) |
|-------------------------------|--------|-------|---------|----------|-------|----------|
| T Nitrobenzene | 5.655 | 123.1 | 369448 | 134.3813 | µg/L | 89 |
| T Isophorone | 5.951 | 82.0 | 1590821 | 124.8621 | µg/L | 99 |
| T 2-Nitrophenol | 6.013 | 139.0 | 267354 | 125.4056 | µg/L | 96 |
| T 2,4-Dimethylphenol | 6.126 | 122.0 | 936705 | 131.5068 | µg/L | 99 |
| T bis(-2-Chloroethoxy)Methane | 6.218 | 93.0 | 1152975 | 129.9580 | µg/L | 98 |
| T Benzoic Acid | 6.321 | 105.0 | 459947 | 123.5393 | µg/L | 96 |
| T 2,4-Dichlorophenol | 6.311 | 162.0 | 652748 | 124.4607 | µg/L | 98 |
| T 1,2,4-Trichlorobenzene | 6.383 | 180.0 | 925380 | 124.2985 | µg/L | 99 |
| T Naphthalene | 6.465 | 128.0 | 3067548 | 125.2173 | µg/L | 100 |
| T 4-Chlorophenol | 6.516 | 130.0 | 262993 | 124.1891 | µg/L | m 94 |
| T p-Chloroaniline | 6.568 | 127.0 | 1181460 | 124.5374 | µg/L | 95 |
| T Hexachlorobutadiene | 6.629 | 224.9 | 508839 | 133.2469 | µg/L | 95 |
| T 4-Chloro-2-Methylphenol | 7.050 | 107.0 | 700144 | 122.4672 | µg/L | 98 |
| T 4-Chloro-3-Methylphenol | 7.184 | 107.0 | 706211 | 124.3041 | µg/L | 100 |
| T 2-Methylnaphthalene | 7.286 | 141.0 | 1632756 | 122.1944 | µg/L | m 97 |
| T 1-Methylnaphthalene | 7.399 | 141.0 | 1616047 | 122.2901 | µg/L | m 99 |
| T Hexachlorocyclopentadiene | 7.482 | 236.9 | 268274 | 121.7660 | µg/L | 99 |
| T 2,4,6-Trichlorophenol | 7.646 | 196.0 | 410923 | 119.4736 | µg/L | 98 |
| T 2,4,5-Trichlorophenol | 7.697 | 196.0 | 458788 | 117.4303 | µg/L | 99 |
| T 2-Chloronaphthalene | 7.861 | 162.0 | 1849015 | 122.8123 | µg/L | 100 |
| T 2-Nitroaniline | 8.026 | 65.0 | 296399 | 122.5808 | µg/L | 96 |
| T Dimethyl Phthalate | 8.282 | 163.0 | 1707296 | 121.5372 | µg/L | 98 |
| T 2,6-Dinitrotoluene | 8.333 | 165.0 | 186284 | 118.7891 | µg/L | 97 |
| T Acenaphthylene | 8.343 | 152.1 | 2951970 | 119.8833 | µg/L | 100 |
| T 3-Nitroaniline | 8.538 | 138.0 | 252993 | 126.8044 | µg/L | 91 |
| T Acenaphthene | 8.558 | 154.0 | 1576886 | 115.8550 | µg/L | 99 |
| T 2,4-Dinitrophenol | 8.660 | 184.0 | 109594 | 117.7118 | µg/L | 90 |
| T Dibenzofuran | 8.773 | 168.0 | 2633186 | 119.8975 | µg/L | 99 |
| T 4-Nitrophenol | 8.814 | 109.0 | 280927 | 126.8294 | µg/L | 93 |
| T 2,4-Dinitrotoluene | 8.814 | 165.0 | 264598 | 122.1127 | µg/L | 100 |
| T Diethylphthalate | 9.141 | 149.0 | 1757984 | 119.1715 | µg/L | 99 |
| T Fluorene | 9.182 | 166.0 | 2141058 | 117.1781 | µg/L | 98 |
| T 4-Chlorophenyl-phenylether | 9.223 | 204.0 | 931681 | 119.1607 | µg/L | 99 |
| T 4-Nitroaniline | 9.284 | 138.0 | 244341 | 126.3493 | µg/L | 97 |
| T 4,6-Dinitro-2-methylphenol | 9.305 | 198.0 | 152521 | 120.5386 | µg/L | 96 |
| T N-nitrosodiphenylamine | 9.377 | 169.0 | 1294653 | 119.5713 | µg/L | 98 |
| T Azobenzene | 9.407 | 77.0 | 1785109 | 123.8437 | µg/L | 97 |
| T 4-Bromophenyl-phenylether | 9.806 | 248.0 | 502325 | 119.6007 | µg/L | 98 |
| T Hexachlorobenzene | 9.837 | 283.9 | 470415 | 121.8940 | µg/L | 92 |
| T Pentachlorophenol | 10.110 | 265.9 | 182959 | 122.7015 | µg/L | 99 |
| T Phenanthrene | 10.343 | 178.0 | 2917397 | 123.2259 | µg/L | 98 |
| T Anthracene | 10.404 | 178.0 | 2649797 | 120.3681 | µg/L | 99 |
| T Triallate | 10.465 | 86.0 | 594643 | 122.4865 | µg/L | 97 |
| T Carbazole | 10.657 | 167.0 | 2874314 | 127.1460 | µg/L | 100 |
| T o-Terphenyl | 10.870 | 230.0 | 1372899 | 118.9806 | µg/L | 98 |
| T Di-n-Butylphthalate | 11.265 | 149.0 | 2452963 | 123.4008 | µg/L | 100 |
| T Fluoranthene | 12.186 | 202.0 | 2755162 | 119.3612 | µg/L | 100 |
| T Benzidine | 12.581 | 184.0 | 1059025 | 125.2888 | µg/L | 99 |
| T Pyrene | 12.632 | 202.0 | 2996713 | 119.2775 | µg/L | 98 |
| T Butylbenzylphthalate | 14.633 | 149.0 | 789735 | 120.1120 | µg/L | 96 |
| T Benzo(a)Anthracene | 15.880 | 228.0 | 2115221 | 122.4380 | µg/L | 99 |
| T Chrysene | 15.992 | 228.0 | 2268471 | 114.9578 | µg/L | 98 |
| T 3,3-Dichlorobenzidine | 16.033 | 252.0 | 649256 | 119.4687 | µg/L | 100 |
| T bis(2-ethylhexyl)Phthalate | 16.708 | 167.0 | 271955 | 119.5624 | µg/L | 92 |
| T Di-n-octyl Phthalate | 18.386 | 149.0 | 1957063 | 119.4457 | µg/L | 100 |

Quantitation Results Report (QT Reviewed)

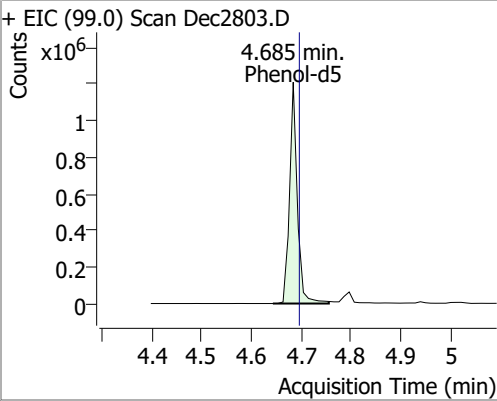
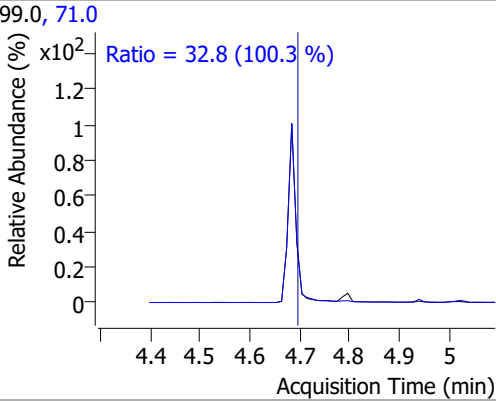
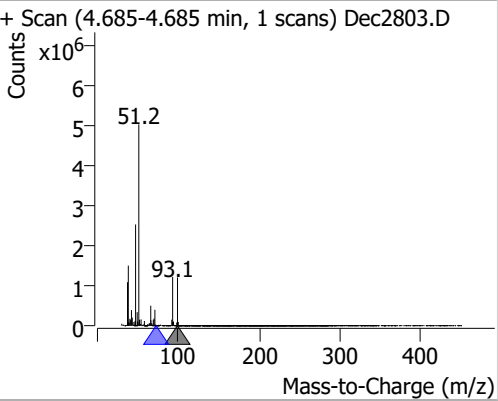
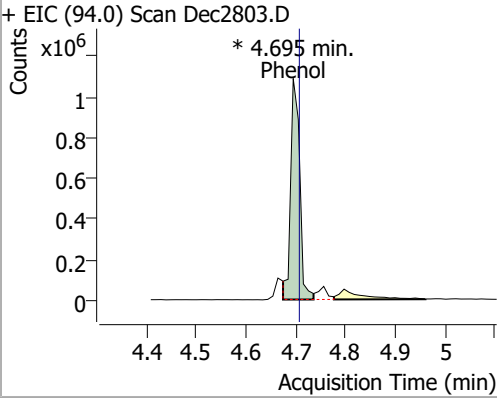
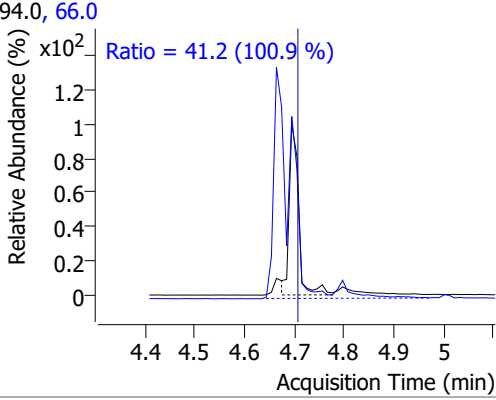
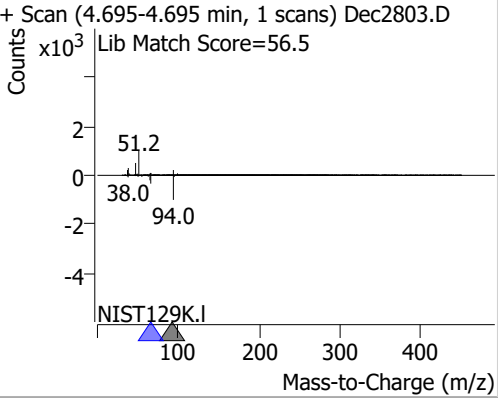
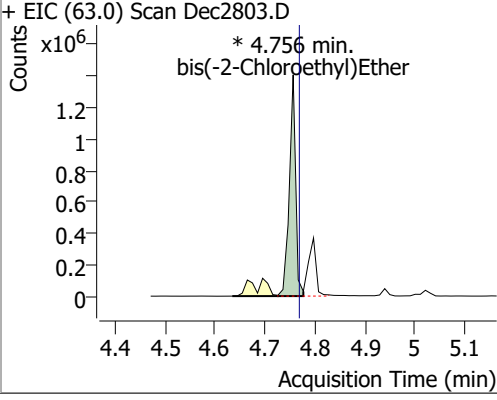
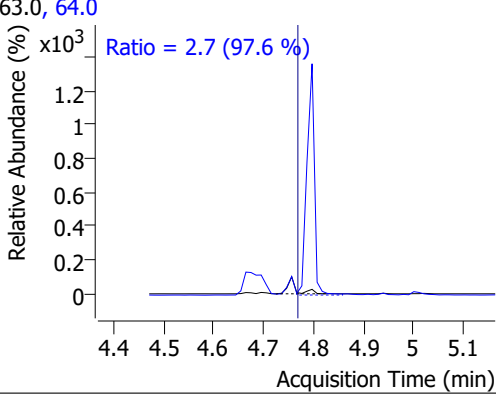
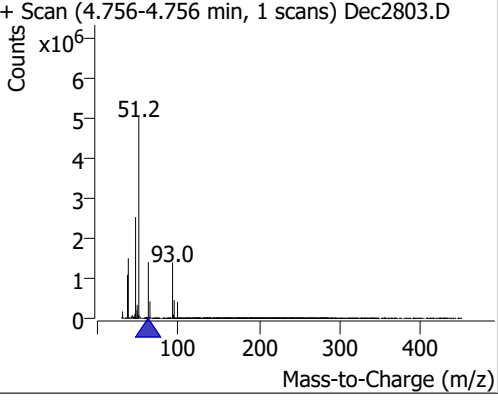
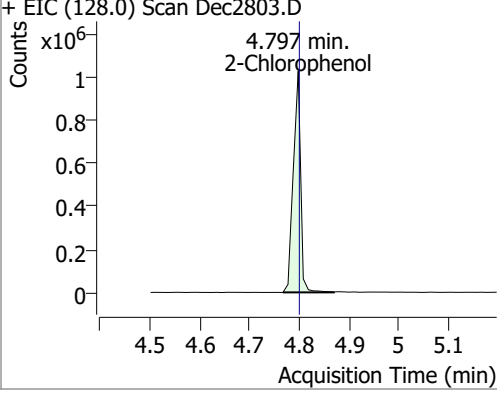
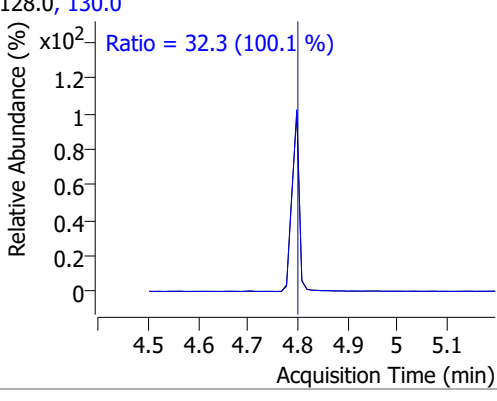
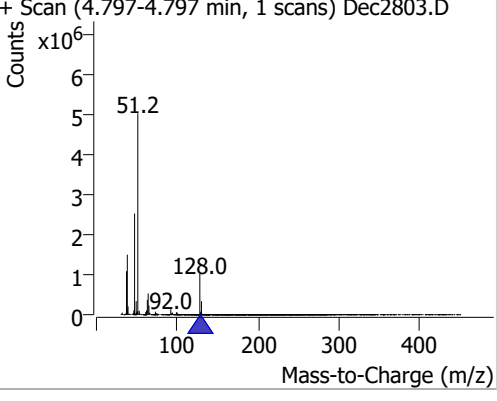
| Compound | RT | QIon | Resp. | Conc. | Units | Dev(Min) |
|---------------------------|--------|-------|---------|----------|-------|----------|
| T Benzo(b)fluoranthene | 18.639 | 252.0 | 1935328 | 118.5403 | µg/L | 99 |
| T Benzo(k)fluoranthene | 18.700 | 252.0 | 2143782 | 121.0728 | µg/L | 97 |
| T Benzo(a)pyrene | 19.236 | 252.0 | 1945061 | 119.7988 | µg/L | 98 |
| T Indeno(1,2,3-c,d)pyrene | 20.968 | 276.0 | 1428035 | 118.0424 | µg/L | 99 |
| T Dibenzo(a,h)anthracene | 21.039 | 278.0 | 1587150 | 120.7707 | µg/L | 99 |
| T Benzo(g,h,i)perylene | 21.302 | 276.0 | 1789954 | 121.2816 | µg/L | 98 |

(#) = Qualifier Out of Range; (m) = Manual Integration; (+) = Area Summed; (*) = Surrogate Percent Recovery Out of Range; (d): Zeroed Peak

Quantitation Results Report (QT Reviewed)

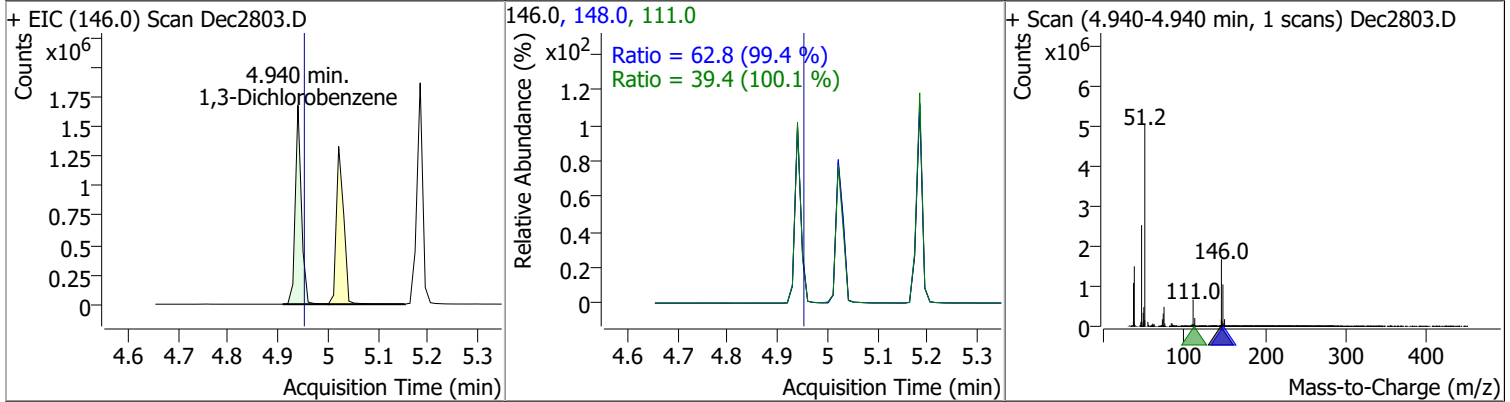


Quantitation Results Report (QT Reviewed)

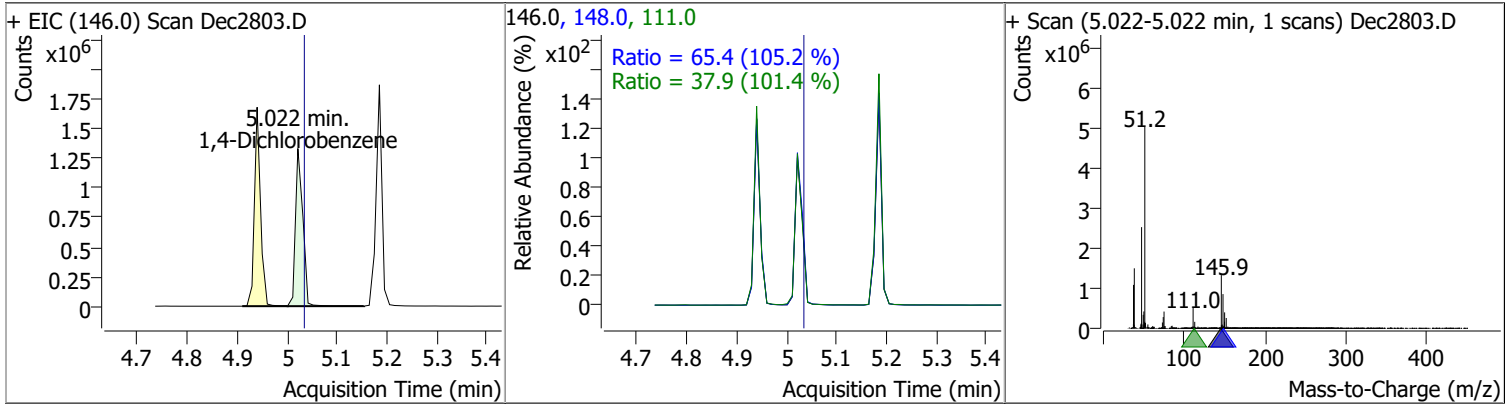
| Compound | Conc. | RT | Dev(Min) | Resp. | QIon | QRatio | Lower | Upper |
|--|--|------------------------|--------------|---|-------|---|-------|-------|
| Phenol-d5 | 118.6366 | 4.68 | 0.00 | 1308583 | 71.0 | 32.8 | 22.9 | 42.5 |
| + EIC (99.0) Scan Dec2803.D | | | 99.0, 71.0 | | | + Scan (4.685-4.685 min, 1 scans) Dec2803.D | | |
|  |  | Ratio = 32.8 (100.3 %) | |  | | | | |
| Phenol | 111.4617 | 4.69 | 0.00 | 1382075 (m) | 66.0 | 41.2 | 28.6 | 53.1 |
| + EIC (94.0) Scan Dec2803.D | | | 94.0, 66.0 | | | + Scan (4.695-4.695 min, 1 scans) Dec2803.D | | |
|  |  | Ratio = 41.2 (100.9 %) | |  | | | | |
| | | | | Lib Match Score=56.5 | | | | |
| bis(-2-Chloroethyl)Ether | 130.3160 | 4.76 | 0.00 | 1242545 (m) | 64.0 | 2.7 | 1.9 | 3.6 |
| + EIC (63.0) Scan Dec2803.D | | | 63.0, 64.0 | | | + Scan (4.756-4.756 min, 1 scans) Dec2803.D | | |
|  |  | Ratio = 2.7 (97.6 %) | |  | | | | |
| 2-Chlorophenol | 124.5218 | 4.80 | 0.01 | 1041235 | 130.0 | 32.3 | 22.6 | 42.0 |
| + EIC (128.0) Scan Dec2803.D | | | 128.0, 130.0 | | | + Scan (4.797-4.797 min, 1 scans) Dec2803.D | | |
|  |  | Ratio = 32.3 (100.1 %) | |  | | | | |

Quantitation Results Report (QT Reviewed)

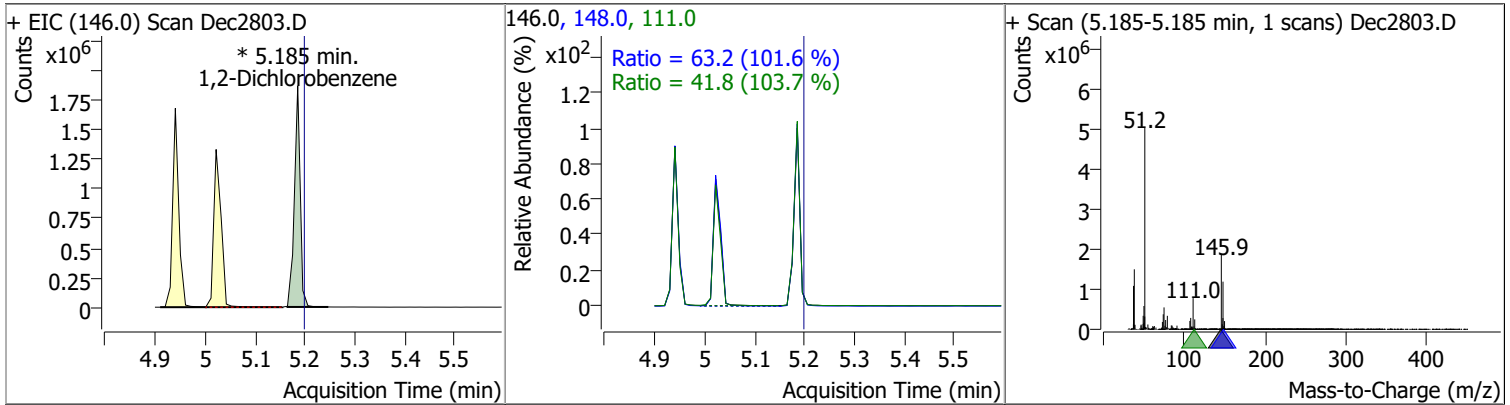
| Compound | Conc. | RT | Dev(Min) | Resp. | QIon | QRatio | Lower | Upper |
|---------------------|----------|------|----------|---------|-------|--------|-------|-------|
| 1,3-Dichlorobenzene | 117.7978 | 4.94 | 0.00 | 1429995 | 148.0 | 62.8 | 44.2 | 82.2 |
| | | | | | 111.0 | 39.4 | 27.6 | 51.2 |



| Compound | Conc. | RT | Dev(Min) | Resp. | QIon | QRatio | Lower | Upper |
|---------------------|----------|------|----------|---------|-------|--------|-------|-------|
| 1,4-Dichlorobenzene | 113.9183 | 5.02 | 0.00 | 1363825 | 148.0 | 65.4 | 43.6 | 80.9 |
| | | | | | 111.0 | 37.9 | 26.2 | 48.6 |

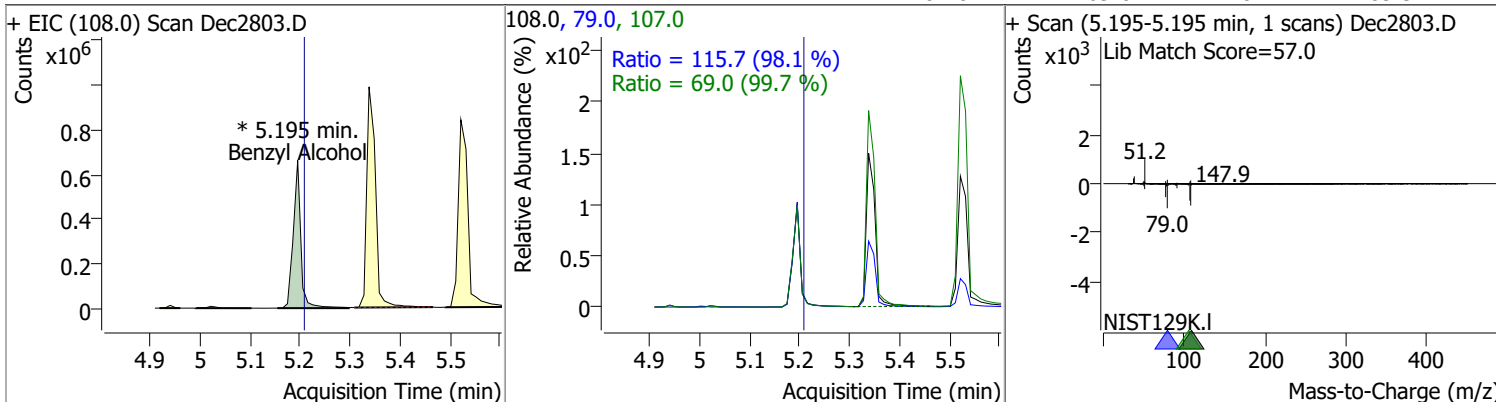


| Compound | Conc. | RT | Dev(Min) | Resp. | QIon | QRatio | Lower | Upper |
|---------------------|----------|------|----------|-------------|-------|--------|-------|-------|
| 1,2-Dichlorobenzene | 120.8873 | 5.19 | 0.00 | 1515861 (m) | 148.0 | 63.2 | 43.6 | 80.9 |
| | | | | | 111.0 | 41.8 | 28.2 | 52.4 |

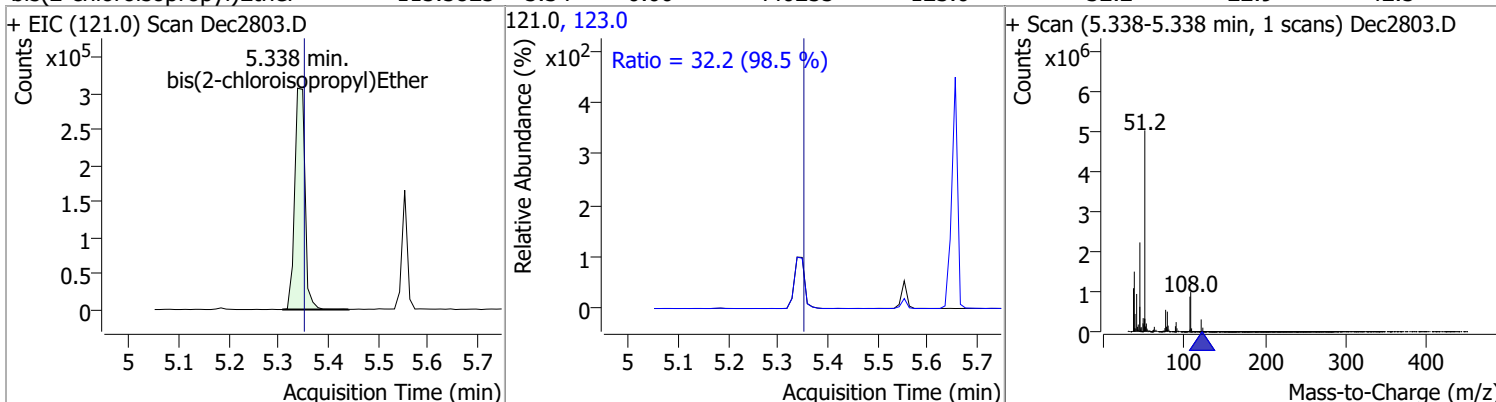


Quantitation Results Report (QT Reviewed)

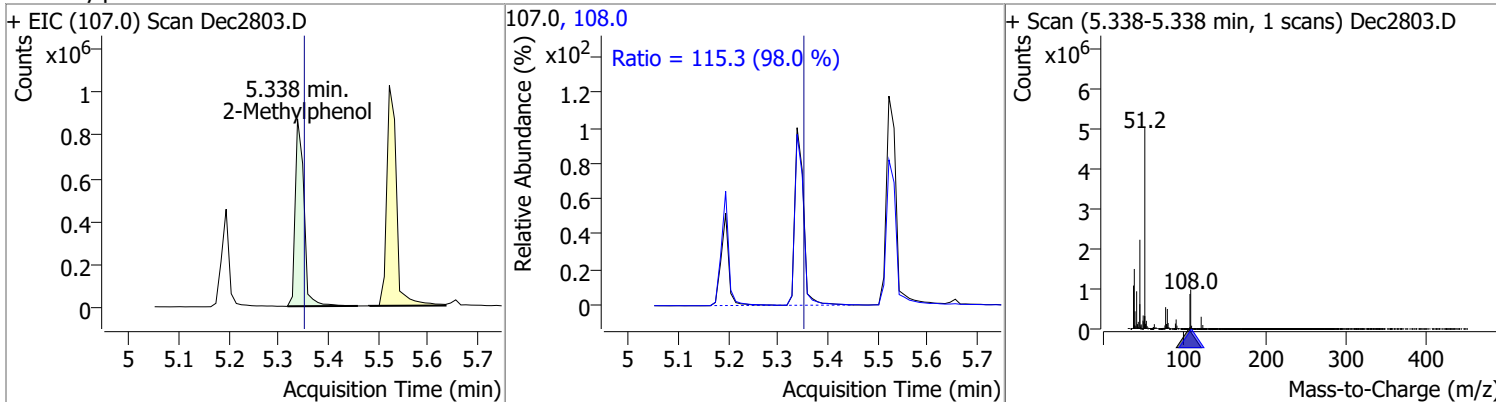
| Compound | Conc. | RT | Dev(Min) | Resp. | QIon | QRatio | Lower | Upper |
|----------------|----------|------|----------|------------|-------|--------|-------|-------|
| Benzyl Alcohol | 126.4328 | 5.20 | 0.00 | 696740 (m) | 79.0 | 115.7 | 82.5 | 153.3 |
| | | | | | 107.0 | 69.0 | 48.4 | 89.9 |



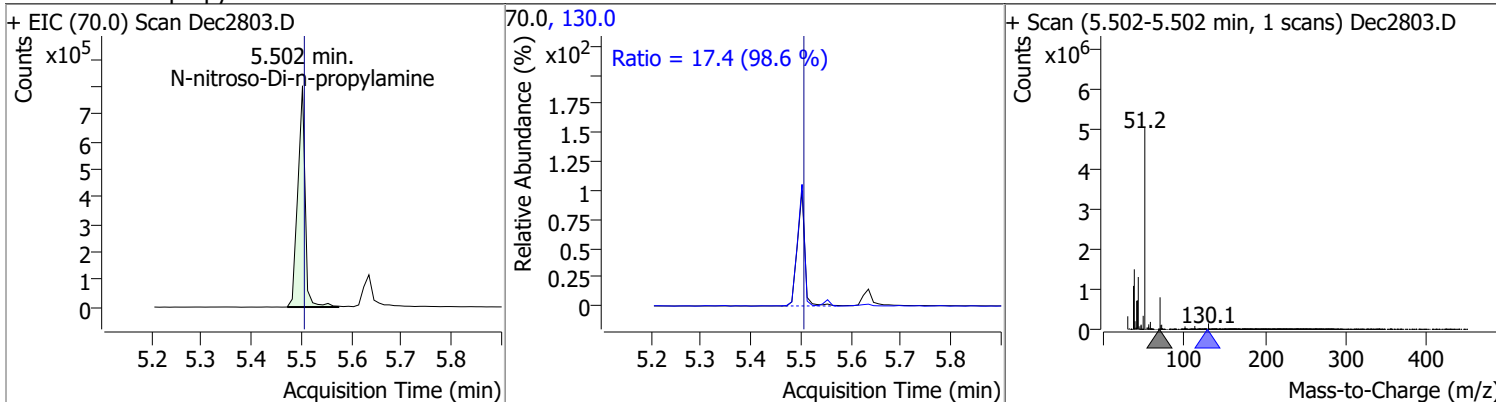
| Compound | Conc. | RT | Dev(Min) | Resp. | QIon | QRatio | Lower | Upper |
|-----------------------------|----------|------|----------|--------|-------|--------|-------|-------|
| bis(2-chloroisopropyl)Ether | 115.5825 | 5.34 | 0.00 | 440255 | 123.0 | 32.2 | 22.9 | 42.5 |



| Compound | Conc. | RT | Dev(Min) | Resp. | QIon | QRatio | Lower | Upper |
|----------------|----------|------|----------|---------|-------|--------|-------|-------|
| 2-Methylphenol | 117.0152 | 5.34 | 0.00 | 1043069 | 108.0 | 115.3 | 82.3 | 152.8 |

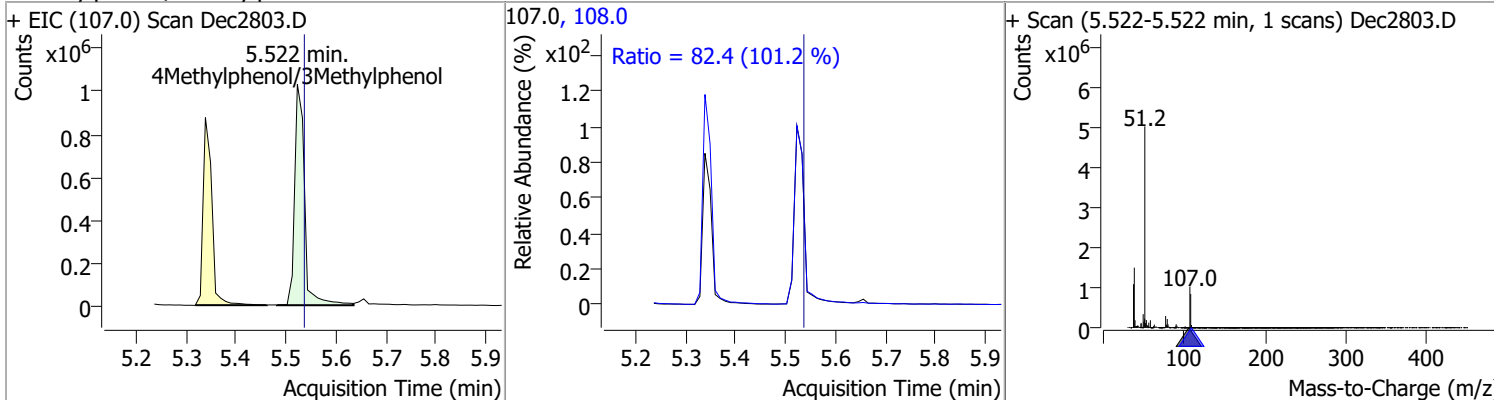


| Compound | Conc. | RT | Dev(Min) | Resp. | QIon | QRatio | Lower | Upper |
|----------------------------|----------|------|----------|--------|-------|--------|-------|-------|
| N-nitroso-Di-n-propylamine | 130.1958 | 5.50 | 0.01 | 818919 | 130.0 | 17.4 | 0.0 | 35.2 |

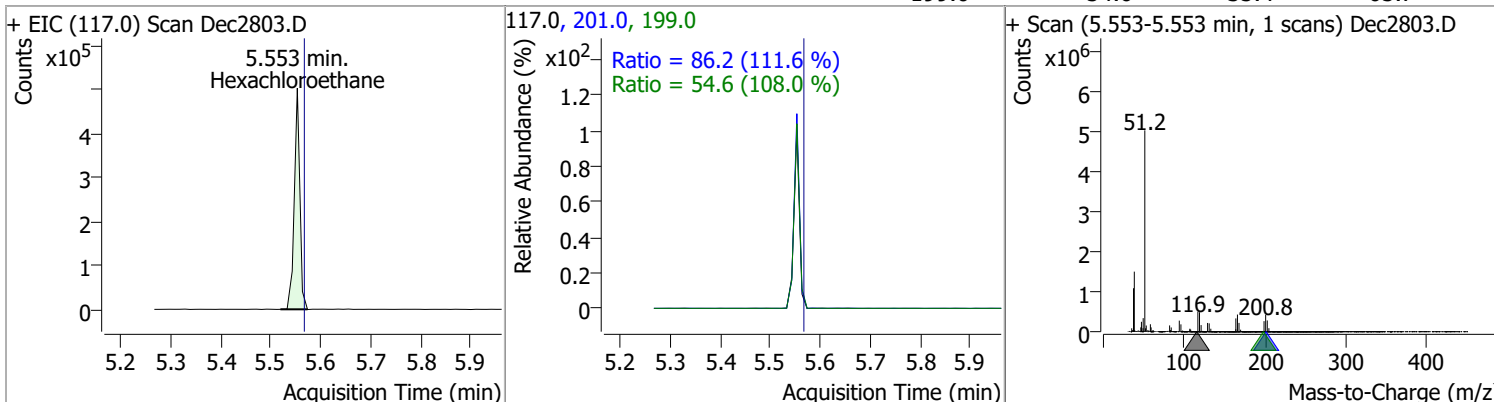


Quantitation Results Report (QT Reviewed)

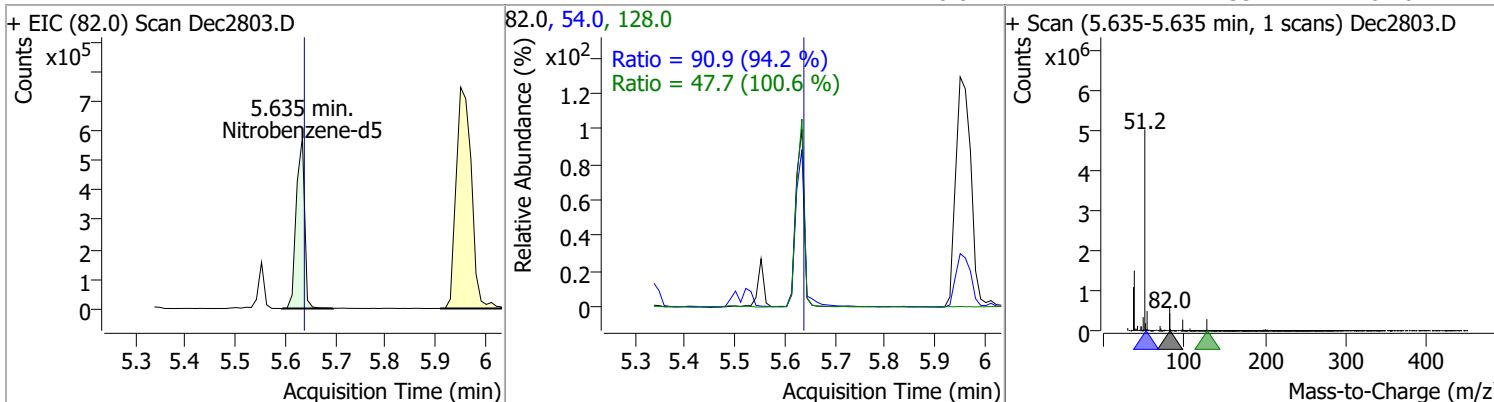
| Compound | Conc. | RT | Dev(Min) | Resp. | QIon | QRatio | Lower | Upper |
|-----------------------------|----------|------|----------|---------|-------|--------|-------|-------|
| 4Methylphenol/3Methylphenol | 118.0867 | 5.52 | 0.00 | 1410963 | 108.0 | 82.4 | 57.0 | 105.8 |



| Compound | Conc. | RT | Dev(Min) | Resp. | QIon | QRatio | Lower | Upper |
|------------------|----------|------|----------|--------|-------|--------|-------|-------|
| Hexachloroethane | 118.1253 | 5.55 | 0.00 | 373544 | 201.0 | 86.2 | 54.1 | 100.4 |
| | | | | | 199.0 | 54.6 | 35.4 | 65.7 |

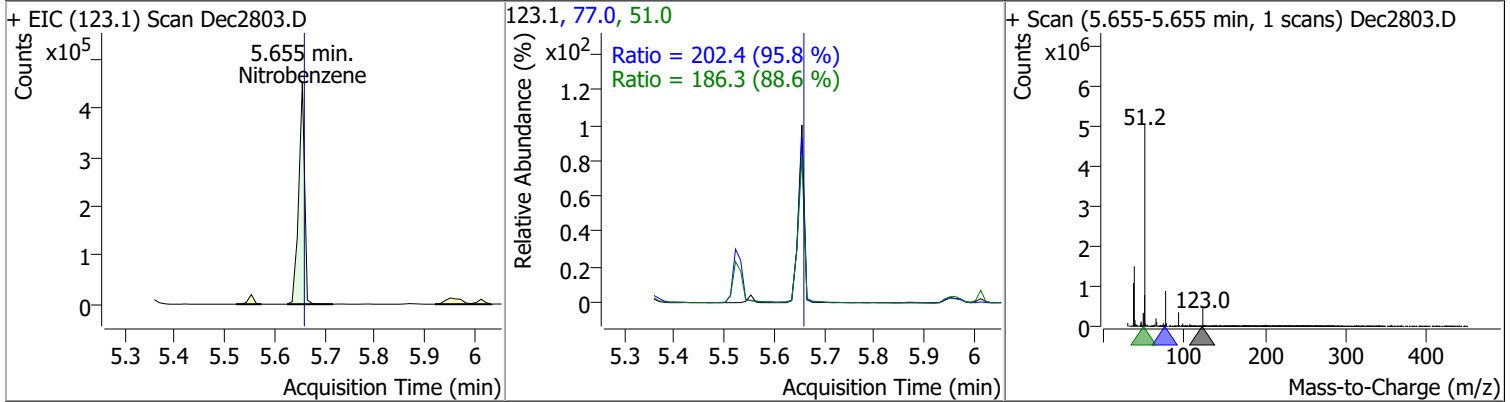


| Compound | Conc. | RT | Dev(Min) | Resp. | QIon | QRatio | Lower | Upper |
|-----------------|----------|------|----------|--------|-------|--------|-------|-------|
| Nitrobenzene-d5 | 121.1593 | 5.63 | 0.01 | 669497 | 54.0 | 90.9 | 67.5 | 125.4 |
| | | | | | 128.0 | 47.7 | 33.2 | 61.6 |

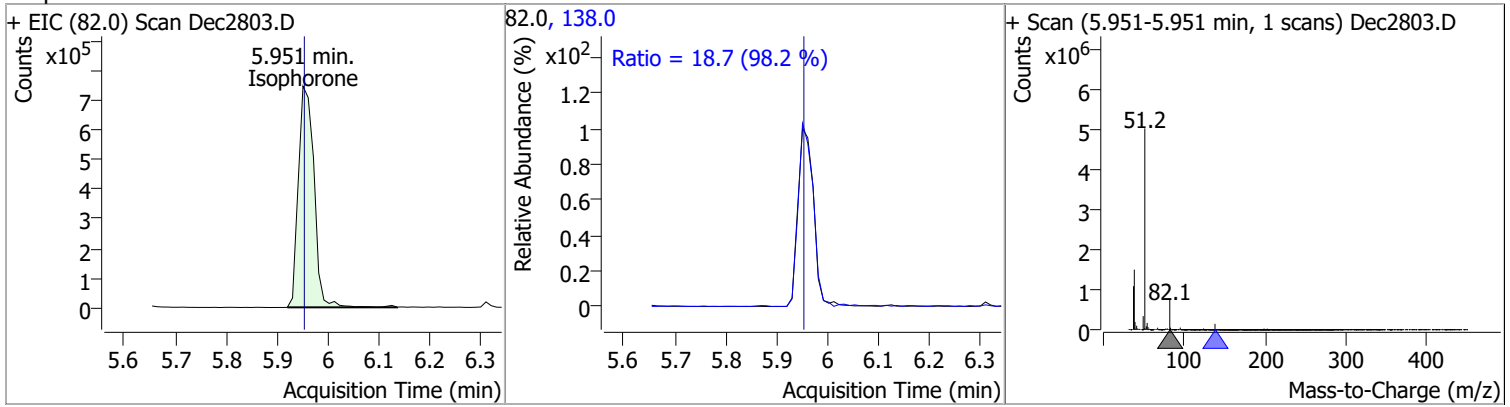


Quantitation Results Report (QT Reviewed)

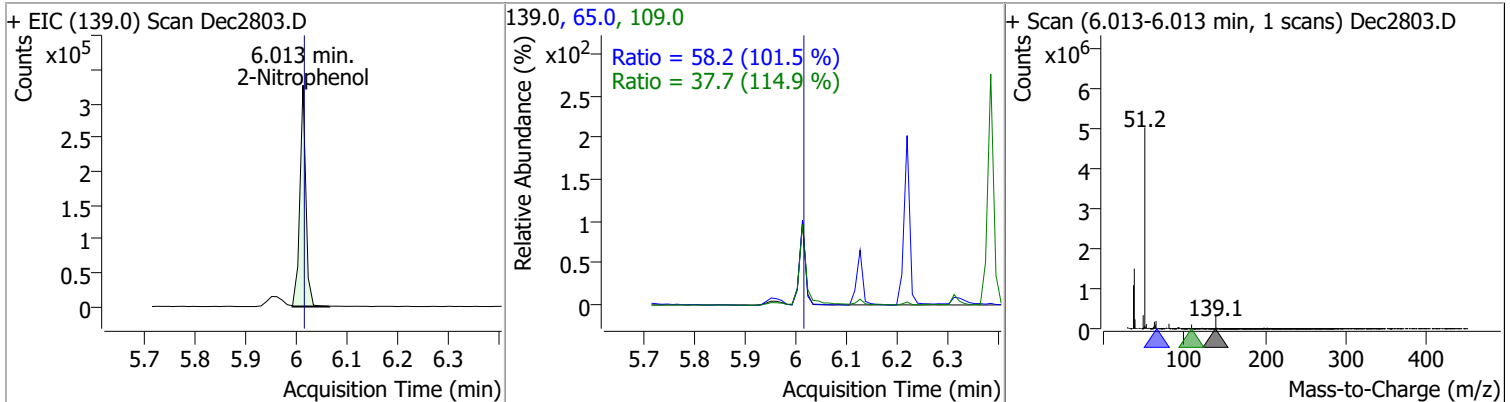
| Compound | Conc. | RT | Dev(Min) | Resp. | QIon | QRatio | Lower | Upper |
|--------------|----------|------|----------|--------|------|--------|-------|-------|
| Nitrobenzene | 134.3813 | 5.65 | 0.01 | 369448 | 77.0 | 202.4 | 148.0 | 274.8 |
| | | | | | 51.0 | 186.3 | 147.2 | 273.4 |



| Compound | Conc. | RT | Dev(Min) | Resp. | QIon | QRatio | Lower | Upper |
|------------|----------|------|----------|---------|-------|--------|-------|-------|
| Isophorone | 124.8621 | 5.95 | 0.00 | 1590821 | 138.0 | 18.7 | 13.3 | 24.8 |

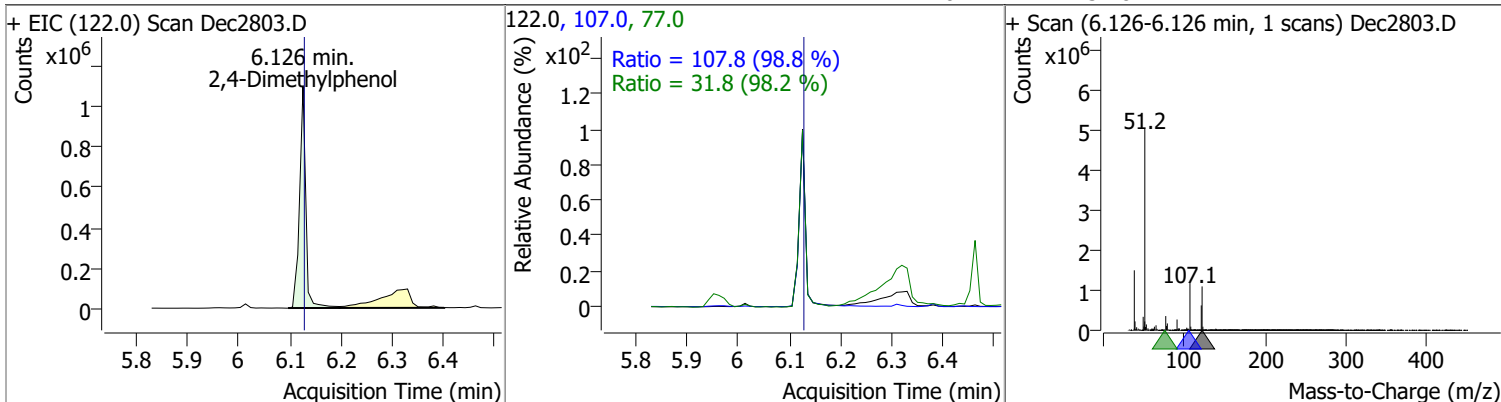


| Compound | Conc. | RT | Dev(Min) | Resp. | QIon | QRatio | Lower | Upper |
|---------------|----------|------|----------|--------|-------|--------|-------|-------|
| 2-Nitrophenol | 125.4056 | 6.01 | 0.00 | 267354 | 65.0 | 58.2 | 40.2 | 74.6 |
| | | | | | 109.0 | 37.7 | 22.9 | 42.6 |

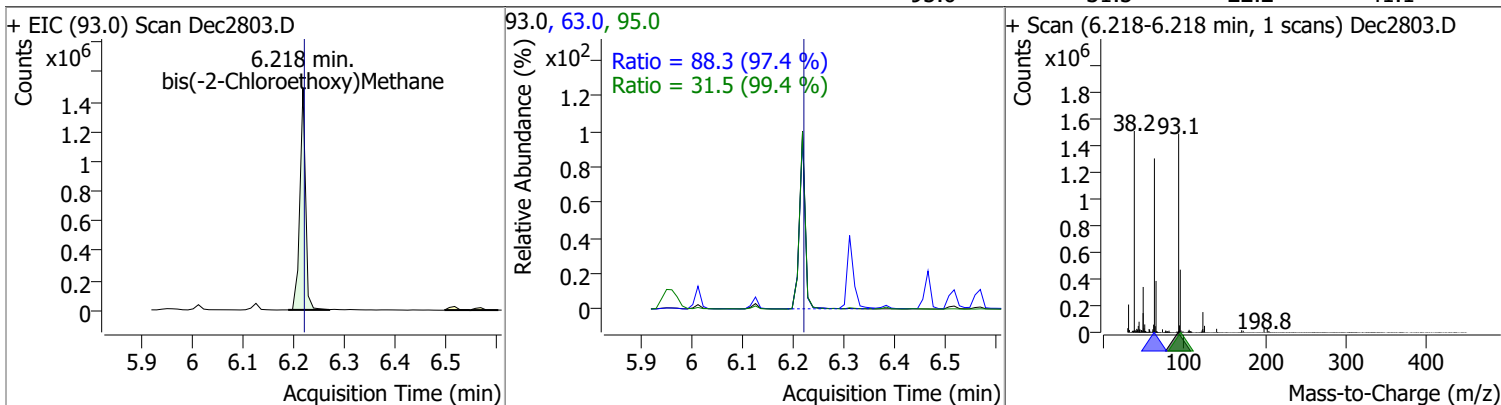


Quantitation Results Report (QT Reviewed)

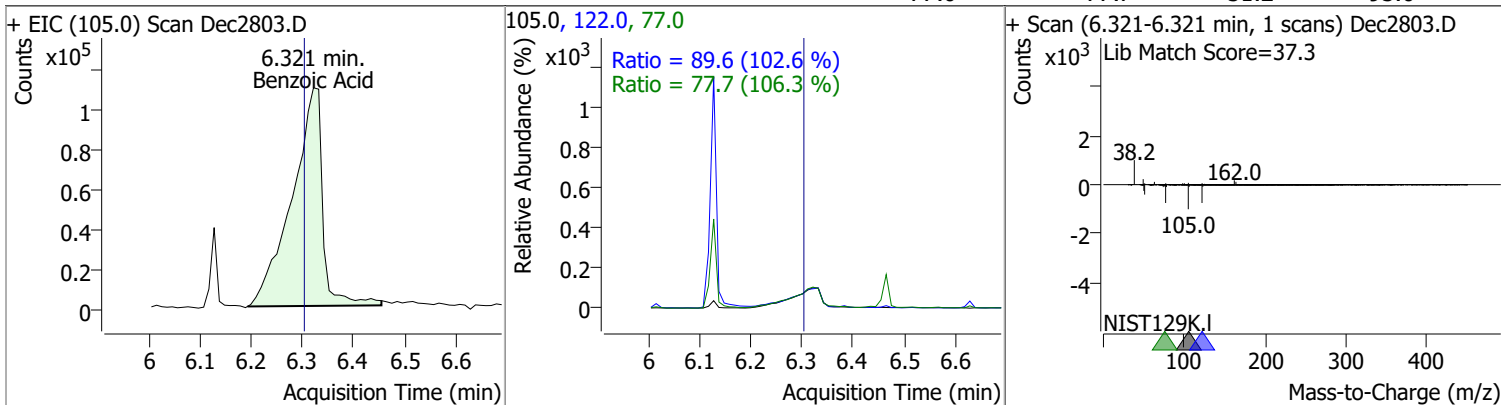
| Compound | Conc. | RT | Dev(Min) | Resp. | QIon | QRatio | Lower | Upper |
|--------------------|----------|------|----------|--------|-------|--------|-------|-------|
| 2,4-Dimethylphenol | 131.5068 | 6.13 | 0.00 | 936705 | 107.0 | 107.8 | 76.4 | 141.8 |
| | | | | | 77.0 | 31.8 | 22.7 | 42.1 |



| Compound | Conc. | RT | Dev(Min) | Resp. | QIon | QRatio | Lower | Upper |
|-----------------------------|----------|------|----------|---------|------|--------|-------|-------|
| bis(-2-Chloroethoxy)Methane | 129.9580 | 6.22 | 0.00 | 1152975 | 63.0 | 88.3 | 63.5 | 117.9 |
| | | | | | 95.0 | 31.5 | 22.2 | 41.1 |

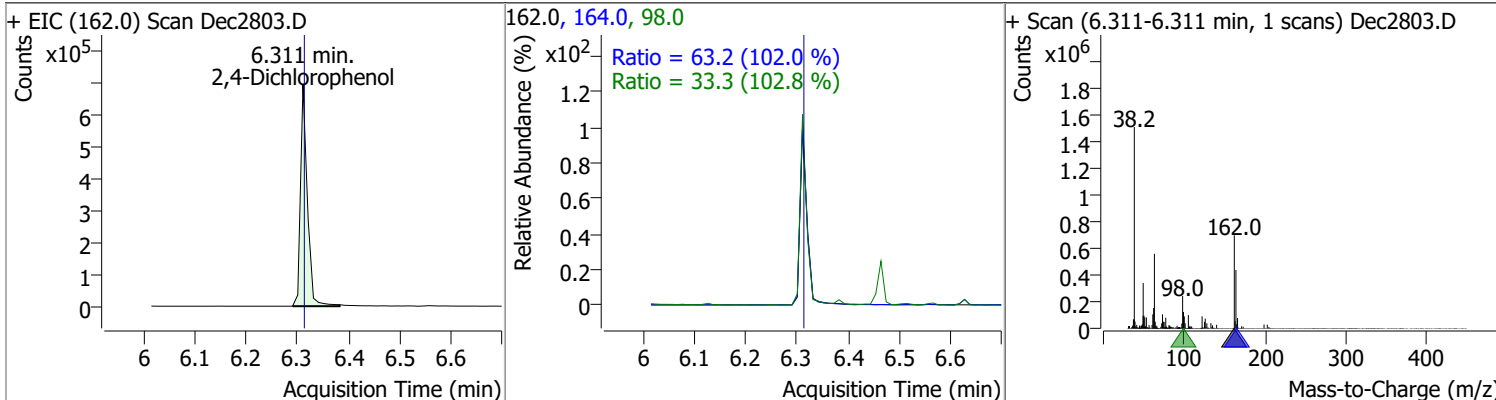


| Compound | Conc. | RT | Dev(Min) | Resp. | QIon | QRatio | Lower | Upper |
|--------------|----------|------|----------|--------|-------|--------|-------|-------|
| Benzoic Acid | 123.5393 | 6.32 | 0.02 | 459947 | 122.0 | 89.6 | 61.1 | 113.6 |
| | | | | | 77.0 | 77.7 | 51.2 | 95.0 |

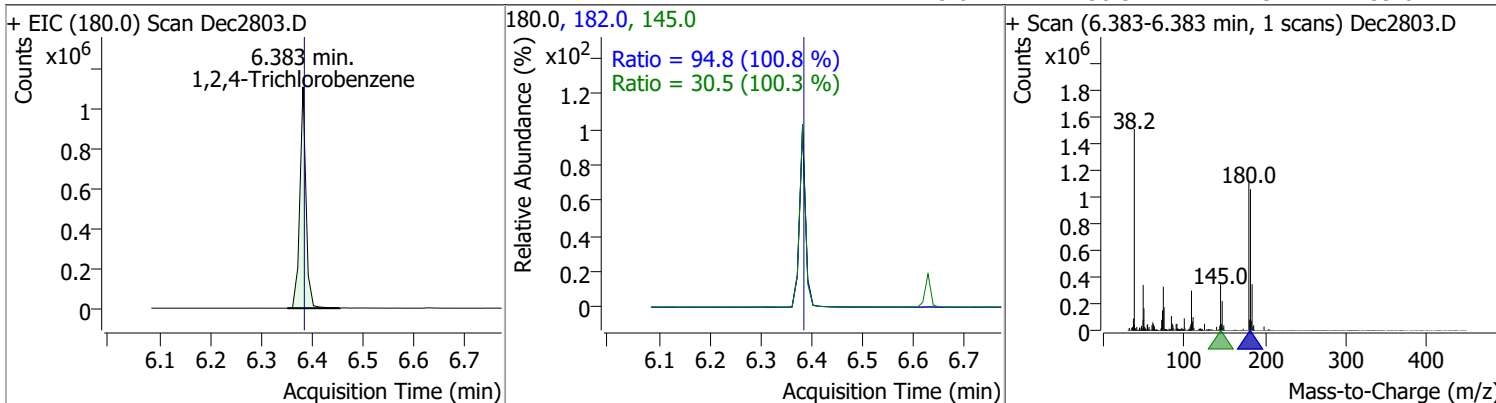


Quantitation Results Report (QT Reviewed)

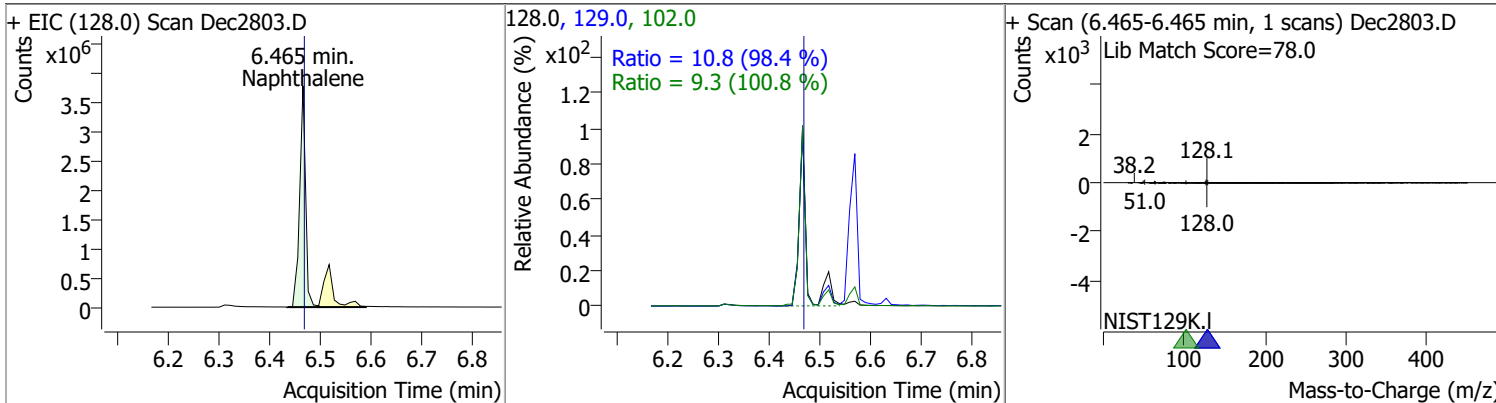
| Compound | Conc. | RT | Dev(Min) | Resp. | QIon | QRatio | Lower | Upper |
|--------------------|----------|------|----------|--------|-------|--------|-------|-------|
| 2,4-Dichlorophenol | 124.4607 | 6.31 | 0.00 | 652748 | 164.0 | 63.2 | 43.4 | 80.5 |
| | | | | | 98.0 | 33.3 | 22.7 | 42.1 |



| Compound | Conc. | RT | Dev(Min) | Resp. | QIon | QRatio | Lower | Upper |
|------------------------|----------|------|----------|--------|-------|--------|-------|-------|
| 1,2,4-Trichlorobenzene | 124.2985 | 6.38 | 0.00 | 925380 | 182.0 | 94.8 | 65.8 | 122.3 |
| | | | | | 145.0 | 30.5 | 21.3 | 39.6 |

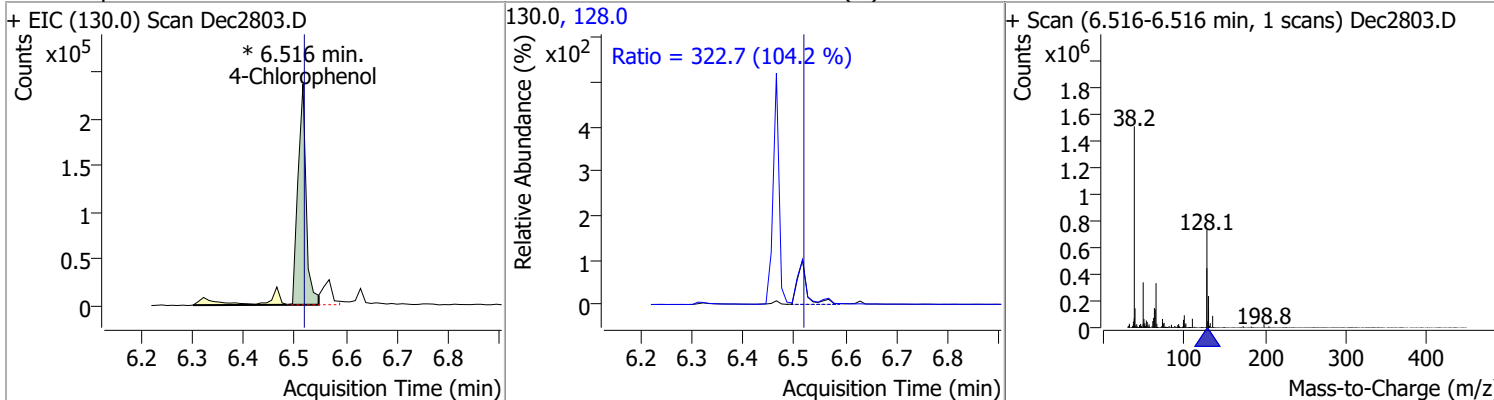


| Compound | Conc. | RT | Dev(Min) | Resp. | QIon | QRatio | Lower | Upper |
|-------------|----------|------|----------|---------|-------|--------|-------|-------|
| Naphthalene | 125.2173 | 6.46 | 0.00 | 3067548 | 129.0 | 10.8 | 7.7 | 14.2 |
| | | | | | 102.0 | 9.3 | 6.5 | 12.1 |

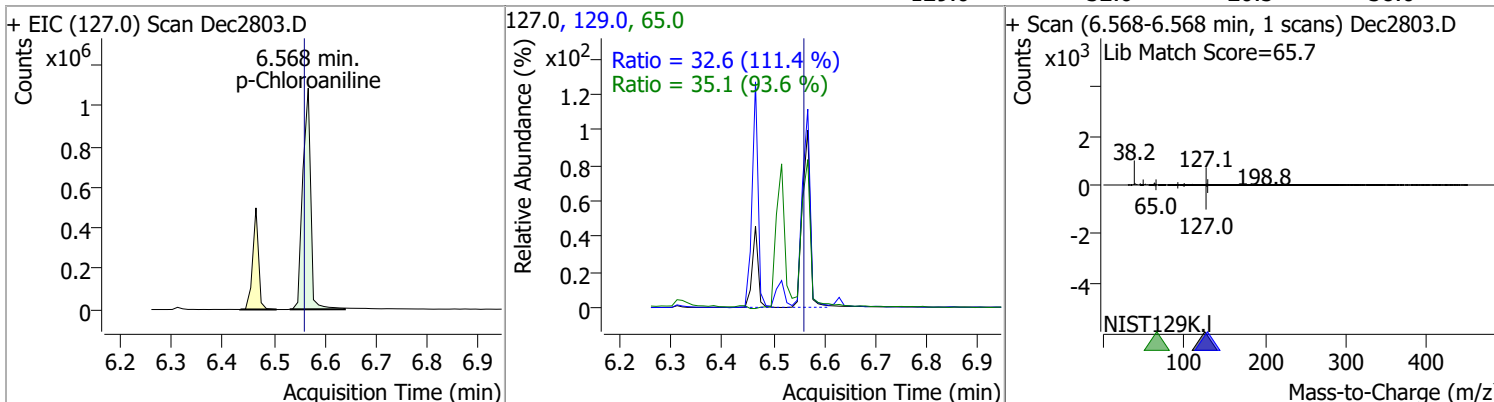


Quantitation Results Report (QT Reviewed)

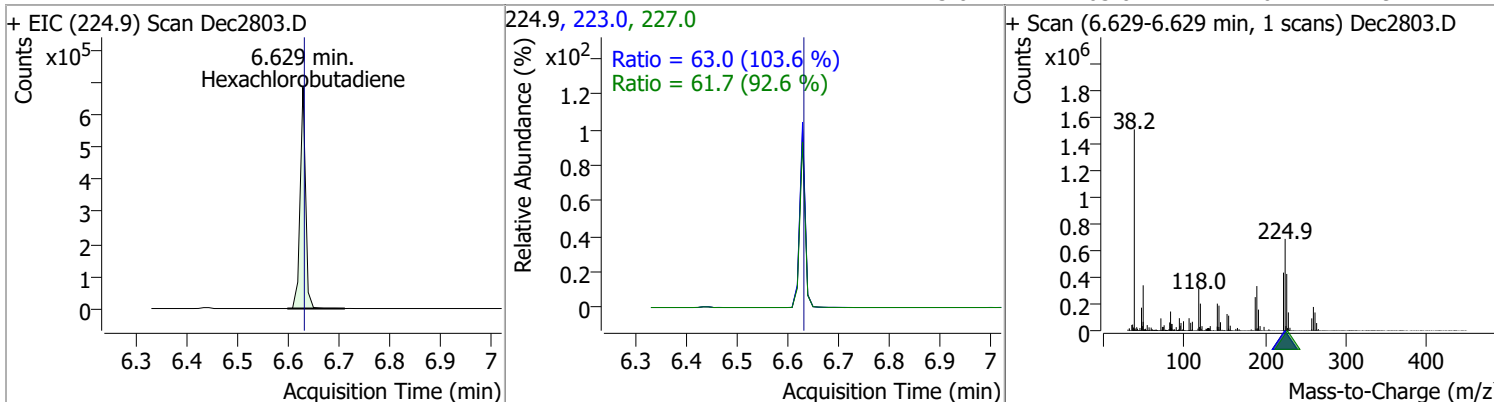
| Compound | Conc. | RT | Dev(Min) | Resp. | QIon | QRatio | Lower | Upper |
|----------------|----------|------|----------|------------|-------|--------|-------|-------|
| 4-Chlorophenol | 124.1891 | 6.52 | 0.00 | 262993 (m) | 128.0 | 322.7 | 216.8 | 402.6 |



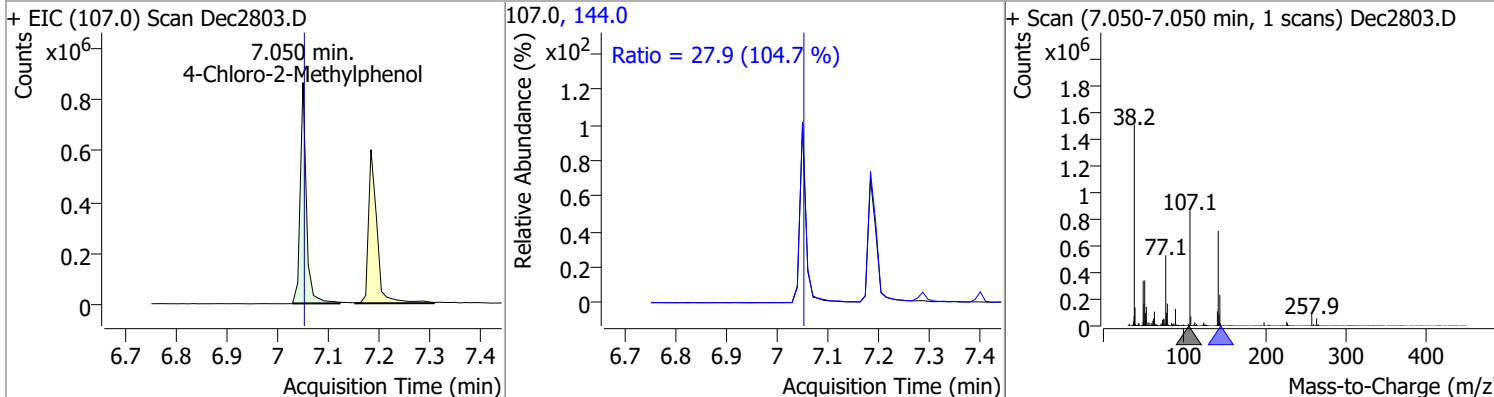
| Compound | Conc. | RT | Dev(Min) | Resp. | QIon | QRatio | Lower | Upper |
|-----------------|----------|------|----------|---------|-------|--------|-------|-------|
| p-Chloroaniline | 124.5374 | 6.57 | 0.01 | 1181460 | 65.0 | 35.1 | 26.3 | 48.8 |
| | | | | | 129.0 | 32.6 | 20.5 | 38.0 |



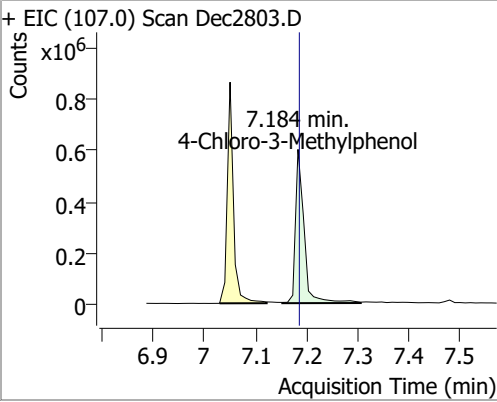
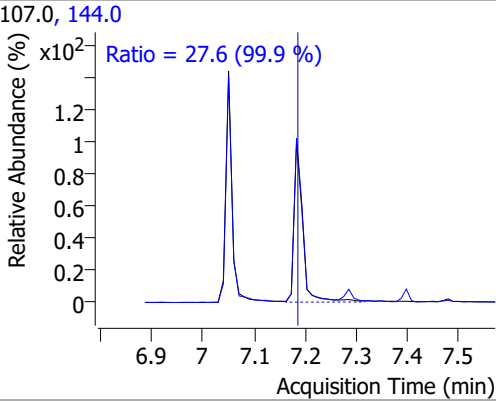
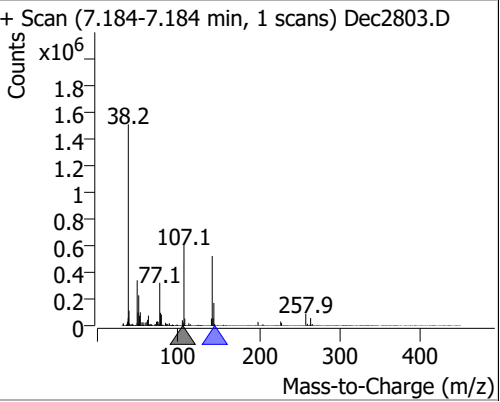
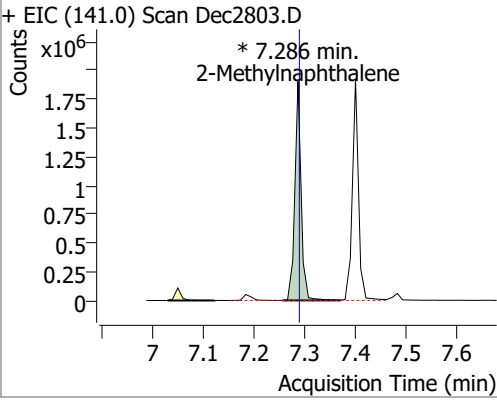
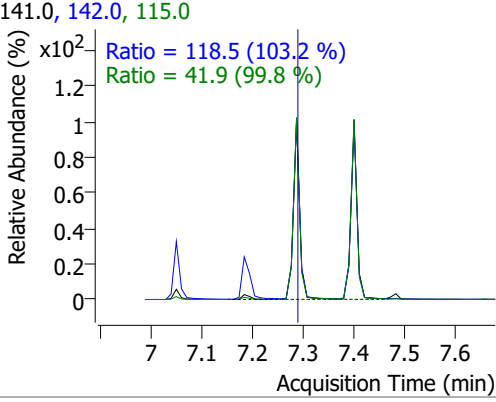
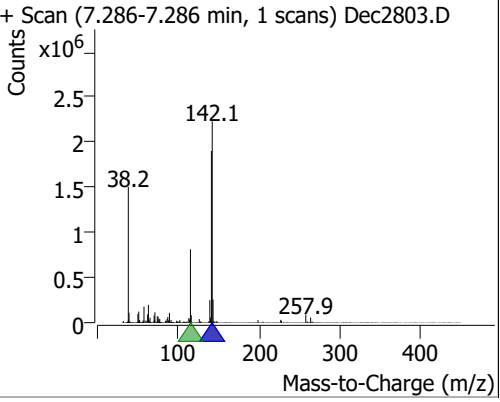
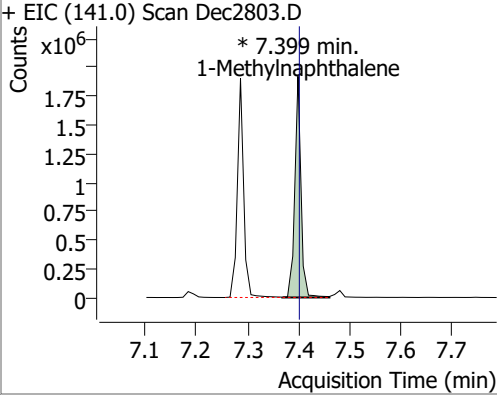
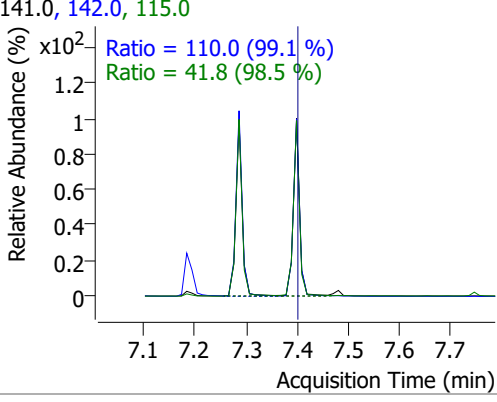
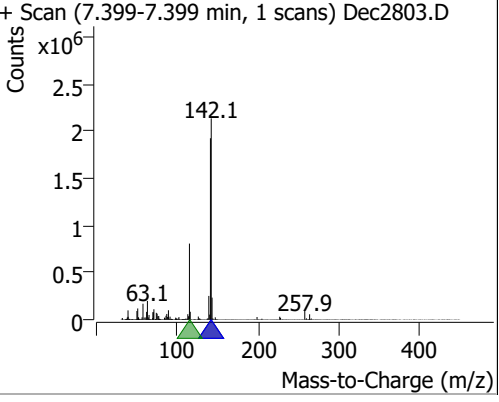
| Compound | Conc. | RT | Dev(Min) | Resp. | QIon | QRatio | Lower | Upper |
|---------------------|----------|------|----------|--------|-------|--------|-------|-------|
| Hexachlorobutadiene | 133.2469 | 6.63 | 0.00 | 508839 | 227.0 | 61.7 | 46.6 | 86.6 |
| | | | | | 223.0 | 63.0 | 42.6 | 79.1 |



| Compound | Conc. | RT | Dev(Min) | Resp. | QIon | QRatio | Lower | Upper |
|-------------------------|----------|------|----------|--------|-------|--------|-------|-------|
| 4-Chloro-2-Methylphenol | 122.4672 | 7.05 | 0.00 | 700144 | 144.0 | 27.9 | 18.6 | 34.6 |

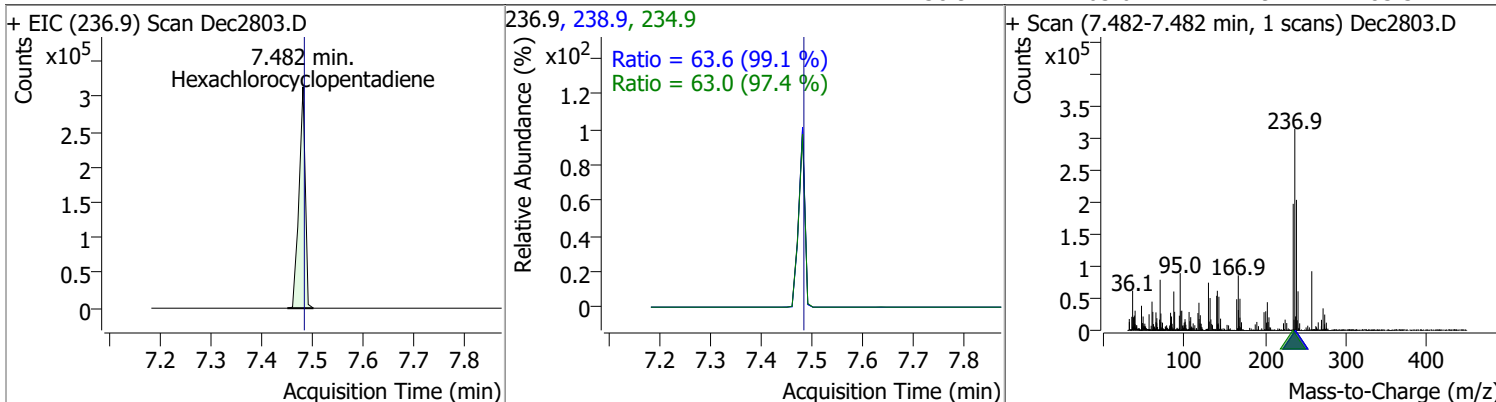


Quantitation Results Report (QT Reviewed)

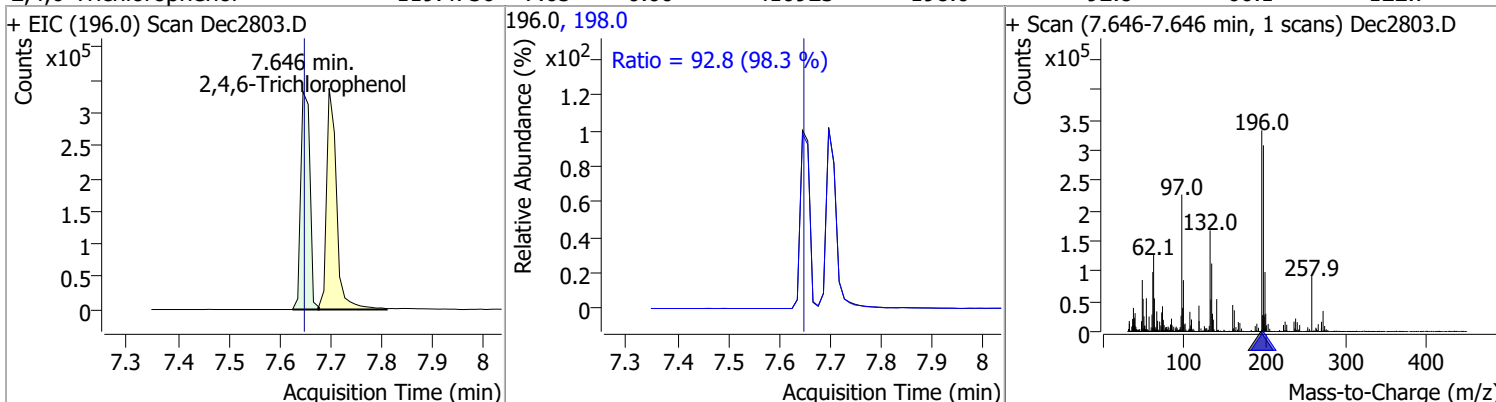
| Compound | Conc. | RT | Dev(Min) | Resp. | QIon | QRatio | Lower | Upper |
|--|----------|------|--|-------------|-------|---|-------|-------|
| 4-Chloro-3-Methylphenol | 124.3041 | 7.18 | 0.00 | 706211 | 144.0 | 27.6 | 19.3 | 35.9 |
| + EIC (107.0) Scan Dec2803.D | | | 107.0, 144.0 | | | + Scan (7.184-7.184 min, 1 scans) Dec2803.D | | |
|  | | |  | | |  | | |
| 2-Methylnaphthalene | 122.1944 | 7.29 | 0.00 | 1632756 (m) | 142.0 | 118.5 | 80.4 | 149.3 |
| + EIC (141.0) Scan Dec2803.D | | | 141.0, 142.0, 115.0 | | | + Scan (7.286-7.286 min, 1 scans) Dec2803.D | | |
|  | | |  | | |  | | |
| 1-Methylnaphthalene | 122.2901 | 7.40 | 0.00 | 1616047 (m) | 142.0 | 110.0 | 77.7 | 144.2 |
| + EIC (141.0) Scan Dec2803.D | | | 141.0, 142.0, 115.0 | | | + Scan (7.399-7.399 min, 1 scans) Dec2803.D | | |
|  | | |  | | |  | | |

Quantitation Results Report (QT Reviewed)

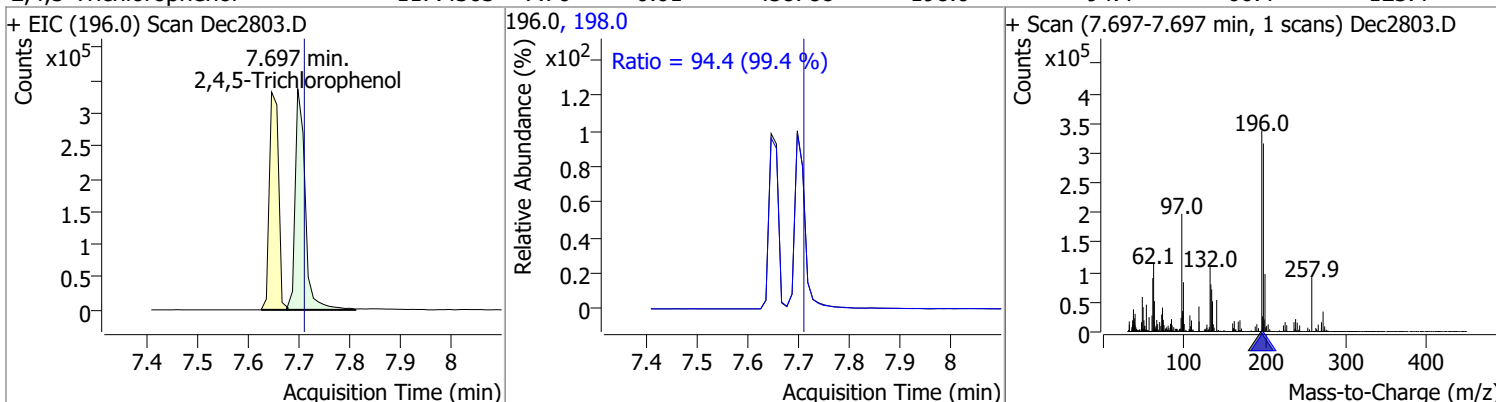
| Compound | Conc. | RT | Dev(Min) | Resp. | QIon | QRatio | Lower | Upper |
|---------------------------|----------|------|----------|--------|-------|--------|-------|-------|
| Hexachlorocyclopentadiene | 121.7660 | 7.48 | 0.00 | 268274 | 234.9 | 63.0 | 45.3 | 84.1 |
| | | | | | 238.9 | 63.6 | 44.9 | 83.3 |



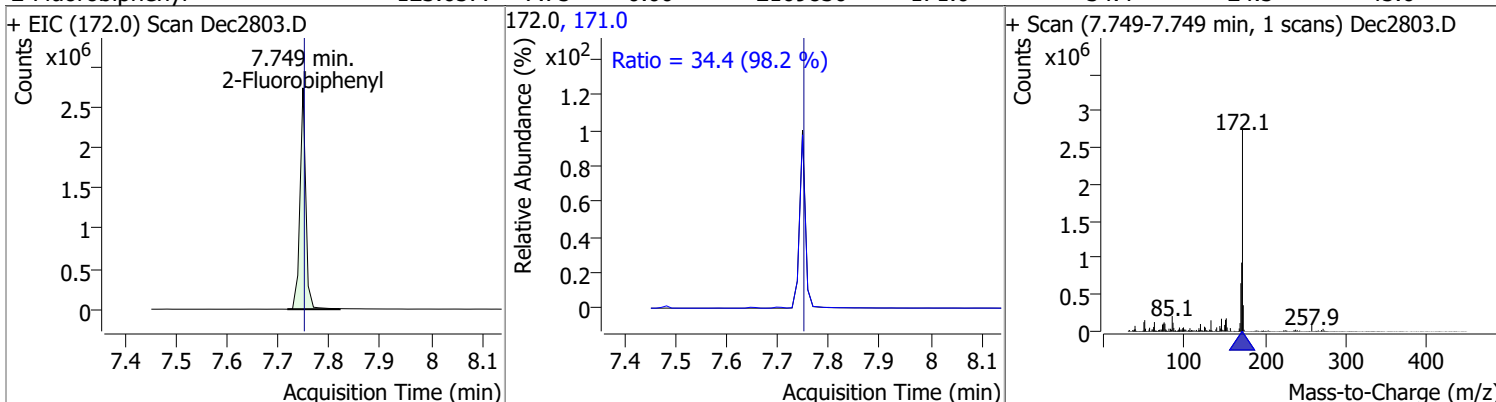
| Compound | Conc. | RT | Dev(Min) | Resp. | QIon | QRatio | Lower | Upper |
|-----------------------|----------|------|----------|--------|-------|--------|-------|-------|
| 2,4,6-Trichlorophenol | 119.4736 | 7.65 | 0.00 | 410923 | 198.0 | 92.8 | 66.1 | 122.7 |



| Compound | Conc. | RT | Dev(Min) | Resp. | QIon | QRatio | Lower | Upper |
|-----------------------|----------|------|----------|--------|-------|--------|-------|-------|
| 2,4,5-Trichlorophenol | 117.4303 | 7.70 | -0.01 | 458788 | 198.0 | 94.4 | 66.4 | 123.4 |

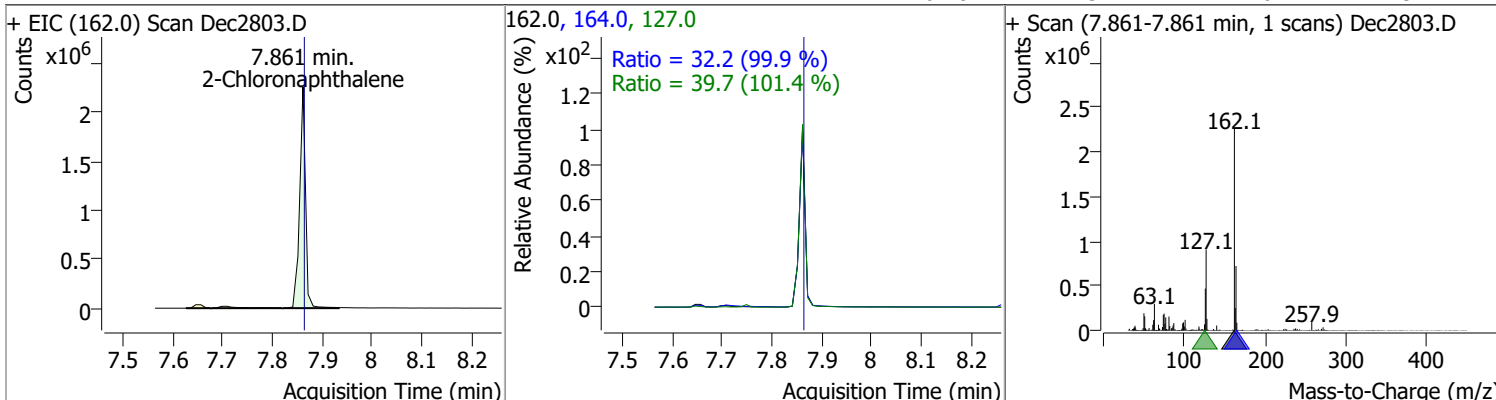


| Compound | Conc. | RT | Dev(Min) | Resp. | QIon | QRatio | Lower | Upper |
|------------------|----------|------|----------|---------|-------|--------|-------|-------|
| 2-Fluorobiphenyl | 123.6577 | 7.75 | 0.00 | 2169830 | 171.0 | 34.4 | 24.5 | 45.6 |

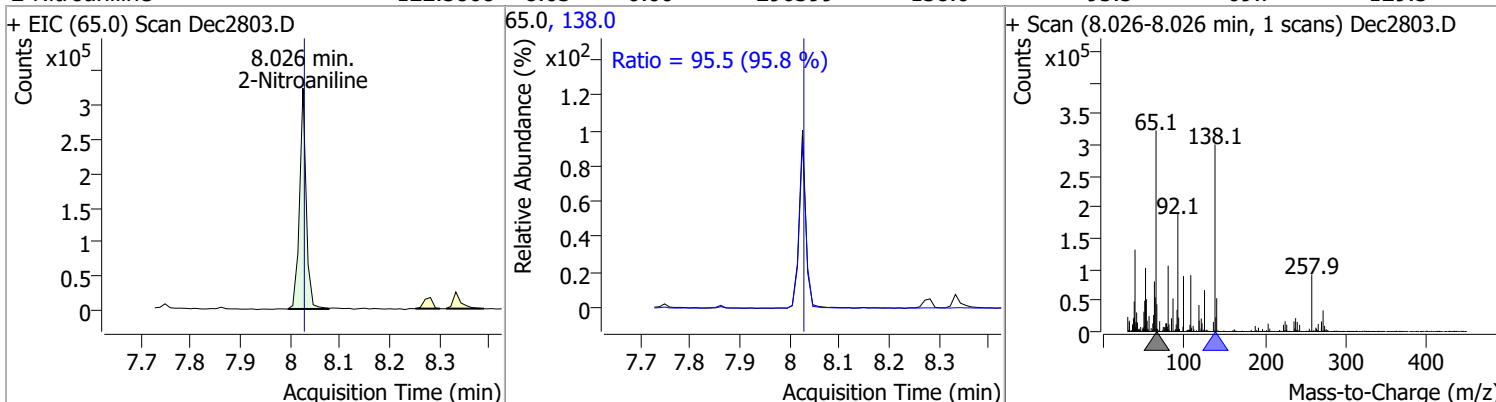


Quantitation Results Report (QT Reviewed)

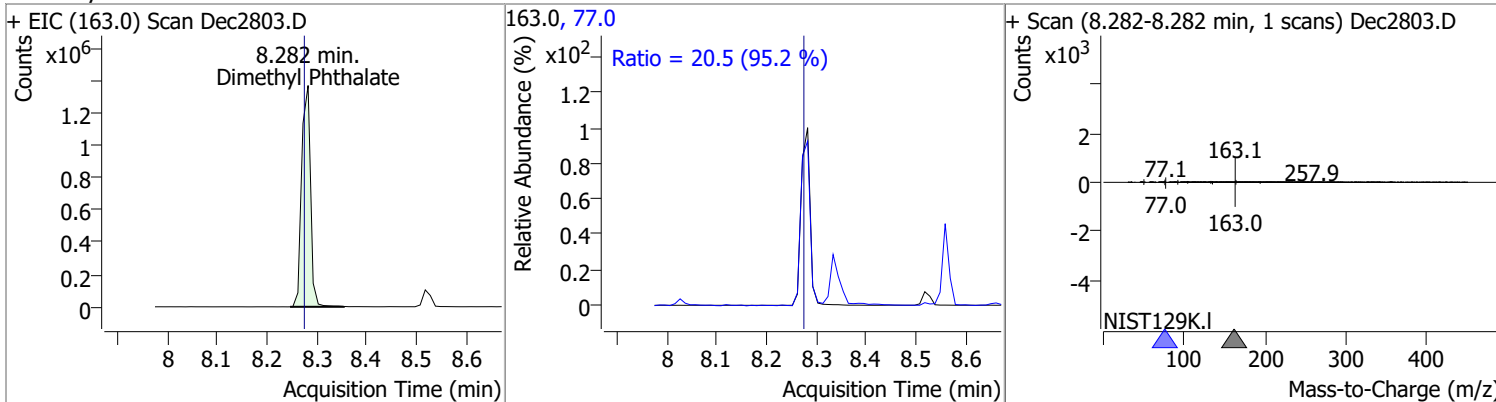
| Compound | Conc. | RT | Dev(Min) | Resp. | QIon | QRatio | Lower | Upper |
|---------------------|----------|------|----------|---------|-------|--------|-------|-------|
| 2-Chloronaphthalene | 122.8123 | 7.86 | 0.00 | 1849015 | 127.0 | 39.7 | 27.4 | 50.9 |
| | | | | | 164.0 | 32.2 | 22.6 | 41.9 |



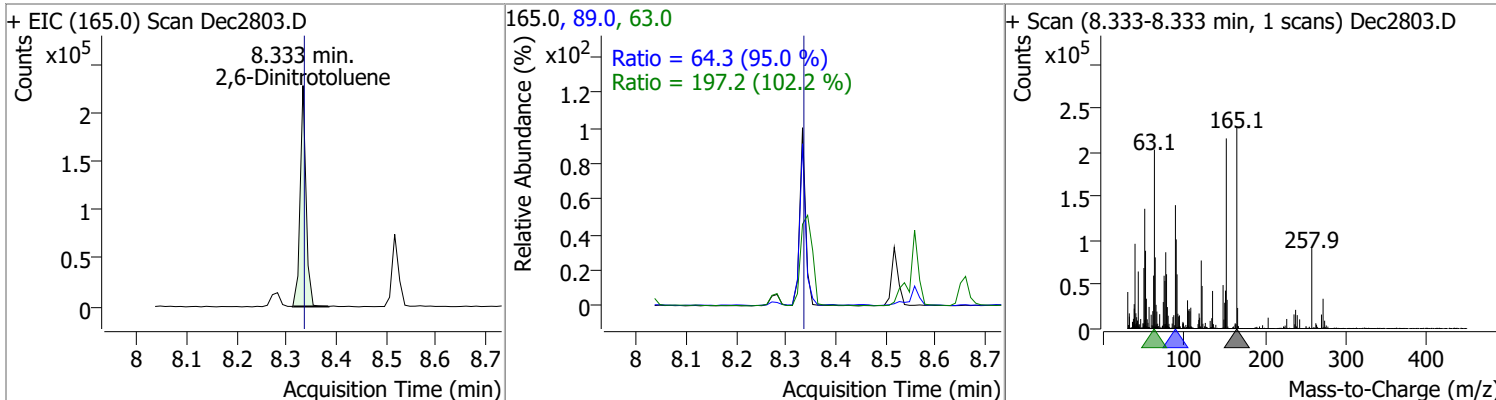
| Compound | Conc. | RT | Dev(Min) | Resp. | QIon | QRatio | Lower | Upper |
|----------------|----------|------|----------|--------|-------|--------|-------|-------|
| 2-Nitroaniline | 122.5808 | 8.03 | 0.00 | 296399 | 138.0 | 95.5 | 69.7 | 129.5 |



| Compound | Conc. | RT | Dev(Min) | Resp. | QIon | QRatio | Lower | Upper |
|--------------------|----------|------|----------|---------|------|--------|-------|-------|
| Dimethyl Phthalate | 121.5372 | 8.28 | 0.01 | 1707296 | 77.0 | 20.5 | 15.1 | 28.0 |

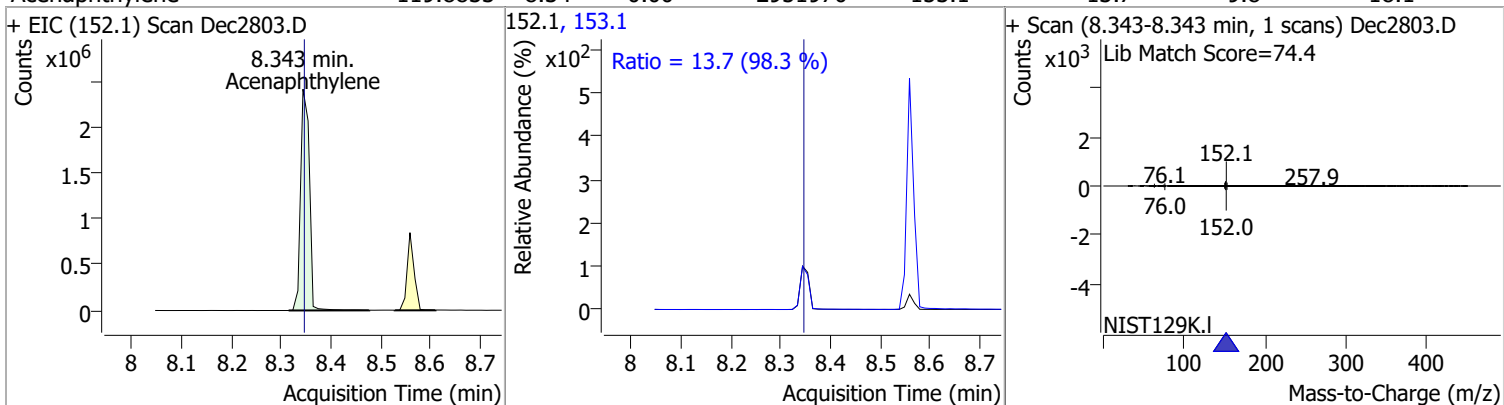


| Compound | Conc. | RT | Dev(Min) | Resp. | QIon | QRatio | Lower | Upper |
|--------------------|----------|------|----------|--------|------|--------|-------|-------|
| 2,6-Dinitrotoluene | 118.7891 | 8.33 | 0.00 | 186284 | 63.0 | 197.2 | 135.1 | 250.9 |
| | | | | | 89.0 | 64.3 | 47.4 | 88.1 |

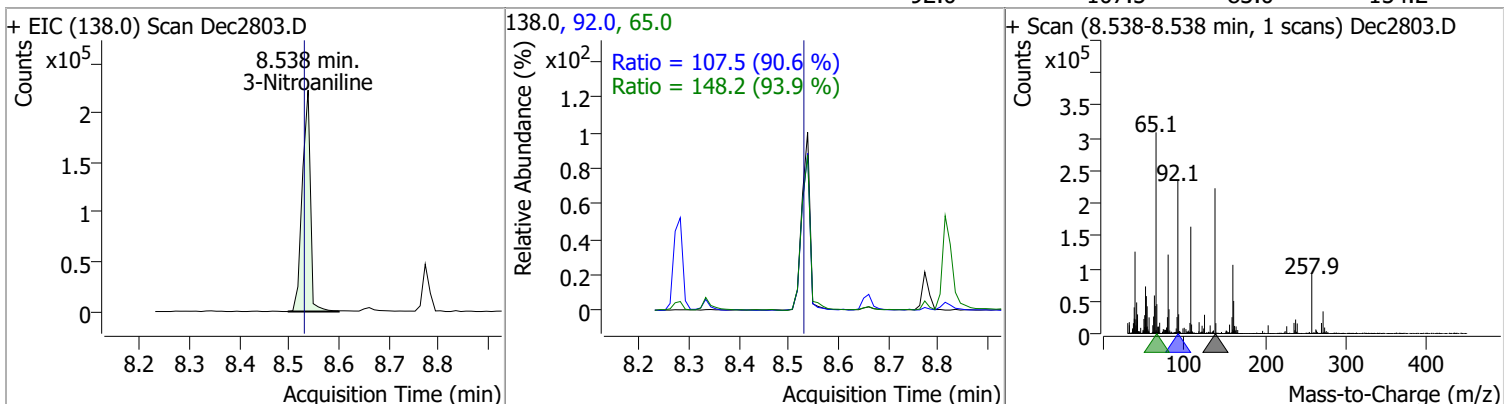


Quantitation Results Report (QT Reviewed)

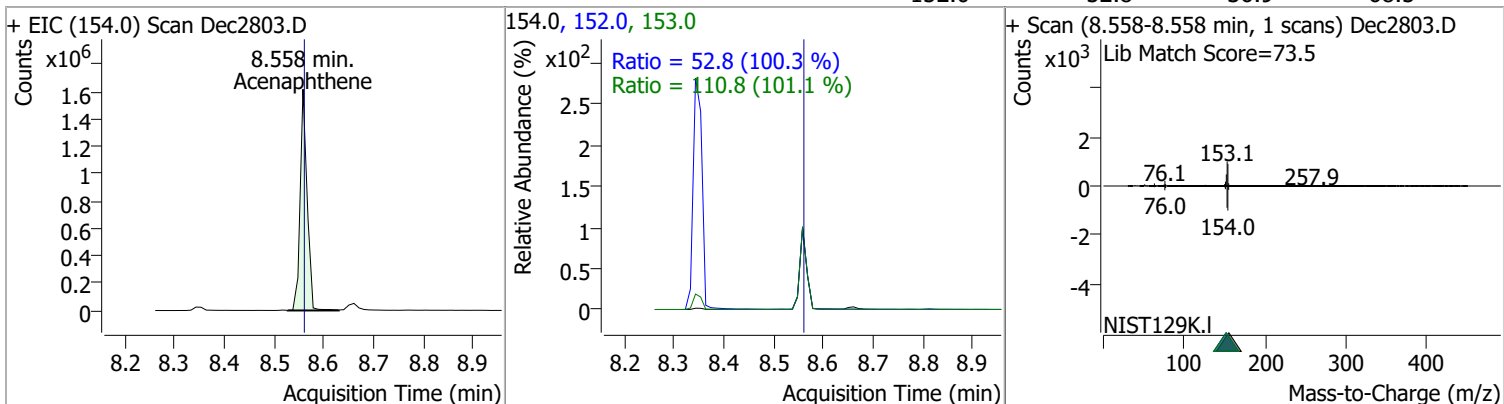
| Compound | Conc. | RT | Dev(Min) | Resp. | QIon | QRatio | Lower | Upper |
|----------------|----------|------|----------|---------|-------|--------|-------|-------|
| Acenaphthylene | 119.8833 | 8.34 | 0.00 | 2951970 | 153.1 | 13.7 | 9.8 | 18.1 |



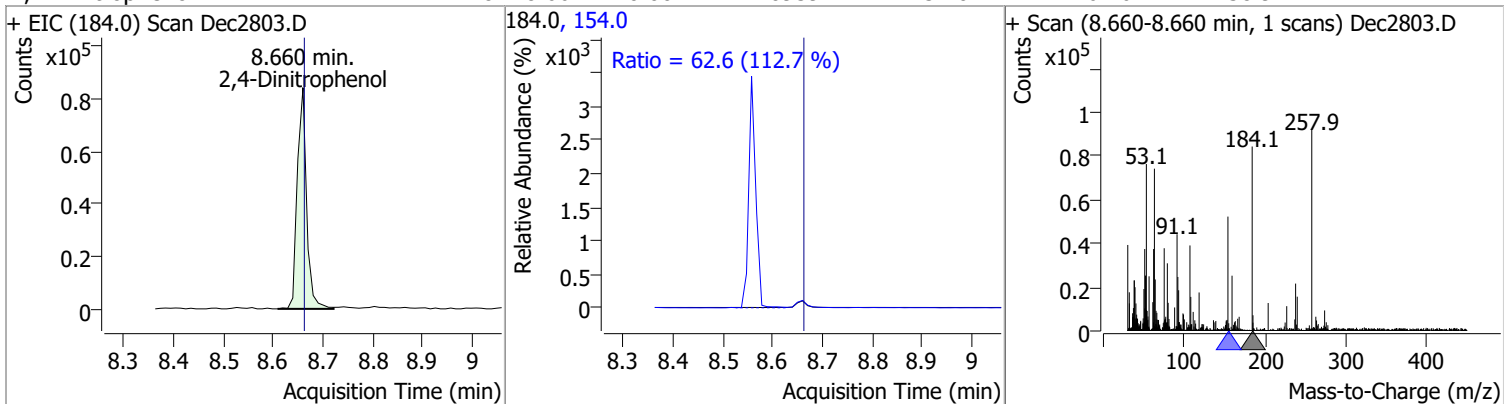
| Compound | Conc. | RT | Dev(Min) | Resp. | QIon | QRatio | Lower | Upper |
|----------------|----------|------|----------|--------|------|--------|-------|-------|
| 3-Nitroaniline | 126.8044 | 8.54 | 0.01 | 252993 | 65.0 | 148.2 | 110.4 | 205.1 |
| | | | | | 92.0 | 107.5 | 83.0 | 154.2 |



| Compound | Conc. | RT | Dev(Min) | Resp. | QIon | QRatio | Lower | Upper |
|--------------|----------|------|----------|---------|-------|--------|-------|-------|
| Acenaphthene | 115.8550 | 8.56 | 0.00 | 1576886 | 153.0 | 110.8 | 76.7 | 142.4 |
| | | | | | 152.0 | 52.8 | 36.9 | 68.5 |

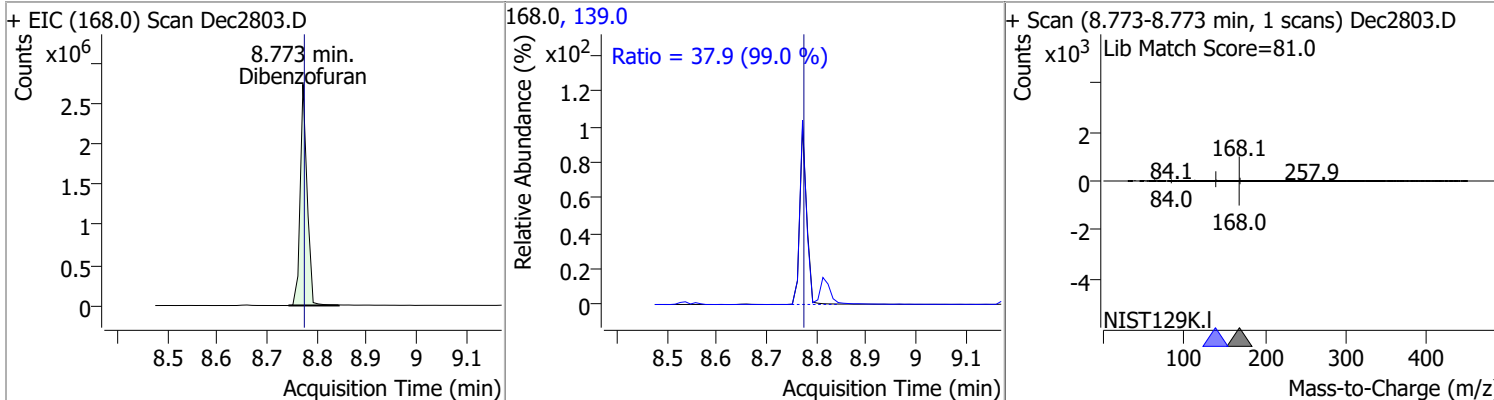


| Compound | Conc. | RT | Dev(Min) | Resp. | QIon | QRatio | Lower | Upper |
|-------------------|----------|------|----------|--------|-------|--------|-------|-------|
| 2,4-Dinitrophenol | 117.7118 | 8.66 | 0.00 | 109594 | 154.0 | 62.6 | 38.9 | 72.2 |

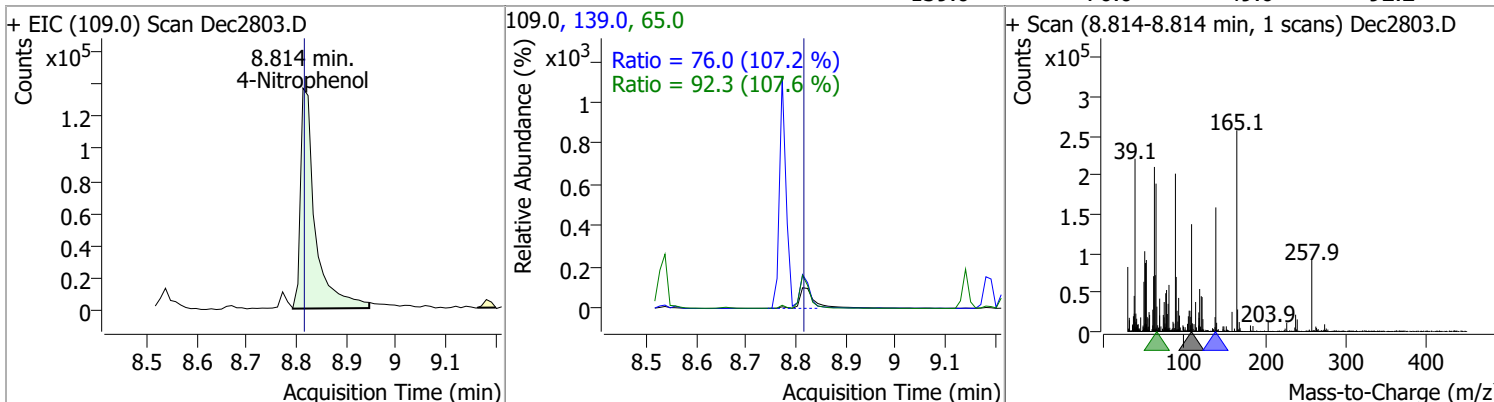


Quantitation Results Report (QT Reviewed)

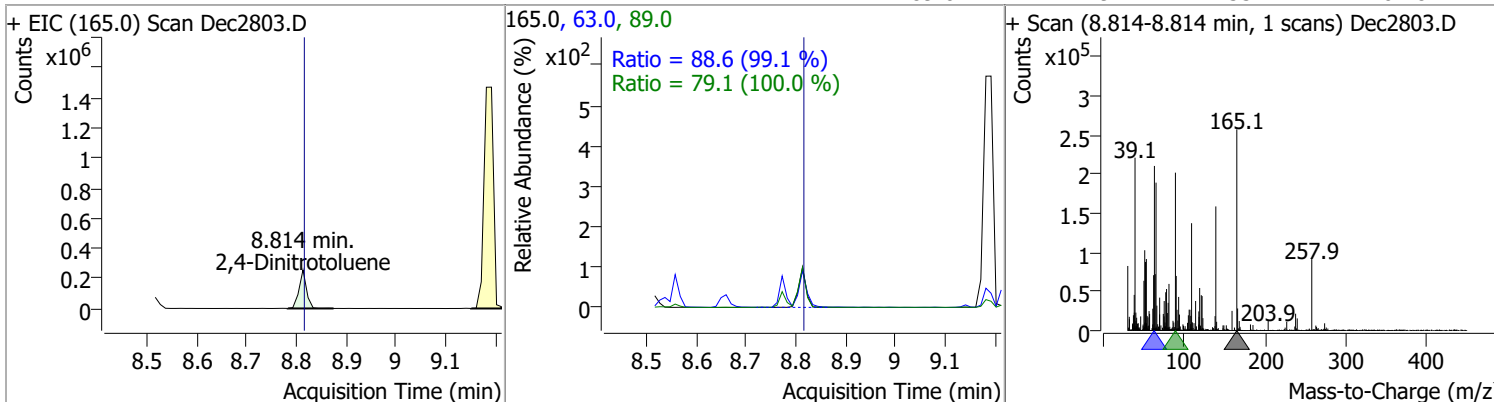
| Compound | Conc. | RT | Dev(Min) | Resp. | QIon | QRatio | Lower | Upper |
|--------------|----------|------|----------|---------|-------|--------|-------|-------|
| Dibenzofuran | 119.8975 | 8.77 | 0.00 | 2633186 | 139.0 | 37.9 | 26.8 | 49.7 |



| Compound | Conc. | RT | Dev(Min) | Resp. | QIon | QRatio | Lower | Upper |
|---------------|----------|------|----------|--------|-------|--------|-------|-------|
| 4-Nitrophenol | 126.8294 | 8.81 | 0.00 | 280927 | 65.0 | 92.3 | 60.1 | 111.5 |
| | | | | | 139.0 | 76.0 | 49.6 | 92.2 |

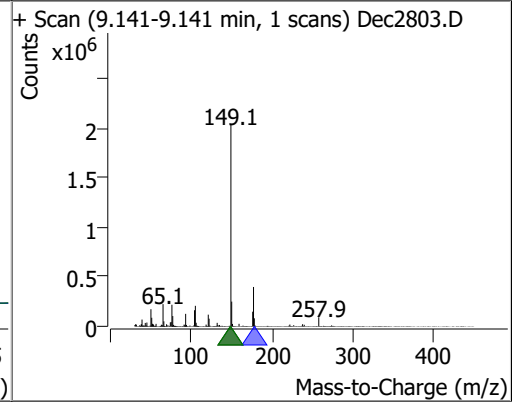
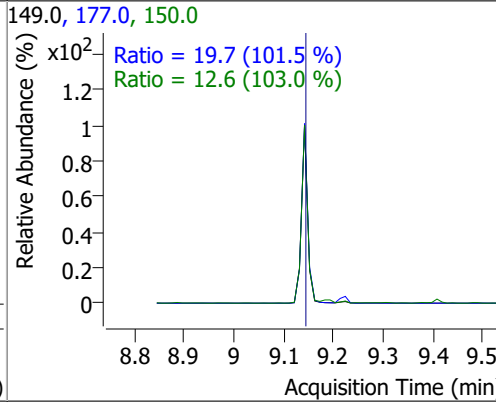
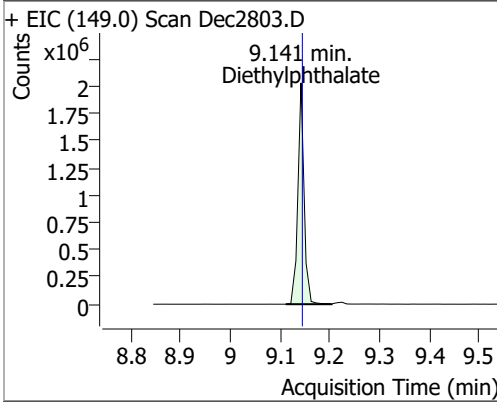


| Compound | Conc. | RT | Dev(Min) | Resp. | QIon | QRatio | Lower | Upper |
|--------------------|----------|------|----------|--------|------|--------|-------|-------|
| 2,4-Dinitrotoluene | 122.1127 | 8.81 | 0.00 | 264598 | 63.0 | 88.6 | 62.6 | 116.2 |
| | | | | | 89.0 | 79.1 | 55.4 | 102.8 |

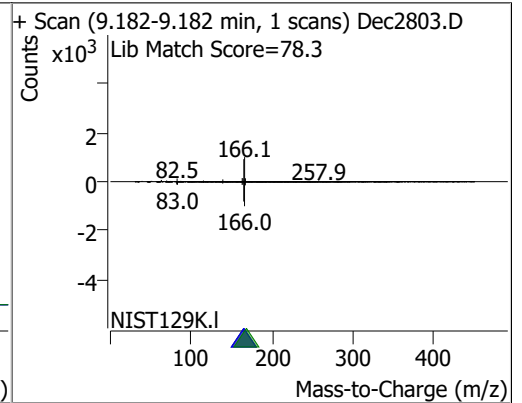
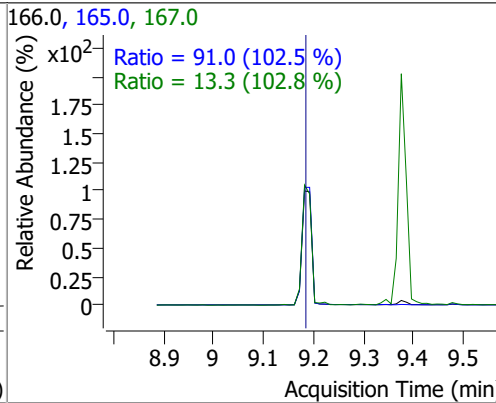
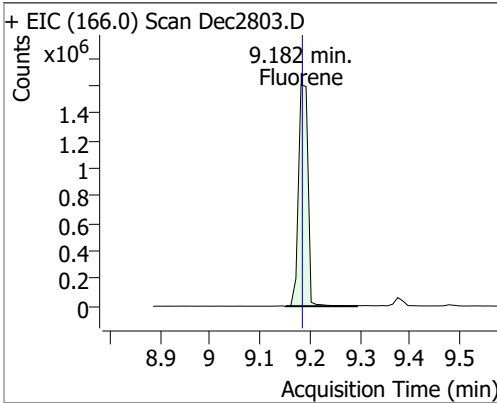


Quantitation Results Report (QT Reviewed)

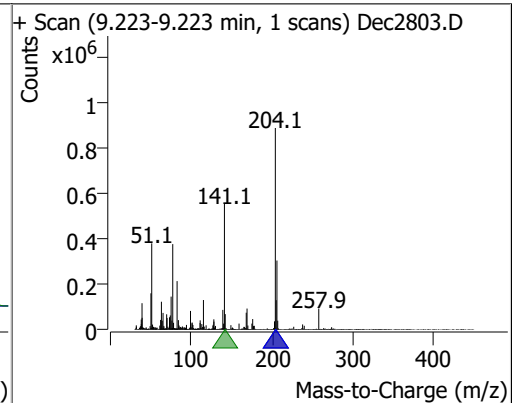
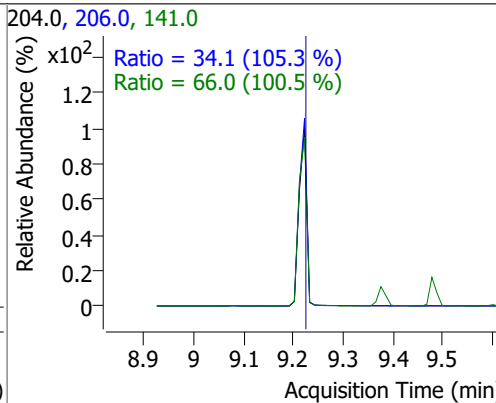
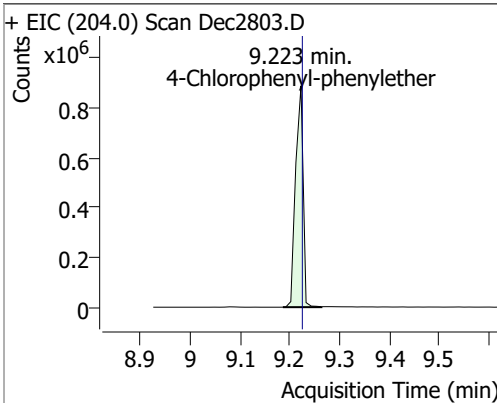
| Compound | Conc. | RT | Dev(Min) | Resp. | QIon | QRatio | Lower | Upper |
|------------------|----------|------|----------|---------|-------|--------|-------|-------|
| Diethylphthalate | 119.1715 | 9.14 | 0.00 | 1757984 | 177.0 | 19.7 | 13.6 | 25.2 |
| | | | | | 150.0 | 12.6 | 8.6 | 16.0 |



| Compound | Conc. | RT | Dev(Min) | Resp. | QIon | QRatio | Lower | Upper |
|----------|----------|------|----------|---------|-------|--------|-------|-------|
| Fluorene | 117.1781 | 9.18 | 0.00 | 2141058 | 165.0 | 91.0 | 62.2 | 115.4 |
| | | | | | 167.0 | 13.3 | 9.1 | 16.8 |

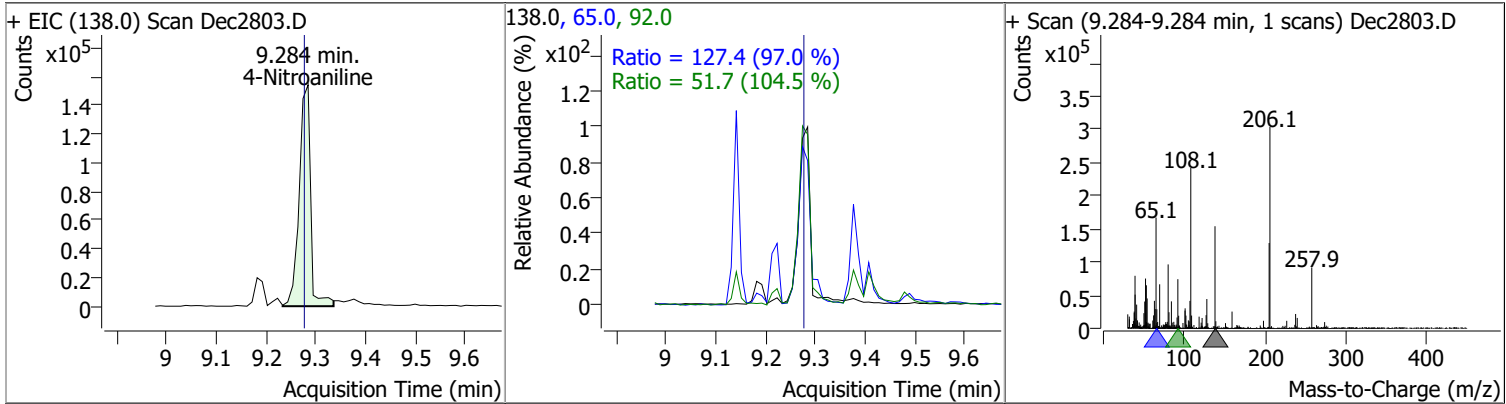


| Compound | Conc. | RT | Dev(Min) | Resp. | QIon | QRatio | Lower | Upper |
|----------------------------|----------|------|----------|--------|-------|--------|-------|-------|
| 4-Chlorophenyl-phenylether | 119.1607 | 9.22 | 0.00 | 931681 | 141.0 | 66.0 | 46.0 | 85.3 |
| | | | | | 206.0 | 34.1 | 22.7 | 42.1 |

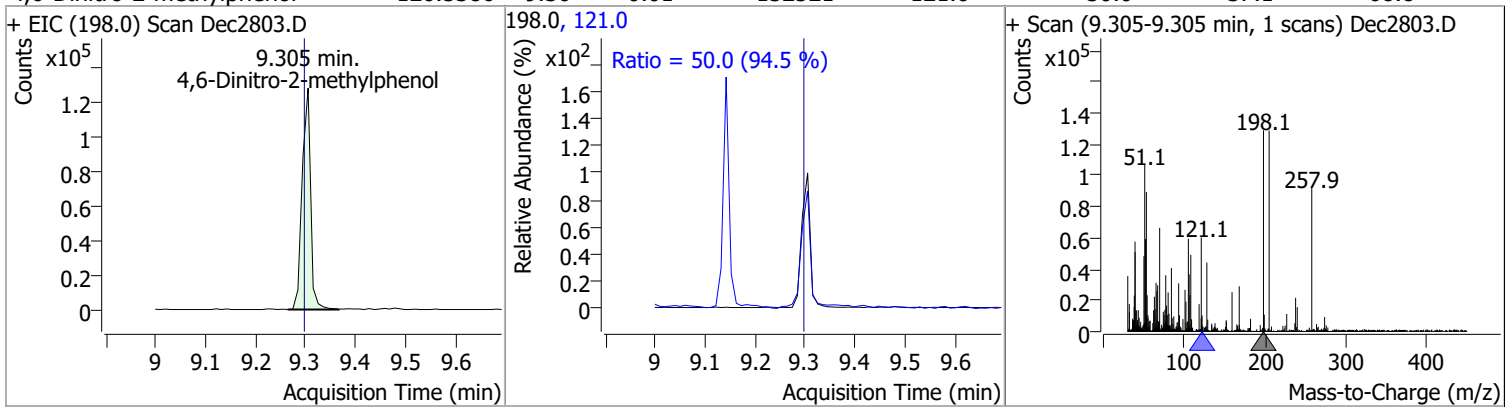


Quantitation Results Report (QT Reviewed)

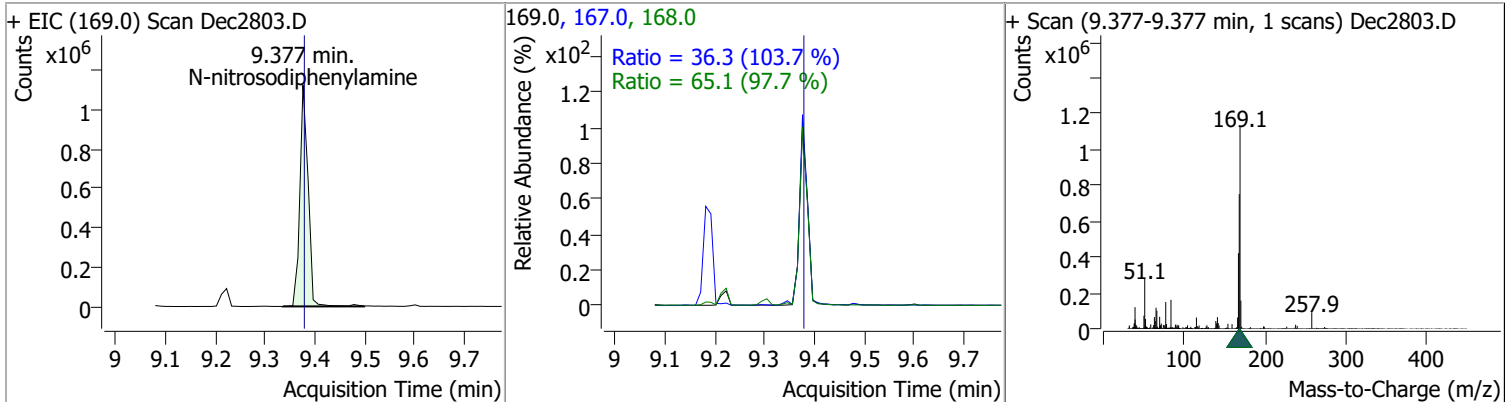
| Compound | Conc. | RT | Dev(Min) | Resp. | QIon | QRatio | Lower | Upper |
|----------------|----------|------|----------|--------|------|--------|-------|-------|
| 4-Nitroaniline | 126.3493 | 9.28 | 0.01 | 244341 | 65.0 | 127.4 | 91.9 | 170.7 |
| | | | | | 92.0 | 51.7 | 34.6 | 64.3 |



| Compound | Conc. | RT | Dev(Min) | Resp. | QIon | QRatio | Lower | Upper |
|----------------------------|----------|------|----------|--------|-------|--------|-------|-------|
| 4,6-Dinitro-2-methylphenol | 120.5386 | 9.30 | 0.01 | 152521 | 121.0 | 50.0 | 37.1 | 68.8 |

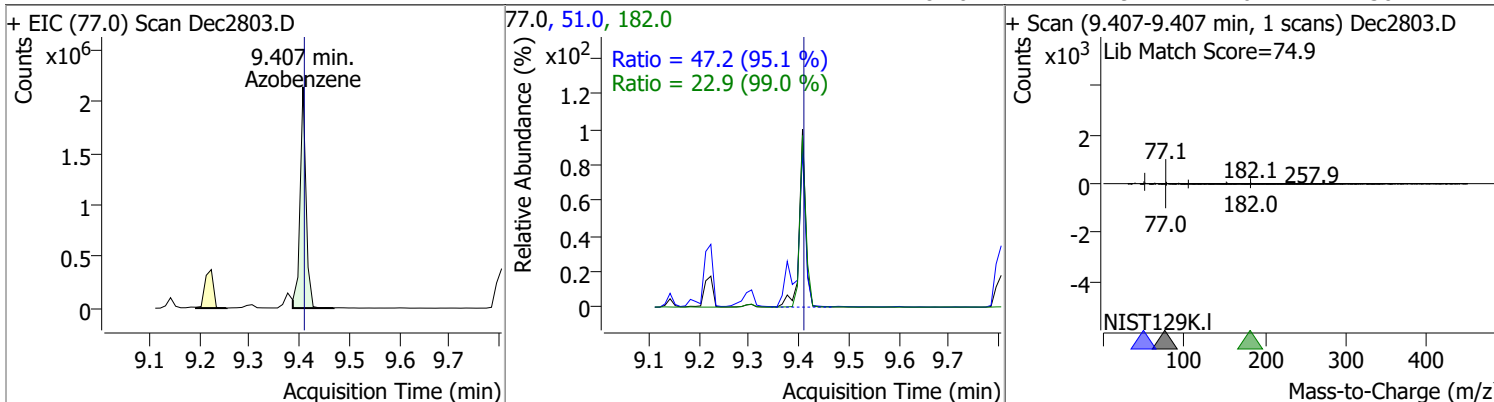


| Compound | Conc. | RT | Dev(Min) | Resp. | QIon | QRatio | Lower | Upper |
|------------------------|----------|------|----------|---------|-------|--------|-------|-------|
| N-nitrosodiphenylamine | 119.5713 | 9.38 | 0.00 | 1294653 | 168.0 | 65.1 | 46.6 | 86.6 |
| | | | | | 167.0 | 36.3 | 24.5 | 45.5 |

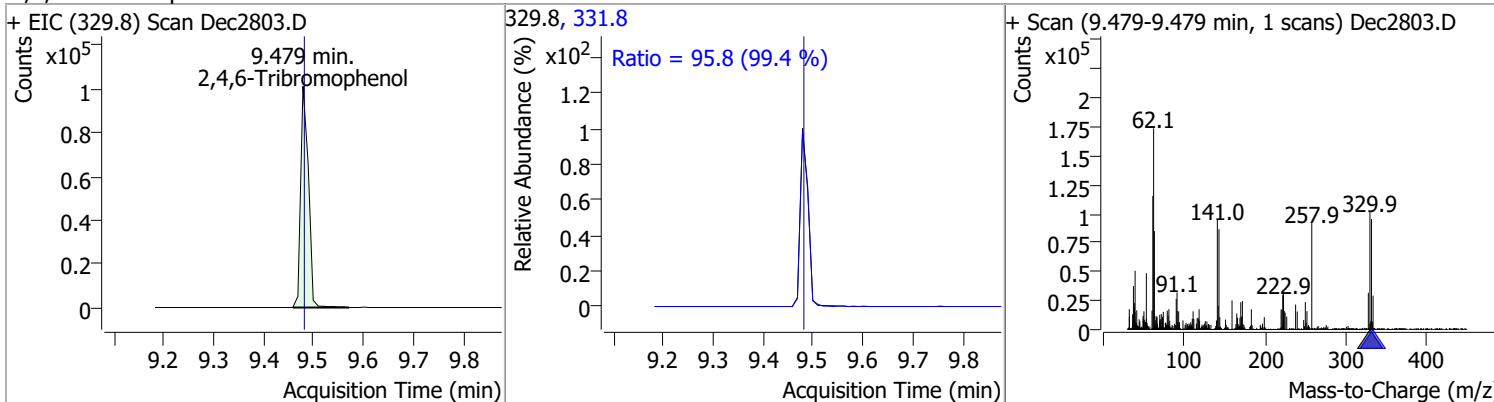


Quantitation Results Report (QT Reviewed)

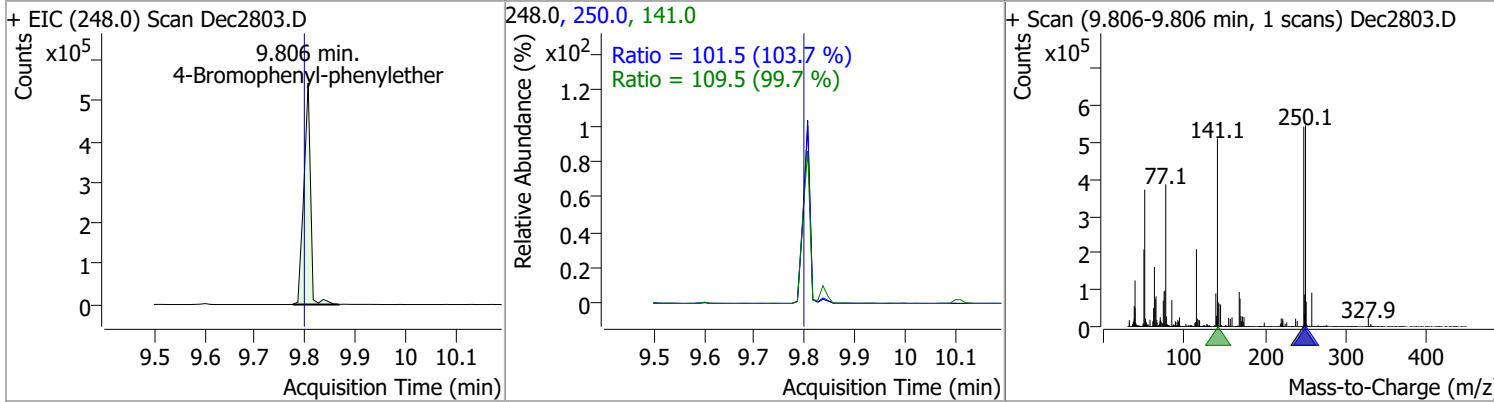
| Compound | Conc. | RT | Dev(Min) | Resp. | QIon | QRatio | Lower | Upper |
|------------|----------|------|----------|---------|-------|--------|-------|-------|
| Azobenzene | 123.8437 | 9.41 | 0.00 | 1785109 | 51.0 | 47.2 | 34.8 | 64.6 |
| | | | | | 182.0 | 22.9 | 16.2 | 30.1 |
| | | | | | | | | |



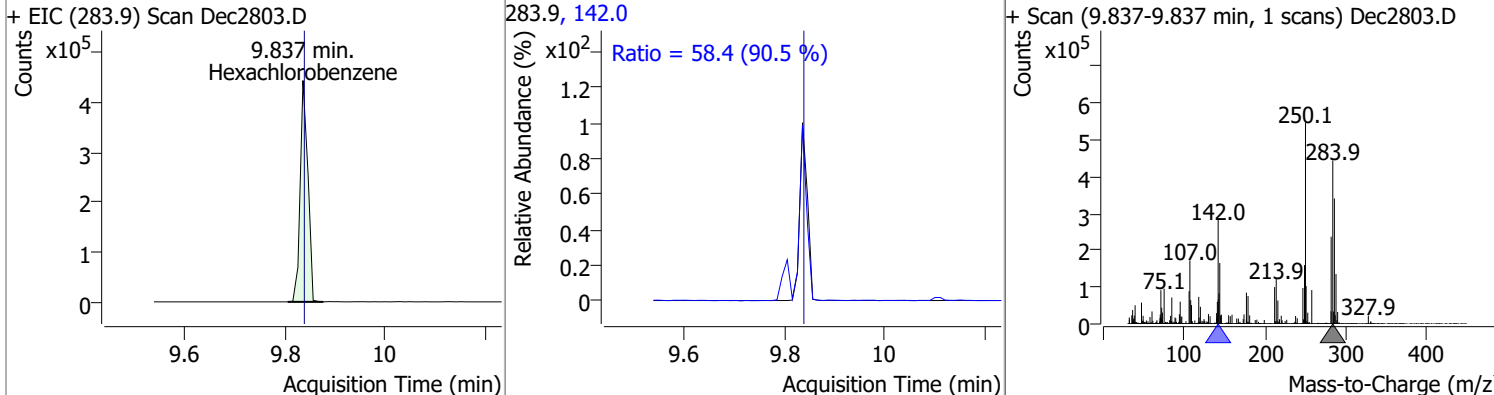
| Compound | Conc. | RT | Dev(Min) | Resp. | QIon | QRatio | Lower | Upper |
|----------------------|----------|------|----------|--------|-------|--------|-------|-------|
| 2,4,6-Tribromophenol | 116.0643 | 9.48 | 0.00 | 109588 | 331.8 | 95.8 | 67.5 | 125.3 |



| Compound | Conc. | RT | Dev(Min) | Resp. | QIon | QRatio | Lower | Upper |
|---------------------------|----------|------|----------|--------|-------|--------|-------|-------|
| 4-Bromophenyl-phenylether | 119.6007 | 9.81 | 0.01 | 502325 | 141.0 | 109.5 | 76.9 | 142.8 |
| | | | | | 250.0 | 101.5 | 68.5 | 127.2 |
| | | | | | | | | |

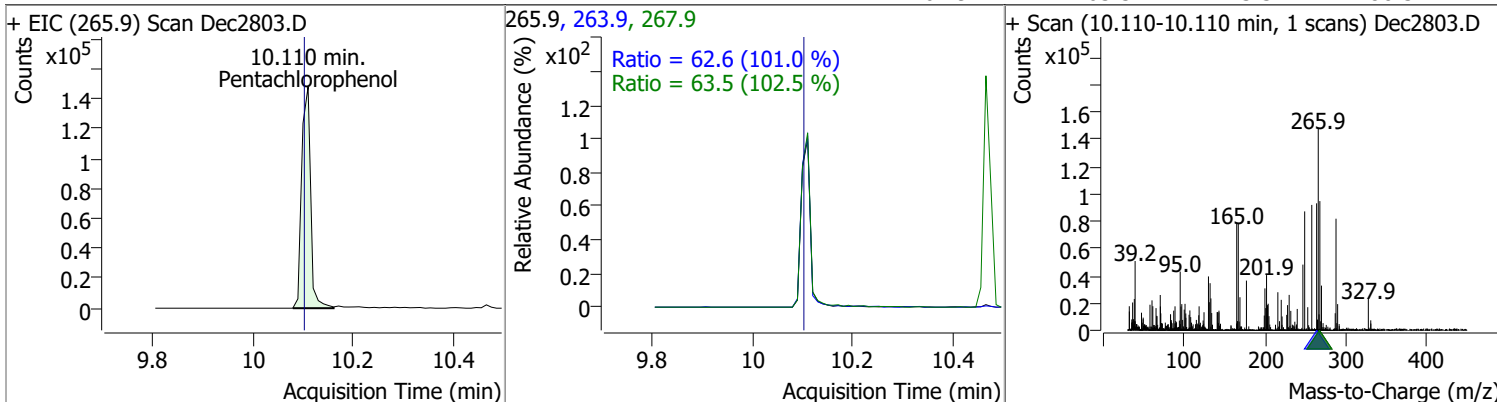


| Compound | Conc. | RT | Dev(Min) | Resp. | QIon | QRatio | Lower | Upper |
|-------------------|----------|------|----------|--------|-------|--------|-------|-------|
| Hexachlorobenzene | 121.8940 | 9.84 | 0.00 | 470415 | 142.0 | 58.4 | 45.2 | 83.9 |

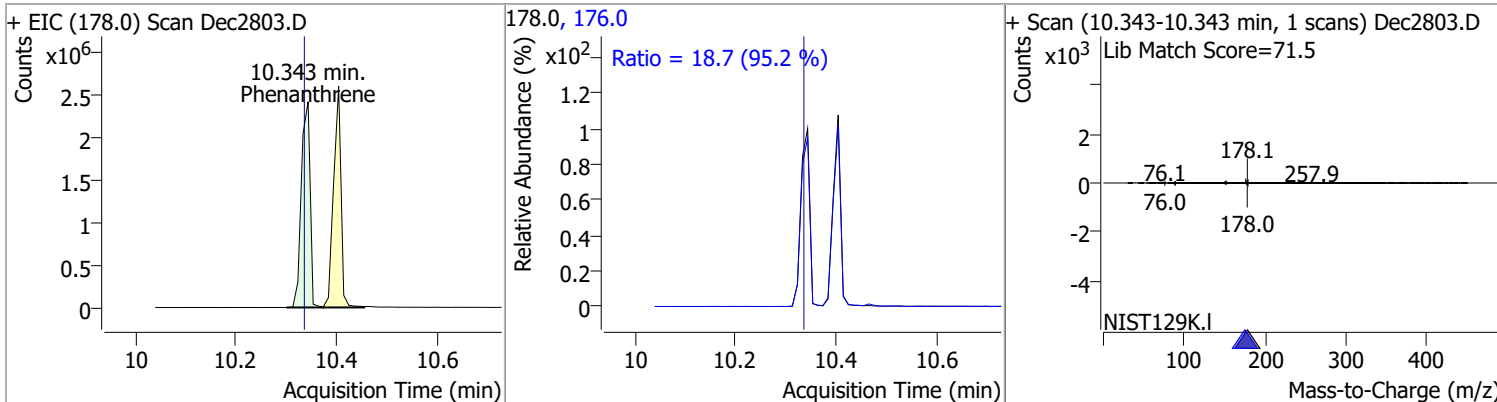


Quantitation Results Report (QT Reviewed)

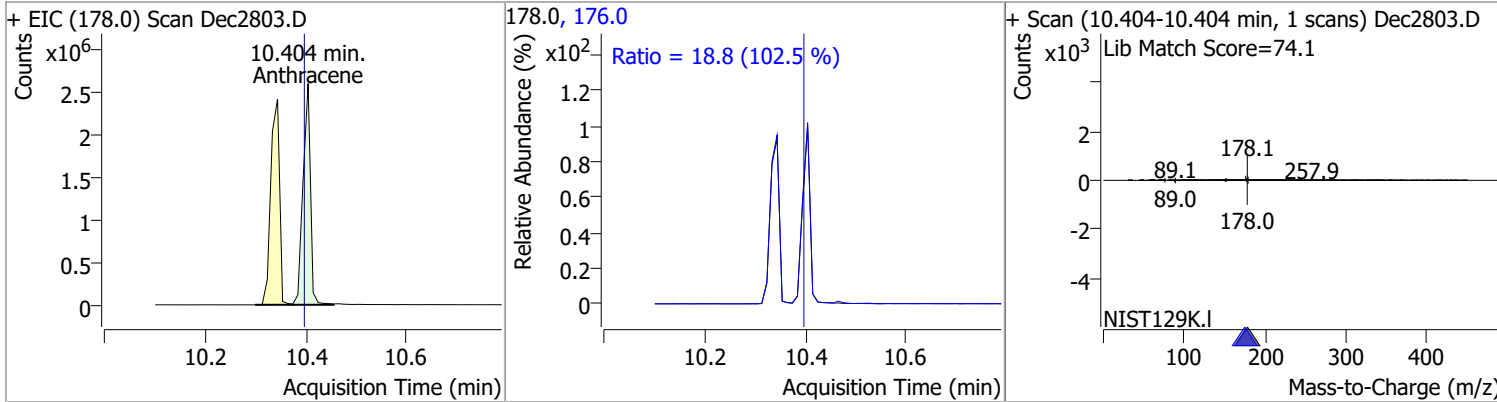
| Compound | Conc. | RT | Dev(Min) | Resp. | QIon | QRatio | Lower | Upper |
|-------------------|----------|-------|----------|--------|-------|--------|-------|-------|
| Pentachlorophenol | 122.7015 | 10.11 | 0.01 | 182959 | 263.9 | 62.6 | 43.4 | 80.6 |
| | | | | | 267.9 | 63.5 | 43.3 | 80.5 |



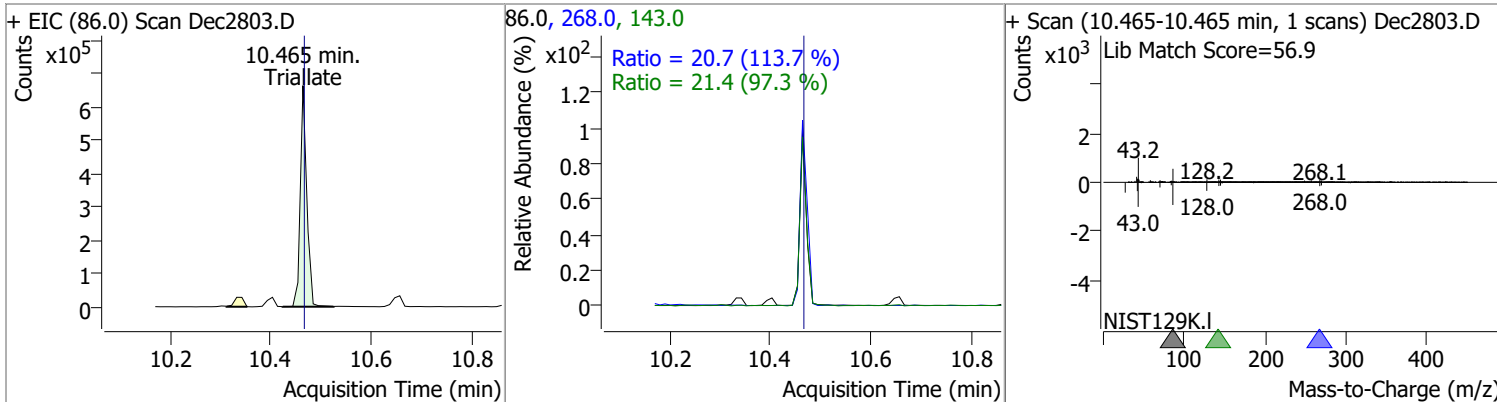
| Compound | Conc. | RT | Dev(Min) | Resp. | QIon | QRatio | Lower | Upper |
|--------------|----------|-------|----------|---------|-------|--------|-------|-------|
| Phenanthrene | 123.2259 | 10.34 | 0.01 | 2917397 | 176.0 | 18.7 | 13.8 | 25.6 |



| Compound | Conc. | RT | Dev(Min) | Resp. | QIon | QRatio | Lower | Upper |
|------------|----------|-------|----------|---------|-------|--------|-------|-------|
| Anthracene | 120.3681 | 10.40 | 0.01 | 2649797 | 176.0 | 18.8 | 12.8 | 23.8 |

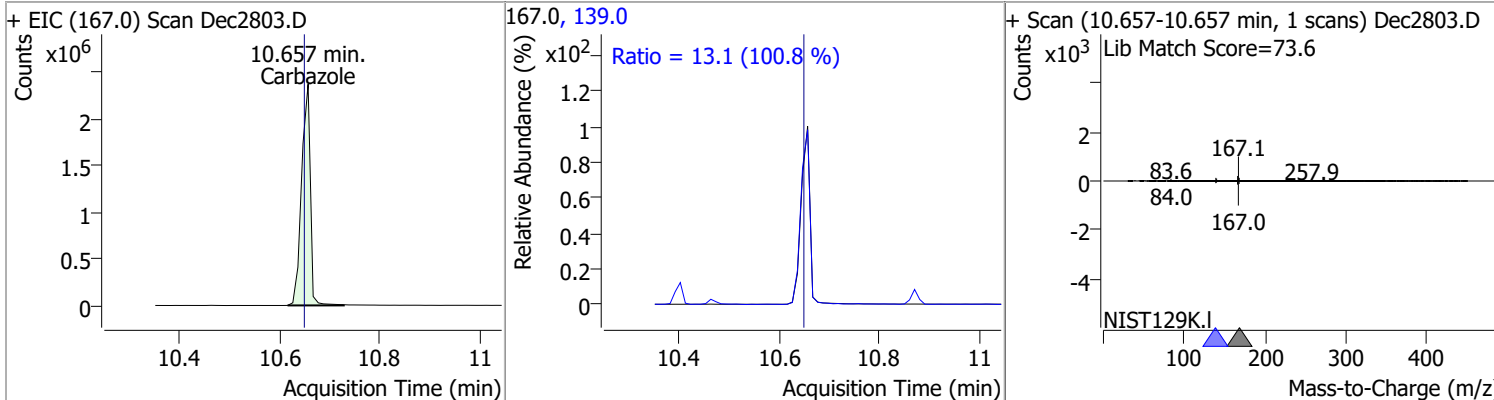


| Compound | Conc. | RT | Dev(Min) | Resp. | QIon | QRatio | Lower | Upper |
|-----------|----------|-------|----------|--------|-------|--------|-------|-------|
| Triallate | 122.4865 | 10.46 | 0.00 | 594643 | 143.0 | 21.4 | 15.4 | 28.6 |
| | | | | | 268.0 | 20.7 | 12.8 | 23.7 |

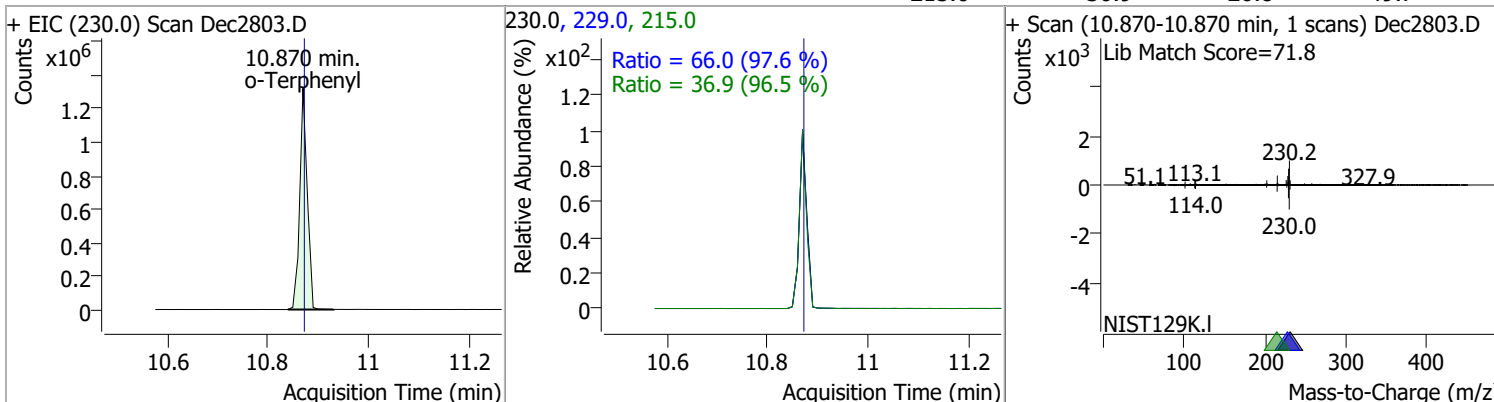


Quantitation Results Report (QT Reviewed)

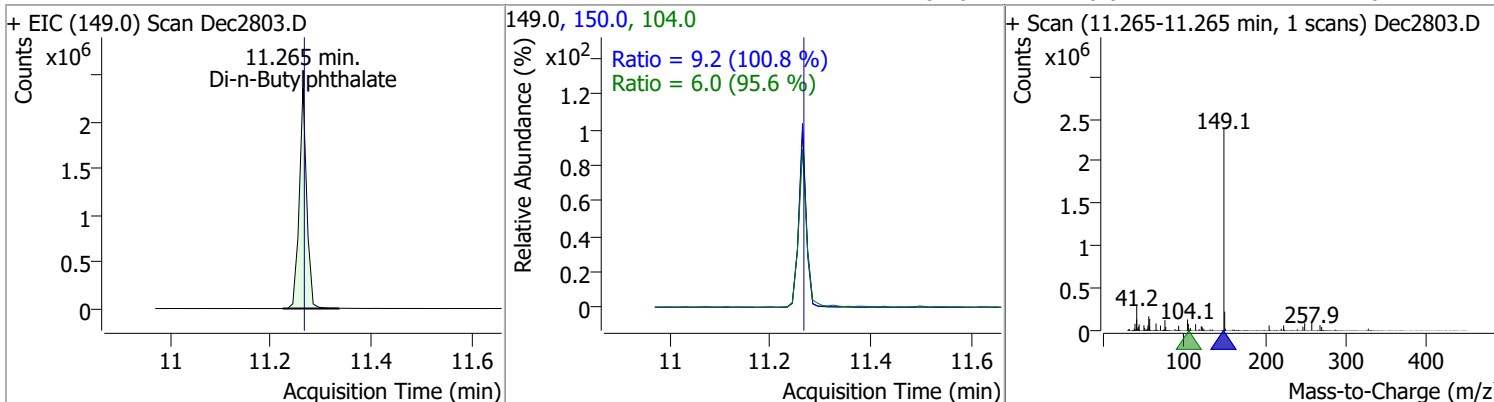
| Compound | Conc. | RT | Dev(Min) | Resp. | QIon | QRatio | Lower | Upper |
|-----------|----------|-------|----------|---------|-------|--------|-------|-------|
| Carbazole | 127.1460 | 10.66 | 0.01 | 2874314 | 139.0 | 13.1 | 9.1 | 16.9 |



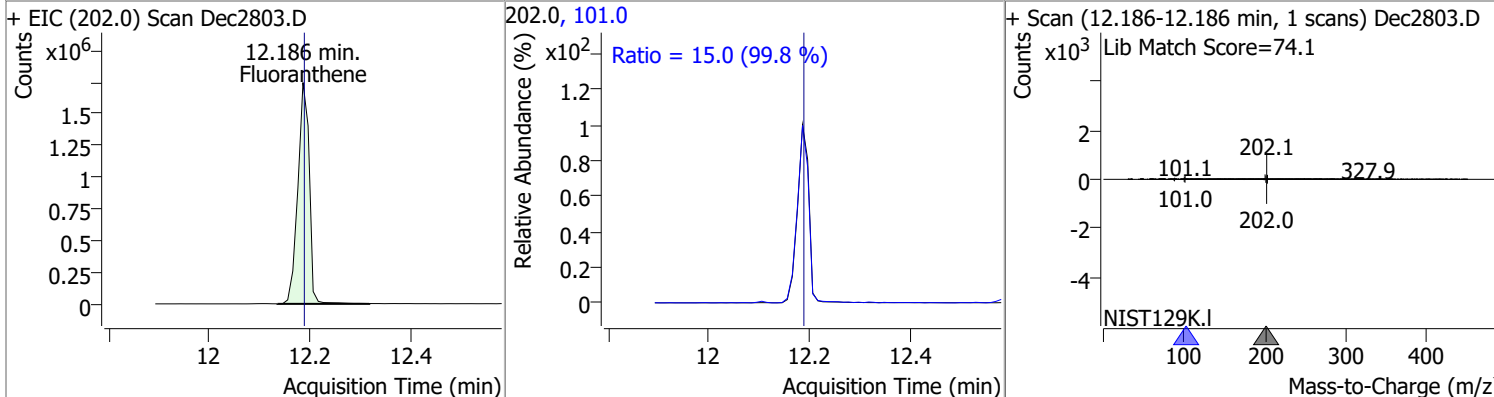
| | | | | | | | | |
|-------------|----------|-------|------|---------|----------------|--------------|--------------|--------------|
| o-Terphenyl | 118.9806 | 10.87 | 0.00 | 1372899 | 229.0 215.0 | 66.0 36.9 | 47.4 26.8 | 88.0 49.7 |
|-------------|----------|-------|------|---------|----------------|--------------|--------------|--------------|



| | | | | | | | | |
|---------------------|----------|-------|------|---------|----------------|------------|------------|-------------|
| Di-n-Butylphthalate | 123.4008 | 11.26 | 0.00 | 2452963 | 150.0 104.0 | 9.2 6.0 | 6.4 4.4 | 11.9 8.1 |
|---------------------|----------|-------|------|---------|----------------|------------|------------|-------------|

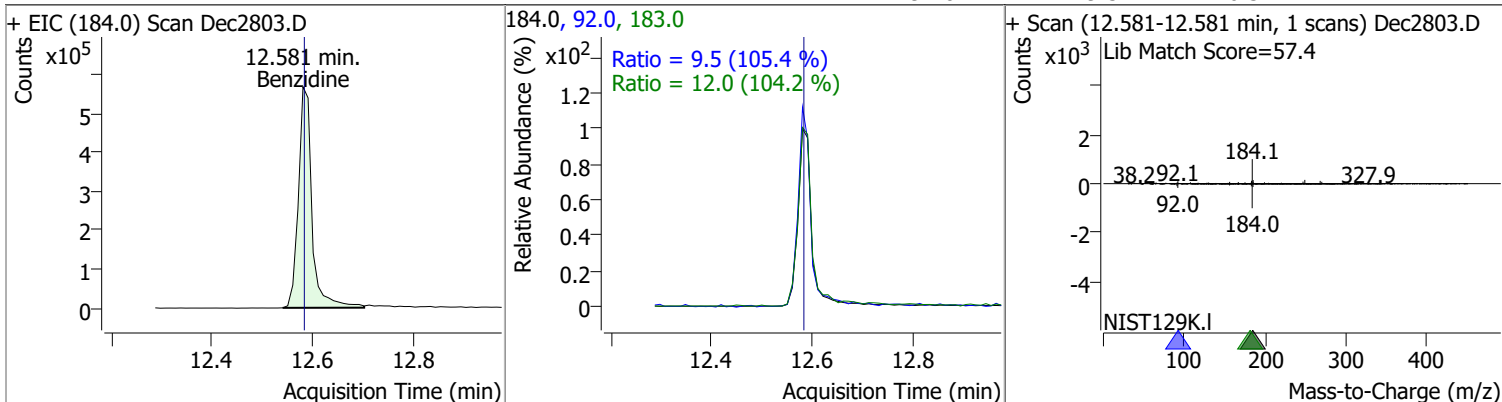


| | | | | | | | | |
|--------------|----------|-------|------|---------|-------|------|------|------|
| Fluoranthene | 119.3612 | 12.19 | 0.00 | 2755162 | 101.0 | 15.0 | 10.5 | 19.5 |
|--------------|----------|-------|------|---------|-------|------|------|------|

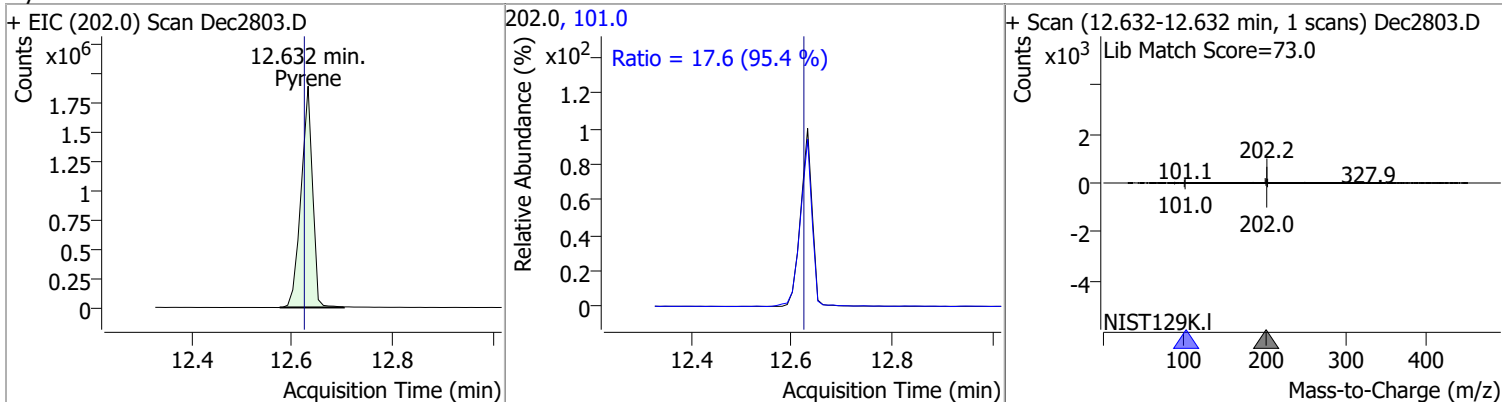


Quantitation Results Report (QT Reviewed)

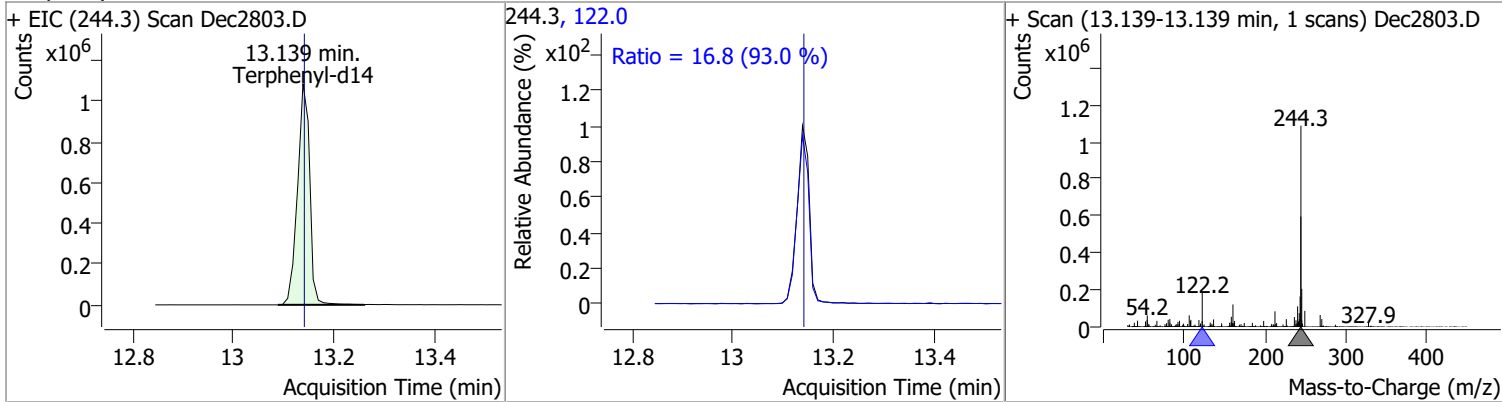
| Compound | Conc. | RT | Dev(Min) | Resp. | QIon | QRatio | Lower | Upper |
|-----------|----------|-------|----------|---------|-------|--------|-------|-------|
| Benzidine | 125.2888 | 12.58 | 0.00 | 1059025 | 183.0 | 12.0 | 8.1 | 15.0 |
| | | | | | 92.0 | 9.5 | 6.3 | 11.7 |



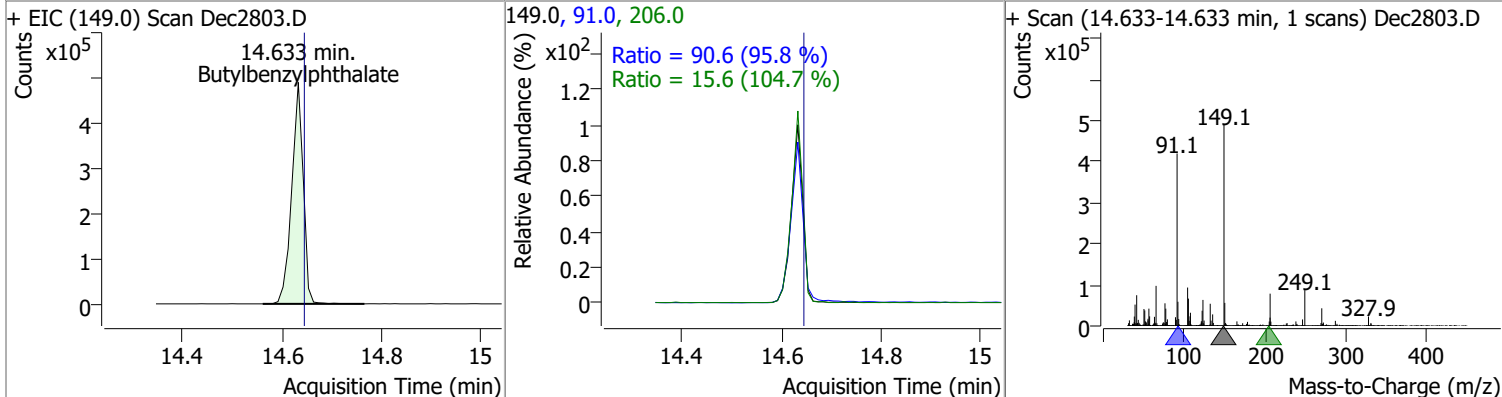
| Compound | Conc. | RT | Dev(Min) | Resp. | QIon | QRatio | Lower | Upper |
|----------|----------|-------|----------|---------|-------|--------|-------|-------|
| Pyrene | 119.2775 | 12.63 | 0.01 | 2996713 | 101.0 | 17.6 | 12.9 | 24.0 |



| Compound | Conc. | RT | Dev(Min) | Resp. | QIon | QRatio | Lower | Upper |
|---------------|----------|-------|----------|---------|-------|--------|-------|-------|
| Terphenyl-d14 | 122.8041 | 13.14 | 0.00 | 1826846 | 122.0 | 16.8 | 12.7 | 23.5 |

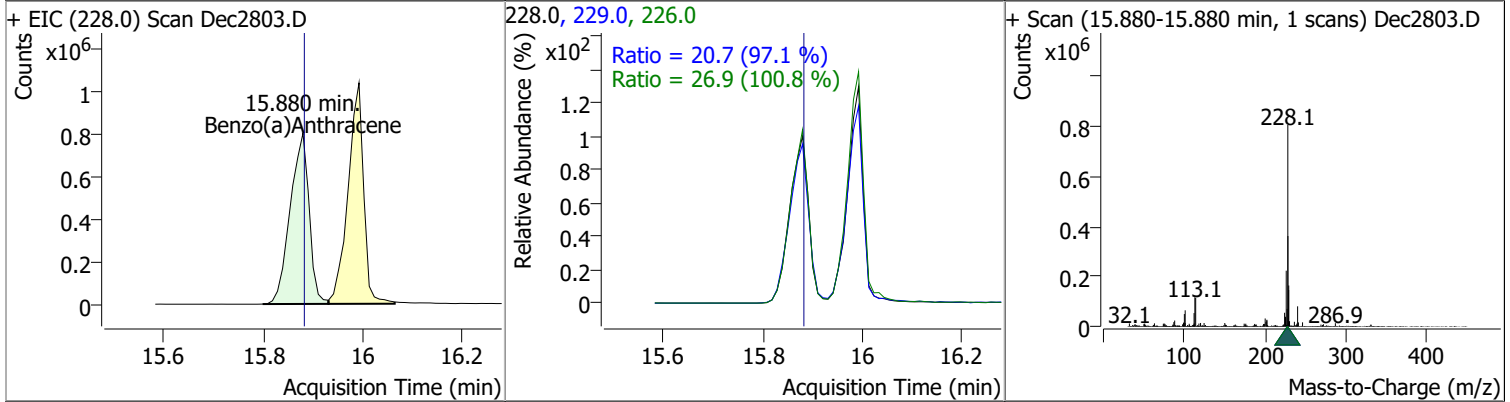


| Compound | Conc. | RT | Dev(Min) | Resp. | QIon | QRatio | Lower | Upper |
|----------------------|----------|-------|----------|--------|-------|--------|-------|-------|
| Butylbenzylphthalate | 120.1120 | 14.63 | 0.00 | 789735 | 91.0 | 90.6 | 66.2 | 123.0 |
| | | | | | 206.0 | 15.6 | 10.4 | 19.4 |

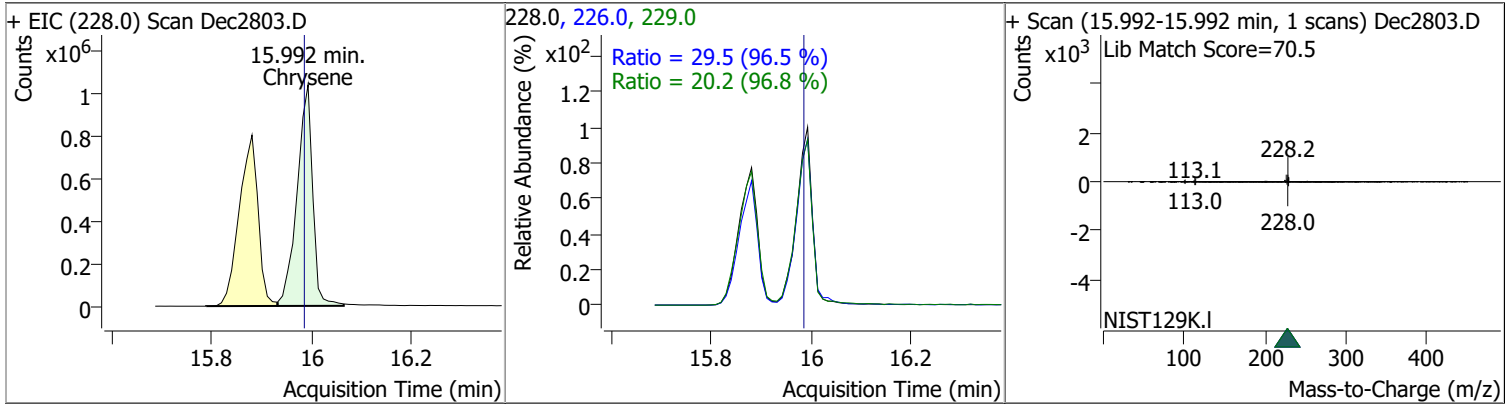


Quantitation Results Report (QT Reviewed)

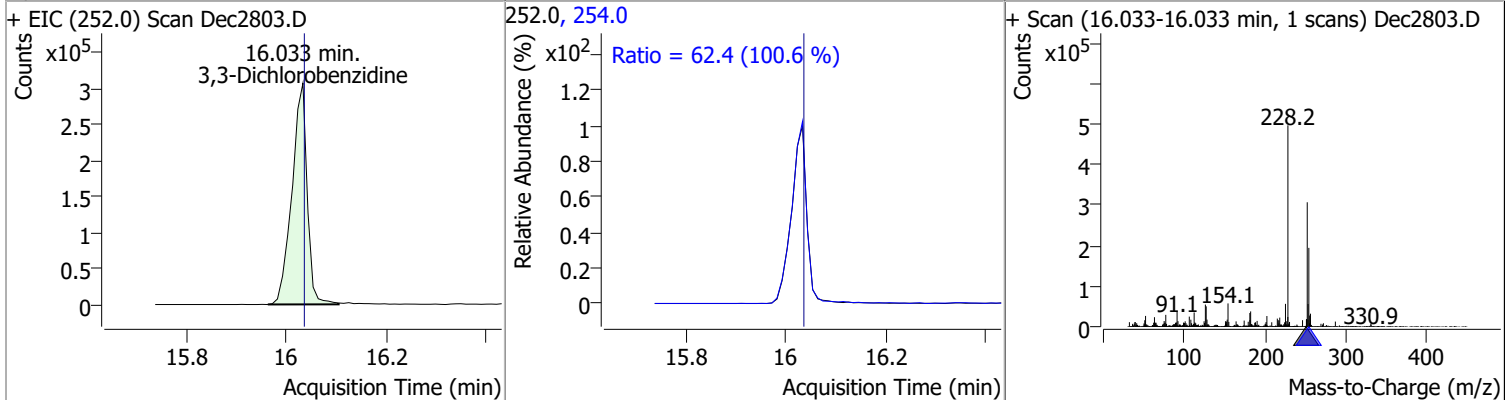
| Compound | Conc. | RT | Dev(Min) | Resp. | QIon | QRatio | Lower | Upper |
|--------------------|----------|-------|----------|---------|-------|--------|-------|-------|
| Benzo(a)Anthracene | 122.4380 | 15.88 | 0.01 | 2115221 | 226.0 | 26.9 | 18.7 | 34.7 |
| | | | | | 229.0 | 20.7 | 14.9 | 27.7 |



| Compound | Conc. | RT | Dev(Min) | Resp. | QIon | QRatio | Lower | Upper |
|----------|----------|-------|----------|---------|-------|--------|-------|-------|
| Chrysene | 114.9578 | 15.99 | 0.02 | 2268471 | 226.0 | 29.5 | 21.4 | 39.8 |
| | | | | | 229.0 | 20.2 | 14.6 | 27.1 |

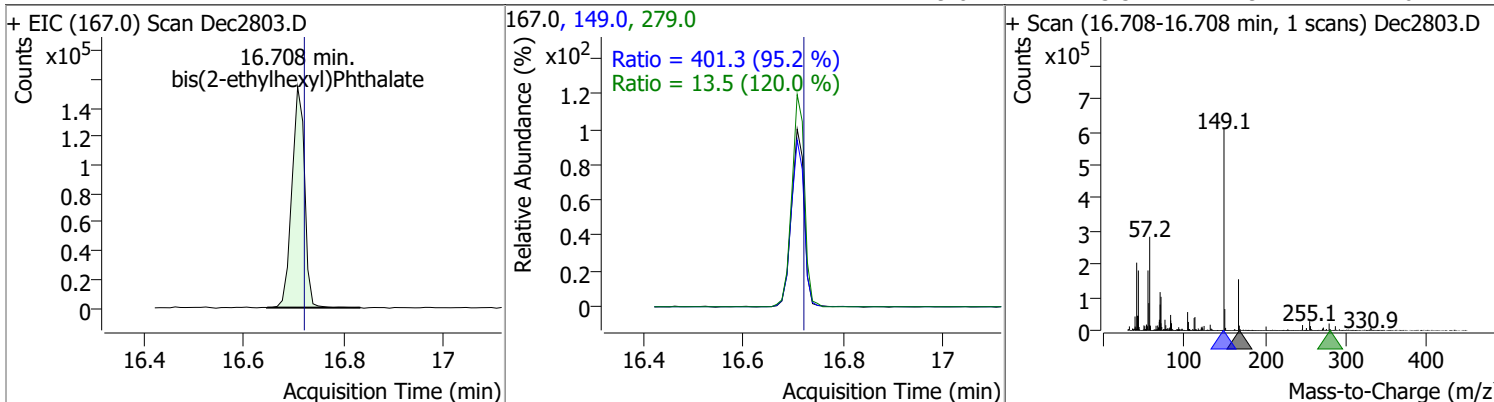


| Compound | Conc. | RT | Dev(Min) | Resp. | QIon | QRatio | Lower | Upper |
|-----------------------|----------|-------|----------|--------|-------|--------|-------|-------|
| 3,3-Dichlorobenzidine | 119.4687 | 16.03 | 0.01 | 649256 | 254.0 | 62.4 | 43.4 | 80.6 |

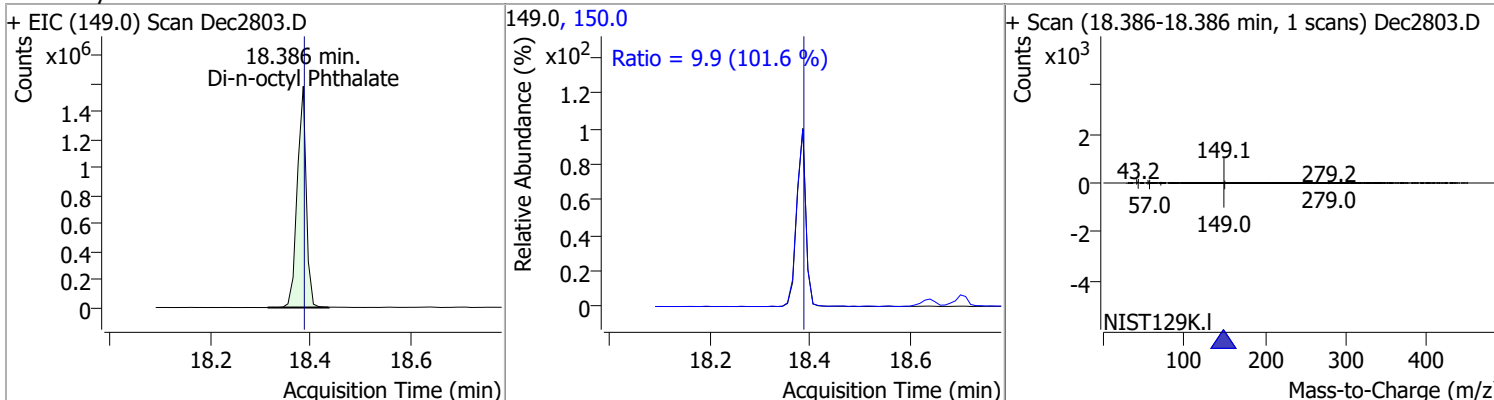


Quantitation Results Report (QT Reviewed)

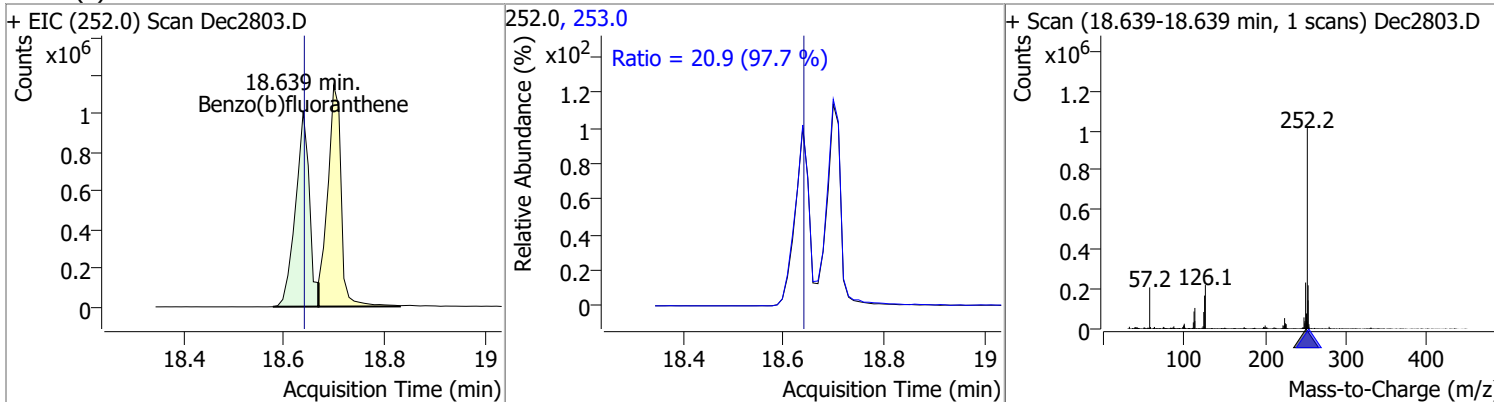
| Compound | Conc. | RT | Dev(Min) | Resp. | QIon | QRatio | Lower | Upper |
|----------------------------|----------|-------|----------|--------|-------|--------|-------|-------|
| bis(2-ethylhexyl)Phthalate | 119.5624 | 16.71 | 0.00 | 271955 | 149.0 | 401.3 | 295.1 | 548.1 |
| | | | | | 279.0 | 13.5 | 7.9 | 14.6 |



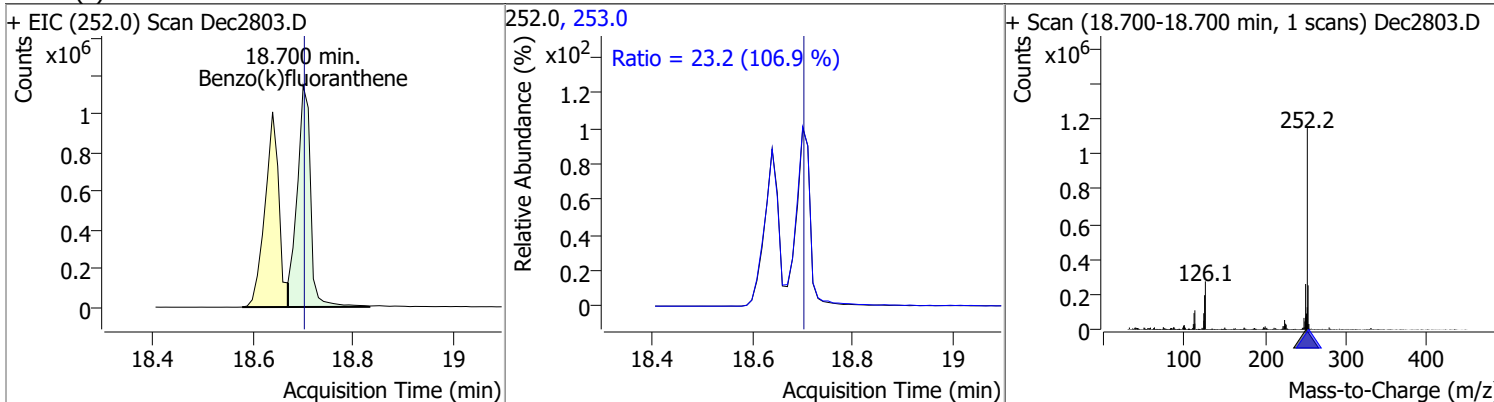
| Compound | Conc. | RT | Dev(Min) | Resp. | QIon | QRatio | Lower | Upper |
|----------------------|----------|-------|----------|---------|-------|--------|-------|-------|
| Di-n-octyl Phthalate | 119.4457 | 18.39 | 0.01 | 1957063 | 150.0 | 9.9 | 6.8 | 12.6 |



| Compound | Conc. | RT | Dev(Min) | Resp. | QIon | QRatio | Lower | Upper |
|----------------------|----------|-------|----------|---------|-------|--------|-------|-------|
| Benzo(b)fluoranthene | 118.5403 | 18.64 | 0.01 | 1935328 | 253.0 | 20.9 | 15.0 | 27.8 |

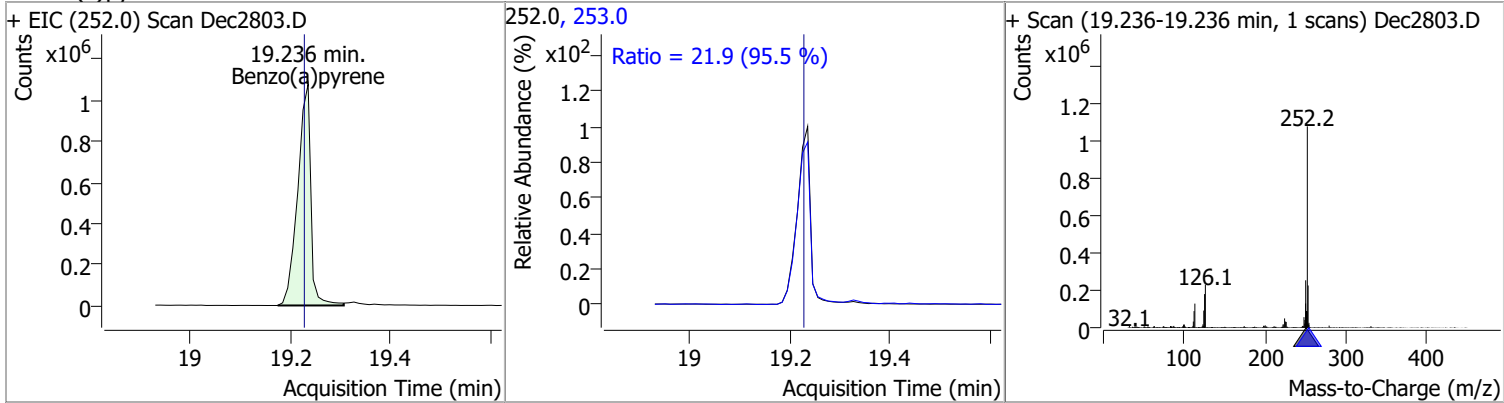


| Compound | Conc. | RT | Dev(Min) | Resp. | QIon | QRatio | Lower | Upper |
|----------------------|----------|-------|----------|---------|-------|--------|-------|-------|
| Benzo(k)fluoranthene | 121.0728 | 18.70 | 0.01 | 2143782 | 253.0 | 23.2 | 15.2 | 28.2 |

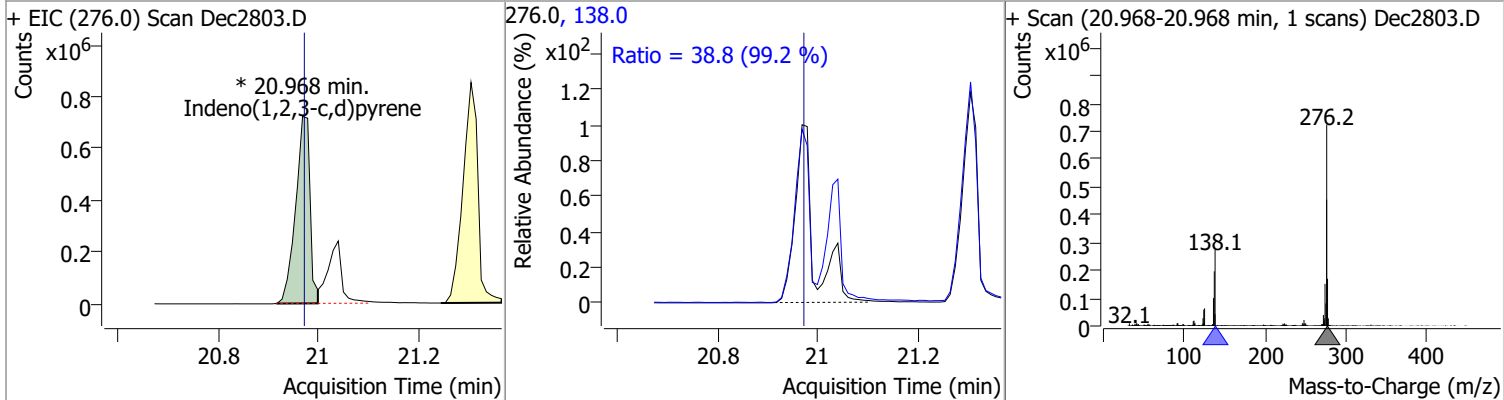


Quantitation Results Report (QT Reviewed)

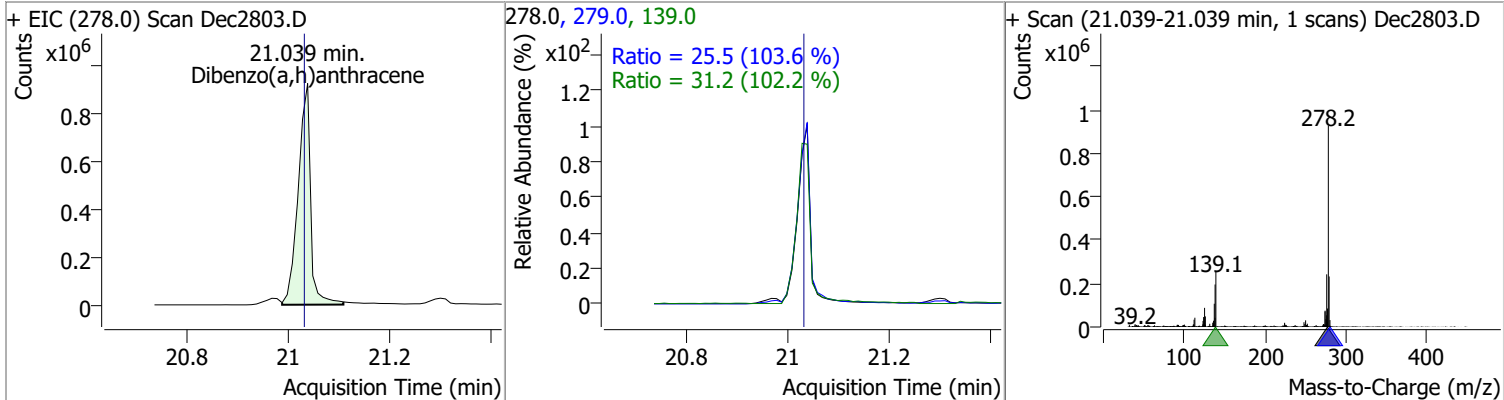
| Compound | Conc. | RT | Dev(Min) | Resp. | QIon | QRatio | Lower | Upper |
|----------------|----------|-------|----------|---------|-------|--------|-------|-------|
| Benzo(a)pyrene | 119.7988 | 19.24 | 0.02 | 1945061 | 253.0 | 21.9 | 16.1 | 29.8 |



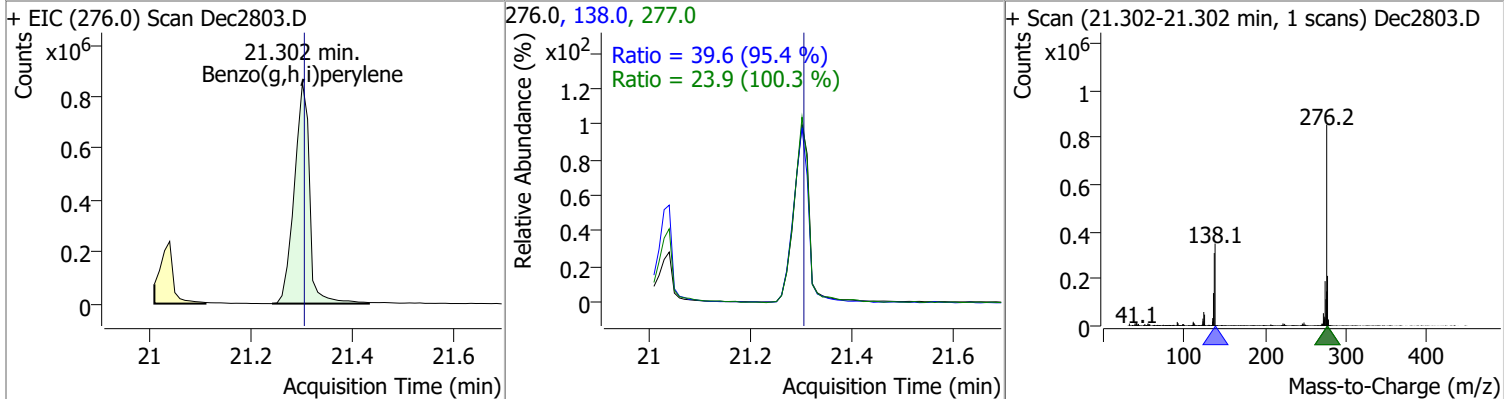
| Compound | Conc. | RT | Dev(Min) | Resp. | QIon | QRatio | Lower | Upper |
|-------------------------|----------|-------|----------|-------------|-------|--------|-------|-------|
| Indeno(1,2,3-c,d)pyrene | 118.0424 | 20.97 | 0.01 | 1428035 (m) | 138.0 | 38.8 | 27.4 | 50.8 |



| Compound | Conc. | RT | Dev(Min) | Resp. | QIon | QRatio | Lower | Upper |
|------------------------|----------|-------|----------|---------|-------|--------|-------|-------|
| Dibenzo(a,h)anthracene | 120.7707 | 21.04 | 0.02 | 1587150 | 139.0 | 31.2 | 21.4 | 39.7 |
| | | | | | 279.0 | 25.5 | 17.2 | 32.0 |

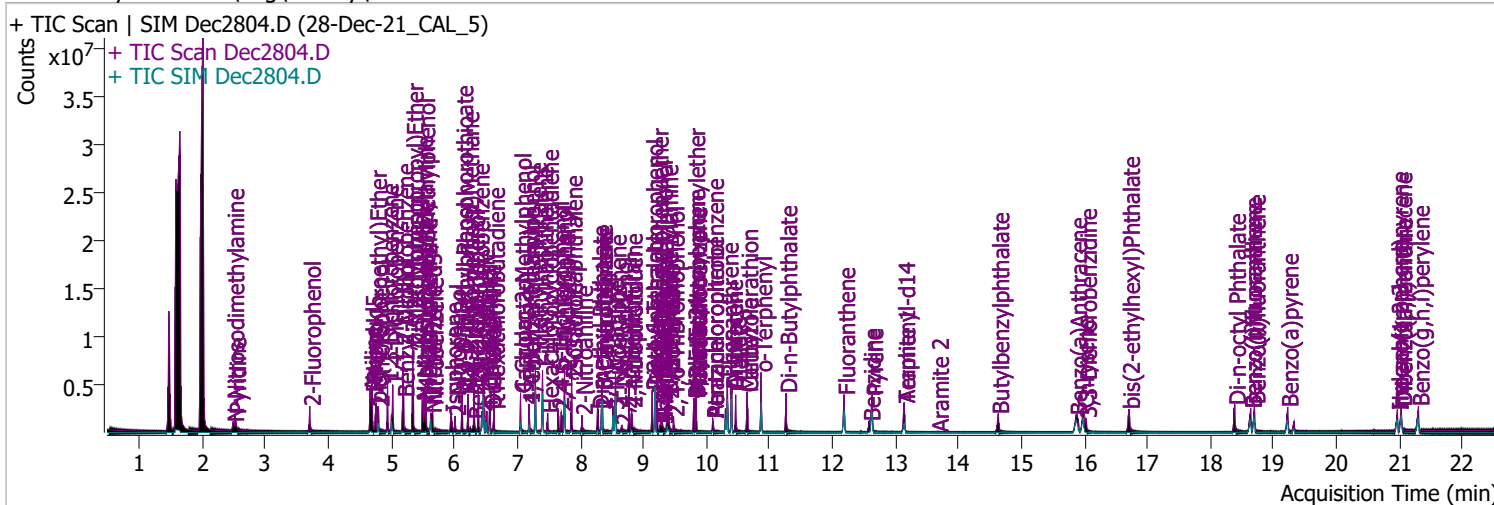


| Compound | Conc. | RT | Dev(Min) | Resp. | QIon | QRatio | Lower | Upper |
|----------------------|----------|-------|----------|---------|-------|--------|-------|-------|
| Benzo(g,h,i)perylene | 121.2816 | 21.30 | 0.01 | 1789954 | 138.0 | 39.6 | 29.0 | 53.9 |
| | | | | | 277.0 | 23.9 | 16.7 | 31.0 |



Quantitation Results Report (QT Reviewed)

| | | | |
|----------------|----------------------------|-------------------|------------------------|
| Data File | Dec2804.D | Operator | LIMS import |
| Acq. Method | BNA+SIM.M | Acq. Date-Time | 12/28/2021 3:29:32 PM |
| Sample Name | 28-Dec-21_CAL_5 | Instrument | Instrument #1 |
| Vial | 4 | Multiplier | 1.00 |
| DA Method File | | Comment | SVOC-8270-W-LARGO |
| Tune File | dftppdsm.u | Tune Date | 11/24/2021 11:15:00 AM |
| Batch Name | 122821 bna 1 CAL.batch.bin | Last Calib Update | 12/29/2021 7:25:46 PM |
| Ref Library | D:\Org\Library\NIST129K.I | | |



| Compound | RT | QIon | Resp. | Conc. | Units | Dev(Min) |
|----------|----|------|-------|-------|-------|----------|
|----------|----|------|-------|-------|-------|----------|

Internal Standards

System Monitoring Compounds

| | | | | | | |
|------------------------|----------------------|-------|---------|----------------------|------|-------|
| S 2-Fluorophenol | 3.704 | 112.0 | 686470 | 97.5123 | µg/L | 0.000 |
| Spiked Amount: 200.000 | Range: 10.0 - 75.0% | | | Recovery = 48.76% | | |
| S Phenol-d5 | 4.685 | 99.0 | 1020605 | 103.0574 | µg/L | 0.000 |
| Spiked Amount: 200.000 | Range: 10.0 - 65.0% | | | Recovery = 51.53% | | |
| S Nitrobenzene-d5 | 5.624 | 82.0 | 511730 | 103.9889 | µg/L | 0.000 |
| Spiked Amount: 100.000 | Range: 32.0 - 94.0% | | | Recovery = 103.99% * | | |
| S 2-Fluorobiphenyl | 7.749 | 172.0 | 1735111 | 103.0403 | µg/L | 0.000 |
| Spiked Amount: 100.000 | Range: 28.0 - 107.0% | | | Recovery = 103.04% | | |
| S 2,4,6-Tribromophenol | 9.479 | 329.8 | 90583 | 100.6147 | µg/L | 0.000 |
| Spiked Amount: 200.000 | Range: 25.0 - 140.0% | | | Recovery = 50.31% | | |
| S Terphenyl-d14 | 13.139 | 244.3 | 1452924 | 102.1561 | µg/L | 0.000 |
| Spiked Amount: 100.000 | Range: 32.0 - 122.0% | | | Recovery = 102.16% | | |

Target Compounds

| Compound | RT | QIon | Resp. | Conc. | Units | QValue |
|-------------------------------|-------|-------|---------|----------|-------|--------|
| T N-Nitrosodimethylamine | 2.489 | 74.0 | 327207 | 105.8440 | µg/L | 94 |
| T Pyridine | 2.520 | 79.0 | 781307 | 101.3866 | µg/L | 96 |
| T Aniline | 4.664 | 93.0 | 1486078 | 101.5759 | µg/L | 100 |
| T Phenol | 4.695 | 94.0 | 1108149 | 100.3250 | µg/L | 95 |
| T bis(-2-Chloroethyl)Ether | 4.756 | 63.0 | 915490 | 103.4876 | µg/L | 100 |
| T 2-Chlorophenol | 4.797 | 128.0 | 813213 | 104.7723 | µg/L | 99 |
| T 1,3-Dichlorobenzene | 4.940 | 146.0 | 1040847 | 96.9875 | µg/L | 99 |
| T 1,4-Dichlorobenzene | 5.022 | 146.0 | 1031841 | 97.4931 | µg/L | 99 |
| T 1,2-Dichlorobenzene | 5.185 | 146.0 | 1076999 | 97.1544 | µg/L | m 98 |
| T Benzyl Alcohol | 5.196 | 108.0 | 556659 | 111.5430 | µg/L | m 99 |
| T bis(2-chloroisopropyl)Ether | 5.339 | 121.0 | 350887 | 104.2033 | µg/L | 100 |
| T 2-Methylphenol | 5.339 | 107.0 | 810527 | 101.4876 | µg/L | 97 |
| T N-nitroso-Di-n-propylamine | 5.492 | 70.0 | 625192 | 107.8306 | µg/L | 99 |
| T 4Methylphenol/3Methylphenol | 5.522 | 107.0 | 1052442 | 98.4607 | µg/L | 96 |
| T Hexachloroethane | 5.553 | 117.0 | 292032 | 103.3343 | µg/L | 97 |

Quantitation Results Report (QT Reviewed)

| Compound | RT | QIon | Resp. | Conc. | Units | Dev(Min) |
|-------------------------------|--------|-------|---------|----------|-------|----------|
| T Nitrobenzene | 5.655 | 123.1 | 268167 | 107.3631 | µg/L | 91 |
| T Isophorone | 5.951 | 82.0 | 1242317 | 101.2808 | µg/L | 100 |
| T 2-Nitrophenol | 6.013 | 139.0 | 205593 | 99.7953 | µg/L | 95 |
| T 2,4-Dimethylphenol | 6.126 | 122.0 | 730056 | 105.0220 | µg/L | 100 |
| T bis(-2-Chloroethoxy)Methane | 6.218 | 93.0 | 929699 | 105.0635 | µg/L | 98 |
| T Benzoic Acid | 6.321 | 105.0 | 383015 | 104.6118 | µg/L | 99 |
| T 2,4-Dichlorophenol | 6.311 | 162.0 | 537844 | 101.8617 | µg/L | 97 |
| T 1,2,4-Trichlorobenzene | 6.383 | 180.0 | 722645 | 99.6768 | µg/L | 100 |
| T Naphthalene | 6.465 | 128.0 | 2428339 | 101.7902 | µg/L | 99 |
| T 4-Chlorophenol | 6.516 | 130.0 | 204718 | 100.8193 | µg/L | m 89 |
| T p-Chloroaniline | 6.568 | 127.0 | 886799 | 98.7064 | µg/L | 97 |
| T Hexachlorobutadiene | 6.629 | 224.9 | 375752 | 101.0418 | µg/L | 96 |
| T 4-Chloro-2-Methylphenol | 7.050 | 107.0 | 587681 | 105.5595 | µg/L | 99 |
| T 4-Chloro-3-Methylphenol | 7.184 | 107.0 | 560817 | 101.3668 | µg/L | 98 |
| T 2-Methylnaphthalene | 7.287 | 141.0 | 1387396 | 104.7043 | µg/L | m 99 |
| T 1-Methylnaphthalene | 7.399 | 141.0 | 1370402 | 104.3567 | µg/L | m 100 |
| T Hexachlorocyclopentadiene | 7.482 | 236.9 | 200062 | 101.5861 | µg/L | 100 |
| T 2,4,6-Trichlorophenol | 7.646 | 196.0 | 320982 | 100.0863 | µg/L | 98 |
| T 2,4,5-Trichlorophenol | 7.697 | 196.0 | 390137 | 106.7052 | µg/L | 99 |
| T 2-Chloronaphthalene | 7.862 | 162.0 | 1481543 | 105.0183 | µg/L | 100 |
| T 2-Nitroaniline | 8.026 | 65.0 | 242511 | 107.3649 | µg/L | 91 |
| T Dimethyl Phthalate | 8.282 | 163.0 | 1347265 | 103.4430 | µg/L | 99 |
| T 2,6-Dinitrotoluene | 8.333 | 165.0 | 157480 | 107.2990 | µg/L | m 98 |
| T Acenaphthylene | 8.343 | 152.1 | 2290001 | 101.4031 | µg/L | 99 |
| T 3-Nitroaniline | 8.528 | 138.0 | 183220 | 102.0254 | µg/L | 93 |
| T Acenaphthene | 8.558 | 154.0 | 1259630 | 99.2145 | µg/L | 99 |
| T 2,4-Dinitrophenol | 8.661 | 184.0 | 88749 | 105.3855 | µg/L | 90 |
| T Dibenzofuran | 8.773 | 168.0 | 1989551 | 97.2098 | µg/L | 99 |
| T 4-Nitrophenol | 8.814 | 109.0 | 215567 | 102.2039 | µg/L | 94 |
| T 2,4-Dinitrotoluene | 8.814 | 165.0 | 203231 | 103.0923 | µg/L | 97 |
| T Diethylphthalate | 9.141 | 149.0 | 1462789 | 105.7284 | µg/L | 98 |
| T Fluorene | 9.182 | 166.0 | 1652480 | 98.6630 | µg/L | 97 |
| T 4-Chlorophenyl-phenylether | 9.223 | 204.0 | 722331 | 101.7278 | µg/L | 98 |
| T 4-Nitroaniline | 9.274 | 138.0 | 187377 | 101.7774 | µg/L | 96 |
| T 4,6-Dinitro-2-methylphenol | 9.295 | 198.0 | 116683 | 102.5408 | µg/L | 96 |
| T N-nitrosodiphenylamine | 9.377 | 169.0 | 1029665 | 99.4672 | µg/L | 98 |
| T Azobenzene | 9.407 | 77.0 | 1452604 | 104.2442 | µg/L | 97 |
| T 4-Bromophenyl-phenylether | 9.806 | 248.0 | 407509 | 103.4865 | µg/L | 94 |
| T Hexachlorobenzene | 9.837 | 283.9 | 357252 | 98.6767 | µg/L | 97 |
| T Pentachlorophenol | 10.100 | 265.9 | 149246 | 104.4608 | µg/L | 95 |
| T Phenanthrene | 10.333 | 178.0 | 2148983 | 96.5186 | µg/L | 98 |
| T Anthracene | 10.404 | 178.0 | 2212422 | 104.2246 | µg/L | 99 |
| T Triallate | 10.465 | 86.0 | 452135 | 99.5231 | µg/L | 98 |
| T Carbazole | 10.647 | 167.0 | 2150549 | 99.5013 | µg/L | 100 |
| T o-Terphenyl | 10.870 | 230.0 | 1088882 | 99.8356 | µg/L | 99 |
| T Di-n-Butylphthalate | 11.265 | 149.0 | 2028911 | 105.0116 | µg/L | 100 |
| T Fluoranthene | 12.187 | 202.0 | 2227987 | 100.9576 | µg/L | 99 |
| T Benzidine | 12.592 | 184.0 | 830275 | 104.7223 | µg/L | 99 |
| T Pyrene | 12.632 | 202.0 | 2401643 | 100.4969 | µg/L | 98 |
| T Butylbenzylphthalate | 14.633 | 149.0 | 631434 | 105.1557 | µg/L | 95 |
| T Benzo(a)Anthracene | 15.870 | 228.0 | 1608636 | 100.2055 | µg/L | 100 |
| T Chrysene | 15.982 | 228.0 | 1846376 | 100.6929 | µg/L | 98 |
| T 3,3-Dichlorobenzidine | 16.023 | 252.0 | 529237 | 106.2854 | µg/L | 99 |
| T bis(2-ethylhexyl)Phthalate | 16.708 | 167.0 | 214493 | 104.8539 | µg/L | 95 |
| T Di-n-octyl Phthalate | 18.386 | 149.0 | 1535607 | 103.7532 | µg/L | 100 |

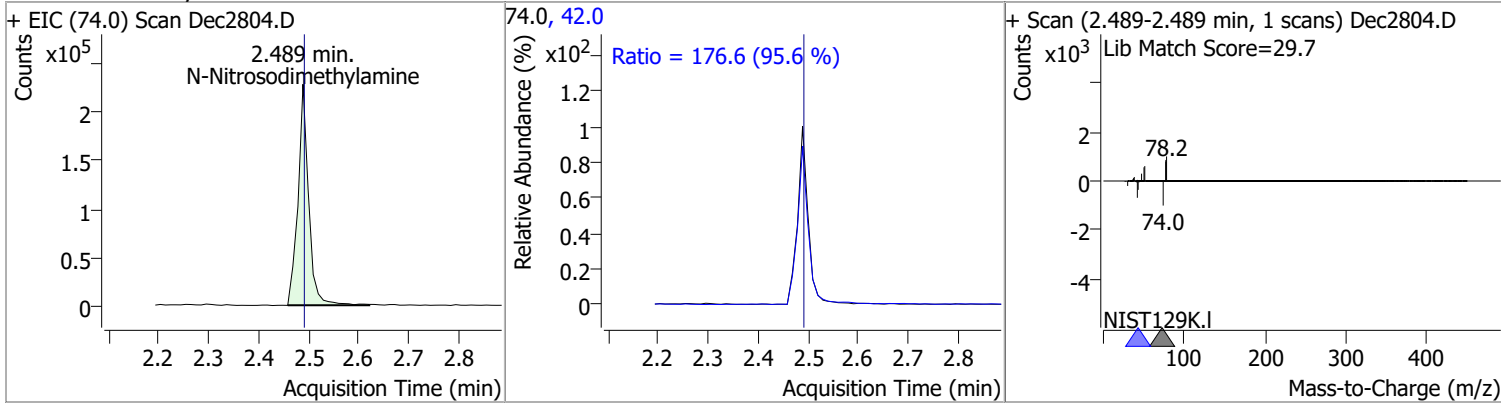
Quantitation Results Report (QT Reviewed)

| Compound | RT | QIon | Resp. | Conc. | Units | Dev(Min) |
|---------------------------|--------|-------|---------|----------|-------|----------|
| T Benzo(b)fluoranthene | 18.639 | 252.0 | 1531709 | 100.3677 | µg/L | 100 |
| T Benzo(k)fluoranthene | 18.700 | 252.0 | 1670974 | 100.9583 | µg/L | 99 |
| T Benzo(a)pyrene | 19.226 | 252.0 | 1424857 | 97.3735 | µg/L | 98 |
| T Indeno(1,2,3-c,d)pyrene | 20.968 | 276.0 | 1118524 | 100.5804 | µg/L | 99 |
| T Dibenzo(a,h)anthracene | 21.029 | 278.0 | 1209636 | 98.9596 | µg/L | 99 |
| T Benzo(g,h,i)perylene | 21.302 | 276.0 | 1382277 | 101.2584 | µg/L | 99 |

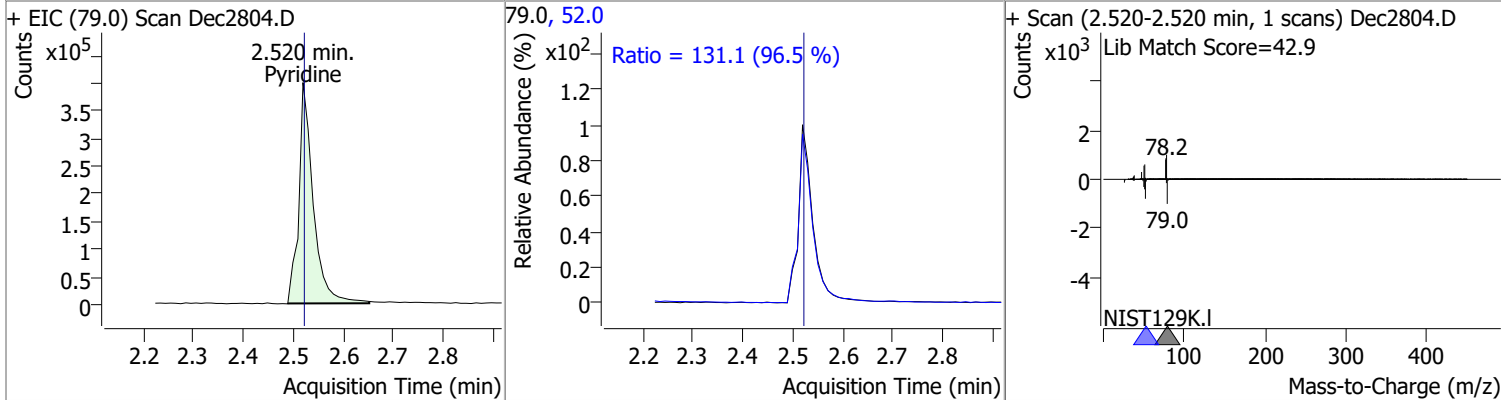
(#) = Qualifier Out of Range; (m) = Manual Integration; (+) = Area Summed; (*) = Surrogate Percent Recovery Out of Range; (d): Zeroed Peak

Quantitation Results Report (QT Reviewed)

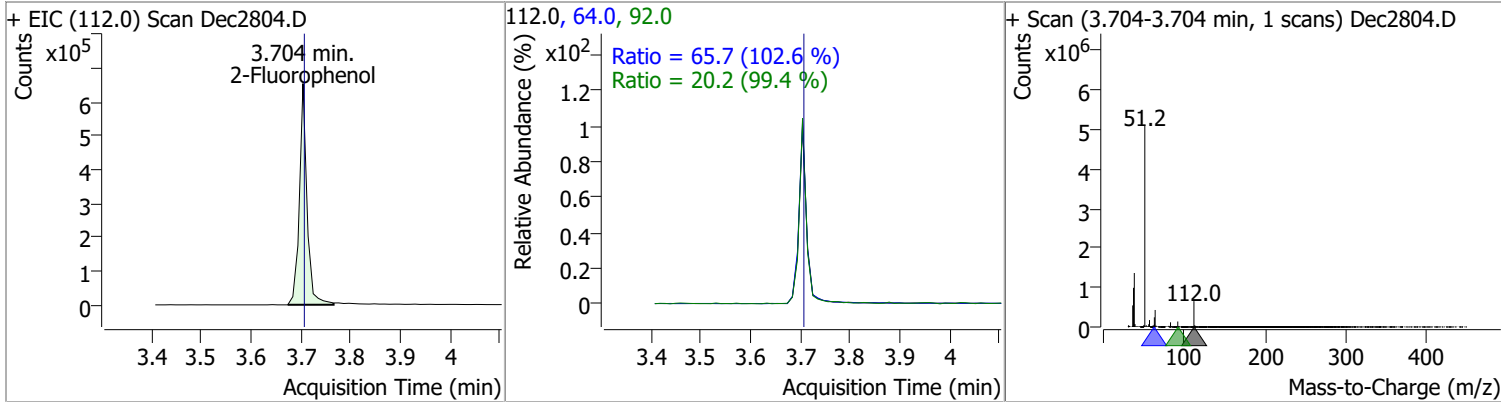
| Compound | Conc. | RT | Dev(Min) | Resp. | QIon | QRatio | Lower | Upper |
|------------------------|----------|------|----------|--------|------|--------|-------|-------|
| N-Nitrosodimethylamine | 105.8440 | 2.49 | 0.00 | 327207 | 42.0 | 176.6 | 129.3 | 240.2 |



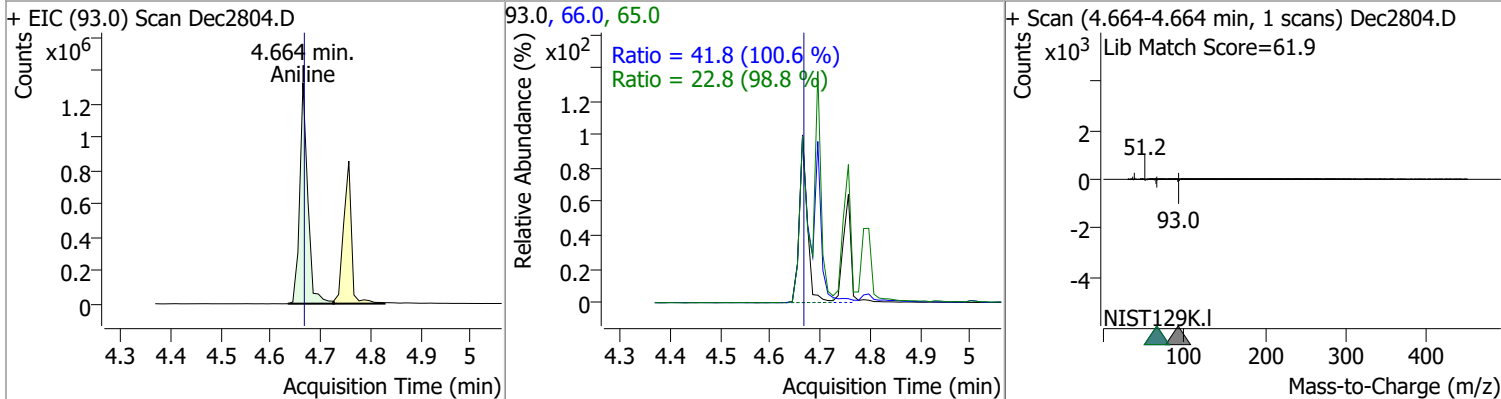
| Compound | Conc. | RT | Dev(Min) | Resp. | QIon | QRatio | Lower | Upper |
|----------|----------|------|----------|--------|------|--------|-------|-------|
| Pyridine | 101.3866 | 2.52 | 0.00 | 781307 | 52.0 | 131.1 | 95.0 | 176.5 |



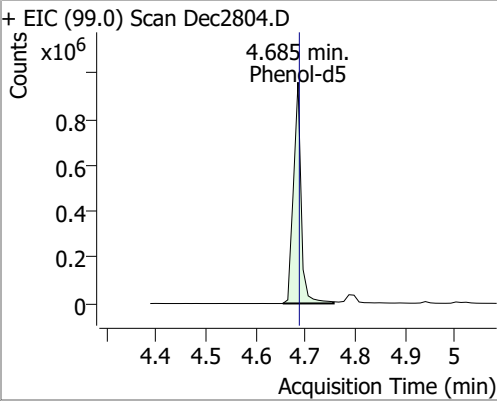
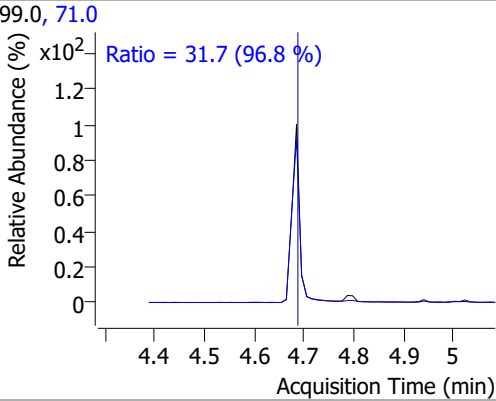
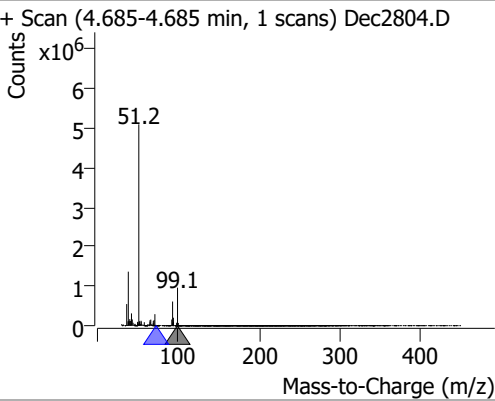
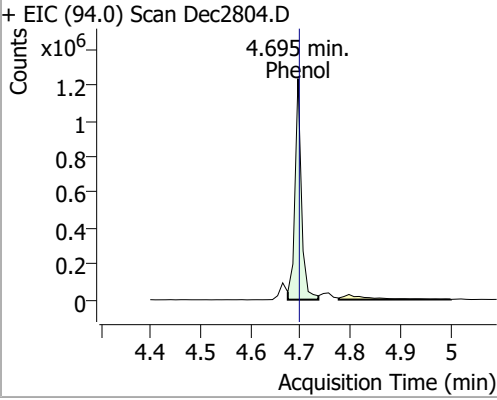
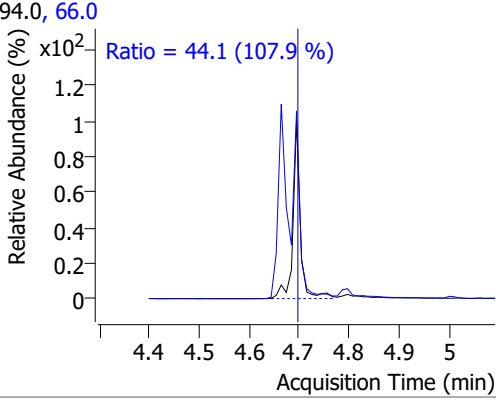
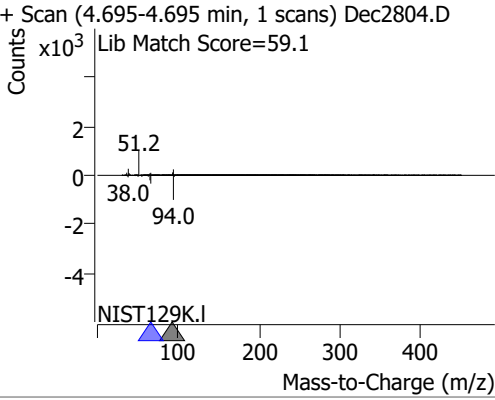
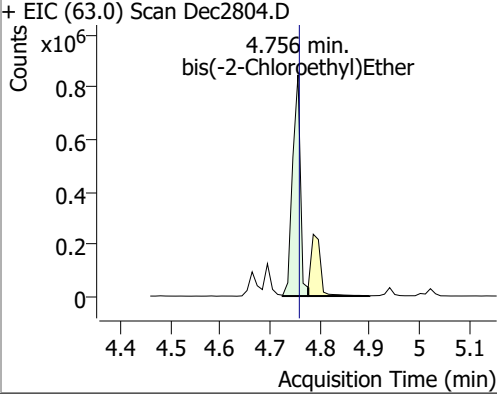
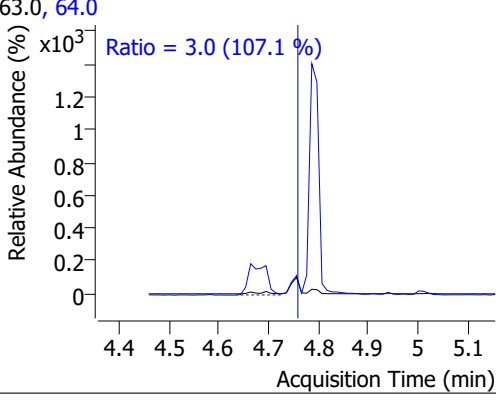
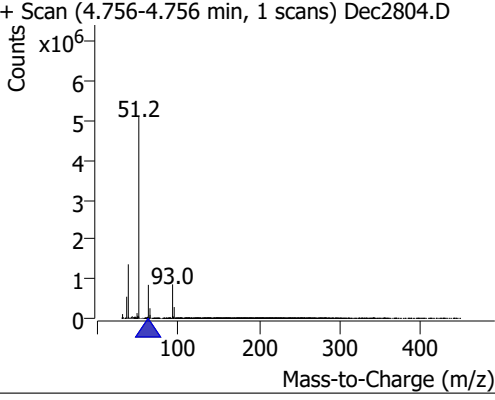
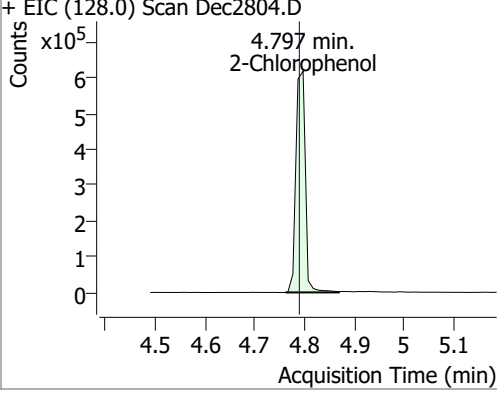
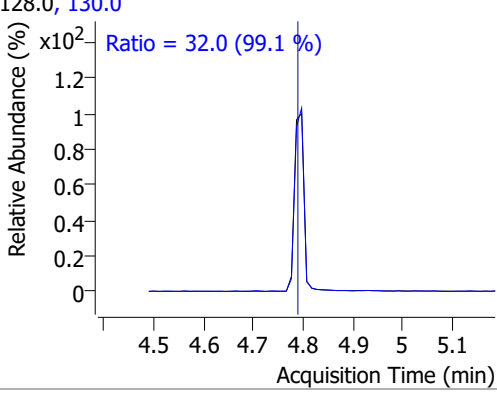
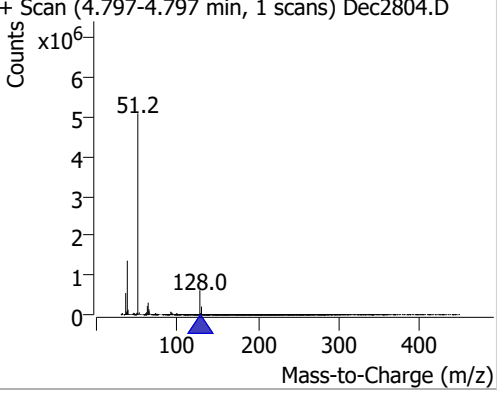
| Compound | Conc. | RT | Dev(Min) | Resp. | QIon | QRatio | Lower | Upper |
|----------------|---------|------|----------|--------|------|--------|-------|-------|
| 2-Fluorophenol | 97.5123 | 3.70 | 0.00 | 686470 | 64.0 | 65.7 | 44.8 | 83.2 |
| | | | | | 92.0 | 20.2 | 14.2 | 26.4 |



| Compound | Conc. | RT | Dev(Min) | Resp. | QIon | QRatio | Lower | Upper |
|----------|----------|------|----------|---------|------|--------|-------|-------|
| Aniline | 101.5759 | 4.66 | 0.00 | 1486078 | 66.0 | 41.8 | 29.1 | 54.1 |
| | | | | | 65.0 | 22.8 | 16.2 | 30.0 |

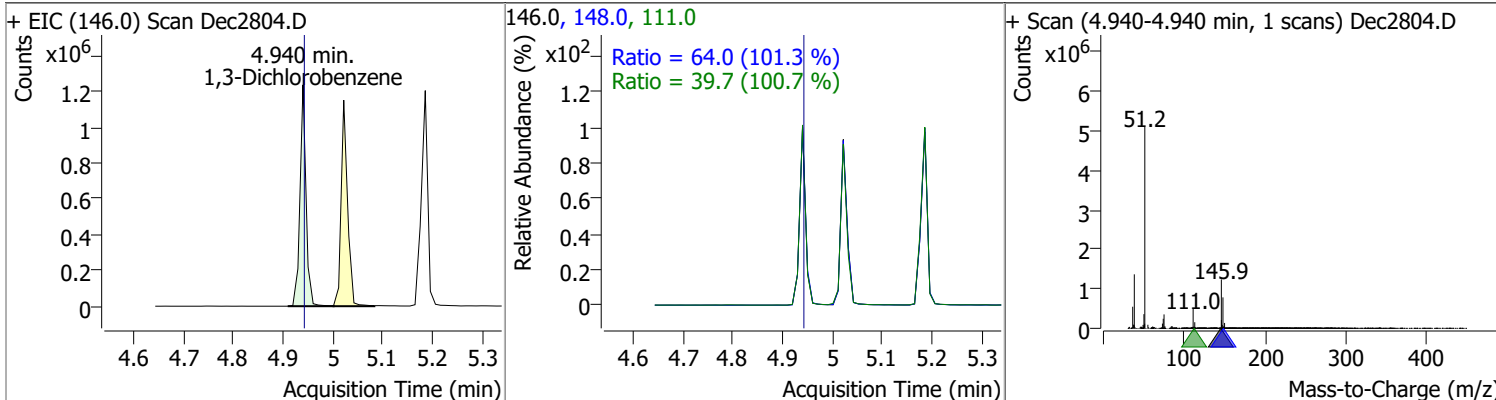


Quantitation Results Report (QT Reviewed)

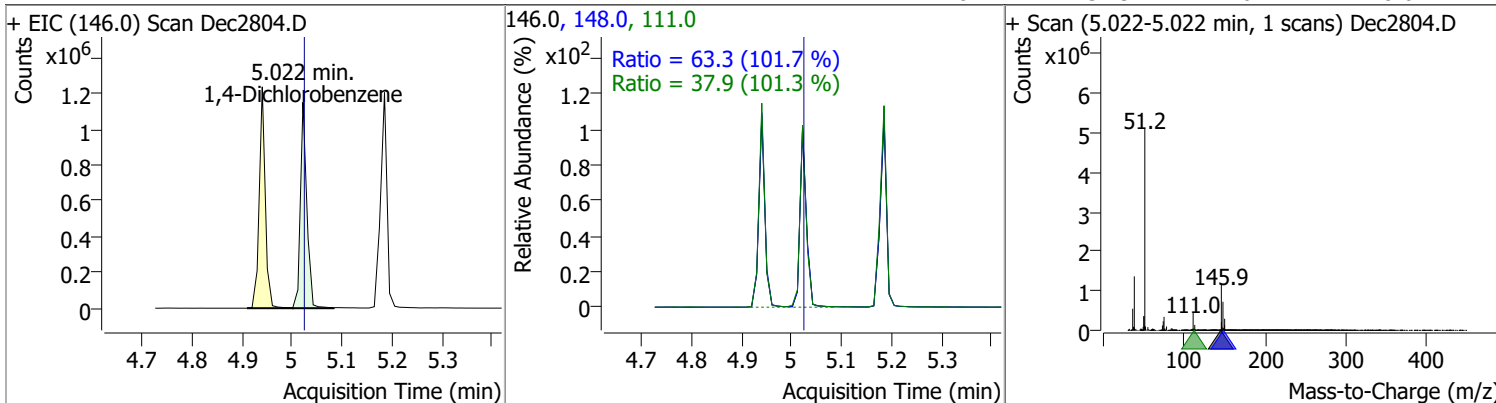
| Compound | Conc. | RT | Dev(Min) | Resp. | QIon | QRatio | Lower | Upper |
|--|--|------------------------|--------------|---|-------|---|-------|-------|
| Phenol-d5 | 103.0574 | 4.68 | 0.00 | 1020605 | 71.0 | 31.7 | 22.9 | 42.5 |
| + EIC (99.0) Scan Dec2804.D | | | 99.0, 71.0 | | | + Scan (4.685-4.685 min, 1 scans) Dec2804.D | | |
|  |  | Ratio = 31.7 (96.8 %) | |  | | | | |
| Phenol | 100.3250 | 4.70 | 0.00 | 1108149 | 66.0 | 44.1 | 28.6 | 53.1 |
| + EIC (94.0) Scan Dec2804.D | | | 94.0, 66.0 | | | + Scan (4.695-4.695 min, 1 scans) Dec2804.D | | |
|  |  | Ratio = 44.1 (107.9 %) | |  | | | | |
| | | | | Lib Match Score=59.1 | | | | |
| bis(-2-Chloroethyl)Ether | 103.4876 | 4.76 | 0.00 | 915490 | 64.0 | 3.0 | 1.9 | 3.6 |
| + EIC (63.0) Scan Dec2804.D | | | 63.0, 64.0 | | | + Scan (4.756-4.756 min, 1 scans) Dec2804.D | | |
|  |  | Ratio = 3.0 (107.1 %) | |  | | | | |
| 2-Chlorophenol | 104.7723 | 4.80 | 0.01 | 813213 | 130.0 | 32.0 | 22.6 | 42.0 |
| + EIC (128.0) Scan Dec2804.D | | | 128.0, 130.0 | | | + Scan (4.797-4.797 min, 1 scans) Dec2804.D | | |
|  |  | Ratio = 32.0 (99.1 %) | |  | | | | |

Quantitation Results Report (QT Reviewed)

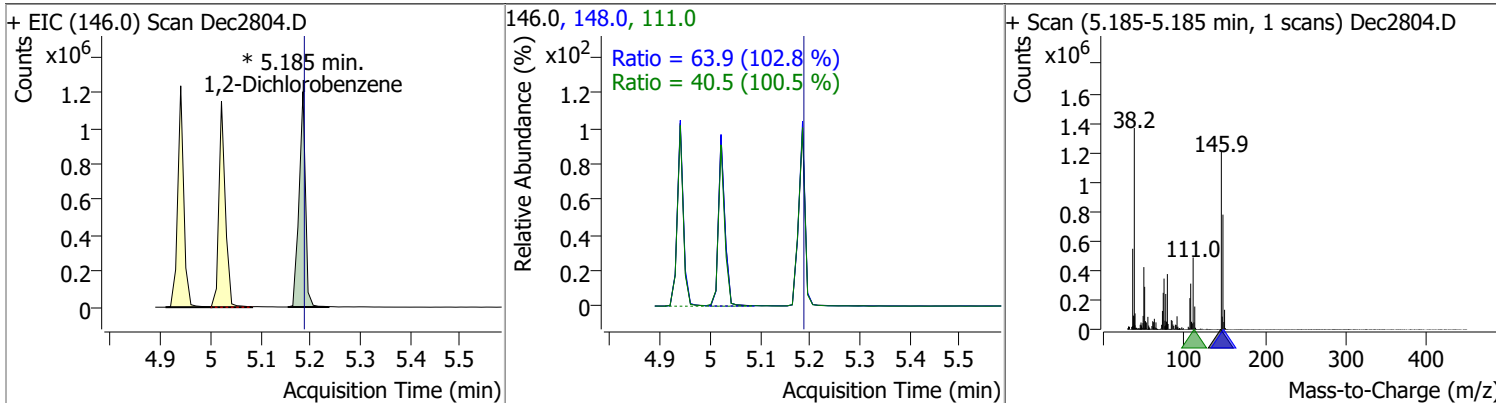
| Compound | Conc. | RT | Dev(Min) | Resp. | QIon | QRatio | Lower | Upper |
|---------------------|---------|------|----------|---------|-------|--------|-------|-------|
| 1,3-Dichlorobenzene | 96.9875 | 4.94 | 0.00 | 1040847 | 148.0 | 64.0 | 44.2 | 82.2 |
| | | | | | 111.0 | 39.7 | 27.6 | 51.2 |



| Compound | Conc. | RT | Dev(Min) | Resp. | QIon | QRatio | Lower | Upper |
|---------------------|---------|------|----------|---------|-------|--------|-------|-------|
| 1,4-Dichlorobenzene | 97.4931 | 5.02 | 0.00 | 1031841 | 148.0 | 63.3 | 43.6 | 80.9 |
| | | | | | 111.0 | 37.9 | 26.2 | 48.6 |

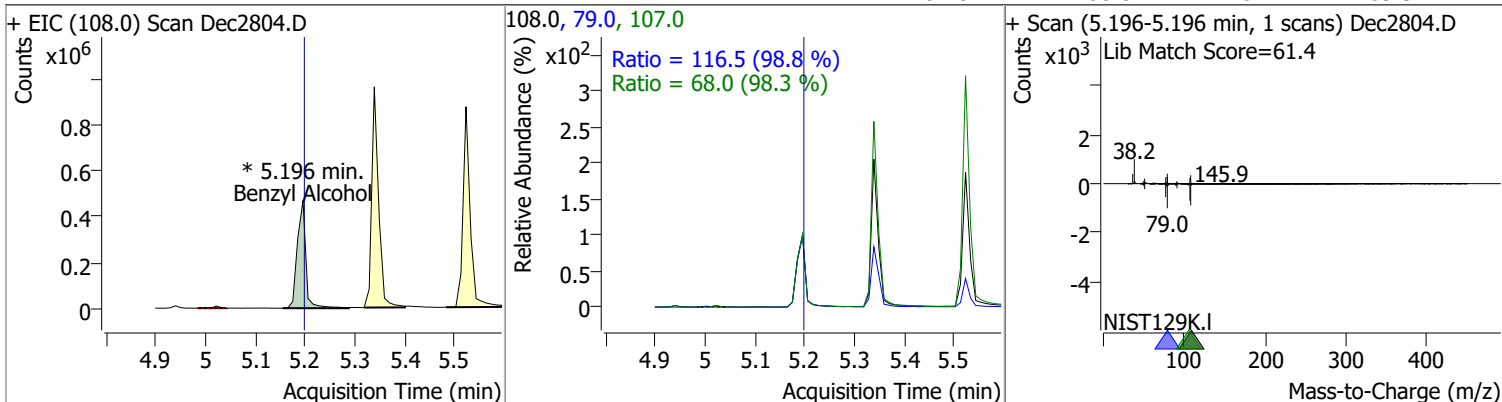


| Compound | Conc. | RT | Dev(Min) | Resp. | QIon | QRatio | Lower | Upper |
|---------------------|---------|------|----------|-------------|-------|--------|-------|-------|
| 1,2-Dichlorobenzene | 97.1544 | 5.19 | 0.00 | 1076999 (m) | 148.0 | 63.9 | 43.6 | 80.9 |
| | | | | | 111.0 | 40.5 | 28.2 | 52.4 |

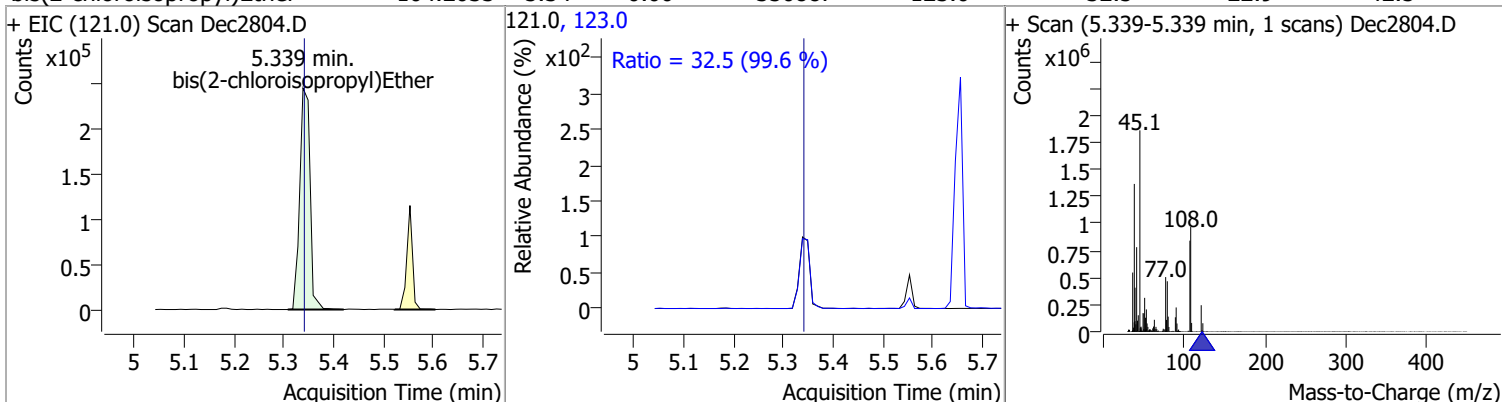


Quantitation Results Report (QT Reviewed)

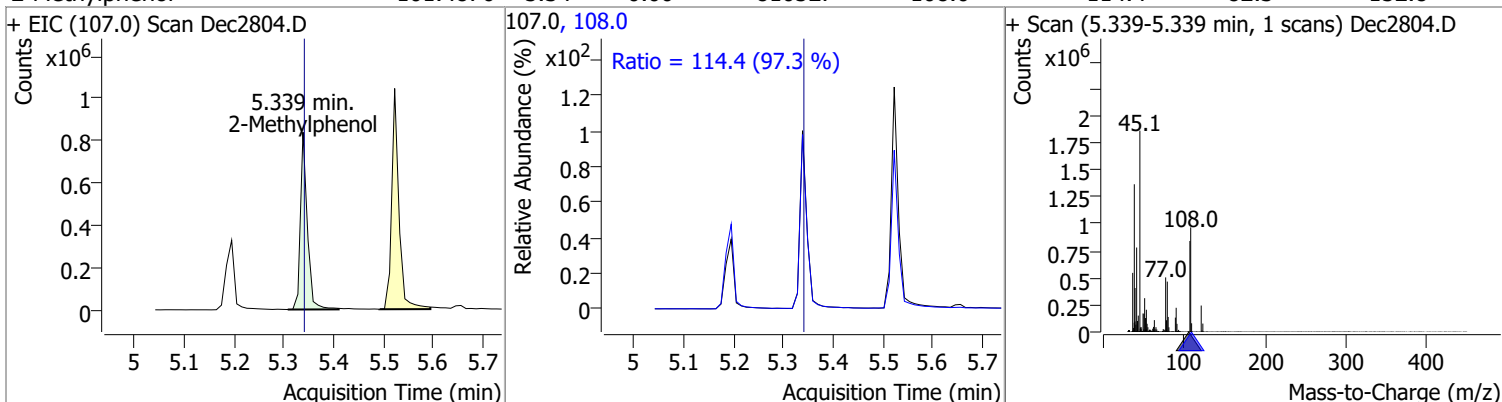
| Compound | Conc. | RT | Dev(Min) | Resp. | QIon | QRatio | Lower | Upper |
|----------------|----------|------|----------|------------|-------|--------|-------|-------|
| Benzyl Alcohol | 111.5430 | 5.20 | 0.00 | 556659 (m) | 79.0 | 116.5 | 82.5 | 153.3 |
| | | | | | 107.0 | 68.0 | 48.4 | 89.9 |



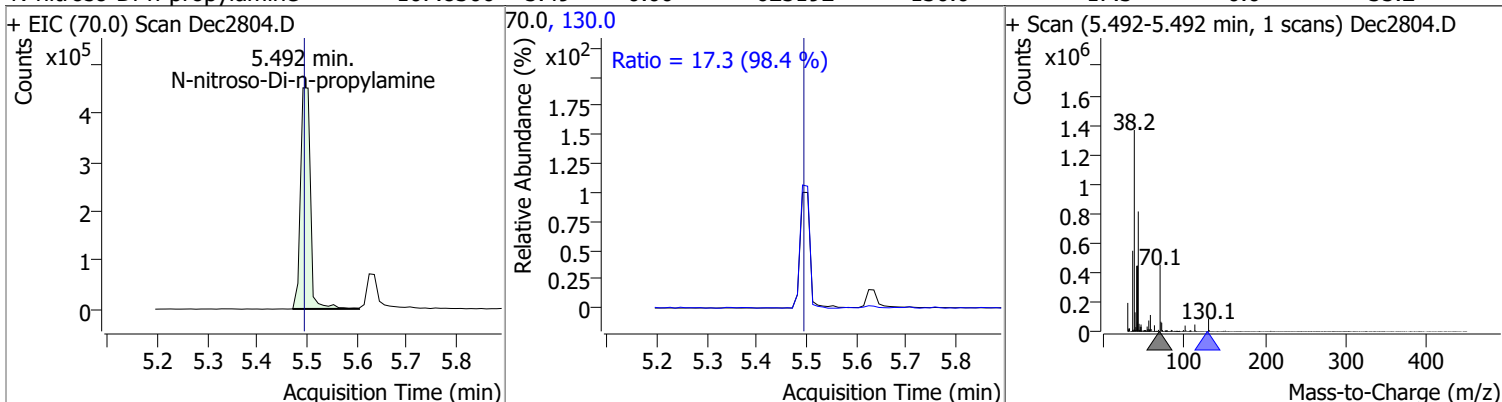
| Compound | Conc. | RT | Dev(Min) | Resp. | QIon | QRatio | Lower | Upper |
|-----------------------------|----------|------|----------|--------|-------|--------|-------|-------|
| bis(2-chloroisopropyl)Ether | 104.2033 | 5.34 | 0.00 | 350887 | 123.0 | 32.5 | 22.9 | 42.5 |



| Compound | Conc. | RT | Dev(Min) | Resp. | QIon | QRatio | Lower | Upper |
|----------------|----------|------|----------|--------|-------|--------|-------|-------|
| 2-Methylphenol | 101.4876 | 5.34 | 0.00 | 810527 | 108.0 | 114.4 | 82.3 | 152.8 |

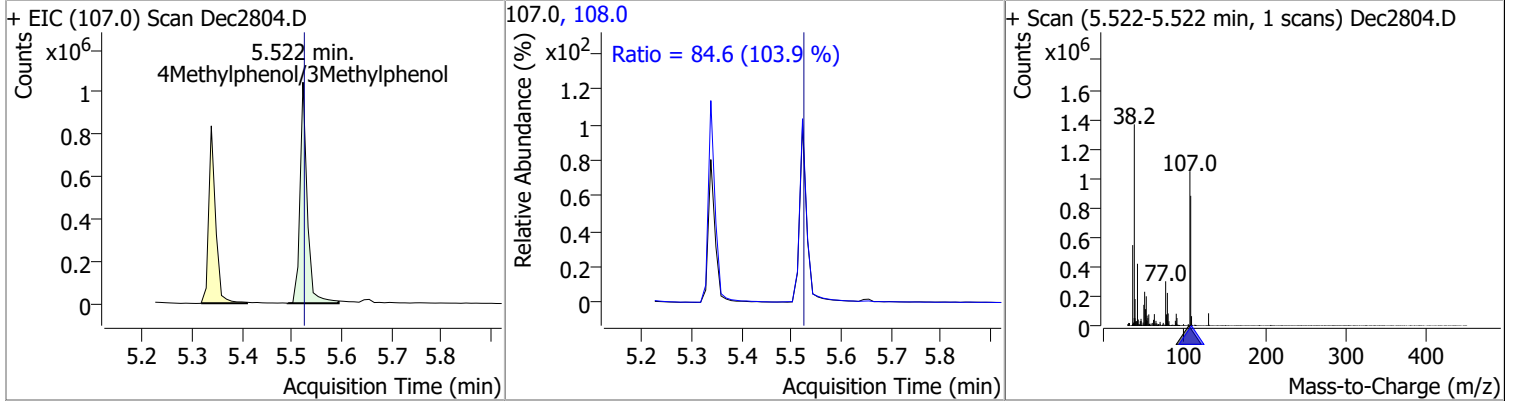


| Compound | Conc. | RT | Dev(Min) | Resp. | QIon | QRatio | Lower | Upper |
|----------------------------|----------|------|----------|--------|-------|--------|-------|-------|
| N-nitroso-Di-n-propylamine | 107.8306 | 5.49 | 0.00 | 625192 | 130.0 | 17.3 | 0.0 | 35.2 |

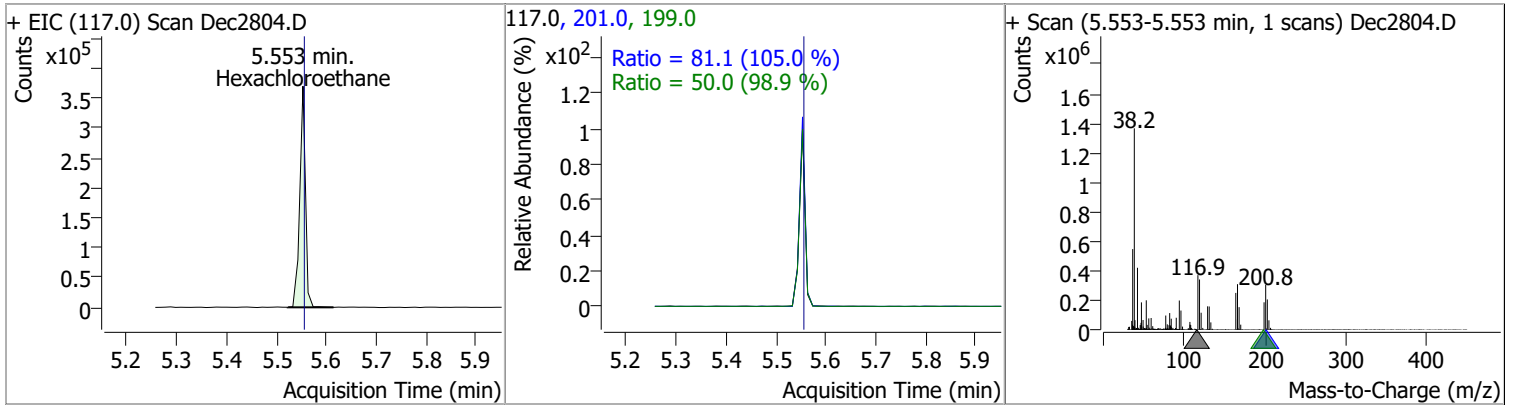


Quantitation Results Report (QT Reviewed)

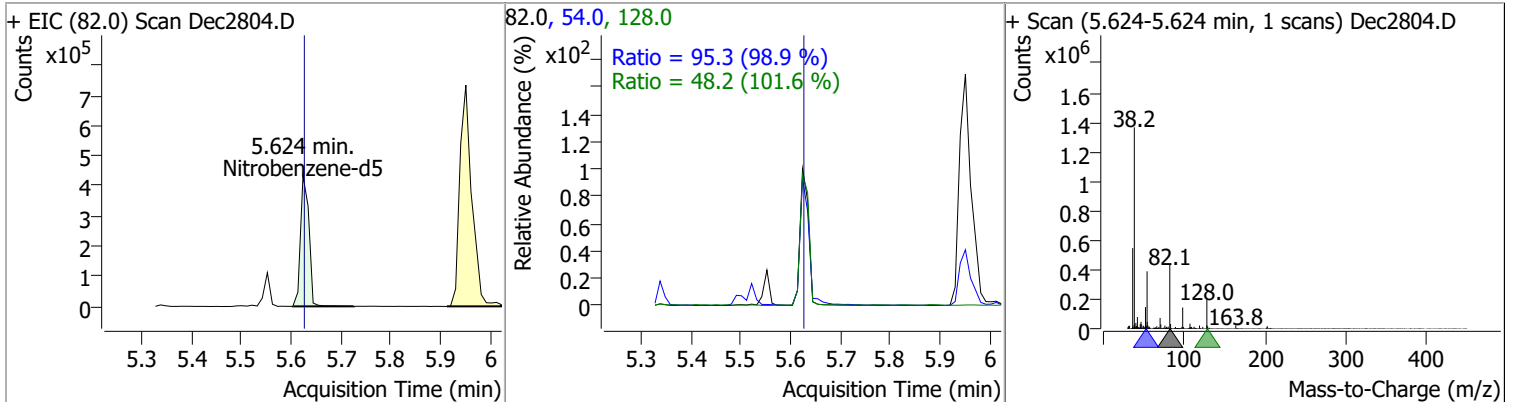
| Compound | Conc. | RT | Dev(Min) | Resp. | QIon | QRatio | Lower | Upper |
|-----------------------------|---------|------|----------|---------|-------|--------|-------|-------|
| 4Methylphenol/3Methylphenol | 98.4607 | 5.52 | 0.00 | 1052442 | 108.0 | 84.6 | 57.0 | 105.8 |



| Compound | Conc. | RT | Dev(Min) | Resp. | QIon | QRatio | Lower | Upper |
|------------------|----------|------|----------|--------|-------|--------|-------|-------|
| Hexachloroethane | 103.3343 | 5.55 | 0.00 | 292032 | 201.0 | 81.1 | 54.1 | 100.4 |
| | | | | | 199.0 | 50.0 | 35.4 | 65.7 |

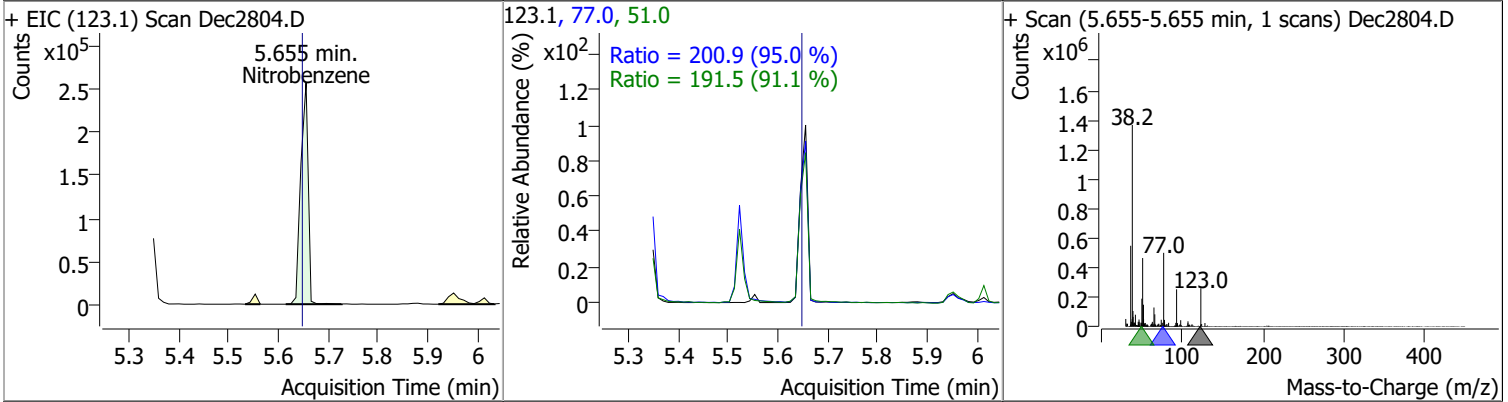


| Compound | Conc. | RT | Dev(Min) | Resp. | QIon | QRatio | Lower | Upper |
|-----------------|----------|------|----------|--------|-------|--------|-------|-------|
| Nitrobenzene-d5 | 103.9889 | 5.62 | 0.00 | 511730 | 54.0 | 95.3 | 67.5 | 125.4 |
| | | | | | 128.0 | 48.2 | 33.2 | 61.6 |

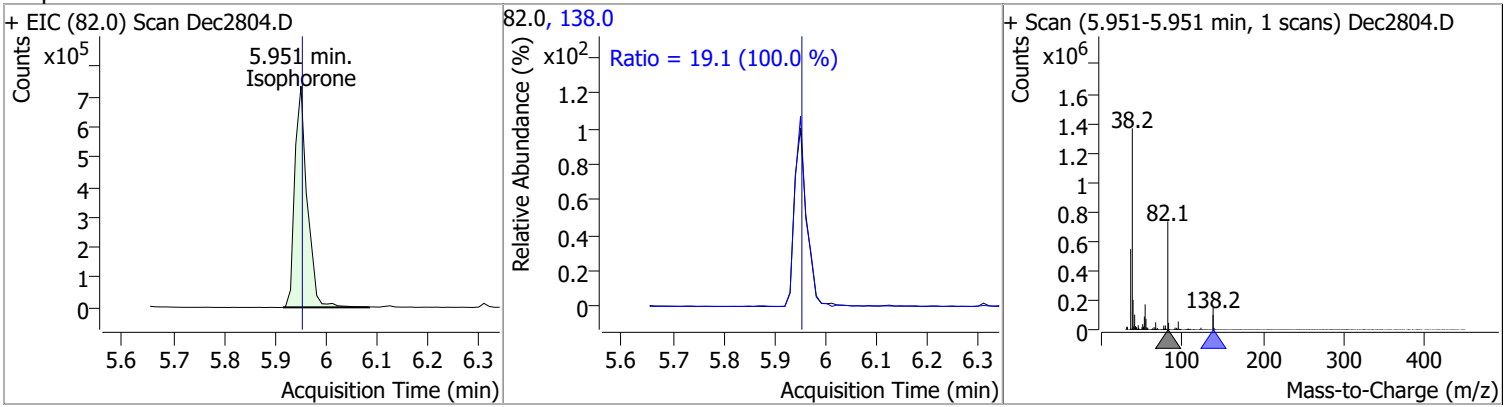


Quantitation Results Report (QT Reviewed)

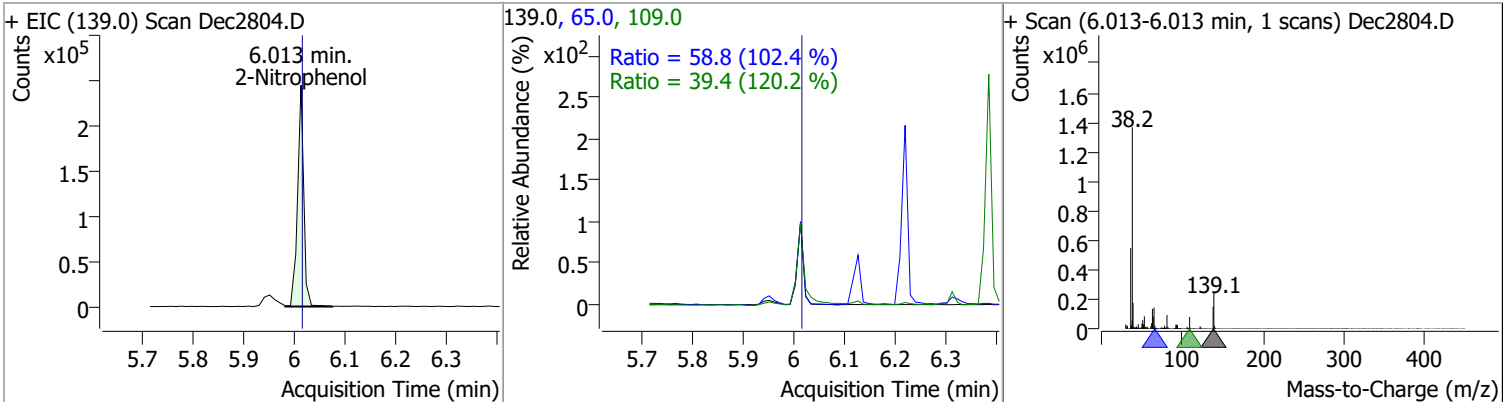
| Compound | Conc. | RT | Dev(Min) | Resp. | QIon | QRatio | Lower | Upper |
|--------------|----------|------|----------|--------|------|--------|-------|-------|
| Nitrobenzene | 107.3631 | 5.66 | 0.01 | 268167 | 77.0 | 200.9 | 148.0 | 274.8 |
| | | | | | 51.0 | 191.5 | 147.2 | 273.4 |



| Compound | Conc. | RT | Dev(Min) | Resp. | QIon | QRatio | Lower | Upper |
|------------|----------|------|----------|---------|-------|--------|-------|-------|
| Isophorone | 101.2808 | 5.95 | 0.00 | 1242317 | 138.0 | 19.1 | 13.3 | 24.8 |

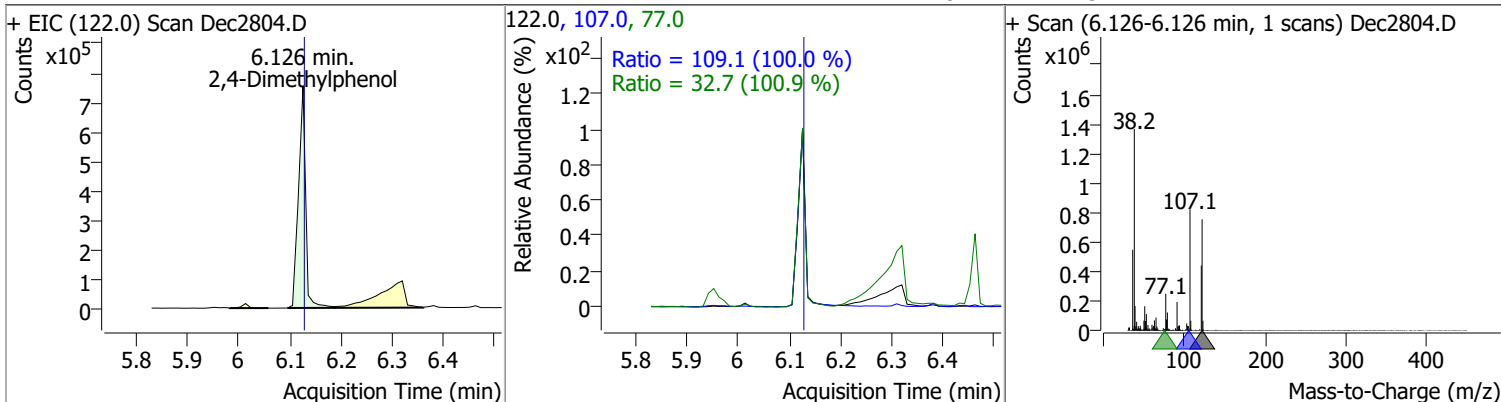


| Compound | Conc. | RT | Dev(Min) | Resp. | QIon | QRatio | Lower | Upper |
|---------------|---------|------|----------|--------|-------|--------|-------|-------|
| 2-Nitrophenol | 99.7953 | 6.01 | 0.00 | 205593 | 65.0 | 58.8 | 40.2 | 74.6 |
| | | | | | 109.0 | 39.4 | 22.9 | 42.6 |

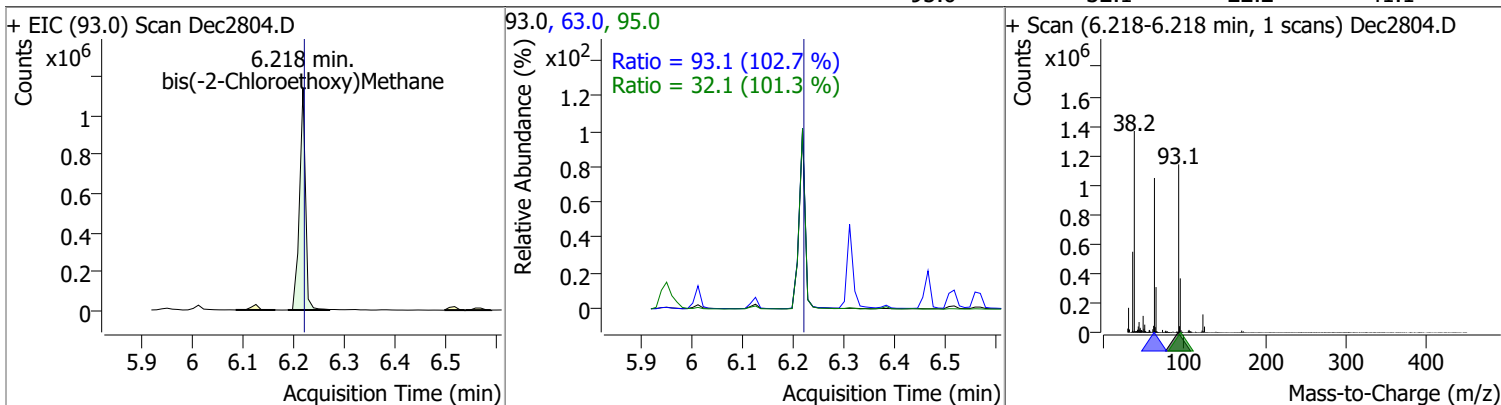


Quantitation Results Report (QT Reviewed)

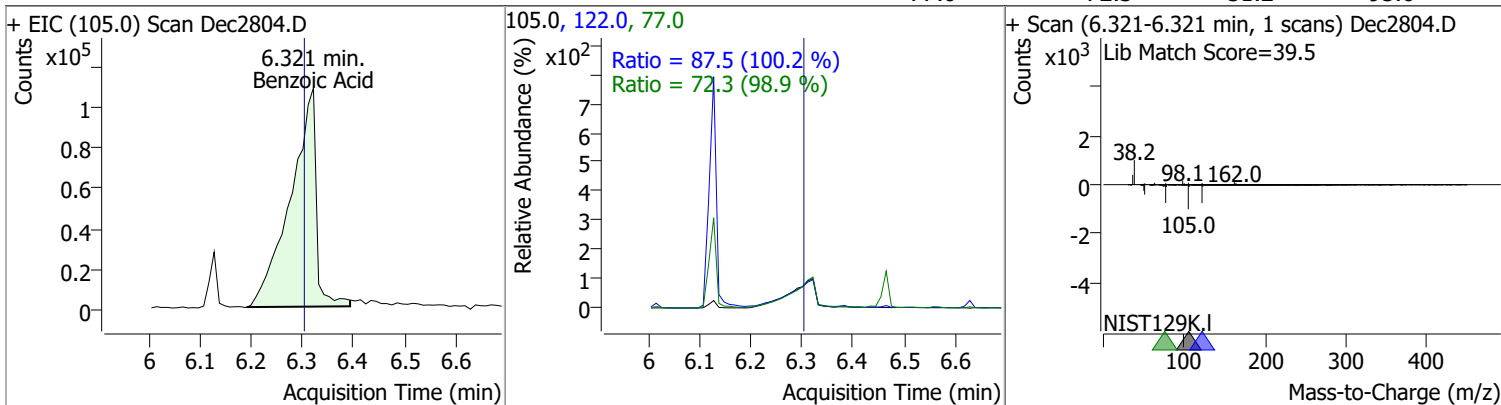
| Compound | Conc. | RT | Dev(Min) | Resp. | QIon | QRatio | Lower | Upper |
|--------------------|----------|------|----------|--------|-------|--------|-------|-------|
| 2,4-Dimethylphenol | 105.0220 | 6.13 | 0.00 | 730056 | 107.0 | 109.1 | 76.4 | 141.8 |
| | | | | | 77.0 | 32.7 | 22.7 | 42.1 |



| Compound | Conc. | RT | Dev(Min) | Resp. | QIon | QRatio | Lower | Upper |
|-----------------------------|----------|------|----------|--------|------|--------|-------|-------|
| bis(-2-Chloroethoxy)Methane | 105.0635 | 6.22 | 0.00 | 929699 | 63.0 | 93.1 | 63.5 | 117.9 |
| | | | | | 95.0 | 32.1 | 22.2 | 41.1 |

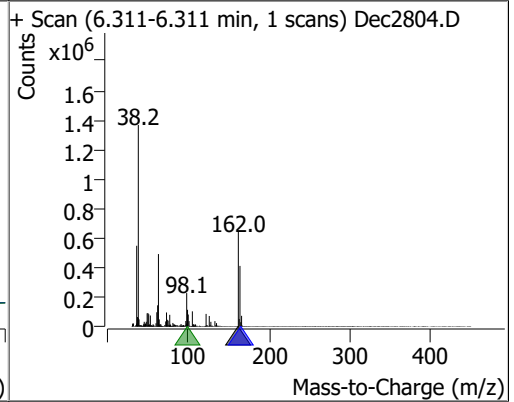
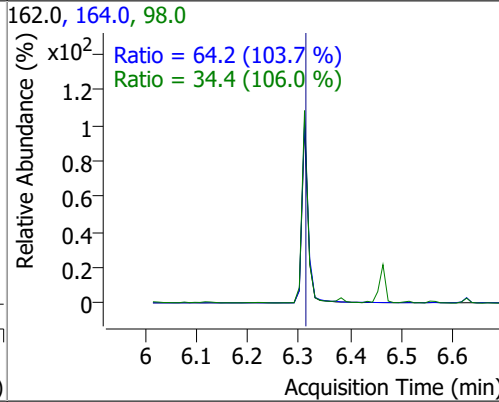
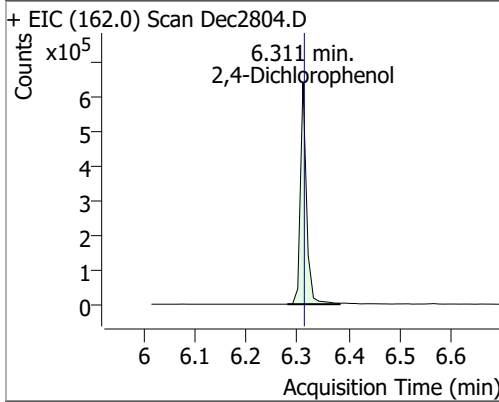


| Compound | Conc. | RT | Dev(Min) | Resp. | QIon | QRatio | Lower | Upper |
|--------------|----------|------|----------|--------|-------|--------|-------|-------|
| Benzoic Acid | 104.6118 | 6.32 | 0.02 | 383015 | 122.0 | 87.5 | 61.1 | 113.6 |
| | | | | | 77.0 | 72.3 | 51.2 | 95.0 |

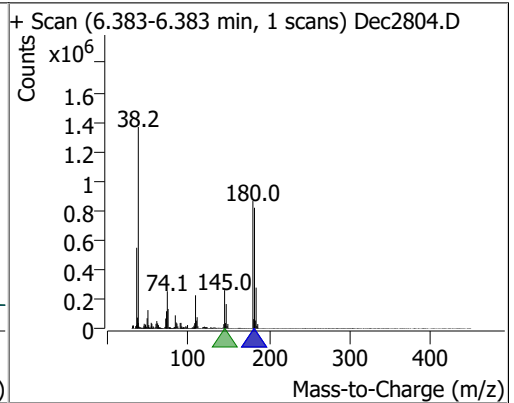
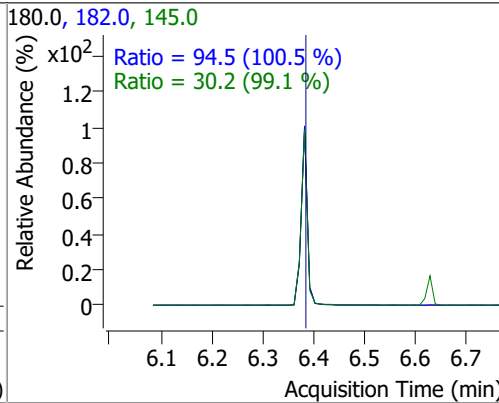
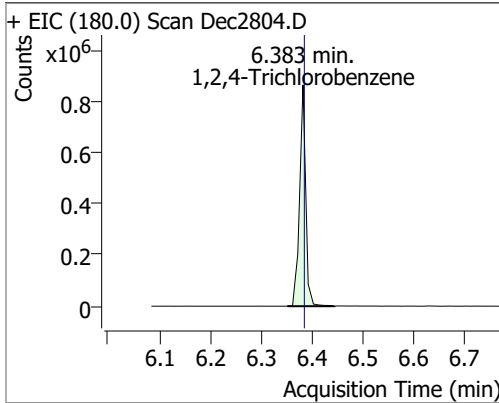


Quantitation Results Report (QT Reviewed)

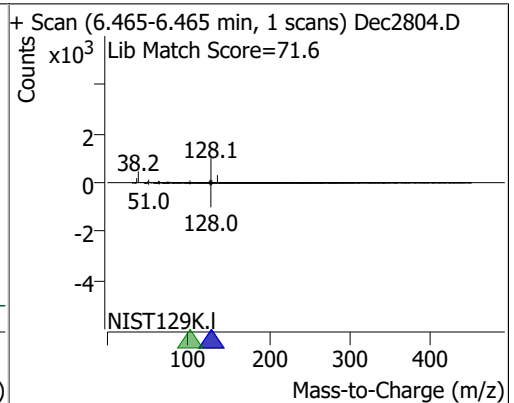
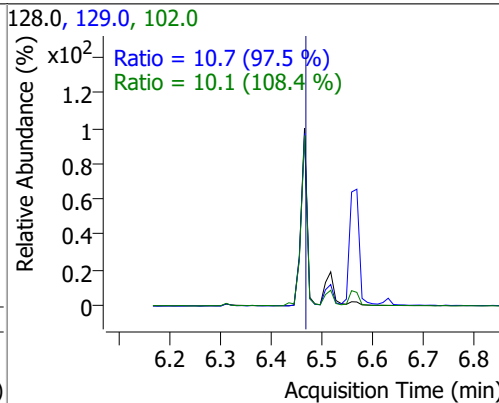
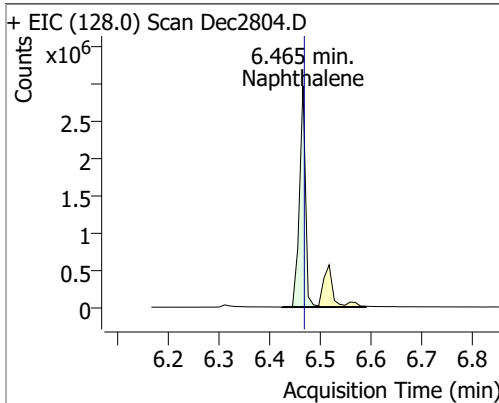
| Compound | Conc. | RT | Dev(Min) | Resp. | QIon | QRatio | Lower | Upper |
|--------------------|----------|------|----------|--------|-------|--------|-------|-------|
| 2,4-Dichlorophenol | 101.8617 | 6.31 | 0.00 | 537844 | 164.0 | 64.2 | 43.4 | 80.5 |
| | | | | | 98.0 | 34.4 | 22.7 | 42.1 |



| Compound | Conc. | RT | Dev(Min) | Resp. | QIon | QRatio | Lower | Upper |
|------------------------|---------|------|----------|--------|-------|--------|-------|-------|
| 1,2,4-Trichlorobenzene | 99.6768 | 6.38 | 0.00 | 722645 | 182.0 | 94.5 | 65.8 | 122.3 |
| | | | | | 145.0 | 30.2 | 21.3 | 39.6 |

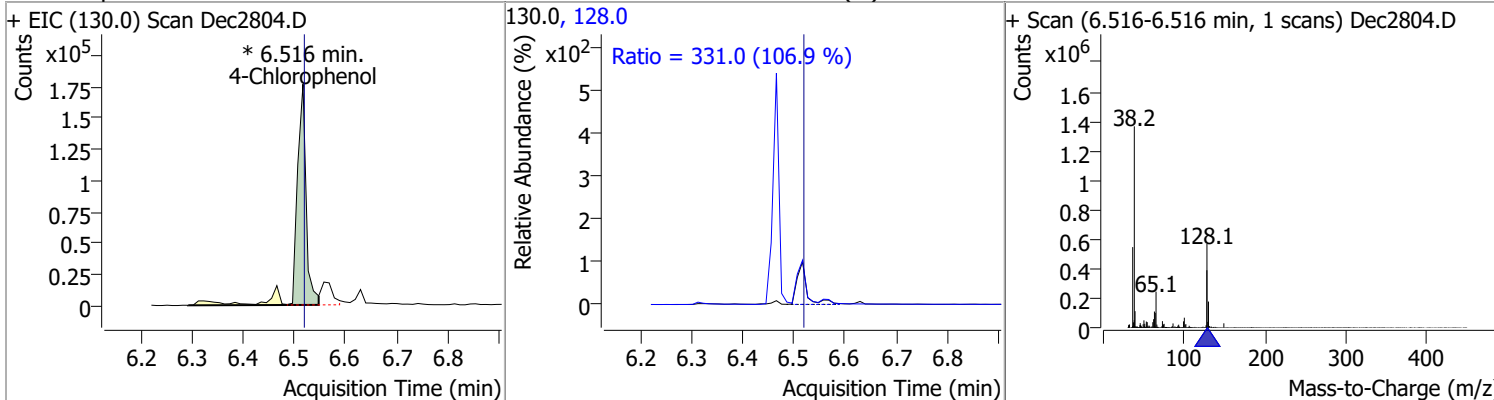


| Compound | Conc. | RT | Dev(Min) | Resp. | QIon | QRatio | Lower | Upper |
|-------------|----------|------|----------|---------|-------|--------|-------|-------|
| Naphthalene | 101.7902 | 6.46 | 0.00 | 2428339 | 129.0 | 10.7 | 7.7 | 14.2 |
| | | | | | 102.0 | 10.1 | 6.5 | 12.1 |

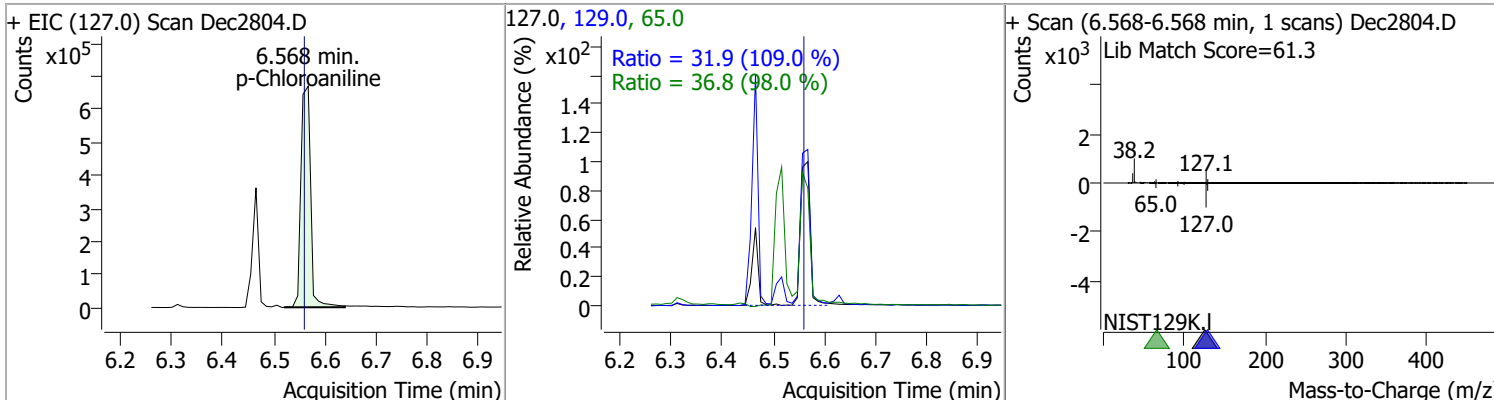


Quantitation Results Report (QT Reviewed)

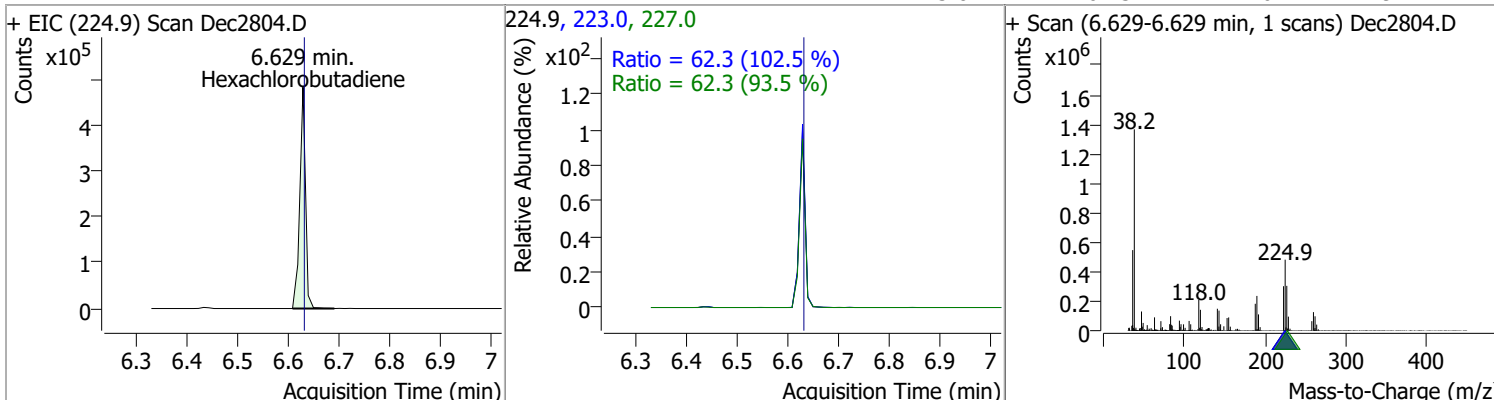
| Compound | Conc. | RT | Dev(Min) | Resp. | QIon | QRatio | Lower | Upper |
|----------------|----------|------|----------|------------|-------|--------|-------|-------|
| 4-Chlorophenol | 100.8193 | 6.52 | 0.00 | 204718 (m) | 128.0 | 331.0 | 216.8 | 402.6 |



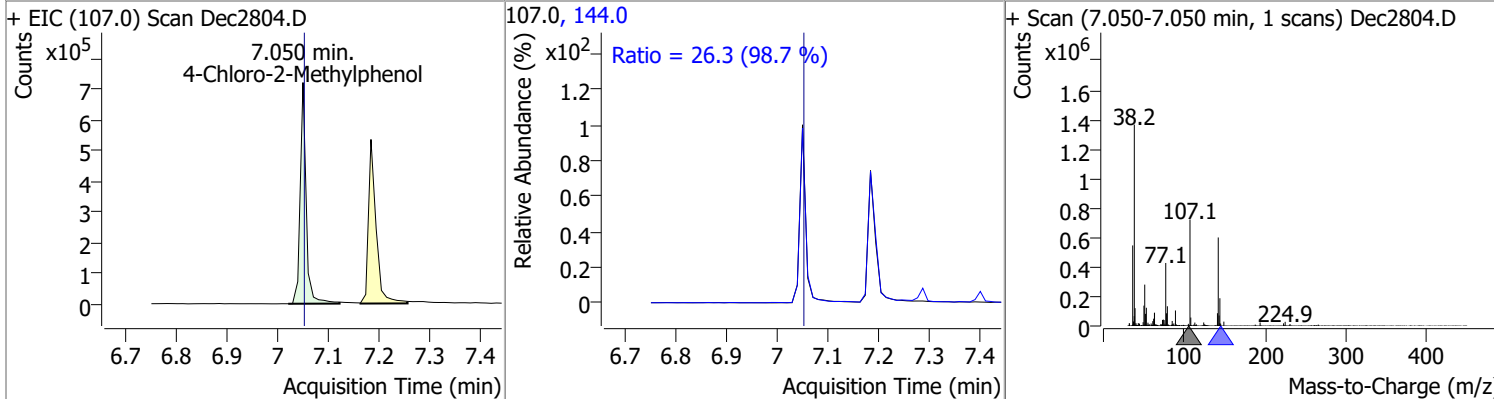
| Compound | Conc. | RT | Dev(Min) | Resp. | QIon | QRatio | Lower | Upper |
|-----------------|---------|------|----------|--------|-------|--------|-------|-------|
| p-Chloroaniline | 98.7064 | 6.57 | 0.01 | 886799 | 65.0 | 36.8 | 26.3 | 48.8 |
| | | | | | 129.0 | 31.9 | 20.5 | 38.0 |



| Compound | Conc. | RT | Dev(Min) | Resp. | QIon | QRatio | Lower | Upper |
|---------------------|----------|------|----------|--------|-------|--------|-------|-------|
| Hexachlorobutadiene | 101.0418 | 6.63 | 0.00 | 375752 | 227.0 | 62.3 | 46.6 | 86.6 |
| | | | | | 223.0 | 62.3 | 42.6 | 79.1 |

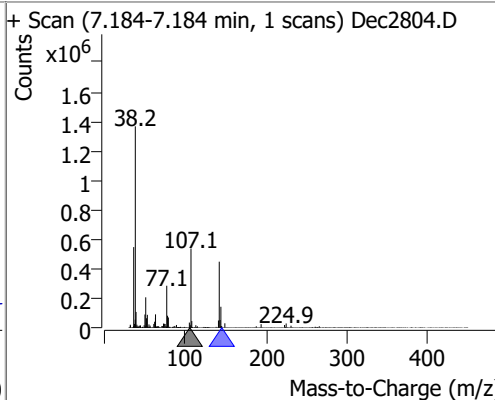
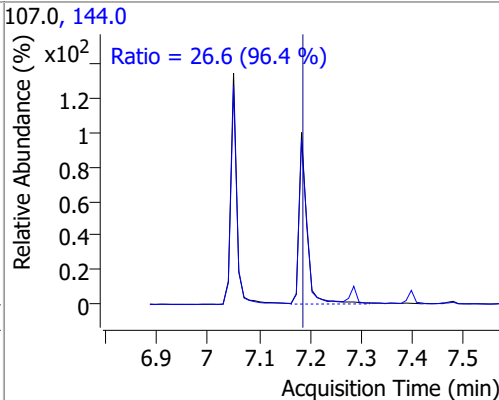
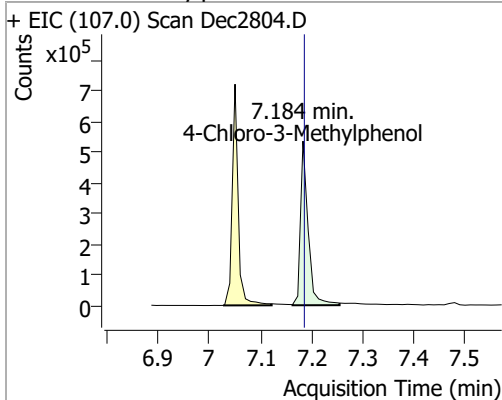


| Compound | Conc. | RT | Dev(Min) | Resp. | QIon | QRatio | Lower | Upper |
|-------------------------|----------|------|----------|--------|-------|--------|-------|-------|
| 4-Chloro-2-Methylphenol | 105.5595 | 7.05 | 0.00 | 587681 | 144.0 | 26.3 | 18.6 | 34.6 |

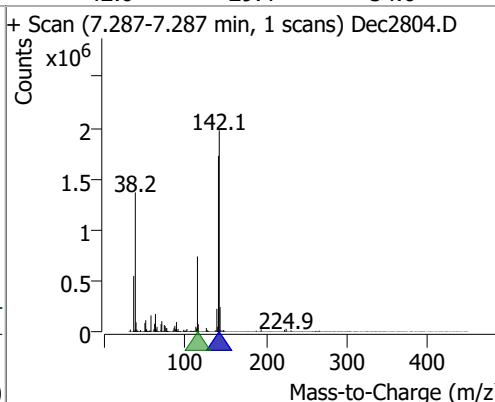
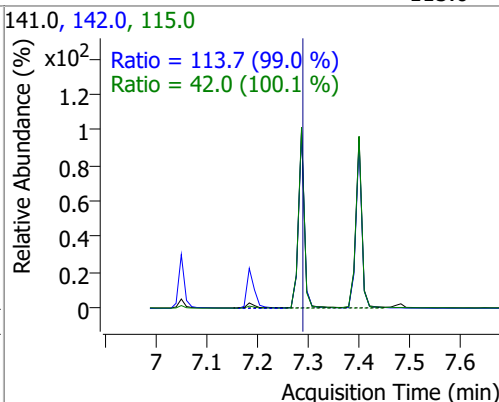
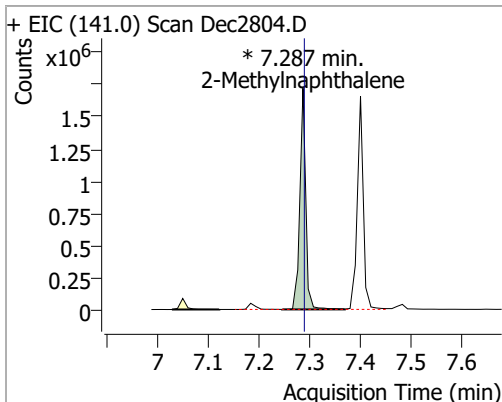


Quantitation Results Report (QT Reviewed)

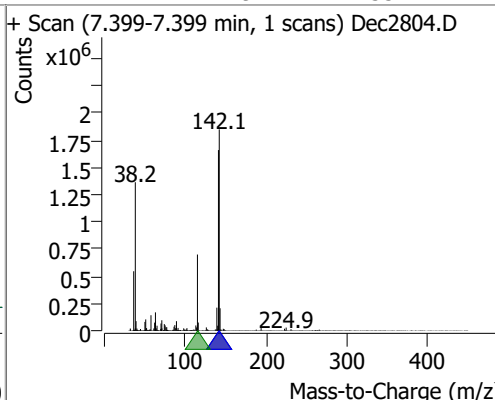
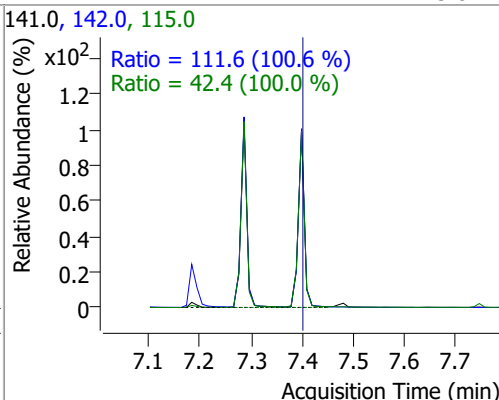
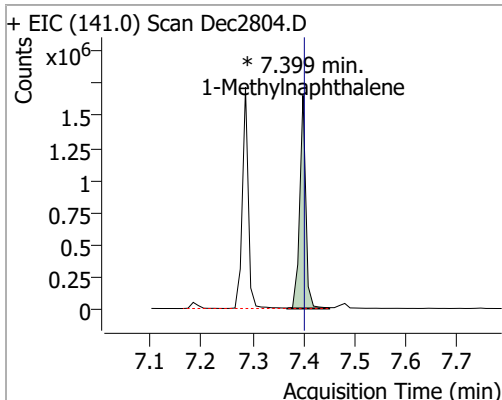
| Compound | Conc. | RT | Dev(Min) | Resp. | QIon | QRatio | Lower | Upper |
|-------------------------|----------|------|----------|--------|-------|--------|-------|-------|
| 4-Chloro-3-Methylphenol | 101.3668 | 7.18 | 0.00 | 560817 | 144.0 | 26.6 | 19.3 | 35.9 |



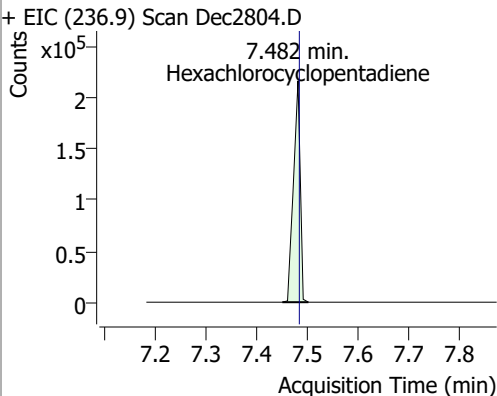
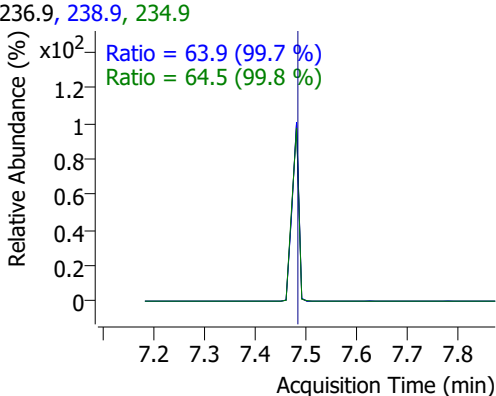
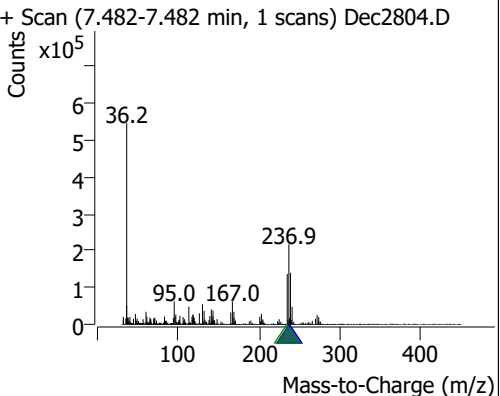
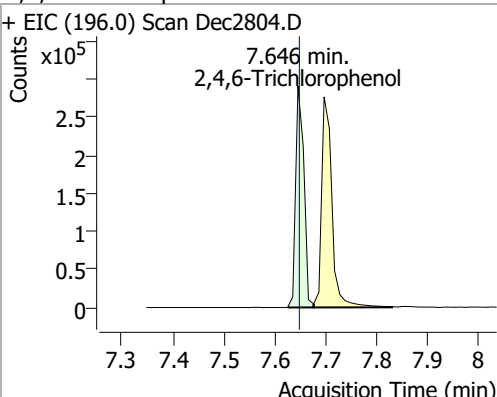
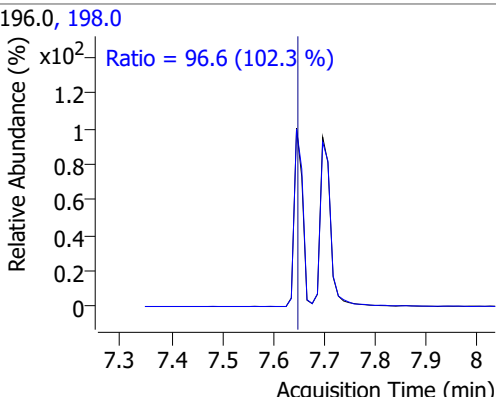
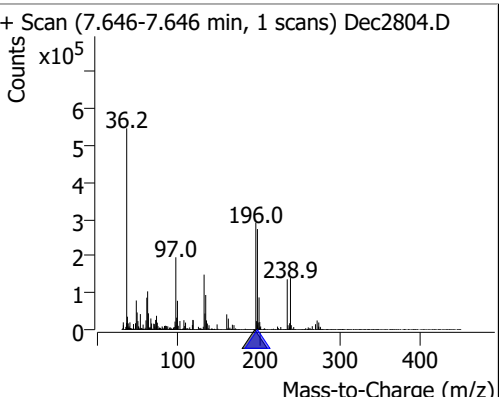
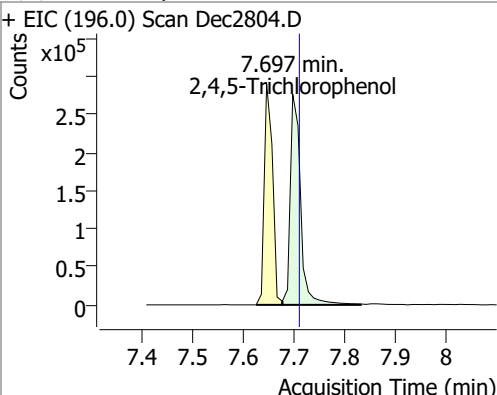
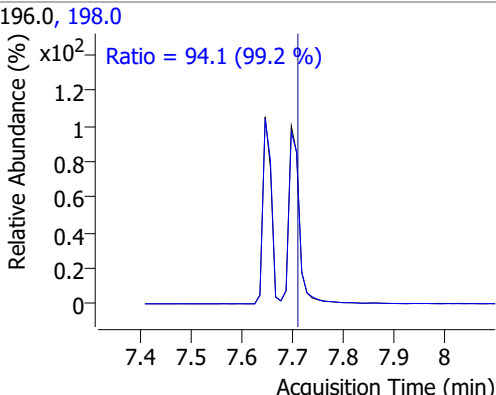
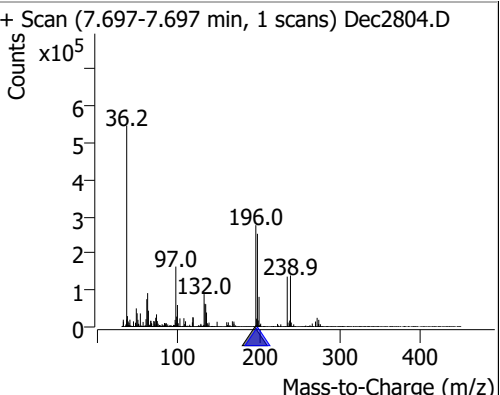
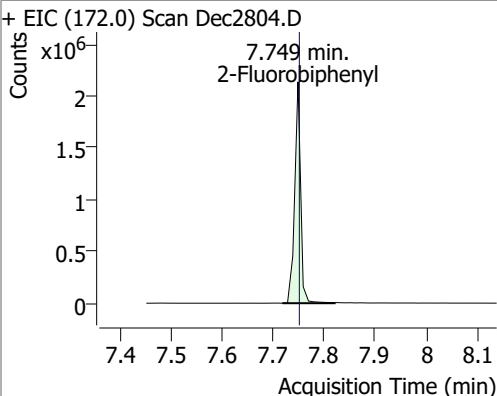
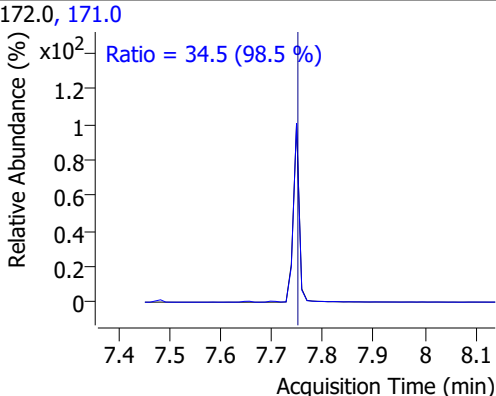
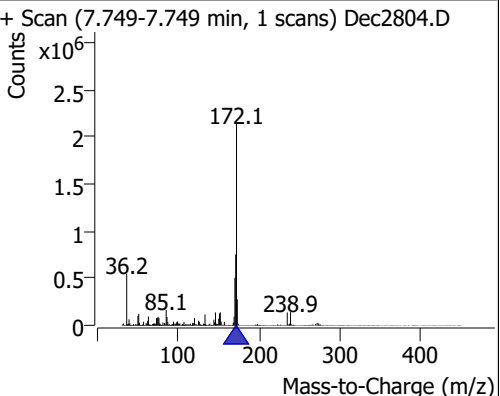
| Compound | Conc. | RT | Dev(Min) | Resp. | QIon | QRatio | Lower | Upper |
|---------------------|----------|------|----------|-------------|-------|--------|-------|-------|
| 2-Methylnaphthalene | 104.7043 | 7.29 | 0.00 | 1387396 (m) | 142.0 | 113.7 | 80.4 | 149.3 |
| | | | | | 115.0 | 42.0 | 29.4 | 54.6 |



| Compound | Conc. | RT | Dev(Min) | Resp. | QIon | QRatio | Lower | Upper |
|---------------------|----------|------|----------|-------------|-------|--------|-------|-------|
| 1-Methylnaphthalene | 104.3567 | 7.40 | 0.00 | 1370402 (m) | 142.0 | 111.6 | 77.7 | 144.2 |
| | | | | | 115.0 | 42.4 | 29.7 | 55.2 |

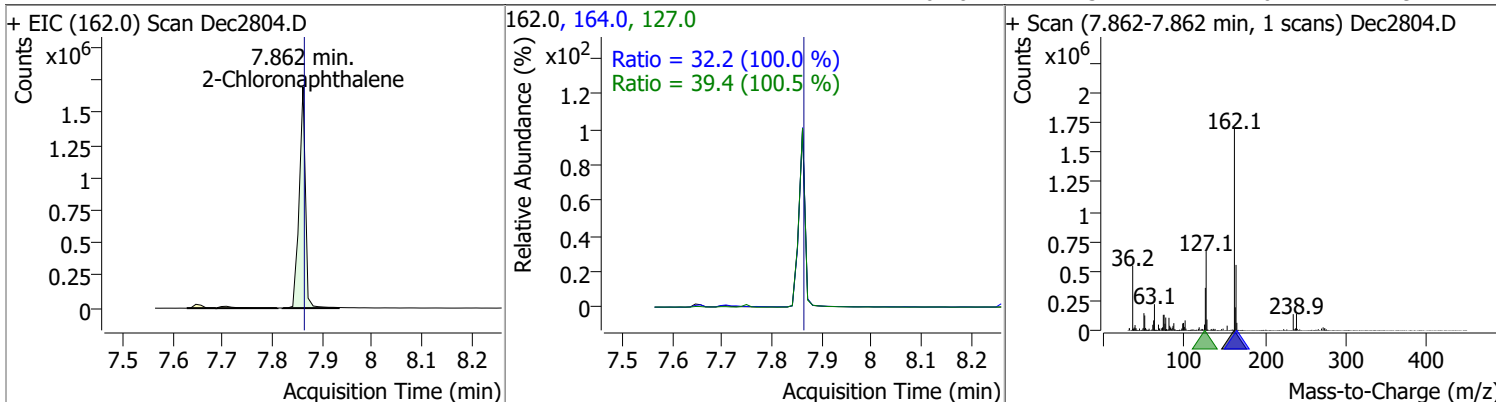


Quantitation Results Report (QT Reviewed)

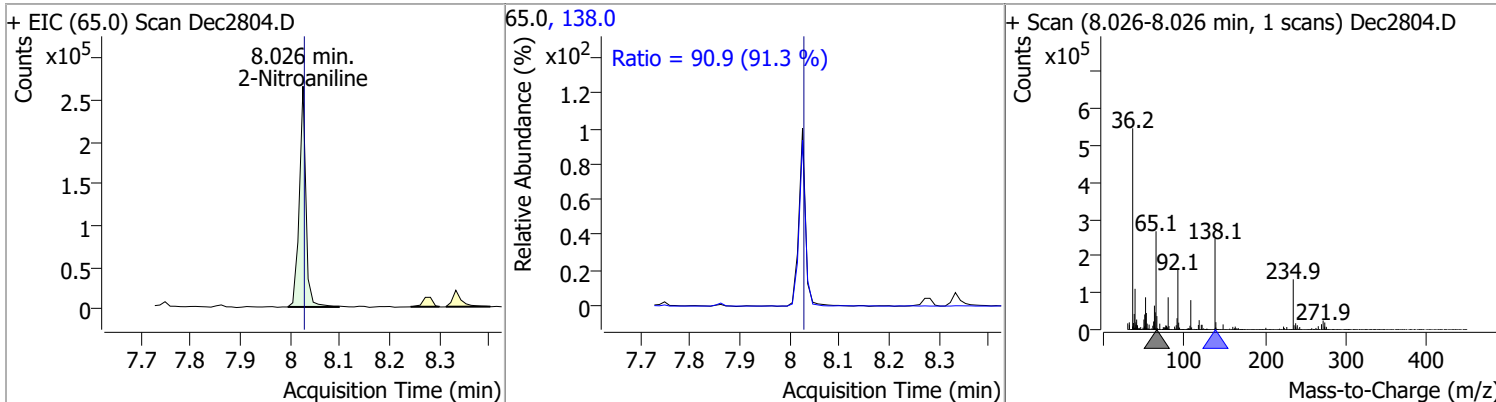
| Compound | Conc. | RT | Dev(Min) | Resp. | QIon | QRatio | Lower | Upper |
|--|--|------|---|---------|-------|---|-------|-------|
| Hexachlorocyclopentadiene | 101.5861 | 7.48 | 0.00 | 200062 | 234.9 | 64.5 | 45.3 | 84.1 |
| | | | | | 238.9 | 63.9 | 44.9 | 83.3 |
| + EIC (236.9) Scan Dec2804.D | | | 236.9, 238.9, 234.9 | | | + Scan (7.482-7.482 min, 1 scans) Dec2804.D | | |
|  |  | |  | | | | | |
| 2,4,6-Trichlorophenol | 100.0863 | 7.65 | 0.00 | 320982 | 198.0 | 96.6 | 66.1 | 122.7 |
| + EIC (196.0) Scan Dec2804.D | | | 196.0, 198.0 | | | + Scan (7.646-7.646 min, 1 scans) Dec2804.D | | |
|  |  | |  | | | | | |
| 2,4,5-Trichlorophenol | 106.7052 | 7.70 | -0.01 | 390137 | 198.0 | 94.1 | 66.4 | 123.4 |
| + EIC (196.0) Scan Dec2804.D | | | 196.0, 198.0 | | | + Scan (7.697-7.697 min, 1 scans) Dec2804.D | | |
|  |  | |  | | | | | |
| 2-Fluorobiphenyl | 103.0403 | 7.75 | 0.00 | 1735111 | 171.0 | 34.5 | 24.5 | 45.6 |
| + EIC (172.0) Scan Dec2804.D | | | 172.0, 171.0 | | | + Scan (7.749-7.749 min, 1 scans) Dec2804.D | | |
|  |  | |  | | | | | |

Quantitation Results Report (QT Reviewed)

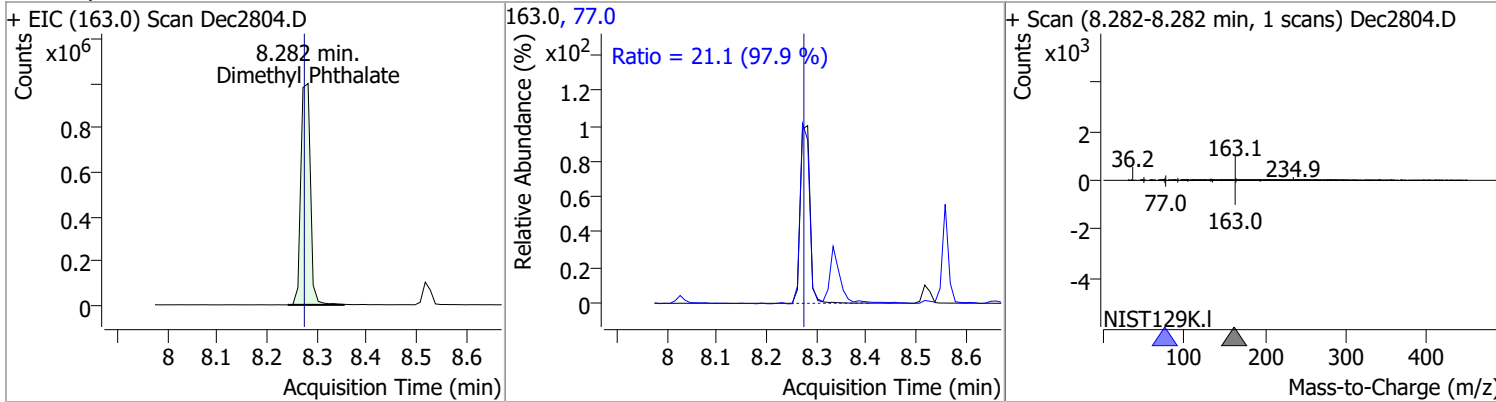
| Compound | Conc. | RT | Dev(Min) | Resp. | QIon | QRatio | Lower | Upper |
|---------------------|----------|------|----------|---------|-------|--------|-------|-------|
| 2-Chloronaphthalene | 105.0183 | 7.86 | 0.00 | 1481543 | 127.0 | 39.4 | 27.4 | 50.9 |
| | | | | | 164.0 | 32.2 | 22.6 | 41.9 |



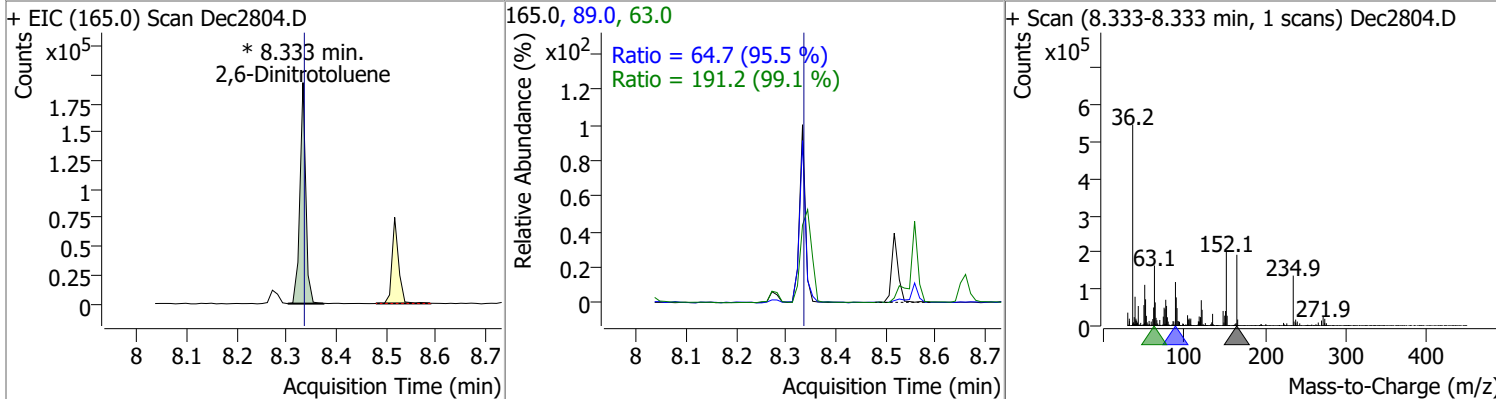
| Compound | Conc. | RT | Dev(Min) | Resp. | QIon | QRatio | Lower | Upper |
|----------------|----------|------|----------|--------|-------|--------|-------|-------|
| 2-Nitroaniline | 107.3649 | 8.03 | 0.00 | 242511 | 138.0 | 90.9 | 69.7 | 129.5 |



| Compound | Conc. | RT | Dev(Min) | Resp. | QIon | QRatio | Lower | Upper |
|--------------------|----------|------|----------|---------|------|--------|-------|-------|
| Dimethyl Phthalate | 103.4430 | 8.28 | 0.01 | 1347265 | 77.0 | 21.1 | 15.1 | 28.0 |

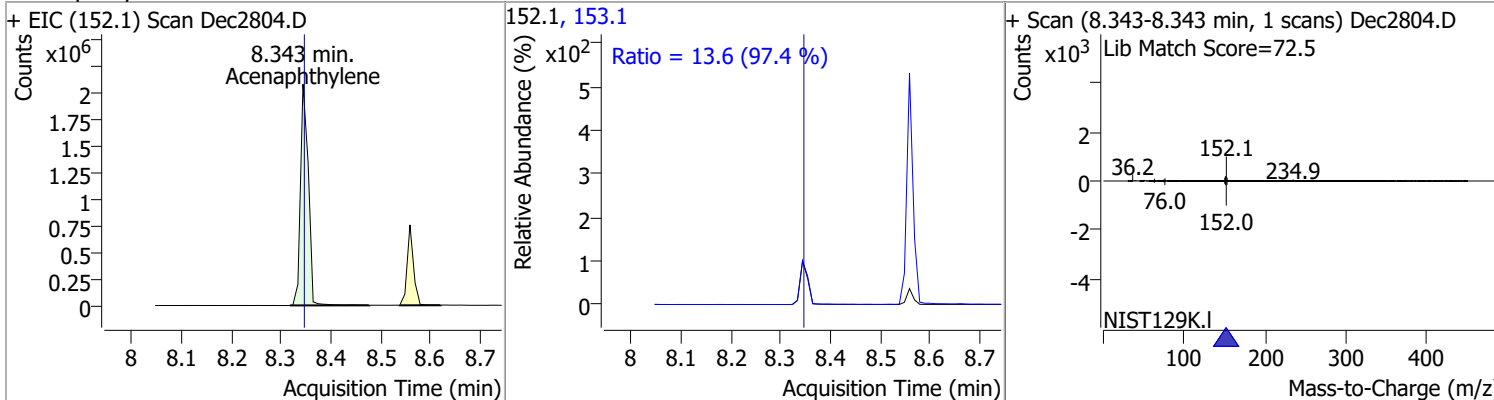


| Compound | Conc. | RT | Dev(Min) | Resp. | QIon | QRatio | Lower | Upper |
|--------------------|----------|------|----------|------------|------|--------|-------|-------|
| 2,6-Dinitrotoluene | 107.2990 | 8.33 | 0.00 | 157480 (m) | 63.0 | 191.2 | 135.1 | 250.9 |
| | | | | | 89.0 | 64.7 | 47.4 | 88.1 |

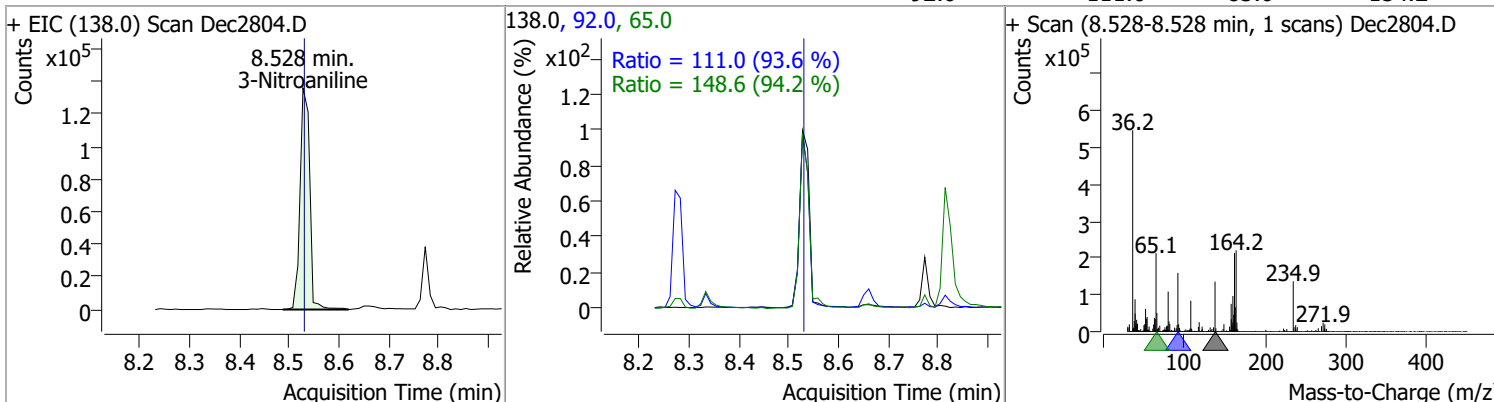


Quantitation Results Report (QT Reviewed)

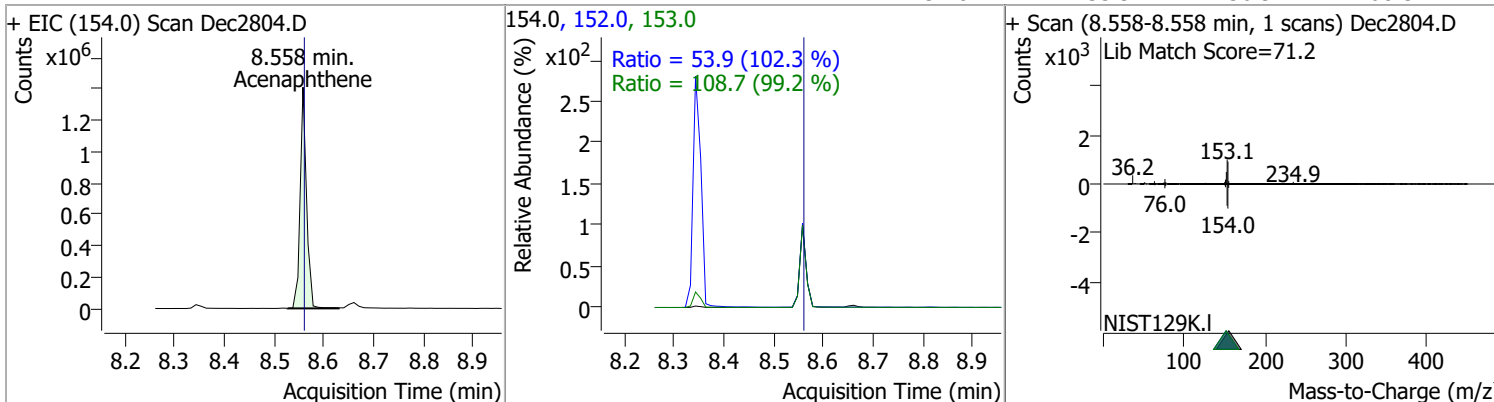
| Compound | Conc. | RT | Dev(Min) | Resp. | QIon | QRatio | Lower | Upper |
|----------------|----------|------|----------|---------|-------|--------|-------|-------|
| Acenaphthylene | 101.4031 | 8.34 | 0.00 | 2290001 | 153.1 | 13.6 | 9.8 | 18.1 |



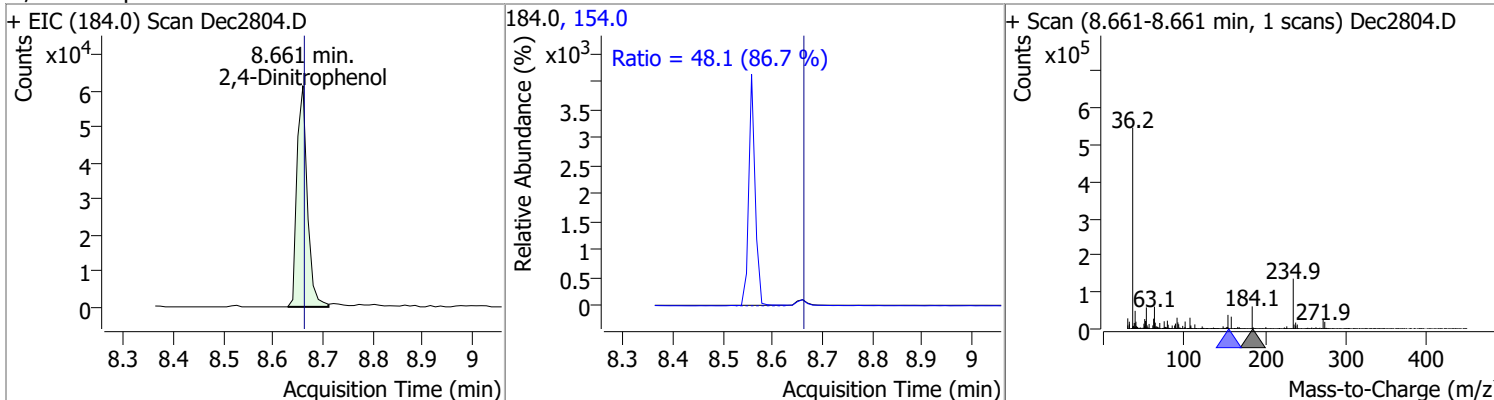
| Compound | Conc. | RT | Dev(Min) | Resp. | QIon | QRatio | Lower | Upper |
|----------------|----------|------|----------|--------|------|--------|-------|-------|
| 3-Nitroaniline | 102.0254 | 8.53 | 0.00 | 183220 | 65.0 | 148.6 | 110.4 | 205.1 |
| | | | | | 92.0 | 111.0 | 83.0 | 154.2 |



| Compound | Conc. | RT | Dev(Min) | Resp. | QIon | QRatio | Lower | Upper |
|--------------|---------|------|----------|---------|-------|--------|-------|-------|
| Acenaphthene | 99.2145 | 8.56 | 0.00 | 1259630 | 153.0 | 108.7 | 76.7 | 142.4 |
| | | | | | 152.0 | 53.9 | 36.9 | 68.5 |

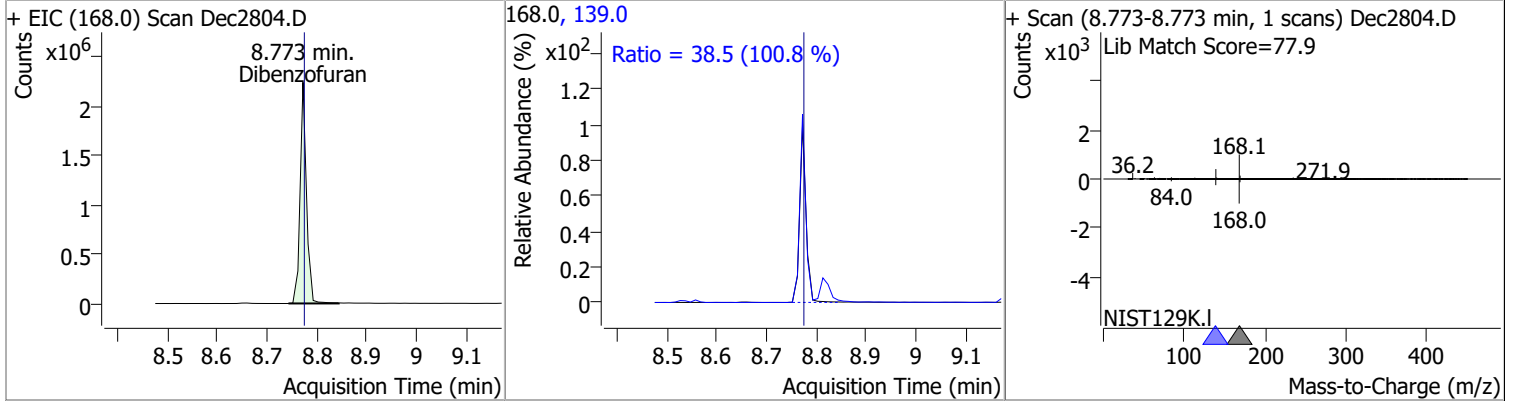


| Compound | Conc. | RT | Dev(Min) | Resp. | QIon | QRatio | Lower | Upper |
|-------------------|----------|------|----------|-------|-------|--------|-------|-------|
| 2,4-Dinitrophenol | 105.3855 | 8.66 | 0.00 | 88749 | 154.0 | 48.1 | 38.9 | 72.2 |

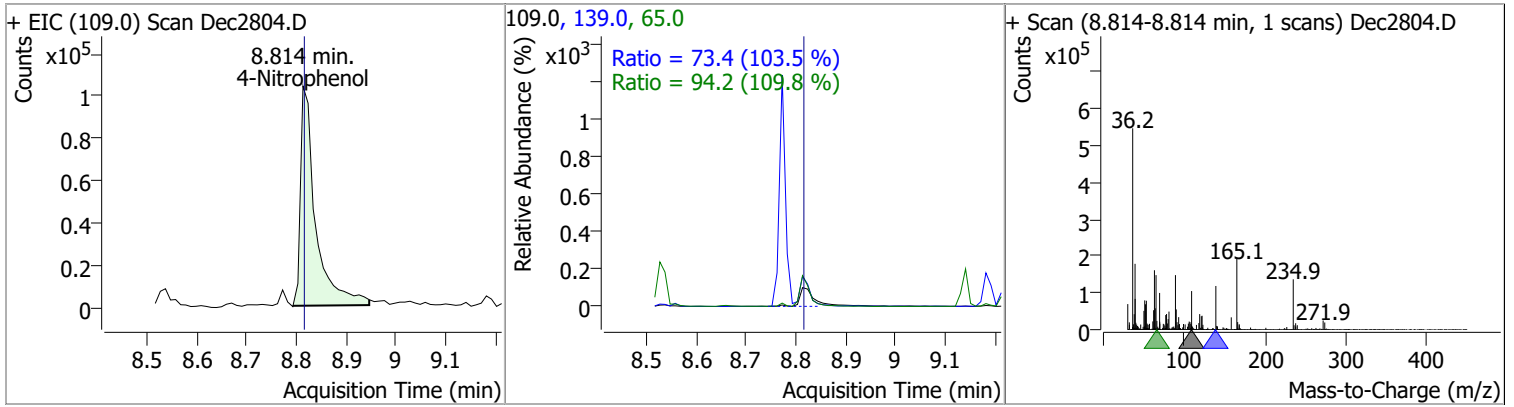


Quantitation Results Report (QT Reviewed)

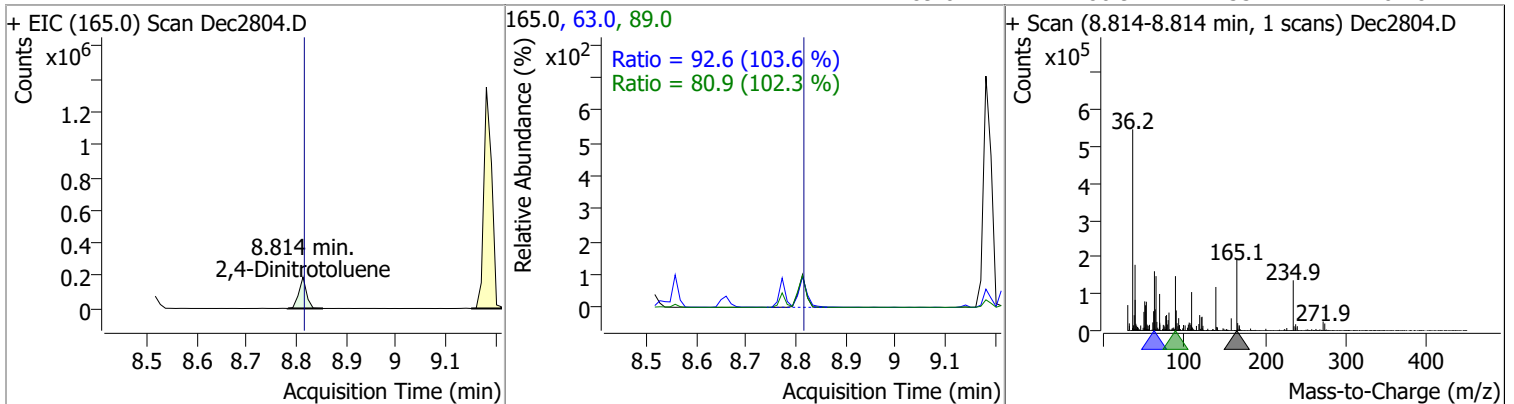
| Compound | Conc. | RT | Dev(Min) | Resp. | QIon | QRatio | Lower | Upper |
|--------------|---------|------|----------|---------|-------|--------|-------|-------|
| Dibenzofuran | 97.2098 | 8.77 | 0.00 | 1989551 | 139.0 | 38.5 | 26.8 | 49.7 |



| Compound | Conc. | RT | Dev(Min) | Resp. | QIon | QRatio | Lower | Upper |
|---------------|----------|------|----------|--------|-------|--------|-------|-------|
| 4-Nitrophenol | 102.2039 | 8.81 | 0.00 | 215567 | 65.0 | 94.2 | 60.1 | 111.5 |
| | | | | | 139.0 | 73.4 | 49.6 | 92.2 |

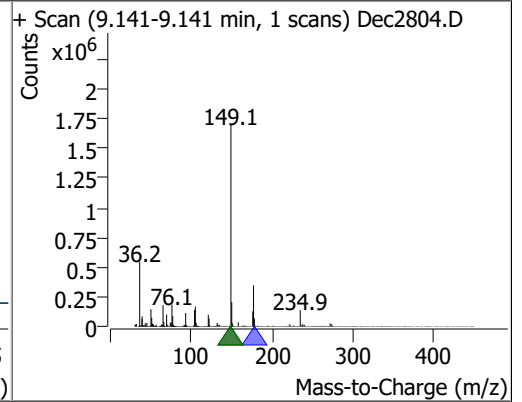
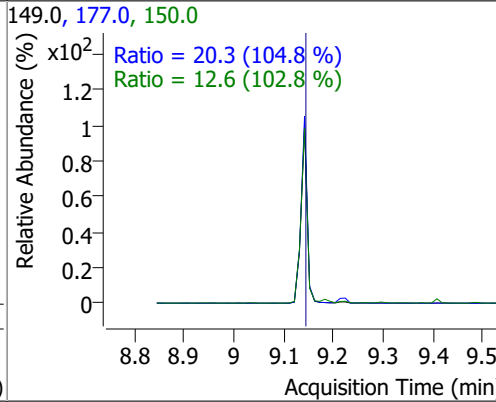
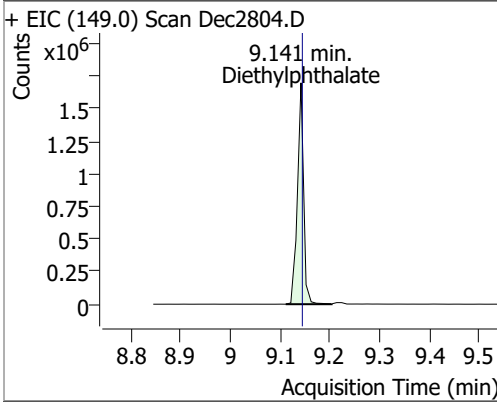


| Compound | Conc. | RT | Dev(Min) | Resp. | QIon | QRatio | Lower | Upper |
|--------------------|----------|------|----------|--------|------|--------|-------|-------|
| 2,4-Dinitrotoluene | 103.0923 | 8.81 | 0.00 | 203231 | 63.0 | 92.6 | 62.6 | 116.2 |
| | | | | | 89.0 | 80.9 | 55.4 | 102.8 |

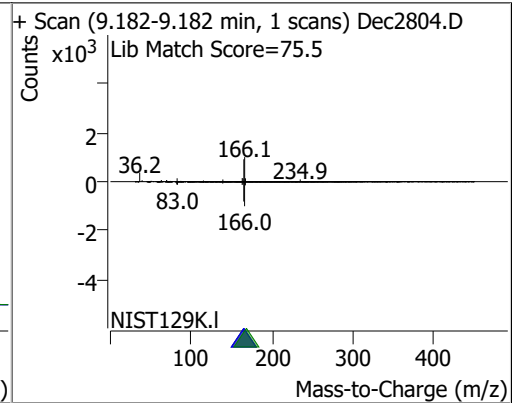
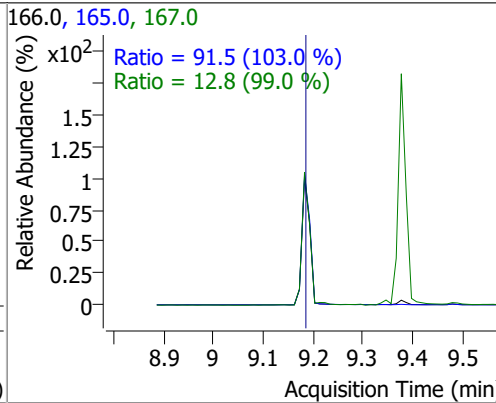
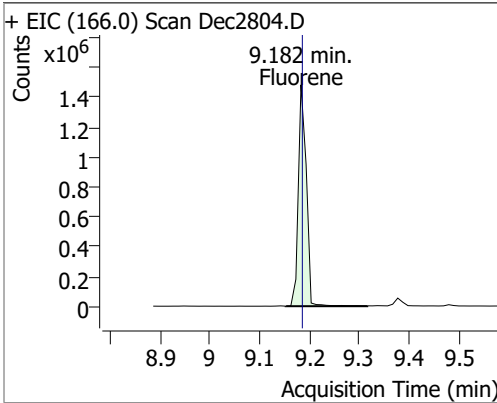


Quantitation Results Report (QT Reviewed)

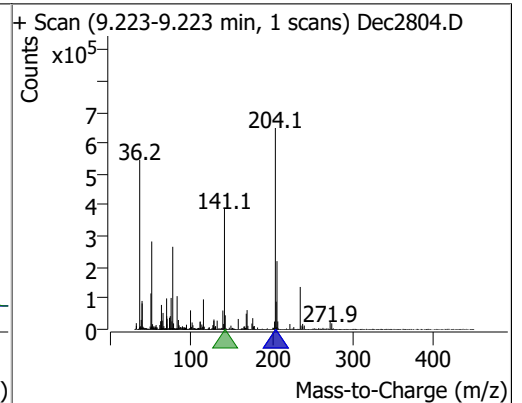
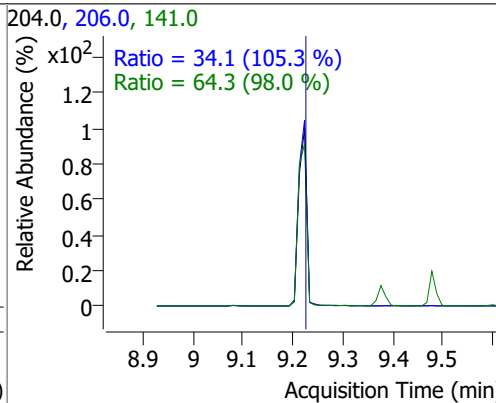
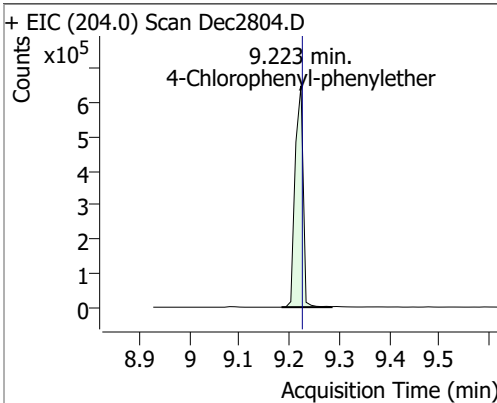
| Compound | Conc. | RT | Dev(Min) | Resp. | QIon | QRatio | Lower | Upper |
|------------------|----------|------|----------|---------|-------|--------|-------|-------|
| Diethylphthalate | 105.7284 | 9.14 | 0.00 | 1462789 | 177.0 | 20.3 | 13.6 | 25.2 |
| | | | | | 150.0 | 12.6 | 8.6 | 16.0 |



| Compound | Conc. | RT | Dev(Min) | Resp. | QIon | QRatio | Lower | Upper |
|----------|---------|------|----------|---------|-------|--------|-------|-------|
| Fluorene | 98.6630 | 9.18 | 0.00 | 1652480 | 165.0 | 91.5 | 62.2 | 115.4 |
| | | | | | 167.0 | 12.8 | 9.1 | 16.8 |

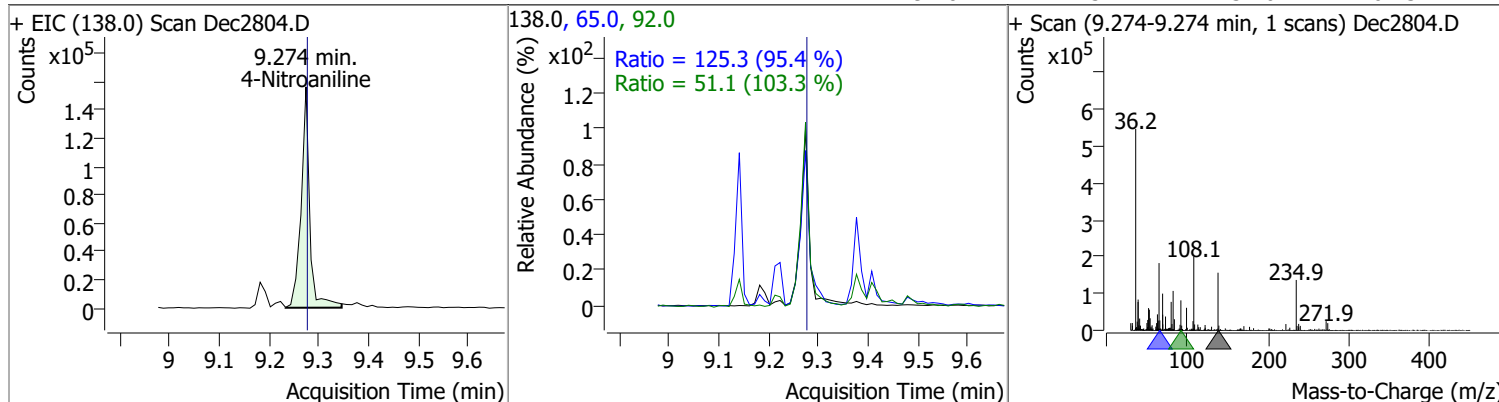


| Compound | Conc. | RT | Dev(Min) | Resp. | QIon | QRatio | Lower | Upper |
|----------------------------|----------|------|----------|--------|-------|--------|-------|-------|
| 4-Chlorophenyl-phenylether | 101.7278 | 9.22 | 0.00 | 722331 | 141.0 | 64.3 | 46.0 | 85.3 |
| | | | | | 206.0 | 34.1 | 22.7 | 42.1 |

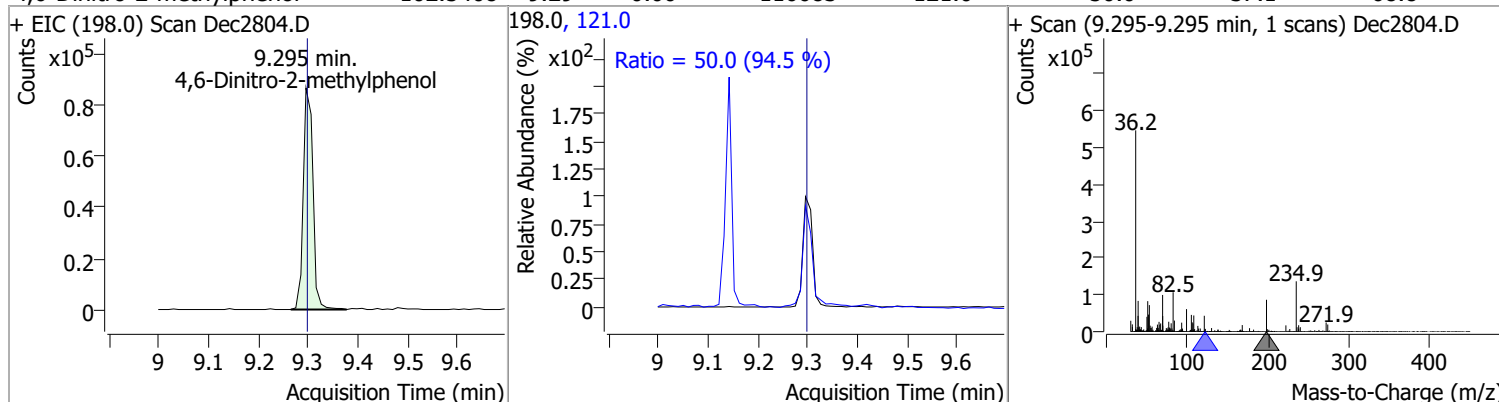


Quantitation Results Report (QT Reviewed)

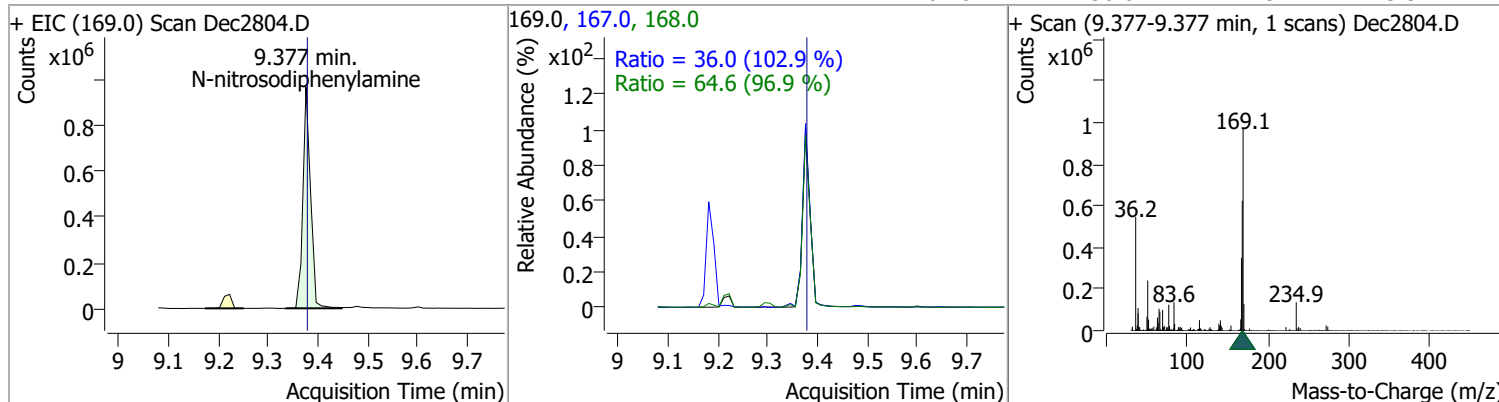
| Compound | Conc. | RT | Dev(Min) | Resp. | QIon | QRatio | Lower | Upper |
|----------------|----------|------|----------|--------|------|--------|-------|-------|
| 4-Nitroaniline | 101.7774 | 9.27 | 0.00 | 187377 | 65.0 | 125.3 | 91.9 | 170.7 |
| | | | | | 92.0 | 51.1 | 34.6 | 64.3 |



| Compound | Conc. | RT | Dev(Min) | Resp. | QIon | QRatio | Lower | Upper |
|----------------------------|----------|------|----------|--------|-------|--------|-------|-------|
| 4,6-Dinitro-2-methylphenol | 102.5408 | 9.29 | 0.00 | 116683 | 121.0 | 50.0 | 37.1 | 68.8 |

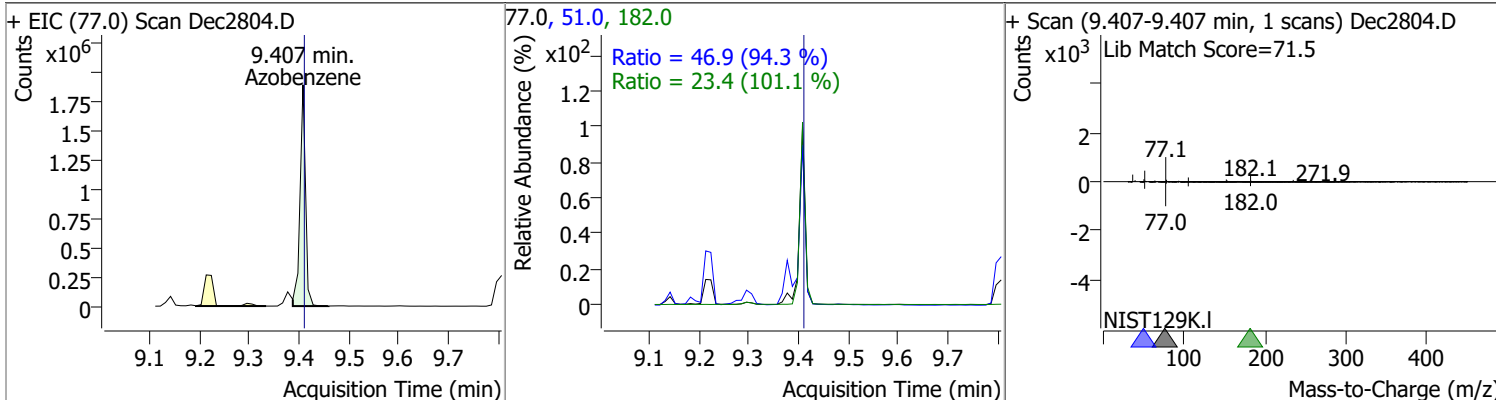


| Compound | Conc. | RT | Dev(Min) | Resp. | QIon | QRatio | Lower | Upper |
|------------------------|---------|------|----------|---------|-------|--------|-------|-------|
| N-nitrosodiphenylamine | 99.4672 | 9.38 | 0.00 | 1029665 | 168.0 | 64.6 | 46.6 | 86.6 |
| | | | | | 167.0 | 36.0 | 24.5 | 45.5 |

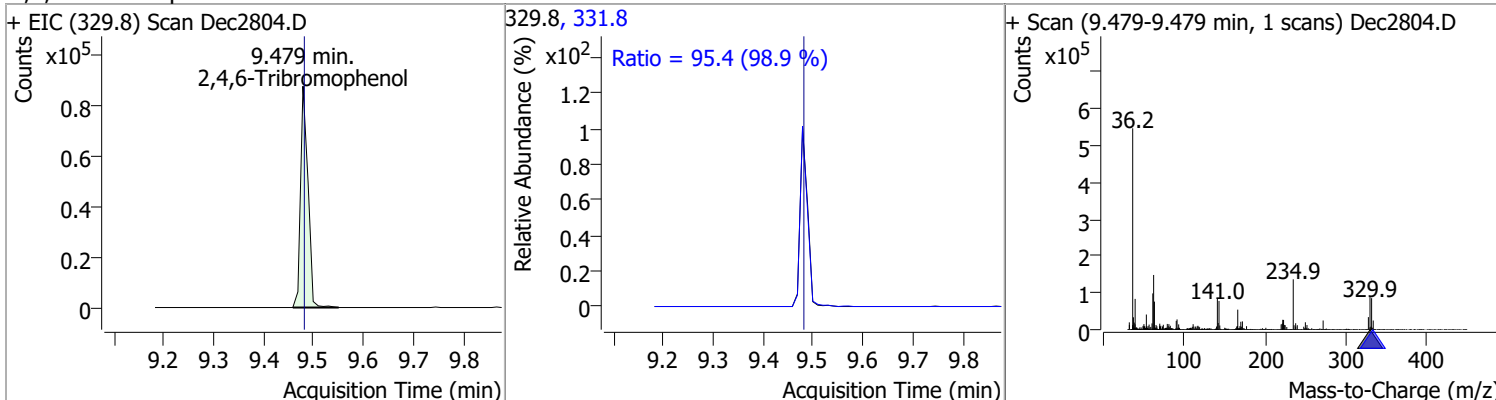


Quantitation Results Report (QT Reviewed)

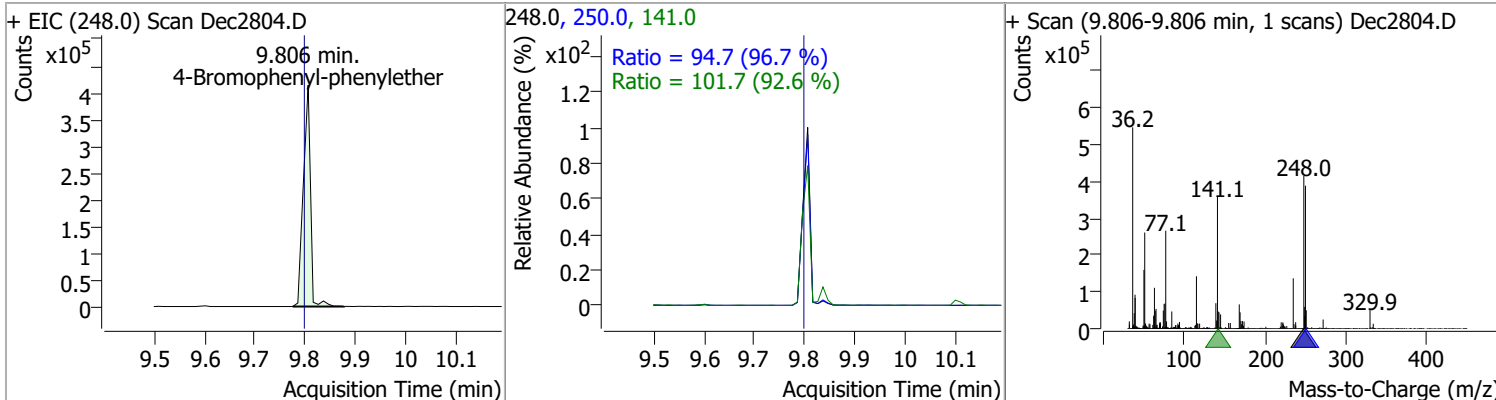
| Compound | Conc. | RT | Dev(Min) | Resp. | QIon | QRatio | Lower | Upper |
|------------|----------|------|----------|---------|-------|--------|-------|-------|
| Azobenzene | 104.2442 | 9.41 | 0.00 | 1452604 | 51.0 | 46.9 | 34.8 | 64.6 |
| | | | | | 182.0 | 23.4 | 16.2 | 30.1 |



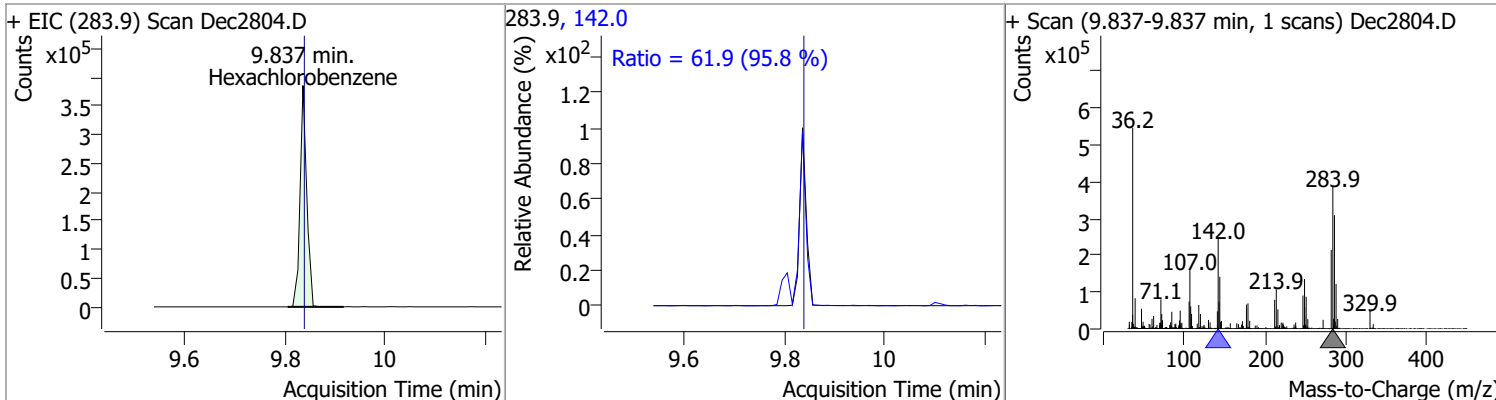
| Compound | Conc. | RT | Dev(Min) | Resp. | QIon | QRatio | Lower | Upper |
|----------------------|----------|------|----------|-------|-------|--------|-------|-------|
| 2,4,6-Tribromophenol | 100.6147 | 9.48 | 0.00 | 90583 | 331.8 | 95.4 | 67.5 | 125.3 |



| Compound | Conc. | RT | Dev(Min) | Resp. | QIon | QRatio | Lower | Upper |
|---------------------------|----------|------|----------|--------|-------|--------|-------|-------|
| 4-Bromophenyl-phenylether | 103.4865 | 9.81 | 0.01 | 407509 | 141.0 | 101.7 | 76.9 | 142.8 |
| | | | | | 250.0 | 94.7 | 68.5 | 127.2 |

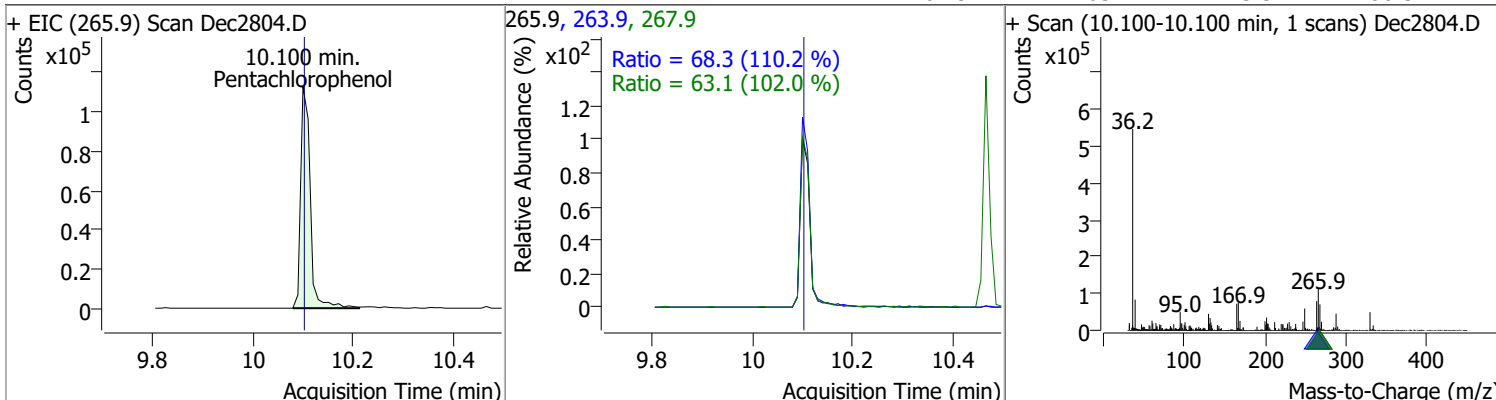


| Compound | Conc. | RT | Dev(Min) | Resp. | QIon | QRatio | Lower | Upper |
|-------------------|---------|------|----------|--------|-------|--------|-------|-------|
| Hexachlorobenzene | 98.6767 | 9.84 | 0.00 | 357252 | 142.0 | 61.9 | 45.2 | 83.9 |

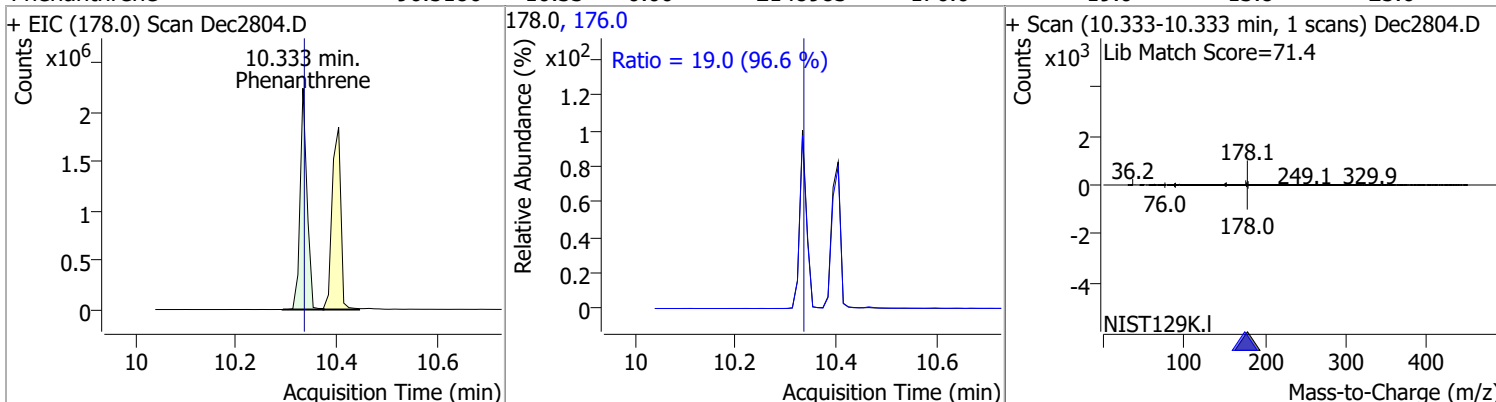


Quantitation Results Report (QT Reviewed)

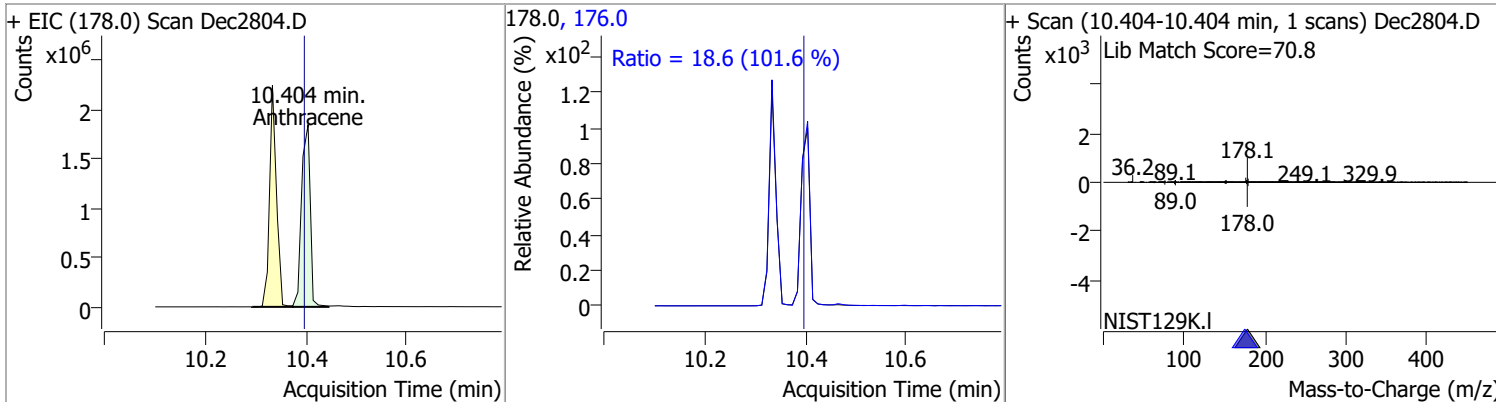
| Compound | Conc. | RT | Dev(Min) | Resp. | QIon | QRatio | Lower | Upper |
|-------------------|----------|-------|----------|--------|-------|--------|-------|-------|
| Pentachlorophenol | 104.4608 | 10.10 | 0.00 | 149246 | 263.9 | 68.3 | 43.4 | 80.6 |
| | | | | | 267.9 | 63.1 | 43.3 | 80.5 |



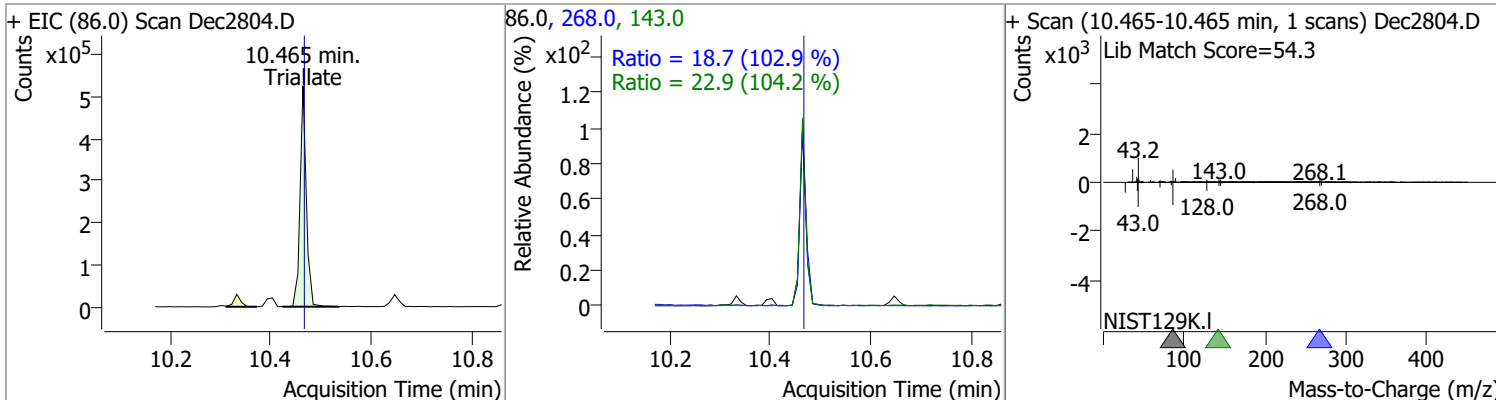
| Compound | Conc. | RT | Dev(Min) | Resp. | QIon | QRatio | Lower | Upper |
|--------------|---------|-------|----------|---------|-------|--------|-------|-------|
| Phenanthrene | 96.5186 | 10.33 | 0.00 | 2148983 | 176.0 | 19.0 | 13.8 | 25.6 |



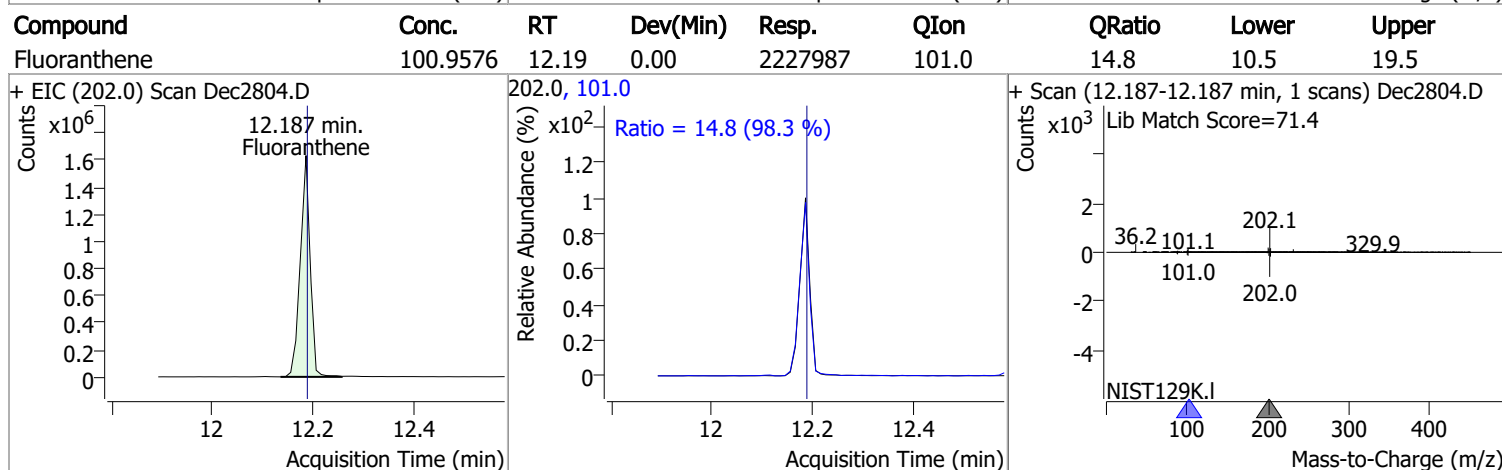
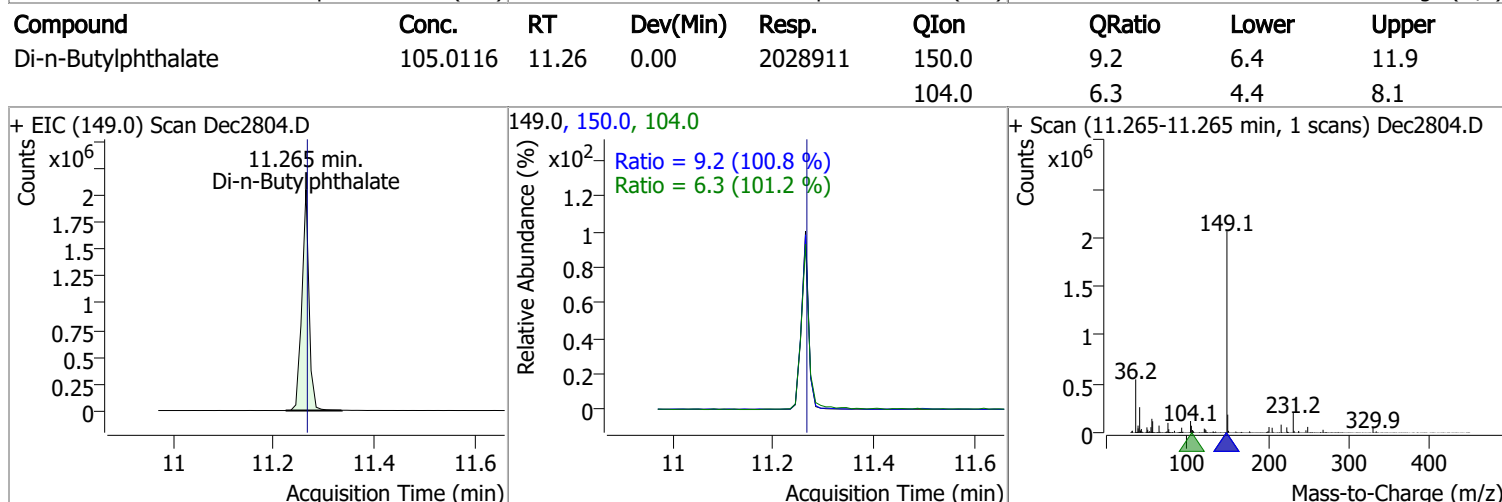
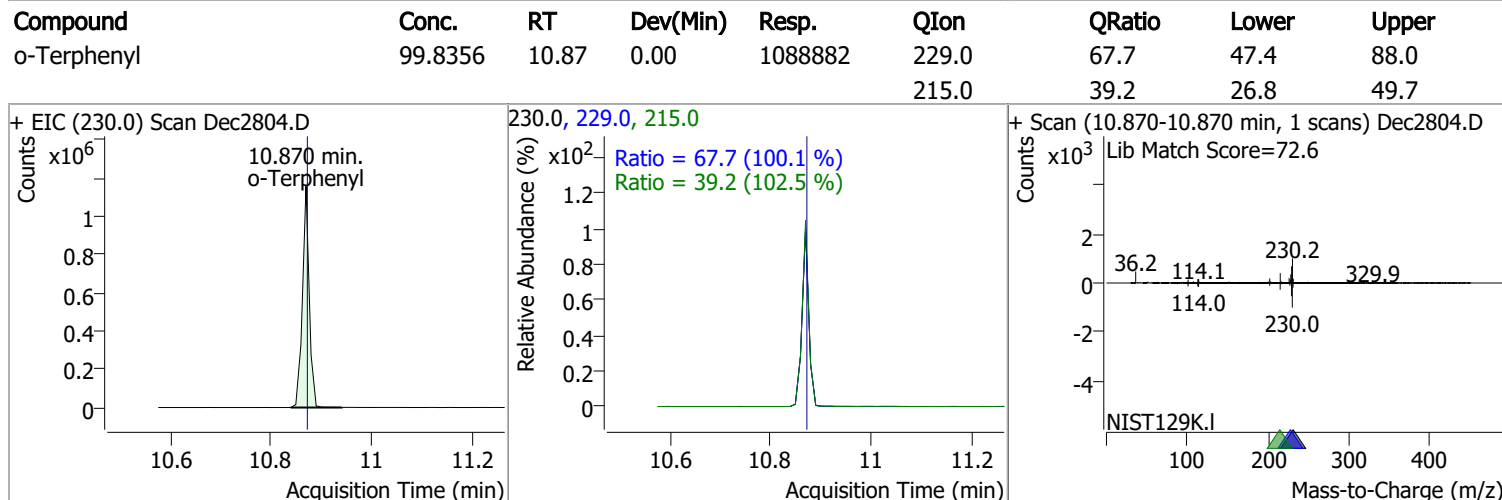
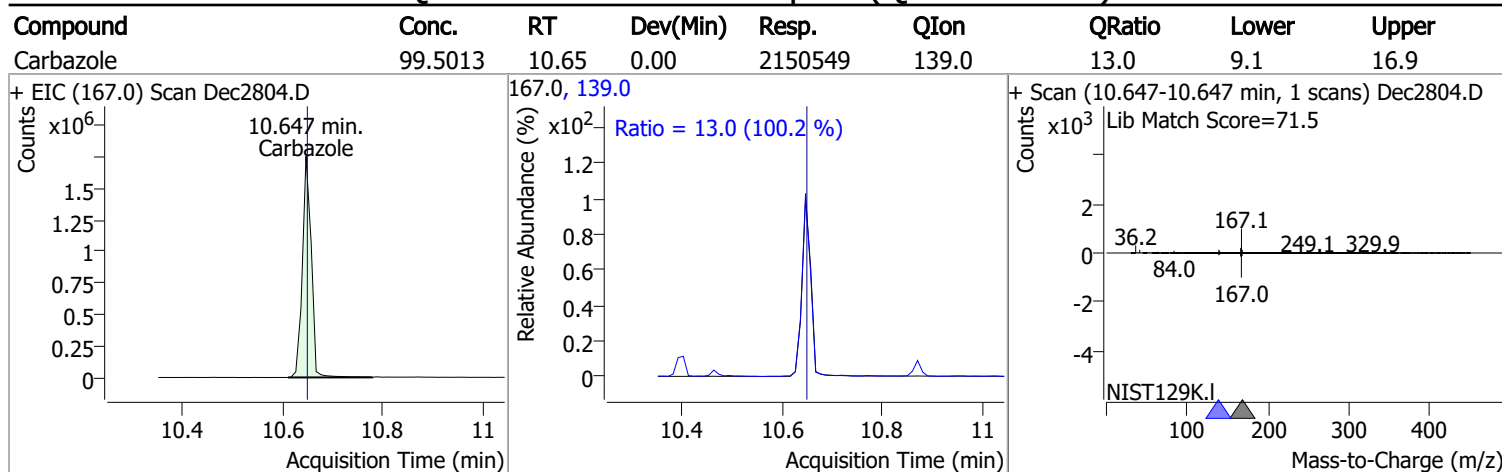
| Compound | Conc. | RT | Dev(Min) | Resp. | QIon | QRatio | Lower | Upper |
|------------|----------|-------|----------|---------|-------|--------|-------|-------|
| Anthracene | 104.2246 | 10.40 | 0.01 | 2212422 | 176.0 | 18.6 | 12.8 | 23.8 |



| Compound | Conc. | RT | Dev(Min) | Resp. | QIon | QRatio | Lower | Upper |
|-----------|---------|-------|----------|--------|-------|--------|-------|-------|
| Triallate | 99.5231 | 10.46 | 0.00 | 452135 | 143.0 | 22.9 | 15.4 | 28.6 |
| | | | | | 268.0 | 18.7 | 12.8 | 23.7 |

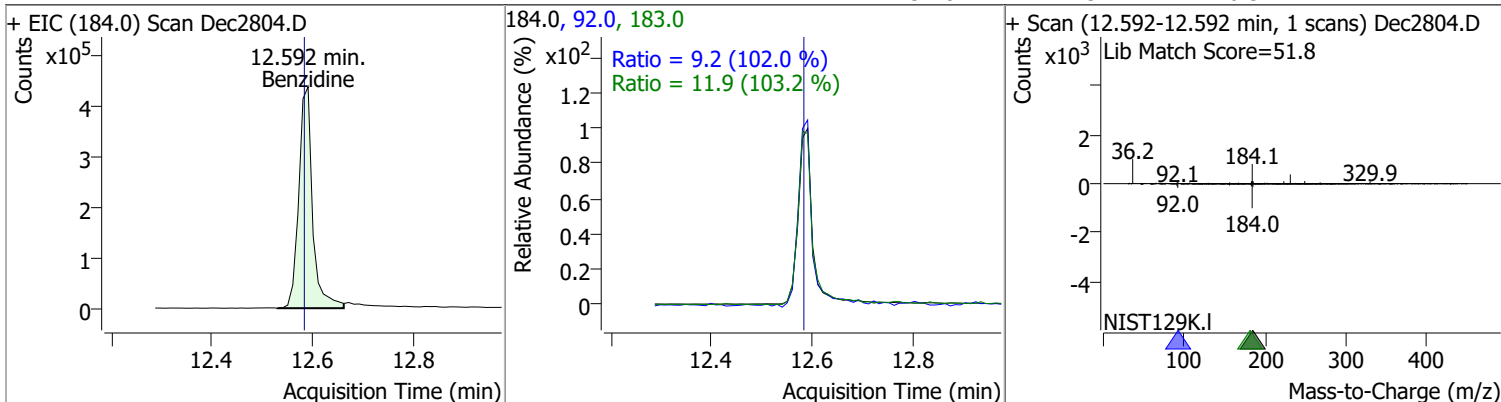


Quantitation Results Report (QT Reviewed)

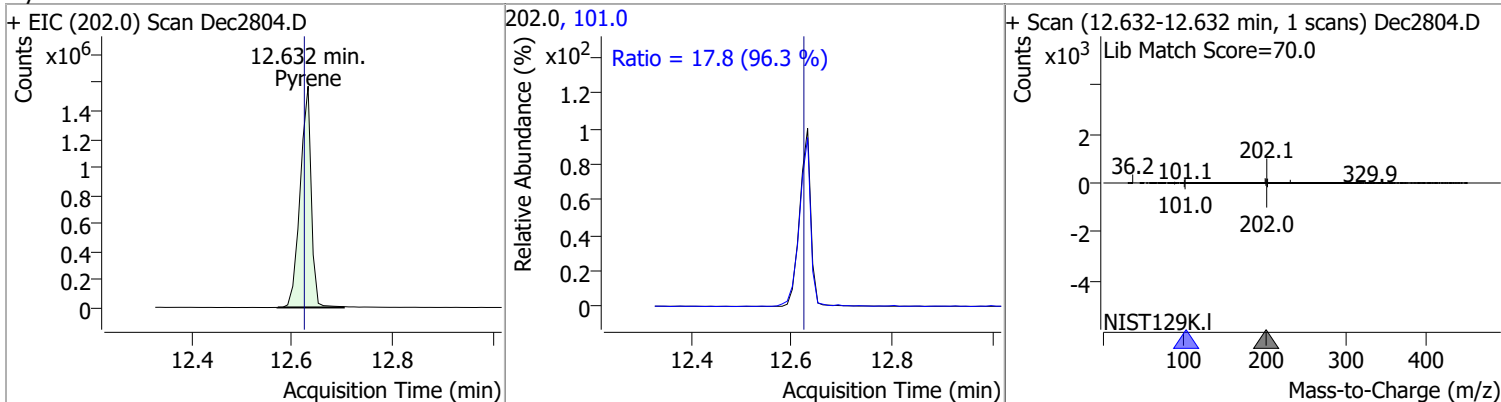


Quantitation Results Report (QT Reviewed)

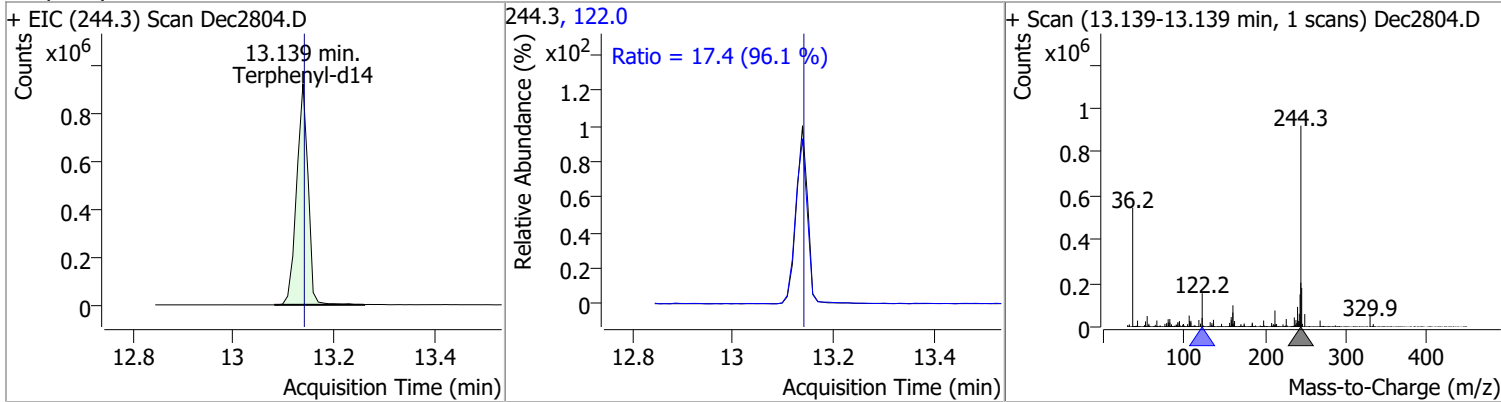
| Compound | Conc. | RT | Dev(Min) | Resp. | QIon | QRatio | Lower | Upper |
|-----------|----------|-------|----------|--------|-------|--------|-------|-------|
| Benzidine | 104.7223 | 12.59 | 0.01 | 830275 | 183.0 | 11.9 | 8.1 | 15.0 |
| | | | | | 92.0 | 9.2 | 6.3 | 11.7 |



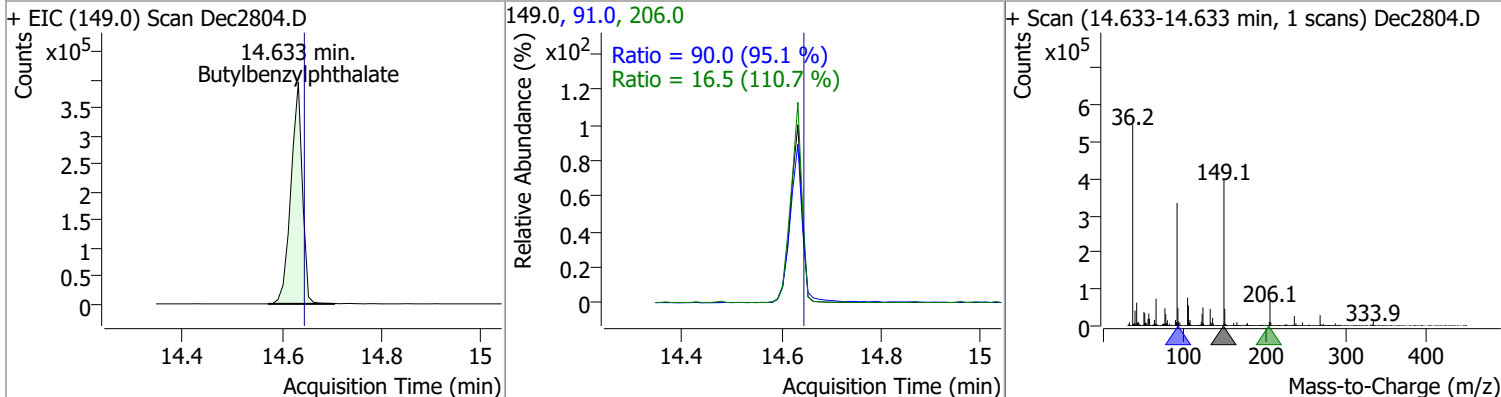
| Compound | Conc. | RT | Dev(Min) | Resp. | QIon | QRatio | Lower | Upper |
|----------|----------|-------|----------|---------|-------|--------|-------|-------|
| Pyrene | 100.4969 | 12.63 | 0.01 | 2401643 | 101.0 | 17.8 | 12.9 | 24.0 |



| Compound | Conc. | RT | Dev(Min) | Resp. | QIon | QRatio | Lower | Upper |
|---------------|----------|-------|----------|---------|-------|--------|-------|-------|
| Terphenyl-d14 | 102.1561 | 13.14 | 0.00 | 1452924 | 122.0 | 17.4 | 12.7 | 23.5 |

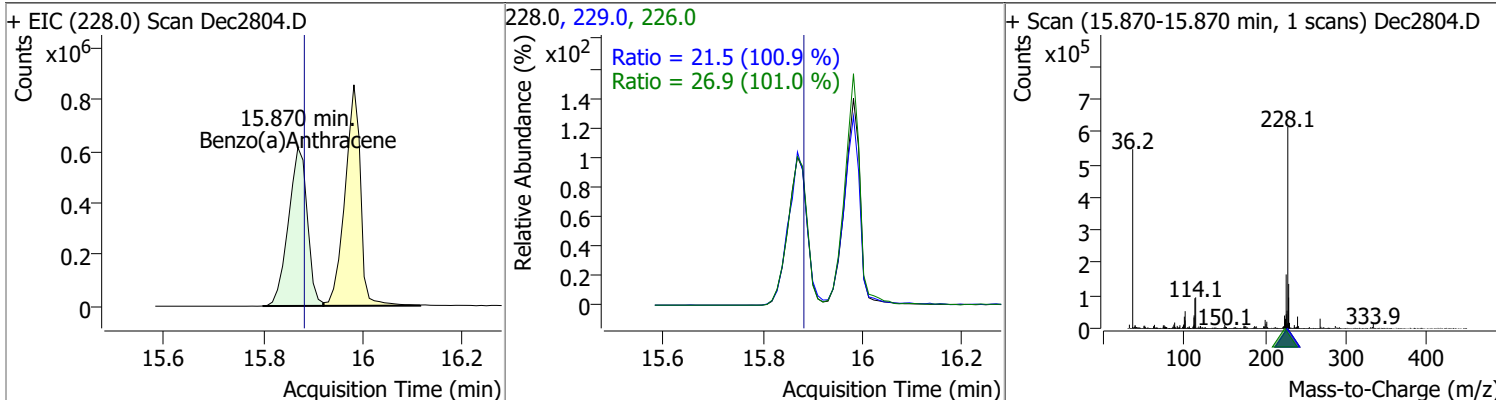


| Compound | Conc. | RT | Dev(Min) | Resp. | QIon | QRatio | Lower | Upper |
|----------------------|----------|-------|----------|--------|-------|--------|-------|-------|
| Butylbenzylphthalate | 105.1557 | 14.63 | 0.00 | 631434 | 91.0 | 90.0 | 66.2 | 123.0 |
| | | | | | 206.0 | 16.5 | 10.4 | 19.4 |

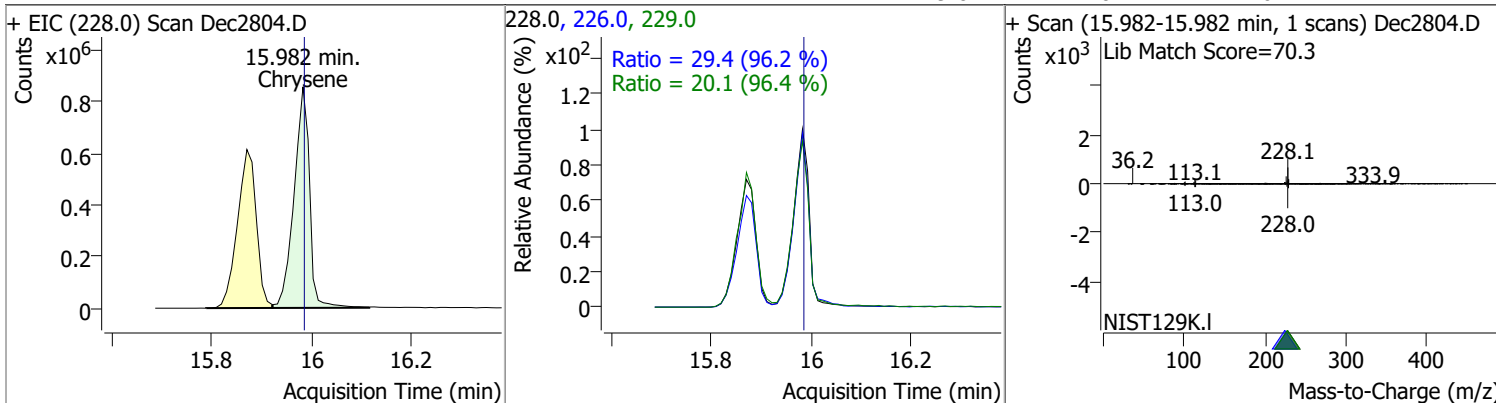


Quantitation Results Report (QT Reviewed)

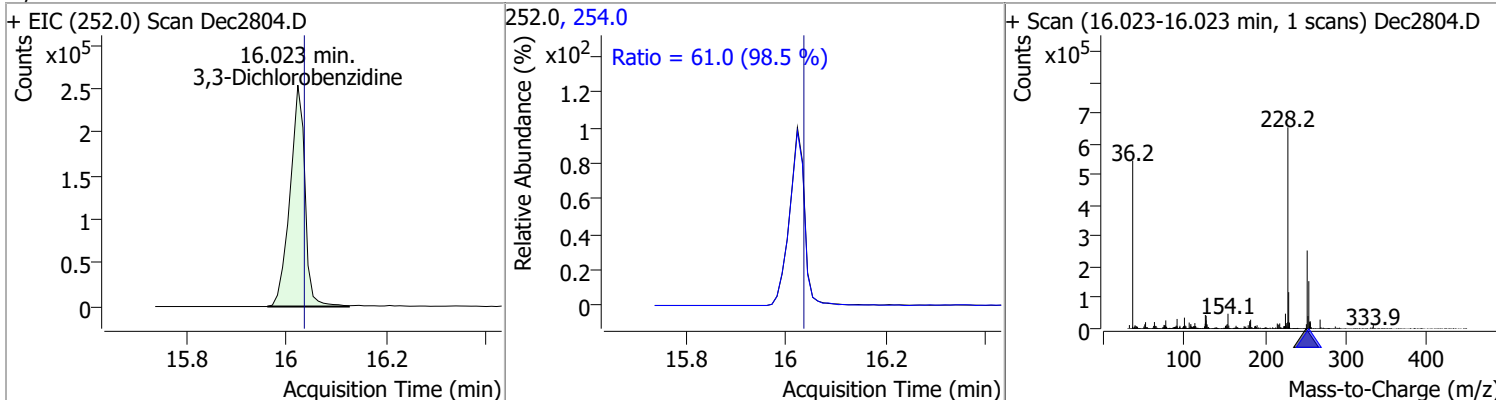
| Compound | Conc. | RT | Dev(Min) | Resp. | QIon | QRatio | Lower | Upper |
|--------------------|----------|-------|----------|---------|-------|--------|-------|-------|
| Benzo(a)Anthracene | 100.2055 | 15.87 | 0.00 | 1608636 | 226.0 | 26.9 | 18.7 | 34.7 |
| | | | | | 229.0 | 21.5 | 14.9 | 27.7 |



| Compound | Conc. | RT | Dev(Min) | Resp. | QIon | QRatio | Lower | Upper |
|----------|----------|-------|----------|---------|-------|--------|-------|-------|
| Chrysene | 100.6929 | 15.98 | 0.01 | 1846376 | 226.0 | 29.4 | 21.4 | 39.8 |
| | | | | | 229.0 | 20.1 | 14.6 | 27.1 |

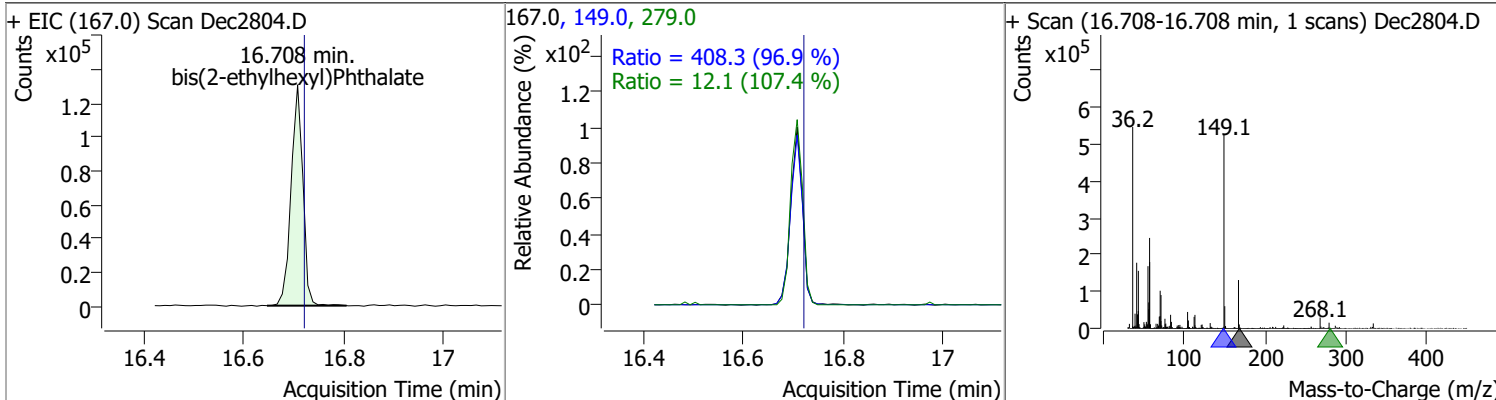


| Compound | Conc. | RT | Dev(Min) | Resp. | QIon | QRatio | Lower | Upper |
|-----------------------|----------|-------|----------|--------|-------|--------|-------|-------|
| 3,3-Dichlorobenzidine | 106.2854 | 16.02 | 0.00 | 529237 | 254.0 | 61.0 | 43.4 | 80.6 |

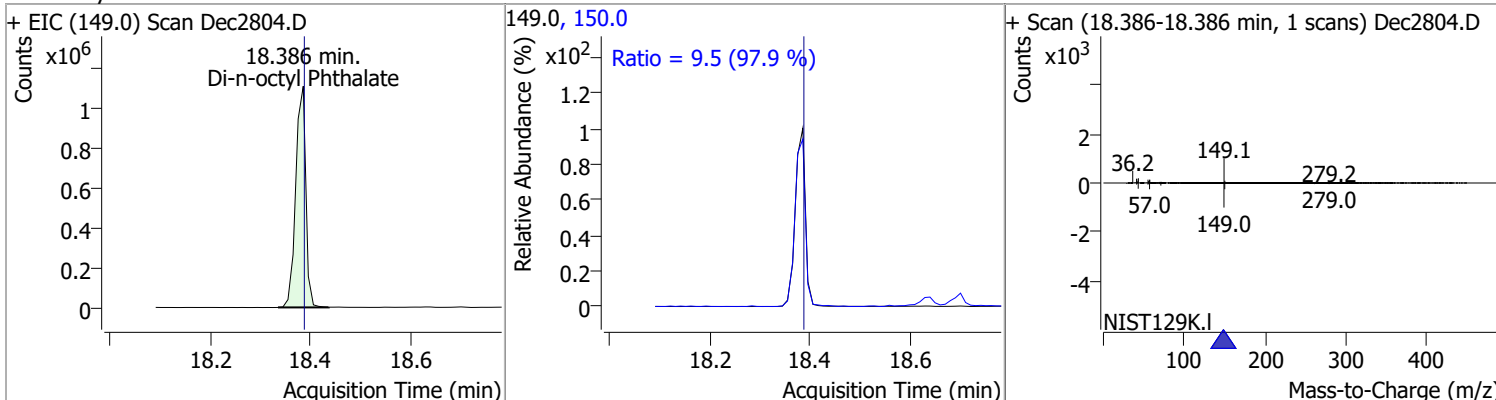


Quantitation Results Report (QT Reviewed)

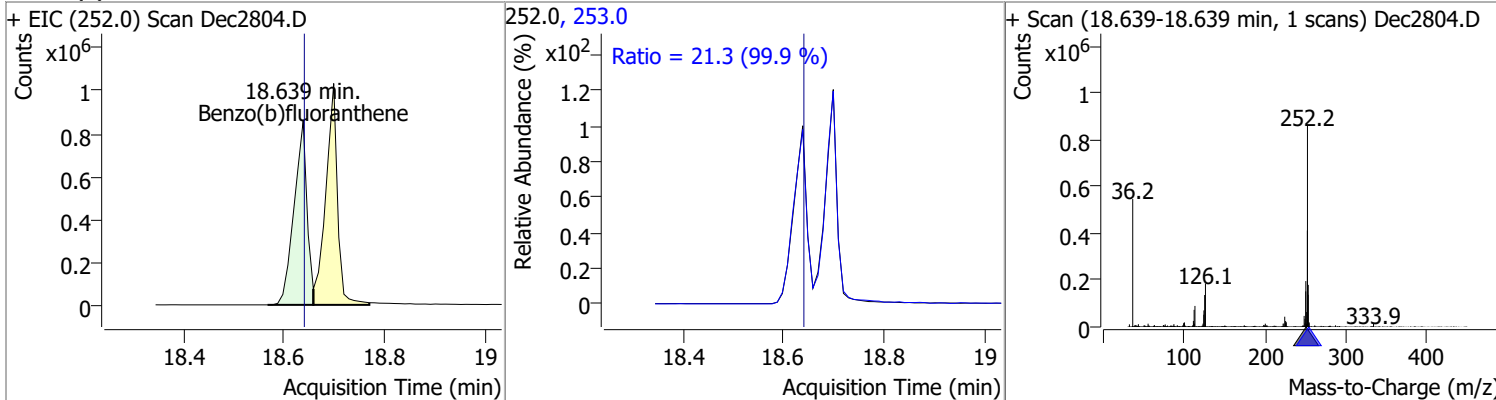
| Compound | Conc. | RT | Dev(Min) | Resp. | QIon | QRatio | Lower | Upper |
|----------------------------|----------|-------|----------|--------|-------|--------|-------|-------|
| bis(2-ethylhexyl)Phthalate | 104.8539 | 16.71 | 0.00 | 214493 | 149.0 | 408.3 | 295.1 | 548.1 |
| | | | | | 279.0 | 12.1 | 7.9 | 14.6 |



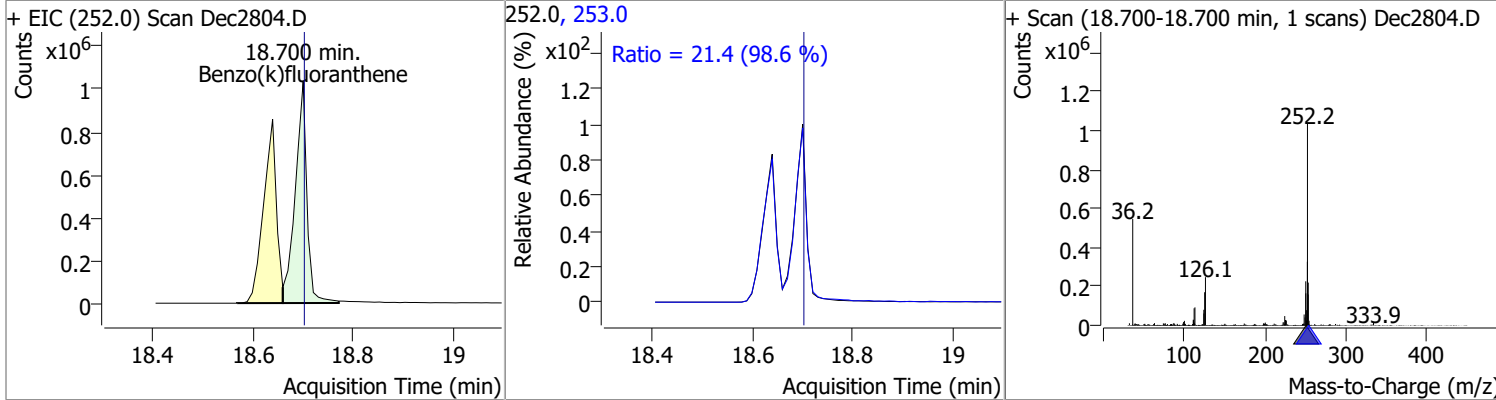
| Compound | Conc. | RT | Dev(Min) | Resp. | QIon | QRatio | Lower | Upper |
|----------------------|----------|-------|----------|---------|-------|--------|-------|-------|
| Di-n-octyl Phthalate | 103.7532 | 18.39 | 0.01 | 1535607 | 150.0 | 9.5 | 6.8 | 12.6 |



| Compound | Conc. | RT | Dev(Min) | Resp. | QIon | QRatio | Lower | Upper |
|----------------------|----------|-------|----------|---------|-------|--------|-------|-------|
| Benzo(b)fluoranthene | 100.3677 | 18.64 | 0.01 | 1531709 | 253.0 | 21.3 | 15.0 | 27.8 |

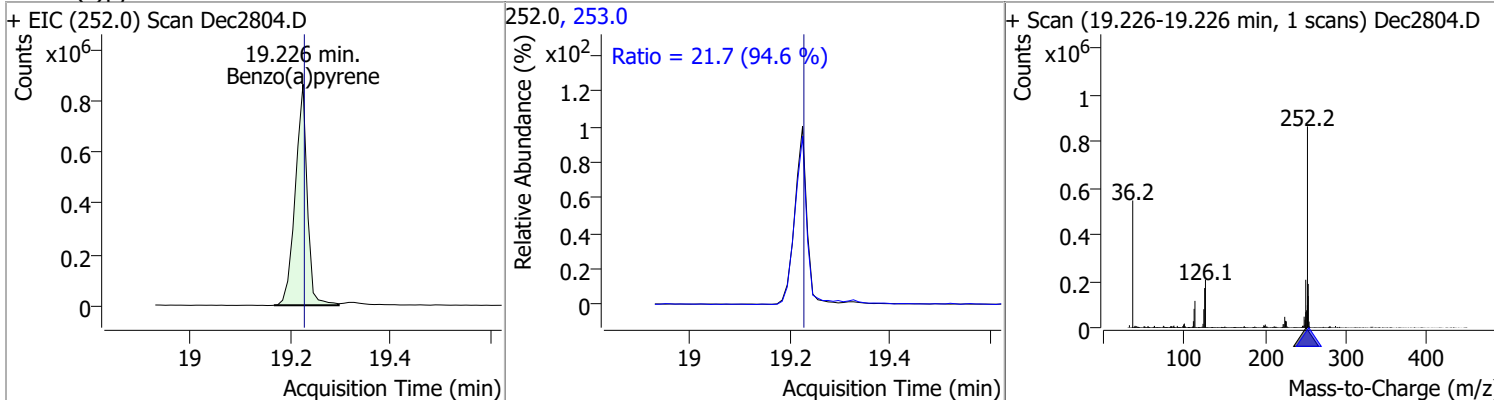


| Compound | Conc. | RT | Dev(Min) | Resp. | QIon | QRatio | Lower | Upper |
|----------------------|----------|-------|----------|---------|-------|--------|-------|-------|
| Benzo(k)fluoranthene | 100.9583 | 18.70 | 0.01 | 1670974 | 253.0 | 21.4 | 15.2 | 28.2 |

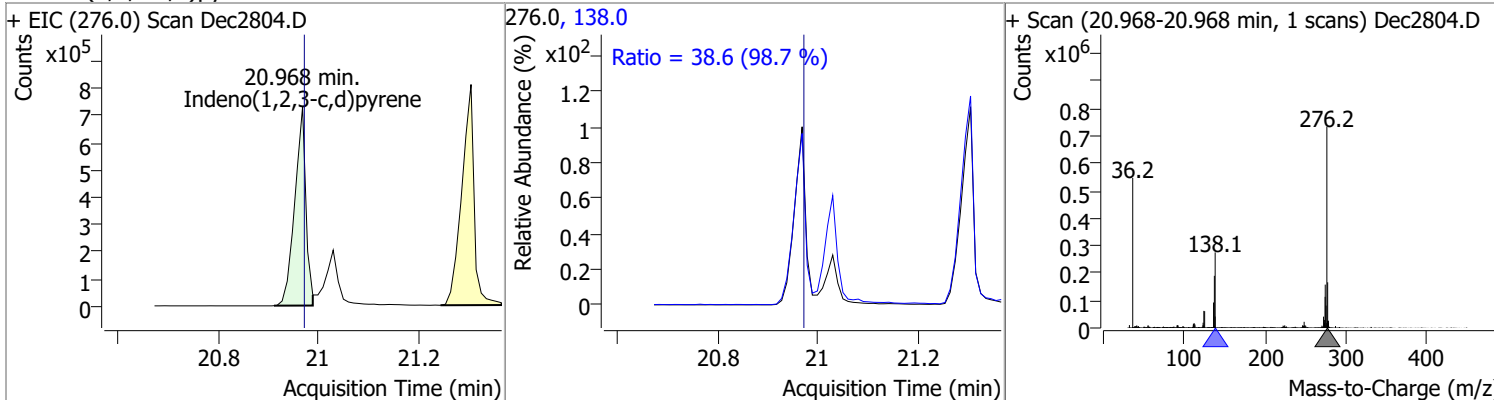


Quantitation Results Report (QT Reviewed)

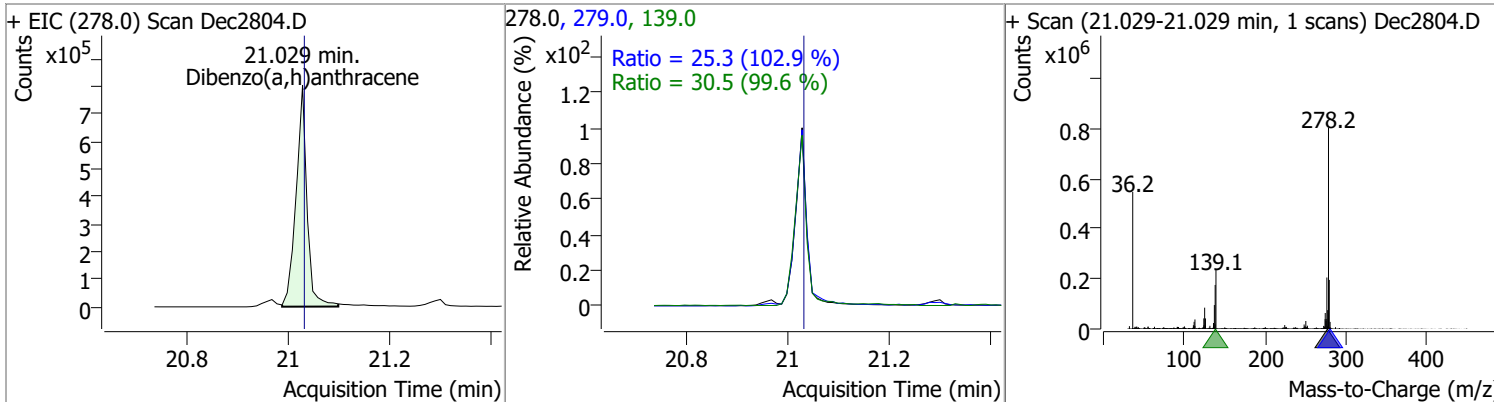
| Compound | Conc. | RT | Dev(Min) | Resp. | QIon | QRatio | Lower | Upper |
|----------------|---------|-------|----------|---------|-------|--------|-------|-------|
| Benzo(a)pyrene | 97.3735 | 19.23 | 0.01 | 1424857 | 253.0 | 21.7 | 16.1 | 29.8 |



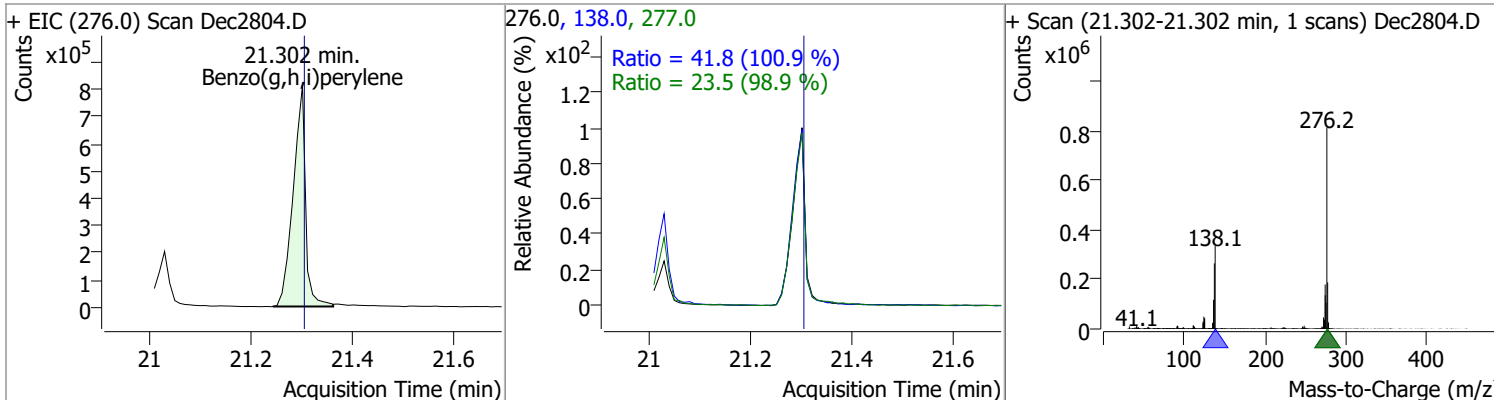
| Compound | Conc. | RT | Dev(Min) | Resp. | QIon | QRatio | Lower | Upper |
|-------------------------|----------|-------|----------|---------|-------|--------|-------|-------|
| Indeno(1,2,3-c,d)pyrene | 100.5804 | 20.97 | 0.01 | 1118524 | 138.0 | 38.6 | 27.4 | 50.8 |



| Compound | Conc. | RT | Dev(Min) | Resp. | QIon | QRatio | Lower | Upper |
|------------------------|---------|-------|----------|---------|-------|--------|-------|-------|
| Dibenzo(a,h)anthracene | 98.9596 | 21.03 | 0.01 | 1209636 | 139.0 | 30.5 | 21.4 | 39.7 |
| | | | | | 279.0 | 25.3 | 17.2 | 32.0 |

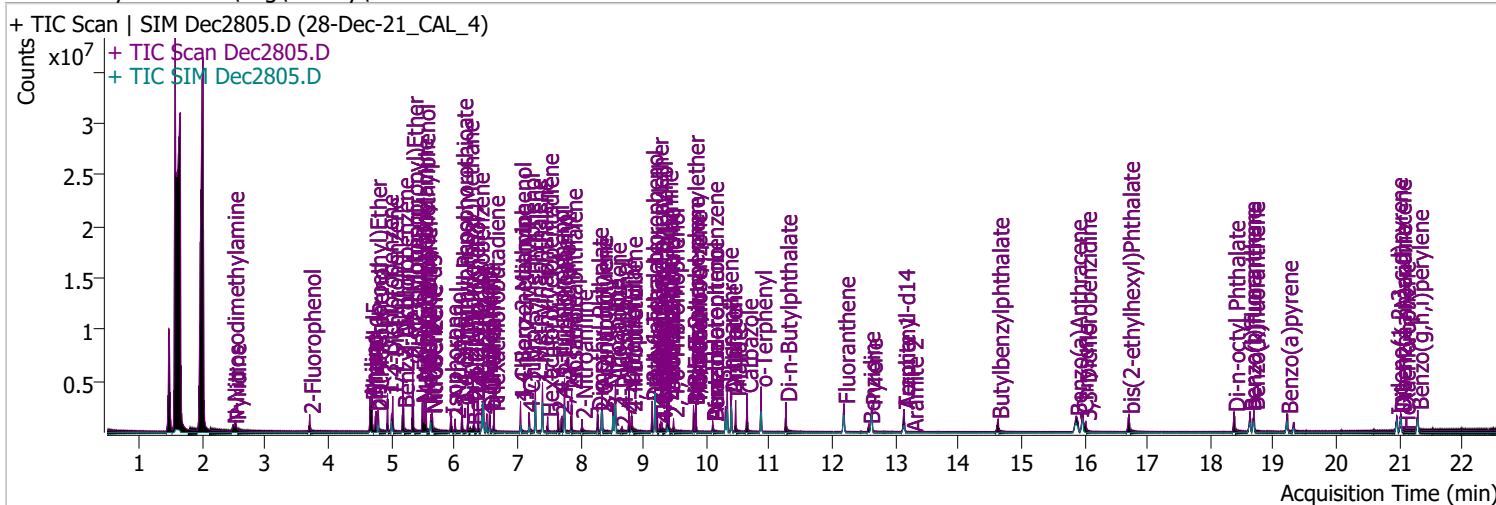


| Compound | Conc. | RT | Dev(Min) | Resp. | QIon | QRatio | Lower | Upper |
|----------------------|----------|-------|----------|---------|-------|--------|-------|-------|
| Benzo(g,h,i)perylene | 101.2584 | 21.30 | 0.01 | 1382277 | 138.0 | 41.8 | 29.0 | 53.9 |
| | | | | | 277.0 | 23.5 | 16.7 | 31.0 |



Quantitation Results Report (QT Reviewed)

| | | | |
|----------------|----------------------------|-------------------|------------------------|
| Data File | Dec2805.D | Operator | LIMS import |
| Acq. Method | BNA+SIM.M | Acq. Date-Time | 12/28/2021 4:02:09 PM |
| Sample Name | 28-Dec-21_CAL_4 | Instrument | Instrument #1 |
| Vial | 5 | Multiplier | 1.00 |
| DA Method File | | Comment | SVOC-8270-W-LARGO |
| Tune File | dftppdsm.u | Tune Date | 11/24/2021 11:15:00 AM |
| Batch Name | 122821 bna 1 CAL.batch.bin | Last Calib Update | 12/29/2021 7:25:46 PM |
| Ref Library | D:\Org\Library\NIST129K.I | | |



| Compound | RT | QIon | Resp. | Conc. | Units | Dev(Min) |
|----------|----|------|-------|-------|-------|----------|
|----------|----|------|-------|-------|-------|----------|

Internal Standards

System Monitoring Compounds

| | | | | | | |
|------------------------|----------------------|-------|---------|-------------------|------|-------|
| S 2-Fluorophenol | 3.704 | 112.0 | 483925 | 75.1287 | µg/L | 0.000 |
| Spiked Amount: 200.000 | Range: 10.0 - 75.0% | | | Recovery = 37.56% | | |
| S Phenol-d5 | 4.685 | 99.0 | 742781 | 79.4129 | µg/L | 0.000 |
| Spiked Amount: 200.000 | Range: 10.0 - 65.0% | | | Recovery = 39.71% | | |
| S Nitrobenzene-d5 | 5.624 | 82.0 | 356708 | 77.5550 | µg/L | 0.000 |
| Spiked Amount: 100.000 | Range: 32.0 - 94.0% | | | Recovery = 77.56% | | |
| S 2-Fluorobiphenyl | 7.749 | 172.0 | 1337976 | 73.4586 | µg/L | 0.000 |
| Spiked Amount: 100.000 | Range: 28.0 - 107.0% | | | Recovery = 73.46% | | |
| S 2,4,6-Tribromophenol | 9.479 | 329.8 | 64861 | 74.6907 | µg/L | 0.000 |
| Spiked Amount: 200.000 | Range: 25.0 - 140.0% | | | Recovery = 37.35% | | |
| S Terphenyl-d14 | 13.139 | 244.3 | 1013764 | 73.3770 | µg/L | 0.000 |
| Spiked Amount: 100.000 | Range: 32.0 - 122.0% | | | Recovery = 73.38% | | |

Target Compounds

| Compound | RT | QIon | Resp. | Conc. | Units | QValue |
|-------------------------------|-------|-------|---------|---------|-------|--------|
| T N-Nitrosodimethylamine | 2.489 | 74.0 | 221249 | 74.9882 | µg/L | 100 |
| T Pyridine | 2.520 | 79.0 | 548983 | 75.3018 | µg/L | 100 |
| T Aniline | 4.664 | 93.0 | 1094803 | 80.2192 | µg/L | 100 |
| T Phenol | 4.695 | 94.0 | 850482 | 82.3719 | µg/L | 100 |
| T bis(-2-Chloroethyl)Ether | 4.756 | 63.0 | 653819 | 76.4360 | µg/L | 100 |
| T 2-Chlorophenol | 4.787 | 128.0 | 591097 | 77.4712 | µg/L | 100 |
| T 1,3-Dichlorobenzene | 4.940 | 146.0 | 745868 | 75.2025 | µg/L | m 100 |
| T 1,4-Dichlorobenzene | 5.022 | 146.0 | 728234 | 74.4513 | µg/L | m 100 |
| T 1,2-Dichlorobenzene | 5.185 | 146.0 | 765045 | 74.6750 | µg/L | m 100 |
| T Benzyl Alcohol | 5.195 | 108.0 | 372379 | 76.8767 | µg/L | 98 |
| T bis(2-chloroisopropyl)Ether | 5.338 | 121.0 | 261263 | 83.9522 | µg/L | 100 |
| T 2-Methylphenol | 5.338 | 107.0 | 588001 | 78.1861 | µg/L | 100 |
| T N-nitroso-Di-n-propylamine | 5.492 | 70.0 | 436883 | 77.3567 | µg/L | 100 |
| T 4Methylphenol/3Methylphenol | 5.522 | 107.0 | 783926 | 78.4303 | µg/L | 100 |
| T Hexachloroethane | 5.553 | 117.0 | 204692 | 76.9337 | µg/L | 100 |

Quantitation Results Report (QT Reviewed)

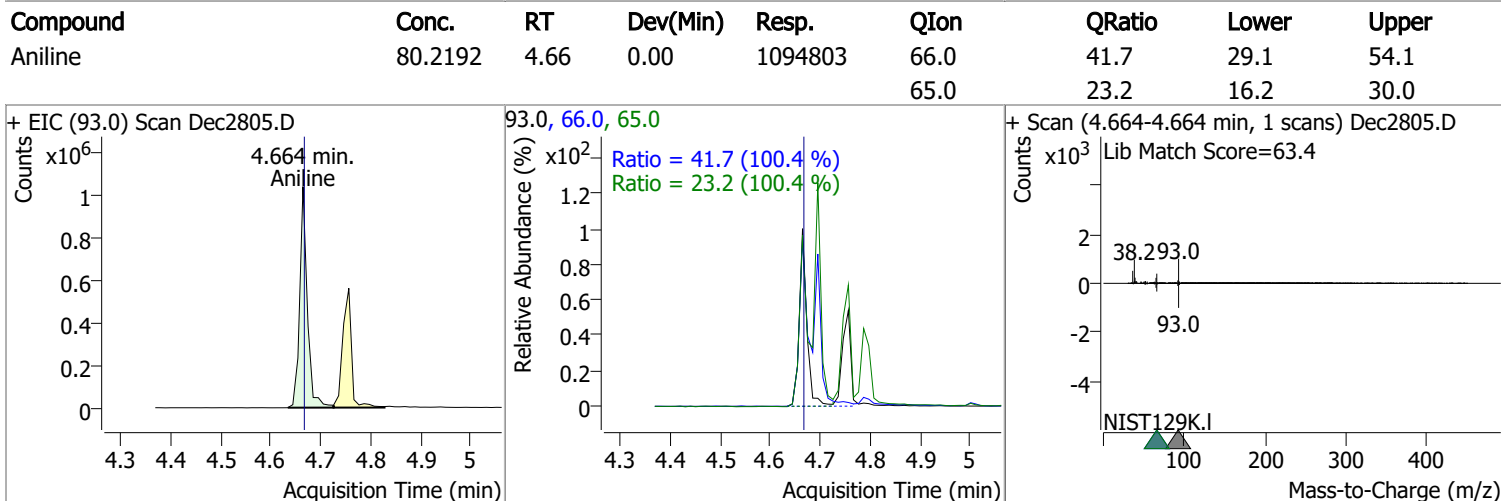
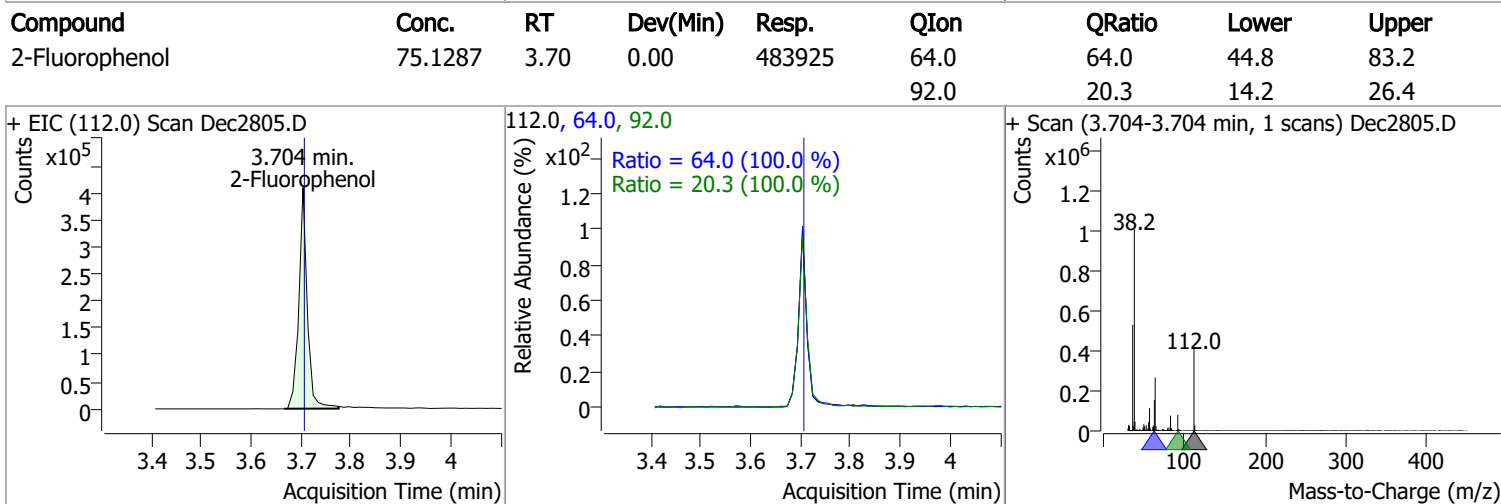
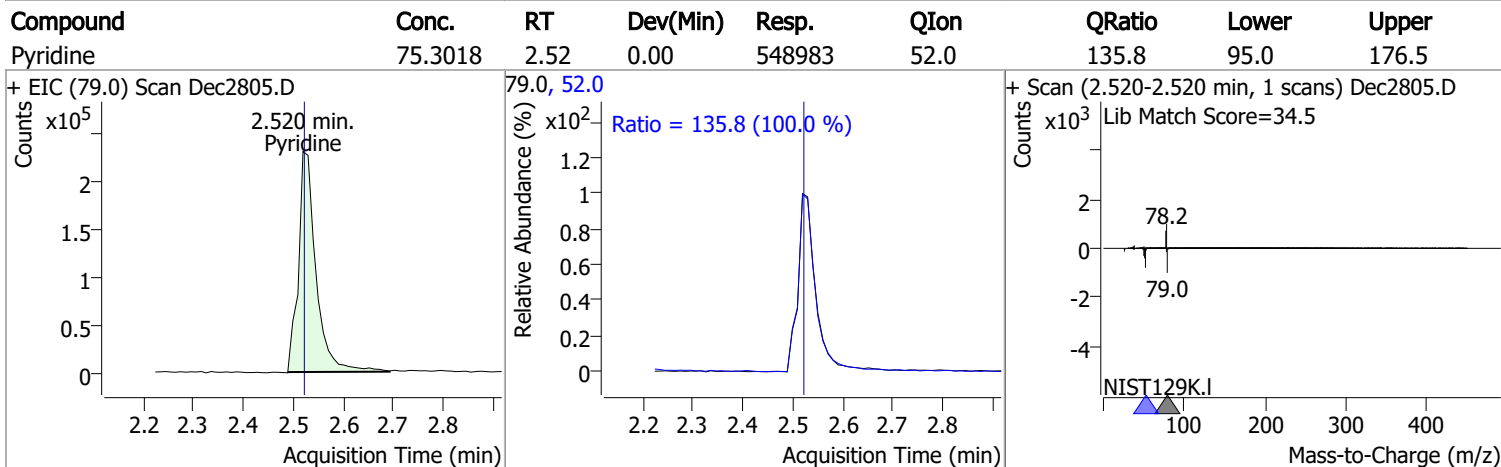
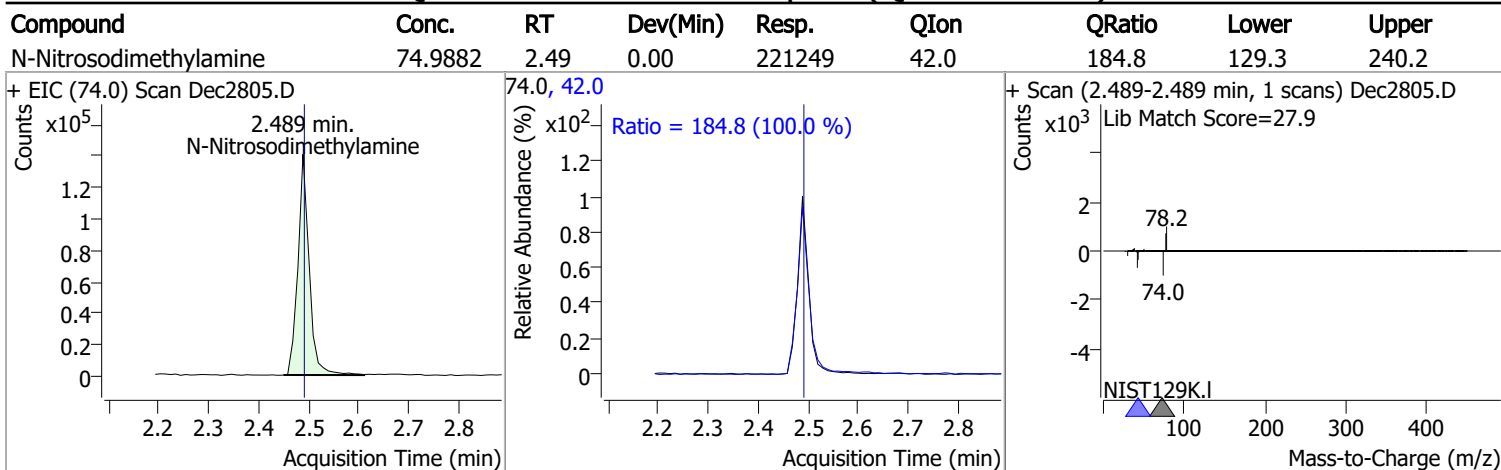
| Compound | RT | QIon | Resp. | Conc. | Units | Dev(Min) |
|-------------------------------|--------|-------|---------|---------|-------|----------|
| T Nitrobenzene | 5.645 | 123.1 | 179853 | 75.7172 | µg/L | 100 |
| T Isophorone | 5.951 | 82.0 | 909801 | 75.1387 | µg/L | 100 |
| T 2-Nitrophenol | 6.013 | 139.0 | 158728 | 77.6213 | µg/L | 100 |
| T 2,4-Dimethylphenol | 6.126 | 122.0 | 514302 | 73.8020 | µg/L | 100 |
| T bis(-2-Chloroethoxy)Methane | 6.218 | 93.0 | 677158 | 74.4560 | µg/L | 100 |
| T Benzoic Acid | 6.301 | 105.0 | 290769 | 78.4974 | µg/L | 100 |
| T 2,4-Dichlorophenol | 6.311 | 162.0 | 419264 | 76.6454 | µg/L | 100 |
| T 1,2,4-Trichlorobenzene | 6.383 | 180.0 | 533586 | 73.5342 | µg/L | 100 |
| T Naphthalene | 6.465 | 128.0 | 1800978 | 75.4261 | µg/L | m 100 |
| T 4-Chlorophenol | 6.516 | 130.0 | 152036 | 75.9576 | µg/L | m 100 |
| T p-Chloroaniline | 6.557 | 127.0 | 661505 | 75.4371 | µg/L | 100 |
| T Hexachlorobutadiene | 6.629 | 224.9 | 266661 | 71.6434 | µg/L | 100 |
| T 4-Chloro-2-Methylphenol | 7.050 | 107.0 | 422116 | 75.7537 | µg/L | 100 |
| T 4-Chloro-3-Methylphenol | 7.184 | 107.0 | 426066 | 76.9427 | µg/L | 100 |
| T 2-Methylnaphthalene | 7.286 | 141.0 | 995823 | 72.6519 | µg/L | m 100 |
| T 1-Methylnaphthalene | 7.399 | 141.0 | 1006179 | 73.9714 | µg/L | m 100 |
| T Hexachlorocyclopentadiene | 7.482 | 236.9 | 143380 | 74.4235 | µg/L | 100 |
| T 2,4,6-Trichlorophenol | 7.646 | 196.0 | 246487 | 73.9546 | µg/L | m 100 |
| T 2,4,5-Trichlorophenol | 7.707 | 196.0 | 283680 | 74.2829 | µg/L | 100 |
| T 2-Chloronaphthalene | 7.862 | 162.0 | 1054504 | 71.3935 | µg/L | 100 |
| T 2-Nitroaniline | 8.026 | 65.0 | 167618 | 71.5268 | µg/L | 100 |
| T Dimethyl Phthalate | 8.272 | 163.0 | 992530 | 74.1874 | µg/L | 100 |
| T 2,6-Dinitrotoluene | 8.333 | 165.0 | 113854 | 74.3460 | µg/L | 100 |
| T Acenaphthylene | 8.343 | 152.1 | 1612620 | 70.6472 | µg/L | 100 |
| T 3-Nitroaniline | 8.527 | 138.0 | 121260 | 68.4225 | µg/L | 100 |
| T Acenaphthene | 8.558 | 154.0 | 973372 | 73.6465 | µg/L | 100 |
| T 2,4-Dinitrophenol | 8.660 | 184.0 | 59341 | 74.3805 | µg/L | 100 |
| T Dibenzofuran | 8.773 | 168.0 | 1572142 | 73.7933 | µg/L | 100 |
| T 4-Nitrophenol | 8.814 | 109.0 | 165006 | 73.5781 | µg/L | 100 |
| T 2,4-Dinitrotoluene | 8.814 | 165.0 | 147997 | 75.1453 | µg/L | 100 |
| T Diethylphthalate | 9.141 | 149.0 | 1086187 | 74.9911 | µg/L | 100 |
| T Fluorene | 9.182 | 166.0 | 1224821 | 72.0280 | µg/L | 100 |
| T 4-Chlorophenyl-phenylether | 9.223 | 204.0 | 519520 | 73.5400 | µg/L | 100 |
| T 4-Nitroaniline | 9.274 | 138.0 | 140161 | 78.8666 | µg/L | 100 |
| T 4,6-Dinitro-2-methylphenol | 9.295 | 198.0 | 75737 | 75.7286 | µg/L | 100 |
| T N-nitrosodiphenylamine | 9.377 | 169.0 | 755015 | 75.0830 | µg/L | 100 |
| T Azobenzene | 9.407 | 77.0 | 1098194 | 80.2177 | µg/L | 100 |
| T 4-Bromophenyl-phenylether | 9.796 | 248.0 | 280063 | 75.7570 | µg/L | 100 |
| T Hexachlorobenzene | 9.837 | 283.9 | 263433 | 76.2575 | µg/L | 100 |
| T Pentachlorophenol | 10.100 | 265.9 | 108974 | 78.4772 | µg/L | 100 |
| T Phenanthrene | 10.333 | 178.0 | 1630245 | 76.2757 | µg/L | m 100 |
| T Anthracene | 10.394 | 178.0 | 1623433 | 77.7359 | µg/L | m 100 |
| T Triallate | 10.465 | 86.0 | 338494 | 78.3641 | µg/L | 100 |
| T Carbazole | 10.647 | 167.0 | 1606880 | 76.5358 | µg/L | 100 |
| T o-Terphenyl | 10.870 | 230.0 | 801512 | 76.6514 | µg/L | 100 |
| T Di-n-Butylphthalate | 11.265 | 149.0 | 1466232 | 76.5041 | µg/L | 100 |
| T Fluoranthene | 12.186 | 202.0 | 1609940 | 75.0996 | µg/L | 100 |
| T Benzidine | 12.581 | 184.0 | 487971 | 65.9357 | µg/L | 100 |
| T Pyrene | 12.622 | 202.0 | 1780968 | 77.1748 | µg/L | 100 |
| T Butylbenzylphthalate | 14.633 | 149.0 | 437468 | 77.2394 | µg/L | 100 |
| T Benzo(a)Anthracene | 15.870 | 228.0 | 1178864 | 75.1874 | µg/L | m 100 |
| T Chrysene | 15.972 | 228.0 | 1325598 | 74.0181 | µg/L | 100 |
| T 3,3-Dichlorobenzidine | 16.023 | 252.0 | 350810 | 74.8077 | µg/L | 100 |
| T bis(2-ethylhexyl)Phthalate | 16.708 | 167.0 | 141948 | 76.0444 | µg/L | 100 |
| T Di-n-octyl Phthalate | 18.376 | 149.0 | 1039627 | 75.8308 | µg/L | 100 |

Quantitation Results Report (QT Reviewed)

| Compound | RT | QIon | Resp. | Conc. | Units | Dev(Min) |
|---------------------------|--------|-------|---------|---------|-------|----------|
| T Benzo(b)fluoranthene | 18.629 | 252.0 | 1135032 | 75.2444 | µg/L | m |
| T Benzo(k)fluoranthene | 18.690 | 252.0 | 1232144 | 75.3152 | µg/L | 100 |
| T Benzo(a)pyrene | 19.216 | 252.0 | 1084549 | 77.5419 | µg/L | 100 |
| T Indeno(1,2,3-c,d)pyrene | 20.958 | 276.0 | 815107 | 76.0007 | µg/L | m |
| T Dibenzo(a,h)anthracene | 21.019 | 278.0 | 927685 | 77.2236 | µg/L | 100 |
| T Benzo(g,h,i)perylene | 21.292 | 276.0 | 979101 | 73.6405 | µg/L | 100 |

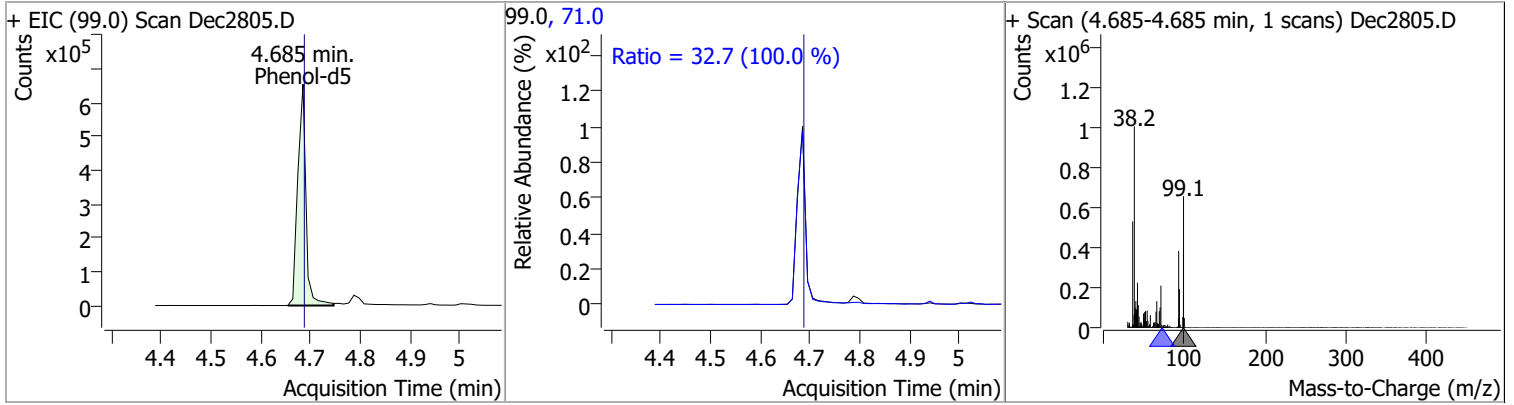
(#) = Qualifier Out of Range; (m) = Manual Integration; (+) = Area Summed; (*) = Surrogate Percent Recovery Out of Range; (d): Zeroed Peak

Quantitation Results Report (QT Reviewed)

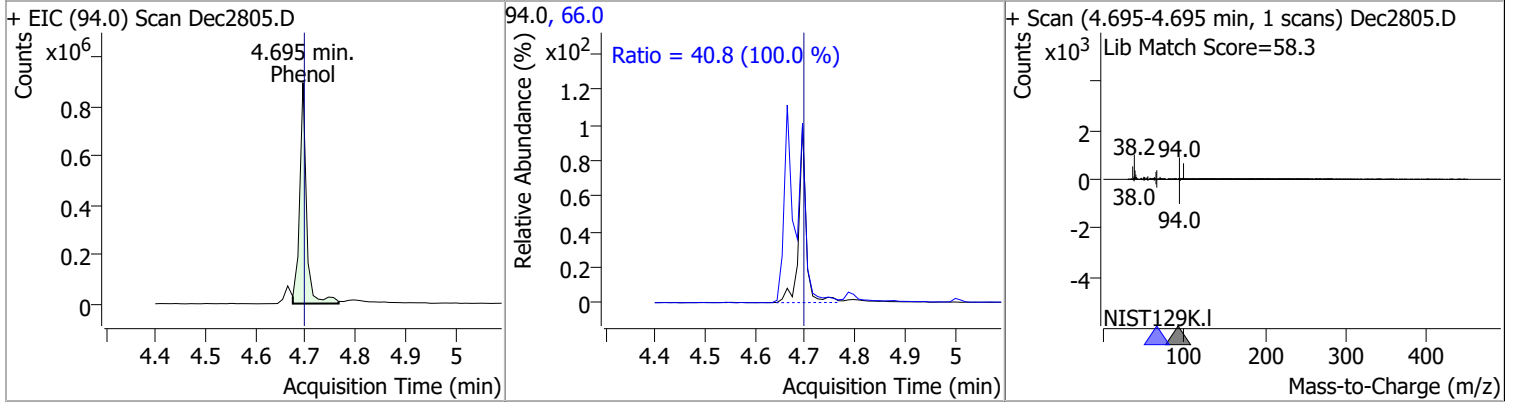


Quantitation Results Report (QT Reviewed)

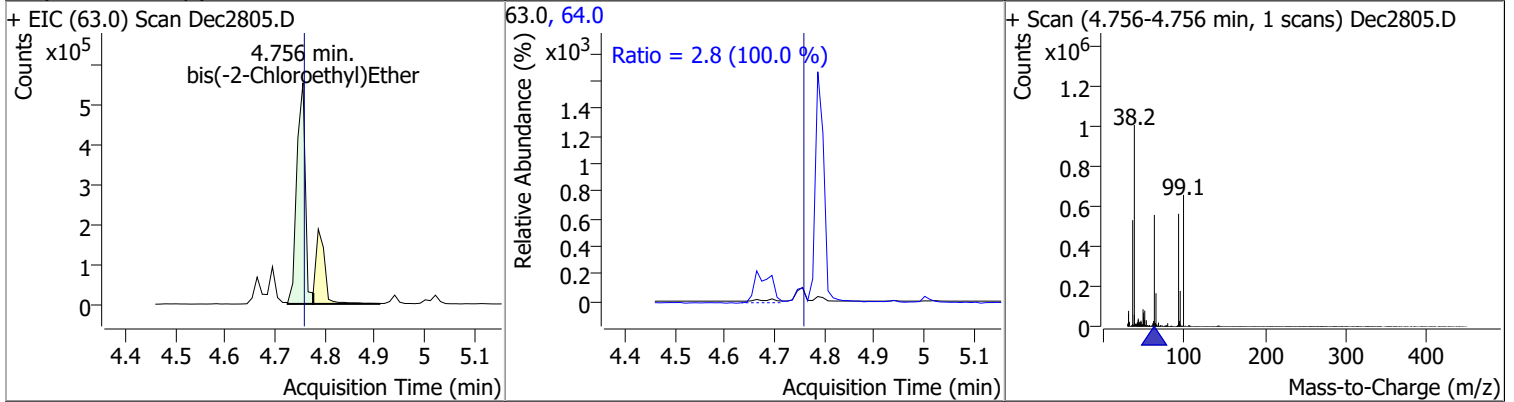
| Compound | Conc. | RT | Dev(Min) | Resp. | QIon | QRatio | Lower | Upper |
|-----------|---------|------|----------|--------|------|--------|-------|-------|
| Phenol-d5 | 79.4129 | 4.68 | 0.00 | 742781 | 71.0 | 32.7 | 22.9 | 42.5 |



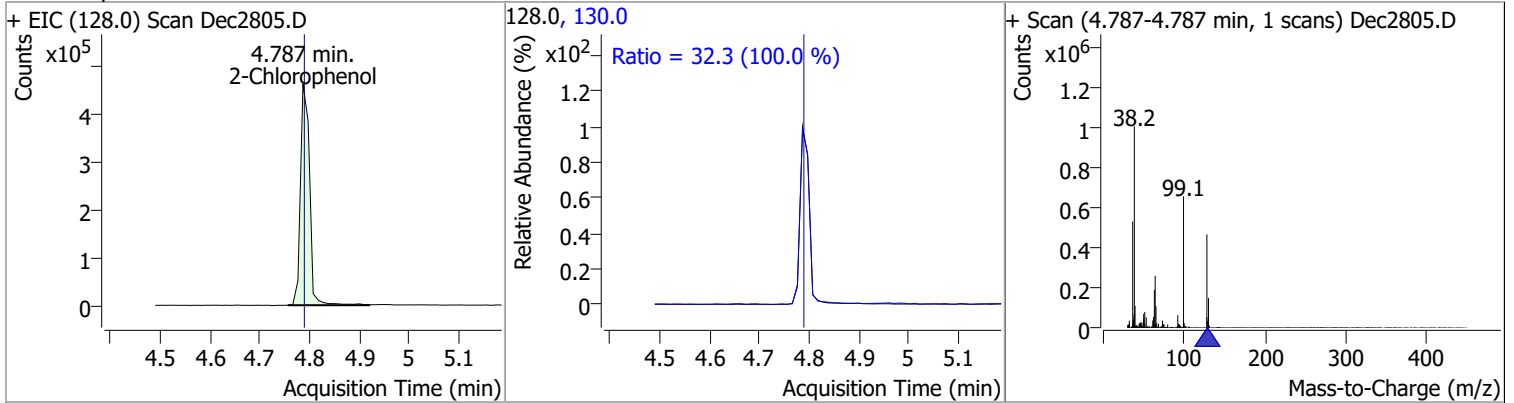
| Compound | Conc. | RT | Dev(Min) | Resp. | QIon | QRatio | Lower | Upper |
|----------|---------|------|----------|--------|------|--------|-------|-------|
| Phenol | 82.3719 | 4.69 | 0.00 | 850482 | 66.0 | 40.8 | 28.6 | 53.1 |



| Compound | Conc. | RT | Dev(Min) | Resp. | QIon | QRatio | Lower | Upper |
|--------------------------|---------|------|----------|--------|------|--------|-------|-------|
| bis(-2-Chloroethyl)Ether | 76.4360 | 4.76 | 0.00 | 653819 | 64.0 | 2.8 | 1.9 | 3.6 |

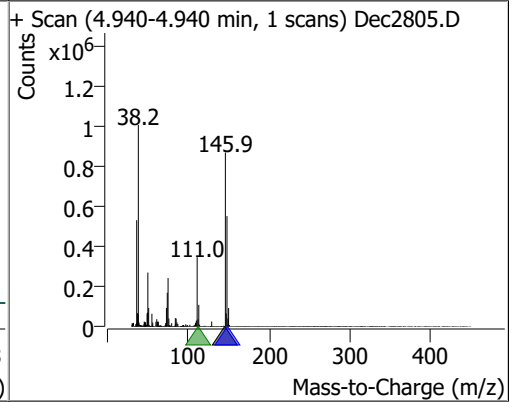
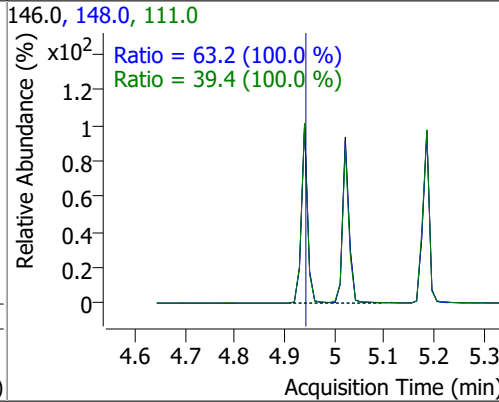
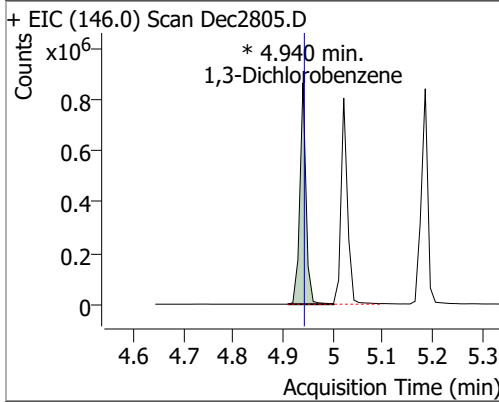


| Compound | Conc. | RT | Dev(Min) | Resp. | QIon | QRatio | Lower | Upper |
|----------------|---------|------|----------|--------|-------|--------|-------|-------|
| 2-Chlorophenol | 77.4712 | 4.79 | 0.00 | 591097 | 130.0 | 32.3 | 22.6 | 42.0 |

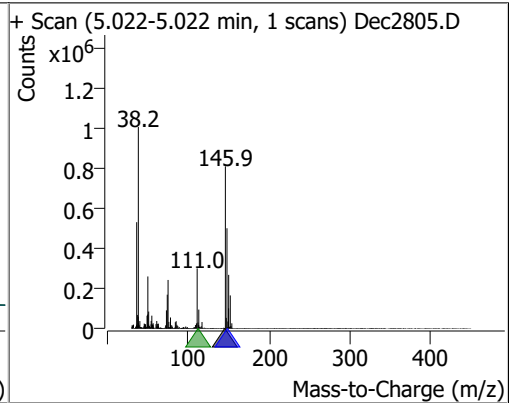
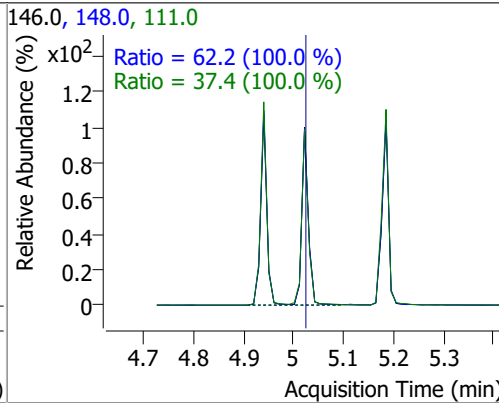
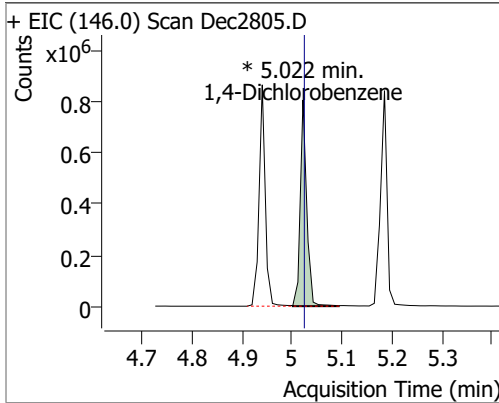


Quantitation Results Report (QT Reviewed)

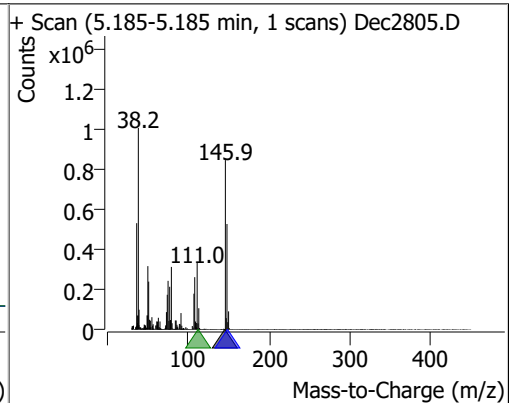
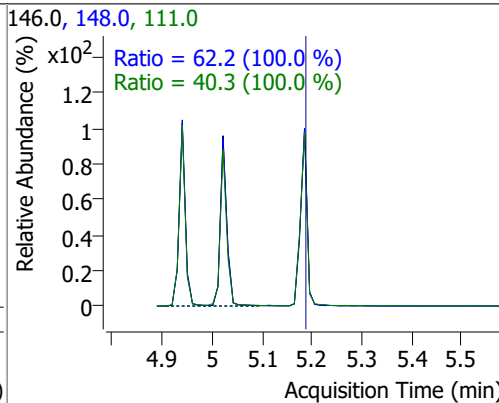
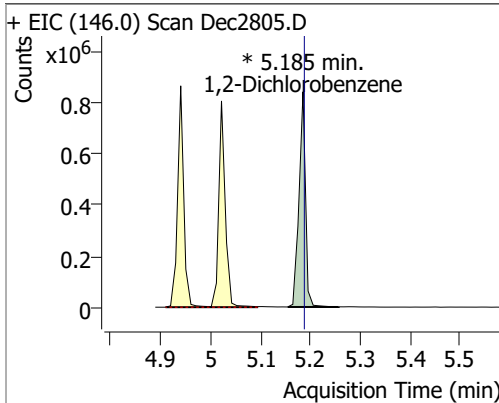
| Compound | Conc. | RT | Dev(Min) | Resp. | QIon | QRatio | Lower | Upper |
|---------------------|---------|------|----------|------------|-------|--------|-------|-------|
| 1,3-Dichlorobenzene | 75.2025 | 4.94 | 0.00 | 745868 (m) | 148.0 | 63.2 | 44.2 | 82.2 |
| | | | | | 111.0 | 39.4 | 27.6 | 51.2 |



| Compound | Conc. | RT | Dev(Min) | Resp. | QIon | QRatio | Lower | Upper |
|---------------------|---------|------|----------|------------|-------|--------|-------|-------|
| 1,4-Dichlorobenzene | 74.4513 | 5.02 | 0.00 | 728234 (m) | 148.0 | 62.2 | 43.6 | 80.9 |
| | | | | | 111.0 | 37.4 | 26.2 | 48.6 |

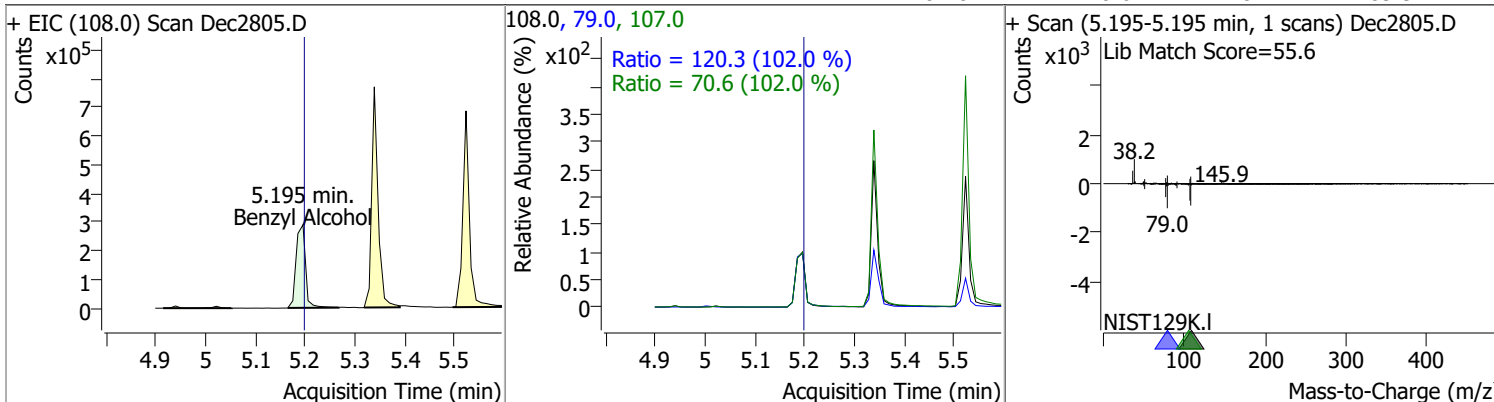


| Compound | Conc. | RT | Dev(Min) | Resp. | QIon | QRatio | Lower | Upper |
|---------------------|---------|------|----------|------------|-------|--------|-------|-------|
| 1,2-Dichlorobenzene | 74.6750 | 5.19 | 0.00 | 765045 (m) | 148.0 | 62.2 | 43.6 | 80.9 |
| | | | | | 111.0 | 40.3 | 28.2 | 52.4 |

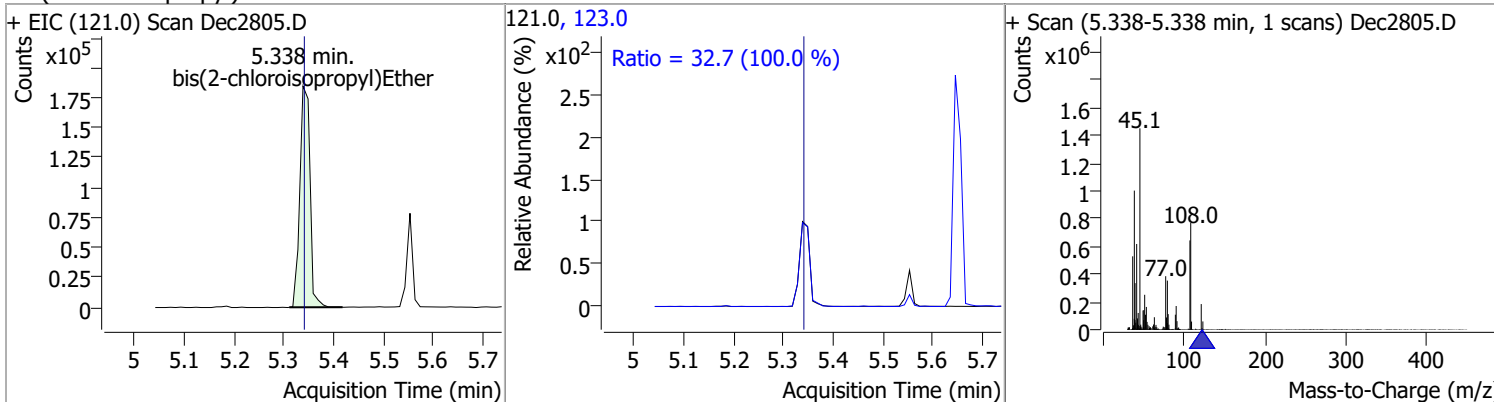


Quantitation Results Report (QT Reviewed)

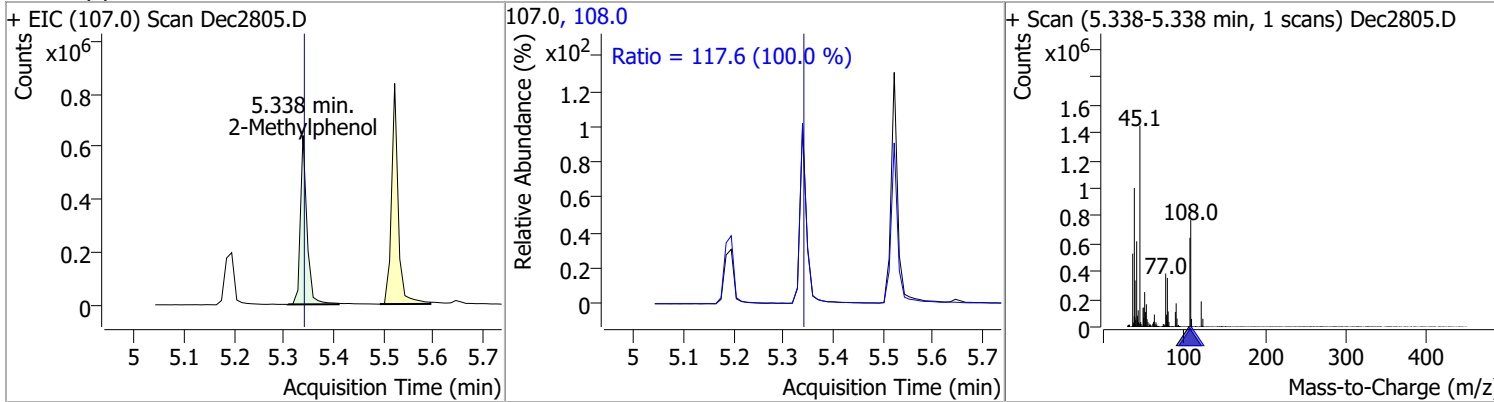
| Compound | Conc. | RT | Dev(Min) | Resp. | QIon | QRatio | Lower | Upper |
|----------------|---------|------|----------|--------|-------|--------|-------|-------|
| Benzyl Alcohol | 76.8767 | 5.20 | 0.00 | 372379 | 79.0 | 120.3 | 82.5 | 153.3 |
| | | | | | 107.0 | 70.6 | 48.4 | 89.9 |



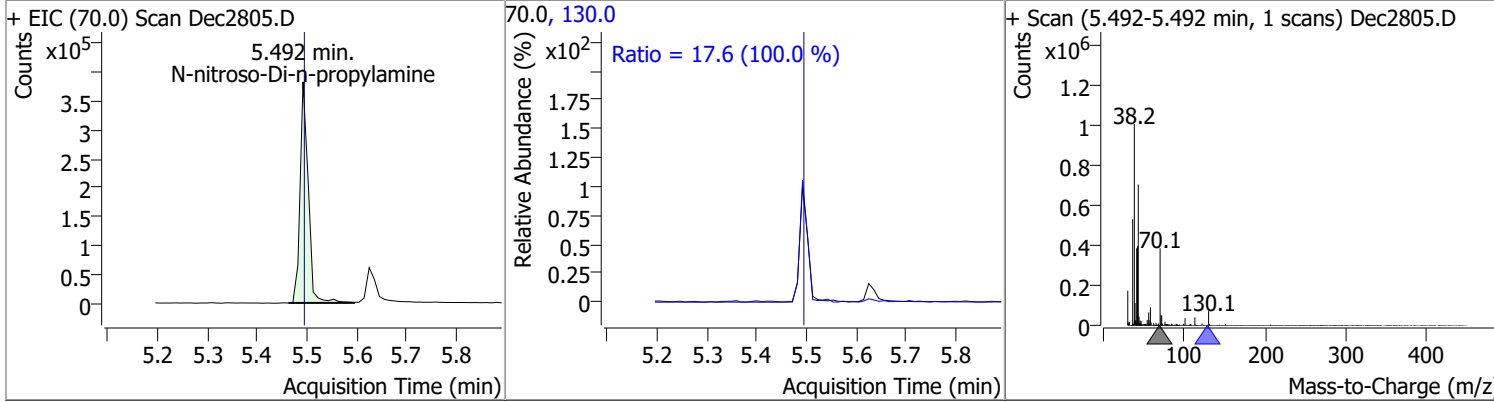
| Compound | Conc. | RT | Dev(Min) | Resp. | QIon | QRatio | Lower | Upper |
|-----------------------------|---------|------|----------|--------|-------|--------|-------|-------|
| bis(2-chloroisopropyl)Ether | 83.9522 | 5.34 | 0.00 | 261263 | 123.0 | 32.7 | 22.9 | 42.5 |



| Compound | Conc. | RT | Dev(Min) | Resp. | QIon | QRatio | Lower | Upper |
|----------------|---------|------|----------|--------|-------|--------|-------|-------|
| 2-Methylphenol | 78.1861 | 5.34 | 0.00 | 588001 | 108.0 | 117.6 | 82.3 | 152.8 |

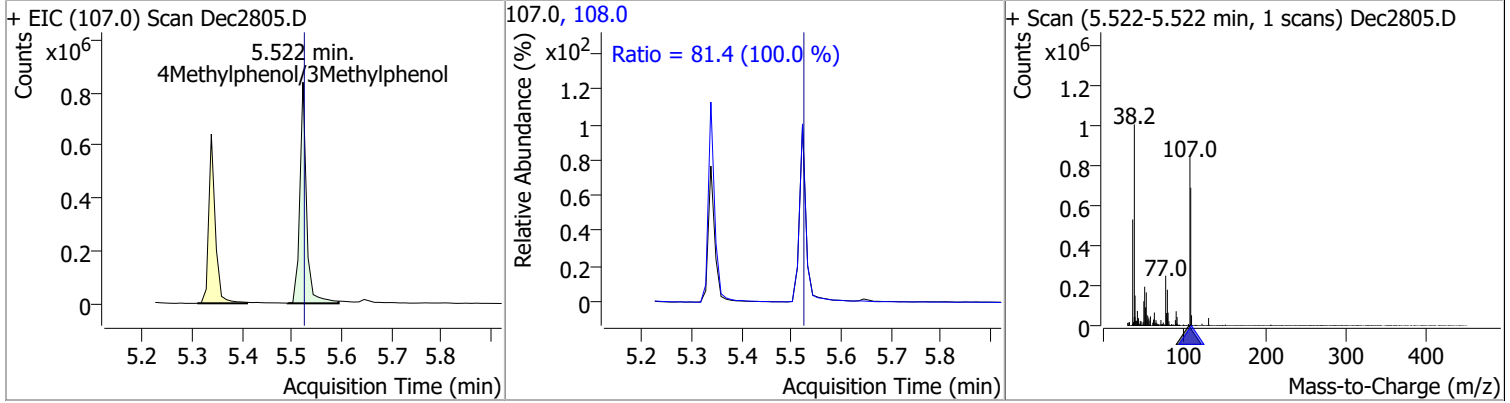


| Compound | Conc. | RT | Dev(Min) | Resp. | QIon | QRatio | Lower | Upper |
|----------------------------|---------|------|----------|--------|-------|--------|-------|-------|
| N-nitroso-Di-n-propylamine | 77.3567 | 5.49 | 0.00 | 436883 | 130.0 | 17.6 | 0.0 | 35.2 |

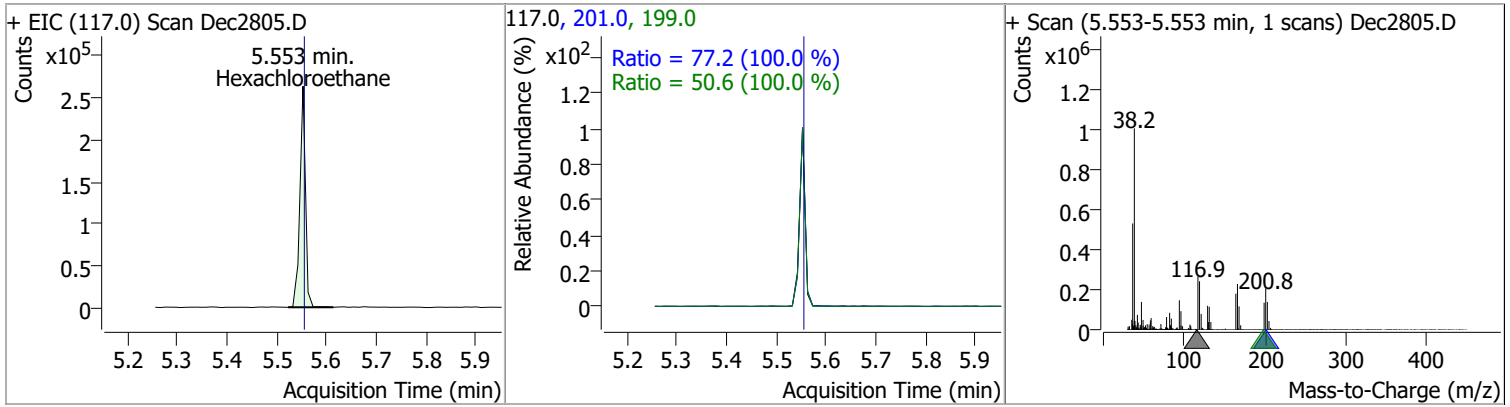


Quantitation Results Report (QT Reviewed)

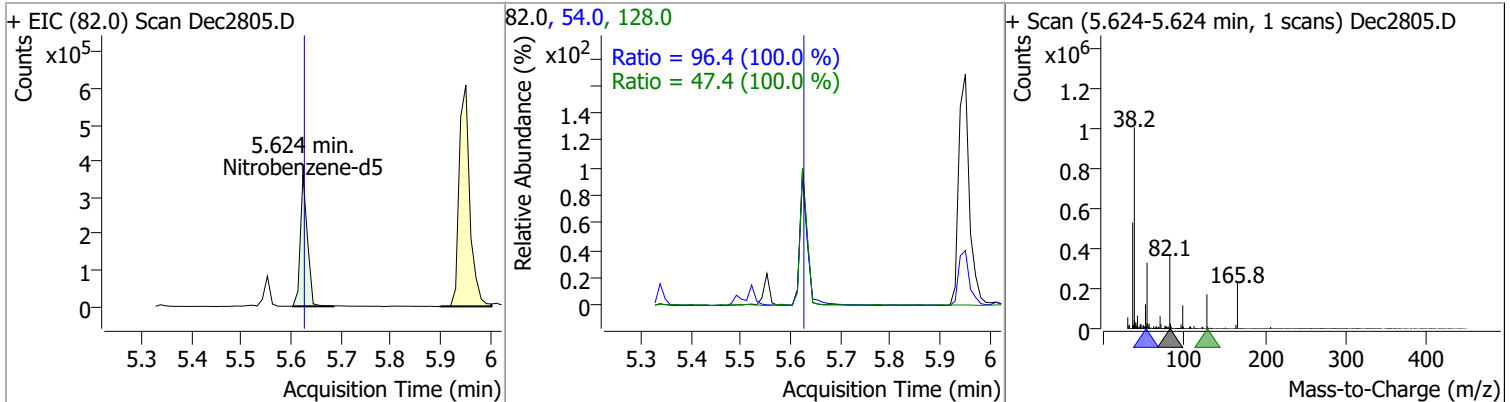
| Compound | Conc. | RT | Dev(Min) | Resp. | QIon | QRatio | Lower | Upper |
|-----------------------------|---------|------|----------|--------|-------|--------|-------|-------|
| 4Methylphenol/3Methylphenol | 78.4303 | 5.52 | 0.00 | 783926 | 108.0 | 81.4 | 57.0 | 105.8 |



| Compound | Conc. | RT | Dev(Min) | Resp. | QIon | QRatio | Lower | Upper |
|------------------|---------|------|----------|--------|-------|--------|-------|-------|
| Hexachloroethane | 76.9337 | 5.55 | 0.00 | 204692 | 201.0 | 77.2 | 54.1 | 100.4 |
| | | | | | 199.0 | 50.6 | 35.4 | 65.7 |

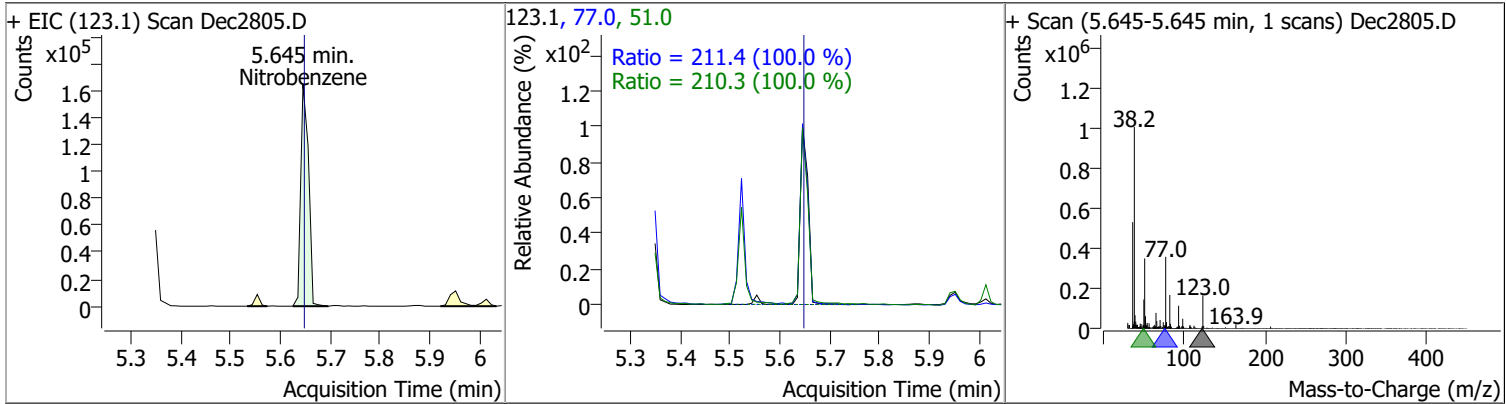


| Compound | Conc. | RT | Dev(Min) | Resp. | QIon | QRatio | Lower | Upper |
|-----------------|---------|------|----------|--------|-------|--------|-------|-------|
| Nitrobenzene-d5 | 77.5550 | 5.62 | 0.00 | 356708 | 54.0 | 96.4 | 67.5 | 125.4 |
| | | | | | 128.0 | 47.4 | 33.2 | 61.6 |

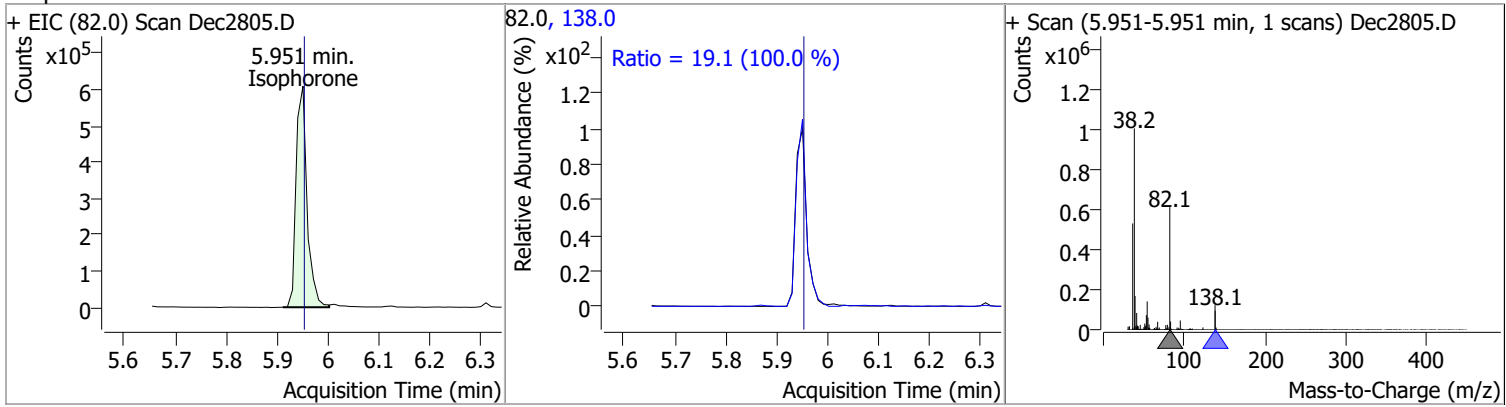


Quantitation Results Report (QT Reviewed)

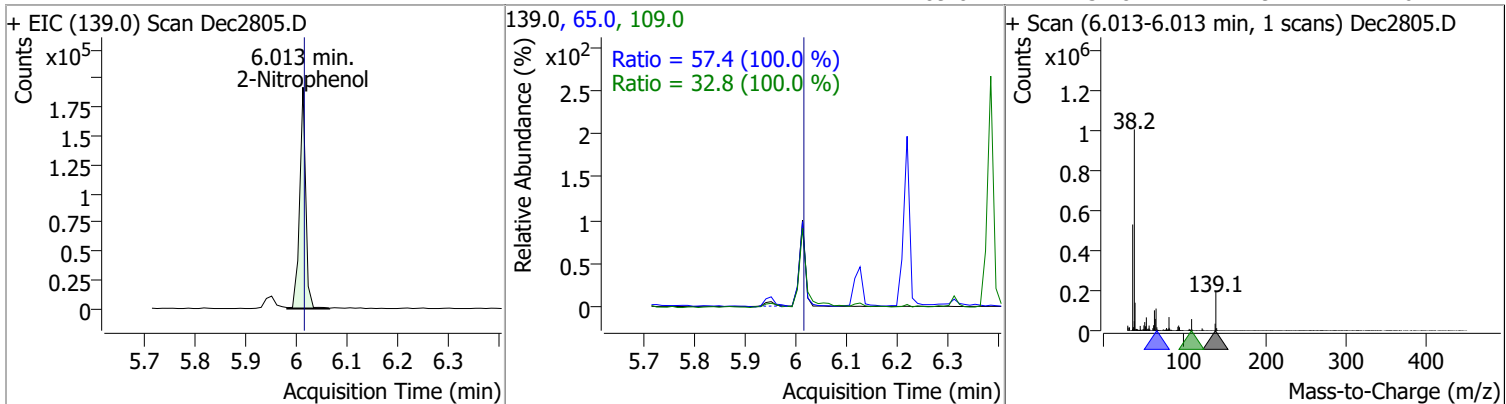
| Compound | Conc. | RT | Dev(Min) | Resp. | QIon | QRatio | Lower | Upper |
|--------------|---------|------|----------|--------|------|--------|-------|-------|
| Nitrobenzene | 75.7172 | 5.64 | 0.00 | 179853 | 77.0 | 211.4 | 148.0 | 274.8 |
| | | | | | 51.0 | 210.3 | 147.2 | 273.4 |



| Compound | Conc. | RT | Dev(Min) | Resp. | QIon | QRatio | Lower | Upper |
|------------|---------|------|----------|--------|-------|--------|-------|-------|
| Isophorone | 75.1387 | 5.95 | 0.00 | 909801 | 138.0 | 19.1 | 13.3 | 24.8 |

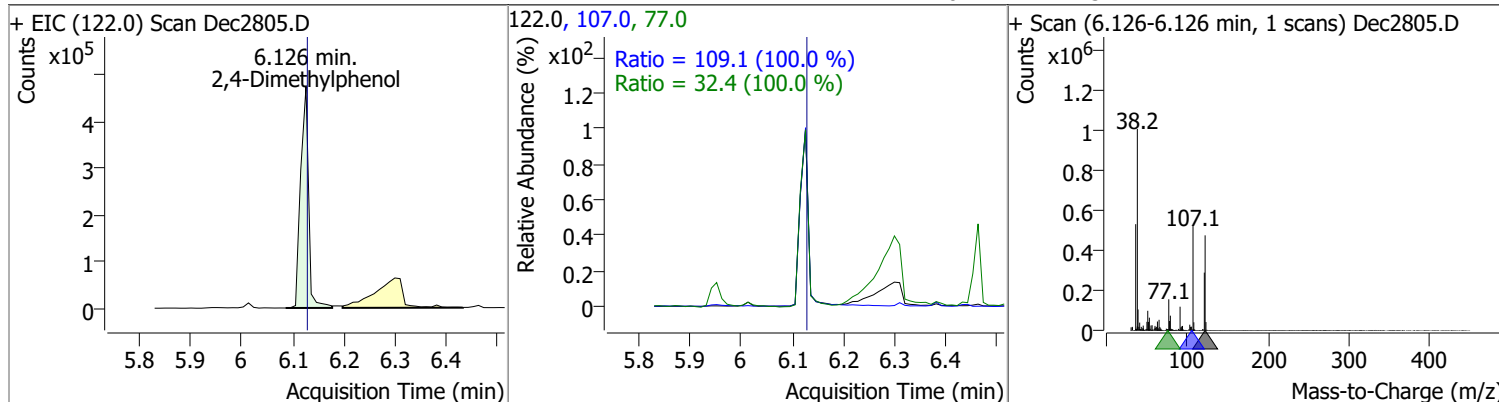


| Compound | Conc. | RT | Dev(Min) | Resp. | QIon | QRatio | Lower | Upper |
|---------------|---------|------|----------|--------|-------|--------|-------|-------|
| 2-Nitrophenol | 77.6213 | 6.01 | 0.00 | 158728 | 65.0 | 57.4 | 40.2 | 74.6 |
| | | | | | 109.0 | 32.8 | 22.9 | 42.6 |

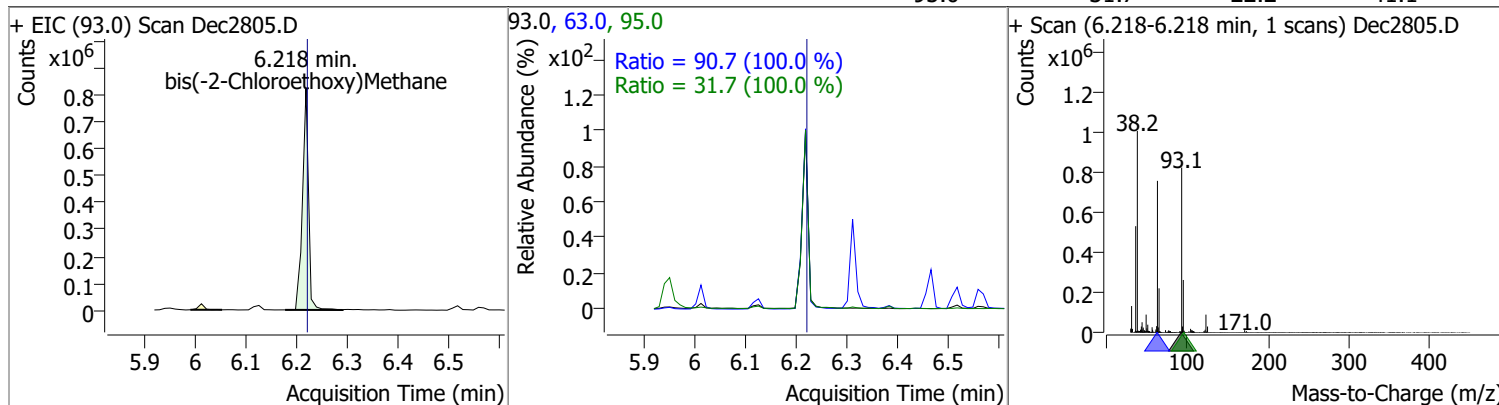


Quantitation Results Report (QT Reviewed)

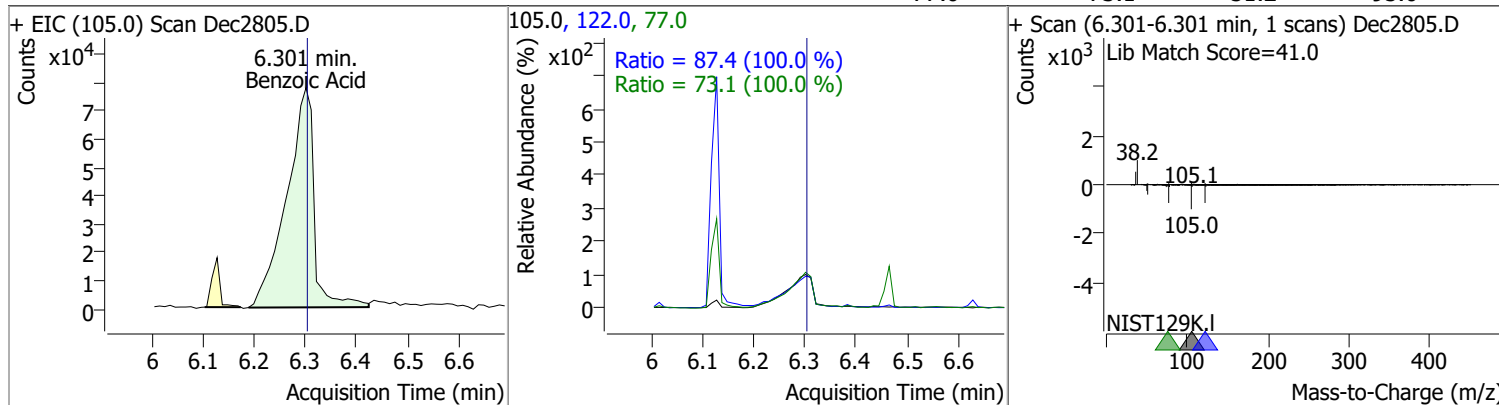
| Compound | Conc. | RT | Dev(Min) | Resp. | QIon | QRatio | Lower | Upper |
|--------------------|---------|------|----------|--------|-------|--------|-------|-------|
| 2,4-Dimethylphenol | 73.8020 | 6.13 | 0.00 | 514302 | 107.0 | 109.1 | 76.4 | 141.8 |
| | | | | | 77.0 | 32.4 | 22.7 | 42.1 |



| Compound | Conc. | RT | Dev(Min) | Resp. | QIon | QRatio | Lower | Upper |
|-----------------------------|---------|------|----------|--------|------|--------|-------|-------|
| bis(-2-Chloroethoxy)Methane | 74.4560 | 6.22 | 0.00 | 677158 | 63.0 | 90.7 | 63.5 | 117.9 |
| | | | | | 95.0 | 31.7 | 22.2 | 41.1 |

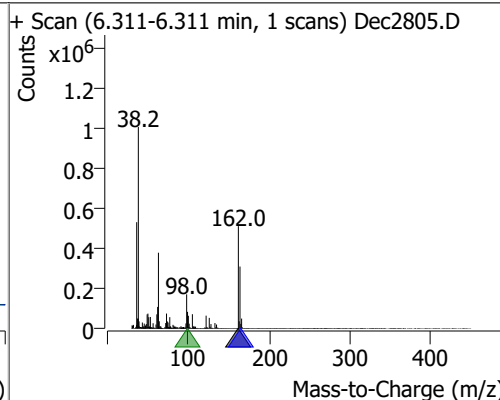
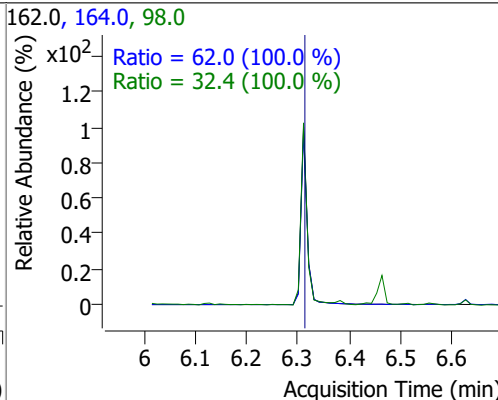
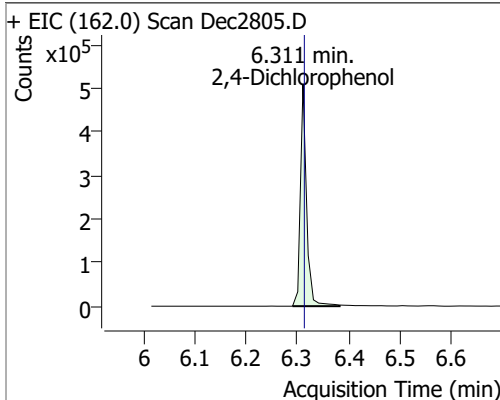


| Compound | Conc. | RT | Dev(Min) | Resp. | QIon | QRatio | Lower | Upper |
|--------------|---------|------|----------|--------|-------|--------|-------|-------|
| Benzoic Acid | 78.4974 | 6.30 | 0.00 | 290769 | 122.0 | 87.4 | 61.1 | 113.6 |
| | | | | | 77.0 | 73.1 | 51.2 | 95.0 |

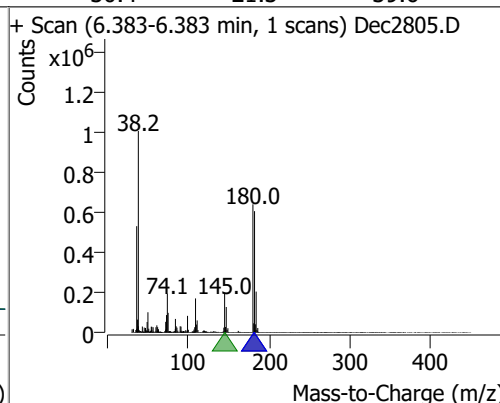
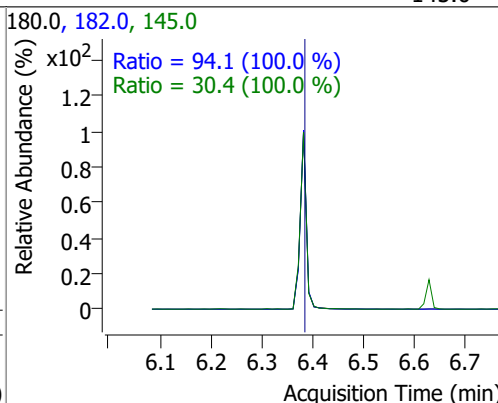
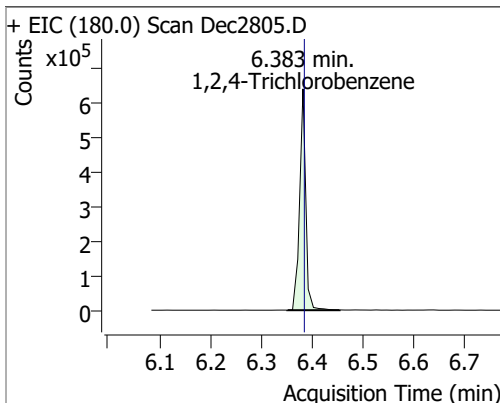


Quantitation Results Report (QT Reviewed)

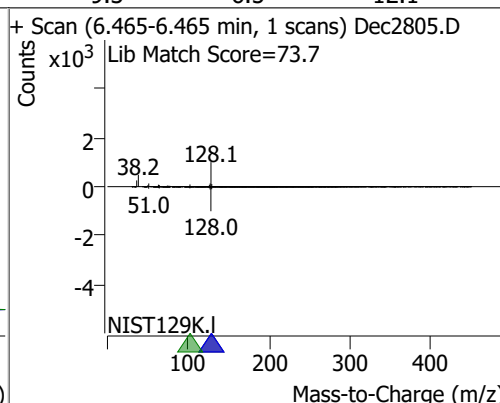
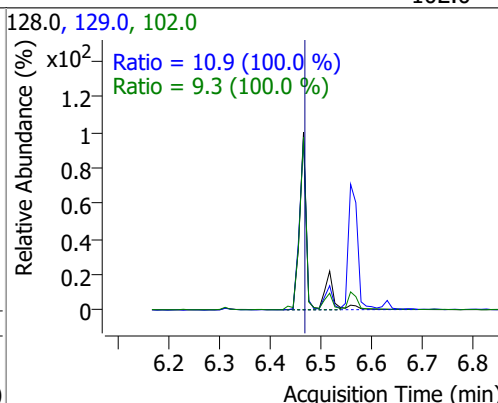
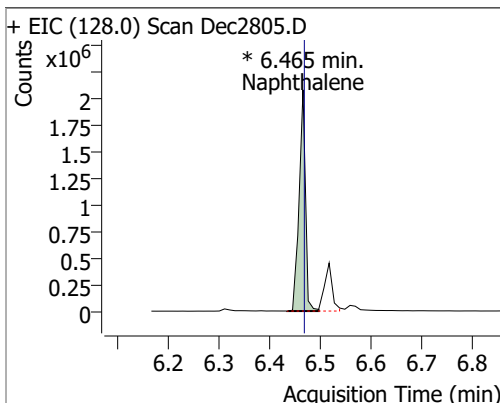
| Compound | Conc. | RT | Dev(Min) | Resp. | QIon | QRatio | Lower | Upper |
|--------------------|---------|------|----------|--------|-------|--------|-------|-------|
| 2,4-Dichlorophenol | 76.6454 | 6.31 | 0.00 | 419264 | 164.0 | 62.0 | 43.4 | 80.5 |
| | | | | | 98.0 | 32.4 | 22.7 | 42.1 |



| Compound | Conc. | RT | Dev(Min) | Resp. | QIon | QRatio | Lower | Upper |
|------------------------|---------|------|----------|--------|-------|--------|-------|-------|
| 1,2,4-Trichlorobenzene | 73.5342 | 6.38 | 0.00 | 533586 | 182.0 | 94.1 | 65.8 | 122.3 |
| | | | | | 145.0 | 30.4 | 21.3 | 39.6 |

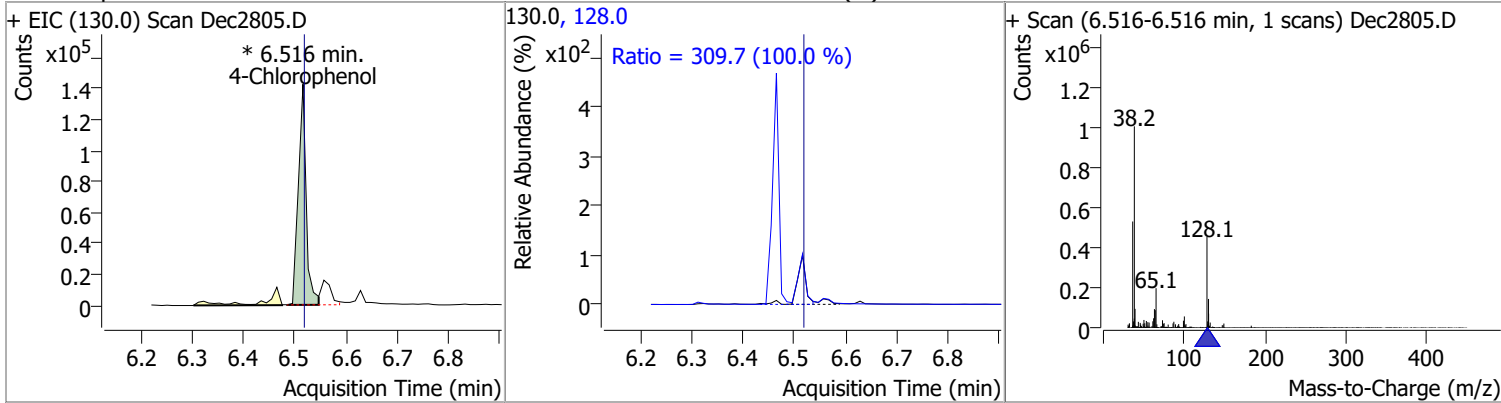


| Compound | Conc. | RT | Dev(Min) | Resp. | QIon | QRatio | Lower | Upper |
|-------------|---------|------|----------|-------------|-------|--------|-------|-------|
| Naphthalene | 75.4261 | 6.46 | 0.00 | 1800978 (m) | 129.0 | 10.9 | 7.7 | 14.2 |
| | | | | | 102.0 | 9.3 | 6.5 | 12.1 |

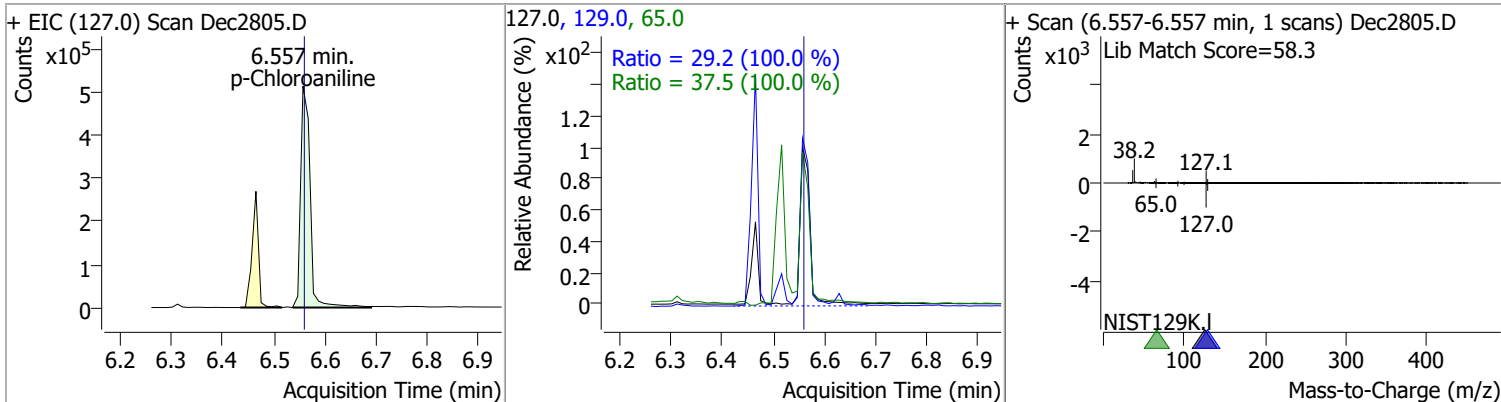


Quantitation Results Report (QT Reviewed)

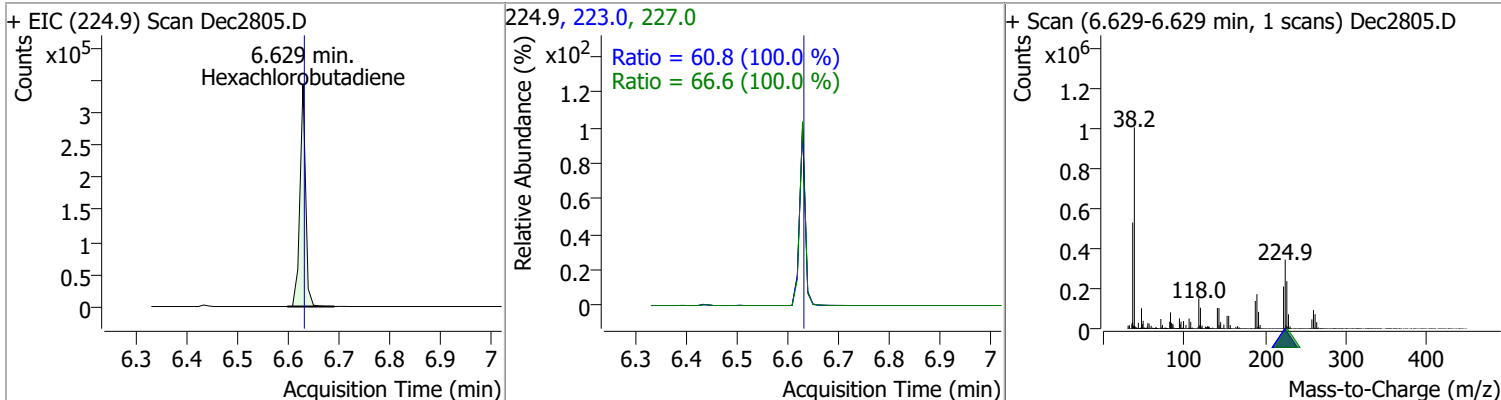
| Compound | Conc. | RT | Dev(Min) | Resp. | QIon | QRatio | Lower | Upper |
|----------------|---------|------|----------|------------|-------|--------|-------|-------|
| 4-Chlorophenol | 75.9576 | 6.52 | 0.00 | 152036 (m) | 128.0 | 309.7 | 216.8 | 402.6 |



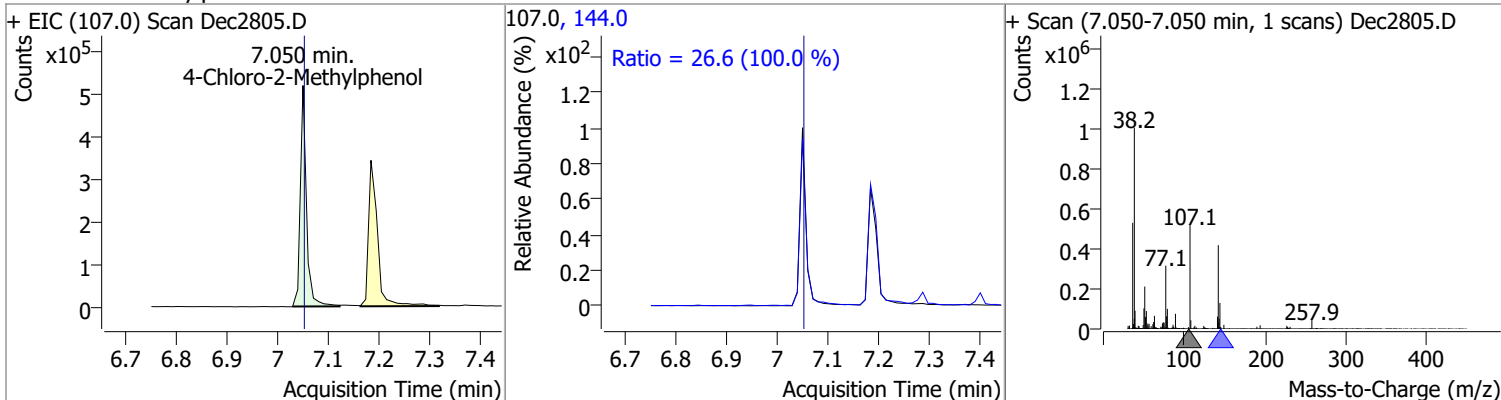
| Compound | Conc. | RT | Dev(Min) | Resp. | QIon | QRatio | Lower | Upper |
|-----------------|---------|------|----------|--------|-------|--------|-------|-------|
| p-Chloroaniline | 75.4371 | 6.56 | 0.00 | 661505 | 65.0 | 37.5 | 26.3 | 48.8 |
| | | | | | 129.0 | 29.2 | 20.5 | 38.0 |



| Compound | Conc. | RT | Dev(Min) | Resp. | QIon | QRatio | Lower | Upper |
|---------------------|---------|------|----------|--------|-------|--------|-------|-------|
| Hexachlorobutadiene | 71.6434 | 6.63 | 0.00 | 266661 | 227.0 | 66.6 | 46.6 | 86.6 |
| | | | | | 223.0 | 60.8 | 42.6 | 79.1 |

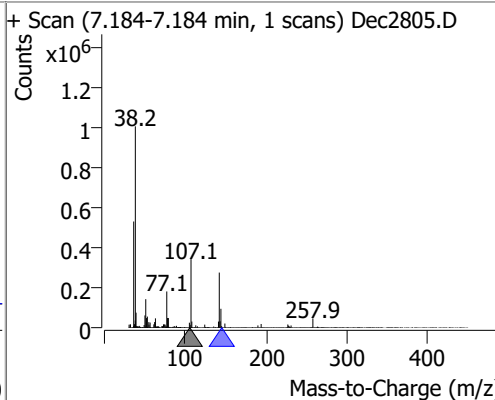
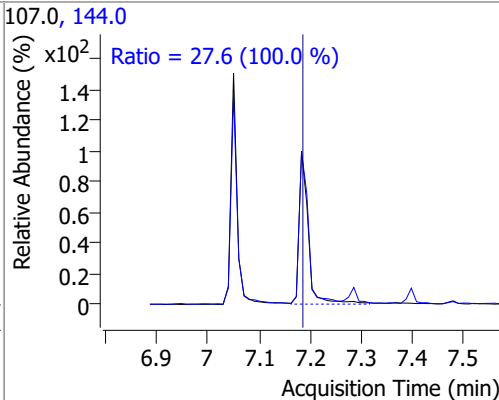
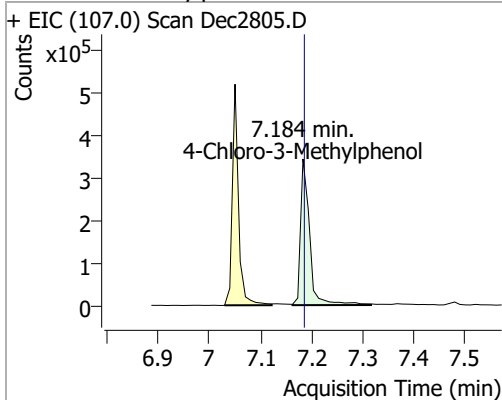


| Compound | Conc. | RT | Dev(Min) | Resp. | QIon | QRatio | Lower | Upper |
|-------------------------|---------|------|----------|--------|-------|--------|-------|-------|
| 4-Chloro-2-Methylphenol | 75.7537 | 7.05 | 0.00 | 422116 | 144.0 | 26.6 | 18.6 | 34.6 |

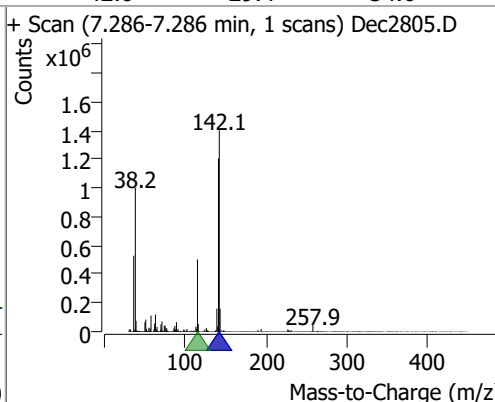
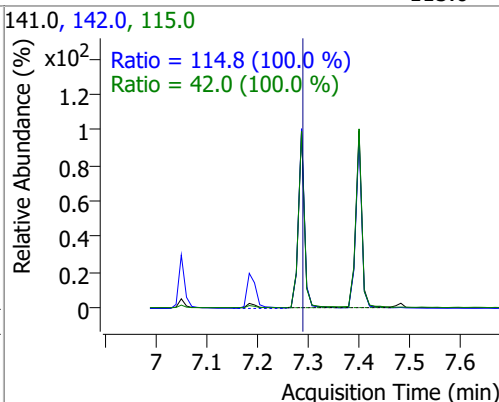
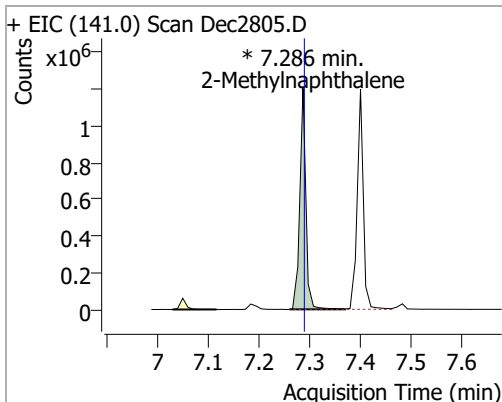


Quantitation Results Report (QT Reviewed)

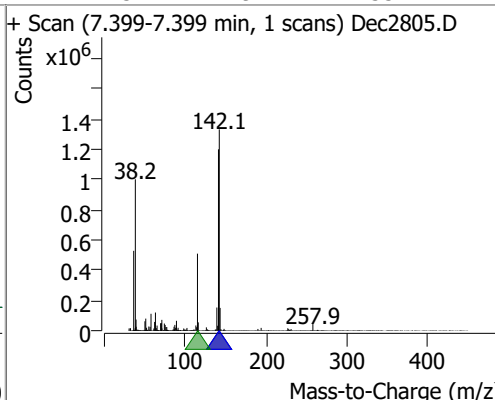
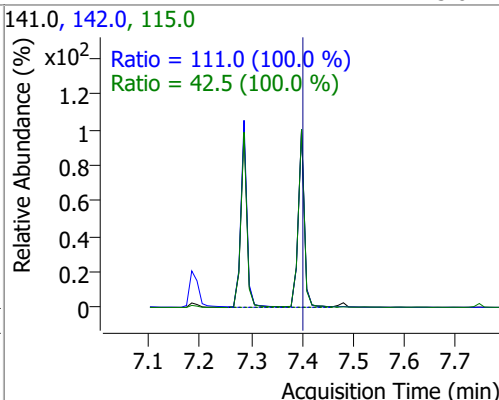
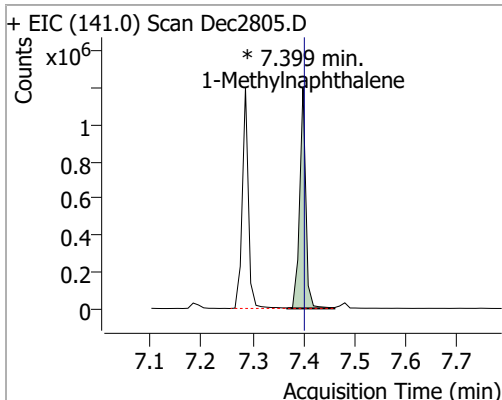
| Compound | Conc. | RT | Dev(Min) | Resp. | QIon | QRatio | Lower | Upper |
|-------------------------|---------|------|----------|--------|-------|--------|-------|-------|
| 4-Chloro-3-Methylphenol | 76.9427 | 7.18 | 0.00 | 426066 | 144.0 | 27.6 | 19.3 | 35.9 |



| Compound | Conc. | RT | Dev(Min) | Resp. | QIon | QRatio | Lower | Upper |
|---------------------|---------|------|----------|------------|-------|--------|-------|-------|
| 2-Methylnaphthalene | 72.6519 | 7.29 | 0.00 | 995823 (m) | 142.0 | 114.8 | 80.4 | 149.3 |
| | | | | | 115.0 | 42.0 | 29.4 | 54.6 |

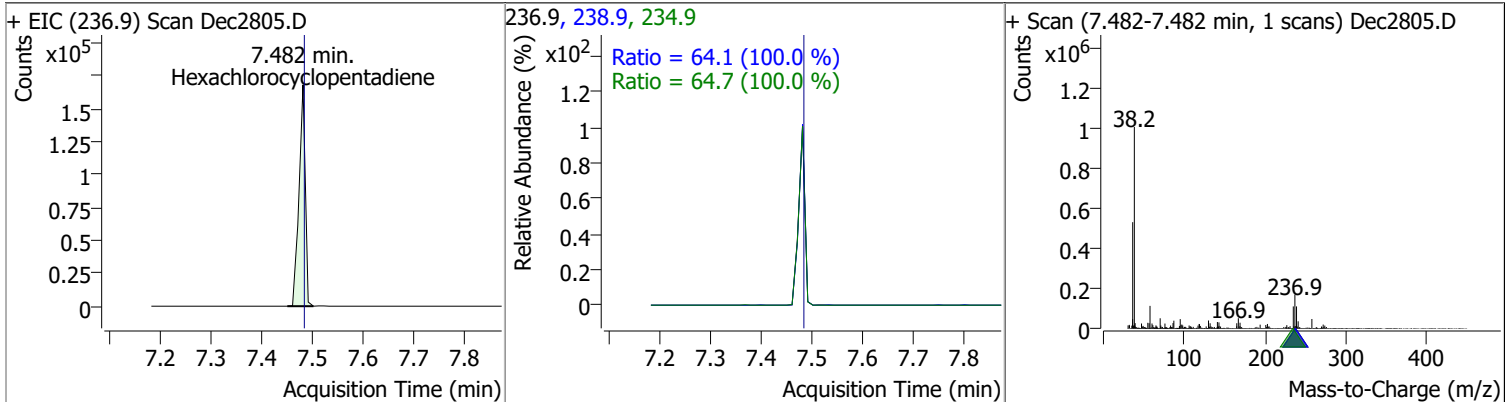


| Compound | Conc. | RT | Dev(Min) | Resp. | QIon | QRatio | Lower | Upper |
|---------------------|---------|------|----------|-------------|-------|--------|-------|-------|
| 1-Methylnaphthalene | 73.9714 | 7.40 | 0.00 | 1006179 (m) | 142.0 | 111.0 | 77.7 | 144.2 |
| | | | | | 115.0 | 42.5 | 29.7 | 55.2 |

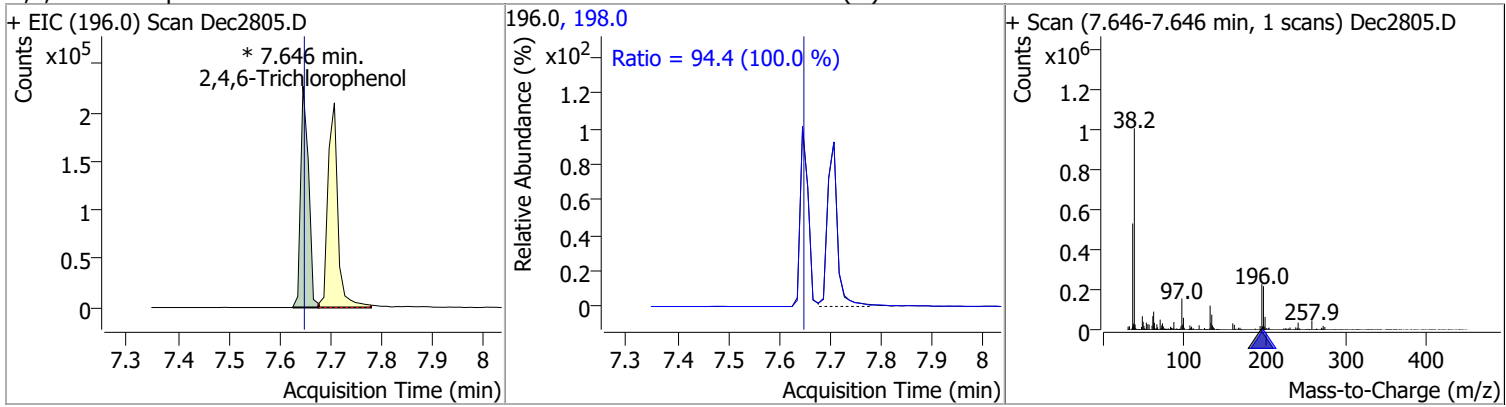


Quantitation Results Report (QT Reviewed)

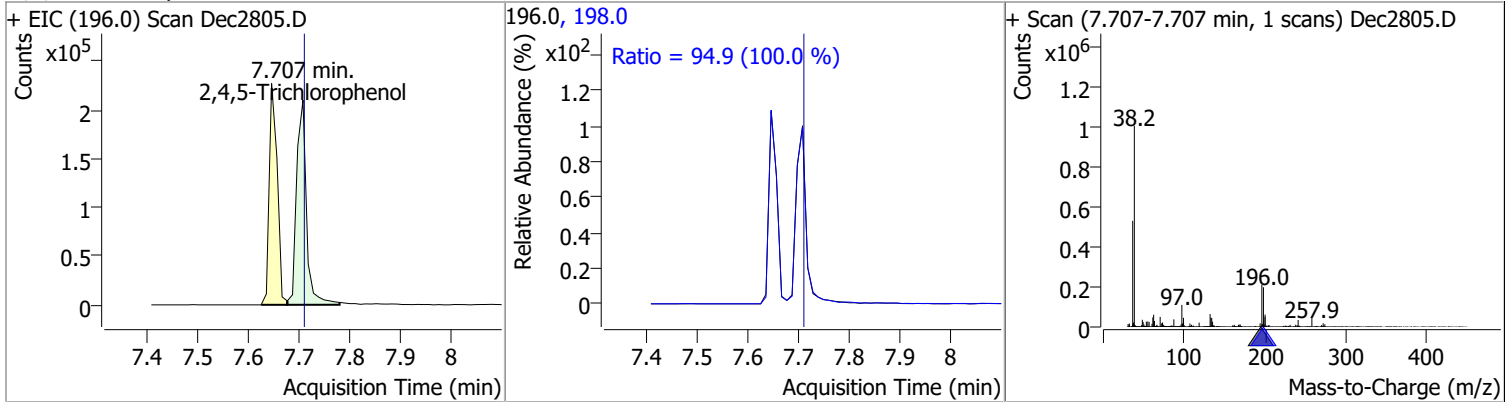
| Compound | Conc. | RT | Dev(Min) | Resp. | QIon | QRatio | Lower | Upper |
|---------------------------|---------|------|----------|--------|-------|--------|-------|-------|
| Hexachlorocyclopentadiene | 74.4235 | 7.48 | 0.00 | 143380 | 234.9 | 64.7 | 45.3 | 84.1 |
| | | | | | 238.9 | 64.1 | 44.9 | 83.3 |



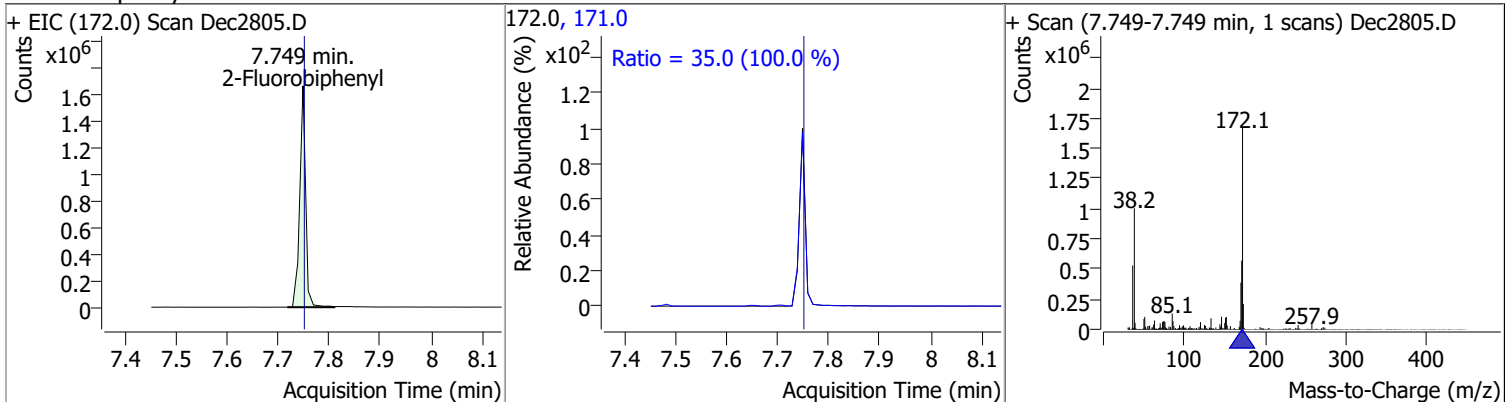
| Compound | Conc. | RT | Dev(Min) | Resp. | QIon | QRatio | Lower | Upper |
|-----------------------|---------|------|----------|------------|-------|--------|-------|-------|
| 2,4,6-Trichlorophenol | 73.9546 | 7.65 | 0.00 | 246487 (m) | 198.0 | 94.4 | 66.1 | 122.7 |



| Compound | Conc. | RT | Dev(Min) | Resp. | QIon | QRatio | Lower | Upper |
|-----------------------|---------|------|----------|--------|-------|--------|-------|-------|
| 2,4,5-Trichlorophenol | 74.2829 | 7.71 | 0.00 | 283680 | 198.0 | 94.9 | 66.4 | 123.4 |

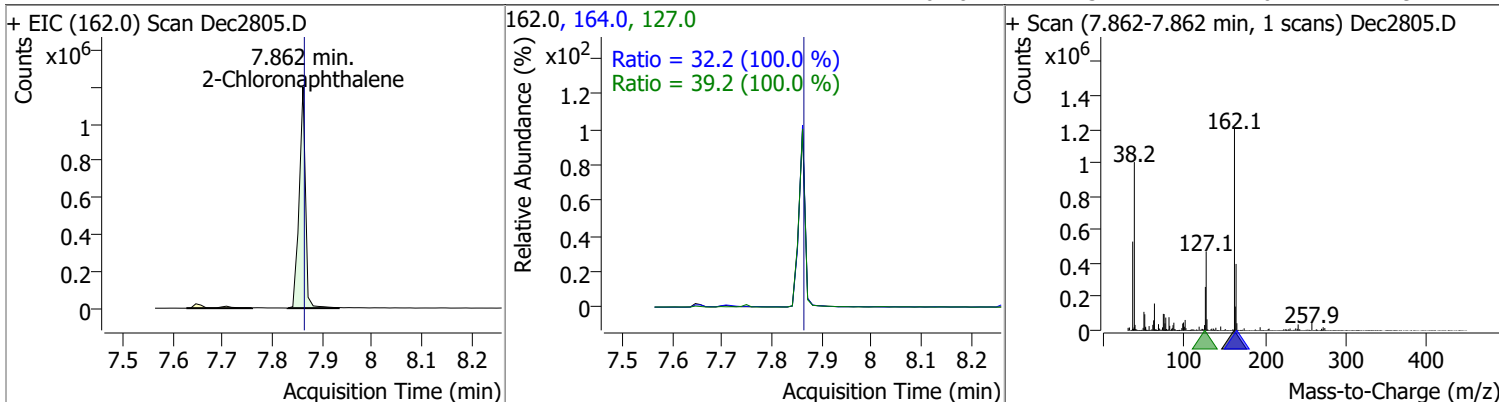


| Compound | Conc. | RT | Dev(Min) | Resp. | QIon | QRatio | Lower | Upper |
|------------------|---------|------|----------|---------|-------|--------|-------|-------|
| 2-Fluorobiphenyl | 73.4586 | 7.75 | 0.00 | 1337976 | 171.0 | 35.0 | 24.5 | 45.6 |

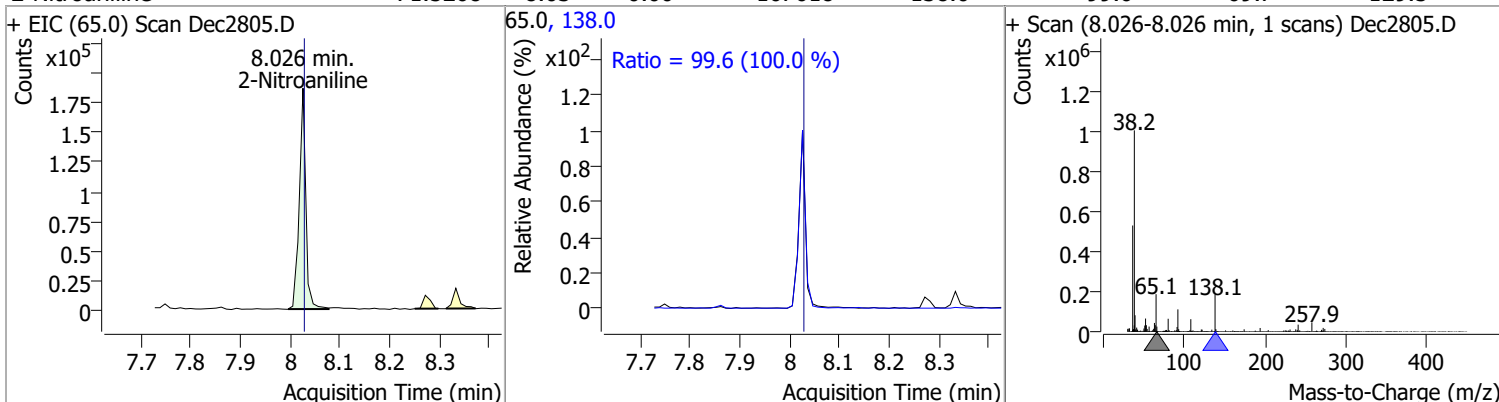


Quantitation Results Report (QT Reviewed)

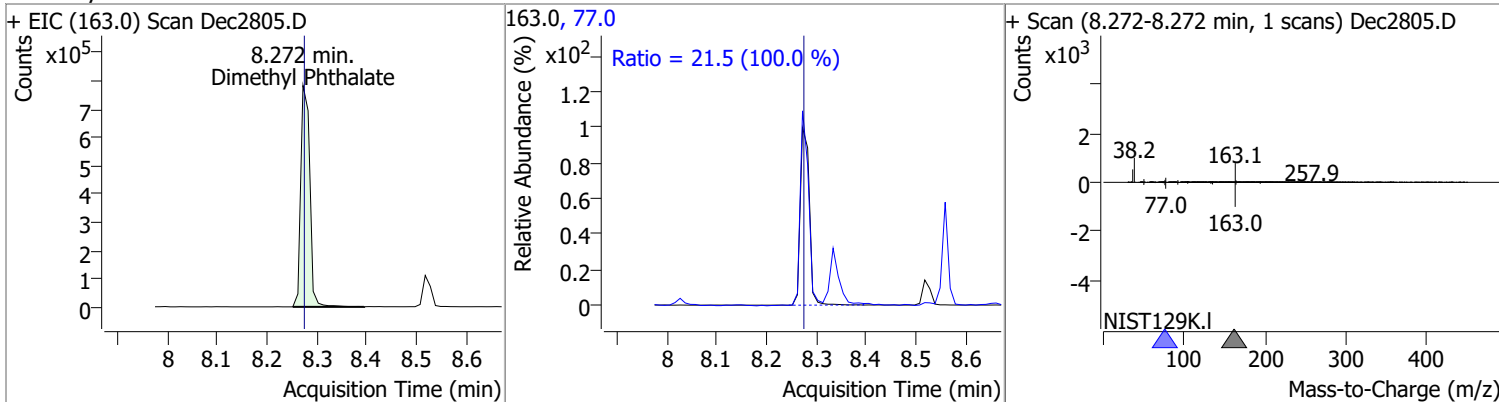
| Compound | Conc. | RT | Dev(Min) | Resp. | QIon | QRatio | Lower | Upper |
|---------------------|---------|------|----------|---------|-------|--------|-------|-------|
| 2-Chloronaphthalene | 71.3935 | 7.86 | 0.00 | 1054504 | 127.0 | 39.2 | 27.4 | 50.9 |
| | | | | | 164.0 | 32.2 | 22.6 | 41.9 |



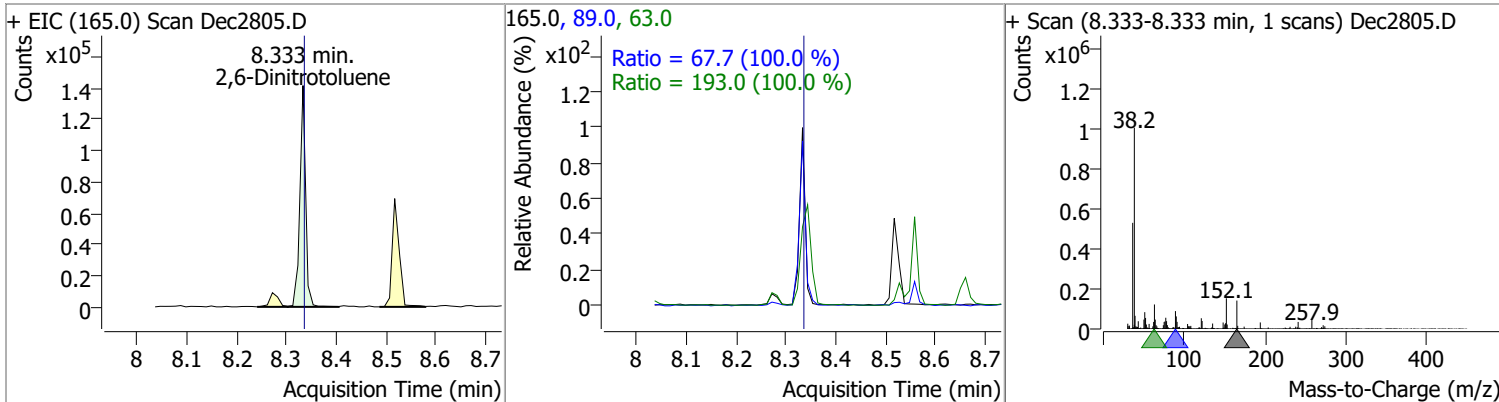
| Compound | Conc. | RT | Dev(Min) | Resp. | QIon | QRatio | Lower | Upper |
|----------------|---------|------|----------|--------|-------|--------|-------|-------|
| 2-Nitroaniline | 71.5268 | 8.03 | 0.00 | 167618 | 138.0 | 99.6 | 69.7 | 129.5 |



| Compound | Conc. | RT | Dev(Min) | Resp. | QIon | QRatio | Lower | Upper |
|--------------------|---------|------|----------|--------|------|--------|-------|-------|
| Dimethyl Phthalate | 74.1874 | 8.27 | 0.00 | 992530 | 77.0 | 21.5 | 15.1 | 28.0 |

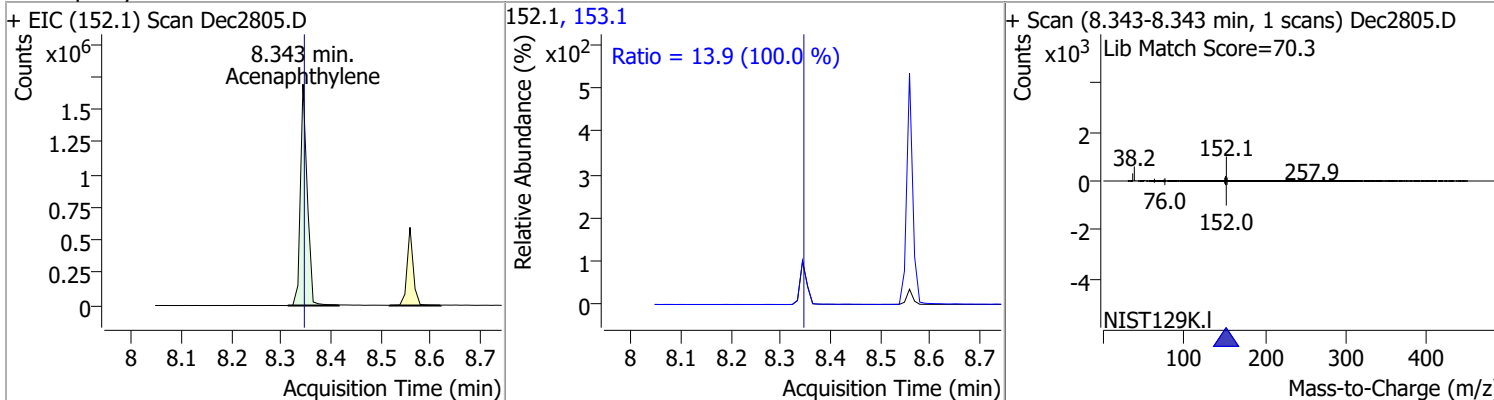


| Compound | Conc. | RT | Dev(Min) | Resp. | QIon | QRatio | Lower | Upper |
|--------------------|---------|------|----------|--------|------|--------|-------|-------|
| 2,6-Dinitrotoluene | 74.3460 | 8.33 | 0.00 | 113854 | 63.0 | 193.0 | 135.1 | 250.9 |
| | | | | | 89.0 | 67.7 | 47.4 | 88.1 |

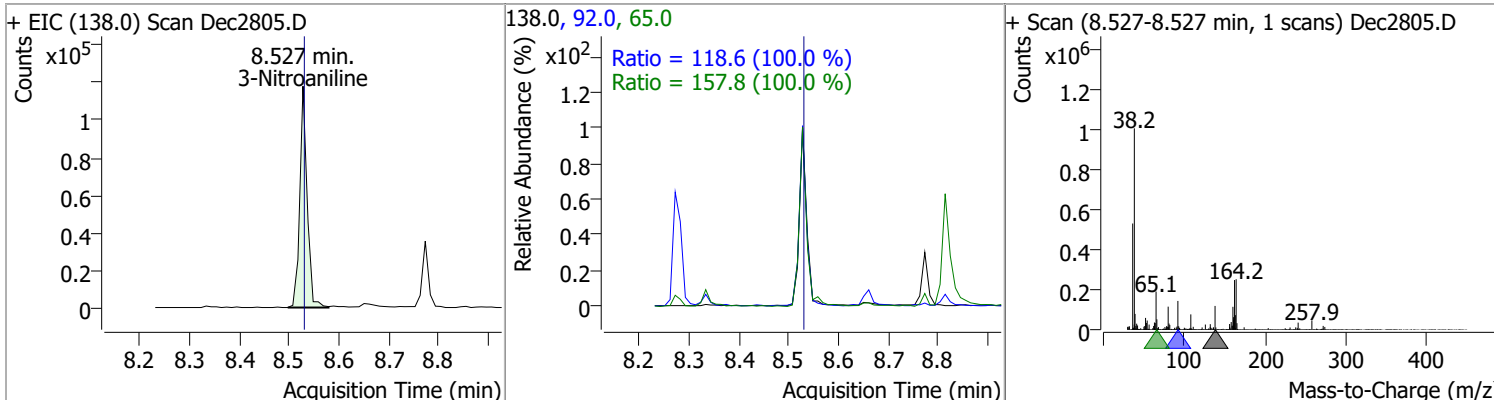


Quantitation Results Report (QT Reviewed)

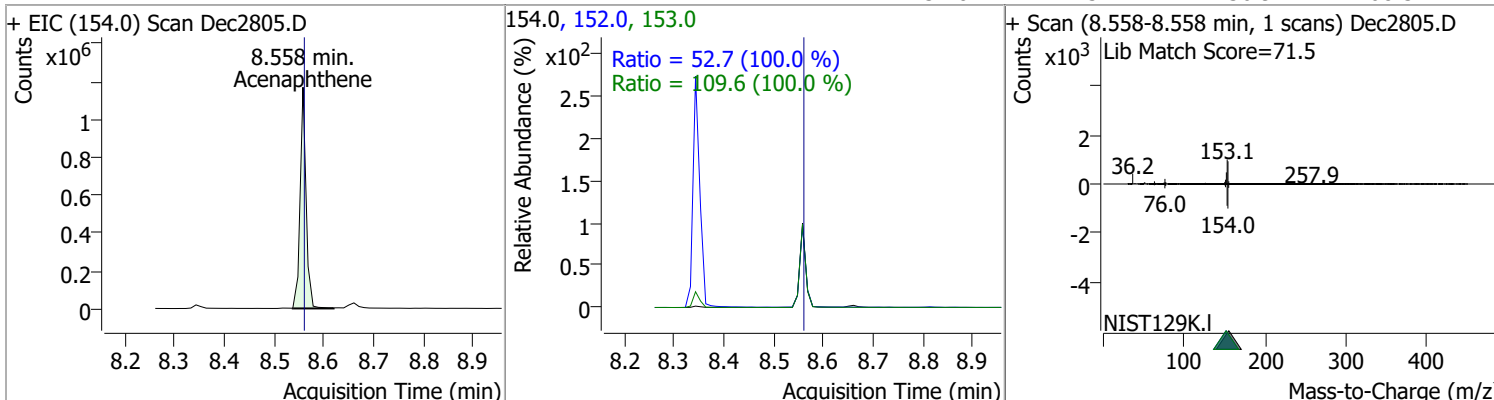
| Compound | Conc. | RT | Dev(Min) | Resp. | QIon | QRatio | Lower | Upper |
|----------------|---------|------|----------|---------|-------|--------|-------|-------|
| Acenaphthylene | 70.6472 | 8.34 | 0.00 | 1612620 | 153.1 | 13.9 | 9.8 | 18.1 |



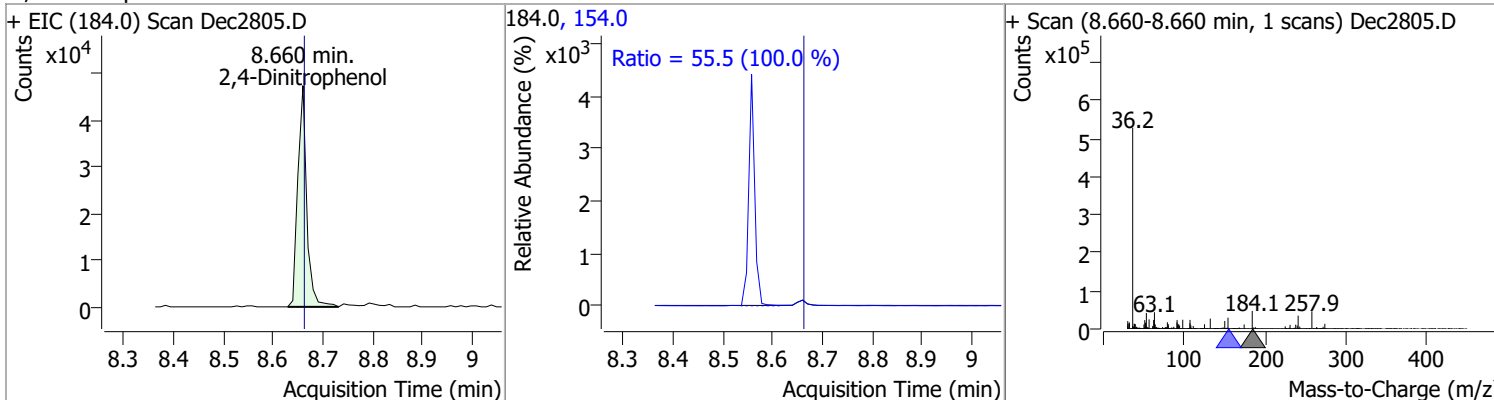
| Compound | Conc. | RT | Dev(Min) | Resp. | QIon | QRatio | Lower | Upper |
|----------------|---------|------|----------|--------|------|--------|-------|-------|
| 3-Nitroaniline | 68.4225 | 8.53 | 0.00 | 121260 | 65.0 | 157.8 | 110.4 | 205.1 |
| | | | | | 92.0 | 118.6 | 83.0 | 154.2 |



| Compound | Conc. | RT | Dev(Min) | Resp. | QIon | QRatio | Lower | Upper |
|--------------|---------|------|----------|--------|-------|--------|-------|-------|
| Acenaphthene | 73.6465 | 8.56 | 0.00 | 973372 | 153.0 | 109.6 | 76.7 | 142.4 |
| | | | | | 152.0 | 52.7 | 36.9 | 68.5 |

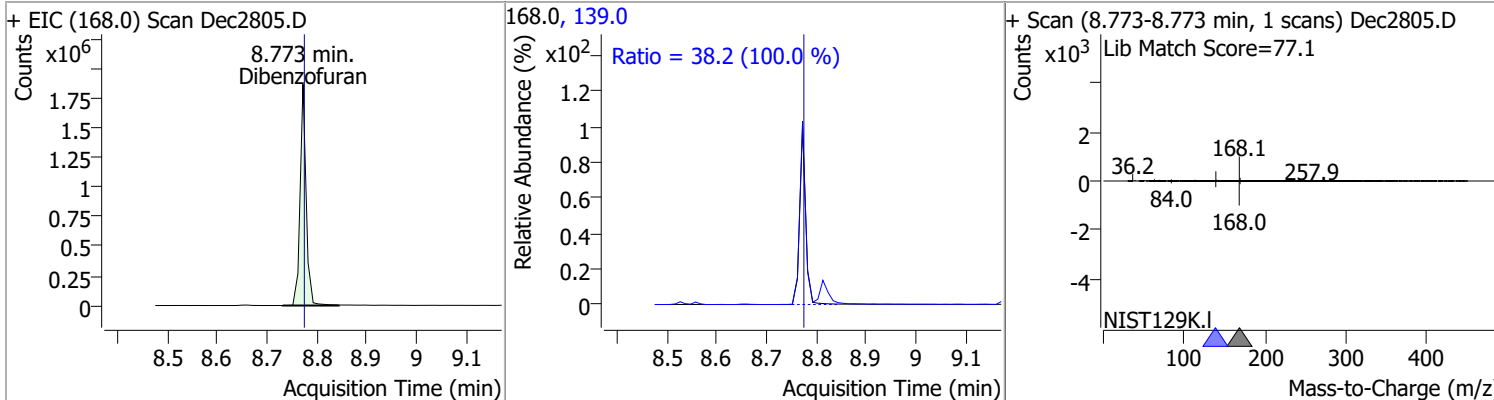


| Compound | Conc. | RT | Dev(Min) | Resp. | QIon | QRatio | Lower | Upper |
|-------------------|---------|------|----------|-------|-------|--------|-------|-------|
| 2,4-Dinitrophenol | 74.3805 | 8.66 | 0.00 | 59341 | 154.0 | 55.5 | 38.9 | 72.2 |

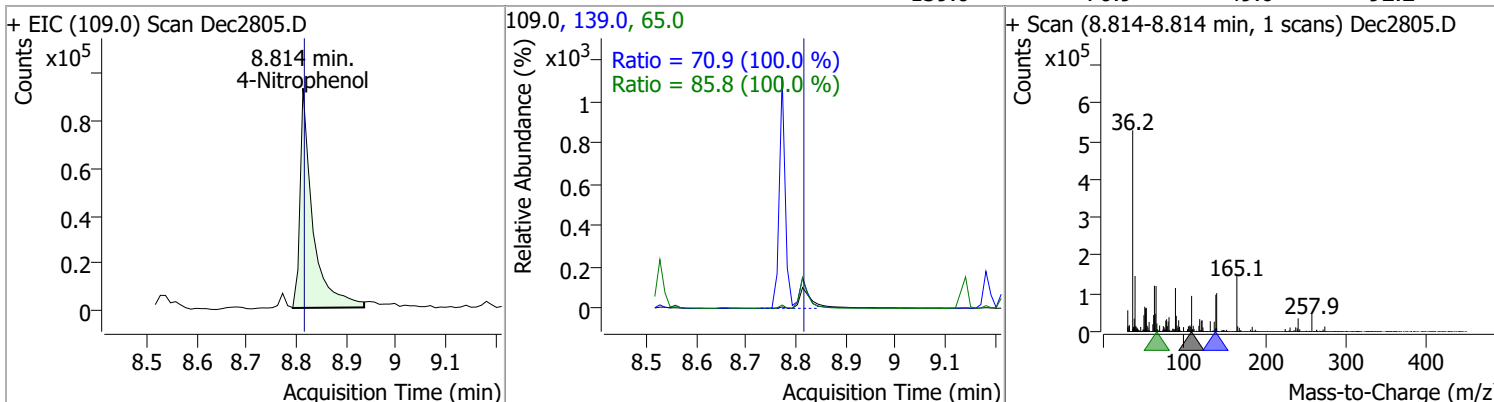


Quantitation Results Report (QT Reviewed)

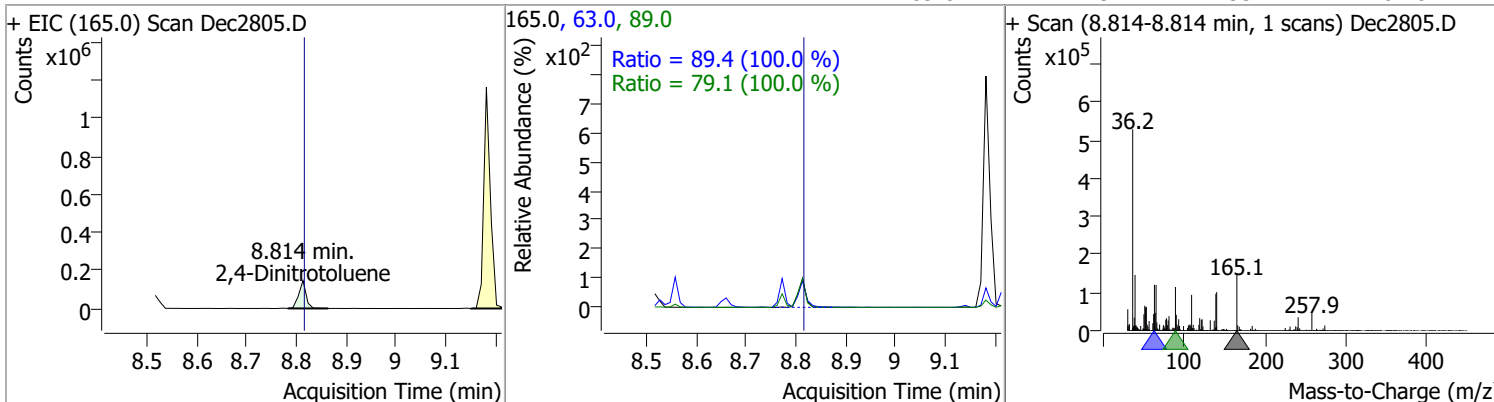
| Compound | Conc. | RT | Dev(Min) | Resp. | QIon | QRatio | Lower | Upper |
|--------------|---------|------|----------|---------|-------|--------|-------|-------|
| Dibenzofuran | 73.7933 | 8.77 | 0.00 | 1572142 | 139.0 | 38.2 | 26.8 | 49.7 |



| Compound | Conc. | RT | Dev(Min) | Resp. | QIon | QRatio | Lower | Upper |
|---------------|---------|------|----------|--------|-------|--------|-------|-------|
| 4-Nitrophenol | 73.5781 | 8.81 | 0.00 | 165006 | 65.0 | 85.8 | 60.1 | 111.5 |
| | | | | | 139.0 | 70.9 | 49.6 | 92.2 |

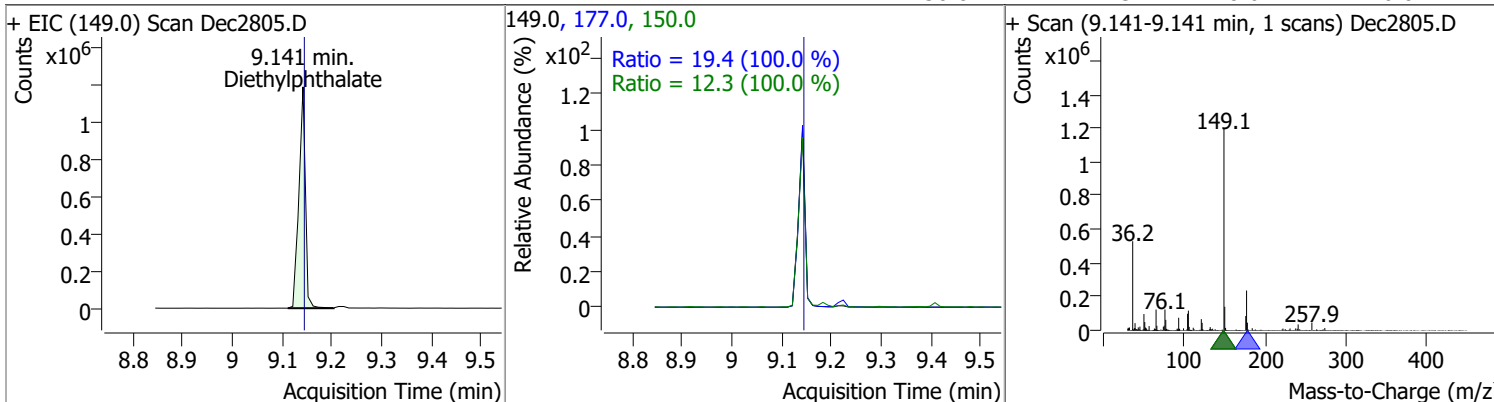


| Compound | Conc. | RT | Dev(Min) | Resp. | QIon | QRatio | Lower | Upper |
|--------------------|---------|------|----------|--------|------|--------|-------|-------|
| 2,4-Dinitrotoluene | 75.1453 | 8.81 | 0.00 | 147997 | 63.0 | 89.4 | 62.6 | 116.2 |
| | | | | | 89.0 | 79.1 | 55.4 | 102.8 |

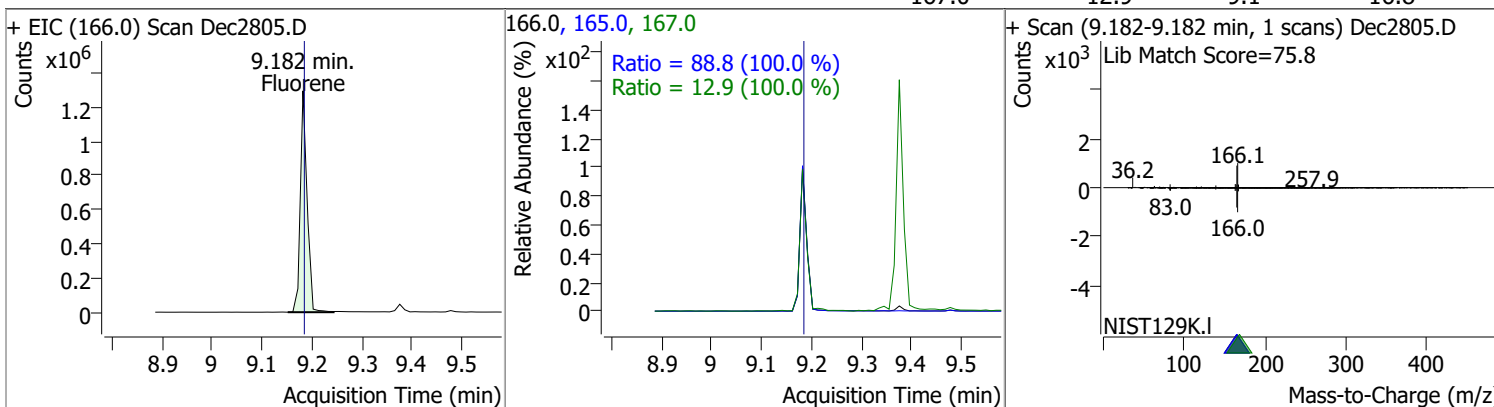


Quantitation Results Report (QT Reviewed)

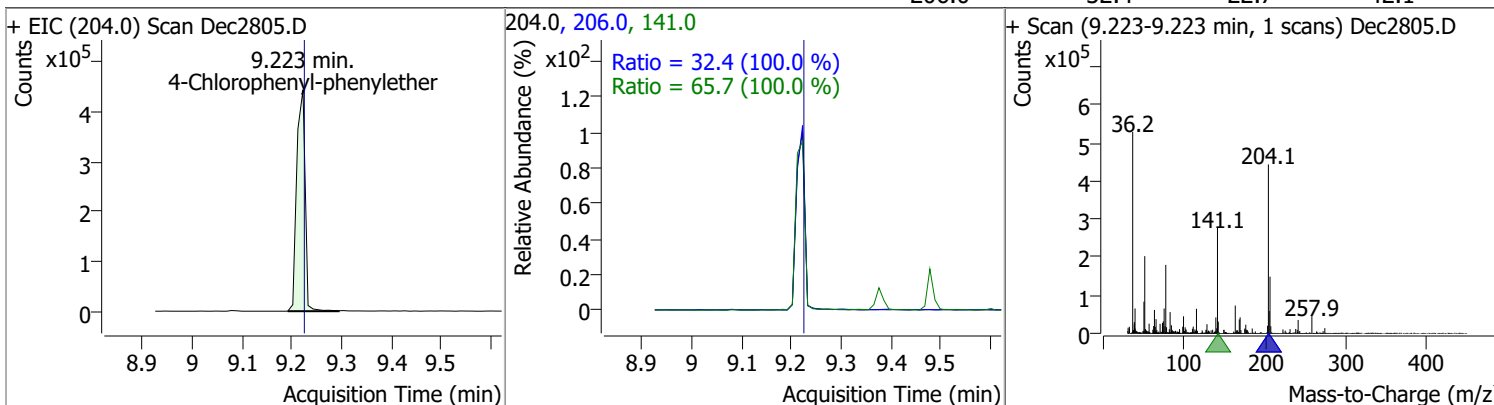
| Compound | Conc. | RT | Dev(Min) | Resp. | QIon | QRatio | Lower | Upper |
|------------------|---------|------|----------|---------|-------|--------|-------|-------|
| Diethylphthalate | 74.9911 | 9.14 | 0.00 | 1086187 | 177.0 | 19.4 | 13.6 | 25.2 |
| | | | | | 150.0 | 12.3 | 8.6 | 16.0 |



| Compound | Conc. | RT | Dev(Min) | Resp. | QIon | QRatio | Lower | Upper |
|----------|---------|------|----------|---------|-------|--------|-------|-------|
| Fluorene | 72.0280 | 9.18 | 0.00 | 1224821 | 165.0 | 88.8 | 62.2 | 115.4 |
| | | | | | 167.0 | 12.9 | 9.1 | 16.8 |

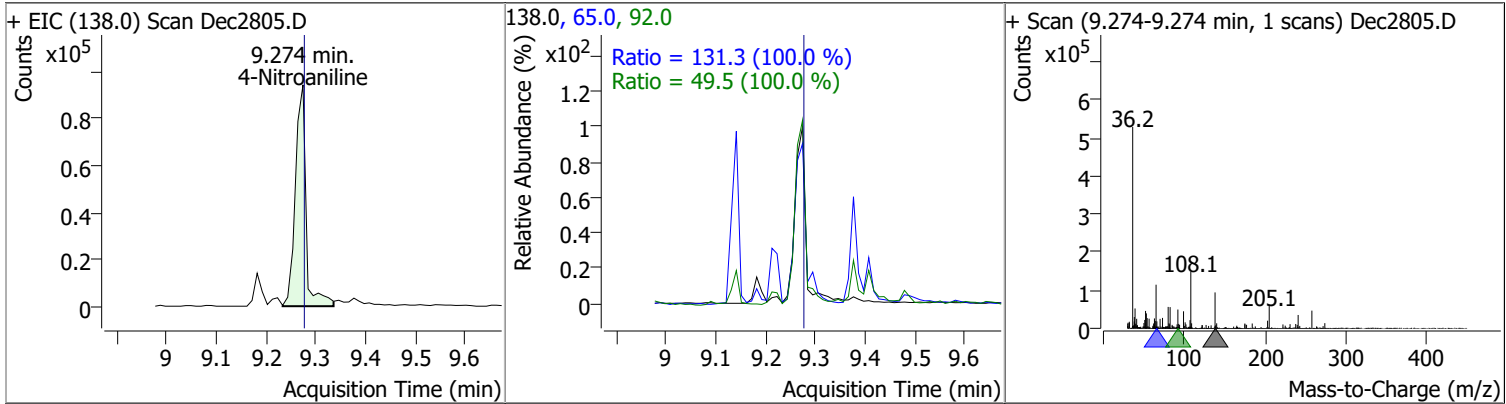


| Compound | Conc. | RT | Dev(Min) | Resp. | QIon | QRatio | Lower | Upper |
|----------------------------|---------|------|----------|--------|-------|--------|-------|-------|
| 4-Chlorophenyl-phenylether | 73.5400 | 9.22 | 0.00 | 519520 | 141.0 | 65.7 | 46.0 | 85.3 |
| | | | | | 206.0 | 32.4 | 22.7 | 42.1 |

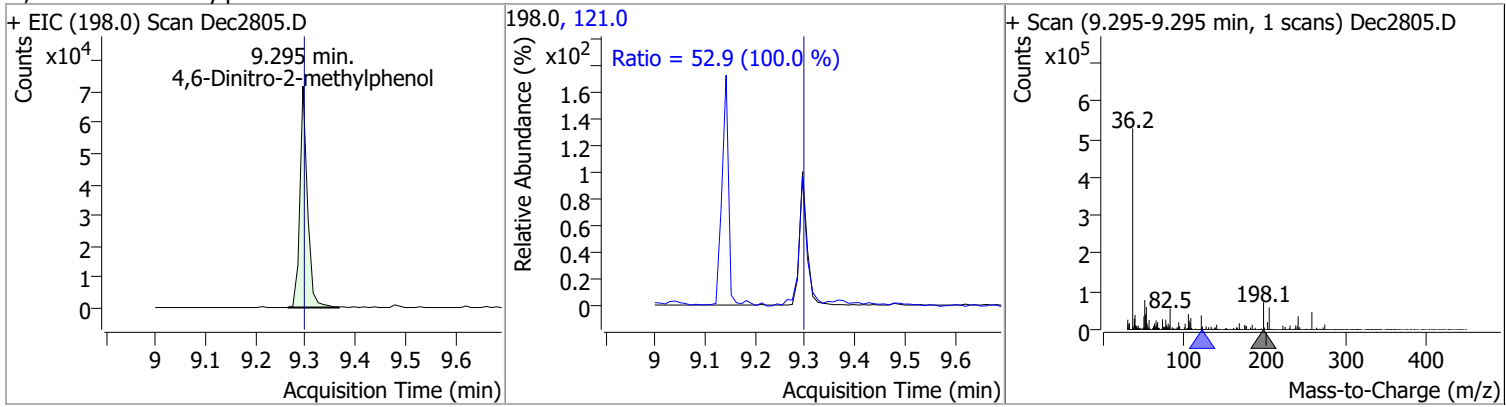


Quantitation Results Report (QT Reviewed)

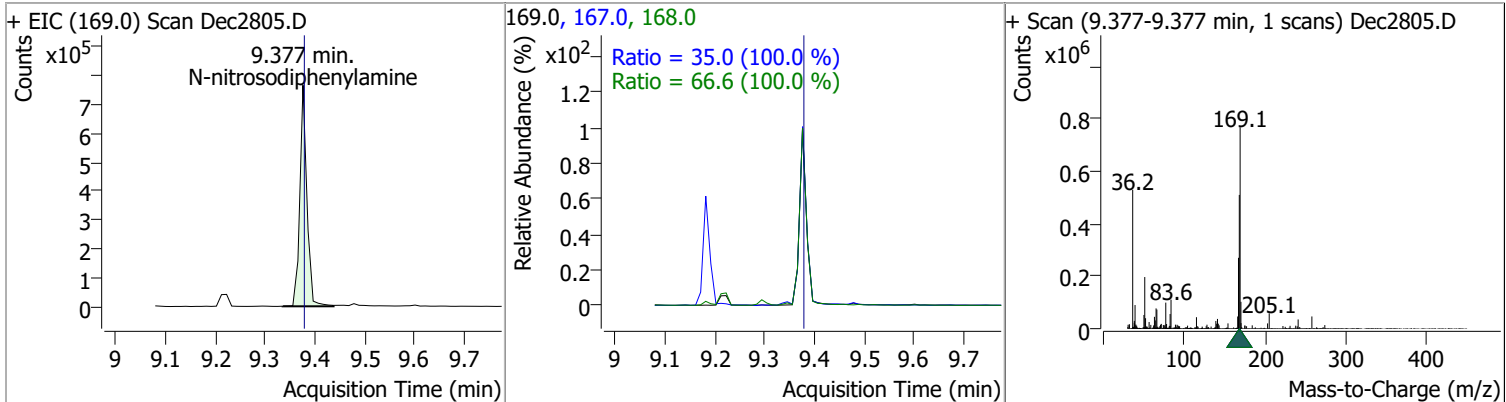
| Compound | Conc. | RT | Dev(Min) | Resp. | QIon | QRatio | Lower | Upper |
|----------------|---------|------|----------|--------|------|--------|-------|-------|
| 4-Nitroaniline | 78.8666 | 9.27 | 0.00 | 140161 | 65.0 | 131.3 | 91.9 | 170.7 |
| | | | | | 92.0 | 49.5 | 34.6 | 64.3 |



| Compound | Conc. | RT | Dev(Min) | Resp. | QIon | QRatio | Lower | Upper |
|----------------------------|---------|------|----------|-------|-------|--------|-------|-------|
| 4,6-Dinitro-2-methylphenol | 75.7286 | 9.29 | 0.00 | 75737 | 121.0 | 52.9 | 37.1 | 68.8 |

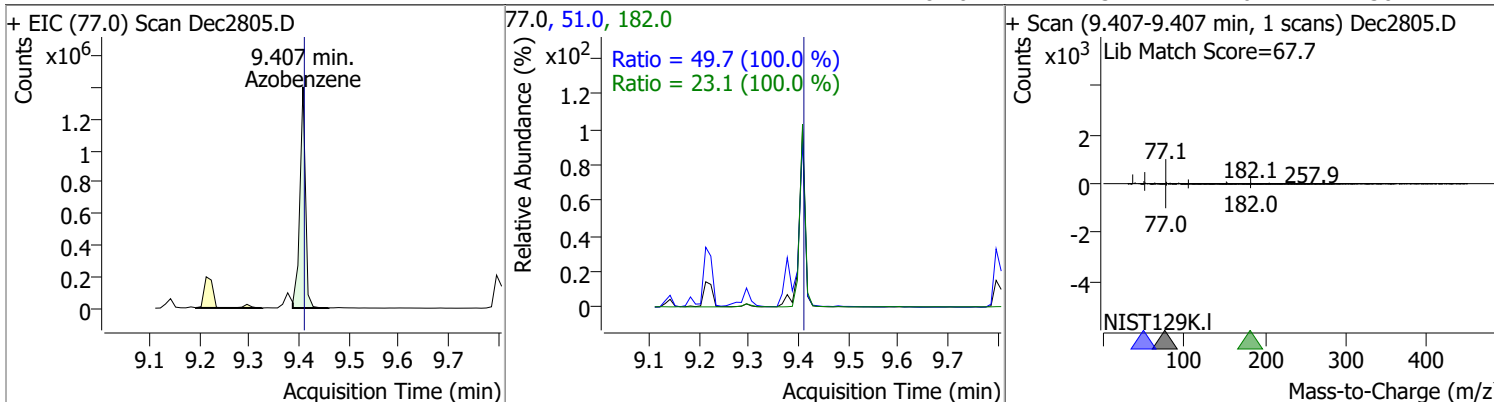


| Compound | Conc. | RT | Dev(Min) | Resp. | QIon | QRatio | Lower | Upper |
|------------------------|---------|------|----------|--------|-------|--------|-------|-------|
| N-nitrosodiphenylamine | 75.0830 | 9.38 | 0.00 | 755015 | 168.0 | 66.6 | 46.6 | 86.6 |
| | | | | | 167.0 | 35.0 | 24.5 | 45.5 |

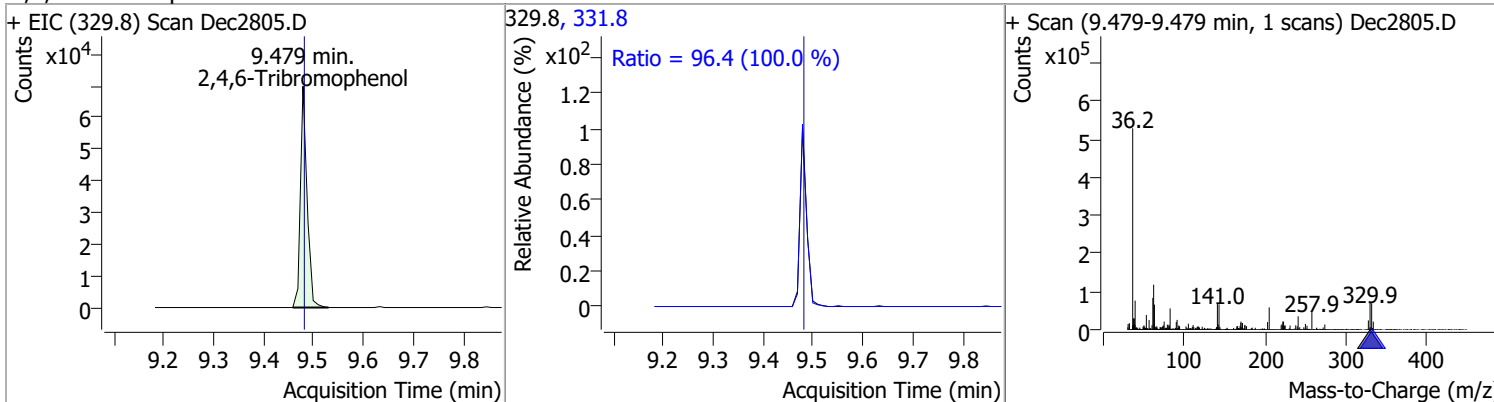


Quantitation Results Report (QT Reviewed)

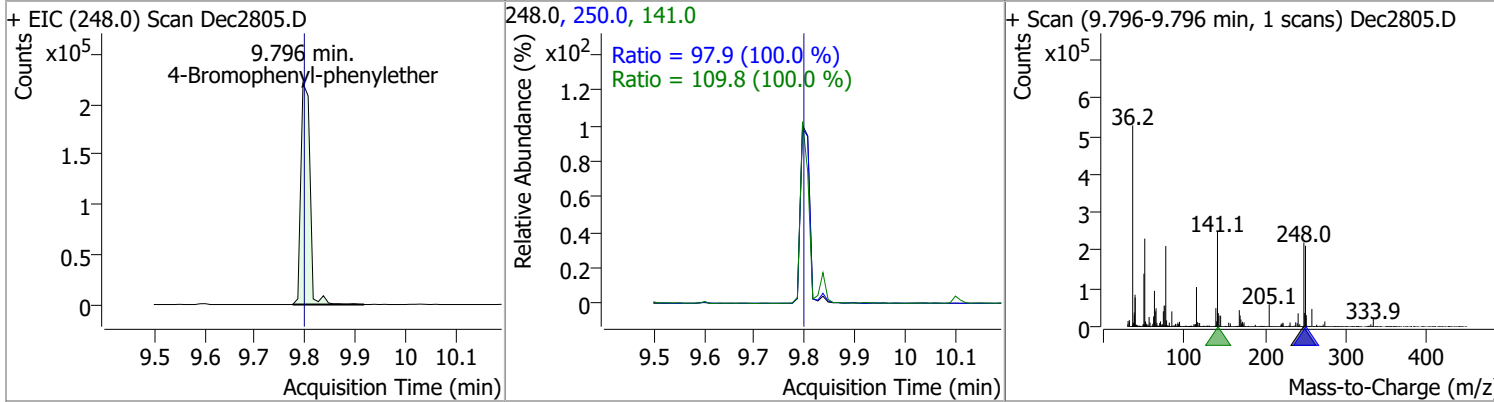
| Compound | Conc. | RT | Dev(Min) | Resp. | QIon | QRatio | Lower | Upper |
|------------|---------|------|----------|---------|-------|--------|-------|-------|
| Azobenzene | 80.2177 | 9.41 | 0.00 | 1098194 | 51.0 | 49.7 | 34.8 | 64.6 |
| | | | | | 182.0 | 23.1 | 16.2 | 30.1 |
| | | | | | | | | |



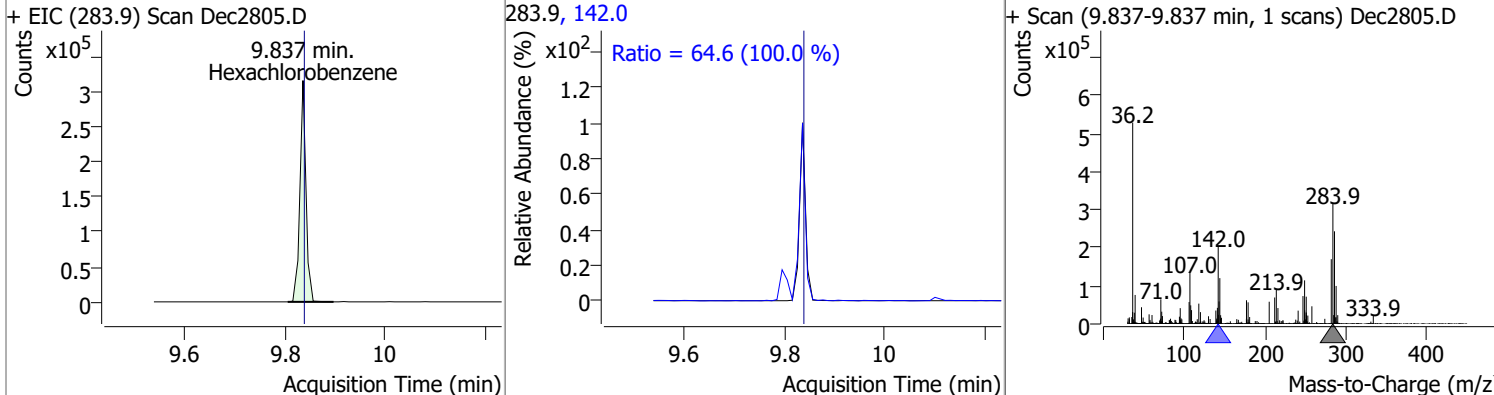
| Compound | Conc. | RT | Dev(Min) | Resp. | QIon | QRatio | Lower | Upper |
|----------------------|---------|------|----------|-------|-------|--------|-------|-------|
| 2,4,6-Tribromophenol | 74.6907 | 9.48 | 0.00 | 64861 | 331.8 | 96.4 | 67.5 | 125.3 |



| Compound | Conc. | RT | Dev(Min) | Resp. | QIon | QRatio | Lower | Upper |
|---------------------------|---------|------|----------|--------|-------|--------|-------|-------|
| 4-Bromophenyl-phenylether | 75.7570 | 9.80 | 0.00 | 280063 | 141.0 | 109.8 | 76.9 | 142.8 |
| | | | | | 250.0 | 97.9 | 68.5 | 127.2 |
| | | | | | | | | |

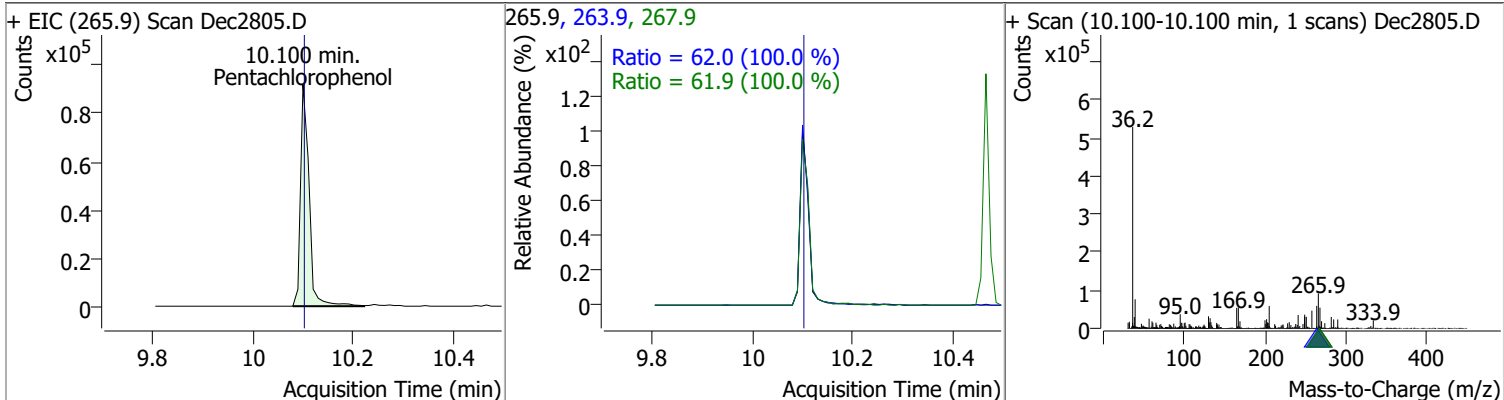


| Compound | Conc. | RT | Dev(Min) | Resp. | QIon | QRatio | Lower | Upper |
|-------------------|---------|------|----------|--------|-------|--------|-------|-------|
| Hexachlorobenzene | 76.2575 | 9.84 | 0.00 | 263433 | 142.0 | 64.6 | 45.2 | 83.9 |

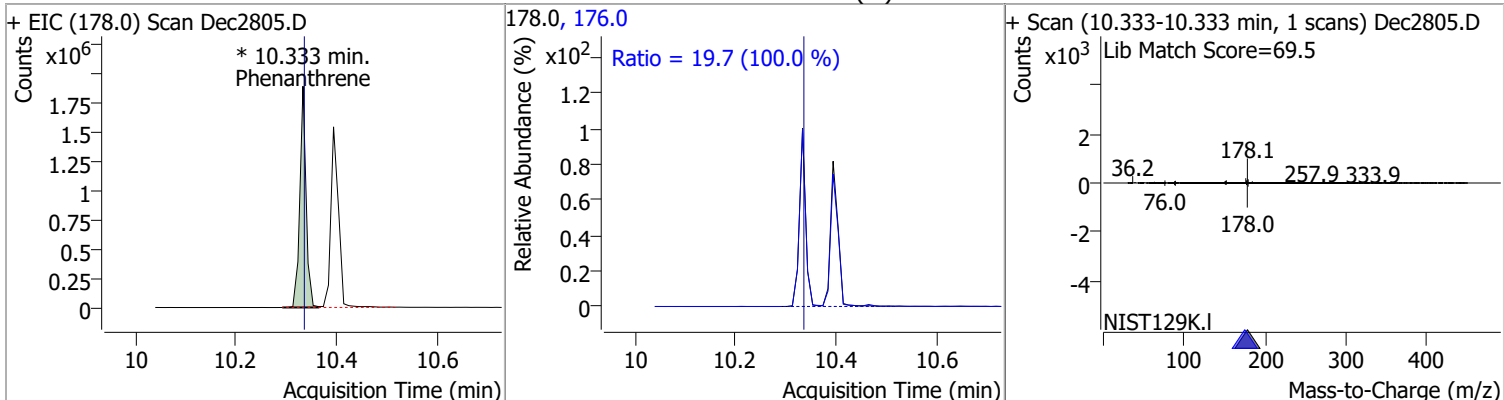


Quantitation Results Report (QT Reviewed)

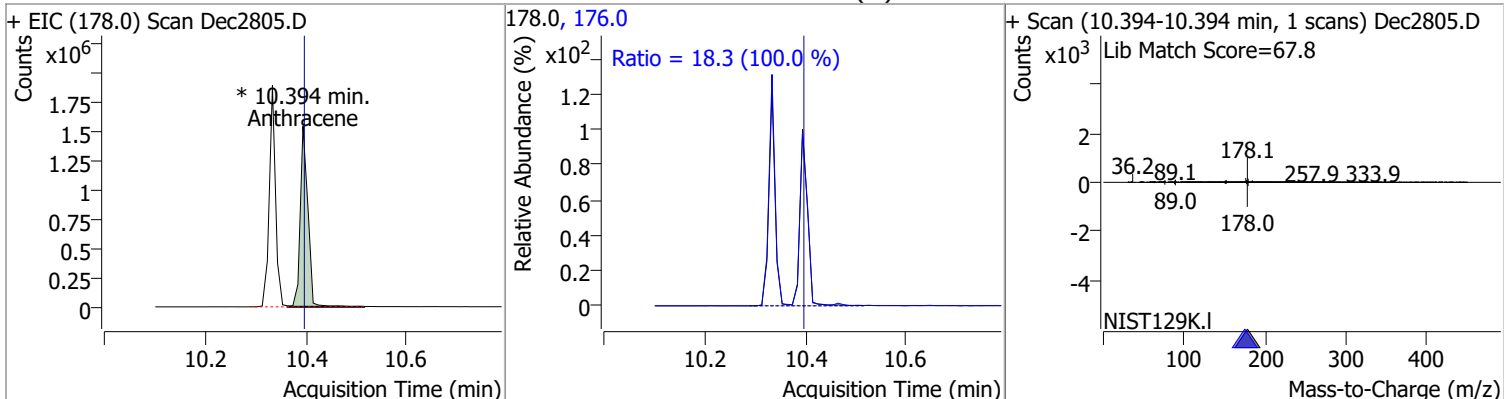
| Compound | Conc. | RT | Dev(Min) | Resp. | QIon | QRatio | Lower | Upper |
|-------------------|---------|-------|----------|--------|-------|--------|-------|-------|
| Pentachlorophenol | 78.4772 | 10.10 | 0.00 | 108974 | 263.9 | 62.0 | 43.4 | 80.6 |
| | | | | | 267.9 | 61.9 | 43.3 | 80.5 |



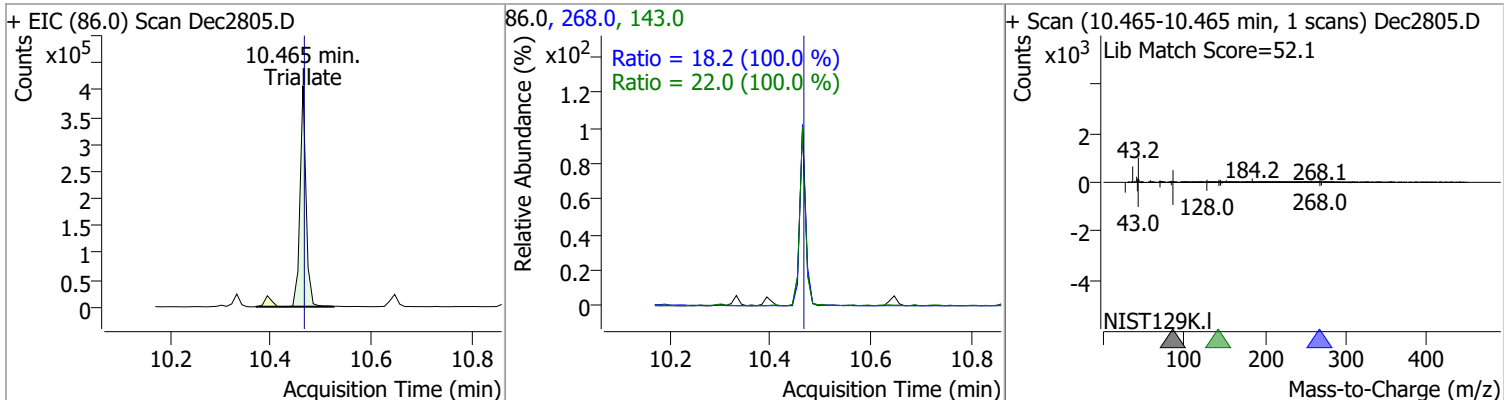
| Compound | Conc. | RT | Dev(Min) | Resp. | QIon | QRatio | Lower | Upper |
|--------------|---------|-------|----------|-------------|-------|--------|-------|-------|
| Phenanthrene | 76.2757 | 10.33 | 0.00 | 1630245 (m) | 176.0 | 19.7 | 13.8 | 25.6 |



| Compound | Conc. | RT | Dev(Min) | Resp. | QIon | QRatio | Lower | Upper |
|------------|---------|-------|----------|-------------|-------|--------|-------|-------|
| Anthracene | 77.7359 | 10.39 | 0.00 | 1623433 (m) | 176.0 | 18.3 | 12.8 | 23.8 |

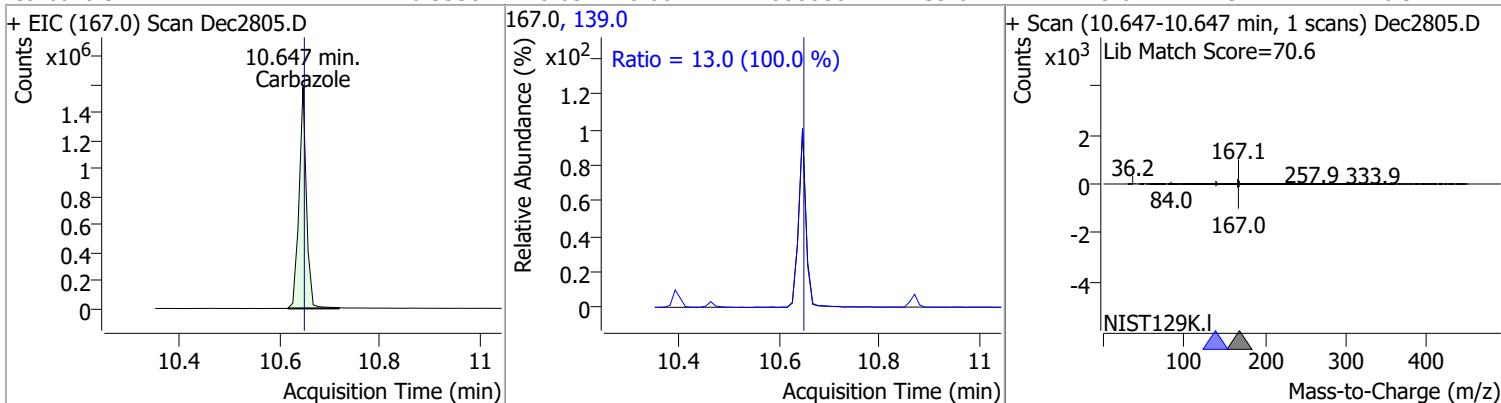


| Compound | Conc. | RT | Dev(Min) | Resp. | QIon | QRatio | Lower | Upper |
|-----------|---------|-------|----------|--------|-------|--------|-------|-------|
| Triallate | 78.3641 | 10.46 | 0.00 | 338494 | 143.0 | 22.0 | 15.4 | 28.6 |
| | | | | | 268.0 | 18.2 | 12.8 | 23.7 |

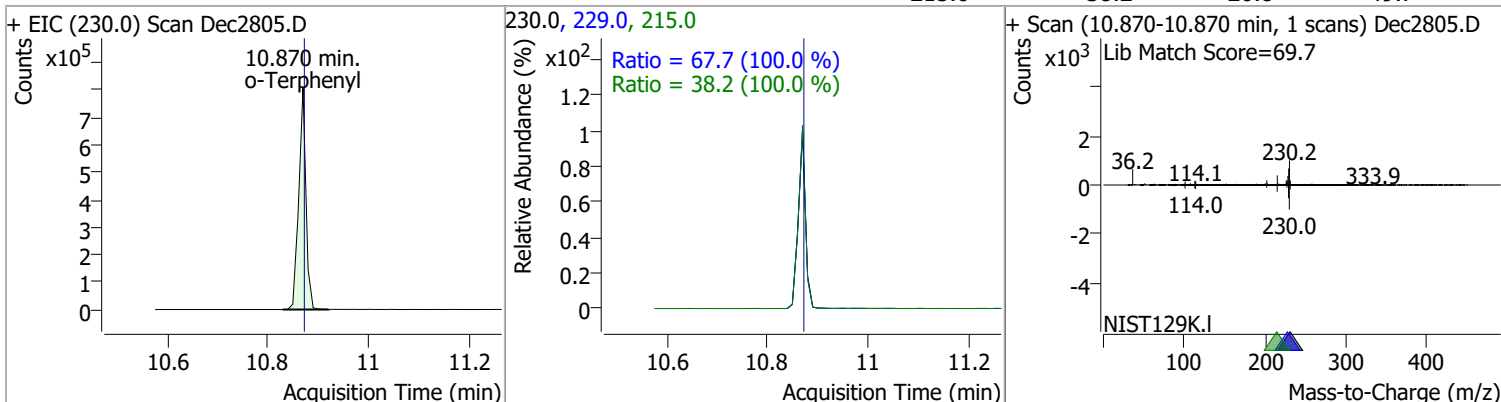


Quantitation Results Report (QT Reviewed)

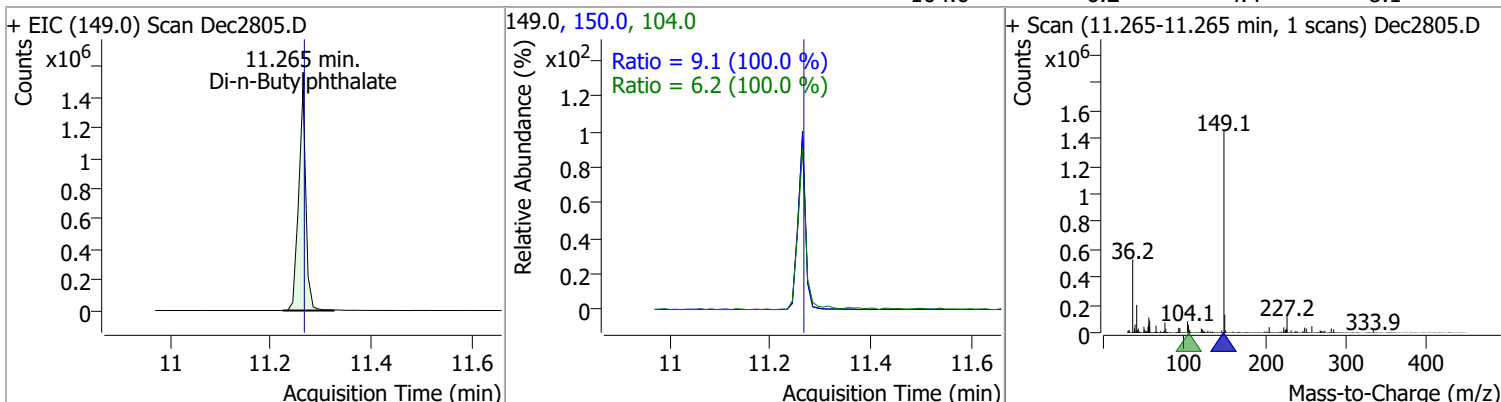
| Compound | Conc. | RT | Dev(Min) | Resp. | QIon | QRatio | Lower | Upper |
|-----------|---------|-------|----------|---------|-------|--------|-------|-------|
| Carbazole | 76.5358 | 10.65 | 0.00 | 1606880 | 139.0 | 13.0 | 9.1 | 16.9 |



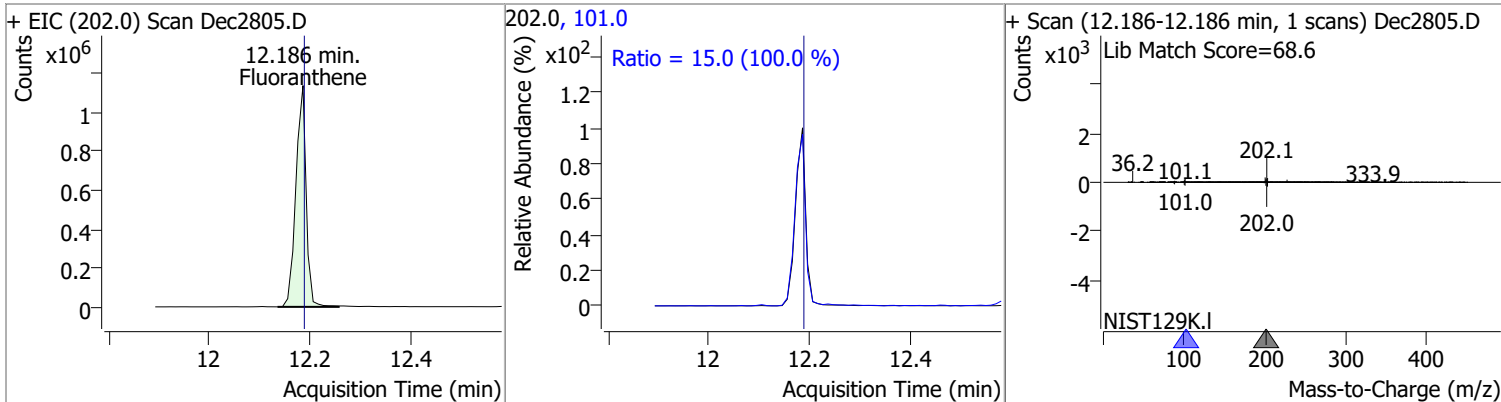
| Compound | Conc. | RT | Dev(Min) | Resp. | QIon | QRatio | Lower | Upper |
|-------------|---------|-------|----------|--------|-------|--------|-------|-------|
| o-Terphenyl | 76.6514 | 10.87 | 0.00 | 801512 | 229.0 | 67.7 | 47.4 | 88.0 |
| | | | | | 215.0 | 38.2 | 26.8 | 49.7 |



| Compound | Conc. | RT | Dev(Min) | Resp. | QIon | QRatio | Lower | Upper |
|---------------------|---------|-------|----------|---------|-------|--------|-------|-------|
| Di-n-Butylphthalate | 76.5041 | 11.26 | 0.00 | 1466232 | 150.0 | 9.1 | 6.4 | 11.9 |
| | | | | | 104.0 | 6.2 | 4.4 | 8.1 |

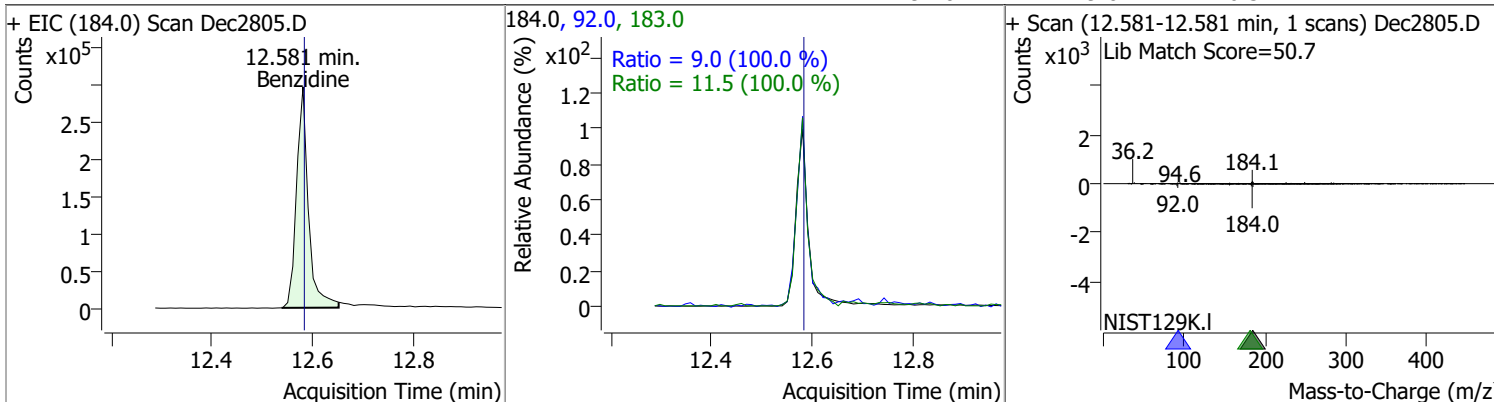


| Compound | Conc. | RT | Dev(Min) | Resp. | QIon | QRatio | Lower | Upper |
|--------------|---------|-------|----------|---------|-------|--------|-------|-------|
| Fluoranthene | 75.0996 | 12.19 | 0.00 | 1609940 | 101.0 | 15.0 | 10.5 | 19.5 |

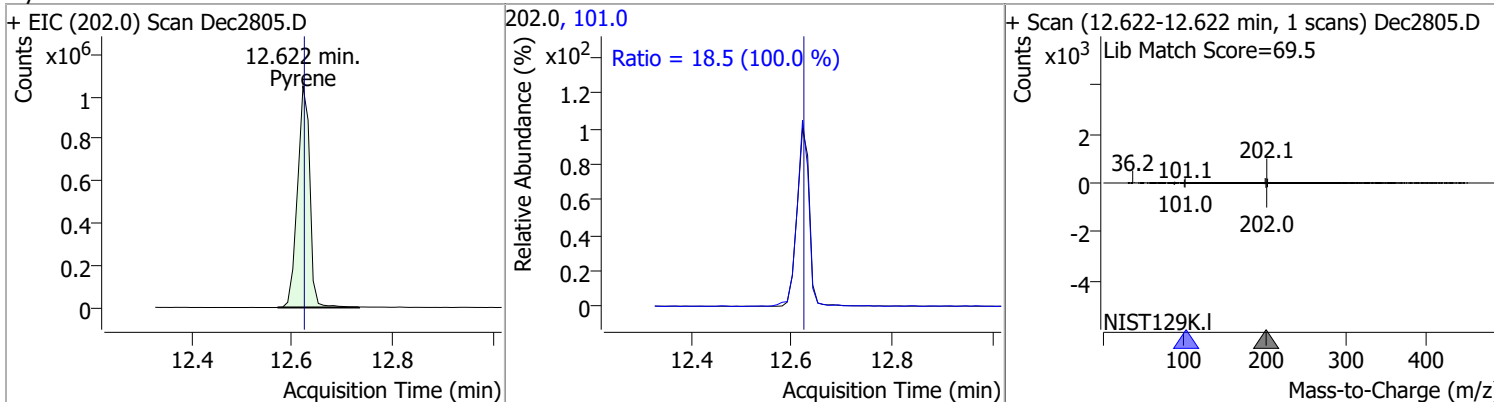


Quantitation Results Report (QT Reviewed)

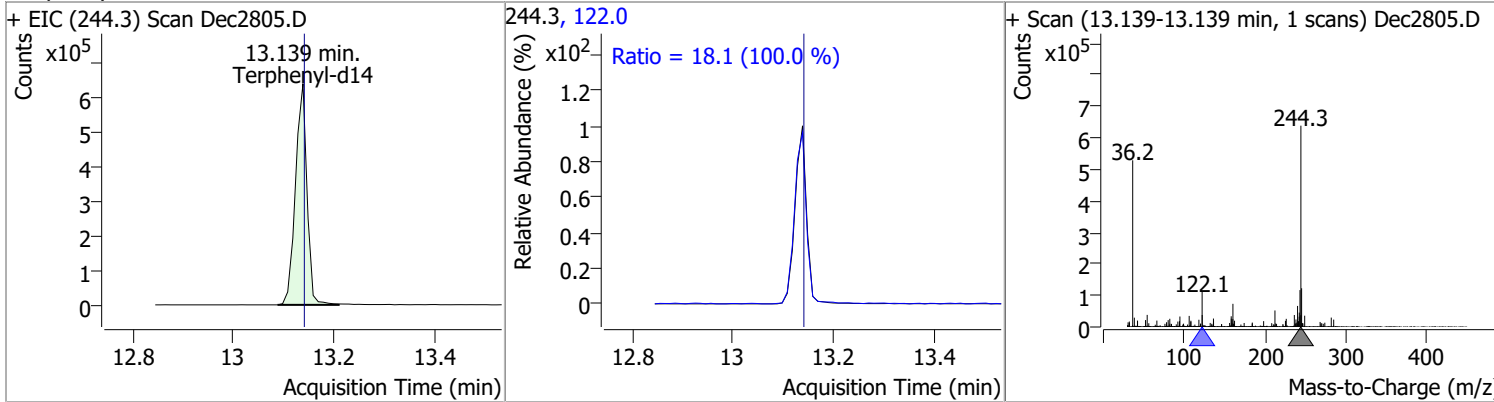
| Compound | Conc. | RT | Dev(Min) | Resp. | QIon | QRatio | Lower | Upper |
|-----------|---------|-------|----------|--------|-------|--------|-------|-------|
| Benzidine | 65.9357 | 12.58 | 0.00 | 487971 | 183.0 | 11.5 | 8.1 | 15.0 |
| | | | | | 92.0 | 9.0 | 6.3 | 11.7 |



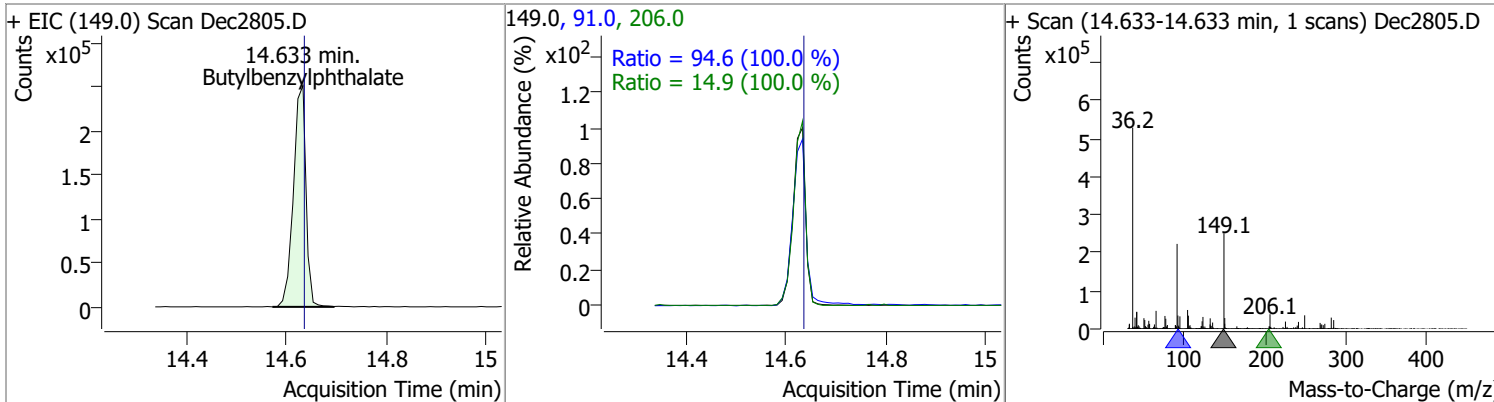
| Compound | Conc. | RT | Dev(Min) | Resp. | QIon | QRatio | Lower | Upper |
|----------|---------|-------|----------|---------|-------|--------|-------|-------|
| Pyrene | 77.1748 | 12.62 | 0.00 | 1780968 | 101.0 | 18.5 | 12.9 | 24.0 |



| Compound | Conc. | RT | Dev(Min) | Resp. | QIon | QRatio | Lower | Upper |
|---------------|---------|-------|----------|---------|-------|--------|-------|-------|
| Terphenyl-d14 | 73.3770 | 13.14 | 0.00 | 1013764 | 122.0 | 18.1 | 12.7 | 23.5 |

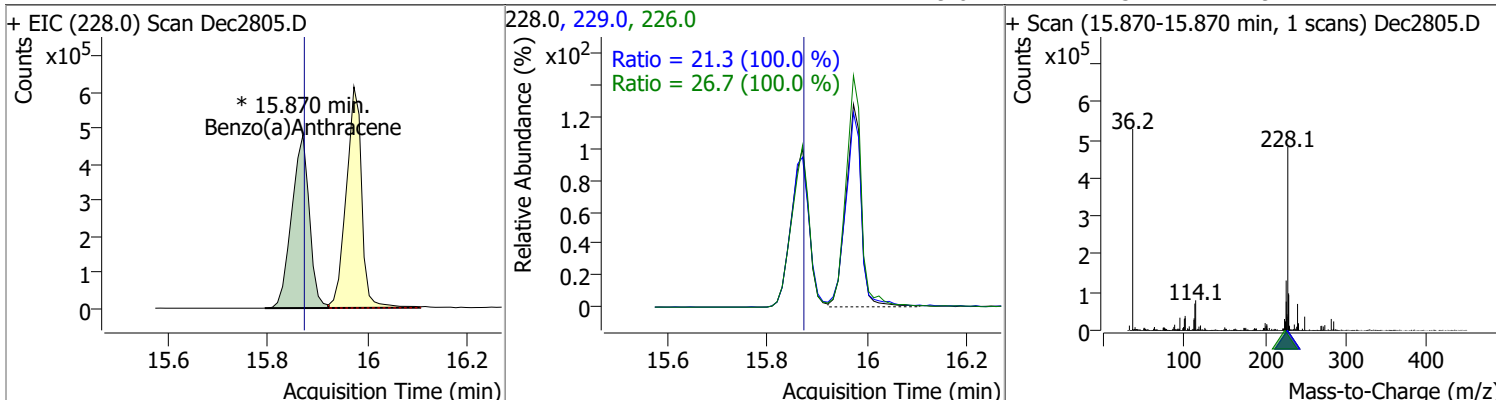


| Compound | Conc. | RT | Dev(Min) | Resp. | QIon | QRatio | Lower | Upper |
|----------------------|---------|-------|----------|--------|-------|--------|-------|-------|
| Butylbenzylphthalate | 77.2394 | 14.63 | 0.00 | 437468 | 91.0 | 94.6 | 66.2 | 123.0 |
| | | | | | 206.0 | 14.9 | 10.4 | 19.4 |

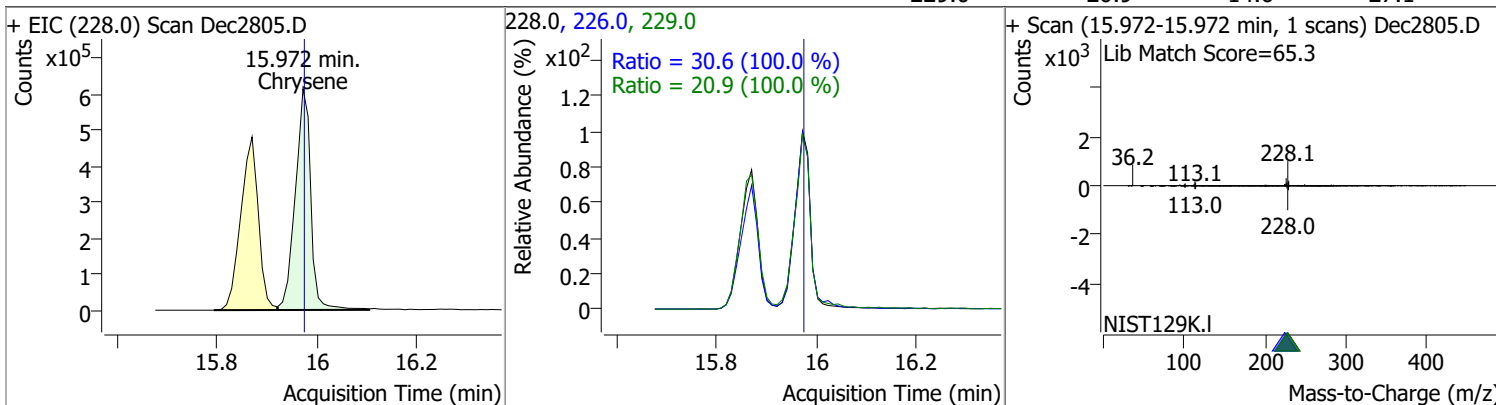


Quantitation Results Report (QT Reviewed)

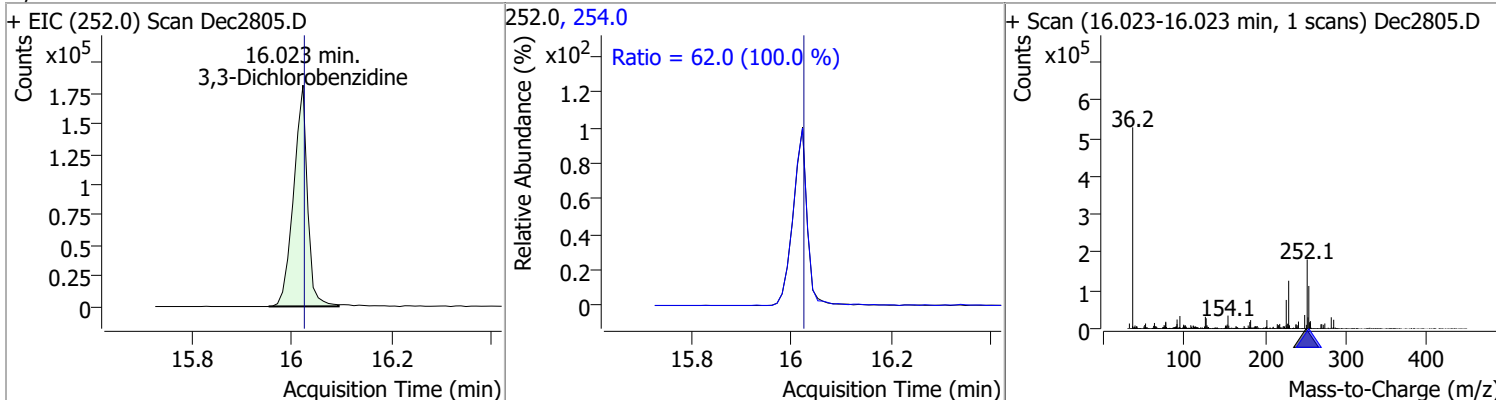
| Compound | Conc. | RT | Dev(Min) | Resp. | QIon | QRatio | Lower | Upper |
|--------------------|---------|-------|----------|-------------|-------|--------|-------|-------|
| Benzo(a)Anthracene | 75.1874 | 15.87 | 0.00 | 1178864 (m) | 226.0 | 26.7 | 18.7 | 34.7 |
| | | | | | 229.0 | 21.3 | 14.9 | 27.7 |



| Compound | Conc. | RT | Dev(Min) | Resp. | QIon | QRatio | Lower | Upper |
|----------|---------|-------|----------|---------|-------|--------|-------|-------|
| Chrysene | 74.0181 | 15.97 | 0.00 | 1325598 | 226.0 | 30.6 | 21.4 | 39.8 |
| | | | | | 229.0 | 20.9 | 14.6 | 27.1 |

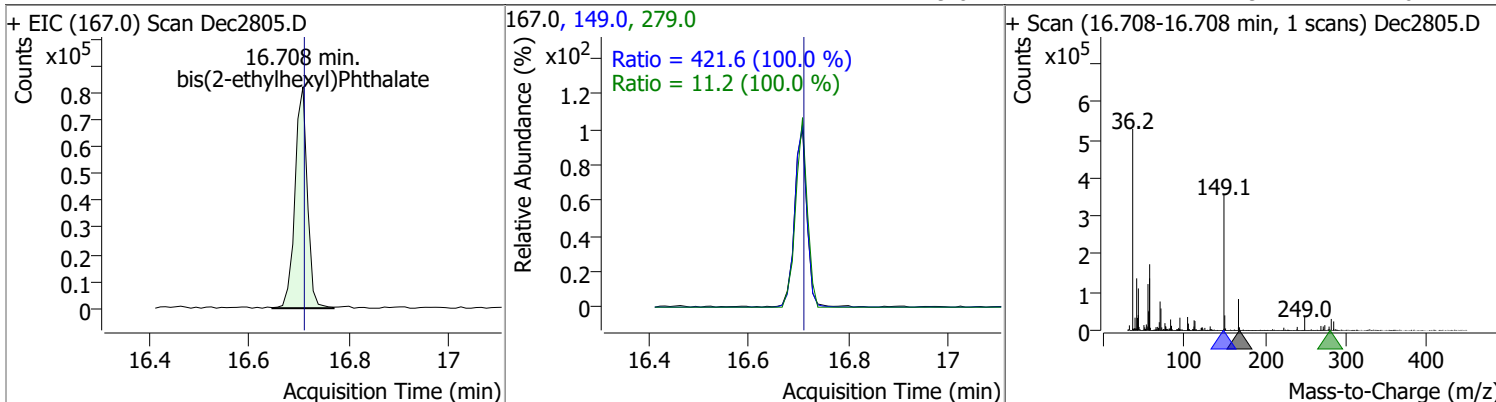


| Compound | Conc. | RT | Dev(Min) | Resp. | QIon | QRatio | Lower | Upper |
|-----------------------|---------|-------|----------|--------|-------|--------|-------|-------|
| 3,3-Dichlorobenzidine | 74.8077 | 16.02 | 0.00 | 350810 | 254.0 | 62.0 | 43.4 | 80.6 |

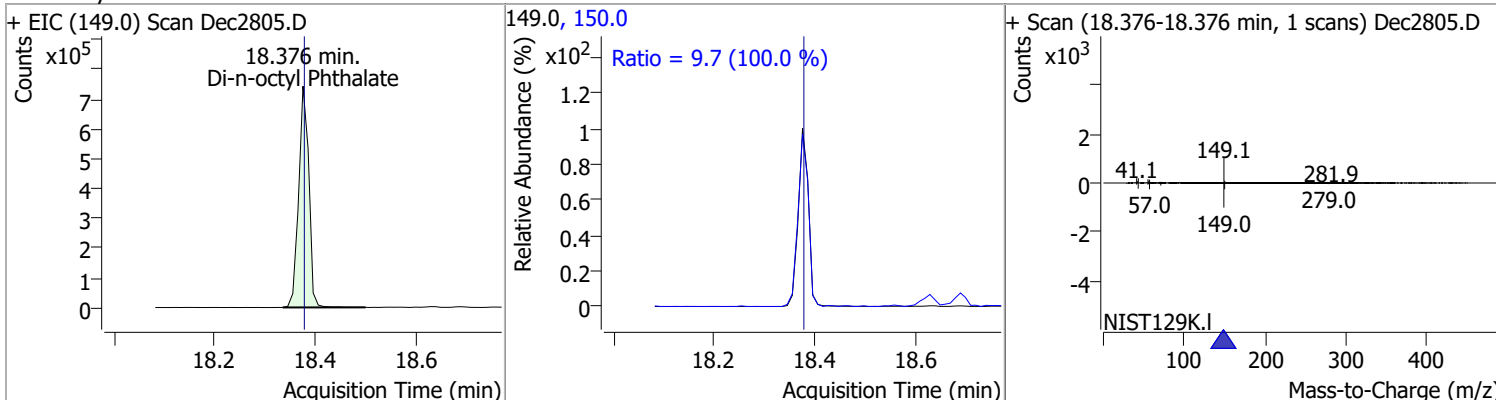


Quantitation Results Report (QT Reviewed)

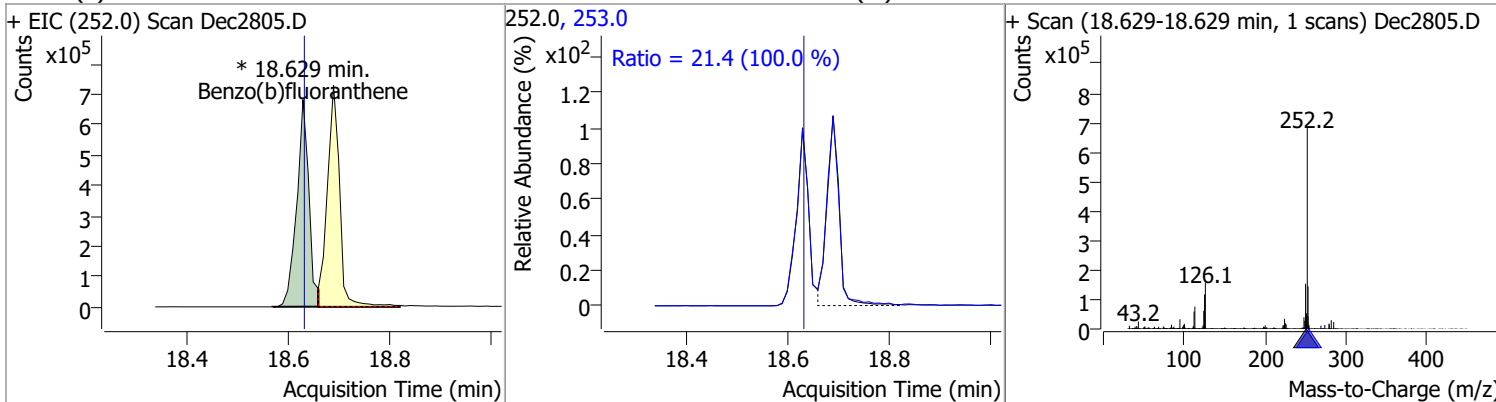
| Compound | Conc. | RT | Dev(Min) | Resp. | QIon | QRatio | Lower | Upper |
|----------------------------|---------|-------|----------|--------|-------|--------|-------|-------|
| bis(2-ethylhexyl)Phthalate | 76.0444 | 16.71 | 0.00 | 141948 | 149.0 | 421.6 | 295.1 | 548.1 |
| | | | | | 279.0 | 11.2 | 7.9 | 14.6 |



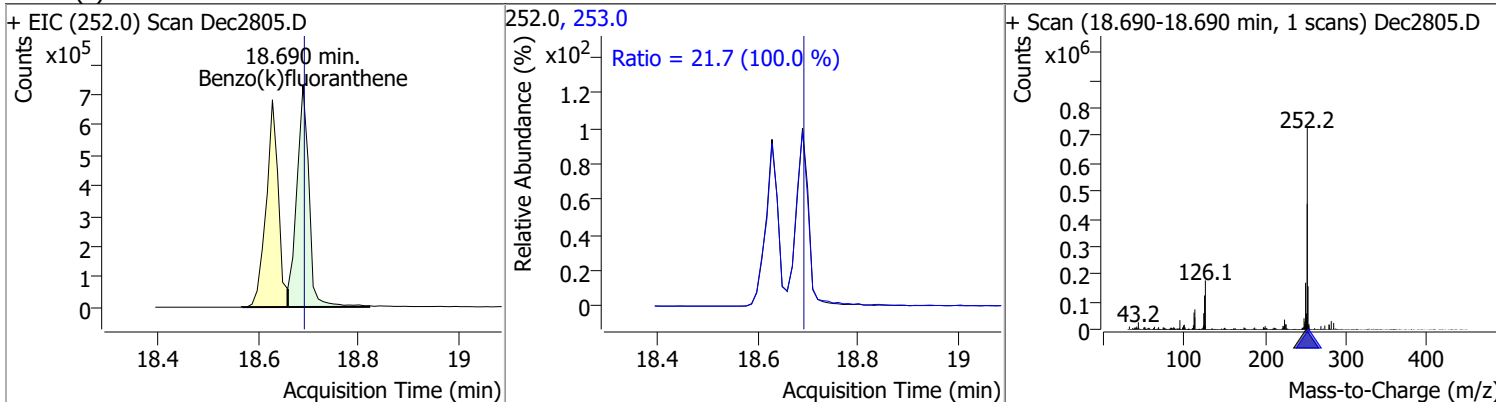
| Compound | Conc. | RT | Dev(Min) | Resp. | QIon | QRatio | Lower | Upper |
|----------------------|---------|-------|----------|---------|-------|--------|-------|-------|
| Di-n-octyl Phthalate | 75.8308 | 18.38 | 0.00 | 1039627 | 150.0 | 9.7 | 6.8 | 12.6 |
| | | | | | 149.0 | 9.7 | 6.8 | 12.6 |



| Compound | Conc. | RT | Dev(Min) | Resp. | QIon | QRatio | Lower | Upper |
|----------------------|---------|-------|----------|-------------|-------|--------|-------|-------|
| Benzo(b)fluoranthene | 75.2444 | 18.63 | 0.00 | 1135032 (m) | 253.0 | 21.4 | 15.0 | 27.8 |
| | | | | | 252.0 | 21.4 | 15.0 | 27.8 |

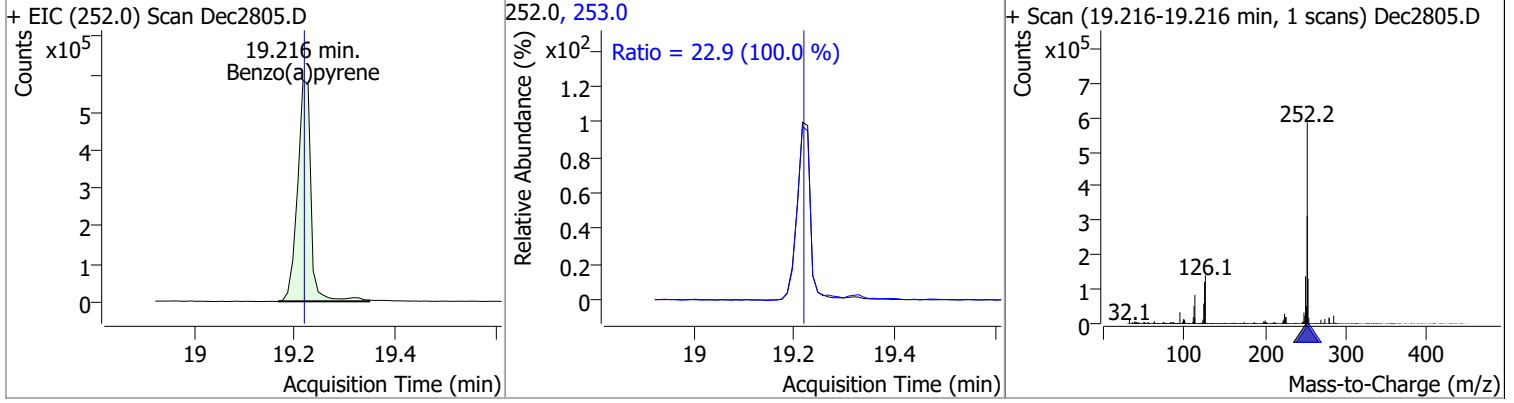


| Compound | Conc. | RT | Dev(Min) | Resp. | QIon | QRatio | Lower | Upper |
|----------------------|---------|-------|----------|---------|-------|--------|-------|-------|
| Benzo(k)fluoranthene | 75.3152 | 18.69 | 0.00 | 1232144 | 253.0 | 21.7 | 15.2 | 28.2 |
| | | | | | 252.0 | 21.7 | 15.2 | 28.2 |

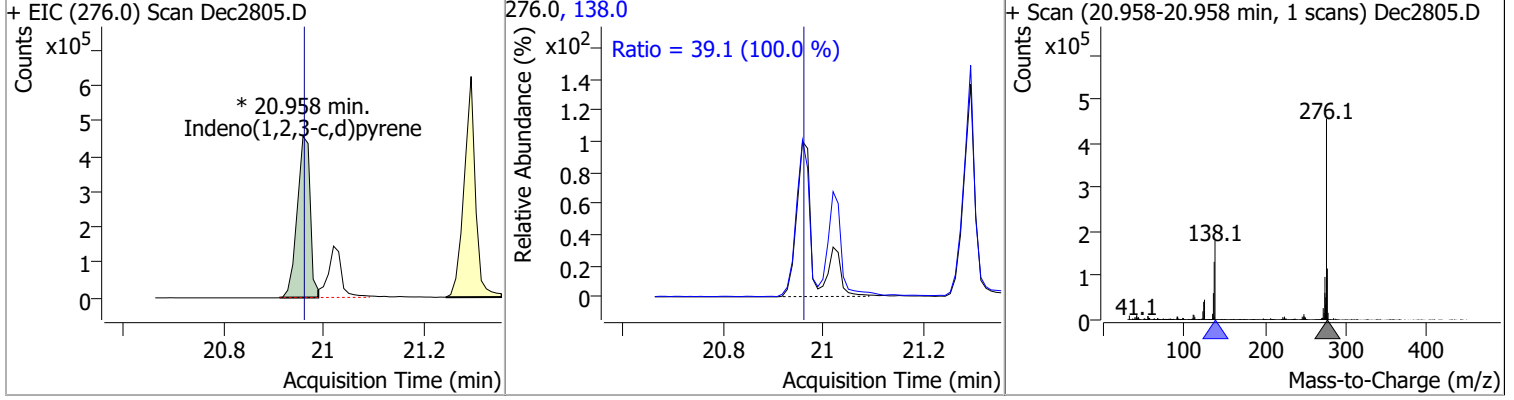


Quantitation Results Report (QT Reviewed)

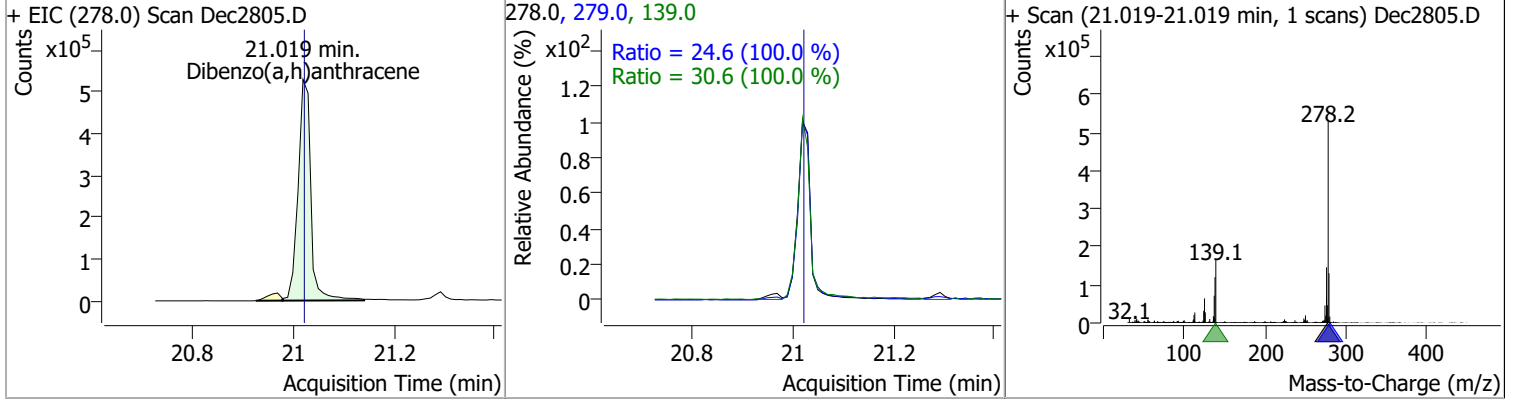
| Compound | Conc. | RT | Dev(Min) | Resp. | QIon | QRatio | Lower | Upper |
|----------------|---------|-------|----------|---------|-------|--------|-------|-------|
| Benzo(a)pyrene | 77.5419 | 19.22 | 0.00 | 1084549 | 253.0 | 22.9 | 16.1 | 29.8 |



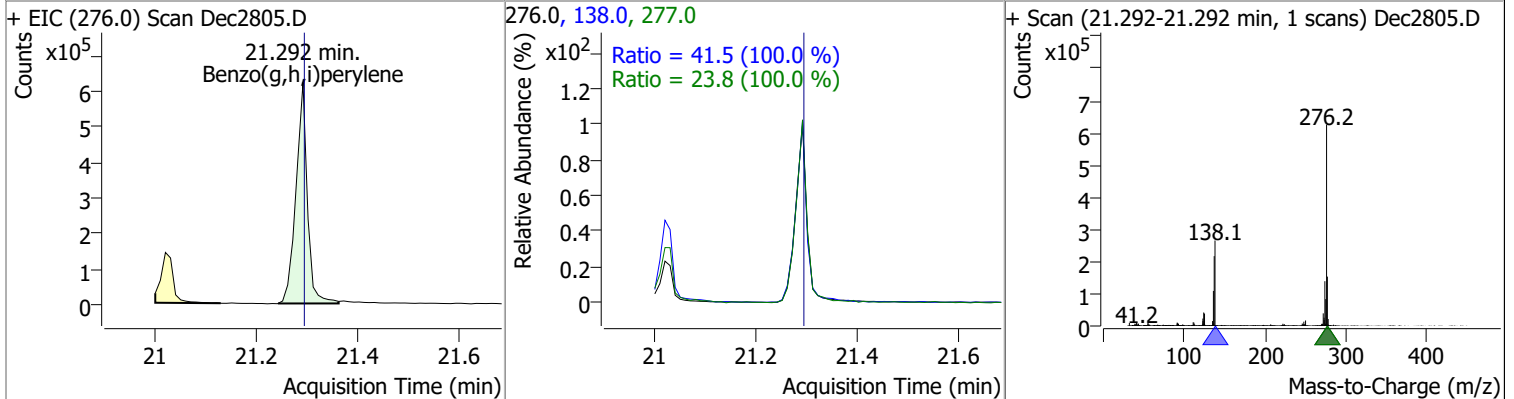
| Compound | Conc. | RT | Dev(Min) | Resp. | QIon | QRatio | Lower | Upper |
|-------------------------|---------|-------|----------|------------|-------|--------|-------|-------|
| Indeno(1,2,3-c,d)pyrene | 76.0007 | 20.96 | 0.00 | 815107 (m) | 138.0 | 39.1 | 27.4 | 50.8 |



| Compound | Conc. | RT | Dev(Min) | Resp. | QIon | QRatio | Lower | Upper |
|------------------------|---------|-------|----------|--------|-------|--------|-------|-------|
| Dibenzo(a,h)anthracene | 77.2236 | 21.02 | 0.00 | 927685 | 139.0 | 30.6 | 21.4 | 39.7 |
| | | | | | 279.0 | 24.6 | 17.2 | 32.0 |

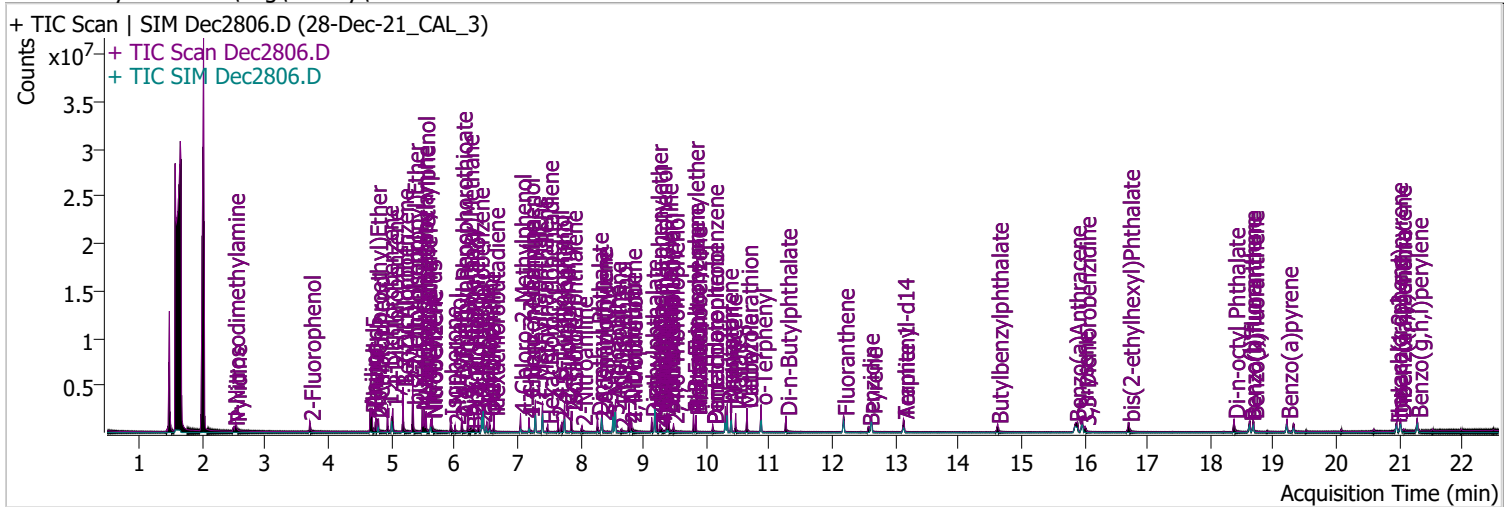


| Compound | Conc. | RT | Dev(Min) | Resp. | QIon | QRatio | Lower | Upper |
|----------------------|---------|-------|----------|--------|-------|--------|-------|-------|
| Benzo(g,h,i)perylene | 73.6405 | 21.29 | 0.00 | 979101 | 138.0 | 41.5 | 29.0 | 53.9 |
| | | | | | 277.0 | 23.8 | 16.7 | 31.0 |



Quantitation Results Report (QT Reviewed)

| | | | |
|----------------|----------------------------|-------------------|------------------------|
| Data File | Dec2806.D | Operator | LIMS import |
| Acq. Method | BNA+SIM.M | Acq. Date-Time | 12/28/2021 4:34:38 PM |
| Sample Name | 28-Dec-21_CAL_3 | Instrument | Instrument #1 |
| Vial | 6 | Multiplier | 1.00 |
| DA Method File | | Comment | SVOC-8270-W-LARGO |
| Tune File | dftppdsm.u | Tune Date | 11/24/2021 11:15:00 AM |
| Batch Name | 122821 bna 1 CAL.batch.bin | Last Calib Update | 12/29/2021 7:25:46 PM |
| Ref Library | D:\Org\Library\NIST129K.l | | |



| Compound | RT | QIon | Resp. | Conc. | Units | Dev(Min) |
|----------|----|------|-------|-------|-------|----------|
|----------|----|------|-------|-------|-------|----------|

Internal Standards

System Monitoring Compounds

| | | | | | | |
|------------------------|----------------------|-------|--------|-------------------|------|--------|
| S 2-Fluorophenol | 3.704 | 112.0 | 356677 | 50.6836 | µg/L | 0.000 |
| Spiked Amount: 200.000 | Range: 10.0 - 75.0% | | | Recovery = 25.34% | | |
| S Phenol-d5 | 4.685 | 99.0 | 490430 | 46.3726 | µg/L | 0.000 |
| Spiked Amount: 200.000 | Range: 10.0 - 65.0% | | | Recovery = 23.19% | | |
| S Nitrobenzene-d5 | 5.624 | 82.0 | 235877 | 45.7781 | µg/L | 0.000 |
| Spiked Amount: 100.000 | Range: 32.0 - 94.0% | | | Recovery = 45.78% | | |
| S 2-Fluorobiphenyl | 7.748 | 172.0 | 867264 | 48.7258 | µg/L | 0.000 |
| Spiked Amount: 100.000 | Range: 28.0 - 107.0% | | | Recovery = 48.73% | | |
| S 2,4,6-Tribromophenol | 9.479 | 329.8 | 41514 | 46.5392 | µg/L | 0.000 |
| Spiked Amount: 200.000 | Range: 25.0 - 140.0% | | | Recovery = 23.27% | | * |
| S Terphenyl-d14 | 13.128 | 244.3 | 690609 | 47.8538 | µg/L | -0.010 |
| Spiked Amount: 100.000 | Range: 32.0 - 122.0% | | | Recovery = 47.85% | | |

Target Compounds

| Compound | RT | QIon | Resp. | Conc. | Units | QValue |
|-------------------------------|-------|-------|--------|---------|-------|--------|
| T N-Nitrosodimethylamine | 2.499 | 74.0 | 152937 | 45.9300 | µg/L | m 99 |
| T Pyridine | 2.530 | 79.0 | 389795 | 47.6122 | µg/L | 87 |
| T Aniline | 4.664 | 93.0 | 690910 | 45.2721 | µg/L | 96 |
| T Phenol | 4.695 | 94.0 | 549306 | 47.4113 | µg/L | 95 |
| T bis(-2-Chloroethyl)Ether | 4.756 | 63.0 | 448120 | 45.3023 | µg/L | m 100 |
| T 2-Chlorophenol | 4.797 | 128.0 | 411326 | 45.9706 | µg/L | 99 |
| T 1,3-Dichlorobenzene | 4.940 | 146.0 | 521538 | 47.5836 | µg/L | 99 |
| T 1,4-Dichlorobenzene | 5.022 | 146.0 | 518411 | 47.9598 | µg/L | 98 |
| T 1,2-Dichlorobenzene | 5.185 | 146.0 | 565230 | 49.9246 | µg/L | m 99 |
| T Benzyl Alcohol | 5.185 | 108.0 | 237749 | 43.2433 | µg/L | 97 |
| T bis(2-chloroisopropyl)Ether | 5.348 | 121.0 | 168351 | 48.9521 | µg/L | 98 |
| T 2-Methylphenol | 5.338 | 107.0 | 407111 | 48.0435 | µg/L | 95 |
| T N-nitroso-Di-n-propylamine | 5.491 | 70.0 | 283771 | 43.2910 | µg/L | 98 |
| T 4Methylphenol/3Methylphenol | 5.522 | 107.0 | 544708 | 48.5170 | µg/L | m 100 |
| T Hexachloroethane | 5.553 | 117.0 | 144330 | 48.2244 | µg/L | 99 |

Quantitation Results Report (QT Reviewed)

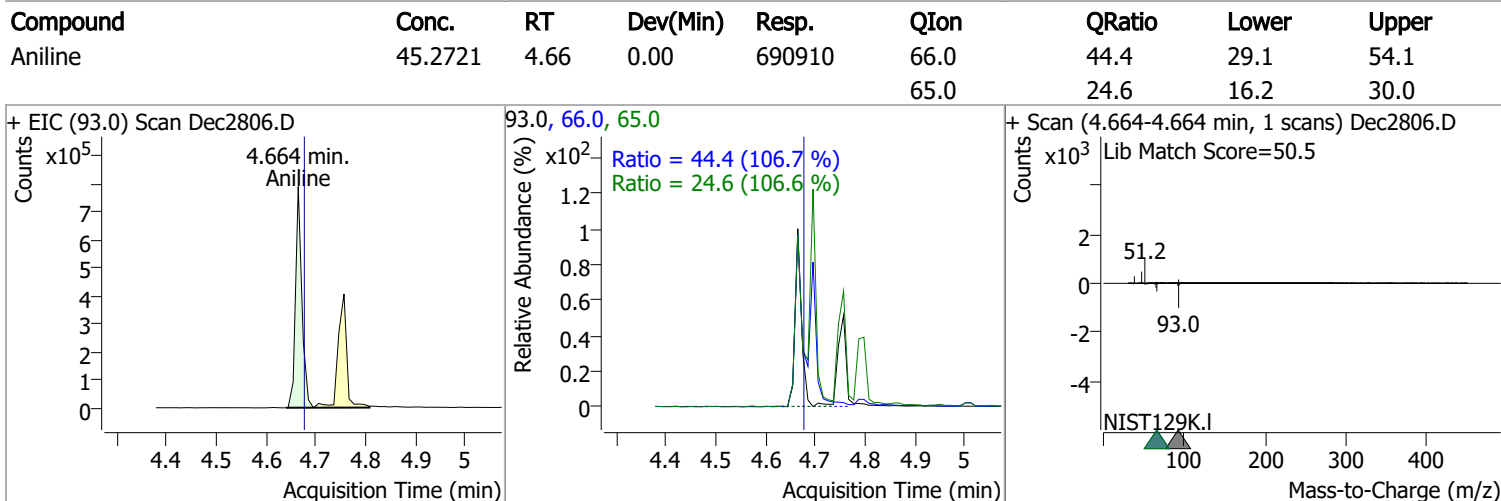
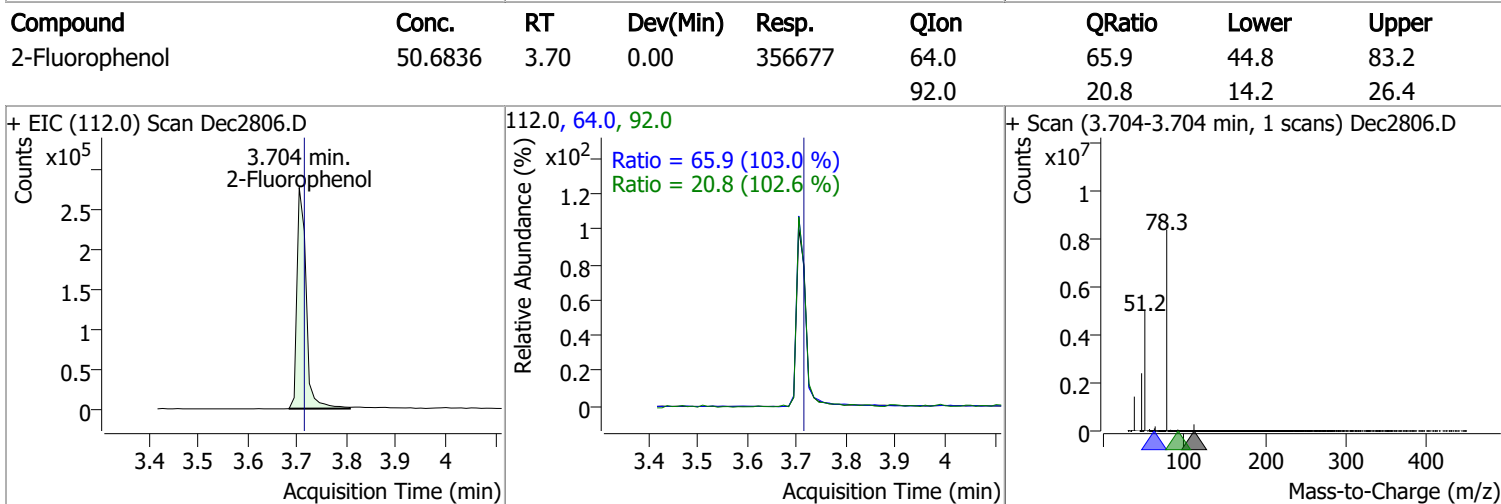
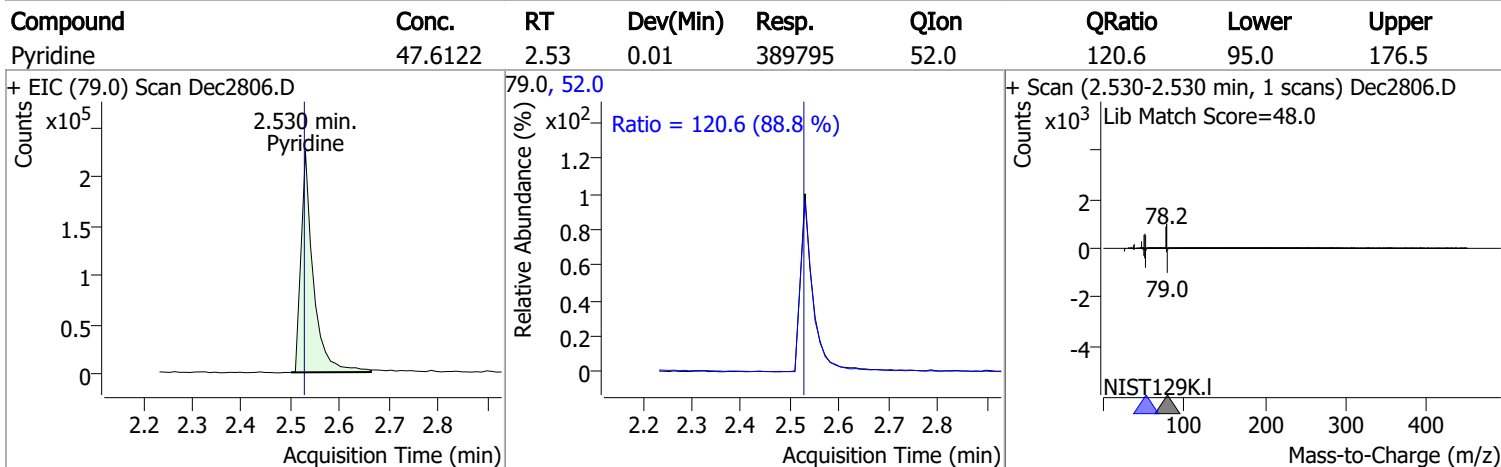
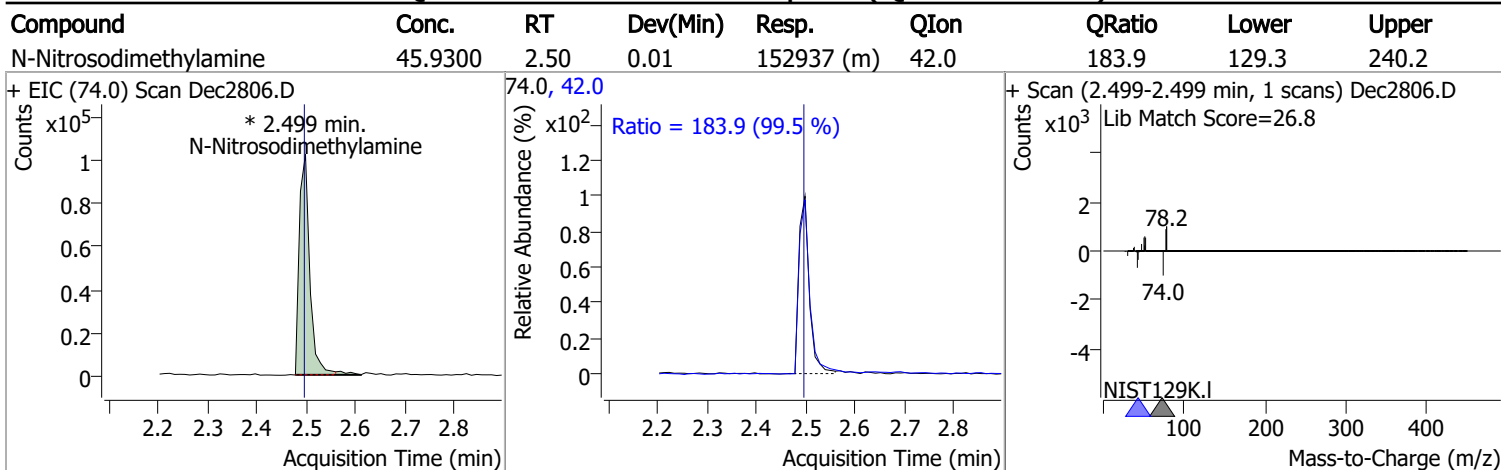
| Compound | RT | QIon | Resp. | Conc. | Units | Dev(Min) |
|-------------------------------|--------|-------|---------|---------|-------|----------|
| T Nitrobenzene | 5.645 | 123.1 | 113263 | 42.2817 | µg/L | 97 |
| T Isophorone | 5.941 | 82.0 | 576232 | 48.0995 | µg/L | 99 |
| T 2-Nitrophenol | 6.013 | 139.0 | 94470 | 46.7359 | µg/L | 95 |
| T 2,4-Dimethylphenol | 6.116 | 122.0 | 318863 | 45.5006 | µg/L | 99 |
| T bis(-2-Chloroethoxy)Methane | 6.218 | 93.0 | 426726 | 45.7598 | µg/L | 99 |
| T Benzoic Acid | 6.290 | 105.0 | 172210 | 46.0822 | µg/L | 97 |
| T 2,4-Dichlorophenol | 6.311 | 162.0 | 271360 | 47.6418 | µg/L | 97 |
| T 1,2,4-Trichlorobenzene | 6.383 | 180.0 | 350550 | 47.9824 | µg/L | 98 |
| T Naphthalene | 6.465 | 128.0 | 1150984 | 47.8772 | µg/L | m 99 |
| T 4-Chlorophenol | 6.516 | 130.0 | 97517 | 48.9898 | µg/L | m 97 |
| T p-Chloroaniline | 6.557 | 127.0 | 421556 | 49.0658 | µg/L | 95 |
| T Hexachlorobutadiene | 6.629 | 224.9 | 175169 | 46.7433 | µg/L | 97 |
| T 4-Chloro-2-Methylphenol | 7.050 | 107.0 | 286668 | 51.0973 | µg/L | m 99 |
| T 4-Chloro-3-Methylphenol | 7.184 | 107.0 | 267358 | 47.9546 | µg/L | m 96 |
| T 2-Methylnaphthalene | 7.286 | 141.0 | 699068 | 49.4455 | µg/L | 97 |
| T 1-Methylnaphthalene | 7.399 | 141.0 | 685085 | 48.5443 | µg/L | m 98 |
| T Hexachlorocyclopentadiene | 7.481 | 236.9 | 84011 | 49.0379 | µg/L | 100 |
| T 2,4,6-Trichlorophenol | 7.646 | 196.0 | 161763 | 51.3233 | µg/L | 100 |
| T 2,4,5-Trichlorophenol | 7.707 | 196.0 | 180021 | 49.6186 | µg/L | 100 |
| T 2-Chloronaphthalene | 7.861 | 162.0 | 691754 | 49.2222 | µg/L | 98 |
| T 2-Nitroaniline | 8.026 | 65.0 | 106309 | 48.1915 | µg/L | 95 |
| T Dimethyl Phthalate | 8.272 | 163.0 | 606254 | 48.5904 | µg/L | 99 |
| T 2,6-Dinitrotoluene | 8.333 | 165.0 | 68895 | 47.5539 | µg/L | 88 |
| T Acenaphthylene | 8.343 | 152.1 | 1111124 | 52.1610 | µg/L | 100 |
| T 3-Nitroaniline | 8.527 | 138.0 | 85412 | 52.2718 | µg/L | 97 |
| T Acenaphthene | 8.558 | 154.0 | 661886 | 52.6799 | µg/L | 99 |
| T 2,4-Dinitrophenol | 8.650 | 184.0 | 32380 | 47.7983 | µg/L | 94 |
| T Dibenzofuran | 8.773 | 168.0 | 1054764 | 52.1737 | µg/L | 98 |
| T 4-Nitrophenol | 8.814 | 109.0 | 97136 | 45.0759 | µg/L | 93 |
| T 2,4-Dinitrotoluene | 8.803 | 165.0 | 84793 | 47.6637 | µg/L | 89 |
| T Diethylphthalate | 9.131 | 149.0 | 617191 | 45.1777 | µg/L | m 99 |
| T Fluorene | 9.182 | 166.0 | 856957 | 53.9254 | µg/L | 99 |
| T 4-Chlorophenyl-phenylether | 9.213 | 204.0 | 322365 | 49.9044 | µg/L | 98 |
| T 4-Nitroaniline | 9.264 | 138.0 | 83010 | 45.6309 | µg/L | 97 |
| T 4,6-Dinitro-2-methylphenol | 9.284 | 198.0 | 44446 | 47.9753 | µg/L | 99 |
| T N-nitrosodiphenylamine | 9.376 | 169.0 | 502656 | 47.8539 | µg/L | 98 |
| T Azobenzene | 9.407 | 77.0 | 636779 | 44.3201 | µg/L | m 99 |
| T 4-Bromophenyl-phenylether | 9.796 | 248.0 | 177328 | 47.5339 | µg/L | 100 |
| T Hexachlorobenzene | 9.836 | 283.9 | 172867 | 48.8619 | µg/L | 100 |
| T Pentachlorophenol | 10.100 | 265.9 | 65004 | 45.3259 | µg/L | 94 |
| T Phenanthrene | 10.333 | 178.0 | 1095090 | 49.6982 | µg/L | m 99 |
| T Anthracene | 10.394 | 178.0 | 1029890 | 46.7384 | µg/L | m 100 |
| T Triallate | 10.464 | 86.0 | 208245 | 47.9071 | µg/L | 99 |
| T Carbazole | 10.647 | 167.0 | 1056028 | 48.1523 | µg/L | 99 |
| T o-Terphenyl | 10.870 | 230.0 | 526845 | 48.8599 | µg/L | 98 |
| T Di-n-Butylphthalate | 11.265 | 149.0 | 851605 | 42.3012 | µg/L | 98 |
| T Fluoranthene | 12.176 | 202.0 | 1051419 | 46.9532 | µg/L | 98 |
| T Benzidine | 12.571 | 184.0 | 406985 | 53.4430 | µg/L | 99 |
| T Pyrene | 12.622 | 202.0 | 1160626 | 48.4188 | µg/L | 99 |
| T Butylbenzylphthalate | 14.623 | 149.0 | 251486 | 46.2057 | µg/L | 94 |
| T Benzo(a)Anthracene | 15.859 | 228.0 | 769912 | 48.7403 | µg/L | 99 |
| T Chrysene | 15.972 | 228.0 | 856742 | 47.4835 | µg/L | 100 |
| T 3,3-Dichlorobenzidine | 16.013 | 252.0 | 216731 | 47.6629 | µg/L | 98 |
| T bis(2-ethylhexyl)Phthalate | 16.707 | 167.0 | 81276 | 46.6731 | µg/L | 100 |
| T Di-n-octyl Phthalate | 18.375 | 149.0 | 597253 | 47.9498 | µg/L | 100 |

Quantitation Results Report (QT Reviewed)

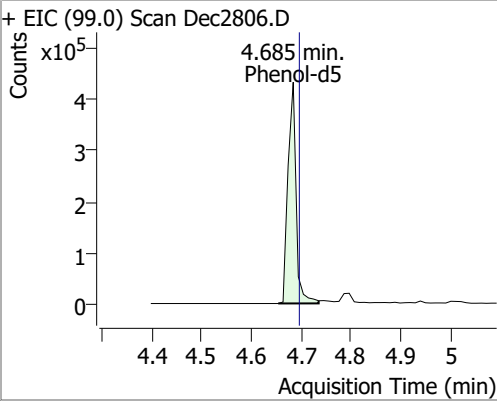
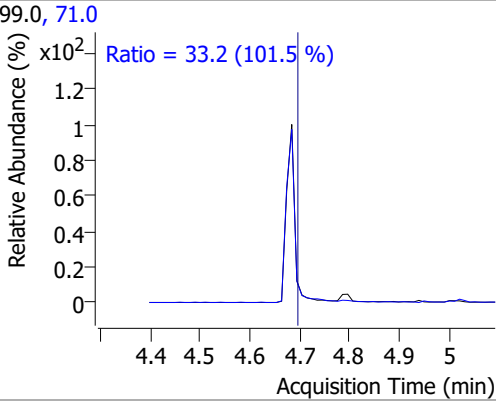
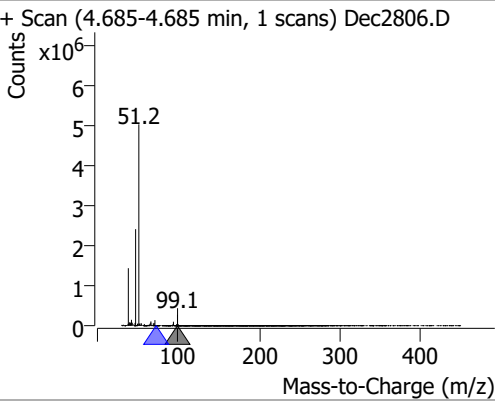
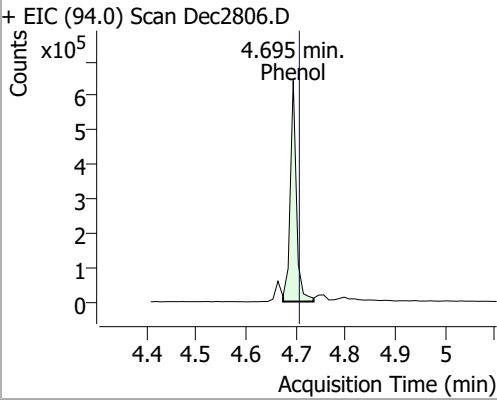
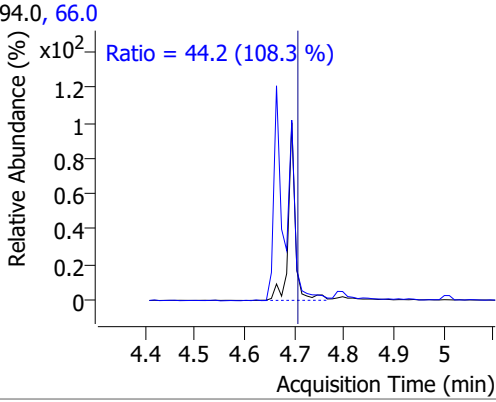
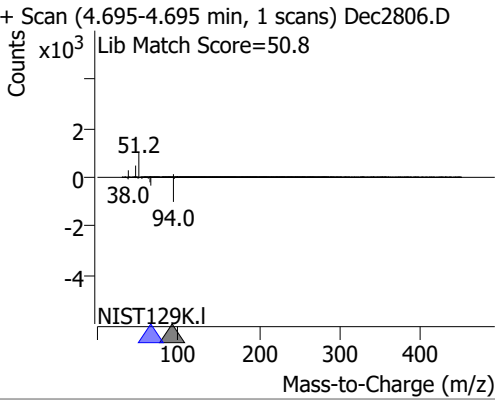
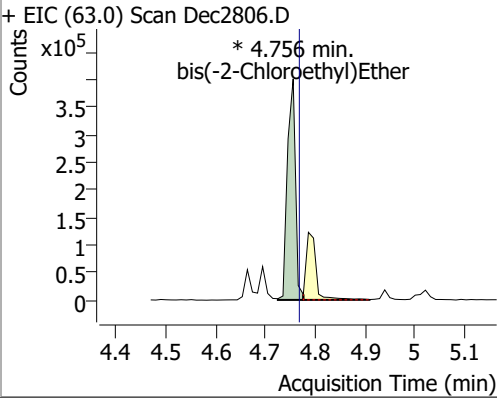
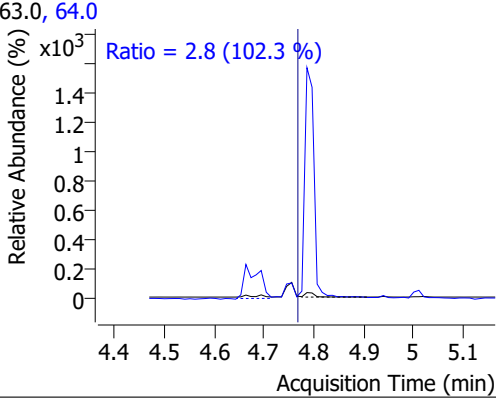
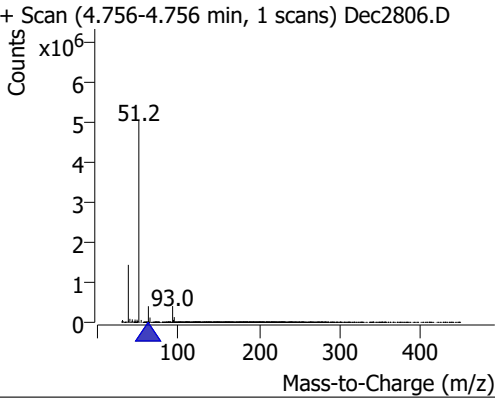
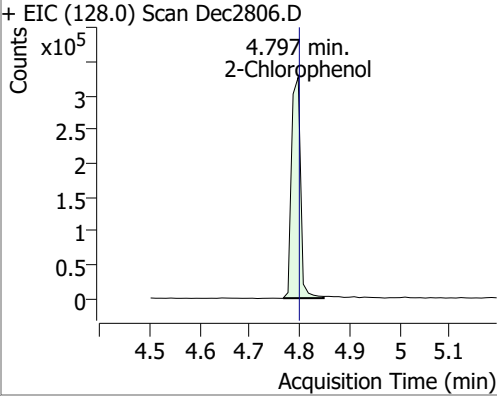
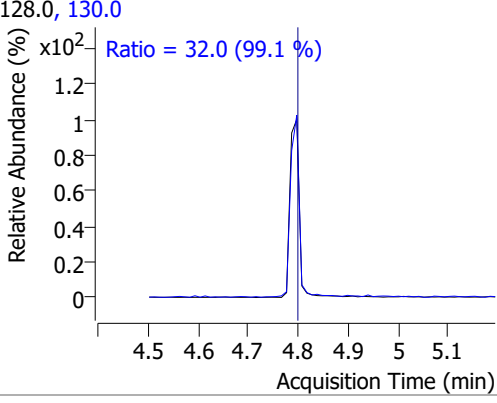
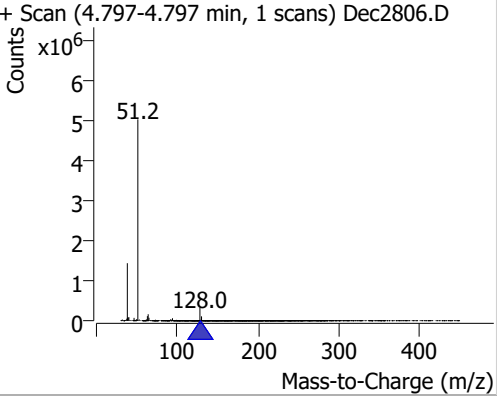
| Compound | RT | QIon | Resp. | Conc. | Units | Dev(Min) |
|---------------------------|--------|-------|--------|---------|-------|----------|
| T Benzo(b)fluoranthene | 18.629 | 252.0 | 714670 | 48.4815 | µg/L | 99 |
| T Benzo(k)fluoranthene | 18.679 | 252.0 | 782271 | 48.9307 | µg/L | 100 |
| T Benzo(a)pyrene | 19.216 | 252.0 | 649490 | 49.9159 | µg/L | 99 |
| T Indeno(1,2,3-c,d)pyrene | 20.958 | 276.0 | 506218 | 49.7134 | µg/L | 99 |
| T Dibenzo(a,h)anthracene | 21.018 | 278.0 | 575017 | 49.4836 | µg/L | 100 |
| T Benzo(g,h,i)perylene | 21.282 | 276.0 | 648415 | 50.5361 | µg/L | 99 |

(#) = Qualifier Out of Range; (m) = Manual Integration; (+) = Area Summed; (*) = Surrogate Percent Recovery Out of Range; (d): Zeroed Peak

Quantitation Results Report (QT Reviewed)

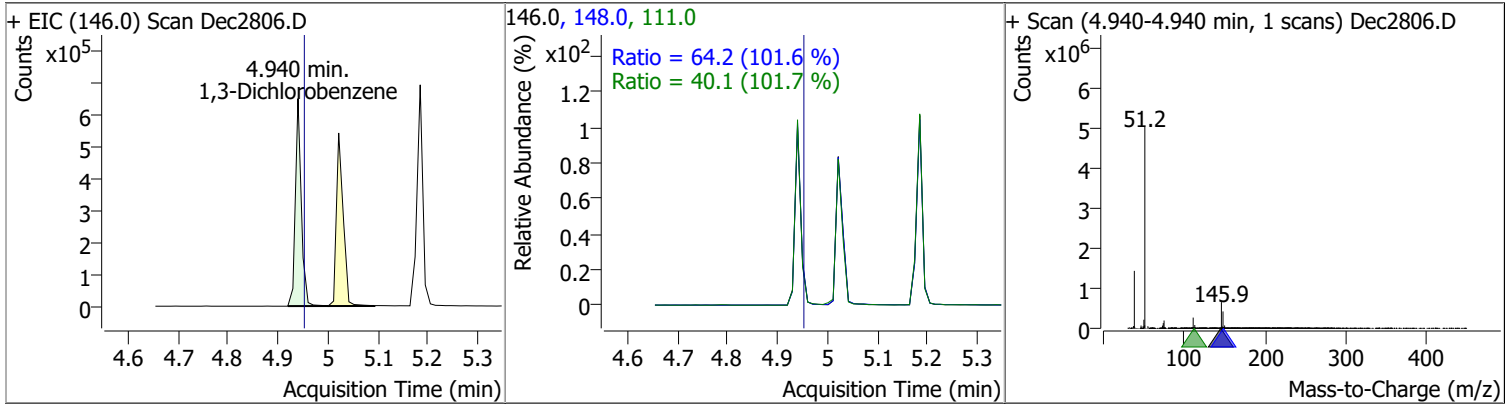


Quantitation Results Report (QT Reviewed)

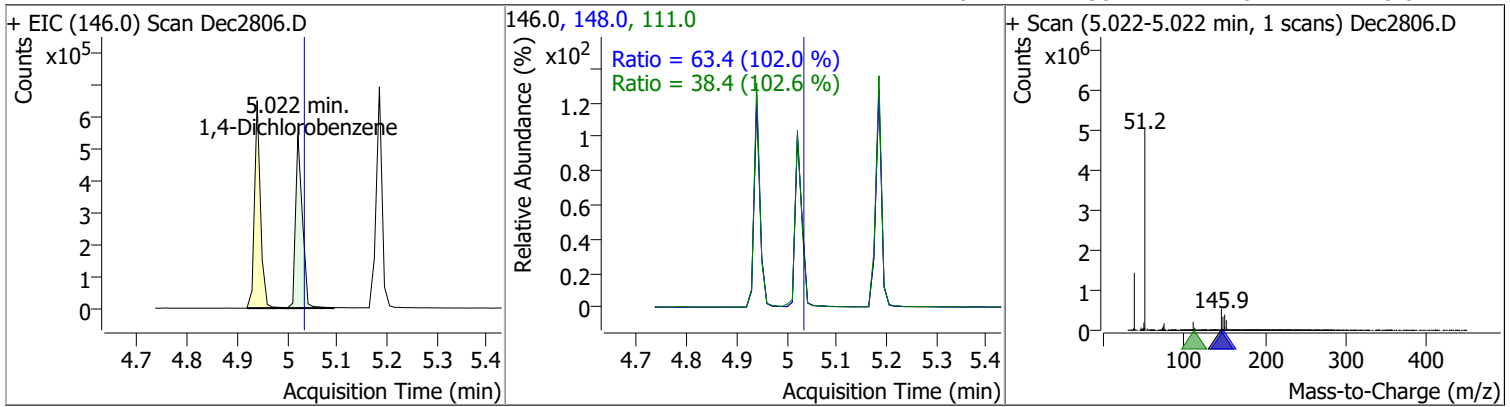
| Compound | Conc. | RT | Dev(Min) | Resp. | QIon | QRatio | Lower | Upper |
|--|---------|------|--|------------|-------|---|-------|-------|
| Phenol-d5 | 46.3726 | 4.68 | 0.00 | 490430 | 71.0 | 33.2 | 22.9 | 42.5 |
| + EIC (99.0) Scan Dec2806.D  | | | 99.0, 71.0  | | | + Scan (4.685-4.685 min, 1 scans) Dec2806.D  | | |
| Phenol | 47.4113 | 4.69 | 0.00 | 549306 | 66.0 | 44.2 | 28.6 | 53.1 |
| + EIC (94.0) Scan Dec2806.D  | | | 94.0, 66.0  | | | + Scan (4.695-4.695 min, 1 scans) Dec2806.D Lib Match Score=50.8  | | |
| bis(-2-Chloroethyl)Ether | 45.3023 | 4.76 | 0.00 | 448120 (m) | 64.0 | 2.8 | 1.9 | 3.6 |
| + EIC (63.0) Scan Dec2806.D  | | | 63.0, 64.0  | | | + Scan (4.756-4.756 min, 1 scans) Dec2806.D  | | |
| 2-Chlorophenol | 45.9706 | 4.80 | 0.01 | 411326 | 130.0 | 32.0 | 22.6 | 42.0 |
| + EIC (128.0) Scan Dec2806.D  | | | 128.0, 130.0  | | | + Scan (4.797-4.797 min, 1 scans) Dec2806.D  | | |

Quantitation Results Report (QT Reviewed)

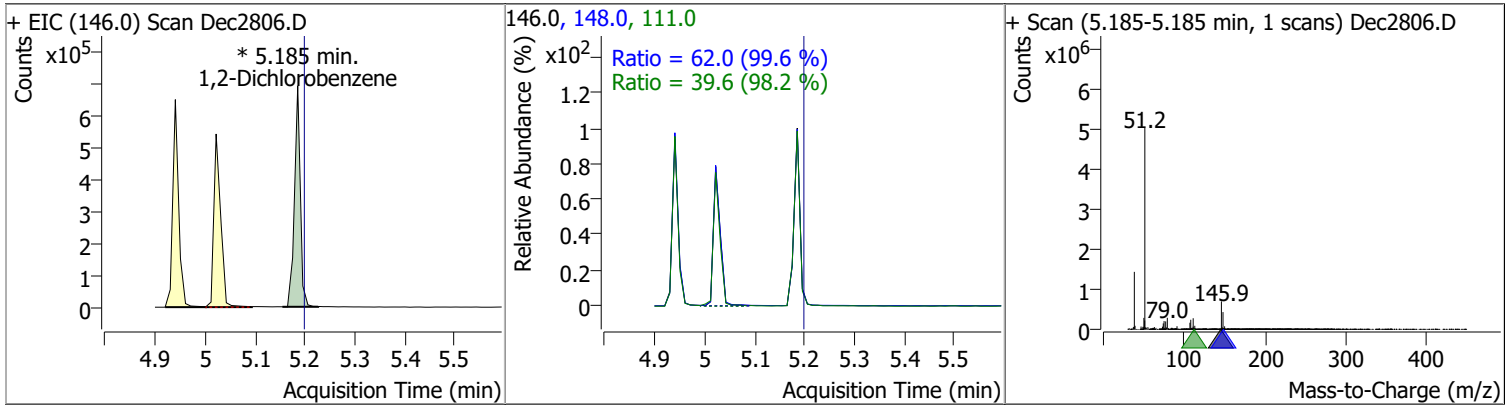
| Compound | Conc. | RT | Dev(Min) | Resp. | QIon | QRatio | Lower | Upper |
|---------------------|---------|------|----------|--------|-------|--------|-------|-------|
| 1,3-Dichlorobenzene | 47.5836 | 4.94 | 0.00 | 521538 | 148.0 | 64.2 | 44.2 | 82.2 |
| | | | | | 111.0 | 40.1 | 27.6 | 51.2 |



| Compound | Conc. | RT | Dev(Min) | Resp. | QIon | QRatio | Lower | Upper |
|---------------------|---------|------|----------|--------|-------|--------|-------|-------|
| 1,4-Dichlorobenzene | 47.9598 | 5.02 | 0.00 | 518411 | 148.0 | 63.4 | 43.6 | 80.9 |
| | | | | | 111.0 | 38.4 | 26.2 | 48.6 |

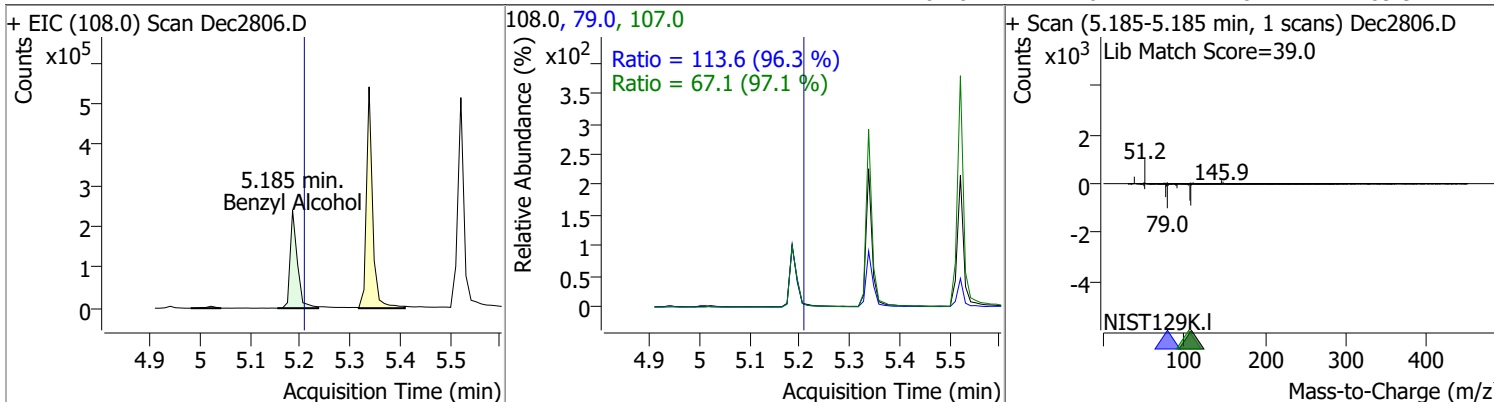


| Compound | Conc. | RT | Dev(Min) | Resp. | QIon | QRatio | Lower | Upper |
|---------------------|---------|------|----------|------------|-------|--------|-------|-------|
| 1,2-Dichlorobenzene | 49.9246 | 5.19 | 0.00 | 565230 (m) | 148.0 | 62.0 | 43.6 | 80.9 |
| | | | | | 111.0 | 39.6 | 28.2 | 52.4 |

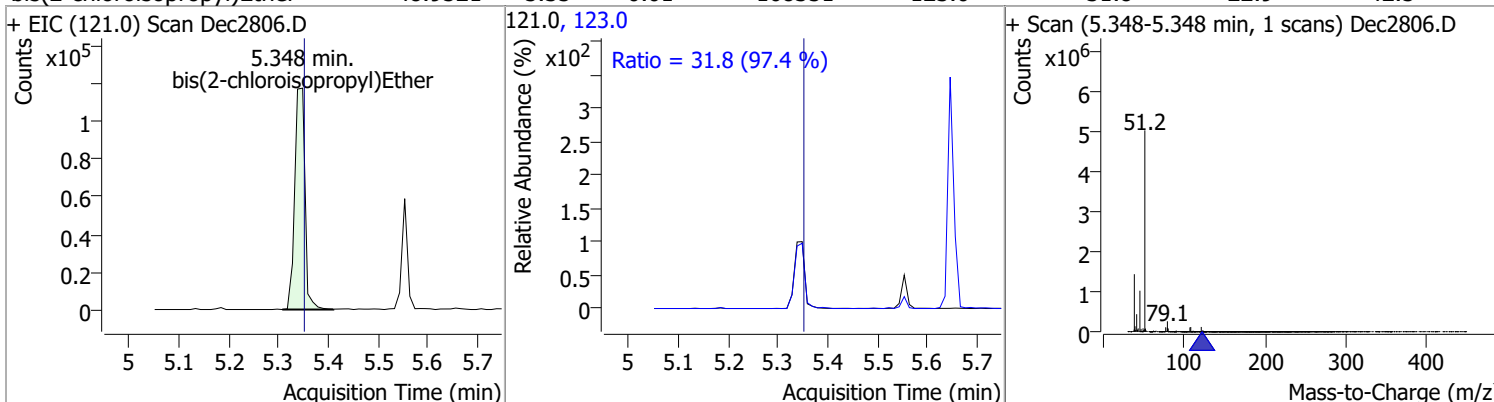


Quantitation Results Report (QT Reviewed)

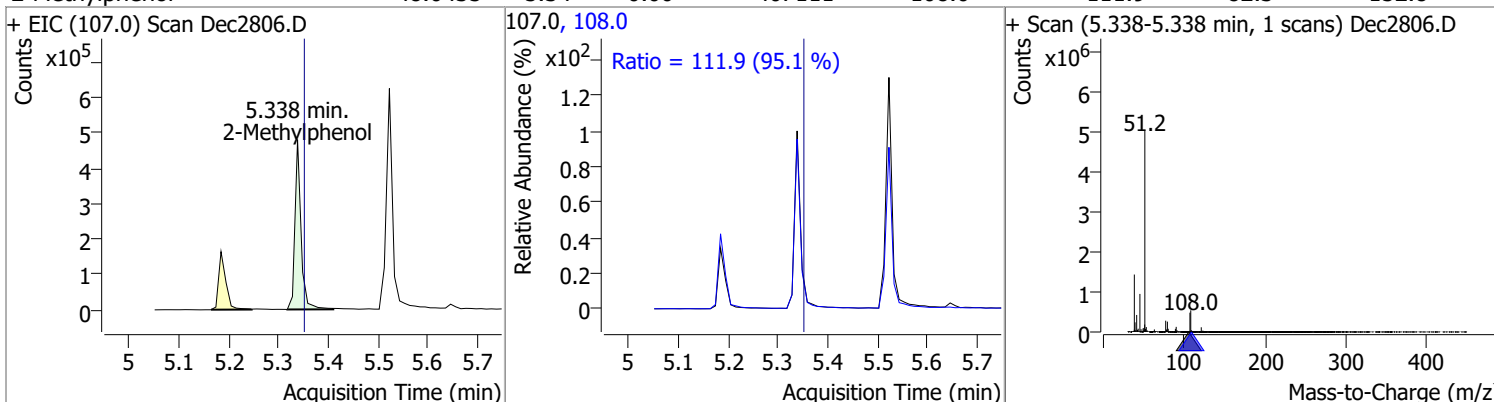
| Compound | Conc. | RT | Dev(Min) | Resp. | QIon | QRatio | Lower | Upper |
|----------------|---------|------|----------|--------|-------|--------|-------|-------|
| Benzyl Alcohol | 43.2433 | 5.19 | -0.01 | 237749 | 79.0 | 113.6 | 82.5 | 153.3 |
| | | | | | 107.0 | 67.1 | 48.4 | 89.9 |



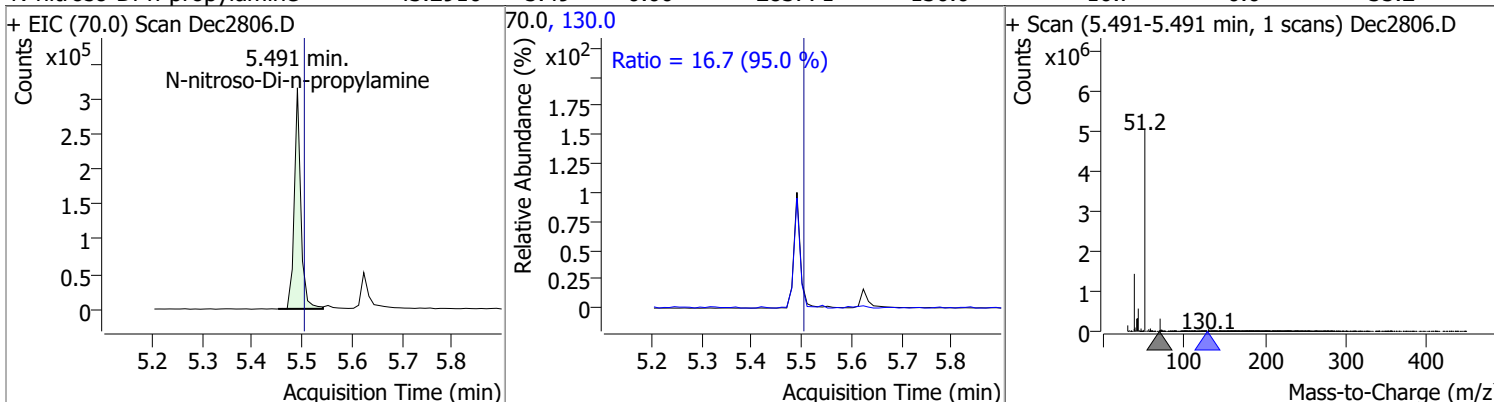
| Compound | Conc. | RT | Dev(Min) | Resp. | QIon | QRatio | Lower | Upper |
|-----------------------------|---------|------|----------|--------|-------|--------|-------|-------|
| bis(2-chloroisopropyl)Ether | 48.9521 | 5.35 | 0.01 | 168351 | 123.0 | 31.8 | 22.9 | 42.5 |



| Compound | Conc. | RT | Dev(Min) | Resp. | QIon | QRatio | Lower | Upper |
|----------------|---------|------|----------|--------|-------|--------|-------|-------|
| 2-Methylphenol | 48.0435 | 5.34 | 0.00 | 407111 | 108.0 | 111.9 | 82.3 | 152.8 |

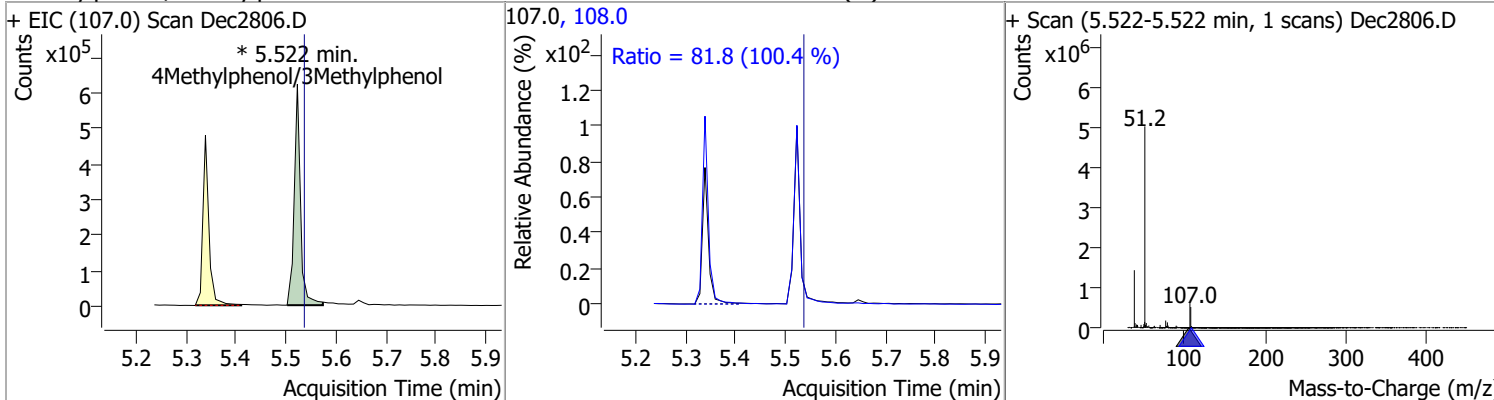


| Compound | Conc. | RT | Dev(Min) | Resp. | QIon | QRatio | Lower | Upper |
|----------------------------|---------|------|----------|--------|-------|--------|-------|-------|
| N-nitroso-Di-n-propylamine | 43.2910 | 5.49 | 0.00 | 283771 | 130.0 | 16.7 | 0.0 | 35.2 |

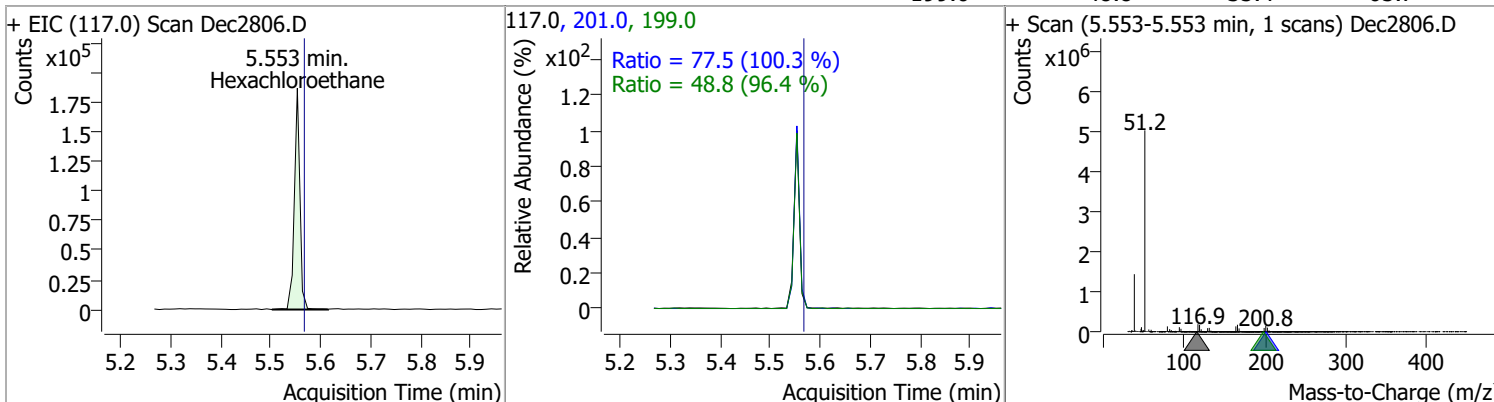


Quantitation Results Report (QT Reviewed)

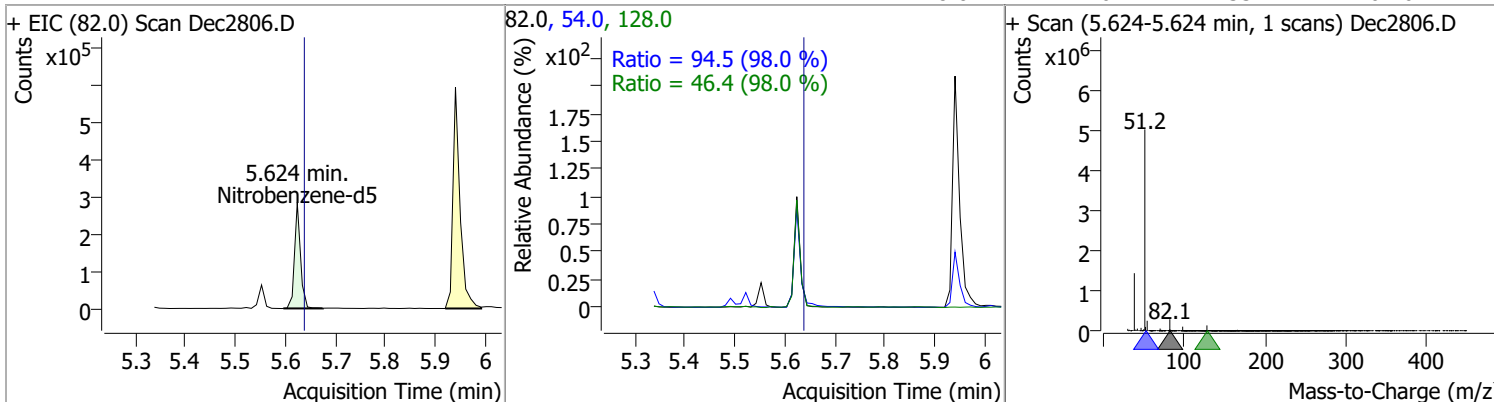
| Compound | Conc. | RT | Dev(Min) | Resp. | QIon | QRatio | Lower | Upper |
|-----------------------------|---------|------|----------|------------|-------|--------|-------|-------|
| 4Methylphenol/3Methylphenol | 48.5170 | 5.52 | 0.00 | 544708 (m) | 108.0 | 81.8 | 57.0 | 105.8 |



| Compound | Conc. | RT | Dev(Min) | Resp. | QIon | QRatio | Lower | Upper |
|------------------|---------|------|----------|--------|-------|--------|-------|-------|
| Hexachloroethane | 48.2244 | 5.55 | 0.00 | 144330 | 201.0 | 77.5 | 54.1 | 100.4 |
| | | | | | 199.0 | 48.8 | 35.4 | 65.7 |

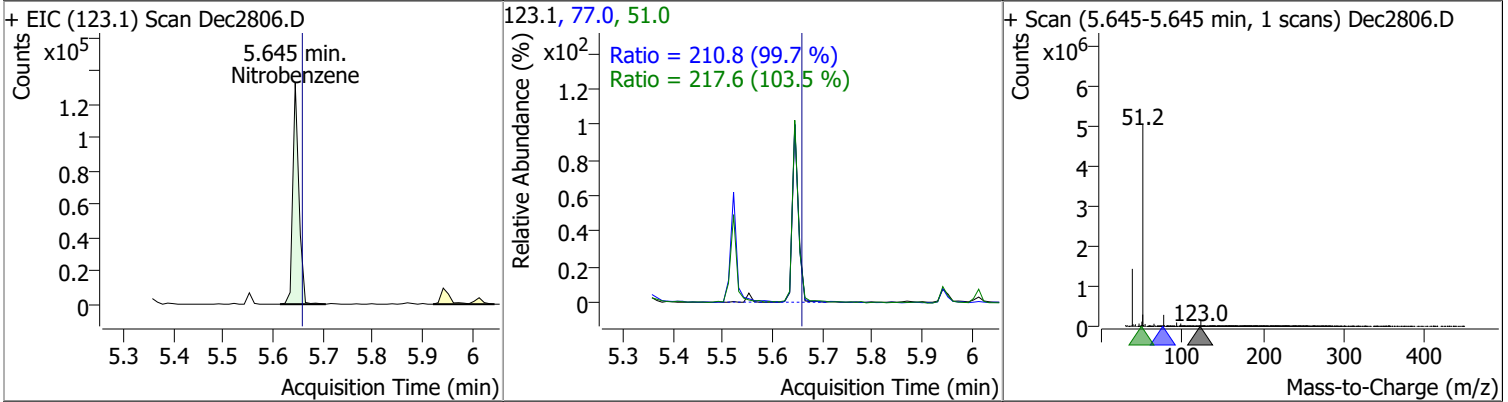


| Compound | Conc. | RT | Dev(Min) | Resp. | QIon | QRatio | Lower | Upper |
|-----------------|---------|------|----------|--------|-------|--------|-------|-------|
| Nitrobenzene-d5 | 45.7781 | 5.62 | 0.00 | 235877 | 54.0 | 94.5 | 67.5 | 125.4 |
| | | | | | 128.0 | 46.4 | 33.2 | 61.6 |

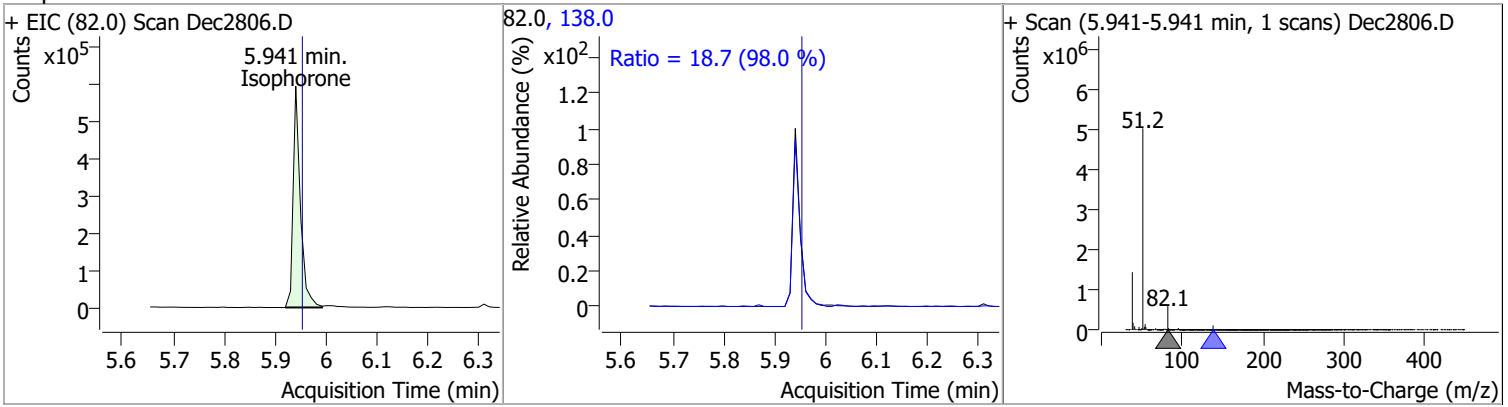


Quantitation Results Report (QT Reviewed)

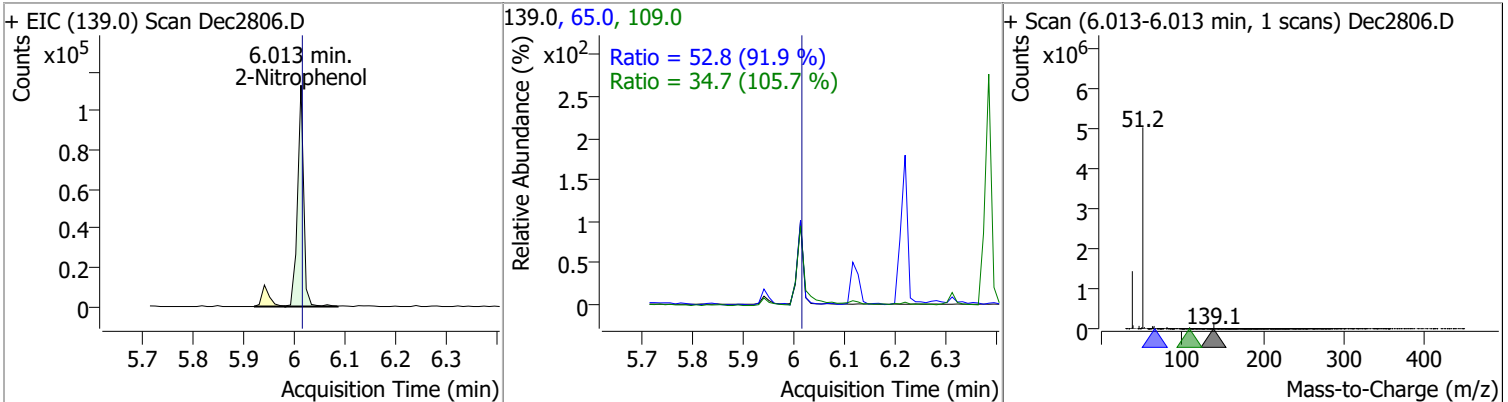
| Compound | Conc. | RT | Dev(Min) | Resp. | QIon | QRatio | Lower | Upper |
|--------------|---------|------|----------|--------|------|--------|-------|-------|
| Nitrobenzene | 42.2817 | 5.64 | 0.00 | 113263 | 77.0 | 210.8 | 148.0 | 274.8 |
| | | | | | 51.0 | 217.6 | 147.2 | 273.4 |
| | | | | | | | | |



| Compound | Conc. | RT | Dev(Min) | Resp. | QIon | QRatio | Lower | Upper |
|------------|---------|------|----------|--------|-------|--------|-------|-------|
| Isophorone | 48.0995 | 5.94 | -0.01 | 576232 | 138.0 | 18.7 | 13.3 | 24.8 |
| | | | | | | | | |
| | | | | | | | | |

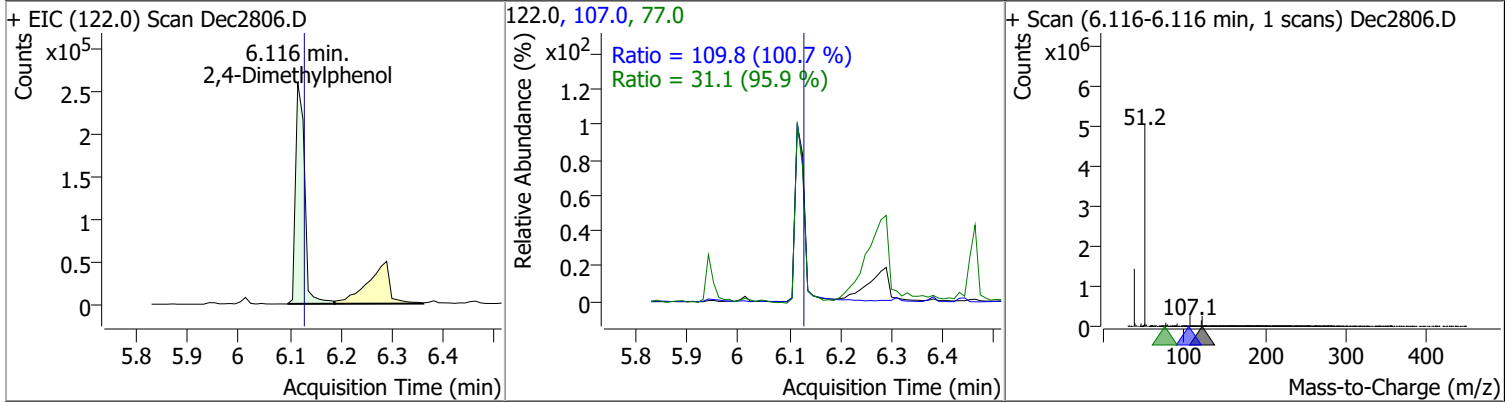


| Compound | Conc. | RT | Dev(Min) | Resp. | QIon | QRatio | Lower | Upper |
|---------------|---------|------|----------|-------|-------|--------|-------|-------|
| 2-Nitrophenol | 46.7359 | 6.01 | 0.00 | 94470 | 65.0 | 52.8 | 40.2 | 74.6 |
| | | | | | 109.0 | 34.7 | 22.9 | 42.6 |
| | | | | | | | | |

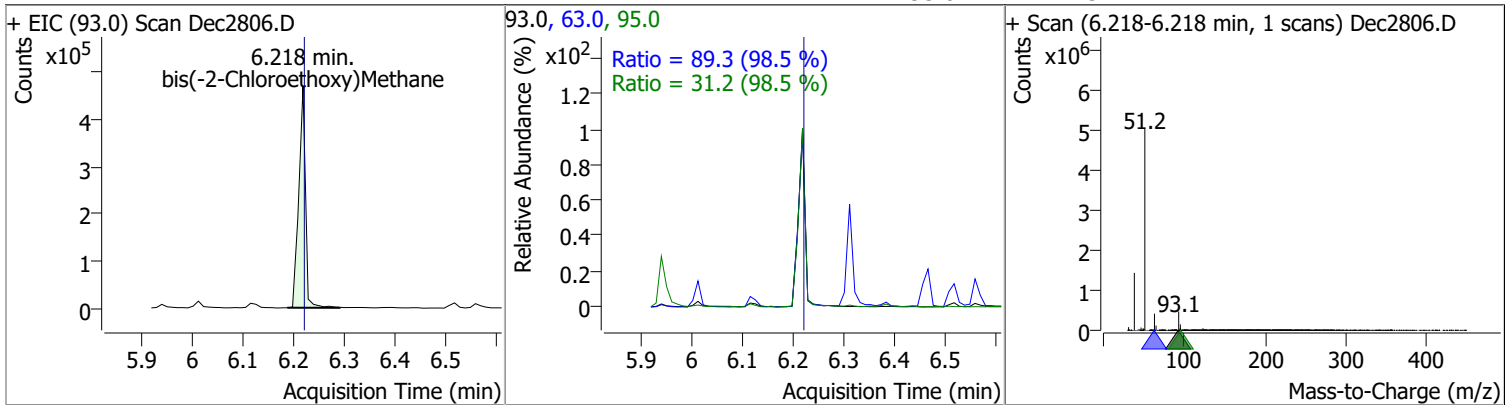


Quantitation Results Report (QT Reviewed)

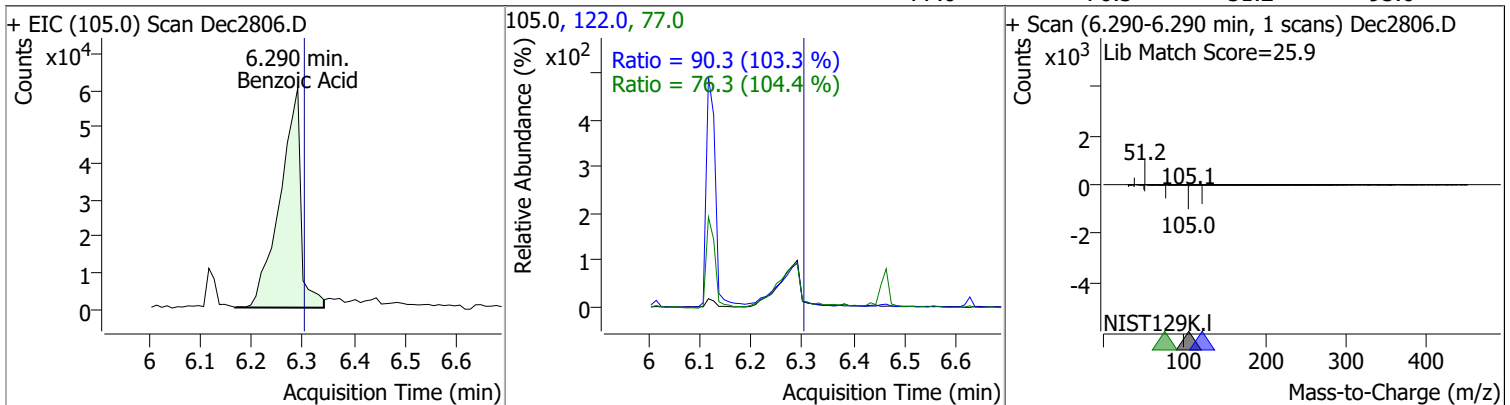
| Compound | Conc. | RT | Dev(Min) | Resp. | QIon | QRatio | Lower | Upper |
|--------------------|---------|------|----------|--------|-------|--------|-------|-------|
| 2,4-Dimethylphenol | 45.5006 | 6.12 | -0.01 | 318863 | 107.0 | 109.8 | 76.4 | 141.8 |
| | | | | | 77.0 | 31.1 | 22.7 | 42.1 |



| Compound | Conc. | RT | Dev(Min) | Resp. | QIon | QRatio | Lower | Upper |
|-----------------------------|---------|------|----------|--------|------|--------|-------|-------|
| bis(-2-Chloroethoxy)Methane | 45.7598 | 6.22 | 0.00 | 426726 | 63.0 | 89.3 | 63.5 | 117.9 |
| | | | | | 95.0 | 31.2 | 22.2 | 41.1 |

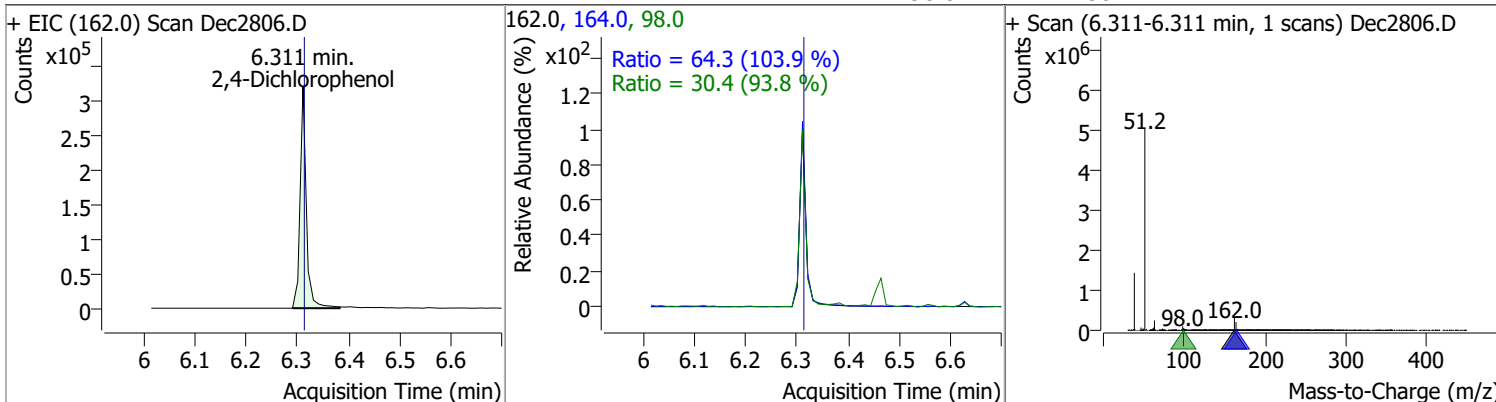


| Compound | Conc. | RT | Dev(Min) | Resp. | QIon | QRatio | Lower | Upper |
|--------------|---------|------|----------|--------|-------|--------|-------|-------|
| Benzoic Acid | 46.0822 | 6.29 | -0.01 | 172210 | 122.0 | 90.3 | 61.1 | 113.6 |
| | | | | | 77.0 | 76.3 | 51.2 | 95.0 |

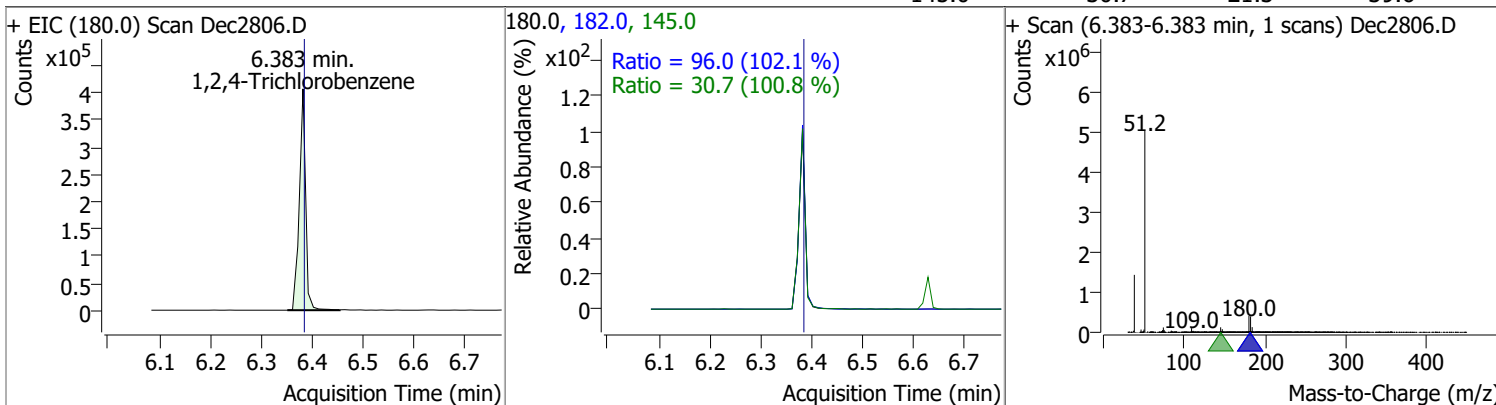


Quantitation Results Report (QT Reviewed)

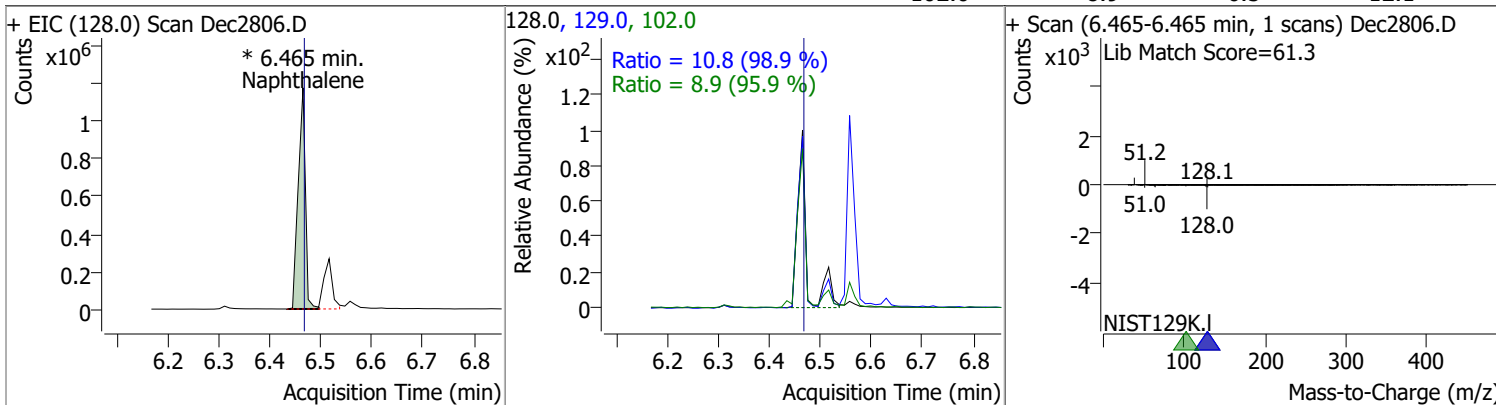
| Compound | Conc. | RT | Dev(Min) | Resp. | QIon | QRatio | Lower | Upper |
|--------------------|---------|------|----------|--------|-------|--------|-------|-------|
| 2,4-Dichlorophenol | 47.6418 | 6.31 | 0.00 | 271360 | 164.0 | 64.3 | 43.4 | 80.5 |
| | | | | | 98.0 | 30.4 | 22.7 | 42.1 |



| Compound | Conc. | RT | Dev(Min) | Resp. | QIon | QRatio | Lower | Upper |
|------------------------|---------|------|----------|--------|-------|--------|-------|-------|
| 1,2,4-Trichlorobenzene | 47.9824 | 6.38 | 0.00 | 350550 | 182.0 | 96.0 | 65.8 | 122.3 |
| | | | | | 145.0 | 30.7 | 21.3 | 39.6 |

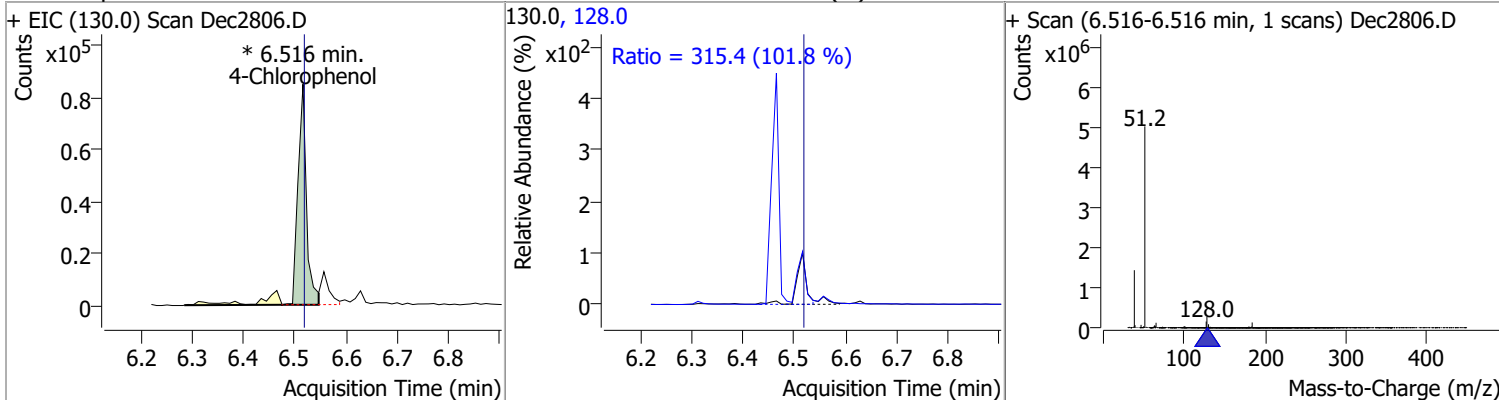


| Compound | Conc. | RT | Dev(Min) | Resp. | QIon | QRatio | Lower | Upper |
|-------------|---------|------|----------|-------------|-------|--------|-------|-------|
| Naphthalene | 47.8772 | 6.46 | 0.00 | 1150984 (m) | 129.0 | 10.8 | 7.7 | 14.2 |
| | | | | | 102.0 | 8.9 | 6.5 | 12.1 |

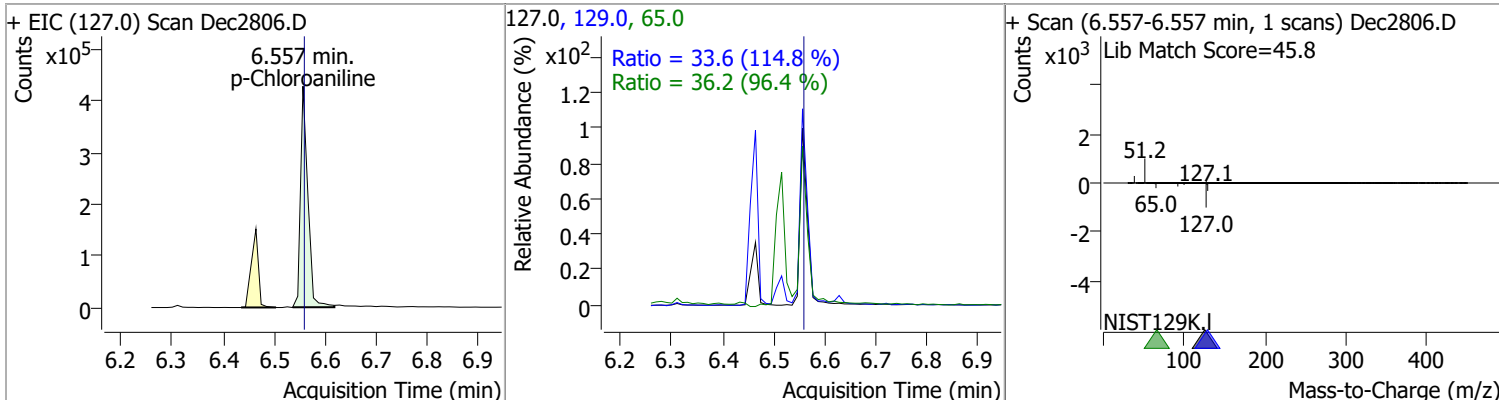


Quantitation Results Report (QT Reviewed)

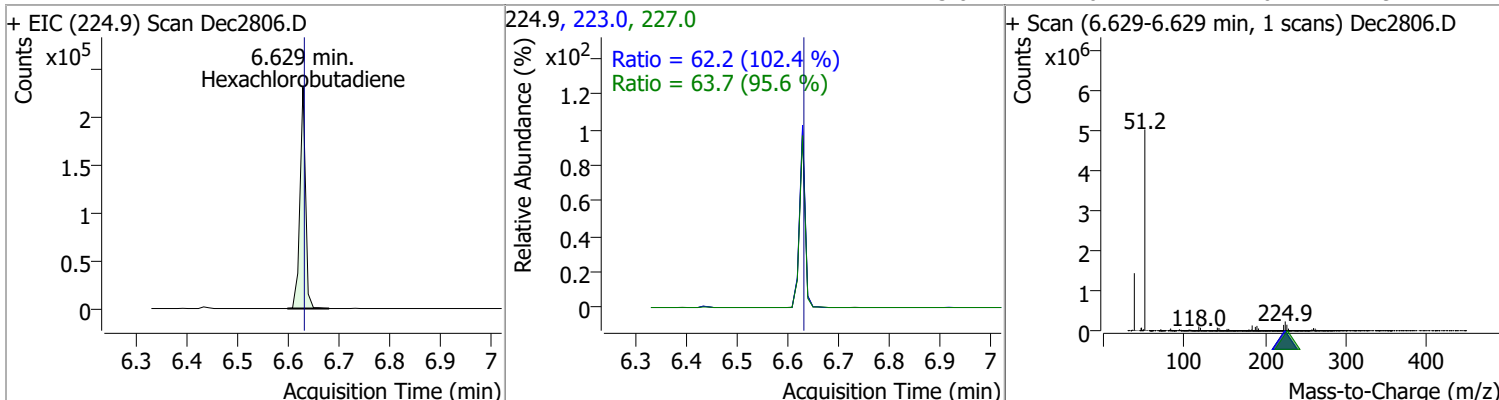
| Compound | Conc. | RT | Dev(Min) | Resp. | QIon | QRatio | Lower | Upper |
|----------------|---------|------|----------|-----------|-------|--------|-------|-------|
| 4-Chlorophenol | 48.9898 | 6.52 | 0.00 | 97517 (m) | 128.0 | 315.4 | 216.8 | 402.6 |



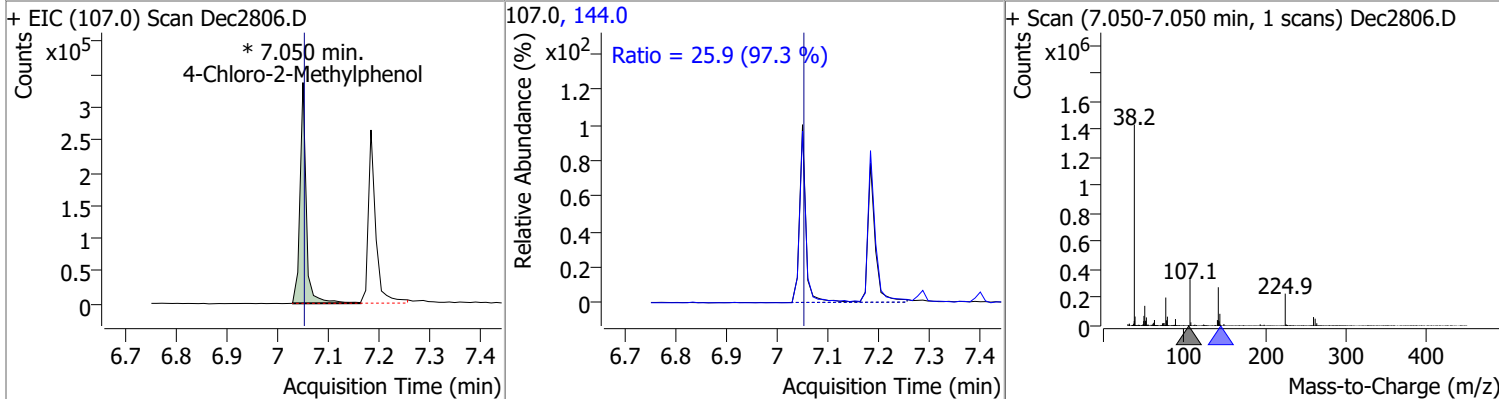
| Compound | Conc. | RT | Dev(Min) | Resp. | QIon | QRatio | Lower | Upper |
|-----------------|---------|------|----------|--------|-------|--------|-------|-------|
| p-Chloroaniline | 49.0658 | 6.56 | 0.00 | 421556 | 65.0 | 36.2 | 26.3 | 48.8 |
| | | | | | 129.0 | 33.6 | 20.5 | 38.0 |



| Compound | Conc. | RT | Dev(Min) | Resp. | QIon | QRatio | Lower | Upper |
|---------------------|---------|------|----------|--------|-------|--------|-------|-------|
| Hexachlorobutadiene | 46.7433 | 6.63 | 0.00 | 175169 | 227.0 | 63.7 | 46.6 | 86.6 |
| | | | | | 223.0 | 62.2 | 42.6 | 79.1 |

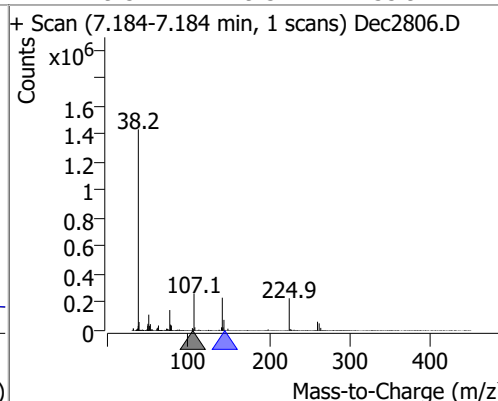
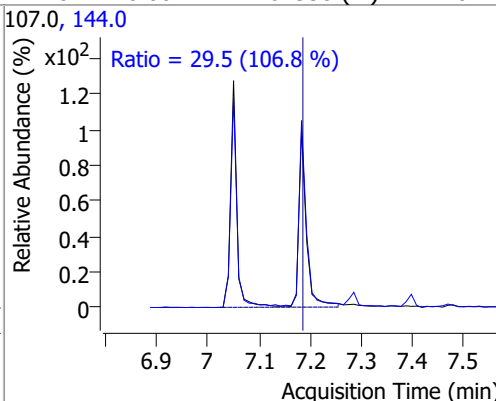
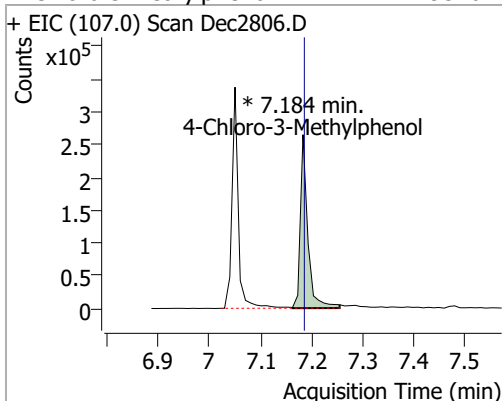


| Compound | Conc. | RT | Dev(Min) | Resp. | QIon | QRatio | Lower | Upper |
|-------------------------|---------|------|----------|------------|-------|--------|-------|-------|
| 4-Chloro-2-Methylphenol | 51.0973 | 7.05 | 0.00 | 286668 (m) | 144.0 | 25.9 | 18.6 | 34.6 |

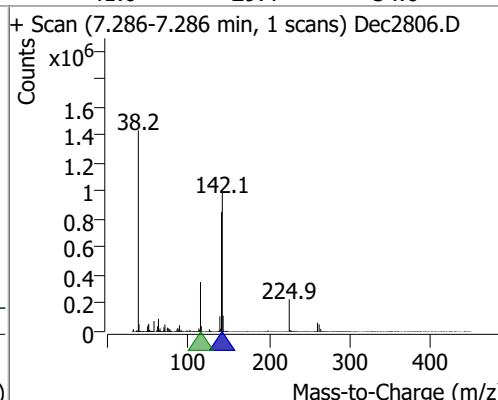
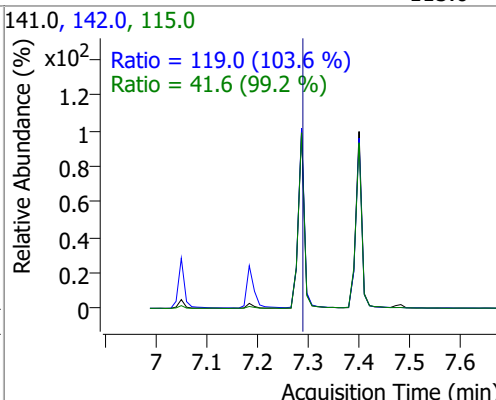
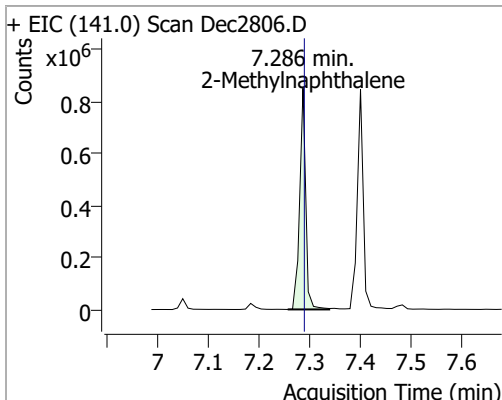


Quantitation Results Report (QT Reviewed)

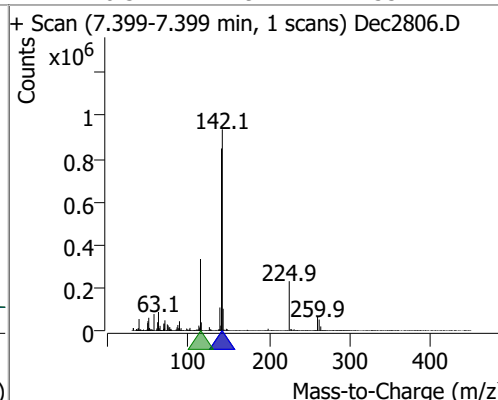
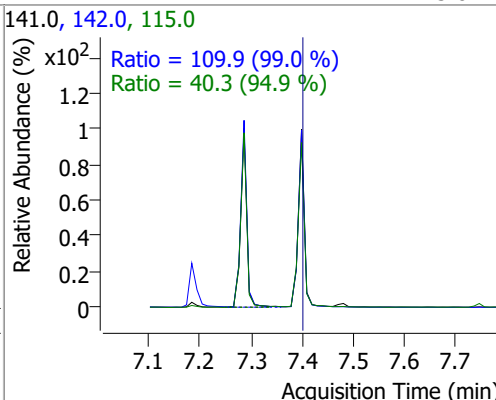
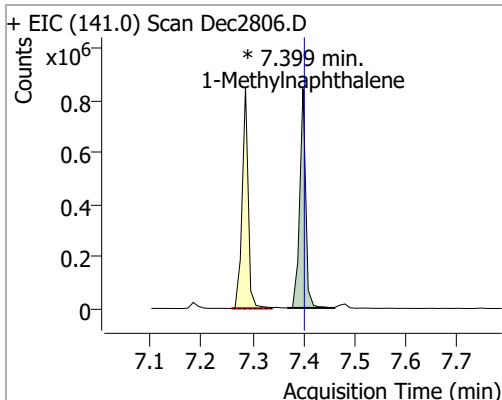
| Compound | Conc. | RT | Dev(Min) | Resp. | QIon | QRatio | Lower | Upper |
|-------------------------|---------|------|----------|------------|-------|--------|-------|-------|
| 4-Chloro-3-Methylphenol | 47.9546 | 7.18 | 0.00 | 267358 (m) | 144.0 | 29.5 | 19.3 | 35.9 |



| Compound | Conc. | RT | Dev(Min) | Resp. | QIon | QRatio | Lower | Upper |
|---------------------|---------|------|----------|--------|-------|--------|-------|-------|
| 2-Methylnaphthalene | 49.4455 | 7.29 | 0.00 | 699068 | 142.0 | 119.0 | 80.4 | 149.3 |
| | | | | | 115.0 | 41.6 | 29.4 | 54.6 |

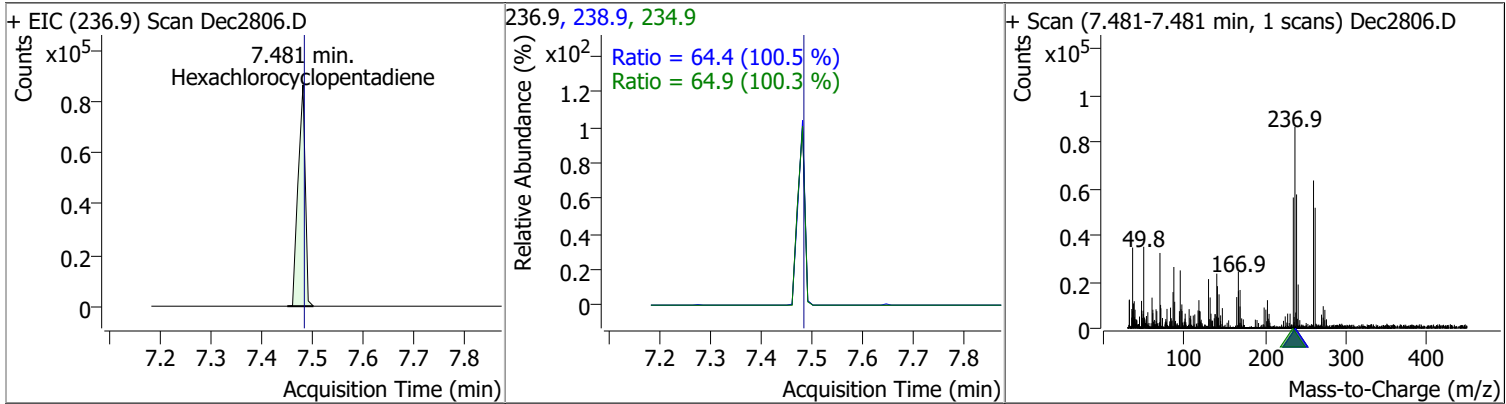


| Compound | Conc. | RT | Dev(Min) | Resp. | QIon | QRatio | Lower | Upper |
|---------------------|---------|------|----------|------------|-------|--------|-------|-------|
| 1-Methylnaphthalene | 48.5443 | 7.40 | 0.00 | 685085 (m) | 142.0 | 109.9 | 77.7 | 144.2 |
| | | | | | 115.0 | 40.3 | 29.7 | 55.2 |

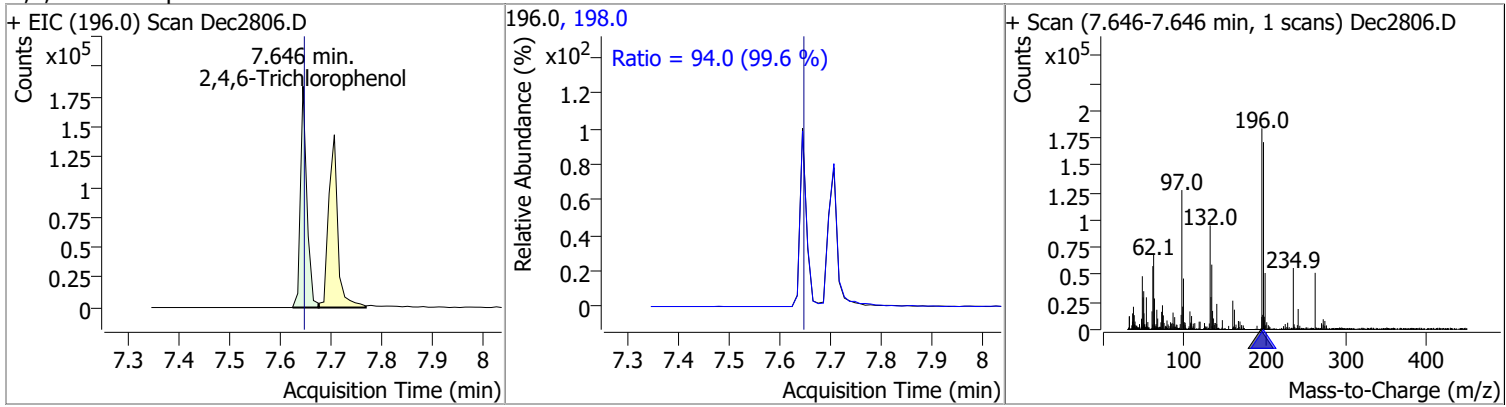


Quantitation Results Report (QT Reviewed)

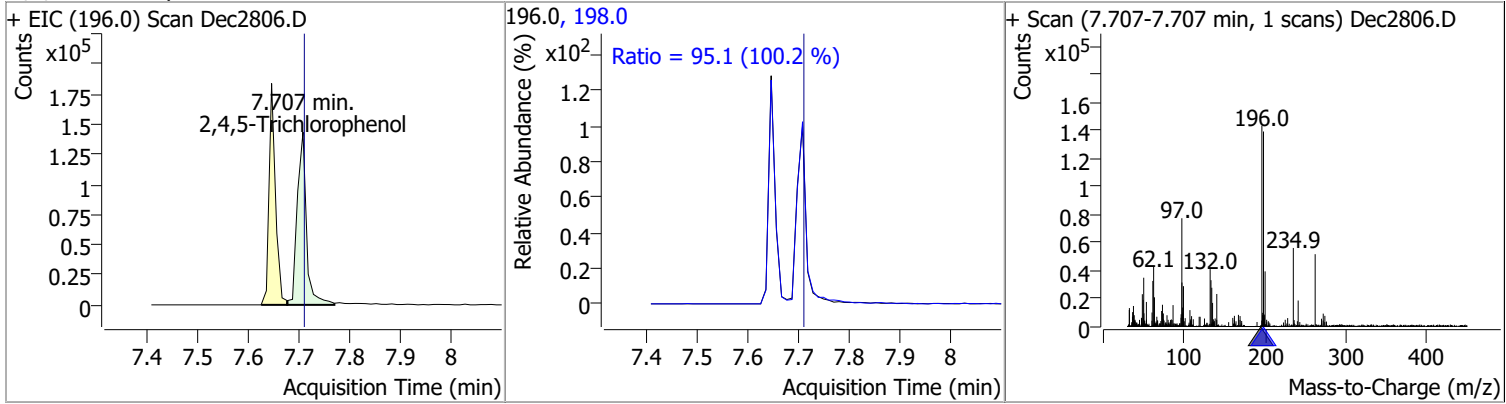
| Compound | Conc. | RT | Dev(Min) | Resp. | QIon | QRatio | Lower | Upper |
|---------------------------|---------|------|----------|-------|-------|--------|-------|-------|
| Hexachlorocyclopentadiene | 49.0379 | 7.48 | 0.00 | 84011 | 234.9 | 64.9 | 45.3 | 84.1 |
| | | | | | 238.9 | 64.4 | 44.9 | 83.3 |



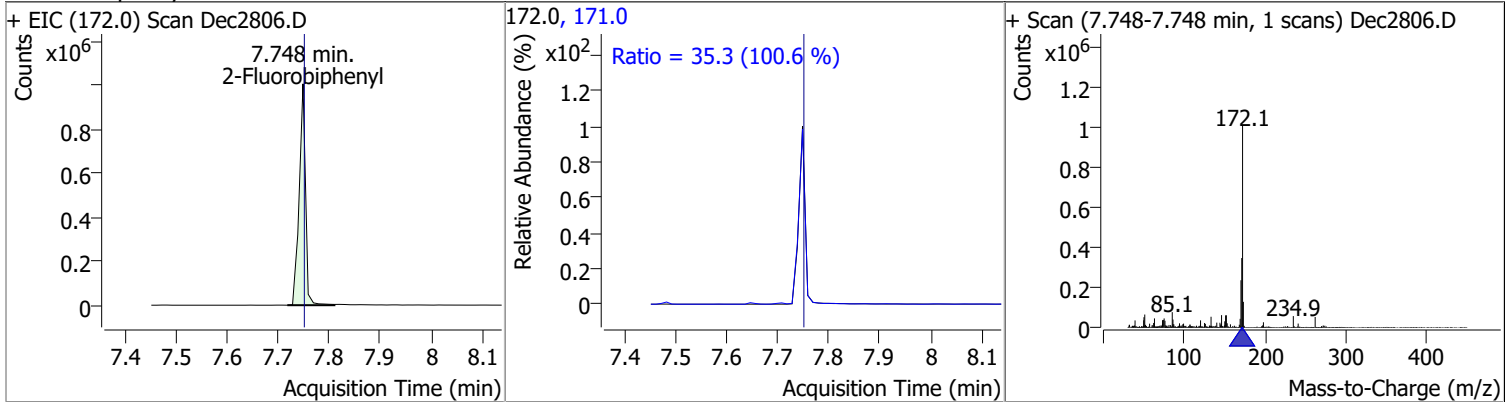
| Compound | Conc. | RT | Dev(Min) | Resp. | QIon | QRatio | Lower | Upper |
|-----------------------|---------|------|----------|--------|-------|--------|-------|-------|
| 2,4,6-Trichlorophenol | 51.3233 | 7.65 | 0.00 | 161763 | 198.0 | 94.0 | 66.1 | 122.7 |



| Compound | Conc. | RT | Dev(Min) | Resp. | QIon | QRatio | Lower | Upper |
|-----------------------|---------|------|----------|--------|-------|--------|-------|-------|
| 2,4,5-Trichlorophenol | 49.6186 | 7.71 | 0.00 | 180021 | 198.0 | 95.1 | 66.4 | 123.4 |

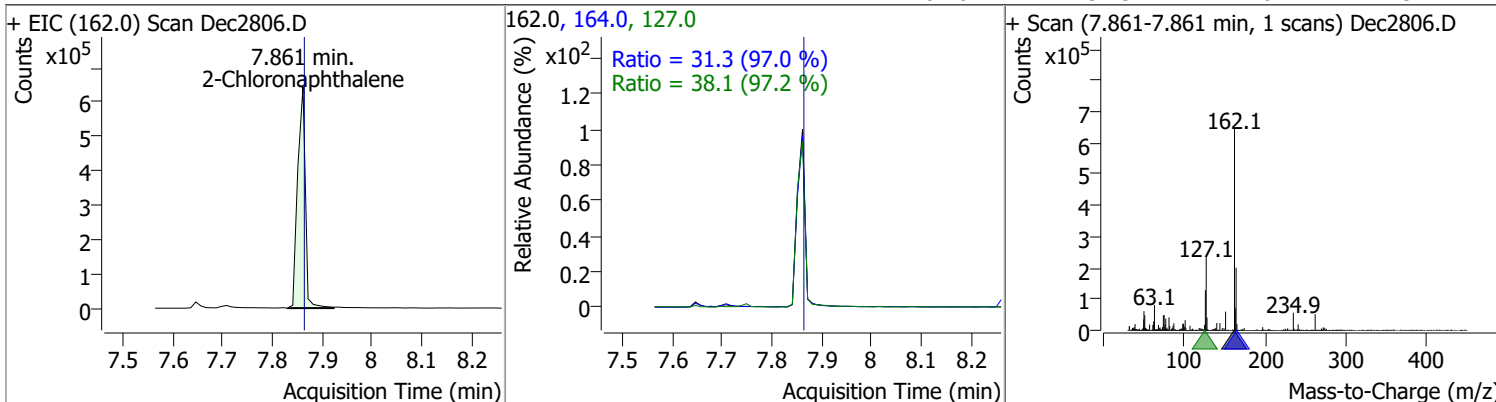


| Compound | Conc. | RT | Dev(Min) | Resp. | QIon | QRatio | Lower | Upper |
|------------------|---------|------|----------|--------|-------|--------|-------|-------|
| 2-Fluorobiphenyl | 48.7258 | 7.75 | 0.00 | 867264 | 171.0 | 35.3 | 24.5 | 45.6 |

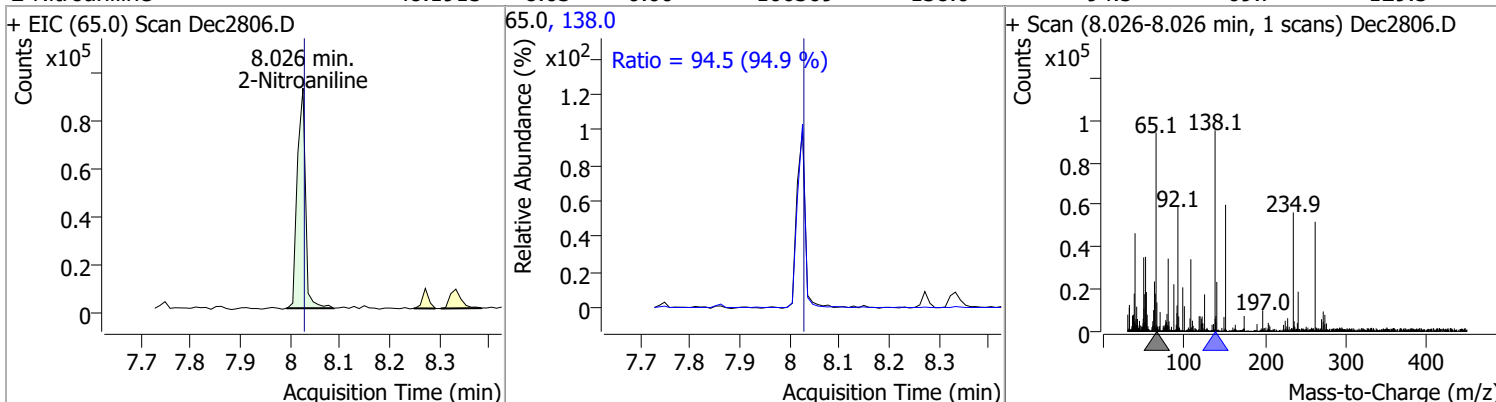


Quantitation Results Report (QT Reviewed)

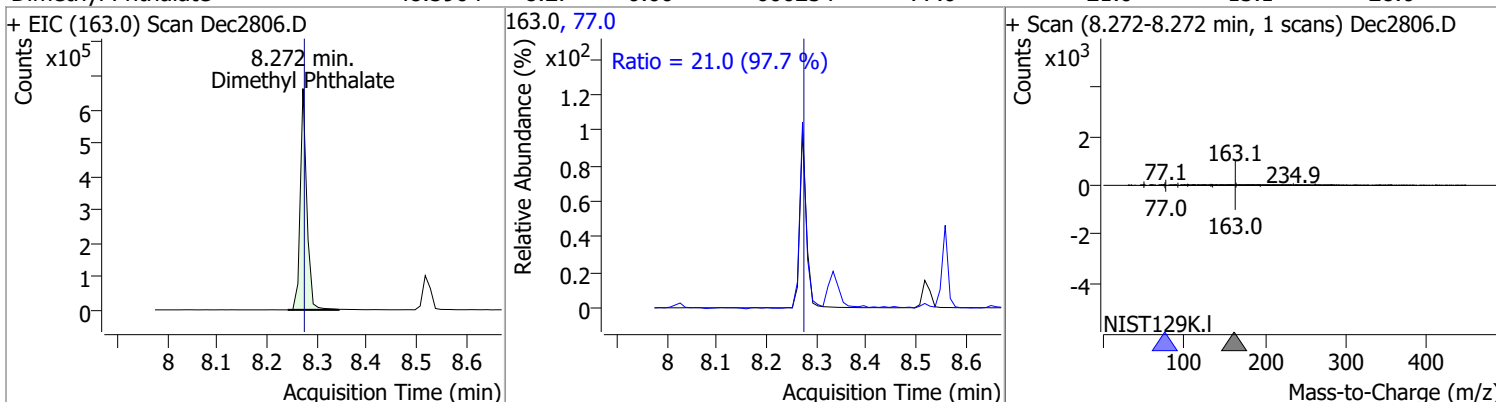
| Compound | Conc. | RT | Dev(Min) | Resp. | QIon | QRatio | Lower | Upper |
|---------------------|---------|------|----------|--------|-------|--------|-------|-------|
| 2-Chloronaphthalene | 49.2222 | 7.86 | 0.00 | 691754 | 127.0 | 38.1 | 27.4 | 50.9 |
| | | | | | 164.0 | 31.3 | 22.6 | 41.9 |



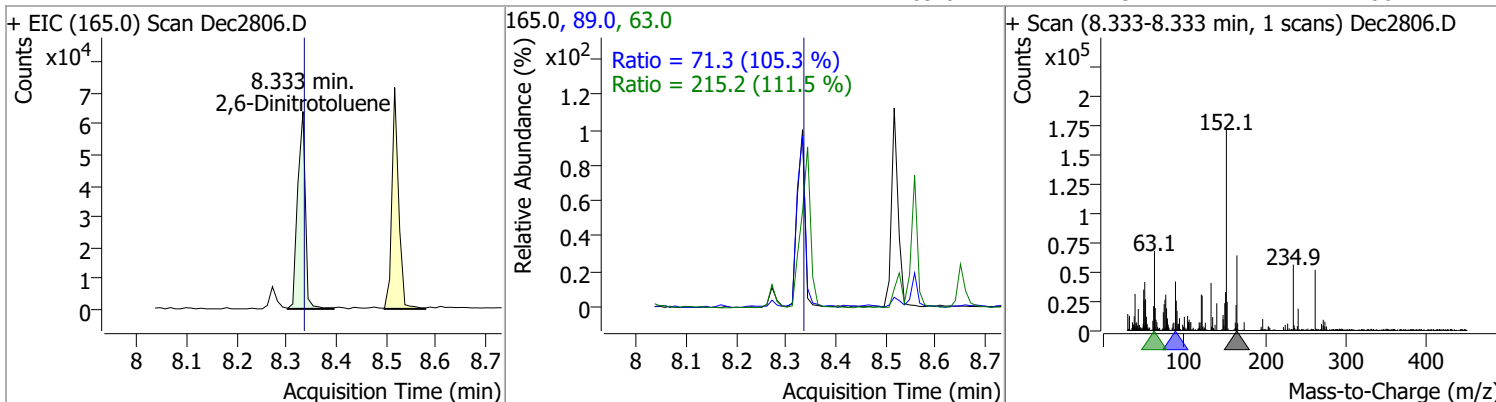
| Compound | Conc. | RT | Dev(Min) | Resp. | QIon | QRatio | Lower | Upper |
|----------------|---------|------|----------|--------|-------|--------|-------|-------|
| 2-Nitroaniline | 48.1915 | 8.03 | 0.00 | 106309 | 138.0 | 94.5 | 69.7 | 129.5 |



| Compound | Conc. | RT | Dev(Min) | Resp. | QIon | QRatio | Lower | Upper |
|--------------------|---------|------|----------|--------|------|--------|-------|-------|
| Dimethyl Phthalate | 48.5904 | 8.27 | 0.00 | 606254 | 77.0 | 21.0 | 15.1 | 28.0 |

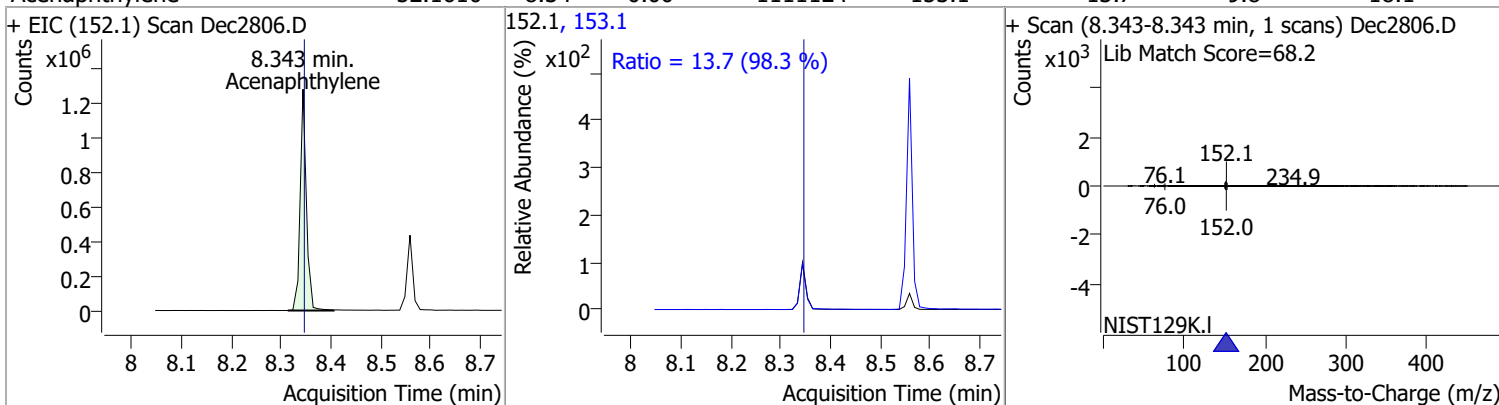


| Compound | Conc. | RT | Dev(Min) | Resp. | QIon | QRatio | Lower | Upper |
|--------------------|---------|------|----------|-------|------|--------|-------|-------|
| 2,6-Dinitrotoluene | 47.5539 | 8.33 | 0.00 | 68895 | 63.0 | 215.2 | 135.1 | 250.9 |
| | | | | | 89.0 | 71.3 | 47.4 | 88.1 |

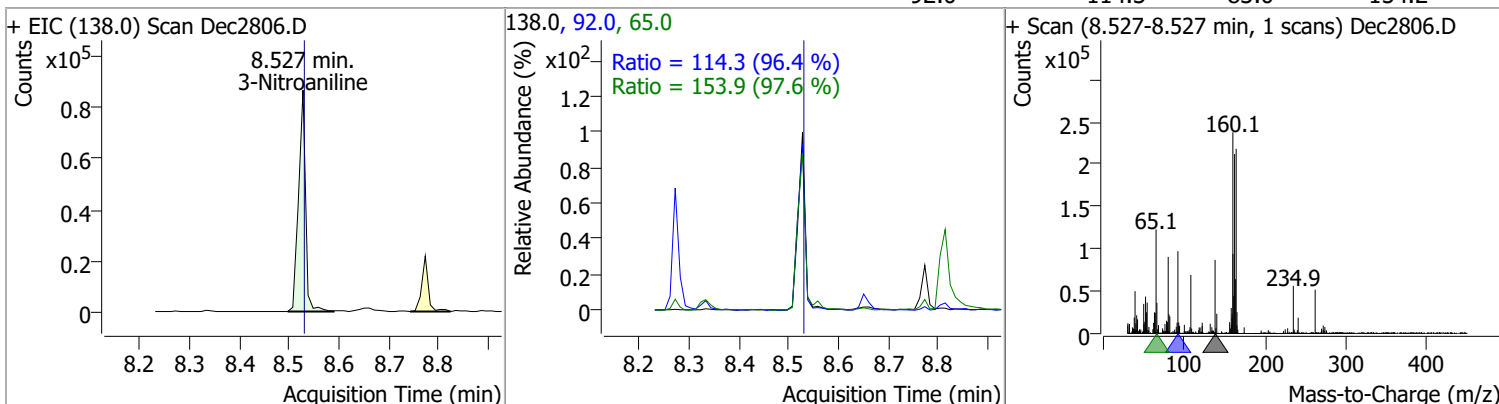


Quantitation Results Report (QT Reviewed)

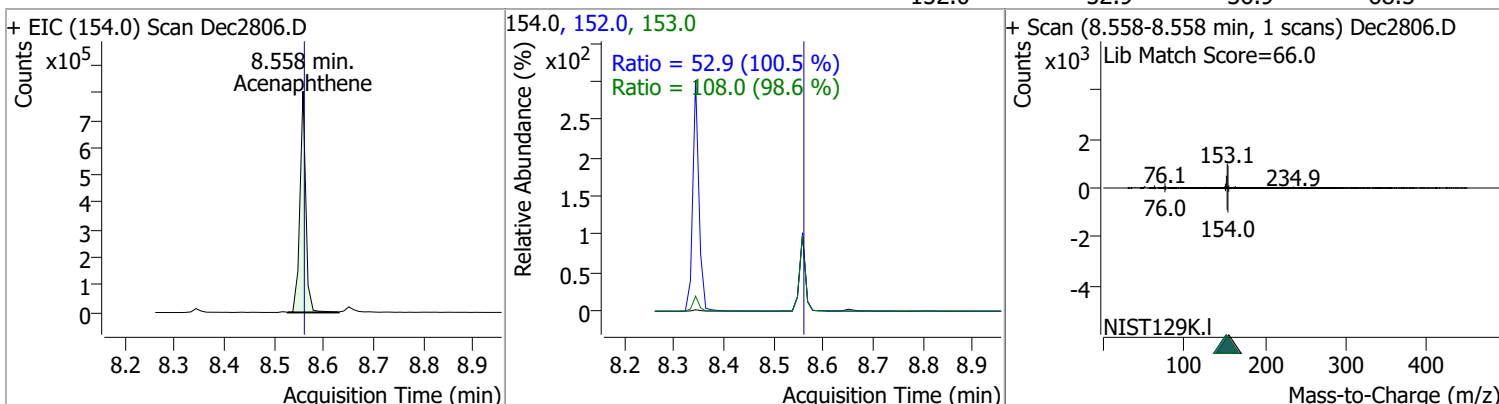
| Compound | Conc. | RT | Dev(Min) | Resp. | QIon | QRatio | Lower | Upper |
|----------------|---------|------|----------|---------|-------|--------|-------|-------|
| Acenaphthylene | 52.1610 | 8.34 | 0.00 | 1111124 | 153.1 | 13.7 | 9.8 | 18.1 |



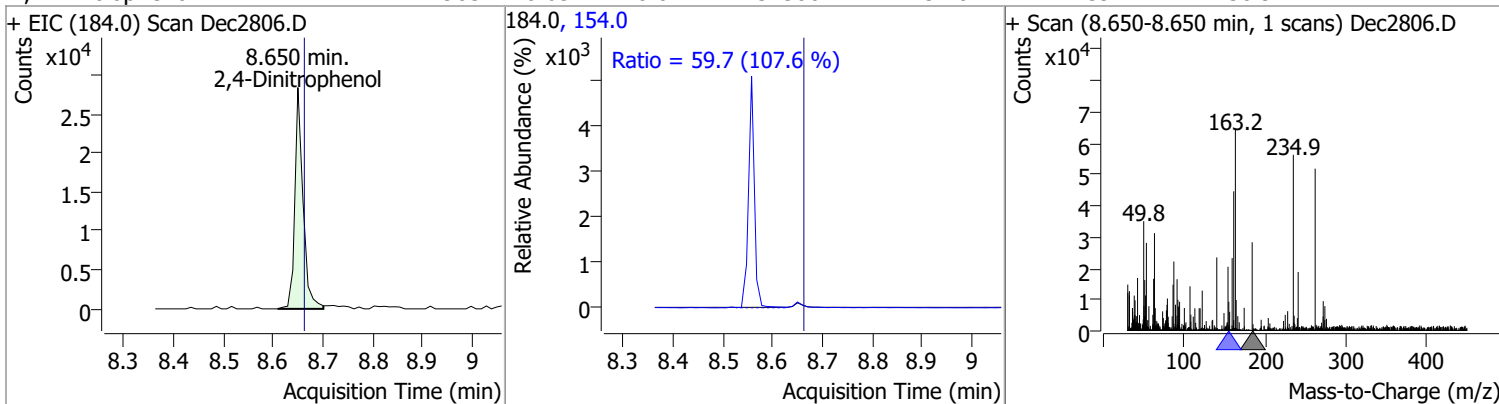
| Compound | Conc. | RT | Dev(Min) | Resp. | QIon | QRatio | Lower | Upper |
|----------------|---------|------|----------|-------|------|--------|-------|-------|
| 3-Nitroaniline | 52.2718 | 8.53 | 0.00 | 85412 | 65.0 | 153.9 | 110.4 | 205.1 |
| | | | | | 92.0 | 114.3 | 83.0 | 154.2 |



| Compound | Conc. | RT | Dev(Min) | Resp. | QIon | QRatio | Lower | Upper |
|--------------|---------|------|----------|--------|-------|--------|-------|-------|
| Acenaphthene | 52.6799 | 8.56 | 0.00 | 661886 | 153.0 | 108.0 | 76.7 | 142.4 |
| | | | | | 152.0 | 52.9 | 36.9 | 68.5 |

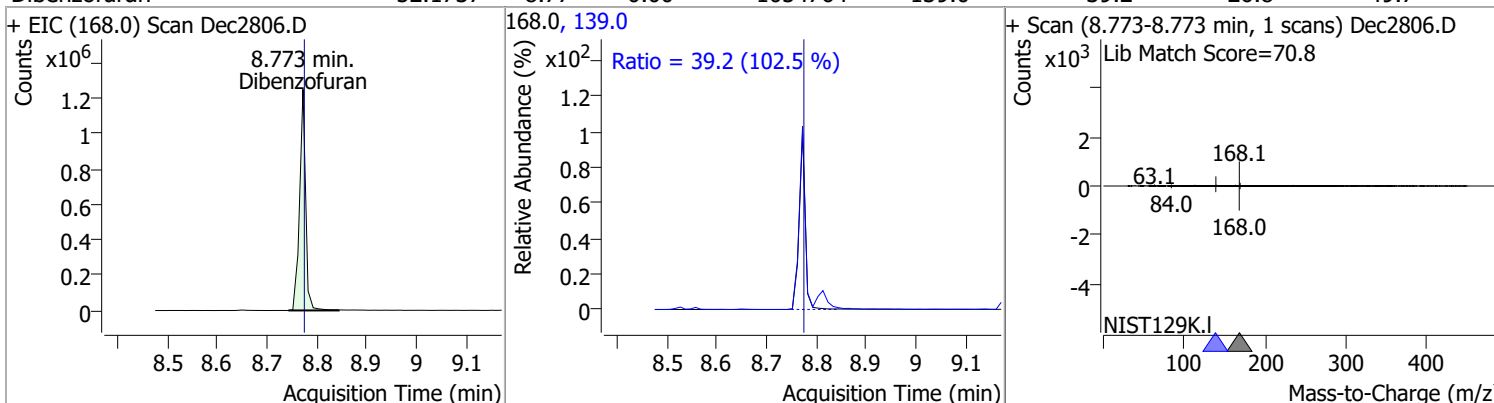


| Compound | Conc. | RT | Dev(Min) | Resp. | QIon | QRatio | Lower | Upper |
|-------------------|---------|------|----------|-------|-------|--------|-------|-------|
| 2,4-Dinitrophenol | 47.7983 | 8.65 | -0.01 | 32380 | 154.0 | 59.7 | 38.9 | 72.2 |

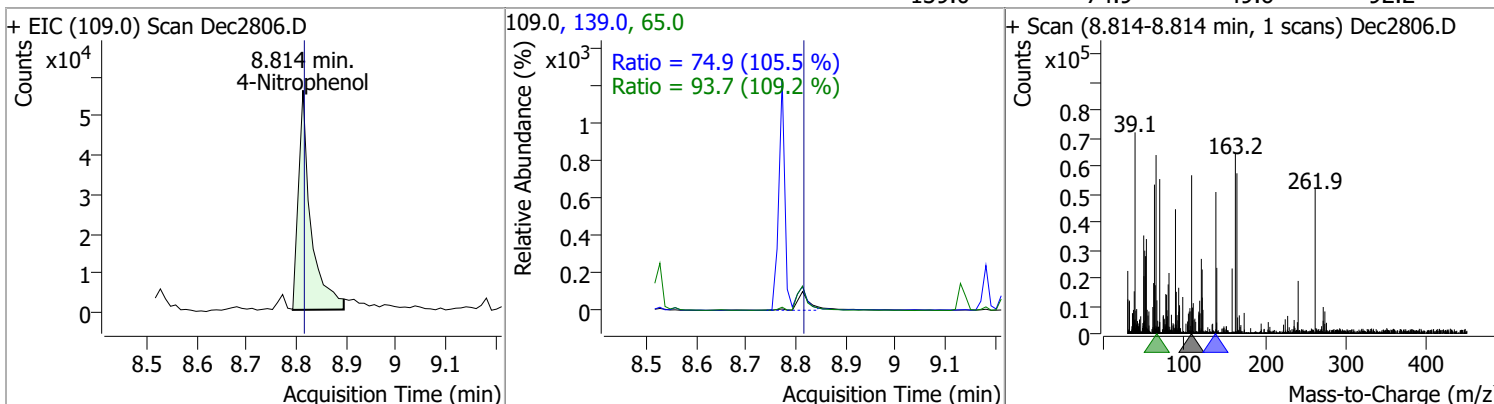


Quantitation Results Report (QT Reviewed)

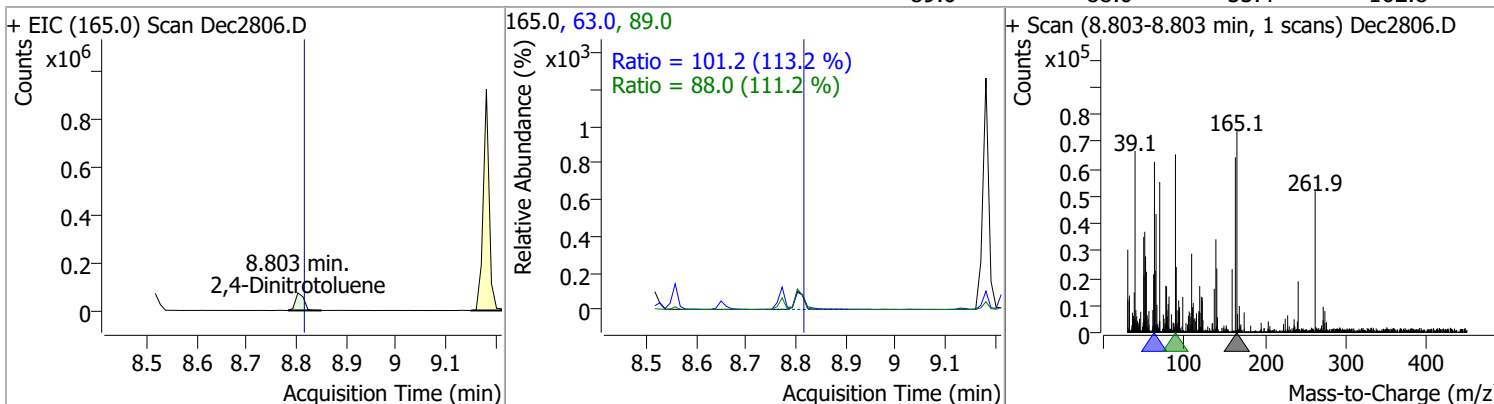
| Compound | Conc. | RT | Dev(Min) | Resp. | QIon | QRatio | Lower | Upper |
|--------------|---------|------|----------|---------|-------|--------|-------|-------|
| Dibenzofuran | 52.1737 | 8.77 | 0.00 | 1054764 | 139.0 | 39.2 | 26.8 | 49.7 |



| Compound | Conc. | RT | Dev(Min) | Resp. | QIon | QRatio | Lower | Upper |
|---------------|---------|------|----------|-------|-------|--------|-------|-------|
| 4-Nitrophenol | 45.0759 | 8.81 | 0.00 | 97136 | 65.0 | 93.7 | 60.1 | 111.5 |
| | | | | | 139.0 | 74.9 | 49.6 | 92.2 |

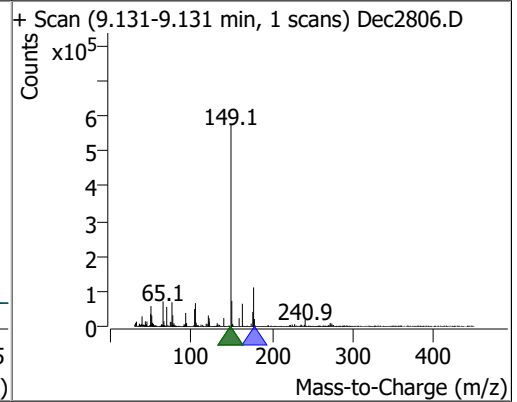
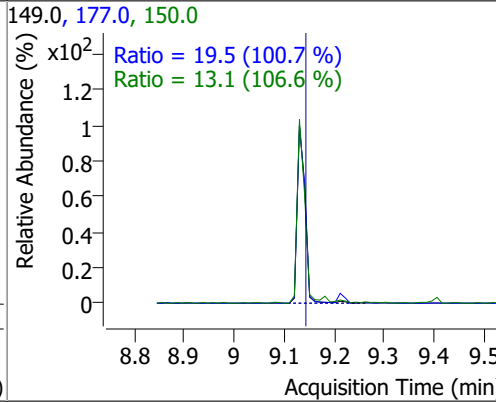
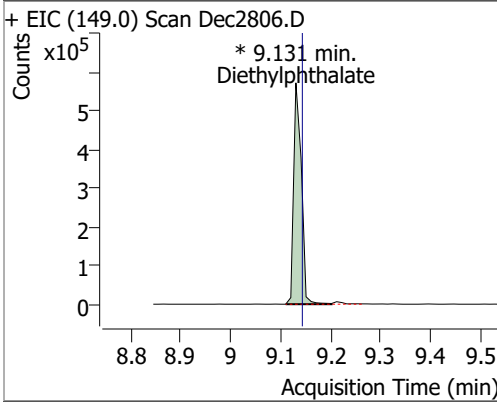


| Compound | Conc. | RT | Dev(Min) | Resp. | QIon | QRatio | Lower | Upper |
|--------------------|---------|------|----------|-------|------|--------|-------|-------|
| 2,4-Dinitrotoluene | 47.6637 | 8.80 | -0.01 | 84793 | 63.0 | 101.2 | 62.6 | 116.2 |
| | | | | | 89.0 | 88.0 | 55.4 | 102.8 |

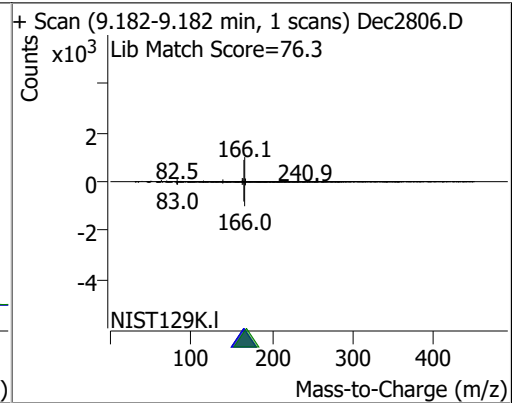
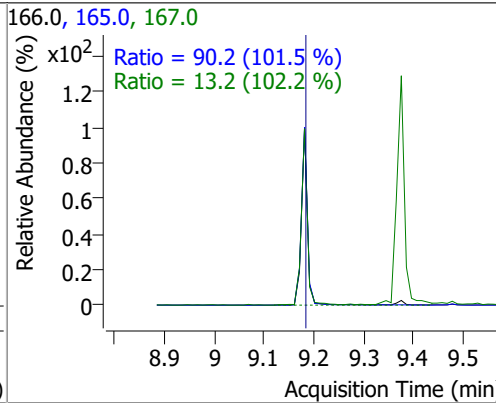
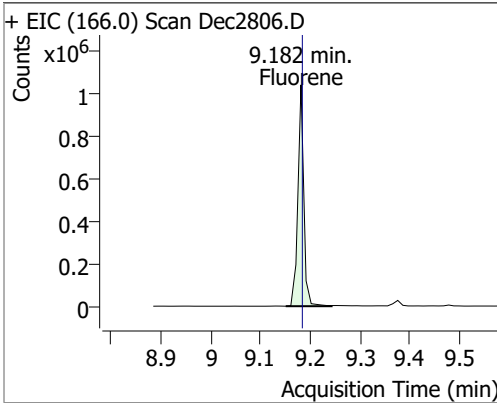


Quantitation Results Report (QT Reviewed)

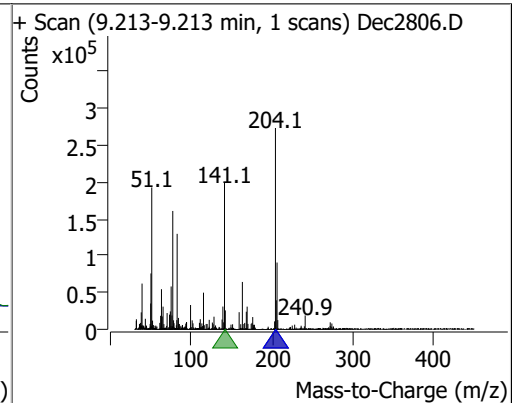
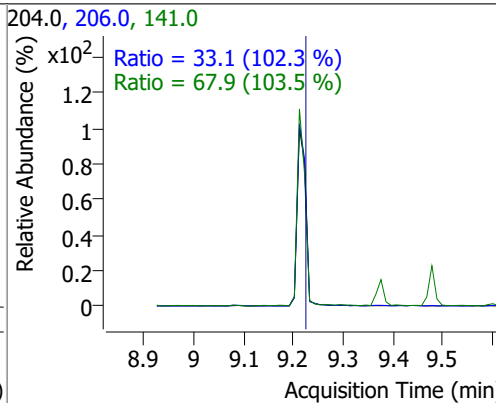
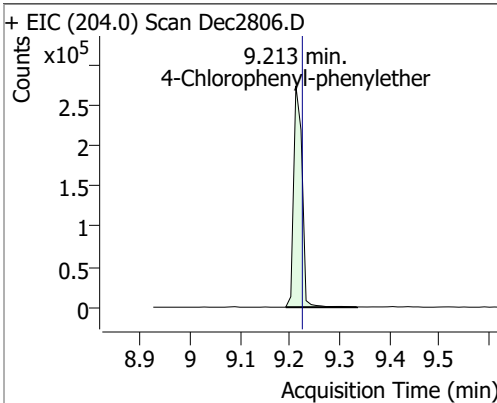
| Compound | Conc. | RT | Dev(Min) | Resp. | QIon | QRatio | Lower | Upper |
|------------------|---------|------|----------|------------|-------|--------|-------|-------|
| Diethylphthalate | 45.1777 | 9.13 | -0.01 | 617191 (m) | 177.0 | 19.5 | 13.6 | 25.2 |
| | | | | | 150.0 | 13.1 | 8.6 | 16.0 |



| Compound | Conc. | RT | Dev(Min) | Resp. | QIon | QRatio | Lower | Upper |
|----------|---------|------|----------|--------|-------|--------|-------|-------|
| Fluorene | 53.9254 | 9.18 | 0.00 | 856957 | 165.0 | 90.2 | 62.2 | 115.4 |
| | | | | | 167.0 | 13.2 | 9.1 | 16.8 |

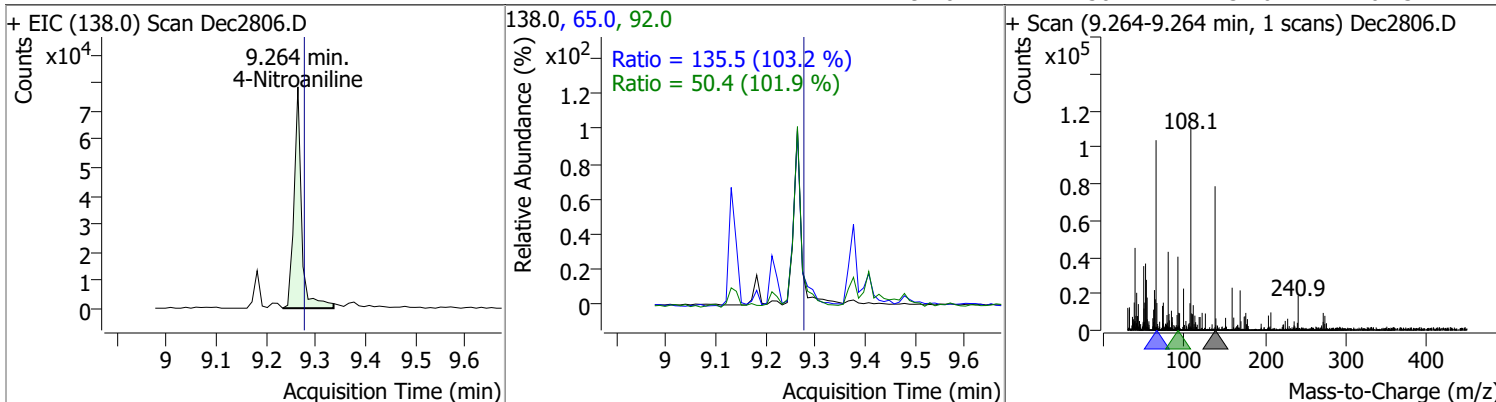


| Compound | Conc. | RT | Dev(Min) | Resp. | QIon | QRatio | Lower | Upper |
|----------------------------|---------|------|----------|--------|-------|--------|-------|-------|
| 4-Chlorophenyl-phenylether | 49.9044 | 9.21 | -0.01 | 322365 | 141.0 | 67.9 | 46.0 | 85.3 |
| | | | | | 206.0 | 33.1 | 22.7 | 42.1 |

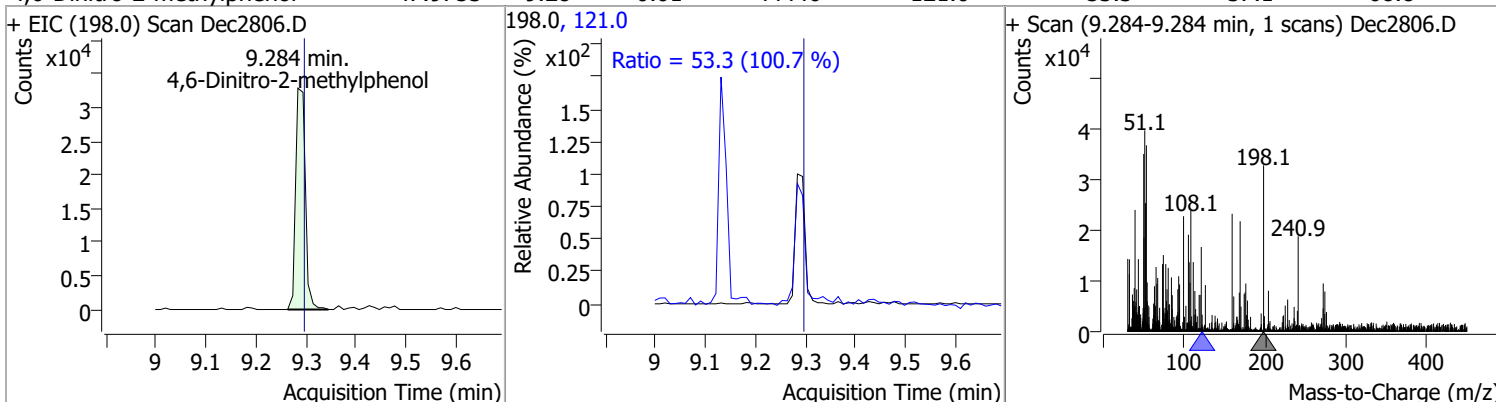


Quantitation Results Report (QT Reviewed)

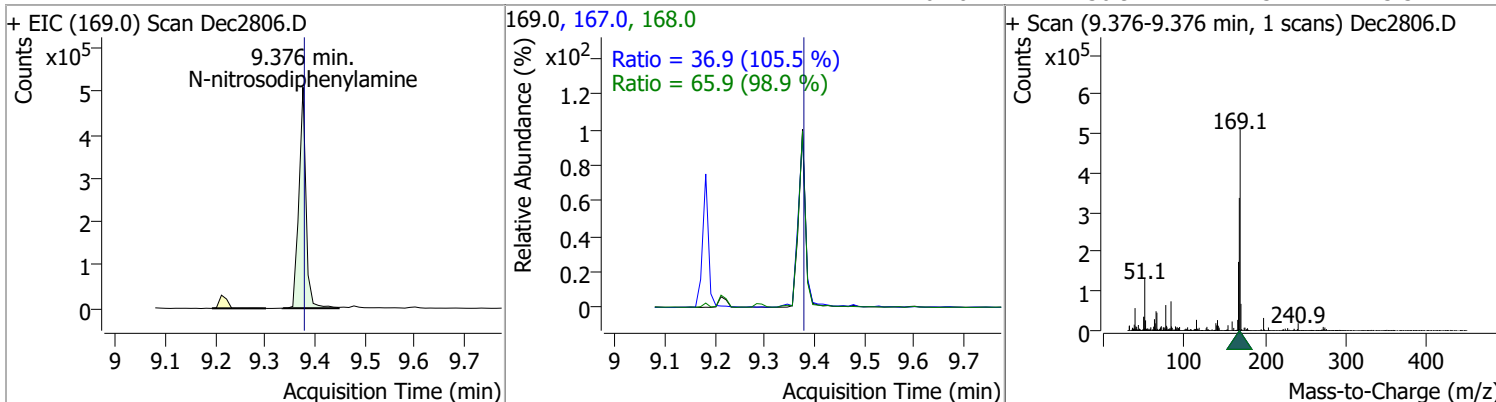
| Compound | Conc. | RT | Dev(Min) | Resp. | QIon | QRatio | Lower | Upper |
|----------------|---------|------|----------|-------|------|--------|-------|-------|
| 4-Nitroaniline | 45.6309 | 9.26 | -0.01 | 83010 | 65.0 | 135.5 | 91.9 | 170.7 |
| | | | | | 92.0 | 50.4 | 34.6 | 64.3 |



| Compound | Conc. | RT | Dev(Min) | Resp. | QIon | QRatio | Lower | Upper |
|----------------------------|---------|------|----------|-------|-------|--------|-------|-------|
| 4,6-Dinitro-2-methylphenol | 47.9753 | 9.28 | -0.01 | 44446 | 121.0 | 53.3 | 37.1 | 68.8 |

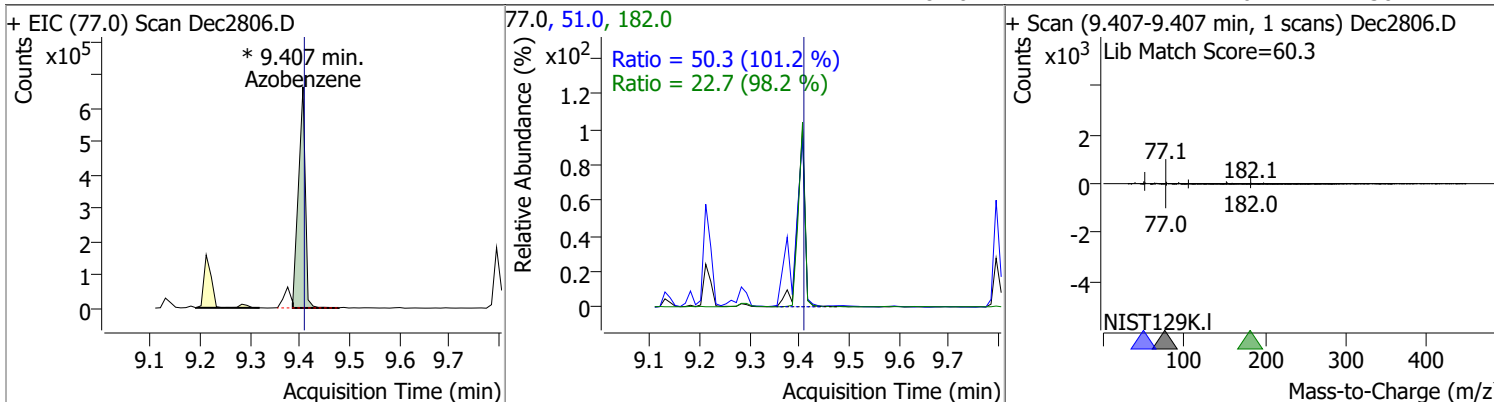


| Compound | Conc. | RT | Dev(Min) | Resp. | QIon | QRatio | Lower | Upper |
|------------------------|---------|------|----------|--------|-------|--------|-------|-------|
| N-nitrosodiphenylamine | 47.8539 | 9.38 | 0.00 | 502656 | 168.0 | 65.9 | 46.6 | 86.6 |
| | | | | | 167.0 | 36.9 | 24.5 | 45.5 |

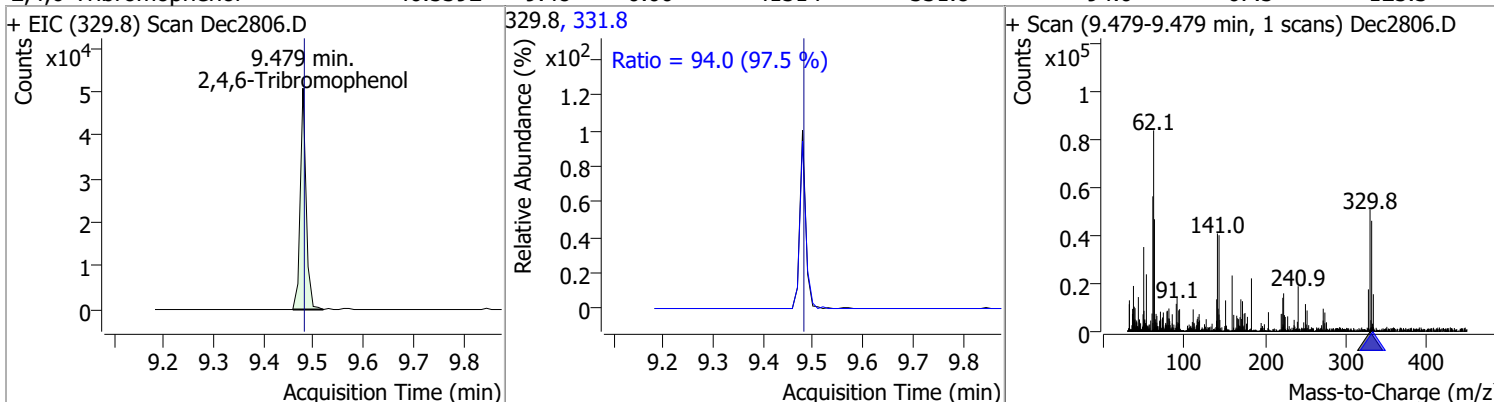


Quantitation Results Report (QT Reviewed)

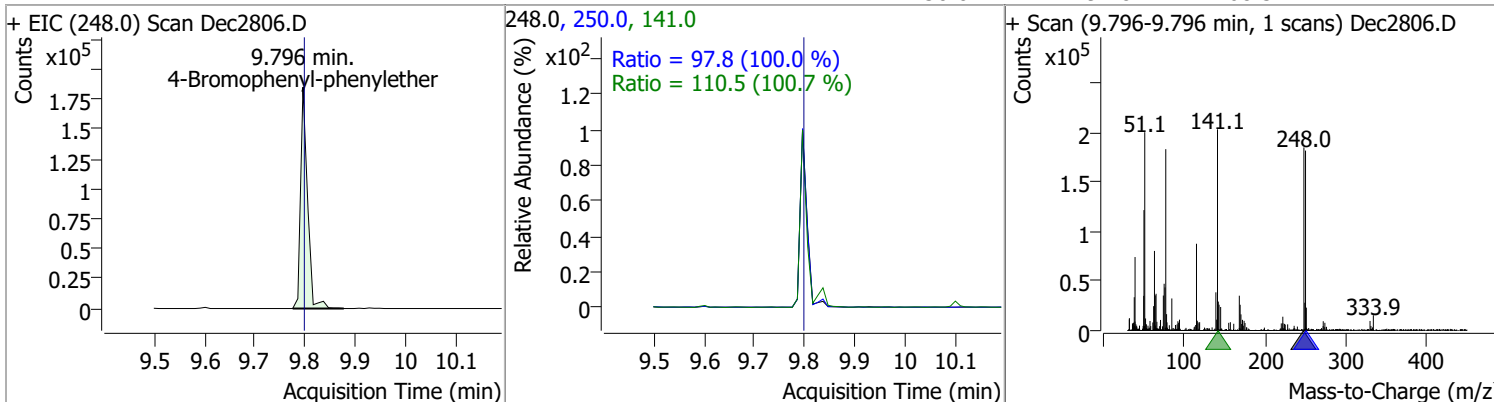
| Compound | Conc. | RT | Dev(Min) | Resp. | QIon | QRatio | Lower | Upper |
|------------|---------|------|----------|------------|---------------|--------------|--------------|--------------|
| Azobenzene | 44.3201 | 9.41 | 0.00 | 636779 (m) | 51.0 182.0 | 50.3 22.7 | 34.8 16.2 | 64.6 30.1 |



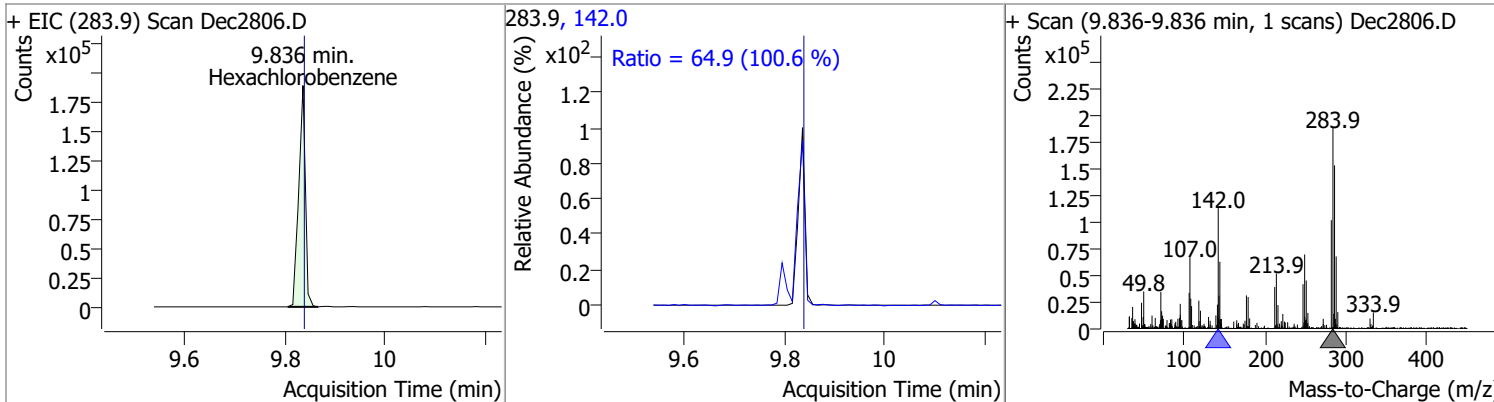
| Compound | Conc. | RT | Dev(Min) | Resp. | QIon | QRatio | Lower | Upper |
|----------------------|---------|------|----------|-------|-------|--------|-------|-------|
| 2,4,6-Tribromophenol | 46.5392 | 9.48 | 0.00 | 41514 | 331.8 | 94.0 | 67.5 | 125.3 |



| Compound | Conc. | RT | Dev(Min) | Resp. | QIon | QRatio | Lower | Upper |
|---------------------------|---------|------|----------|--------|----------------|---------------|--------------|----------------|
| 4-Bromophenyl-phenylether | 47.5339 | 9.80 | 0.00 | 177328 | 141.0 250.0 | 110.5 97.8 | 76.9 68.5 | 142.8 127.2 |

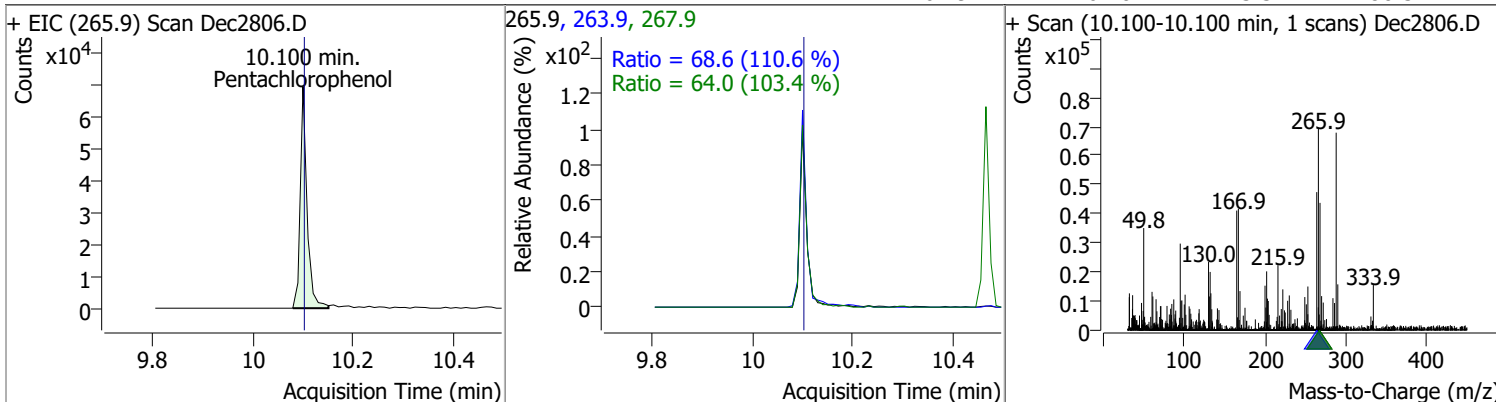


| Compound | Conc. | RT | Dev(Min) | Resp. | QIon | QRatio | Lower | Upper |
|-------------------|---------|------|----------|--------|-------|--------|-------|-------|
| Hexachlorobenzene | 48.8619 | 9.84 | 0.00 | 172867 | 142.0 | 64.9 | 45.2 | 83.9 |

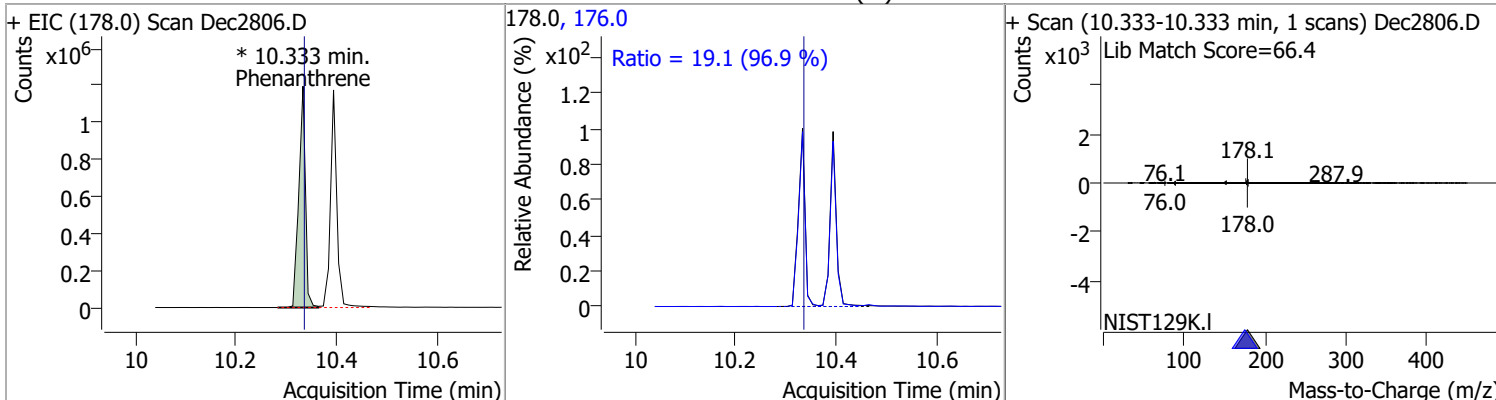


Quantitation Results Report (QT Reviewed)

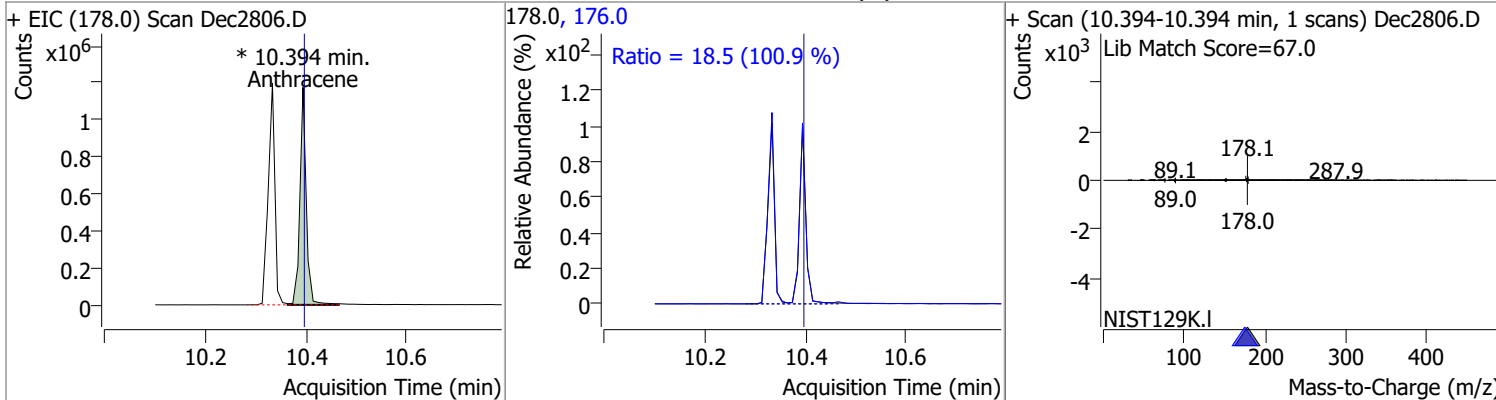
| Compound | Conc. | RT | Dev(Min) | Resp. | QIon | QRatio | Lower | Upper |
|-------------------|---------|-------|----------|-------|-------|--------|-------|-------|
| Pentachlorophenol | 45.3259 | 10.10 | 0.00 | 65004 | 263.9 | 68.6 | 43.4 | 80.6 |
| | | | | | 267.9 | 64.0 | 43.3 | 80.5 |



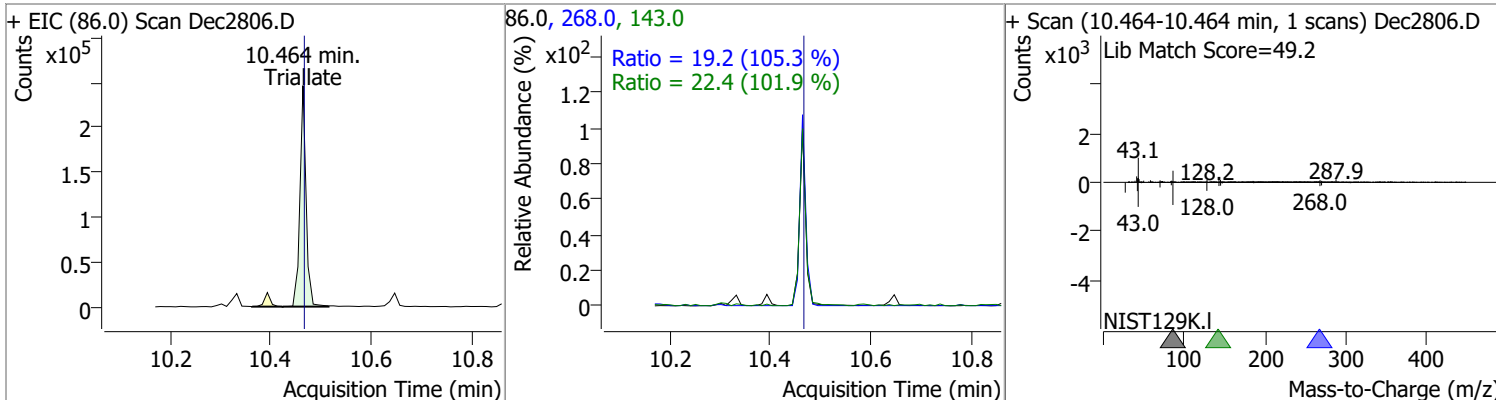
| Compound | Conc. | RT | Dev(Min) | Resp. | QIon | QRatio | Lower | Upper |
|--------------|---------|-------|----------|-------------|-------|--------|-------|-------|
| Phenanthrene | 49.6982 | 10.33 | 0.00 | 1095090 (m) | 176.0 | 19.1 | 13.8 | 25.6 |



| Compound | Conc. | RT | Dev(Min) | Resp. | QIon | QRatio | Lower | Upper |
|------------|---------|-------|----------|-------------|-------|--------|-------|-------|
| Anthracene | 46.7384 | 10.39 | 0.00 | 1029890 (m) | 176.0 | 18.5 | 12.8 | 23.8 |

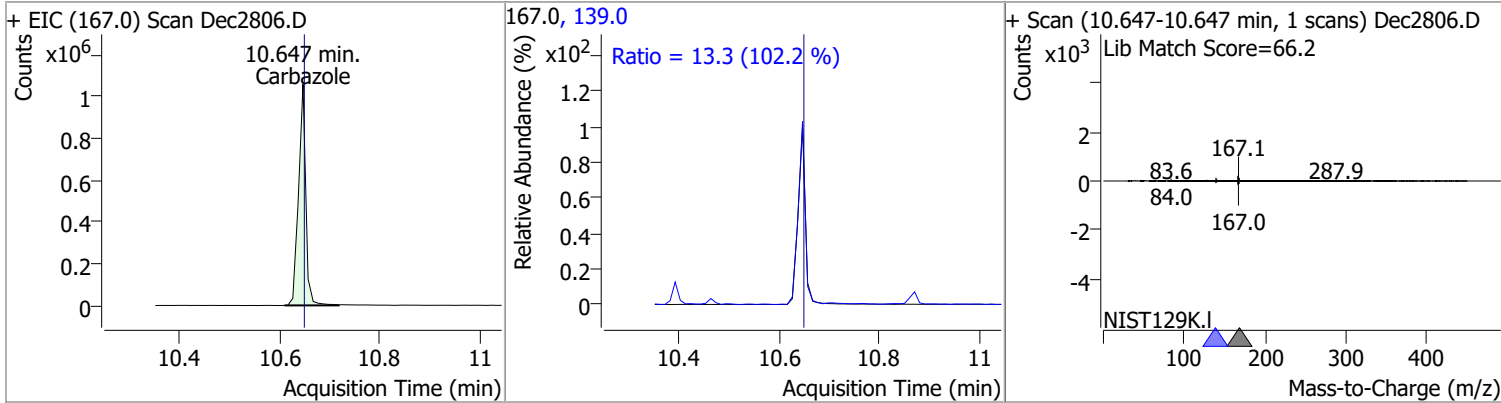


| Compound | Conc. | RT | Dev(Min) | Resp. | QIon | QRatio | Lower | Upper |
|-----------|---------|-------|----------|--------|-------|--------|-------|-------|
| Triallate | 47.9071 | 10.46 | 0.00 | 208245 | 143.0 | 22.4 | 15.4 | 28.6 |
| | | | | | 268.0 | 19.2 | 12.8 | 23.7 |

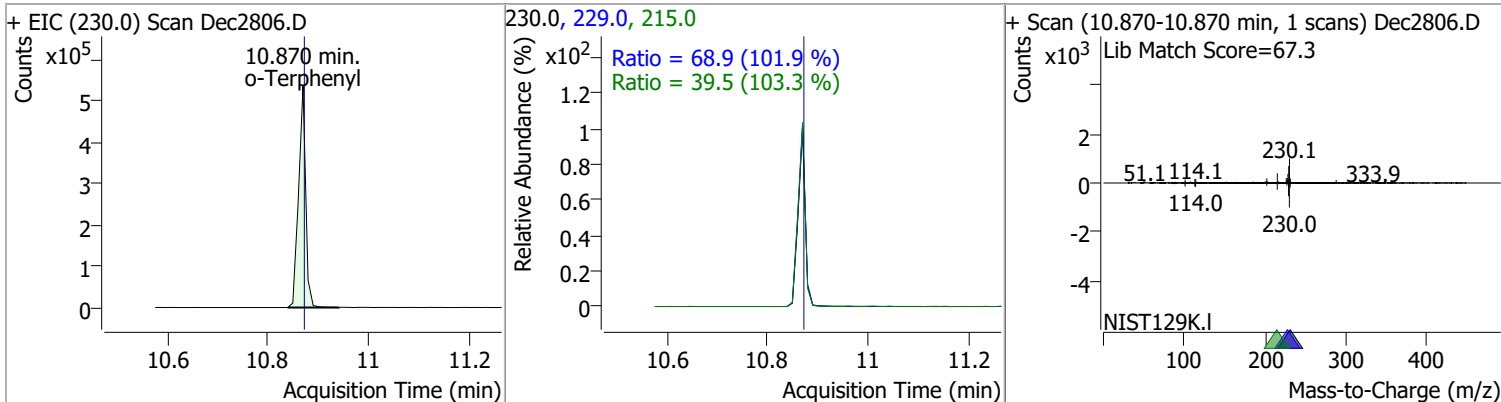


Quantitation Results Report (QT Reviewed)

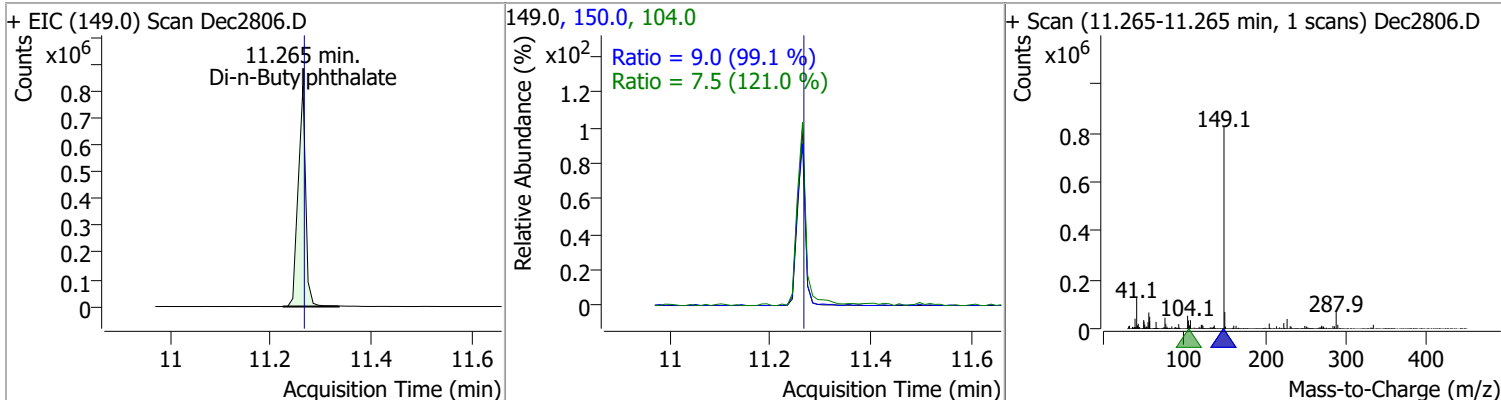
| Compound | Conc. | RT | Dev(Min) | Resp. | QIon | QRatio | Lower | Upper |
|-----------|---------|-------|----------|---------|-------|--------|-------|-------|
| Carbazole | 48.1523 | 10.65 | 0.00 | 1056028 | 139.0 | 13.3 | 9.1 | 16.9 |



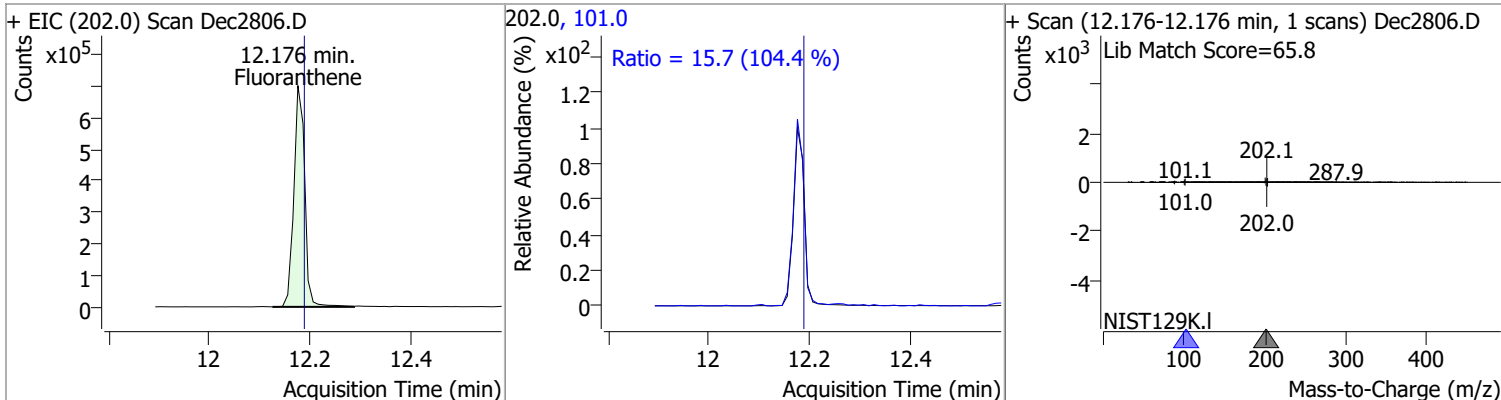
| Compound | Conc. | RT | Dev(Min) | Resp. | QIon | QRatio | Lower | Upper |
|-------------|---------|-------|----------|--------|-------|--------|-------|-------|
| o-Terphenyl | 48.8599 | 10.87 | 0.00 | 526845 | 229.0 | 68.9 | 47.4 | 88.0 |
| | | | | | 215.0 | 39.5 | 26.8 | 49.7 |



| Compound | Conc. | RT | Dev(Min) | Resp. | QIon | QRatio | Lower | Upper |
|---------------------|---------|-------|----------|--------|-------|--------|-------|-------|
| Di-n-Butylphthalate | 42.3012 | 11.26 | 0.00 | 851605 | 150.0 | 9.0 | 6.4 | 11.9 |
| | | | | | 104.0 | 7.5 | 4.4 | 8.1 |

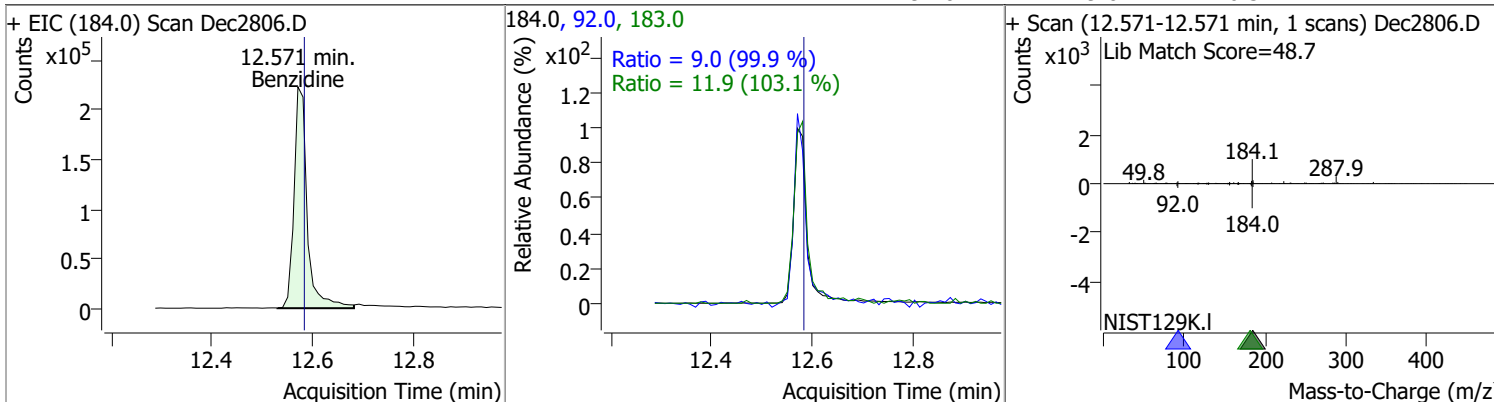


| Compound | Conc. | RT | Dev(Min) | Resp. | QIon | QRatio | Lower | Upper |
|--------------|---------|-------|----------|---------|-------|--------|-------|-------|
| Fluoranthene | 46.9532 | 12.18 | -0.01 | 1051419 | 101.0 | 15.7 | 10.5 | 19.5 |

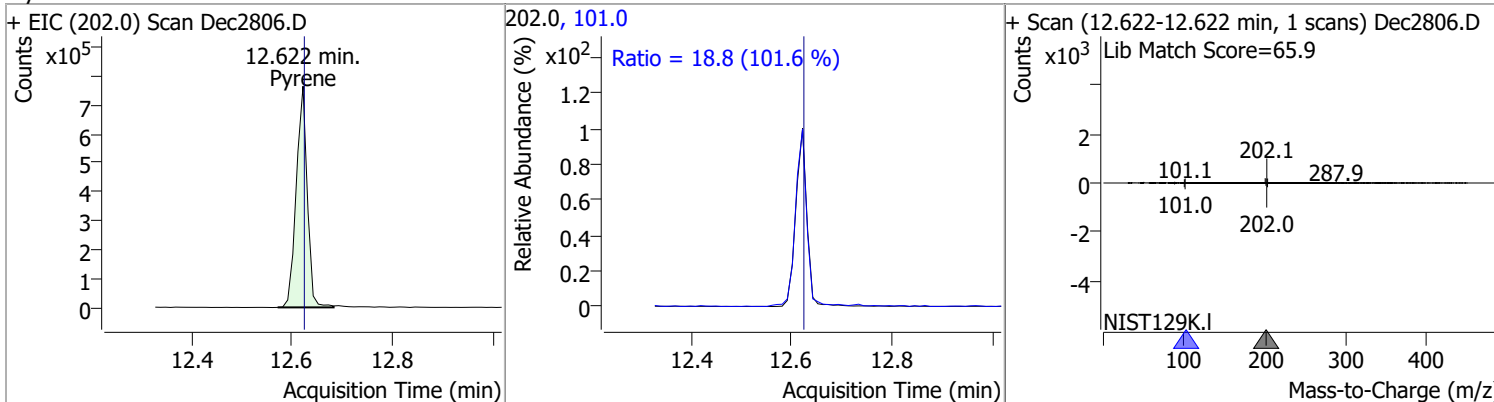


Quantitation Results Report (QT Reviewed)

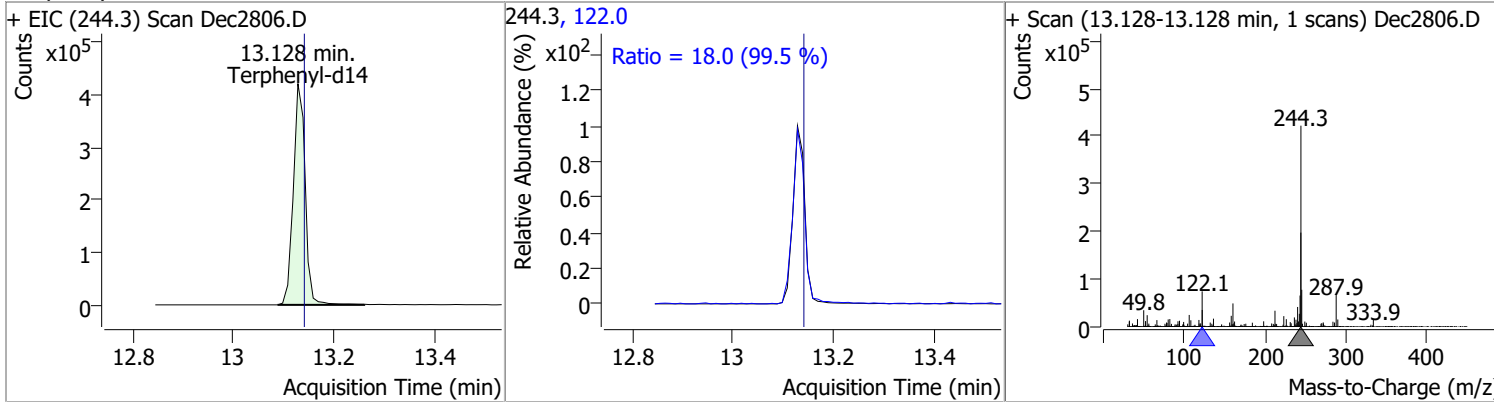
| Compound | Conc. | RT | Dev(Min) | Resp. | QIon | QRatio | Lower | Upper |
|-----------|---------|-------|----------|--------|-------|--------|-------|-------|
| Benzidine | 53.4430 | 12.57 | -0.01 | 406985 | 183.0 | 11.9 | 8.1 | 15.0 |
| | | | | | 92.0 | 9.0 | 6.3 | 11.7 |



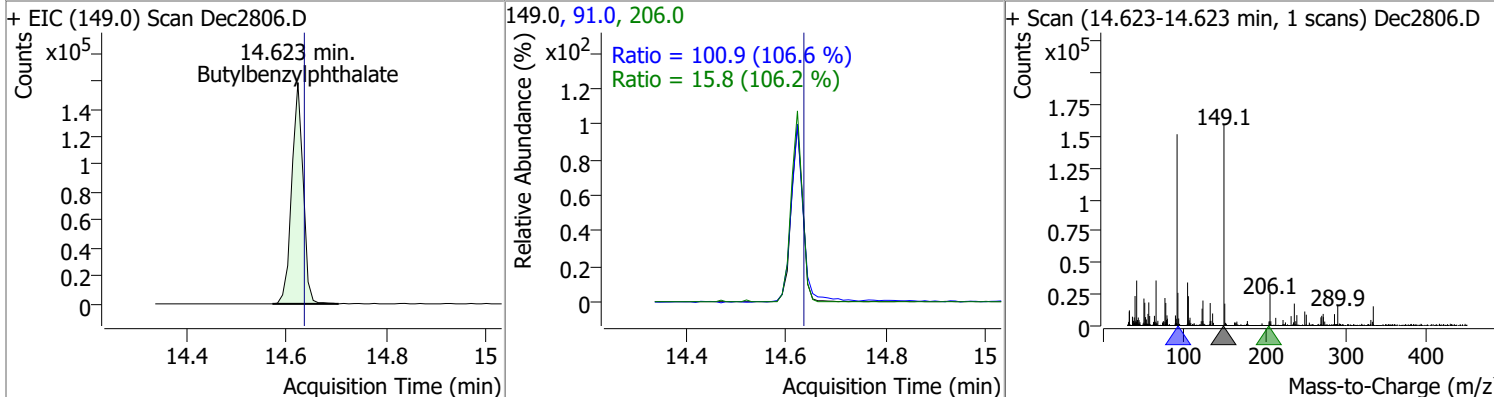
| Compound | Conc. | RT | Dev(Min) | Resp. | QIon | QRatio | Lower | Upper |
|----------|---------|-------|----------|---------|-------|--------|-------|-------|
| Pyrene | 48.4188 | 12.62 | 0.00 | 1160626 | 101.0 | 18.8 | 12.9 | 24.0 |
| | | | | | 101.0 | 18.8 | 12.9 | 24.0 |



| Compound | Conc. | RT | Dev(Min) | Resp. | QIon | QRatio | Lower | Upper |
|---------------|---------|-------|----------|--------|-------|--------|-------|-------|
| Terphenyl-d14 | 47.8538 | 13.13 | -0.01 | 690609 | 122.0 | 18.0 | 12.7 | 23.5 |
| | | | | | 122.0 | 18.0 | 12.7 | 23.5 |

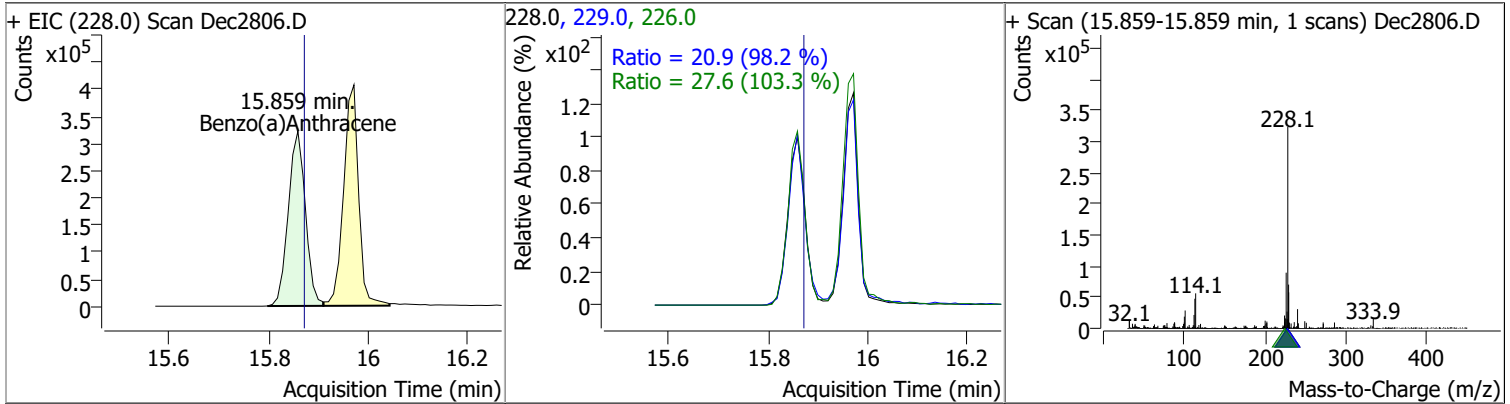


| Compound | Conc. | RT | Dev(Min) | Resp. | QIon | QRatio | Lower | Upper |
|----------------------|---------|-------|----------|--------|-------|--------|-------|-------|
| Butylbenzylphthalate | 46.2057 | 14.62 | -0.01 | 251486 | 91.0 | 100.9 | 66.2 | 123.0 |
| | | | | | 206.0 | 15.8 | 10.4 | 19.4 |

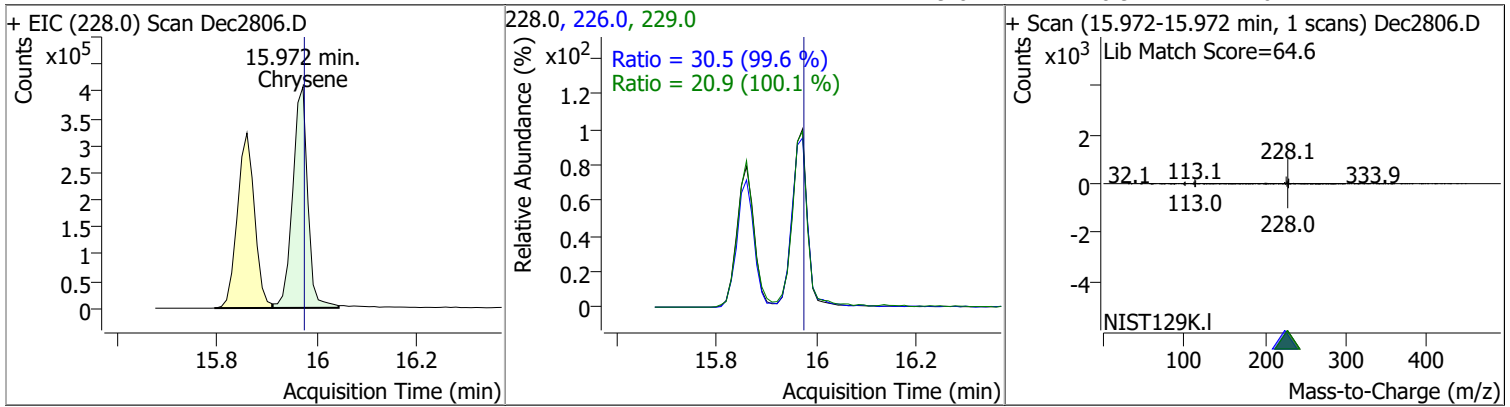


Quantitation Results Report (QT Reviewed)

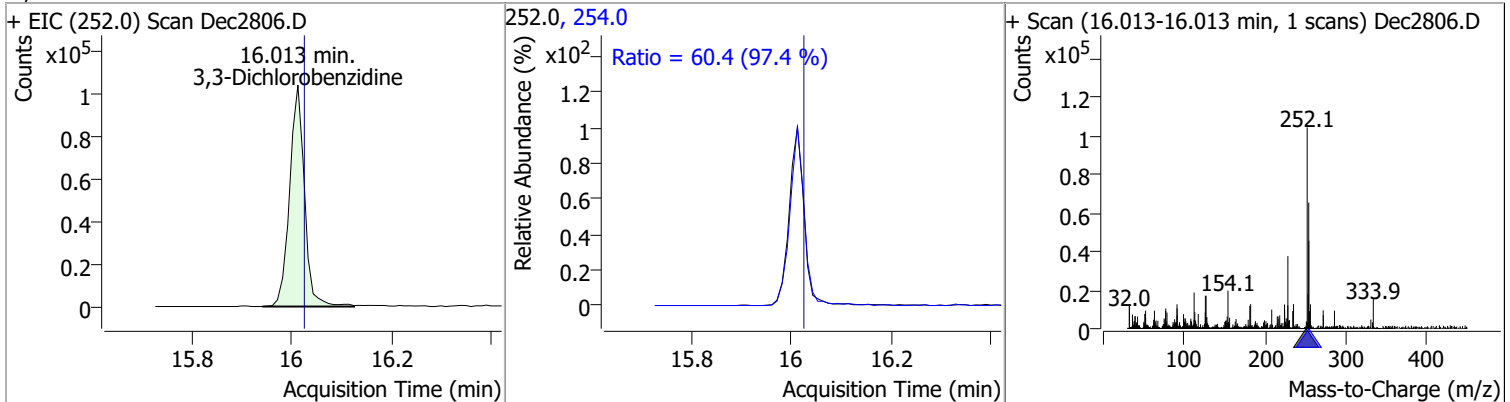
| Compound | Conc. | RT | Dev(Min) | Resp. | QIon | QRatio | Lower | Upper |
|--------------------|---------|-------|----------|--------|-------|--------|-------|-------|
| Benzo(a)Anthracene | 48.7403 | 15.86 | -0.01 | 769912 | 226.0 | 27.6 | 18.7 | 34.7 |
| | | | | | 229.0 | 20.9 | 14.9 | 27.7 |



| Compound | Conc. | RT | Dev(Min) | Resp. | QIon | QRatio | Lower | Upper |
|----------|---------|-------|----------|--------|-------|--------|-------|-------|
| Chrysene | 47.4835 | 15.97 | 0.00 | 856742 | 226.0 | 30.5 | 21.4 | 39.8 |
| | | | | | 229.0 | 20.9 | 14.6 | 27.1 |

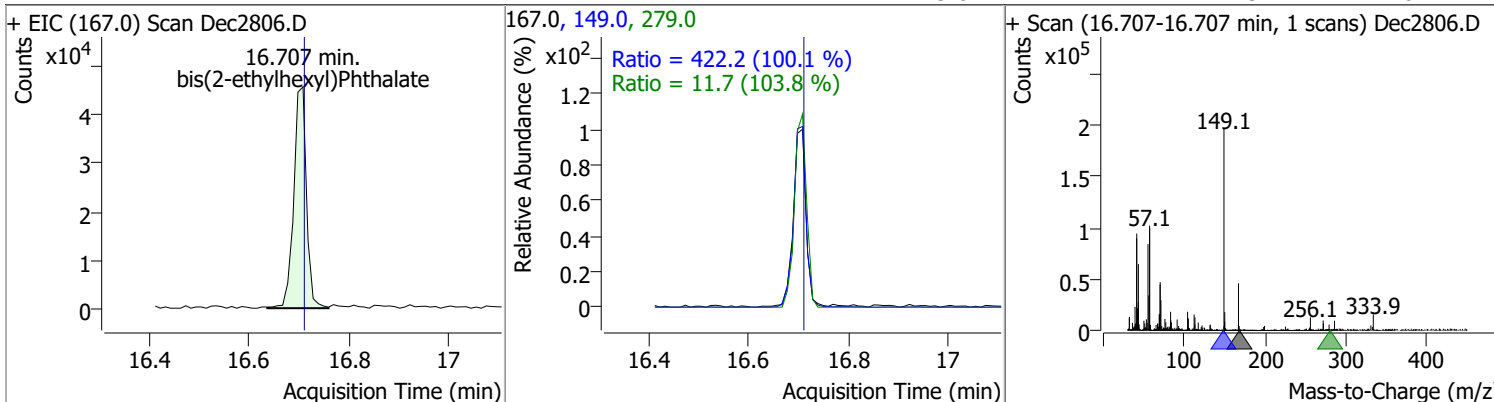


| Compound | Conc. | RT | Dev(Min) | Resp. | QIon | QRatio | Lower | Upper |
|-----------------------|---------|-------|----------|--------|-------|--------|-------|-------|
| 3,3-Dichlorobenzidine | 47.6629 | 16.01 | -0.01 | 216731 | 254.0 | 60.4 | 43.4 | 80.6 |

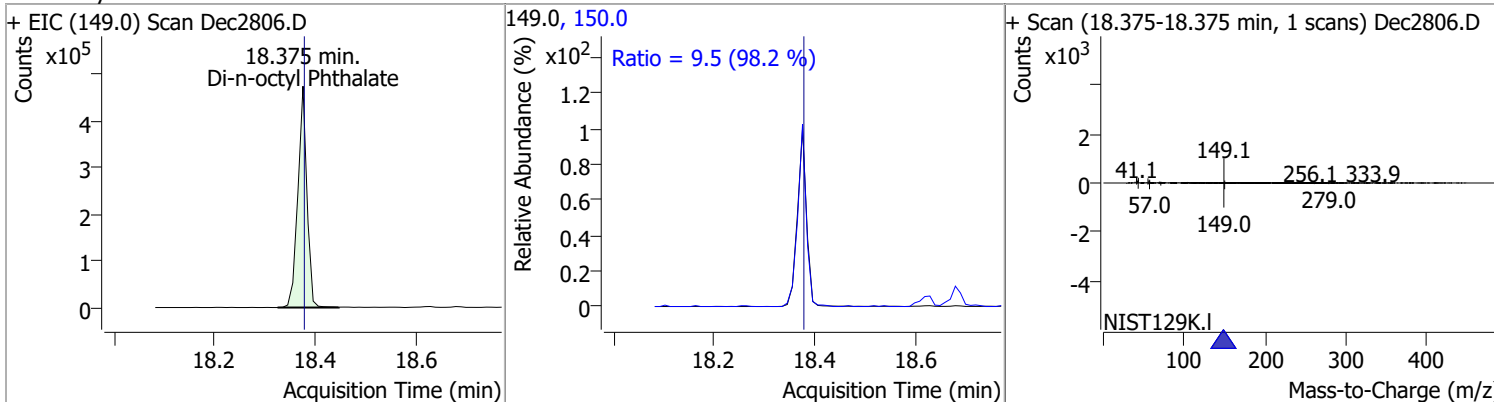


Quantitation Results Report (QT Reviewed)

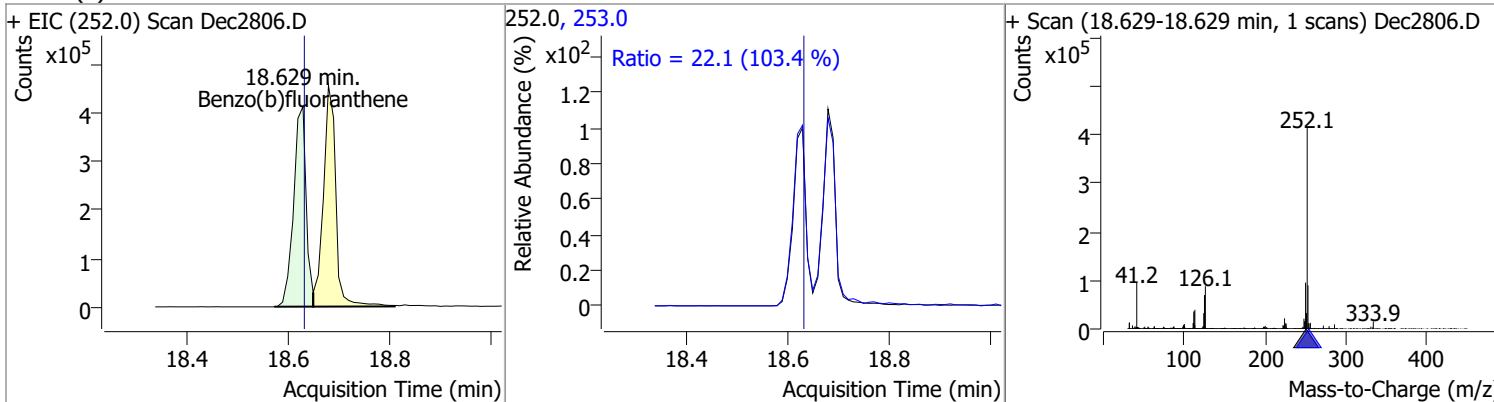
| Compound | Conc. | RT | Dev(Min) | Resp. | QIon | QRatio | Lower | Upper |
|----------------------------|---------|-------|----------|-------|-------|--------|-------|-------|
| bis(2-ethylhexyl)Phthalate | 46.6731 | 16.71 | 0.00 | 81276 | 149.0 | 422.2 | 295.1 | 548.1 |
| | | | | | 279.0 | 11.7 | 7.9 | 14.6 |



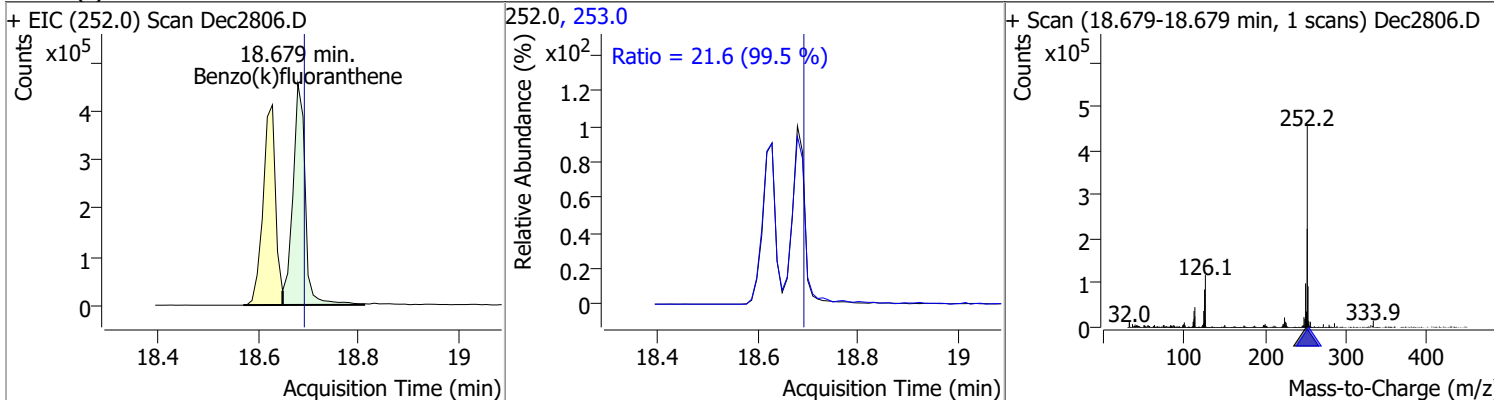
| Compound | Conc. | RT | Dev(Min) | Resp. | QIon | QRatio | Lower | Upper |
|----------------------|---------|-------|----------|--------|-------|--------|-------|-------|
| Di-n-octyl Phthalate | 47.9498 | 18.38 | 0.00 | 597253 | 150.0 | 9.5 | 6.8 | 12.6 |



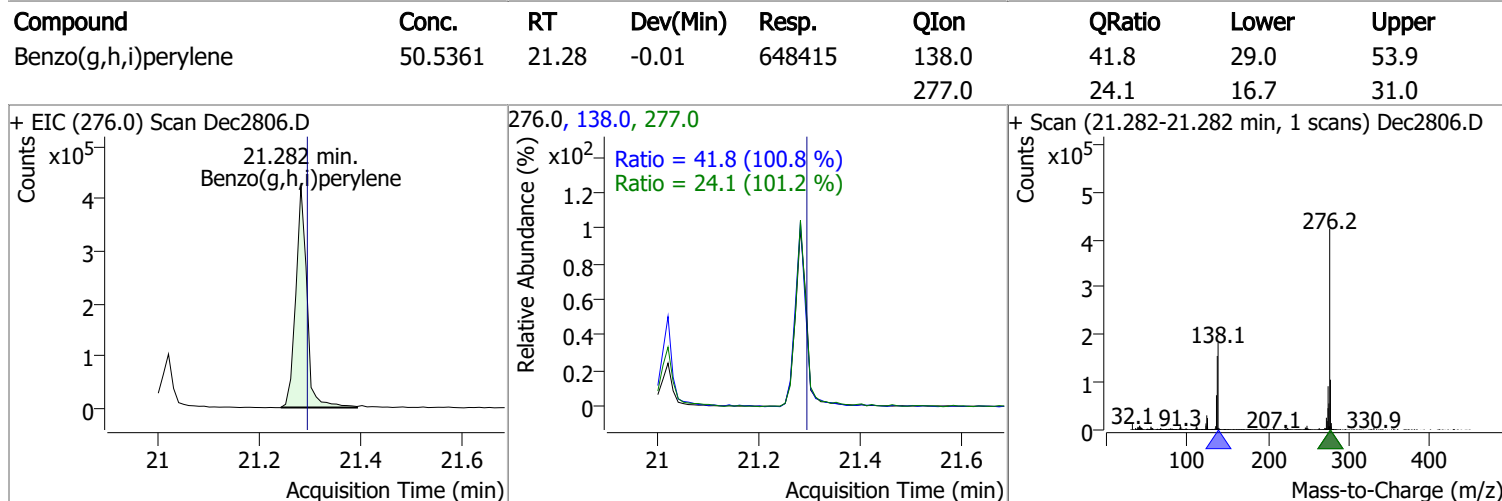
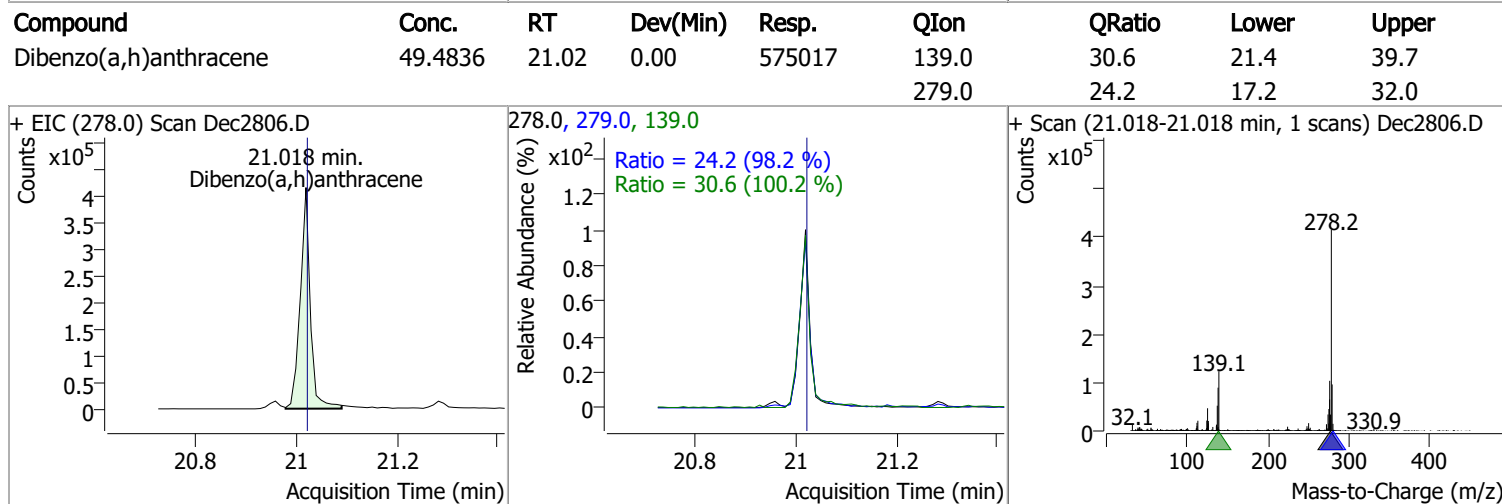
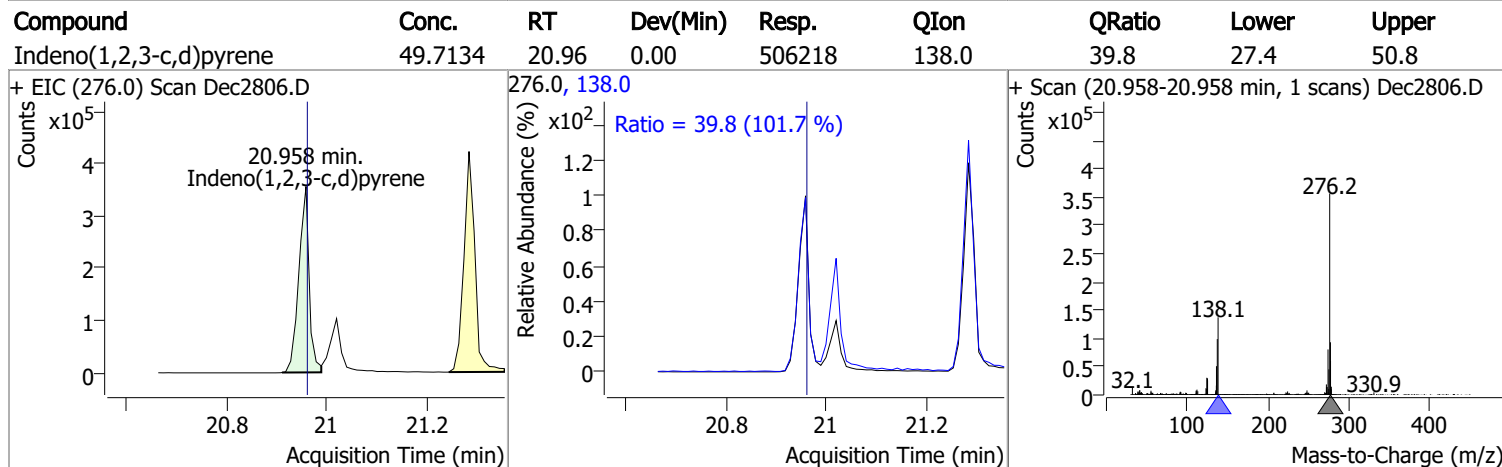
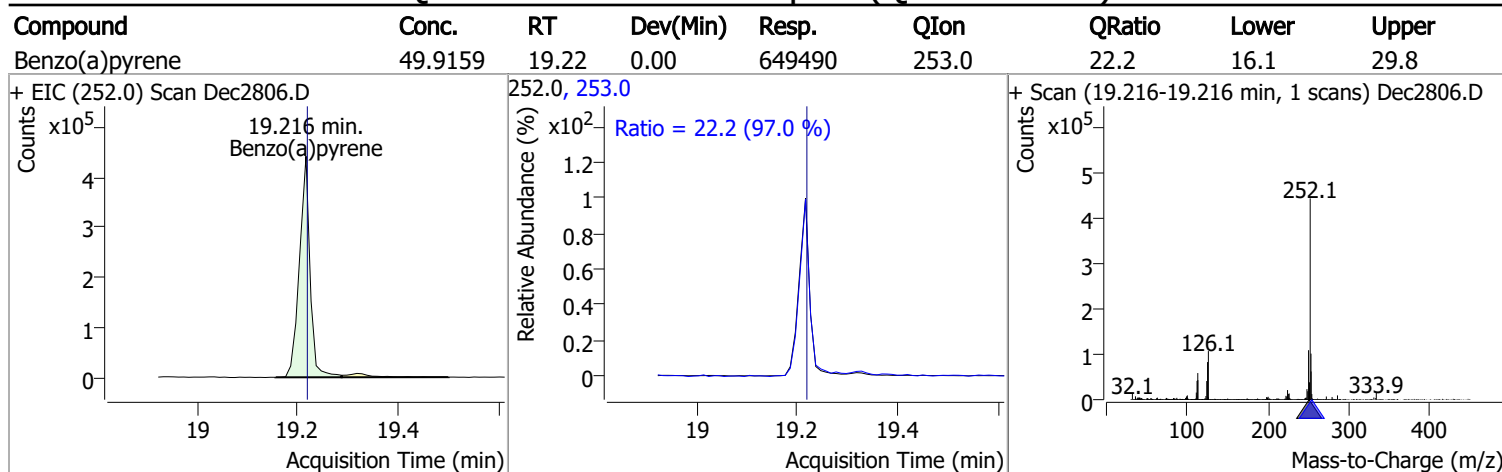
| Compound | Conc. | RT | Dev(Min) | Resp. | QIon | QRatio | Lower | Upper |
|----------------------|---------|-------|----------|--------|-------|--------|-------|-------|
| Benzo(b)fluoranthene | 48.4815 | 18.63 | 0.00 | 714670 | 253.0 | 22.1 | 15.0 | 27.8 |



| Compound | Conc. | RT | Dev(Min) | Resp. | QIon | QRatio | Lower | Upper |
|----------------------|---------|-------|----------|--------|-------|--------|-------|-------|
| Benzo(k)fluoranthene | 48.9307 | 18.68 | -0.01 | 782271 | 253.0 | 21.6 | 15.2 | 28.2 |

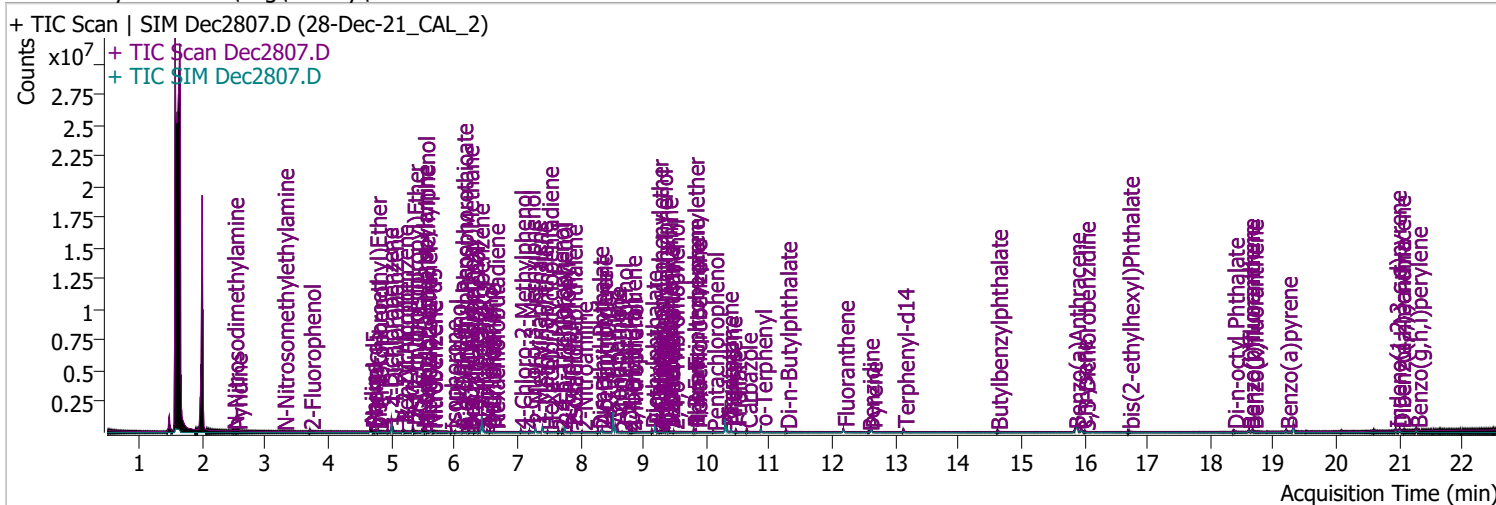


Quantitation Results Report (QT Reviewed)



Quantitation Results Report (QT Reviewed)

| | | | |
|----------------|----------------------------|-------------------|------------------------|
| Data File | Dec2807.D | Operator | LIMS import |
| Acq. Method | BNA+SIM.M | Acq. Date-Time | 12/28/2021 5:07:14 PM |
| Sample Name | 28-Dec-21_CAL_2 | Instrument | Instrument #1 |
| Vial | 7 | Multiplier | 1.00 |
| DA Method File | | Comment | SVOC-8270-W-LARGO |
| Tune File | dftppdsm.u | Tune Date | 11/24/2021 11:15:00 AM |
| Batch Name | 122821 bna 1 CAL.batch.bin | Last Calib Update | 12/29/2021 7:25:46 PM |
| Ref Library | D:\Org\Library\NIST129K.I | | |



| Compound | RT | QIon | Resp. | Conc. | Units | Dev(Min) |
|------------------------------------|----------------------|-------|--------|-------------------|-------|----------|
| Internal Standards | | | | | | |
| System Monitoring Compounds | | | | | | |
| S 2-Fluorophenol | 3.704 | 112.0 | 50442 | 9.3601 | µg/L | 0.000 |
| Spiked Amount: 200.000 | Range: 10.0 - 75.0% | | | Recovery = 4.68% | * | |
| S Phenol-d5 | 4.685 | 99.0 | 72240 | 9.3805 | µg/L | 0.000 |
| Spiked Amount: 200.000 | Range: 10.0 - 65.0% | | | Recovery = 4.69% | * | |
| S Nitrobenzene-d5 | 5.624 | 82.0 | 41252 | 9.9655 | µg/L | 0.000 |
| Spiked Amount: 100.000 | Range: 32.0 - 94.0% | | | Recovery = 9.97% | * | |
| S 2-Fluorobiphenyl | 7.749 | 172.0 | 169761 | 10.0526 | µg/L | 0.000 |
| Spiked Amount: 100.000 | Range: 28.0 - 107.0% | | | Recovery = 10.05% | * | |
| S 2,4,6-Tribromophenol | 9.479 | 329.8 | 6676 | 9.8497 | µg/L | 0.000 |
| Spiked Amount: 200.000 | Range: 25.0 - 140.0% | | | Recovery = 4.92% | * | |
| S Terphenyl-d14 | 13.128 | 244.3 | 123289 | 9.3657 | µg/L | -0.010 |
| Spiked Amount: 100.000 | Range: 32.0 - 122.0% | | | Recovery = 9.37% | * | |
| Target Compounds | | | | | | |
| T N-Nitrosodimethylamine | 2.489 | 74.0 | 19325 | 8.4103 | µg/L | 80 |
| T Pyridine | 2.540 | 79.0 | 46110 | 8.4220 | µg/L | 99 |
| T Aniline | 4.664 | 93.0 | 111697 | 9.5901 | µg/L | 94 |
| T Phenol | 4.695 | 94.0 | 78375 | 9.4014 | µg/L | m 87 |
| T bis(-2-Chloroethyl)Ether | 4.756 | 63.0 | 76522 | 9.8831 | µg/L | m 99 |
| T 2-Chlorophenol | 4.787 | 128.0 | 65522 | 9.6777 | µg/L | 97 |
| T 1,3-Dichlorobenzene | 4.940 | 146.0 | 87124 | 10.0819 | µg/L | 99 |
| T 1,4-Dichlorobenzene | 5.022 | 146.0 | 85619 | 10.0464 | µg/L | 93 |
| T 1,2-Dichlorobenzene | 5.185 | 146.0 | 91119 | 10.2079 | µg/L | m 97 |
| T Benzyl Alcohol | 5.185 | 108.0 | 31783 | 9.1906 | µg/L | 96 |
| T bis(2-chloroisopropyl)Ether | 5.349 | 121.0 | 29790 | 10.9865 | µg/L | 97 |
| T 2-Methylphenol | 5.338 | 107.0 | 61876 | 9.7364 | µg/L | 94 |
| T N-nitroso-Di-n-propylamine | 5.492 | 70.0 | 48099 | 9.5973 | µg/L | 94 |
| T 4Methylphenol/3Methylphenol | 5.522 | 107.0 | 91042 | 10.2403 | µg/L | m 97 |
| T Hexachloroethane | 5.553 | 117.0 | 21528 | 9.2485 | µg/L | 96 |

Quantitation Results Report (QT Reviewed)

| Compound | RT | QIon | Resp. | Conc. | Units | Dev(Min) |
|-------------------------------|--------|-------|--------|---------|--------|----------|
| T Nitrobenzene | 5.645 | 123.1 | 19708 | 10.0839 | µg/L | 92 |
| T Isophorone | 5.941 | 82.0 | 91235 | 9.3932 | µg/L | 97 |
| T 2-Nitrophenol | 6.013 | 139.0 | 14778 | 9.5317 | µg/L # | 80 |
| T 2,4-Dimethylphenol | 6.116 | 122.0 | 54520 | 9.2121 | µg/L | 94 |
| T bis(-2-Chloroethoxy)Methane | 6.218 | 93.0 | 74011 | 9.6421 | µg/L | 95 |
| T Benzoic Acid | 6.229 | 105.0 | 20997 | 8.0096 | µg/L # | 71 |
| T 2,4-Dichlorophenol | 6.311 | 162.0 | 44890 | 9.2955 | µg/L | 98 |
| T 1,2,4-Trichlorobenzene | 6.383 | 180.0 | 61314 | 9.5079 | µg/L | 98 |
| T Naphthalene | 6.455 | 128.0 | 207443 | 9.7758 | µg/L m | 98 |
| T 4-Chlorophenol | 6.516 | 130.0 | 15416 | 8.0284 | µg/L m | 91 |
| T p-Chloroaniline | 6.568 | 127.0 | 72756 | 9.5909 | µg/L | 95 |
| T Hexachlorobutadiene | 6.629 | 224.9 | 30818 | 9.3166 | µg/L | 94 |
| T 4-Chloro-2-Methylphenol | 7.050 | 107.0 | 46719 | 9.4342 | µg/L | 100 |
| T 4-Chloro-3-Methylphenol | 7.194 | 107.0 | 43792 | 8.8986 | µg/L m | 99 |
| T 2-Methylnaphthalene | 7.286 | 141.0 | 125750 | 9.4840 | µg/L | 92 |
| T 1-Methylnaphthalene | 7.399 | 141.0 | 129730 | 9.5755 | µg/L | 98 |
| T Hexachlorocyclopentadiene | 7.482 | 236.9 | 13155 | 9.5883 | µg/L | 97 |
| T 2,4,6-Trichlorophenol | 7.646 | 196.0 | 27088 | 9.5718 | µg/L | 100 |
| T 2,4,5-Trichlorophenol | 7.708 | 196.0 | 33585 | 10.1607 | µg/L | 95 |
| T 2-Chloronaphthalene | 7.862 | 162.0 | 129340 | 10.0828 | µg/L | 99 |
| T 2-Nitroaniline | 8.026 | 65.0 | 17635 | 9.8065 | µg/L | 89 |
| T Dimethyl Phthalate | 8.282 | 163.0 | 98315 | 9.6106 | µg/L | 96 |
| T 2,6-Dinitrotoluene | 8.333 | 165.0 | 11734 | 9.5070 | µg/L | 81 |
| T Acenaphthylene | 8.343 | 152.1 | 212537 | 10.7233 | µg/L | 98 |
| T 3-Nitroaniline | 8.527 | 138.0 | 11734 | 9.0998 | µg/L | 83 |
| T Acenaphthene | 8.558 | 154.0 | 127284 | 10.1839 | µg/L | 97 |
| T 2,4-Dinitrophenol | 8.660 | 184.0 | 3150 | 10.2175 | µg/L | 87 |
| T Dibenzofuran | 8.773 | 168.0 | 199426 | 10.3272 | µg/L | 93 |
| T 4-Nitrophenol | 8.824 | 109.0 | 18343 | 10.0467 | µg/L | 80 |
| T 2,4-Dinitrotoluene | 8.804 | 165.0 | 12927 | 9.4560 | µg/L | 91 |
| T Diethylphthalate | 9.131 | 149.0 | 100238 | 9.4380 | µg/L | 97 |
| T Fluorene | 9.182 | 166.0 | 159955 | 10.3865 | µg/L | 95 |
| T 4-Chlorophenyl-phenylether | 9.223 | 204.0 | 64533 | 10.7528 | µg/L | 94 |
| T 4-Nitroaniline | 9.254 | 138.0 | 10804 | 8.3034 | µg/L | 84 |
| T 4,6-Dinitro-2-methylphenol | 9.295 | 198.0 | 5494 | 8.9490 | µg/L | 82 |
| T N-nitrosodiphenylamine | 9.377 | 169.0 | 98049 | 10.2335 | µg/L | 98 |
| T Azobenzene | 9.407 | 77.0 | 94341 | 8.6489 | µg/L | 95 |
| T 4-Bromophenyl-phenylether | 9.796 | 248.0 | 32944 | 9.9134 | µg/L | 96 |
| T Hexachlorobenzene | 9.837 | 283.9 | 33617 | 10.2371 | µg/L | 98 |
| T Pentachlorophenol | 10.110 | 265.9 | 9351 | 8.8934 | µg/L | 96 |
| T Phenanthrene | 10.333 | 178.0 | 210303 | 10.1187 | µg/L | 97 |
| T Anthracene | 10.394 | 178.0 | 169178 | 9.0084 | µg/L m | 97 |
| T Triallate | 10.465 | 86.0 | 28381 | 8.5564 | µg/L | 98 |
| T Carbazole | 10.637 | 167.0 | 184323 | 9.2141 | µg/L | 99 |
| T o-Terphenyl | 10.870 | 230.0 | 104985 | 10.3048 | µg/L | 98 |
| T Di-n-Butylphthalate | 11.265 | 149.0 | 118476 | 8.5541 | µg/L # | 95 |
| T Fluoranthene | 12.176 | 202.0 | 201689 | 9.8743 | µg/L | 99 |
| T Benzidine | 12.571 | 184.0 | 54477 | 9.0915 | µg/L | 98 |
| T Pyrene | 12.622 | 202.0 | 219828 | 9.8261 | µg/L | 99 |
| T Butylbenzylphthalate | 14.613 | 149.0 | 36348 | 8.7139 | µg/L | 76 |
| T Benzo(a)Anthracene | 15.849 | 228.0 | 138832 | 9.4288 | µg/L | 98 |
| T Chrysene | 15.951 | 228.0 | 159229 | 9.4675 | µg/L | 97 |
| T 3,3-Dichlorobenzidine | 16.002 | 252.0 | 31355 | 8.8836 | µg/L | 98 |
| T bis(2-ethylhexyl)Phthalate | 16.697 | 167.0 | 12906 | 9.2767 | µg/L | 85 |
| T Di-n-octyl Phthalate | 18.366 | 149.0 | 85510 | 8.8854 | µg/L | 99 |

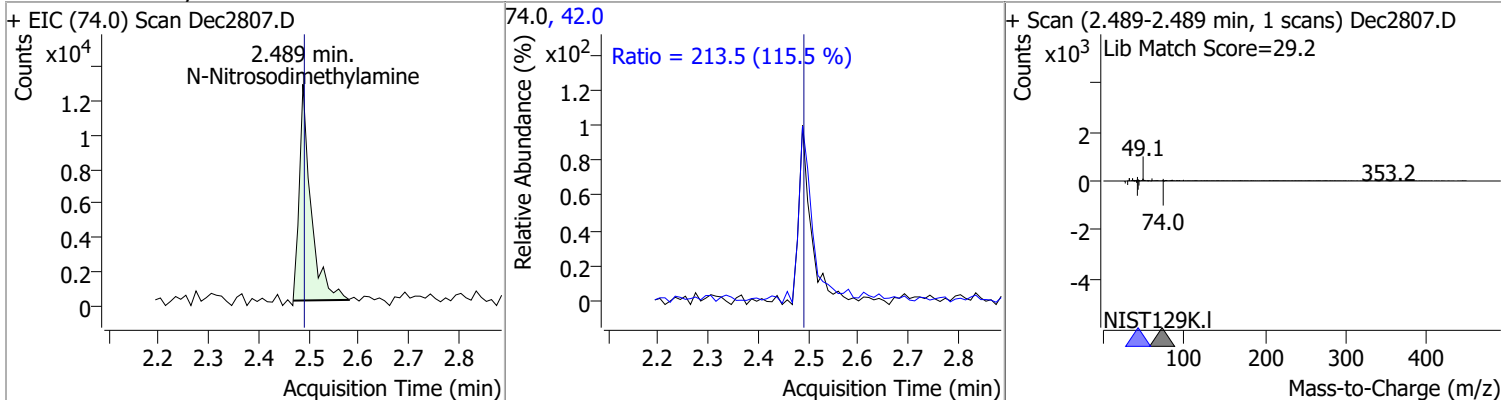
Quantitation Results Report (QT Reviewed)

| Compound | RT | QIon | Resp. | Conc. | Units | Dev(Min) |
|---------------------------|--------|-------|--------|--------|-----------|----------|
| T Benzo(b)fluoranthene | 18.609 | 252.0 | 133022 | 9.6251 | µg/L | 100 |
| T Benzo(k)fluoranthene | 18.669 | 252.0 | 145051 | 9.6774 | µg/L | 98 |
| T Benzo(a)pyrene | 19.206 | 252.0 | 106256 | 9.5211 | µg/L | 96 |
| T Indeno(1,2,3-c,d)pyrene | 20.938 | 276.0 | 86021 | 9.8138 | µg/L m | 100 |
| T Dibenzo(a,h)anthracene | 21.008 | 278.0 | 90361 | 8.9886 | µg/L | 95 |
| T Benzo(g,h,i)perylene | 21.272 | 276.0 | 109541 | 9.3297 | µg/L | 99 |

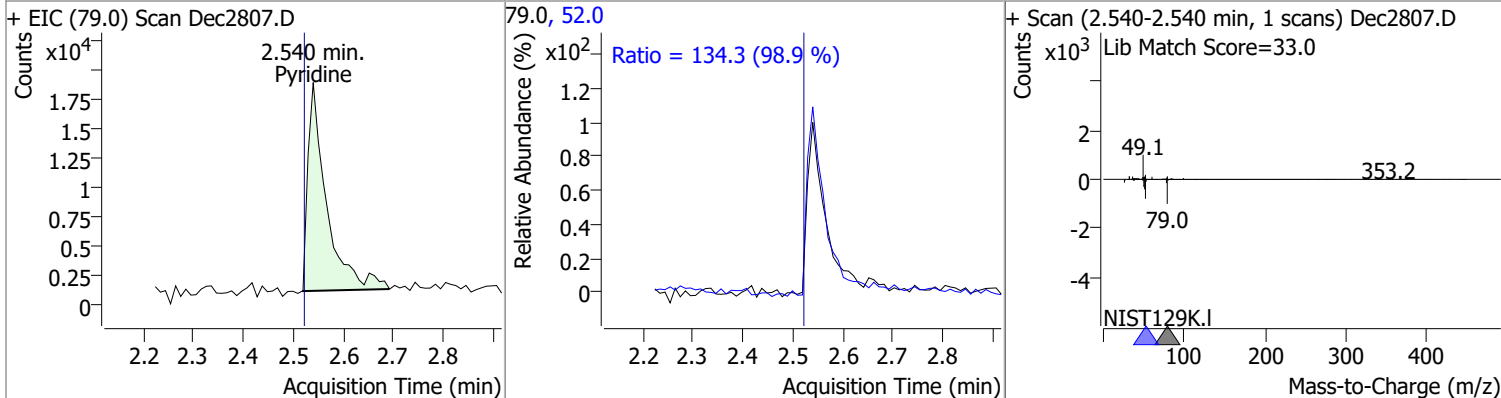
(#) = Qualifier Out of Range; (m) = Manual Integration; (+) = Area Summed; (*) = Surrogate Percent Recovery Out of Range; (d): Zeroed Peak

Quantitation Results Report (QT Reviewed)

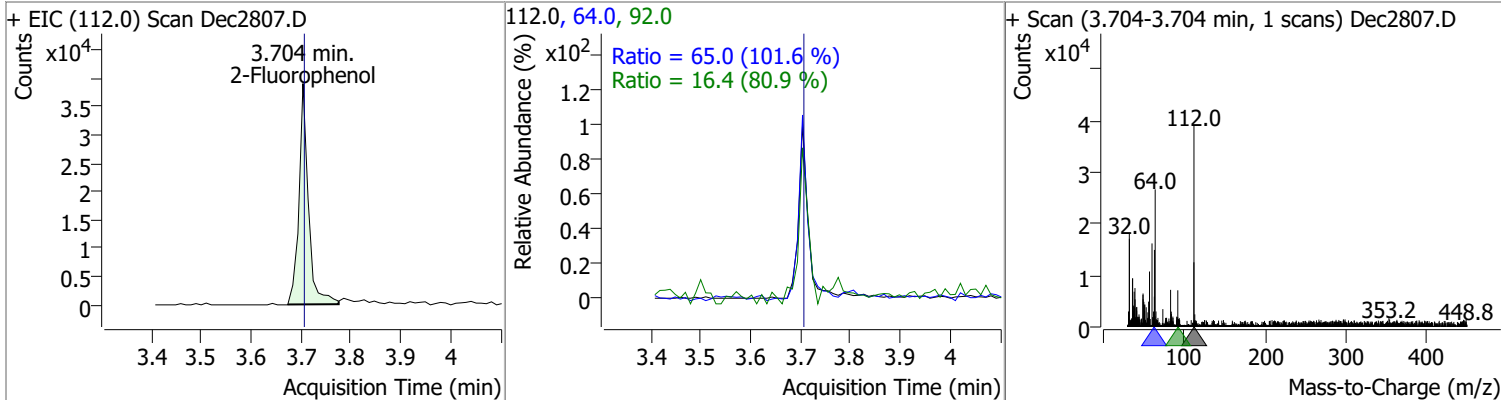
| Compound | Conc. | RT | Dev(Min) | Resp. | QIon | QRatio | Lower | Upper |
|------------------------|--------|------|----------|-------|------|--------|-------|-------|
| N-Nitrosodimethylamine | 8.4103 | 2.49 | 0.00 | 19325 | 42.0 | 213.5 | 129.3 | 240.2 |



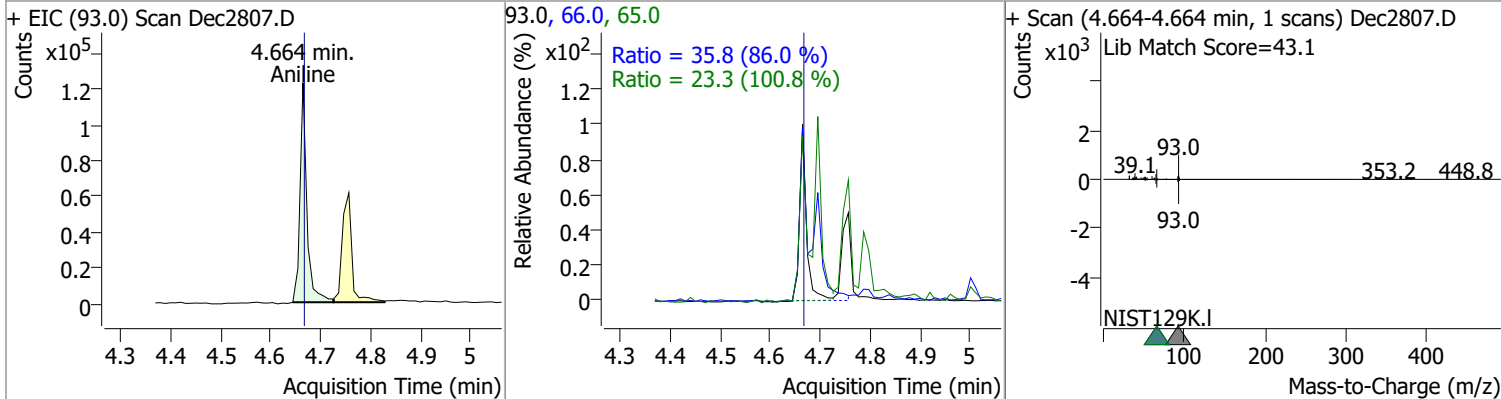
| Compound | Conc. | RT | Dev(Min) | Resp. | QIon | QRatio | Lower | Upper |
|----------|--------|------|----------|-------|------|--------|-------|-------|
| Pyridine | 8.4220 | 2.54 | 0.02 | 46110 | 52.0 | 134.3 | 95.0 | 176.5 |



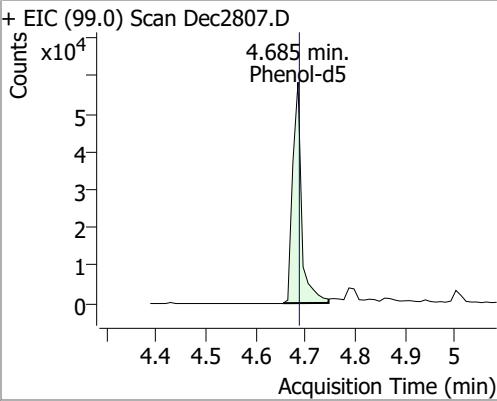
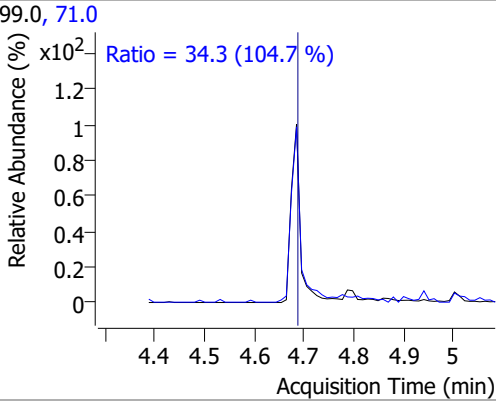
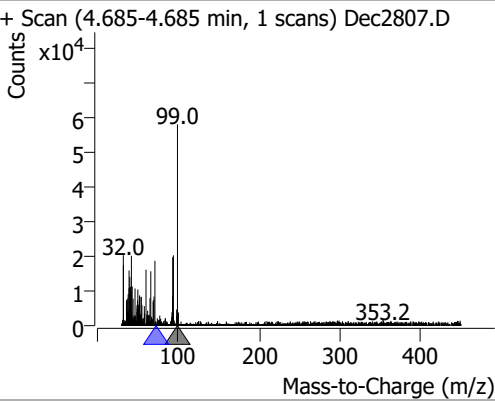
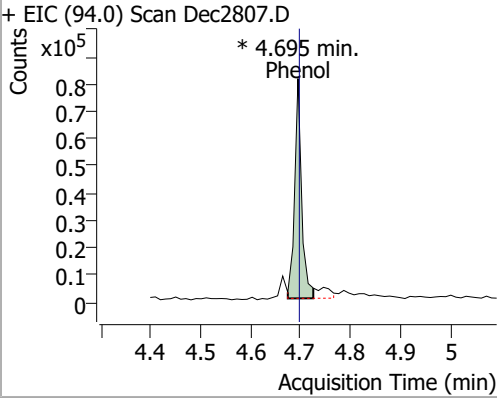
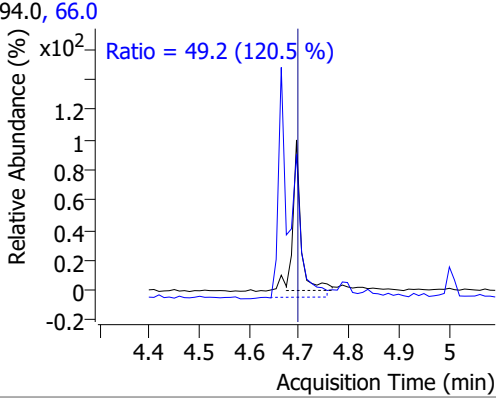
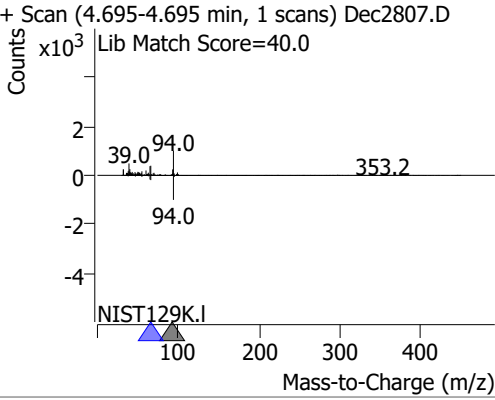
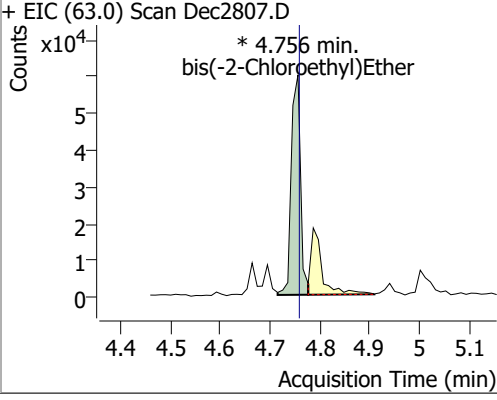
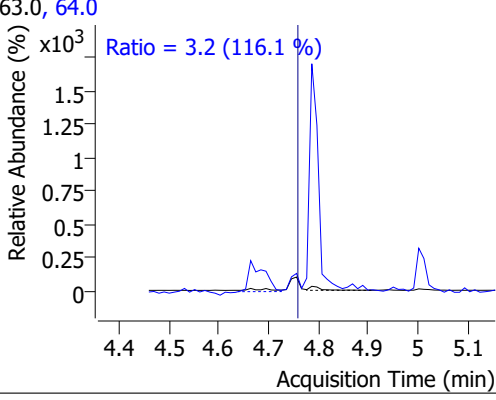
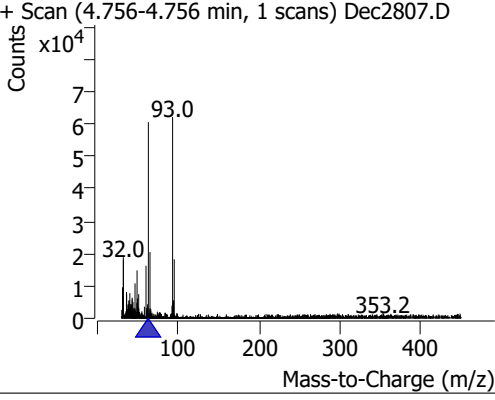
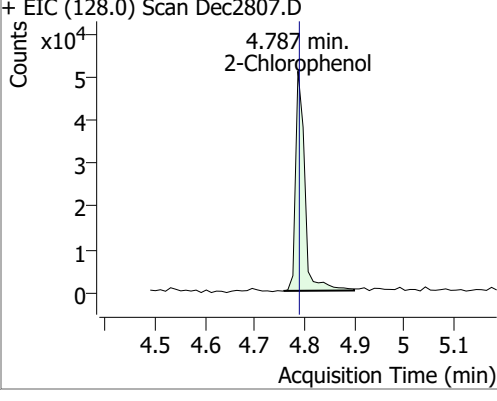
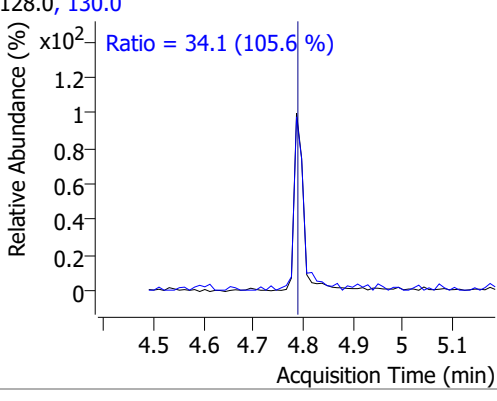
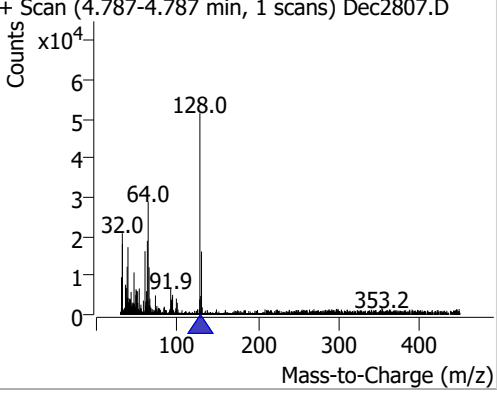
| Compound | Conc. | RT | Dev(Min) | Resp. | QIon | QRatio | Lower | Upper |
|----------------|--------|------|----------|-------|------|--------|-------|-------|
| 2-Fluorophenol | 9.3601 | 3.70 | 0.00 | 50442 | 64.0 | 65.0 | 44.8 | 83.2 |
| | | | | | 92.0 | 16.4 | 14.2 | 26.4 |



| Compound | Conc. | RT | Dev(Min) | Resp. | QIon | QRatio | Lower | Upper |
|----------|--------|------|----------|--------|------|--------|-------|-------|
| Aniline | 9.5901 | 4.66 | 0.00 | 111697 | 66.0 | 35.8 | 29.1 | 54.1 |
| | | | | | 65.0 | 23.3 | 16.2 | 30.0 |

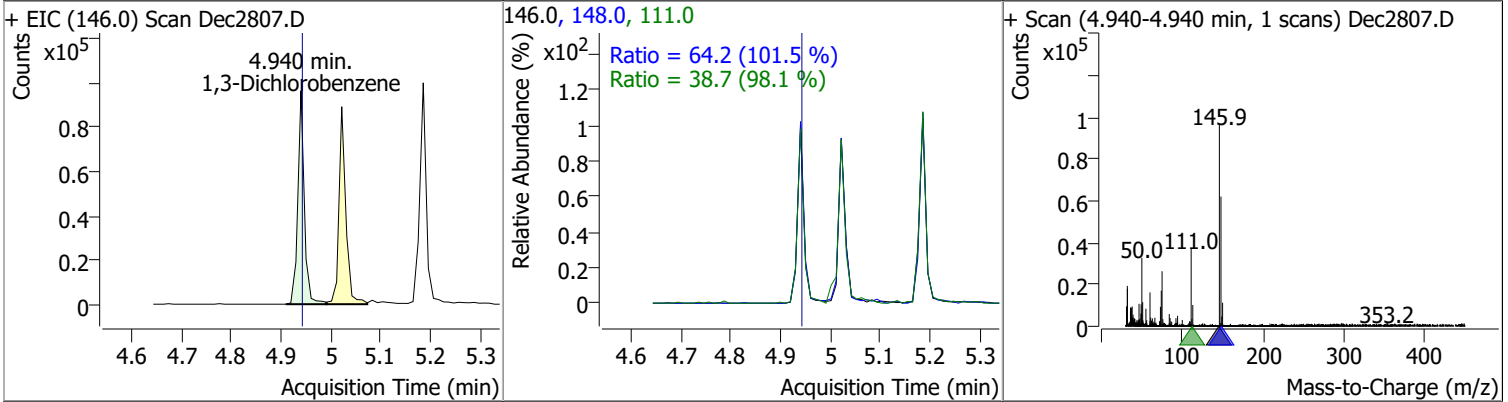


Quantitation Results Report (QT Reviewed)

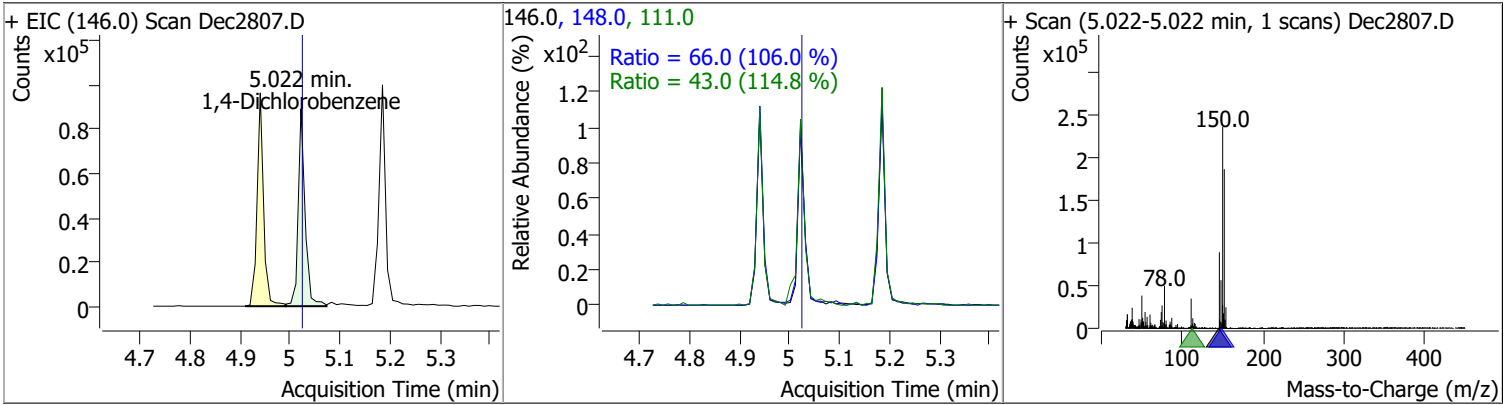
| Compound | Conc. | RT | Dev(Min) | Resp. | QIon | QRatio | Lower | Upper |
|--|--|---|------------------------|-----------|-------|---|-------|-------|
| Phenol-d5 | 9.3805 | 4.68 | 0.00 | 72240 | 71.0 | 34.3 | 22.9 | 42.5 |
| + EIC (99.0) Scan Dec2807.D | | | 99.0, 71.0 | | | + Scan (4.685-4.685 min, 1 scans) Dec2807.D | | |
|  |  |  | Ratio = 34.3 (104.7 %) | | | | | |
| Phenol | 9.4014 | 4.70 | 0.00 | 78375 (m) | 66.0 | 49.2 | 28.6 | 53.1 |
| + EIC (94.0) Scan Dec2807.D | | | 94.0, 66.0 | | | + Scan (4.695-4.695 min, 1 scans) Dec2807.D | | |
|  |  |  | Ratio = 49.2 (120.5 %) | | | | | |
| bis(-2-Chloroethyl)Ether | 9.8831 | 4.76 | 0.00 | 76522 (m) | 64.0 | 3.2 | 1.9 | 3.6 |
| + EIC (63.0) Scan Dec2807.D | | | 63.0, 64.0 | | | + Scan (4.756-4.756 min, 1 scans) Dec2807.D | | |
|  |  |  | Ratio = 3.2 (116.1 %) | | | | | |
| 2-Chlorophenol | 9.6777 | 4.79 | 0.00 | 65522 | 130.0 | 34.1 | 22.6 | 42.0 |
| + EIC (128.0) Scan Dec2807.D | | | 128.0, 130.0 | | | + Scan (4.787-4.787 min, 1 scans) Dec2807.D | | |
|  |  |  | Ratio = 34.1 (105.6 %) | | | | | |

Quantitation Results Report (QT Reviewed)

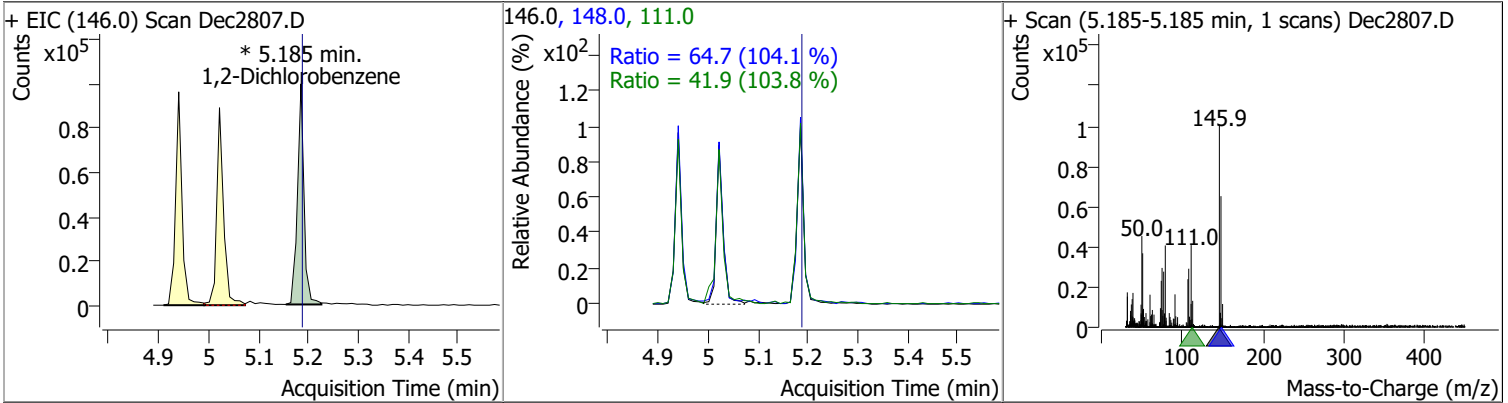
| Compound | Conc. | RT | Dev(Min) | Resp. | QIon | QRatio | Lower | Upper |
|---------------------|---------|------|----------|-------|-------|--------|-------|-------|
| 1,3-Dichlorobenzene | 10.0819 | 4.94 | 0.00 | 87124 | 148.0 | 64.2 | 44.2 | 82.2 |
| | | | | | 111.0 | 38.7 | 27.6 | 51.2 |



| Compound | Conc. | RT | Dev(Min) | Resp. | QIon | QRatio | Lower | Upper |
|---------------------|---------|------|----------|-------|-------|--------|-------|-------|
| 1,4-Dichlorobenzene | 10.0464 | 5.02 | 0.00 | 85619 | 148.0 | 66.0 | 43.6 | 80.9 |
| | | | | | 111.0 | 43.0 | 26.2 | 48.6 |

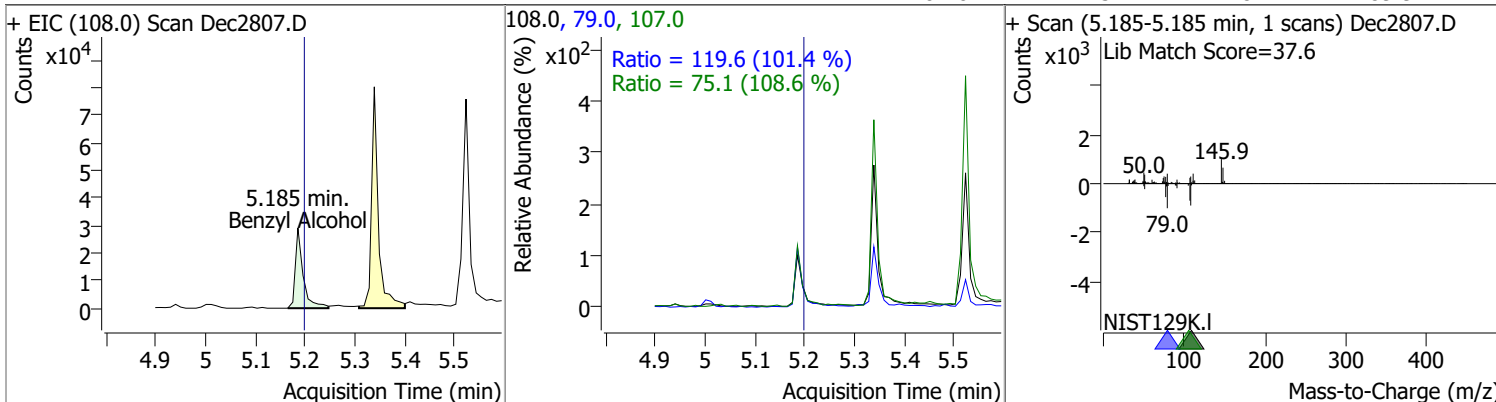


| Compound | Conc. | RT | Dev(Min) | Resp. | QIon | QRatio | Lower | Upper |
|---------------------|---------|------|----------|-----------|-------|--------|-------|-------|
| 1,2-Dichlorobenzene | 10.2079 | 5.19 | 0.00 | 91119 (m) | 148.0 | 64.7 | 43.6 | 80.9 |
| | | | | | 111.0 | 41.9 | 28.2 | 52.4 |

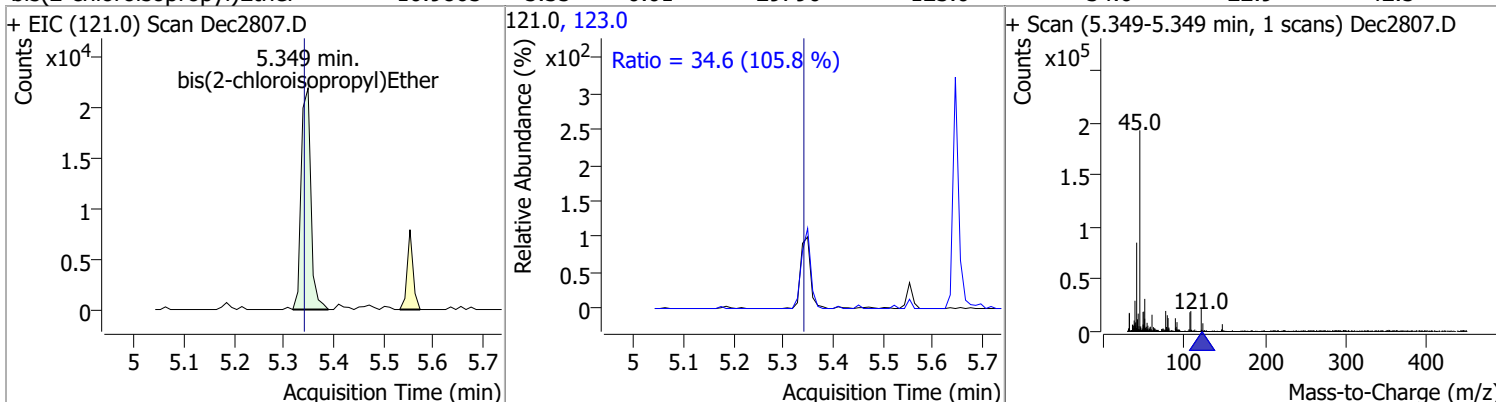


Quantitation Results Report (QT Reviewed)

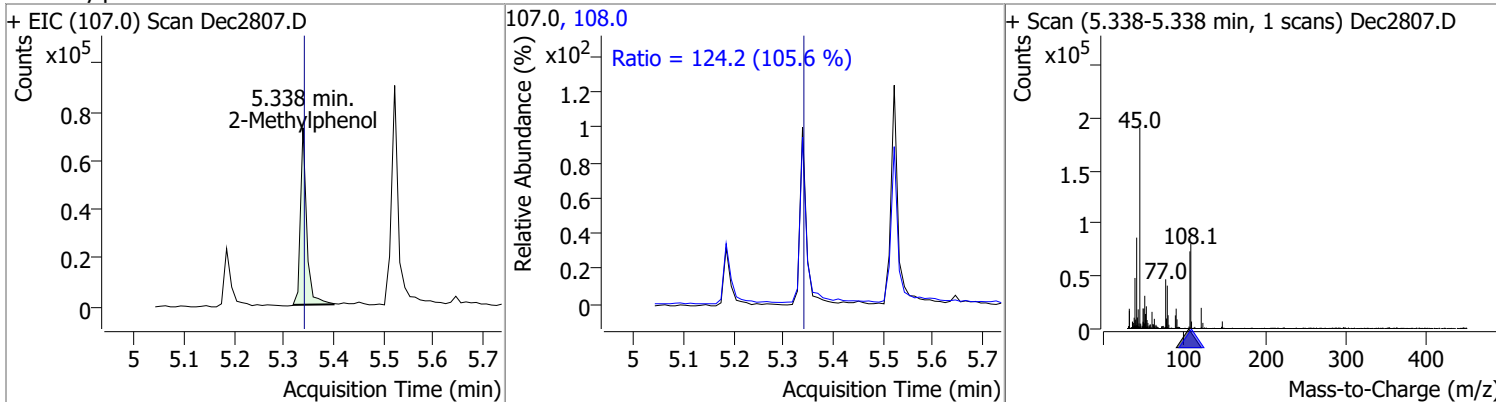
| Compound | Conc. | RT | Dev(Min) | Resp. | QIon | QRatio | Lower | Upper |
|----------------|--------|------|----------|-------|-------|--------|-------|-------|
| Benzyl Alcohol | 9.1906 | 5.19 | -0.01 | 31783 | 79.0 | 119.6 | 82.5 | 153.3 |
| | | | | | 107.0 | 75.1 | 48.4 | 89.9 |



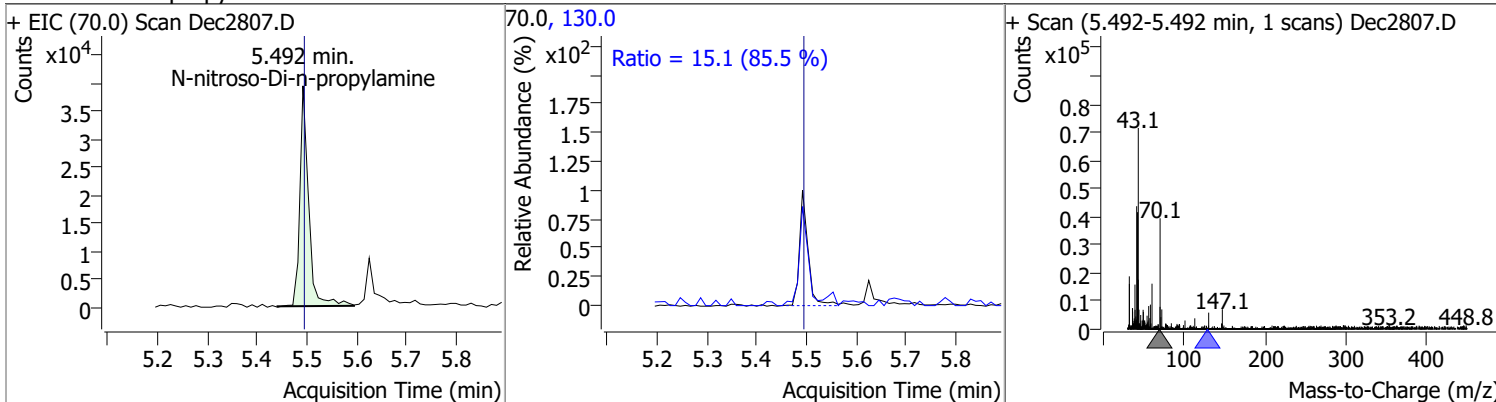
| Compound | Conc. | RT | Dev(Min) | Resp. | QIon | QRatio | Lower | Upper |
|-----------------------------|---------|------|----------|-------|-------|--------|-------|-------|
| bis(2-chloroisopropyl)Ether | 10.9865 | 5.35 | 0.01 | 29790 | 123.0 | 34.6 | 22.9 | 42.5 |



| Compound | Conc. | RT | Dev(Min) | Resp. | QIon | QRatio | Lower | Upper |
|----------------|--------|------|----------|-------|-------|--------|-------|-------|
| 2-Methylphenol | 9.7364 | 5.34 | 0.00 | 61876 | 108.0 | 124.2 | 82.3 | 152.8 |

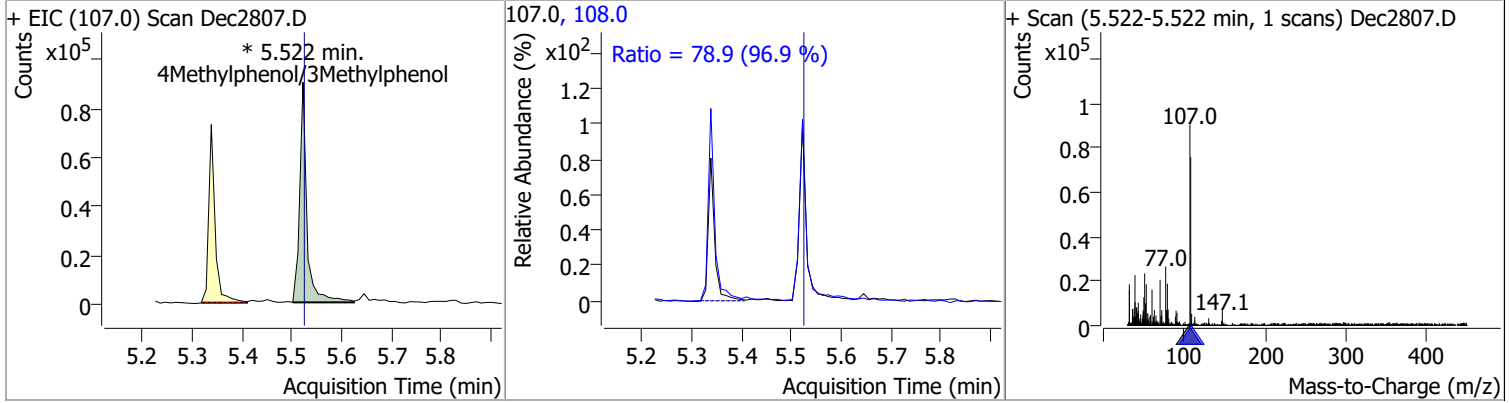


| Compound | Conc. | RT | Dev(Min) | Resp. | QIon | QRatio | Lower | Upper |
|----------------------------|--------|------|----------|-------|-------|--------|-------|-------|
| N-nitroso-Di-n-propylamine | 9.5973 | 5.49 | 0.00 | 48099 | 130.0 | 15.1 | 0.0 | 35.2 |

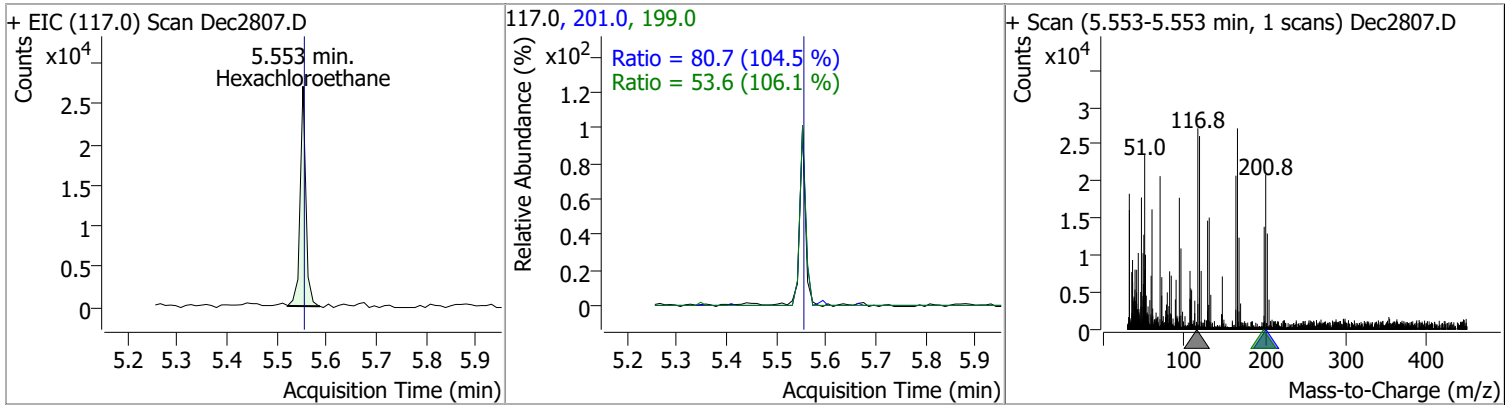


Quantitation Results Report (QT Reviewed)

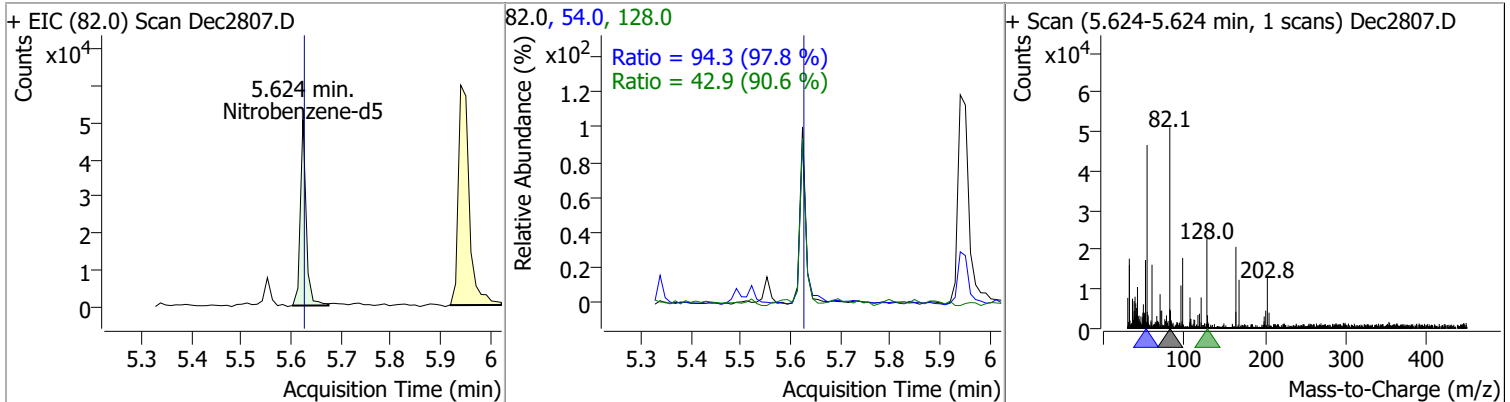
| Compound | Conc. | RT | Dev(Min) | Resp. | QIon | QRatio | Lower | Upper |
|-----------------------------|---------|------|----------|-----------|-------|--------|-------|-------|
| 4Methylphenol/3Methylphenol | 10.2403 | 5.52 | 0.00 | 91042 (m) | 108.0 | 78.9 | 57.0 | 105.8 |



| Compound | Conc. | RT | Dev(Min) | Resp. | QIon | QRatio | Lower | Upper |
|------------------|--------|------|----------|-------|-------|--------|-------|-------|
| Hexachloroethane | 9.2485 | 5.55 | 0.00 | 21528 | 201.0 | 80.7 | 54.1 | 100.4 |
| | | | | | 199.0 | 53.6 | 35.4 | 65.7 |

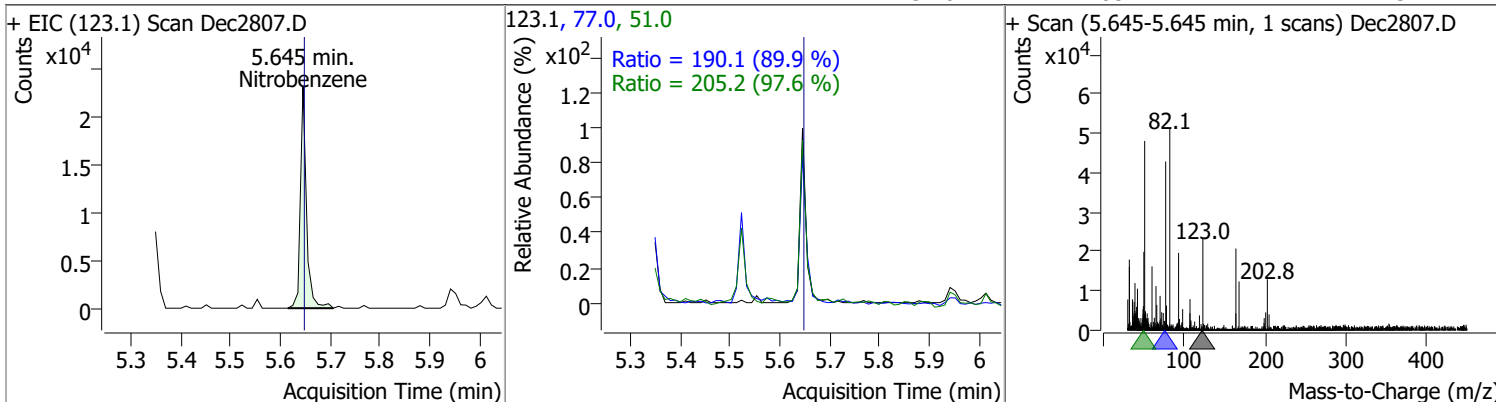


| Compound | Conc. | RT | Dev(Min) | Resp. | QIon | QRatio | Lower | Upper |
|-----------------|--------|------|----------|-------|-------|--------|-------|-------|
| Nitrobenzene-d5 | 9.9655 | 5.62 | 0.00 | 41252 | 54.0 | 94.3 | 67.5 | 125.4 |
| | | | | | 128.0 | 42.9 | 33.2 | 61.6 |

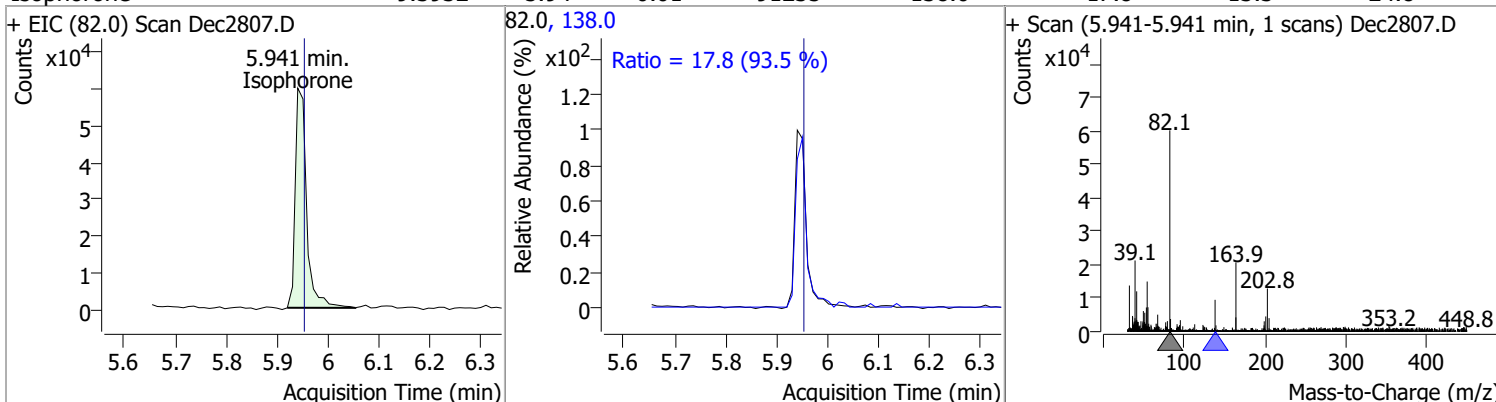


Quantitation Results Report (QT Reviewed)

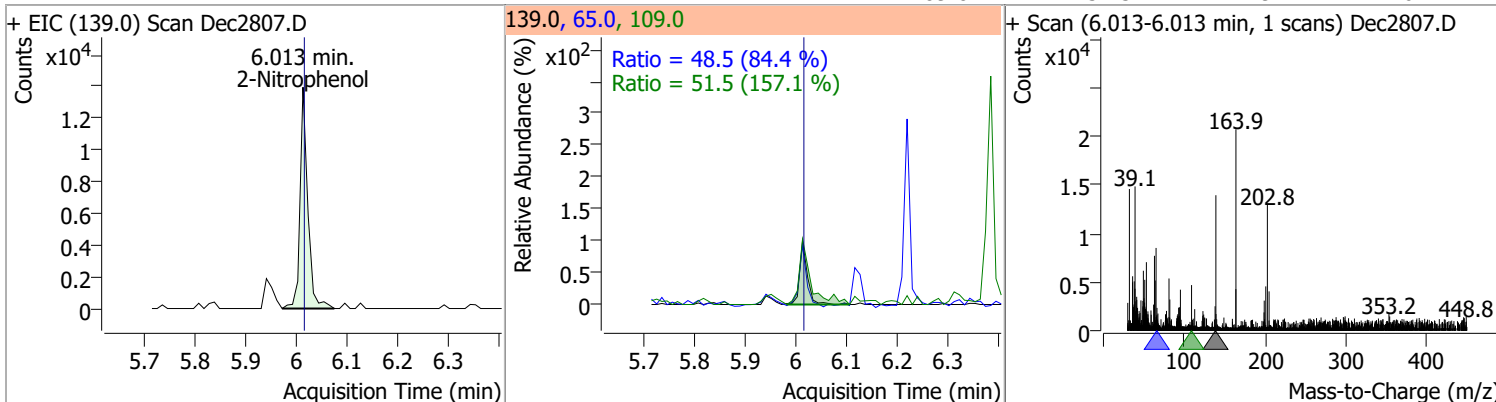
| Compound | Conc. | RT | Dev(Min) | Resp. | QIon | QRatio | Lower | Upper |
|--------------|---------|------|----------|-------|------|--------|-------|-------|
| Nitrobenzene | 10.0839 | 5.64 | 0.00 | 19708 | 77.0 | 190.1 | 148.0 | 274.8 |
| | | | | | 51.0 | 205.2 | 147.2 | 273.4 |



| Compound | Conc. | RT | Dev(Min) | Resp. | QIon | QRatio | Lower | Upper |
|------------|--------|------|----------|-------|-------|--------|-------|-------|
| Isophorone | 9.3932 | 5.94 | -0.01 | 91235 | 138.0 | 17.8 | 13.3 | 24.8 |

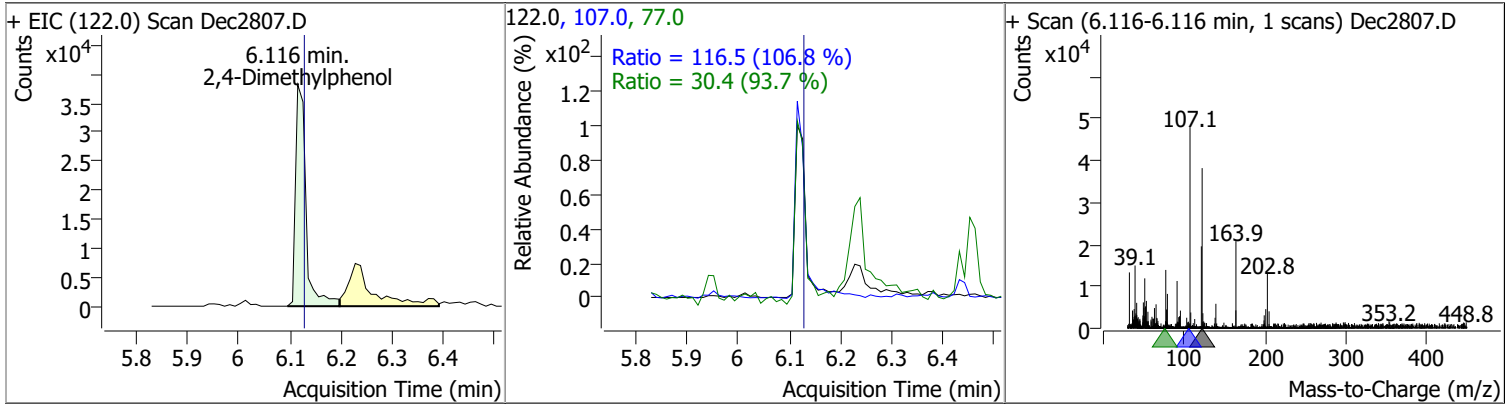


| Compound | Conc. | RT | Dev(Min) | Resp. | QIon | QRatio | Lower | Upper |
|---------------|--------|------|----------|-------|-------|--------|-------|-------|
| 2-Nitrophenol | 9.5317 | 6.01 | 0.00 | 14778 | 65.0 | 48.5 | 40.2 | 74.6 |
| | | | | | 109.0 | 51.5 | 22.9 | 42.6 |

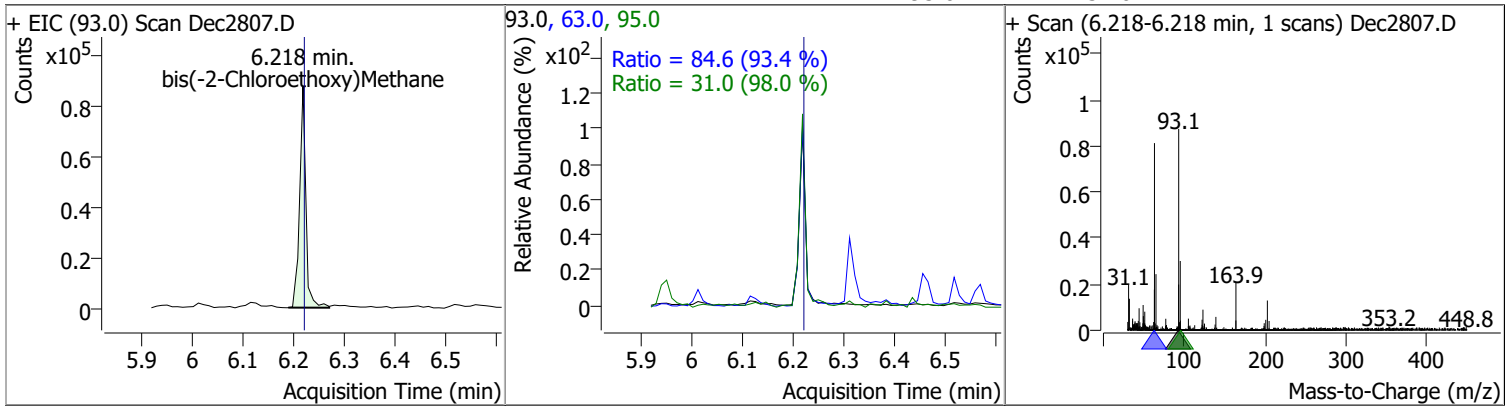


Quantitation Results Report (QT Reviewed)

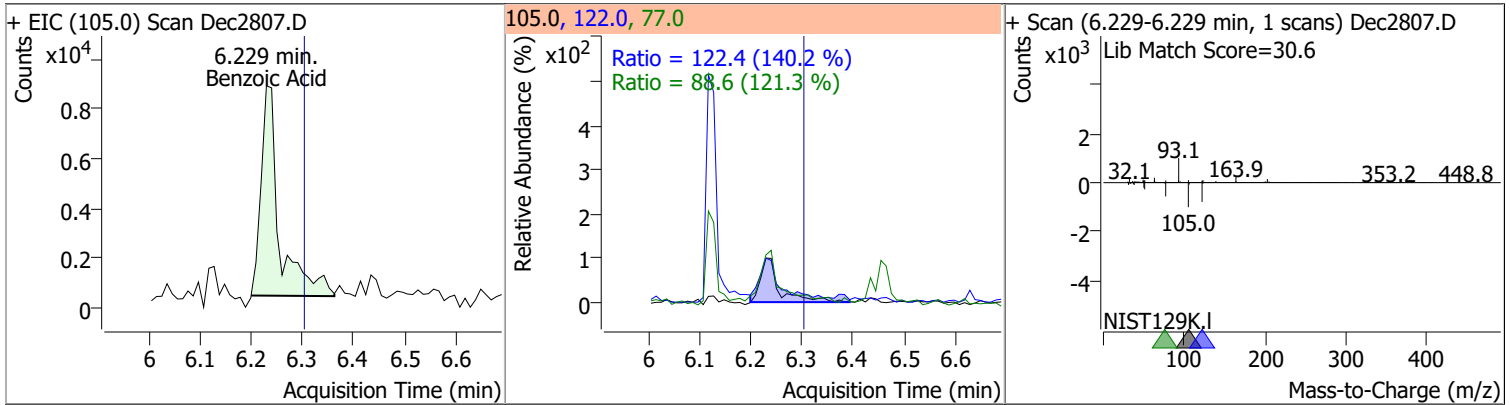
| Compound | Conc. | RT | Dev(Min) | Resp. | QIon | QRatio | Lower | Upper |
|--------------------|--------|------|----------|-------|-------|--------|-------|-------|
| 2,4-Dimethylphenol | 9.2121 | 6.12 | -0.01 | 54520 | 107.0 | 116.5 | 76.4 | 141.8 |
| | | | | | 77.0 | 30.4 | 22.7 | 42.1 |



| Compound | Conc. | RT | Dev(Min) | Resp. | QIon | QRatio | Lower | Upper |
|-----------------------------|--------|------|----------|-------|------|--------|-------|-------|
| bis(-2-Chloroethoxy)Methane | 9.6421 | 6.22 | 0.00 | 74011 | 63.0 | 84.6 | 63.5 | 117.9 |
| | | | | | 95.0 | 31.0 | 22.2 | 41.1 |

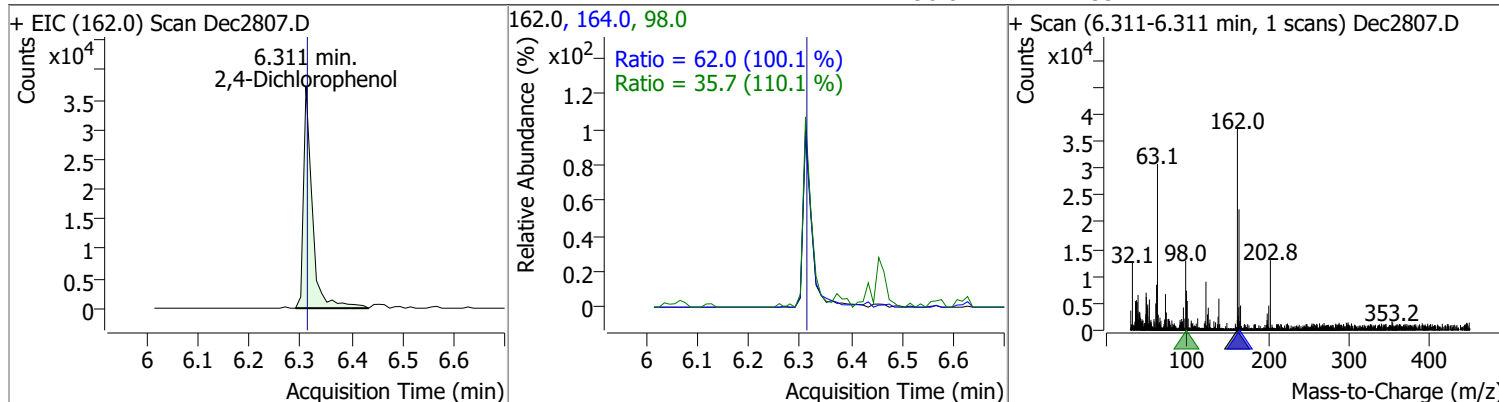


| Compound | Conc. | RT | Dev(Min) | Resp. | QIon | QRatio | Lower | Upper |
|--------------|--------|------|----------|-------|-------|--------|-------|-------|
| Benzoic Acid | 8.0096 | 6.23 | -0.07 | 20997 | 122.0 | 122.4 | 61.1 | 113.6 |
| | | | | | 77.0 | 88.6 | 51.2 | 95.0 |

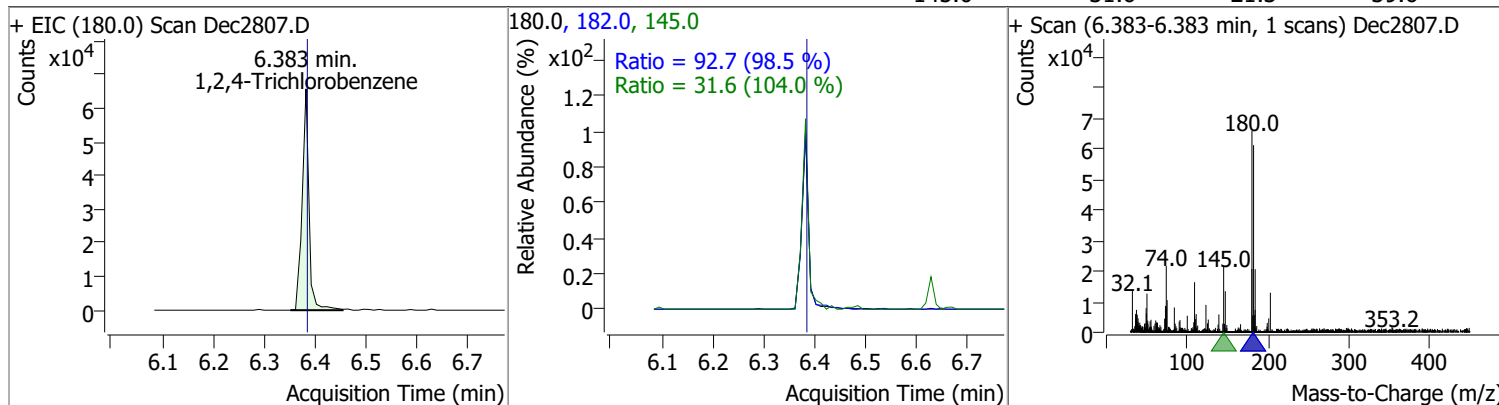


Quantitation Results Report (QT Reviewed)

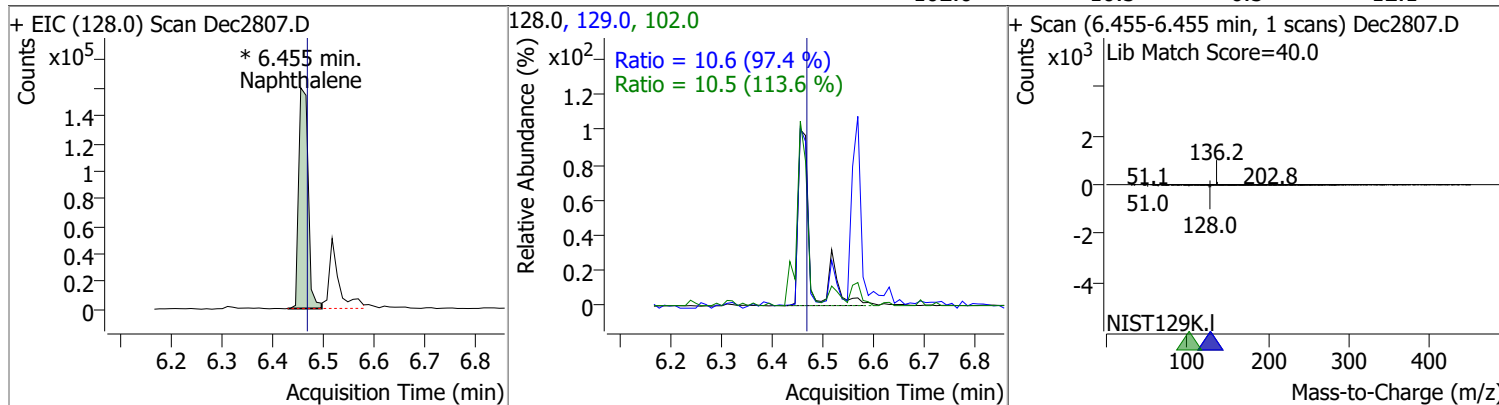
| Compound | Conc. | RT | Dev(Min) | Resp. | QIon | QRatio | Lower | Upper |
|--------------------|--------|------|----------|-------|-------|--------|-------|-------|
| 2,4-Dichlorophenol | 9.2955 | 6.31 | 0.00 | 44890 | 164.0 | 62.0 | 43.4 | 80.5 |
| | | | | | 98.0 | 35.7 | 22.7 | 42.1 |



| Compound | Conc. | RT | Dev(Min) | Resp. | QIon | QRatio | Lower | Upper |
|------------------------|--------|------|----------|-------|-------|--------|-------|-------|
| 1,2,4-Trichlorobenzene | 9.5079 | 6.38 | 0.00 | 61314 | 182.0 | 92.7 | 65.8 | 122.3 |
| | | | | | 145.0 | 31.6 | 21.3 | 39.6 |

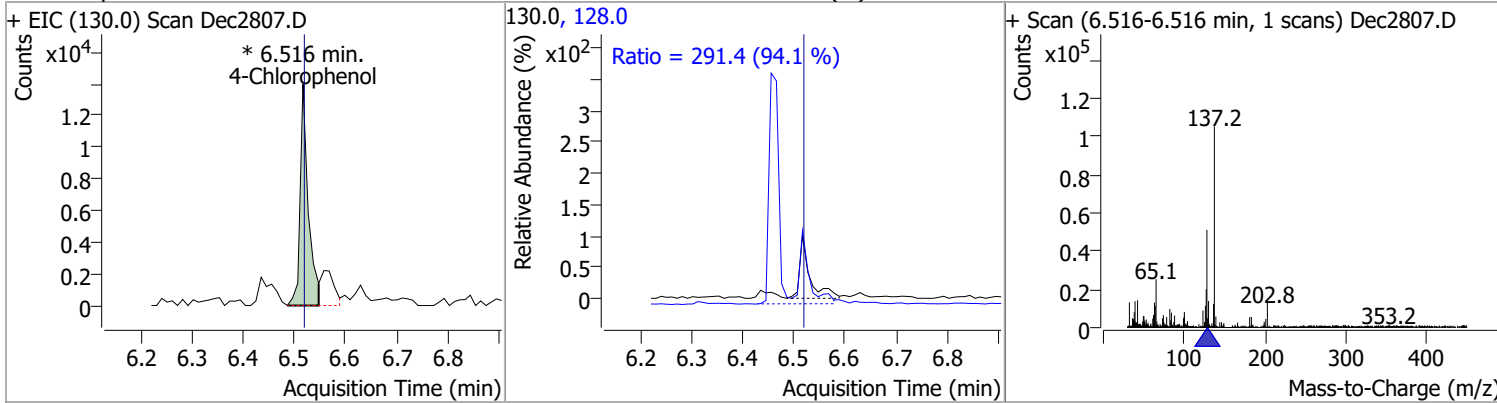


| Compound | Conc. | RT | Dev(Min) | Resp. | QIon | QRatio | Lower | Upper |
|-------------|--------|------|----------|------------|-------|--------|-------|-------|
| Naphthalene | 9.7758 | 6.45 | -0.01 | 207443 (m) | 129.0 | 10.6 | 7.7 | 14.2 |
| | | | | | 102.0 | 10.5 | 6.5 | 12.1 |

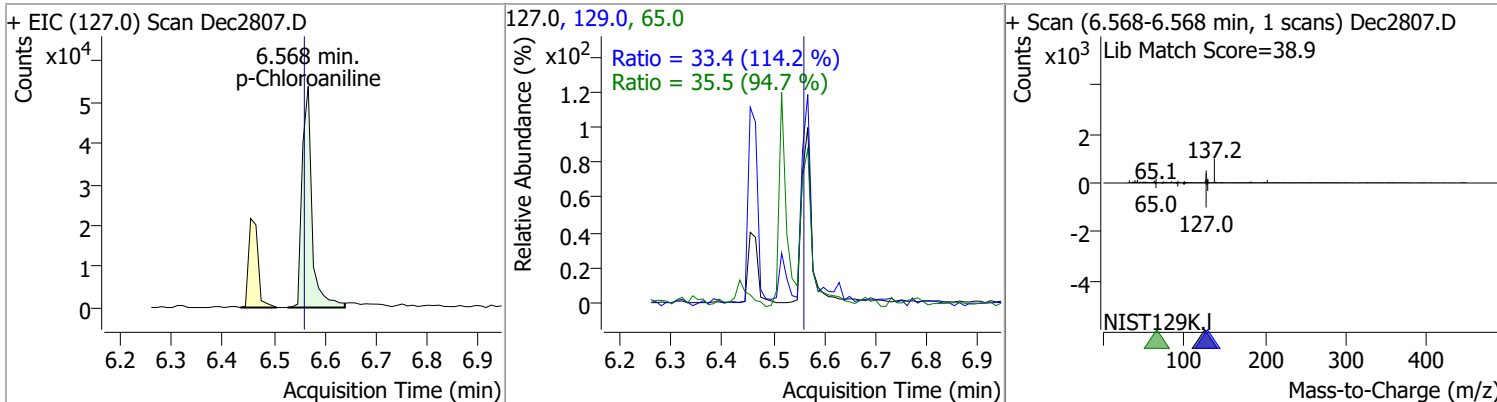


Quantitation Results Report (QT Reviewed)

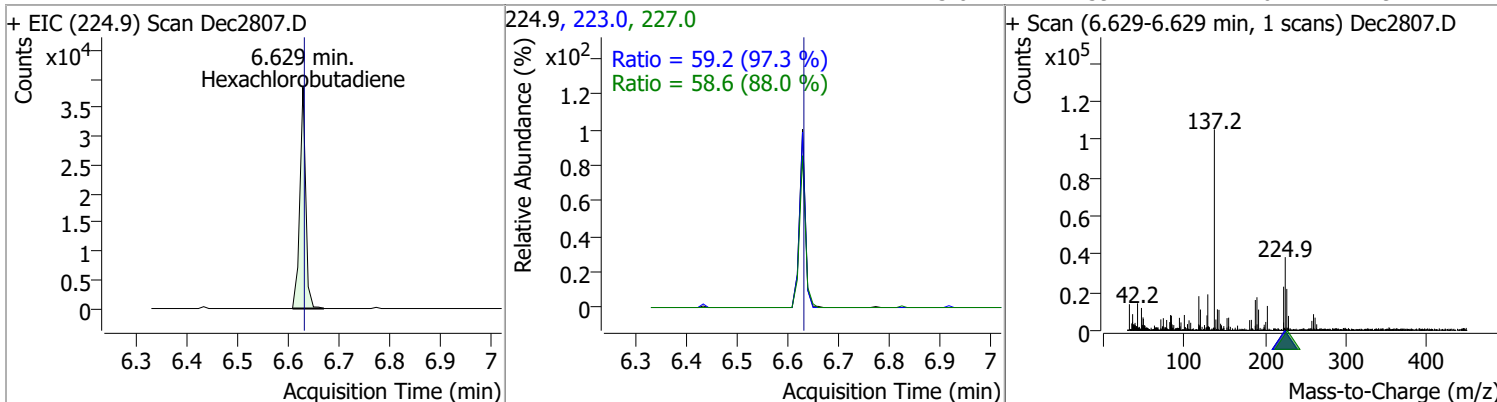
| Compound | Conc. | RT | Dev(Min) | Resp. | QIon | QRatio | Lower | Upper |
|----------------|--------|------|----------|-----------|-------|--------|-------|-------|
| 4-Chlorophenol | 8.0284 | 6.52 | 0.00 | 15416 (m) | 128.0 | 291.4 | 216.8 | 402.6 |



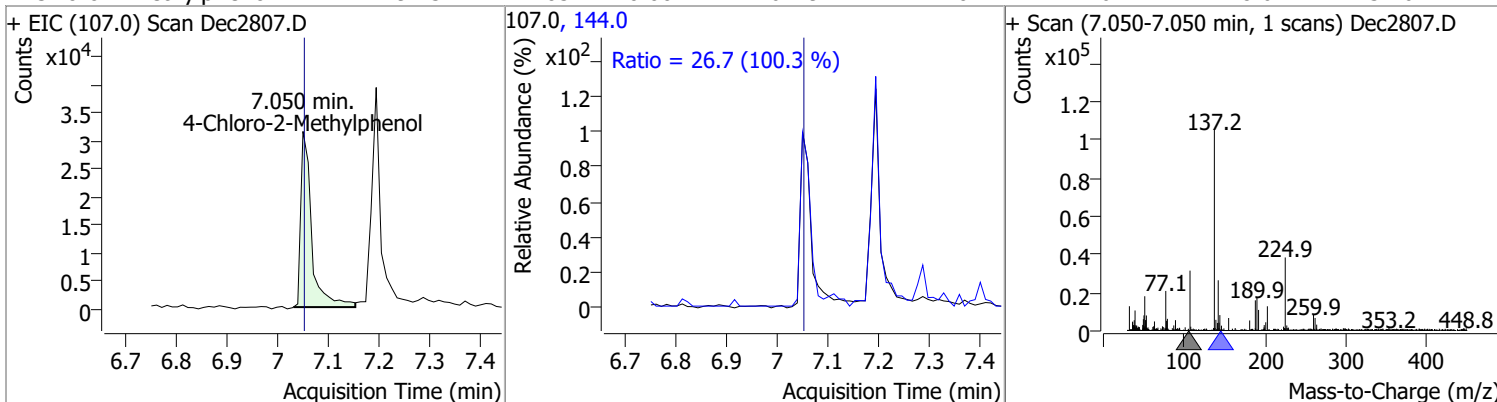
| Compound | Conc. | RT | Dev(Min) | Resp. | QIon | QRatio | Lower | Upper |
|-----------------|--------|------|----------|-------|-------|--------|-------|-------|
| p-Chloroaniline | 9.5909 | 6.57 | 0.01 | 72756 | 65.0 | 35.5 | 26.3 | 48.8 |
| | | | | | 129.0 | 33.4 | 20.5 | 38.0 |



| Compound | Conc. | RT | Dev(Min) | Resp. | QIon | QRatio | Lower | Upper |
|---------------------|--------|------|----------|-------|-------|--------|-------|-------|
| Hexachlorobutadiene | 9.3166 | 6.63 | 0.00 | 30818 | 227.0 | 58.6 | 46.6 | 86.6 |
| | | | | | 223.0 | 59.2 | 42.6 | 79.1 |

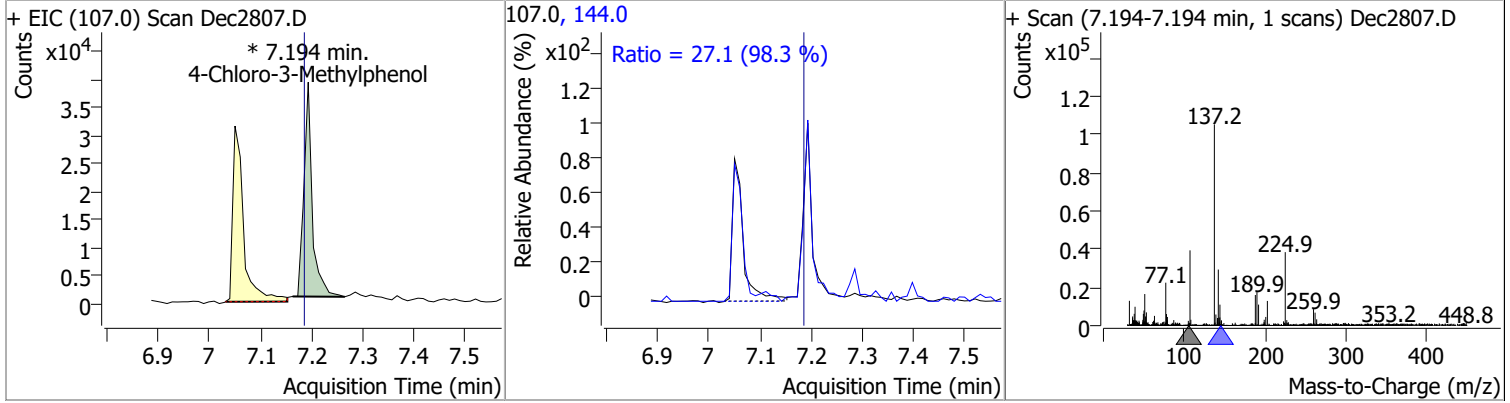


| Compound | Conc. | RT | Dev(Min) | Resp. | QIon | QRatio | Lower | Upper |
|-------------------------|--------|------|----------|-------|-------|--------|-------|-------|
| 4-Chloro-2-Methylphenol | 9.4342 | 7.05 | 0.00 | 46719 | 144.0 | 26.7 | 18.6 | 34.6 |

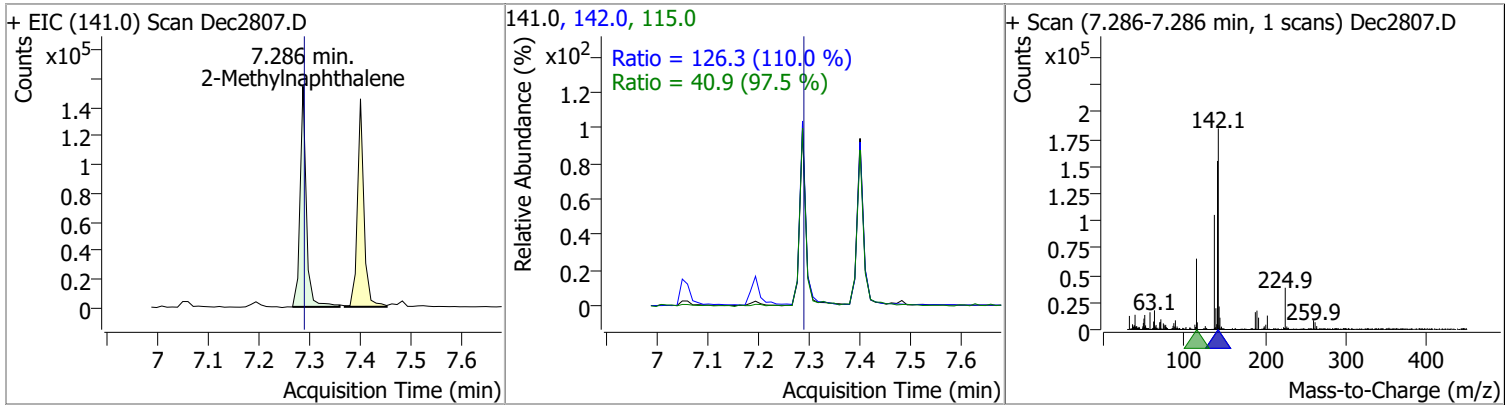


Quantitation Results Report (QT Reviewed)

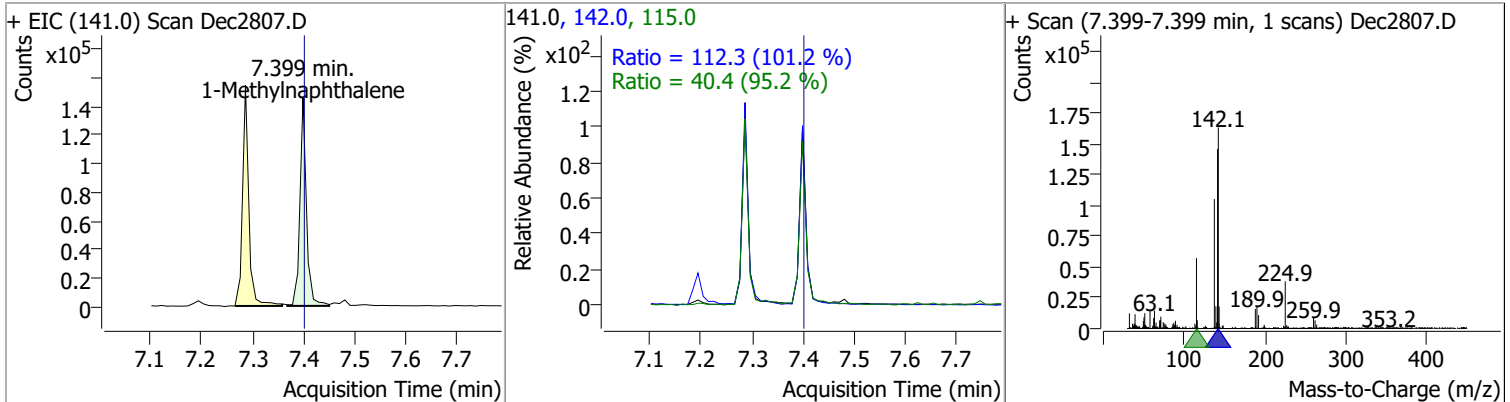
| Compound | Conc. | RT | Dev(Min) | Resp. | QIon | QRatio | Lower | Upper |
|-------------------------|--------|------|----------|-----------|-------|--------|-------|-------|
| 4-Chloro-3-Methylphenol | 8.8986 | 7.19 | 0.01 | 43792 (m) | 144.0 | 27.1 | 19.3 | 35.9 |



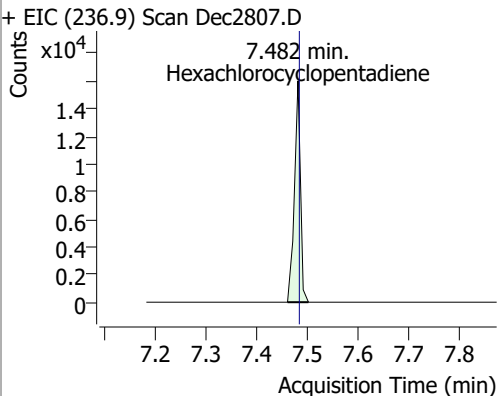
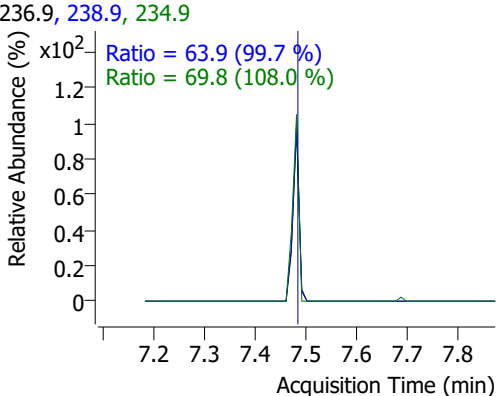
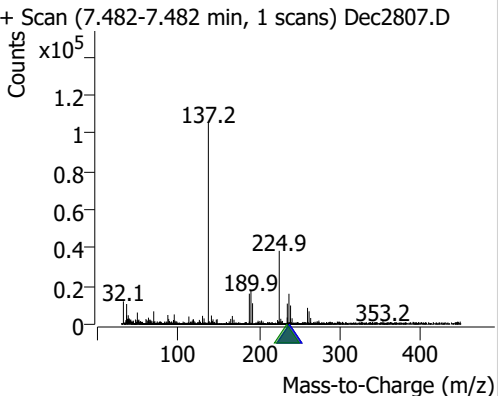
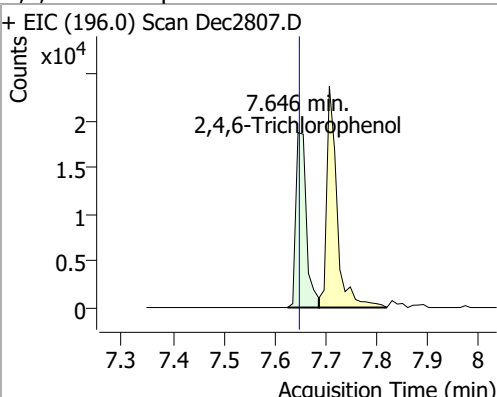
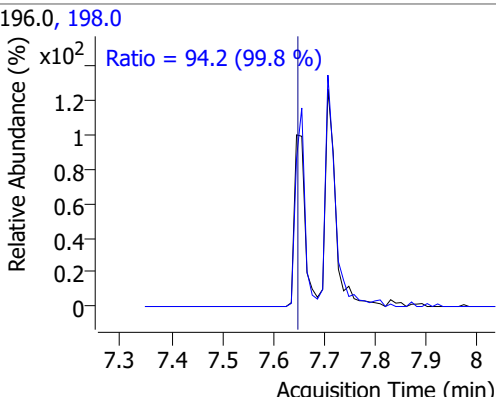
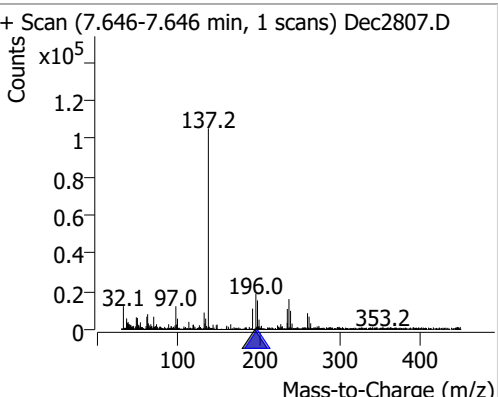
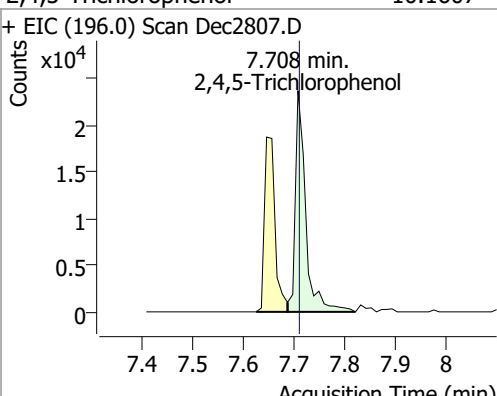
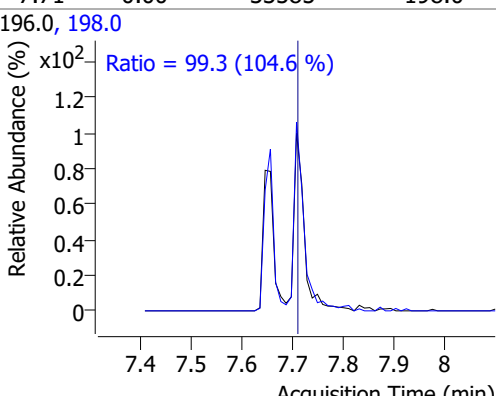
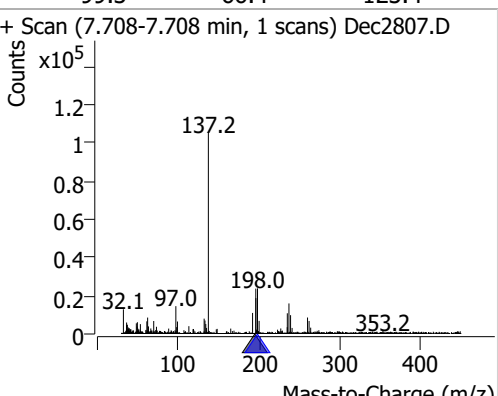
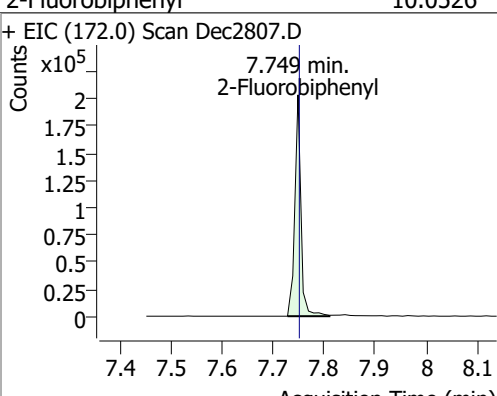
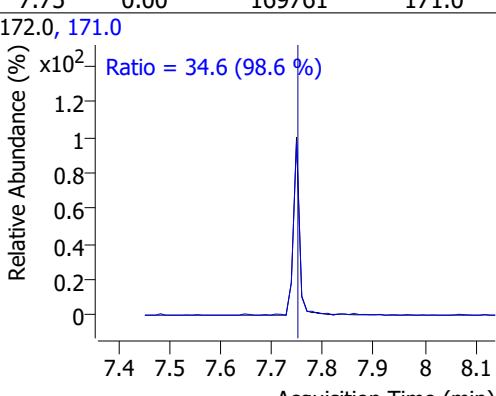
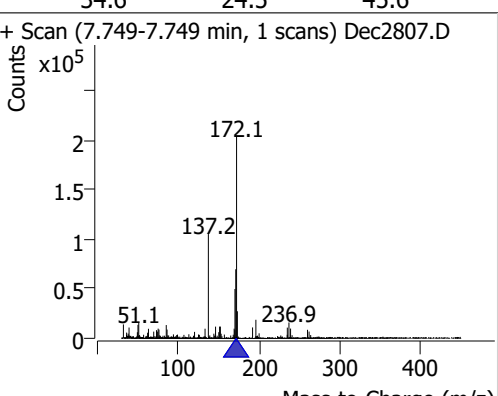
| Compound | Conc. | RT | Dev(Min) | Resp. | QIon | QRatio | Lower | Upper |
|---------------------|--------|------|----------|--------|-------|--------|-------|-------|
| 2-Methylnaphthalene | 9.4840 | 7.29 | 0.00 | 125750 | 142.0 | 126.3 | 80.4 | 149.3 |
| | | | | | 115.0 | 40.9 | 29.4 | 54.6 |



| Compound | Conc. | RT | Dev(Min) | Resp. | QIon | QRatio | Lower | Upper |
|---------------------|--------|------|----------|--------|-------|--------|-------|-------|
| 1-Methylnaphthalene | 9.5755 | 7.40 | 0.00 | 129730 | 142.0 | 112.3 | 77.7 | 144.2 |
| | | | | | 115.0 | 40.4 | 29.7 | 55.2 |

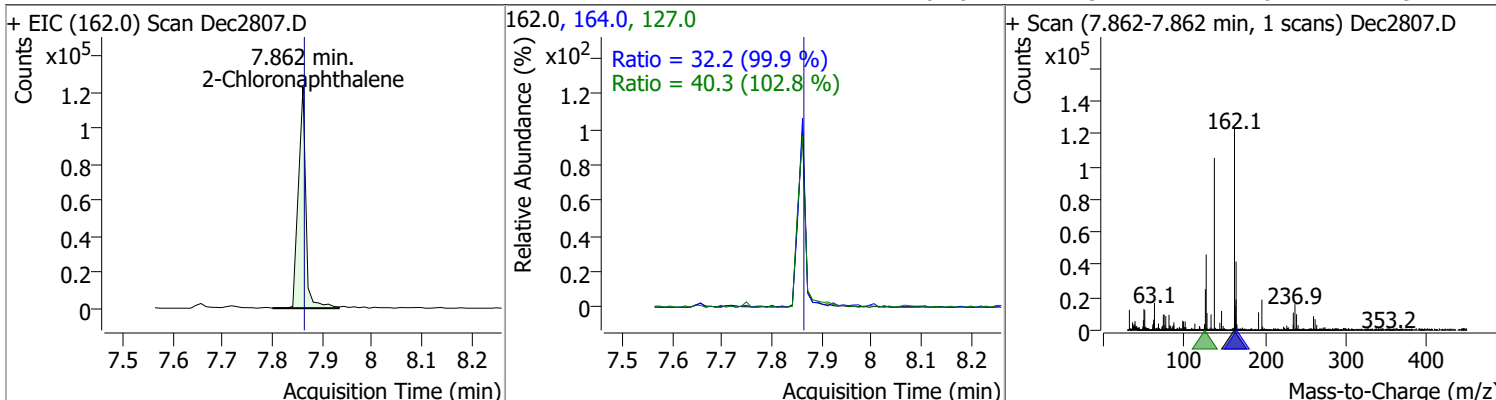


Quantitation Results Report (QT Reviewed)

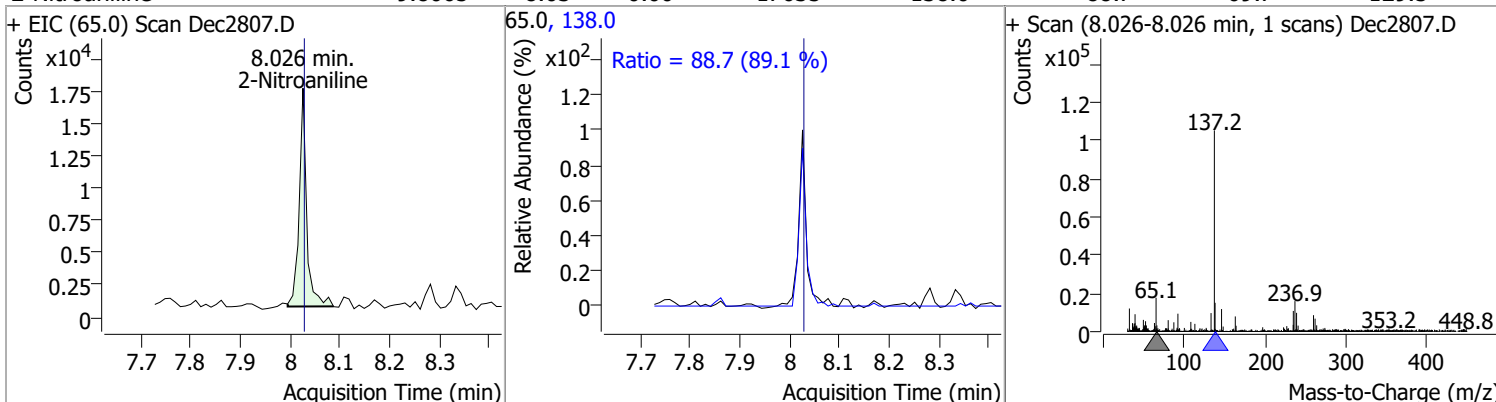
| Compound | Conc. | RT | Dev(Min) | Resp. | QIon | QRatio | Lower | Upper |
|--|--|---|---------------------|--------|----------------|---|--------------|--------------|
| Hexachlorocyclopentadiene | 9.5883 | 7.48 | 0.00 | 13155 | 234.9 238.9 | 69.8 63.9 | 45.3 44.9 | 84.1 83.3 |
| + EIC (236.9) Scan Dec2807.D | | | 236.9, 238.9, 234.9 | | | + Scan (7.482-7.482 min, 1 scans) Dec2807.D | | |
|  |  |  | | | | | | |
| 2,4,6-Trichlorophenol | 9.5718 | 7.65 | 0.00 | 27088 | 198.0 | 94.2 | 66.1 | 122.7 |
| + EIC (196.0) Scan Dec2807.D | | | 196.0, 198.0 | | | + Scan (7.646-7.646 min, 1 scans) Dec2807.D | | |
|  |  |  | | | | | | |
| 2,4,5-Trichlorophenol | 10.1607 | 7.71 | 0.00 | 33585 | 198.0 | 99.3 | 66.4 | 123.4 |
| + EIC (196.0) Scan Dec2807.D | | | 196.0, 198.0 | | | + Scan (7.708-7.708 min, 1 scans) Dec2807.D | | |
|  |  |  | | | | | | |
| 2-Fluorobiphenyl | 10.0526 | 7.75 | 0.00 | 169761 | 171.0 | 34.6 | 24.5 | 45.6 |
| + EIC (172.0) Scan Dec2807.D | | | 172.0, 171.0 | | | + Scan (7.749-7.749 min, 1 scans) Dec2807.D | | |
|  |  |  | | | | | | |

Quantitation Results Report (QT Reviewed)

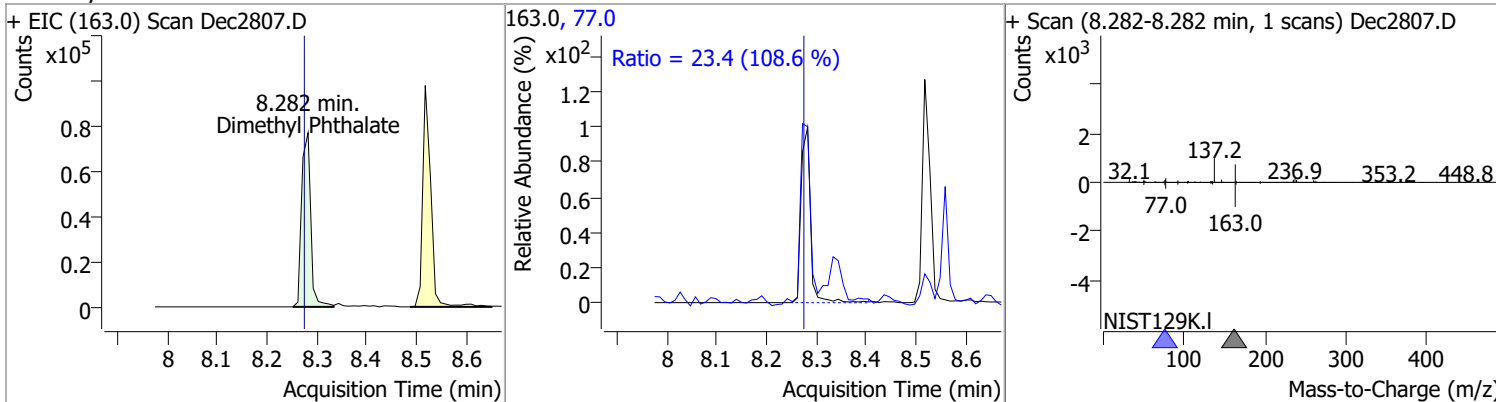
| Compound | Conc. | RT | Dev(Min) | Resp. | QIon | QRatio | Lower | Upper |
|---------------------|---------|------|----------|--------|-------|--------|-------|-------|
| 2-Chloronaphthalene | 10.0828 | 7.86 | 0.00 | 129340 | 127.0 | 40.3 | 27.4 | 50.9 |
| | | | | | 164.0 | 32.2 | 22.6 | 41.9 |



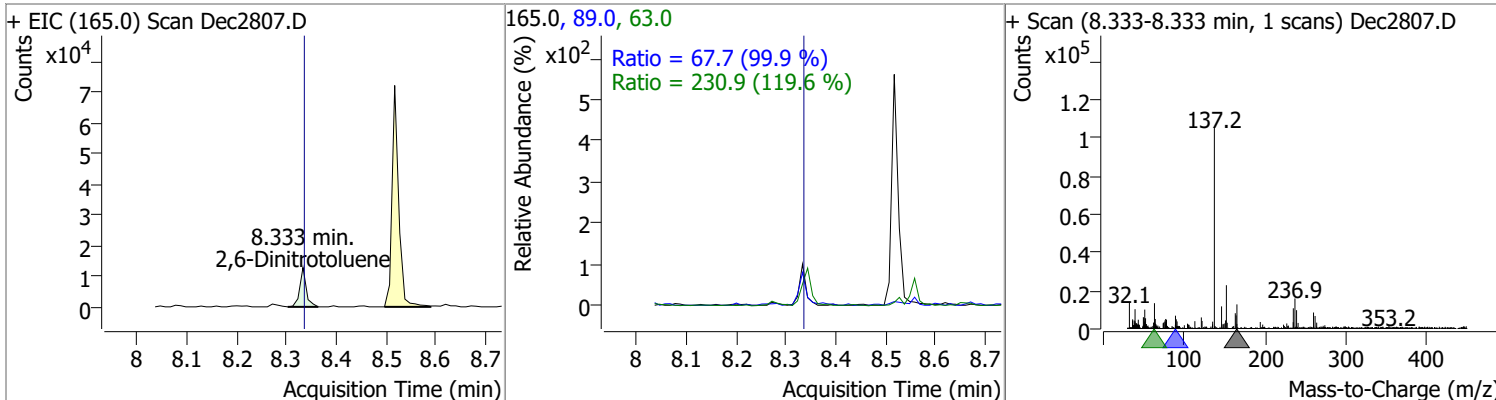
| Compound | Conc. | RT | Dev(Min) | Resp. | QIon | QRatio | Lower | Upper |
|----------------|--------|------|----------|-------|-------|--------|-------|-------|
| 2-Nitroaniline | 9.8065 | 8.03 | 0.00 | 17635 | 138.0 | 88.7 | 69.7 | 129.5 |



| Compound | Conc. | RT | Dev(Min) | Resp. | QIon | QRatio | Lower | Upper |
|--------------------|--------|------|----------|-------|------|--------|-------|-------|
| Dimethyl Phthalate | 9.6106 | 8.28 | 0.01 | 98315 | 77.0 | 23.4 | 15.1 | 28.0 |

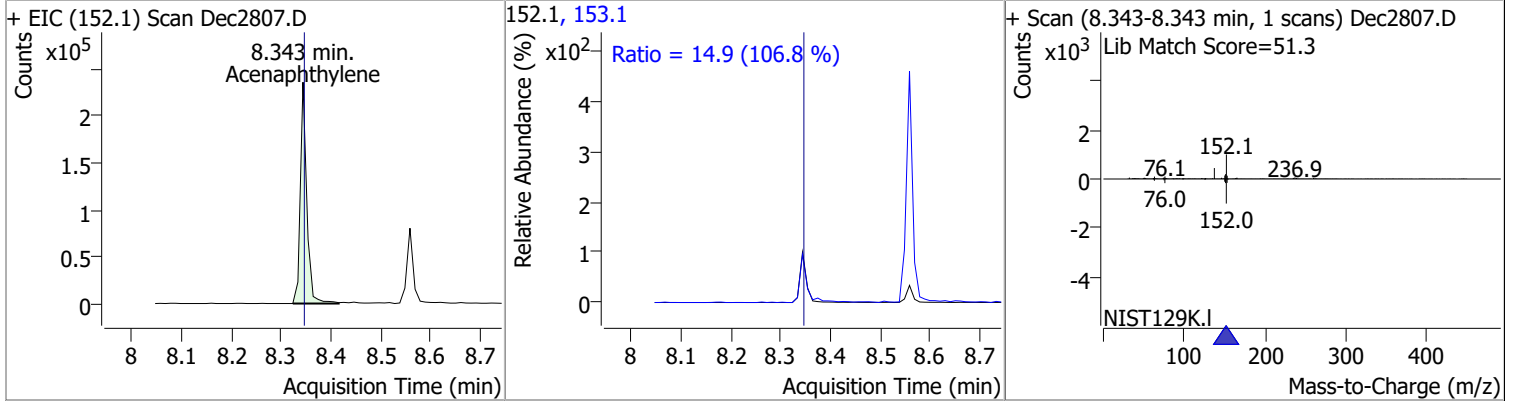


| Compound | Conc. | RT | Dev(Min) | Resp. | QIon | QRatio | Lower | Upper |
|--------------------|--------|------|----------|-------|------|--------|-------|-------|
| 2,6-Dinitrotoluene | 9.5070 | 8.33 | 0.00 | 11734 | 63.0 | 230.9 | 135.1 | 250.9 |
| | | | | | 89.0 | 67.7 | 47.4 | 88.1 |

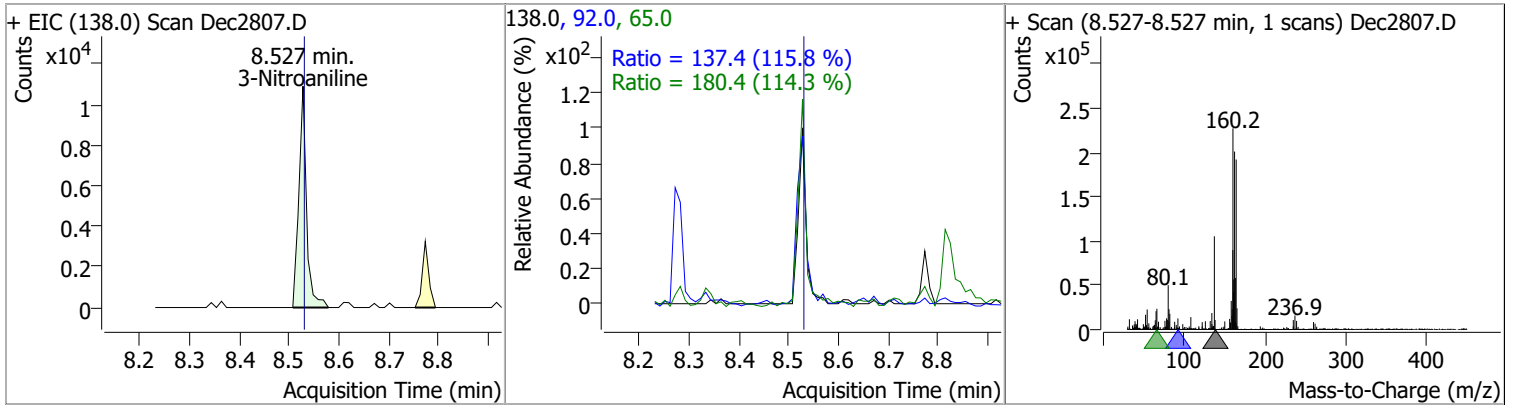


Quantitation Results Report (QT Reviewed)

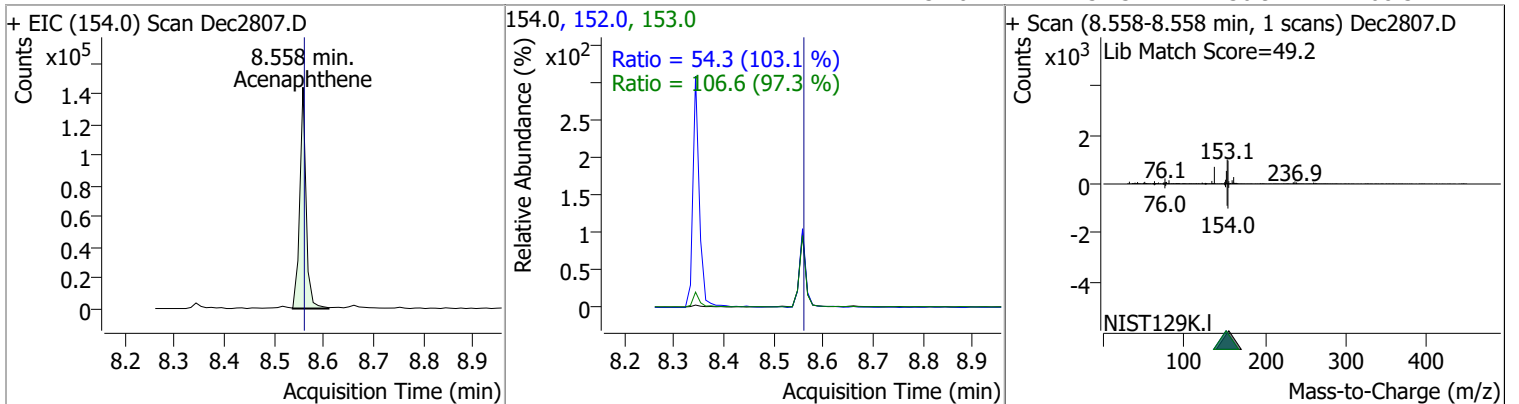
| Compound | Conc. | RT | Dev(Min) | Resp. | QIon | QRatio | Lower | Upper |
|----------------|---------|------|----------|--------|-------|--------|-------|-------|
| Acenaphthylene | 10.7233 | 8.34 | 0.00 | 212537 | 153.1 | 14.9 | 9.8 | 18.1 |



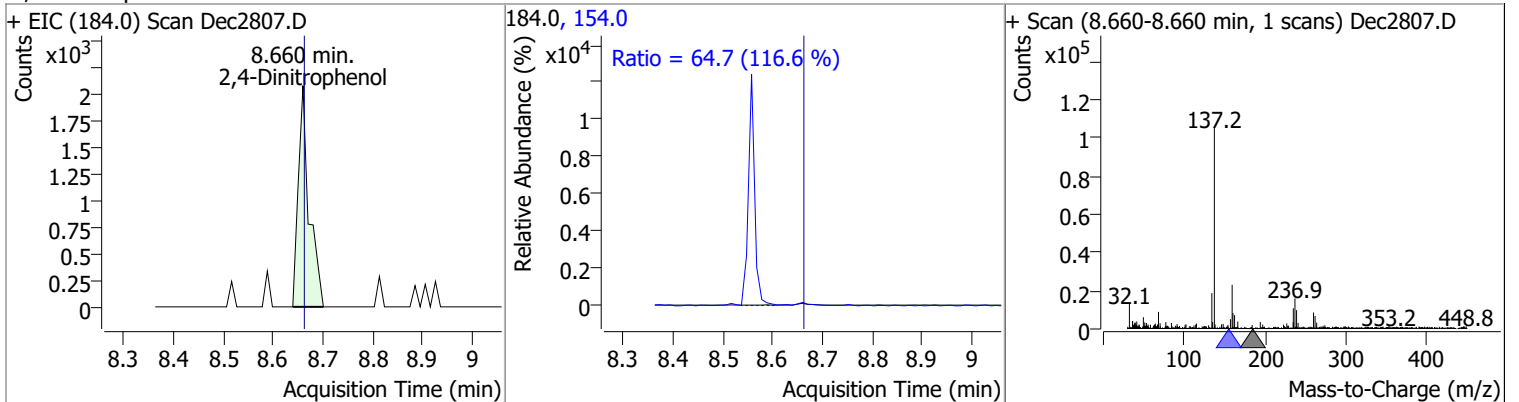
| Compound | Conc. | RT | Dev(Min) | Resp. | QIon | QRatio | Lower | Upper |
|----------------|--------|------|----------|-------|------|--------|-------|-------|
| 3-Nitroaniline | 9.0998 | 8.53 | 0.00 | 11734 | 65.0 | 180.4 | 110.4 | 205.1 |



| Compound | Conc. | RT | Dev(Min) | Resp. | QIon | QRatio | Lower | Upper |
|--------------|---------|------|----------|--------|-------|--------|-------|-------|
| Acenaphthene | 10.1839 | 8.56 | 0.00 | 127284 | 153.0 | 106.6 | 76.7 | 142.4 |

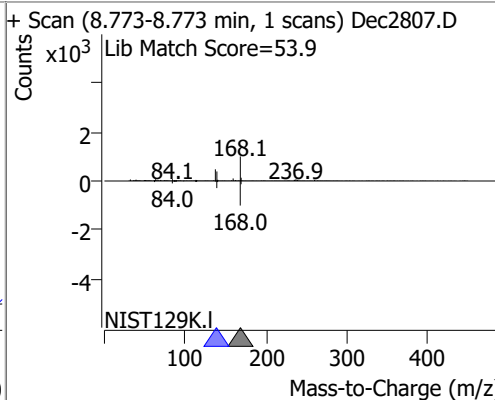
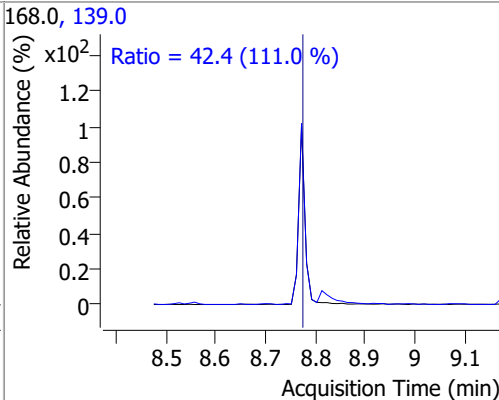
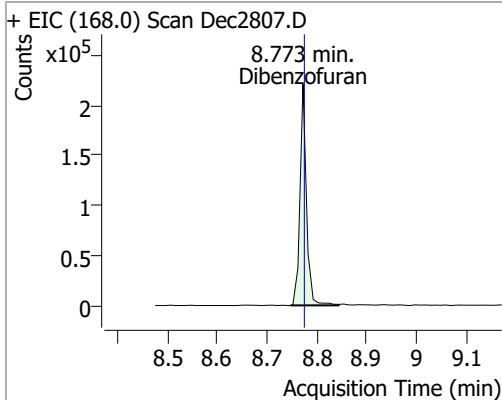


| Compound | Conc. | RT | Dev(Min) | Resp. | QIon | QRatio | Lower | Upper |
|-------------------|---------|------|----------|-------|-------|--------|-------|-------|
| 2,4-Dinitrophenol | 10.2175 | 8.66 | 0.00 | 3150 | 154.0 | 64.7 | 38.9 | 72.2 |

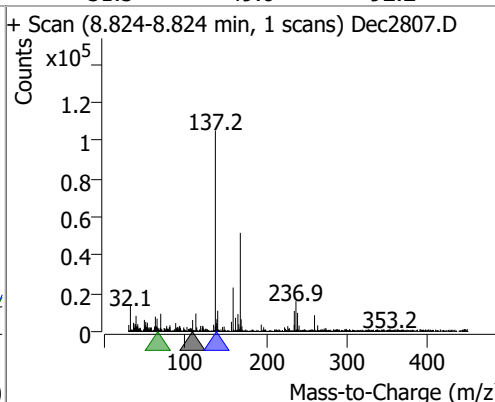
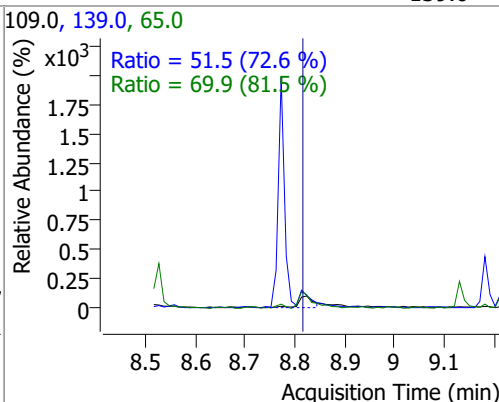
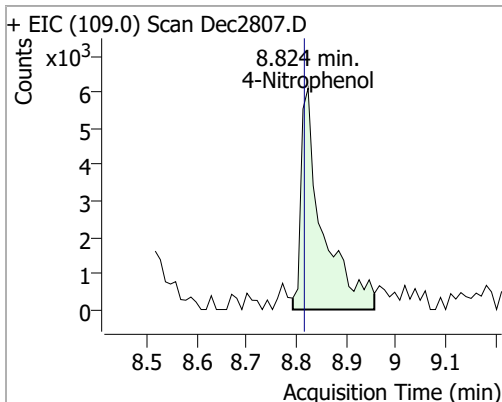


Quantitation Results Report (QT Reviewed)

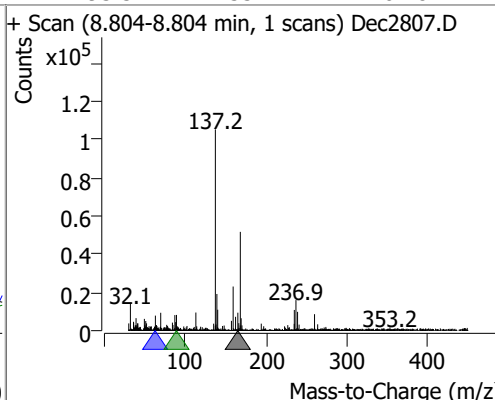
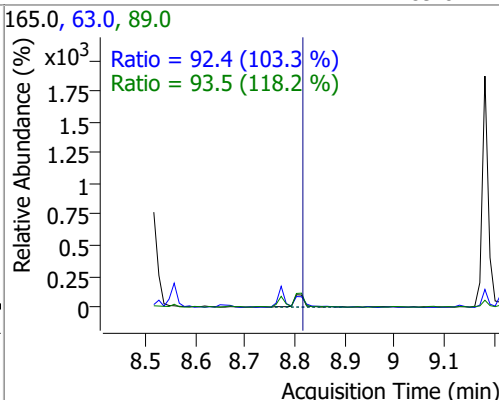
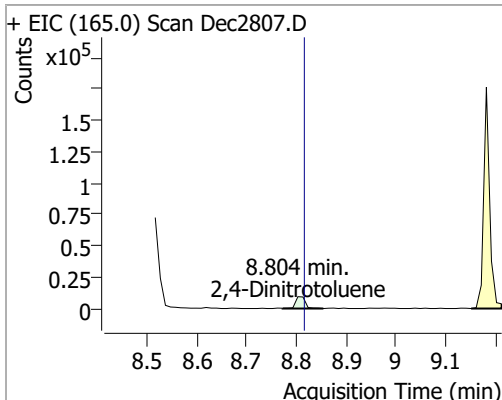
| Compound | Conc. | RT | Dev(Min) | Resp. | QIon | QRatio | Lower | Upper |
|--------------|---------|------|----------|--------|-------|--------|-------|-------|
| Dibenzofuran | 10.3272 | 8.77 | 0.00 | 199426 | 139.0 | 42.4 | 26.8 | 49.7 |



| Compound | Conc. | RT | Dev(Min) | Resp. | QIon | QRatio | Lower | Upper |
|---------------|---------|------|----------|-------|-------|--------|-------|-------|
| 4-Nitrophenol | 10.0467 | 8.82 | 0.01 | 18343 | 65.0 | 69.9 | 60.1 | 111.5 |
| | | | | | 139.0 | 51.5 | 49.6 | 92.2 |

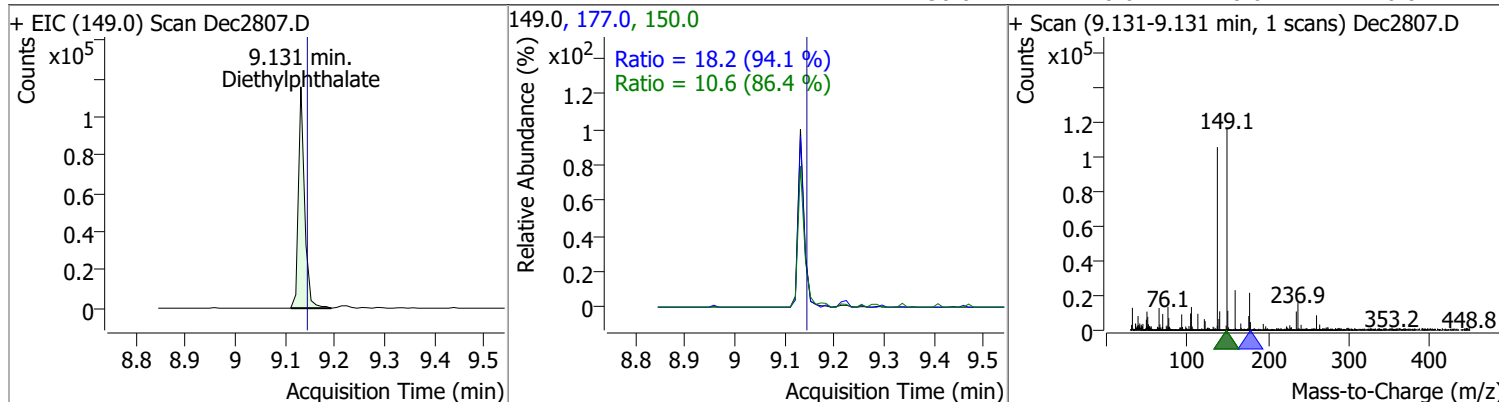


| Compound | Conc. | RT | Dev(Min) | Resp. | QIon | QRatio | Lower | Upper |
|--------------------|--------|------|----------|-------|------|--------|-------|-------|
| 2,4-Dinitrotoluene | 9.4560 | 8.80 | -0.01 | 12927 | 63.0 | 92.4 | 62.6 | 116.2 |
| | | | | | 89.0 | 93.5 | 55.4 | 102.8 |

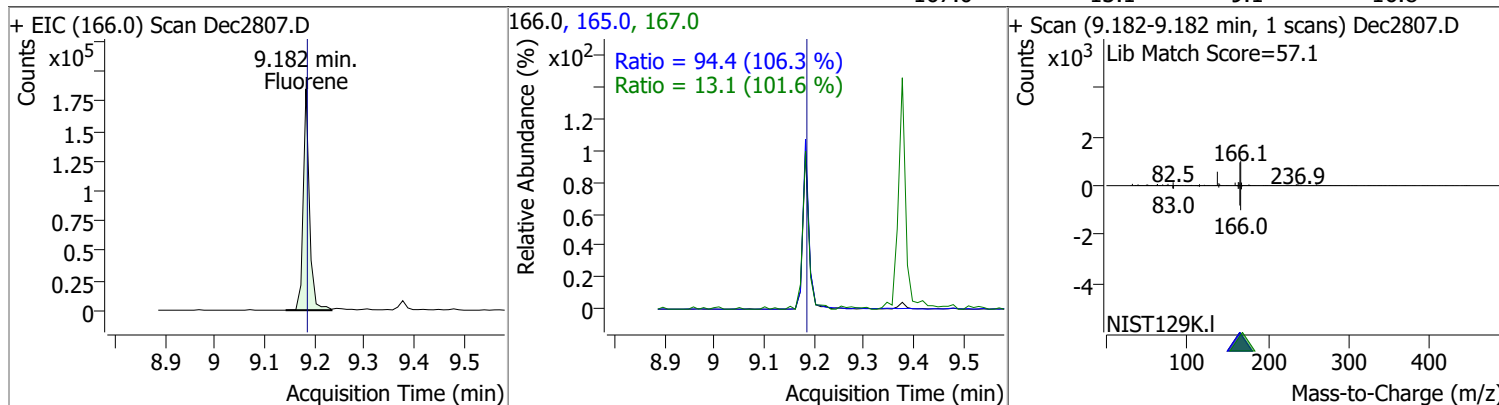


Quantitation Results Report (QT Reviewed)

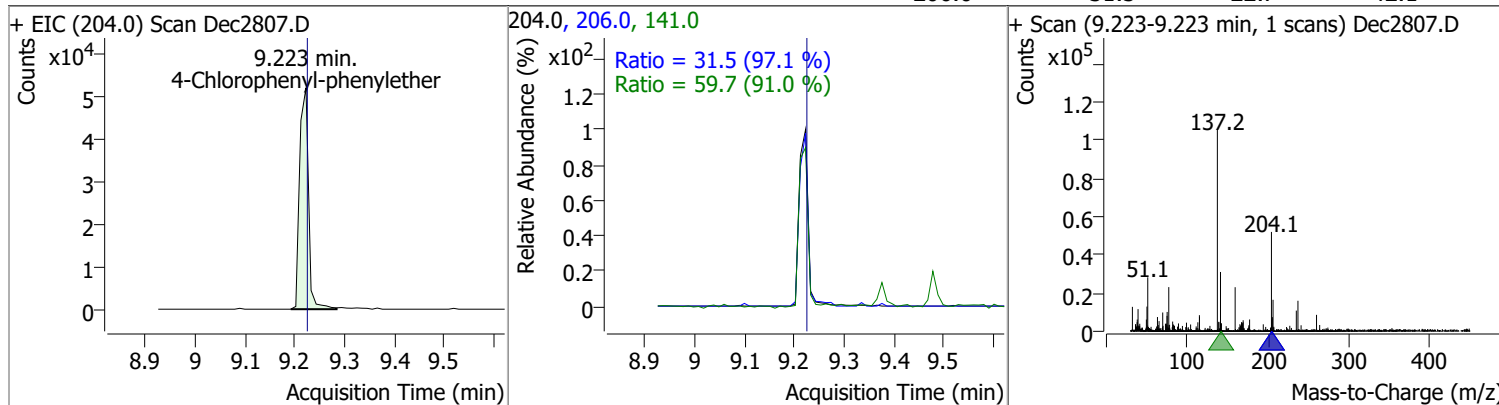
| Compound | Conc. | RT | Dev(Min) | Resp. | QIon | QRatio | Lower | Upper |
|------------------|--------|------|----------|--------|-------|--------|-------|-------|
| Diethylphthalate | 9.4380 | 9.13 | -0.01 | 100238 | 177.0 | 18.2 | 13.6 | 25.2 |
| | | | | | 150.0 | 10.6 | 8.6 | 16.0 |



| Compound | Conc. | RT | Dev(Min) | Resp. | QIon | QRatio | Lower | Upper |
|----------|---------|------|----------|--------|-------|--------|-------|-------|
| Fluorene | 10.3865 | 9.18 | 0.00 | 159955 | 165.0 | 94.4 | 62.2 | 115.4 |
| | | | | | 167.0 | 13.1 | 9.1 | 16.8 |

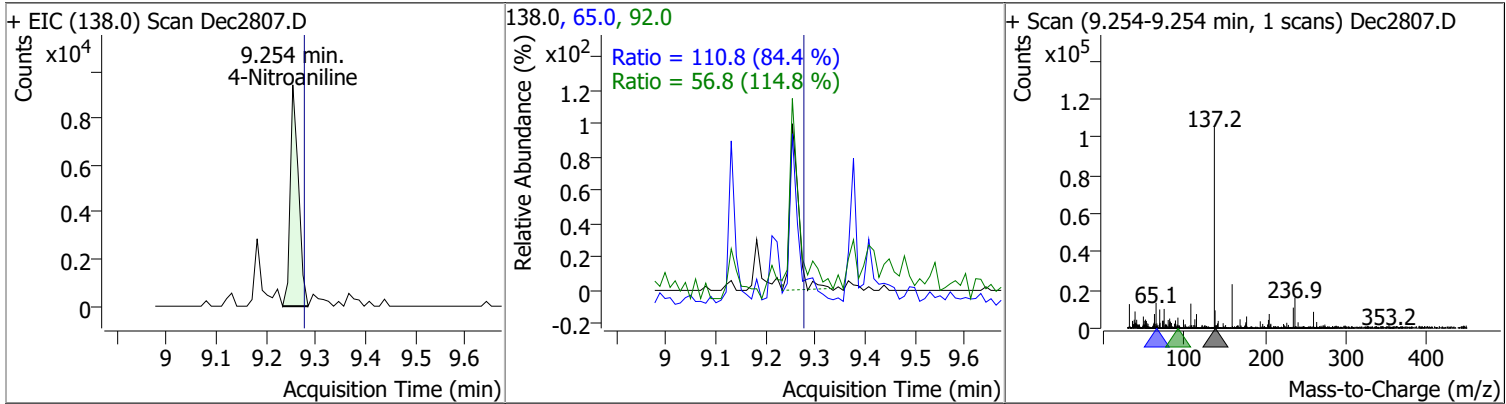


| Compound | Conc. | RT | Dev(Min) | Resp. | QIon | QRatio | Lower | Upper |
|----------------------------|---------|------|----------|-------|-------|--------|-------|-------|
| 4-Chlorophenyl-phenylether | 10.7528 | 9.22 | 0.00 | 64533 | 141.0 | 59.7 | 46.0 | 85.3 |
| | | | | | 206.0 | 31.5 | 22.7 | 42.1 |

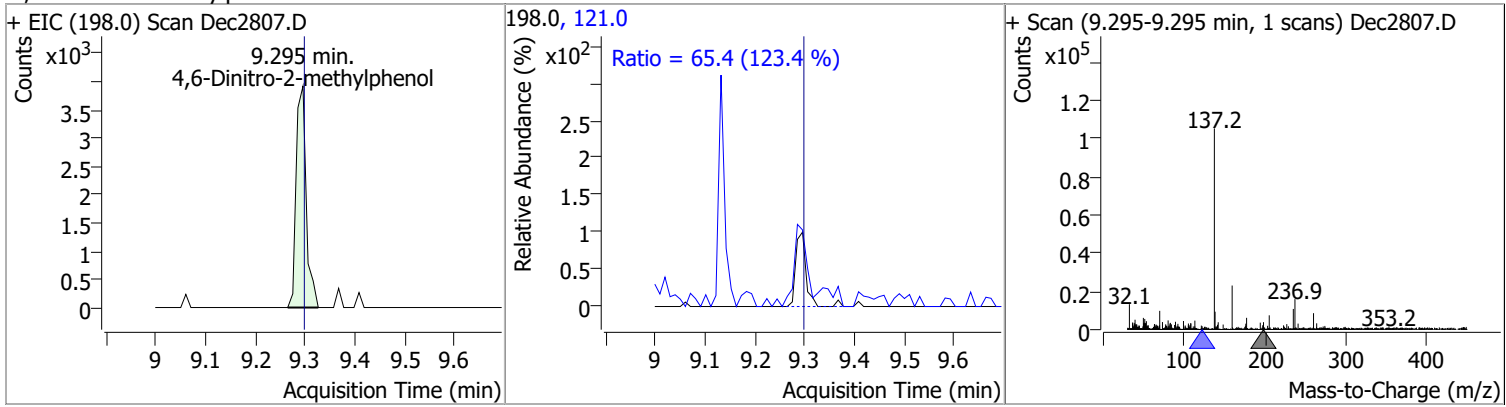


Quantitation Results Report (QT Reviewed)

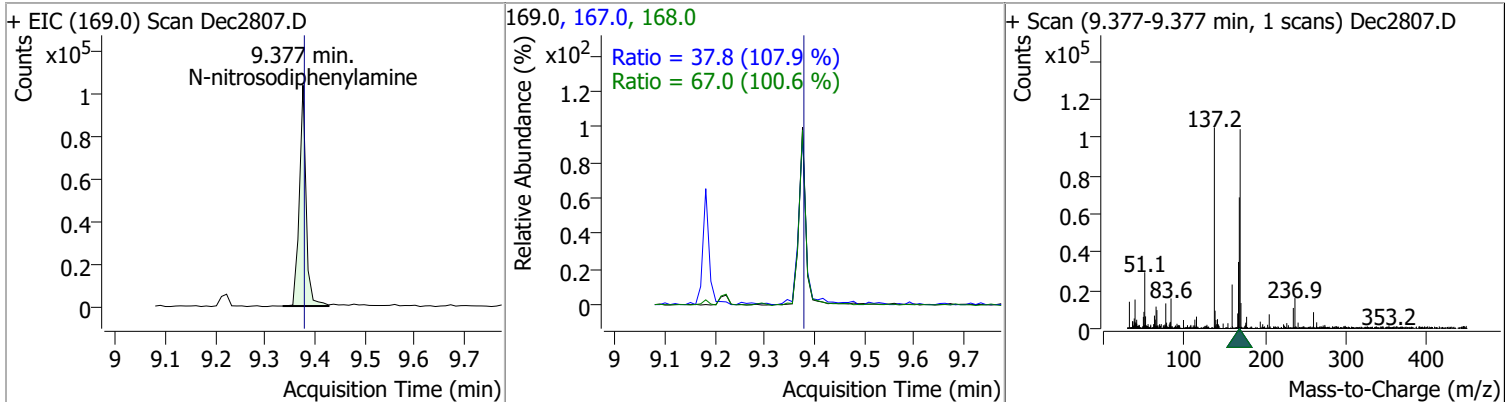
| Compound | Conc. | RT | Dev(Min) | Resp. | QIon | QRatio | Lower | Upper |
|----------------|--------|------|----------|-------|------|--------|-------|-------|
| 4-Nitroaniline | 8.3034 | 9.25 | -0.02 | 10804 | 65.0 | 110.8 | 91.9 | 170.7 |
| | | | | | 92.0 | 56.8 | 34.6 | 64.3 |



| Compound | Conc. | RT | Dev(Min) | Resp. | QIon | QRatio | Lower | Upper |
|----------------------------|--------|------|----------|-------|-------|--------|-------|-------|
| 4,6-Dinitro-2-methylphenol | 8.9490 | 9.29 | 0.00 | 5494 | 121.0 | 65.4 | 37.1 | 68.8 |

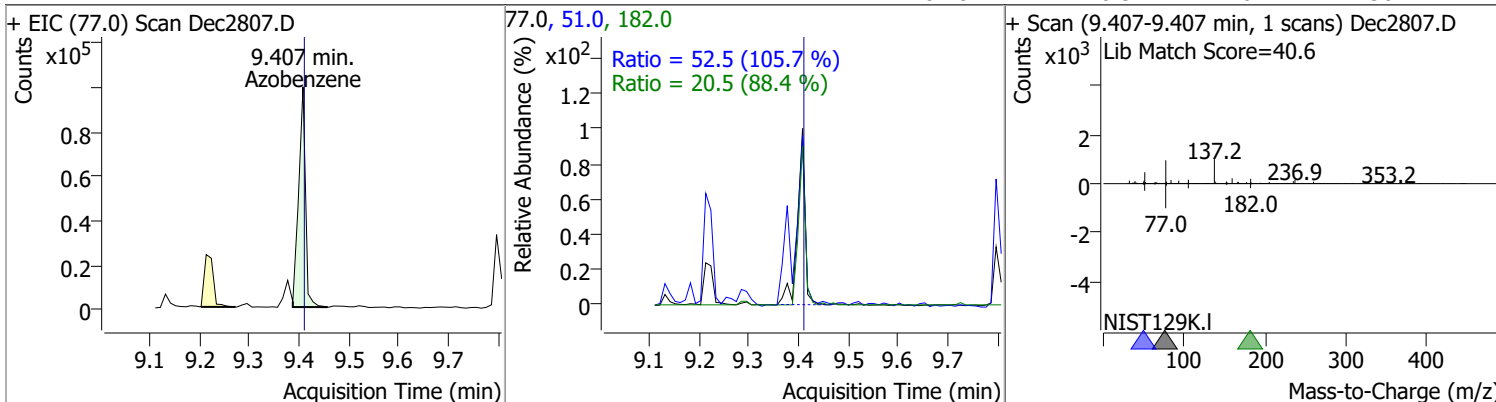


| Compound | Conc. | RT | Dev(Min) | Resp. | QIon | QRatio | Lower | Upper |
|------------------------|---------|------|----------|-------|-------|--------|-------|-------|
| N-nitrosodiphenylamine | 10.2335 | 9.38 | 0.00 | 98049 | 168.0 | 67.0 | 46.6 | 86.6 |
| | | | | | 167.0 | 37.8 | 24.5 | 45.5 |

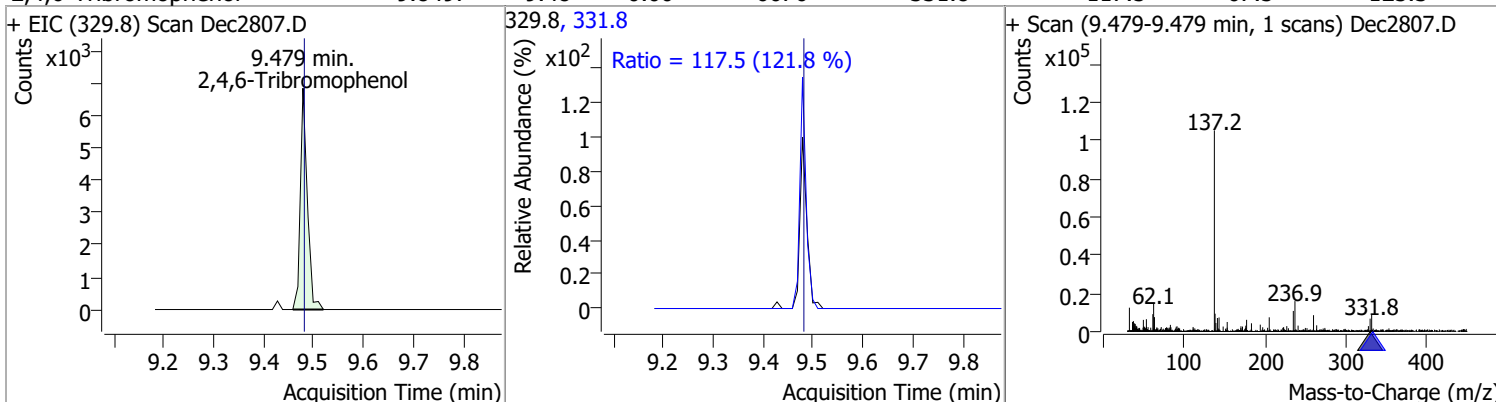


Quantitation Results Report (QT Reviewed)

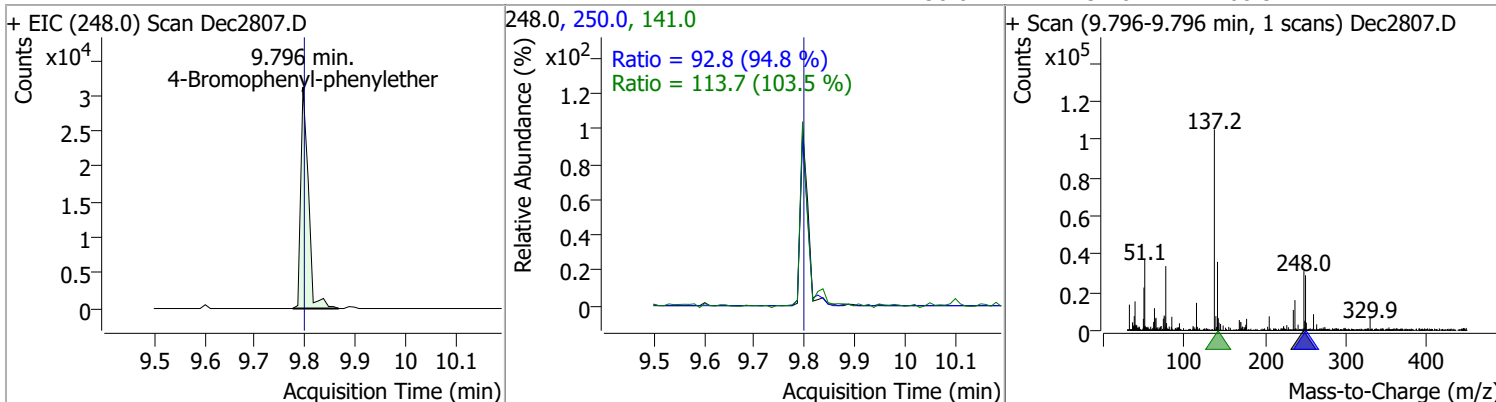
| Compound | Conc. | RT | Dev(Min) | Resp. | QIon | QRatio | Lower | Upper |
|------------|--------|------|----------|-------|-------|--------|-------|-------|
| Azobenzene | 8.6489 | 9.41 | 0.00 | 94341 | 51.0 | 52.5 | 34.8 | 64.6 |
| | | | | | 182.0 | 20.5 | 16.2 | 30.1 |



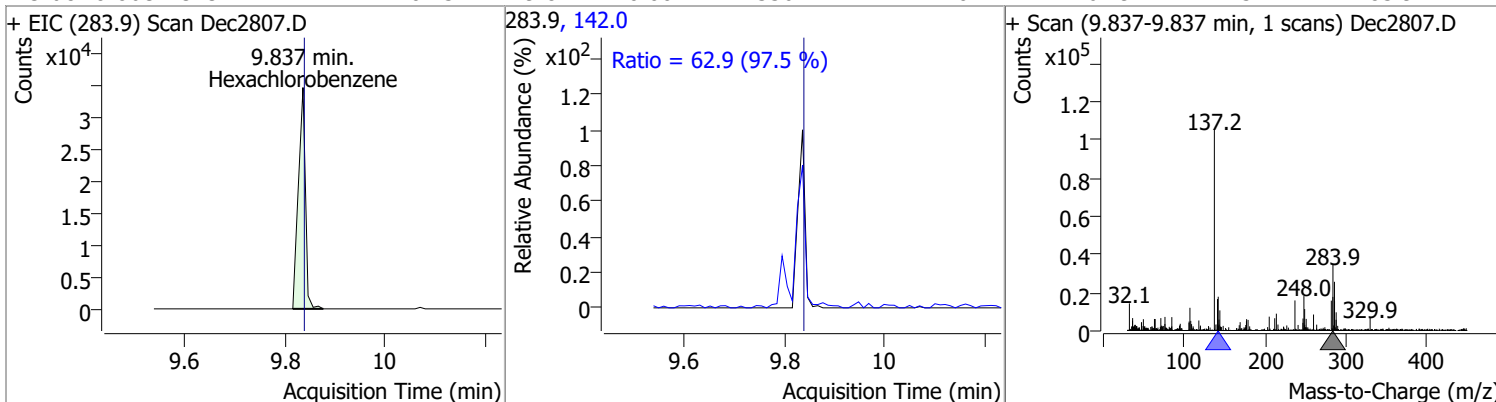
| Compound | Conc. | RT | Dev(Min) | Resp. | QIon | QRatio | Lower | Upper |
|----------------------|--------|------|----------|-------|-------|--------|-------|-------|
| 2,4,6-Tribromophenol | 9.8497 | 9.48 | 0.00 | 6676 | 329.8 | 117.5 | 67.5 | 125.3 |
| | | | | | 331.8 | | | |



| Compound | Conc. | RT | Dev(Min) | Resp. | QIon | QRatio | Lower | Upper |
|---------------------------|--------|------|----------|-------|-------|--------|-------|-------|
| 4-Bromophenyl-phenylether | 9.9134 | 9.80 | 0.00 | 32944 | 141.0 | 113.7 | 76.9 | 142.8 |
| | | | | | 250.0 | 92.8 | 68.5 | 127.2 |

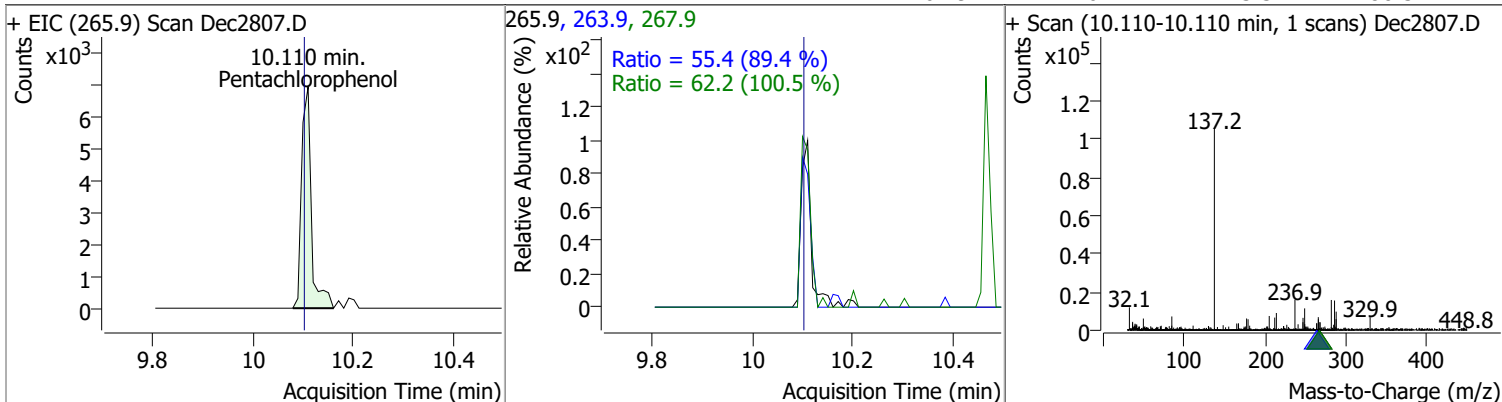


| Compound | Conc. | RT | Dev(Min) | Resp. | QIon | QRatio | Lower | Upper |
|-------------------|---------|------|----------|-------|-------|--------|-------|-------|
| Hexachlorobenzene | 10.2371 | 9.84 | 0.00 | 33617 | 142.0 | 62.9 | 45.2 | 83.9 |
| | | | | | 283.9 | | | |

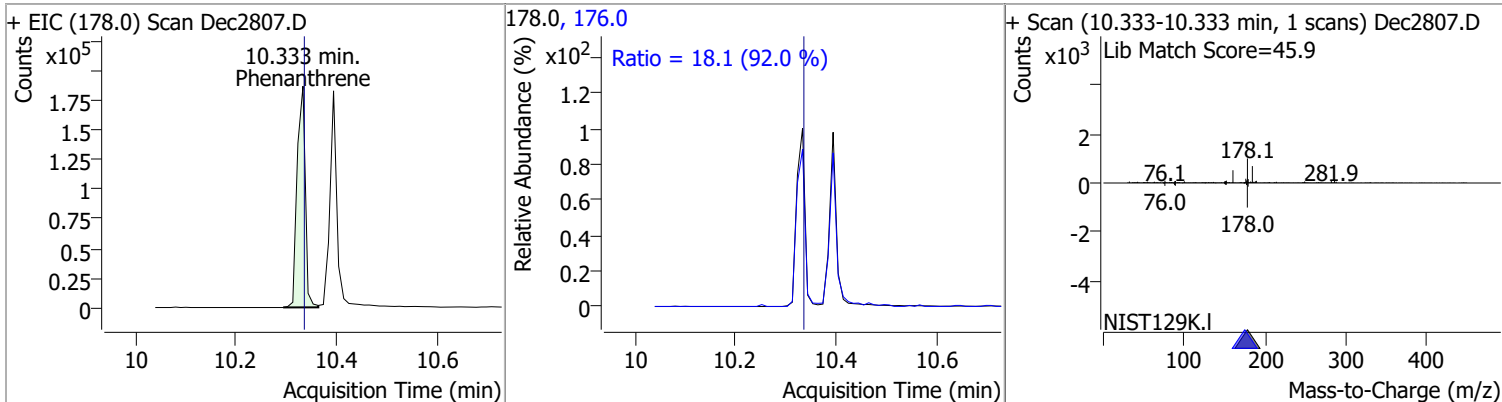


Quantitation Results Report (QT Reviewed)

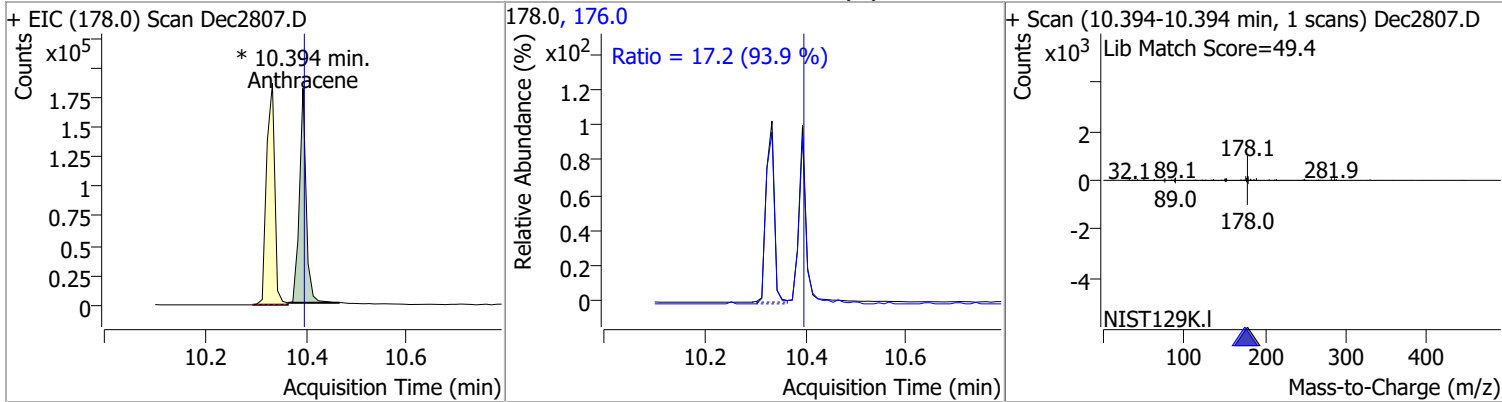
| Compound | Conc. | RT | Dev(Min) | Resp. | QIon | QRatio | Lower | Upper |
|-------------------|--------|-------|----------|-------|-------|--------|-------|-------|
| Pentachlorophenol | 8.8934 | 10.11 | 0.01 | 9351 | 263.9 | 55.4 | 43.4 | 80.6 |
| | | | | | 267.9 | 62.2 | 43.3 | 80.5 |



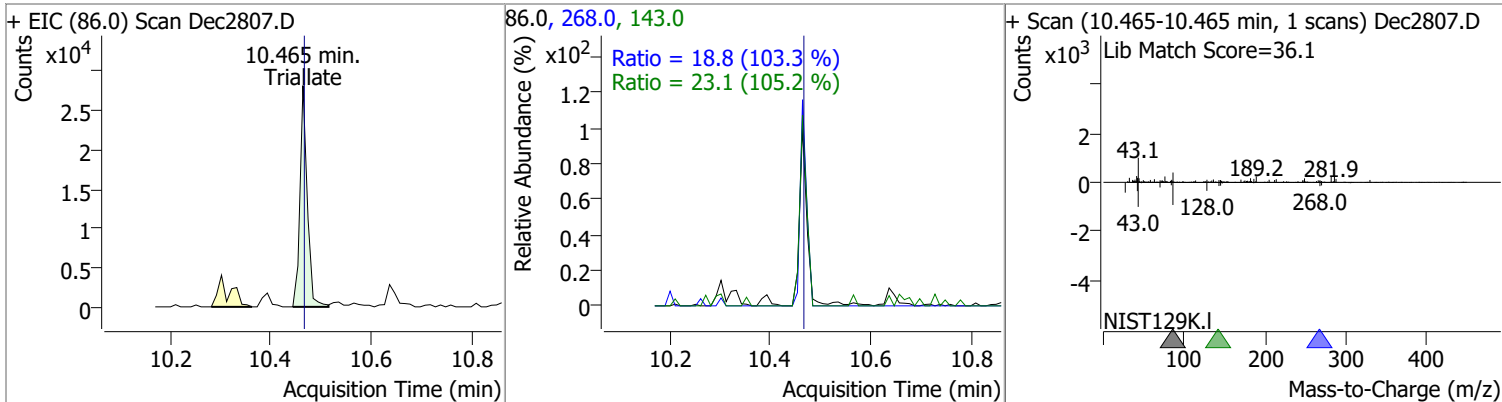
| Compound | Conc. | RT | Dev(Min) | Resp. | QIon | QRatio | Lower | Upper |
|--------------|---------|-------|----------|--------|-------|--------|-------|-------|
| Phenanthrene | 10.1187 | 10.33 | 0.00 | 210303 | 176.0 | 18.1 | 13.8 | 25.6 |



| Compound | Conc. | RT | Dev(Min) | Resp. | QIon | QRatio | Lower | Upper |
|------------|--------|-------|----------|------------|-------|--------|-------|-------|
| Anthracene | 9.0084 | 10.39 | 0.00 | 169178 (m) | 176.0 | 17.2 | 12.8 | 23.8 |

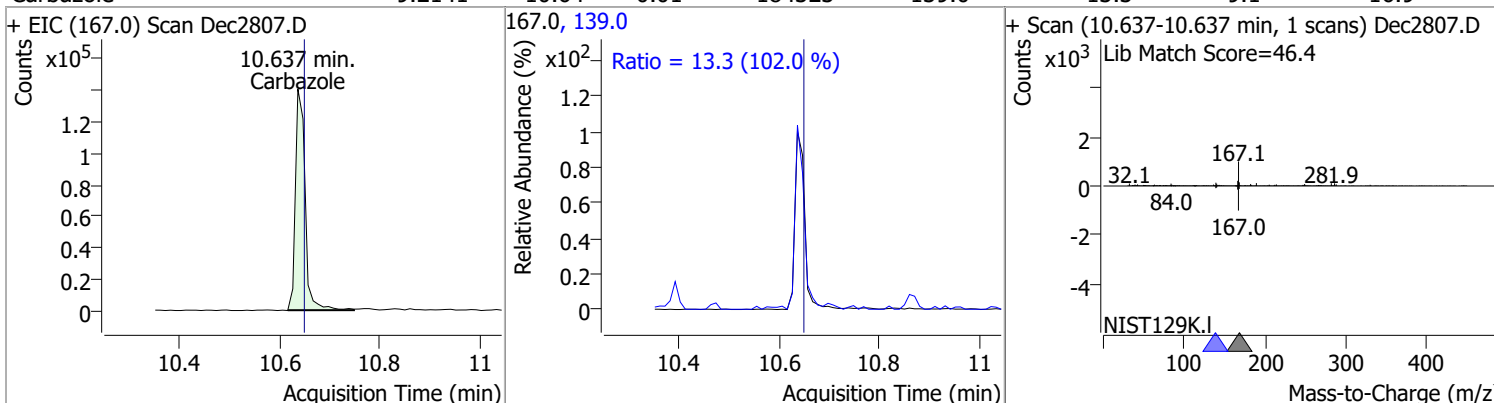


| Compound | Conc. | RT | Dev(Min) | Resp. | QIon | QRatio | Lower | Upper |
|-----------|--------|-------|----------|-------|-------|--------|-------|-------|
| Triallate | 8.5564 | 10.46 | 0.00 | 28381 | 143.0 | 23.1 | 15.4 | 28.6 |
| | | | | | 268.0 | 18.8 | 12.8 | 23.7 |

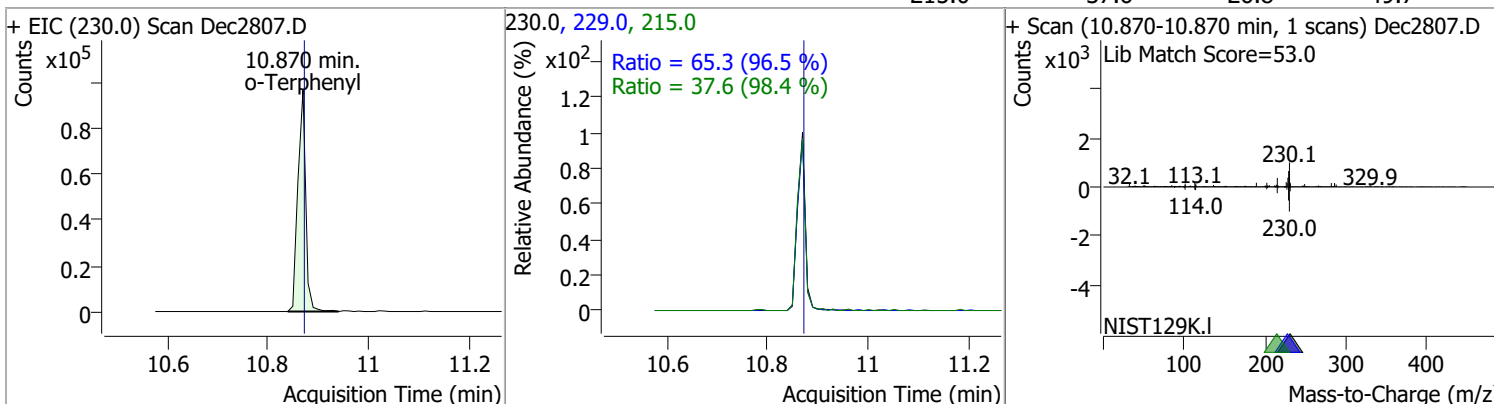


Quantitation Results Report (QT Reviewed)

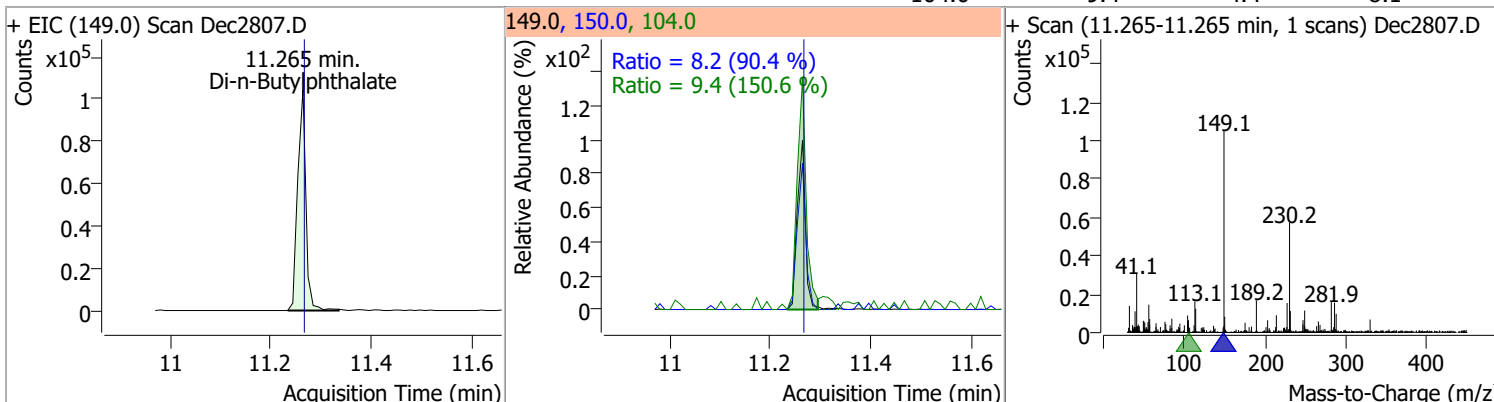
| Compound | Conc. | RT | Dev(Min) | Resp. | QIon | QRatio | Lower | Upper |
|-----------|--------|-------|----------|--------|-------|--------|-------|-------|
| Carbazole | 9.2141 | 10.64 | -0.01 | 184323 | 139.0 | 13.3 | 9.1 | 16.9 |



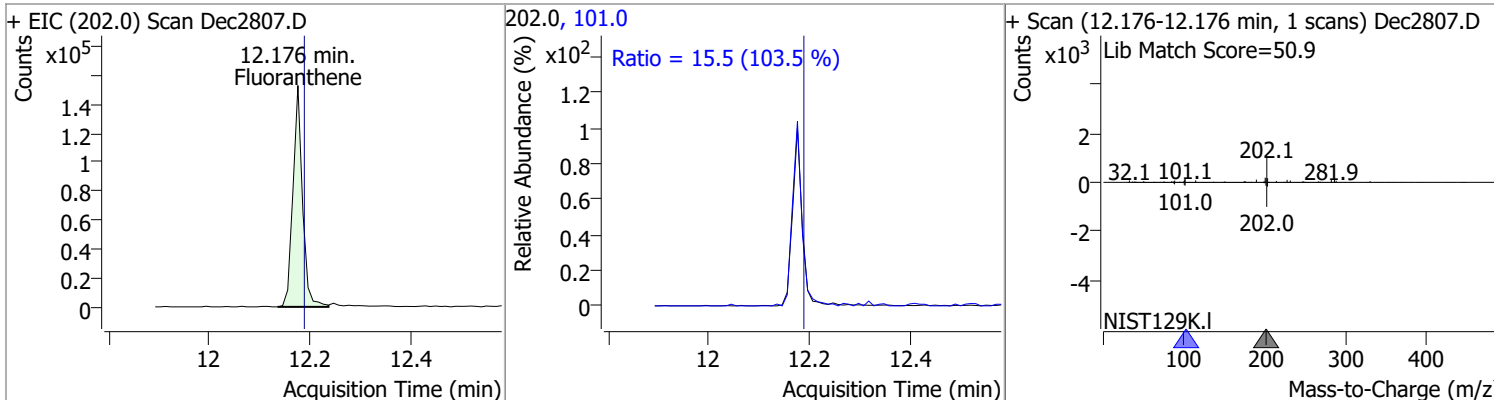
| | | | | | | | | |
|-------------|---------|-------|------|--------|----------------|--------------|--------------|--------------|
| o-Terphenyl | 10.3048 | 10.87 | 0.00 | 104985 | 229.0 215.0 | 65.3 37.6 | 47.4 26.8 | 88.0 49.7 |
|-------------|---------|-------|------|--------|----------------|--------------|--------------|--------------|



| | | | | | | | | |
|---------------------|--------|-------|------|--------|----------------|------------|------------|-------------|
| Di-n-Butylphthalate | 8.5541 | 11.26 | 0.00 | 118476 | 150.0 104.0 | 8.2 9.4 | 6.4 4.4 | 11.9 8.1 |
|---------------------|--------|-------|------|--------|----------------|------------|------------|-------------|

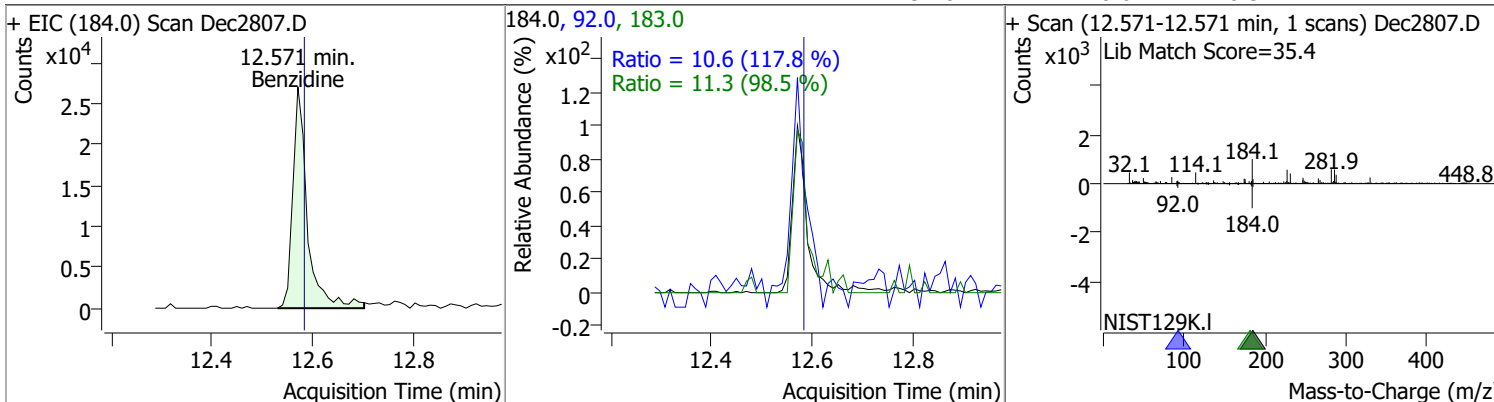


| | | | | | | | | |
|--------------|--------|-------|-------|--------|-------|------|------|------|
| Fluoranthene | 9.8743 | 12.18 | -0.01 | 201689 | 101.0 | 15.5 | 10.5 | 19.5 |
|--------------|--------|-------|-------|--------|-------|------|------|------|

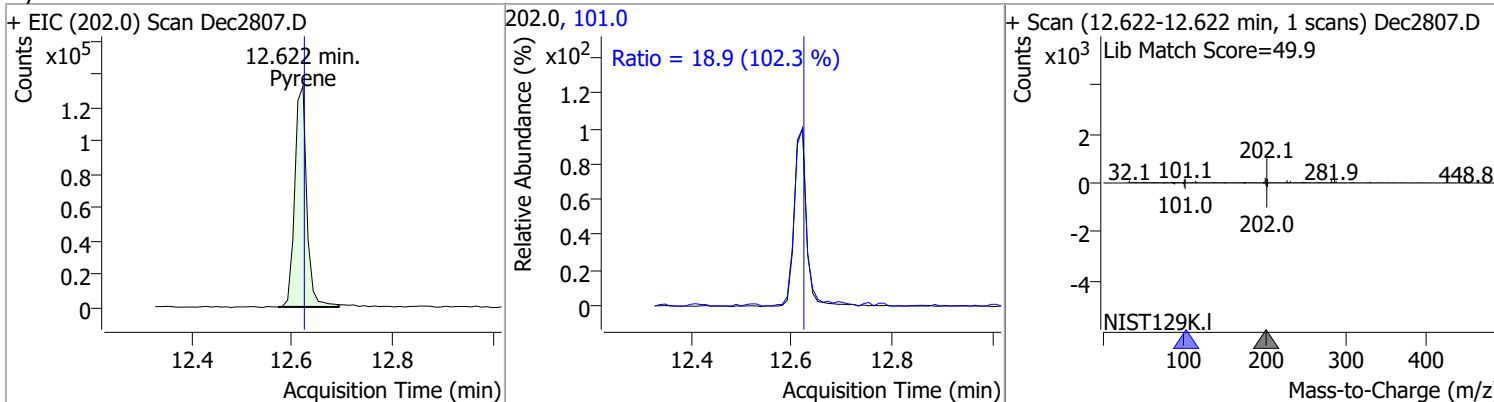


Quantitation Results Report (QT Reviewed)

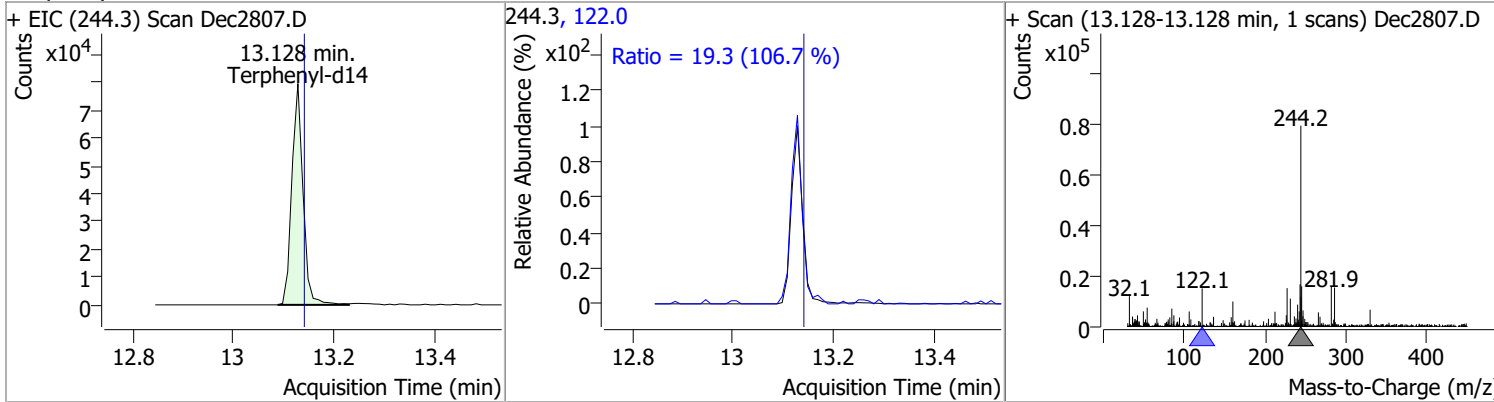
| Compound | Conc. | RT | Dev(Min) | Resp. | QIon | QRatio | Lower | Upper |
|-----------|--------|-------|----------|-------|-------|--------|-------|-------|
| Benzidine | 9.0915 | 12.57 | -0.01 | 54477 | 183.0 | 11.3 | 8.1 | 15.0 |
| | | | | | 92.0 | 10.6 | 6.3 | 11.7 |



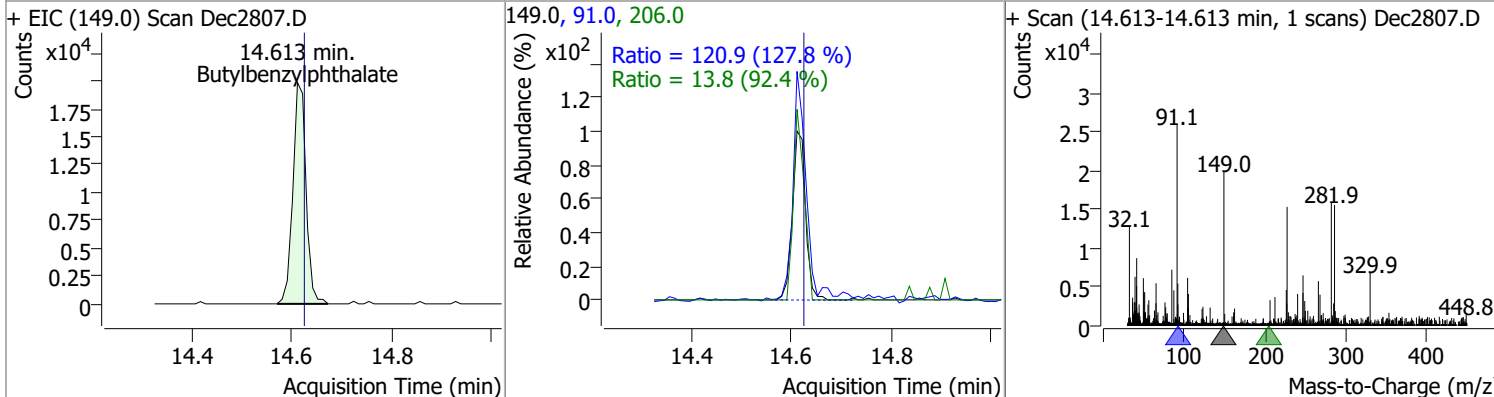
| Compound | Conc. | RT | Dev(Min) | Resp. | QIon | QRatio | Lower | Upper |
|----------|--------|-------|----------|--------|-------|--------|-------|-------|
| Pyrene | 9.8261 | 12.62 | 0.00 | 219828 | 101.0 | 18.9 | 12.9 | 24.0 |



| Compound | Conc. | RT | Dev(Min) | Resp. | QIon | QRatio | Lower | Upper |
|---------------|--------|-------|----------|--------|-------|--------|-------|-------|
| Terphenyl-d14 | 9.3657 | 13.13 | -0.01 | 123289 | 122.0 | 19.3 | 12.7 | 23.5 |

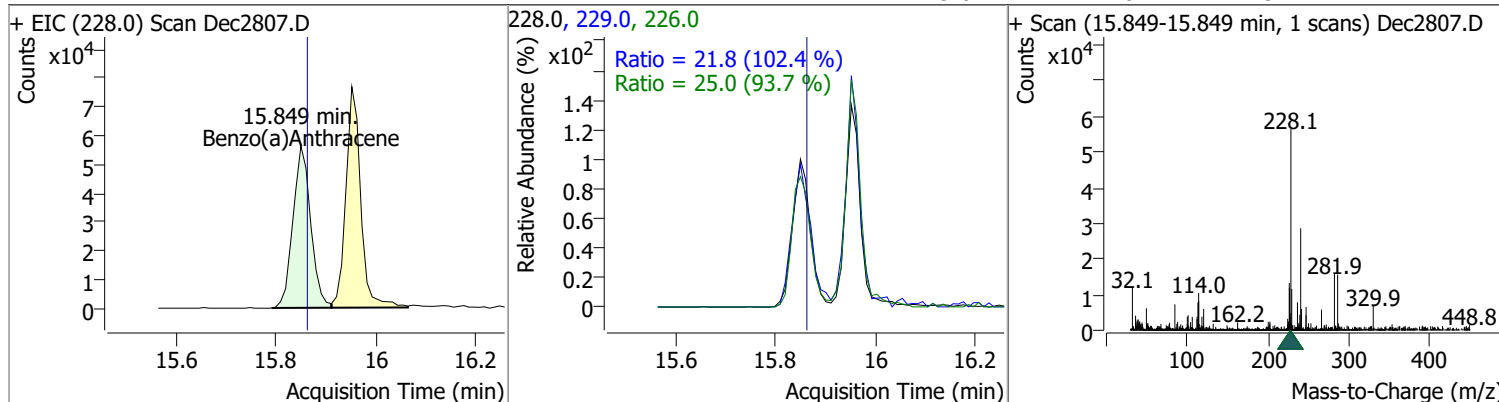


| Compound | Conc. | RT | Dev(Min) | Resp. | QIon | QRatio | Lower | Upper |
|----------------------|--------|-------|----------|-------|-------|--------|-------|-------|
| Butylbenzylphthalate | 8.7139 | 14.61 | -0.02 | 36348 | 91.0 | 120.9 | 66.2 | 123.0 |
| | | | | | 206.0 | 13.8 | 10.4 | 19.4 |

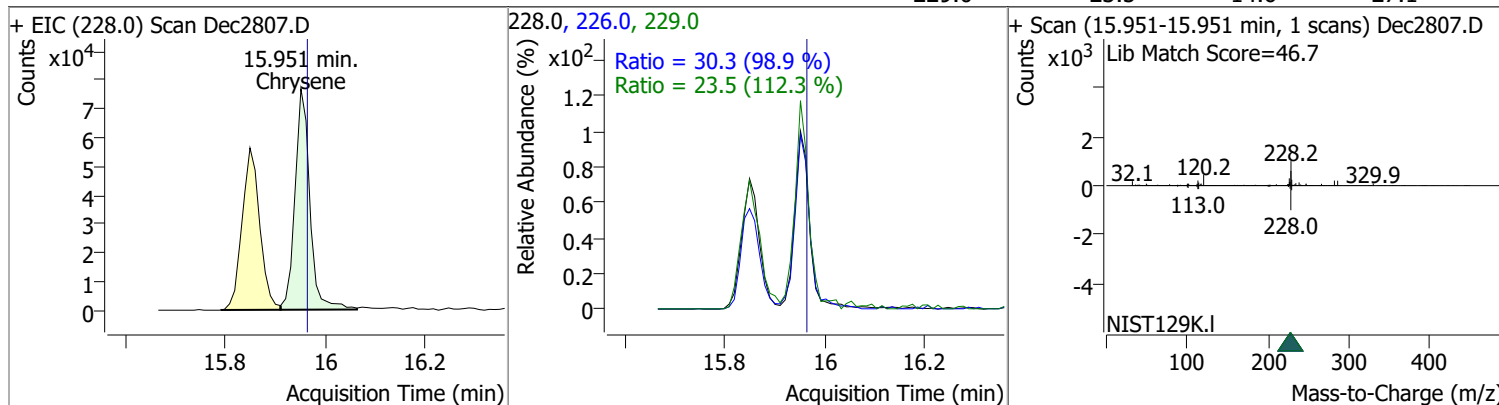


Quantitation Results Report (QT Reviewed)

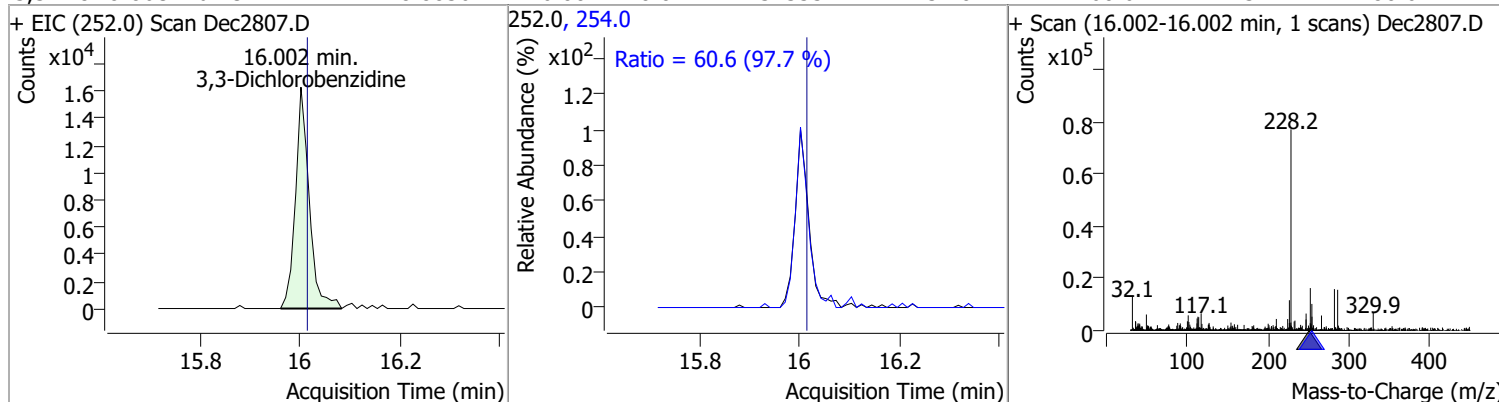
| Compound | Conc. | RT | Dev(Min) | Resp. | QIon | QRatio | Lower | Upper |
|--------------------|--------|-------|----------|--------|-------|--------|-------|-------|
| Benzo(a)Anthracene | 9.4288 | 15.85 | -0.02 | 138832 | 226.0 | 25.0 | 18.7 | 34.7 |
| | | | | | 229.0 | 21.8 | 14.9 | 27.7 |



| Compound | Conc. | RT | Dev(Min) | Resp. | QIon | QRatio | Lower | Upper |
|----------|--------|-------|----------|--------|-------|--------|-------|-------|
| Chrysene | 9.4675 | 15.95 | -0.02 | 159229 | 226.0 | 30.3 | 21.4 | 39.8 |
| | | | | | 229.0 | 23.5 | 14.6 | 27.1 |

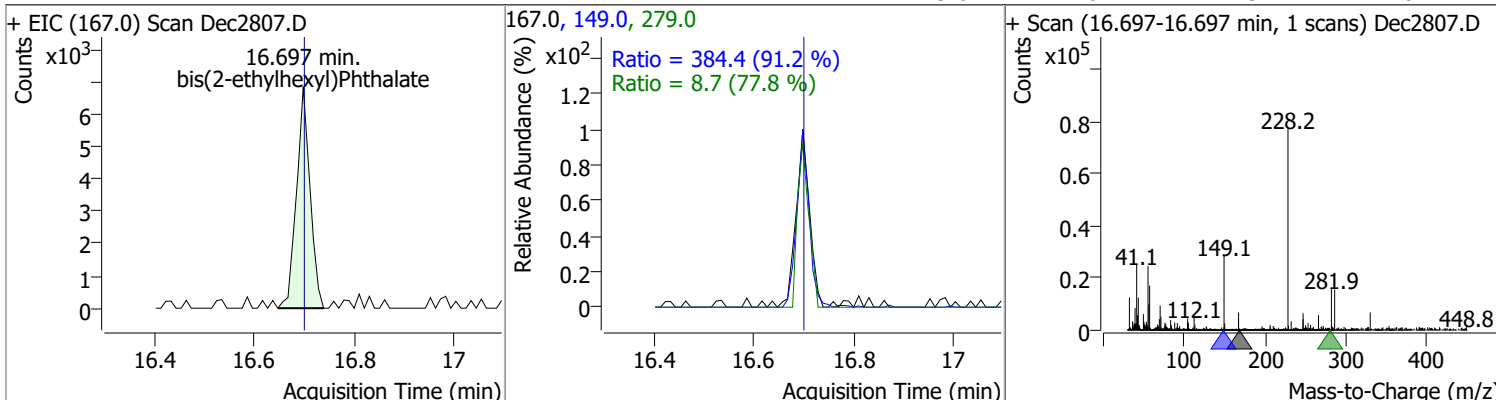


| Compound | Conc. | RT | Dev(Min) | Resp. | QIon | QRatio | Lower | Upper |
|-----------------------|--------|-------|----------|-------|-------|--------|-------|-------|
| 3,3-Dichlorobenzidine | 8.8836 | 16.00 | -0.02 | 31355 | 254.0 | 60.6 | 43.4 | 80.6 |

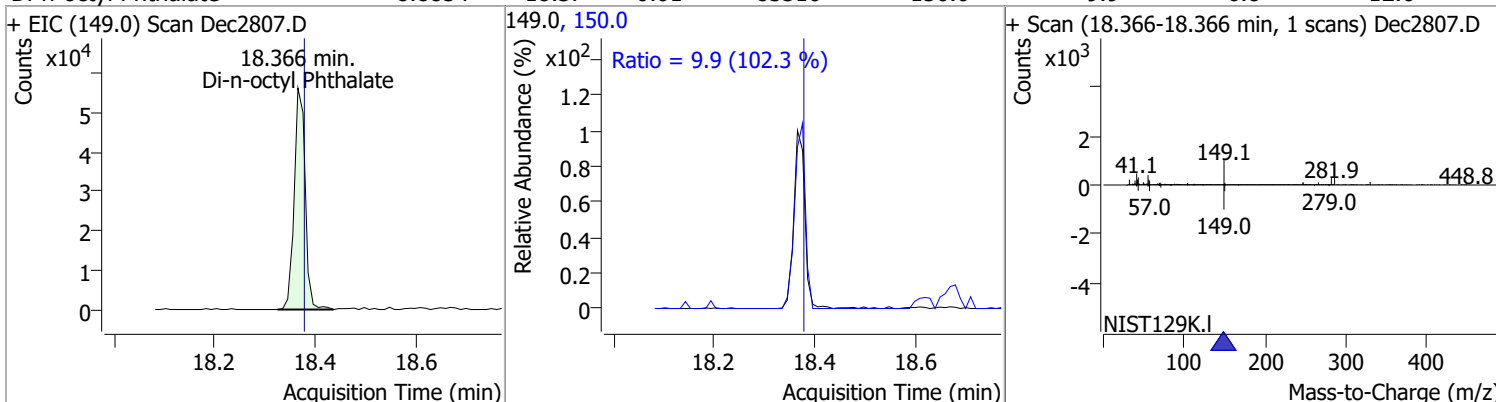


Quantitation Results Report (QT Reviewed)

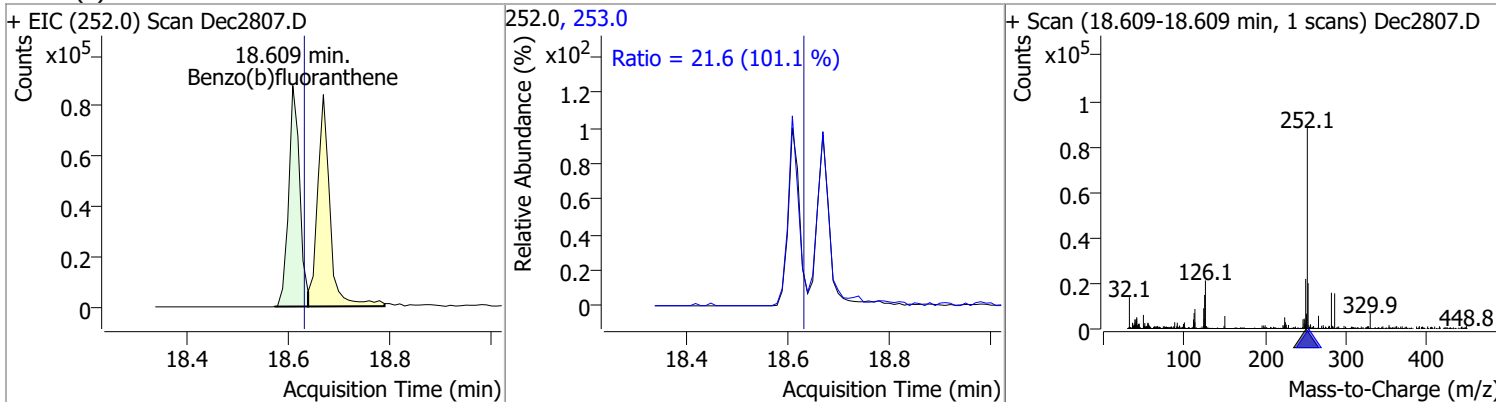
| Compound | Conc. | RT | Dev(Min) | Resp. | QIon | QRatio | Lower | Upper |
|----------------------------|--------|-------|----------|-------|----------------|--------------|--------------|---------------|
| bis(2-ethylhexyl)Phthalate | 9.2767 | 16.70 | -0.01 | 12906 | 149.0 279.0 | 384.4 8.7 | 295.1 7.9 | 548.1 14.6 |



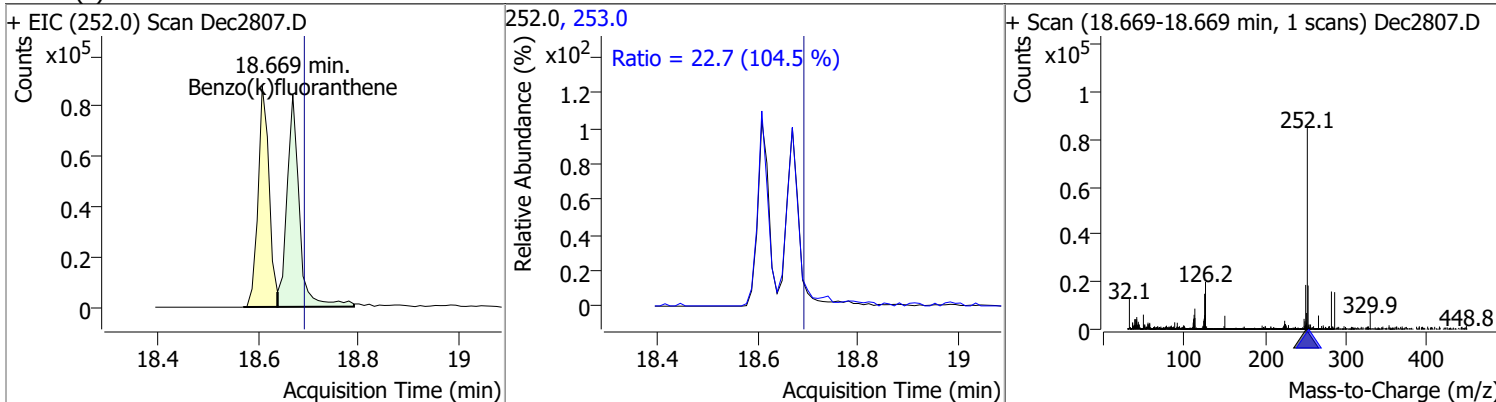
| Compound | Conc. | RT | Dev(Min) | Resp. | QIon | QRatio | Lower | Upper |
|----------------------|--------|-------|----------|-------|-------|--------|-------|-------|
| Di-n-octyl Phthalate | 8.8854 | 18.37 | -0.01 | 85510 | 150.0 | 9.9 | 6.8 | 12.6 |



| Compound | Conc. | RT | Dev(Min) | Resp. | QIon | QRatio | Lower | Upper |
|----------------------|--------|-------|----------|--------|-------|--------|-------|-------|
| Benzo(b)fluoranthene | 9.6251 | 18.61 | -0.02 | 133022 | 253.0 | 21.6 | 15.0 | 27.8 |

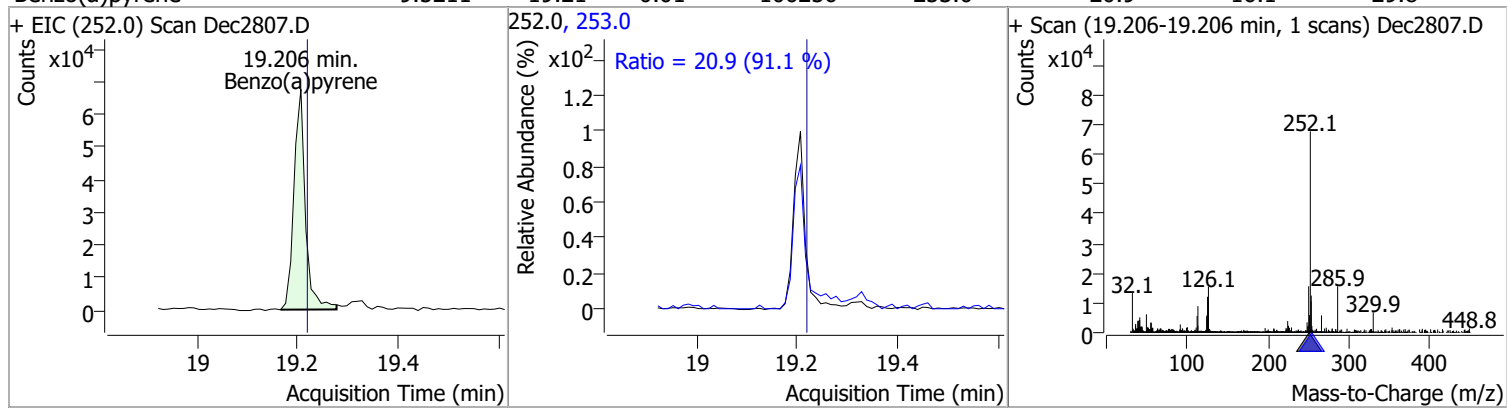


| Compound | Conc. | RT | Dev(Min) | Resp. | QIon | QRatio | Lower | Upper |
|----------------------|--------|-------|----------|--------|-------|--------|-------|-------|
| Benzo(k)fluoranthene | 9.6774 | 18.67 | -0.02 | 145051 | 253.0 | 22.7 | 15.2 | 28.2 |

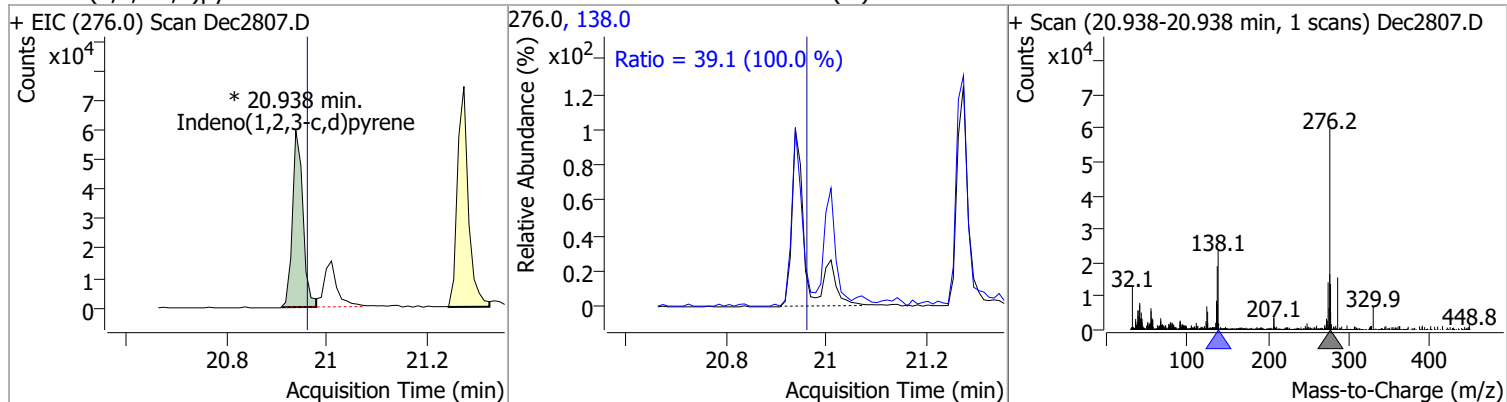


Quantitation Results Report (QT Reviewed)

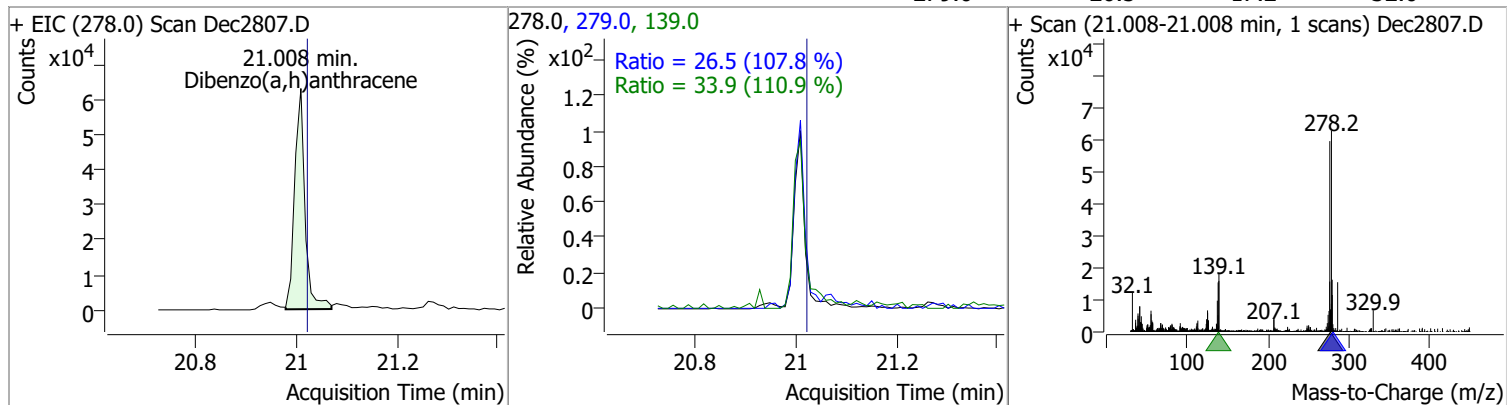
| Compound | Conc. | RT | Dev(Min) | Resp. | QIon | QRatio | Lower | Upper |
|----------------|--------|-------|----------|--------|-------|--------|-------|-------|
| Benzo(a)pyrene | 9.5211 | 19.21 | -0.01 | 106256 | 253.0 | 20.9 | 16.1 | 29.8 |



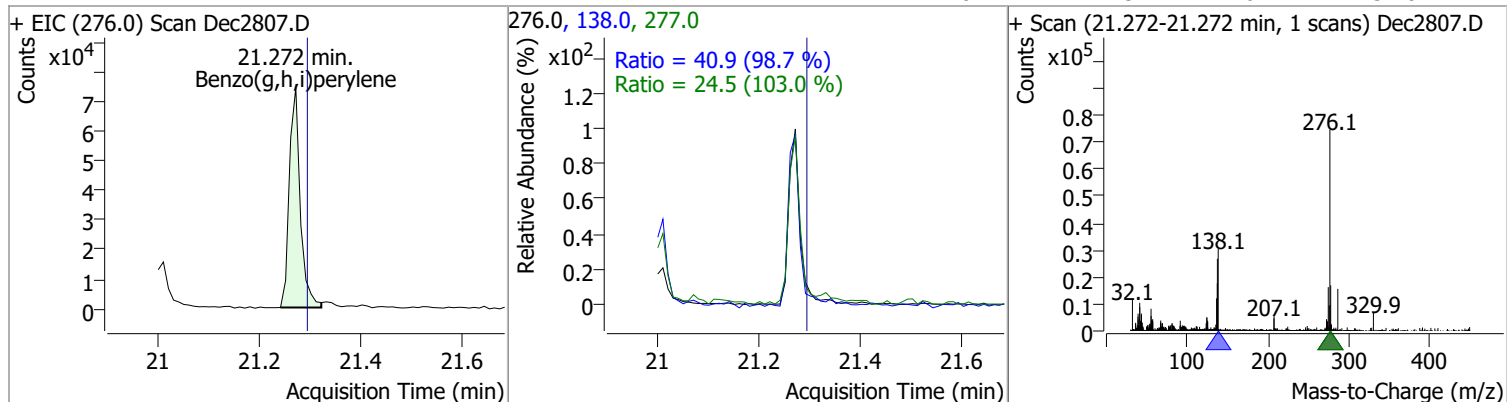
| Compound | Conc. | RT | Dev(Min) | Resp. | QIon | QRatio | Lower | Upper |
|-------------------------|--------|-------|----------|-----------|-------|--------|-------|-------|
| Indeno(1,2,3-c,d)pyrene | 9.8138 | 20.94 | -0.02 | 86021 (m) | 138.0 | 39.1 | 27.4 | 50.8 |



| Compound | Conc. | RT | Dev(Min) | Resp. | QIon | QRatio | Lower | Upper |
|------------------------|--------|-------|----------|-------|-------|--------|-------|-------|
| Dibenzo(a,h)anthracene | 8.9886 | 21.01 | -0.01 | 90361 | 139.0 | 33.9 | 21.4 | 39.7 |
| | | | | | 279.0 | 26.5 | 17.2 | 32.0 |

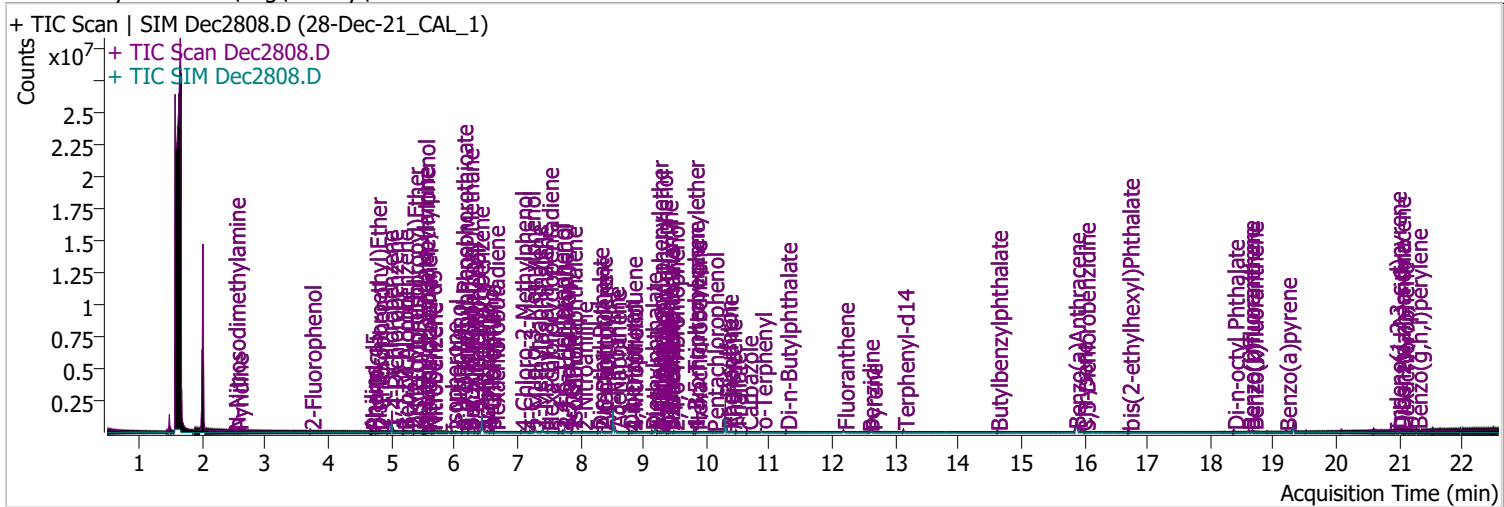


| Compound | Conc. | RT | Dev(Min) | Resp. | QIon | QRatio | Lower | Upper |
|----------------------|--------|-------|----------|--------|-------|--------|-------|-------|
| Benzo(g,h,i)perylene | 9.3297 | 21.27 | -0.02 | 109541 | 138.0 | 40.9 | 29.0 | 53.9 |
| | | | | | 277.0 | 24.5 | 16.7 | 31.0 |



Quantitation Results Report (QT Reviewed)

| | | | |
|----------------|----------------------------|-------------------|------------------------|
| Data File | Dec2808.D | Operator | LIMS import |
| Acq. Method | BNA+SIM.M | Acq. Date-Time | 12/28/2021 5:39:44 PM |
| Sample Name | 28-Dec-21_CAL_1 | Instrument | Instrument #1 |
| Vial | 8 | Multiplier | 1.00 |
| DA Method File | | Comment | SVOC-8270-W-LARGO |
| Tune File | dftppdsm.u | Tune Date | 11/24/2021 11:15:00 AM |
| Batch Name | 122821 bna 1 CAL.batch.bin | Last Calib Update | 12/29/2021 7:25:46 PM |
| Ref Library | D:\Org\Library\NIST129K.I | | |



| Compound | RT | QIon | Resp. | Conc. | Units | Dev(Min) |
|------------------------------------|----------------------|-------|-------|------------------|-------|----------|
| Internal Standards | | | | | | |
| System Monitoring Compounds | | | | | | |
| S 2-Fluorophenol | 3.714 | 112.0 | 25199 | 4.2153 | µg/L | 0.010 |
| Spiked Amount: 200.000 | Range: 10.0 - 75.0% | | | Recovery = 2.11% | * | |
| S Phenol-d5 | 4.685 | 99.0 | 30586 | 4.2864 | µg/L | 0.000 |
| Spiked Amount: 200.000 | Range: 10.0 - 65.0% | | | Recovery = 2.14% | * | |
| S Nitrobenzene-d5 | 5.624 | 82.0 | 19437 | 4.1129 | µg/L | 0.000 |
| Spiked Amount: 100.000 | Range: 32.0 - 94.0% | | | Recovery = 4.11% | * | |
| S 2-Fluorobiphenyl | 7.748 | 172.0 | 76633 | 4.0273 | µg/L | 0.000 |
| Spiked Amount: 100.000 | Range: 28.0 - 107.0% | | | Recovery = 4.03% | * | |
| S 2,4,6-Tribromophenol | 9.479 | 329.8 | 2881 | 5.2197 | µg/L | 0.000 |
| Spiked Amount: 200.000 | Range: 25.0 - 140.0% | | | Recovery = 2.61% | * | |
| S Terphenyl-d14 | 13.128 | 244.3 | 61005 | 4.4064 | µg/L | -0.010 |
| Spiked Amount: 100.000 | Range: 32.0 - 122.0% | | | Recovery = 4.41% | * | |
| Target Compounds | | | | | | |
| T N-Nitrosodimethylamine | 2.509 | 74.0 | 9914 | 4.6825 | µg/L | 86 |
| T Pyridine | 2.560 | 79.0 | 22237 | 4.6343 | µg/L | 93 |
| T Aniline | 4.664 | 93.0 | 51406 | 4.2431 | µg/L | 93 |
| T Phenol | 4.695 | 94.0 | 32179 | 4.2255 | µg/L | m 87 |
| T bis(-2-Chloroethyl)Ether | 4.756 | 63.0 | 32469 | 4.1585 | µg/L | #m 95 |
| T 2-Chlorophenol | 4.797 | 128.0 | 25799 | 4.1988 | µg/L | 88 |
| T 1,3-Dichlorobenzene | 4.940 | 146.0 | 43050 | 4.4070 | µg/L | 95 |
| T 1,4-Dichlorobenzene | 5.022 | 146.0 | 42160 | 4.3763 | µg/L | 92 |
| T 1,2-Dichlorobenzene | 5.185 | 146.0 | 44318 | 4.3921 | µg/L | 96 |
| T Benzyl Alcohol | 5.195 | 108.0 | 9902 | 4.4500 | µg/L | 83 |
| T bis(2-chloroisopropyl)Ether | 5.349 | 121.0 | 11129 | 3.6308 | µg/L | 98 |
| T 2-Methylphenol | 5.338 | 107.0 | 25324 | 4.1220 | µg/L | 96 |
| T N-nitroso-Di-n-propylamine | 5.502 | 70.0 | 21092 | 4.3037 | µg/L | 94 |
| T 4Methylphenol/3Methylphenol | 5.522 | 107.0 | 38140 | 3.9295 | µg/L | 98 |
| T Hexachloroethane | 5.553 | 117.0 | 10665 | 4.3009 | µg/L | 91 |

Quantitation Results Report (QT Reviewed)

| Compound | RT | QIon | Resp. | Conc. | Units | Dev(Min) |
|-------------------------------|--------|-------|--------|--------|--------|----------|
| T Nitrobenzene | 5.645 | 123.1 | 7300 | 4.1835 | µg/L | 78 |
| T Isophorone | 5.951 | 82.0 | 38130 | 4.2823 | µg/L | 97 |
| T 2-Nitrophenol | 6.013 | 139.0 | 5251 | 4.2523 | µg/L # | 85 |
| T 2,4-Dimethylphenol | 6.126 | 122.0 | 25126 | 4.4344 | µg/L | 97 |
| T bis(-2-Chloroethoxy)Methane | 6.218 | 93.0 | 27704 | 4.2527 | µg/L | 96 |
| T Benzoic Acid | 6.229 | 105.0 | 9900 | 4.7988 | µg/L | 87 |
| T 2,4-Dichlorophenol | 6.321 | 162.0 | 18452 | 4.3038 | µg/L | 94 |
| T 1,2,4-Trichlorobenzene | 6.383 | 180.0 | 30041 | 4.5411 | µg/L | 95 |
| T Naphthalene | 6.465 | 128.0 | 96787 | 4.4462 | µg/L | 98 |
| T 4-Chlorophenol | 6.526 | 130.0 | 10209 | 4.7449 | µg/L | 80 |
| T p-Chloroaniline | 6.567 | 127.0 | 34839 | 4.1838 | µg/L | 96 |
| T Hexachlorobutadiene | 6.629 | 224.9 | 14047 | 4.1395 | µg/L | 93 |
| T 4-Chloro-2-Methylphenol | 7.060 | 107.0 | 20848 | 4.1039 | µg/L m | 98 |
| T 4-Chloro-3-Methylphenol | 7.194 | 107.0 | 22157 | 4.3889 | µg/L | 99 |
| T 2-Methylnaphthalene | 7.286 | 141.0 | 59650 | 4.2152 | µg/L | 97 |
| T 1-Methylnaphthalene | 7.399 | 141.0 | 62786 | 4.1977 | µg/L | 98 |
| T Hexachlorocyclopentadiene | 7.481 | 236.9 | 6171 | 4.1979 | µg/L | 92 |
| T 2,4,6-Trichlorophenol | 7.656 | 196.0 | 12957 | 4.1228 | µg/L m | 100 |
| T 2,4,5-Trichlorophenol | 7.718 | 196.0 | 14951 | 4.0235 | µg/L m | 94 |
| T 2-Chloronaphthalene | 7.861 | 162.0 | 57924 | 4.0217 | µg/L | 98 |
| T 2-Nitroaniline | 8.026 | 65.0 | 6715 | 4.1499 | µg/L | 88 |
| T Dimethyl Phthalate | 8.282 | 163.0 | 40974 | 4.1912 | µg/L | 90 |
| T 2,6-Dinitrotoluene | 8.333 | 165.0 | 5240 | 4.2494 | µg/L | 69 |
| T Acenaphthylene | 8.343 | 152.1 | 95824 | 3.7025 | µg/L | 93 |
| T 3-Nitroaniline | 8.527 | 138.0 | 5628 | 4.3264 | µg/L | 71 |
| T Acenaphthene | 8.558 | 154.0 | 64733 | 3.8585 | µg/L | 94 |
| T 2,4-Dinitrophenol | 0.000 | | 0 | N.D. | | |
| T Dibenzofuran | 8.773 | 168.0 | 92859 | 3.8272 | µg/L | 99 |
| T 4-Nitrophenol | 8.824 | 109.0 | 8311 | 4.7416 | µg/L | 93 |
| T 2,4-Dinitrotoluene | 8.814 | 165.0 | 5374 | 4.2784 | µg/L | 96 |
| T Diethylphthalate | 9.131 | 149.0 | 36125 | 4.2341 | µg/L | 99 |
| T Fluorene | 9.182 | 166.0 | 80606 | 3.7510 | µg/L | 99 |
| T 4-Chlorophenyl-phenylether | 9.223 | 204.0 | 30708 | 3.7365 | µg/L | 95 |
| T 4-Nitroaniline | 9.264 | 138.0 | 4804 | 4.7163 | µg/L | 78 |
| T 4,6-Dinitro-2-methylphenol | 9.295 | 198.0 | 2291 | 4.4741 | µg/L # | 62 |
| T N-nitrosodiphenylamine | 9.376 | 169.0 | 43255 | 4.2925 | µg/L | 98 |
| T Azobenzene | 9.407 | 77.0 | 39656 | 4.6065 | µg/L | 95 |
| T 4-Bromophenyl-phenylether | 9.796 | 248.0 | 14937 | 4.1038 | µg/L | 95 |
| T Hexachlorobenzene | 9.837 | 283.9 | 14966 | 3.9421 | µg/L | 94 |
| T Pentachlorophenol | 10.110 | 265.9 | 3436 | 4.5067 | µg/L | 87 |
| T Phenanthrene | 10.333 | 178.0 | 96351 | 3.9615 | µg/L | 95 |
| T Anthracene | 10.394 | 178.0 | 77101 | 4.4254 | µg/L m | 97 |
| T Triallate | 10.465 | 86.0 | 13258 | 4.5654 | µg/L | 94 |
| T Carbazole | 10.647 | 167.0 | 86277 | 4.1008 | µg/L | 99 |
| T o-Terphenyl | 10.870 | 230.0 | 46926 | 3.9094 | µg/L | 97 |
| T Di-n-Butylphthalate | 11.265 | 149.0 | 44949 | 4.8166 | µg/L # | 90 |
| T Fluoranthene | 12.176 | 202.0 | 93501 | 4.3525 | µg/L | 96 |
| T Benzidine | 12.571 | 184.0 | 22905 | 4.3049 | µg/L # | 90 |
| T Pyrene | 12.622 | 202.0 | 101939 | 4.0918 | µg/L | 92 |
| T Butylbenzylphthalate | 14.612 | 149.0 | 15598 | 4.5689 | µg/L # | 71 |
| T Benzo(a)Anthracene | 15.849 | 228.0 | 61944 | 4.1699 | µg/L | 97 |
| T Chrysene | 15.951 | 228.0 | 78947 | 4.6527 | µg/L | 98 |
| T 3,3-Dichlorobenzidine | 16.002 | 252.0 | 12933 | 4.4795 | µg/L | 98 |
| T bis(2-ethylhexyl)Phthalate | 16.697 | 167.0 | 5581 | 4.3751 | µg/L # | 94 |
| T Di-n-octyl Phthalate | 18.365 | 149.0 | 38603 | 4.4751 | µg/L | 94 |

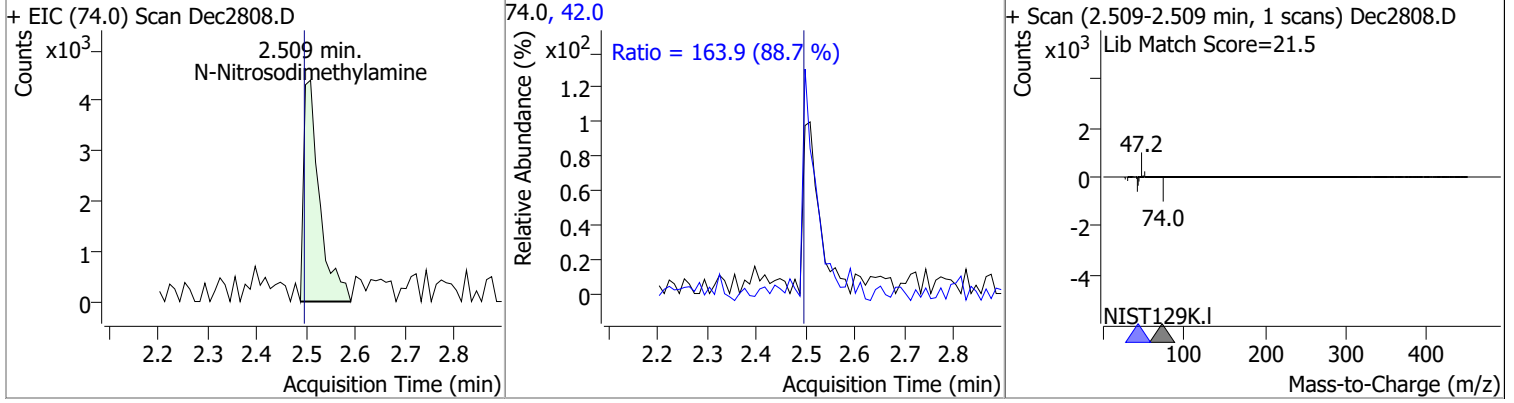
Quantitation Results Report (QT Reviewed)

| Compound | RT | QIon | Resp. | Conc. | Units | Dev(Min) |
|---------------------------|--------|-------|-------|--------|-----------|----------|
| T Benzo(b)fluoranthene | 18.608 | 252.0 | 59168 | 4.1574 | µg/L | 96 |
| T Benzo(k)fluoranthene | 18.669 | 252.0 | 57805 | 3.7451 | µg/L | 94 |
| T Benzo(a)pyrene | 19.196 | 252.0 | 46172 | 4.1552 | µg/L | 99 |
| T Indeno(1,2,3-c,d)pyrene | 20.937 | 276.0 | 33442 | 4.0651 | µg/L m | 95 |
| T Dibenzo(a,h)anthracene | 21.008 | 278.0 | 40671 | 4.3642 | µg/L # | 85 |
| T Benzo(g,h,i)perylene | 21.272 | 276.0 | 50982 | 4.2389 | µg/L | 98 |

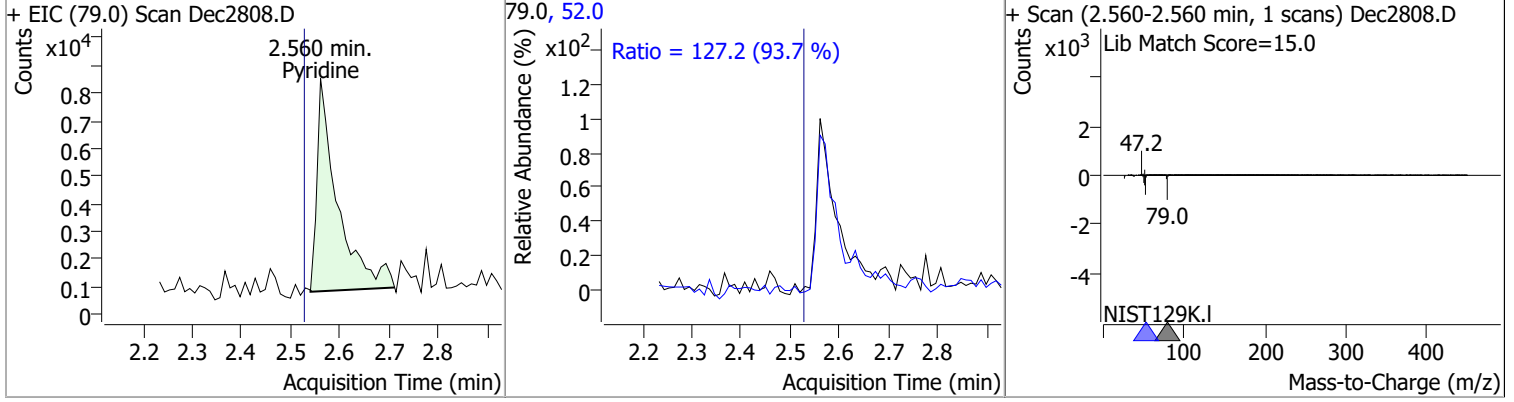
(#) = Qualifier Out of Range; (m) = Manual Integration; (+) = Area Summed; (*) = Surrogate Percent Recovery Out of Range; (d): Zeroed Peak

Quantitation Results Report (QT Reviewed)

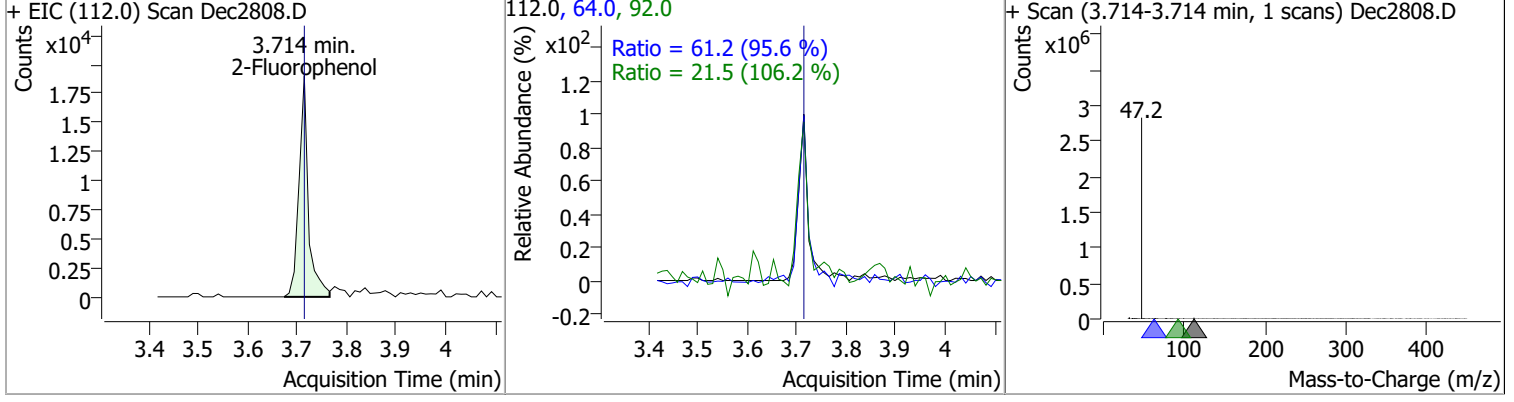
| Compound | Conc. | RT | Dev(Min) | Resp. | QIon | QRatio | Lower | Upper |
|------------------------|--------|------|----------|-------|------|--------|-------|-------|
| N-Nitrosodimethylamine | 4.6825 | 2.51 | 0.02 | 9914 | 42.0 | 163.9 | 129.3 | 240.2 |



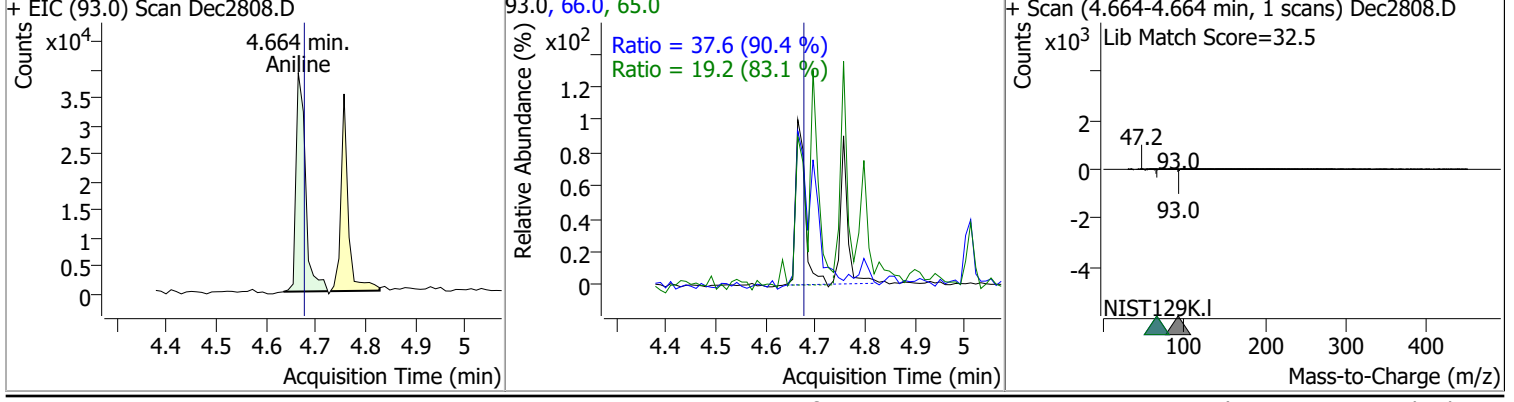
| Compound | Conc. | RT | Dev(Min) | Resp. | QIon | QRatio | Lower | Upper |
|----------|--------|------|----------|-------|------|--------|-------|-------|
| Pyridine | 4.6343 | 2.56 | 0.04 | 22237 | 52.0 | 127.2 | 95.0 | 176.5 |



| Compound | Conc. | RT | Dev(Min) | Resp. | QIon | QRatio | Lower | Upper |
|----------------|--------|------|----------|-------|------|--------|-------|-------|
| 2-Fluorophenol | 4.2153 | 3.71 | 0.01 | 25199 | 64.0 | 61.2 | 44.8 | 83.2 |
| | | | | | 92.0 | 21.5 | 14.2 | 26.4 |

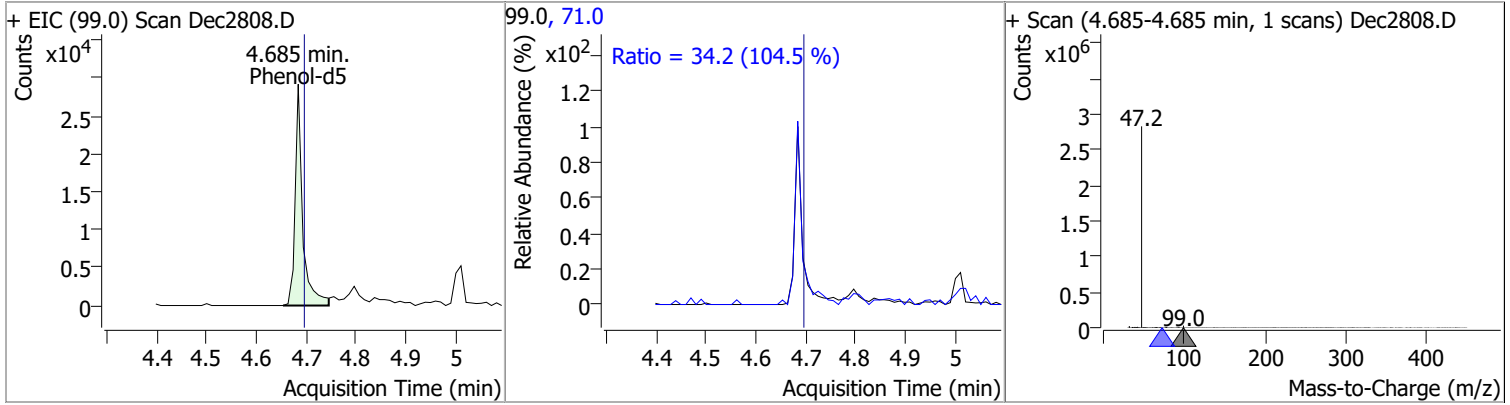


| Compound | Conc. | RT | Dev(Min) | Resp. | QIon | QRatio | Lower | Upper |
|----------|--------|------|----------|-------|------|--------|-------|-------|
| Aniline | 4.2431 | 4.66 | 0.00 | 51406 | 66.0 | 37.6 | 29.1 | 54.1 |
| | | | | | 65.0 | 19.2 | 16.2 | 30.0 |

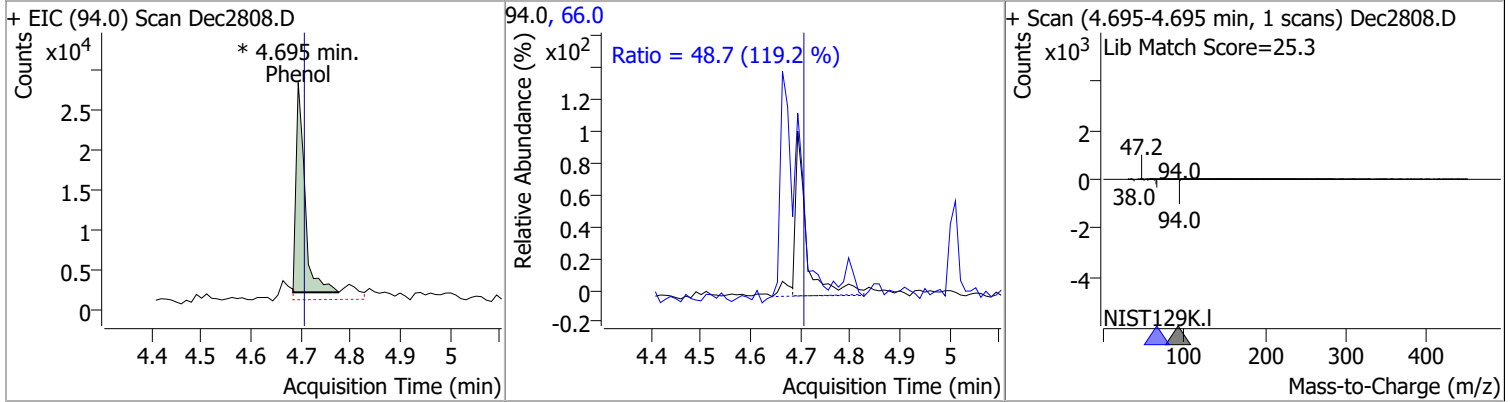


Quantitation Results Report (QT Reviewed)

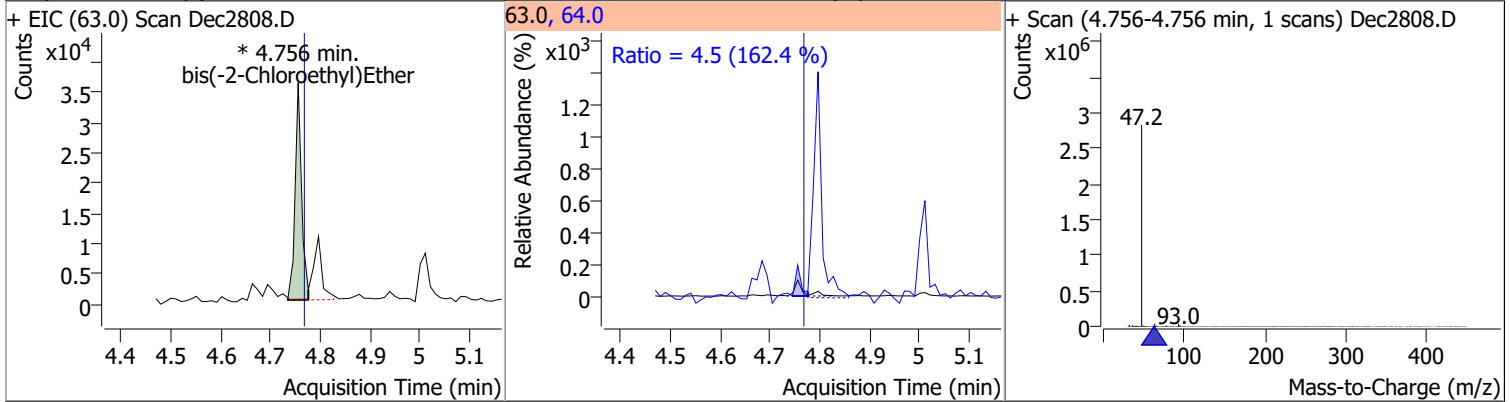
| Compound | Conc. | RT | Dev(Min) | Resp. | QIon | QRatio | Lower | Upper |
|-----------|--------|------|----------|-------|------|--------|-------|-------|
| Phenol-d5 | 4.2864 | 4.68 | 0.00 | 30586 | 71.0 | 34.2 | 22.9 | 42.5 |



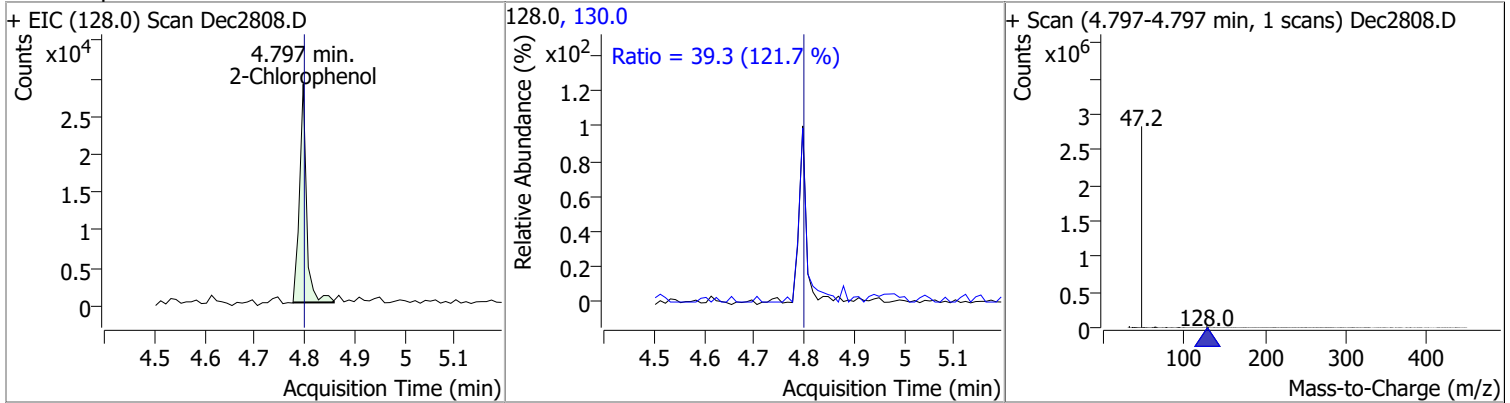
| Compound | Conc. | RT | Dev(Min) | Resp. | QIon | QRatio | Lower | Upper |
|----------|--------|------|----------|-----------|------|--------|-------|-------|
| Phenol | 4.2255 | 4.69 | 0.00 | 32179 (m) | 66.0 | 48.7 | 28.6 | 53.1 |



| Compound | Conc. | RT | Dev(Min) | Resp. | QIon | QRatio | Lower | Upper |
|--------------------------|--------|------|----------|-----------|------|--------|-------|-------|
| bis(-2-Chloroethyl)Ether | 4.1585 | 4.76 | 0.00 | 32469 (m) | 64.0 | 4.5 | 1.9 | 3.6 |

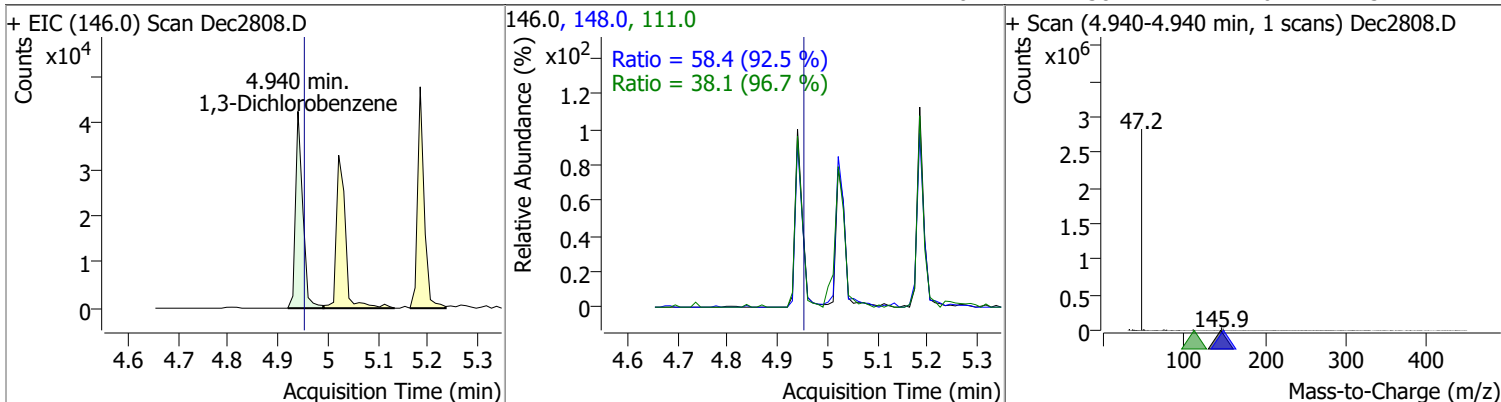


| Compound | Conc. | RT | Dev(Min) | Resp. | QIon | QRatio | Lower | Upper |
|----------------|--------|------|----------|-------|-------|--------|-------|-------|
| 2-Chlorophenol | 4.1988 | 4.80 | 0.01 | 25799 | 130.0 | 39.3 | 22.6 | 42.0 |

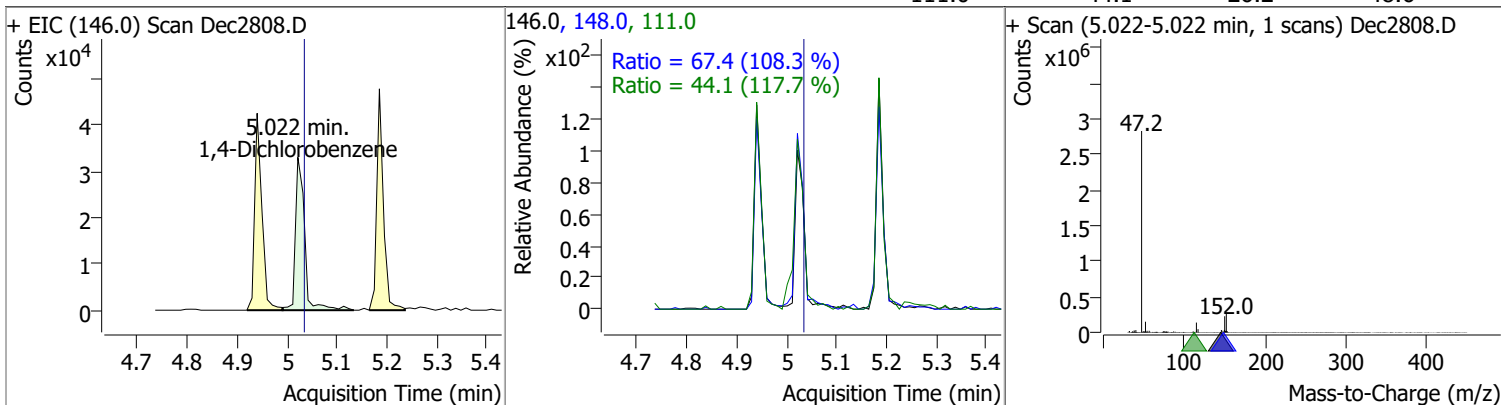


Quantitation Results Report (QT Reviewed)

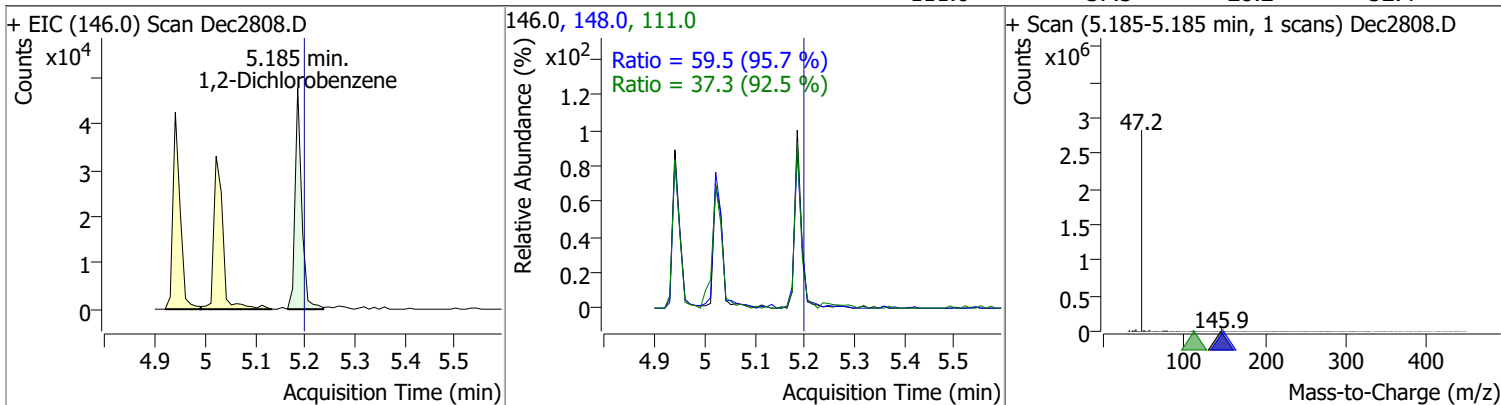
| Compound | Conc. | RT | Dev(Min) | Resp. | QIon | QRatio | Lower | Upper |
|---------------------|--------|------|----------|-------|-------|--------|-------|-------|
| 1,3-Dichlorobenzene | 4.4070 | 4.94 | 0.00 | 43050 | 148.0 | 58.4 | 44.2 | 82.2 |
| | | | | | 111.0 | 38.1 | 27.6 | 51.2 |



| Compound | Conc. | RT | Dev(Min) | Resp. | QIon | QRatio | Lower | Upper |
|---------------------|--------|------|----------|-------|-------|--------|-------|-------|
| 1,4-Dichlorobenzene | 4.3763 | 5.02 | 0.00 | 42160 | 148.0 | 67.4 | 43.6 | 80.9 |
| | | | | | 111.0 | 44.1 | 26.2 | 48.6 |

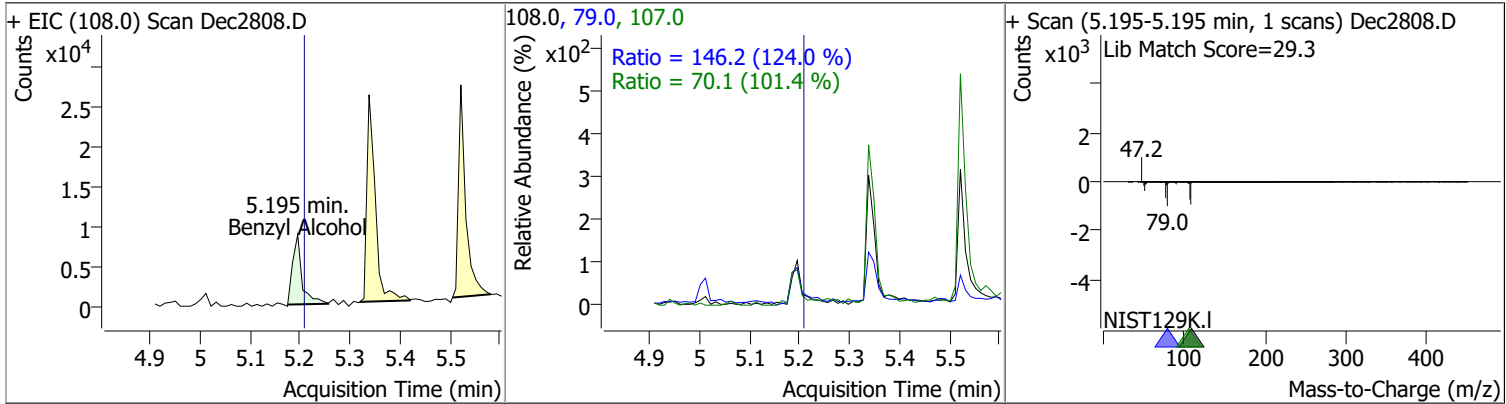


| Compound | Conc. | RT | Dev(Min) | Resp. | QIon | QRatio | Lower | Upper |
|---------------------|--------|------|----------|-------|-------|--------|-------|-------|
| 1,2-Dichlorobenzene | 4.3921 | 5.19 | 0.00 | 44318 | 148.0 | 59.5 | 43.6 | 80.9 |
| | | | | | 111.0 | 37.3 | 28.2 | 52.4 |

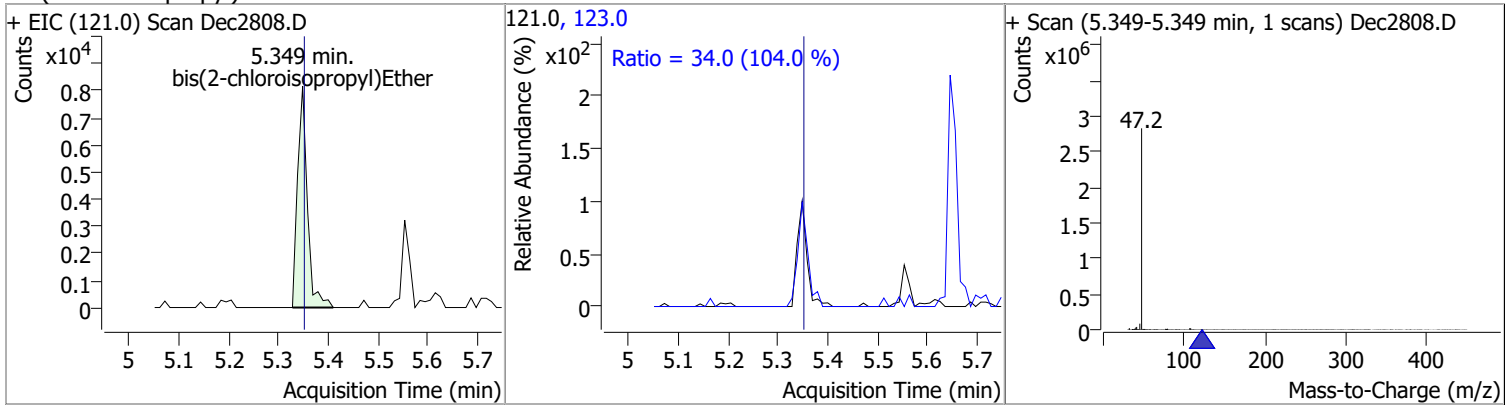


Quantitation Results Report (QT Reviewed)

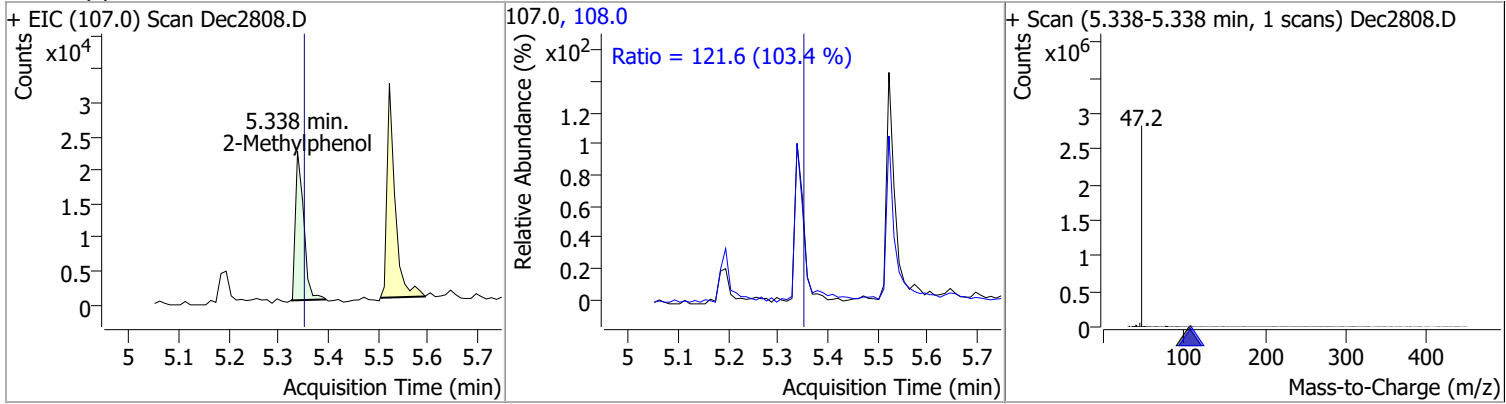
| Compound | Conc. | RT | Dev(Min) | Resp. | QIon | QRatio | Lower | Upper |
|----------------|--------|------|----------|-------|-------|--------|-------|-------|
| Benzyl Alcohol | 4.4500 | 5.20 | 0.00 | 9902 | 79.0 | 146.2 | 82.5 | 153.3 |
| | | | | | 107.0 | 70.1 | 48.4 | 89.9 |



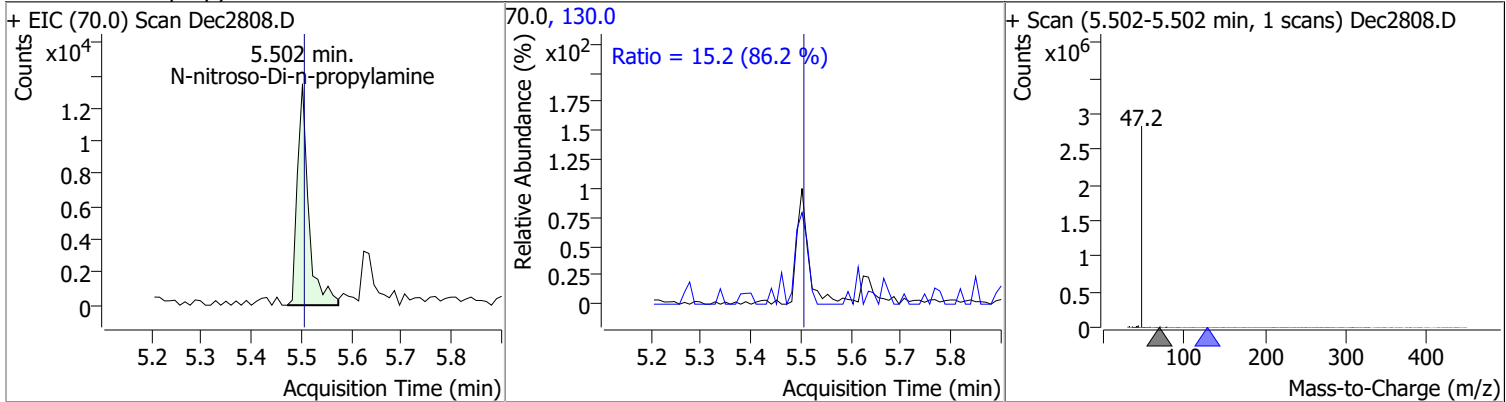
| Compound | Conc. | RT | Dev(Min) | Resp. | QIon | QRatio | Lower | Upper |
|-----------------------------|--------|------|----------|-------|-------|--------|-------|-------|
| bis(2-chloroisopropyl)Ether | 3.6308 | 5.35 | 0.01 | 11129 | 123.0 | 34.0 | 22.9 | 42.5 |



| Compound | Conc. | RT | Dev(Min) | Resp. | QIon | QRatio | Lower | Upper |
|----------------|--------|------|----------|-------|-------|--------|-------|-------|
| 2-Methylphenol | 4.1220 | 5.34 | 0.00 | 25324 | 108.0 | 121.6 | 82.3 | 152.8 |

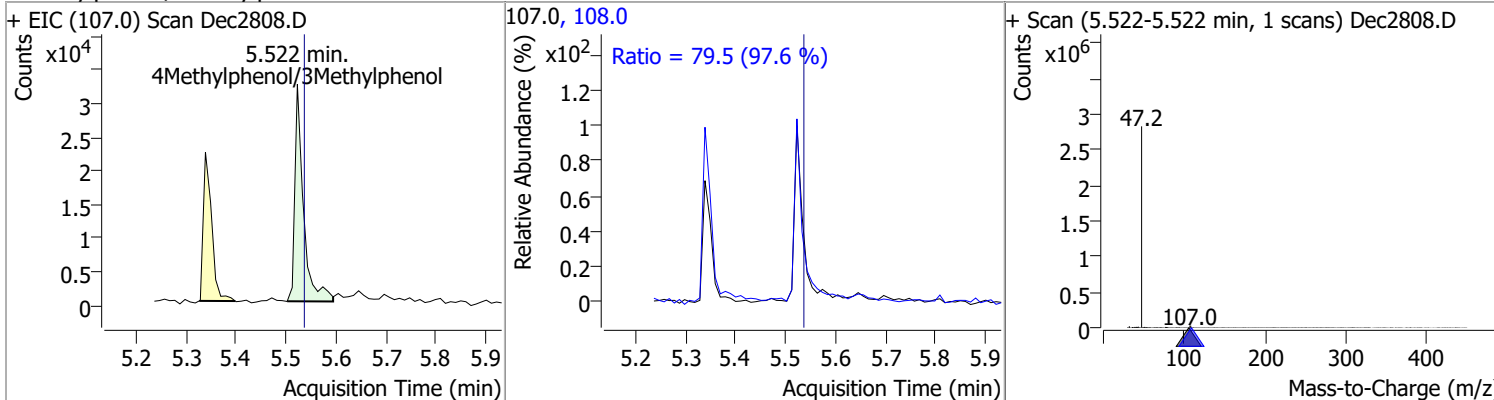


| Compound | Conc. | RT | Dev(Min) | Resp. | QIon | QRatio | Lower | Upper |
|----------------------------|--------|------|----------|-------|-------|--------|-------|-------|
| N-nitroso-Di-n-propylamine | 4.3037 | 5.50 | 0.01 | 21092 | 130.0 | 15.2 | 0.0 | 35.2 |

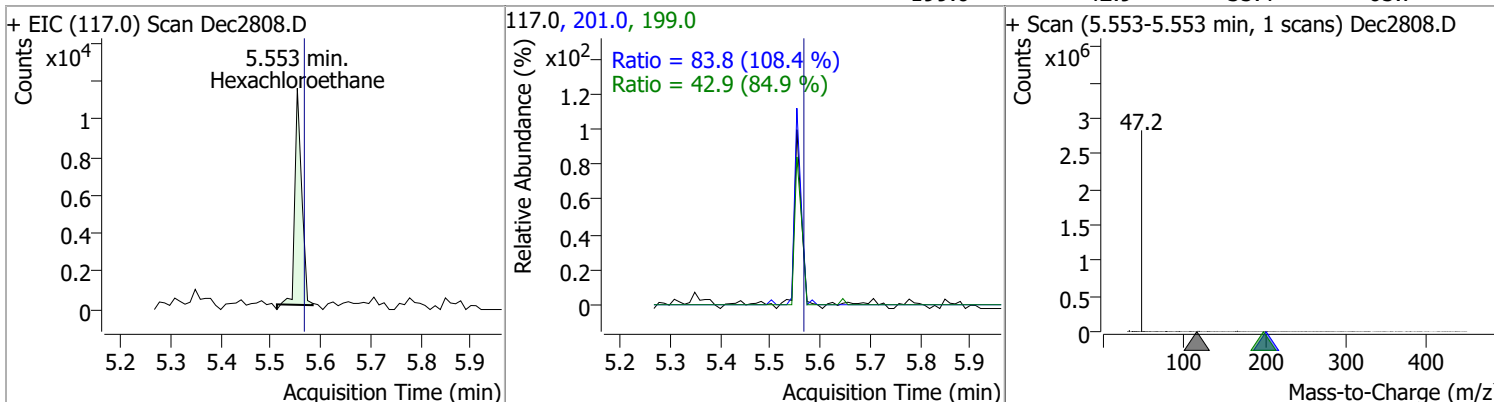


Quantitation Results Report (QT Reviewed)

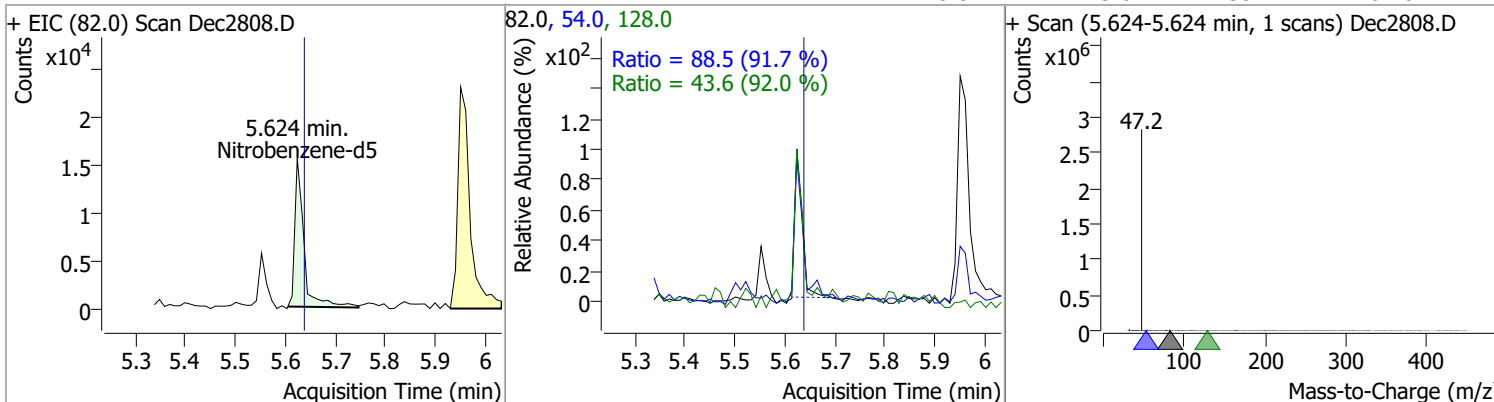
| Compound | Conc. | RT | Dev(Min) | Resp. | QIon | QRatio | Lower | Upper |
|-----------------------------|--------|------|----------|-------|-------|--------|-------|-------|
| 4Methylphenol/3Methylphenol | 3.9295 | 5.52 | 0.00 | 38140 | 108.0 | 79.5 | 57.0 | 105.8 |



| Compound | Conc. | RT | Dev(Min) | Resp. | QIon | QRatio | Lower | Upper |
|------------------|--------|------|----------|-------|-------|--------|-------|-------|
| Hexachloroethane | 4.3009 | 5.55 | 0.00 | 10665 | 201.0 | 83.8 | 54.1 | 100.4 |
| | | | | | 199.0 | 42.9 | 35.4 | 65.7 |

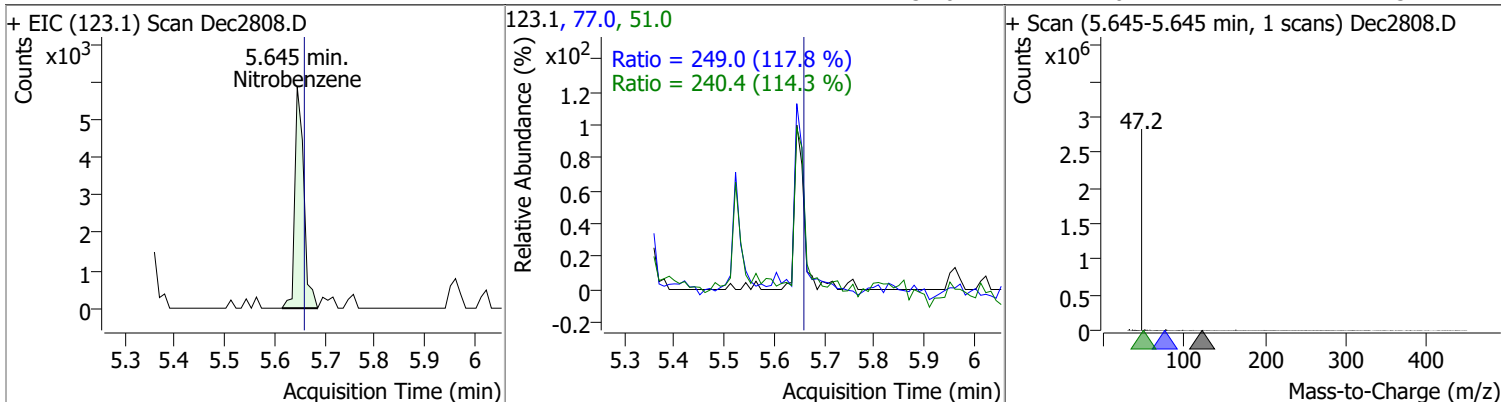


| Compound | Conc. | RT | Dev(Min) | Resp. | QIon | QRatio | Lower | Upper |
|-----------------|--------|------|----------|-------|-------|--------|-------|-------|
| Nitrobenzene-d5 | 4.1129 | 5.62 | 0.00 | 19437 | 54.0 | 88.5 | 67.5 | 125.4 |
| | | | | | 128.0 | 43.6 | 33.2 | 61.6 |

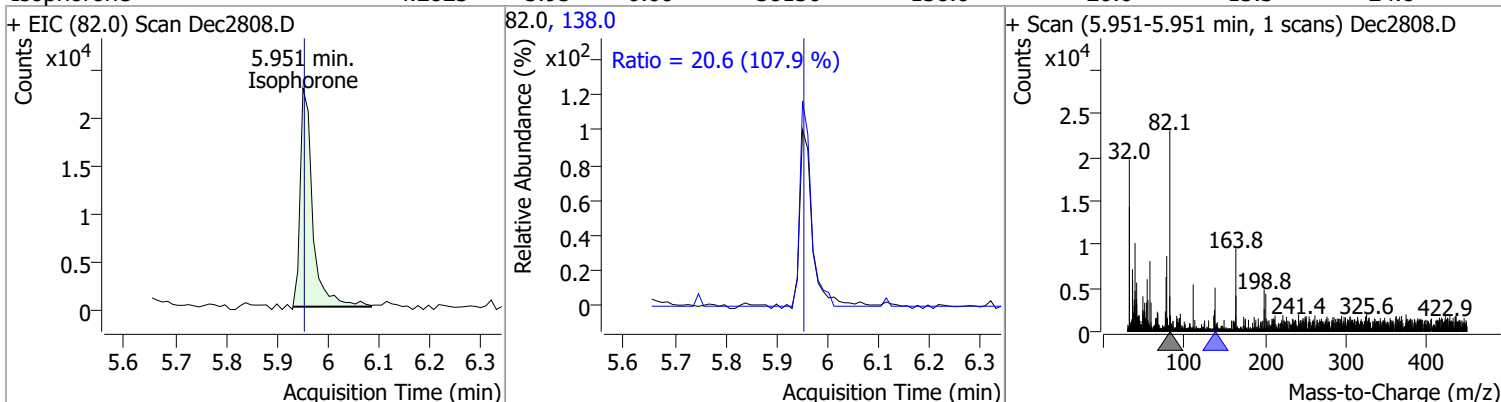


Quantitation Results Report (QT Reviewed)

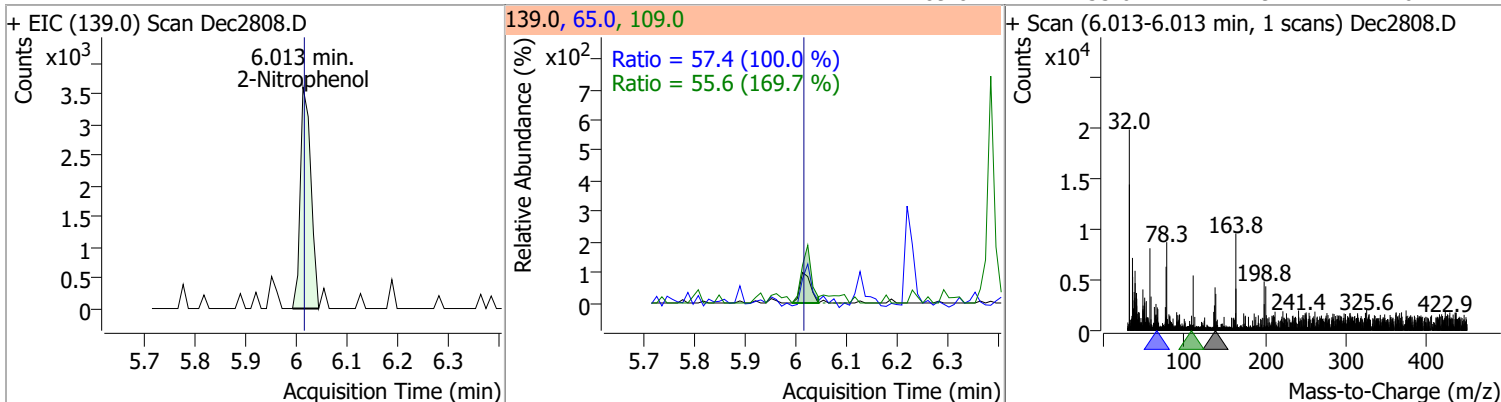
| Compound | Conc. | RT | Dev(Min) | Resp. | QIon | QRatio | Lower | Upper |
|--------------|--------|------|----------|-------|------|--------|-------|-------|
| Nitrobenzene | 4.1835 | 5.64 | 0.00 | 7300 | 77.0 | 249.0 | 148.0 | 274.8 |
| | | | | | 51.0 | 240.4 | 147.2 | 273.4 |



| Compound | Conc. | RT | Dev(Min) | Resp. | QIon | QRatio | Lower | Upper |
|------------|--------|------|----------|-------|-------|--------|-------|-------|
| Isophorone | 4.2823 | 5.95 | 0.00 | 38130 | 138.0 | 20.6 | 13.3 | 24.8 |

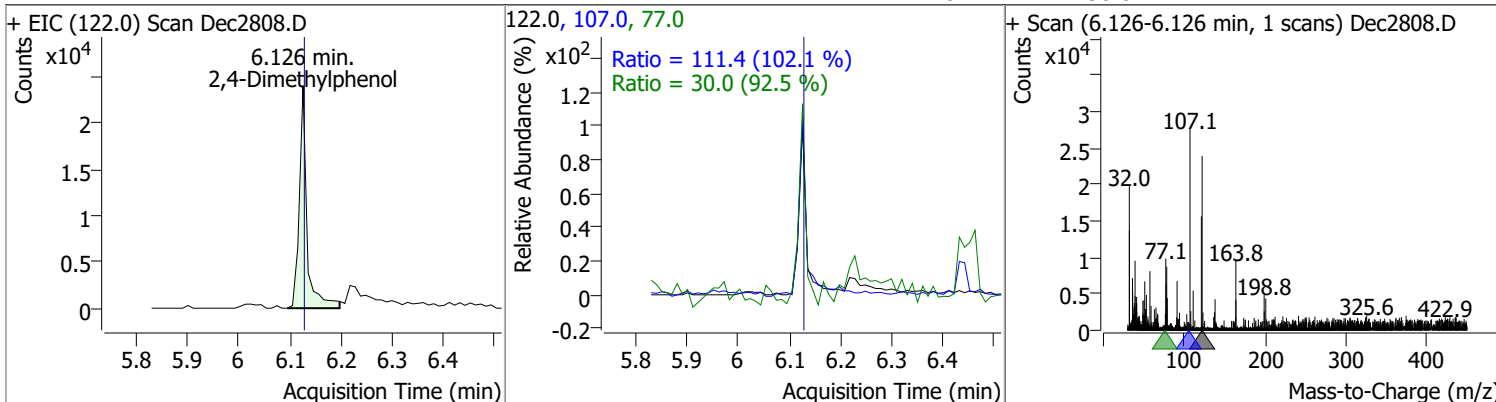


| Compound | Conc. | RT | Dev(Min) | Resp. | QIon | QRatio | Lower | Upper |
|---------------|--------|------|----------|-------|-------|--------|-------|-------|
| 2-Nitrophenol | 4.2523 | 6.01 | 0.00 | 5251 | 65.0 | 57.4 | 40.2 | 74.6 |
| | | | | | 109.0 | 55.6 | 22.9 | 42.6 |

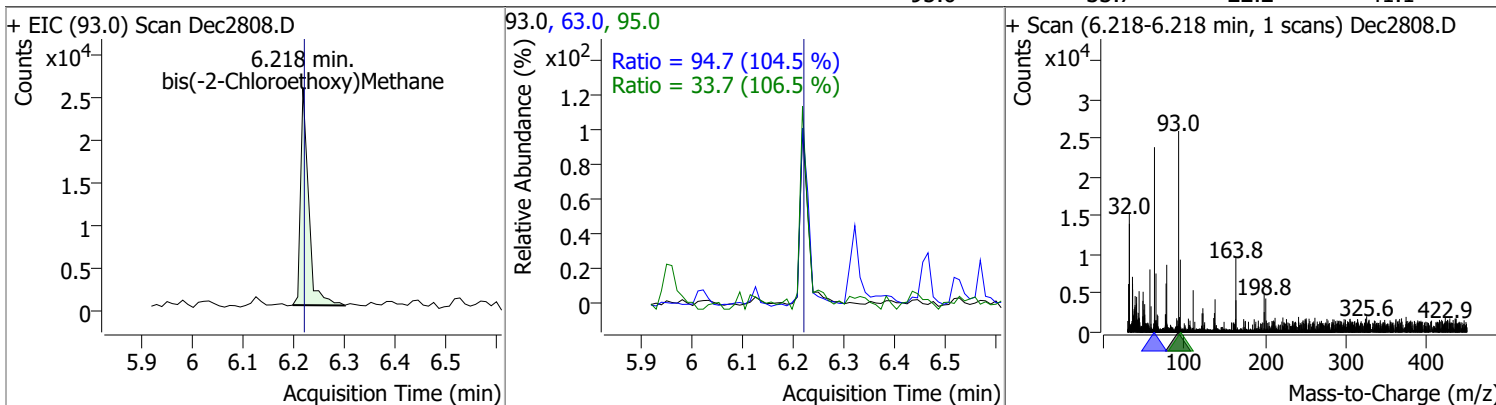


Quantitation Results Report (QT Reviewed)

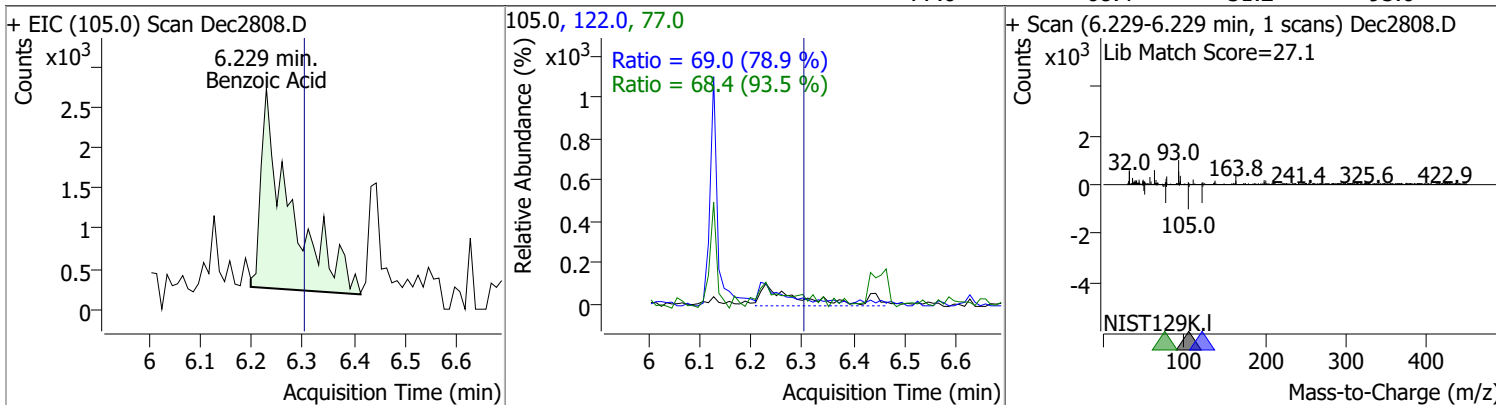
| Compound | Conc. | RT | Dev(Min) | Resp. | QIon | QRatio | Lower | Upper |
|--------------------|--------|------|----------|-------|-------|--------|-------|-------|
| 2,4-Dimethylphenol | 4.4344 | 6.13 | 0.00 | 25126 | 107.0 | 111.4 | 76.4 | 141.8 |
| | | | | | 77.0 | 30.0 | 22.7 | 42.1 |



| Compound | Conc. | RT | Dev(Min) | Resp. | QIon | QRatio | Lower | Upper |
|-----------------------------|--------|------|----------|-------|------|--------|-------|-------|
| bis(-2-Chloroethoxy)Methane | 4.2527 | 6.22 | 0.00 | 27704 | 63.0 | 94.7 | 63.5 | 117.9 |
| | | | | | 95.0 | 33.7 | 22.2 | 41.1 |

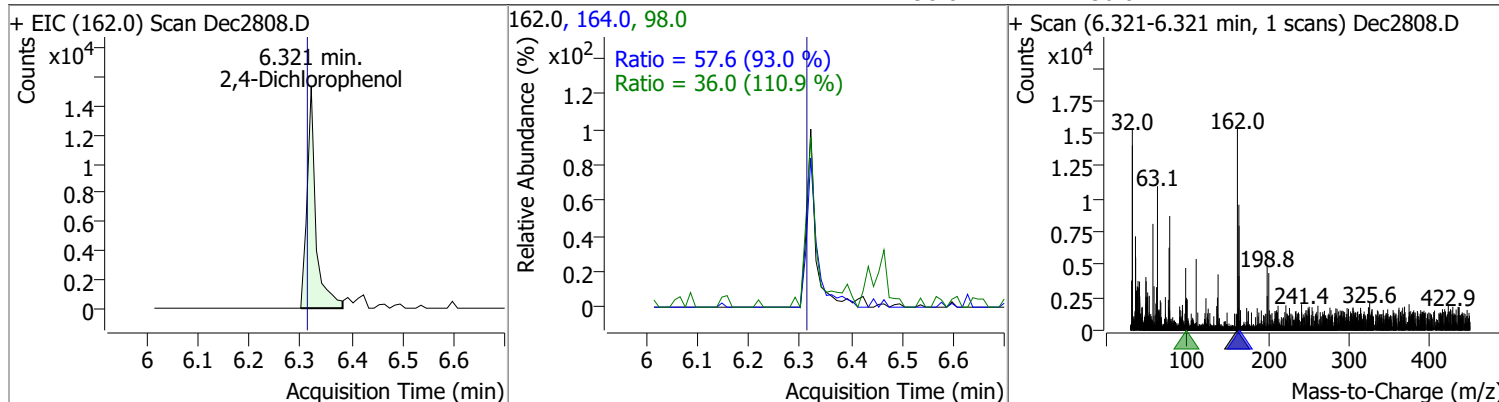


| Compound | Conc. | RT | Dev(Min) | Resp. | QIon | QRatio | Lower | Upper |
|--------------|--------|------|----------|-------|-------|--------|-------|-------|
| Benzoic Acid | 4.7988 | 6.23 | -0.07 | 9900 | 122.0 | 69.0 | 61.1 | 113.6 |
| | | | | | 77.0 | 68.4 | 51.2 | 95.0 |

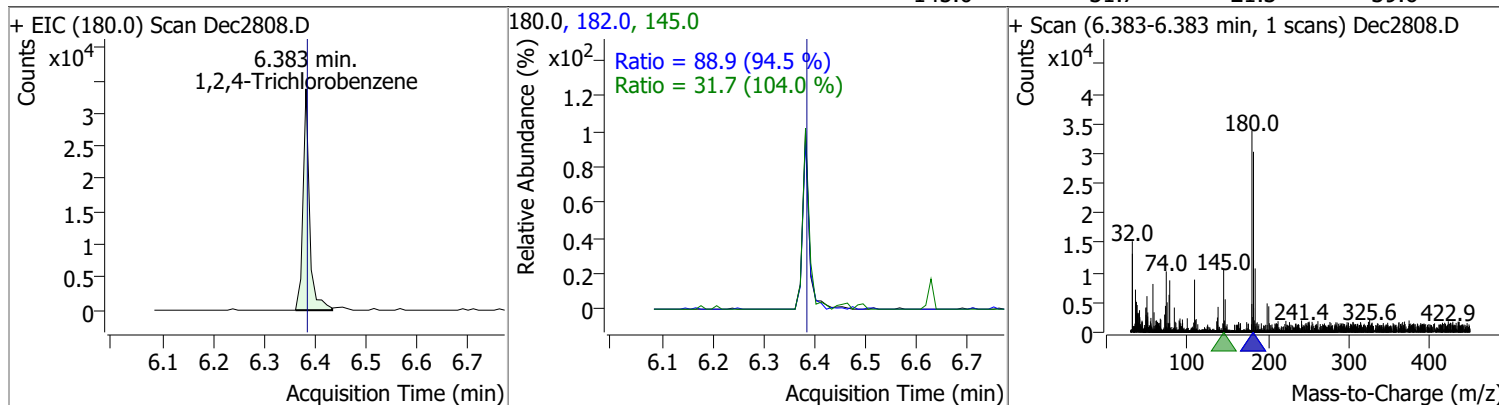


Quantitation Results Report (QT Reviewed)

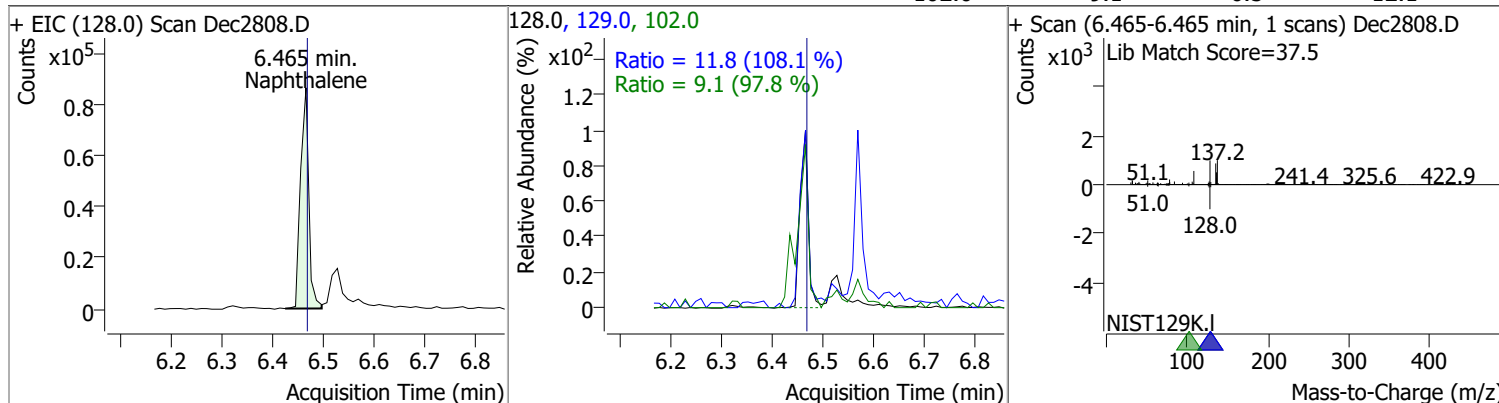
| Compound | Conc. | RT | Dev(Min) | Resp. | QIon | QRatio | Lower | Upper |
|--------------------|--------|------|----------|-------|-------|--------|-------|-------|
| 2,4-Dichlorophenol | 4.3038 | 6.32 | 0.01 | 18452 | 164.0 | 57.6 | 43.4 | 80.5 |
| | | | | | 98.0 | 36.0 | 22.7 | 42.1 |



| Compound | Conc. | RT | Dev(Min) | Resp. | QIon | QRatio | Lower | Upper |
|------------------------|--------|------|----------|-------|-------|--------|-------|-------|
| 1,2,4-Trichlorobenzene | 4.5411 | 6.38 | 0.00 | 30041 | 182.0 | 88.9 | 65.8 | 122.3 |
| | | | | | 145.0 | 31.7 | 21.3 | 39.6 |

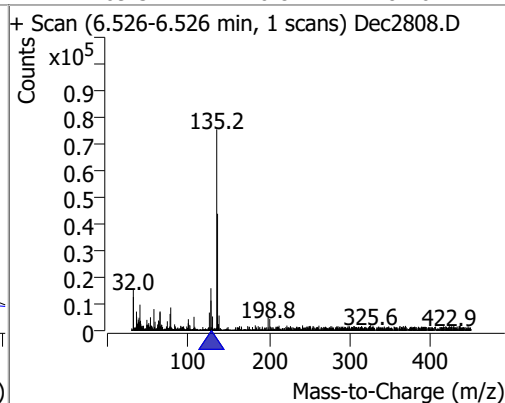
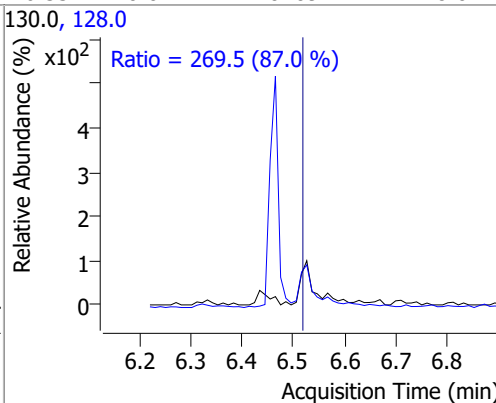
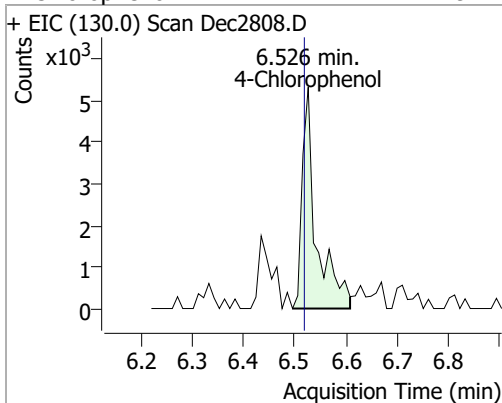


| Compound | Conc. | RT | Dev(Min) | Resp. | QIon | QRatio | Lower | Upper |
|-------------|--------|------|----------|-------|-------|--------|-------|-------|
| Naphthalene | 4.4462 | 6.46 | 0.00 | 96787 | 129.0 | 11.8 | 7.7 | 14.2 |
| | | | | | 102.0 | 9.1 | 6.5 | 12.1 |

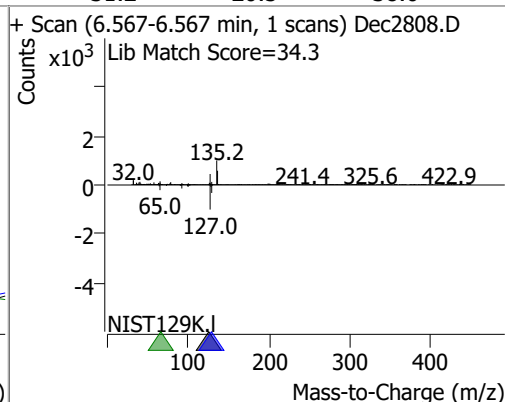
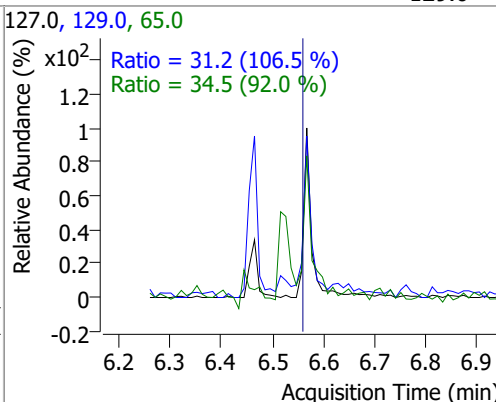
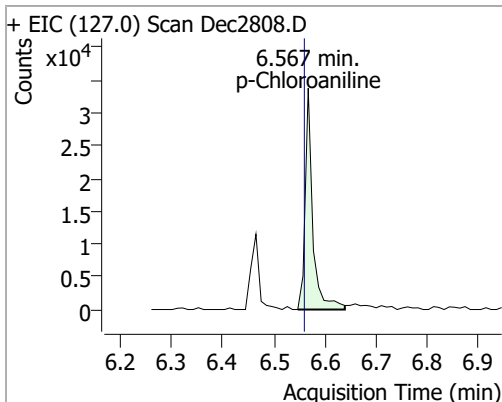


Quantitation Results Report (QT Reviewed)

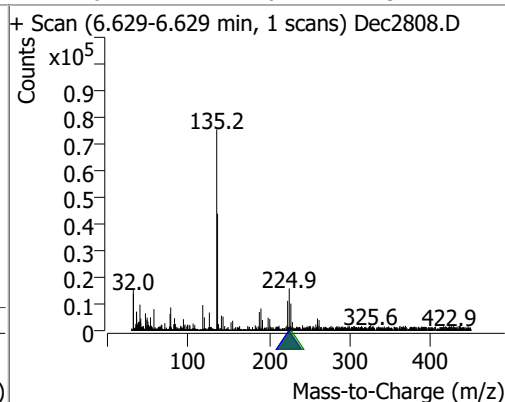
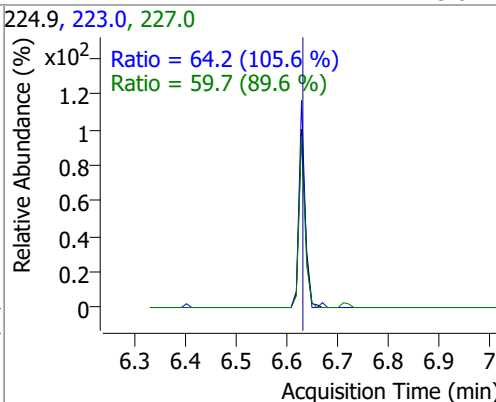
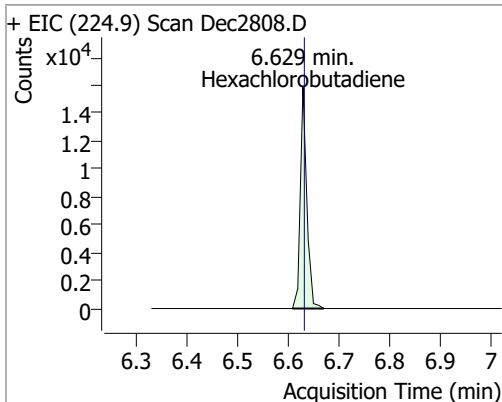
| Compound | Conc. | RT | Dev(Min) | Resp. | QIon | QRatio | Lower | Upper |
|----------------|--------|------|----------|-------|-------|--------|-------|-------|
| 4-Chlorophenol | 4.7449 | 6.53 | 0.01 | 10209 | 128.0 | 269.5 | 216.8 | 402.6 |



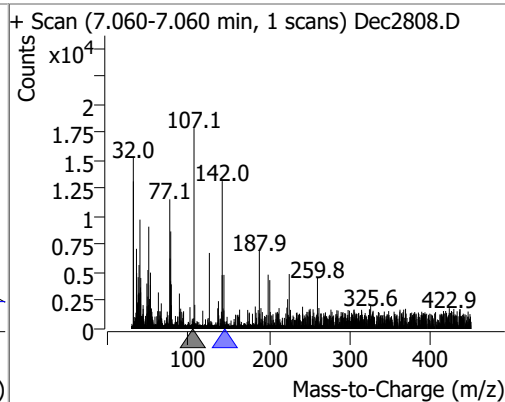
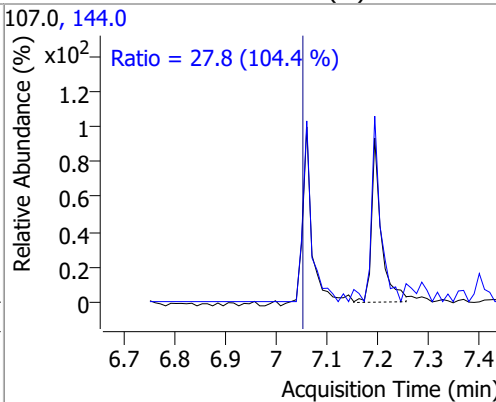
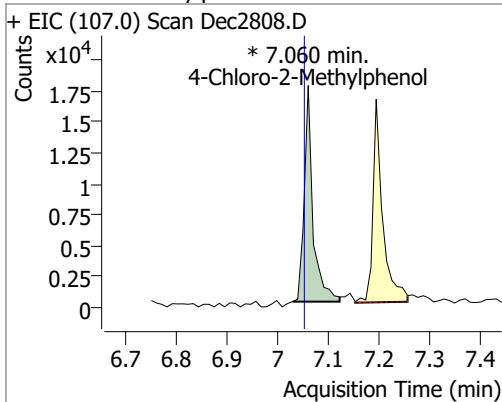
| Compound | Conc. | RT | Dev(Min) | Resp. | QIon | QRatio | Lower | Upper |
|-----------------|--------|------|----------|-------|-------|--------|-------|-------|
| p-Chloroaniline | 4.1838 | 6.57 | 0.01 | 34839 | 65.0 | 34.5 | 26.3 | 48.8 |
| | | | | | 129.0 | 31.2 | 20.5 | 38.0 |



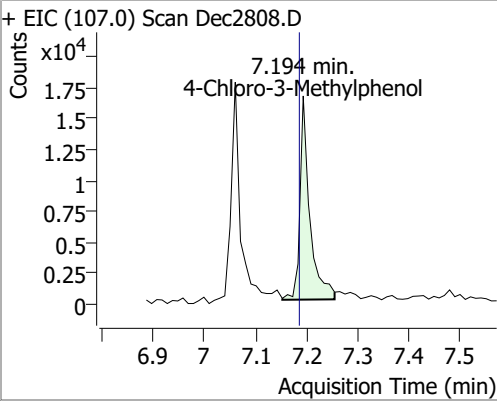
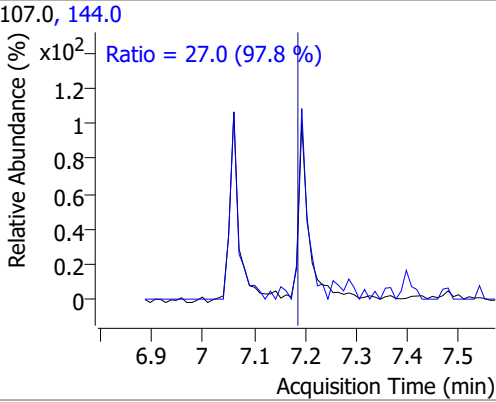
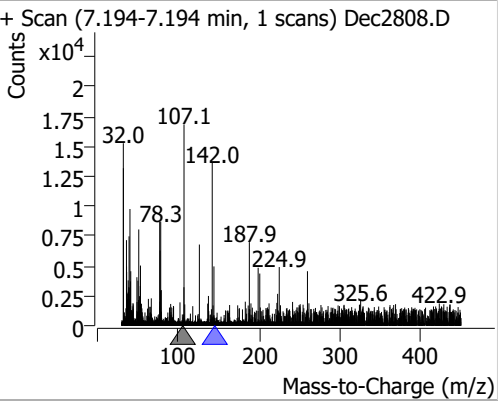
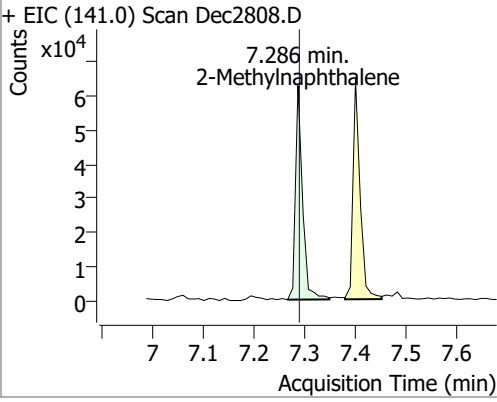
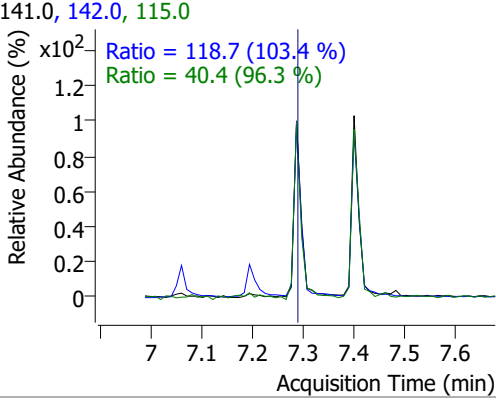
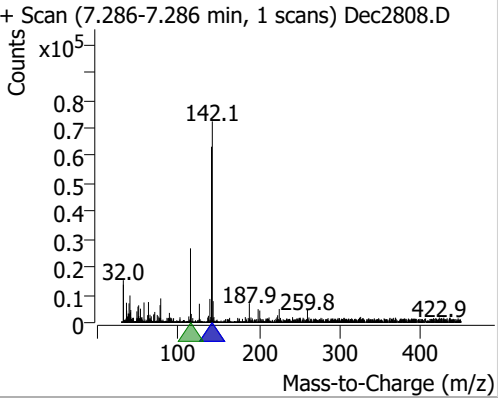
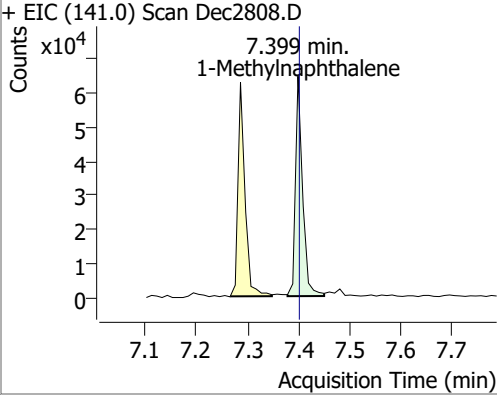
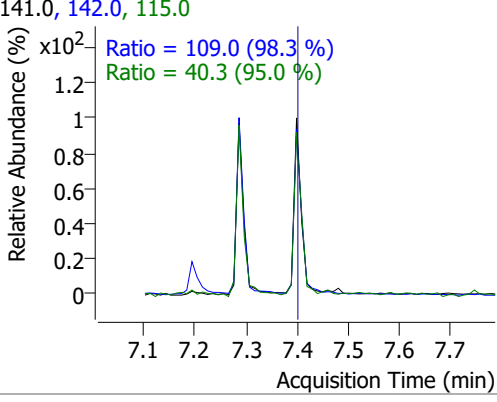
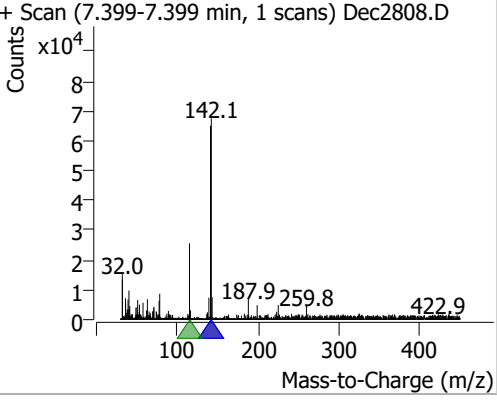
| Compound | Conc. | RT | Dev(Min) | Resp. | QIon | QRatio | Lower | Upper |
|---------------------|--------|------|----------|-------|-------|--------|-------|-------|
| Hexachlorobutadiene | 4.1395 | 6.63 | 0.00 | 14047 | 227.0 | 59.7 | 46.6 | 86.6 |
| | | | | | 223.0 | 64.2 | 42.6 | 79.1 |



| Compound | Conc. | RT | Dev(Min) | Resp. | QIon | QRatio | Lower | Upper |
|-------------------------|--------|------|----------|-----------|-------|--------|-------|-------|
| 4-Chloro-2-Methylphenol | 4.1039 | 7.06 | 0.01 | 20848 (m) | 144.0 | 27.8 | 18.6 | 34.6 |

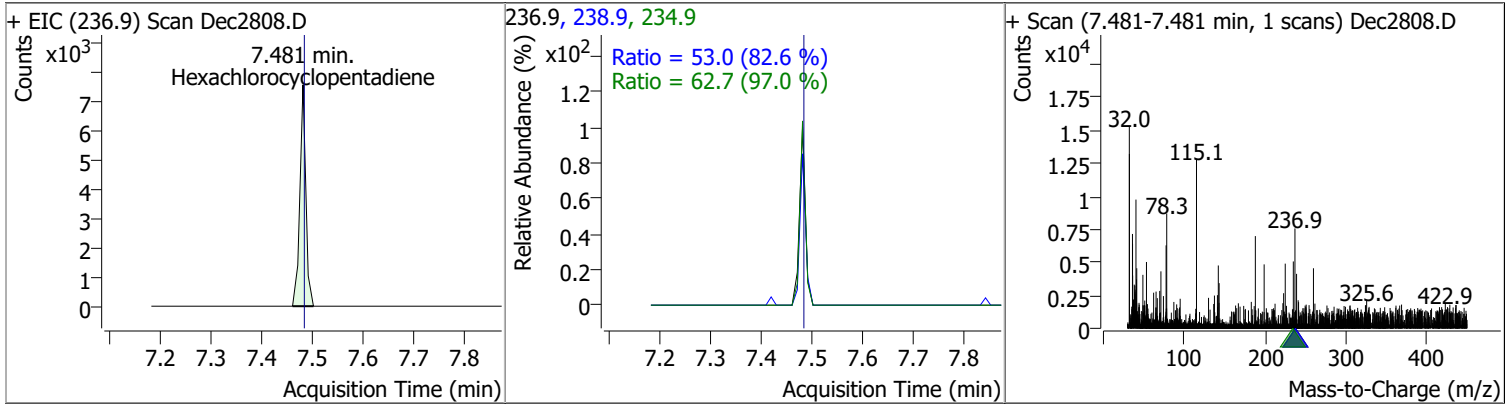


Quantitation Results Report (QT Reviewed)

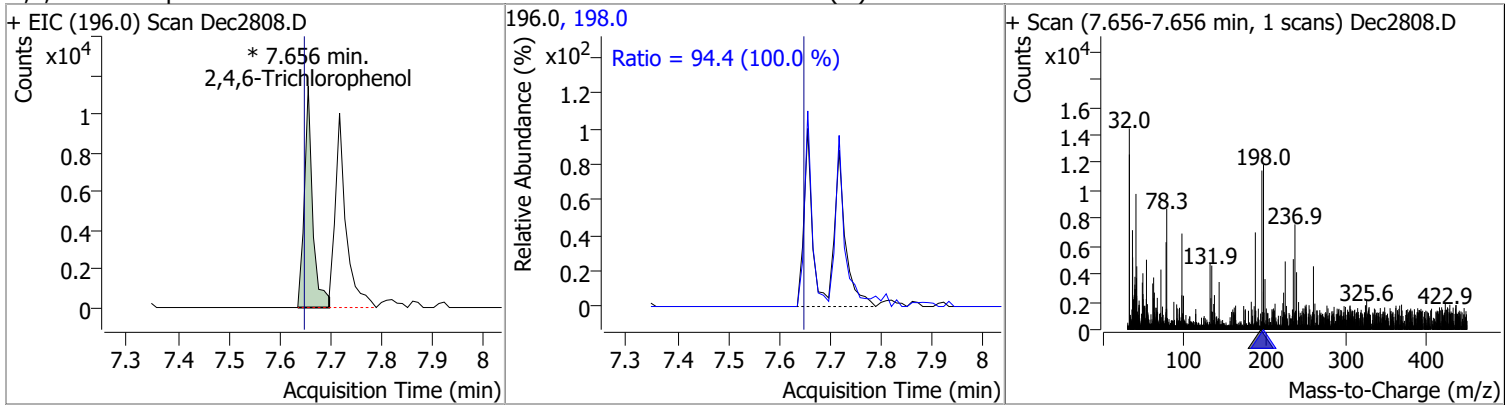
| Compound | Conc. | RT | Dev(Min) | Resp. | QIon | QRatio | Lower | Upper |
|--|--------|------|----------|-------|----------------|---------------|--------------|---------------|
| 4-Chloro-3-Methylphenol | 4.3889 | 7.19 | 0.01 | 22157 | 144.0 | 27.0 | 19.3 | 35.9 |
| <div style="display: flex; justify-content: space-between;"> <div style="width: 30%;"> <p>+ EIC (107.0) Scan Dec2808.D</p>  </div> <div style="width: 30%;"> <p>107.0, 144.0</p>  </div> <div style="width: 30%;"> <p>+ Scan (7.194-7.194 min, 1 scans) Dec2808.D</p>  </div> </div> | | | | | | | | |
| 2-Methylnaphthalene | 4.2152 | 7.29 | 0.00 | 59650 | 142.0 115.0 | 118.7 40.4 | 80.4 29.4 | 149.3 54.6 |
| <div style="display: flex; justify-content: space-between;"> <div style="width: 30%;"> <p>+ EIC (141.0) Scan Dec2808.D</p>  </div> <div style="width: 30%;"> <p>141.0, 142.0, 115.0</p>  </div> <div style="width: 30%;"> <p>+ Scan (7.286-7.286 min, 1 scans) Dec2808.D</p>  </div> </div> | | | | | | | | |
| 1-Methylnaphthalene | 4.1977 | 7.40 | 0.00 | 62786 | 142.0 115.0 | 109.0 40.3 | 77.7 29.7 | 144.2 55.2 |
| <div style="display: flex; justify-content: space-between;"> <div style="width: 30%;"> <p>+ EIC (141.0) Scan Dec2808.D</p>  </div> <div style="width: 30%;"> <p>141.0, 142.0, 115.0</p>  </div> <div style="width: 30%;"> <p>+ Scan (7.399-7.399 min, 1 scans) Dec2808.D</p>  </div> </div> | | | | | | | | |

Quantitation Results Report (QT Reviewed)

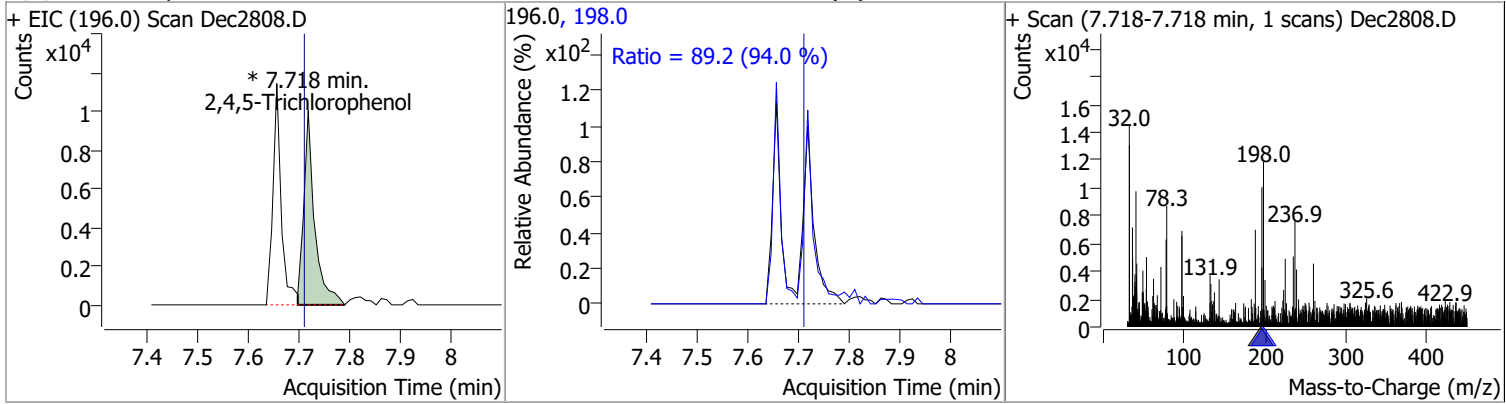
| Compound | Conc. | RT | Dev(Min) | Resp. | QIon | QRatio | Lower | Upper |
|---------------------------|--------|------|----------|-------|-------|--------|-------|-------|
| Hexachlorocyclopentadiene | 4.1979 | 7.48 | 0.00 | 6171 | 234.9 | 62.7 | 45.3 | 84.1 |
| | | | | | 238.9 | 53.0 | 44.9 | 83.3 |



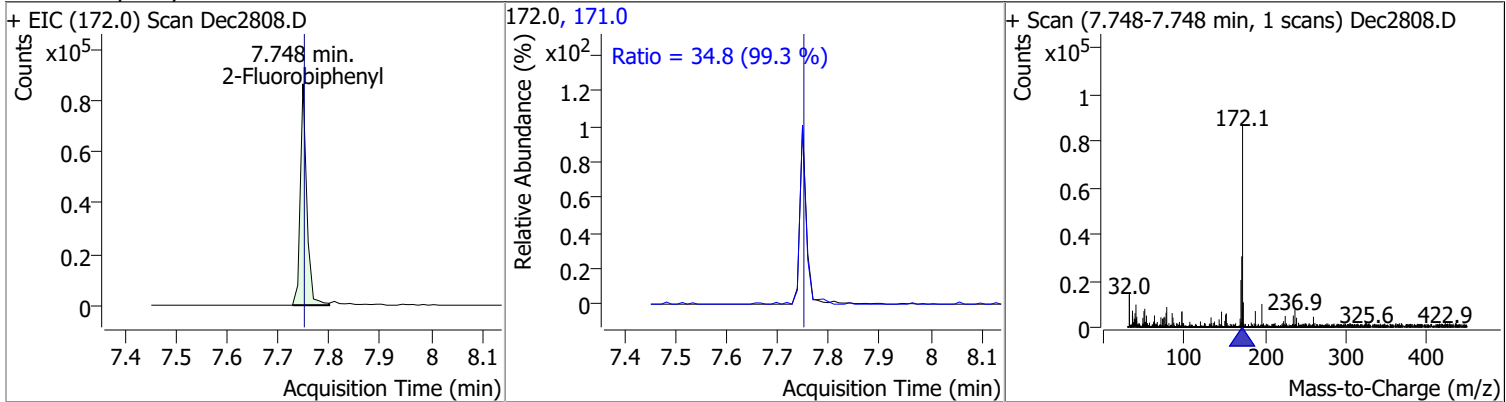
| Compound | Conc. | RT | Dev(Min) | Resp. | QIon | QRatio | Lower | Upper |
|-----------------------|--------|------|----------|-----------|-------|--------|-------|-------|
| 2,4,6-Trichlorophenol | 4.1228 | 7.66 | 0.01 | 12957 (m) | 198.0 | 94.4 | 66.1 | 122.7 |



| Compound | Conc. | RT | Dev(Min) | Resp. | QIon | QRatio | Lower | Upper |
|-----------------------|--------|------|----------|-----------|-------|--------|-------|-------|
| 2,4,5-Trichlorophenol | 4.0235 | 7.72 | 0.01 | 14951 (m) | 198.0 | 89.2 | 66.4 | 123.4 |

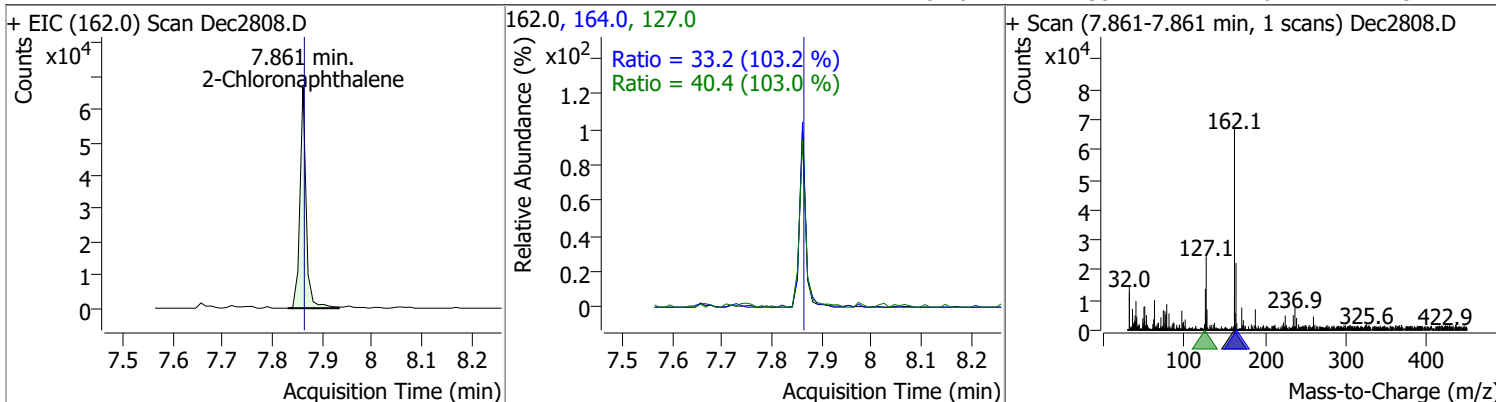


| Compound | Conc. | RT | Dev(Min) | Resp. | QIon | QRatio | Lower | Upper |
|------------------|--------|------|----------|-------|-------|--------|-------|-------|
| 2-Fluorobiphenyl | 4.0273 | 7.75 | 0.00 | 76633 | 171.0 | 34.8 | 24.5 | 45.6 |

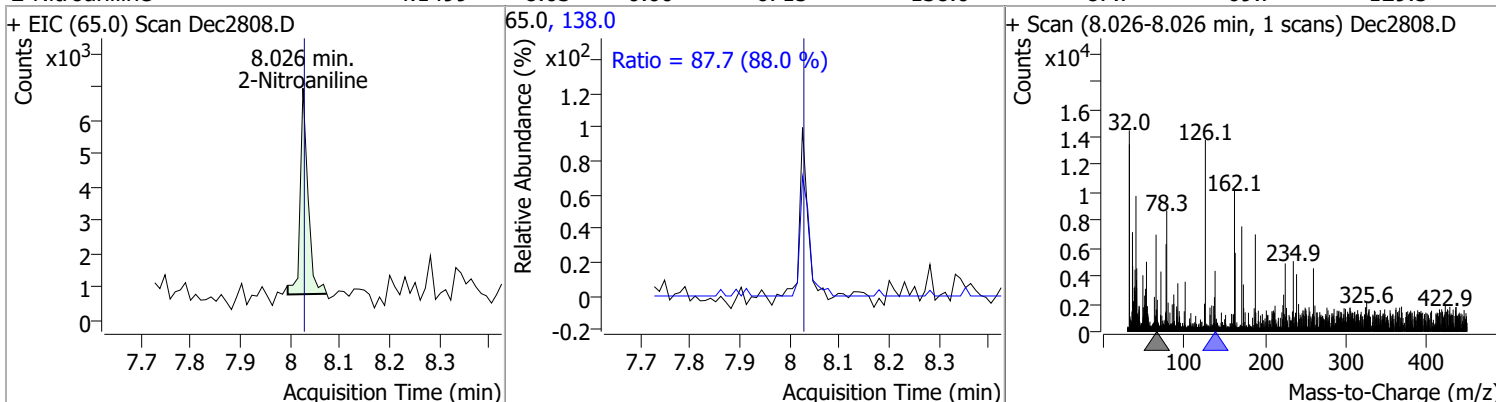


Quantitation Results Report (QT Reviewed)

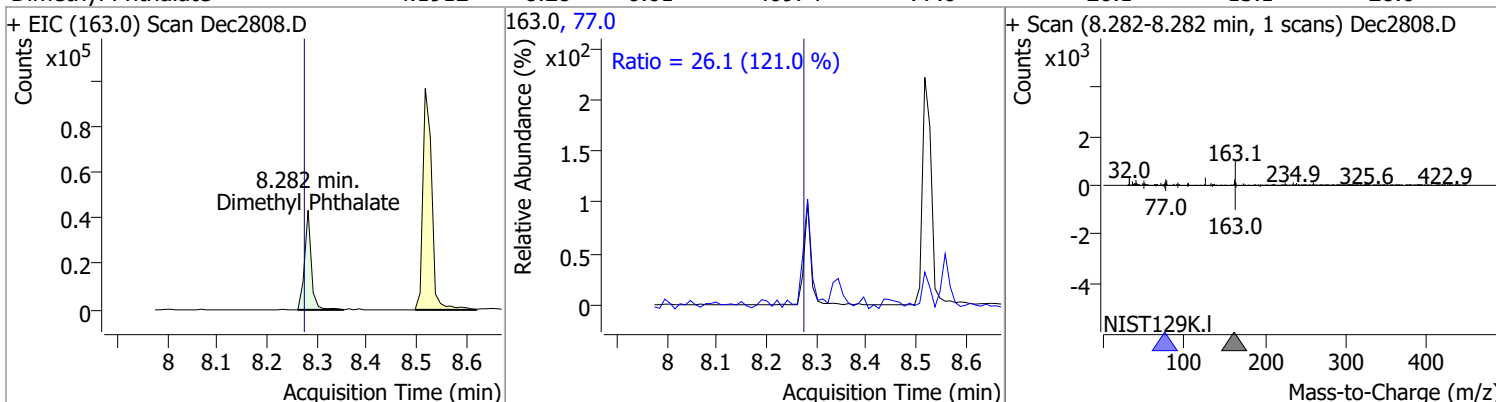
| Compound | Conc. | RT | Dev(Min) | Resp. | QIon | QRatio | Lower | Upper |
|---------------------|--------|------|----------|-------|-------|--------|-------|-------|
| 2-Chloronaphthalene | 4.0217 | 7.86 | 0.00 | 57924 | 127.0 | 40.4 | 27.4 | 50.9 |
| | | | | | 164.0 | 33.2 | 22.6 | 41.9 |



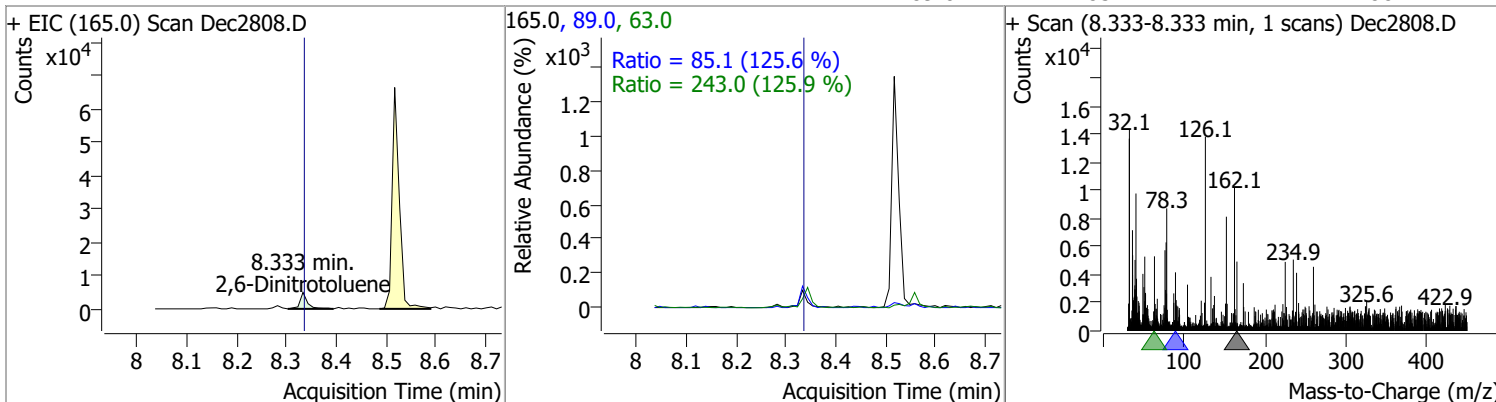
| Compound | Conc. | RT | Dev(Min) | Resp. | QIon | QRatio | Lower | Upper |
|----------------|--------|------|----------|-------|-------|--------|-------|-------|
| 2-Nitroaniline | 4.1499 | 8.03 | 0.00 | 6715 | 138.0 | 87.7 | 69.7 | 129.5 |



| Compound | Conc. | RT | Dev(Min) | Resp. | QIon | QRatio | Lower | Upper |
|--------------------|--------|------|----------|-------|------|--------|-------|-------|
| Dimethyl Phthalate | 4.1912 | 8.28 | 0.01 | 40974 | 77.0 | 26.1 | 15.1 | 28.0 |

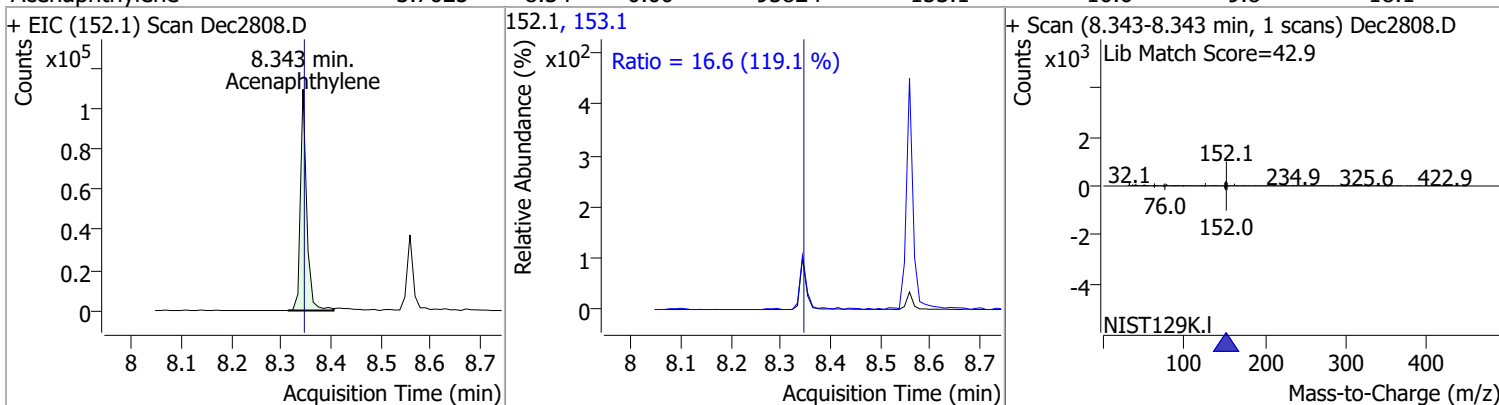


| Compound | Conc. | RT | Dev(Min) | Resp. | QIon | QRatio | Lower | Upper |
|--------------------|--------|------|----------|-------|------|--------|-------|-------|
| 2,6-Dinitrotoluene | 4.2494 | 8.33 | 0.00 | 5240 | 63.0 | 243.0 | 135.1 | 250.9 |
| | | | | | 89.0 | 85.1 | 47.4 | 88.1 |

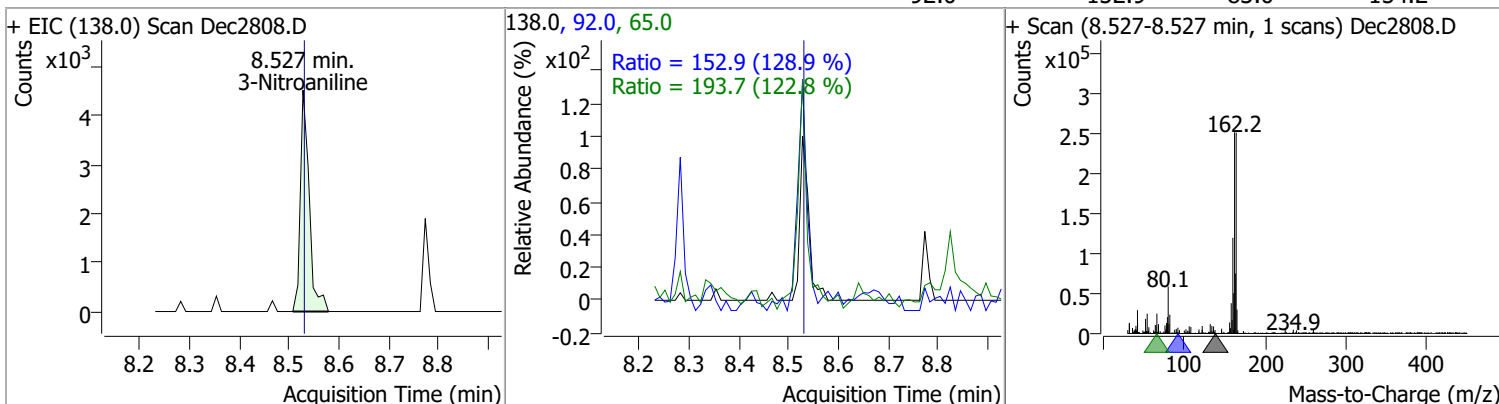


Quantitation Results Report (QT Reviewed)

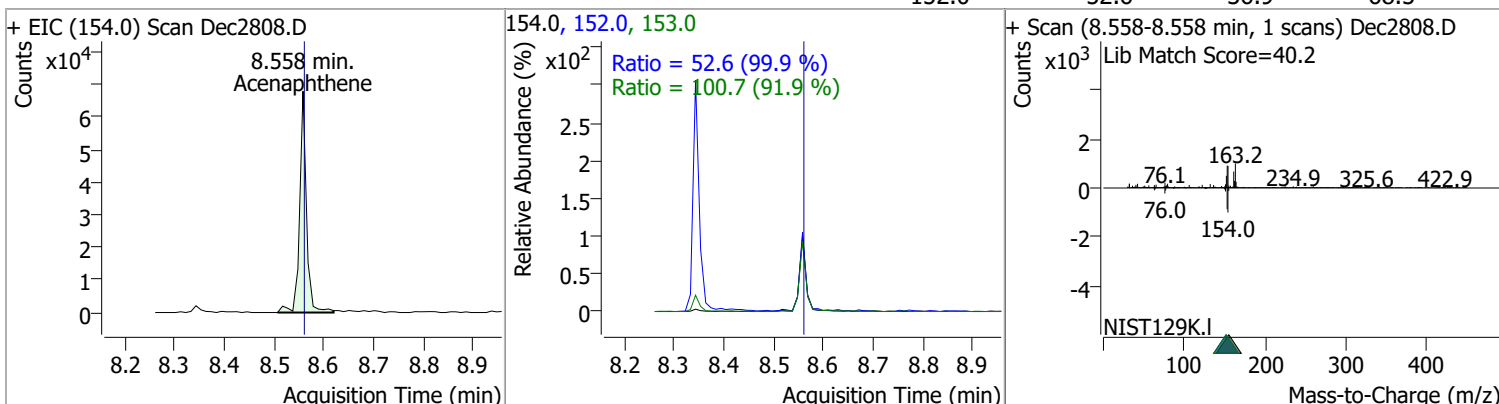
| Compound | Conc. | RT | Dev(Min) | Resp. | QIon | QRatio | Lower | Upper |
|----------------|--------|------|----------|-------|-------|--------|-------|-------|
| Acenaphthylene | 3.7025 | 8.34 | 0.00 | 95824 | 153.1 | 16.6 | 9.8 | 18.1 |



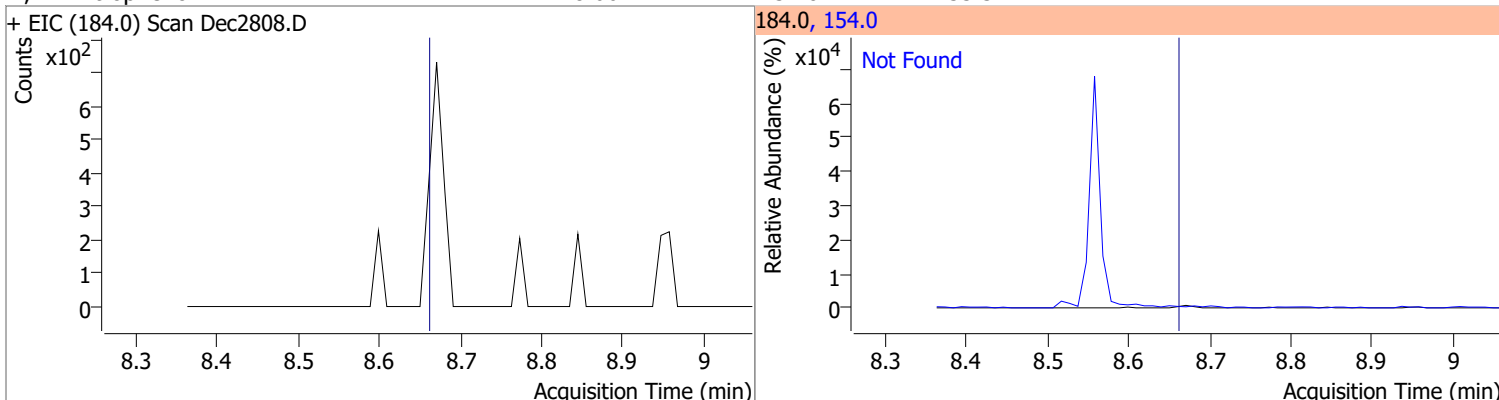
| Compound | Conc. | RT | Dev(Min) | Resp. | QIon | QRatio | Lower | Upper |
|----------------|--------|------|----------|-------|------|--------|-------|-------|
| 3-Nitroaniline | 4.3264 | 8.53 | 0.00 | 5628 | 65.0 | 193.7 | 110.4 | 205.1 |
| | | | | | 92.0 | 152.9 | 83.0 | 154.2 |



| Compound | Conc. | RT | Dev(Min) | Resp. | QIon | QRatio | Lower | Upper |
|--------------|--------|------|----------|-------|-------|--------|-------|-------|
| Acenaphthene | 3.8585 | 8.56 | 0.00 | 64733 | 153.0 | 100.7 | 76.7 | 142.4 |
| | | | | | 152.0 | 52.6 | 36.9 | 68.5 |

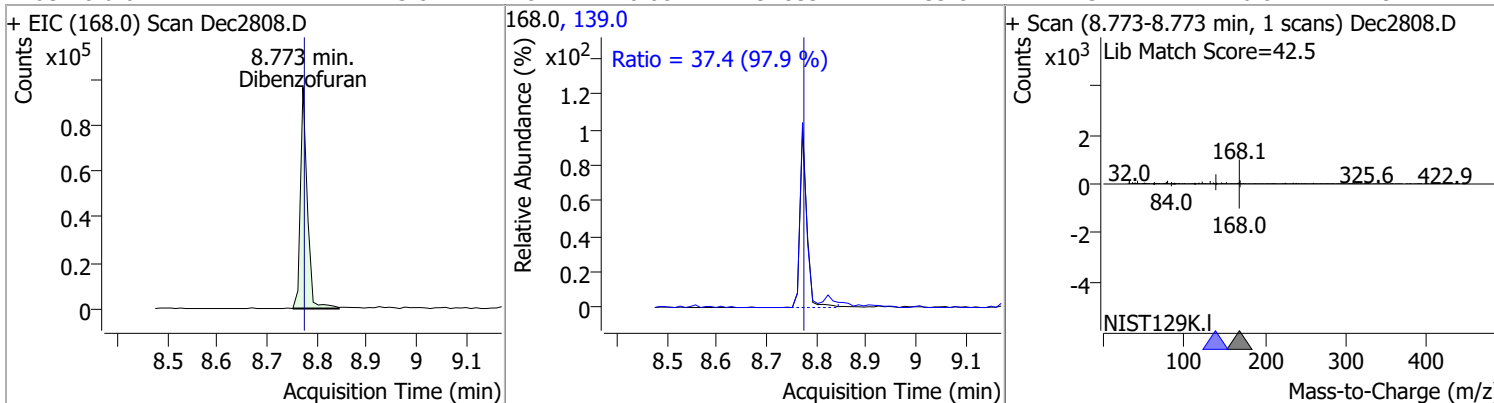


| Compound | Conc. | Exp RT | QIon | Exp Ratio |
|-------------------|-------|--------|-------|-----------|
| 2,4-Dinitrophenol | N.D. | 8.66 | 154.0 | 55.5 |

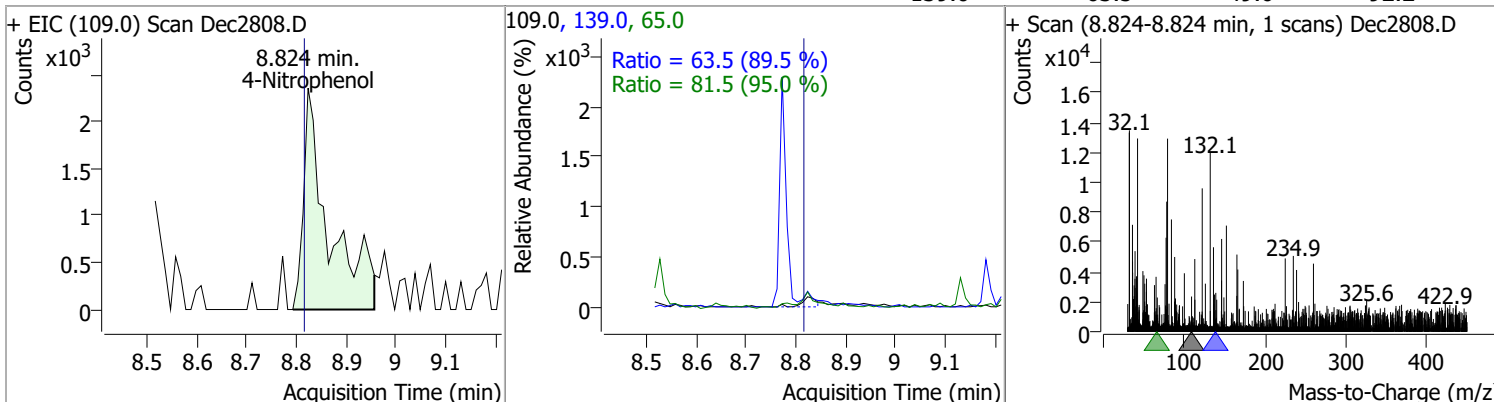


Quantitation Results Report (QT Reviewed)

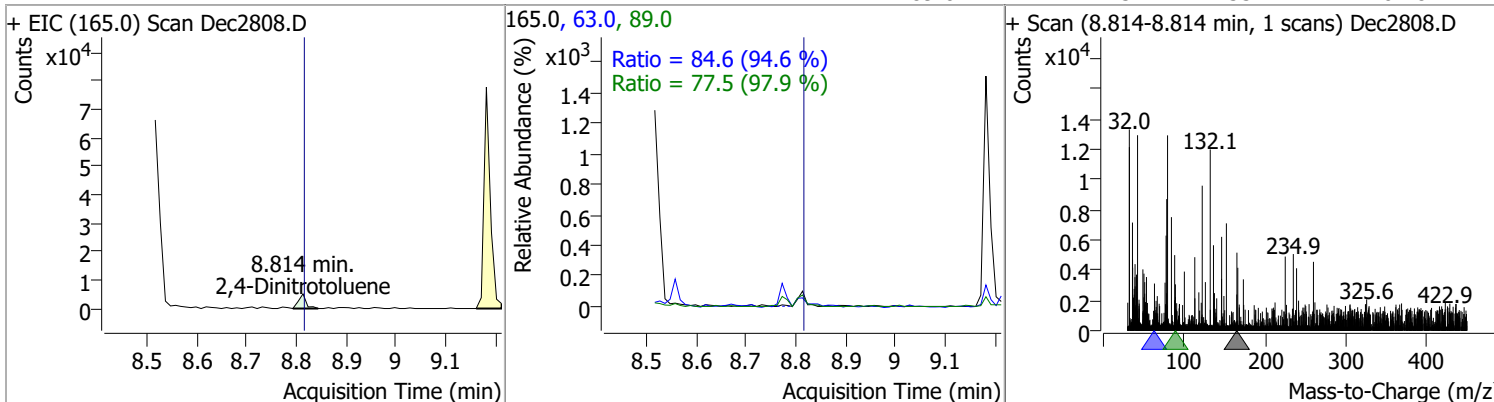
| Compound | Conc. | RT | Dev(Min) | Resp. | QIon | QRatio | Lower | Upper |
|--------------|--------|------|----------|-------|-------|--------|-------|-------|
| Dibenzofuran | 3.8272 | 8.77 | 0.00 | 92859 | 139.0 | 37.4 | 26.8 | 49.7 |



| Compound | Conc. | RT | Dev(Min) | Resp. | QIon | QRatio | Lower | Upper |
|---------------|--------|------|----------|-------|-------|--------|-------|-------|
| 4-Nitrophenol | 4.7416 | 8.82 | 0.01 | 8311 | 65.0 | 81.5 | 60.1 | 111.5 |
| | | | | | 139.0 | 63.5 | 49.6 | 92.2 |

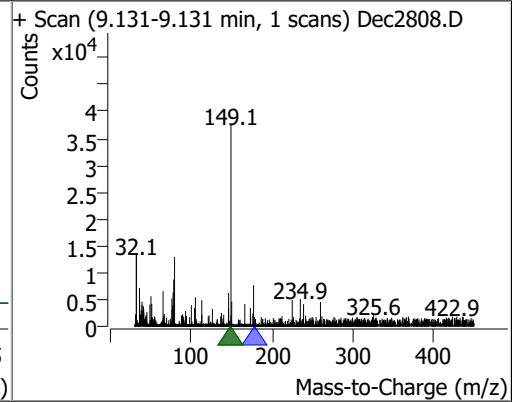
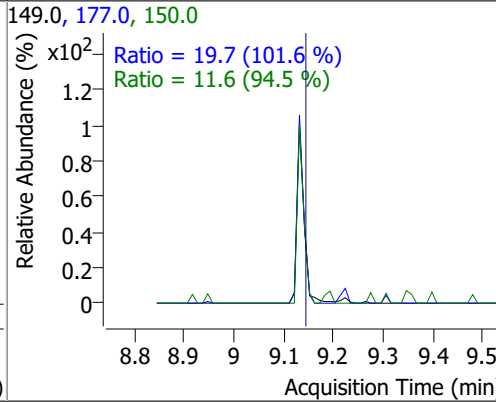
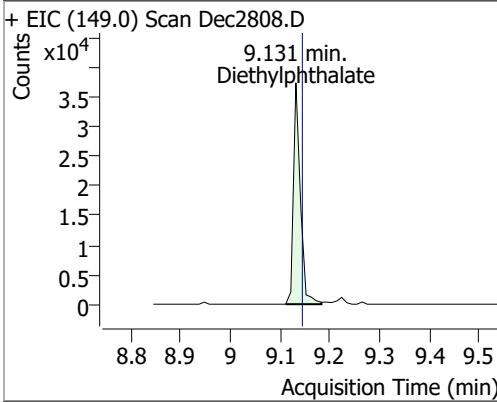


| Compound | Conc. | RT | Dev(Min) | Resp. | QIon | QRatio | Lower | Upper |
|--------------------|--------|------|----------|-------|------|--------|-------|-------|
| 2,4-Dinitrotoluene | 4.2784 | 8.81 | 0.00 | 5374 | 63.0 | 84.6 | 62.6 | 116.2 |
| | | | | | 89.0 | 77.5 | 55.4 | 102.8 |

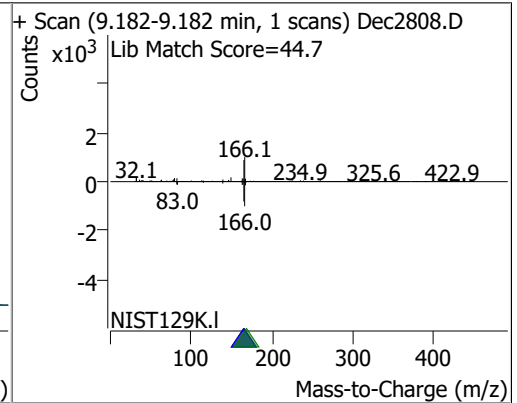
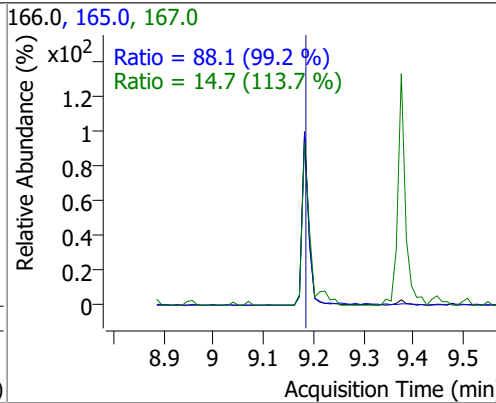
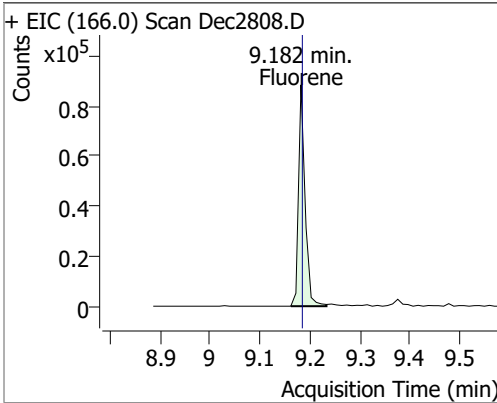


Quantitation Results Report (QT Reviewed)

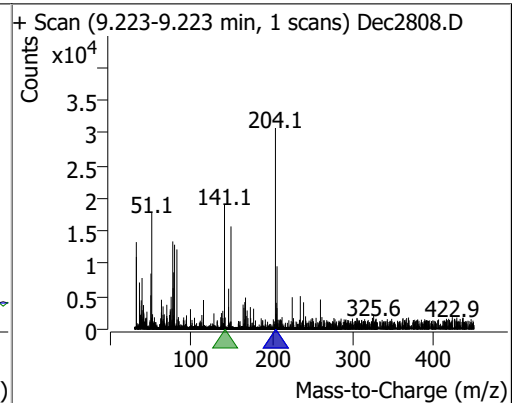
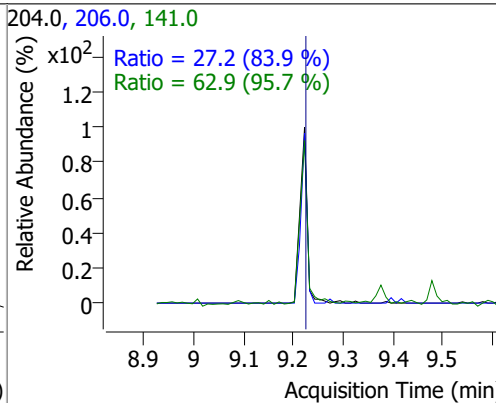
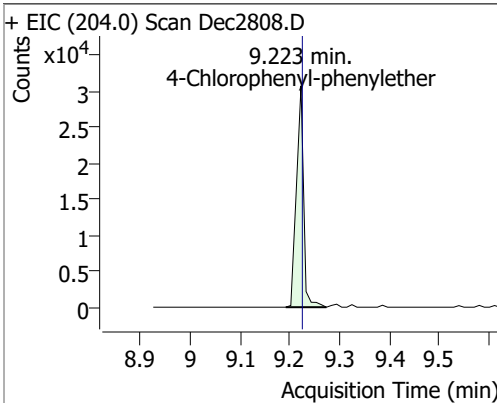
| Compound | Conc. | RT | Dev(Min) | Resp. | QIon | QRatio | Lower | Upper |
|------------------|--------|------|----------|-------|-------|--------|-------|-------|
| Diethylphthalate | 4.2341 | 9.13 | -0.01 | 36125 | 177.0 | 19.7 | 13.6 | 25.2 |
| | | | | | 150.0 | 11.6 | 8.6 | 16.0 |



| Compound | Conc. | RT | Dev(Min) | Resp. | QIon | QRatio | Lower | Upper |
|----------|--------|------|----------|-------|-------|--------|-------|-------|
| Fluorene | 3.7510 | 9.18 | 0.00 | 80606 | 165.0 | 88.1 | 62.2 | 115.4 |
| | | | | | 167.0 | 14.7 | 9.1 | 16.8 |

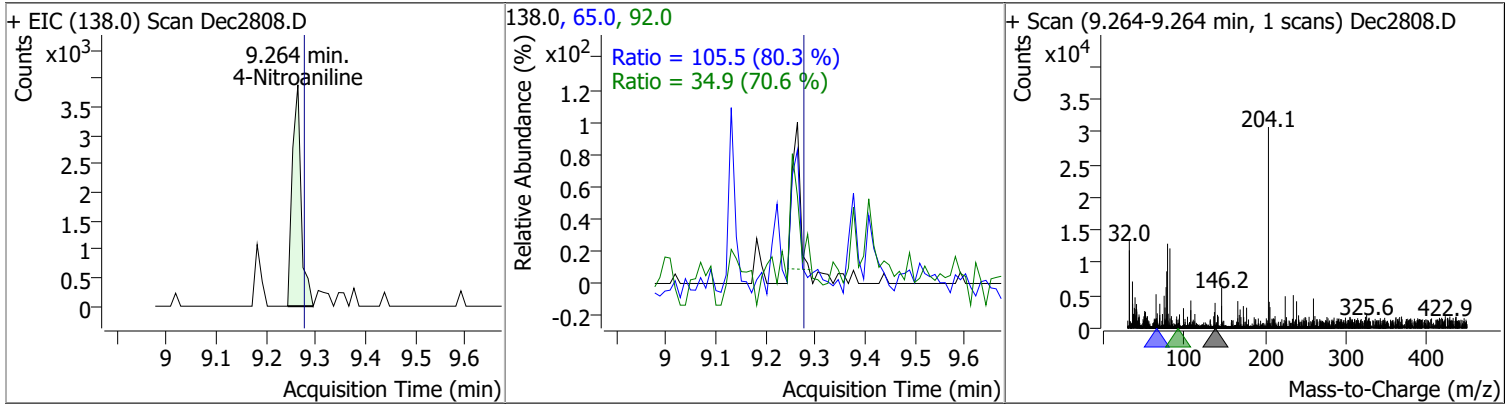


| Compound | Conc. | RT | Dev(Min) | Resp. | QIon | QRatio | Lower | Upper |
|----------------------------|--------|------|----------|-------|-------|--------|-------|-------|
| 4-Chlorophenyl-phenylether | 3.7365 | 9.22 | 0.00 | 30708 | 141.0 | 62.9 | 46.0 | 85.3 |
| | | | | | 206.0 | 27.2 | 22.7 | 42.1 |

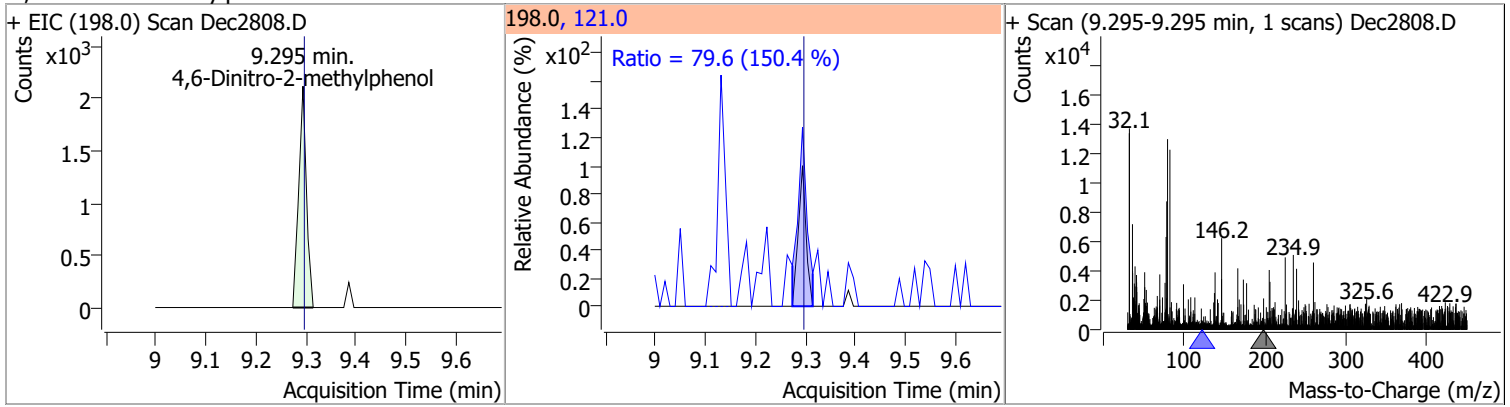


Quantitation Results Report (QT Reviewed)

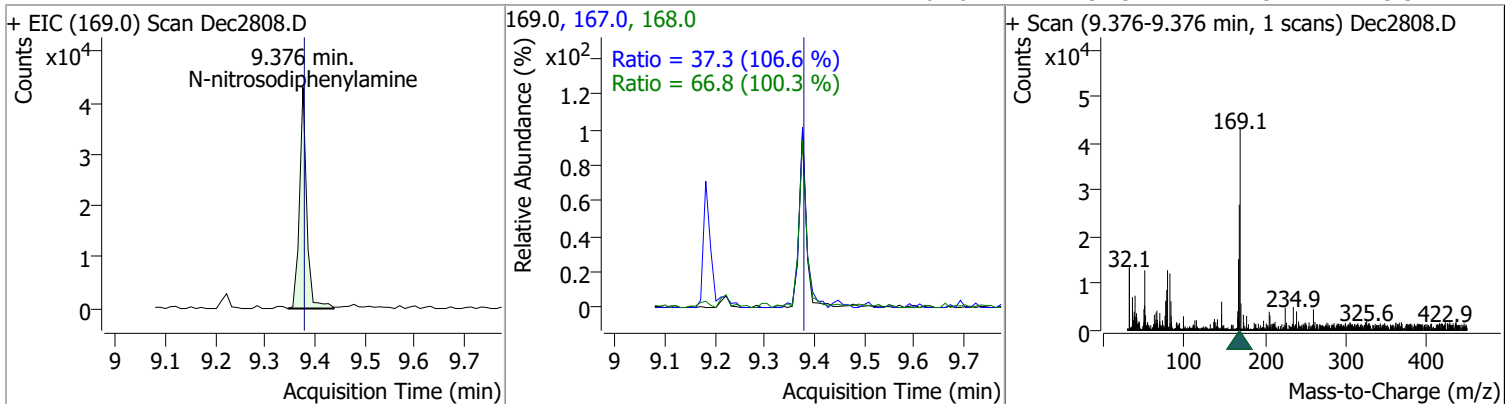
| Compound | Conc. | RT | Dev(Min) | Resp. | QIon | QRatio | Lower | Upper |
|----------------|--------|------|----------|-------|------|--------|-------|-------|
| 4-Nitroaniline | 4.7163 | 9.26 | -0.01 | 4804 | 65.0 | 105.5 | 91.9 | 170.7 |
| | | | | | 92.0 | 34.9 | 34.6 | 64.3 |



| Compound | Conc. | RT | Dev(Min) | Resp. | QIon | QRatio | Lower | Upper |
|----------------------------|--------|------|----------|-------|-------|--------|-------|-------|
| 4,6-Dinitro-2-methylphenol | 4.4741 | 9.29 | 0.00 | 2291 | 121.0 | 79.6 | 37.1 | 68.8 |

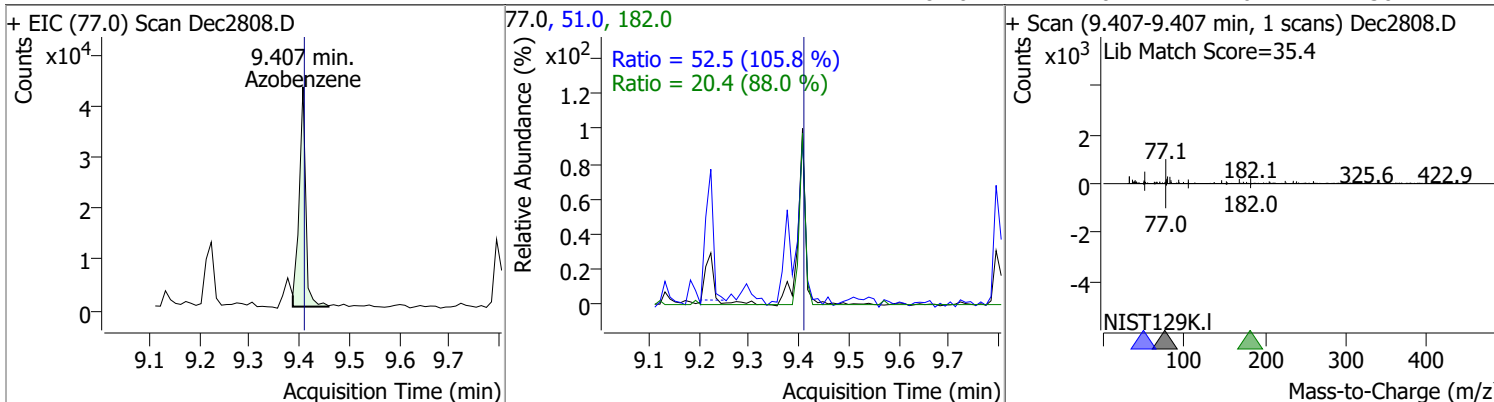


| Compound | Conc. | RT | Dev(Min) | Resp. | QIon | QRatio | Lower | Upper |
|------------------------|--------|------|----------|-------|-------|--------|-------|-------|
| N-nitrosodiphenylamine | 4.2925 | 9.38 | 0.00 | 43255 | 168.0 | 66.8 | 46.6 | 86.6 |
| | | | | | 167.0 | 37.3 | 24.5 | 45.5 |

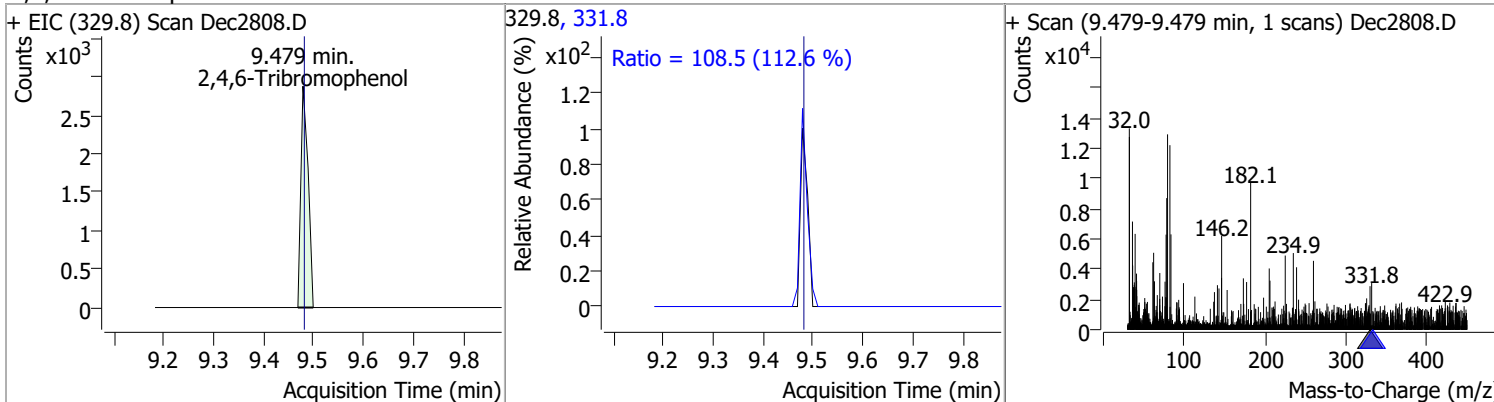


Quantitation Results Report (QT Reviewed)

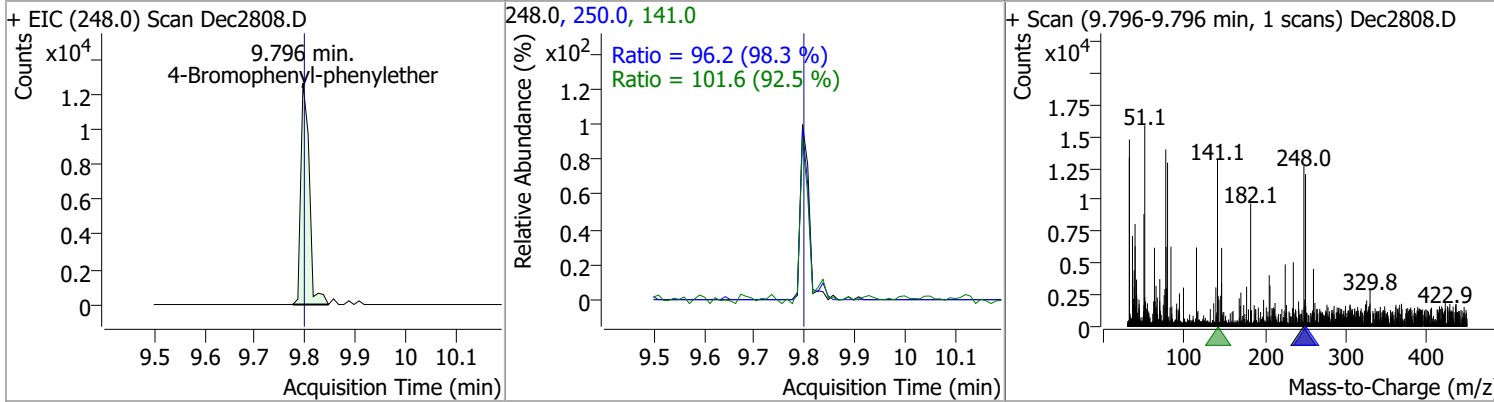
| Compound | Conc. | RT | Dev(Min) | Resp. | QIon | QRatio | Lower | Upper |
|------------|--------|------|----------|-------|---------------|--------------|--------------|--------------|
| Azobenzene | 4.6065 | 9.41 | 0.00 | 39656 | 51.0 182.0 | 52.5 20.4 | 34.8 16.2 | 64.6 30.1 |



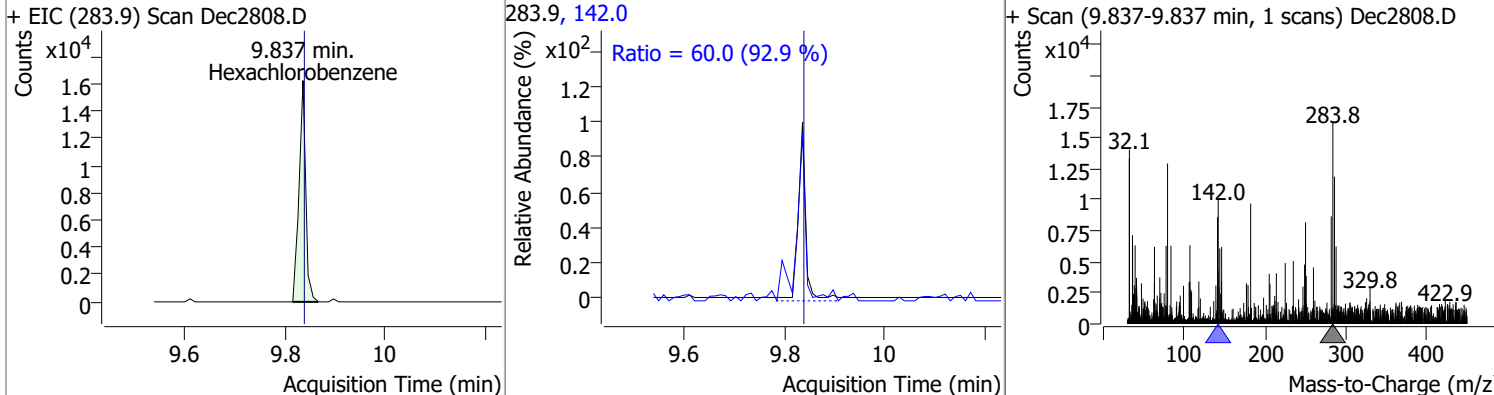
| Compound | Conc. | RT | Dev(Min) | Resp. | QIon | QRatio | Lower | Upper |
|----------------------|--------|------|----------|-------|----------------|--------|-------|-------|
| 2,4,6-Tribromophenol | 5.2197 | 9.48 | 0.00 | 2881 | 329.8 331.8 | 108.5 | 67.5 | 125.3 |



| Compound | Conc. | RT | Dev(Min) | Resp. | QIon | QRatio | Lower | Upper |
|---------------------------|--------|------|----------|-------|----------------|---------------|--------------|----------------|
| 4-Bromophenyl-phenylether | 4.1038 | 9.80 | 0.00 | 14937 | 141.0 250.0 | 101.6 96.2 | 76.9 68.5 | 142.8 127.2 |

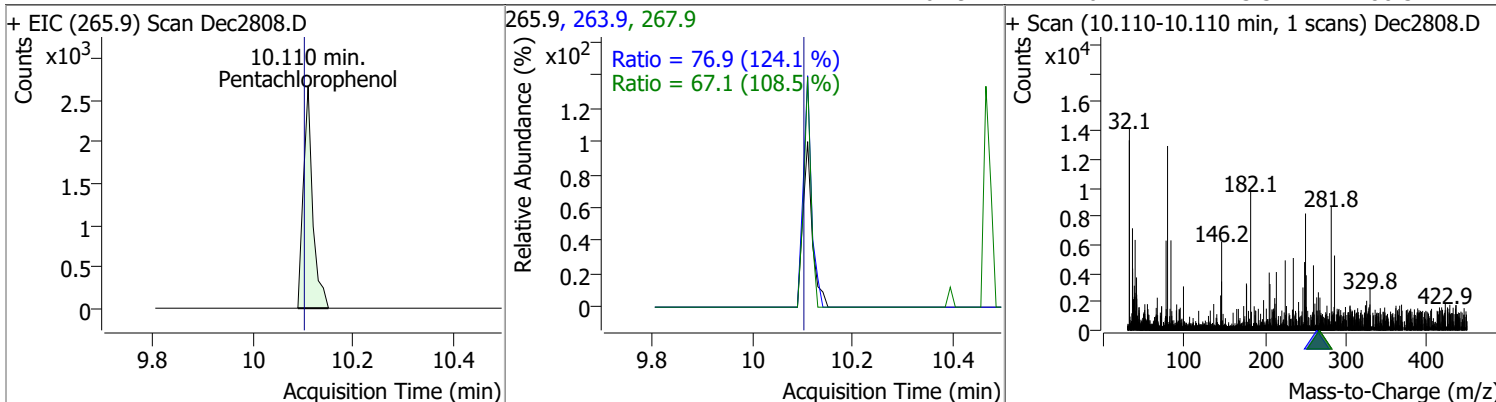


| Compound | Conc. | RT | Dev(Min) | Resp. | QIon | QRatio | Lower | Upper |
|-------------------|--------|------|----------|-------|----------------|--------|-------|-------|
| Hexachlorobenzene | 3.9421 | 9.84 | 0.00 | 14966 | 283.9 142.0 | 60.0 | 45.2 | 83.9 |

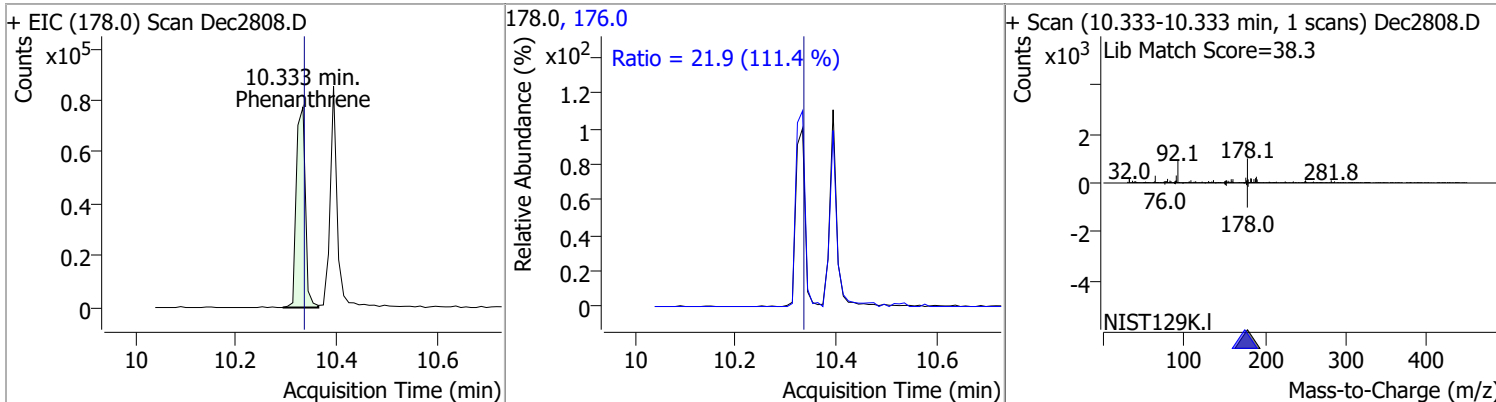


Quantitation Results Report (QT Reviewed)

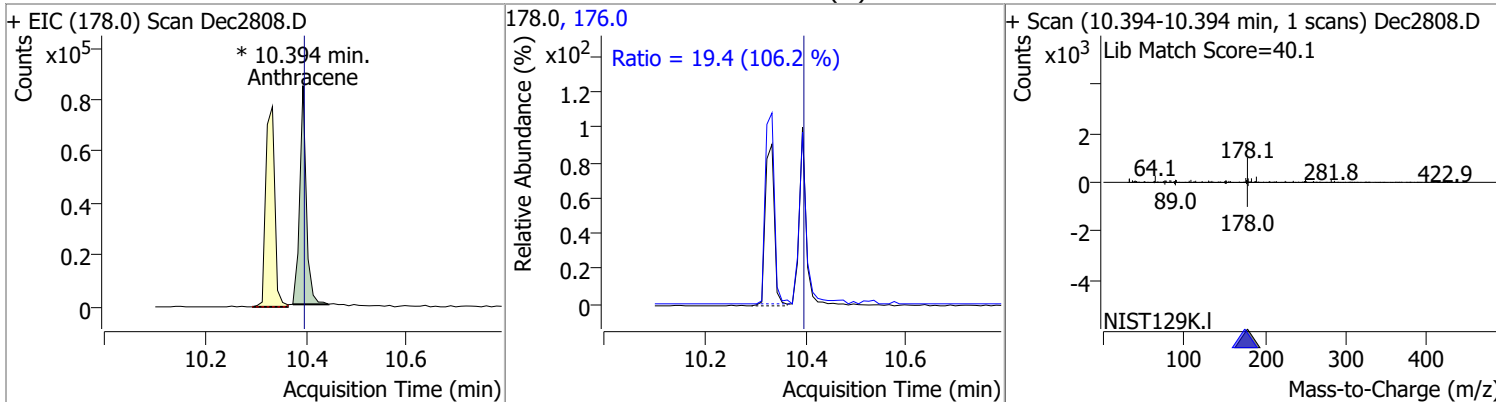
| Compound | Conc. | RT | Dev(Min) | Resp. | QIon | QRatio | Lower | Upper |
|-------------------|--------|-------|----------|-------|-------|--------|-------|-------|
| Pentachlorophenol | 4.5067 | 10.11 | 0.01 | 3436 | 263.9 | 76.9 | 43.4 | 80.6 |
| | | | | | 267.9 | 67.1 | 43.3 | 80.5 |



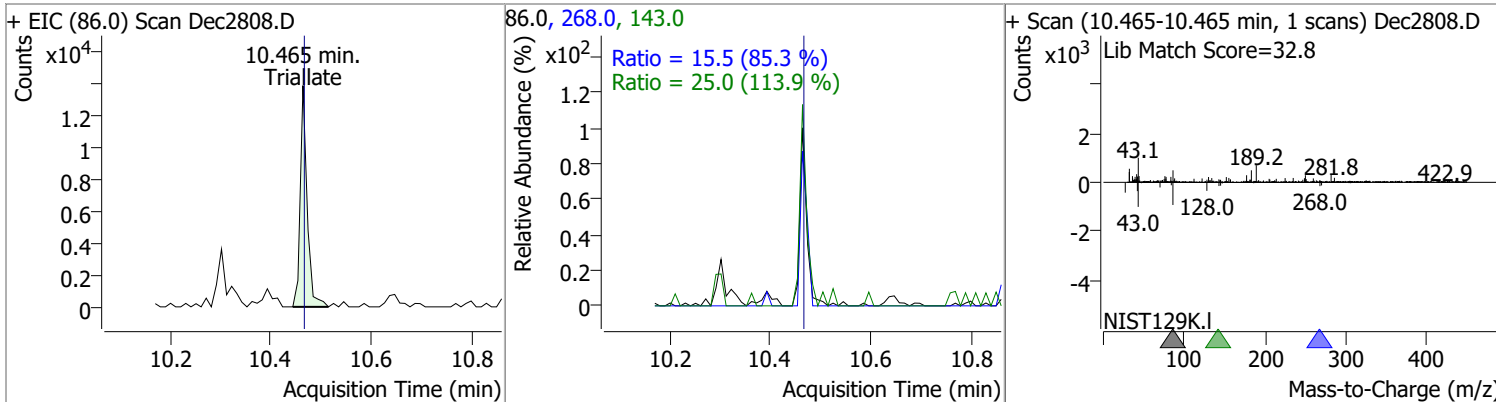
| Compound | Conc. | RT | Dev(Min) | Resp. | QIon | QRatio | Lower | Upper |
|--------------|--------|-------|----------|-------|-------|--------|-------|-------|
| Phenanthrene | 3.9615 | 10.33 | 0.00 | 96351 | 176.0 | 21.9 | 13.8 | 25.6 |



| Compound | Conc. | RT | Dev(Min) | Resp. | QIon | QRatio | Lower | Upper |
|------------|--------|-------|----------|-----------|-------|--------|-------|-------|
| Anthracene | 4.4254 | 10.39 | 0.00 | 77101 (m) | 176.0 | 19.4 | 12.8 | 23.8 |

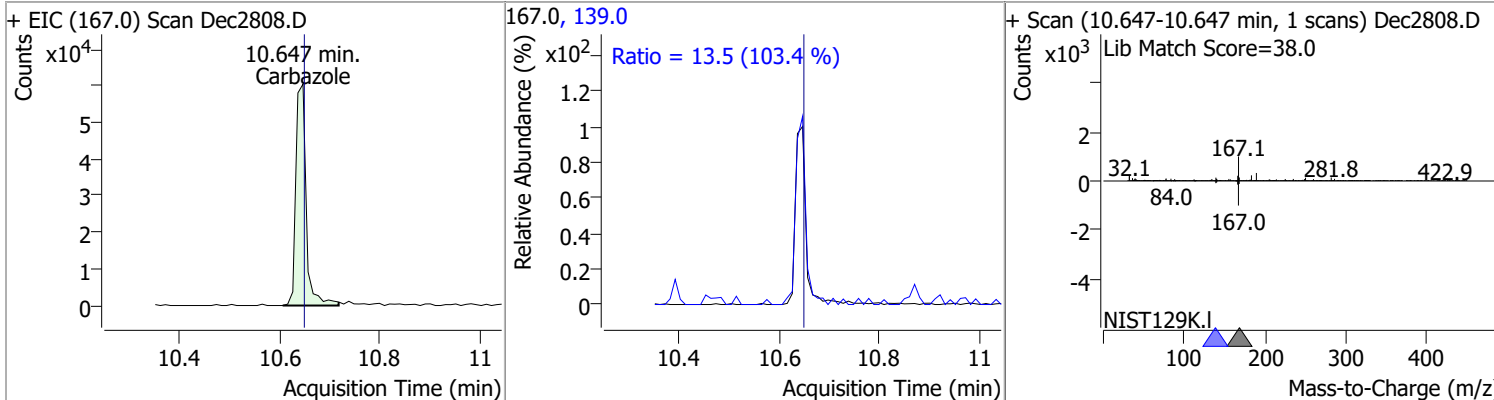


| Compound | Conc. | RT | Dev(Min) | Resp. | QIon | QRatio | Lower | Upper |
|-----------|--------|-------|----------|-------|-------|--------|-------|-------|
| Triallate | 4.5654 | 10.46 | 0.00 | 13258 | 143.0 | 25.0 | 15.4 | 28.6 |
| | | | | | 268.0 | 15.5 | 12.8 | 23.7 |

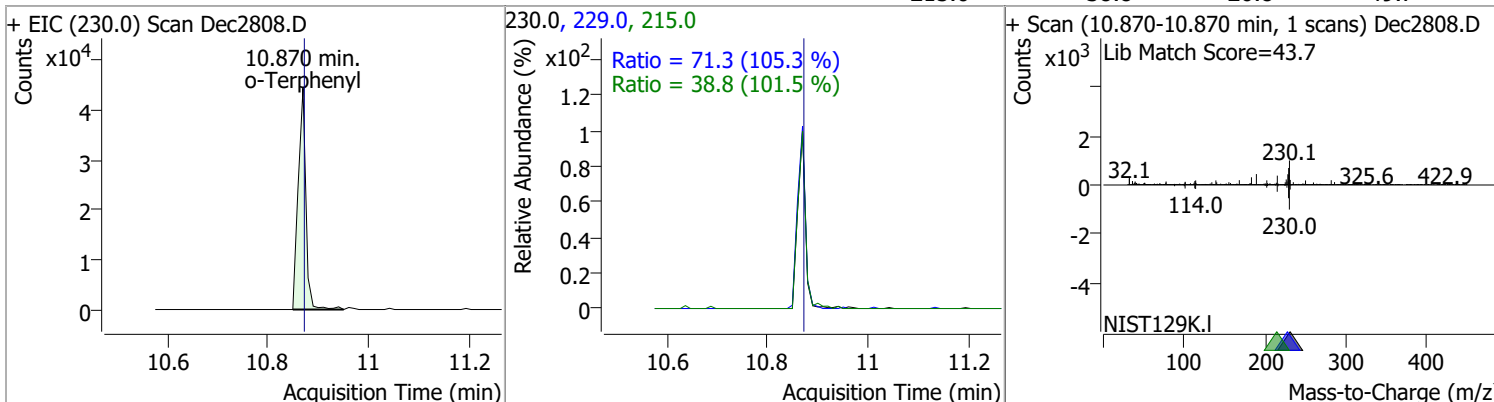


Quantitation Results Report (QT Reviewed)

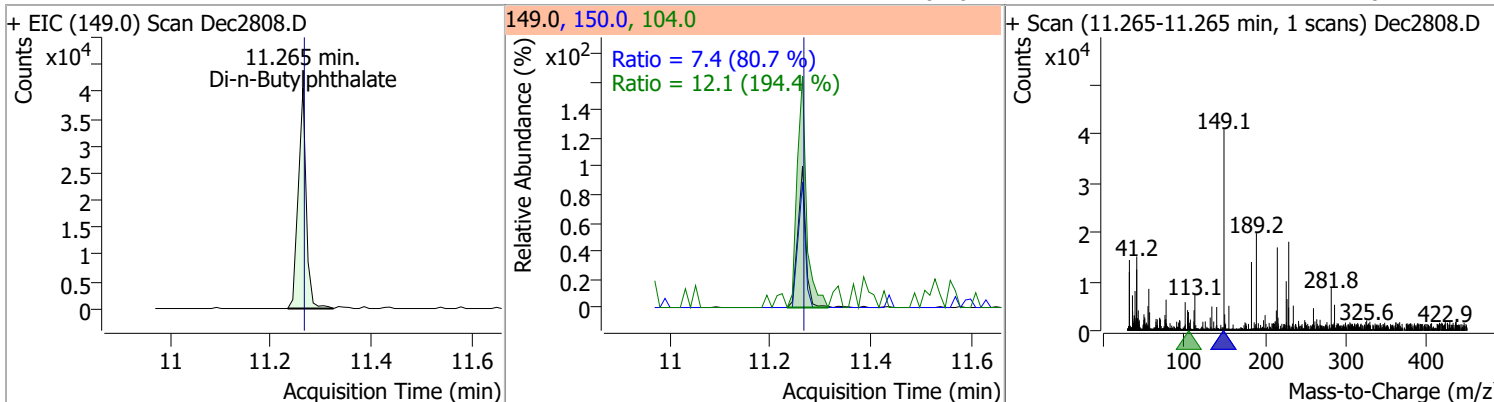
| Compound | Conc. | RT | Dev(Min) | Resp. | QIon | QRatio | Lower | Upper |
|-----------|--------|-------|----------|-------|-------|--------|-------|-------|
| Carbazole | 4.1008 | 10.65 | 0.00 | 86277 | 139.0 | 13.5 | 9.1 | 16.9 |



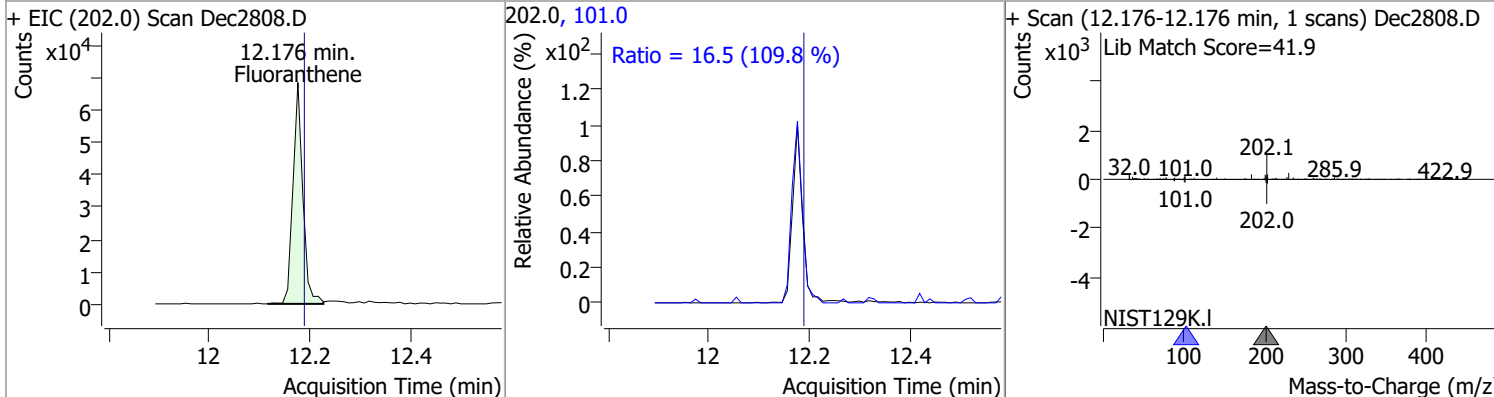
| Compound | Conc. | RT | Dev(Min) | Resp. | QIon | QRatio | Lower | Upper |
|-------------|--------|-------|----------|-------|-------|--------|-------|-------|
| o-Terphenyl | 3.9094 | 10.87 | 0.00 | 46926 | 229.0 | 71.3 | 47.4 | 88.0 |
| | | | | | 215.0 | 38.8 | 26.8 | 49.7 |



| Compound | Conc. | RT | Dev(Min) | Resp. | QIon | QRatio | Lower | Upper |
|---------------------|--------|-------|----------|-------|-------|--------|-------|-------|
| Di-n-Butylphthalate | 4.8166 | 11.26 | 0.00 | 44949 | 150.0 | 7.4 | 6.4 | 11.9 |
| | | | | | 104.0 | 12.1 | 4.4 | 8.1 |

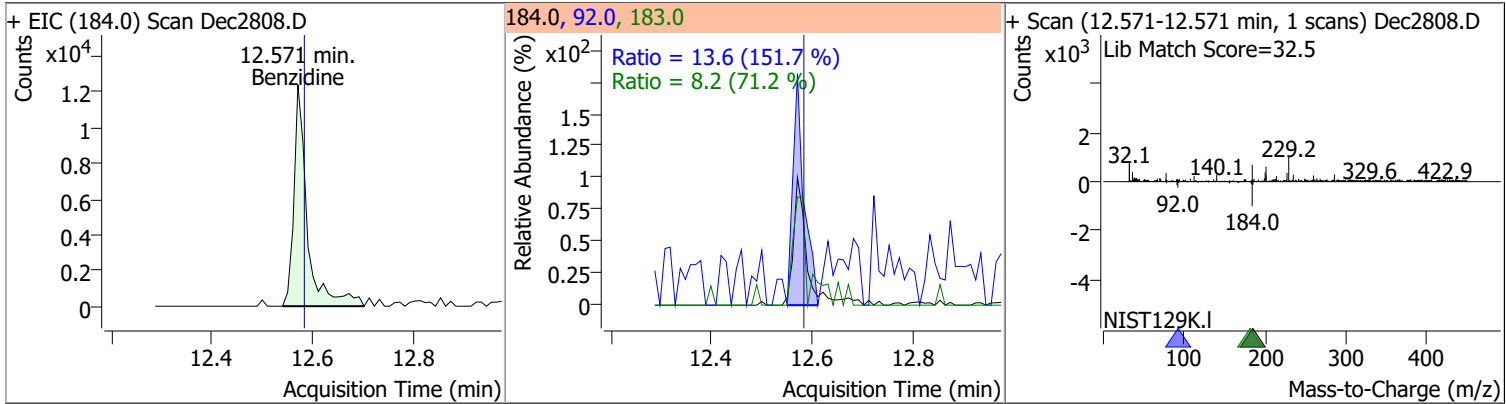


| Compound | Conc. | RT | Dev(Min) | Resp. | QIon | QRatio | Lower | Upper |
|--------------|--------|-------|----------|-------|-------|--------|-------|-------|
| Fluoranthene | 4.3525 | 12.18 | -0.01 | 93501 | 101.0 | 16.5 | 10.5 | 19.5 |

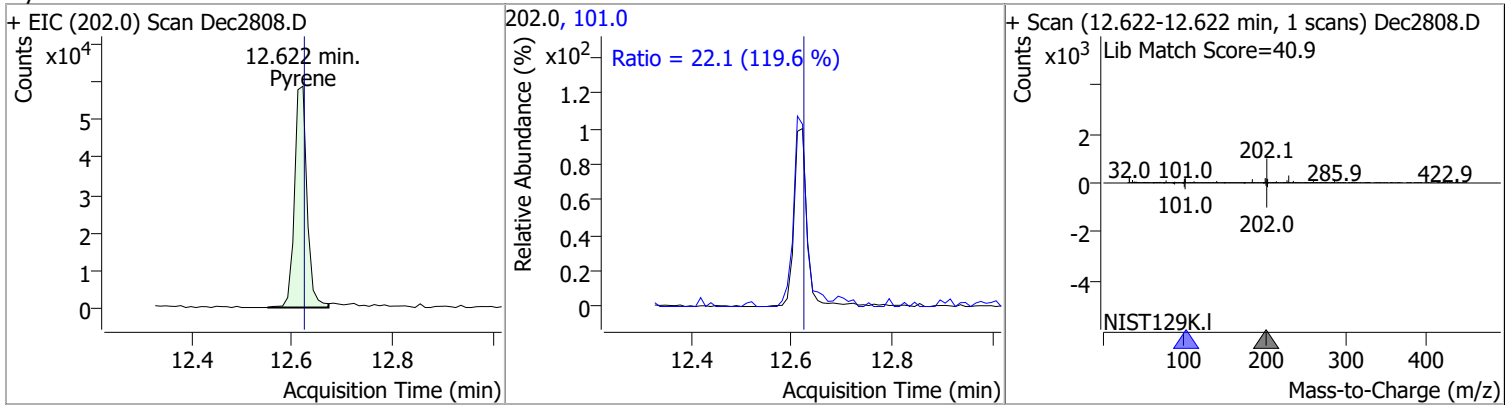


Quantitation Results Report (QT Reviewed)

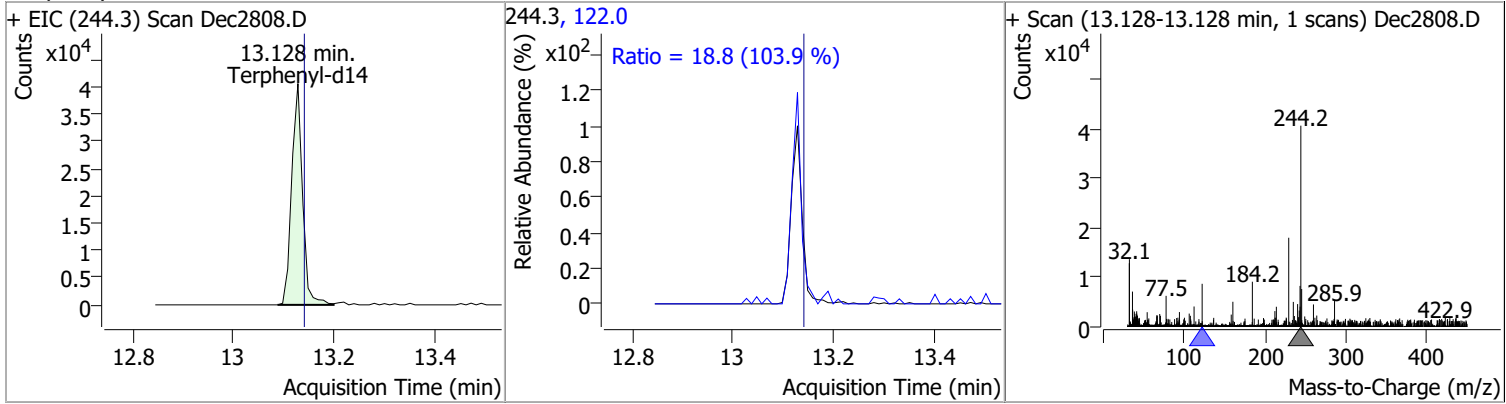
| Compound | Conc. | RT | Dev(Min) | Resp. | QIon | QRatio | Lower | Upper |
|-----------|--------|-------|----------|-------|-------|--------|-------|-------|
| Benzidine | 4.3049 | 12.57 | -0.01 | 22905 | 183.0 | 8.2 | 8.1 | 15.0 |
| | | | | | 92.0 | 13.6 | 6.3 | 11.7 |



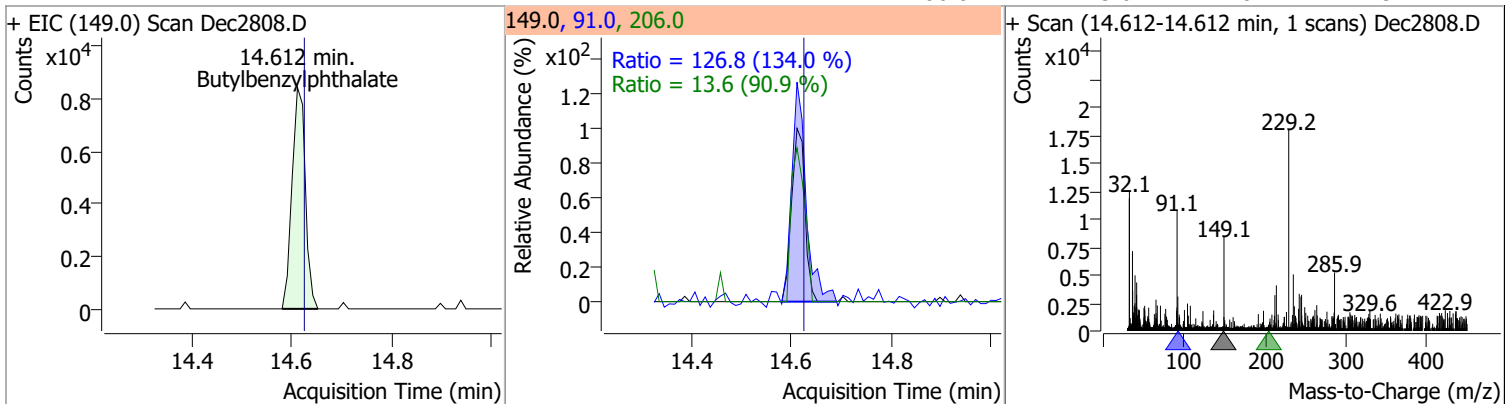
| Compound | Conc. | RT | Dev(Min) | Resp. | QIon | QRatio | Lower | Upper |
|----------|--------|-------|----------|--------|-------|--------|-------|-------|
| Pyrene | 4.0918 | 12.62 | 0.00 | 101939 | 101.0 | 22.1 | 12.9 | 24.0 |



| Compound | Conc. | RT | Dev(Min) | Resp. | QIon | QRatio | Lower | Upper |
|---------------|--------|-------|----------|-------|-------|--------|-------|-------|
| Terphenyl-d14 | 4.4064 | 13.13 | -0.01 | 61005 | 122.0 | 18.8 | 12.7 | 23.5 |

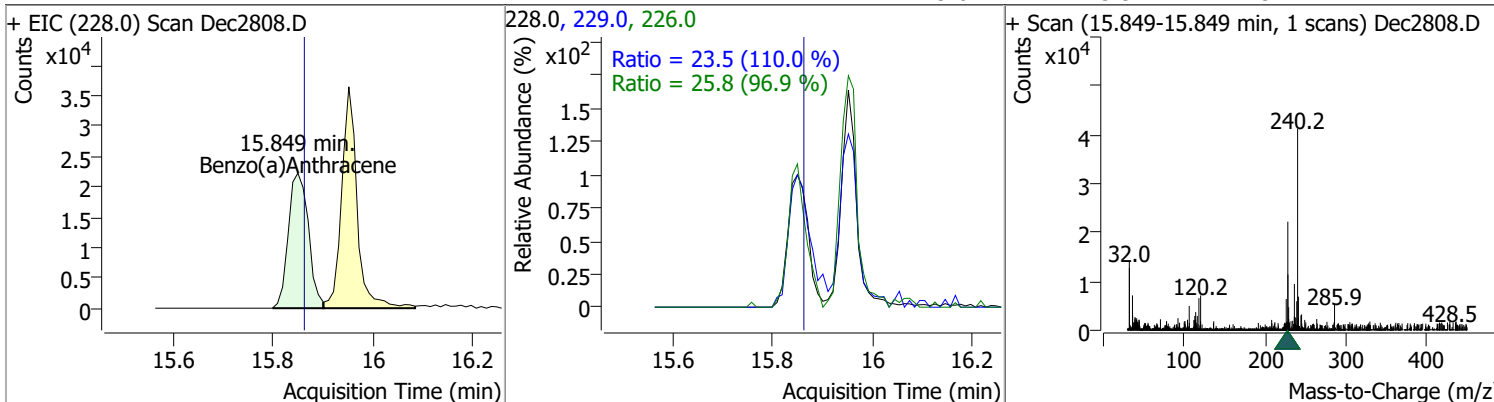


| Compound | Conc. | RT | Dev(Min) | Resp. | QIon | QRatio | Lower | Upper |
|----------------------|--------|-------|----------|-------|-------|--------|-------|-------|
| Butylbenzylphthalate | 4.5689 | 14.61 | -0.02 | 15598 | 91.0 | 126.8 | 66.2 | 123.0 |
| | | | | | 206.0 | 13.6 | 10.4 | 19.4 |

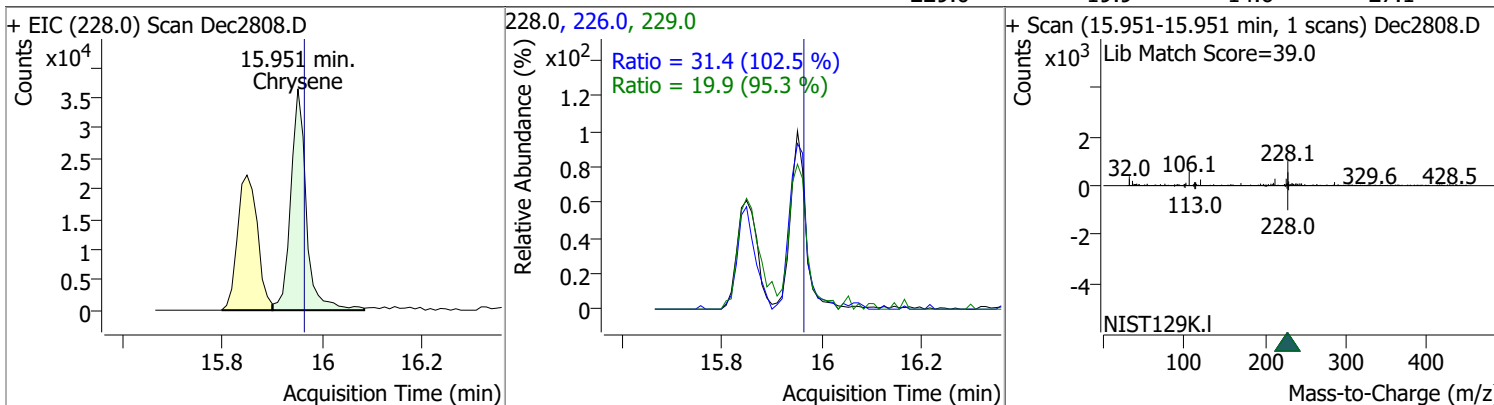


Quantitation Results Report (QT Reviewed)

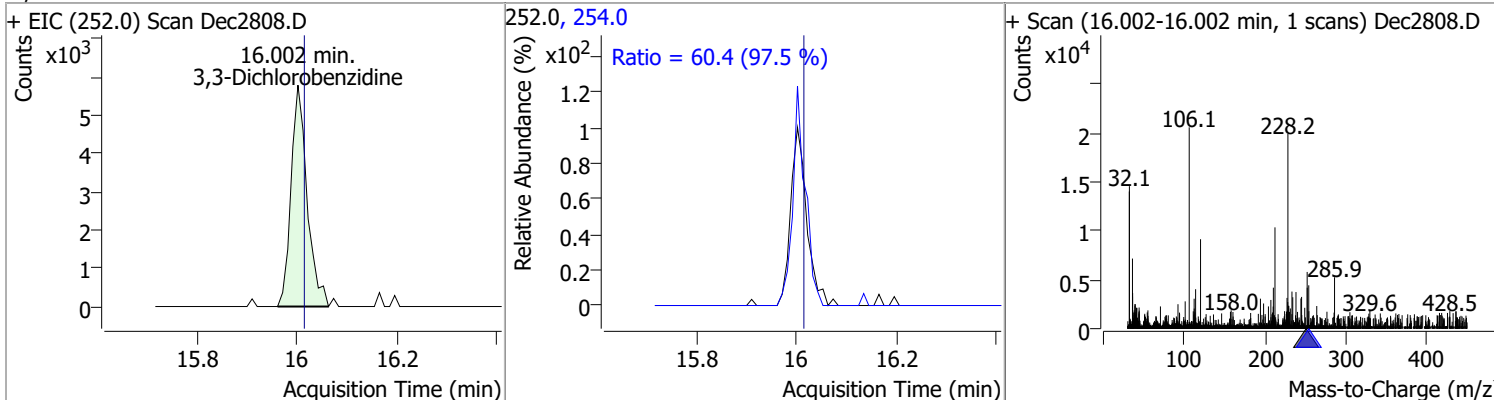
| Compound | Conc. | RT | Dev(Min) | Resp. | QIon | QRatio | Lower | Upper |
|--------------------|--------|-------|----------|-------|-------|--------|-------|-------|
| Benzo(a)Anthracene | 4.1699 | 15.85 | -0.02 | 61944 | 226.0 | 25.8 | 18.7 | 34.7 |
| | | | | | 229.0 | 23.5 | 14.9 | 27.7 |



| Compound | Conc. | RT | Dev(Min) | Resp. | QIon | QRatio | Lower | Upper |
|----------|--------|-------|----------|-------|-------|--------|-------|-------|
| Chrysene | 4.6527 | 15.95 | -0.02 | 78947 | 226.0 | 31.4 | 21.4 | 39.8 |
| | | | | | 229.0 | 19.9 | 14.6 | 27.1 |

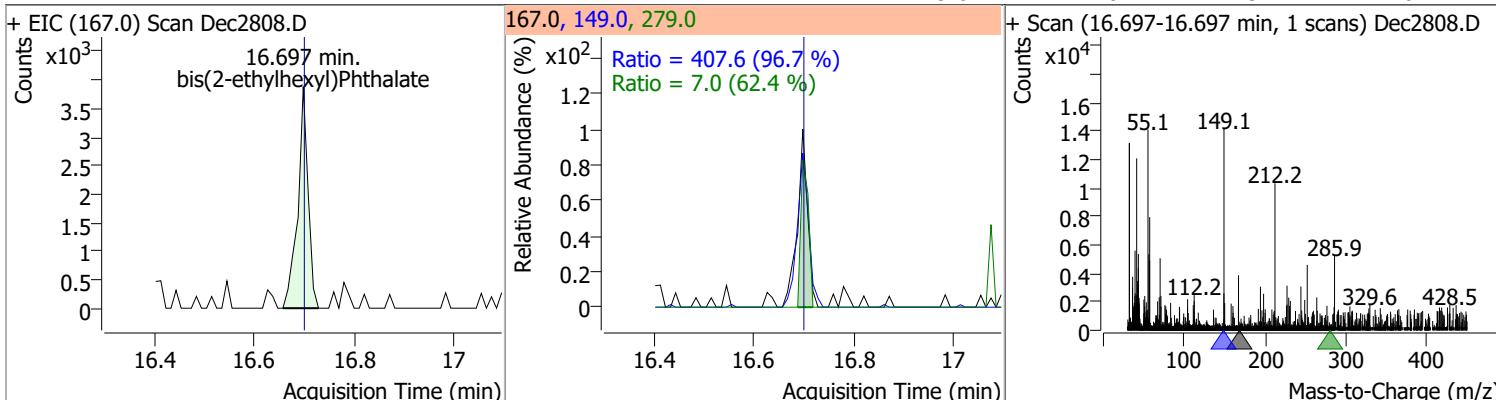


| Compound | Conc. | RT | Dev(Min) | Resp. | QIon | QRatio | Lower | Upper |
|-----------------------|--------|-------|----------|-------|-------|--------|-------|-------|
| 3,3-Dichlorobenzidine | 4.4795 | 16.00 | -0.02 | 12933 | 254.0 | 60.4 | 43.4 | 80.6 |

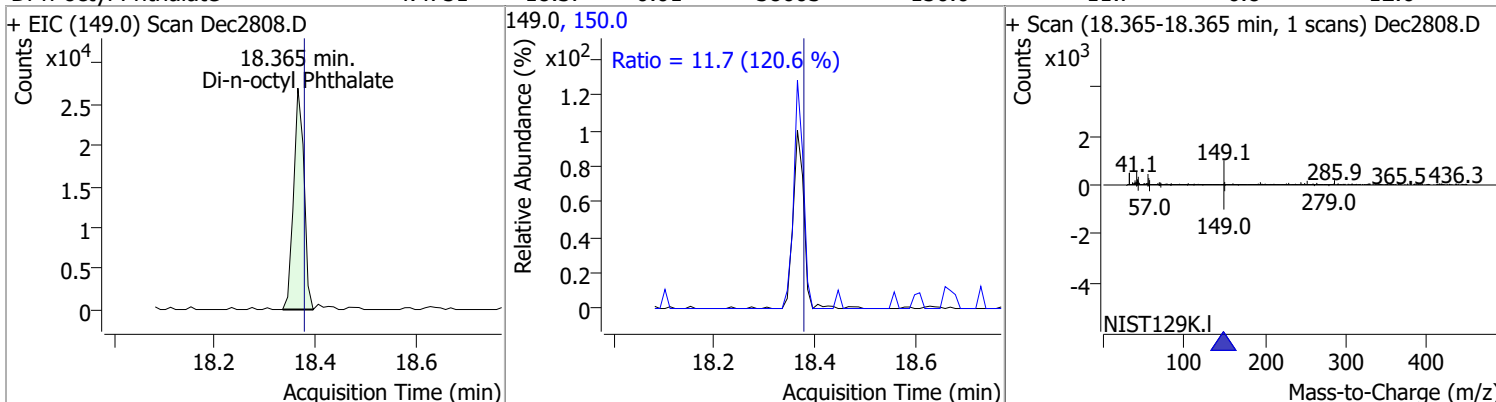


Quantitation Results Report (QT Reviewed)

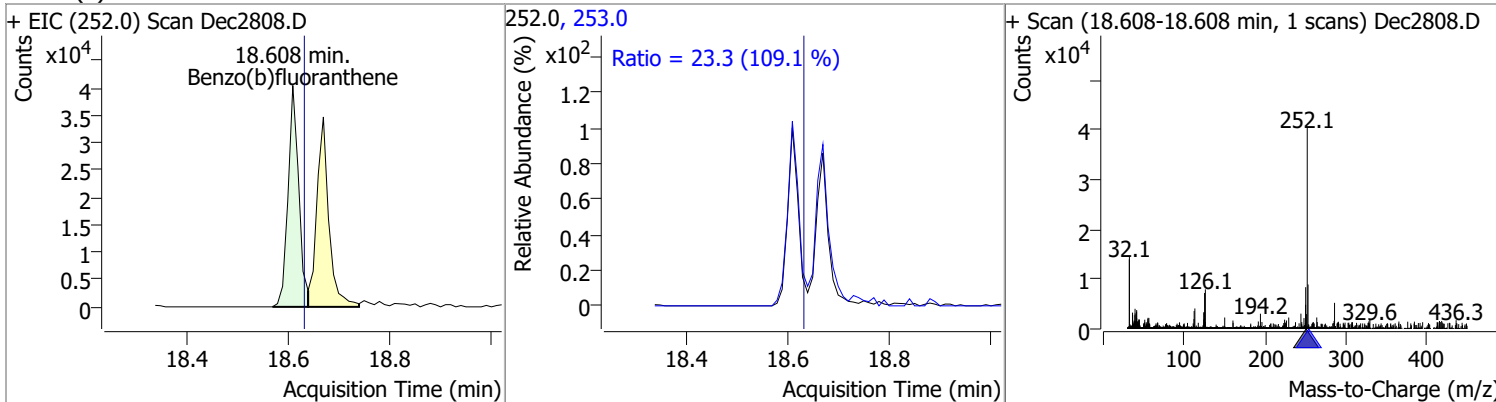
| Compound | Conc. | RT | Dev(Min) | Resp. | QIon | QRatio | Lower | Upper |
|----------------------------|--------|-------|----------|-------|-------|--------|-------|-------|
| bis(2-ethylhexyl)Phthalate | 4.3751 | 16.70 | -0.01 | 5581 | 149.0 | 407.6 | 295.1 | 548.1 |
| | | | | | 279.0 | 7.0 | 7.9 | 14.6 |



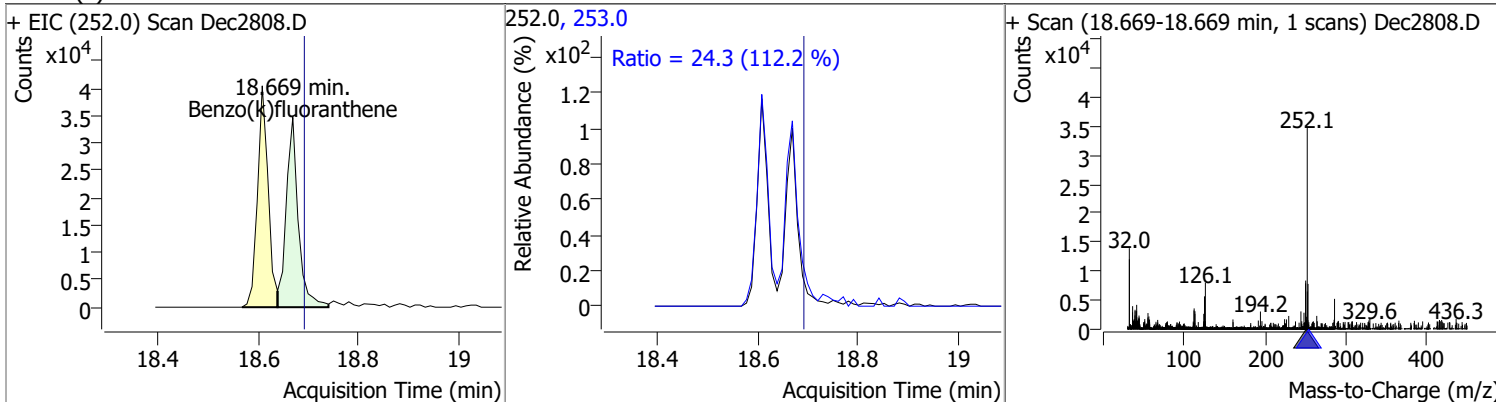
| Compound | Conc. | RT | Dev(Min) | Resp. | QIon | QRatio | Lower | Upper |
|----------------------|--------|-------|----------|-------|-------|--------|-------|-------|
| Di-n-octyl Phthalate | 4.4751 | 18.37 | -0.01 | 38603 | 150.0 | 11.7 | 6.8 | 12.6 |



| Compound | Conc. | RT | Dev(Min) | Resp. | QIon | QRatio | Lower | Upper |
|----------------------|--------|-------|----------|-------|-------|--------|-------|-------|
| Benzo(b)fluoranthene | 4.1574 | 18.61 | -0.02 | 59168 | 253.0 | 23.3 | 15.0 | 27.8 |

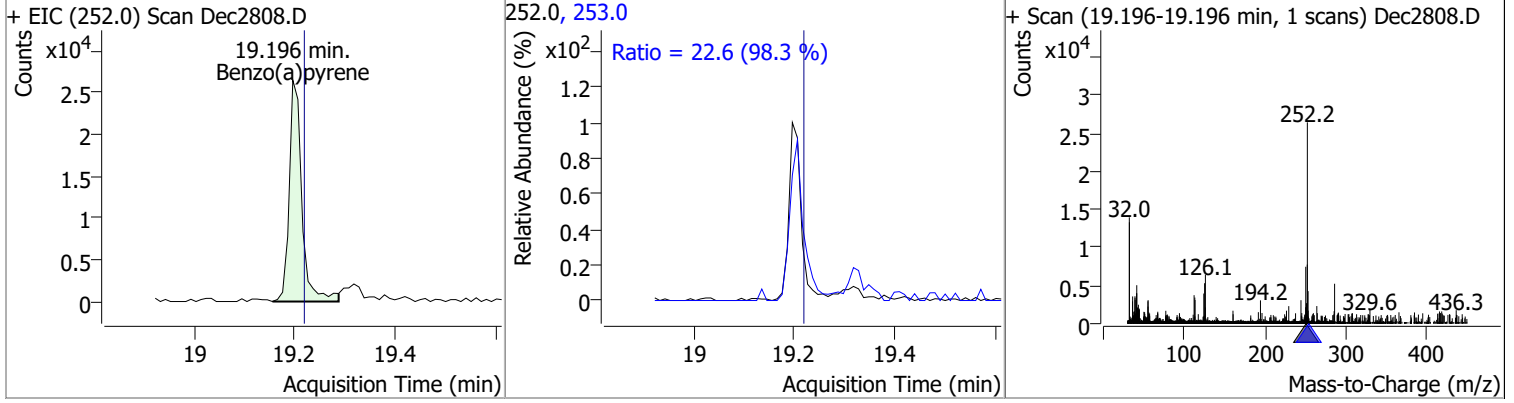


| Compound | Conc. | RT | Dev(Min) | Resp. | QIon | QRatio | Lower | Upper |
|----------------------|--------|-------|----------|-------|-------|--------|-------|-------|
| Benzo(k)fluoranthene | 3.7451 | 18.67 | -0.02 | 57805 | 253.0 | 24.3 | 15.2 | 28.2 |

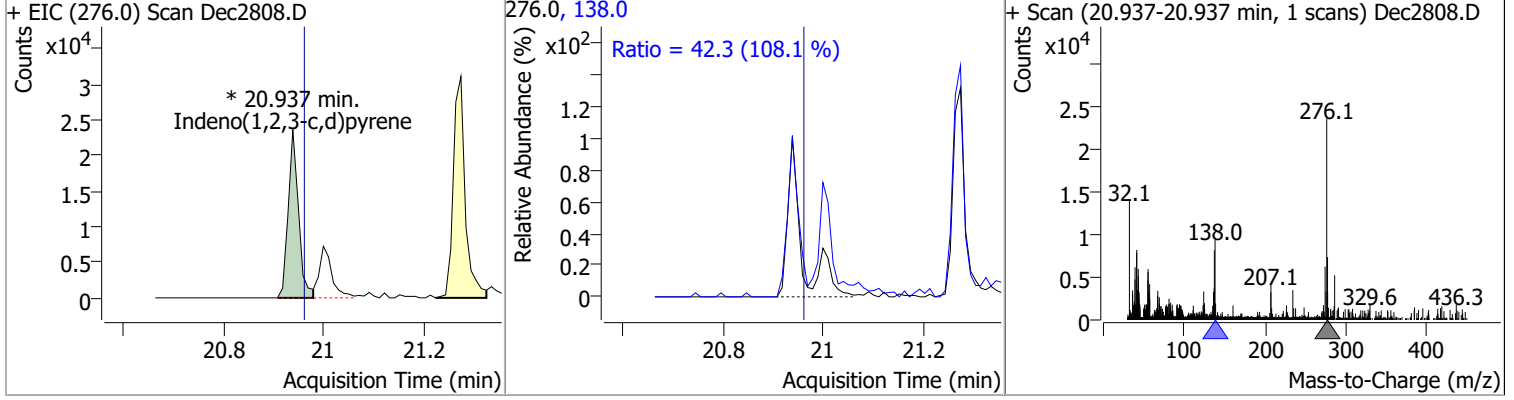


Quantitation Results Report (QT Reviewed)

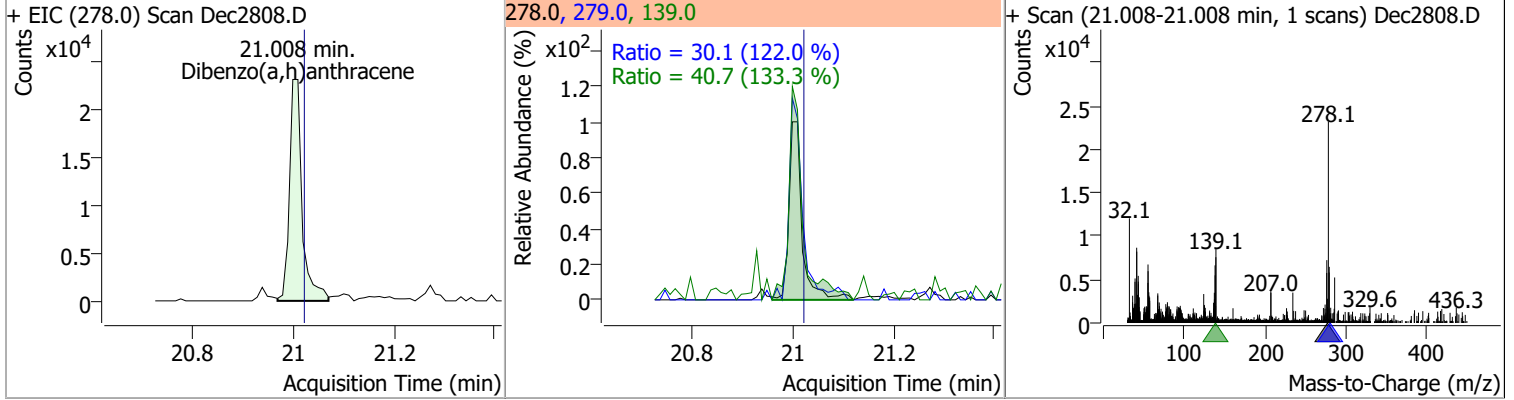
| Compound | Conc. | RT | Dev(Min) | Resp. | QIon | QRatio | Lower | Upper |
|----------------|--------|-------|----------|-------|-------|--------|-------|-------|
| Benzo(a)pyrene | 4.1552 | 19.20 | -0.02 | 46172 | 253.0 | 22.6 | 16.1 | 29.8 |



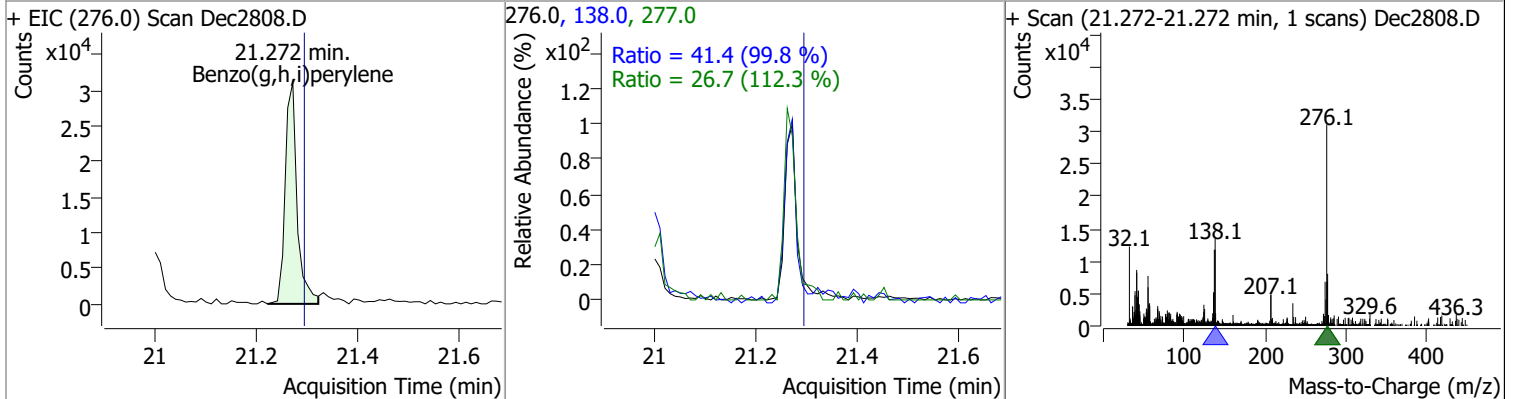
| Compound | Conc. | RT | Dev(Min) | Resp. | QIon | QRatio | Lower | Upper |
|-------------------------|--------|-------|----------|-----------|-------|--------|-------|-------|
| Indeno(1,2,3-c,d)pyrene | 4.0651 | 20.94 | -0.02 | 33442 (m) | 138.0 | 42.3 | 27.4 | 50.8 |



| Compound | Conc. | RT | Dev(Min) | Resp. | QIon | QRatio | Lower | Upper |
|------------------------|--------|-------|----------|-------|-------|--------|-------|-------|
| Dibenzo(a,h)anthracene | 4.3642 | 21.01 | -0.01 | 40671 | 139.0 | 40.7 | 21.4 | 39.7 |
| | | | | | 279.0 | 30.1 | 17.2 | 32.0 |

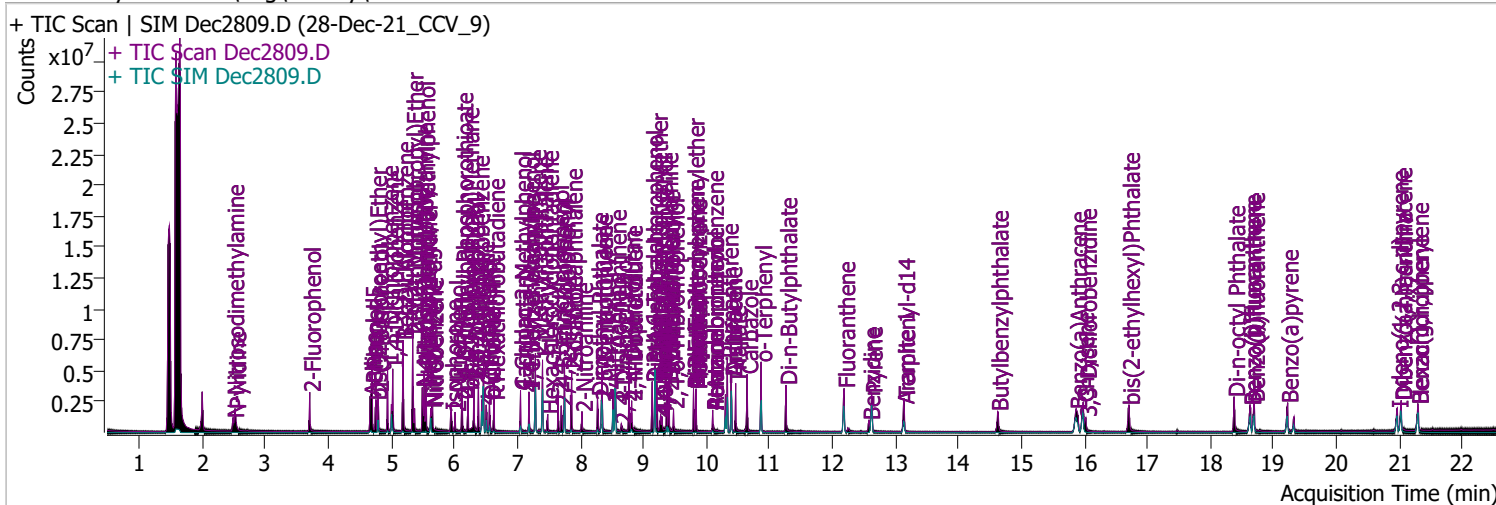


| Compound | Conc. | RT | Dev(Min) | Resp. | QIon | QRatio | Lower | Upper |
|----------------------|--------|-------|----------|-------|-------|--------|-------|-------|
| Benzo(g,h,i)perylene | 4.2389 | 21.27 | -0.02 | 50982 | 138.0 | 41.4 | 29.0 | 53.9 |
| | | | | | 277.0 | 26.7 | 16.7 | 31.0 |



Quantitation Results Report (QT Reviewed)

| | | | |
|----------------|----------------------------|-------------------|------------------------|
| Data File | Dec2809.D | Operator | LIMS import |
| Acq. Method | BNA+SIM.M | Acq. Date-Time | 12/28/2021 6:12:18 PM |
| Sample Name | 28-Dec-21_CCV_9 | Instrument | Instrument #1 |
| Vial | 9 | Multiplier | 1.00 |
| DA Method File | | Comment | SVOC-8270-W-LARGO |
| Tune File | dftppdsm.u | Tune Date | 11/24/2021 11:15:00 AM |
| Batch Name | 122821 bna 1 CAL.batch.bin | Last Calib Update | 12/29/2021 7:25:46 PM |
| Ref Library | D:\Org\Library\NIST129K.I | | |



| Compound | RT | QIon | Resp. | Conc. | Units | Dev(Min) |
|----------|----|------|-------|-------|-------|----------|
|----------|----|------|-------|-------|-------|----------|

Internal Standards

System Monitoring Compounds

| | | | | | | |
|------------------------|----------------------|-------|---------|-------------------|------|-------|
| S 2-Fluorophenol | 3.704 | 112.0 | 751580 | 89.6098 | µg/L | 0.000 |
| Spiked Amount: 200.000 | Range: 10.0 - 75.0% | | | Recovery = 44.80% | | |
| S Phenol-d5 | 4.685 | 99.0 | 1009053 | 83.7043 | µg/L | 0.000 |
| Spiked Amount: 200.000 | Range: 10.0 - 65.0% | | | Recovery = 41.85% | | |
| S Nitrobenzene-d5 | 5.624 | 82.0 | 412776 | 69.1242 | µg/L | 0.000 |
| Spiked Amount: 100.000 | Range: 32.0 - 94.0% | | | Recovery = 69.12% | | |
| S 2-Fluorobiphenyl | 7.749 | 172.0 | 1498238 | 73.0209 | µg/L | 0.000 |
| Spiked Amount: 100.000 | Range: 28.0 - 107.0% | | | Recovery = 73.02% | | |
| S 2,4,6-Tribromophenol | 9.479 | 329.8 | 91228 | 89.4200 | µg/L | 0.000 |
| Spiked Amount: 200.000 | Range: 25.0 - 140.0% | | | Recovery = 44.71% | | |
| S Terphenyl-d14 | 13.139 | 244.3 | 1264052 | 78.2298 | µg/L | 0.000 |
| Spiked Amount: 100.000 | Range: 32.0 - 122.0% | | | Recovery = 78.23% | | |

Target Compounds

| Compound | RT | QIon | Resp. | Conc. | Units | QValue |
|-------------------------------|-------|-------|---------|---------|-------|--------|
| T N-Nitrosodimethylamine | 2.489 | 74.0 | 339107 | 90.1982 | µg/L | 100 |
| T Pyridine | 2.520 | 79.0 | 750095 | 79.8261 | µg/L | 99 |
| T Aniline | 4.664 | 93.0 | 810240 | 45.3533 | µg/L | m 94 |
| T Phenol | 4.695 | 94.0 | 1097466 | 82.1541 | µg/L | m 84 |
| T bis(-2-Chloroethyl)Ether | 4.756 | 63.0 | 835485 | 75.3748 | µg/L | 100 |
| T 2-Chlorophenol | 4.787 | 128.0 | 835205 | 86.2431 | µg/L | 99 |
| T 1,3-Dichlorobenzene | 4.940 | 146.0 | 1034928 | 80.6603 | µg/L | m 100 |
| T 1,4-Dichlorobenzene | 5.022 | 146.0 | 987430 | 78.0348 | µg/L | m 99 |
| T 1,2-Dichlorobenzene | 5.185 | 146.0 | 1008894 | 76.1226 | µg/L | m 98 |
| T Benzyl Alcohol | 5.185 | 108.0 | 499754 | 80.0689 | µg/L | 99 |
| T bis(2-chloroisopropyl)Ether | 5.339 | 121.0 | 259287 | 64.4045 | µg/L | 100 |
| T 2-Methylphenol | 5.339 | 107.0 | 749528 | 76.9700 | µg/L | 98 |
| T N-nitroso-Di-n-propylamine | 5.492 | 70.0 | 565171 | 77.3557 | µg/L | 99 |
| T 4Methylphenol/3Methylphenol | 5.522 | 107.0 | 1009108 | 78.0235 | µg/L | m 99 |
| T Hexachloroethane | 5.553 | 117.0 | 268496 | 78.0667 | µg/L | 96 |

Quantitation Results Report (QT Reviewed)

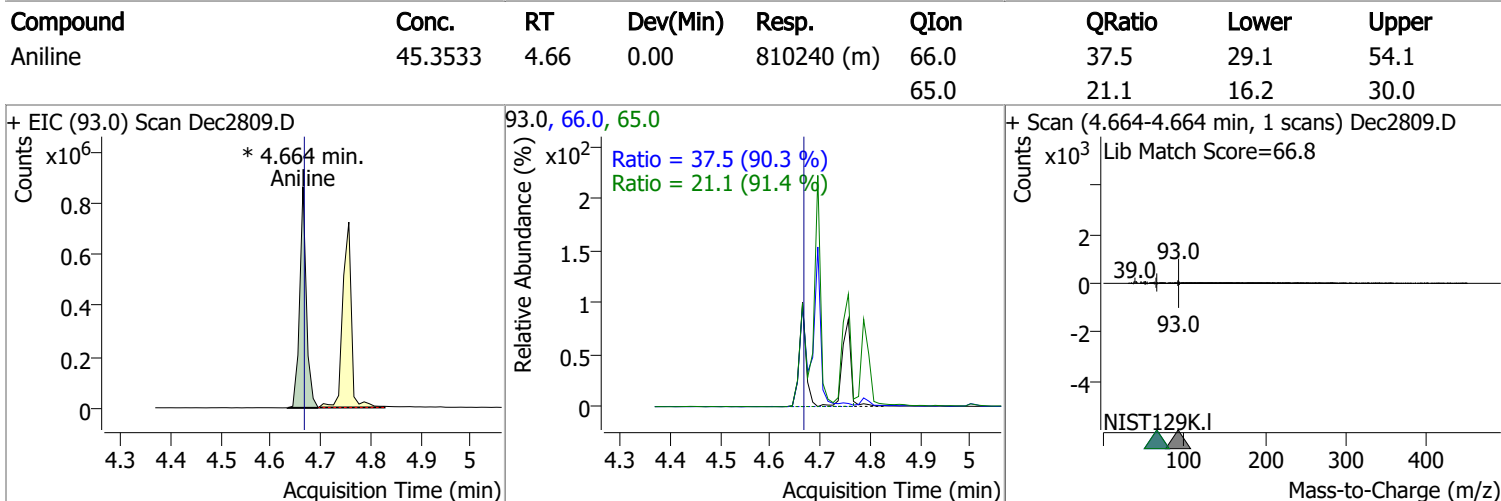
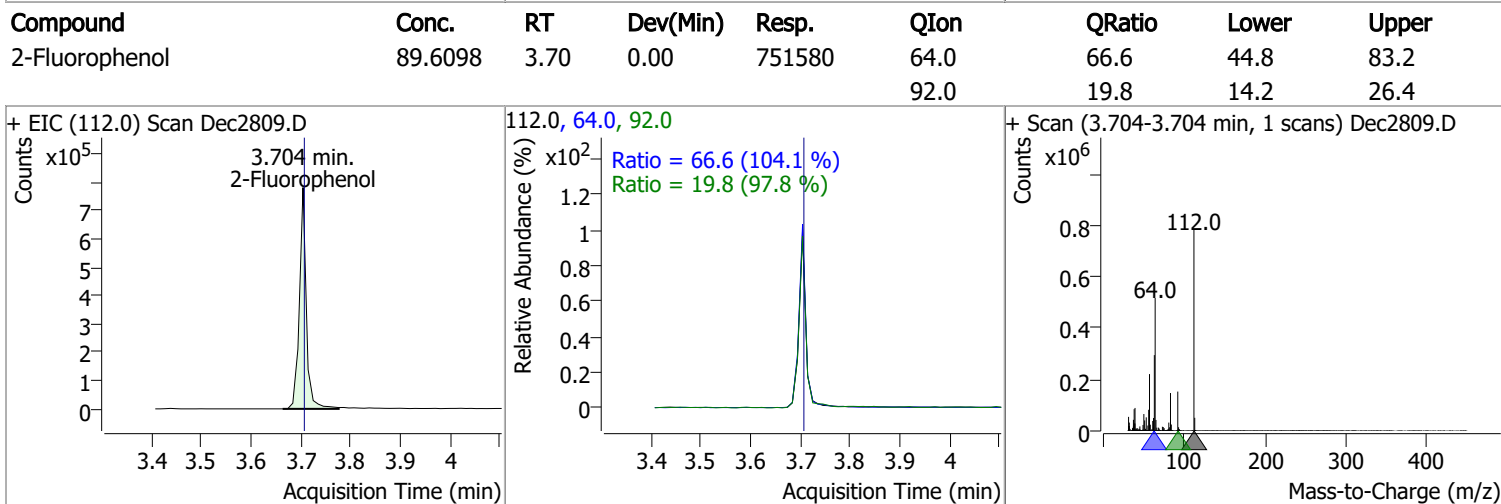
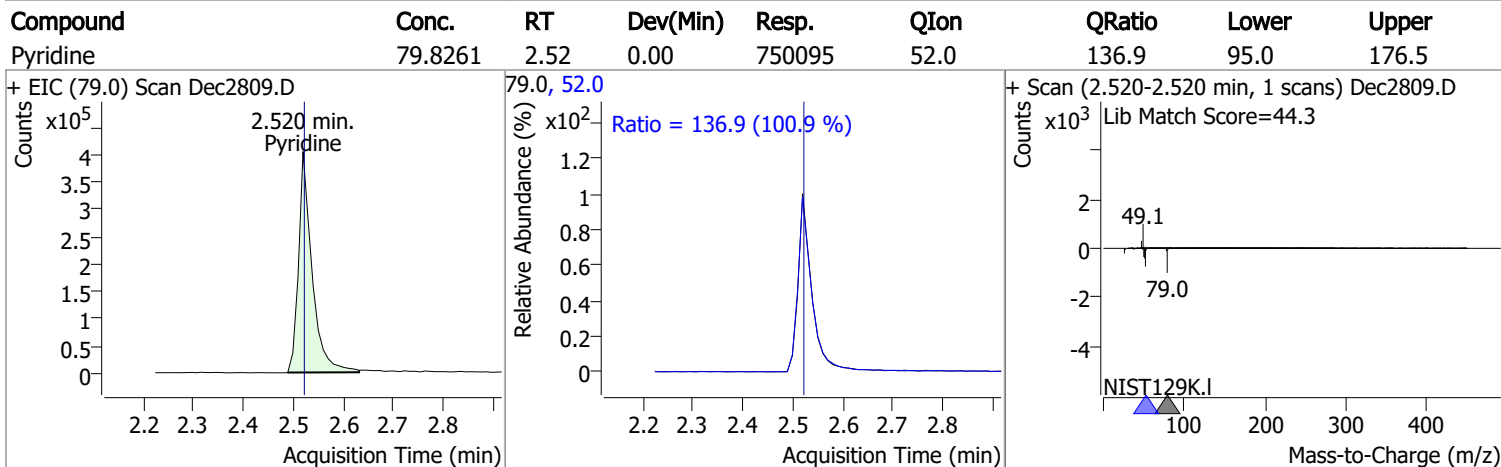
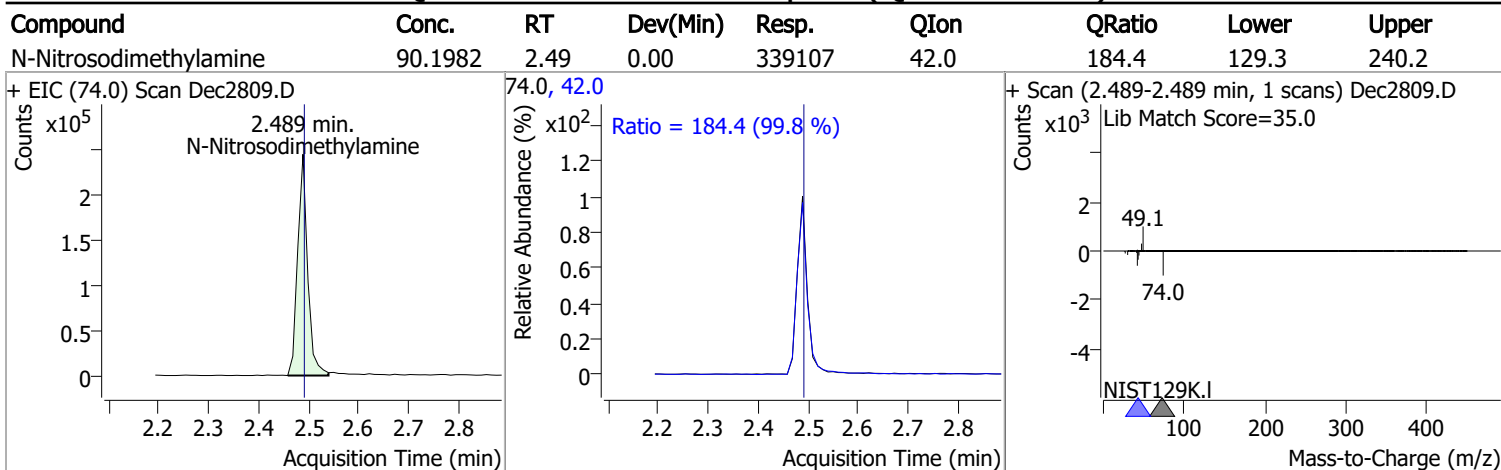
| Compound | RT | QIon | Resp. | Conc. | Units | Dev(Min) | |
|-------------------------------|--------|-------|---------|---------|-------|----------|-----|
| T Nitrobenzene | 5.655 | 123.1 | 237524 | 77.4047 | µg/L | 94 | |
| T Isophorone | 5.951 | 82.0 | 1036223 | 73.7628 | µg/L | 100 | |
| T 2-Nitrophenol | 6.013 | 139.0 | 197298 | 82.9132 | µg/L | 94 | |
| T 2,4-Dimethylphenol | 6.126 | 122.0 | 618506 | 76.4449 | µg/L | 97 | |
| T bis(-2-Chloroethoxy)Methane | 6.218 | 93.0 | 826059 | 78.4775 | µg/L | 97 | |
| T Benzoic Acid | 6.311 | 105.0 | 333579 | 77.5355 | µg/L | 98 | |
| T 2,4-Dichlorophenol | 6.311 | 162.0 | 509756 | 80.6832 | µg/L | 92 | |
| T 1,2,4-Trichlorobenzene | 6.383 | 180.0 | 660717 | 78.4201 | µg/L | 98 | |
| T Naphthalene | 6.465 | 128.0 | 2261482 | 81.5704 | µg/L | 99 | |
| T 4-Chlorophenol | 6.506 | 130.0 | 200133 | 85.6246 | µg/L | m | 96 |
| T p-Chloroaniline | 6.557 | 127.0 | 713003 | 70.4046 | µg/L | | 95 |
| T Hexachlorobutadiene | 6.629 | 224.9 | 345289 | 79.8962 | µg/L | | 96 |
| T 4-Chloro-2-Methylphenol | 7.050 | 107.0 | 503568 | 77.8317 | µg/L | m | 99 |
| T 4-Chloro-3-Methylphenol | 7.184 | 107.0 | 531201 | 82.6183 | µg/L | m | 99 |
| T 2-Methylnaphthalene | 7.287 | 141.0 | 1287207 | 81.6291 | µg/L | | 96 |
| T 1-Methylnaphthalene | 7.399 | 141.0 | 1209904 | 76.8591 | µg/L | m | 99 |
| T Hexachlorocyclopentadiene | 7.482 | 236.9 | 167464 | 76.7555 | µg/L | | 97 |
| T 2,4,6-Trichlorophenol | 7.646 | 196.0 | 324710 | 86.3208 | µg/L | | 98 |
| T 2,4,5-Trichlorophenol | 7.697 | 196.0 | 354943 | 82.5489 | µg/L | | 100 |
| T 2-Chloronaphthalene | 7.862 | 162.0 | 1360805 | 81.8878 | µg/L | | 99 |
| T 2-Nitroaniline | 8.026 | 65.0 | 227370 | 85.8899 | µg/L | | 95 |
| T Dimethyl Phthalate | 8.272 | 163.0 | 1315239 | 86.6656 | µg/L | | 99 |
| T 2,6-Dinitrotoluene | 8.333 | 165.0 | 147862 | 85.6996 | µg/L | | 100 |
| T Acenaphthylene | 8.343 | 152.1 | 2008469 | 77.5866 | µg/L | | 99 |
| T 3-Nitroaniline | 8.528 | 138.0 | 155794 | 76.9214 | µg/L | | 95 |
| T Acenaphthene | 8.558 | 154.0 | 1288898 | 86.4976 | µg/L | | 99 |
| T 2,4-Dinitrophenol | 8.650 | 184.0 | 75967 | 82.3084 | µg/L | | 93 |
| T Dibenzofuran | 8.773 | 168.0 | 1986047 | 82.7020 | µg/L | | 98 |
| T 4-Nitrophenol | 8.814 | 109.0 | 222710 | 89.0146 | µg/L | | 99 |
| T 2,4-Dinitrotoluene | 8.814 | 165.0 | 193566 | 85.7807 | µg/L | | 95 |
| T Diethylphthalate | 9.141 | 149.0 | 1491733 | 91.5297 | µg/L | | 99 |
| T Fluorene | 9.182 | 166.0 | 1453127 | 75.6214 | µg/L | | 96 |
| T 4-Chlorophenyl-phenylether | 9.213 | 204.0 | 626269 | 78.1221 | µg/L | | 99 |
| T 4-Nitroaniline | 9.274 | 138.0 | 179038 | 85.9408 | µg/L | | 97 |
| T 4,6-Dinitro-2-methylphenol | 9.295 | 198.0 | 96551 | 80.8910 | µg/L | | 99 |
| T N-nitrosodiphenylamine | 9.377 | 169.0 | 1077388 | 91.6099 | µg/L | | 98 |
| T Azobenzene | 9.407 | 77.0 | 1355208 | 84.8010 | µg/L | | 98 |
| T 4-Bromophenyl-phenylether | 9.796 | 248.0 | 330785 | 76.4415 | µg/L | | 98 |
| T Hexachlorobenzene | 9.837 | 283.9 | 315362 | 77.9527 | µg/L | | 99 |
| T Pentachlorophenol | 10.100 | 265.9 | 144134 | 88.7247 | µg/L | | 96 |
| T Phenanthrene | 10.333 | 178.0 | 2061064 | 82.1765 | µg/L | m | 98 |
| T Anthracene | 10.394 | 178.0 | 1951879 | 79.9937 | µg/L | m | 99 |
| T Triallate | 10.465 | 86.0 | 443593 | 87.0192 | µg/L | | 99 |
| T Carbazole | 10.647 | 167.0 | 1968441 | 80.1656 | µg/L | | 99 |
| T o-Terphenyl | 10.870 | 230.0 | 1010462 | 82.3675 | µg/L | | 98 |
| T Di-n-Butylphthalate | 11.265 | 149.0 | 1988685 | 89.4905 | µg/L | | 100 |
| T Fluoranthene | 12.187 | 202.0 | 2009342 | 80.1432 | µg/L | | 98 |
| T Benzidine | 12.582 | 184.0 | 579384 | 66.8679 | µg/L | | 98 |
| T Pyrene | 12.622 | 202.0 | 2173505 | 80.4674 | µg/L | | 98 |
| T Butylbenzylphthalate | 14.623 | 149.0 | 583201 | 87.0502 | µg/L | | 99 |
| T Benzo(a)Anthracene | 15.870 | 228.0 | 1580181 | 86.2932 | µg/L | | 99 |
| T Chrysene | 15.982 | 228.0 | 1696332 | 81.1009 | µg/L | | 99 |
| T 3,3-Dichlorobenzidine | 16.023 | 252.0 | 409690 | 74.8033 | µg/L | | 99 |
| T bis(2-ethylhexyl)Phthalate | 16.708 | 167.0 | 197695 | 88.0812 | µg/L | | 95 |
| T Di-n-octyl Phthalate | 18.376 | 149.0 | 1409700 | 83.9922 | µg/L | | 100 |

Quantitation Results Report (QT Reviewed)

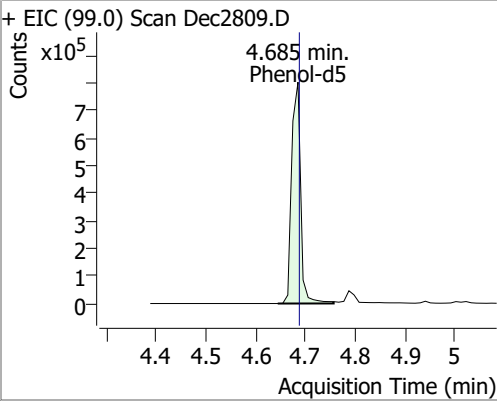
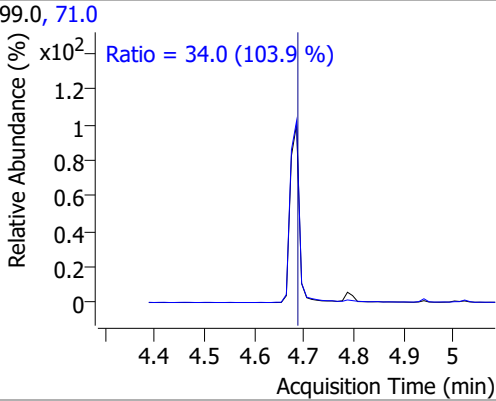
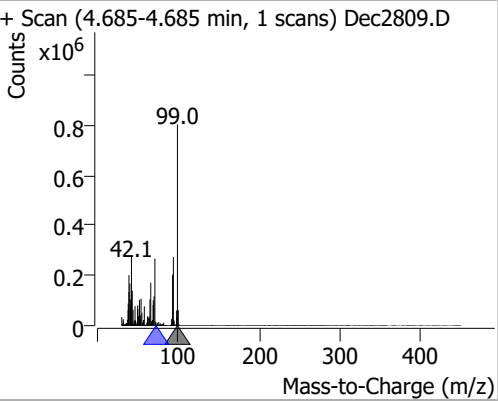
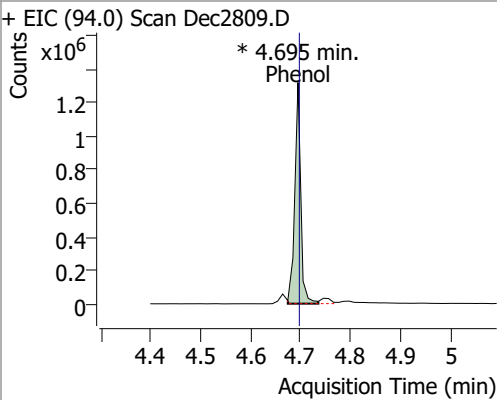
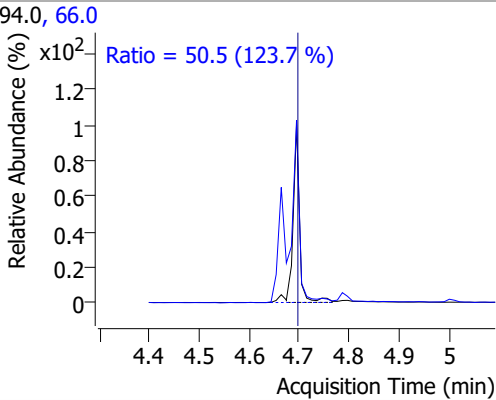
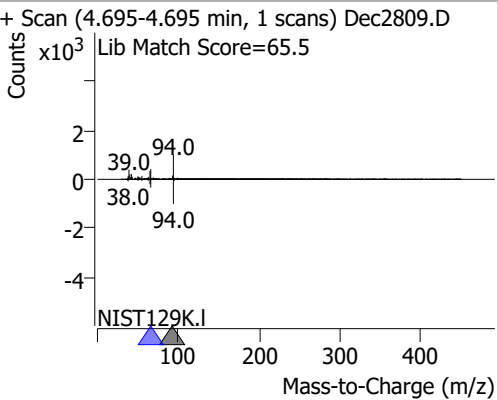
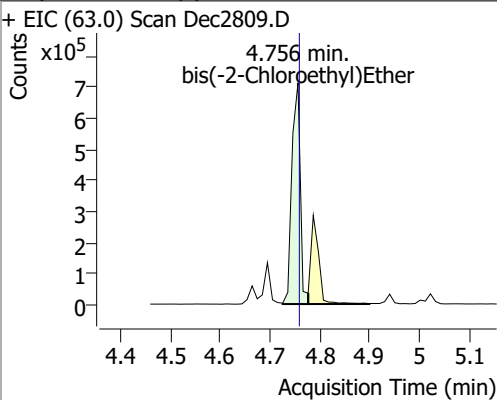
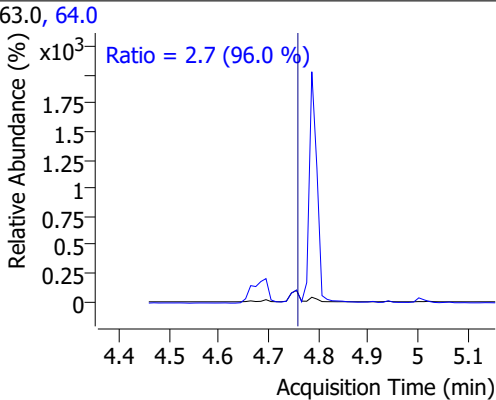
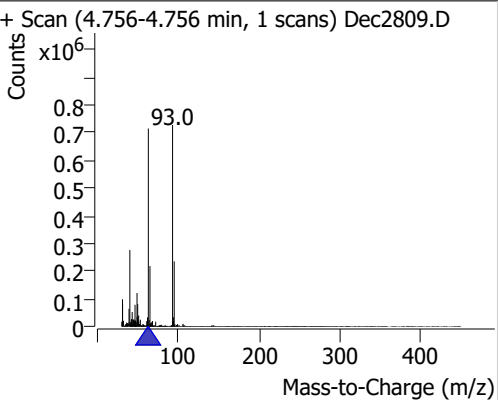
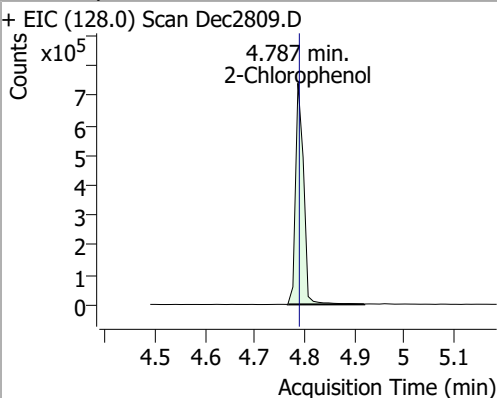
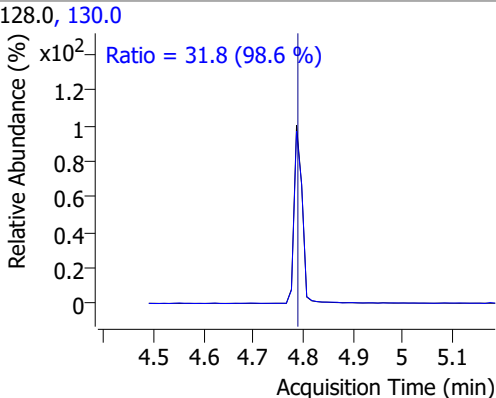
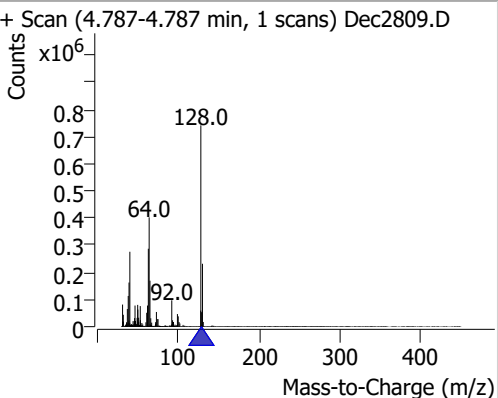
| Compound | RT | QIon | Resp. | Conc. | Units | Dev(Min) |
|---------------------------|--------|-------|---------|---------|-------|----------|
| T Benzo(b)fluoranthene | 18.629 | 252.0 | 1493136 | 82.4568 | µg/L | 100 |
| T Benzo(k)fluoranthene | 18.690 | 252.0 | 1527054 | 77.7564 | µg/L | 100 |
| T Benzo(a)pyrene | 19.226 | 252.0 | 1329307 | 78.9769 | µg/L | 98 |
| T Indeno(1,2,3-c,d)pyrene | 20.968 | 276.0 | 1034213 | 79.9996 | µg/L | 100 |
| T Dibenzo(a,h)anthracene | 21.029 | 278.0 | 1189036 | 82.3326 | µg/L | 99 |
| T Benzo(g,h,i)perylene | 21.292 | 276.0 | 1311371 | 81.8033 | µg/L | 99 |

(#) = Qualifier Out of Range; (m) = Manual Integration; (+) = Area Summed; (*) = Surrogate Percent Recovery Out of Range; (d): Zeroed Peak

Quantitation Results Report (QT Reviewed)

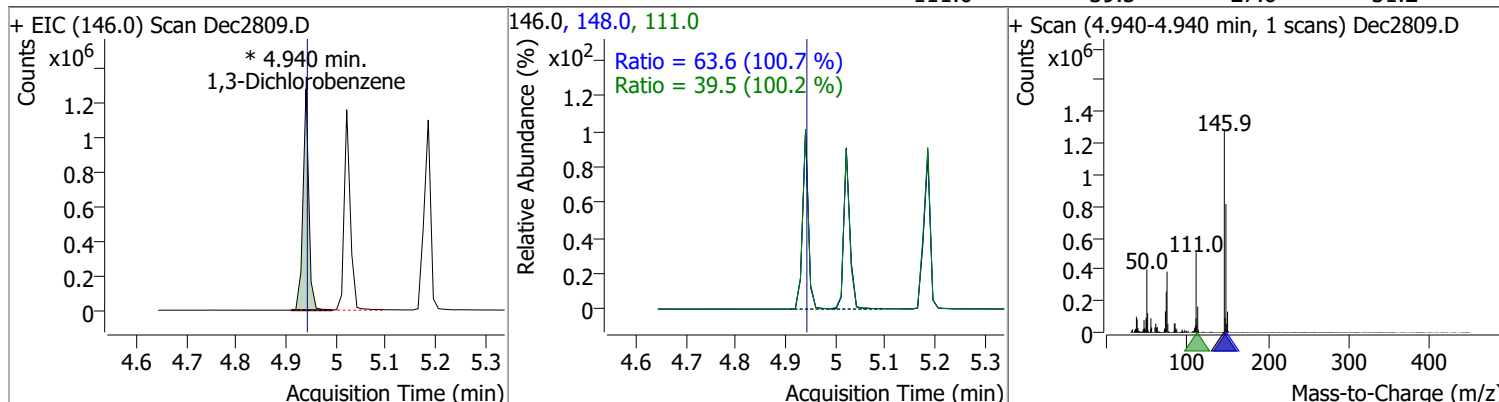


Quantitation Results Report (QT Reviewed)

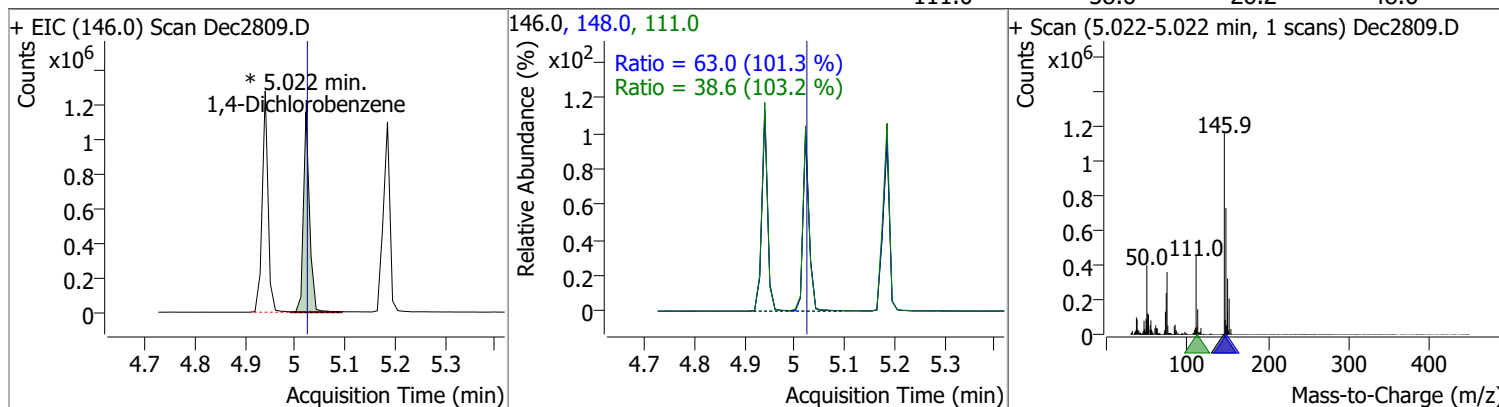
| Compound | Conc. | RT | Dev(Min) | Resp. | QIon | QRatio | Lower | Upper |
|--|---------|------|--|-------------|-------|---|-------|-------|
| Phenol-d5 | 83.7043 | 4.68 | 0.00 | 1009053 | 71.0 | 34.0 | 22.9 | 42.5 |
| + EIC (99.0) Scan Dec2809.D  | | | 99.0, 71.0  | | | + Scan (4.685-4.685 min, 1 scans) Dec2809.D  | | |
| Phenol | 82.1541 | 4.70 | 0.00 | 1097466 (m) | 66.0 | 50.5 | 28.6 | 53.1 |
| + EIC (94.0) Scan Dec2809.D  | | | 94.0, 66.0  | | | + Scan (4.695-4.695 min, 1 scans) Dec2809.D Lib Match Score=65.5  | | |
| bis(-2-Chloroethyl)Ether | 75.3748 | 4.76 | 0.00 | 835485 | 64.0 | 2.7 | 1.9 | 3.6 |
| + EIC (63.0) Scan Dec2809.D  | | | 63.0, 64.0  | | | + Scan (4.756-4.756 min, 1 scans) Dec2809.D  | | |
| 2-Chlorophenol | 86.2431 | 4.79 | 0.00 | 835205 | 130.0 | 31.8 | 22.6 | 42.0 |
| + EIC (128.0) Scan Dec2809.D  | | | 128.0, 130.0  | | | + Scan (4.787-4.787 min, 1 scans) Dec2809.D  | | |

Quantitation Results Report (QT Reviewed)

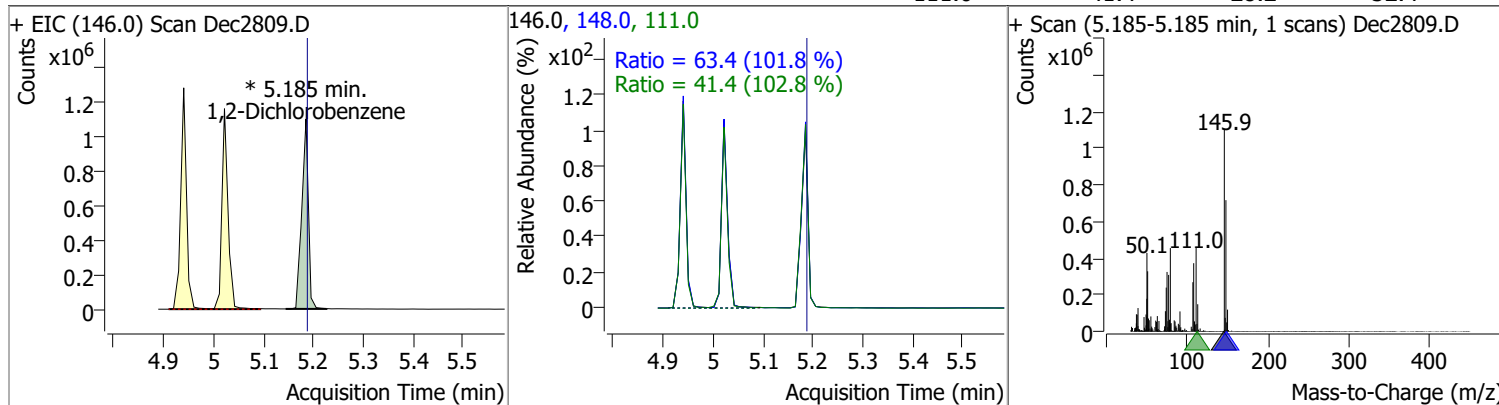
| Compound | Conc. | RT | Dev(Min) | Resp. | QIon | QRatio | Lower | Upper |
|---------------------|---------|------|----------|-------------|-------|--------|-------|-------|
| 1,3-Dichlorobenzene | 80.6603 | 4.94 | 0.00 | 1034928 (m) | 148.0 | 63.6 | 44.2 | 82.2 |
| | | | | | 111.0 | 39.5 | 27.6 | 51.2 |



| Compound | Conc. | RT | Dev(Min) | Resp. | QIon | QRatio | Lower | Upper |
|---------------------|---------|------|----------|------------|-------|--------|-------|-------|
| 1,4-Dichlorobenzene | 78.0348 | 5.02 | 0.00 | 987430 (m) | 148.0 | 63.0 | 43.6 | 80.9 |
| | | | | | 111.0 | 38.6 | 26.2 | 48.6 |

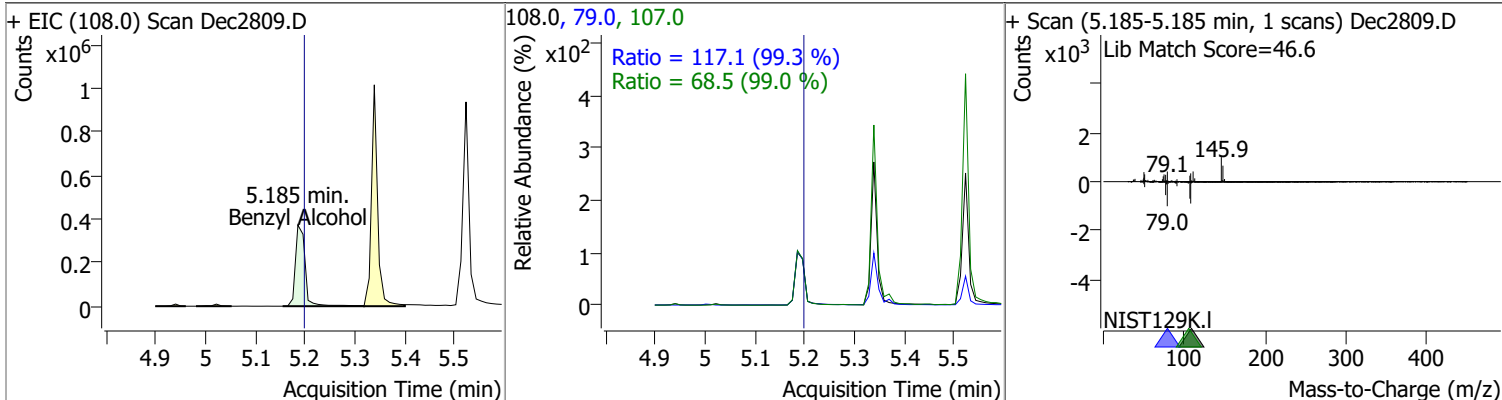


| Compound | Conc. | RT | Dev(Min) | Resp. | QIon | QRatio | Lower | Upper |
|---------------------|---------|------|----------|-------------|-------|--------|-------|-------|
| 1,2-Dichlorobenzene | 76.1226 | 5.19 | 0.00 | 1008894 (m) | 148.0 | 63.4 | 43.6 | 80.9 |
| | | | | | 111.0 | 41.4 | 28.2 | 52.4 |

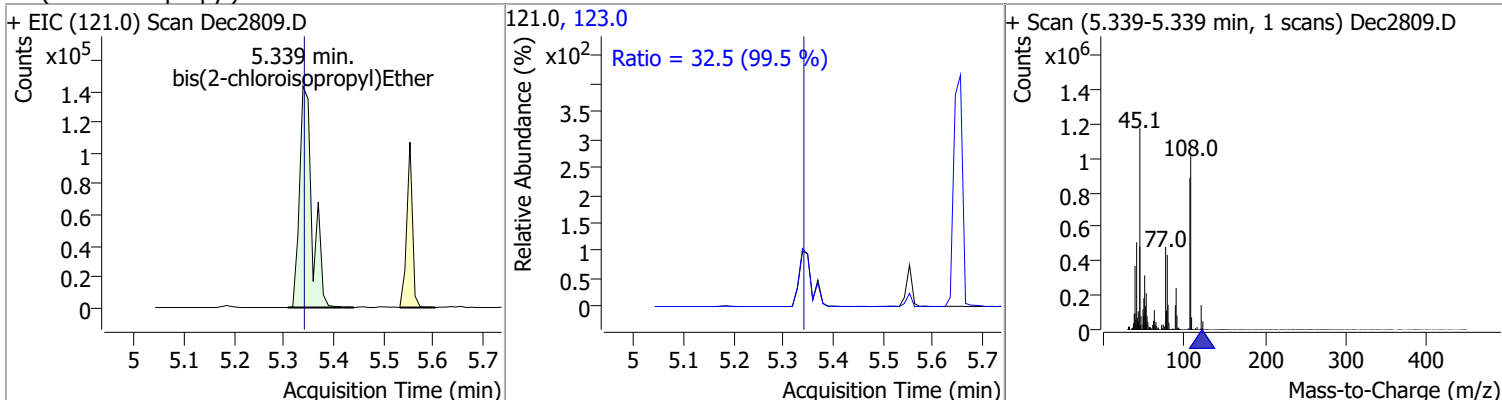


Quantitation Results Report (QT Reviewed)

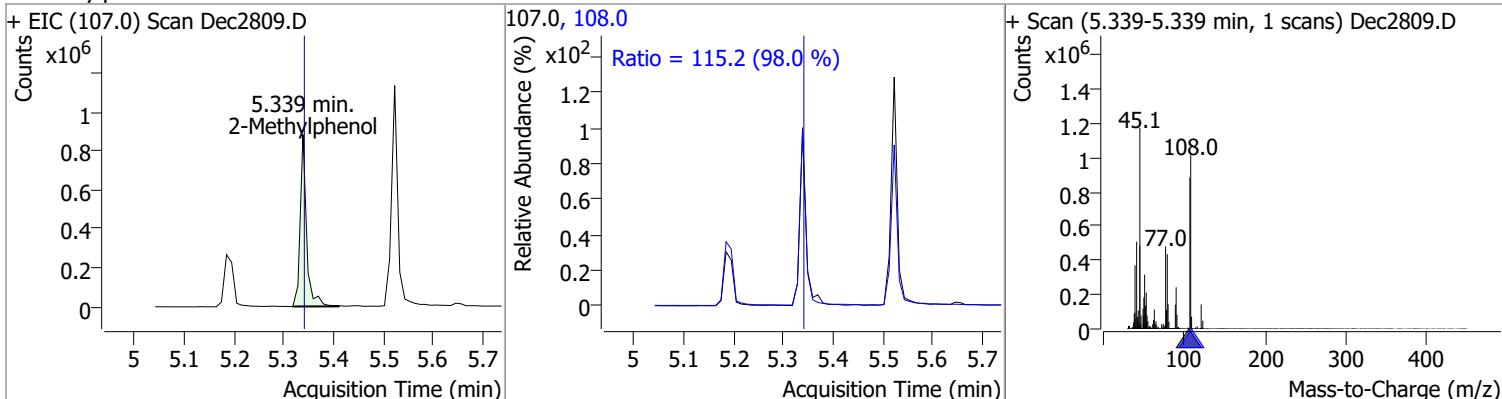
| Compound | Conc. | RT | Dev(Min) | Resp. | QIon | QRatio | Lower | Upper |
|----------------|---------|------|----------|--------|-------|--------|-------|-------|
| Benzyl Alcohol | 80.0689 | 5.19 | -0.01 | 499754 | 79.0 | 117.1 | 82.5 | 153.3 |
| | | | | | 107.0 | 68.5 | 48.4 | 89.9 |



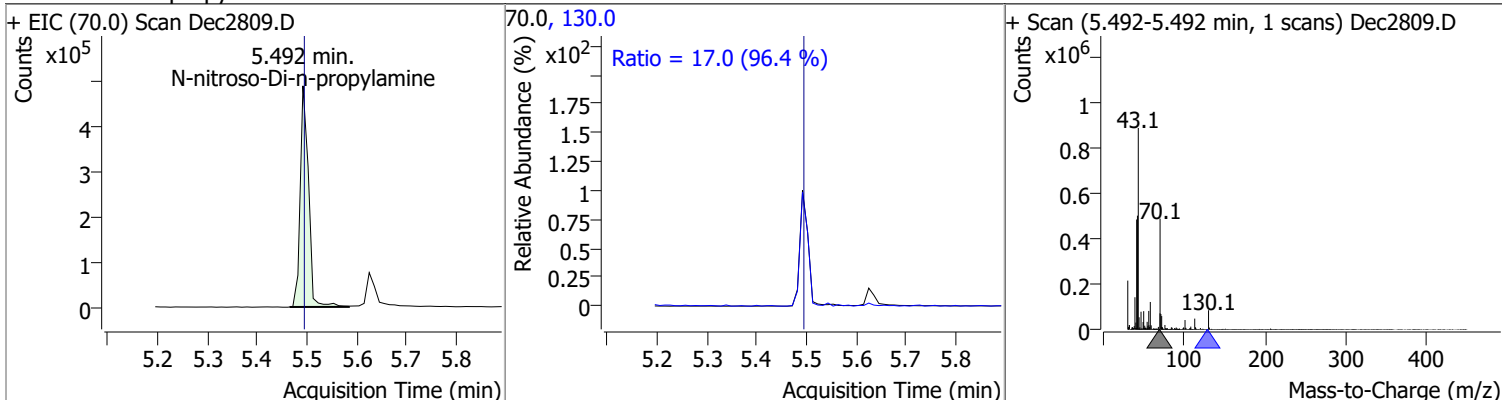
| Compound | Conc. | RT | Dev(Min) | Resp. | QIon | QRatio | Lower | Upper |
|-----------------------------|---------|------|----------|--------|-------|--------|-------|-------|
| bis(2-chloroisopropyl)Ether | 64.4045 | 5.34 | 0.00 | 259287 | 123.0 | 32.5 | 22.9 | 42.5 |



| Compound | Conc. | RT | Dev(Min) | Resp. | QIon | QRatio | Lower | Upper |
|----------------|---------|------|----------|--------|-------|--------|-------|-------|
| 2-Methylphenol | 76.9700 | 5.34 | 0.00 | 749528 | 108.0 | 115.2 | 82.3 | 152.8 |

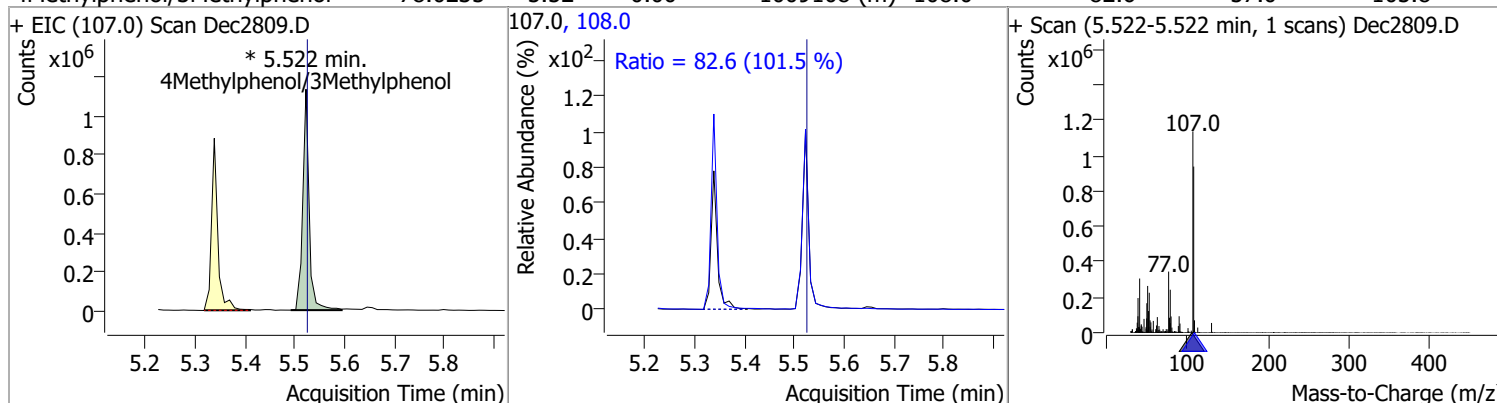


| Compound | Conc. | RT | Dev(Min) | Resp. | QIon | QRatio | Lower | Upper |
|----------------------------|---------|------|----------|--------|-------|--------|-------|-------|
| N-nitroso-Di-n-propylamine | 77.3557 | 5.49 | 0.00 | 565171 | 130.0 | 17.0 | 0.0 | 35.2 |

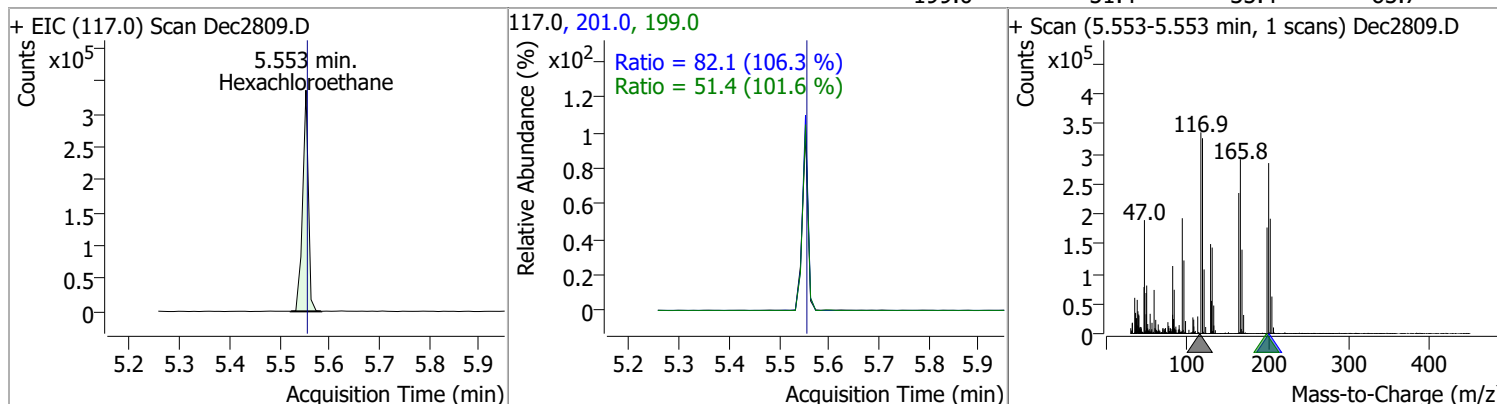


Quantitation Results Report (QT Reviewed)

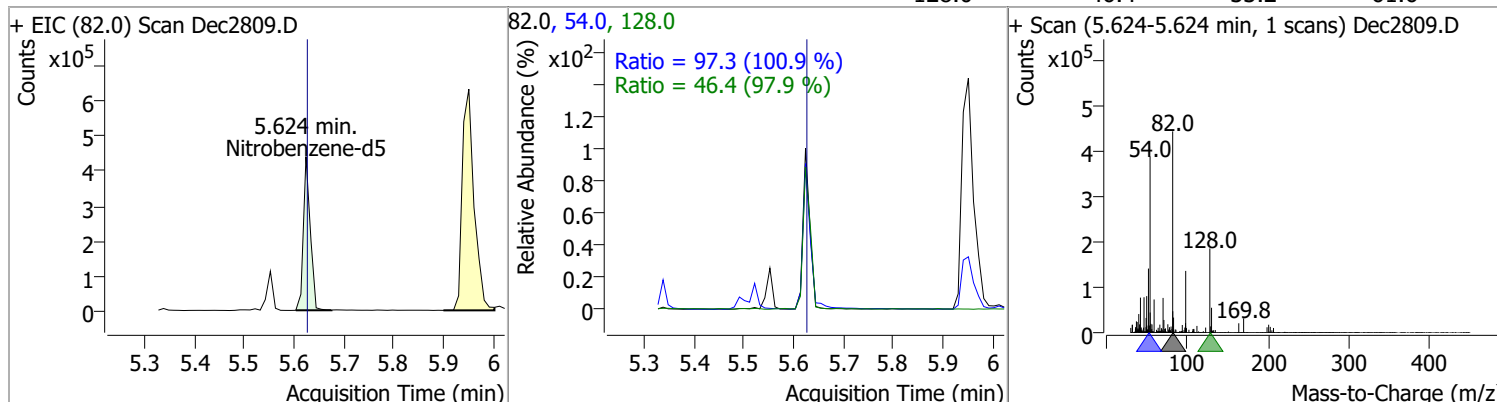
| Compound | Conc. | RT | Dev(Min) | Resp. | QIon | QRatio | Lower | Upper |
|-----------------------------|---------|------|----------|-------------|-------|--------|-------|-------|
| 4Methylphenol/3Methylphenol | 78.0235 | 5.52 | 0.00 | 1009108 (m) | 108.0 | 82.6 | 57.0 | 105.8 |



| Compound | Conc. | RT | Dev(Min) | Resp. | QIon | QRatio | Lower | Upper |
|------------------|---------|------|----------|--------|-------|--------|-------|-------|
| Hexachloroethane | 78.0667 | 5.55 | 0.00 | 268496 | 201.0 | 82.1 | 54.1 | 100.4 |
| | | | | | 199.0 | 51.4 | 35.4 | 65.7 |

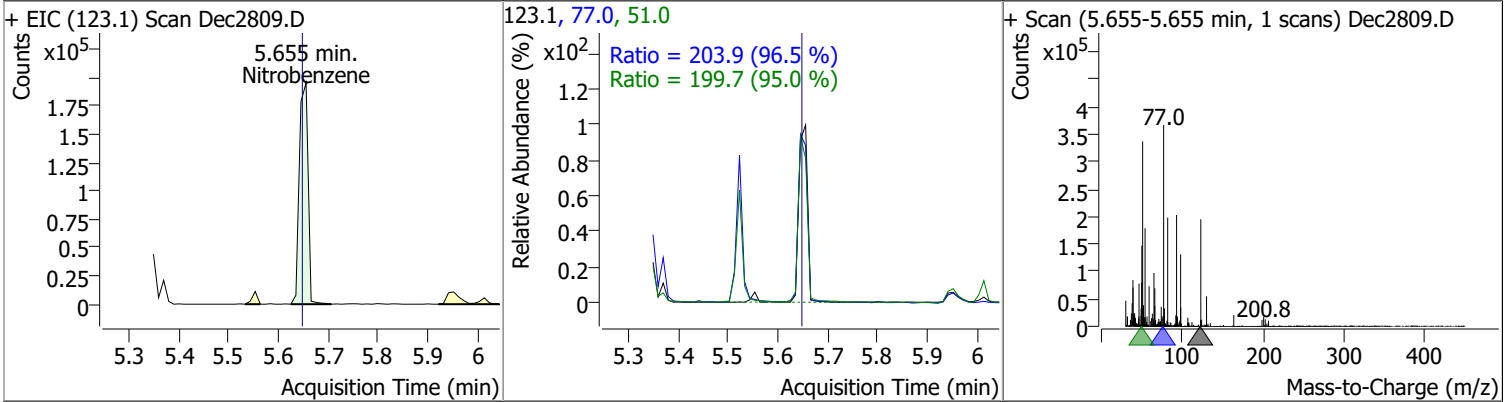


| Compound | Conc. | RT | Dev(Min) | Resp. | QIon | QRatio | Lower | Upper |
|-----------------|---------|------|----------|--------|-------|--------|-------|-------|
| Nitrobenzene-d5 | 69.1242 | 5.62 | 0.00 | 412776 | 54.0 | 97.3 | 67.5 | 125.4 |
| | | | | | 128.0 | 46.4 | 33.2 | 61.6 |

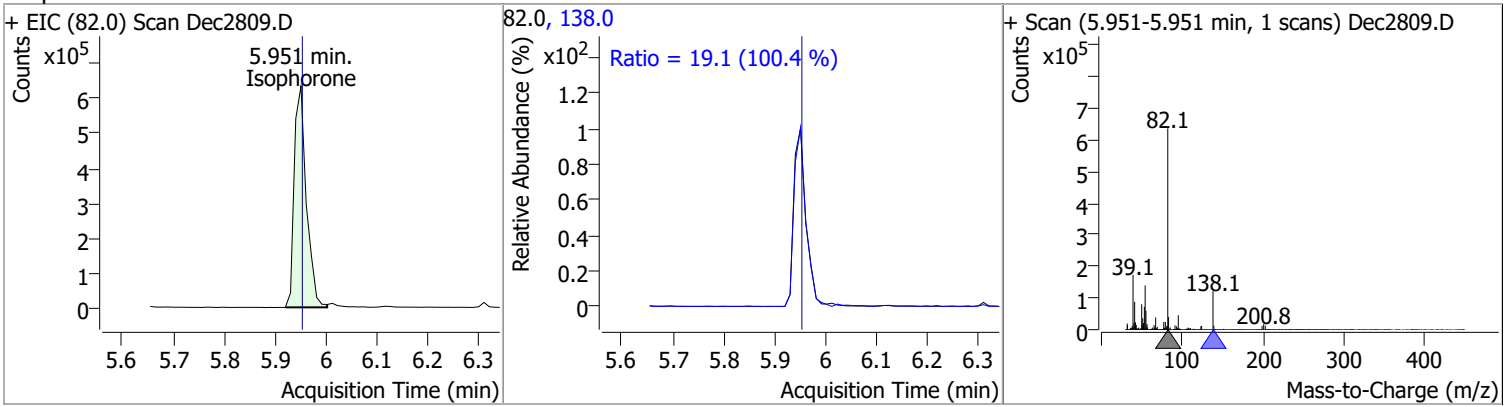


Quantitation Results Report (QT Reviewed)

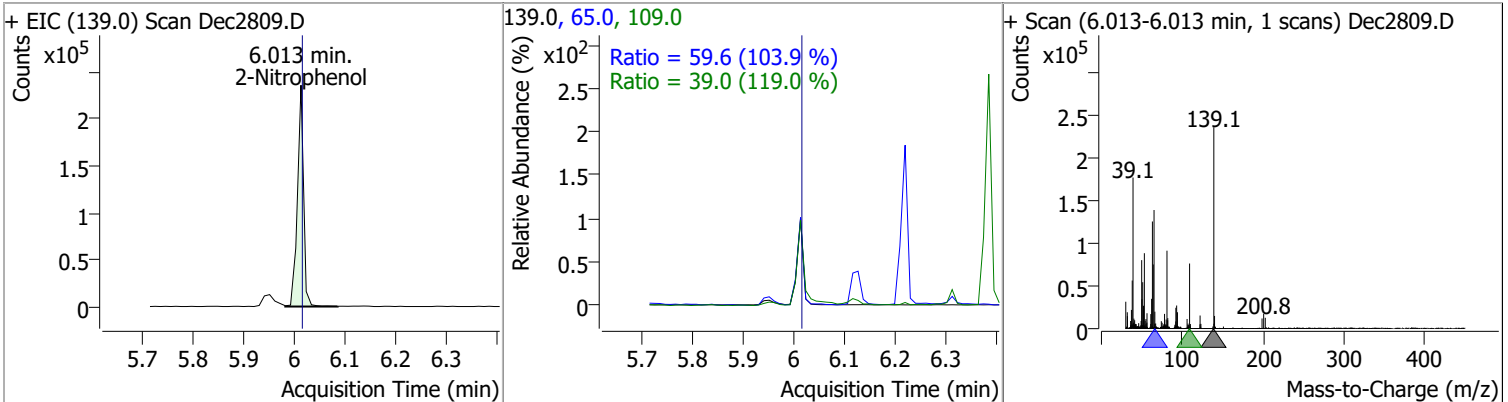
| Compound | Conc. | RT | Dev(Min) | Resp. | QIon | QRatio | Lower | Upper |
|--------------|---------|------|----------|--------|------|--------|-------|-------|
| Nitrobenzene | 77.4047 | 5.66 | 0.01 | 237524 | 77.0 | 203.9 | 148.0 | 274.8 |
| | | | | | 51.0 | 199.7 | 147.2 | 273.4 |



| Compound | Conc. | RT | Dev(Min) | Resp. | QIon | QRatio | Lower | Upper |
|------------|---------|------|----------|---------|-------|--------|-------|-------|
| Isophorone | 73.7628 | 5.95 | 0.00 | 1036223 | 138.0 | 19.1 | 13.3 | 24.8 |

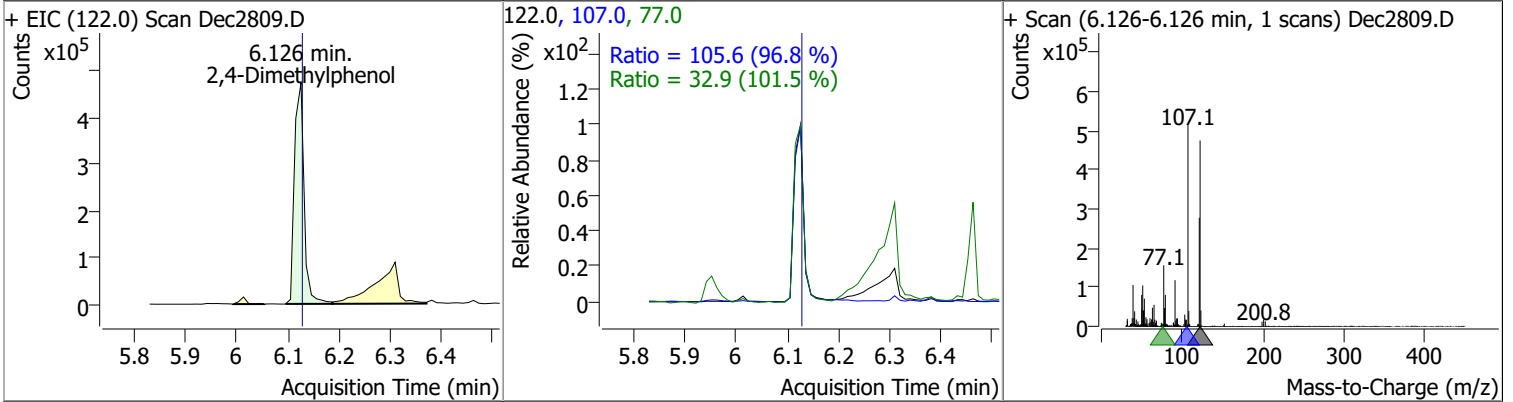


| Compound | Conc. | RT | Dev(Min) | Resp. | QIon | QRatio | Lower | Upper |
|---------------|---------|------|----------|--------|-------|--------|-------|-------|
| 2-Nitrophenol | 82.9132 | 6.01 | 0.00 | 197298 | 65.0 | 59.6 | 40.2 | 74.6 |
| | | | | | 109.0 | 39.0 | 22.9 | 42.6 |

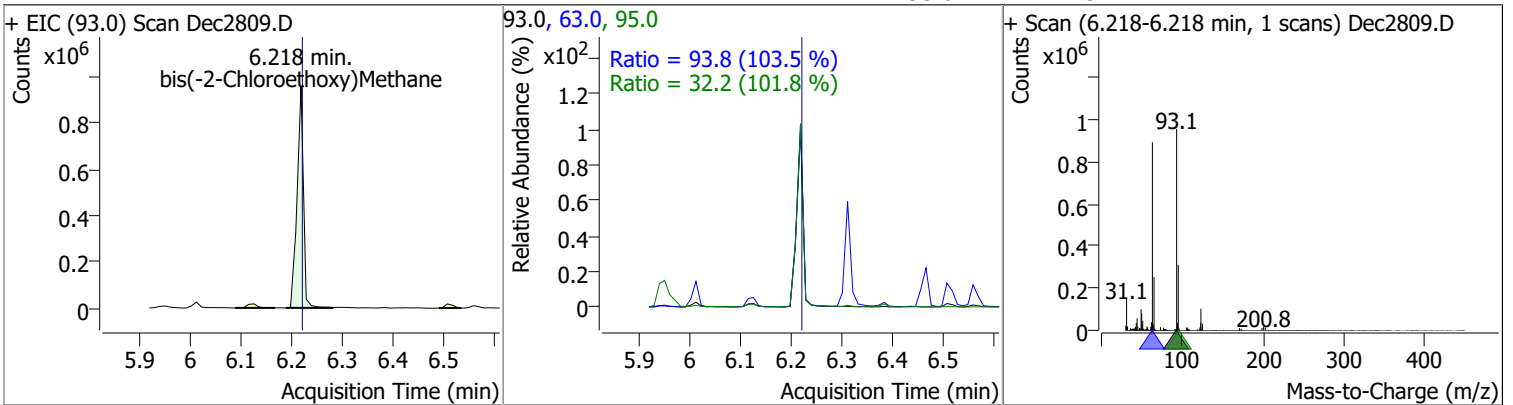


Quantitation Results Report (QT Reviewed)

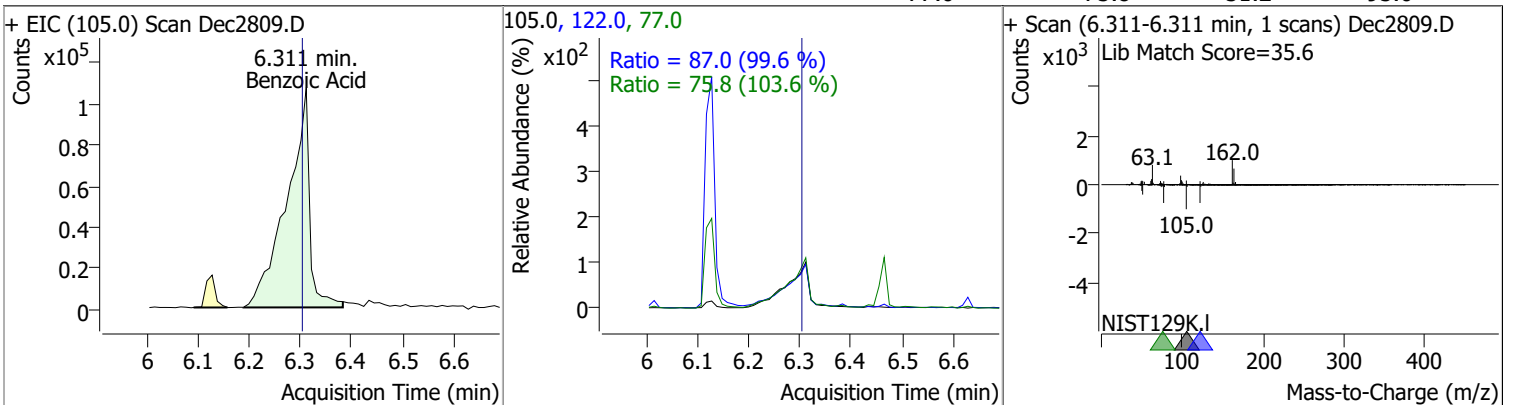
| Compound | Conc. | RT | Dev(Min) | Resp. | QIon | QRatio | Lower | Upper |
|--------------------|---------|------|----------|--------|-------|--------|-------|-------|
| 2,4-Dimethylphenol | 76.4449 | 6.13 | 0.00 | 618506 | 107.0 | 105.6 | 76.4 | 141.8 |
| | | | | | 77.0 | 32.9 | 22.7 | 42.1 |



| Compound | Conc. | RT | Dev(Min) | Resp. | QIon | QRatio | Lower | Upper |
|-----------------------------|---------|------|----------|--------|------|--------|-------|-------|
| bis(-2-Chloroethoxy)Methane | 78.4775 | 6.22 | 0.00 | 826059 | 63.0 | 93.8 | 63.5 | 117.9 |
| | | | | | 95.0 | 32.2 | 22.2 | 41.1 |

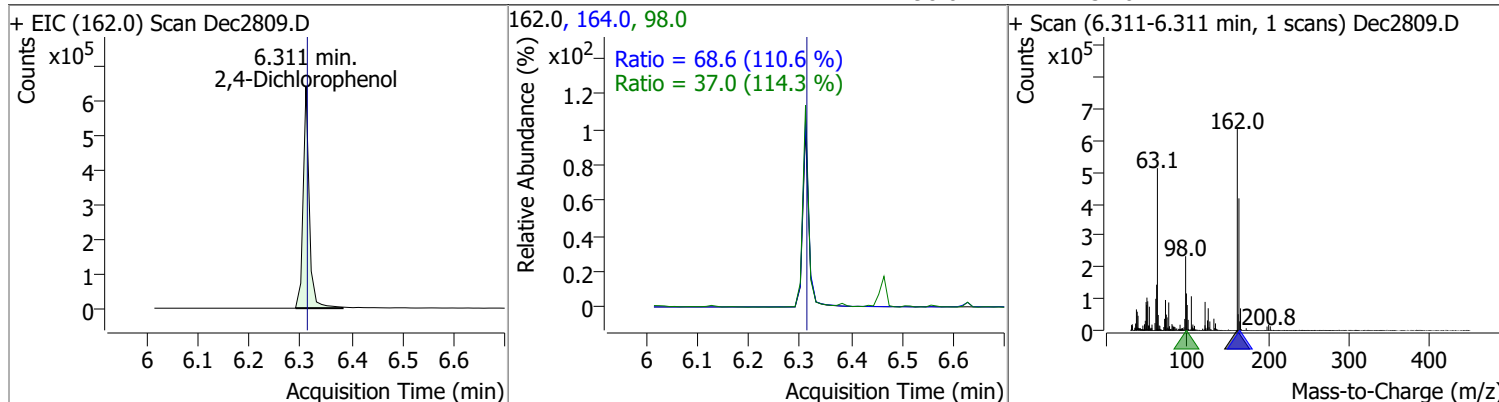


| Compound | Conc. | RT | Dev(Min) | Resp. | QIon | QRatio | Lower | Upper |
|--------------|---------|------|----------|--------|-------|--------|-------|-------|
| Benzoic Acid | 77.5355 | 6.31 | 0.01 | 333579 | 122.0 | 87.0 | 61.1 | 113.6 |
| | | | | | 77.0 | 75.8 | 51.2 | 95.0 |

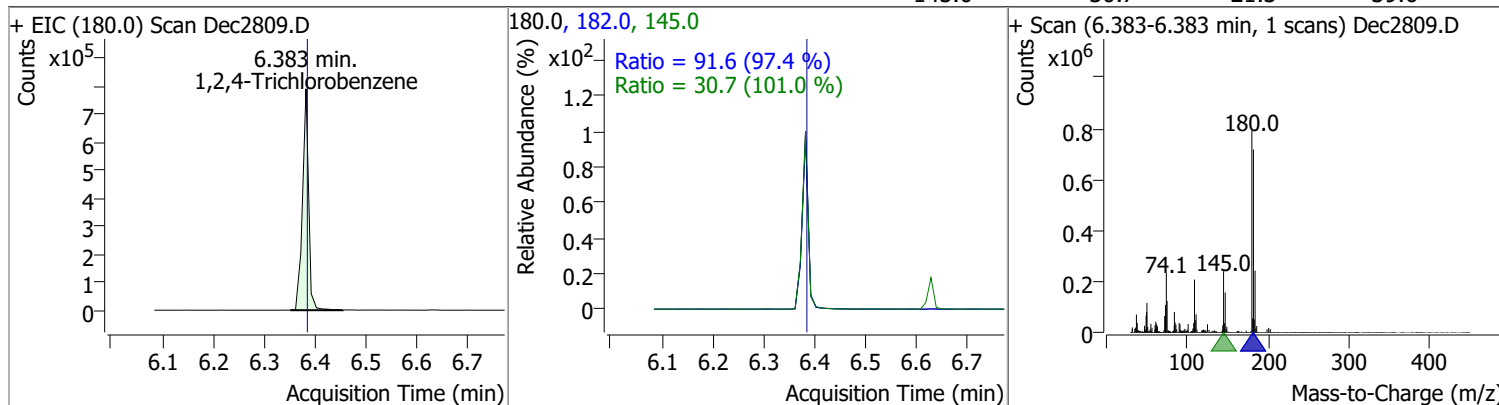


Quantitation Results Report (QT Reviewed)

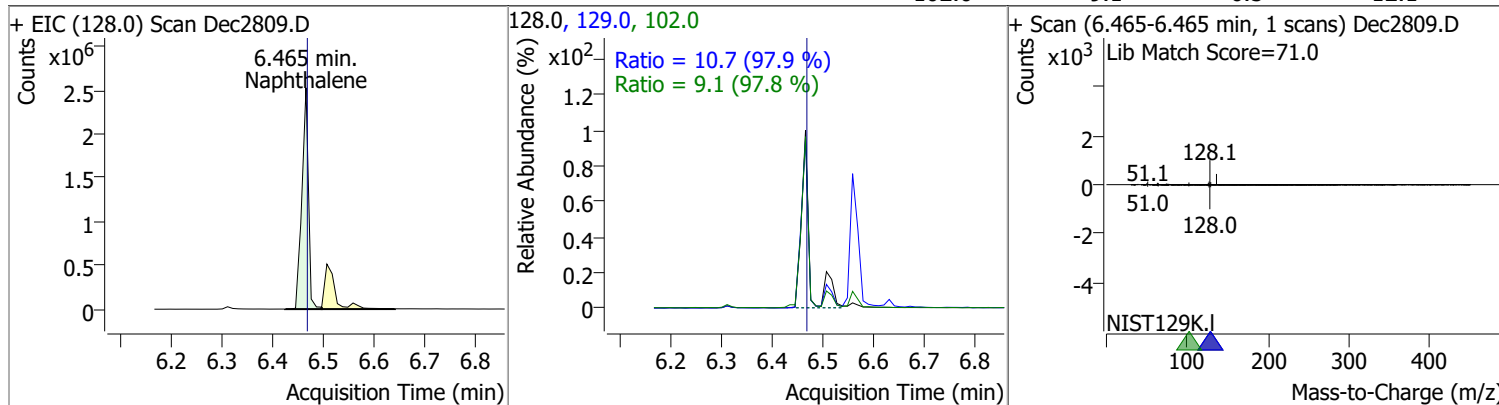
| Compound | Conc. | RT | Dev(Min) | Resp. | QIon | QRatio | Lower | Upper |
|--------------------|---------|------|----------|--------|-------|--------|-------|-------|
| 2,4-Dichlorophenol | 80.6832 | 6.31 | 0.00 | 509756 | 164.0 | 68.6 | 43.4 | 80.5 |
| | | | | | 98.0 | 37.0 | 22.7 | 42.1 |



| Compound | Conc. | RT | Dev(Min) | Resp. | QIon | QRatio | Lower | Upper |
|------------------------|---------|------|----------|--------|-------|--------|-------|-------|
| 1,2,4-Trichlorobenzene | 78.4201 | 6.38 | 0.00 | 660717 | 182.0 | 91.6 | 65.8 | 122.3 |
| | | | | | 145.0 | 30.7 | 21.3 | 39.6 |

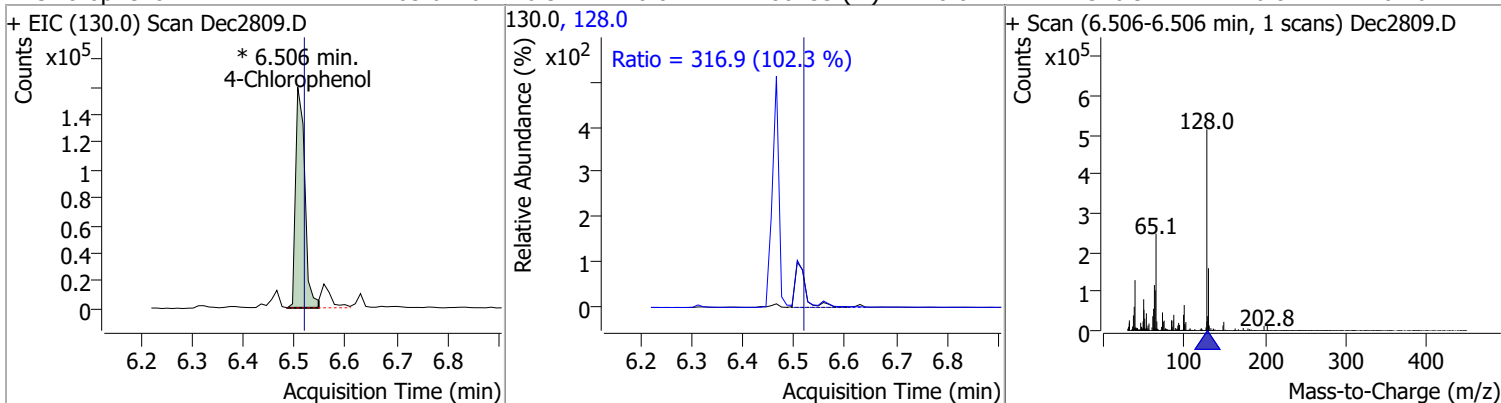


| Compound | Conc. | RT | Dev(Min) | Resp. | QIon | QRatio | Lower | Upper |
|-------------|---------|------|----------|---------|-------|--------|-------|-------|
| Naphthalene | 81.5704 | 6.46 | 0.00 | 2261482 | 129.0 | 10.7 | 7.7 | 14.2 |
| | | | | | 102.0 | 9.1 | 6.5 | 12.1 |

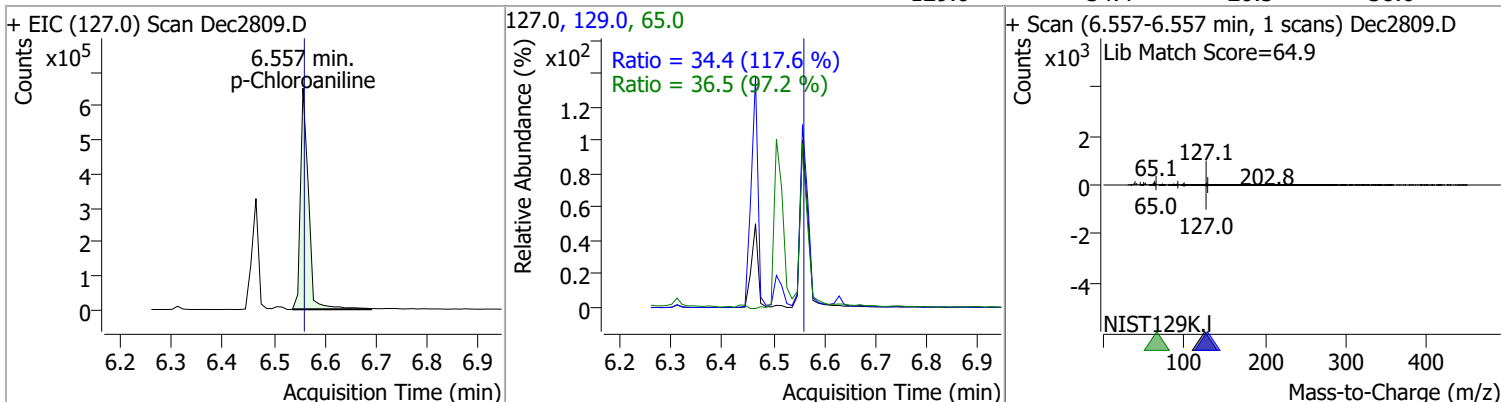


Quantitation Results Report (QT Reviewed)

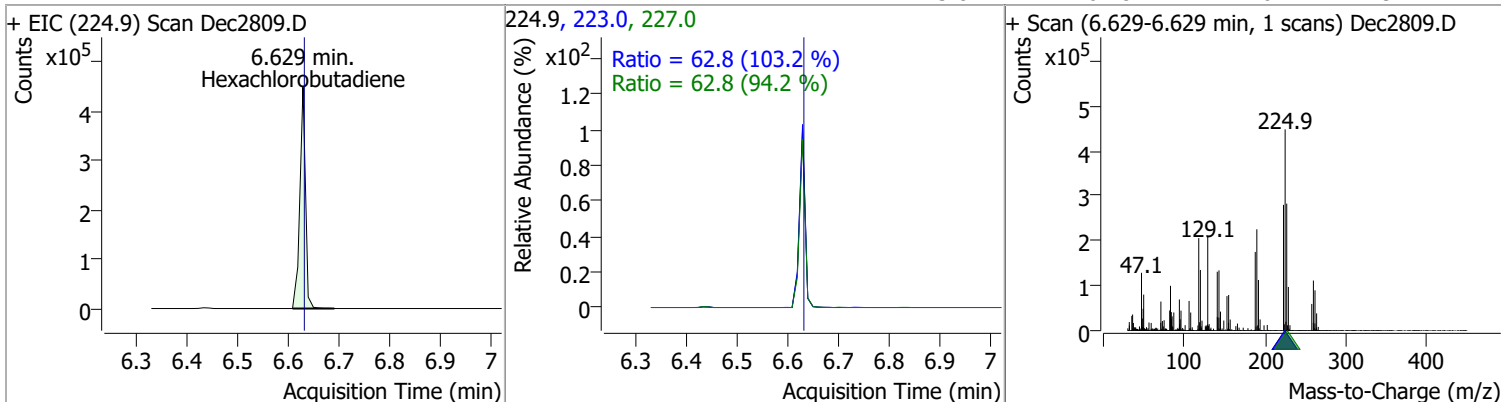
| Compound | Conc. | RT | Dev(Min) | Resp. | QIon | QRatio | Lower | Upper |
|----------------|---------|------|----------|------------|-------|--------|-------|-------|
| 4-Chlorophenol | 85.6246 | 6.51 | -0.01 | 200133 (m) | 128.0 | 316.9 | 216.8 | 402.6 |



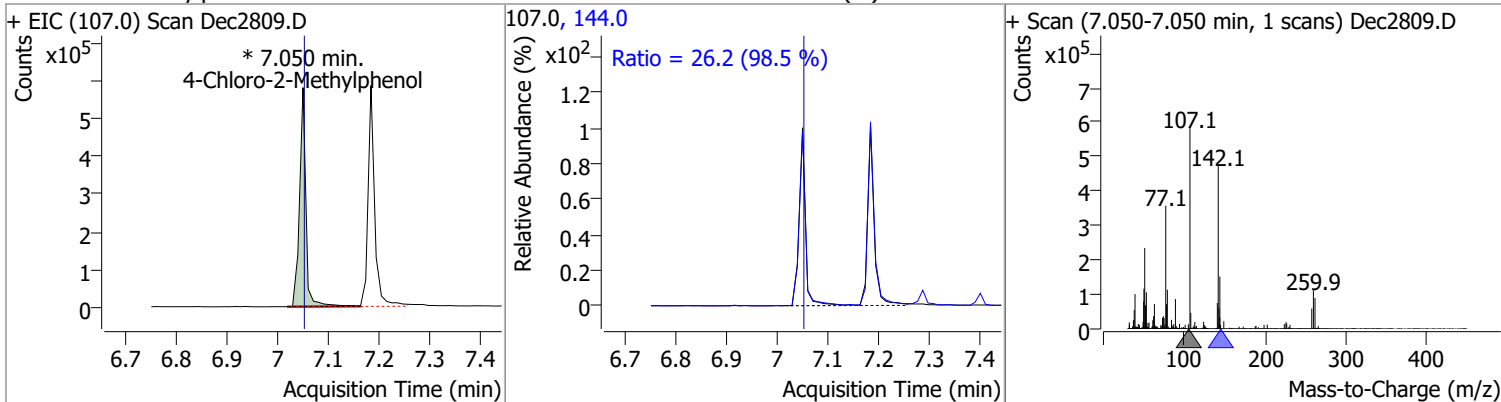
| Compound | Conc. | RT | Dev(Min) | Resp. | QIon | QRatio | Lower | Upper |
|-----------------|---------|------|----------|--------|-------|--------|-------|-------|
| p-Chloroaniline | 70.4046 | 6.56 | 0.00 | 713003 | 65.0 | 36.5 | 26.3 | 48.8 |
| | | | | | 129.0 | 34.4 | 20.5 | 38.0 |



| Compound | Conc. | RT | Dev(Min) | Resp. | QIon | QRatio | Lower | Upper |
|---------------------|---------|------|----------|--------|-------|--------|-------|-------|
| Hexachlorobutadiene | 79.8962 | 6.63 | 0.00 | 345289 | 227.0 | 62.8 | 46.6 | 86.6 |
| | | | | | 223.0 | 62.8 | 42.6 | 79.1 |

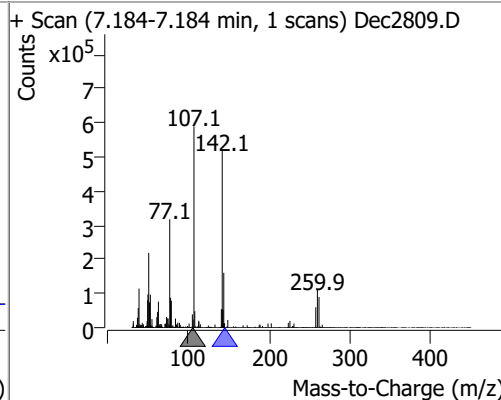
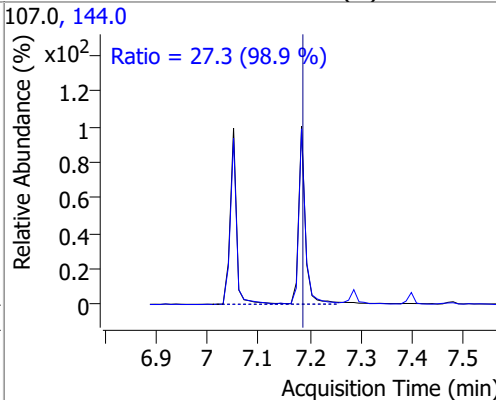
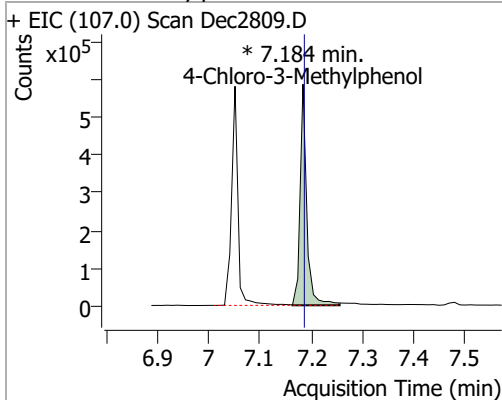


| Compound | Conc. | RT | Dev(Min) | Resp. | QIon | QRatio | Lower | Upper |
|-------------------------|---------|------|----------|------------|-------|--------|-------|-------|
| 4-Chloro-2-Methylphenol | 77.8317 | 7.05 | 0.00 | 503568 (m) | 144.0 | 26.2 | 18.6 | 34.6 |

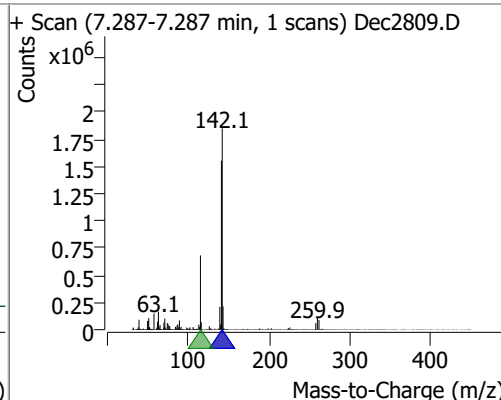
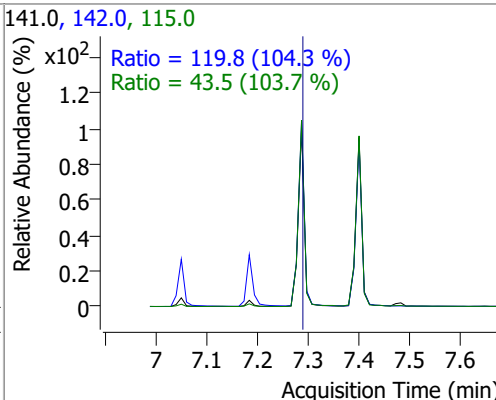
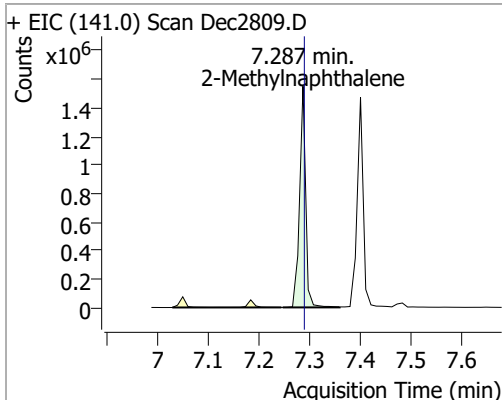


Quantitation Results Report (QT Reviewed)

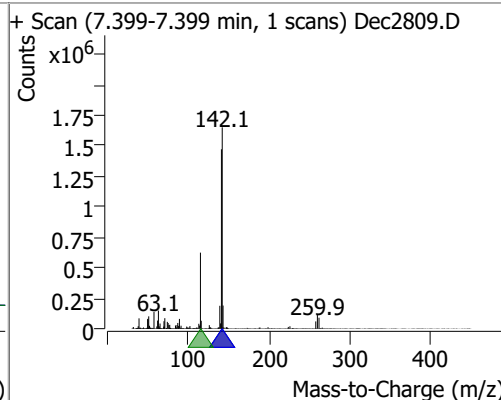
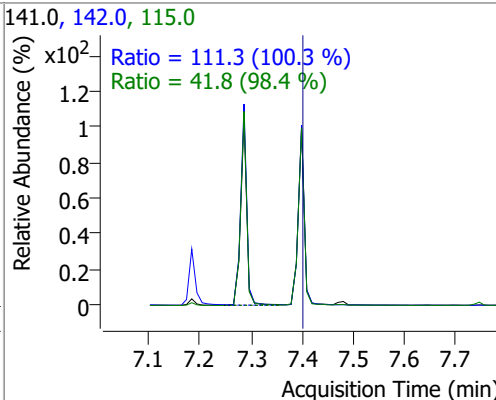
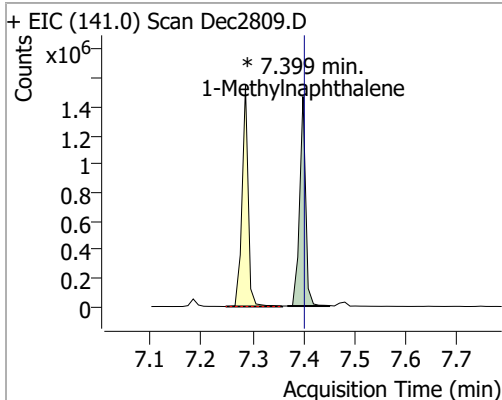
| Compound | Conc. | RT | Dev(Min) | Resp. | QIon | QRatio | Lower | Upper |
|-------------------------|---------|------|----------|------------|-------|--------|-------|-------|
| 4-Chloro-3-Methylphenol | 82.6183 | 7.18 | 0.00 | 531201 (m) | 144.0 | 27.3 | 19.3 | 35.9 |



| Compound | Conc. | RT | Dev(Min) | Resp. | QIon | QRatio | Lower | Upper |
|---------------------|---------|------|----------|---------|-------|--------|-------|-------|
| 2-Methylnaphthalene | 81.6291 | 7.29 | 0.00 | 1287207 | 142.0 | 119.8 | 80.4 | 149.3 |
| | | | | | 115.0 | 43.5 | 29.4 | 54.6 |

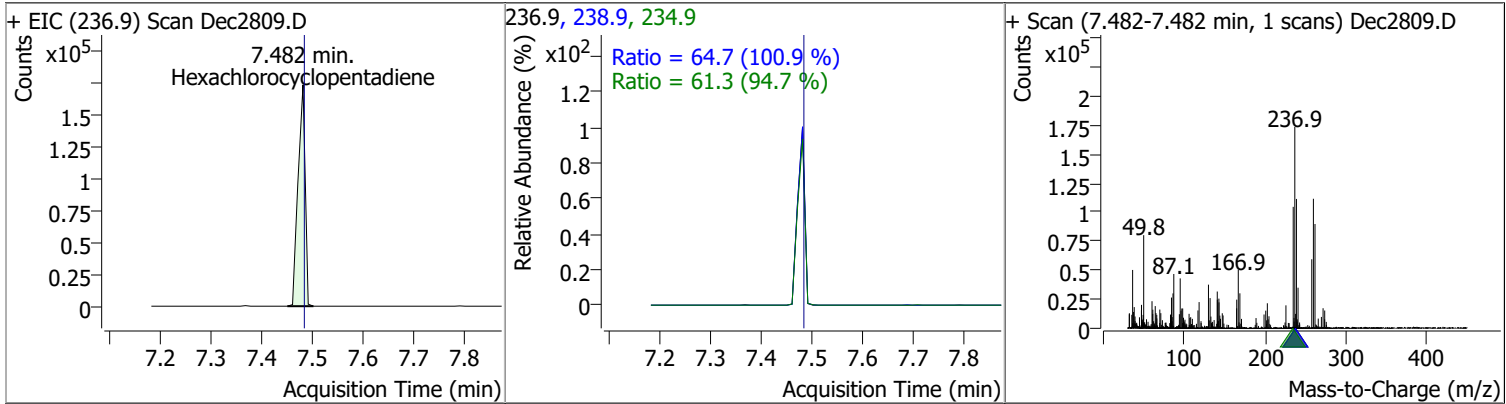


| Compound | Conc. | RT | Dev(Min) | Resp. | QIon | QRatio | Lower | Upper |
|---------------------|---------|------|----------|-------------|-------|--------|-------|-------|
| 1-Methylnaphthalene | 76.8591 | 7.40 | 0.00 | 1209904 (m) | 142.0 | 111.3 | 77.7 | 144.2 |
| | | | | | 115.0 | 41.8 | 29.7 | 55.2 |

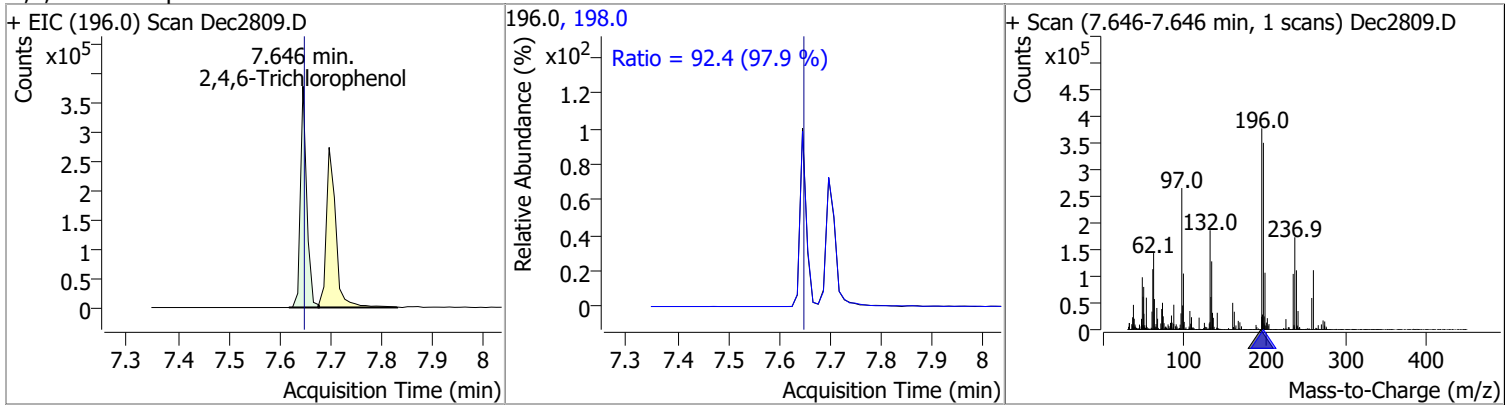


Quantitation Results Report (QT Reviewed)

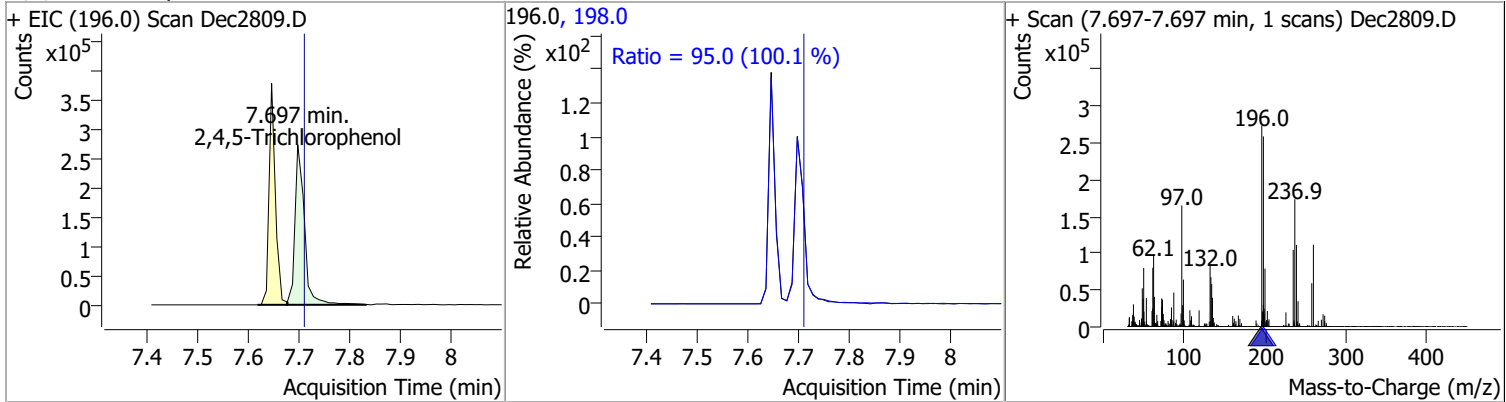
| Compound | Conc. | RT | Dev(Min) | Resp. | QIon | QRatio | Lower | Upper |
|---------------------------|---------|------|----------|--------|-------|--------|-------|-------|
| Hexachlorocyclopentadiene | 76.7555 | 7.48 | 0.00 | 167464 | 234.9 | 61.3 | 45.3 | 84.1 |
| | | | | | 238.9 | 64.7 | 44.9 | 83.3 |



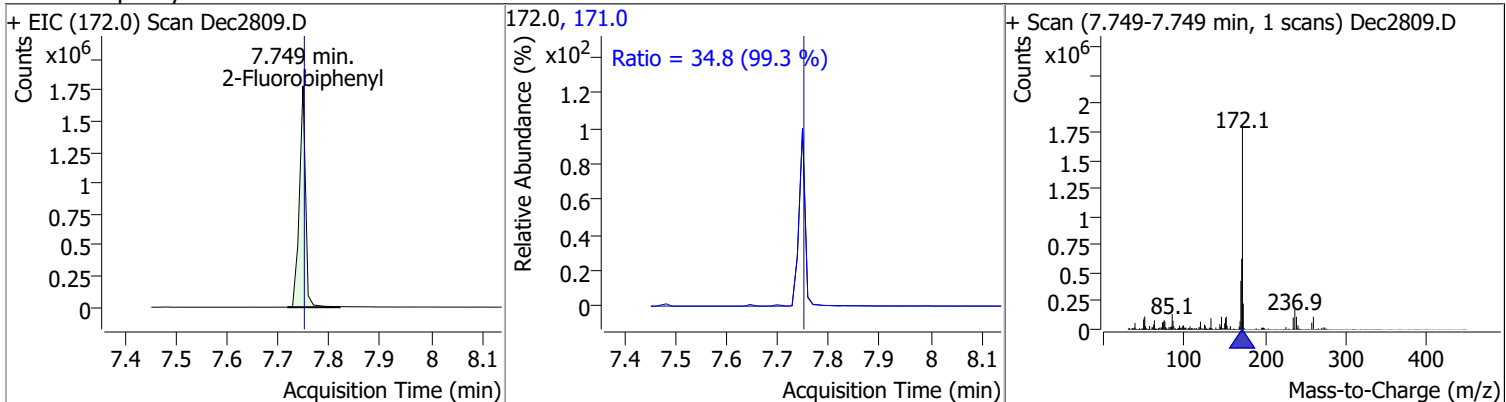
| Compound | Conc. | RT | Dev(Min) | Resp. | QIon | QRatio | Lower | Upper |
|-----------------------|---------|------|----------|--------|-------|--------|-------|-------|
| 2,4,6-Trichlorophenol | 86.3208 | 7.65 | 0.00 | 324710 | 198.0 | 92.4 | 66.1 | 122.7 |



| Compound | Conc. | RT | Dev(Min) | Resp. | QIon | QRatio | Lower | Upper |
|-----------------------|---------|------|----------|--------|-------|--------|-------|-------|
| 2,4,5-Trichlorophenol | 82.5489 | 7.70 | -0.01 | 354943 | 198.0 | 95.0 | 66.4 | 123.4 |

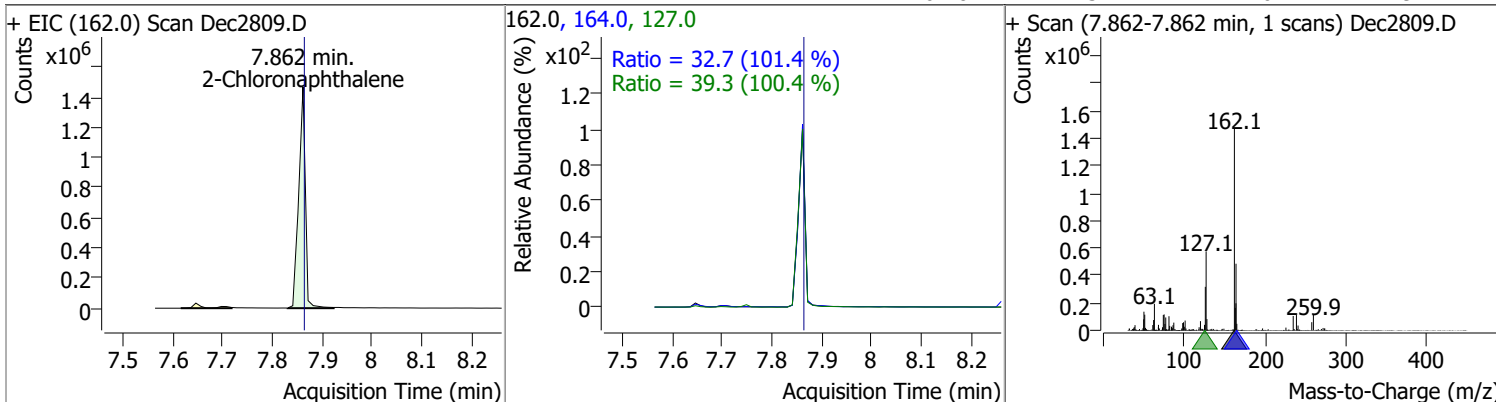


| Compound | Conc. | RT | Dev(Min) | Resp. | QIon | QRatio | Lower | Upper |
|------------------|---------|------|----------|---------|-------|--------|-------|-------|
| 2-Fluorobiphenyl | 73.0209 | 7.75 | 0.00 | 1498238 | 171.0 | 34.8 | 24.5 | 45.6 |

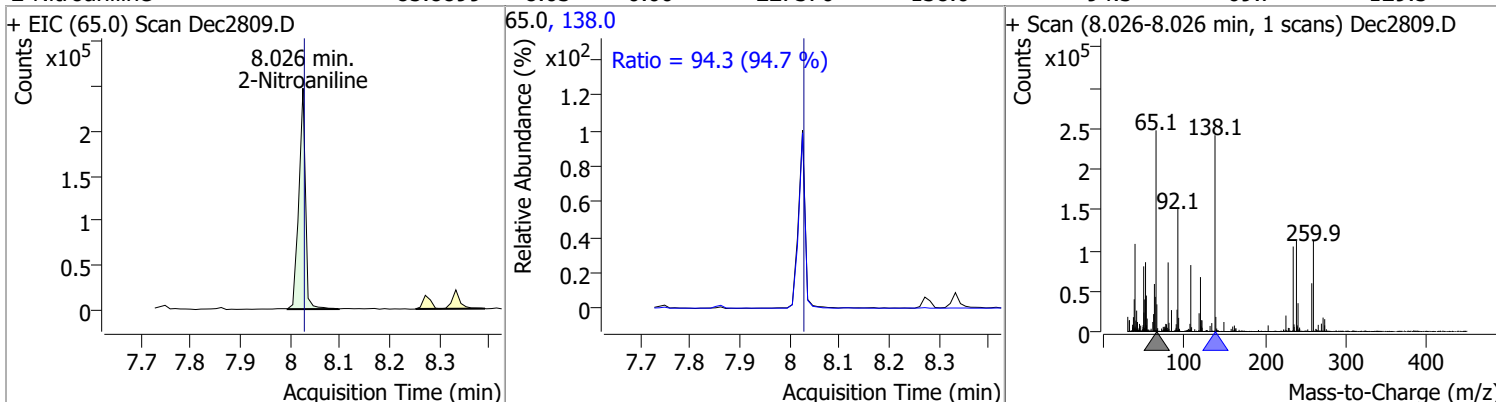


Quantitation Results Report (QT Reviewed)

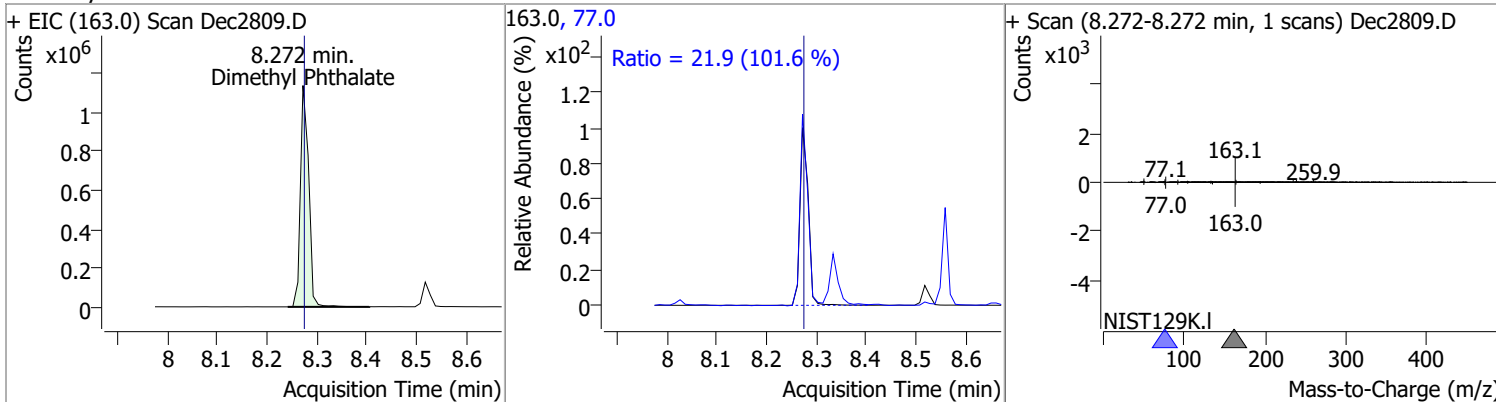
| Compound | Conc. | RT | Dev(Min) | Resp. | QIon | QRatio | Lower | Upper |
|---------------------|---------|------|----------|---------|-------|--------|-------|-------|
| 2-Chloronaphthalene | 81.8878 | 7.86 | 0.00 | 1360805 | 127.0 | 39.3 | 27.4 | 50.9 |
| | | | | | 164.0 | 32.7 | 22.6 | 41.9 |



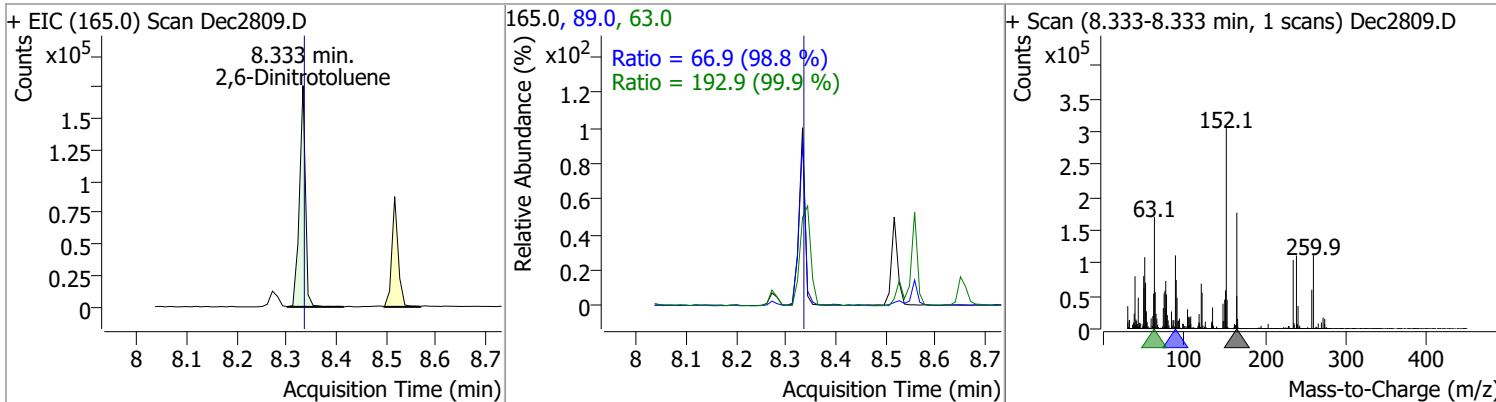
| Compound | Conc. | RT | Dev(Min) | Resp. | QIon | QRatio | Lower | Upper |
|----------------|---------|------|----------|--------|-------|--------|-------|-------|
| 2-Nitroaniline | 85.8899 | 8.03 | 0.00 | 227370 | 138.0 | 94.3 | 69.7 | 129.5 |



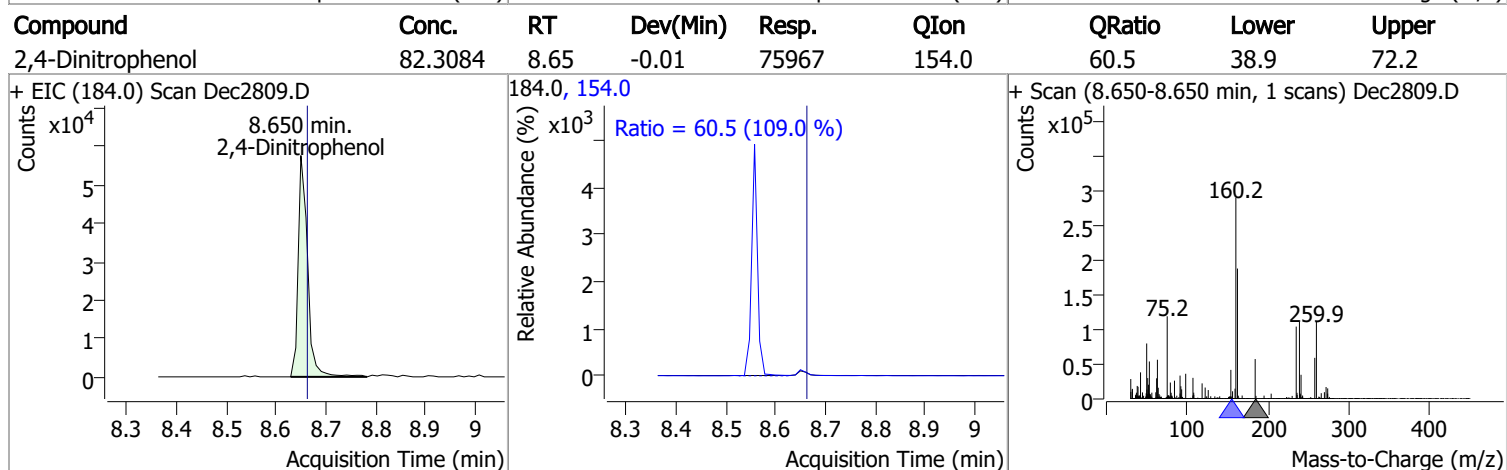
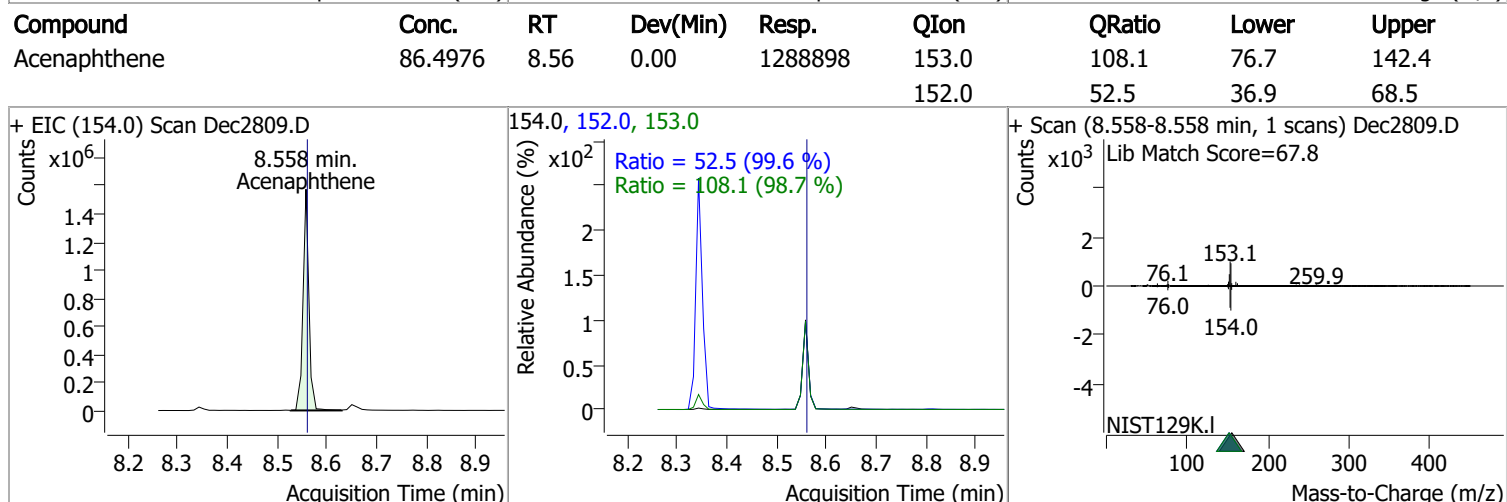
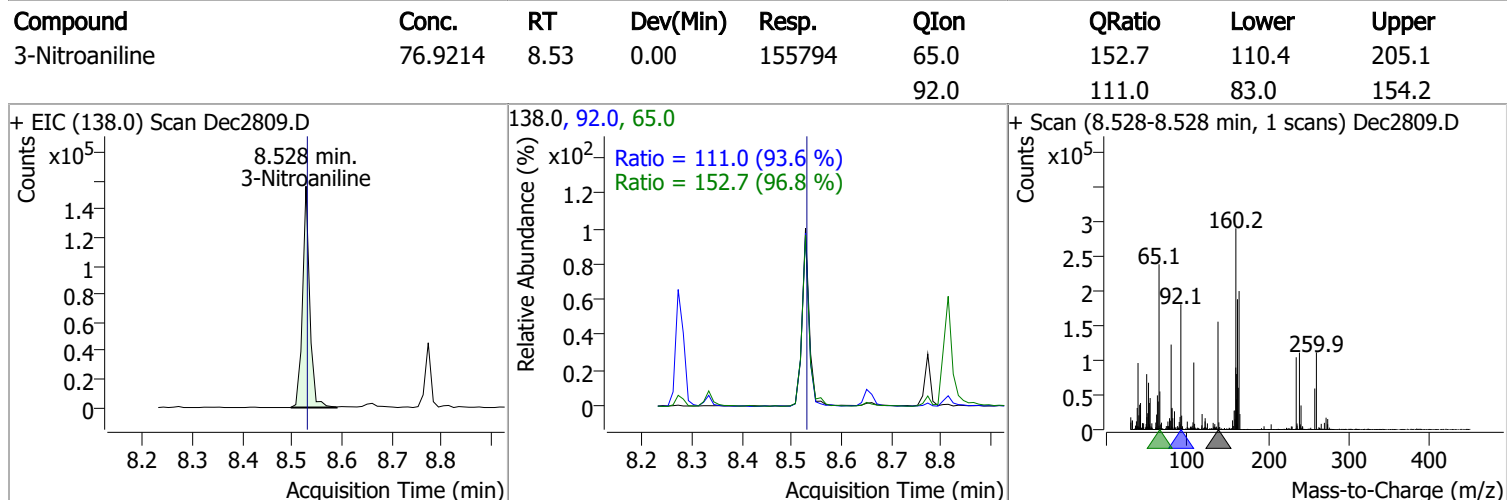
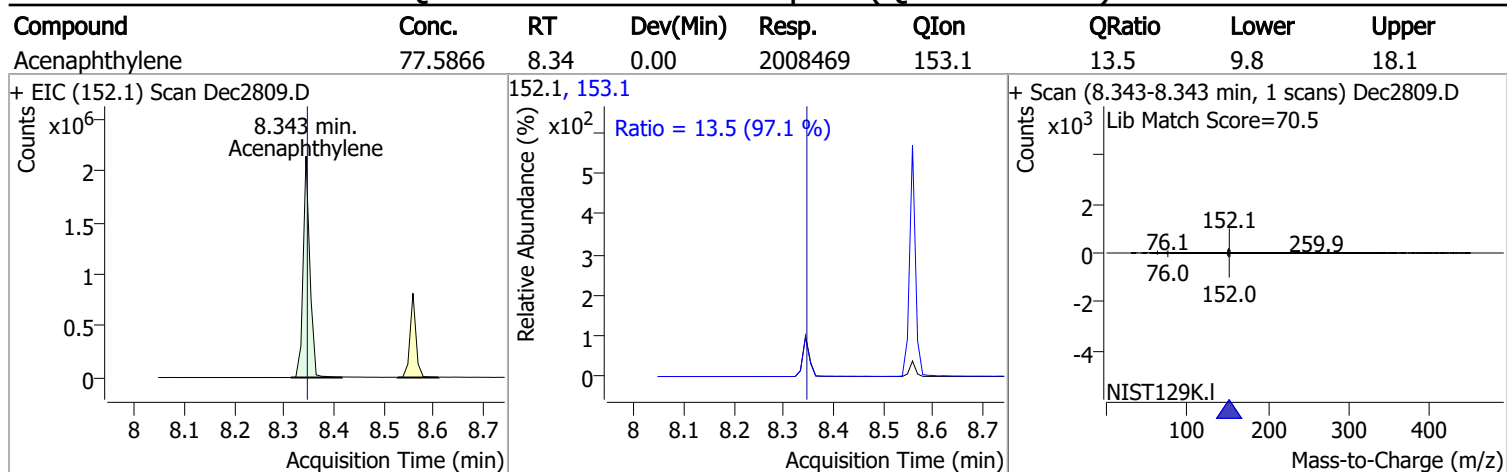
| Compound | Conc. | RT | Dev(Min) | Resp. | QIon | QRatio | Lower | Upper |
|--------------------|---------|------|----------|---------|------|--------|-------|-------|
| Dimethyl Phthalate | 86.6656 | 8.27 | 0.00 | 1315239 | 77.0 | 21.9 | 15.1 | 28.0 |



| Compound | Conc. | RT | Dev(Min) | Resp. | QIon | QRatio | Lower | Upper |
|--------------------|---------|------|----------|--------|------|--------|-------|-------|
| 2,6-Dinitrotoluene | 85.6996 | 8.33 | 0.00 | 147862 | 63.0 | 192.9 | 135.1 | 250.9 |
| | | | | | 89.0 | 66.9 | 47.4 | 88.1 |

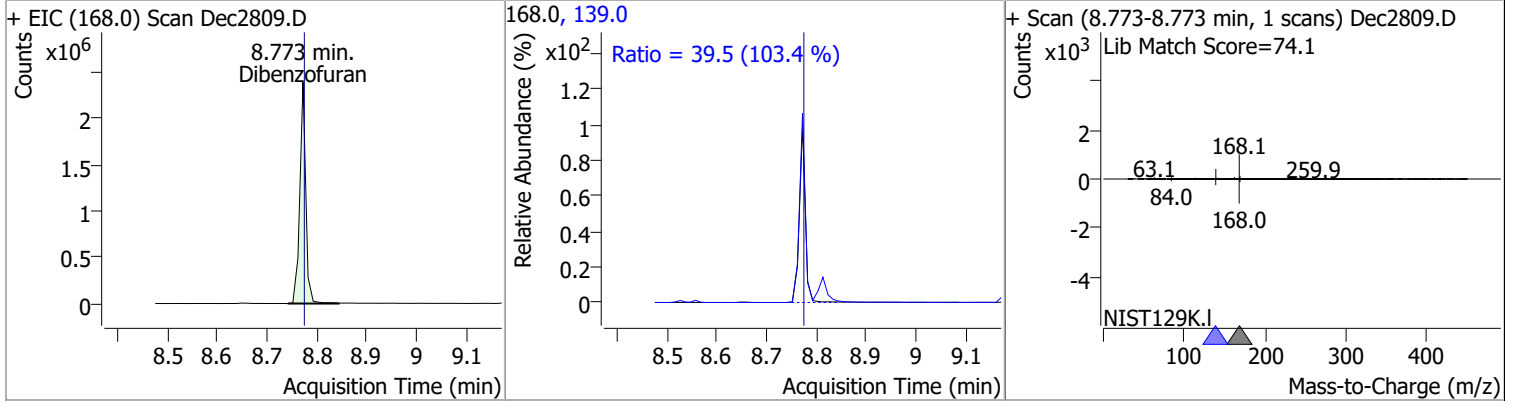


Quantitation Results Report (QT Reviewed)

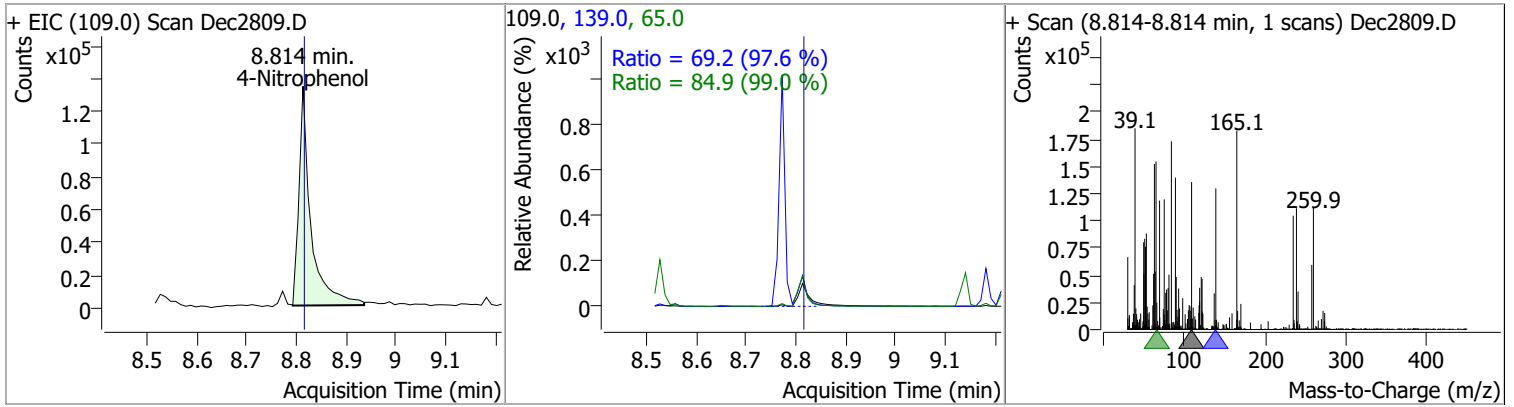


Quantitation Results Report (QT Reviewed)

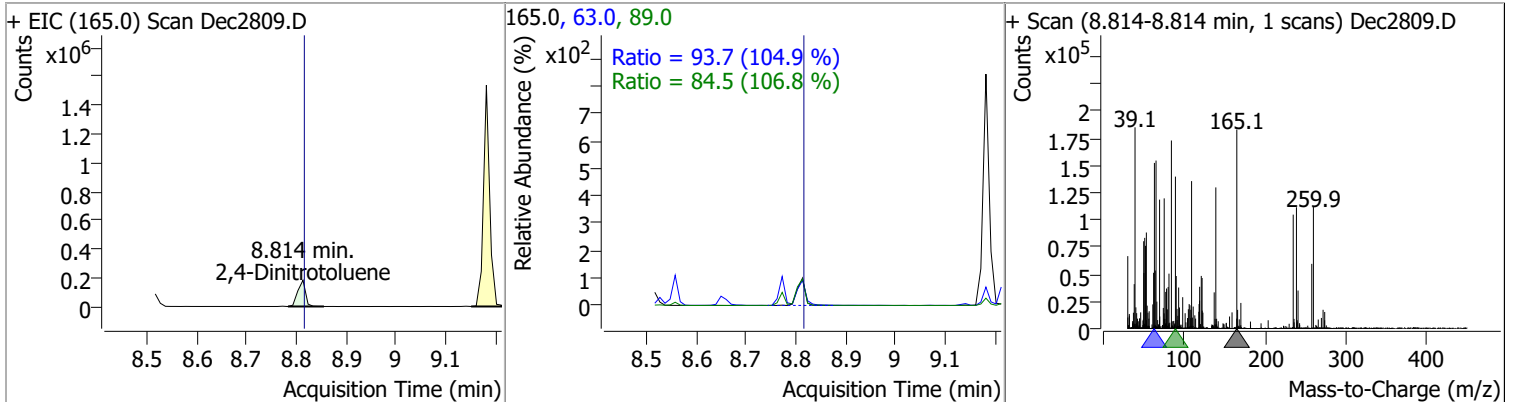
| Compound | Conc. | RT | Dev(Min) | Resp. | QIon | QRatio | Lower | Upper |
|--------------|---------|------|----------|---------|-------|--------|-------|-------|
| Dibenzofuran | 82.7020 | 8.77 | 0.00 | 1986047 | 139.0 | 39.5 | 26.8 | 49.7 |



| Compound | Conc. | RT | Dev(Min) | Resp. | QIon | QRatio | Lower | Upper |
|---------------|---------|------|----------|--------|-------|--------|-------|-------|
| 4-Nitrophenol | 89.0146 | 8.81 | 0.00 | 222710 | 65.0 | 84.9 | 60.1 | 111.5 |
| | | | | | 139.0 | 69.2 | 49.6 | 92.2 |

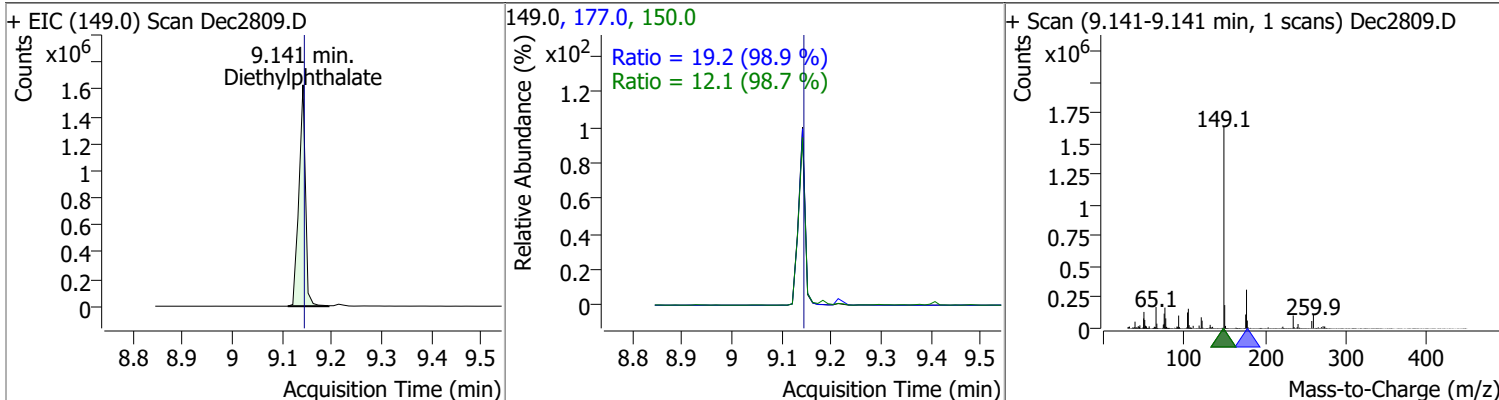


| Compound | Conc. | RT | Dev(Min) | Resp. | QIon | QRatio | Lower | Upper |
|--------------------|---------|------|----------|--------|------|--------|-------|-------|
| 2,4-Dinitrotoluene | 85.7807 | 8.81 | 0.00 | 193566 | 63.0 | 93.7 | 62.6 | 116.2 |
| | | | | | 89.0 | 84.5 | 55.4 | 102.8 |

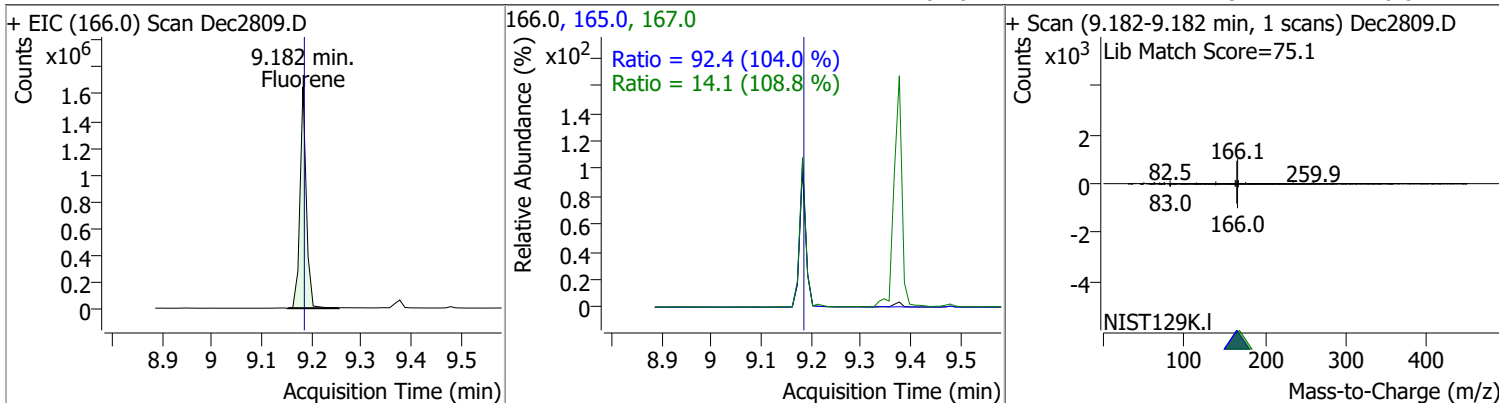


Quantitation Results Report (QT Reviewed)

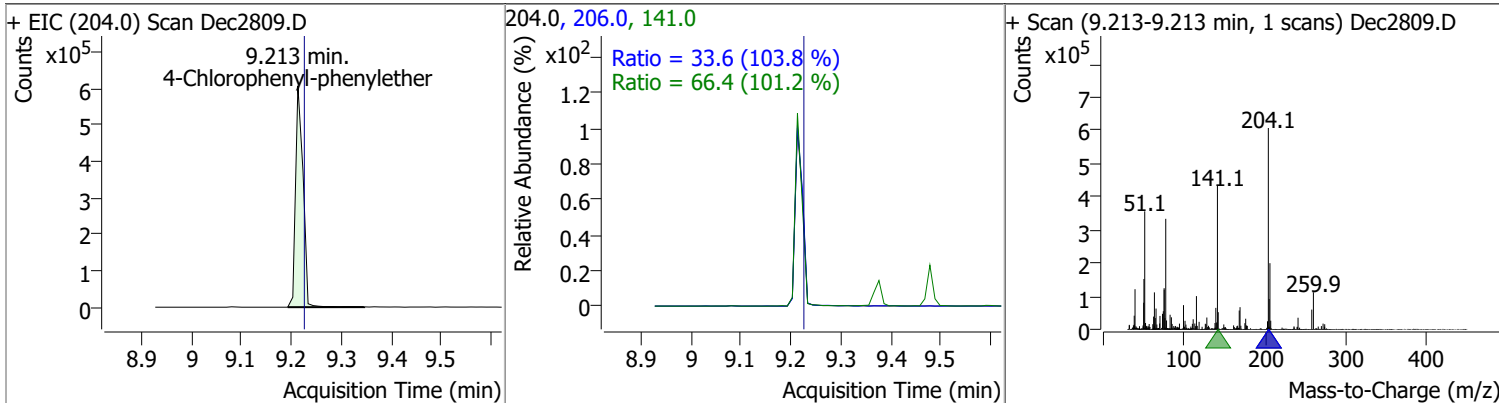
| Compound | Conc. | RT | Dev(Min) | Resp. | QIon | QRatio | Lower | Upper |
|------------------|---------|------|----------|---------|-------|--------|-------|-------|
| Diethylphthalate | 91.5297 | 9.14 | 0.00 | 1491733 | 177.0 | 19.2 | 13.6 | 25.2 |
| | | | | | 150.0 | 12.1 | 8.6 | 16.0 |



| Compound | Conc. | RT | Dev(Min) | Resp. | QIon | QRatio | Lower | Upper |
|----------|---------|------|----------|---------|-------|--------|-------|-------|
| Fluorene | 75.6214 | 9.18 | 0.00 | 1453127 | 165.0 | 92.4 | 62.2 | 115.4 |
| | | | | | 167.0 | 14.1 | 9.1 | 16.8 |

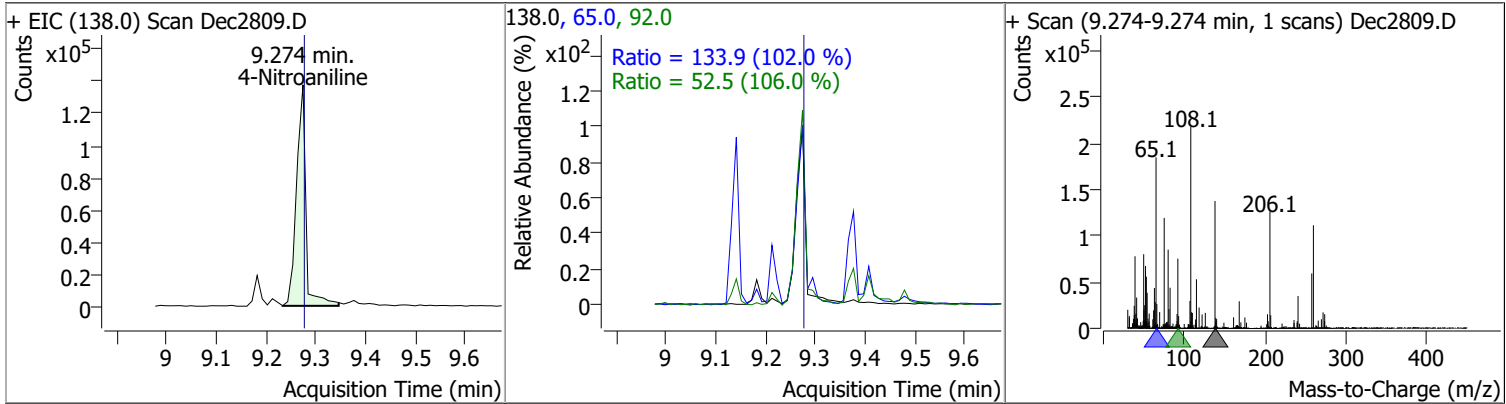


| Compound | Conc. | RT | Dev(Min) | Resp. | QIon | QRatio | Lower | Upper |
|----------------------------|---------|------|----------|--------|-------|--------|-------|-------|
| 4-Chlorophenyl-phenylether | 78.1221 | 9.21 | -0.01 | 626269 | 141.0 | 66.4 | 46.0 | 85.3 |
| | | | | | 206.0 | 33.6 | 22.7 | 42.1 |

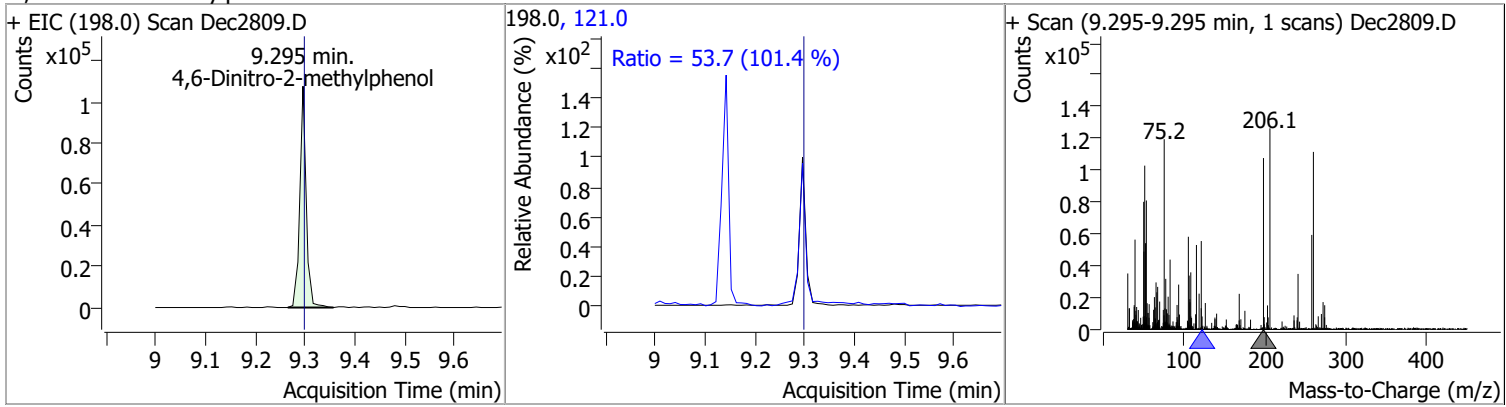


Quantitation Results Report (QT Reviewed)

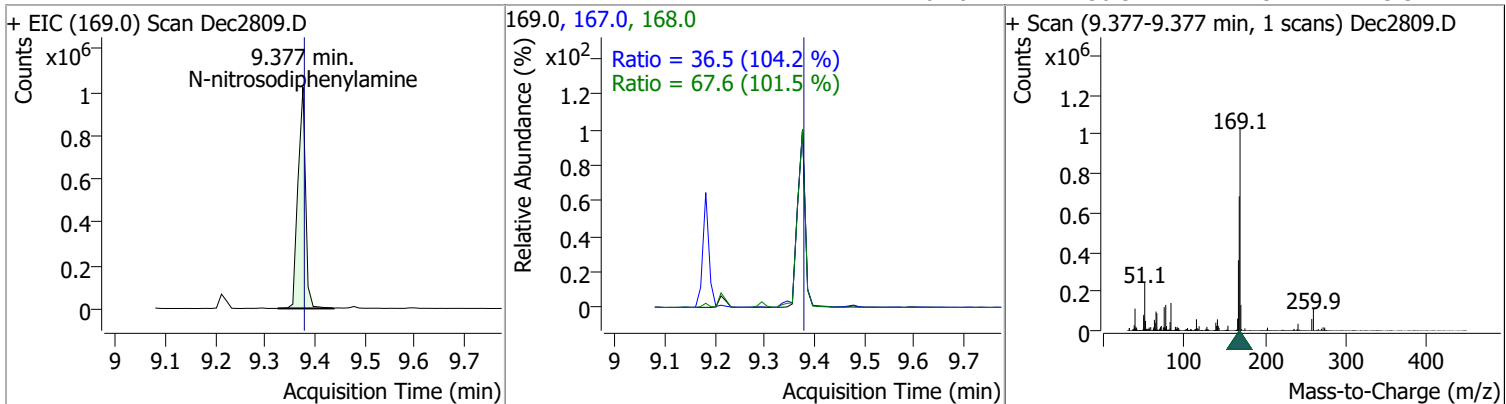
| Compound | Conc. | RT | Dev(Min) | Resp. | QIon | QRatio | Lower | Upper |
|----------------|---------|------|----------|--------|------|--------|-------|-------|
| 4-Nitroaniline | 85.9408 | 9.27 | 0.00 | 179038 | 65.0 | 133.9 | 91.9 | 170.7 |
| | | | | | 92.0 | 52.5 | 34.6 | 64.3 |



| Compound | Conc. | RT | Dev(Min) | Resp. | QIon | QRatio | Lower | Upper |
|----------------------------|---------|------|----------|-------|-------|--------|-------|-------|
| 4,6-Dinitro-2-methylphenol | 80.8910 | 9.29 | 0.00 | 96551 | 121.0 | 53.7 | 37.1 | 68.8 |

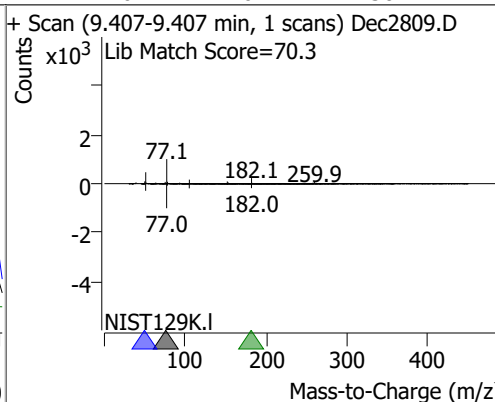
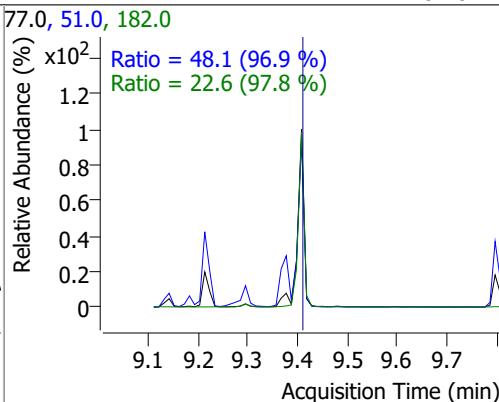
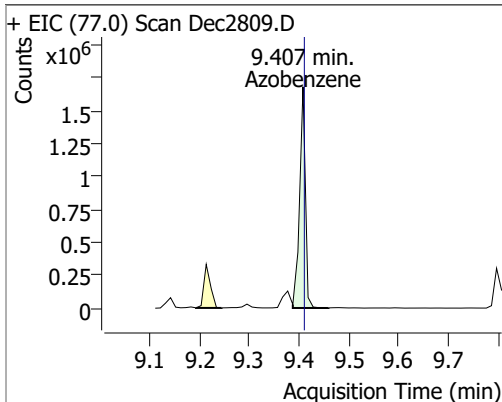


| Compound | Conc. | RT | Dev(Min) | Resp. | QIon | QRatio | Lower | Upper |
|------------------------|---------|------|----------|---------|-------|--------|-------|-------|
| N-nitrosodiphenylamine | 91.6099 | 9.38 | 0.00 | 1077388 | 168.0 | 67.6 | 46.6 | 86.6 |
| | | | | | 167.0 | 36.5 | 24.5 | 45.5 |

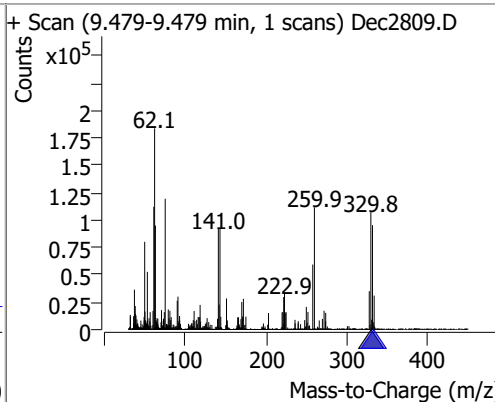
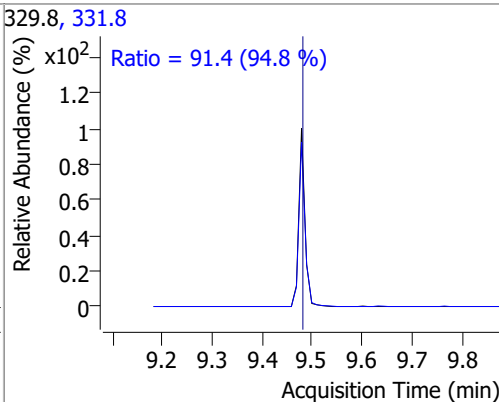
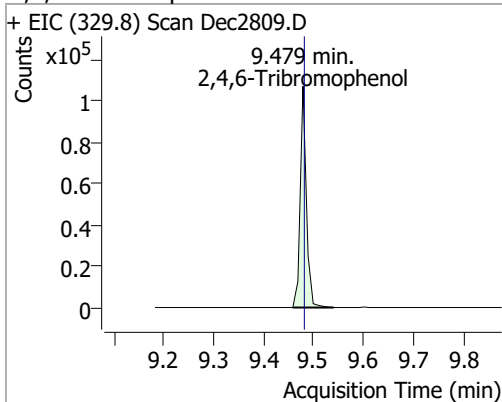


Quantitation Results Report (QT Reviewed)

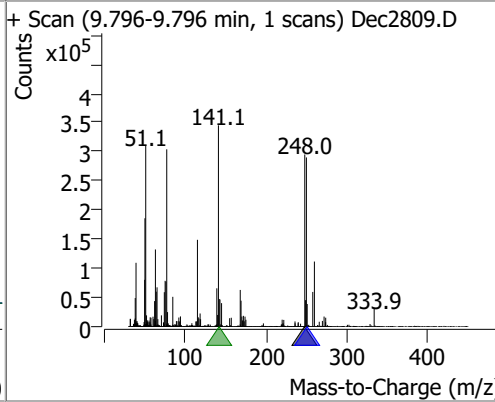
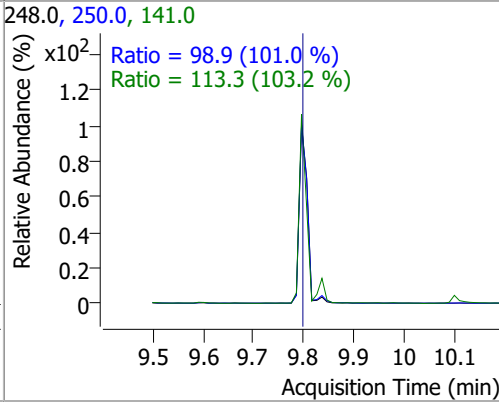
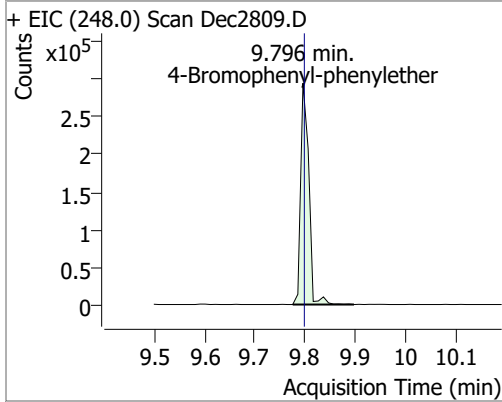
| Compound | Conc. | RT | Dev(Min) | Resp. | QIon | QRatio | Lower | Upper |
|------------|---------|------|----------|---------|-------|--------|-------|-------|
| Azobenzene | 84.8010 | 9.41 | 0.00 | 1355208 | 51.0 | 48.1 | 34.8 | 64.6 |
| | | | | | 182.0 | 22.6 | 16.2 | 30.1 |



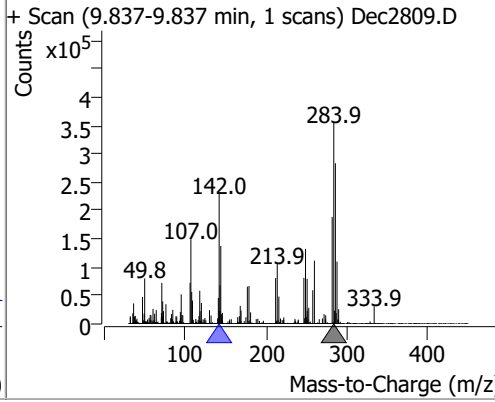
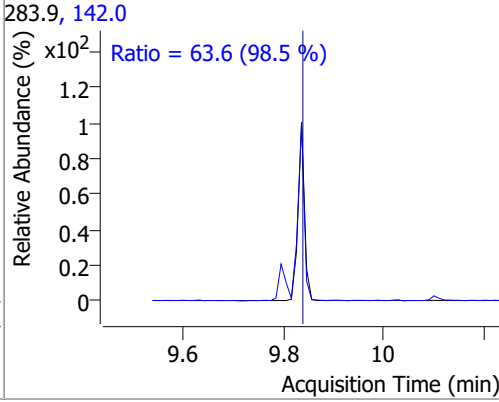
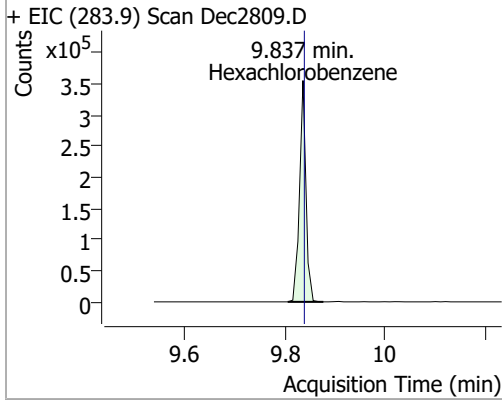
| Compound | Conc. | RT | Dev(Min) | Resp. | QIon | QRatio | Lower | Upper |
|----------------------|---------|------|----------|-------|-------|--------|-------|-------|
| 2,4,6-Tribromophenol | 89.4200 | 9.48 | 0.00 | 91228 | 331.8 | 91.4 | 67.5 | 125.3 |



| Compound | Conc. | RT | Dev(Min) | Resp. | QIon | QRatio | Lower | Upper |
|---------------------------|---------|------|----------|--------|-------|--------|-------|-------|
| 4-Bromophenyl-phenylether | 76.4415 | 9.80 | 0.00 | 330785 | 141.0 | 113.3 | 76.9 | 142.8 |
| | | | | | 250.0 | 98.9 | 68.5 | 127.2 |

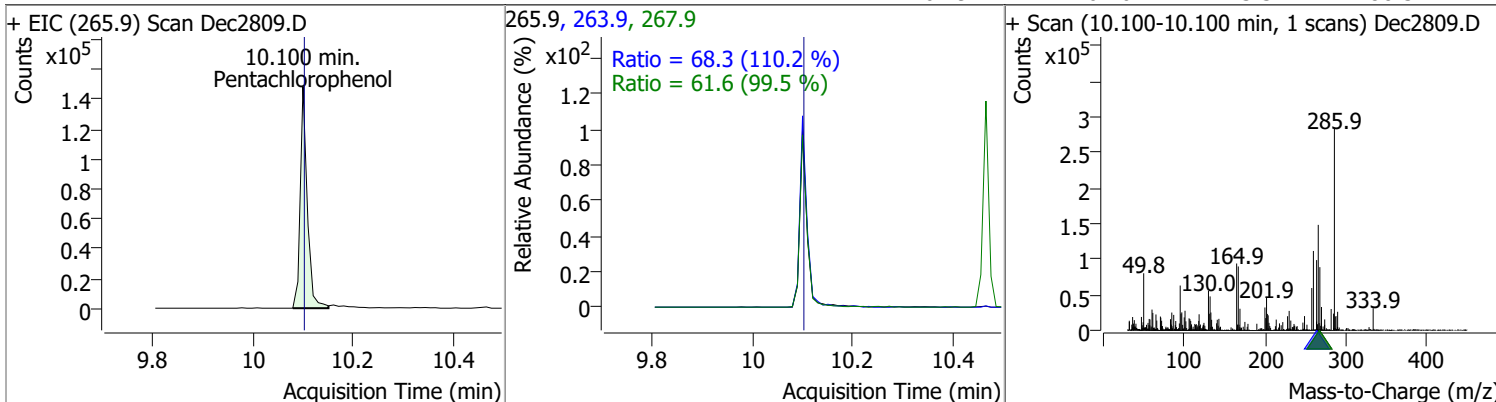


| Compound | Conc. | RT | Dev(Min) | Resp. | QIon | QRatio | Lower | Upper |
|-------------------|---------|------|----------|--------|-------|--------|-------|-------|
| Hexachlorobenzene | 77.9527 | 9.84 | 0.00 | 315362 | 142.0 | 63.6 | 45.2 | 83.9 |

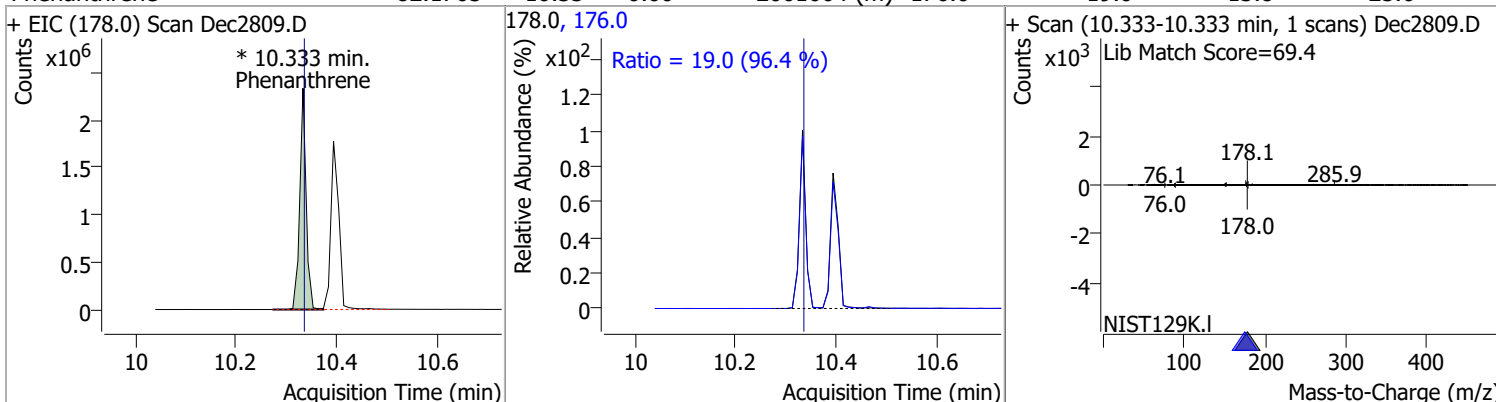


Quantitation Results Report (QT Reviewed)

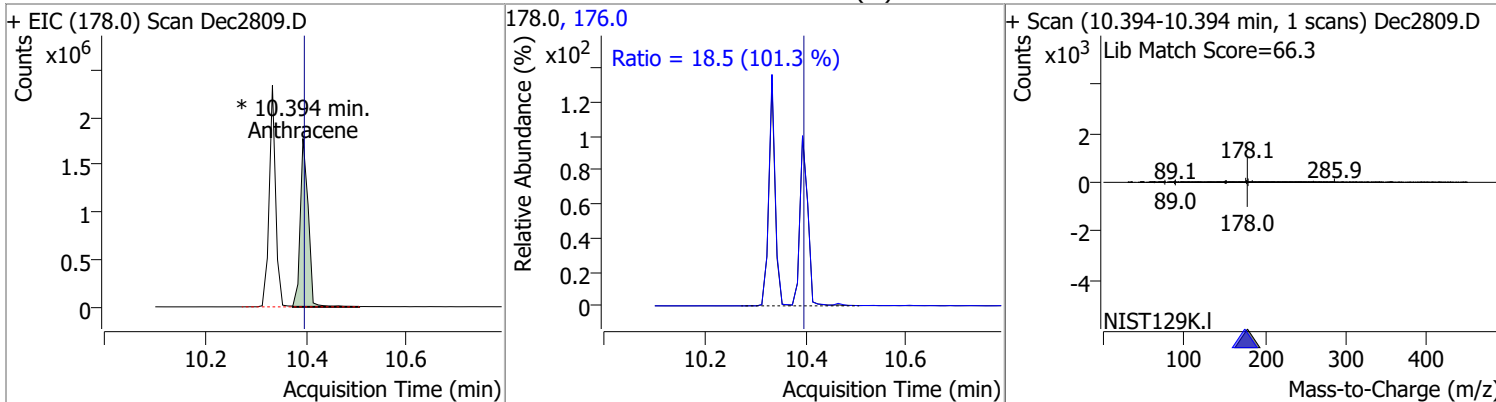
| Compound | Conc. | RT | Dev(Min) | Resp. | QIon | QRatio | Lower | Upper |
|-------------------|---------|-------|----------|--------|-------|--------|-------|-------|
| Pentachlorophenol | 88.7247 | 10.10 | 0.00 | 144134 | 263.9 | 68.3 | 43.4 | 80.6 |
| | | | | | 267.9 | 61.6 | 43.3 | 80.5 |



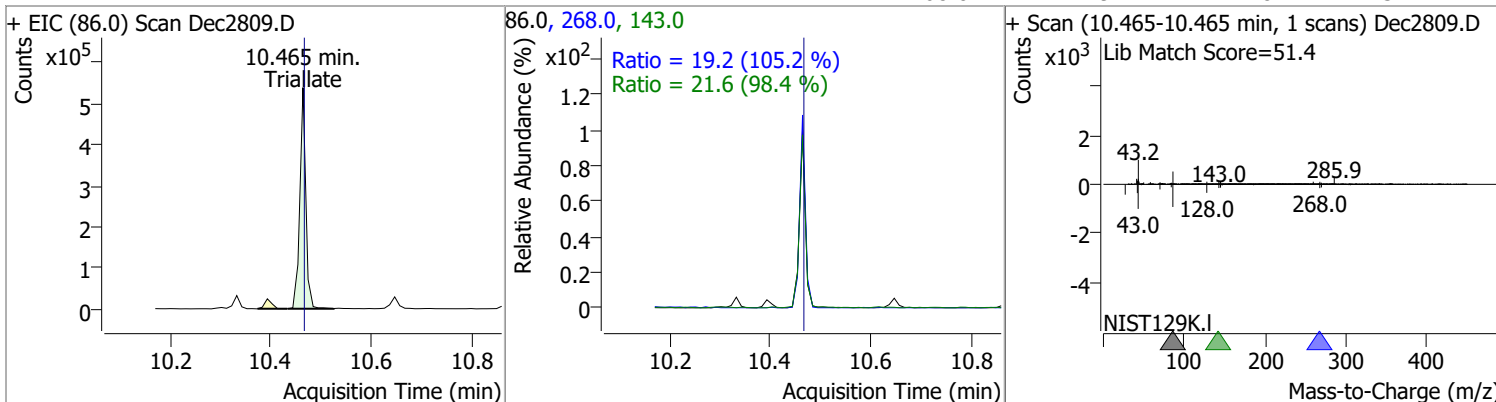
| Compound | Conc. | RT | Dev(Min) | Resp. | QIon | QRatio | Lower | Upper |
|--------------|---------|-------|----------|-------------|-------|--------|-------|-------|
| Phenanthrene | 82.1765 | 10.33 | 0.00 | 2061064 (m) | 176.0 | 19.0 | 13.8 | 25.6 |



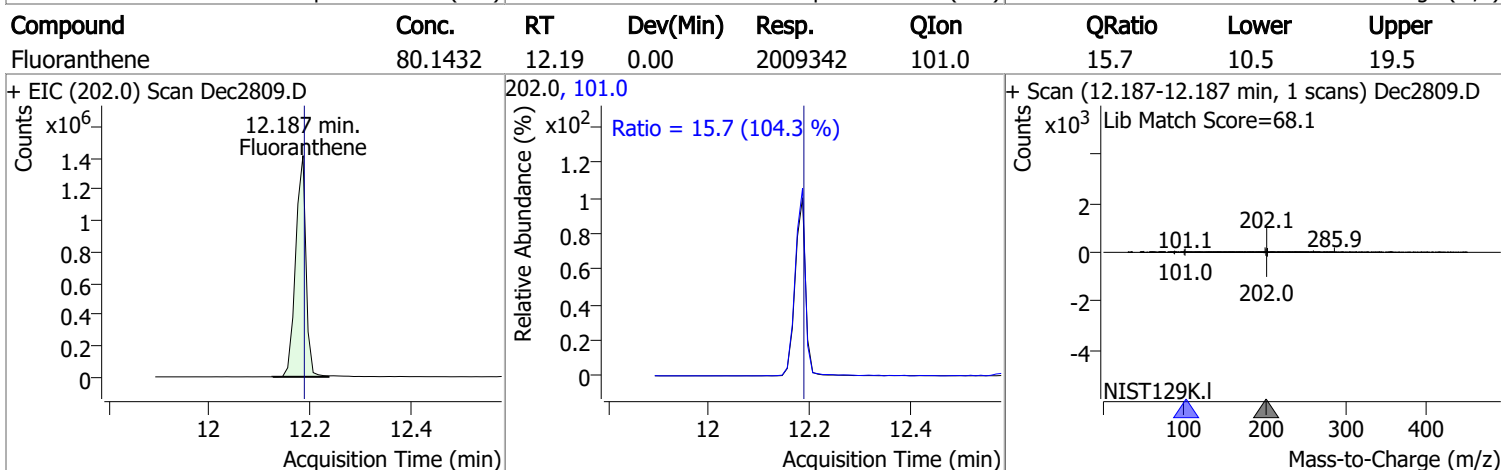
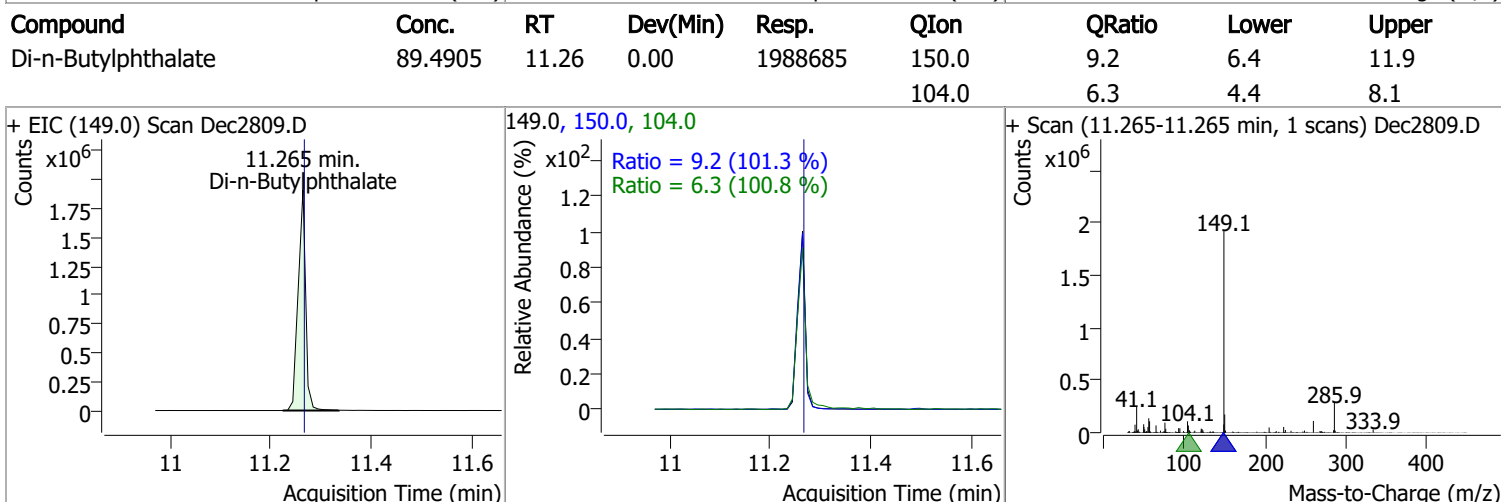
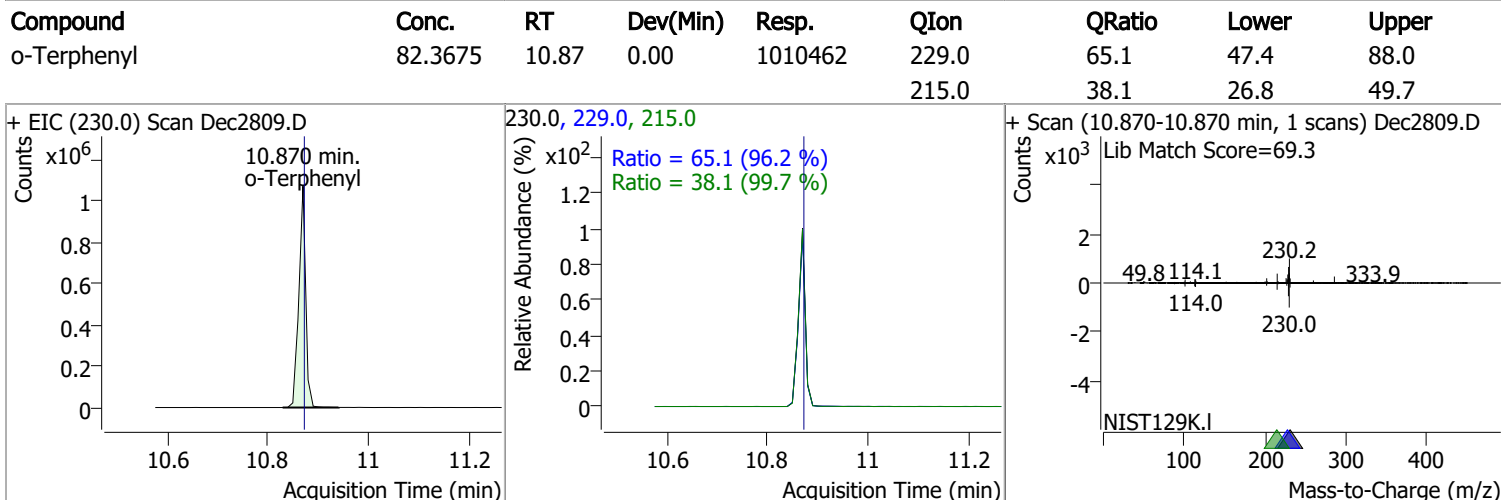
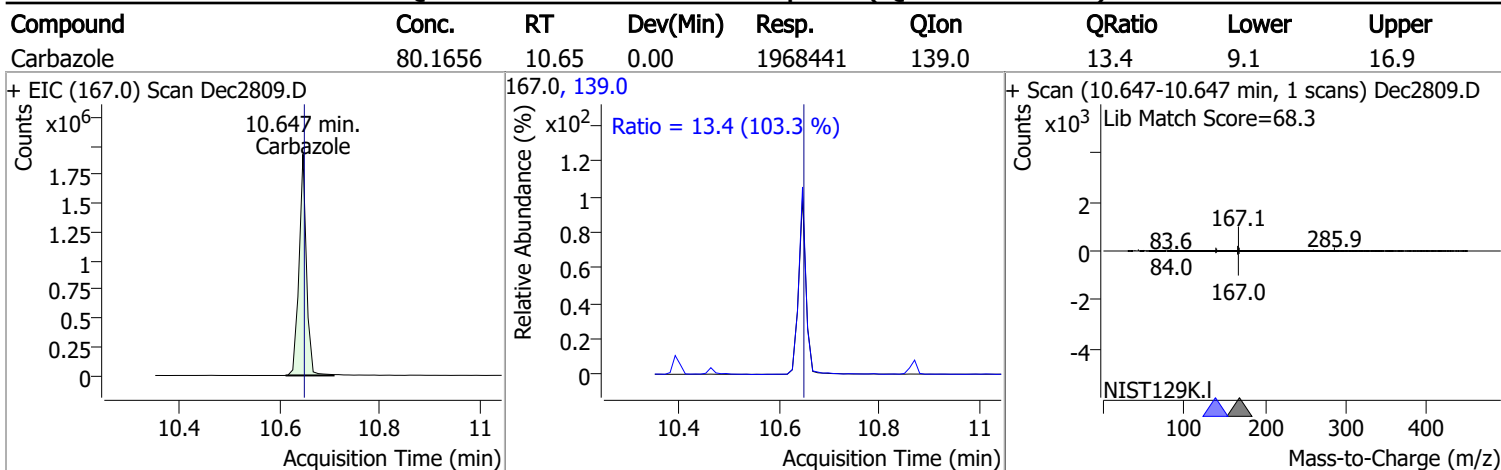
| Compound | Conc. | RT | Dev(Min) | Resp. | QIon | QRatio | Lower | Upper |
|------------|---------|-------|----------|-------------|-------|--------|-------|-------|
| Anthracene | 79.9937 | 10.39 | 0.00 | 1951879 (m) | 176.0 | 18.5 | 12.8 | 23.8 |



| Compound | Conc. | RT | Dev(Min) | Resp. | QIon | QRatio | Lower | Upper |
|-----------|---------|-------|----------|--------|-------|--------|-------|-------|
| Triallate | 87.0192 | 10.46 | 0.00 | 443593 | 143.0 | 21.6 | 15.4 | 28.6 |
| | | | | | 268.0 | 19.2 | 12.8 | 23.7 |

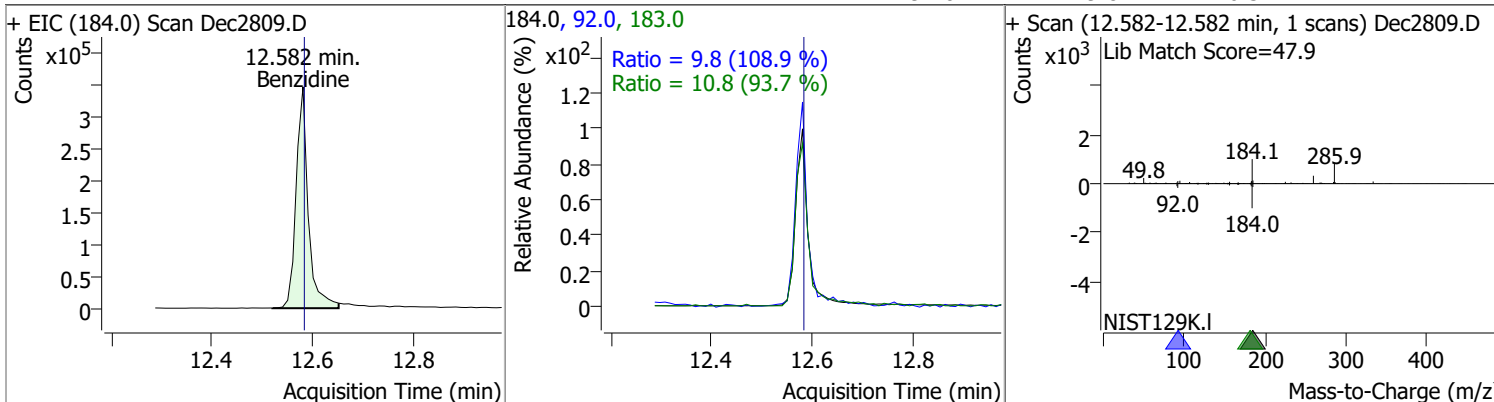


Quantitation Results Report (QT Reviewed)

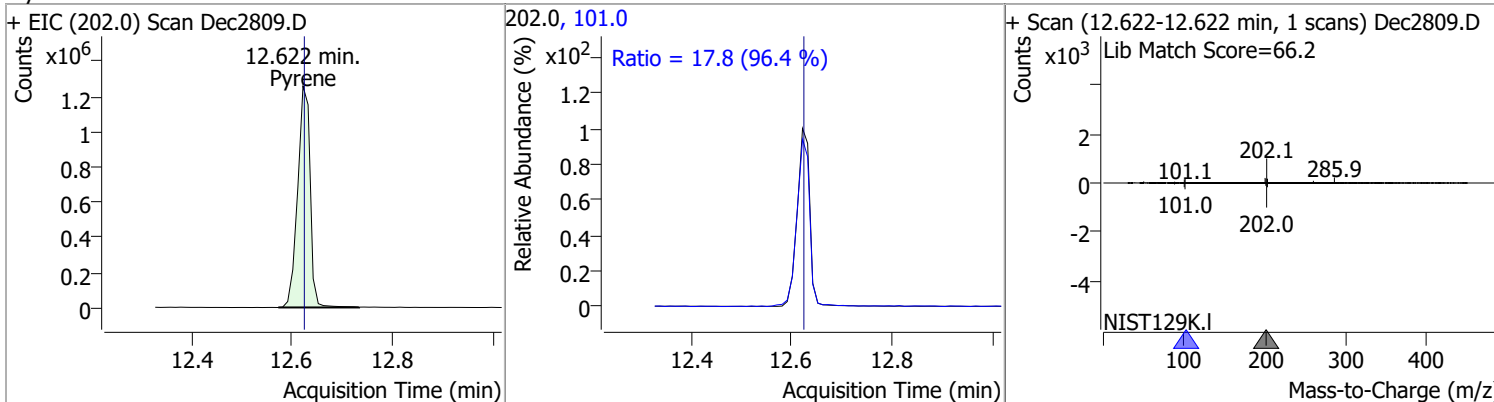


Quantitation Results Report (QT Reviewed)

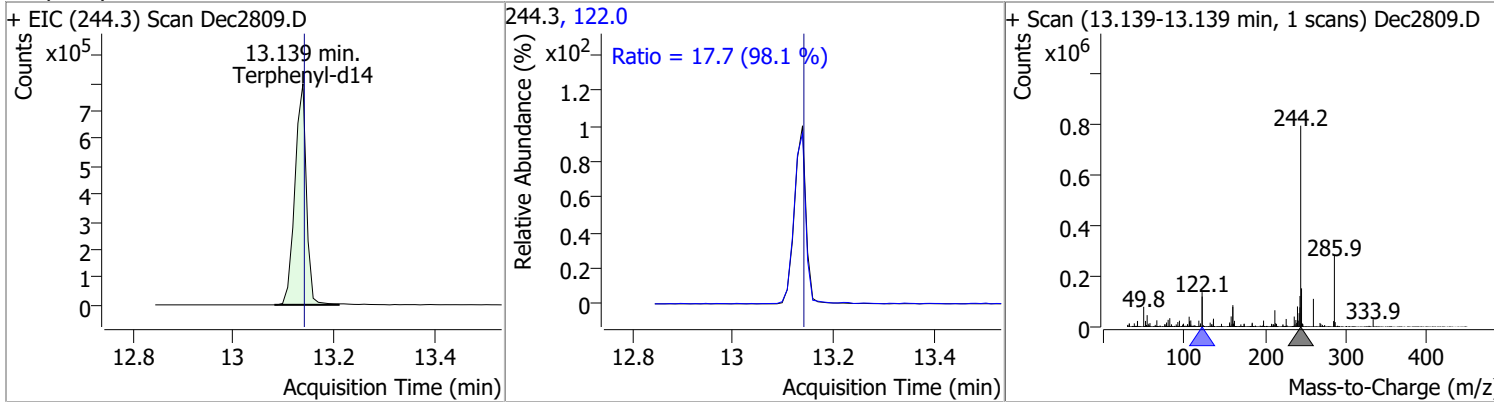
| Compound | Conc. | RT | Dev(Min) | Resp. | QIon | QRatio | Lower | Upper |
|-----------|---------|-------|----------|--------|-------|--------|-------|-------|
| Benzidine | 66.8679 | 12.58 | 0.00 | 579384 | 183.0 | 10.8 | 8.1 | 15.0 |
| | | | | | 92.0 | 9.8 | 6.3 | 11.7 |



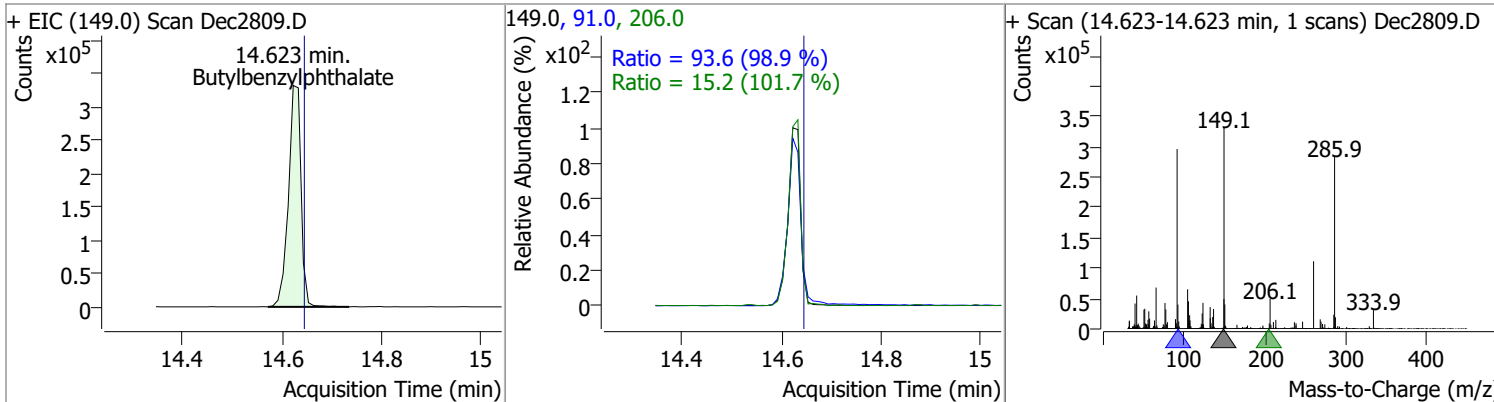
| Compound | Conc. | RT | Dev(Min) | Resp. | QIon | QRatio | Lower | Upper |
|----------|---------|-------|----------|---------|-------|--------|-------|-------|
| Pyrene | 80.4674 | 12.62 | 0.00 | 2173505 | 101.0 | 17.8 | 12.9 | 24.0 |



| Compound | Conc. | RT | Dev(Min) | Resp. | QIon | QRatio | Lower | Upper |
|---------------|---------|-------|----------|---------|-------|--------|-------|-------|
| Terphenyl-d14 | 78.2298 | 13.14 | 0.00 | 1264052 | 122.0 | 17.7 | 12.7 | 23.5 |

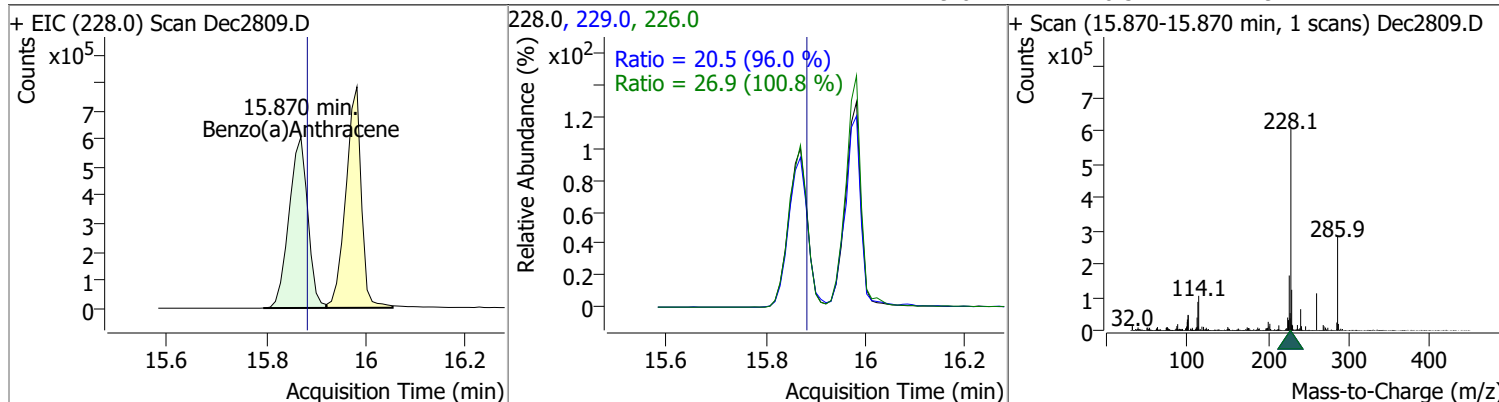


| Compound | Conc. | RT | Dev(Min) | Resp. | QIon | QRatio | Lower | Upper |
|----------------------|---------|-------|----------|--------|-------|--------|-------|-------|
| Butylbenzylphthalate | 87.0502 | 14.62 | -0.01 | 583201 | 91.0 | 93.6 | 66.2 | 123.0 |
| | | | | | 206.0 | 15.2 | 10.4 | 19.4 |

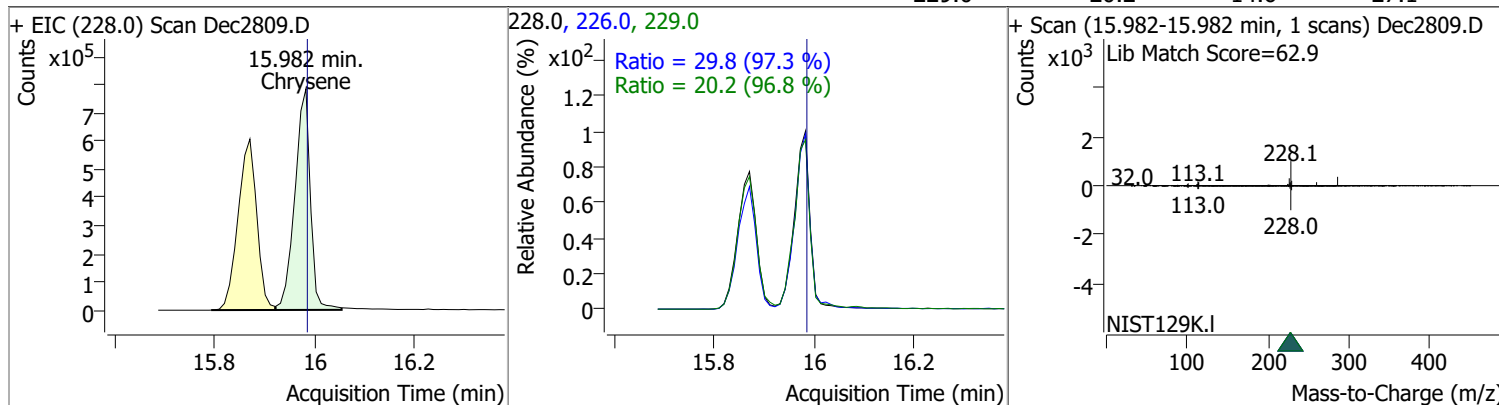


Quantitation Results Report (QT Reviewed)

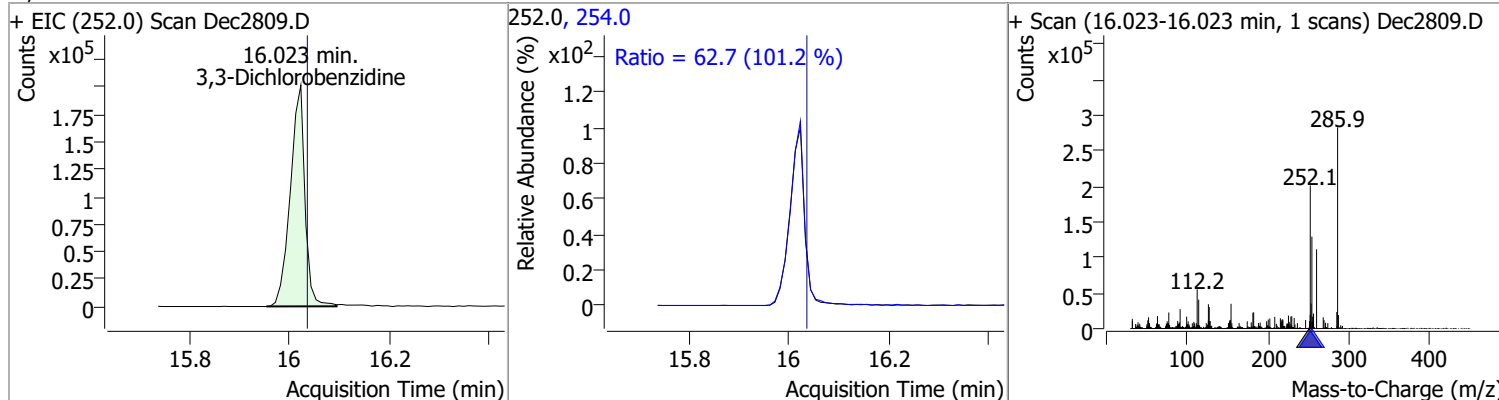
| Compound | Conc. | RT | Dev(Min) | Resp. | QIon | QRatio | Lower | Upper |
|--------------------|---------|-------|----------|---------|-------|--------|-------|-------|
| Benzo(a)Anthracene | 86.2932 | 15.87 | 0.00 | 1580181 | 226.0 | 26.9 | 18.7 | 34.7 |
| | | | | | 229.0 | 20.5 | 14.9 | 27.7 |



| Compound | Conc. | RT | Dev(Min) | Resp. | QIon | QRatio | Lower | Upper |
|----------|---------|-------|----------|---------|-------|--------|-------|-------|
| Chrysene | 81.1009 | 15.98 | 0.01 | 1696332 | 226.0 | 29.8 | 21.4 | 39.8 |
| | | | | | 229.0 | 20.2 | 14.6 | 27.1 |

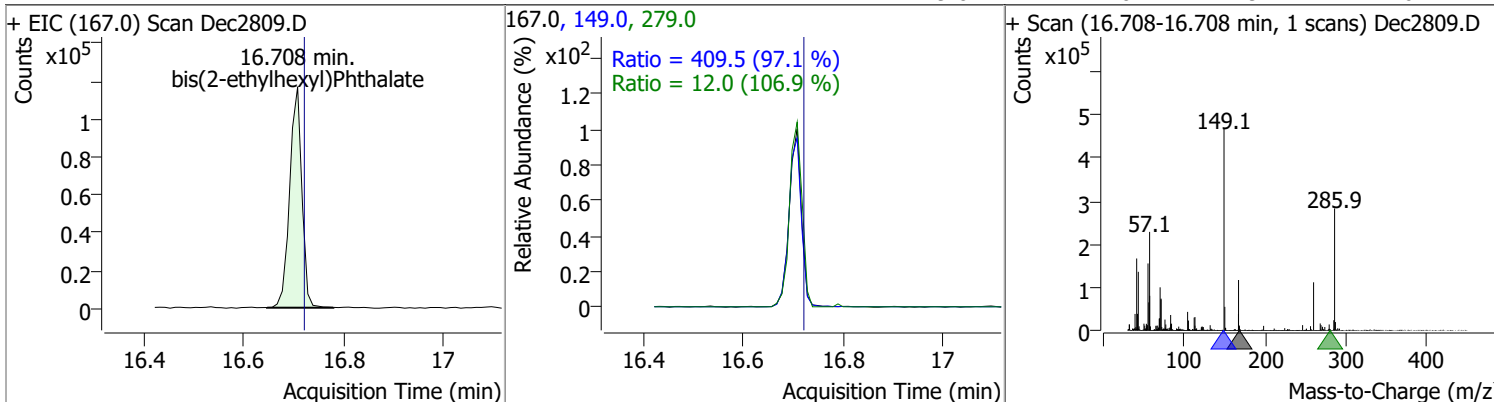


| Compound | Conc. | RT | Dev(Min) | Resp. | QIon | QRatio | Lower | Upper |
|-----------------------|---------|-------|----------|--------|-------|--------|-------|-------|
| 3,3-Dichlorobenzidine | 74.8033 | 16.02 | 0.00 | 409690 | 254.0 | 62.7 | 43.4 | 80.6 |

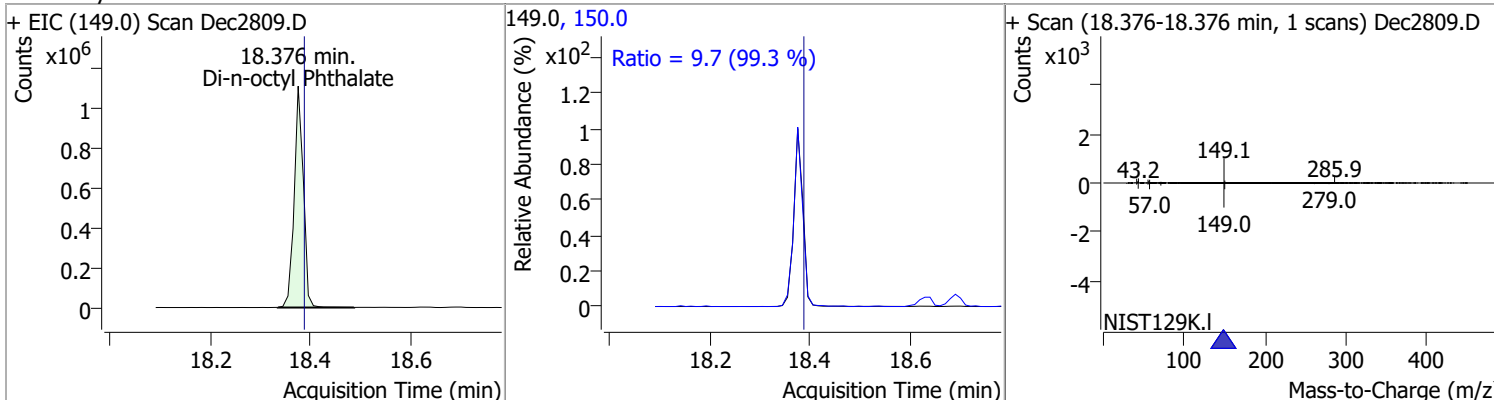


Quantitation Results Report (QT Reviewed)

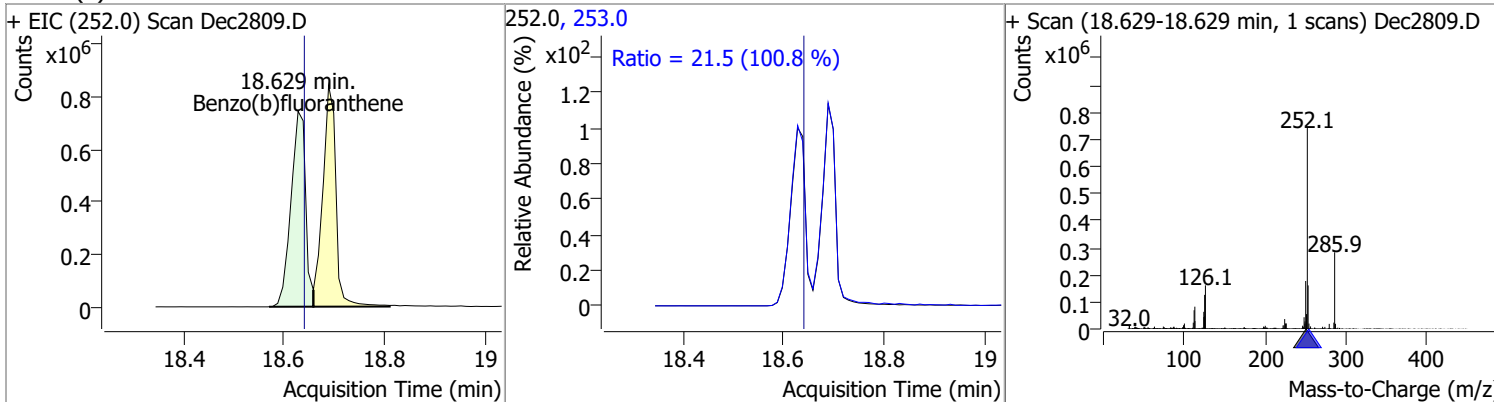
| Compound | Conc. | RT | Dev(Min) | Resp. | QIon | QRatio | Lower | Upper |
|----------------------------|---------|-------|----------|--------|-------|--------|-------|-------|
| bis(2-ethylhexyl)Phthalate | 88.0812 | 16.71 | 0.00 | 197695 | 149.0 | 409.5 | 295.1 | 548.1 |
| | | | | | 279.0 | 12.0 | 7.9 | 14.6 |



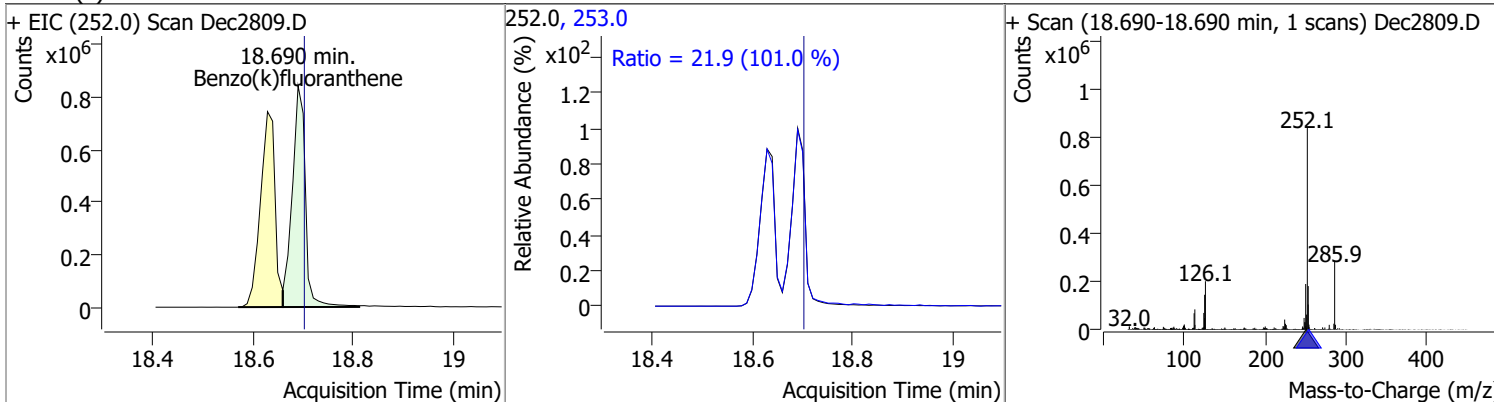
| Compound | Conc. | RT | Dev(Min) | Resp. | QIon | QRatio | Lower | Upper |
|----------------------|---------|-------|----------|---------|-------|--------|-------|-------|
| Di-n-octyl Phthalate | 83.9922 | 18.38 | 0.00 | 1409700 | 150.0 | 9.7 | 6.8 | 12.6 |



| Compound | Conc. | RT | Dev(Min) | Resp. | QIon | QRatio | Lower | Upper |
|----------------------|---------|-------|----------|---------|-------|--------|-------|-------|
| Benzo(b)fluoranthene | 82.4568 | 18.63 | 0.00 | 1493136 | 253.0 | 21.5 | 15.0 | 27.8 |

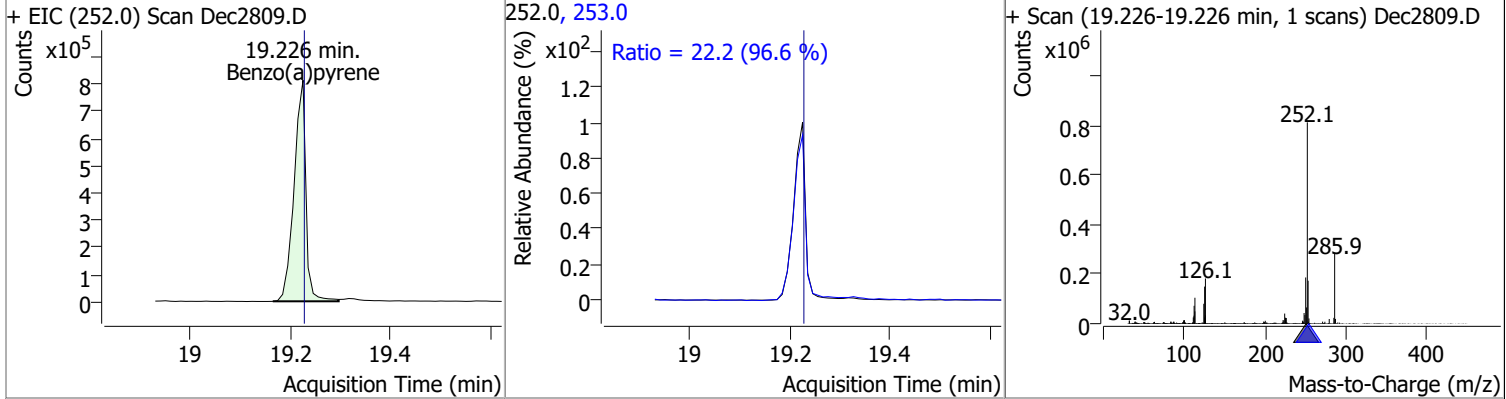


| Compound | Conc. | RT | Dev(Min) | Resp. | QIon | QRatio | Lower | Upper |
|----------------------|---------|-------|----------|---------|-------|--------|-------|-------|
| Benzo(k)fluoranthene | 77.7564 | 18.69 | 0.00 | 1527054 | 253.0 | 21.9 | 15.2 | 28.2 |

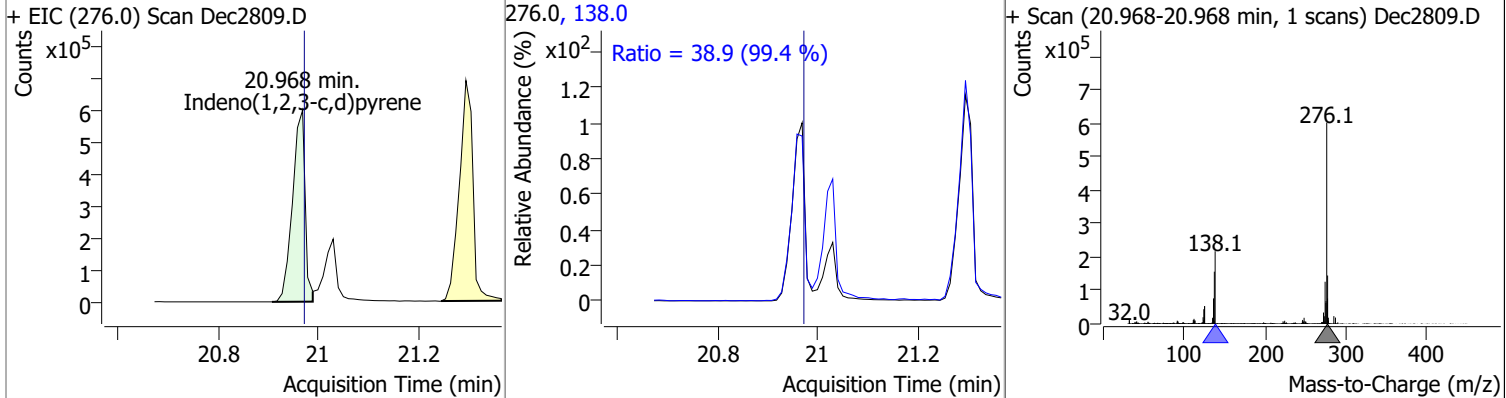


Quantitation Results Report (QT Reviewed)

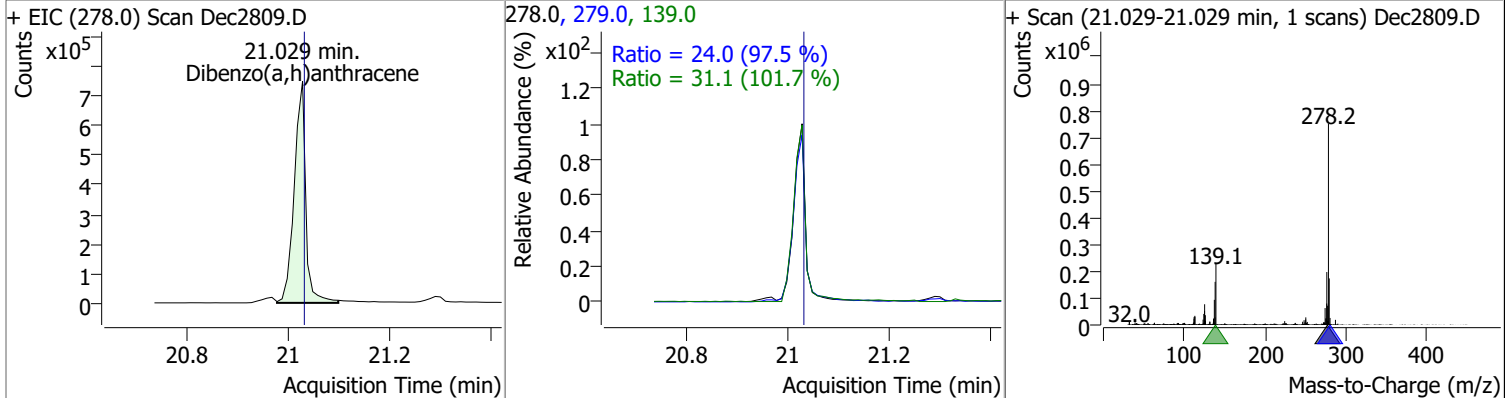
| Compound | Conc. | RT | Dev(Min) | Resp. | QIon | QRatio | Lower | Upper |
|----------------|---------|-------|----------|---------|-------|--------|-------|-------|
| Benzo(a)pyrene | 78.9769 | 19.23 | 0.01 | 1329307 | 253.0 | 22.2 | 16.1 | 29.8 |



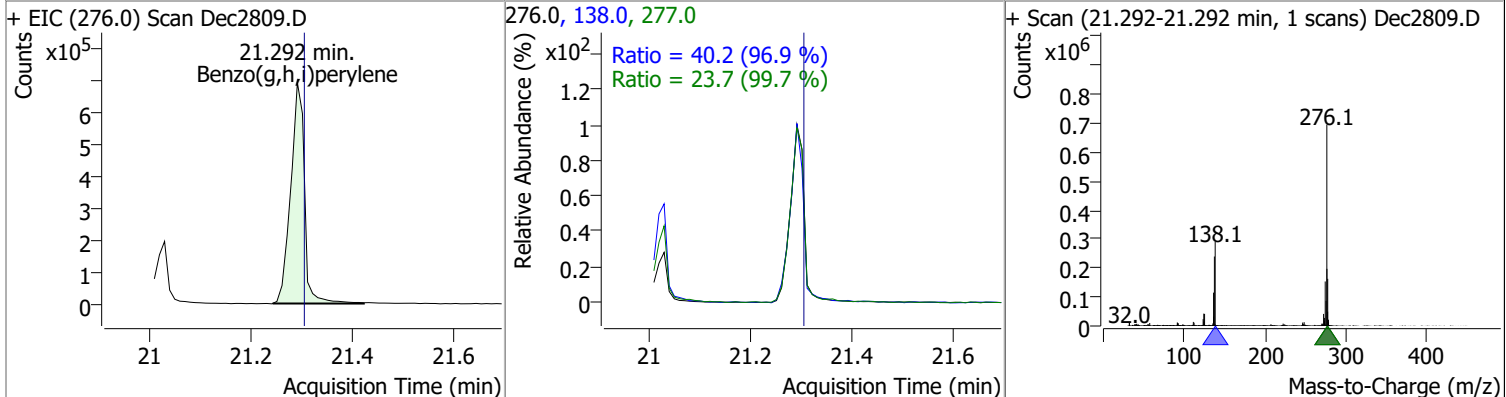
| Compound | Conc. | RT | Dev(Min) | Resp. | QIon | QRatio | Lower | Upper |
|-------------------------|---------|-------|----------|---------|-------|--------|-------|-------|
| Indeno(1,2,3-c,d)pyrene | 79.9996 | 20.97 | 0.01 | 1034213 | 138.0 | 38.9 | 27.4 | 50.8 |



| Compound | Conc. | RT | Dev(Min) | Resp. | QIon | QRatio | Lower | Upper |
|------------------------|---------|-------|----------|---------|-------|--------|-------|-------|
| Dibenzo(a,h)anthracene | 82.3326 | 21.03 | 0.01 | 1189036 | 139.0 | 31.1 | 21.4 | 39.7 |
| | | | | | 279.0 | 24.0 | 17.2 | 32.0 |

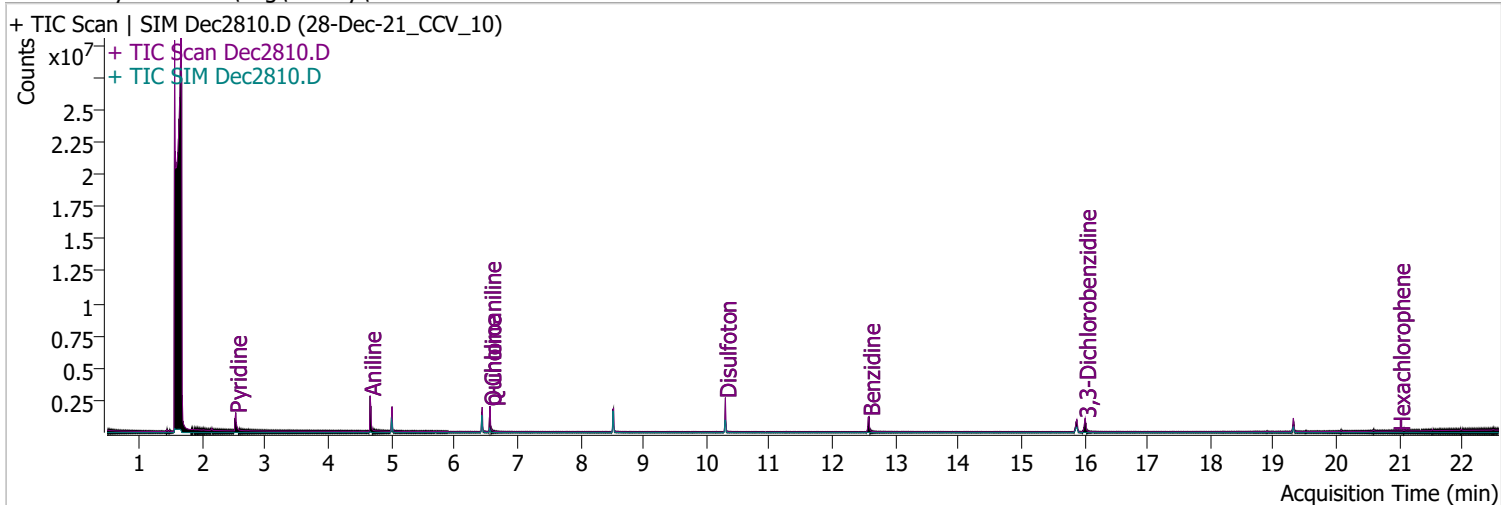


| Compound | Conc. | RT | Dev(Min) | Resp. | QIon | QRatio | Lower | Upper |
|----------------------|---------|-------|----------|---------|-------|--------|-------|-------|
| Benzo(g,h,i)perylene | 81.8033 | 21.29 | 0.00 | 1311371 | 138.0 | 40.2 | 29.0 | 53.9 |
| | | | | | 277.0 | 23.7 | 16.7 | 31.0 |



Quantitation Results Report (QT Reviewed)

| | | | |
|----------------|----------------------------|-------------------|------------------------|
| Data File | Dec2810.D | Operator | LIMS import |
| Acq. Method | BNA+SIM.M | Acq. Date-Time | 12/28/2021 6:44:52 PM |
| Sample Name | 28-Dec-21_CCV_10 | Instrument | Instrument #1 |
| Vial | 10 | Multiplier | 1.00 |
| DA Method File | | Comment | SVOC-8270-W-LARGO |
| Tune File | dftppdsm.u | Tune Date | 11/24/2021 11:15:00 AM |
| Batch Name | 122821 bna 1 CAL.batch.bin | Last Calib Update | 12/29/2021 7:25:46 PM |
| Ref Library | D:\Org\Library\NIST129K.I | | |



| Compound | RT | QIon | Resp. | Conc. | Units | Dev(Min) |
|----------|----|------|-------|-------|-------|----------|
|----------|----|------|-------|-------|-------|----------|

Internal Standards

System Monitoring Compounds

| | | | | | | |
|------------------------|----------------------|--|---|----------------|--|--|
| S 2-Fluorophenol | 0.000 | | 0 | N.D. | | |
| Spiked Amount: 200.000 | Range: 10.0 - 75.0% | | | Recovery = NA% | | |
| S Phenol-d5 | 0.000 | | 0 | N.D. | | |
| Spiked Amount: 200.000 | Range: 10.0 - 65.0% | | | Recovery = NA% | | |
| S Nitrobenzene-d5 | 0.000 | | 0 | N.D. | | |
| Spiked Amount: 100.000 | Range: 32.0 - 94.0% | | | Recovery = NA% | | |
| S 2-Fluorobiphenyl | 0.000 | | 0 | N.D. | | |
| Spiked Amount: 100.000 | Range: 28.0 - 107.0% | | | Recovery = NA% | | |
| S 2,4,6-Tribromophenol | 0.000 | | 0 | N.D. | | |
| Spiked Amount: 200.000 | Range: 25.0 - 140.0% | | | Recovery = NA% | | |
| S Terphenyl-d14 | 0.000 | | 0 | N.D. | | |
| Spiked Amount: 100.000 | Range: 32.0 - 122.0% | | | Recovery = NA% | | |

Target Compounds

| Compound | RT | QIon | Resp. | Conc. | Units | QValue |
|-------------------------------|-------|------|---------|---------|-------|--------|
| T N-Nitrosodimethylamine | 0.000 | | 0 | N.D. | | |
| T Pyridine | 2.530 | 79.0 | 462459 | 54.2584 | µg/L | 100 |
| T Aniline | 4.664 | 93.0 | 1155663 | 73.2192 | µg/L | 98 |
| T Phenol | 4.664 | 94.0 | 0 | | µg/L | md 1 |
| T bis(-2-Chloroethyl)Ether | 4.664 | 63.0 | 0 | | µg/L | md 1 |
| T 2-Chlorophenol | 0.000 | | 0 | N.D. | | |
| T 1,3-Dichlorobenzene | 0.000 | | 0 | N.D. | | |
| T 1,4-Dichlorobenzene | 0.000 | | 0 | N.D. | | |
| T 1,2-Dichlorobenzene | 0.000 | | 0 | N.D. | | |
| T Benzyl Alcohol | 0.000 | | 0 | N.D. | | |
| T bis(2-chloroisopropyl)Ether | 0.000 | | 0 | N.D. | | |
| T 2-Methylphenol | 0.000 | | 0 | N.D. | | |
| T N-nitroso-Di-n-propylamine | 0.000 | | 0 | N.D. | | |
| T 4Methylphenol/3Methylphenol | 0.000 | | 0 | N.D. | | |
| T Hexachloroethane | 0.000 | | 0 | N.D. | | |

Quantitation Results Report (QT Reviewed)

| Compound | RT | QIon | Resp. | Conc. | Units | Dev(Min) |
|-------------------------------|--------|-------|--------|----------|---------|----------|
| T Nitrobenzene | 0.000 | | 0 | N.D. | | |
| T Isophorone | 0.000 | | 0 | N.D. | | |
| T 2-Nitrophenol | 0.000 | | 0 | N.D. | | |
| T 2,4-Dimethylphenol | 0.000 | | 0 | N.D. | | |
| T bis(-2-Chloroethoxy)Methane | 6.568 | 93.0 | 0 | | µg/L md | 1 |
| T Benzoic Acid | 0.000 | | 0 | N.D. | | |
| T 2,4-Dichlorophenol | 0.000 | | 0 | N.D. | | |
| T 1,2,4-Trichlorobenzene | 0.000 | | 0 | N.D. | | |
| T Naphthalene | 6.568 | 128.0 | 0 | | µg/L md | 1 |
| T 4-Chlorophenol | 6.568 | 130.0 | 0 | | µg/L md | 1 |
| T p-Chloroaniline | 6.568 | 127.0 | 665572 | 74.5814 | µg/L | 94 |
| T Hexachlorobutadiene | 0.000 | | 0 | N.D. | | |
| T 4-Chloro-2-Methylphenol | 0.000 | | 0 | N.D. | | |
| T 4-Chloro-3-Methylphenol | 0.000 | | 0 | N.D. | | |
| T 2-Methylnaphthalene | 0.000 | | 0 | N.D. | | |
| T 1-Methylnaphthalene | 0.000 | | 0 | N.D. | | |
| T Hexachlorocyclopentadiene | 0.000 | | 0 | N.D. | | |
| T 2,4,6-Trichlorophenol | 0.000 | | 0 | N.D. | | |
| T 2,4,5-Trichlorophenol | 0.000 | | 0 | N.D. | | |
| T 2-Chloronaphthalene | 0.000 | | 0 | N.D. | | |
| T 2-Nitroaniline | 0.000 | | 0 | N.D. | | |
| T Dimethyl Phthalate | 8.528 | 163.0 | 0 | | µg/L md | 1 |
| T 2,6-Dinitrotoluene | 8.517 | 165.0 | 0 | | µg/L md | 1 |
| T Acenaphthylene | 0.000 | | 0 | N.D. | | |
| T 3-Nitroaniline | 0.000 | | 0 | N.D. | | |
| T Acenaphthene | 0.000 | | 0 | N.D. | | |
| T 2,4-Dinitrophenol | 0.000 | | 0 | N.D. | | |
| T Dibenzofuran | 0.000 | | 0 | N.D. | | |
| T 4-Nitrophenol | 0.000 | | 0 | N.D. | | |
| T 2,4-Dinitrotoluene | 0.000 | | 0 | N.D. | | |
| T Diethylphthalate | 0.000 | | 0 | N.D. | | |
| T Fluorene | 0.000 | | 0 | N.D. | | |
| T 4-Chlorophenyl-phenylether | 0.000 | | 0 | N.D. | | |
| T 4-Nitroaniline | 0.000 | | 0 | N.D. | | |
| T 4,6-Dinitro-2-methylphenol | 0.000 | | 0 | N.D. | | |
| T N-nitrosodiphenylamine | 0.000 | | 0 | N.D. | | |
| T Azobenzene | 0.000 | | 0 | N.D. | | |
| T 4-Bromophenyl-phenylether | 0.000 | | 0 | N.D. | | |
| T Hexachlorobenzene | 0.000 | | 0 | N.D. | | |
| T Pentachlorophenol | 0.000 | | 0 | N.D. | | |
| T Phenanthrene | 0.000 | | 0 | N.D. | | |
| T Anthracene | 0.000 | | 0 | N.D. | | |
| T Triallate | 0.000 | | 0 | N.D. | | |
| T Carbazole | 0.000 | | 0 | N.D. | | |
| T o-Terphenyl | 0.000 | | 0 | N.D. | | |
| T Di-n-Butylphthalate | 0.000 | | 0 | N.D. | | |
| T Fluoranthene | 0.000 | | 0 | N.D. | | |
| T Benzidine | 12.582 | 184.0 | 795974 | 102.0761 | µg/L | 99 |
| T Pyrene | 0.000 | | 0 | N.D. | | |
| T Butylbenzylphthalate | 0.000 | | 0 | N.D. | | |
| T Benzo(a)Anthracene | 0.000 | | 0 | N.D. | | |
| T Chrysene | 0.000 | | 0 | N.D. | | |
| T 3,3-Dichlorobenzidine | 16.013 | 252.0 | 370690 | 76.1629 | µg/L | 99 |
| T bis(2-ethylhexyl)Phthalate | 0.000 | | 0 | N.D. | | |
| T Di-n-octyl Phthalate | 0.000 | | 0 | N.D. | | |

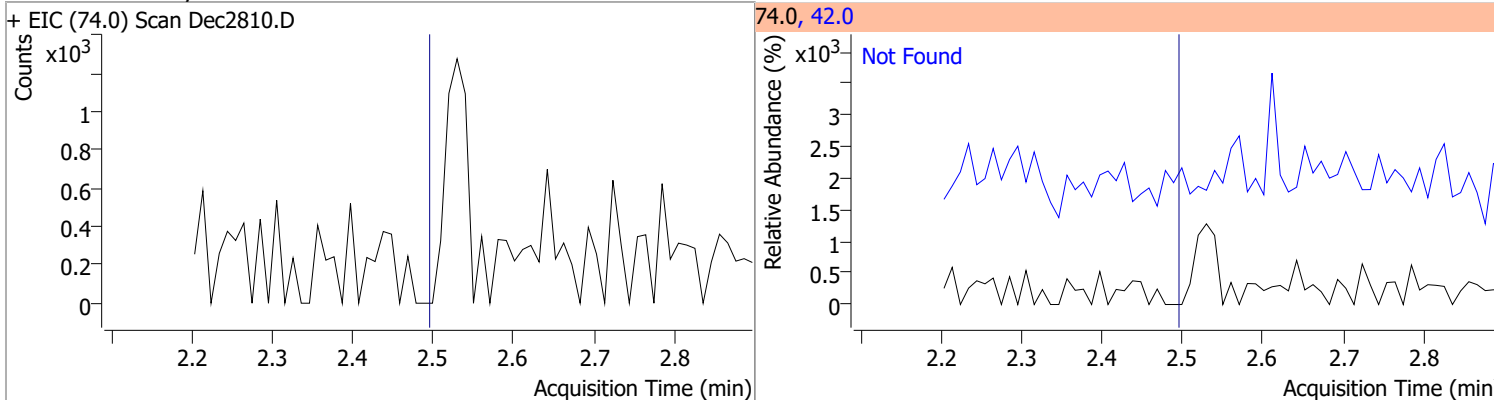
Quantitation Results Report (QT Reviewed)

| Compound | RT | QIon | Resp. | Conc. | Units | Dev(Min) |
|---------------------------|-------|------|-------|-------|-------|----------|
| T Benzo(b)fluoranthene | 0.000 | | 0 | N.D. | | |
| T Benzo(k)fluoranthene | 0.000 | | 0 | N.D. | | |
| T Benzo(a)pyrene | 0.000 | | 0 | N.D. | | |
| T Indeno(1,2,3-c,d)pyrene | 0.000 | | 0 | N.D. | | |
| T Dibenzo(a,h)anthracene | 0.000 | | 0 | N.D. | | |
| T Benzo(g,h,i)perylene | 0.000 | | 0 | N.D. | | |

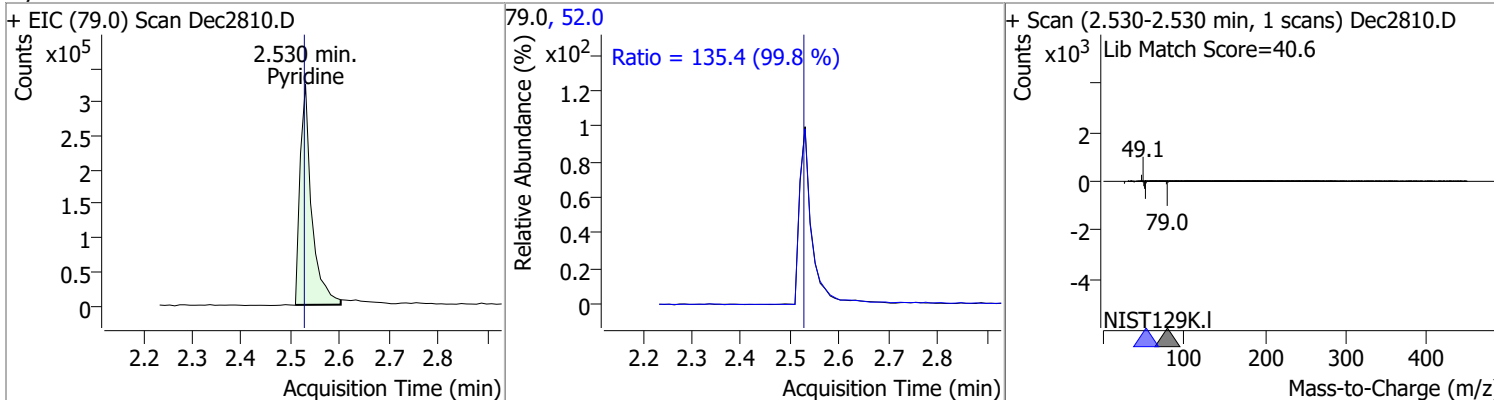
(#) = Qualifier Out of Range; (m) = Manual Integration; (+) = Area Summed; (*) = Surrogate Percent Recovery Out of Range; (d): Zeroed Peak

Quantitation Results Report (QT Reviewed)

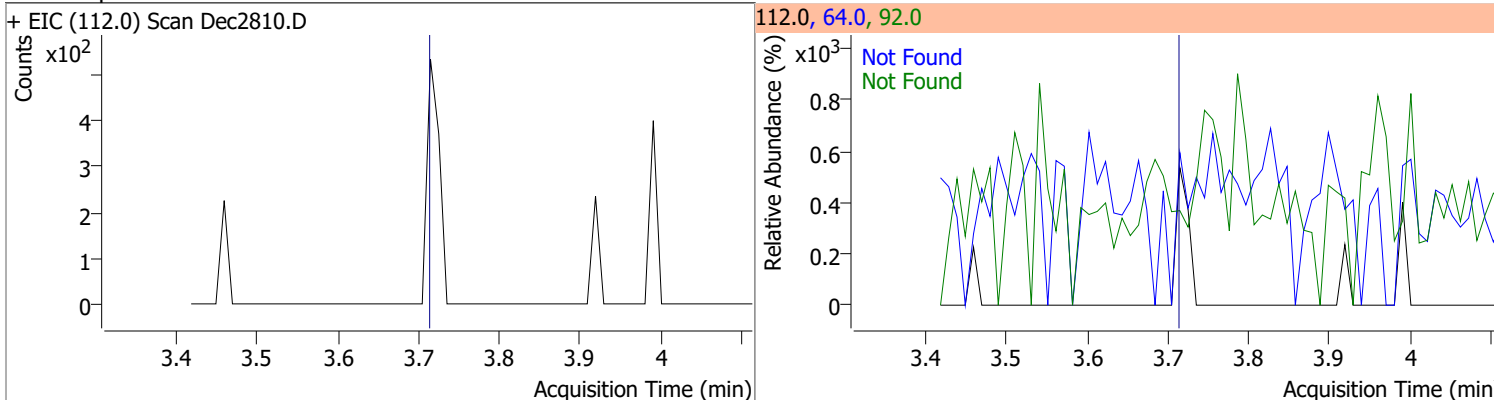
| Compound | Conc. | Exp RT | QIon | Exp Ratio |
|------------------------|-------|--------|------|-----------|
| N-Nitrosodimethylamine | N.D. | 2.49 | 42.0 | 184.8 |



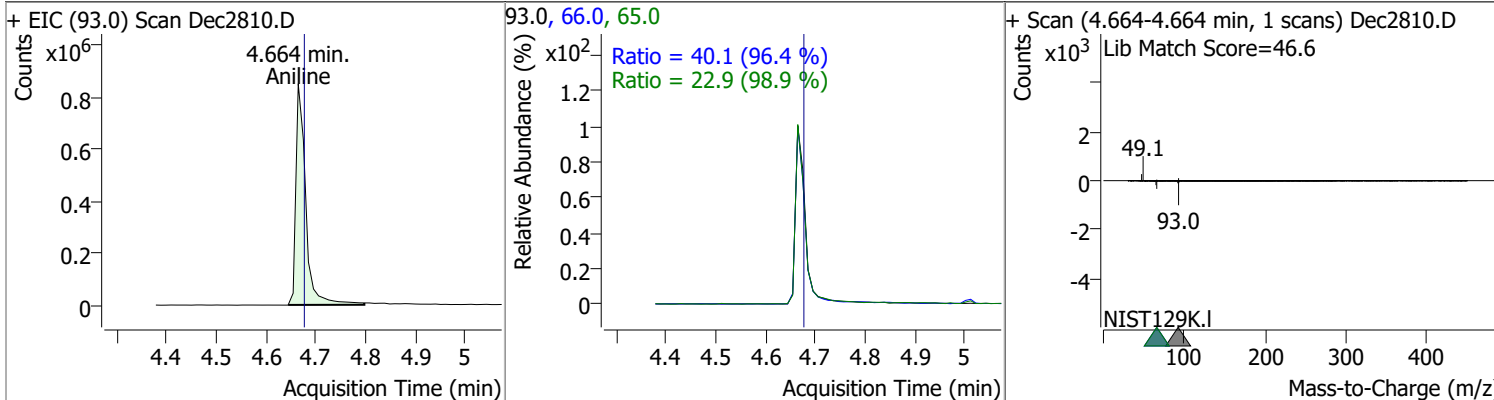
| Compound | Conc. | RT | Dev(Min) | Resp. | QIon | QRatio | Lower | Upper |
|----------|---------|------|----------|--------|------|--------|-------|-------|
| Pyridine | 54.2584 | 2.53 | 0.01 | 462459 | 52.0 | 135.4 | 95.0 | 176.5 |



| Compound | Conc. | Exp RT | QIon | Exp Ratio | QIon | Exp Ratio |
|----------------|-------|--------|------|-----------|------|-----------|
| 2-Fluorophenol | N.D. | 3.70 | 64.0 | 64.0 | 92.0 | 20.3 |

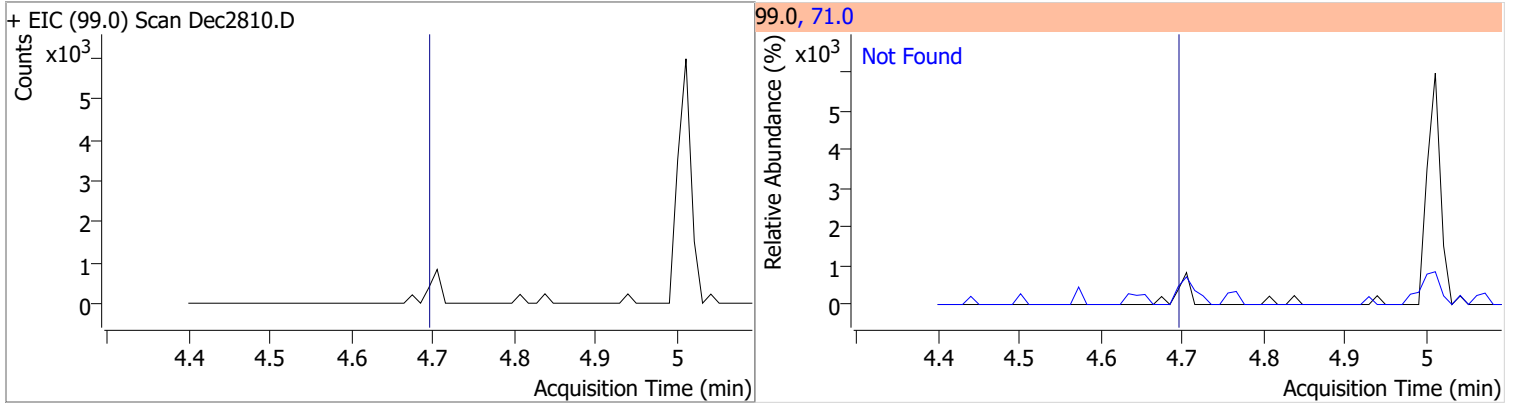


| Compound | Conc. | RT | Dev(Min) | Resp. | QIon | QRatio | Lower | Upper |
|----------|---------|------|----------|---------|------|--------|-------|-------|
| Aniline | 73.2192 | 4.66 | 0.00 | 1155663 | 66.0 | 40.1 | 29.1 | 54.1 |
| | | | | | 65.0 | 22.9 | 16.2 | 30.0 |

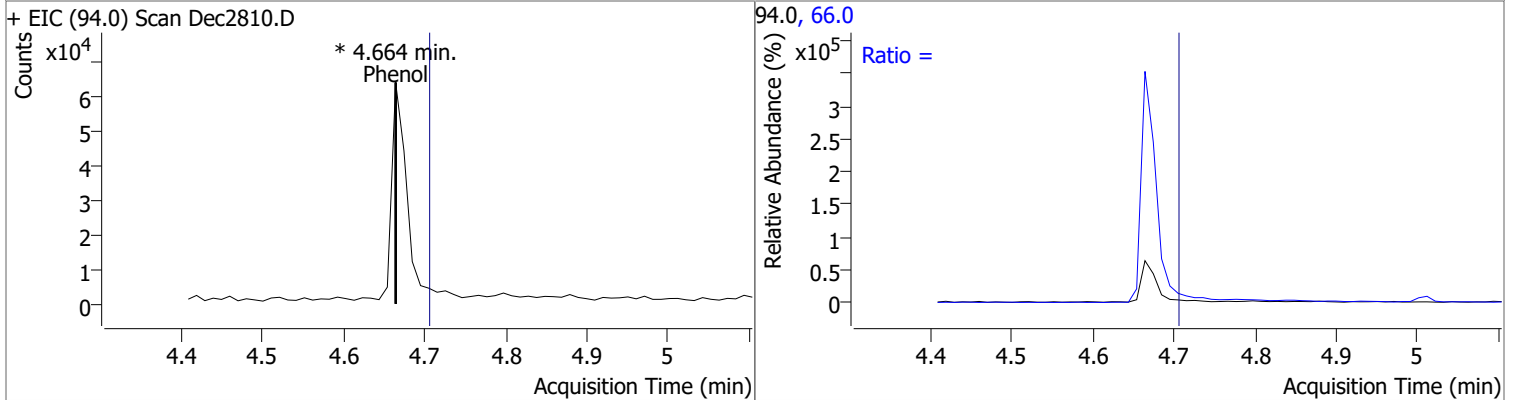


Quantitation Results Report (QT Reviewed)

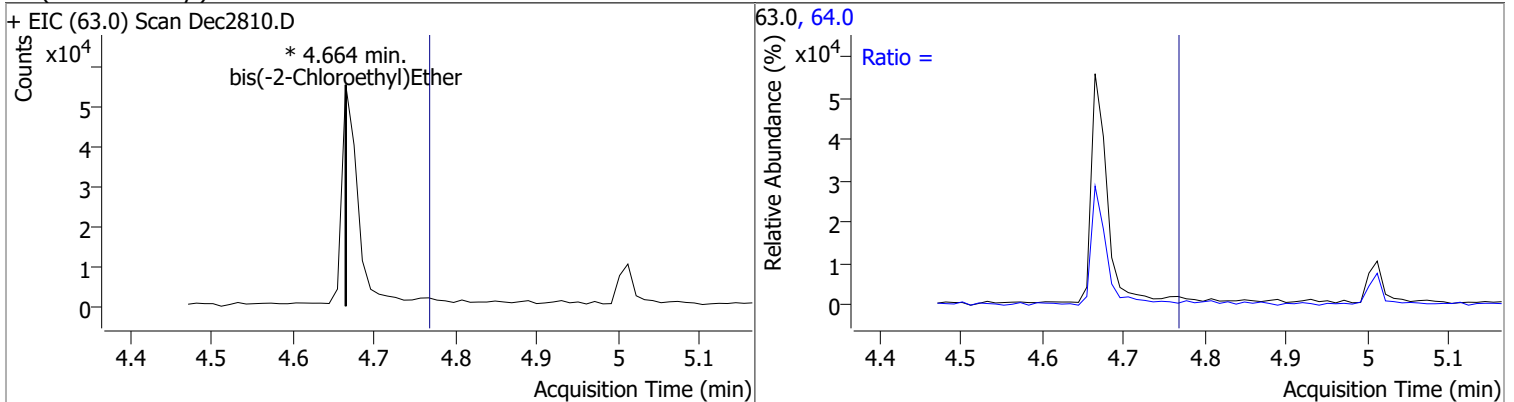
| Compound | Conc. | Exp RT | QIon | Exp Ratio |
|-----------|-------|--------|------|-----------|
| Phenol-d5 | N.D. | 4.68 | 71.0 | 32.7 |



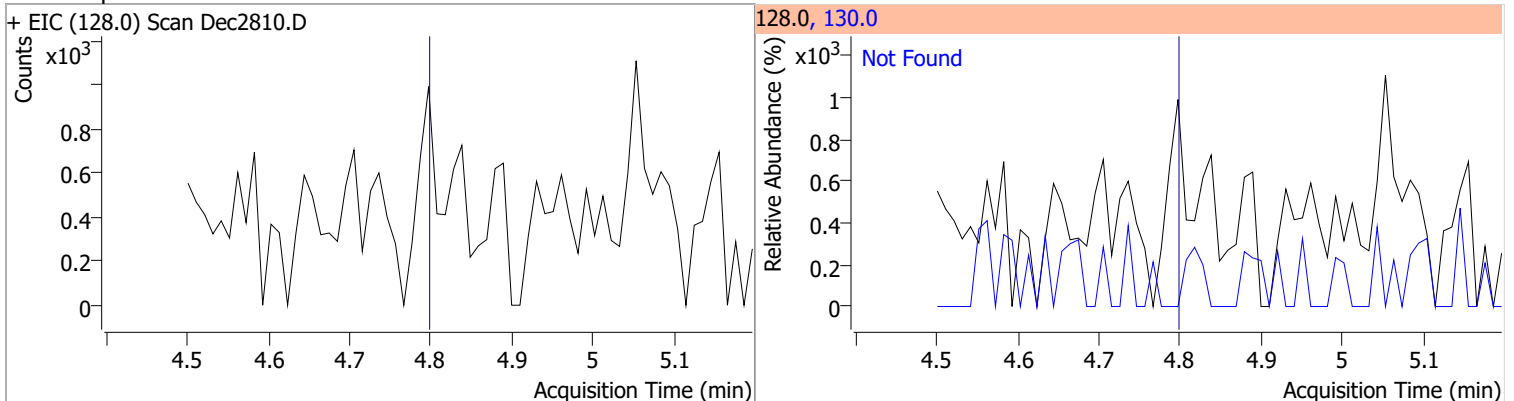
| Compound | Conc. | RT | Dev(Min) | Resp. | QIon | QRatio | Lower | Upper |
|----------|-------|----|----------|-------|------|--------|-------|-------|
| Phenol | 0 | 0 | 0 | 0 | 66.0 | | 28.6 | 53.1 |



| Compound | Conc. | RT | Dev(Min) | Resp. | QIon | QRatio | Lower | Upper |
|--------------------------|-------|----|----------|-------|------|--------|-------|-------|
| bis(-2-Chloroethyl)Ether | 0 | 0 | 0 | 0 | 64.0 | | 1.9 | 3.6 |

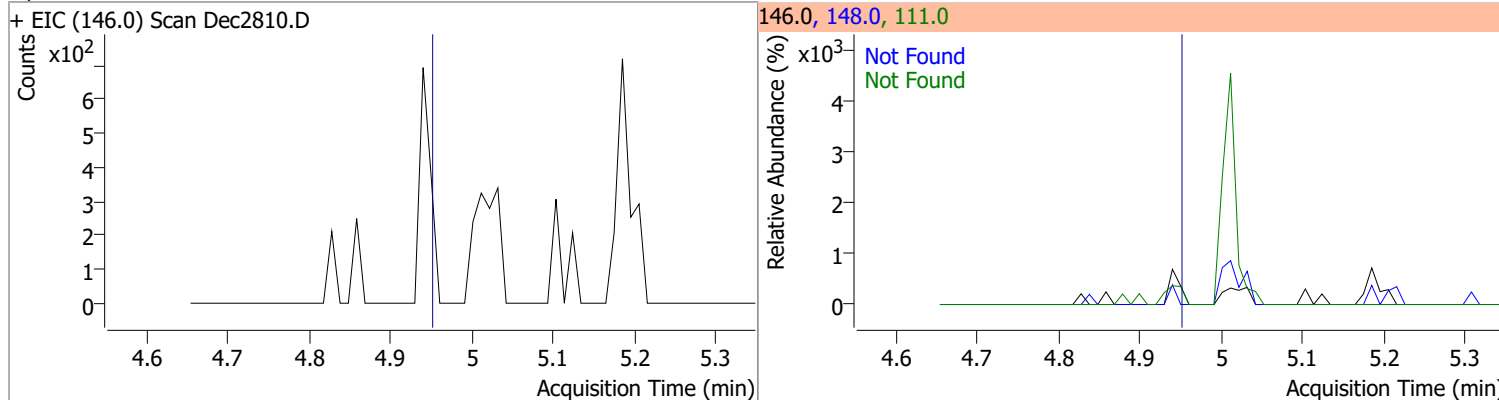


| Compound | Conc. | Exp RT | QIon | Exp Ratio |
|----------------|-------|--------|-------|-----------|
| 2-Chlorophenol | N.D. | 4.79 | 130.0 | 32.3 |

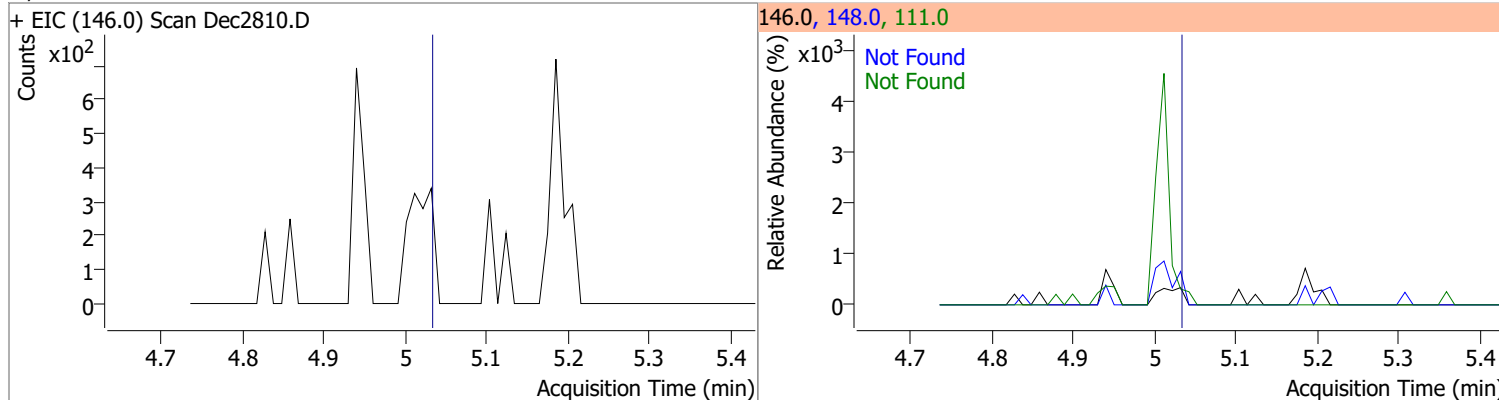


Quantitation Results Report (QT Reviewed)

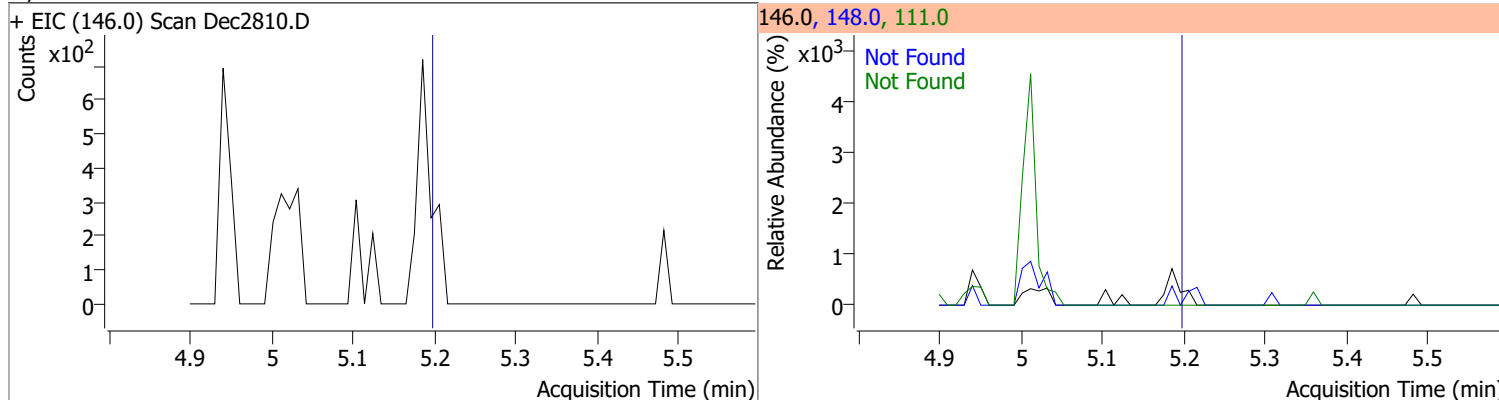
| Compound | Conc. | Exp RT | QIon | Exp Ratio | QIon | Exp Ratio |
|---------------------|-------|--------|-------|-----------|-------|-----------|
| 1,3-Dichlorobenzene | N.D. | 4.94 | 148.0 | 63.2 | 111.0 | 39.4 |



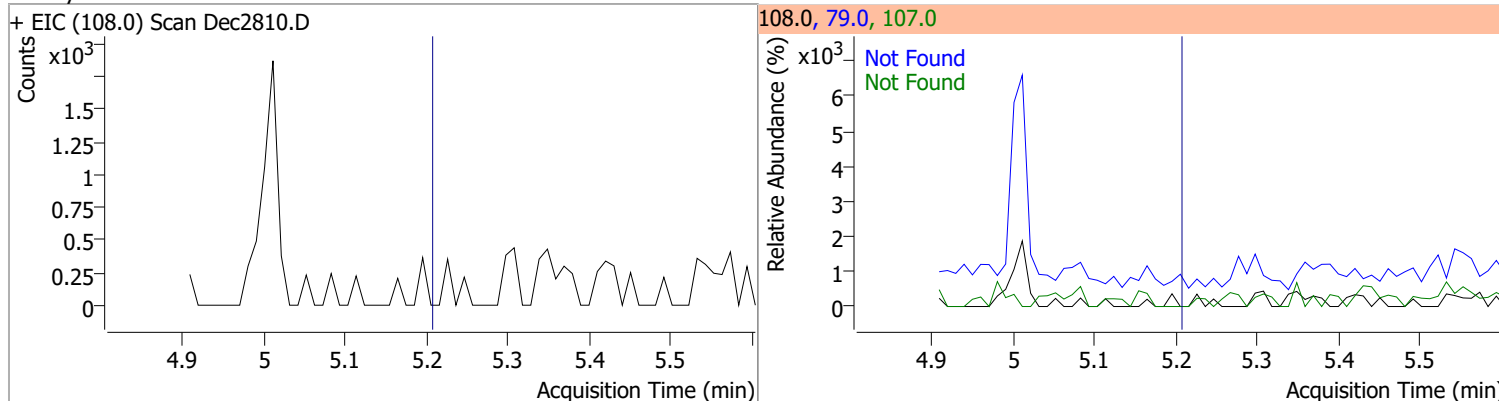
| Compound | Conc. | Exp RT | QIon | Exp Ratio | QIon | Exp Ratio |
|---------------------|-------|--------|-------|-----------|-------|-----------|
| 1,4-Dichlorobenzene | N.D. | 5.02 | 148.0 | 62.2 | 111.0 | 37.4 |



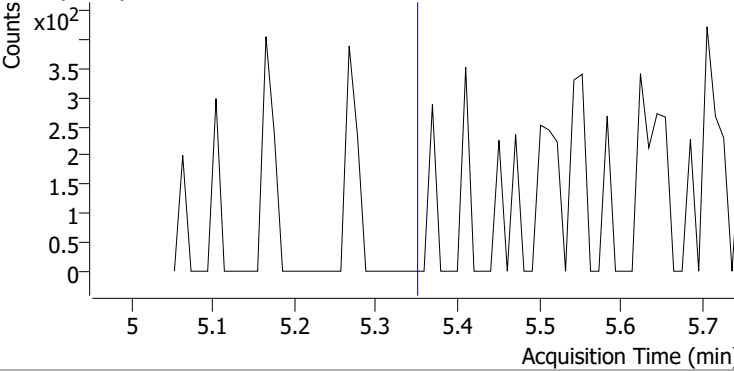
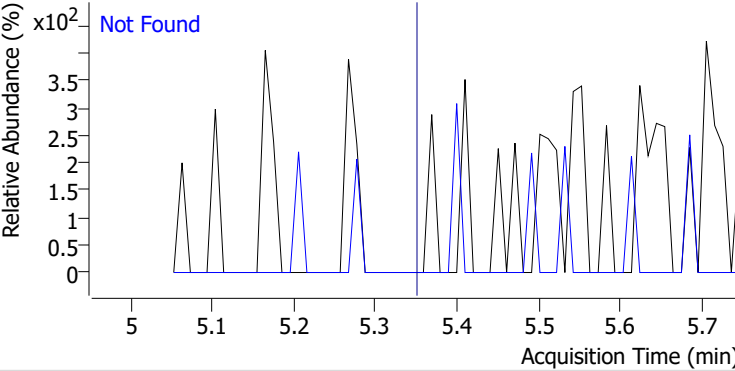
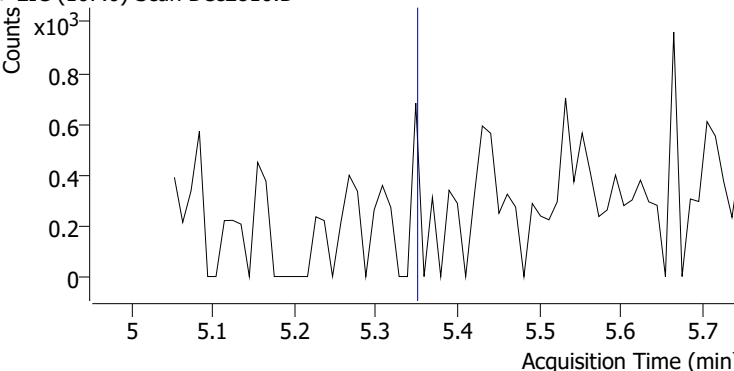
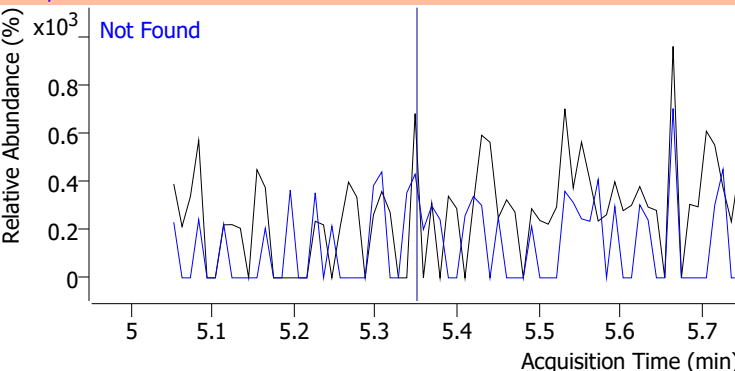
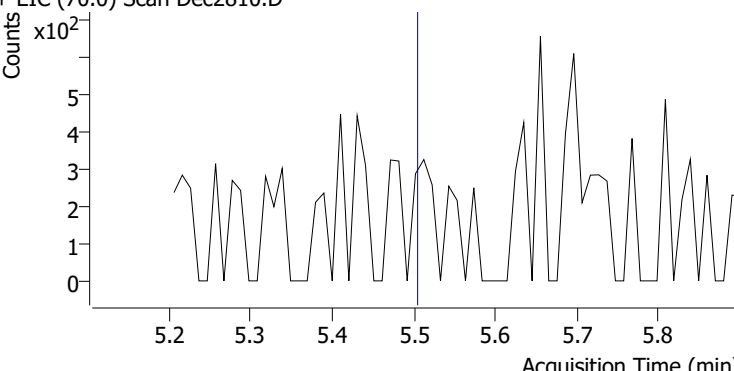
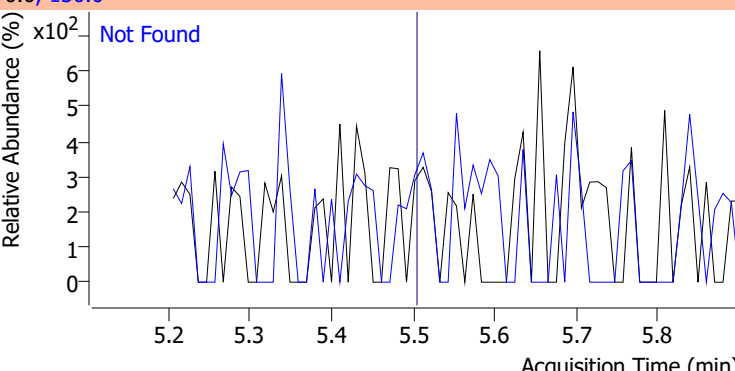
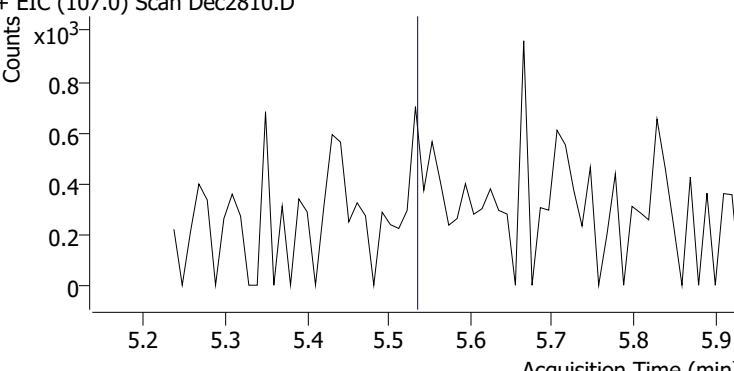
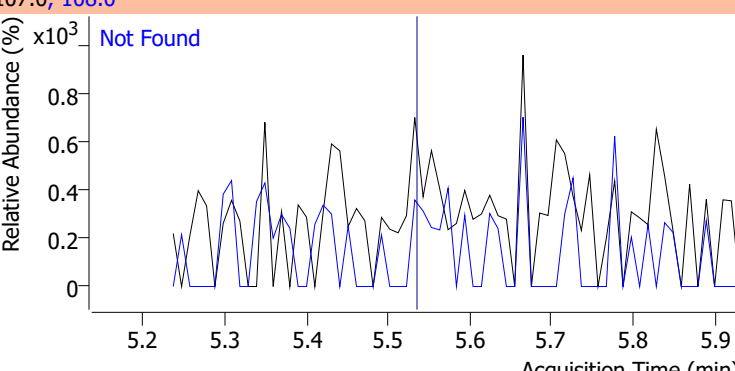
| Compound | Conc. | Exp RT | QIon | Exp Ratio | QIon | Exp Ratio |
|---------------------|-------|--------|-------|-----------|-------|-----------|
| 1,2-Dichlorobenzene | N.D. | 5.19 | 148.0 | 62.2 | 111.0 | 40.3 |



| Compound | Conc. | Exp RT | QIon | Exp Ratio | QIon | Exp Ratio |
|----------------|-------|--------|------|-----------|-------|-----------|
| Benzyl Alcohol | N.D. | 5.20 | 79.0 | 117.9 | 107.0 | 69.2 |



Quantitation Results Report (QT Reviewed)

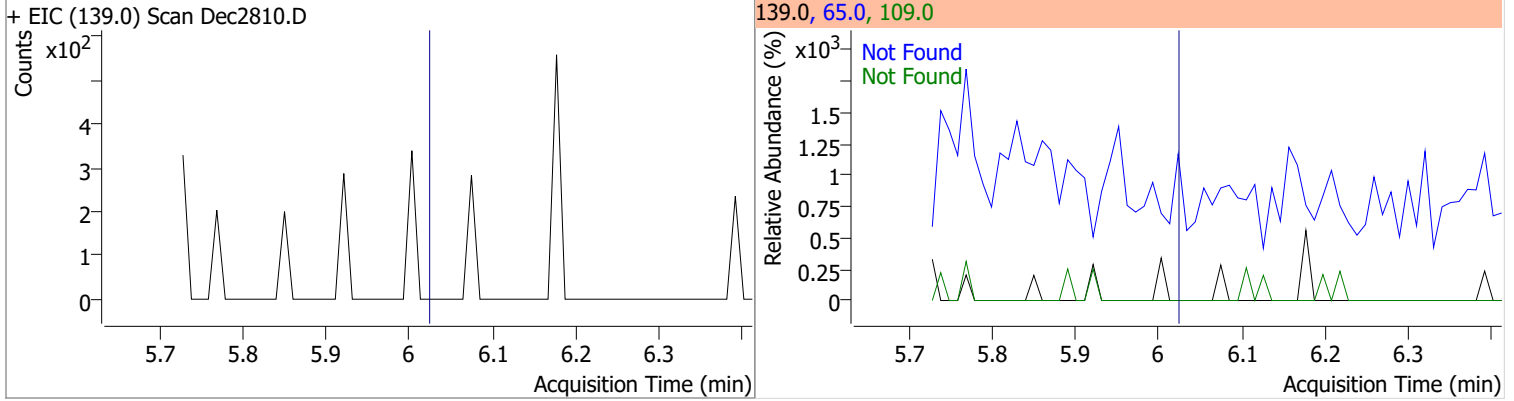
| Compound | Conc. | Exp RT | QIon | Exp Ratio |
|--|-------|--------|--|-----------|
| bis(2-chloroisopropyl)Ether | N.D. | 5.34 | 123.0 | 32.7 |
| + EIC (121.0) Scan Dec2810.D | | | 121.0, 123.0 | |
|  | | |  | |
| 2-Methylphenol | N.D. | 5.34 | 108.0 | 117.6 |
| + EIC (107.0) Scan Dec2810.D | | | 107.0, 108.0 | |
|  | | |  | |
| N-nitroso-Di-n-propylamine | N.D. | 5.49 | 130.0 | 17.6 |
| + EIC (70.0) Scan Dec2810.D | | | 70.0, 130.0 | |
|  | | |  | |
| 4Methylphenol/3Methylphenol | N.D. | 5.52 | 108.0 | 81.4 |
| + EIC (107.0) Scan Dec2810.D | | | 107.0, 108.0 | |
|  | | |  | |

Quantitation Results Report (QT Reviewed)

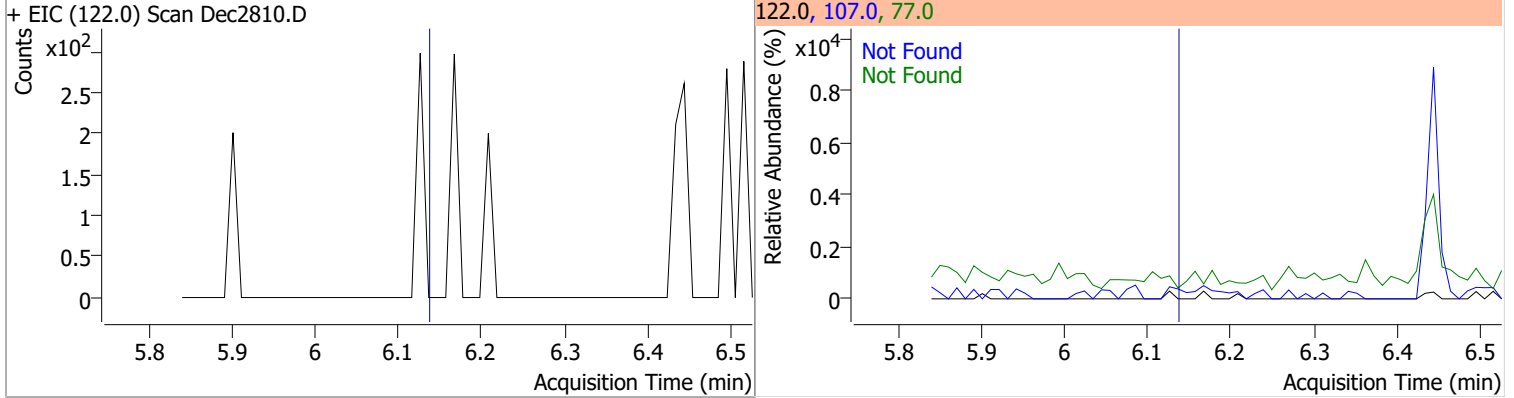
| Compound | Conc. | Exp RT | QIon | Exp Ratio | QIon | Exp Ratio |
|------------------------------|-------|--------|---------------------|-----------|-------|-----------|
| Hexachloroethane | N.D. | 5.55 | 201.0 | 77.2 | 199.0 | 50.6 |
| + EIC (117.0) Scan Dec2810.D | | | 117.0, 201.0, 199.0 | | | |
| | | | | | | |
| Nitrobenzene-d5 | N.D. | 5.62 | 54.0 | 96.4 | 128.0 | 47.4 |
| + EIC (82.0) Scan Dec2810.D | | | 82.0, 54.0, 128.0 | | | |
| | | | | | | |
| Nitrobenzene | N.D. | 5.64 | 77.0 | 211.4 | 51.0 | 210.3 |
| + EIC (123.1) Scan Dec2810.D | | | 123.1, 77.0, 51.0 | | | |
| | | | | | | |
| Isophorone | N.D. | 5.95 | 138.0 | 19.1 | | |
| + EIC (82.0) Scan Dec2810.D | | | 82.0, 138.0 | | | |
| | | | | | | |

Quantitation Results Report (QT Reviewed)

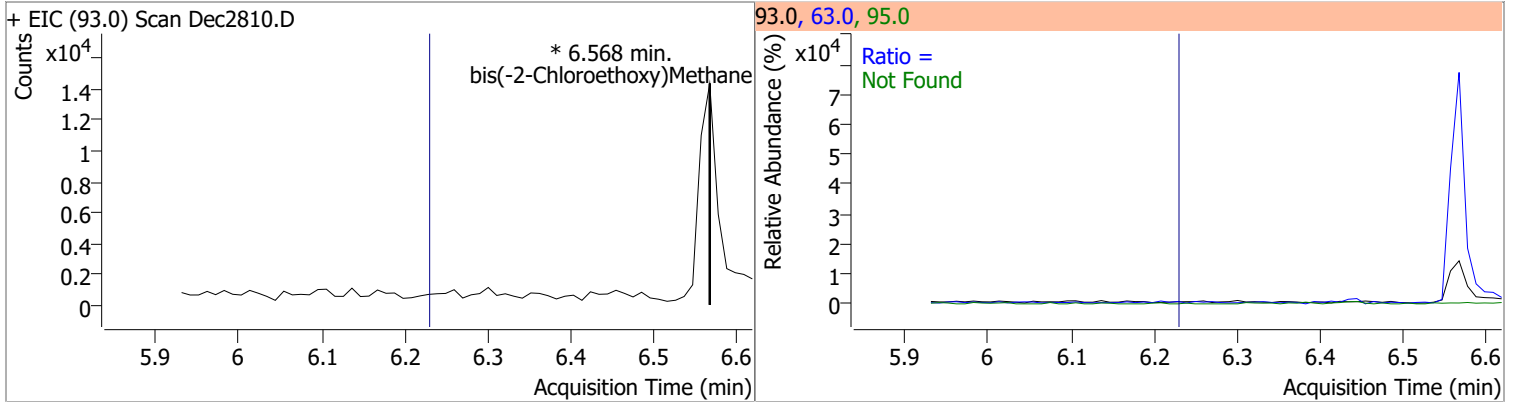
| Compound | Conc. | Exp RT | QIon | Exp Ratio | QIon | Exp Ratio |
|---------------|-------|--------|------|-----------|-------|-----------|
| 2-Nitrophenol | N.D. | 6.01 | 65.0 | 57.4 | 109.0 | 32.8 |



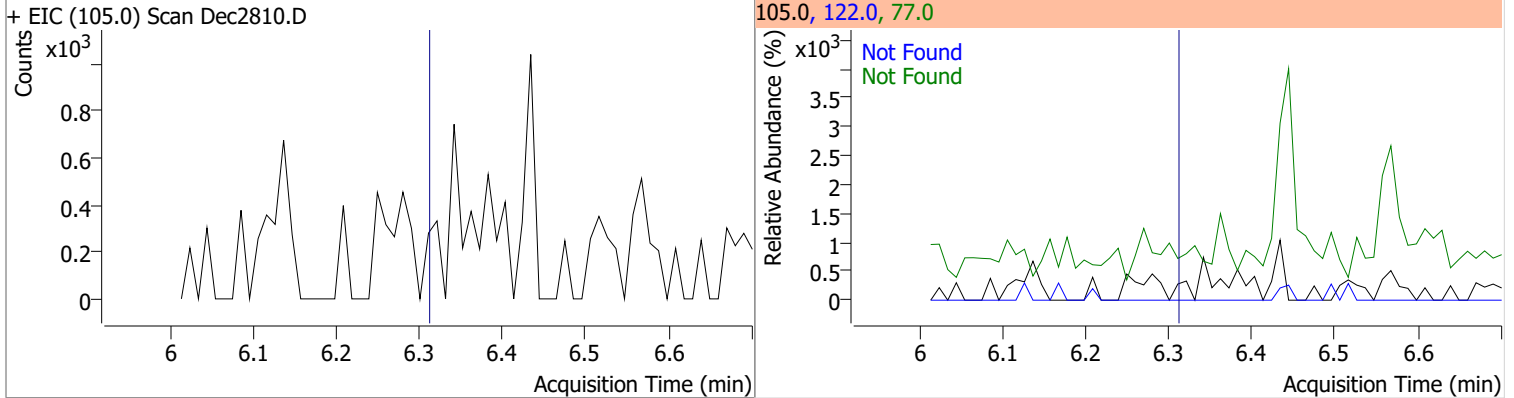
| Compound | Conc. | Exp RT | QIon | Exp Ratio | QIon | Exp Ratio |
|--------------------|-------|--------|-------|-----------|------|-----------|
| 2,4-Dimethylphenol | N.D. | 6.13 | 107.0 | 109.1 | 77.0 | 32.4 |



| Compound | Conc. | RT | Dev(Min) | Resp. | QIon | QRatio | Lower | Upper |
|-----------------------------|-------|----|----------|-------|--------------|--------|--------------|---------------|
| bis(-2-Chloroethoxy)Methane | | 0 | | 0 | 63.0 95.0 | | 63.5 22.2 | 117.9 41.1 |

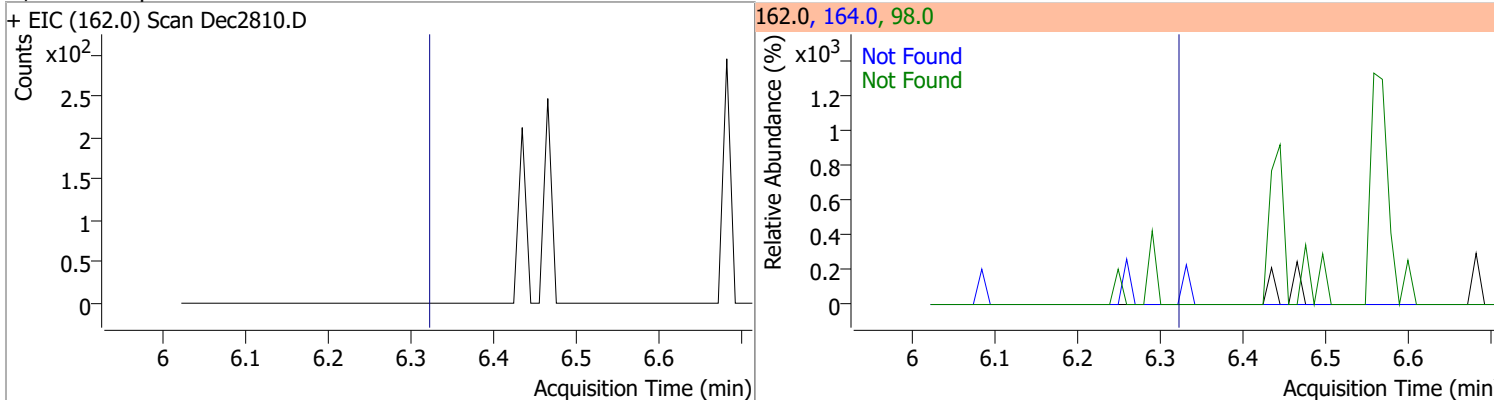


| Compound | Conc. | Exp RT | QIon | Exp Ratio | QIon | Exp Ratio |
|--------------|-------|--------|-------|-----------|------|-----------|
| Benzoic Acid | N.D. | 6.30 | 122.0 | 87.4 | 77.0 | 73.1 |

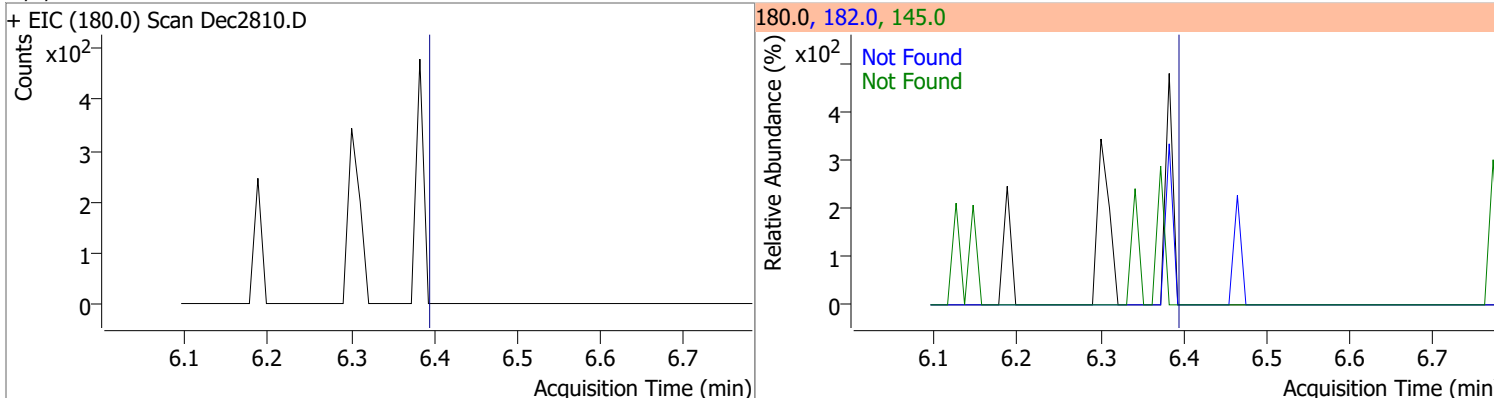


Quantitation Results Report (QT Reviewed)

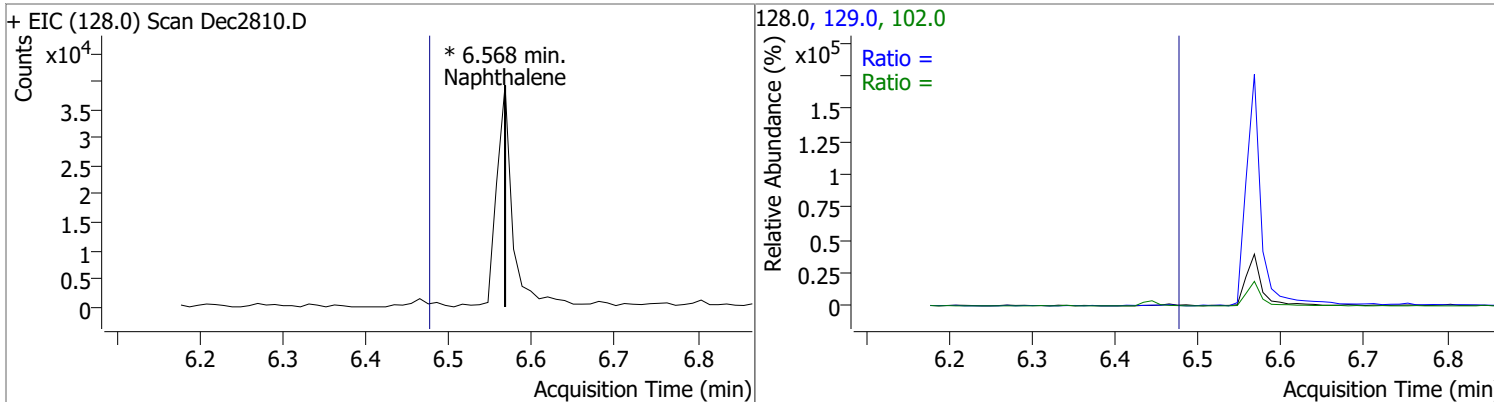
| Compound | Conc. | Exp RT | QIon | Exp Ratio | QIon | Exp Ratio |
|--------------------|-------|--------|-------|-----------|------|-----------|
| 2,4-Dichlorophenol | N.D. | 6.31 | 164.0 | 62.0 | 98.0 | 32.4 |



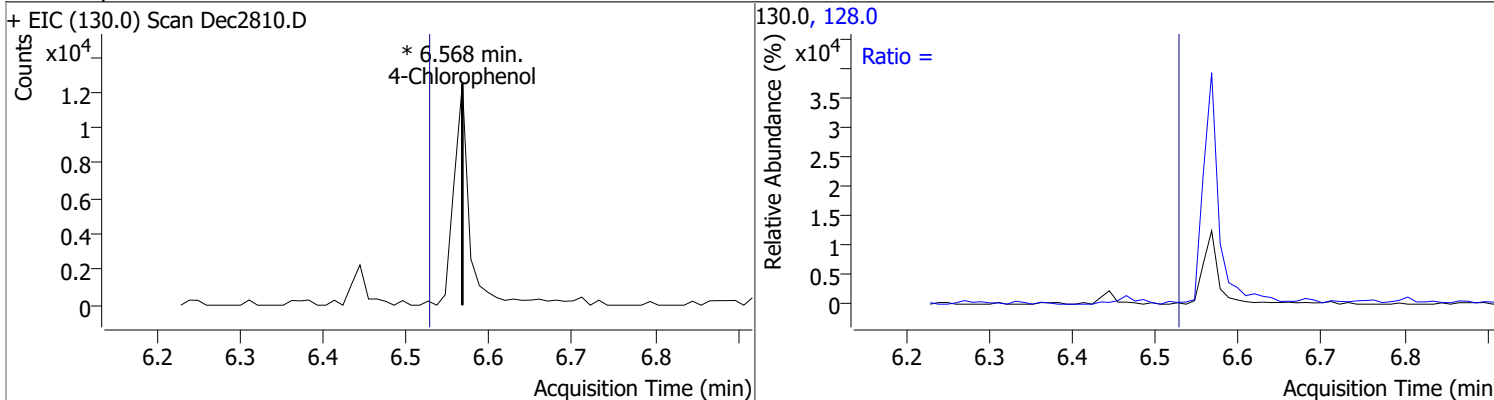
| Compound | Conc. | Exp RT | QIon | Exp Ratio | QIon | Exp Ratio |
|------------------------|-------|--------|-------|-----------|-------|-----------|
| 1,2,4-Trichlorobenzene | N.D. | 6.38 | 182.0 | 94.1 | 145.0 | 30.4 |



| Compound | Conc. | RT | Dev(Min) | Resp. | QIon | QRatio | Lower | Upper |
|-------------|-------|----|----------|-------|-------|--------|-------|-------|
| Naphthalene | | 0 | | 0 | 129.0 | | 7.7 | 14.2 |
| | | | | | 102.0 | | 6.5 | 12.1 |

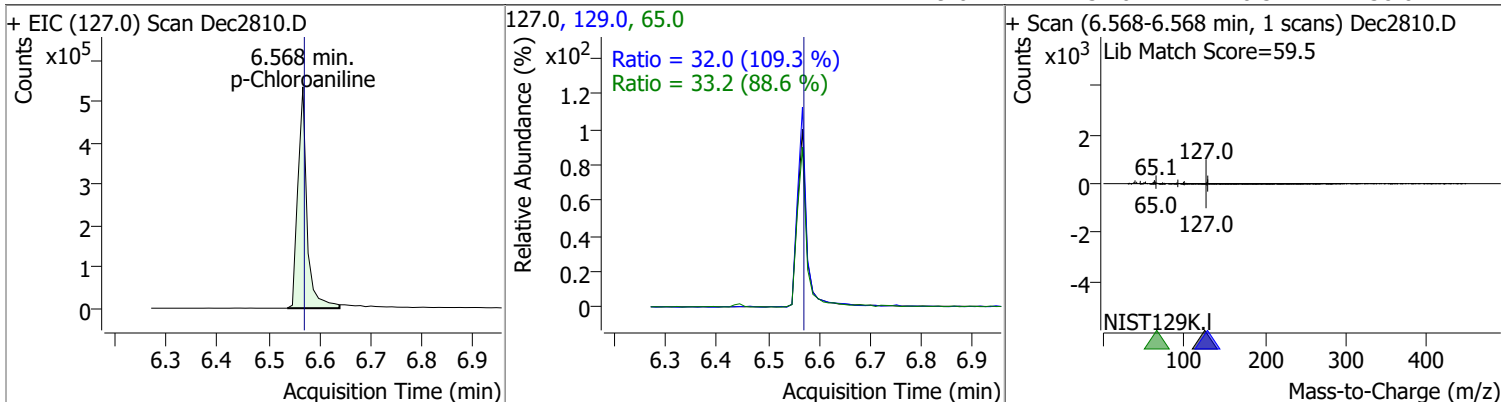


| Compound | Conc. | RT | Dev(Min) | Resp. | QIon | QRatio | Lower | Upper |
|----------------|-------|----|----------|-------|-------|--------|-------|-------|
| 4-Chlorophenol | | 0 | | 0 | 128.0 | | 216.8 | 402.6 |

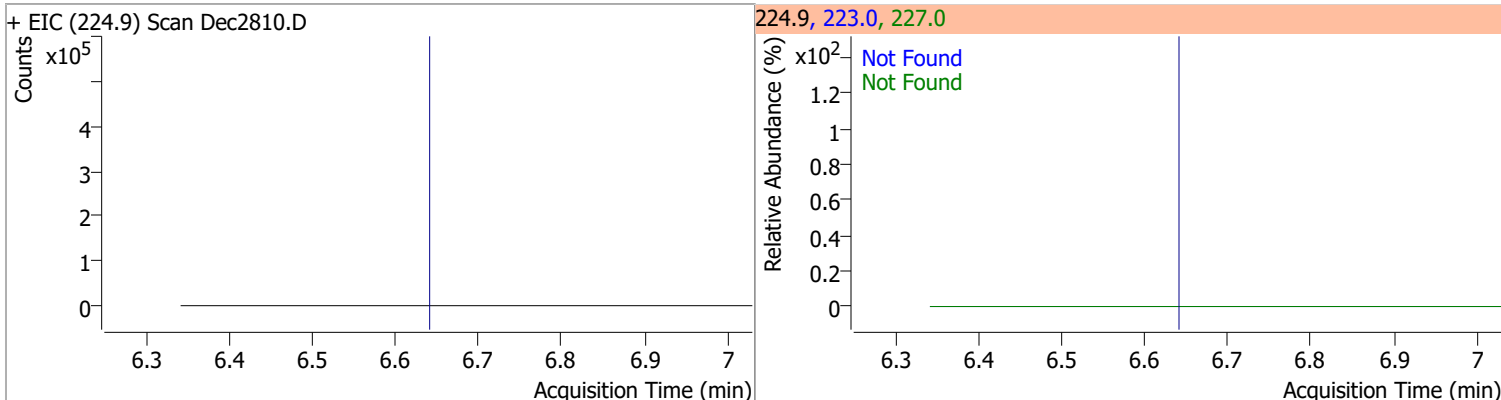


Quantitation Results Report (QT Reviewed)

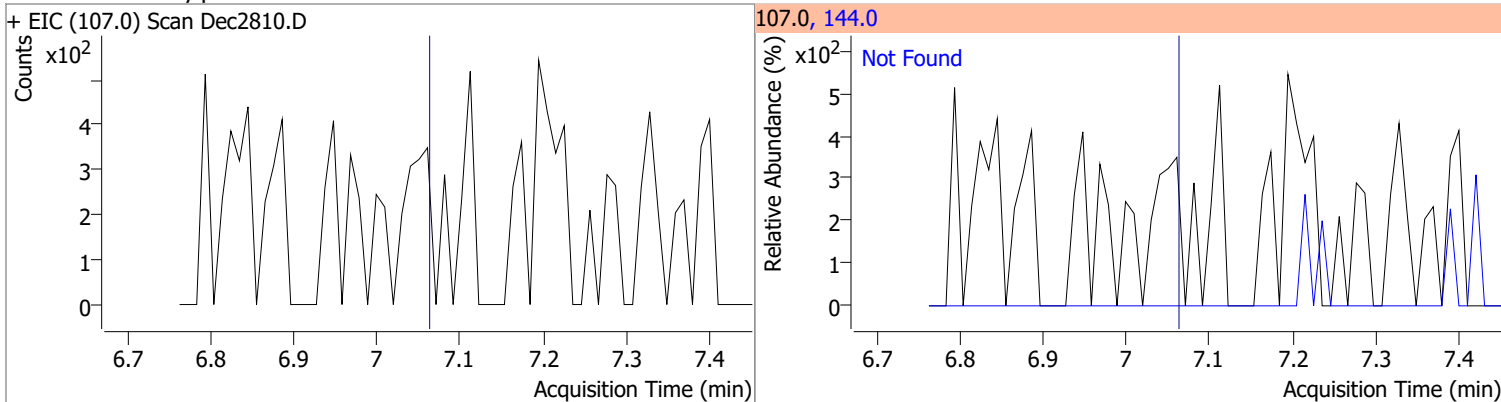
| Compound | Conc. | RT | Dev(Min) | Resp. | QIon | QRatio | Lower | Upper |
|-----------------|---------|------|----------|--------|-------|--------|-------|-------|
| p-Chloroaniline | 74.5814 | 6.57 | 0.01 | 665572 | 65.0 | 33.2 | 26.3 | 48.8 |
| | | | | | 129.0 | 32.0 | 20.5 | 38.0 |



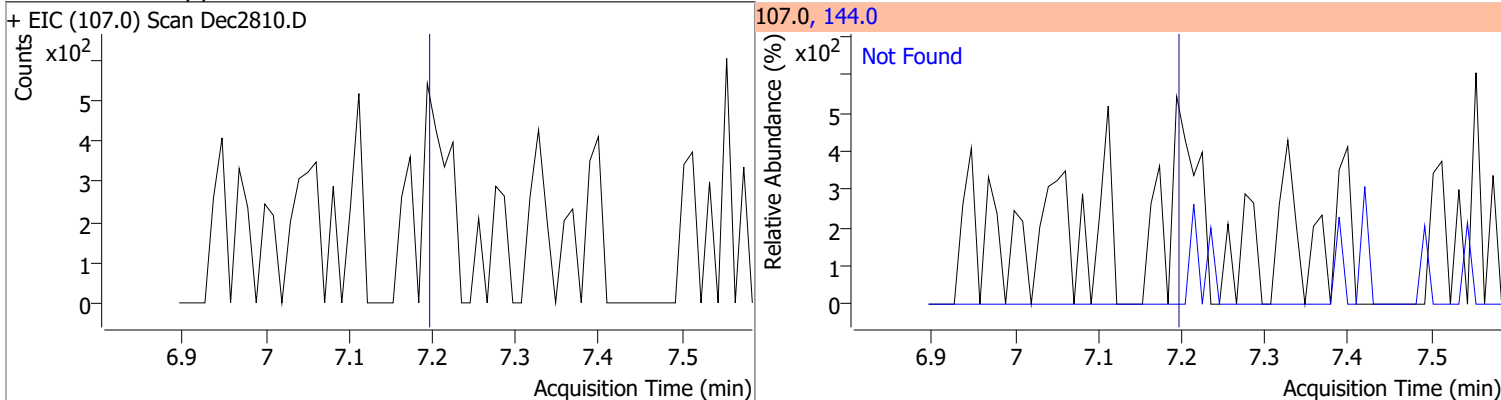
| Compound | Conc. | Exp RT | QIon | Exp Ratio | QIon | Exp Ratio |
|---------------------|-------|--------|-------|-----------|-------|-----------|
| Hexachlorobutadiene | N.D. | 6.63 | 227.0 | 66.6 | 223.0 | 60.8 |



| Compound | Conc. | Exp RT | QIon | Exp Ratio |
|-------------------------|-------|--------|-------|-----------|
| 4-Chloro-2-Methylphenol | N.D. | 7.05 | 144.0 | 26.6 |

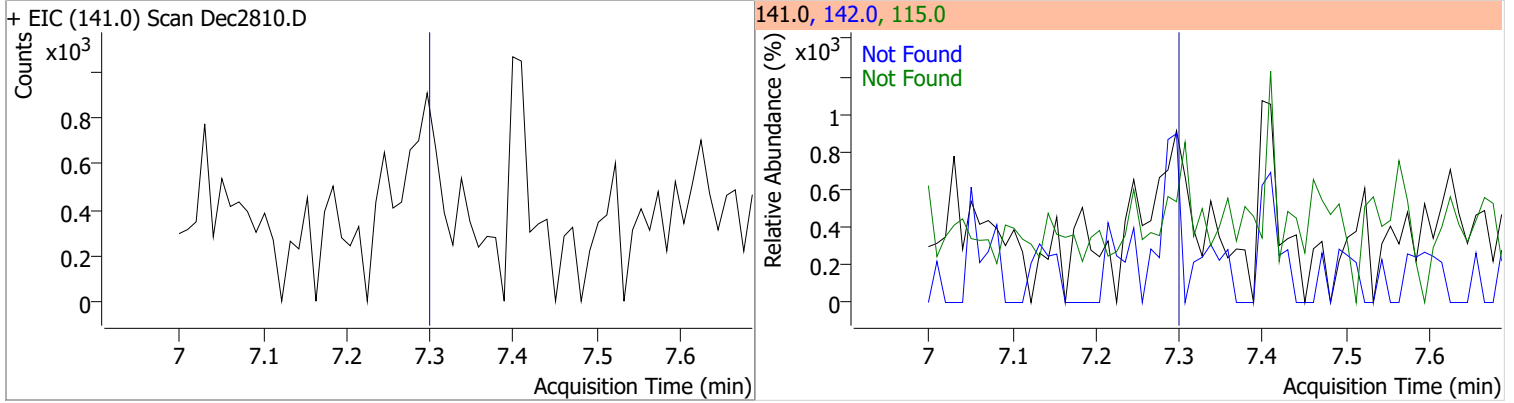


| Compound | Conc. | Exp RT | QIon | Exp Ratio |
|-------------------------|-------|--------|-------|-----------|
| 4-Chloro-3-Methylphenol | N.D. | 7.18 | 144.0 | 27.6 |

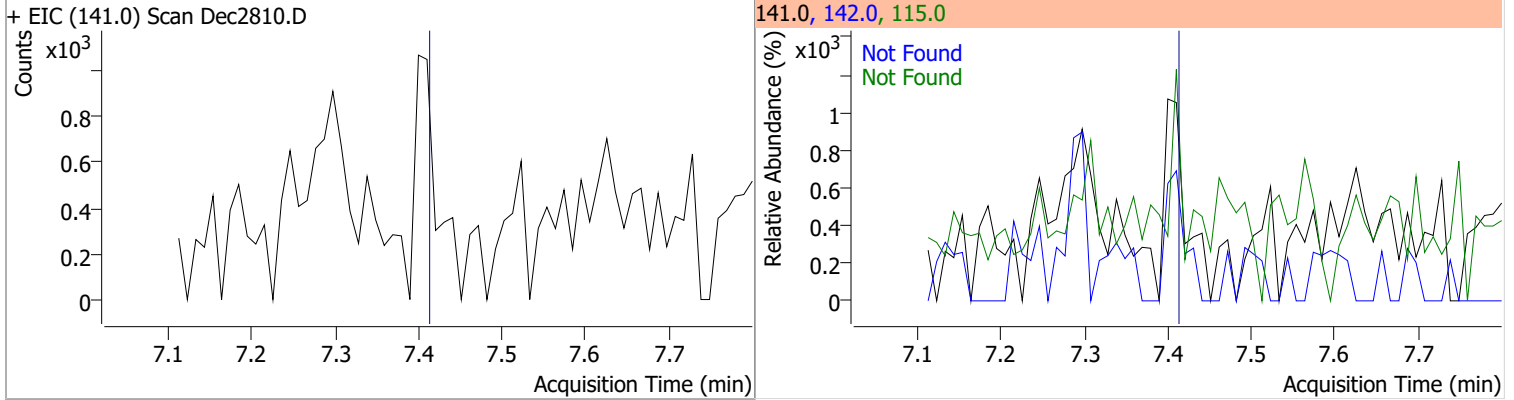


Quantitation Results Report (QT Reviewed)

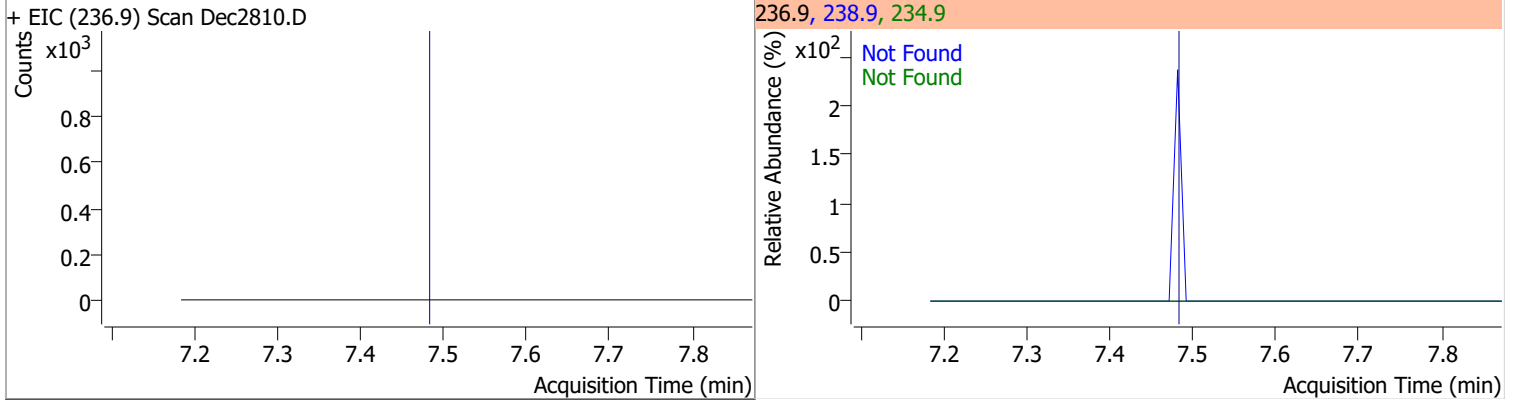
| Compound | Conc. | Exp RT | QIon | Exp Ratio | QIon | Exp Ratio |
|---------------------|-------|--------|-------|-----------|-------|-----------|
| 2-Methylnaphthalene | N.D. | 7.29 | 142.0 | 114.8 | 115.0 | 42.0 |



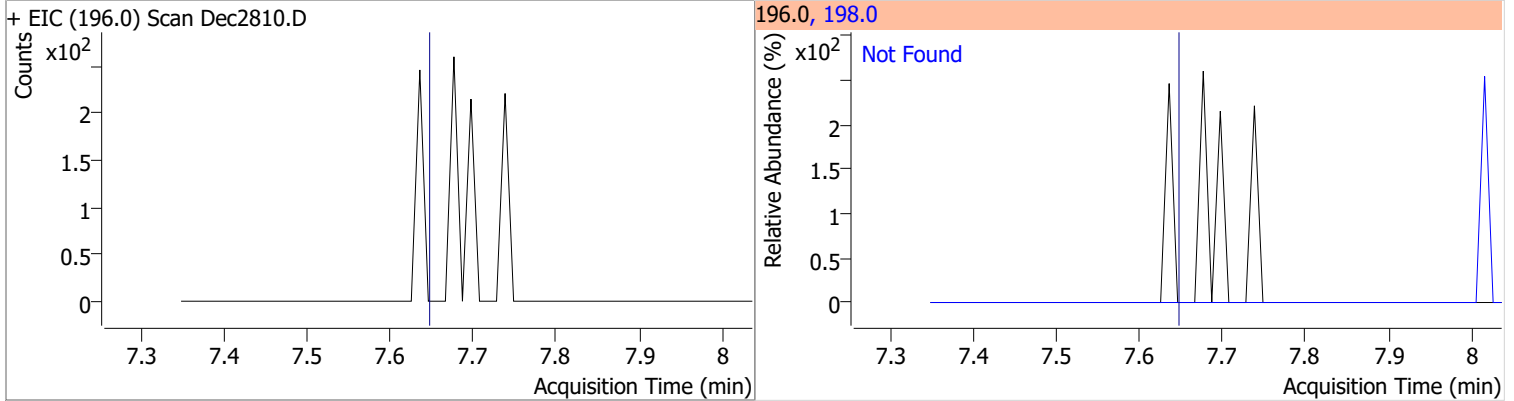
| Compound | Conc. | Exp RT | QIon | Exp Ratio | QIon | Exp Ratio |
|---------------------|-------|--------|-------|-----------|-------|-----------|
| 1-Methylnaphthalene | N.D. | 7.40 | 142.0 | 111.0 | 115.0 | 42.5 |



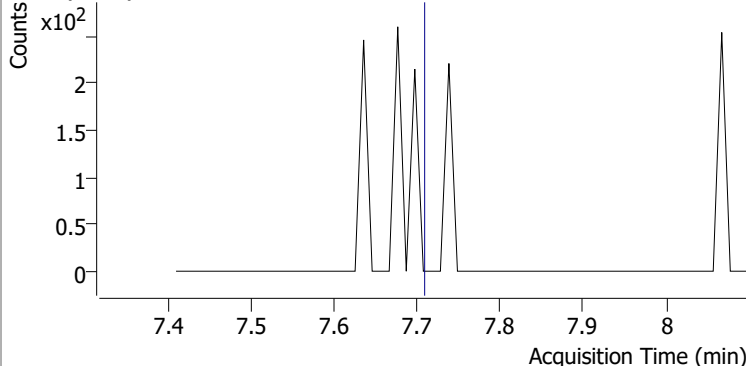
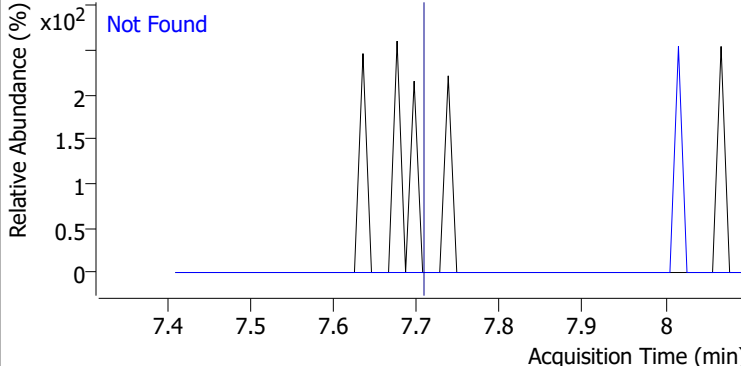
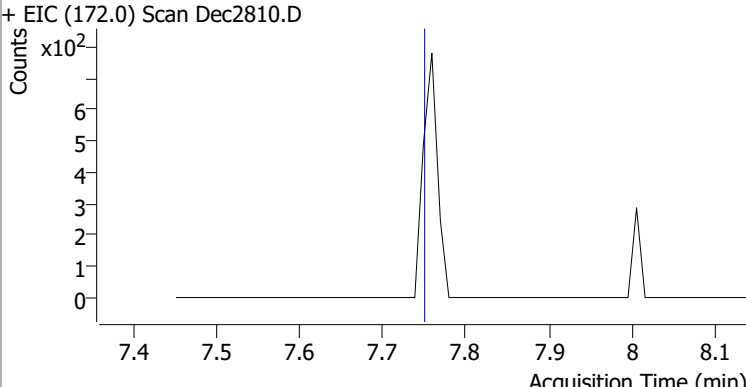
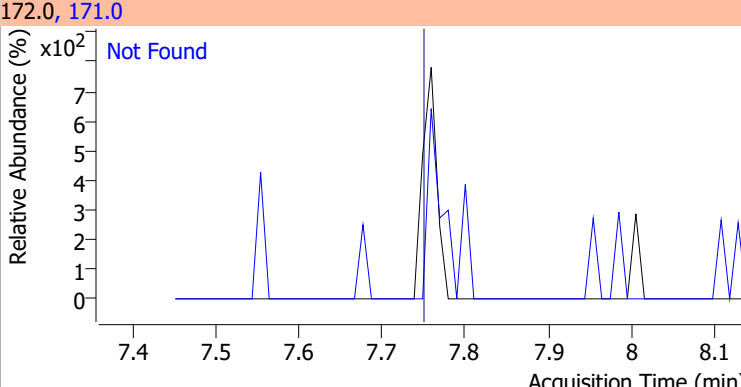
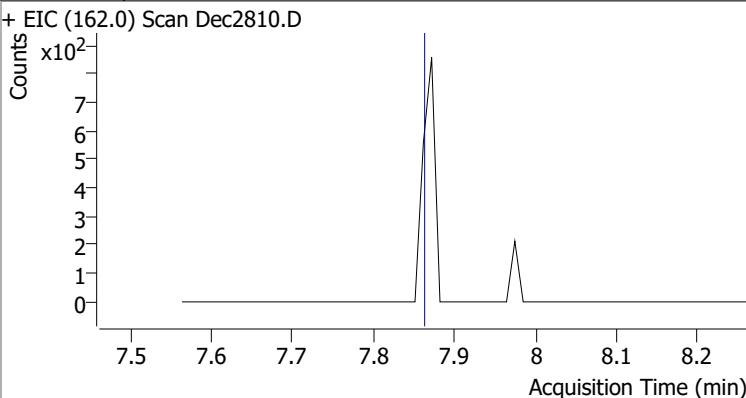
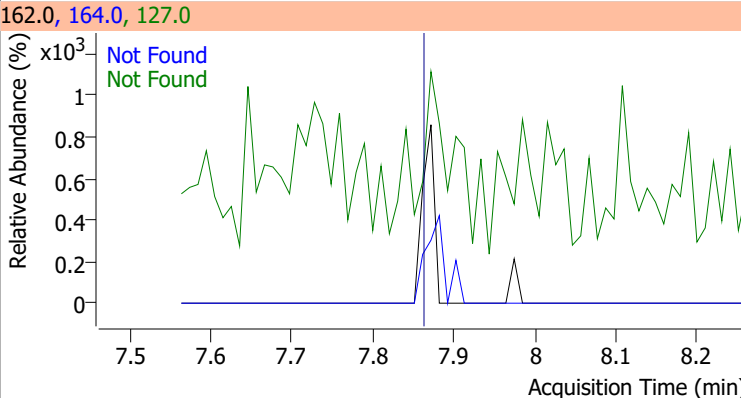
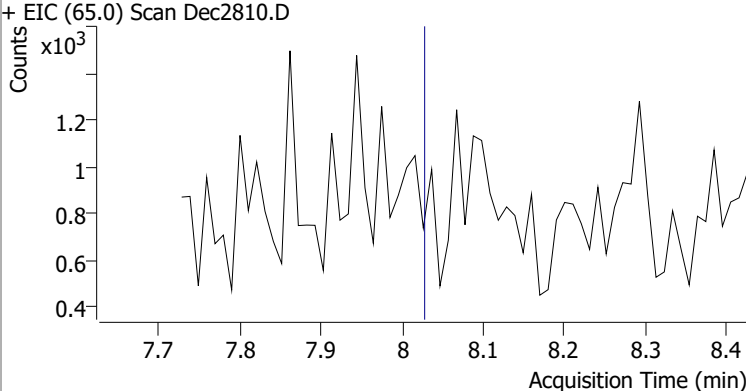
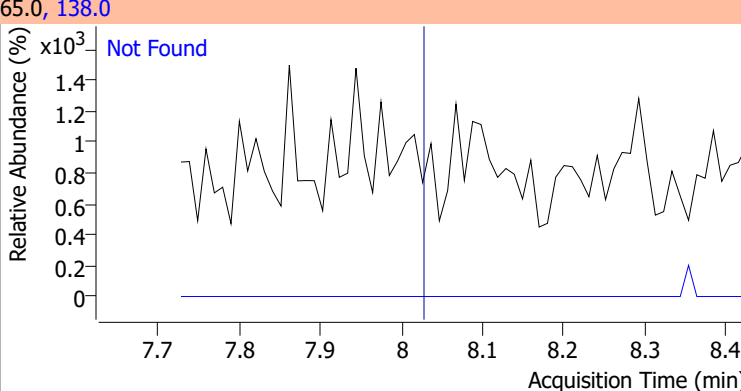
| Compound | Conc. | Exp RT | QIon | Exp Ratio | QIon | Exp Ratio |
|---------------------------|-------|--------|-------|-----------|-------|-----------|
| Hexachlorocyclopentadiene | N.D. | 7.48 | 234.9 | 64.7 | 238.9 | 64.1 |



| Compound | Conc. | Exp RT | QIon | Exp Ratio |
|-----------------------|-------|--------|-------|-----------|
| 2,4,6-Trichlorophenol | N.D. | 7.65 | 198.0 | 94.4 |

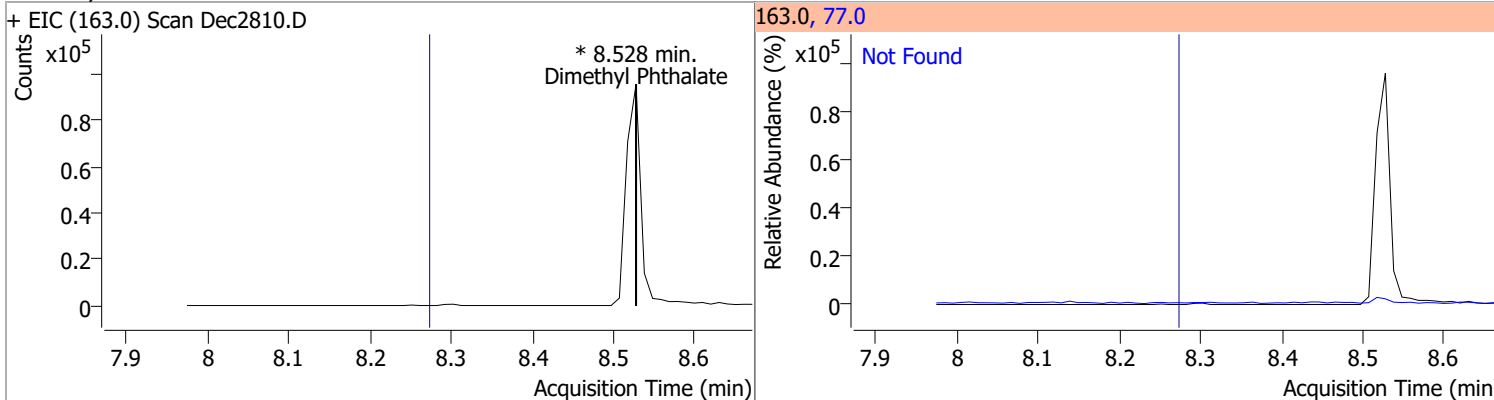


Quantitation Results Report (QT Reviewed)

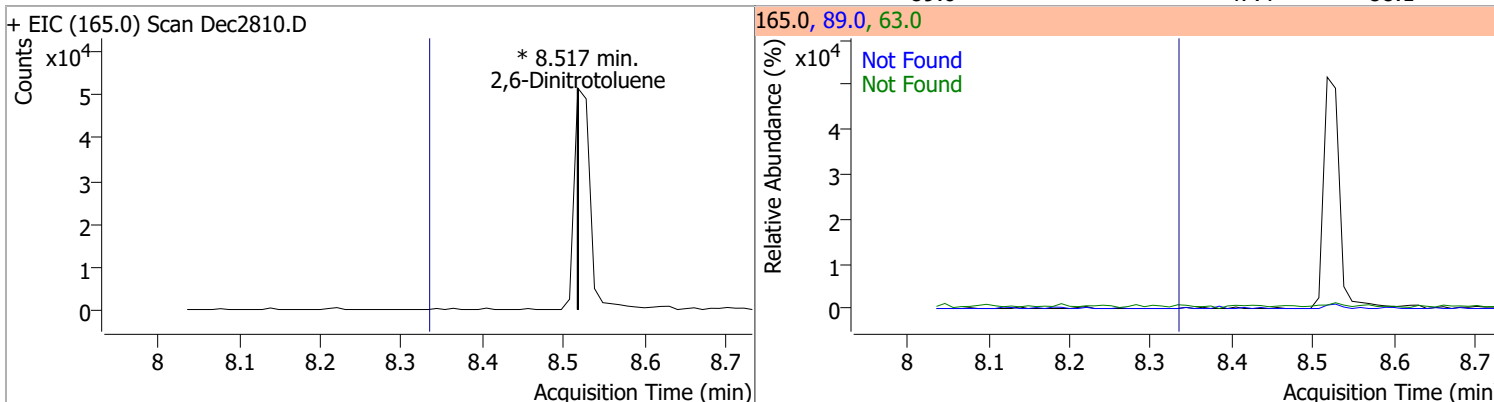
| Compound | Conc. | Exp RT | QIon | Exp Ratio | | |
|--|-------|--------|--|-----------|---------------|-------------------|
| 2,4,5-Trichlorophenol | N.D. | 7.71 | 198.0 | 94.9 | | |
| + EIC (196.0) Scan Dec2810.D | | | 196.0, 198.0 | | | |
|  | | |  | | | |
| 2-Fluorobiphenyl | N.D. | 7.75 | 171.0 | 35.0 | | |
| + EIC (172.0) Scan Dec2810.D | | | 172.0, 171.0 | | | |
|  | | |  | | | |
| 2-Chloronaphthalene | N.D. | 7.86 | 127.0 | 39.2 | QIon 164.0 | Exp Ratio 32.2 |
| + EIC (162.0) Scan Dec2810.D | | | 162.0, 164.0, 127.0 | | | |
|  | | |  | | | |
| 2-Nitroaniline | N.D. | 8.03 | 138.0 | 99.6 | | |
| + EIC (65.0) Scan Dec2810.D | | | 65.0, 138.0 | | | |
|  | | |  | | | |

Quantitation Results Report (QT Reviewed)

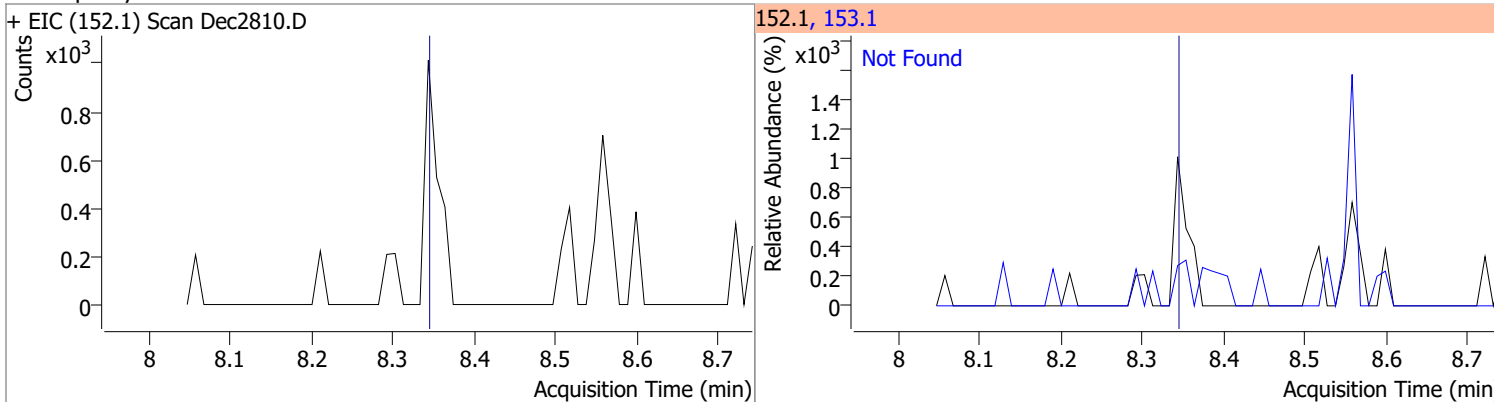
| Compound | Conc. | RT | Dev(Min) | Resp. | QIon | QRatio | Lower | Upper |
|--------------------|-------|----|----------|-------|------|--------|-------|-------|
| Dimethyl Phthalate | 0 | 0 | | 0 | 77.0 | | 15.1 | 28.0 |



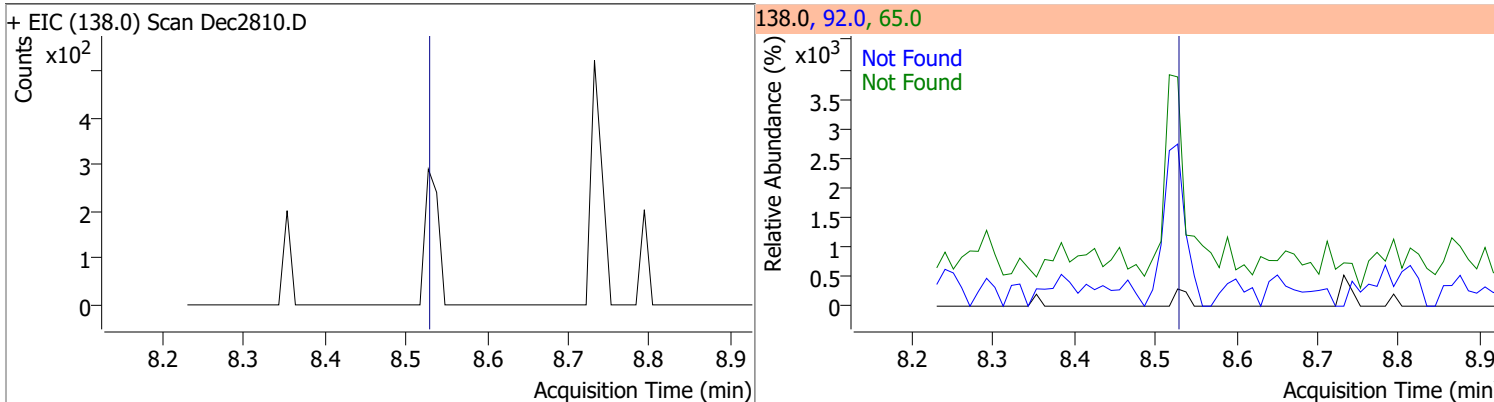
| Compound | Conc. | RT | Dev(Min) | Resp. | QIon | QRatio | Lower | Upper |
|--------------------|-------|----|----------|-------|--------------|--------|---------------|---------------|
| 2,6-Dinitrotoluene | 0 | 0 | | 0 | 63.0 89.0 | | 135.1 47.4 | 250.9 88.1 |



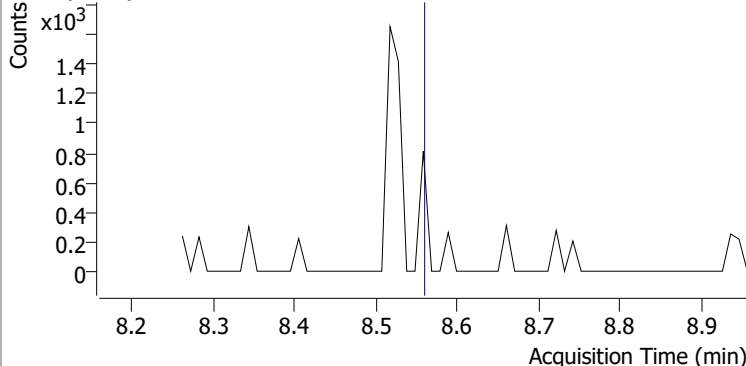
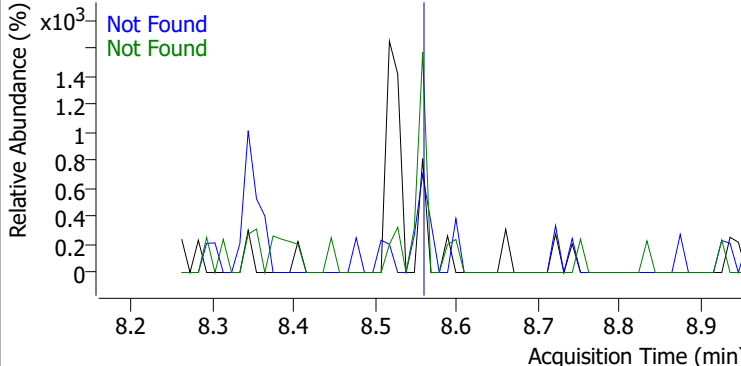
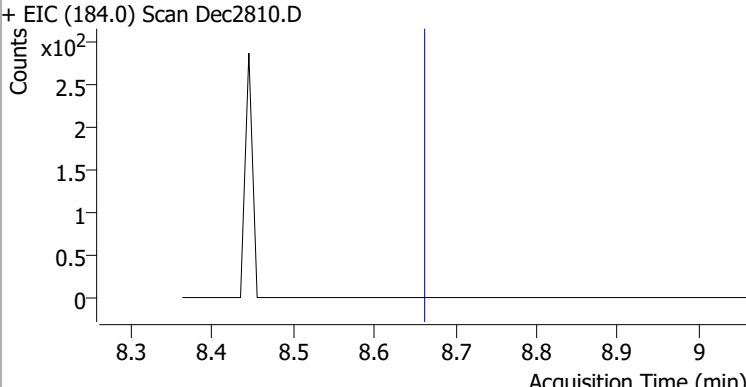
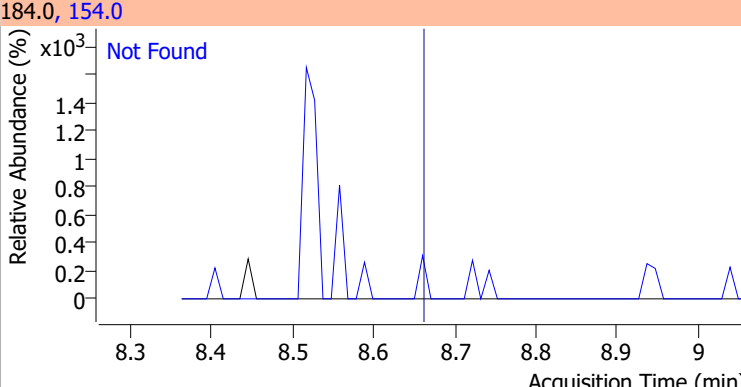
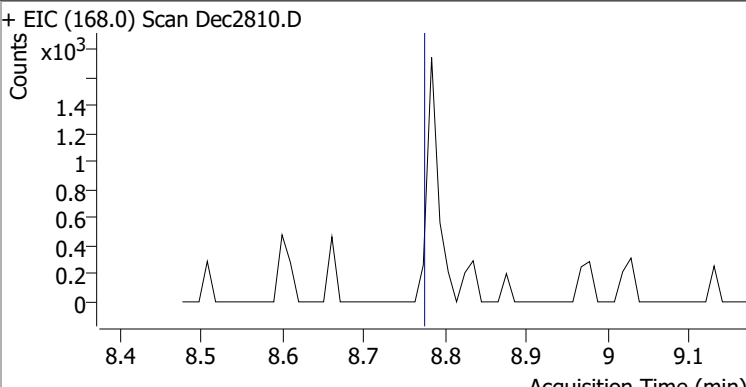
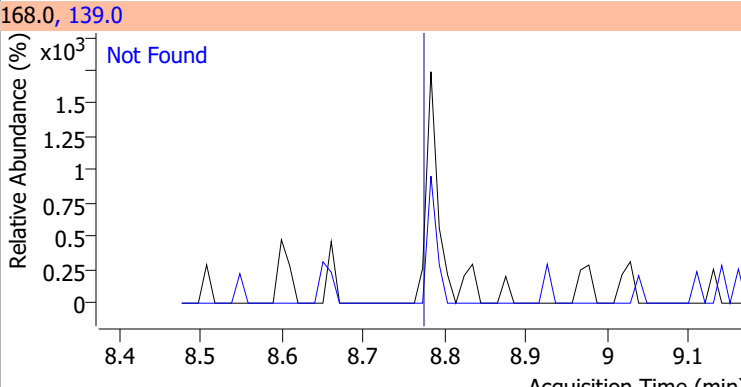
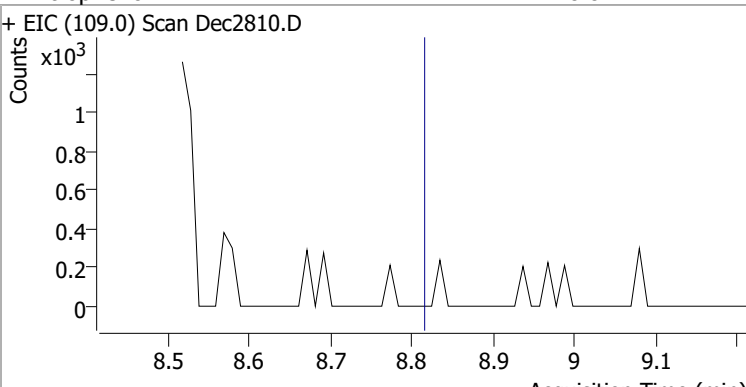
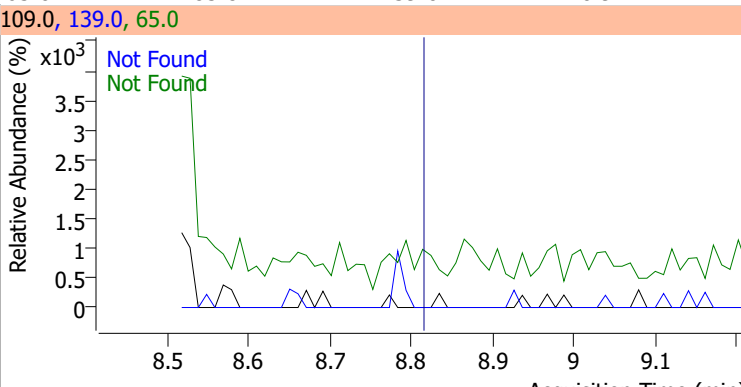
| Compound | Conc. | Exp RT | QIon | Exp Ratio |
|----------------|-------|--------|-------|-----------|
| Acenaphthylene | N.D. | 8.34 | 153.1 | 13.9 |



| Compound | Conc. | Exp RT | QIon | Exp Ratio | QIon | Exp Ratio |
|----------------|-------|--------|------|-----------|------|-----------|
| 3-Nitroaniline | N.D. | 8.53 | 65.0 | 157.8 | 92.0 | 118.6 |

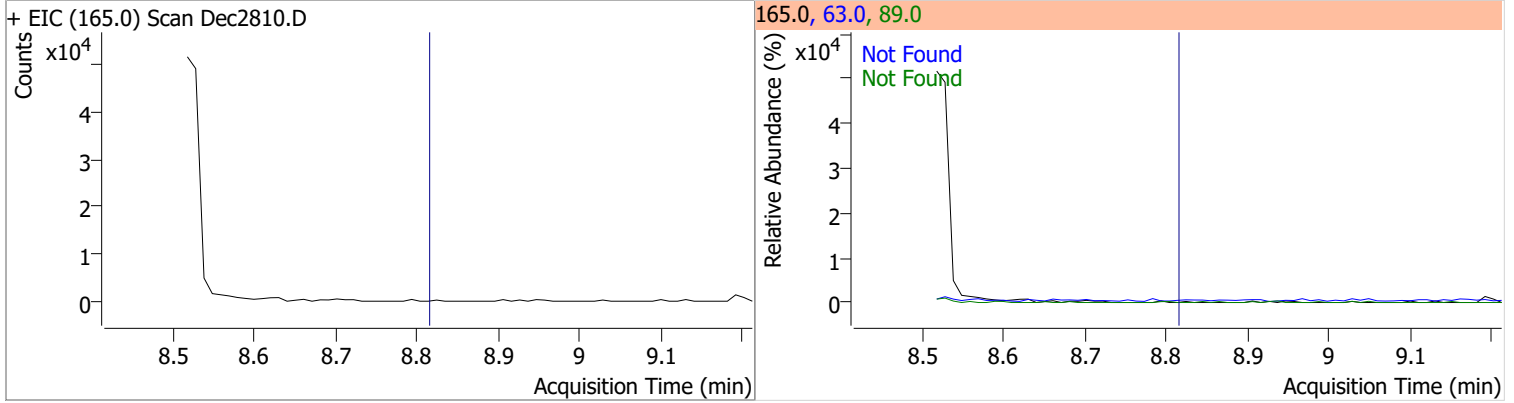


Quantitation Results Report (QT Reviewed)

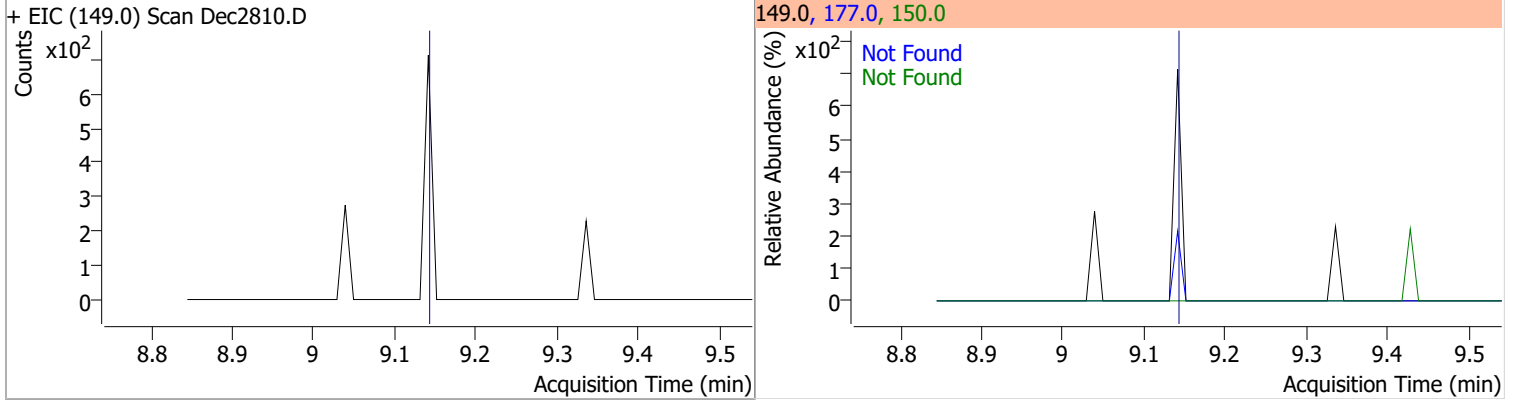
| Compound | Conc. | Exp RT | QIon | Exp Ratio | QIon | Exp Ratio |
|--|-------|--------|--|-----------|-------|-----------|
| Acenaphthene | N.D. | 8.56 | 153.0 | 109.6 | 152.0 | 52.7 |
| + EIC (154.0) Scan Dec2810.D | | | 154.0, 152.0, 153.0 | | | |
|  | | |  | | | |
| 2,4-Dinitrophenol | N.D. | 8.66 | 154.0 | 55.5 | | |
| + EIC (184.0) Scan Dec2810.D | | | 184.0, 154.0 | | | |
|  | | |  | | | |
| Dibenzofuran | N.D. | 8.77 | 139.0 | 38.2 | | |
| + EIC (168.0) Scan Dec2810.D | | | 168.0, 139.0 | | | |
|  | | |  | | | |
| 4-Nitrophenol | N.D. | 8.81 | 65.0 | 85.8 | 139.0 | 70.9 |
| + EIC (109.0) Scan Dec2810.D | | | 109.0, 139.0, 65.0 | | | |
|  | | |  | | | |

Quantitation Results Report (QT Reviewed)

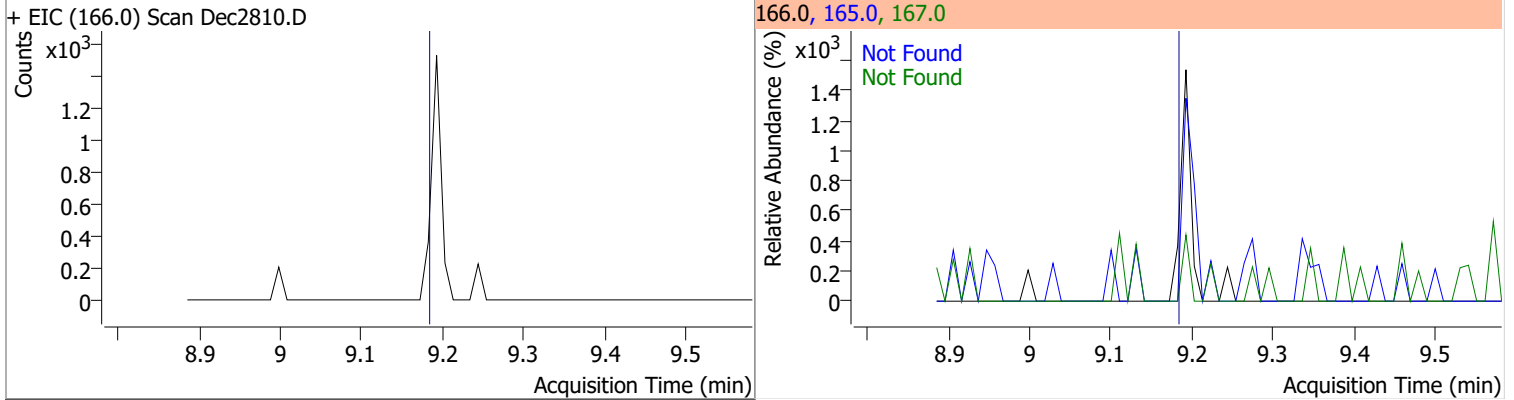
| Compound | Conc. | Exp RT | QIon | Exp Ratio | QIon | Exp Ratio |
|--------------------|-------|--------|------|-----------|------|-----------|
| 2,4-Dinitrotoluene | N.D. | 8.81 | 63.0 | 89.4 | 89.0 | 79.1 |



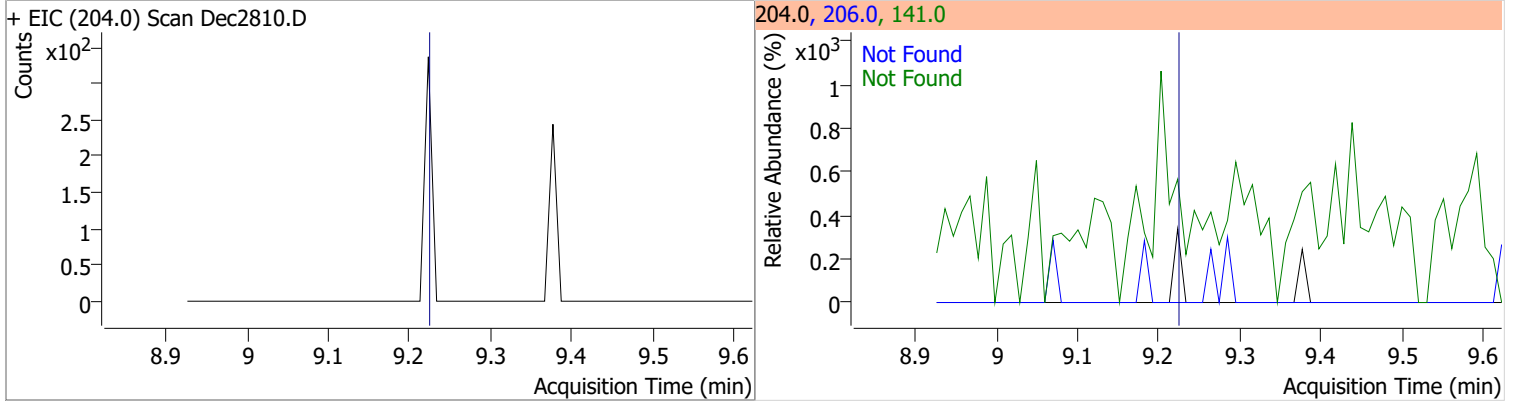
| Compound | Conc. | Exp RT | QIon | Exp Ratio | QIon | Exp Ratio |
|------------------|-------|--------|-------|-----------|-------|-----------|
| Diethylphthalate | N.D. | 9.14 | 177.0 | 19.4 | 150.0 | 12.3 |



| Compound | Conc. | Exp RT | QIon | Exp Ratio | QIon | Exp Ratio |
|----------|-------|--------|-------|-----------|-------|-----------|
| Fluorene | N.D. | 9.18 | 165.0 | 88.8 | 167.0 | 12.9 |

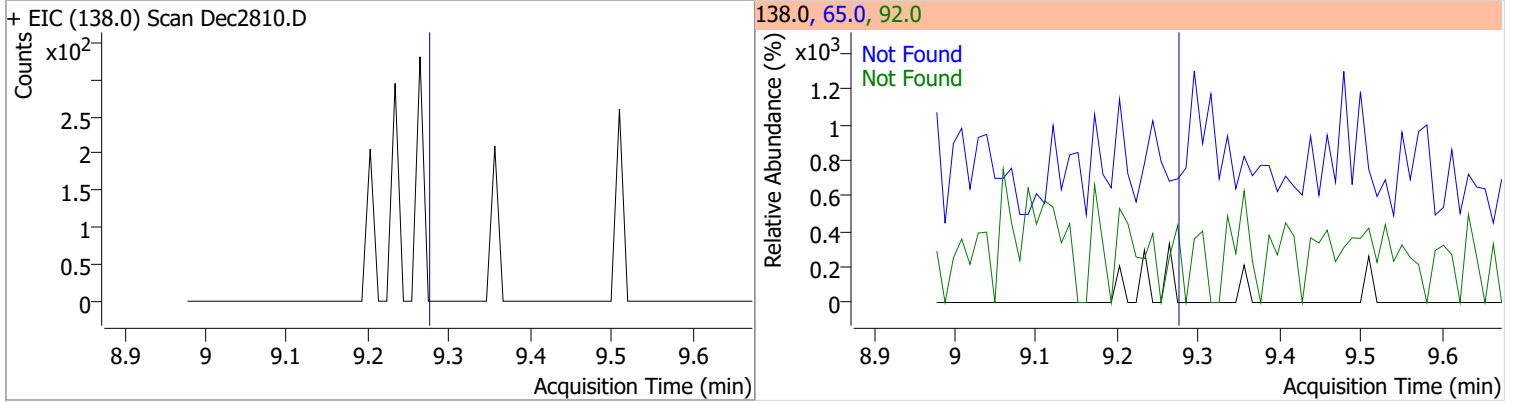


| Compound | Conc. | Exp RT | QIon | Exp Ratio | QIon | Exp Ratio |
|----------------------------|-------|--------|-------|-----------|-------|-----------|
| 4-Chlorophenyl-phenylether | N.D. | 9.22 | 141.0 | 65.7 | 206.0 | 32.4 |

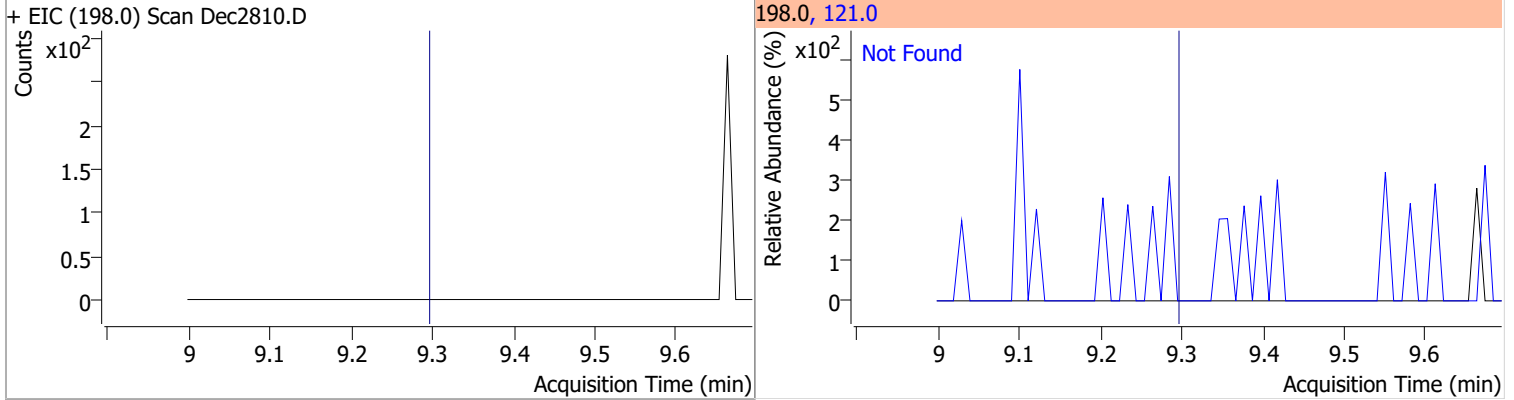


Quantitation Results Report (QT Reviewed)

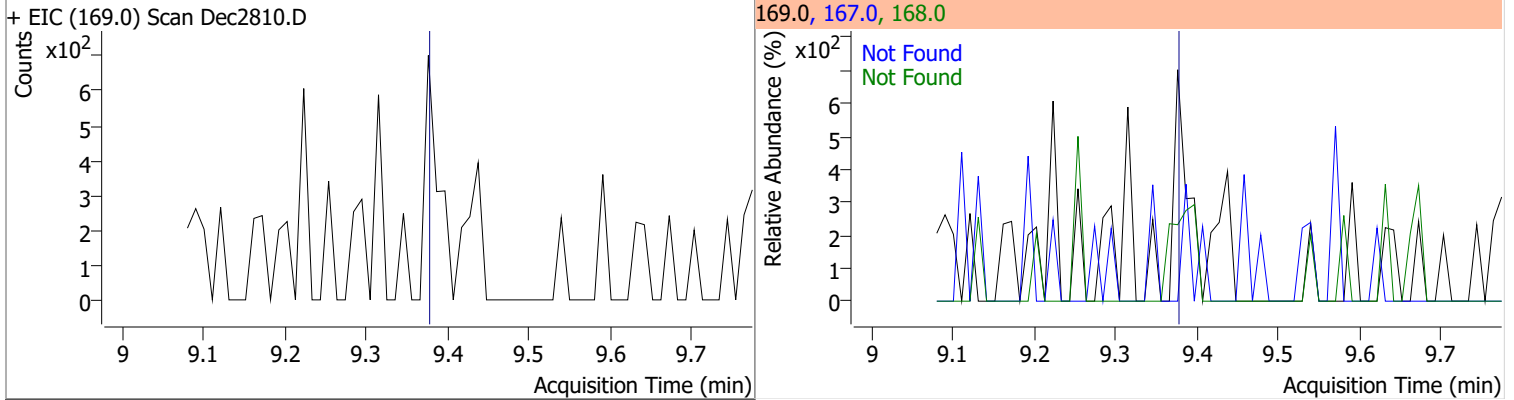
| Compound | Conc. | Exp RT | QIon | Exp Ratio | QIon | Exp Ratio |
|----------------|-------|--------|------|-----------|------|-----------|
| 4-Nitroaniline | N.D. | 9.27 | 65.0 | 131.3 | 92.0 | 49.5 |



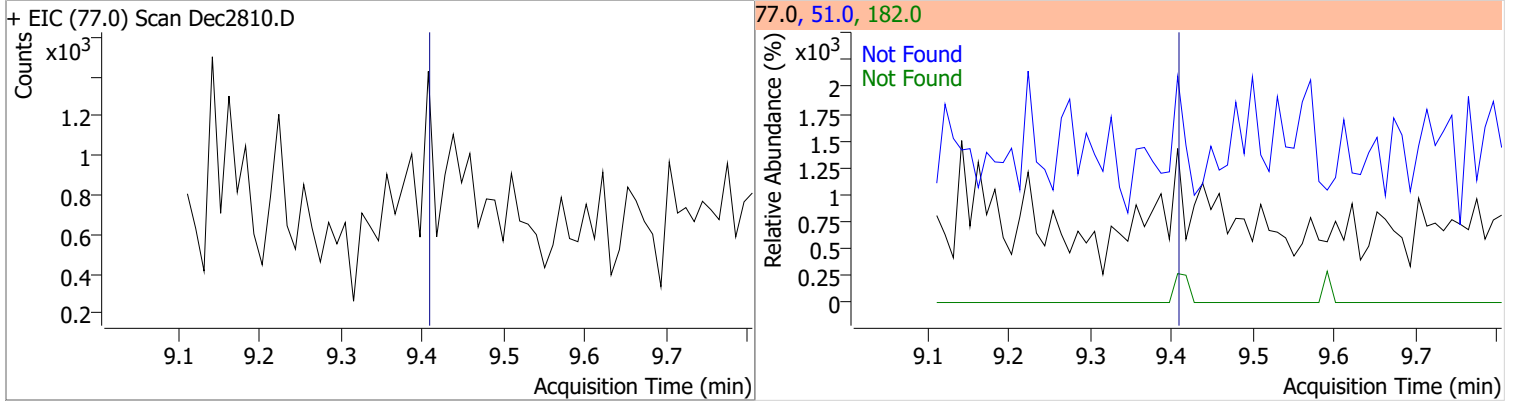
| Compound | Conc. | Exp RT | QIon | Exp Ratio |
|----------------------------|-------|--------|-------|-----------|
| 4,6-Dinitro-2-methylphenol | N.D. | 9.29 | 121.0 | 52.9 |



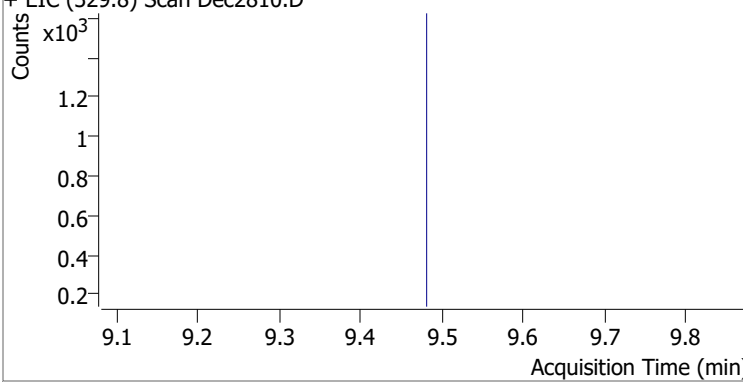
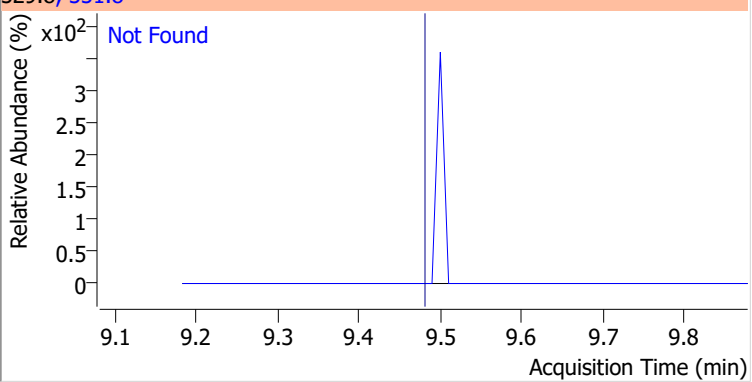
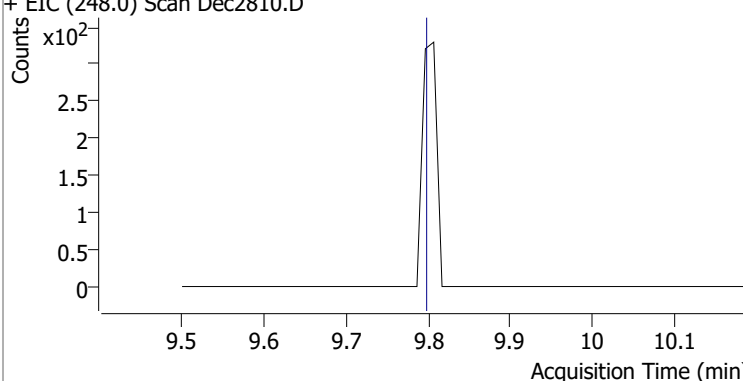
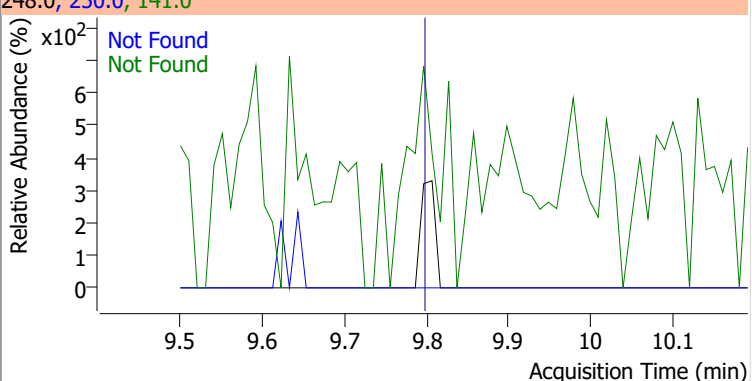
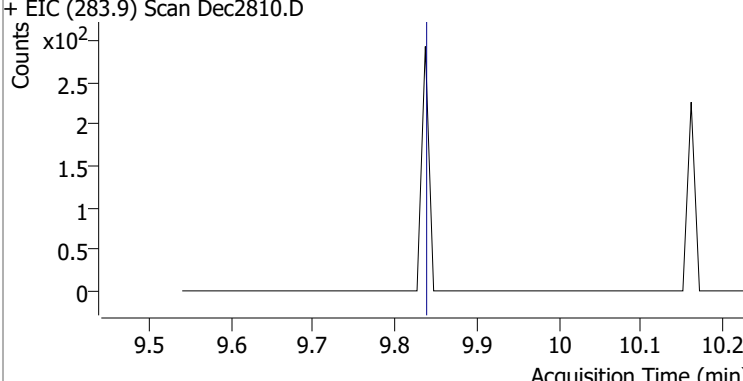
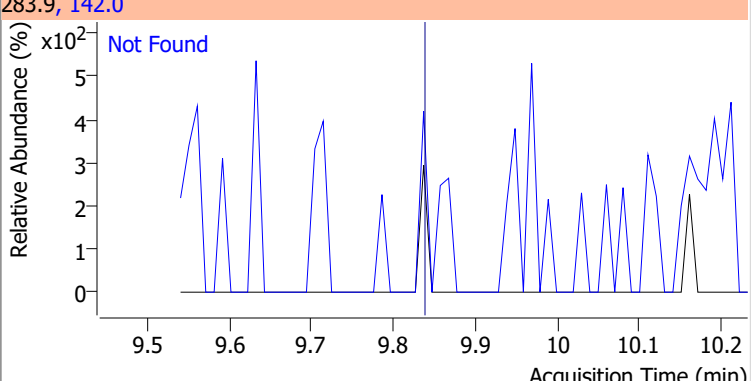
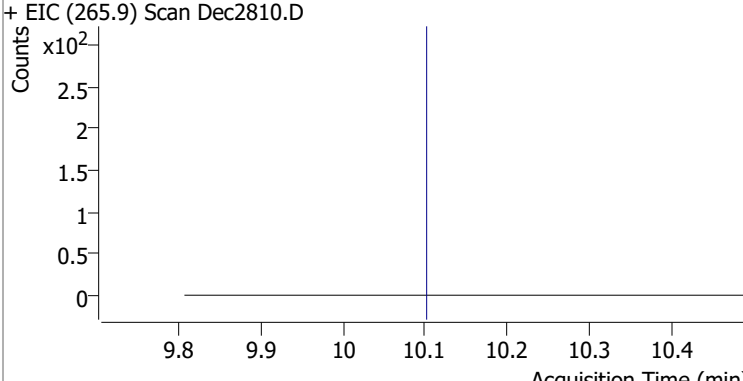
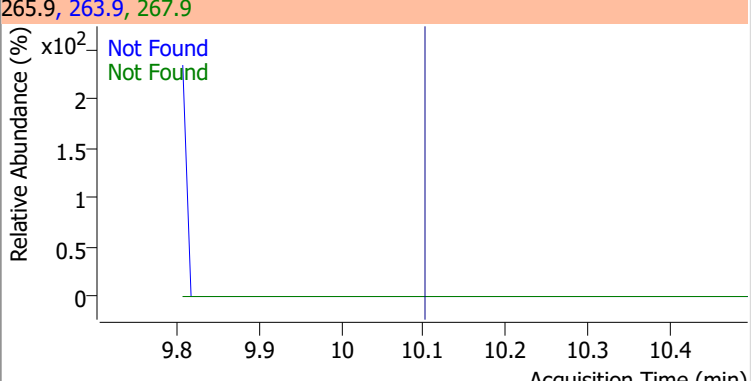
| Compound | Conc. | Exp RT | QIon | Exp Ratio | QIon | Exp Ratio |
|------------------------|-------|--------|-------|-----------|-------|-----------|
| N-nitrosodiphenylamine | N.D. | 9.38 | 168.0 | 66.6 | 167.0 | 35.0 |



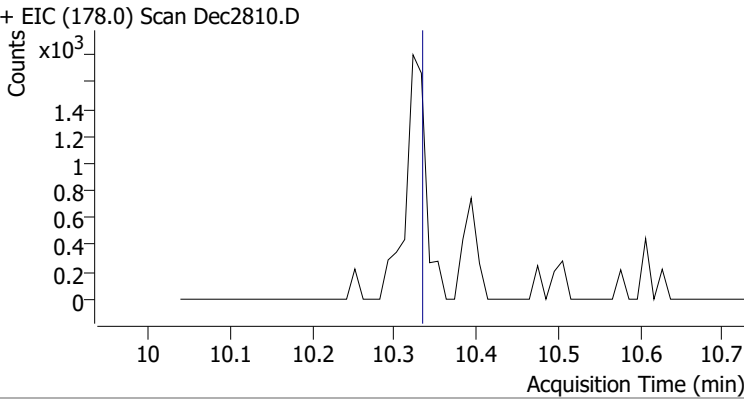
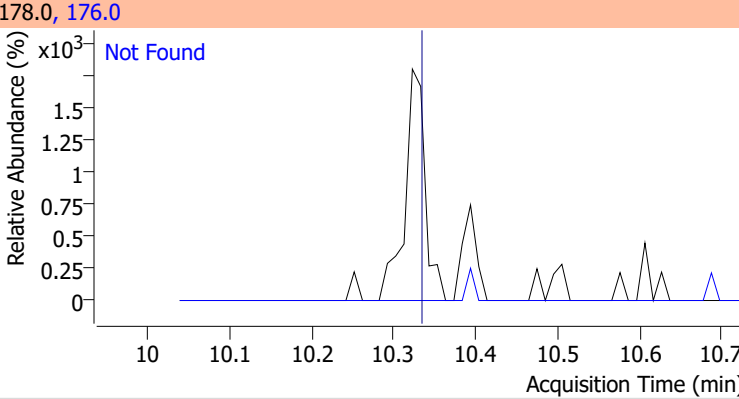
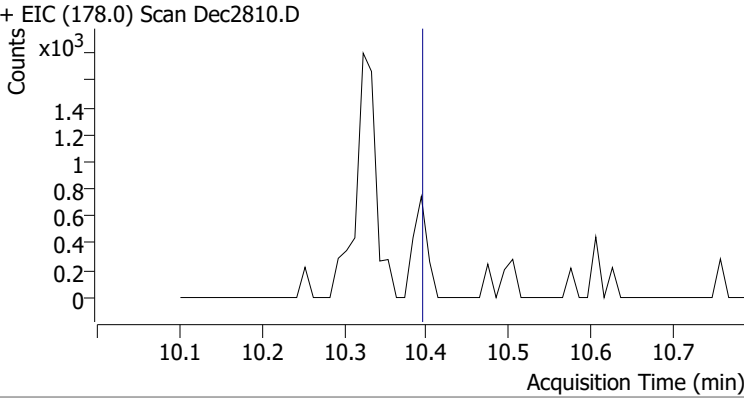
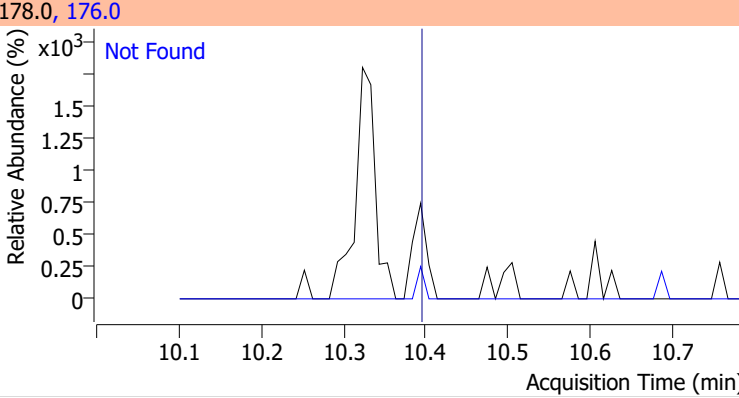
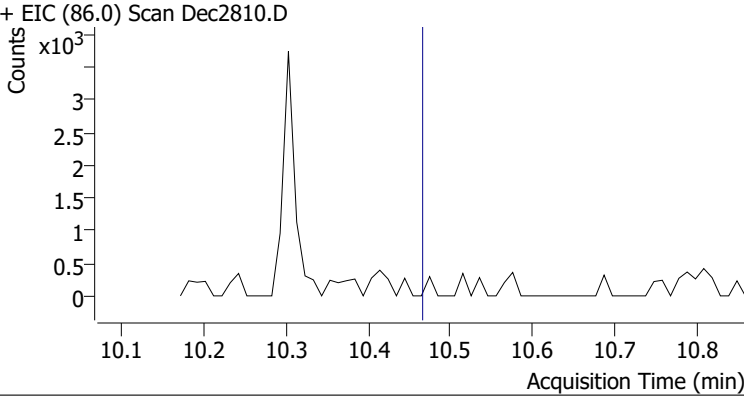
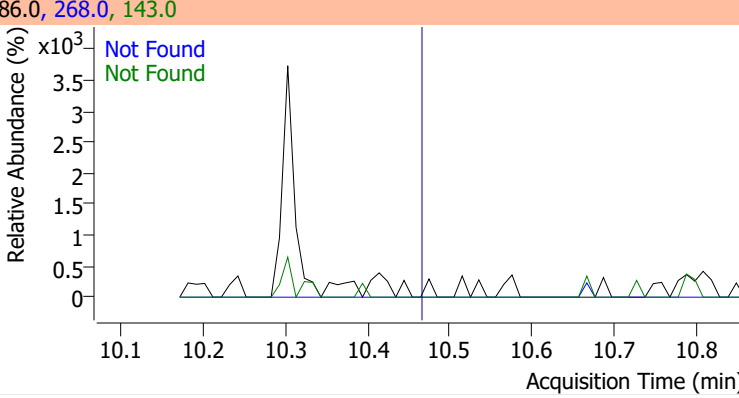
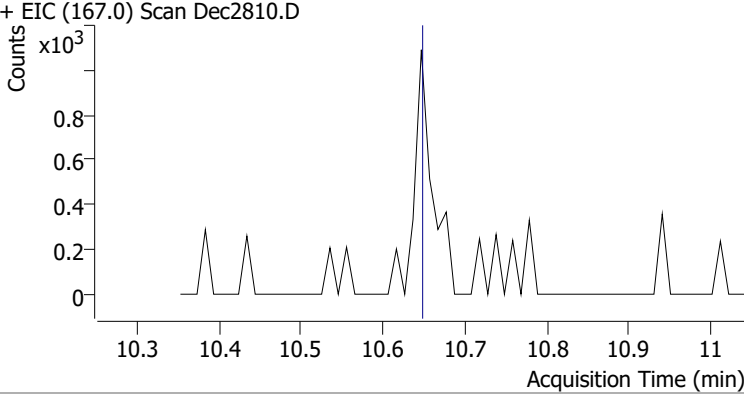
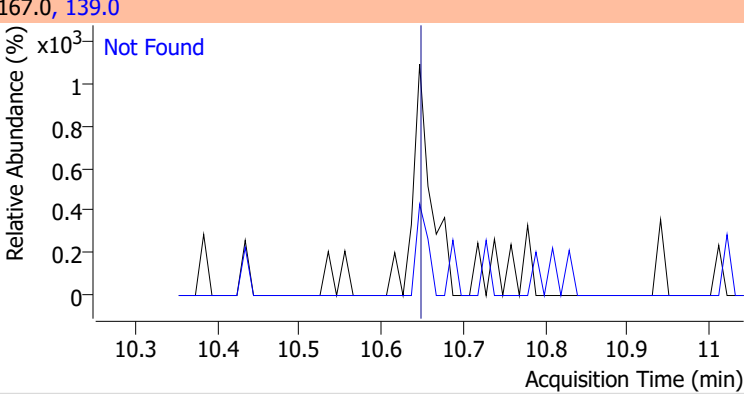
| Compound | Conc. | Exp RT | QIon | Exp Ratio | QIon | Exp Ratio |
|------------|-------|--------|------|-----------|-------|-----------|
| Azobenzene | N.D. | 9.41 | 51.0 | 49.7 | 182.0 | 23.1 |



Quantitation Results Report (QT Reviewed)

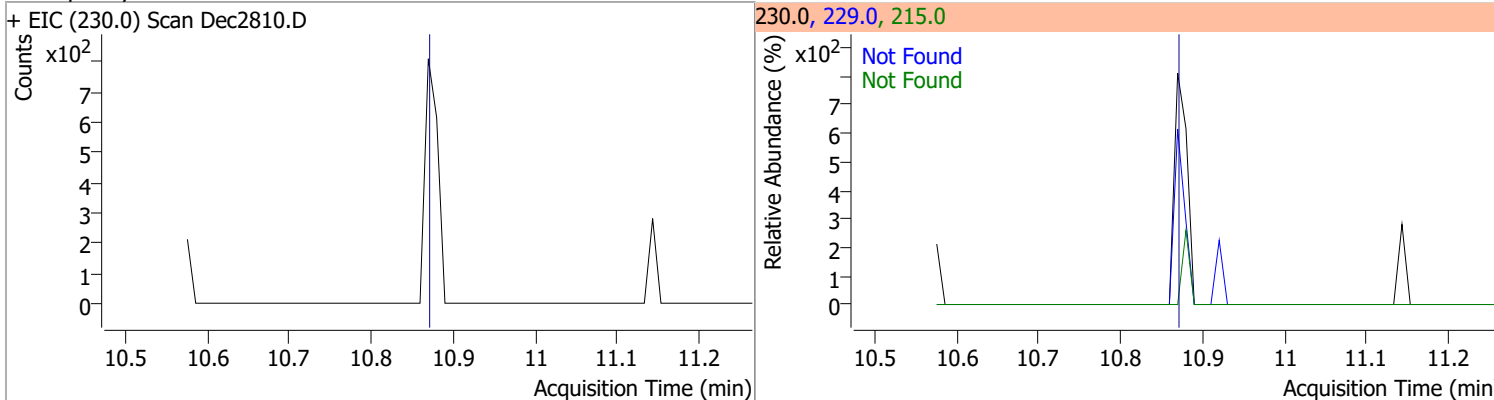
| Compound | Conc. | Exp RT | QIon | Exp Ratio | | |
|--|-------|--------|--|-----------|-------|------|
| 2,4,6-Tribromophenol | N.D. | 9.48 | 331.8 | 96.4 | | |
| + EIC (329.8) Scan Dec2810.D | | | 329.8, 331.8 | | | |
|  | | |  | | | |
| 4-Bromophenyl-phenylether | N.D. | 9.80 | 141.0 | 109.8 | 250.0 | 97.9 |
| + EIC (248.0) Scan Dec2810.D | | | 248.0, 250.0, 141.0 | | | |
|  | | |  | | | |
| Hexachlorobenzene | N.D. | 9.84 | 142.0 | 64.6 | | |
| + EIC (283.9) Scan Dec2810.D | | | 283.9, 142.0 | | | |
|  | | |  | | | |
| Pentachlorophenol | N.D. | 10.10 | 263.9 | 62.0 | 267.9 | 61.9 |
| + EIC (265.9) Scan Dec2810.D | | | 265.9, 263.9, 267.9 | | | |
|  | | |  | | | |

Quantitation Results Report (QT Reviewed)

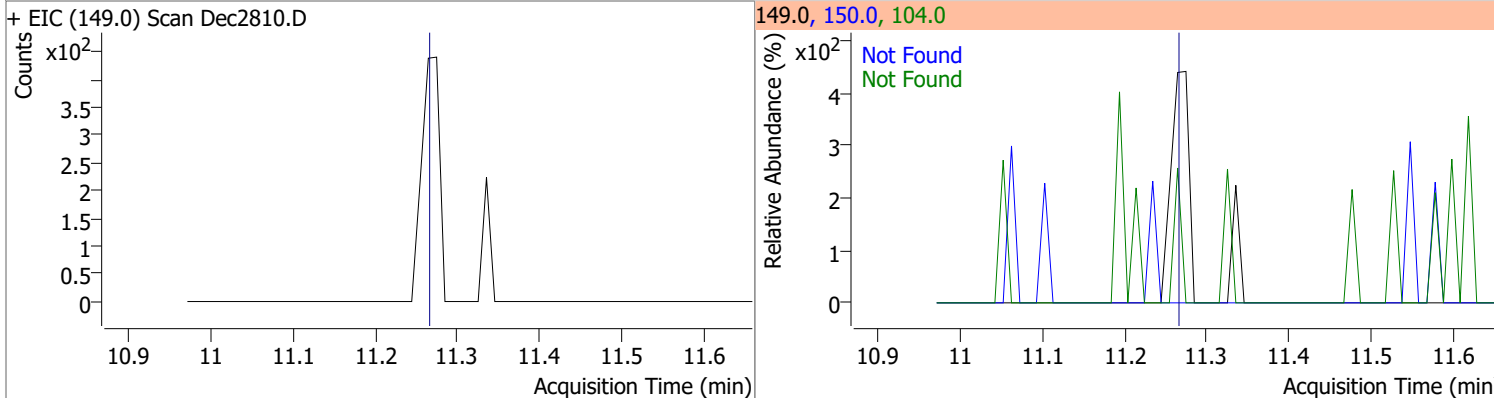
| Compound | Conc. | Exp RT | QIon | Exp Ratio | | |
|--|-------|--------|--|-----------|-------|-----------|
| Phenanthrene | N.D. | 10.33 | 176.0 | 19.7 | | |
| + EIC (178.0) Scan Dec2810.D  | | | 178.0, 176.0  | | | |
| Anthracene | N.D. | 10.39 | 176.0 | 18.3 | | |
| + EIC (178.0) Scan Dec2810.D  | | | 178.0, 176.0  | | | |
| Triallate | N.D. | 10.46 | 143.0 | 22.0 | QIon | Exp Ratio |
| | | | | | 268.0 | 18.2 |
| + EIC (86.0) Scan Dec2810.D  | | | 86.0, 268.0, 143.0  | | | |
| Carbazole | N.D. | 10.65 | 139.0 | 13.0 | | |
| + EIC (167.0) Scan Dec2810.D  | | | 167.0, 139.0  | | | |

Quantitation Results Report (QT Reviewed)

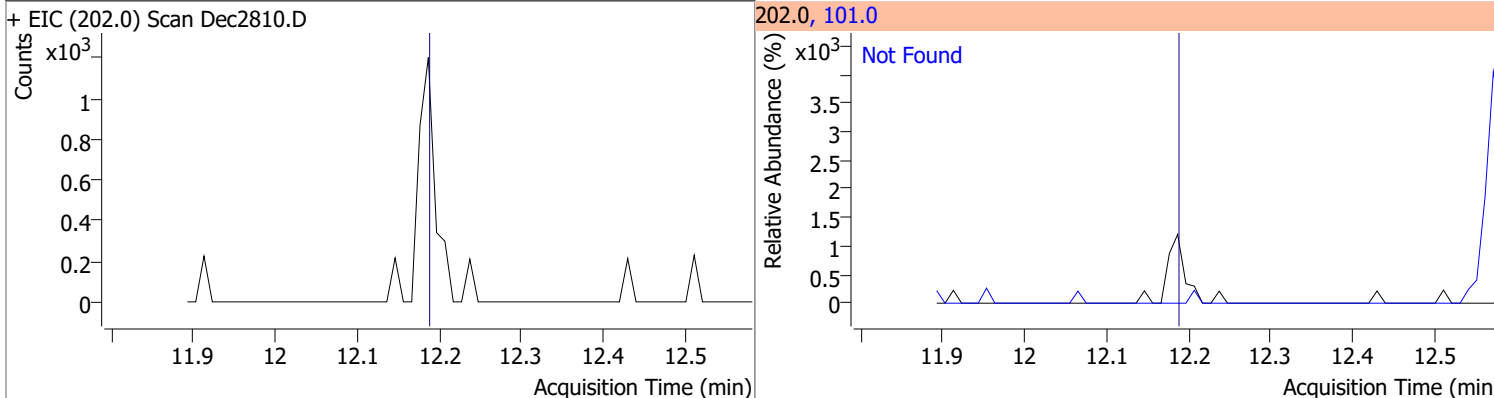
| Compound | Conc. | Exp RT | QIon | Exp Ratio | QIon | Exp Ratio |
|-------------|-------|--------|-------|-----------|-------|-----------|
| o-Terphenyl | N.D. | 10.87 | 229.0 | 67.7 | 215.0 | 38.2 |



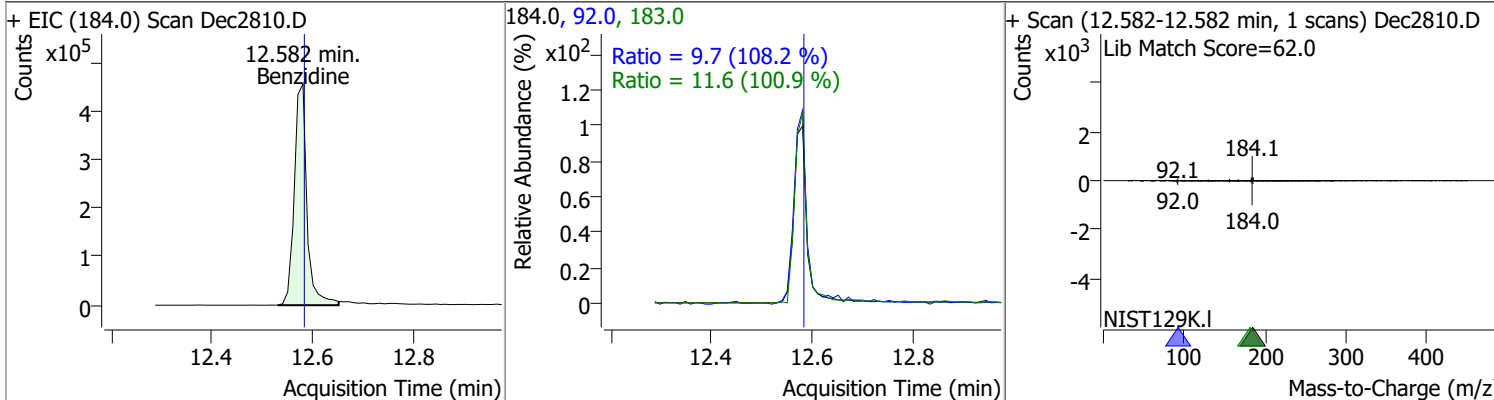
| Compound | Conc. | Exp RT | QIon | Exp Ratio | QIon | Exp Ratio |
|---------------------|-------|--------|-------|-----------|-------|-----------|
| Di-n-Butylphthalate | N.D. | 11.26 | 150.0 | 9.1 | 104.0 | 6.2 |



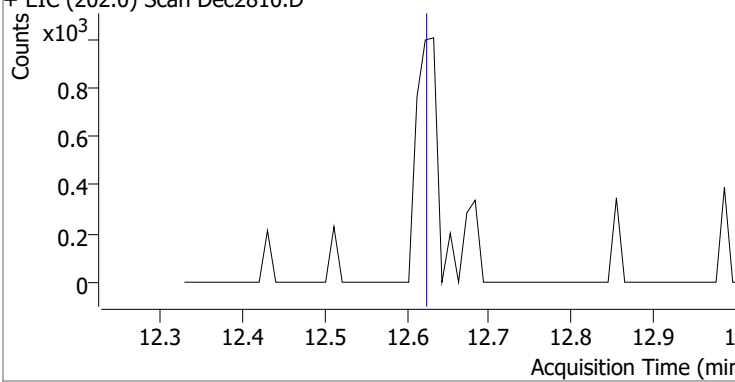
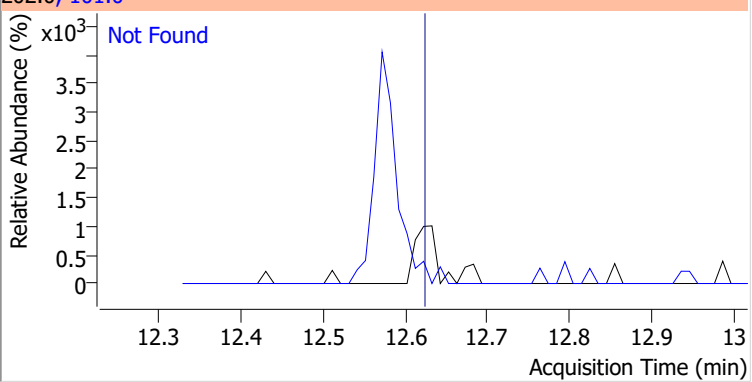
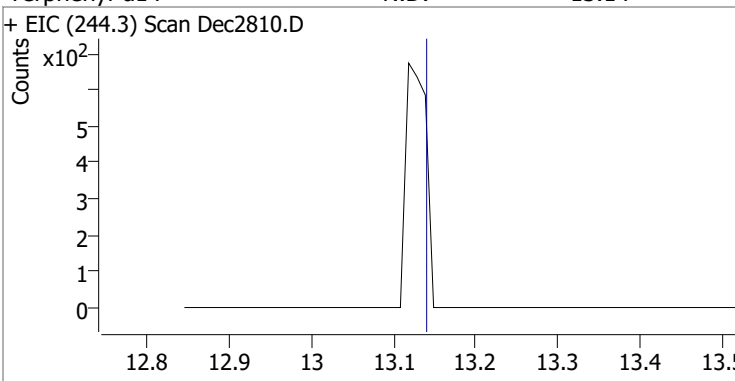
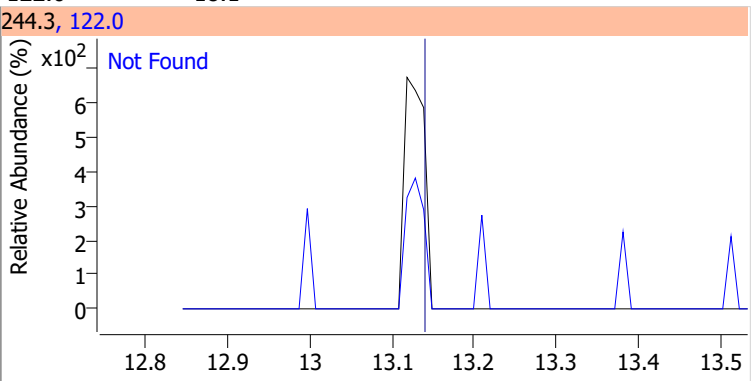
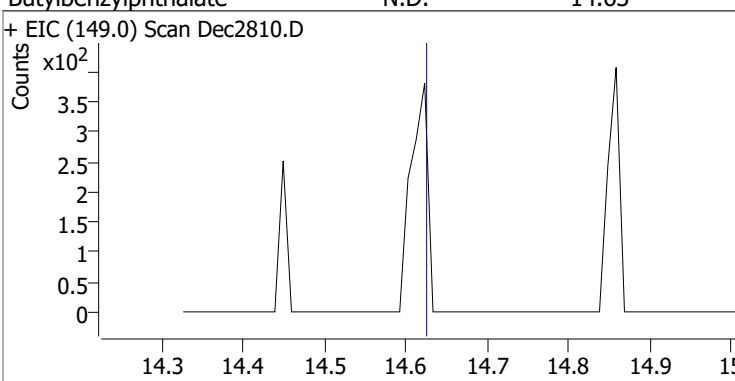
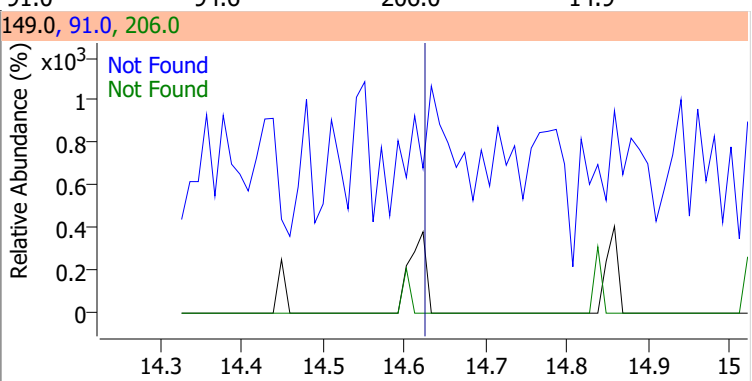
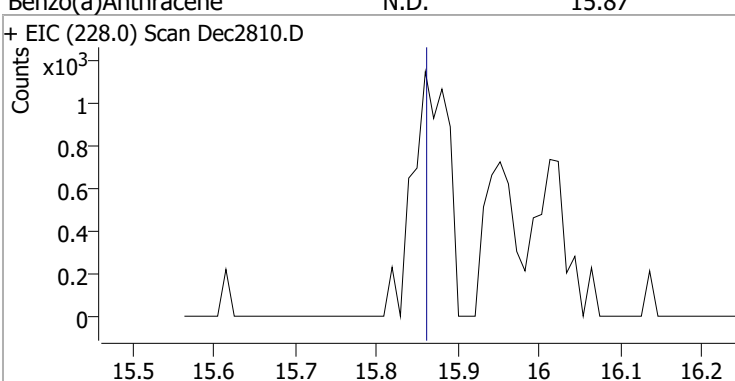
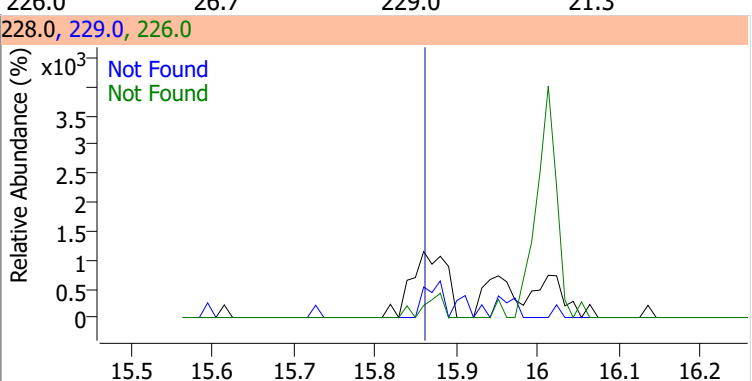
| Compound | Conc. | Exp RT | QIon | Exp Ratio |
|--------------|-------|--------|-------|-----------|
| Fluoranthene | N.D. | 12.19 | 101.0 | 15.0 |



| Compound | Conc. | RT | Dev(Min) | Resp. | QIon | QRatio | Lower | Upper |
|-----------|----------|-------|----------|--------|-------|--------|-------|-------|
| Benzidine | 102.0761 | 12.58 | 0.00 | 795974 | 183.0 | 11.6 | 8.1 | 15.0 |
| | | | | | 92.0 | 9.7 | 6.3 | 11.7 |

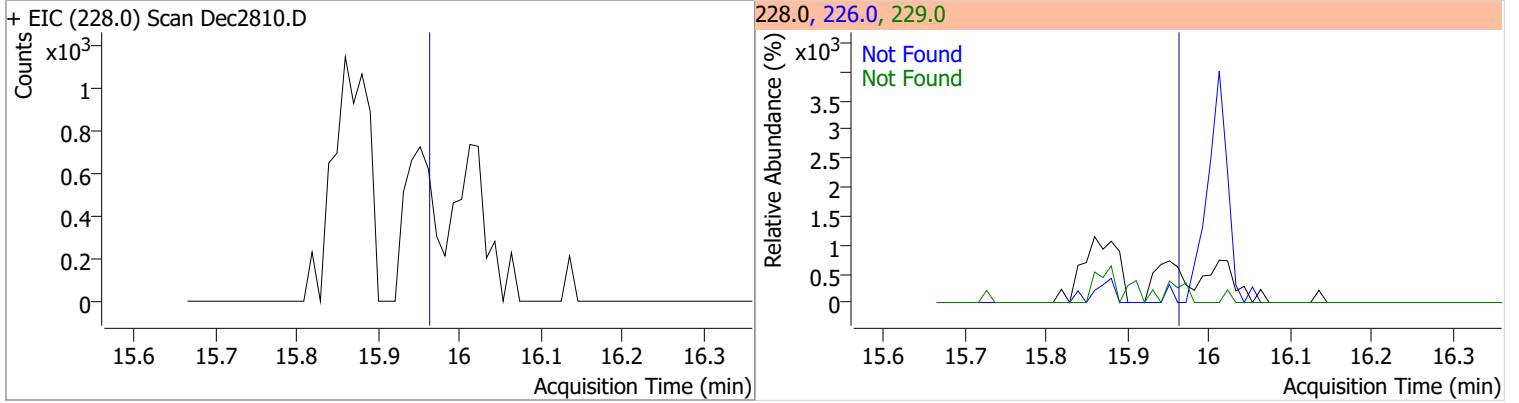


Quantitation Results Report (QT Reviewed)

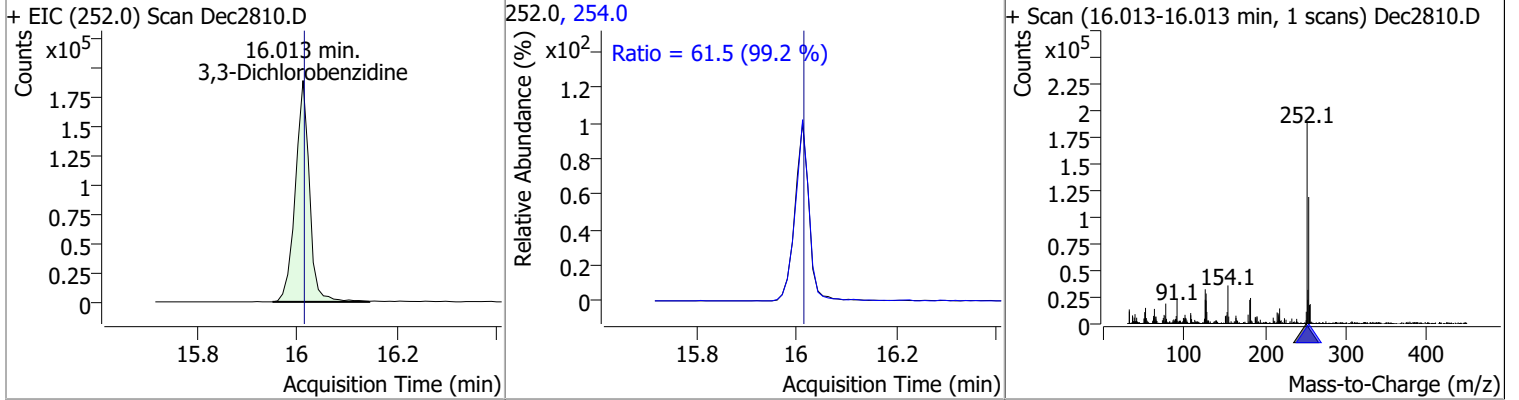
| Compound | Conc. | Exp RT | QIon | Exp Ratio | | |
|--|-------|--------|--|-----------|-------|-----------|
| Pyrene | N.D. | 12.62 | 101.0 | 18.5 | | |
| + EIC (202.0) Scan Dec2810.D | | | 202.0, 101.0 | | | |
|  | | |  | | | |
| Terphenyl-d14 | N.D. | 13.14 | 122.0 | 18.1 | | |
| + EIC (244.3) Scan Dec2810.D | | | 244.3, 122.0 | | | |
|  | | |  | | | |
| Butylbenzylphthalate | N.D. | 14.63 | 91.0 | 94.6 | QIon | Exp Ratio |
| | | | | | 206.0 | 14.9 |
| + EIC (149.0) Scan Dec2810.D | | | 149.0, 91.0, 206.0 | | | |
|  | | |  | | | |
| Benzo(a)Anthracene | N.D. | 15.87 | 226.0 | 26.7 | QIon | Exp Ratio |
| | | | | | 229.0 | 21.3 |
| + EIC (228.0) Scan Dec2810.D | | | 228.0, 229.0, 226.0 | | | |
|  | | |  | | | |

Quantitation Results Report (QT Reviewed)

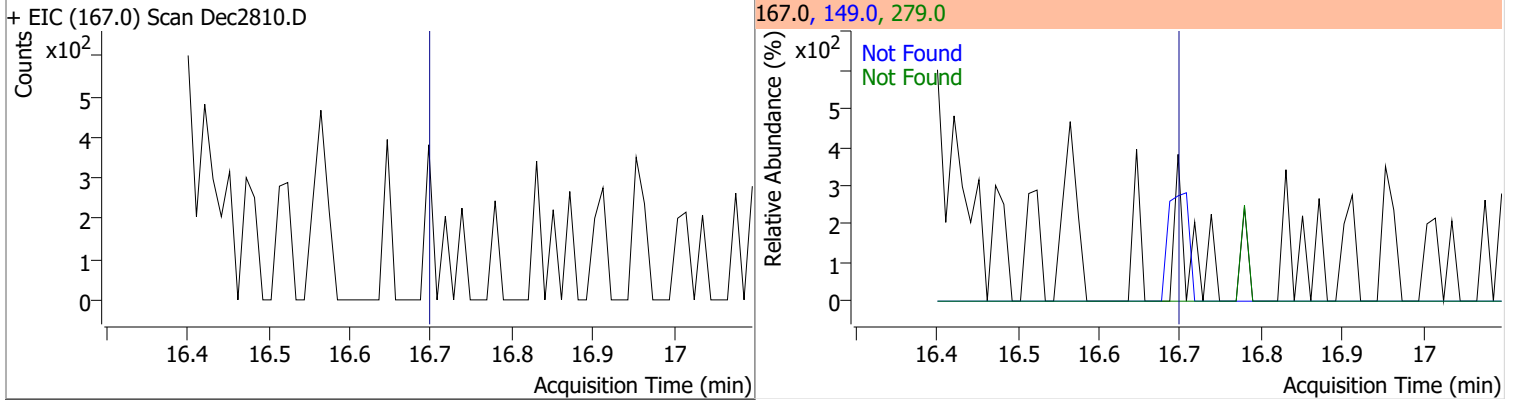
| Compound | Conc. | Exp RT | QIon | Exp Ratio | QIon | Exp Ratio |
|----------|-------|--------|-------|-----------|-------|-----------|
| Chrysene | N.D. | 15.97 | 226.0 | 30.6 | 229.0 | 20.9 |



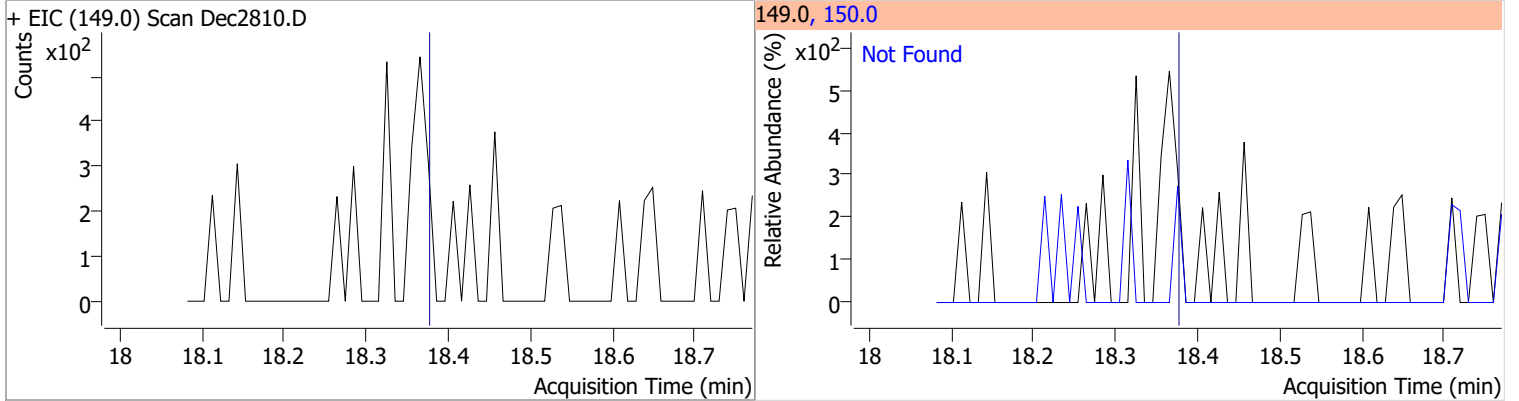
| Compound | Conc. | RT | Dev(Min) | Resp. | QIon | QRatio | Lower | Upper |
|-----------------------|---------|-------|----------|--------|-------|--------|-------|-------|
| 3,3-Dichlorobenzidine | 76.1629 | 16.01 | -0.01 | 370690 | 254.0 | 61.5 | 43.4 | 80.6 |



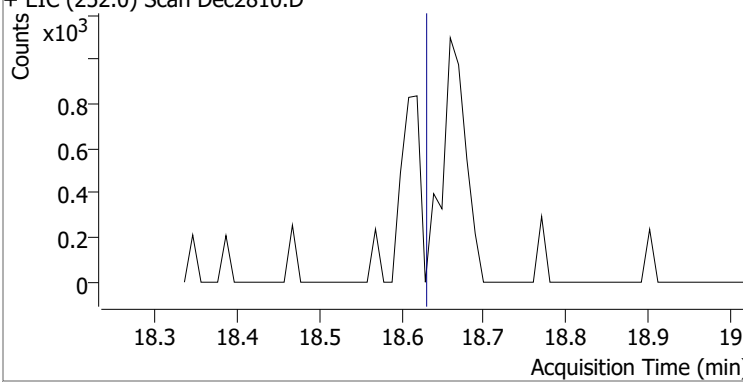
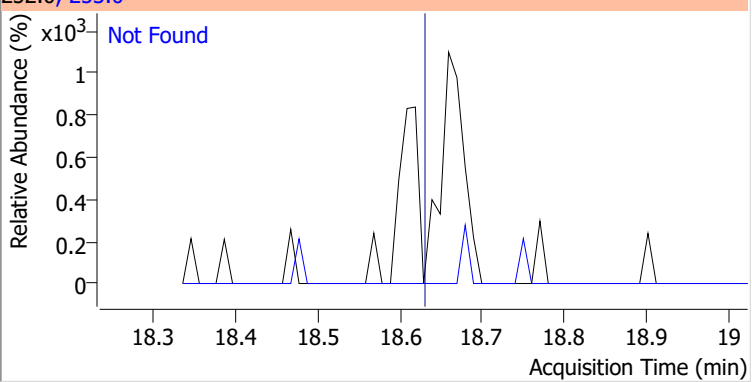
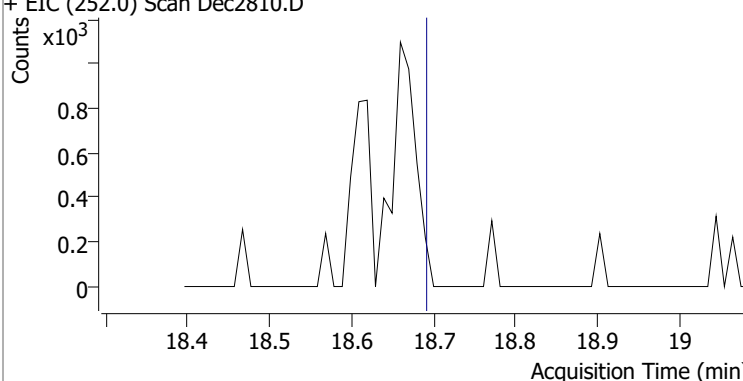
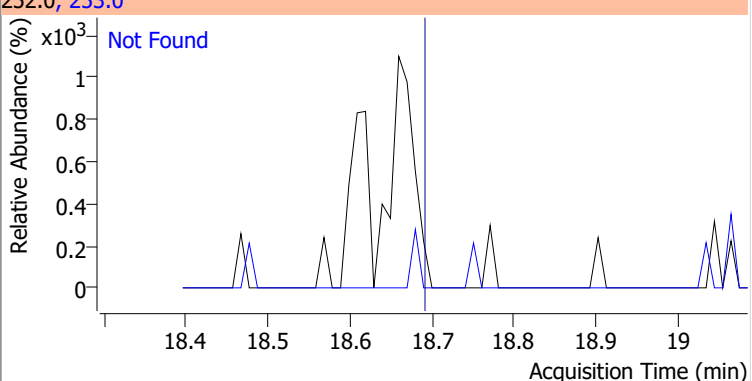
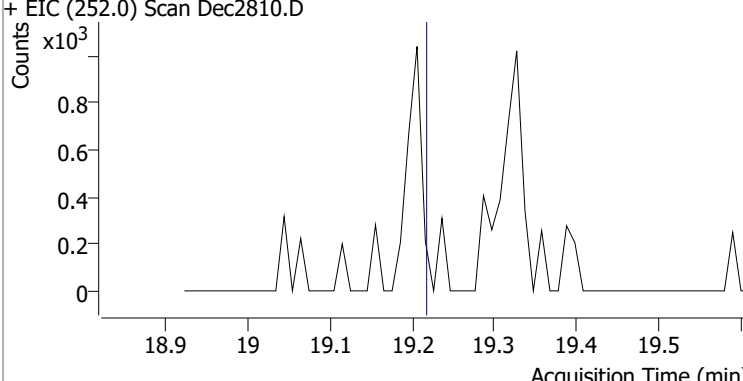
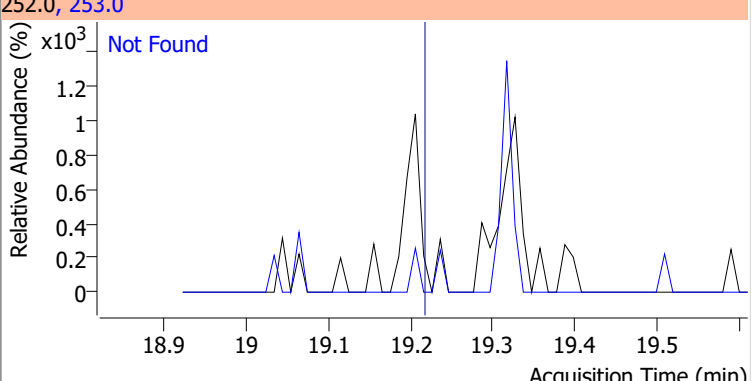
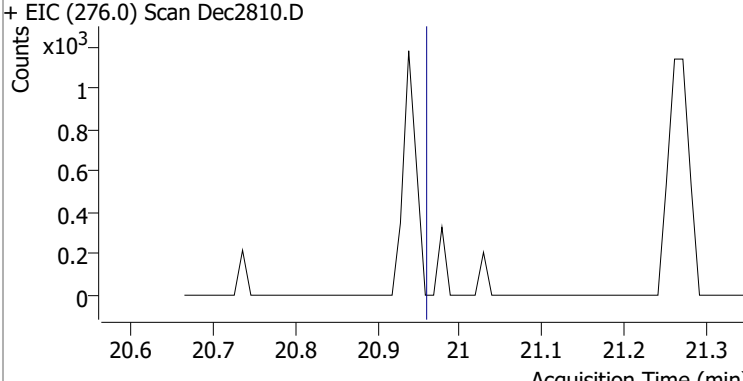
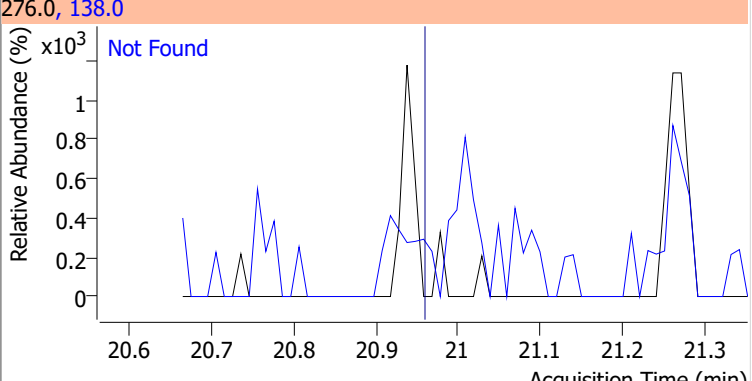
| Compound | Conc. | Exp RT | QIon | Exp Ratio | QIon | Exp Ratio |
|----------------------------|-------|--------|-------|-----------|-------|-----------|
| bis(2-ethylhexyl)Phthalate | N.D. | 16.71 | 149.0 | 421.6 | 279.0 | 11.2 |



| Compound | Conc. | Exp RT | QIon | Exp Ratio |
|----------------------|-------|--------|-------|-----------|
| Di-n-octyl Phthalate | N.D. | 18.38 | 150.0 | 9.7 |

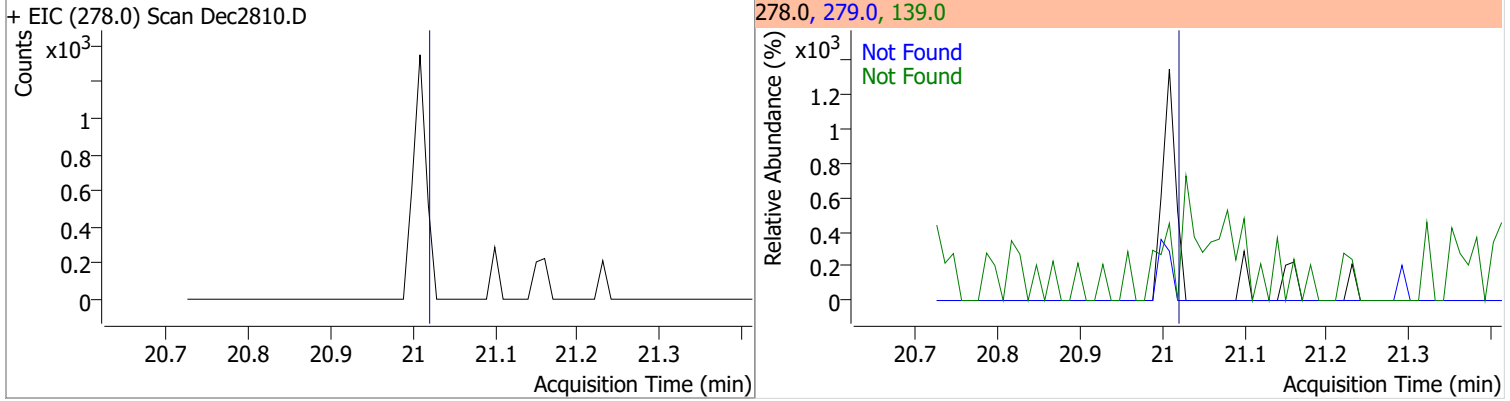


Quantitation Results Report (QT Reviewed)

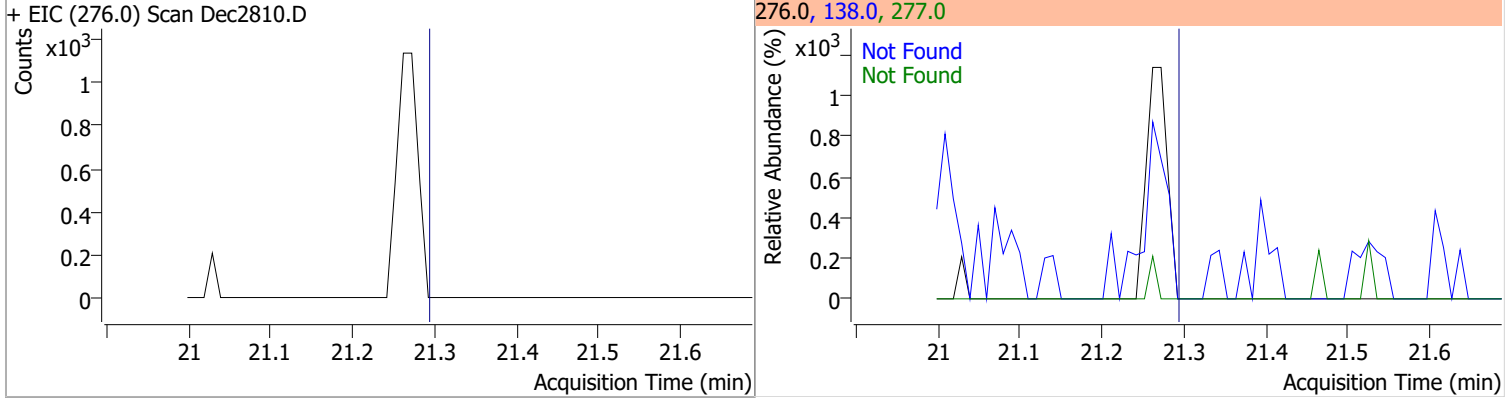
| Compound | Conc. | Exp RT | QIon | Exp Ratio |
|--|--|--------|--------------|-----------|
| Benzo(b)fluoranthene | N.D. | 18.63 | 253.0 | 21.4 |
| + EIC (252.0) Scan Dec2810.D | | | 252.0, 253.0 | |
|  |  | | | |
| Benzo(k)fluoranthene | N.D. | 18.69 | 253.0 | 21.7 |
| + EIC (252.0) Scan Dec2810.D | | | 252.0, 253.0 | |
|  |  | | | |
| Benzo(a)pyrene | N.D. | 19.22 | 253.0 | 22.9 |
| + EIC (252.0) Scan Dec2810.D | | | 252.0, 253.0 | |
|  |  | | | |
| Indeno(1,2,3-c,d)pyrene | N.D. | 20.96 | 138.0 | 39.1 |
| + EIC (276.0) Scan Dec2810.D | | | 276.0, 138.0 | |
|  |  | | | |

Quantitation Results Report (QT Reviewed)

| Compound | Conc. | Exp RT | QIon | Exp Ratio | QIon | Exp Ratio |
|------------------------|-------|--------|-------|-----------|-------|-----------|
| Dibenzo(a,h)anthracene | N.D. | 21.02 | 139.0 | 30.6 | 279.0 | 24.6 |



| Compound | Conc. | Exp RT | QIon | Exp Ratio | QIon | Exp Ratio |
|----------------------|-------|--------|-------|-----------|-------|-----------|
| Benzo(g,h,i)perylene | N.D. | 21.29 | 138.0 | 41.5 | 277.0 | 23.8 |



Audit Trail report

Batch name and path: \\MASSHUNTER\Org\Data\SV5973N.I\sd122821\1 DOD bna\QuantResults\122821 bna 1 CAL.batch.bin
Quant batch version: 10.0
Quant reporting version: 10.0

| Name | User | Time | Action | Reason | Comment | Succeed | Exception |
|------------------------------|---------------|-----------------------|---|--------|---------|---------|-----------|
| CmdNewBatchTable | BL2000\jheine | 12/29/2021 5:16:25 PM | Create new batch \\MASSHUNTER\Org\Data\SV5973N.I\sd122821\1 DOD bna\122821 bna 1 CAL.batch.bin | | | ✓ | |
| CmdImportSamplesFromWorklist | BL2000\jheine | 12/29/2021 5:17:52 PM | Add samples from worklist: \\MASSHUNTER\Org\Data\SV5973N.I\sd122821\1 DOD bna\Dec2810.D, \\MASSHUNTER\Org\Data\SV5973N.I\sd122821\1 DOD bna\Dec2809.D, \\MASSHUNTER\Org\Data\SV5973N.I\sd122821\1 DOD bna\Dec2808.D, \\MASSHUNTER\Org\Data\SV5973N.I\sd122821\1 DOD bna\Dec2807.D, \\MASSHUNTER\Org\Data\SV5973N.I\sd122821\1 DOD bna\Dec2806.D, \\MASSHUNTER\Org\Data\SV5973N.I\sd122821\1 DOD bna\Dec2805.D, \\MASSHUNTER\Org\Data\SV5973N.I\sd122821\1 DOD bna\Dec2804.D, \\MASSHUNTER\Org\Data\SV5973N.I\sd122821\1 DOD bna\Dec2803.D, \\MASSHUNTER\Org\Data\SV5973N.I\sd122821\1 DOD bna\Dec2802.D, \\MASSHUNTER\Org\Data\SV5973N.I\sd122821\1 DOD bna\Dec2801.D | | | ✓ | |
| CmdSetSampleAttribute | BL2000\jheine | 12/29/2021 5:18:01 PM | Set SampleType = TuneCheck for sample Dec2801.D; previous value = Sample | | | ✓ | |
| CmdStartMethodEditing | BL2000\jheine | 12/29/2021 5:19:07 PM | Start method editing | | | ✓ | |
| CmdImportMethodFromBatch | BL2000\jheine | 12/29/2021 5:19:08 PM | Import method from batch \\MASSHUNTER\Org\Data\SV5973N.I\sd122721\1 DoD bna\122721 bna 1.batch.bin | | | ✓ | |
| CmdApplyMethodToAllSamples | BL2000\jheine | 12/29/2021 5:19:22 PM | Apply method to all samples | | | ✓ | |
| CmdMethodClear | BL2000\jheine | 12/29/2021 5:19:23 PM | Clear method | | | ✓ | |
| CmdEndMethodEditing | BL2000\jheine | 12/29/2021 5:19:23 PM | End method editing | | | ✓ | |
| CmdQuantitate | BL2000\jheine | 12/29/2021 5:19:55 PM | Quantitate all compounds in all samples | | | ✓ | |
| CmdSetSampleAttribute | BL2000\jheine | 12/29/2021 5:20:46 PM | Set SampleType = Calibration for sample Dec2802.D; previous value = Sample | | | ✓ | |
| CmdSetSampleAttribute | BL2000\jheine | 12/29/2021 5:20:53 PM | Set SampleType = Calibration for sample Dec2803.D; previous value = Sample | | | ✓ | |
| CmdSetSampleAttribute | BL2000\jheine | 12/29/2021 5:21:01 PM | Set SampleType = Calibration for sample Dec2804.D; previous value = Sample | | | ✓ | |

Audit Trail report

| Name | User | Time | Action | Reason | Comment | Succeed | Exception |
|------------------------------------|---------------|-----------------------|--|--------|---------|---------|-----------|
| CmdSetSampleAttribute | BL2000\jheine | 12/29/2021 5:21:17 PM | Set SampleType = Calibration for sample Dec2805.D; previous value = Sample | | | ✓ | |
| CmdSetSampleAttribute | BL2000\jheine | 12/29/2021 5:21:25 PM | Set SampleType = Calibration for sample Dec2806.D; previous value = Sample | | | ✓ | |
| CmdSetSampleAttribute | BL2000\jheine | 12/29/2021 5:21:34 PM | Set SampleType = Calibration for sample Dec2807.D; previous value = Sample | | | ✓ | |
| CmdSetSampleAttribute | BL2000\jheine | 12/29/2021 5:21:42 PM | Set SampleType = Calibration for sample Dec2808.D; previous value = Sample | | | ✓ | |
| CmdSetSampleAttribute | BL2000\jheine | 12/29/2021 5:21:50 PM | Set SampleType = Calibration for sample Dec2809.D; previous value = Sample | | | ✓ | |
| CmdSetSampleAttribute | BL2000\jheine | 12/29/2021 5:21:59 PM | Set SampleType = QC for sample Dec2809.D; previous value = Calibration | | | ✓ | |
| CmdSetSampleAttribute | BL2000\jheine | 12/29/2021 5:22:11 PM | Set LevelName = ICV for sample Dec2809.D; previous value = | | | ✓ | |
| CmdSetSampleAttribute | BL2000\jheine | 12/29/2021 5:22:20 PM | Set LevelName = 1 for sample Dec2808.D; previous value = | | | ✓ | |
| CmdSetSampleAttribute | BL2000\jheine | 12/29/2021 5:22:28 PM | Set LevelName = 2 for sample Dec2807.D; previous value = | | | ✓ | |
| CmdSetSampleAttribute | BL2000\jheine | 12/29/2021 5:22:37 PM | Set LevelName = 3 for sample Dec2806.D; previous value = | | | ✓ | |
| CmdSetSampleAttribute | BL2000\jheine | 12/29/2021 5:22:49 PM | Set LevelName = 4 for sample Dec2805.D; previous value = | | | ✓ | |
| CmdSetSampleAttribute | BL2000\jheine | 12/29/2021 5:22:58 PM | Set LevelName = 5 for sample Dec2804.D; previous value = | | | ✓ | |
| CmdSetSampleAttribute | BL2000\jheine | 12/29/2021 5:23:07 PM | Set LevelName = 6 for sample Dec2803.D; previous value = | | | ✓ | |
| CmdSetSampleAttribute | BL2000\jheine | 12/29/2021 5:23:15 PM | Set LevelName = 7 for sample Dec2802.D; previous value = | | | ✓ | |
| CmdQuantitate | BL2000\jheine | 12/29/2021 5:23:41 PM | Quantitate all compounds in all samples | | | ✓ | |
| CmdManuallyIntegrate QualifierPeak | BL2000\jheine | 12/29/2021 5:25:39 PM | Manually integrate qualifier 66.0 of compound Aniline in sample Dec2805.D, from x, y = 4.634, 927 to 4.685, 43181, result = 392364; previous integration is from x, y = 4.634, 927 to 4.766, 1294 and previous response = 803016. | | | ✓ | |
| CmdManuallyIntegrate DropBaseline | BL2000\jheine | 12/29/2021 5:25:40 PM | Drop baseline for qualifier 66.0 of compound Aniline in sample Dec2805.D to y = 927, new integration is from x, y = 4.634, 927 to 4.685, 927 and new response = 456950; previous integration is from x, y = 4.634, 927 to 4.685, 43181 and previous response = 392364. | | | ✓ | |

Audit Trail report

| Name | User | Time | Action | Reason | Comment | Succeed | Exception |
|-----------------------------------|---------------|-----------------------|--|--------|---------|---------|-----------|
| CmdManuallyIntegrateQualifierPeak | BL2000\jheine | 12/29/2021 5:25:44 PM | Manually integrate qualifier 65.0 of compound Aniline in sample Dec2805.D, from x, y = 4.635, 1376 to 4.685, 30443, result = 210882; previous integration is from x, y = 4.635, 1376 to 4.726, 1560 and previous response = 509161. | | | ✓ | |
| CmdManuallyIntegrateDropBaseline | BL2000\jheine | 12/29/2021 5:25:46 PM | Drop baseline for qualifier 65.0 of compound Aniline in sample Dec2805.D to y = 1376, new integration is from x, y = 4.635, 1376 to 4.685, 1376 and new response = 254018; previous integration is from x, y = 4.635, 1376 to 4.685, 30443 and previous response = 210882. | | | ✓ | |
| CmdManuallyIntegrateQualifierPeak | BL2000\jheine | 12/29/2021 5:26:02 PM | Manually integrate qualifier 66.0 of compound Phenol in sample Dec2805.D, from x, y = 4.685, 32636 to 4.766, 1291, result = 270424; previous integration is from x, y = 4.634, 926 to 4.766, 1291 and previous response = 803029. | | | ✓ | |
| CmdManuallyIntegrateDropBaseline | BL2000\jheine | 12/29/2021 5:26:04 PM | Drop baseline for qualifier 66.0 of compound Phenol in sample Dec2805.D to y = 1291, new integration is from x, y = 4.685, 1291 to 4.766, 1291 and new response = 347250; previous integration is from x, y = 4.685, 32636 to 4.766, 1291 and previous response = 270424. | | | ✓ | |
| CmdManuallyIntegrateQualifierPeak | BL2000\jheine | 12/29/2021 5:26:12 PM | Manually integrate qualifier 64.0 of compound bis(-2-Chloroethyl)Ether in sample Dec2805.D, from x, y = 4.726, 8652 to 4.766, 28133, result = -21410; previous integration is from x, y = 4.634, 466 to 4.715, 547 and previous response = 80632. | | | ✓ | |
| CmdManuallyIntegrateSnapBaseline | BL2000\jheine | 12/29/2021 5:26:15 PM | Snap baseline for qualifier 64.0 of compound bis(-2-Chloroethyl)Ether in sample Dec2805.D from x = 4.726 to x = 4.766, new integration is from x, y = 4.726, 2270 to 4.766, 2571 and new response = 17738; previous integration is from x, y = 4.726, 8652 to 4.766, 28133 and previous response = -21410. | | | ✓ | |
| CmdManuallyIntegrateDropBaseline | BL2000\jheine | 12/29/2021 5:26:16 PM | Drop baseline for qualifier 64.0 of compound bis(-2-Chloroethyl)Ether in sample Dec2805.D to y = 2270, new integration is from x, y = 4.726, 2270 to 4.766, 2270 and new response = 18107; previous integration is from x, y = 4.726, 2270 to 4.766, 2571 and previous response = 17738. | | | ✓ | |

Audit Trail report

| Name | User | Time | Action | Reason | Comment | Succeed | Exception |
|-------------------------------|---------------|-----------------------|---|--------|---------|---------|-----------|
| CmdManuallyIntegrateSplit | BL2000\jheine | 12/29/2021 5:26:29 PM | Split peak for compound 1,3-Dichlorobenzene in sample Dec2805.D and keep left peak, new integration is from x, y = 4.909, 0 to 5.001, 0 and new response = 745868, previous integration is from x, y = 4.909, 0 to 5.093, 0 and previous response = 1474907. | | | ✓ | |
| CmdSetTargetCompoundAttribute | BL2000\jheine | 12/29/2021 5:26:31 PM | Set UserAnnotation = CO for compound 1,3-Dichlorobenzene in sample Dec2805.D; previous value = | | | ✓ | |
| CmdManuallyIntegrateSplit | BL2000\jheine | 12/29/2021 5:26:35 PM | Split qualifier 148.0 of compound 1,3-Dichlorobenzene in sample Dec2805.D and keep left peak, new integration is from x, y = 4.910, 160.983835150488 to 4.991, 253.256360758269 and new response = 471402, previous integration is from x, y = 4.910, 161 to 5.083, 358 and previous response = 922846. | | | ✓ | |
| CmdManuallyIntegrateSplit | BL2000\jheine | 12/29/2021 5:26:37 PM | Split qualifier 111.0 of compound 1,3-Dichlorobenzene in sample Dec2805.D and keep left peak, new integration is from x, y = 4.899, 0 to 4.981, 0 and new response = 293969, previous integration is from x, y = 4.899, 0 to 5.093, 0 and previous response = 566439. | | | ✓ | |
| CmdManuallyIntegrateSplit | BL2000\jheine | 12/29/2021 5:26:45 PM | Split peak for compound 1,4-Dichlorobenzene in sample Dec2805.D and keep right peak, new integration is from x, y = 5.001, 115.288531848643 to 5.093, 176.36555361137 and new response = 728234, previous integration is from x, y = 4.910, 54 to 5.093, 176 and previous response = 1472052. | | | ✓ | |
| CmdManuallyIntegrateSplit | BL2000\jheine | 12/29/2021 5:26:47 PM | Split qualifier 148.0 of compound 1,4-Dichlorobenzene in sample Dec2805.D and keep right peak, new integration is from x, y = 4.991, 152.906121808009 to 5.083, 226.675276031202 and new response = 453087, previous integration is from x, y = 4.910, 88 to 5.083, 227 and previous response = 923864. | | | ✓ | |
| CmdManuallyIntegrateSplit | BL2000\jheine | 12/29/2021 5:26:50 PM | Split qualifier 111.0 of compound 1,4-Dichlorobenzene in sample Dec2805.D and keep right peak, new integration is from x, y = 4.981, 0 to 5.093, 0 and new response = 272471, previous integration is from x, y = 4.899, 0 to 5.093, 0 and previous response = 566439. | | | ✓ | |

Audit Trail report

| Name | User | Time | Action | Reason | Comment | Succeed | Exception |
|-----------------------------------|---------------|-----------------------|--|--------|---------|---------|-----------|
| CmdManuallyIntegratePeak | BL2000\jheine | 12/29/2021 5:26:56 PM | Manually integrate compound 1,2-Dichlorobenzene in sample Dec2805.D, from x, y = 5.155, 27724 to 5.257, 85812, result = 422234; previous integration is from x, y = 4.910, 40 to 5.093, 146 and previous response = 1472286. | | | ✓ | |
| CmdManuallyIntegrateSnapBaseline | BL2000\jheine | 12/29/2021 5:26:58 PM | Snap baseline for compound 1,2-Dichlorobenzene in sample Dec2805.D, from x = 5.155 to x = 5.257, new integration is from x, y = 5.155, 826 to 5.257, 1466 and new response = 763084; previous integration is from x, y = 5.155, 27724 to 5.257, 85812 and previous response = 422234. | | | ✓ | |
| CmdManuallyIntegrateDropBaseline | BL2000\jheine | 12/29/2021 5:26:58 PM | Drop baseline for compound 1,2-Dichlorobenzene in sample Dec2805.D to y = 826, new integration is from x, y = 5.155, 826 to 5.257, 826 and new response = 765045; previous integration is from x, y = 5.155, 826 to 5.257, 1466 and previous response = 763084. | | | ✓ | |
| CmdManuallyIntegrateQualifierPeak | BL2000\jheine | 12/29/2021 5:27:01 PM | Manually integrate qualifier 148.0 of compound 1,2-Dichlorobenzene in sample Dec2805.D from x, y = 5.144, 35086 to 5.226, 72219; result = 218017 | | | ✓ | |
| CmdManuallyIntegrateSnapBaseline | BL2000\jheine | 12/29/2021 5:27:03 PM | Snap baseline for qualifier 148.0 of compound 1,2-Dichlorobenzene in sample Dec2805.D from x = 5.144 to x = 5.226, new integration is from x, y = 5.144, 1015 to 5.226, 1673 and new response = 474433; previous integration is from x, y = 5.144, 35086 to 5.226, 72219 and previous response = 218017. | | | ✓ | |
| CmdManuallyIntegrateDropBaseline | BL2000\jheine | 12/29/2021 5:27:03 PM | Drop baseline for qualifier 148.0 of compound 1,2-Dichlorobenzene in sample Dec2805.D to y = 1015, new integration is from x, y = 5.144, 1015 to 5.226, 1015 and new response = 476046; previous integration is from x, y = 5.144, 1015 to 5.226, 1673 and previous response = 474433. | | | ✓ | |
| CmdManuallyIntegrateQualifierPeak | BL2000\jheine | 12/29/2021 5:27:08 PM | Manually integrate qualifier 111.0 of compound 1,2-Dichlorobenzene in sample Dec2805.D from x, y = 5.155, 12137 to 5.226, 34740; result = 208971 | | | ✓ | |

Audit Trail report

| Name | User | Time | Action | Reason | Comment | Succeed | Exception |
|-----------------------------------|---------------|-----------------------|---|--------|---------|---------|-----------|
| CmdManuallyIntegrateSnapBaseline | BL2000\jheine | 12/29/2021 5:27:09 PM | Snap baseline for qualifier 111.0 of compound 1,2-Dichlorobenzene in sample Dec2805.D from x = 5.155 to x = 5.226, new integration is from x, y = 5.155, 207 to 5.226, 2497 and new response = 303699; previous integration is from x, y = 5.155, 12137 to 5.226, 34740 and previous response = 208971. | | | ✓ | |
| CmdManuallyIntegrateDropBaseline | BL2000\jheine | 12/29/2021 5:27:10 PM | Drop baseline for qualifier 111.0 of compound 1,2-Dichlorobenzene in sample Dec2805.D to y = 207, new integration is from x, y = 5.155, 207 to 5.226, 207 and new response = 308610; previous integration is from x, y = 5.155, 207 to 5.226, 2497 and previous response = 303699. | | | ✓ | |
| CmdManuallyIntegrateQualifierPeak | BL2000\jheine | 12/29/2021 5:27:20 PM | Manually integrate qualifier 107.0 of compound Benzyl Alcohol in sample Dec2805.D from x, y = 5.165, 46824 to 5.246, 91613; result = -75452 | | | ✓ | |
| CmdManuallyIntegrateSnapBaseline | BL2000\jheine | 12/29/2021 5:27:22 PM | Snap baseline for qualifier 107.0 of compound Benzyl Alcohol in sample Dec2805.D from x = 5.165 to x = 5.246, new integration is from x, y = 5.165, 222 to 5.246, 3096 and new response = 255726; previous integration is from x, y = 5.165, 46824 to 5.246, 91613 and previous response = -75452. | | | ✓ | |
| CmdManuallyIntegrateDropBaseline | BL2000\jheine | 12/29/2021 5:27:24 PM | Drop baseline for qualifier 107.0 of compound Benzyl Alcohol in sample Dec2805.D to y = 222, new integration is from x, y = 5.165, 222 to 5.246, 222 and new response = 262770; previous integration is from x, y = 5.165, 222 to 5.246, 3096 and previous response = 255726. | | | ✓ | |
| CmdManuallyIntegrateSplit | BL2000\jheine | 12/29/2021 5:27:41 PM | Split qualifier 77.0 of compound Nitrobenzene in sample Dec2805.D and keep right peak, new integration is from x, y = 5.614, 2730.33243249691 to 5.732, 2471.79732575186 and new response = 380193, previous integration is from x, y = 5.502, 2976 to 5.732, 2472 and previous response = 606779. | | | ✓ | |
| CmdManuallyIntegrateSplit | BL2000\jheine | 12/29/2021 5:27:44 PM | Split qualifier 51.0 of compound Nitrobenzene in sample Dec2805.D and keep right peak, new integration is from x, y = 5.604, 4537.30401493818 to 5.757, 4104.92937988629 and new response = 378191, previous integration is from x, y = 5.483, 4878 to 5.757, 4105 and previous response = 557996. | | | ✓ | |

Audit Trail report

| Name | User | Time | Action | Reason | Comment | Succeed | Exception |
|-----------------------------------|---------------|-----------------------|---|--------|---------|---------|-----------|
| CmdManuallyIntegrateQualifierPeak | BL2000\jheine | 12/29/2021 5:27:53 PM | Manually integrate qualifier 65.0 of compound 2-Nitrophenol in sample Dec2805.D, from x, y = 5.992, 14519 to 6.044, 22502, result = 39739; previous integration is from x, y = 5.928, 2258 to 5.985, 2387 and previous response = 15773. | | | ✓ | |
| CmdManuallyIntegrateSnapBaseline | BL2000\jheine | 12/29/2021 5:27:55 PM | Snap baseline for qualifier 65.0 of compound 2-Nitrophenol in sample Dec2805.D from x = 5.992 to x = 6.044, new integration is from x, y = 5.992, 1843 to 6.044, 3004 and new response = 89303; previous integration is from x, y = 5.992, 14519 to 6.044, 22502 and previous response = 39739. | | | ✓ | |
| CmdManuallyIntegrateDropBaseline | BL2000\jheine | 12/29/2021 5:27:56 PM | Drop baseline for qualifier 65.0 of compound 2-Nitrophenol in sample Dec2805.D to y = 1843, new integration is from x, y = 5.992, 1843 to 6.044, 1843 and new response = 91091; previous integration is from x, y = 5.992, 1843 to 6.044, 3004 and previous response = 89303. | | | ✓ | |
| CmdManuallyIntegrateSplit | BL2000\jheine | 12/29/2021 5:28:12 PM | Split peak for compound Naphthalene in sample Dec2805.D and keep left peak, new integration is from x, y = 6.434, 1090.01900408202 to 6.496, 1291.0007778662 and new response = 1800978, previous integration is from x, y = 6.434, 1090 to 6.537, 1425 and previous response = 2272132. | | | ✓ | |
| CmdManuallyIntegrateSplit | BL2000\jheine | 12/29/2021 5:28:14 PM | Split qualifier 129.0 of compound Naphthalene in sample Dec2805.D and keep left peak, new integration is from x, y = 6.424, 526.666496249281 to 6.485, 589.225005593762 and new response = 196858, previous integration is from x, y = 6.424, 527 to 6.691, 800 and previous response = 444529. | | | ✓ | |
| CmdManuallyIntegrateSplit | BL2000\jheine | 12/29/2021 5:28:20 PM | Split qualifier 102.0 of compound Naphthalene in sample Dec2805.D and keep left peak, new integration is from x, y = 6.424, 0 to 6.496, 0 and new response = 167123, previous integration is from x, y = 6.424, 0 to 6.537, 0 and previous response = 187568. | | | ✓ | |
| CmdSetTargetCompoundAttribute | BL2000\jheine | 12/29/2021 5:28:23 PM | Set UserAnnotation = CO for compound Naphthalene in sample Dec2805.D; previous value = | | | ✓ | |

Audit Trail report

| Name | User | Time | Action | Reason | Comment | Succeed | Exception |
|-----------------------------------|---------------|-----------------------|--|--------|---------|---------|-----------|
| CmdManuallyIntegrateSplit | BL2000\jheine | 12/29/2021 5:28:30 PM | Split peak for compound 4-Chlorophenol in sample Dec2805.D and keep left peak, new integration is from x, y = 6.485, 389.55524333805 to 6.547, 449.572357599636 and new response = 152036, previous integration is from x, y = 6.485, 390 to 6.588, 490 and previous response = 173772. | | | ✓ | |
| CmdSetTargetCompoundAttribute | BL2000\jheine | 12/29/2021 5:28:35 PM | Set UserAnnotation = CO for compound 4-Chlorophenol in sample Dec2805.D; previous value = | | | ✓ | |
| CmdManuallyIntegrateSplit | BL2000\jheine | 12/29/2021 5:28:37 PM | Split qualifier 128.0 of compound 4-Chlorophenol in sample Dec2805.D and keep right peak, new integration is from x, y = 6.496, 1389.60710400722 to 6.537, 1537.92450992298 and new response = 470893, previous integration is from x, y = 6.434, 1167 to 6.537, 1538 and previous response = 2271547. | | | ✓ | |
| CmdManuallyIntegrateQualifierPeak | BL2000\jheine | 12/29/2021 5:29:01 PM | Manually integrate qualifier 129.0 of compound p-Chloroaniline in sample Dec2805.D, from x, y = 6.537, 14072 to 6.609, 18834, result = 132336; previous integration is from x, y = 6.422, 490 to 6.691, 646 and previous response = 446095. | | | ✓ | |
| CmdManuallyIntegrateSnapBaseline | BL2000\jheine | 12/29/2021 5:29:03 PM | Snap baseline for qualifier 129.0 of compound p-Chloroaniline in sample Dec2805.D from x = 6.537 to x = 6.609, new integration is from x, y = 6.537, 2281 to 6.609, 2746 and new response = 192470; previous integration is from x, y = 6.537, 14072 to 6.609, 18834 and previous response = 132336. | | | ✓ | |
| CmdManuallyIntegrateDropBaseline | BL2000\jheine | 12/29/2021 5:29:05 PM | Drop baseline for qualifier 129.0 of compound p-Chloroaniline in sample Dec2805.D to y = 2281, new integration is from x, y = 6.537, 2281 to 6.609, 2281 and new response = 193473; previous integration is from x, y = 6.537, 2281 to 6.609, 2746 and previous response = 192470. | | | ✓ | |
| CmdManuallyIntegrateSplit | BL2000\jheine | 12/29/2021 5:29:30 PM | Split qualifier 144.0 of compound 4-Chloro-3-Methylphenol in sample Dec2805.D and keep left peak, new integration is from x, y = 7.163, 0 to 7.256, 0 and new response = 117619, previous integration is from x, y = 7.163, 0 to 7.317, 0 and previous response = 130835. | | | ✓ | |

Audit Trail report

| Name | User | Time | Action | Reason | Comment | Succeed | Exception |
|-----------------------------------|---------------|-----------------------|---|--------|---------|---------|-----------|
| CmdManuallyIntegrateSplit | BL2000\jheine | 12/29/2021 5:29:39 PM | Split peak for compound 2-Methylnaphthalene in sample Dec2805.D and keep left peak, new integration is from x, y = 7.260, 1393.71401490323 to 7.369, 1533.64379718444 and new response = 995823, previous integration is from x, y = 7.260, 1394 to 7.461, 1652 and previous response = 1999047. | | | ✓ | |
| CmdSetTargetCompoundAttribute | BL2000\jheine | 12/29/2021 5:29:42 PM | Set UserAnnotation = CO for compound 2-Methylnaphthalene in sample Dec2805.D; previous value = | | | ✓ | |
| CmdManuallyIntegrateQualifierPeak | BL2000\jheine | 12/29/2021 5:29:49 PM | Manually integrate qualifier 142.0 of compound 2-Methylnaphthalene in sample Dec2805.D, from x, y = 7.266, 121217 to 7.338, 167196, result = 550093; previous integration is from x, y = 7.153, 634 to 7.256, 902 and previous response = 342824. | | | ✓ | |
| CmdManuallyIntegrateSnapBaseline | BL2000\jheine | 12/29/2021 5:29:51 PM | Snap baseline for qualifier 142.0 of compound 2-Methylnaphthalene in sample Dec2805.D from x = 7.266 to x = 7.338, new integration is from x, y = 7.266, 6654 to 7.338, 8322 and new response = 1139760; previous integration is from x, y = 7.266, 121217 to 7.338, 167196 and previous response = 550093. | | | ✓ | |
| CmdManuallyIntegrateDropBaseline | BL2000\jheine | 12/29/2021 5:29:52 PM | Drop baseline for qualifier 142.0 of compound 2-Methylnaphthalene in sample Dec2805.D to y = 6654, new integration is from x, y = 7.266, 6654 to 7.338, 6654 and new response = 1143357; previous integration is from x, y = 7.266, 6654 to 7.338, 8322 and previous response = 1139760. | | | ✓ | |
| CmdManuallyIntegrateSplit | BL2000\jheine | 12/29/2021 5:29:56 PM | Split qualifier 115.0 of compound 2-Methylnaphthalene in sample Dec2805.D and keep left peak, new integration is from x, y = 7.256, 350.380991628321 to 7.358, 540.465009778805 and new response = 417897, previous integration is from x, y = 7.256, 350 to 7.471, 750 and previous response = 846817. | | | ✓ | |
| CmdManuallyIntegrateSplit | BL2000\jheine | 12/29/2021 5:30:03 PM | Split peak for compound 1-Methylnaphthalene in sample Dec2805.D and keep right peak, new integration is from x, y = 7.369, 1031.63660786511 to 7.461, 1135.24073543266 and new response = 1006179, previous integration is from x, y = 7.257, 907 to 7.461, 1135 and previous response = 2004914. | | | ✓ | |

Audit Trail report

| Name | User | Time | Action | Reason | Comment | Succeed | Exception |
|--|---------------|-----------------------|--|--------|---------|---------|-----------|
| CmdSetTargetCompoundAttribute | BL2000\jheine | 12/29/2021 5:30:07 PM | Set UserAnnotation = CO for compound 1-Methylnaphthalene in sample Dec2805.D; previous value = | | | ✓ | |
| CmdManuallyIntegrateSplit | BL2000\jheine | 12/29/2021 5:30:10 PM | Split qualifier 142.0 of compound 1-Methylnaphthalene in sample Dec2805.D and keep right peak, new integration is from x, y = 7.358, 1963.80017311228 to 7.461, 1948.21030711183 and new response = 1116465, previous integration is from x, y = 7.256, 1979 to 7.461, 1948 and previous response = 2289175. | | | ✓ | |
| CmdManuallyIntegrateSplit | BL2000\jheine | 12/29/2021 5:30:14 PM | Split qualifier 115.0 of compound 1-Methylnaphthalene in sample Dec2805.D and keep right peak, new integration is from x, y = 7.358, 929.763842901283 to 7.471, 1009.59185378518 and new response = 427178, previous integration is from x, y = 7.259, 860 to 7.471, 1010 and previous response = 842165. | | | ✓ | |
| CmdManuallyIntegrateSplit | BL2000\jheine | 12/29/2021 5:30:51 PM | Split qualifier 77.0 of compound Dimethyl Phthalate in sample Dec2805.D and keep left peak, new integration is from x, y = 8.244, 1822.55985308097 to 8.313, 1932.28065530266 and new response = 213854, previous integration is from x, y = 8.244, 1823 to 8.394, 2064 and previous response = 283677. | | | ✓ | |
| CmdManuallyIntegrateApplyTargetRtToQualifier | BL2000\jheine | 12/29/2021 5:31:02 PM | Apply target integration range 8.313-8.415 to qualifier 153.1 for compound Acenaphthylene in sample Dec2805.D, new integration is from x, y = 8.313, 0 to 8.415, 954 and new response = 224862; previously no peak. | | | ✓ | |
| CmdManuallyIntegrateQualifierPeak | BL2000\jheine | 12/29/2021 5:31:20 PM | Manually integrate qualifier 154.0 of compound 2,4-Dinitrophenol in sample Dec2805.D, from x, y = 8.640, 72278 to 8.691, 150358, result = -300678; previous integration is from x, y = 8.538, 704 to 8.619, 698 and previous response = 972610. | | | ✓ | |
| CmdManuallyIntegrateSnapBaseline | BL2000\jheine | 12/29/2021 5:31:22 PM | Snap baseline for qualifier 154.0 of compound 2,4-Dinitrophenol in sample Dec2805.D from x = 8.640 to x = 8.691, new integration is from x, y = 8.640, 3421 to 8.691, 2614 and new response = 31697; previous integration is from x, y = 8.640, 72278 to 8.691, 150358 and previous response = -300678. | | | ✓ | |

Audit Trail report

| Name | User | Time | Action | Reason | Comment | Succeed | Exception |
|----------------------------------|---------------|-----------------------|---|--------|---------|---------|-----------|
| CmdManuallyIntegrateDropBaseline | BL2000\jheine | 12/29/2021 5:31:22 PM | Drop baseline for qualifier 154.0 of compound 2,4-Dinitrophenol in sample Dec2805.D to y = 2614, new integration is from x, y = 8.640, 2614 to 8.691, 2614 and new response = 32936; previous integration is from x, y = 8.640, 3421 to 8.691, 2614 and previous response = 31697. | | | ✓ | |
| CmdManuallyIntegrateSplit | BL2000\jheine | 12/29/2021 5:31:31 PM | Split qualifier 139.0 of compound Dibenzofuran in sample Dec2805.D and keep left peak, new integration is from x, y = 8.722, 0 to 8.793, 0 and new response = 600974, previous integration is from x, y = 8.722, 0 to 8.845, 0 and previous response = 717998. | | | ✓ | |
| CmdManuallyIntegrateSplit | BL2000\jheine | 12/29/2021 5:31:41 PM | Split qualifier 139.0 of compound 4-Nitrophenol in sample Dec2805.D and keep right peak, new integration is from x, y = 8.793, 0 to 8.845, 0 and new response = 117024, previous integration is from x, y = 8.722, 0 to 8.845, 0 and previous response = 717998. | | | ✓ | |
| CmdManuallyIntegrateSplit | BL2000\jheine | 12/29/2021 5:31:50 PM | Split qualifier 63.0 of compound 2,4-Dinitrotoluene in sample Dec2805.D and keep right peak, new integration is from x, y = 8.793, 2012.9473753291 to 8.875, 1923.38324592844 and new response = 132350, previous integration is from x, y = 8.753, 2058 to 8.875, 1923 and previous response = 229986. | | | ✓ | |
| CmdManuallyIntegrateSplit | BL2000\jheine | 12/29/2021 5:32:31 PM | Split peak for compound Phenanthrene in sample Dec2805.D and keep left peak, new integration is from x, y = 10.292, 377.631988223871 to 10.363, 540.492524331981 and new response = 1630245, previous integration is from x, y = 10.292, 378 to 10.515, 886 and previous response = 3252072. | | | ✓ | |
| CmdManuallyIntegrateSplit | BL2000\jheine | 12/29/2021 5:32:35 PM | Split qualifier 176.0 of compound Phenanthrene in sample Dec2805.D and keep left peak, new integration is from x, y = 10.303, 0 to 10.373, 0 and new response = 320839, previous integration is from x, y = 10.303, 0 to 10.515, 0 and previous response = 617819. | | | ✓ | |
| CmdSetTargetCompoundAttribute | BL2000\jheine | 12/29/2021 5:32:43 PM | Set UserAnnotation = CO for compound Phenanthrene in sample Dec2805.D; previous value = | | | ✓ | |

Audit Trail report

| Name | User | Time | Action | Reason | Comment | Succeed | Exception |
|-------------------------------|---------------|-----------------------|---|--------|---------|---------|-----------|
| CmdManuallyIntegrateSplit | BL2000\jheine | 12/29/2021 5:32:49 PM | Split peak for compound Anthracene in sample Dec2805.D and keep right peak, new integration is from x, y = 10.363, 409.110063624578 to 10.515, 687.880860806994 and new response = 1623433, previous integration is from x, y = 10.289, 273 to 10.515, 688 and previous response = 3254128. | | | ✓ | |
| CmdSetTargetCompoundAttribute | BL2000\jheine | 12/29/2021 5:32:54 PM | Set UserAnnotation = CO for compound Anthracene in sample Dec2805.D; previous value = | | | ✓ | |
| CmdManuallyIntegrateSplit | BL2000\jheine | 12/29/2021 5:32:57 PM | Split qualifier 176.0 of compound Anthracene in sample Dec2805.D and keep right peak, new integration is from x, y = 10.373, 0 to 10.515, 0 and new response = 296980, previous integration is from x, y = 10.303, 0 to 10.515, 0 and previous response = 617819. | | | ✓ | |
| CmdManuallyIntegrateSplit | BL2000\jheine | 12/29/2021 5:34:07 PM | Split peak for compound Indeno(1,2,3-c,d)pyrene in sample Dec2805.D and keep left peak, new integration is from x, y = 20.911, 651.205234392663 to 20.988, 1028.55875297627 and new response = 815107, previous integration is from x, y = 20.911, 651 to 21.089, 1523 and previous response = 1081511. | | | ✓ | |

Audit Trail report

| Name | User | Time | Action | Reason | Comment | Succeed | Exception |
|-------------------------|---------------|-----------------------|--|--------|---------|---------|-----------|
| CmdUpdateRetentionTimes | BL2000\jheine | 12/29/2021 5:34:39 PM | Update retention time for compound Perylene-d12; Chrysene-d12; Phenanthrene-d10; Acenaphthene-d10; Naphthalene-d8; Terphenyl-d14; 2,4,6-Tribromophenol; 2-Fluorobiphenyl; Nitrobenzene-d5; Phenol-d5; 2-Fluorophenol; Benzo(g,h,i)perylene; Dibenzo(a,h)anthracene; Indeno(1,2,3-c,d)pyrene; Benzo(a)pyrene; Benzo(k)fluoranthene; Benzo(b)fluoranthene; Di-n-octyl Phthalate; bis(2-ethylhexyl)Phthalate; 3,3-Dichlorobenzidine; Chrysene; Benzo(a)Anthracene; Butylbenzylphthalate; Pyrene; Benzidine; Fluoranthene; Di-n-Butylphthalate; Triallate; Anthracene; Phenanthrene; Pentachlorophenol; Hexachlorobenzene; 4-Bromophenylphenylether; Azobenzene; N-nitrosodiphenylamine; 4,6-Dinitro-2-methylphenol; 4-Nitroaniline; Diethylphthalate; 4-Chlorophenylphenylether; Fluorene; 2,4-Dinitrotoluene; 4-Nitrophenol; Dibenzofuran; 2,4-Dinitrophenol; 3-Nitroaniline; Acenaphthene; 2,6-Dinitrotoluene; Acenaphthylene; Dimethyl Phthalate; 2-Nitroaniline; 2-Chloronaphthalene; 2,4,5-Trichlorophenol; 2,4,6-Trichlorophenol; Hexachlorocyclopentadiene; 4-Chloro-2-Methylphenol; 1-Methylnaphthalene; 2-Methylnaphthalene; 4-Chloro-3-Methylphenol; Hexachlorobutadiene; p-Chloroaniline; 4-Chlorophenol; Naphthalene; 1,2,4-Trichlorobenzene; 2,4-Dichlorophenol; bis(-2-Chloroethoxy)Methane; 2,4-Dimethylphenol; 2-Nitrophenol; Isophorone; Nitrobenzene; N-nitroso-Di-n-propylamine; Hexachloroethane; 4Methylphenol/3Methylphenol; 2-Methylphenol; bis(2-chloroisopropyl)Ether; Benzyl Alcohol; 1,2-Dichlorobenzene; 1,4-Dichlorobenzene; 1,3-Dichlorobenzene; 2-Chlorophenol; bis(-2-Chloroethyl)Ether; Phenol; Aniline; Pyridine; Carbazole; Benzoic Acid; o-Terphenyl; N-Nitrosodimethylamine; 1,4-Dichlorobenzene-d4; | | | ✓ | |
| CmdQuantitate | BL2000\jheine | 12/29/2021 5:35:20 PM | Quantitate all compounds in all samples | | | ✓ | |
| CmdSelectPeak | BL2000\jheine | 12/29/2021 5:36:53 PM | Select peak for compound 2,4,6-Trichlorophenol in sample Dec2805.D | | | ✓ | |

Audit Trail report

| Name | User | Time | Action | Reason | Comment | Succeed | Exception |
|-------------------------------|---------------|-----------------------|--|--------|---------|---------|-----------|
| CmdSetTargetCompoundAttribute | BL2000\jheine | 12/29/2021 5:36:56 PM | Set UserAnnotation = RT for compound 2,4,6-Trichlorophenol in sample Dec2805.D; previous value = | | | ✓ | |
| CmdSelectPeak | BL2000\jheine | 12/29/2021 5:39:06 PM | Select peak for compound Benzo(a)Anthracene in sample Dec2805.D | | | ✓ | |
| CmdSetTargetCompoundAttribute | BL2000\jheine | 12/29/2021 5:39:08 PM | Set UserAnnotation = RT for compound Benzo(a)Anthracene in sample Dec2805.D; previous value = | | | ✓ | |
| CmdSelectPeak | BL2000\jheine | 12/29/2021 5:39:34 PM | Select peak for compound Benzo(b)fluoranthene in sample Dec2805.D | | | ✓ | |
| CmdSetTargetCompoundAttribute | BL2000\jheine | 12/29/2021 5:39:36 PM | Set UserAnnotation = RT for compound Benzo(b)fluoranthene in sample Dec2805.D; previous value = | | | ✓ | |

Audit Trail report

| Name | User | Time | Action | Reason | Comment | Succeed | Exception |
|-------------------------|---------------|-----------------------|--|--------|---------|---------|-----------|
| CmdUpdateRetentionTimes | BL2000\jheine | 12/29/2021 5:51:24 PM | Update retention time for compound Perylene-d12; Chrysene-d12; Phenanthrene-d10; Acenaphthene-d10; Naphthalene-d8; Terphenyl-d14; 2,4,6-Tribromophenol; 2-Fluorobiphenyl; Nitrobenzene-d5; Phenol-d5; 2-Fluorophenol; Benzo(g,h,i)perylene; Dibenzo(a,h)anthracene; Indeno(1,2,3-c,d)pyrene; Benzo(a)pyrene; Benzo(k)fluoranthene; Benzo(b)fluoranthene; Di-n-octyl Phthalate; bis(2-ethylhexyl)Phthalate; 3,3-Dichlorobenzidine; Chrysene; Benzo(a)Anthracene; Butylbenzylphthalate; Pyrene; Benzidine; Fluoranthene; Di-n-Butylphthalate; Triallate; Anthracene; Phenanthrene; Pentachlorophenol; Hexachlorobenzene; 4-Bromophenylphenylether; Azobenzene; N-nitrosodiphenylamine; 4,6-Dinitro-2-methylphenol; 4-Nitroaniline; Diethylphthalate; 4-Chlorophenylphenylether; Fluorene; 2,4-Dinitrotoluene; 4-Nitrophenol; Dibenzofuran; 2,4-Dinitrophenol; 3-Nitroaniline; Acenaphthene; 2,6-Dinitrotoluene; Acenaphthylene; Dimethyl Phthalate; 2-Nitroaniline; 2-Chloronaphthalene; 2,4,5-Trichlorophenol; 2,4,6-Trichlorophenol; Hexachlorocyclopentadiene; 4-Chloro-2-Methylphenol; 1-Methylnaphthalene; 2-Methylnaphthalene; 4-Chloro-3-Methylphenol; Hexachlorobutadiene; p-Chloroaniline; 4-Chlorophenol; Naphthalene; 1,2,4-Trichlorobenzene; 2,4-Dichlorophenol; bis(-2-Chloroethoxy)Methane; 2,4-Dimethylphenol; 2-Nitrophenol; Isophorone; Nitrobenzene; N-nitroso-Di-n-propylamine; Hexachloroethane; 4Methylphenol/3Methylphenol; 2-Methylphenol; bis(2-chloroisopropyl)Ether; Benzyl Alcohol; 1,2-Dichlorobenzene; 1,4-Dichlorobenzene; 1,3-Dichlorobenzene; 2-Chlorophenol; bis(-2-Chloroethyl)Ether; Phenol; Aniline; Pyridine; Carbazole; Benzoic Acid; o-Terphenyl; N-Nitrosodimethylamine; 1,4-Dichlorobenzene-d4; | | | ✓ | |
| CmdQuantitate | BL2000\jheine | 12/29/2021 5:52:54 PM | Quantitate all compounds in all samples | | | ✓ | |

Audit Trail report

| Name | User | Time | Action | Reason | Comment | Succeed | Exception |
|--------------------------|---------------|-----------------------|--|--------|---------|---------|-----------|
| CmdUpdateQualifierRatios | BL2000\jheine | 12/29/2021 6:00:30 PM | Update qualifier ratios for compound Perylene-d12; Update qualifier ratios for compound Chrysene-d12; Update qualifier ratios for compound Phenanthrene-d10; Update qualifier ratios for compound Acenaphthene-d10; Update qualifier ratios for compound Naphthalene-d8; Update qualifier ratios for compound Terphenyl-d14; Update qualifier ratios for compound 2,4,6-Tribromophenol; Update qualifier ratios for compound 2-Fluorobiphenyl; Update qualifier ratios for compound Nitrobenzene-d5; Update qualifier ratios for compound Phenol-d5; Update qualifier ratios for compound 2-Fluorophenol; Update qualifier ratios for compound Benzo(g,h,i)perylene; Update qualifier ratios for compound Dibenzo(a,h)anthracene; Update qualifier ratios for compound Indeno(1,2,3-c,d)pyrene; Update qualifier ratios for compound Benzo(a)pyrene; Update qualifier ratios for compound Benzo(k)fluoranthene; Update qualifier ratios for compound Benzo(b)fluoranthene; Update qualifier ratios for compound Di-n-octyl Phthalate; Update qualifier ratios for compound bis(2-ethylhexyl)Phthalate; Update qualifier ratios for compound 3,3-Dichlorobenzidine; Update qualifier ratios for compound Chrysene; Update qualifier ratios for compound Benzo(a)Anthracene; Update qualifier ratios for compound Butylbenzylphthalate; Update qualifier ratios for compound Pyrene; Update qualifier ratios for compound Benzidine; Update qualifier ratios for compound Fluoranthene; Update qualifier ratios for compound Di-n-Butylphthalate; Update qualifier ratios for compound Triallate; Update qualifier ratios for compound Anthracene; Update qualifier ratios for compound Phenanthrene; Update qualifier ratios for compound Pentachlorophenol; Update qualifier ratios for compound Hexachlorobenzene; Update qualifier ratios for compound 4-Bromophenylphenylether; Update qualifier ratios for compound Azobenzene; Update qualifier ratios for compound N-nitrosodiphenylamine; Update qualifier ratios for compound 4,6-Dinitro-2- | | | ✓ | |

Audit Trail report

| Name | User | Time | Action | Reason | Comment | Succeed | Exception |
|------|------|------|---|--------|---------|---------|-----------|
| | | | methylphenol; Update qualifier ratios for compound 4-Nitroaniline; Update qualifier ratios for compound Diethylphthalate; Update qualifier ratios for compound 4-Chlorophenylphenylether; Update qualifier ratios for compound Fluorene; Update qualifier ratios for compound 2,4-Dinitrotoluene; Update qualifier ratios for compound 4-Nitrophenol; Update qualifier ratios for compound Dibenzofuran; Update qualifier ratios for compound 2,4-Dinitrophenol; Update qualifier ratios for compound 3-Nitroaniline; Update qualifier ratios for compound Acenaphthene; Update qualifier ratios for compound 2,6-Dinitrotoluene; Update qualifier ratios for compound Acenaphthylene; Update qualifier ratios for compound Dimethyl Phthalate; Update qualifier ratios for compound 2-Nitroaniline; Update qualifier ratios for compound 2-Chloronaphthalene; Update qualifier ratios for compound 2,4,5-Trichlorophenol; Update qualifier ratios for compound 2,4,6-Trichlorophenol; Update qualifier ratios for compound Hexachlorocyclopentadiene; Update qualifier ratios for compound 4-Chloro-2-Methylphenol; Update qualifier ratios for compound 1-Methylnaphthalene; Update qualifier ratios for compound 2-Methylnaphthalene; Update qualifier ratios for compound 4-Chloro-3-Methylphenol; Update qualifier ratios for compound Hexachlorobutadiene; Update qualifier ratios for compound p-Chloroaniline; Update qualifier ratios for compound 4-Chlorophenol; Update qualifier ratios for compound Naphthalene; Update qualifier ratios for compound 1,2,4-Trichlorobenzene; Update qualifier ratios for compound 2,4-Dichlorophenol; Update qualifier ratios for compound bis(-2-Chloroethoxy)Methane; Update qualifier ratios for compound 2,4-Dimethylphenol; Update qualifier ratios for compound 2-Nitrophenol; Update qualifier ratios for compound Isophorone; Update qualifier ratios for compound Nitrobenzene; Update qualifier ratios for compound N-nitroso-Di-n-propylamine; Update qualifier ratios for compound Hexachloroethane; Update qualifier ratios for compound 4Methylphenol/3Methylphenol; Update | | | | |

Audit Trail report

| Name | User | Time | Action | Reason | Comment | Succeed | Exception |
|-----------------------------------|---------------|-----------------------|---|--------|---------|---------|-----------|
| | | | qualifier ratios for compound 2-Methylphenol; Update qualifier ratios for compound bis(2-chloroisopropyl)Ether; Update qualifier ratios for compound Benzyl Alcohol; Update qualifier ratios for compound 1,2-Dichlorobenzene; Update qualifier ratios for compound 1,4-Dichlorobenzene; Update qualifier ratios for compound 1,3-Dichlorobenzene; Update qualifier ratios for compound 2-Chlorophenol; Update qualifier ratios for compound bis(-2-Chloroethyl)Ether; Update qualifier ratios for compound Phenol; Update qualifier ratios for compound Aniline; Update qualifier ratios for compound Pyridine; Update qualifier ratios for compound Carbazole; Update qualifier ratios for compound Benzoic Acid; Update qualifier ratios for compound o-Terphenyl; Update qualifier ratios for compound N-Nitrosodimethylamine; Update qualifier ratios for compound 1,4-Dichlorobenzene-d4; | | | | |
| CmdQuantitate | BL2000\jheine | 12/29/2021 6:01:07 PM | Quantitate all compounds in all samples | | | ✓ | |
| CmdManuallyIntegrateQualifierPeak | BL2000\jheine | 12/29/2021 6:01:53 PM | Manually integrate qualifier 66.0 of compound Aniline in sample Dec2802.D, from x, y = 4.644, 1526 to 4.685, 84712, result = 862164; previous integration is from x, y = 4.644, 1526 to 4.777, 2041 and previous response = 1893599. | | | ✓ | |
| CmdManuallyIntegrateDropBaseline | BL2000\jheine | 12/29/2021 6:01:55 PM | Drop baseline for qualifier 66.0 of compound Aniline in sample Dec2802.D to y = 1526, new integration is from x, y = 4.644, 1526 to 4.685, 1526 and new response = 963481; previous integration is from x, y = 4.644, 1526 to 4.685, 84712 and previous response = 862164. | | | ✓ | |
| CmdManuallyIntegrateQualifierPeak | BL2000\jheine | 12/29/2021 6:02:00 PM | Manually integrate qualifier 65.0 of compound Aniline in sample Dec2802.D, from x, y = 4.644, 1903 to 4.685, 31774, result = 490113; previous integration is from x, y = 4.644, 1903 to 4.736, 2203 and previous response = 1193005. | | | ✓ | |

Audit Trail report

| Name | User | Time | Action | Reason | Comment | Succeed | Exception |
|-----------------------------------|---------------|-----------------------|---|--------|---------|---------|-----------|
| CmdManuallyIntegrateDropBaseline | BL2000\jheine | 12/29/2021 6:02:01 PM | Drop baseline for qualifier 65.0 of compound Aniline in sample Dec2802.D to y = 1903, new integration is from x, y = 4.644, 1903 to 4.685, 1903 and new response = 526479; previous integration is from x, y = 4.644, 1903 to 4.685, 31774 and previous response = 490113. | | | ✓ | |
| CmdManuallyIntegrateQualifierPeak | BL2000\jheine | 12/29/2021 6:02:21 PM | Manually integrate qualifier 66.0 of compound Phenol in sample Dec2802.D, from x, y = 4.685, 93430 to 4.777, 2194, result = 683895; previous integration is from x, y = 4.644, 1596 to 4.777, 2194 and previous response = 1892757. | | | ✓ | |
| CmdManuallyIntegrateDropBaseline | BL2000\jheine | 12/29/2021 6:02:22 PM | Drop baseline for qualifier 66.0 of compound Phenol in sample Dec2802.D to y = 2194, new integration is from x, y = 4.685, 2194 to 4.777, 2194 and new response = 935480; previous integration is from x, y = 4.685, 93430 to 4.777, 2194 and previous response = 683895. | | | ✓ | |
| CmdManuallyIntegrateQualifierPeak | BL2000\jheine | 12/29/2021 6:02:44 PM | Manually integrate qualifier 64.0 of compound bis(-2-Chloroethyl)Ether in sample Dec2802.D from x, y = 4.736, 30313 to 4.777, 101875; result = -109684 | | | ✓ | |
| CmdManuallyIntegrateSnapBaseline | BL2000\jheine | 12/29/2021 6:02:46 PM | Snap baseline for qualifier 64.0 of compound bis(-2-Chloroethyl)Ether in sample Dec2802.D from x = 4.736 to x = 4.777, new integration is from x, y = 4.736, 3759 to 4.777, 4419 and new response = 42290; previous integration is from x, y = 4.736, 30313 to 4.777, 101875 and previous response = -109684. | | | ✓ | |
| CmdManuallyIntegrateDropBaseline | BL2000\jheine | 12/29/2021 6:02:46 PM | Drop baseline for qualifier 64.0 of compound bis(-2-Chloroethyl)Ether in sample Dec2802.D to y = 3759, new integration is from x, y = 4.736, 3759 to 4.777, 3759 and new response = 43099; previous integration is from x, y = 4.736, 3759 to 4.777, 4419 and previous response = 42290. | | | ✓ | |
| CmdManuallyIntegratePeak | BL2000\jheine | 12/29/2021 6:03:15 PM | Manually integrate compound 1,4-Dichlorobenzene in sample Dec2802.D, from x, y = 5.001, 170314 to 5.073, 305512, result = 976046; previous integration is from x, y = 4.920, 386 to 5.001, 526 and previous response = 1919442. | | | ✓ | |

Audit Trail report

| Name | User | Time | Action | Reason | Comment | Succeed | Exception |
|-----------------------------------|---------------|-----------------------|--|--------|---------|---------|-----------|
| CmdManuallyIntegrateSnapBaseline | BL2000\jheine | 12/29/2021 6:03:17 PM | Snap baseline for compound 1,4-Dichlorobenzene in sample Dec2802.D, from x = 5.001 to x = 5.073, new integration is from x, y = 5.001, 3027 to 5.073, 5532 and new response = 1978102; previous integration is from x, y = 5.001, 170314 to 5.073, 305512 and previous response = 976046. | | | ✓ | |
| CmdManuallyIntegrateDropBaseline | BL2000\jheine | 12/29/2021 6:03:17 PM | Drop baseline for compound 1,4-Dichlorobenzene in sample Dec2802.D to y = 3027, new integration is from x, y = 5.001, 3027 to 5.073, 3027 and new response = 1983474; previous integration is from x, y = 5.001, 3027 to 5.073, 5532 and previous response = 1978102. | | | ✓ | |
| CmdManuallyIntegrateQualifierPeak | BL2000\jheine | 12/29/2021 6:03:24 PM | Manually integrate qualifier 148.0 of compound 1,4-Dichlorobenzene in sample Dec2802.D from x, y = 5.001, 79467 to 5.073, 124995; result = 835633 | | | ✓ | |
| CmdManuallyIntegrateSnapBaseline | BL2000\jheine | 12/29/2021 6:03:26 PM | Snap baseline for qualifier 148.0 of compound 1,4-Dichlorobenzene in sample Dec2802.D from x = 5.001 to x = 5.073, new integration is from x, y = 5.001, 1934 to 5.073, 3366 and new response = 1262736; previous integration is from x, y = 5.001, 79467 to 5.073, 124995 and previous response = 835633. | | | ✓ | |
| CmdManuallyIntegrateDropBaseline | BL2000\jheine | 12/29/2021 6:03:27 PM | Drop baseline for qualifier 148.0 of compound 1,4-Dichlorobenzene in sample Dec2802.D to y = 1934, new integration is from x, y = 5.001, 1934 to 5.073, 1934 and new response = 1265807; previous integration is from x, y = 5.001, 1934 to 5.073, 3366 and previous response = 1262736. | | | ✓ | |
| CmdManuallyIntegrateQualifierPeak | BL2000\jheine | 12/29/2021 6:03:31 PM | Manually integrate qualifier 111.0 of compound 1,4-Dichlorobenzene in sample Dec2802.D from x, y = 4.991, 33638 to 5.063, 89139; result = 504664 | | | ✓ | |
| CmdManuallyIntegrateSnapBaseline | BL2000\jheine | 12/29/2021 6:03:33 PM | Snap baseline for qualifier 111.0 of compound 1,4-Dichlorobenzene in sample Dec2802.D from x = 4.991 to x = 5.063, new integration is from x, y = 4.991, 1365 to 5.063, 3438 and new response = 757719; previous integration is from x, y = 4.991, 33638 to 5.063, 89139 and previous response = 504664. | | | ✓ | |

Audit Trail report

| Name | User | Time | Action | Reason | Comment | Succeed | Exception |
|-----------------------------------|---------------|-----------------------|---|--------|---------|---------|-----------|
| CmdManuallyIntegrateDropBaseline | BL2000\jheine | 12/29/2021 6:03:34 PM | Drop baseline for qualifier 111.0 of compound 1,4-Dichlorobenzene in sample Dec2802.D to y = 1365, new integration is from x, y = 4.991, 1365 to 5.063, 1365 and new response = 762165; previous integration is from x, y = 4.991, 1365 to 5.063, 3438 and previous response = 757719. | | | ✓ | |
| CmdManuallyIntegrateSplit | BL2000\jheine | 12/29/2021 6:03:53 PM | Split peak for compound 4Methylphenol/3Methylphenol in sample Dec2802.D and keep right peak, new integration is from x, y = 5.502, 3053.08194440428 to 5.604, 3010.89178614818 and new response = 1908599, previous integration is from x, y = 5.318, 3129 to 5.604, 3011 and previous response = 3345909. | | | ✓ | |
| CmdManuallyIntegrateQualifierPeak | BL2000\jheine | 12/29/2021 6:03:57 PM | Manually integrate qualifier 108.0 of compound 4Methylphenol/3Methylphenol in sample Dec2802.D, from x, y = 5.502, 68644 to 5.614, 154658, result = 870327; previous integration is from x, y = 5.319, 4556 to 5.420, 4281 and previous response = 1624117. | | | ✓ | |
| CmdManuallyIntegrateSnapBaseline | BL2000\jheine | 12/29/2021 6:03:59 PM | Snap baseline for qualifier 108.0 of compound 4Methylphenol/3Methylphenol in sample Dec2802.D from x = 5.502 to x = 5.614, new integration is from x, y = 5.502, 6355 to 5.614, 17816 and new response = 1541499; previous integration is from x, y = 5.502, 68644 to 5.614, 154658 and previous response = 870327. | | | ✓ | |
| CmdManuallyIntegrateDropBaseline | BL2000\jheine | 12/29/2021 6:03:59 PM | Drop baseline for qualifier 108.0 of compound 4Methylphenol/3Methylphenol in sample Dec2802.D to y = 6355, new integration is from x, y = 5.502, 6355 to 5.614, 6355 and new response = 1580129; previous integration is from x, y = 5.502, 6355 to 5.614, 17816 and previous response = 1541499. | | | ✓ | |
| CmdSetTargetCompoundAttribute | BL2000\jheine | 12/29/2021 6:04:01 PM | Set UserAnnotation = CO for compound 4Methylphenol/3Methylphenol in sample Dec2802.D; previous value = | | | ✓ | |

Audit Trail report

| Name | User | Time | Action | Reason | Comment | Succeed | Exception |
|-------------------------------|---------------|-----------------------|---|--------|---------|---------|-----------|
| CmdManuallyIntegrateSplit | BL2000\jheine | 12/29/2021 6:04:11 PM | Split qualifier 77.0 of compound Nitrobenzene in sample Dec2802.D and keep right peak, new integration is from x, y = 5.624, 4668.04313704016 to 5.727, 4078.47721890958 and new response = 808781, previous integration is from x, y = 5.502, 5375 to 5.727, 4078 and previous response = 1341853. | | | ✓ | |
| CmdManuallyIntegrateSplit | BL2000\jheine | 12/29/2021 6:04:24 PM | Split qualifier 109.0 of compound 2-Nitrophenol in sample Dec2802.D and keep left peak, new integration is from x, y = 5.993, 797.559452155089 to 6.095, 930.003738352043 and new response = 114174, previous integration is from x, y = 5.993, 798 to 6.147, 996 and previous response = 122384. | | | ✓ | |
| CmdManuallyIntegrateSplit | BL2000\jheine | 12/29/2021 6:04:49 PM | Split peak for compound Naphthalene in sample Dec2802.D and keep left peak, new integration is from x, y = 6.434, 1966.68585880997 to 6.496, 2390.9501067125 and new response = 3552299, previous integration is from x, y = 6.434, 1967 to 6.537, 2674 and previous response = 4624420. | | | ✓ | |
| CmdSetTargetCompoundAttribute | BL2000\jheine | 12/29/2021 6:04:51 PM | Set UserAnnotation = CO for compound Naphthalene in sample Dec2802.D; previous value = | | | ✓ | |
| CmdManuallyIntegrateSplit | BL2000\jheine | 12/29/2021 6:04:56 PM | Split qualifier 129.0 of compound Naphthalene in sample Dec2802.D and keep left peak, new integration is from x, y = 6.434, 843.547425011251 to 6.496, 963.546075634528 and new response = 400271, previous integration is from x, y = 6.434, 844 to 6.537, 1044 and previous response = 475973. | | | ✓ | |
| CmdManuallyIntegrateSplit | BL2000\jheine | 12/29/2021 6:05:00 PM | Split qualifier 102.0 of compound Naphthalene in sample Dec2802.D and keep left peak, new integration is from x, y = 6.424, 455.585112301249 to 6.496, 483.08712635681 and new response = 329030, previous integration is from x, y = 6.424, 456 to 6.537, 499 and previous response = 373751. | | | ✓ | |

Audit Trail report

| Name | User | Time | Action | Reason | Comment | Succeed | Exception |
|-----------------------------------|---------------|-----------------------|---|--------|---------|---------|-----------|
| CmdManuallyIntegrateSplit | BL2000\jheine | 12/29/2021 6:05:07 PM | Split peak for compound 4-Chlorophenol in sample Dec2802.D and keep left peak, new integration is from x, y = 6.485, 635.056470284792 to 6.537, 698.552208960081 and new response = 331924, previous integration is from x, y = 6.485, 635 to 6.588, 762 and previous response = 395389. | | | ✓ | |
| CmdManuallyIntegratePeak | BL2000\jheine | 12/29/2021 6:05:14 PM | Manually integrate compound 4-Chlorophenol in sample Dec2802.D, from x, y = 6.485, 635 to 6.547, 8220, result = 328793; previous integration is from x, y = 6.485, 635 to 6.537, 699 and previous response = 331924. | | | ✓ | |
| CmdManuallyIntegrateDropBaseline | BL2000\jheine | 12/29/2021 6:05:16 PM | Drop baseline for compound 4-Chlorophenol in sample Dec2802.D to y = 635, new integration is from x, y = 6.485, 635 to 6.547, 635 and new response = 342814; previous integration is from x, y = 6.485, 635 to 6.547, 8220 and previous response = 328793. | | | ✓ | |
| CmdSetTargetCompoundAttribute | BL2000\jheine | 12/29/2021 6:05:18 PM | Set UserAnnotation = CO for compound 4-Chlorophenol in sample Dec2802.D; previous value = | | | ✓ | |
| CmdManuallyIntegrateSplit | BL2000\jheine | 12/29/2021 6:05:22 PM | Split qualifier 128.0 of compound 4-Chlorophenol in sample Dec2802.D and keep right peak, new integration is from x, y = 6.496, 1757.57020835816 to 6.537, 1968.69885568606 and new response = 1073769, previous integration is from x, y = 6.434, 1441 to 6.537, 1969 and previous response = 4628212. | | | ✓ | |
| CmdManuallyIntegrateQualifierPeak | BL2000\jheine | 12/29/2021 6:05:29 PM | Manually integrate qualifier 129.0 of compound p-Chloroaniline in sample Dec2802.D from x, y = 6.537, 33502 to 6.609, 36811; result = 362623 | | | ✓ | |
| CmdManuallyIntegrateSnapBaseline | BL2000\jheine | 12/29/2021 6:05:31 PM | Snap baseline for qualifier 129.0 of compound p-Chloroaniline in sample Dec2802.D from x = 6.537 to x = 6.609, new integration is from x, y = 6.537, 5266 to 6.609, 4596 and new response = 492986; previous integration is from x, y = 6.537, 33502 to 6.609, 36811 and previous response = 362623. | | | ✓ | |
| CmdManuallyIntegrateDropBaseline | BL2000\jheine | 12/29/2021 6:05:31 PM | Drop baseline for qualifier 129.0 of compound p-Chloroaniline in sample Dec2802.D to y = 4596, new integration is from x, y = 6.537, 4596 to 6.609, 4596 and new response = 494431; previous integration is from x, y = 6.537, 5266 to 6.609, 4596 and previous response = 492986. | | | ✓ | |

Audit Trail report

| Name | User | Time | Action | Reason | Comment | Succeed | Exception |
|-----------------------------------|---------------|-----------------------|---|--------|---------|---------|-----------|
| CmdManuallyIntegrateQualifierPeak | BL2000\jheine | 12/29/2021 6:05:35 PM | Manually integrate qualifier 65.0 of compound p-Chloroaniline in sample Dec2802.D, from x, y = 6.537, 14155 to 6.619, 5401, result = 522995; previous integration is from x, y = 6.496, 5957 to 6.619, 5401 and previous response = 941252. | | | ✓ | |
| CmdManuallyIntegrateDropBaseline | BL2000\jheine | 12/29/2021 6:05:37 PM | Drop baseline for qualifier 65.0 of compound p-Chloroaniline in sample Dec2802.D to y = 5401, new integration is from x, y = 6.537, 5401 to 6.619, 5401 and new response = 544572; previous integration is from x, y = 6.537, 14155 to 6.619, 5401 and previous response = 522995. | | | ✓ | |
| CmdManuallyIntegrateSplit | BL2000\jheine | 12/29/2021 6:05:49 PM | Split qualifier 144.0 of compound 4-Chloro-3-Methylphenol in sample Dec2802.D and keep left peak, new integration is from x, y = 7.163, 327.181141072584 to 7.266, 489.983636391987 and new response = 244607, previous integration is from x, y = 7.163, 327 to 7.317, 571 and previous response = 268671. | | | ✓ | |
| CmdManuallyIntegrateSplit | BL2000\jheine | 12/29/2021 6:06:15 PM | Split qualifier 77.0 of compound Dimethyl Phthalate in sample Dec2802.D and keep left peak, new integration is from x, y = 8.251, 2959.23019184391 to 8.313, 3037.54487775586 and new response = 444448, previous integration is from x, y = 8.251, 2959 to 8.354, 3090 and previous response = 558084. | | | ✓ | |
| CmdManuallyIntegrateQualifierPeak | BL2000\jheine | 12/29/2021 6:06:26 PM | Manually integrate qualifier 153.1 of compound Acenaphthylene in sample Dec2802.D from x, y = 8.323, 174618 to 8.384, 294427; result = -310066 | | | ✓ | |
| CmdManuallyIntegrateSnapBaseline | BL2000\jheine | 12/29/2021 6:06:28 PM | Snap baseline for qualifier 153.1 of compound Acenaphthylene in sample Dec2802.D from x = 8.323 to x = 8.384, new integration is from x, y = 8.323, 549 to 8.384, 3849 and new response = 545581; previous integration is from x, y = 8.323, 174618 to 8.384, 294427 and previous response = -310066. | | | ✓ | |
| CmdManuallyIntegrateDropBaseline | BL2000\jheine | 12/29/2021 6:06:29 PM | Drop baseline for qualifier 153.1 of compound Acenaphthylene in sample Dec2802.D to y = 549, new integration is from x, y = 8.323, 549 to 8.384, 549 and new response = 551658; previous integration is from x, y = 8.323, 549 to 8.384, 3849 and previous response = 545581. | | | ✓ | |

Audit Trail report

| Name | User | Time | Action | Reason | Comment | Succeed | Exception |
|-----------------------------------|---------------|-----------------------|---|--------|---------|---------|-----------|
| CmdManuallyIntegrateSplit | BL2000\jheine | 12/29/2021 6:06:41 PM | Split peak for compound Acenaphthene in sample Dec2802.D and keep left peak, new integration is from x, y = 8.527, 705.022239191587 to 8.620, 837.884341935855 and new response = 2155396, previous integration is from x, y = 8.527, 705 to 8.691, 941 and previous response = 2262054. | | | ✓ | |
| CmdSetTargetCompoundAttribute | BL2000\jheine | 12/29/2021 6:06:43 PM | Set UserAnnotation = CO for compound Acenaphthene in sample Dec2802.D; previous value = | | | ✓ | |
| CmdManuallyIntegrateSplit | BL2000\jheine | 12/29/2021 6:06:50 PM | Split qualifier 154.0 of compound 2,4-Dinitrophenol in sample Dec2802.D and keep right peak, new integration is from x, y = 8.620, 1261.87566643479 to 8.691, 1291.24998517027 and new response = 104995, previous integration is from x, y = 8.527, 1224 to 8.691, 1291 and previous response = 2257786. | | | ✓ | |
| CmdManuallyIntegrateSplit | BL2000\jheine | 12/29/2021 6:06:57 PM | Split qualifier 139.0 of compound Dibenzofuran in sample Dec2802.D and keep left peak, new integration is from x, y = 8.744, 492.664236903369 to 8.793, 637.776275510086 and new response = 1295666, previous integration is from x, y = 8.744, 493 to 8.906, 966 and previous response = 1592353. | | | ✓ | |
| CmdManuallyIntegrateQualifierPeak | BL2000\jheine | 12/29/2021 6:07:07 PM | Manually integrate qualifier 139.0 of compound 4-Nitrophenol in sample Dec2802.D, from x, y = 8.793, 127128 to 8.906, 1165, result = -130645; previous integration is from x, y = 8.745, 726 to 8.906, 1165 and previous response = 1590383. | | | ✓ | |
| CmdManuallyIntegrateDropBaseline | BL2000\jheine | 12/29/2021 6:07:09 PM | Drop baseline for qualifier 139.0 of compound 4-Nitrophenol in sample Dec2802.D to y = 1165, new integration is from x, y = 8.793, 1165 to 8.906, 1165 and new response = 294604; previous integration is from x, y = 8.793, 127128 to 8.906, 1165 and previous response = -130645. | | | ✓ | |
| CmdManuallyIntegrateSplit | BL2000\jheine | 12/29/2021 6:07:26 PM | Split peak for compound Diethylphthalate in sample Dec2802.D and keep left peak, new integration is from x, y = 9.111, 79.5614156798756 to 9.203, 126.256483306393 and new response = 2225622, previous integration is from x, y = 9.111, 80 to 9.254, 152 and previous response = 2251277. | | | ✓ | |

Audit Trail report

| Name | User | Time | Action | Reason | Comment | Succeed | Exception |
|-----------------------------------|---------------|-----------------------|---|--------|---------|---------|-----------|
| CmdSetTargetCompoundAttribute | BL2000\jheine | 12/29/2021 6:07:28 PM | Set UserAnnotation = CO for compound Diethylphthalate in sample Dec2802.D; previous value = | | | ✓ | |
| CmdManuallyIntegrateSplit | BL2000\jheine | 12/29/2021 6:07:30 PM | Split qualifier 177.0 of compound Diethylphthalate in sample Dec2802.D and keep left peak, new integration is from x, y = 9.111, 0 to 9.203, 0 and new response = 442547, previous integration is from x, y = 9.111, 0 to 9.264, 0 and previous response = 463492. | | | ✓ | |
| CmdManuallyIntegrateQualifierPeak | BL2000\jheine | 12/29/2021 6:08:11 PM | Manually integrate qualifier 51.0 of compound Azobenzene in sample Dec2802.D, from x, y = 9.397, 52763 to 9.469, 5632, result = 784954; previous integration is from x, y = 9.346, 5908 to 9.469, 5632 and previous response = 1280432. | | | ✓ | |
| CmdManuallyIntegrateDropBaseline | BL2000\jheine | 12/29/2021 6:08:13 PM | Drop baseline for qualifier 51.0 of compound Azobenzene in sample Dec2802.D to y = 5632, new integration is from x, y = 9.397, 5632 to 9.469, 5632 and new response = 886191; previous integration is from x, y = 9.397, 52763 to 9.469, 5632 and previous response = 784954. | | | ✓ | |
| CmdManuallyIntegratePeak | BL2000\jheine | 12/29/2021 6:08:39 PM | Manually integrate compound Anthracene in sample Dec2802.D, from x, y = 10.373, 227450 to 10.444, 468320, result = 1925279; previous integration is from x, y = 10.282, 0 to 10.373, 0 and previous response = 3788593. | | | ✓ | |
| CmdManuallyIntegrateSnapBaseline | BL2000\jheine | 12/29/2021 6:08:41 PM | Snap baseline for compound Anthracene in sample Dec2802.D, from x = 10.373 to x = 10.444, new integration is from x, y = 10.373, 12112 to 10.444, 15660 and new response = 3346443; previous integration is from x, y = 10.373, 227450 to 10.444, 468320 and previous response = 1925279. | | | ✓ | |
| CmdManuallyIntegrateDropBaseline | BL2000\jheine | 12/29/2021 6:08:42 PM | Drop baseline for compound Anthracene in sample Dec2802.D to y = 12112, new integration is from x, y = 10.373, 12112 to 10.444, 12112 and new response = 3353992; previous integration is from x, y = 10.373, 12112 to 10.444, 15660 and previous response = 3346443. | | | ✓ | |
| CmdSetTargetCompoundAttribute | BL2000\jheine | 12/29/2021 6:08:45 PM | Set UserAnnotation = NI for compound Anthracene in sample Dec2802.D; previous value = | | | ✓ | |

Audit Trail report

| Name | User | Time | Action | Reason | Comment | Succeed | Exception |
|-----------------------------------|---------------|-----------------------|---|--------|---------|---------|-----------|
| CmdManuallyIntegrateQualifierPeak | BL2000\jheine | 12/29/2021 6:08:49 PM | Manually integrate qualifier 176.0 of compound Anthracene in sample Dec2802.D from x, y = 10.373, 24602 to 10.444, 54671; result = 468190 | | | ✓ | |
| CmdManuallyIntegrateSnapBaseline | BL2000\jheine | 12/29/2021 6:08:50 PM | Snap baseline for qualifier 176.0 of compound Anthracene in sample Dec2802.D from x = 10.373 to x = 10.444, new integration is from x, y = 10.373, 2705 to 10.444, 3329 and new response = 624006; previous integration is from x, y = 10.373, 24602 to 10.444, 54671 and previous response = 468190. | | | ✓ | |
| CmdManuallyIntegrateDropBaseline | BL2000\jheine | 12/29/2021 6:08:51 PM | Drop baseline for qualifier 176.0 of compound Anthracene in sample Dec2802.D to y = 2705, new integration is from x, y = 10.373, 2705 to 10.444, 2705 and new response = 625334; previous integration is from x, y = 10.373, 2705 to 10.444, 3329 and previous response = 624006. | | | ✓ | |
| CmdManuallyIntegrateSplit | BL2000\jheine | 12/29/2021 6:10:22 PM | Split peak for compound Aniline in sample Dec2803.D and keep left peak, new integration is from x, y = 4.634, 913.187712642781 to 4.726, 1212.03310914818 and new response = 1991952, previous integration is from x, y = 4.634, 913 to 4.777, 1378 and previous response = 3221380. | | | ✓ | |
| CmdManuallyIntegrateQualifierPeak | BL2000\jheine | 12/29/2021 6:10:28 PM | Manually integrate qualifier 66.0 of compound Aniline in sample Dec2803.D, from x, y = 4.635, 989 to 4.685, 81073, result = 667593; previous integration is from x, y = 4.635, 989 to 4.971, 2643 and previous response = 1513323. | | | ✓ | |
| CmdManuallyIntegrateDropBaseline | BL2000\jheine | 12/29/2021 6:10:29 PM | Drop baseline for qualifier 66.0 of compound Aniline in sample Dec2803.D to y = 989, new integration is from x, y = 4.635, 989 to 4.685, 989 and new response = 787958; previous integration is from x, y = 4.635, 989 to 4.685, 81073 and previous response = 667593. | | | ✓ | |
| CmdSetTargetCompoundAttribute | BL2000\jheine | 12/29/2021 6:10:32 PM | Set UserAnnotation = CO for compound Aniline in sample Dec2803.D; previous value = | | | ✓ | |
| CmdManuallyIntegrateQualifierPeak | BL2000\jheine | 12/29/2021 6:10:37 PM | Manually integrate qualifier 65.0 of compound Aniline in sample Dec2803.D, from x, y = 4.636, 1635 to 4.685, 22699, result = 403621; previous integration is from x, y = 4.636, 1635 to 4.828, 2258 and previous response = 1517531. | | | ✓ | |

Audit Trail report

| Name | User | Time | Action | Reason | Comment | Succeed | Exception |
|-----------------------------------|---------------|-----------------------|--|--------|---------|---------|-----------|
| CmdManuallyIntegrateDropBaseline | BL2000\jheine | 12/29/2021 6:10:39 PM | Drop baseline for qualifier 65.0 of compound Aniline in sample Dec2803.D to y = 1635, new integration is from x, y = 4.636, 1635 to 4.685, 1635 and new response = 434632; previous integration is from x, y = 4.636, 1635 to 4.685, 22699 and previous response = 403621. | | | ✓ | |
| CmdManuallyIntegrateQualifierPeak | BL2000\jheine | 12/29/2021 6:10:51 PM | Manually integrate qualifier 66.0 of compound Phenol in sample Dec2803.D, from x, y = 4.685, 211718 to 4.766, 89547, result = -116229; previous integration is from x, y = 4.636, 1370 to 4.971, 2518 and previous response = 1510974. | | | ✓ | |
| CmdManuallyIntegrateSnapBaseline | BL2000\jheine | 12/29/2021 6:10:53 PM | Snap baseline for qualifier 66.0 of compound Phenol in sample Dec2803.D from x = 4.685 to x = 4.766, new integration is from x, y = 4.685, 138816 to 4.766, 10739 and new response = 255611; previous integration is from x, y = 4.685, 211718 to 4.766, 89547 and previous response = -116229. | | | ✓ | |
| CmdManuallyIntegrateDropBaseline | BL2000\jheine | 12/29/2021 6:10:54 PM | Drop baseline for qualifier 66.0 of compound Phenol in sample Dec2803.D to y = 10739, new integration is from x, y = 4.685, 10739 to 4.766, 10739 and new response = 569528; previous integration is from x, y = 4.685, 138816 to 4.766, 10739 and previous response = 255611. | | | ✓ | |
| CmdManuallyIntegrateSplit | BL2000\jheine | 12/29/2021 6:10:58 PM | Split peak for compound Phenol in sample Dec2803.D and keep left peak, new integration is from x, y = 4.675, 2827.94273833201 to 4.736, 3162.25554969533 and new response = 1382075, previous integration is from x, y = 4.675, 2828 to 4.777, 3385 and previous response = 1468578. | | | ✓ | |
| CmdSetTargetCompoundAttribute | BL2000\jheine | 12/29/2021 6:11:00 PM | Set UserAnnotation = CO for compound Phenol in sample Dec2803.D; previous value = | | | ✓ | |
| CmdManuallyIntegrateSplit | BL2000\jheine | 12/29/2021 6:11:07 PM | Split peak for compound bis(-2-Chloroethyl)Ether in sample Dec2803.D and keep left peak, new integration is from x, y = 4.726, 1294.92444762839 to 4.777, 1359.30513919713 and new response = 1242545, previous integration is from x, y = 4.726, 1295 to 4.828, 1424 and previous response = 1635389. | | | ✓ | |

Audit Trail report

| Name | User | Time | Action | Reason | Comment | Succeed | Exception |
|-----------------------------------|---------------|-----------------------|---|--------|---------|---------|-----------|
| CmdSetTargetCompoundAttribute | BL2000\jheine | 12/29/2021 6:11:11 PM | Set UserAnnotation = CO for compound bis(-2-Chloroethyl)Ether in sample Dec2803.D; previous value = | | | ✓ | |
| CmdManuallyIntegrateQualifierPeak | BL2000\jheine | 12/29/2021 6:11:15 PM | Manually integrate qualifier 64.0 of compound bis(-2-Chloroethyl)Ether in sample Dec2803.D, from x, y = 4.736, 23529 to 4.766, 57360, result = -34204; previous integration is from x, y = 4.766, 783 to 4.858, 837 and previous response = 557256. | | | ✓ | |
| CmdManuallyIntegrateSnapBaseline | BL2000\jheine | 12/29/2021 6:11:16 PM | Snap baseline for qualifier 64.0 of compound bis(-2-Chloroethyl)Ether in sample Dec2803.D from x = 4.736 to x = 4.766, new integration is from x, y = 4.736, 3587 to 4.766, 4300 and new response = 32921; previous integration is from x, y = 4.736, 23529 to 4.766, 57360 and previous response = -34204. | | | ✓ | |
| CmdManuallyIntegrateDropBaseline | BL2000\jheine | 12/29/2021 6:11:17 PM | Drop baseline for qualifier 64.0 of compound bis(-2-Chloroethyl)Ether in sample Dec2803.D to y = 3587, new integration is from x, y = 4.736, 3587 to 4.766, 3587 and new response = 33577; previous integration is from x, y = 4.736, 3587 to 4.766, 4300 and previous response = 32921. | | | ✓ | |
| CmdManuallyIntegratePeak | BL2000\jheine | 12/29/2021 6:11:31 PM | Manually integrate compound 1,2-Dichlorobenzene in sample Dec2803.D, from x, y = 5.165, 95302 to 5.246, 114934, result = 1010509; previous integration is from x, y = 5.001, 97 to 5.155, 185 and previous response = 1365992. | | | ✓ | |
| CmdManuallyIntegrateSnapBaseline | BL2000\jheine | 12/29/2021 6:11:33 PM | Snap baseline for compound 1,2-Dichlorobenzene in sample Dec2803.D, from x = 5.165 to x = 5.246, new integration is from x, y = 5.165, 7719 to 5.246, 2048 and new response = 1501959; previous integration is from x, y = 5.165, 95302 to 5.246, 114934 and previous response = 1010509. | | | ✓ | |
| CmdManuallyIntegrateSnapBaseline | BL2000\jheine | 12/29/2021 6:11:34 PM | Snap baseline for compound 1,2-Dichlorobenzene in sample Dec2803.D, from x = 5.165 to x = 5.246, new integration is from x, y = 5.165, 7719 to 5.246, 2048 and new response = 1501959; previous integration is from x, y = 5.165, 7719 to 5.246, 2048 and previous response = 1501959. | | | ✓ | |
| CmdSetTargetCompoundAttribute | BL2000\jheine | 12/29/2021 6:11:36 PM | Set UserAnnotation = NI for compound 1,2-Dichlorobenzene in sample Dec2803.D; previous value = | | | ✓ | |

Audit Trail report

| Name | User | Time | Action | Reason | Comment | Succeed | Exception |
|--|---------------|-----------------------|---|--------|---------|---------|-----------|
| CmdManuallyIntegrateQualifierPeak | BL2000\jheine | 12/29/2021 6:11:39 PM | Manually integrate qualifier 148.0 of compound 1,2-Dichlorobenzene in sample Dec2803.D from x, y = 5.165, 66595 to 5.216, 127844; result = 673254 | | | ✓ | |
| CmdManuallyIntegrateSnapBaseline | BL2000\jheine | 12/29/2021 6:11:42 PM | Snap baseline for qualifier 148.0 of compound 1,2-Dichlorobenzene in sample Dec2803.D from x = 5.165 to x = 5.216, new integration is from x, y = 5.165, 4305 to 5.216, 4099 and new response = 958259; previous integration is from x, y = 5.165, 66595 to 5.216, 127844 and previous response = 673254. | | | ✓ | |
| CmdManuallyIntegrateDropBaseline | BL2000\jheine | 12/29/2021 6:11:43 PM | Drop baseline for qualifier 148.0 of compound 1,2-Dichlorobenzene in sample Dec2803.D to y = 4099, new integration is from x, y = 5.165, 4099 to 5.216, 4099 and new response = 958574; previous integration is from x, y = 5.165, 4305 to 5.216, 4099 and previous response = 958259. | | | ✓ | |
| CmdManuallyIntegrateApplyTargetRtToQualifier | BL2000\jheine | 12/29/2021 6:11:46 PM | Apply target integration range 5.165-5.246 to qualifier 111.0 for compound 1,2-Dichlorobenzene in sample Dec2803.D, new integration is from x, y = 5.165, 3362 to 5.246, 804 and new response = 627705; previously no peak. | | | ✓ | |
| CmdManuallyIntegrateDropBaseline | BL2000\jheine | 12/29/2021 6:11:50 PM | Drop baseline for qualifier 111.0 of compound 1,2-Dichlorobenzene in sample Dec2803.D to y = 804, new integration is from x, y = 5.165, 804 to 5.246, 804 and new response = 633976; previous integration is from x, y = 5.165, 3362 to 5.246, 804 and previous response = 627705. | | | ✓ | |
| CmdManuallyIntegrateDropBaseline | BL2000\jheine | 12/29/2021 6:11:53 PM | Drop baseline for compound 1,2-Dichlorobenzene in sample Dec2803.D to y = 2048, new integration is from x, y = 5.165, 2048 to 5.246, 2048 and new response = 1515861; previous integration is from x, y = 5.165, 7719 to 5.246, 2048 and previous response = 1501959. | | | ✓ | |
| CmdManuallyIntegratePeak | BL2000\jheine | 12/29/2021 6:12:01 PM | Manually integrate compound Benzyl Alcohol in sample Dec2803.D, from x, y = 5.155, 35952 to 5.298, 119209, result = 33030; previous integration is from x, y = 5.308, 2860 to 5.466, 4802 and previous response = 1196578. | | | ✓ | |

Audit Trail report

| Name | User | Time | Action | Reason | Comment | Succeed | Exception |
|--|---------------|-----------------------|--|--------|---------|---------|-----------|
| CmdManuallyIntegrateSnapBaseline | BL2000\jheine | 12/29/2021 6:12:04 PM | Snap baseline for compound Benzyl Alcohol in sample Dec2803.D, from x = 5.155 to x = 5.298, new integration is from x, y = 5.155, 216 to 5.298, 3143 and new response = 684184; previous integration is from x, y = 5.155, 35952 to 5.298, 119209 and previous response = 33030. | | | ✓ | |
| CmdManuallyIntegrateDropBaseline | BL2000\jheine | 12/29/2021 6:12:04 PM | Drop baseline for compound Benzyl Alcohol in sample Dec2803.D to y = 216, new integration is from x, y = 5.155, 216 to 5.298, 216 and new response = 696740; previous integration is from x, y = 5.155, 216 to 5.298, 3143 and previous response = 684184. | | | ✓ | |
| CmdSetTargetCompoundAttribute | BL2000\jheine | 12/29/2021 6:12:08 PM | Set UserAnnotation = NI for compound Benzyl Alcohol in sample Dec2803.D; previous value = | | | ✓ | |
| CmdManuallyIntegrateApplyTargetRtToQualifier | BL2000\jheine | 12/29/2021 6:12:15 PM | Apply target integration range 5.155-5.298 to qualifier 107.0 for compound Benzyl Alcohol in sample Dec2803.D, new integration is from x, y = 5.155, 210 to 5.298, 2661 and new response = 480451; previously no peak. | | | ✓ | |
| CmdManuallyIntegrateSplit | BL2000\jheine | 12/29/2021 6:12:28 PM | Split qualifier 108.0 of compound 2-Methylphenol in sample Dec2803.D and keep right peak, new integration is from x, y = 5.308, 2249.58987175101 to 5.451, 3729.74881262796 and new response = 1202318, previous integration is from x, y = 5.165, 772 to 5.451, 3730 and previous response = 1883839. | | | ✓ | |
| CmdManuallyIntegrateSplit | BL2000\jheine | 12/29/2021 6:12:35 PM | Split qualifier 130.0 of compound N-nitroso-Di-n-propylamine in sample Dec2803.D and keep left peak, new integration is from x, y = 5.461, 303.735529949431 to 5.522, 281.494272794364 and new response = 142095, previous integration is from x, y = 5.461, 304 to 5.571, 264 and previous response = 148917. | | | ✓ | |
| CmdManuallyIntegrateApplyTargetRtToQualifier | BL2000\jheine | 12/29/2021 6:12:59 PM | Apply target integration range 5.992-6.064 to qualifier 65.0 for compound 2-Nitrophenol in sample Dec2803.D, new integration is from x, y = 5.992, 3048 to 6.064, 3504 and new response = 155712; previously no peak. | | | ✓ | |

Audit Trail report

| Name | User | Time | Action | Reason | Comment | Succeed | Exception |
|-----------------------------------|---------------|-----------------------|---|--------|---------|---------|-----------|
| CmdManuallyIntegrateSplit | BL2000\jheine | 12/29/2021 6:13:09 PM | Split qualifier 63.0 of compound bis(-2-Chloroethoxy)Methane in sample Dec2803.D and keep left peak, new integration is from x, y = 6.189, 2565.0027623803 to 6.280, 3339.99573056667 and new response = 1018405, previous integration is from x, y = 6.189, 2565 to 6.362, 4042 and previous response = 1508542. | | | ✓ | |
| CmdManuallyIntegrateQualifierPeak | BL2000\jheine | 12/29/2021 6:13:23 PM | Manually integrate qualifier 129.0 of compound Naphthalene in sample Dec2803.D from x, y = 6.426, 648 to 6.496, 61580; result = 203630 | | | ✓ | |
| CmdManuallyIntegrateDropBaseline | BL2000\jheine | 12/29/2021 6:13:25 PM | Drop baseline for qualifier 129.0 of compound Naphthalene in sample Dec2803.D to y = 648, new integration is from x, y = 6.426, 648 to 6.496, 648 and new response = 329935; previous integration is from x, y = 6.426, 648 to 6.496, 61580 and previous response = 203630. | | | ✓ | |
| CmdManuallyIntegrateSplit | BL2000\jheine | 12/29/2021 6:13:30 PM | Split qualifier 102.0 of compound Naphthalene in sample Dec2803.D and keep left peak, new integration is from x, y = 6.424, 209.64701009143 to 6.496, 232.723848147111 and new response = 286807, previous integration is from x, y = 6.424, 210 to 6.537, 246 and previous response = 323300. | | | ✓ | |
| CmdManuallyIntegrateSplit | BL2000\jheine | 12/29/2021 6:13:37 PM | Split peak for compound 4-Chlorophenol in sample Dec2803.D and keep left peak, new integration is from x, y = 6.485, 734.233330617471 to 6.547, 835.197934616555 and new response = 262993, previous integration is from x, y = 6.485, 734 to 6.588, 903 and previous response = 298131. | | | ✓ | |
| CmdManuallyIntegrateSplit | BL2000\jheine | 12/29/2021 6:13:42 PM | Split qualifier 128.0 of compound 4-Chlorophenol in sample Dec2803.D and keep left peak, new integration is from x, y = 6.496, 1468.29368208399 to 6.547, 1667.25202398165 and new response = 848594, previous integration is from x, y = 6.496, 1468 to 6.588, 1826 and previous response = 985334. | | | ✓ | |

Audit Trail report

| Name | User | Time | Action | Reason | Comment | Succeed | Exception |
|-----------------------------------|---------------|-----------------------|---|--------|---------|---------|-----------|
| CmdManuallyIntegrateSplit | BL2000\jheine | 12/29/2021 6:15:22 PM | Split qualifier 129.0 of compound p-Chloroaniline in sample Dec2803.D and keep right peak, new integration is from x, y = 6.496, 665.343738050074 to 6.609, 772.4622765821 and new response = 441288, previous integration is from x, y = 6.425, 598 to 6.609, 772 and previous response = 771211. | | | ✓ | |
| CmdManuallyIntegrateQualifierPeak | BL2000\jheine | 12/29/2021 6:15:28 PM | Manually integrate qualifier 129.0 of compound p-Chloroaniline in sample Dec2803.D, from x, y = 6.537, 51618 to 6.609, 772, result = 275127; previous integration is from x, y = 6.496, 665 to 6.609, 772 and previous response = 441288. | | | ✓ | |
| CmdManuallyIntegrateDropBaseline | BL2000\jheine | 12/29/2021 6:15:30 PM | Drop baseline for qualifier 129.0 of compound p-Chloroaniline in sample Dec2803.D to y = 772, new integration is from x, y = 6.537, 772 to 6.609, 772 and new response = 384775; previous integration is from x, y = 6.537, 51618 to 6.609, 772 and previous response = 275127. | | | ✓ | |
| CmdManuallyIntegrateSplit | BL2000\jheine | 12/29/2021 6:15:42 PM | Split qualifier 144.0 of compound 4-Chloro-3-Methylphenol in sample Dec2803.D and keep left peak, new integration is from x, y = 7.163, 334.748837033507 to 7.266, 476.223395107193 and new response = 194687, previous integration is from x, y = 7.163, 335 to 7.317, 547 and previous response = 210642. | | | ✓ | |
| CmdManuallyIntegrateSplit | BL2000\jheine | 12/29/2021 6:15:51 PM | Split peak for compound 2-Methylnaphthalene in sample Dec2803.D and keep left peak, new integration is from x, y = 7.153, 815.691056452812 to 7.369, 1401.49510469009 and new response = 1691720, previous integration is from x, y = 7.153, 816 to 7.461, 1653 and previous response = 3307383. | | | ✓ | |
| CmdManuallyIntegrateSplit | BL2000\jheine | 12/29/2021 6:15:55 PM | Split peak for compound 2-Methylnaphthalene in sample Dec2803.D and keep right peak, new integration is from x, y = 7.256, 1094.62596186976 to 7.369, 1401.49510469009 and new response = 1632756, previous integration is from x, y = 7.153, 816 to 7.369, 1401 and previous response = 1691720. | | | ✓ | |
| CmdSetTargetCompoundAttribute | BL2000\jheine | 12/29/2021 6:15:57 PM | Set UserAnnotation = CO for compound 2-Methylnaphthalene in sample Dec2803.D; previous value = | | | ✓ | |

Audit Trail report

| Name | User | Time | Action | Reason | Comment | Succeed | Exception |
|--|---------------|-----------------------|---|--------|---------|---------|-----------|
| CmdManuallyIntegrateSplit | BL2000\jheine | 12/29/2021 6:16:00 PM | Split qualifier 115.0 of compound 2-Methylnaphthalene in sample Dec2803.D and keep right peak, new integration is from x, y = 7.358, 912.246595772367 to 7.471, 1033.14910787909 and new response = 675704, previous integration is from x, y = 7.256, 803 to 7.471, 1033 and previous response = 1359222. | | | ✓ | |
| CmdClearManualIntegration | BL2000\jheine | 12/29/2021 6:16:04 PM | Clear manual integration of qualifier 115.0 for compound 2-Methylnaphthalene in sample Dec2803.D | | | ✓ | |
| CmdManuallyIntegrateSplit | BL2000\jheine | 12/29/2021 6:16:07 PM | Split qualifier 115.0 of compound 2-Methylnaphthalene in sample Dec2803.D and keep left peak, new integration is from x, y = 7.256, 802.956290124996 to 7.358, 912.246595772367 and new response = 683932, previous integration is from x, y = 7.256, 803 to 7.471, 1033 and previous response = 1359222. | | | ✓ | |
| CmdManuallyIntegrateSplit | BL2000\jheine | 12/29/2021 6:16:14 PM | Split peak for compound 1-Methylnaphthalene in sample Dec2803.D and keep right peak, new integration is from x, y = 7.369, 1412.07393746922 to 7.461, 1503.29197724544 and new response = 1616047, previous integration is from x, y = 7.256, 1301 to 7.461, 1503 and previous response = 3247144. | | | ✓ | |
| CmdManuallyIntegrateApplyTargetRtToQualifier | BL2000\jheine | 12/29/2021 6:16:18 PM | Apply target integration range 7.369-7.461 to qualifier 142.0 for compound 1-Methylnaphthalene in sample Dec2803.D, new integration is from x, y = 7.369, 7468 to 7.461, 11836 and new response = 1764999; previous integration is from x, y = 7.256, 3890 to 7.358, 3570 and previous response = 1920851. | | | ✓ | |
| CmdManuallyIntegrateApplyTargetRtToQualifier | BL2000\jheine | 12/29/2021 6:16:19 PM | Apply target integration range 7.369-7.461 to qualifier 142.0 for compound 1-Methylnaphthalene in sample Dec2803.D, new integration is from x, y = 7.369, 7468 to 7.461, 11836 and new response = 1764999; previous integration is from x, y = 7.369, 7468 to 7.461, 11836 and previous response = 1764999. | | | ✓ | |

Audit Trail report

| Name | User | Time | Action | Reason | Comment | Succeed | Exception |
|--|---------------|-----------------------|--|--------|---------|---------|-----------|
| CmdManuallyIntegrateDropBaseline | BL2000\jheine | 12/29/2021 6:16:23 PM | Drop baseline for qualifier 142.0 of compound 1-Methylnaphthalene in sample Dec2803.D to y = 7468, new integration is from x, y = 7.369, 7468 to 7.461, 7468 and new response = 1777111; previous integration is from x, y = 7.369, 7468 to 7.461, 11836 and previous response = 1764999. | | | ✓ | |
| CmdManuallyIntegrateSplit | BL2000\jheine | 12/29/2021 6:16:27 PM | Split qualifier 115.0 of compound 1-Methylnaphthalene in sample Dec2803.D and keep right peak, new integration is from x, y = 7.358, 928.008526800522 to 7.471, 1065.55954337599 and new response = 675541, previous integration is from x, y = 7.256, 804 to 7.471, 1066 and previous response = 1359009. | | | ✓ | |
| CmdManuallyIntegrateApplyTargetRtToQualifier | BL2000\jheine | 12/29/2021 6:16:58 PM | Apply target integration range 8.314-8.476 to qualifier 153.1 for compound Acenaphthylene in sample Dec2803.D, new integration is from x, y = 8.314, 0 to 8.476, 1591 and new response = 404783; previously no peak. | | | ✓ | |
| CmdManuallyIntegrateApplyTargetRtToQualifier | BL2000\jheine | 12/29/2021 6:17:09 PM | Apply target integration range 8.609-8.722 to qualifier 154.0 for compound 2,4-Dinitrophenol in sample Dec2803.D, new integration is from x, y = 8.609, 7650 to 8.722, 2247 and new response = 59183; previous integration is from x, y = 8.527, 992 to 8.630, 1027 and previous response = 1573238. | | | ✓ | |
| CmdManuallyIntegrateQualifierPeak | BL2000\jheine | 12/29/2021 6:17:16 PM | Manually integrate qualifier 154.0 of compound 2,4-Dinitrophenol in sample Dec2803.D, from x, y = 8.630, 14680 to 8.712, 35798, result = -39868; previous integration is from x, y = 8.609, 7650 to 8.722, 2247 and previous response = 59183. | | | ✓ | |
| CmdManuallyIntegrateSnapBaseline | BL2000\jheine | 12/29/2021 6:17:18 PM | Snap baseline for qualifier 154.0 of compound 2,4-Dinitrophenol in sample Dec2803.D from x = 8.630 to x = 8.712, new integration is from x, y = 8.630, 4092 to 8.712, 3153 and new response = 66269; previous integration is from x, y = 8.630, 14680 to 8.712, 35798 and previous response = -39868. | | | ✓ | |
| CmdManuallyIntegrateDropBaseline | BL2000\jheine | 12/29/2021 6:17:19 PM | Drop baseline for qualifier 154.0 of compound 2,4-Dinitrophenol in sample Dec2803.D to y = 3153, new integration is from x, y = 8.630, 3153 to 8.712, 3153 and new response = 68575; previous integration is from x, y = 8.630, 4092 to 8.712, 3153 and previous response = 66269. | | | ✓ | |

Audit Trail report

| Name | User | Time | Action | Reason | Comment | Succeed | Exception |
|-----------------------------------|---------------|-----------------------|--|--------|---------|---------|-----------|
| CmdManuallyIntegrateSplit | BL2000\jheine | 12/29/2021 6:17:28 PM | Split qualifier 139.0 of compound Dibenzofuran in sample Dec2803.D and keep left peak, new integration is from x, y = 8.743, 380.911792282324 to 8.793, 470.291752898846 and new response = 996693, previous integration is from x, y = 8.743, 381 to 8.845, 561 and previous response = 1210675. | | | ✓ | |
| CmdManuallyIntegrateSplit | BL2000\jheine | 12/29/2021 6:17:41 PM | Split peak for compound 2,4-Dinitrotoluene in sample Dec2803.D and keep left peak, new integration is from x, y = 8.783, 462.032290012228 to 8.845, 445.72156422129 and new response = 263865, previous integration is from x, y = 8.783, 462 to 8.875, 438 and previous response = 264598. | | | ✓ | |
| CmdClearManualIntegration | BL2000\jheine | 12/29/2021 6:17:45 PM | Clear manual integration of target signal for compound 2,4-Dinitrotoluene in sample Dec2803.D | | | ✓ | |
| CmdManuallyIntegrateSplit | BL2000\jheine | 12/29/2021 6:17:50 PM | Split qualifier 139.0 of compound 4-Nitrophenol in sample Dec2803.D and keep right peak, new integration is from x, y = 8.793, 727.561915755913 to 8.845, 836.154597820875 and new response = 213592, previous integration is from x, y = 8.744, 623 to 8.845, 836 and previous response = 1209243. | | | ✓ | |
| CmdManuallyIntegrateSplit | BL2000\jheine | 12/29/2021 6:17:58 PM | Split qualifier 63.0 of compound 2,4-Dinitrotoluene in sample Dec2803.D and keep right peak, new integration is from x, y = 8.722, 2361.30394518524 to 8.865, 2134.64844653436 and new response = 395758, previous integration is from x, y = 8.722, 2361 to 8.865, 2135 and previous response = 395758. | | | ✓ | |
| CmdManuallyIntegrateQualifierPeak | BL2000\jheine | 12/29/2021 6:18:05 PM | Manually integrate qualifier 63.0 of compound 2,4-Dinitrotoluene in sample Dec2803.D, from x, y = 8.793, 6224 to 8.865, 2135, result = 225600; previous integration is from x, y = 8.722, 2361 to 8.865, 2135 and previous response = 395758. | | | ✓ | |
| CmdManuallyIntegrateDropBaseline | BL2000\jheine | 12/29/2021 6:18:07 PM | Drop baseline for qualifier 63.0 of compound 2,4-Dinitrotoluene in sample Dec2803.D to y = 2135, new integration is from x, y = 8.793, 2135 to 8.865, 2135 and new response = 234387; previous integration is from x, y = 8.793, 6224 to 8.865, 2135 and previous response = 225600. | | | ✓ | |

Audit Trail report

| Name | User | Time | Action | Reason | Comment | Succeed | Exception |
|-----------------------------------|---------------|-----------------------|---|--------|---------|---------|-----------|
| CmdManuallyIntegrateQualifierPeak | BL2000\jheine | 12/29/2021 6:18:53 PM | Manually integrate qualifier 51.0 of compound Azobenzene in sample Dec2803.D, from x, y = 9.387, 61493 to 9.469, 3843, result = 701488; previous integration is from x, y = 9.346, 3880 to 9.469, 3843 and previous response = 1098397. | | | ✓ | |
| CmdManuallyIntegrateDropBaseline | BL2000\jheine | 12/29/2021 6:18:55 PM | Drop baseline for qualifier 51.0 of compound Azobenzene in sample Dec2803.D to y = 3843, new integration is from x, y = 9.387, 3843 to 9.469, 3843 and new response = 843017; previous integration is from x, y = 9.387, 61493 to 9.469, 3843 and previous response = 701488. | | | ✓ | |
| CmdManuallyIntegrateSplit | BL2000\jheine | 12/29/2021 6:20:10 PM | Split peak for compound Indeno(1,2,3-c,d)pyrene in sample Dec2803.D and keep left peak, new integration is from x, y = 20.916, 1170.67140611346 to 20.998, 1899.48127691737 and new response = 1428035, previous integration is from x, y = 20.916, 1171 to 21.100, 2794 and previous response = 1898062. | | | ✓ | |
| CmdSetTargetCompoundAttribute | BL2000\jheine | 12/29/2021 6:20:12 PM | Set UserAnnotation = CO for compound Indeno(1,2,3-c,d)pyrene in sample Dec2803.D; previous value = | | | ✓ | |
| CmdManuallyIntegrateQualifierPeak | BL2000\jheine | 12/29/2021 6:20:33 PM | Manually integrate qualifier 66.0 of compound Aniline in sample Dec2804.D, from x, y = 4.623, 1067 to 4.685, 38020, result = 552767; previous integration is from x, y = 4.623, 1067 to 4.767, 1499 and previous response = 1110266. | | | ✓ | |
| CmdManuallyIntegrateDropBaseline | BL2000\jheine | 12/29/2021 6:20:35 PM | Drop baseline for qualifier 66.0 of compound Aniline in sample Dec2804.D to y = 1067, new integration is from x, y = 4.623, 1067 to 4.685, 1067 and new response = 621724; previous integration is from x, y = 4.623, 1067 to 4.685, 38020 and previous response = 552767. | | | ✓ | |
| CmdManuallyIntegrateQualifierPeak | BL2000\jheine | 12/29/2021 6:20:39 PM | Manually integrate qualifier 65.0 of compound Aniline in sample Dec2804.D, from x, y = 4.635, 1350 to 4.685, 35796, result = 287319; previous integration is from x, y = 4.635, 1350 to 4.726, 1669 and previous response = 694282. | | | ✓ | |

Audit Trail report

| Name | User | Time | Action | Reason | Comment | Succeed | Exception |
|-----------------------------------|---------------|-----------------------|---|--------|---------|---------|-----------|
| CmdManuallyIntegrateDropBaseline | BL2000\jheine | 12/29/2021 6:20:41 PM | Drop baseline for qualifier 65.0 of compound Aniline in sample Dec2804.D to y = 1350, new integration is from x, y = 4.635, 1350 to 4.685, 1350 and new response = 339322; previous integration is from x, y = 4.635, 1350 to 4.685, 35796 and previous response = 287319. | | | ✓ | |
| CmdManuallyIntegrateQualifierPeak | BL2000\jheine | 12/29/2021 6:20:51 PM | Manually integrate qualifier 66.0 of compound Phenol in sample Dec2804.D, from x, y = 4.685, 43953 to 4.767, 1533, result = 384223; previous integration is from x, y = 4.626, 1189 to 4.767, 1533 and previous response = 1109635. | | | ✓ | |
| CmdManuallyIntegrateDropBaseline | BL2000\jheine | 12/29/2021 6:20:53 PM | Drop baseline for qualifier 66.0 of compound Phenol in sample Dec2804.D to y = 1533, new integration is from x, y = 4.685, 1533 to 4.767, 1533 and new response = 488194; previous integration is from x, y = 4.685, 43953 to 4.767, 1533 and previous response = 384223. | | | ✓ | |
| CmdManuallyIntegrateQualifierPeak | BL2000\jheine | 12/29/2021 6:21:00 PM | Manually integrate qualifier 64.0 of compound bis(-2-Chloroethyl)Ether in sample Dec2804.D, from x, y = 4.726, 21344 to 4.767, 35555, result = -36935; previous integration is from x, y = 4.636, 667 to 4.726, 718 and previous response = 112919. | | | ✓ | |
| CmdManuallyIntegrateSnapBaseline | BL2000\jheine | 12/29/2021 6:21:02 PM | Snap baseline for qualifier 64.0 of compound bis(-2-Chloroethyl)Ether in sample Dec2804.D from x = 4.726 to x = 4.767, new integration is from x, y = 4.726, 2303 to 4.767, 3210 and new response = 26039; previous integration is from x, y = 4.726, 21344 to 4.767, 35555 and previous response = -36935. | | | ✓ | |
| CmdManuallyIntegrateDropBaseline | BL2000\jheine | 12/29/2021 6:21:03 PM | Drop baseline for qualifier 64.0 of compound bis(-2-Chloroethyl)Ether in sample Dec2804.D to y = 2303, new integration is from x, y = 4.726, 2303 to 4.767, 2303 and new response = 27151; previous integration is from x, y = 4.726, 2303 to 4.767, 3210 and previous response = 26039. | | | ✓ | |
| CmdManuallyIntegrateQualifierPeak | BL2000\jheine | 12/29/2021 6:21:14 PM | Manually integrate qualifier 111.0 of compound 1,3-Dichlorobenzene in sample Dec2804.D from x, y = 4.910, 0 to 4.991, 45657; result = 301042 | | | ✓ | |

Audit Trail report

| Name | User | Time | Action | Reason | Comment | Succeed | Exception |
|--|---------------|-----------------------|---|--------|---------|---------|-----------|
| CmdManuallyIntegrateDropBaseline | BL2000\jheine | 12/29/2021 6:21:15 PM | Drop baseline for qualifier 111.0 of compound 1,3-Dichlorobenzene in sample Dec2804.D to y = 0, new integration is from x, y = 4.910, 0 to 4.991, 0 and new response = 412947; previous integration is from x, y = 4.910, 0 to 4.991, 45657 and previous response = 301042. | | | ✓ | |
| CmdManuallyIntegrateSplit | BL2000\jheine | 12/29/2021 6:21:27 PM | Split qualifier 111.0 of compound 1,4-Dichlorobenzene in sample Dec2804.D and keep right peak, new integration is from x, y = 4.991, 0 to 5.083, 0 and new response = 391172, previous integration is from x, y = 4.910, 0 to 5.083, 0 and previous response = 804119. | | | ✓ | |
| CmdManuallyIntegratePeak | BL2000\jheine | 12/29/2021 6:21:34 PM | Manually integrate compound 1,2-Dichlorobenzene in sample Dec2804.D, from x, y = 5.155, 24023 to 5.236, 86200, result = 811964; previous integration is from x, y = 5.001, 105 to 5.083, 167 and previous response = 1031175. | | | ✓ | |
| CmdManuallyIntegrateSnapBaseline | BL2000\jheine | 12/29/2021 6:21:36 PM | Snap baseline for compound 1,2-Dichlorobenzene in sample Dec2804.D, from x = 5.155 to x = 5.236, new integration is from x, y = 5.155, 1045 to 5.236, 3249 and new response = 1071597; previous integration is from x, y = 5.155, 24023 to 5.236, 86200 and previous response = 811964. | | | ✓ | |
| CmdManuallyIntegrateDropBaseline | BL2000\jheine | 12/29/2021 6:21:37 PM | Drop baseline for compound 1,2-Dichlorobenzene in sample Dec2804.D to y = 1045, new integration is from x, y = 5.155, 1045 to 5.236, 1045 and new response = 1076999; previous integration is from x, y = 5.155, 1045 to 5.236, 3249 and previous response = 1071597. | | | ✓ | |
| CmdSetTargetCompoundAttribute | BL2000\jheine | 12/29/2021 6:21:40 PM | Set UserAnnotation = NI for compound 1,2-Dichlorobenzene in sample Dec2804.D; previous value = | | | ✓ | |
| CmdManuallyIntegrateApplyTargetRtToQualifier | BL2000\jheine | 12/29/2021 6:21:44 PM | Apply target integration range 5.155-5.236 to qualifier 148.0 for compound 1,2-Dichlorobenzene in sample Dec2804.D, new integration is from x, y = 5.155, 920 to 5.236, 1468 and new response = 688700; previously no peak. | | | ✓ | |
| CmdManuallyIntegrateApplyTargetRtToQualifier | BL2000\jheine | 12/29/2021 6:21:48 PM | Apply target integration range 5.155-5.236 to qualifier 111.0 for compound 1,2-Dichlorobenzene in sample Dec2804.D, new integration is from x, y = 5.155, 937 to 5.236, 867 and new response = 436673; previously no peak. | | | ✓ | |

Audit Trail report

| Name | User | Time | Action | Reason | Comment | Succeed | Exception |
|--|---------------|-----------------------|--|--------|---------|---------|-----------|
| CmdManuallyIntegratePeak | BL2000\jheine | 12/29/2021 6:22:03 PM | Manually integrate compound Benzyl Alcohol in sample Dec2804.D, from x, y = 5.155, 18794 to 5.287, 75546, result = 180900; previous integration is from x, y = 4.984, 165 to 5.042, 216 and previous response = 9591. | | | ✓ | |
| CmdManuallyIntegrateSnapBaseline | BL2000\jheine | 12/29/2021 6:22:06 PM | Snap baseline for compound Benzyl Alcohol in sample Dec2804.D, from x = 5.155 to x = 5.287, new integration is from x, y = 5.155, 0 to 5.287, 3045 and new response = 544531; previous integration is from x, y = 5.155, 18794 to 5.287, 75546 and previous response = 180900. | | | ✓ | |
| CmdManuallyIntegrateDropBaseline | BL2000\jheine | 12/29/2021 6:22:07 PM | Drop baseline for compound Benzyl Alcohol in sample Dec2804.D to y = 0, new integration is from x, y = 5.155, 0 to 5.287, 0 and new response = 556659; previous integration is from x, y = 5.155, 0 to 5.287, 3045 and previous response = 544531. | | | ✓ | |
| CmdSetTargetCompoundAttribute | BL2000\jheine | 12/29/2021 6:22:10 PM | Set UserAnnotation = NI for compound Benzyl Alcohol in sample Dec2804.D; previous value = | | | ✓ | |
| CmdManuallyIntegrateApplyTargetRtToQualifier | BL2000\jheine | 12/29/2021 6:22:14 PM | Apply target integration range 5.155-5.287 to qualifier 107.0 for compound Benzyl Alcohol in sample Dec2804.D, new integration is from x, y = 5.155, 0 to 5.287, 3001 and new response = 378515; previously no peak. | | | ✓ | |
| CmdManuallyIntegrateApplyTargetRtToQualifier | BL2000\jheine | 12/29/2021 6:23:32 PM | Apply target integration range 5.982-6.075 to qualifier 65.0 for compound 2-Nitrophenol in sample Dec2804.D, new integration is from x, y = 5.982, 2500 to 6.075, 2978 and new response = 120836; previously no peak. | | | ✓ | |
| CmdManuallyIntegrateQualifierPeak | BL2000\jheine | 12/29/2021 6:23:52 PM | Manually integrate qualifier 129.0 of compound Naphthalene in sample Dec2804.D from x, y = 6.436, 831 to 6.485, 65881; result = 162886 | | | ✓ | |
| CmdManuallyIntegrateDropBaseline | BL2000\jheine | 12/29/2021 6:23:54 PM | Drop baseline for qualifier 129.0 of compound Naphthalene in sample Dec2804.D to y = 831, new integration is from x, y = 6.436, 831 to 6.485, 831 and new response = 258788; previous integration is from x, y = 6.436, 831 to 6.485, 65881 and previous response = 162886. | | | ✓ | |

Audit Trail report

| Name | User | Time | Action | Reason | Comment | Succeed | Exception |
|---------------------------|---------------|-----------------------|--|--------|---------|---------|-----------|
| CmdManuallyIntegrateSplit | BL2000\jheine | 12/29/2021 6:24:34 PM | Split peak for compound 4-Chlorophenol in sample Dec2804.D and keep left peak, new integration is from x, y = 6.485, 431.769788821965 to 6.547, 516.99243137616 and new response = 204718, previous integration is from x, y = 6.485, 432 to 6.588, 574 and previous response = 233437. | | | ✓ | |
| CmdManuallyIntegrateSplit | BL2000\jheine | 12/29/2021 6:24:39 PM | Split qualifier 128.0 of compound 4-Chlorophenol in sample Dec2804.D and keep left peak, new integration is from x, y = 6.496, 1419.16828894639 to 6.547, 1605.98639538836 and new response = 677636, previous integration is from x, y = 6.496, 1419 to 6.588, 1755 and previous response = 777269. | | | ✓ | |
| CmdManuallyIntegrateSplit | BL2000\jheine | 12/29/2021 6:24:47 PM | Split qualifier 129.0 of compound p-Chloroaniline in sample Dec2804.D and keep right peak, new integration is from x, y = 6.496, 764.540992445853 to 6.609, 816.658446930707 and new response = 329195, previous integration is from x, y = 6.436, 737 to 6.609, 817 and previous response = 589233. | | | ✓ | |
| CmdManuallyIntegrateSplit | BL2000\jheine | 12/29/2021 6:24:52 PM | Split qualifier 129.0 of compound p-Chloroaniline in sample Dec2804.D and keep right peak, new integration is from x, y = 6.537, 783.494891133544 to 6.609, 816.658446930707 and new response = 282738, previous integration is from x, y = 6.496, 765 to 6.609, 817 and previous response = 329195. | | | ✓ | |
| CmdManuallyIntegrateSplit | BL2000\jheine | 12/29/2021 6:25:03 PM | Split qualifier 144.0 of compound 4-Chloro-3-Methylphenol in sample Dec2804.D and keep left peak, new integration is from x, y = 7.163, 368.85850242588 to 7.235, 449.208296160474 and new response = 149273, previous integration is from x, y = 7.163, 369 to 7.317, 541 and previous response = 168213. | | | ✓ | |
| CmdManuallyIntegrateSplit | BL2000\jheine | 12/29/2021 6:25:11 PM | Split peak for compound 2-Methylnaphthalene in sample Dec2804.D and keep left peak, new integration is from x, y = 7.153, 709.234663323938 to 7.369, 1181.61418415117 and new response = 1435938, previous integration is from x, y = 7.153, 709 to 7.451, 1362 and previous response = 2805185. | | | ✓ | |

Audit Trail report

| Name | User | Time | Action | Reason | Comment | Succeed | Exception |
|--|---------------|-----------------------|---|--------|---------|---------|-----------|
| CmdManuallyIntegrateSplit | BL2000\jheine | 12/29/2021 6:25:15 PM | Split peak for compound 2-Methylnaphthalene in sample Dec2804.D and keep right peak, new integration is from x, y = 7.245, 911.672598480209 to 7.369, 1181.61418415117 and new response = 1387396, previous integration is from x, y = 7.153, 709 to 7.369, 1182 and previous response = 1435938. | | | ✓ | |
| CmdManuallyIntegrateApplyTargetRtToQualifier | BL2000\jheine | 12/29/2021 6:25:21 PM | Apply target integration range 7.245-7.369 to qualifier 142.0 for compound 2-Methylnaphthalene in sample Dec2804.D, new integration is from x, y = 7.245, 8564 to 7.369, 5974 and new response = 1577372; previous integration is from x, y = 7.163, 896 to 7.256, 1248 and previous response = 467217. | | | ✓ | |
| CmdManuallyIntegrateApplyTargetRtToQualifier | BL2000\jheine | 12/29/2021 6:25:30 PM | Apply target integration range 7.245-7.369 to qualifier 115.0 for compound 2-Methylnaphthalene in sample Dec2804.D, new integration is from x, y = 7.245, 846 to 7.369, 3395 and new response = 582581; previously no peak. | | | ✓ | |
| CmdManuallyIntegrateSplit | BL2000\jheine | 12/29/2021 6:25:43 PM | Split peak for compound 1-Methylnaphthalene in sample Dec2804.D and keep right peak, new integration is from x, y = 7.369, 1020.71054197252 to 7.451, 1053.4654379161 and new response = 1370402, previous integration is from x, y = 7.164, 939 to 7.451, 1053 and previous response = 2805412. | | | ✓ | |
| CmdManuallyIntegrateSplit | BL2000\jheine | 12/29/2021 6:25:50 PM | Split qualifier 115.0 of compound 1-Methylnaphthalene in sample Dec2804.D and keep right peak, new integration is from x, y = 7.358, 792.924504776752 to 7.451, 876.374578580122 and new response = 581588, previous integration is from x, y = 7.240, 686 to 7.451, 876 and previous response = 1172992. | | | ✓ | |
| CmdSetTargetCompoundAttribute | BL2000\jheine | 12/29/2021 6:25:54 PM | Set UserAnnotation = CO for compound 1-Methylnaphthalene in sample Dec2804.D; previous value = | | | ✓ | |
| CmdSetTargetCompoundAttribute | BL2000\jheine | 12/29/2021 6:25:59 PM | Set UserAnnotation = CO for compound 2-Methylnaphthalene in sample Dec2804.D; previous value = | | | ✓ | |

Audit Trail report

| Name | User | Time | Action | Reason | Comment | Succeed | Exception |
|--|---------------|-----------------------|---|--------|---------|---------|-----------|
| CmdManuallyIntegrateSplit | BL2000\jheine | 12/29/2021 6:26:55 PM | Split qualifier 77.0 of compound Dimethyl Phthalate in sample Dec2804.D and keep left peak, new integration is from x, y = 8.252, 1978.28312036434 to 8.313, 2086.06132042546 and new response = 284273, previous integration is from x, y = 8.252, 1978 to 8.405, 2248 and previous response = 373587. | | | ✓ | |
| CmdManuallyIntegratePeak | BL2000\jheine | 12/29/2021 6:27:03 PM | Manually integrate compound 2,6-Dinitrotoluene in sample Dec2804.D, from x, y = 8.302, 3350 to 8.374, 15499, result = 117910; previous integration is from x, y = 8.479, 347 to 8.589, 398 and previous response = 68147. | | | ✓ | |
| CmdManuallyIntegrateSnapBaseline | BL2000\jheine | 12/29/2021 6:27:05 PM | Snap baseline for compound 2,6-Dinitrotoluene in sample Dec2804.D, from x = 8.302 to x = 8.374, new integration is from x, y = 8.302, 214 to 8.374, 517 and new response = 156829; previous integration is from x, y = 8.302, 3350 to 8.374, 15499 and previous response = 117910. | | | ✓ | |
| CmdManuallyIntegrateDropBaseline | BL2000\jheine | 12/29/2021 6:27:06 PM | Drop baseline for compound 2,6-Dinitrotoluene in sample Dec2804.D to y = 214, new integration is from x, y = 8.302, 214 to 8.374, 214 and new response = 157480; previous integration is from x, y = 8.302, 214 to 8.374, 517 and previous response = 156829. | | | ✓ | |
| CmdSetTargetCompoundAttribute | BL2000\jheine | 12/29/2021 6:27:14 PM | Set UserAnnotation = NI for compound 2,6-Dinitrotoluene in sample Dec2804.D; previous value = | | | ✓ | |
| CmdManuallyIntegrateApplyTargetRtToQualifier | BL2000\jheine | 12/29/2021 6:27:20 PM | Apply target integration range 8.317-8.476 to qualifier 153.1 for compound Acenaphthylene in sample Dec2804.D, new integration is from x, y = 8.317, 0 to 8.476, 1648 and new response = 311073; previously no peak. | | | ✓ | |
| CmdManuallyIntegrateApplyTargetRtToQualifier | BL2000\jheine | 12/29/2021 6:27:42 PM | Apply target integration range 8.630-8.712 to qualifier 154.0 for compound 2,4-Dinitrophenol in sample Dec2804.D, new integration is from x, y = 8.630, 4544 to 8.712, 2965 and new response = 42688; previous integration is from x, y = 8.528, 854 to 8.630, 874 and previous response = 1260229. | | | ✓ | |

Audit Trail report

| Name | User | Time | Action | Reason | Comment | Succeed | Exception |
|-----------------------------------|---------------|-----------------------|--|--------|---------|---------|-----------|
| CmdManuallyIntegrateSplit | BL2000\jheine | 12/29/2021 6:27:53 PM | Split qualifier 139.0 of compound Dibenzofuran in sample Dec2804.D and keep left peak, new integration is from x, y = 8.744, 503.392167397524 to 8.794, 576.573983526822 and new response = 766949, previous integration is from x, y = 8.744, 503 to 8.845, 653 and previous response = 925150. | | | ✓ | |
| CmdManuallyIntegrateSplit | BL2000\jheine | 12/29/2021 6:28:02 PM | Split qualifier 139.0 of compound 4-Nitrophenol in sample Dec2804.D and keep right peak, new integration is from x, y = 8.794, 661.556642698894 to 8.845, 746.752256306765 and new response = 158182, previous integration is from x, y = 8.745, 581 to 8.845, 747 and previous response = 924675. | | | ✓ | |
| CmdManuallyIntegrateSplit | BL2000\jheine | 12/29/2021 6:28:12 PM | Split qualifier 63.0 of compound 2,4-Dinitrotoluene in sample Dec2804.D and keep right peak, new integration is from x, y = 8.743, 2616.53445303775 to 8.865, 2272.46481994931 and new response = 319033, previous integration is from x, y = 8.743, 2617 to 8.865, 2272 and previous response = 319033. | | | ✓ | |
| CmdManuallyIntegrateQualifierPeak | BL2000\jheine | 12/29/2021 6:28:17 PM | Manually integrate qualifier 63.0 of compound 2,4-Dinitrotoluene in sample Dec2804.D, from x, y = 8.794, 7104 to 8.865, 2272, result = 177739; previous integration is from x, y = 8.743, 2617 to 8.865, 2272 and previous response = 319033. | | | ✓ | |
| CmdManuallyIntegrateDropBaseline | BL2000\jheine | 12/29/2021 6:28:18 PM | Drop baseline for qualifier 63.0 of compound 2,4-Dinitrotoluene in sample Dec2804.D to y = 2272, new integration is from x, y = 8.794, 2272 to 8.865, 2272 and new response = 188120; previous integration is from x, y = 8.794, 7104 to 8.865, 2272 and previous response = 177739. | | | ✓ | |
| CmdManuallyIntegrateQualifierPeak | BL2000\jheine | 12/29/2021 6:28:45 PM | Manually integrate qualifier 51.0 of compound Azobenzene in sample Dec2804.D from x, y = 9.387, 170106 to 9.448, 164892; result = 88752 | | | ✓ | |
| CmdManuallyIntegrateSnapBaseline | BL2000\jheine | 12/29/2021 6:28:46 PM | Snap baseline for qualifier 51.0 of compound Azobenzene in sample Dec2804.D from x = 9.387 to x = 9.448, new integration is from x, y = 9.387, 102888 to 9.448, 6785 and new response = 503688; previous integration is from x, y = 9.387, 170106 to 9.448, 164892 and previous response = 88752. | | | ✓ | |

Audit Trail report

| Name | User | Time | Action | Reason | Comment | Succeed | Exception |
|------------------------------------|---------------|-----------------------|--|--------|---------|---------|-----------|
| CmdManuallyIntegrate DropBaseline | BL2000\jheine | 12/29/2021 6:28:47 PM | Drop baseline for qualifier 51.0 of compound Azobenzene in sample Dec2804.D to y = 6785, new integration is from x, y = 9.387, 6785 to 9.448, 6785 and new response = 680662; previous integration is from x, y = 9.387, 102888 to 9.448, 6785 and previous response = 503688. | | | ✓ | |
| CmdManuallyIntegrate QualifierPeak | BL2000\jheine | 12/29/2021 6:30:43 PM | Manually integrate qualifier 66.0 of compound Aniline in sample Dec2806.D, from x, y = 4.644, 1086 to 4.685, 29460, result = 271745; previous integration is from x, y = 4.644, 1086 to 4.766, 1287 and previous response = 536756. | | | ✓ | |
| CmdManuallyIntegrate DropBaseline | BL2000\jheine | 12/29/2021 6:30:45 PM | Drop baseline for qualifier 66.0 of compound Aniline in sample Dec2806.D to y = 1086, new integration is from x, y = 4.644, 1086 to 4.685, 1086 and new response = 306461; previous integration is from x, y = 4.644, 1086 to 4.685, 29460 and previous response = 271745. | | | ✓ | |
| CmdManuallyIntegrate QualifierPeak | BL2000\jheine | 12/29/2021 6:30:50 PM | Manually integrate qualifier 65.0 of compound Aniline in sample Dec2806.D, from x, y = 4.644, 1163 to 4.685, 21440, result = 145521; previous integration is from x, y = 4.644, 1163 to 4.736, 1347 and previous response = 347101. | | | ✓ | |
| CmdManuallyIntegrate DropBaseline | BL2000\jheine | 12/29/2021 6:30:52 PM | Drop baseline for qualifier 65.0 of compound Aniline in sample Dec2806.D to y = 1163, new integration is from x, y = 4.644, 1163 to 4.685, 1163 and new response = 170289; previous integration is from x, y = 4.644, 1163 to 4.685, 21440 and previous response = 145521. | | | ✓ | |
| CmdManuallyIntegrate QualifierPeak | BL2000\jheine | 12/29/2021 6:31:02 PM | Manually integrate qualifier 66.0 of compound Phenol in sample Dec2806.D, from x, y = 4.685, 28776 to 4.766, 1231, result = 175339; previous integration is from x, y = 4.644, 1038 to 4.766, 1231 and previous response = 537105. | | | ✓ | |
| CmdManuallyIntegrate DropBaseline | BL2000\jheine | 12/29/2021 6:31:04 PM | Drop baseline for qualifier 66.0 of compound Phenol in sample Dec2806.D to y = 1231, new integration is from x, y = 4.685, 1231 to 4.766, 1231 and new response = 242852; previous integration is from x, y = 4.685, 28776 to 4.766, 1231 and previous response = 175339. | | | ✓ | |
| CmdSelectPeak | BL2000\jheine | 12/29/2021 6:31:11 PM | Select peak for compound bis(-2-Chloroethyl)Ether in sample Dec2806.D | | | ✓ | |

Audit Trail report

| Name | User | Time | Action | Reason | Comment | Succeed | Exception |
|-----------------------------------|---------------|-----------------------|--|--------|---------|---------|-----------|
| CmdSetTargetCompoundAttribute | BL2000\jheine | 12/29/2021 6:31:14 PM | Set UserAnnotation = RT for compound bis(-2-Chloroethyl)Ether in sample Dec2806.D; previous value = | | | ✓ | |
| CmdManuallyIntegrateQualifierPeak | BL2000\jheine | 12/29/2021 6:31:17 PM | Manually integrate qualifier 64.0 of compound bis(-2-Chloroethyl)Ether in sample Dec2806.D, from x, y = 4.736, 9743 to 4.766, 22646, result = -14132; previous integration is from x, y = 4.645, 517 to 4.715, 579 and previous response = 53221. | | | ✓ | |
| CmdManuallyIntegrateSnapBaseline | BL2000\jheine | 12/29/2021 6:31:19 PM | Snap baseline for qualifier 64.0 of compound bis(-2-Chloroethyl)Ether in sample Dec2806.D from x = 4.736 to x = 4.766, new integration is from x, y = 4.736, 1596 to 4.766, 1841 and new response = 12475; previous integration is from x, y = 4.736, 9743 to 4.766, 22646 and previous response = -14132. | | | ✓ | |
| CmdManuallyIntegrateDropBaseline | BL2000\jheine | 12/29/2021 6:31:20 PM | Drop baseline for qualifier 64.0 of compound bis(-2-Chloroethyl)Ether in sample Dec2806.D to y = 1596, new integration is from x, y = 4.736, 1596 to 4.766, 1596 and new response = 12700; previous integration is from x, y = 4.736, 1596 to 4.766, 1841 and previous response = 12475. | | | ✓ | |
| CmdManuallyIntegratePeak | BL2000\jheine | 12/29/2021 6:31:34 PM | Manually integrate compound 1,2-Dichlorobenzene in sample Dec2806.D, from x, y = 5.154, 57302 to 5.226, 82107, result = 271693; previous integration is from x, y = 5.001, 192 to 5.093, 216 and previous response = 519028. | | | ✓ | |
| CmdManuallyIntegrateSnapBaseline | BL2000\jheine | 12/29/2021 6:31:36 PM | Snap baseline for compound 1,2-Dichlorobenzene in sample Dec2806.D, from x = 5.154 to x = 5.226, new integration is from x, y = 5.154, 1281 to 5.226, 2377 and new response = 562880; previous integration is from x, y = 5.154, 57302 to 5.226, 82107 and previous response = 271693. | | | ✓ | |
| CmdManuallyIntegrateDropBaseline | BL2000\jheine | 12/29/2021 6:31:37 PM | Drop baseline for compound 1,2-Dichlorobenzene in sample Dec2806.D to y = 1281, new integration is from x, y = 5.154, 1281 to 5.226, 1281 and new response = 565230; previous integration is from x, y = 5.154, 1281 to 5.226, 2377 and previous response = 562880. | | | ✓ | |
| CmdManuallyIntegrateQualifierPeak | BL2000\jheine | 12/29/2021 6:31:39 PM | Manually integrate qualifier 148.0 of compound 1,2-Dichlorobenzene in sample Dec2806.D from x, y = 5.154, 16018 to 5.226, 48614; result = 214070 | | | ✓ | |

Audit Trail report

| Name | User | Time | Action | Reason | Comment | Succeed | Exception |
|--|---------------|-----------------------|---|--------|---------|---------|-----------|
| CmdManuallyIntegrateSnapBaseline | BL2000\jheine | 12/29/2021 6:31:41 PM | Snap baseline for qualifier 148.0 of compound 1,2-Dichlorobenzene in sample Dec2806.D from x = 5.154 to x = 5.226, new integration is from x, y = 5.154, 585 to 5.226, 1361 and new response = 348532; previous integration is from x, y = 5.154, 16018 to 5.226, 48614 and previous response = 214070. | | | ✓ | |
| CmdManuallyIntegrateDropBaseline | BL2000\jheine | 12/29/2021 6:31:42 PM | Drop baseline for qualifier 148.0 of compound 1,2-Dichlorobenzene in sample Dec2806.D to y = 585, new integration is from x, y = 5.154, 585 to 5.226, 585 and new response = 350196; previous integration is from x, y = 5.154, 585 to 5.226, 1361 and previous response = 348532. | | | ✓ | |
| CmdSetTargetCompoundAttribute | BL2000\jheine | 12/29/2021 6:31:44 PM | Set UserAnnotation = NI for compound 1,2-Dichlorobenzene in sample Dec2806.D; previous value = | | | ✓ | |
| CmdManuallyIntegrateApplyTargetRtToQualifier | BL2000\jheine | 12/29/2021 6:31:48 PM | Apply target integration range 5.154-5.226 to qualifier 111.0 for compound 1,2-Dichlorobenzene in sample Dec2806.D, new integration is from x, y = 5.154, 407 to 5.226, 1625 and new response = 223865; previously no peak. | | | ✓ | |
| CmdManuallyIntegratePeak | BL2000\jheine | 12/29/2021 6:32:07 PM | Manually integrate compound 4Methylphenol/3Methylphenol in sample Dec2806.D, from x, y = 5.502, 63013 to 5.573, 97099, result = 209854; previous integration is from x, y = 5.318, 1714 to 5.410, 1655 and previous response = 394350. | | | ✓ | |
| CmdManuallyIntegrateSnapBaseline | BL2000\jheine | 12/29/2021 6:32:09 PM | Snap baseline for compound 4Methylphenol/3Methylphenol in sample Dec2806.D, from x = 5.502 to x = 5.573, new integration is from x, y = 5.502, 1983 to 5.573, 10833 and new response = 525729; previous integration is from x, y = 5.502, 63013 to 5.573, 97099 and previous response = 209854. | | | ✓ | |
| CmdManuallyIntegrateDropBaseline | BL2000\jheine | 12/29/2021 6:32:09 PM | Drop baseline for compound 4Methylphenol/3Methylphenol in sample Dec2806.D to y = 1983, new integration is from x, y = 5.502, 1983 to 5.573, 1983 and new response = 544708; previous integration is from x, y = 5.502, 1983 to 5.573, 10833 and previous response = 525729. | | | ✓ | |
| CmdSetTargetCompoundAttribute | BL2000\jheine | 12/29/2021 6:32:13 PM | Set UserAnnotation = NI for compound 4Methylphenol/3Methylphenol in sample Dec2806.D; previous value = | | | ✓ | |

Audit Trail report

| Name | User | Time | Action | Reason | Comment | Succeed | Exception |
|-----------------------------------|---------------|-----------------------|--|--------|---------|---------|-----------|
| CmdManuallyIntegrateQualifierPeak | BL2000\jheine | 12/29/2021 6:32:16 PM | Manually integrate qualifier 108.0 of compound 4Methylphenol/3Methylphenol in sample Dec2806.D from x, y = 5.491, 26183 to 5.573, 53830; result = 262443 | | | ✓ | |
| CmdManuallyIntegrateSnapBaseline | BL2000\jheine | 12/29/2021 6:32:17 PM | Snap baseline for qualifier 108.0 of compound 4Methylphenol/3Methylphenol in sample Dec2806.D from x = 5.491 to x = 5.573, new integration is from x, y = 5.491, 2704 to 5.573, 7716 and new response = 433016; previous integration is from x, y = 5.491, 26183 to 5.573, 53830 and previous response = 262443. | | | ✓ | |
| CmdManuallyIntegrateDropBaseline | BL2000\jheine | 12/29/2021 6:32:17 PM | Drop baseline for qualifier 108.0 of compound 4Methylphenol/3Methylphenol in sample Dec2806.D to y = 2704, new integration is from x, y = 5.491, 2704 to 5.573, 2704 and new response = 445300; previous integration is from x, y = 5.491, 2704 to 5.573, 7716 and previous response = 433016. | | | ✓ | |
| CmdManuallyIntegrateSplit | BL2000\jheine | 12/29/2021 6:32:28 PM | Split qualifier 77.0 of compound Nitrobenzene in sample Dec2806.D and keep right peak, new integration is from x, y = 5.614, 2474.33681827497 to 5.706, 2307.95076860104 and new response = 238724, previous integration is from x, y = 5.502, 2678 to 5.706, 2308 and previous response = 383819. | | | ✓ | |
| CmdManuallyIntegrateSplit | BL2000\jheine | 12/29/2021 6:32:49 PM | Split peak for compound Naphthalene in sample Dec2806.D and keep left peak, new integration is from x, y = 6.434, 1008.65026026157 to 6.496, 1203.14138810533 and new response = 1150984, previous integration is from x, y = 6.434, 1009 to 6.537, 1333 and previous response = 1457886. | | | ✓ | |
| CmdManuallyIntegrateSplit | BL2000\jheine | 12/29/2021 6:32:52 PM | Split qualifier 102.0 of compound Naphthalene in sample Dec2806.D and keep left peak, new integration is from x, y = 6.413, 0 to 6.485, 0 and new response = 102436, previous integration is from x, y = 6.413, 0 to 6.537, 0 and previous response = 117158. | | | ✓ | |

Audit Trail report

| Name | User | Time | Action | Reason | Comment | Succeed | Exception |
|----------------------------------|---------------|-----------------------|--|--------|---------|---------|-----------|
| CmdManuallyIntegrateSplit | BL2000\jheine | 12/29/2021 6:33:01 PM | Split peak for compound 4-Chlorophenol in sample Dec2806.D and keep left peak, new integration is from x, y = 6.475, 281.953753528771 to 6.537, 333.524912310079 and new response = 93924, previous integration is from x, y = 6.475, 282 to 6.588, 377 and previous response = 111754. | | | ✓ | |
| CmdManuallyIntegratePeak | BL2000\jheine | 12/29/2021 6:33:06 PM | Manually integrate compound 4-Chlorophenol in sample Dec2806.D, from x, y = 6.475, 282 to 6.547, 3348, result = 90905; previous integration is from x, y = 6.475, 282 to 6.537, 334 and previous response = 93924. | | | ✓ | |
| CmdManuallyIntegrateDropBaseline | BL2000\jheine | 12/29/2021 6:33:07 PM | Drop baseline for compound 4-Chlorophenol in sample Dec2806.D to y = 282, new integration is from x, y = 6.475, 282 to 6.547, 282 and new response = 97517; previous integration is from x, y = 6.475, 282 to 6.547, 3348 and previous response = 90905. | | | ✓ | |
| CmdSetTargetCompoundAttribute | BL2000\jheine | 12/29/2021 6:33:10 PM | Set UserAnnotation = CO for compound 4-Chlorophenol in sample Dec2806.D; previous value = | | | ✓ | |
| CmdManuallyIntegrateSplit | BL2000\jheine | 12/29/2021 6:33:13 PM | Split qualifier 128.0 of compound 4-Chlorophenol in sample Dec2806.D and keep right peak, new integration is from x, y = 6.496, 950.397633272988 to 6.537, 1052.62413260864 and new response = 307558, previous integration is from x, y = 6.424, 772 to 6.537, 1053 and previous response = 1459612. | | | ✓ | |
| CmdManuallyIntegrateSplit | BL2000\jheine | 12/29/2021 6:34:20 PM | Split peak for compound 4-Chloro-2-Methylphenol in sample Dec2806.D and keep left peak, new integration is from x, y = 7.029, 775.666692644529 to 7.163, 1040.0055480412 and new response = 286668, previous integration is from x, y = 7.029, 776 to 7.255, 1222 and previous response = 553020. | | | ✓ | |
| CmdSetTargetCompoundAttribute | BL2000\jheine | 12/29/2021 6:34:22 PM | Set UserAnnotation = CO for compound 4-Chloro-2-Methylphenol in sample Dec2806.D; previous value = | | | ✓ | |
| CmdManuallyIntegrateSplit | BL2000\jheine | 12/29/2021 6:34:25 PM | Split qualifier 144.0 of compound 4-Chloro-2-Methylphenol in sample Dec2806.D and keep left peak, new integration is from x, y = 7.030, 138.141316147631 to 7.142, 240.641535290869 and new response = 74254, previous integration is from x, y = 7.030, 138 to 7.255, 343 and previous response = 148319. | | | ✓ | |

Audit Trail report

| Name | User | Time | Action | Reason | Comment | Succeed | Exception |
|--|---------------|-----------------------|---|--------|---------|---------|-----------|
| CmdManuallyIntegrateSplit | BL2000\jheine | 12/29/2021 6:34:32 PM | Split peak for compound 4-Chloro-3-Methylphenol in sample Dec2806.D and keep right peak, new integration is from x, y = 7.163, 885.04879272709 to 7.255, 1032.89300987447 and new response = 267358, previous integration is from x, y = 7.023, 662 to 7.255, 1033 and previous response = 555082. | | | ✓ | |
| CmdManuallyIntegrateSplit | BL2000\jheine | 12/29/2021 6:34:35 PM | Split qualifier 144.0 of compound 4-Chloro-3-Methylphenol in sample Dec2806.D and keep right peak, new integration is from x, y = 7.142, 115.34733942581 to 7.255, 185.620555083986 and new response = 78819, previous integration is from x, y = 7.030, 45 to 7.255, 186 and previous response = 149959. | | | ✓ | |
| CmdManuallyIntegratePeak | BL2000\jheine | 12/29/2021 6:34:46 PM | Manually integrate compound 1-Methylnaphthalene in sample Dec2806.D, from x, y = 7.368, 17051 to 7.461, 67038, result = 467580; previous integration is from x, y = 7.259, 938 to 7.338, 963 and previous response = 698277. | | | ✓ | |
| CmdManuallyIntegrateSnapBaseline | BL2000\jheine | 12/29/2021 6:34:48 PM | Snap baseline for compound 1-Methylnaphthalene in sample Dec2806.D, from x = 7.368 to x = 7.461, new integration is from x, y = 7.368, 2826 to 7.461, 4235 and new response = 681178; previous integration is from x, y = 7.368, 17051 to 7.461, 67038 and previous response = 467580. | | | ✓ | |
| CmdManuallyIntegrateDropBaseline | BL2000\jheine | 12/29/2021 6:34:49 PM | Drop baseline for compound 1-Methylnaphthalene in sample Dec2806.D to y = 2826, new integration is from x, y = 7.368, 2826 to 7.461, 2826 and new response = 685085; previous integration is from x, y = 7.368, 2826 to 7.461, 4235 and previous response = 681178. | | | ✓ | |
| CmdManuallyIntegrateApplyTargetRtToQualifier | BL2000\jheine | 12/29/2021 6:35:23 PM | Apply target integration range 7.368-7.461 to qualifier 142.0 for compound 1-Methylnaphthalene in sample Dec2806.D, new integration is from x, y = 7.368, 4610 to 7.461, 4796 and new response = 752696; previously no peak. | | | ✓ | |
| CmdManuallyIntegrateApplyTargetRtToQualifier | BL2000\jheine | 12/29/2021 6:35:27 PM | Apply target integration range 7.368-7.461 to qualifier 115.0 for compound 1-Methylnaphthalene in sample Dec2806.D, new integration is from x, y = 7.368, 1588 to 7.461, 1747 and new response = 275947; previously no peak. | | | ✓ | |

Audit Trail report

| Name | User | Time | Action | Reason | Comment | Succeed | Exception |
|--|---------------|-----------------------|--|--------|---------|---------|-----------|
| CmdManuallyIntegrateQualifierPeak | BL2000\jheine | 12/29/2021 6:36:17 PM | Manually integrate qualifier 152.0 of compound Acenaphthene in sample Dec2806.D from x, y = 8.538, 58230 to 8.589, 129108; result = 69860 | | | ✓ | |
| CmdManuallyIntegrateSnapBaseline | BL2000\jheine | 12/29/2021 6:36:19 PM | Snap baseline for qualifier 152.0 of compound Acenaphthene in sample Dec2806.D from x = 8.538 to x = 8.589, new integration is from x, y = 8.538, 2301 to 8.589, 3952 and new response = 347735; previous integration is from x, y = 8.538, 58230 to 8.589, 129108 and previous response = 69860. | | | ✓ | |
| CmdManuallyIntegrateDropBaseline | BL2000\jheine | 12/29/2021 6:36:20 PM | Drop baseline for qualifier 152.0 of compound Acenaphthene in sample Dec2806.D to y = 2301, new integration is from x, y = 8.538, 2301 to 8.589, 2301 and new response = 350269; previous integration is from x, y = 8.538, 2301 to 8.589, 3952 and previous response = 347735. | | | ✓ | |
| CmdManuallyIntegrateApplyTargetRtToQualifier | BL2000\jheine | 12/29/2021 6:36:30 PM | Apply target integration range 8.609-8.701 to qualifier 154.0 for compound 2,4-Dinitrophenol in sample Dec2806.D, new integration is from x, y = 8.609, 3315 to 8.701, 1687 and new response = 17963; previous integration is from x, y = 8.527, 541 to 8.630, 539 and previous response = 660416. | | | ✓ | |
| CmdManuallyIntegrateQualifierPeak | BL2000\jheine | 12/29/2021 6:36:38 PM | Manually integrate qualifier 154.0 of compound 2,4-Dinitrophenol in sample Dec2806.D, from x, y = 8.630, 4694 to 8.681, 9172, result = 4333; previous integration is from x, y = 8.609, 3315 to 8.701, 1687 and previous response = 17963. | | | ✓ | |
| CmdManuallyIntegrateSnapBaseline | BL2000\jheine | 12/29/2021 6:36:40 PM | Snap baseline for qualifier 154.0 of compound 2,4-Dinitrophenol in sample Dec2806.D from x = 8.630 to x = 8.681, new integration is from x, y = 8.630, 2046 to 8.681, 2310 and new response = 18932; previous integration is from x, y = 8.630, 4694 to 8.681, 9172 and previous response = 4333. | | | ✓ | |
| CmdManuallyIntegrateDropBaseline | BL2000\jheine | 12/29/2021 6:36:41 PM | Drop baseline for qualifier 154.0 of compound 2,4-Dinitrophenol in sample Dec2806.D to y = 2046, new integration is from x, y = 8.630, 2046 to 8.681, 2046 and new response = 19337; previous integration is from x, y = 8.630, 2046 to 8.681, 2310 and previous response = 18932. | | | ✓ | |

Audit Trail report

| Name | User | Time | Action | Reason | Comment | Succeed | Exception |
|-----------------------------------|---------------|-----------------------|--|--------|---------|---------|-----------|
| CmdManuallyIntegrateSplit | BL2000\jheine | 12/29/2021 6:36:50 PM | Split qualifier 139.0 of compound Dibenzofuran in sample Dec2806.D and keep left peak, new integration is from x, y = 8.742, 0 to 8.793, 0 and new response = 413094, previous integration is from x, y = 8.742, 0 to 8.844, 0 and previous response = 485802. | | | ✓ | |
| CmdManuallyIntegrateSplit | BL2000\jheine | 12/29/2021 6:37:00 PM | Split qualifier 139.0 of compound 4-Nitrophenol in sample Dec2806.D and keep right peak, new integration is from x, y = 8.793, 0 to 8.844, 0 and new response = 72708, previous integration is from x, y = 8.742, 0 to 8.844, 0 and previous response = 485802. | | | ✓ | |
| CmdManuallyIntegrateQualifierPeak | BL2000\jheine | 12/29/2021 6:37:29 PM | Manually integrate qualifier 63.0 of compound 2,4-Dinitrotoluene in sample Dec2806.D, from x, y = 8.793, 5334 to 8.906, 1351, result = 72395; previous integration is from x, y = 8.742, 1427 to 8.906, 1351 and previous response = 157032. | | | ✓ | |
| CmdManuallyIntegrateDropBaseline | BL2000\jheine | 12/29/2021 6:37:31 PM | Drop baseline for qualifier 63.0 of compound 2,4-Dinitrotoluene in sample Dec2806.D to y = 1351, new integration is from x, y = 8.793, 1351 to 8.906, 1351 and new response = 85839; previous integration is from x, y = 8.793, 5334 to 8.906, 1351 and previous response = 72395. | | | ✓ | |
| CmdManuallyIntegrateQualifierPeak | BL2000\jheine | 12/29/2021 6:37:35 PM | Manually integrate qualifier 89.0 of compound 2,4-Dinitrotoluene in sample Dec2806.D, from x, y = 8.783, 829 to 8.854, 381, result = 73637; previous integration is from x, y = 8.752, 378 to 8.854, 381 and previous response = 100100. | | | ✓ | |
| CmdManuallyIntegrateDropBaseline | BL2000\jheine | 12/29/2021 6:37:42 PM | Drop baseline for qualifier 89.0 of compound 2,4-Dinitrotoluene in sample Dec2806.D to y = 381, new integration is from x, y = 8.783, 381 to 8.854, 381 and new response = 74588; previous integration is from x, y = 8.783, 829 to 8.854, 381 and previous response = 73637. | | | ✓ | |
| CmdManuallyIntegrateSplit | BL2000\jheine | 12/29/2021 6:38:00 PM | Split peak for compound Diethylphthalate in sample Dec2806.D and keep left peak, new integration is from x, y = 9.110, 0 to 9.202, 0 and new response = 617191, previous integration is from x, y = 9.110, 0 to 9.264, 0 and previous response = 626240. | | | ✓ | |

Audit Trail report

| Name | User | Time | Action | Reason | Comment | Succeed | Exception |
|-----------------------------------|---------------|-----------------------|---|--------|---------|---------|-----------|
| CmdManuallyIntegrateSplit | BL2000\jheine | 12/29/2021 6:38:05 PM | Split qualifier 177.0 of compound Diethylphthalate in sample Dec2806.D and keep left peak, new integration is from x, y = 9.110, 0 to 9.192, 0 and new response = 120395, previous integration is from x, y = 9.110, 0 to 9.233, 0 and previous response = 126532. | | | ✓ | |
| CmdSetTargetCompoundAttribute | BL2000\jheine | 12/29/2021 6:38:11 PM | Set UserAnnotation = CO for compound Diethylphthalate in sample Dec2806.D; previous value = | | | ✓ | |
| CmdManuallyIntegrateSplit | BL2000\jheine | 12/29/2021 6:38:18 PM | Split qualifier 167.0 of compound Fluorene in sample Dec2806.D and keep left peak, new integration is from x, y = 9.121, 0 to 9.254, 0 and new response = 113359, previous integration is from x, y = 9.121, 0 to 9.438, 0 and previous response = 302990. | | | ✓ | |
| CmdManuallyIntegratePeak | BL2000\jheine | 12/29/2021 6:38:41 PM | Manually integrate compound Azobenzene in sample Dec2806.D, from x, y = 9.387, 100300 to 9.479, 2114, result = 365538; previous integration is from x, y = 9.356, 2291 to 9.479, 2114 and previous response = 696006. | | | ✓ | |
| CmdManuallyIntegrateDropBaseline | BL2000\jheine | 12/29/2021 6:38:43 PM | Drop baseline for compound Azobenzene in sample Dec2806.D to y = 2114, new integration is from x, y = 9.387, 2114 to 9.479, 2114 and new response = 636779; previous integration is from x, y = 9.387, 100300 to 9.479, 2114 and previous response = 365538. | | | ✓ | |
| CmdSetTargetCompoundAttribute | BL2000\jheine | 12/29/2021 6:38:44 PM | Set UserAnnotation = CO for compound Azobenzene in sample Dec2806.D; previous value = | | | ✓ | |
| CmdManuallyIntegrateQualifierPeak | BL2000\jheine | 12/29/2021 6:38:47 PM | Manually integrate qualifier 51.0 of compound Azobenzene in sample Dec2806.D, from x, y = 9.387, 21108 to 9.448, 3169, result = 287007; previous integration is from x, y = 9.356, 3264 to 9.448, 3169 and previous response = 446725. | | | ✓ | |
| CmdManuallyIntegrateDropBaseline | BL2000\jheine | 12/29/2021 6:38:49 PM | Drop baseline for qualifier 51.0 of compound Azobenzene in sample Dec2806.D to y = 3169, new integration is from x, y = 9.387, 3169 to 9.448, 3169 and new response = 320042; previous integration is from x, y = 9.387, 21108 to 9.448, 3169 and previous response = 287007. | | | ✓ | |

Audit Trail report

| Name | User | Time | Action | Reason | Comment | Succeed | Exception |
|-----------------------------------|---------------|-----------------------|--|--------|---------|---------|-----------|
| CmdManuallyIntegrateSplit | BL2000\jheine | 12/29/2021 6:39:12 PM | Split peak for compound Phenanthrene in sample Dec2806.D and keep left peak, new integration is from x, y = 10.282, 0 to 10.363, 0 and new response = 1095090, previous integration is from x, y = 10.282, 0 to 10.464, 0 and previous response = 2124980. | | | ✓ | |
| CmdSetTargetCompoundAttribute | BL2000\jheine | 12/29/2021 6:39:15 PM | Set UserAnnotation = CO for compound Phenanthrene in sample Dec2806.D; previous value = | | | ✓ | |
| CmdManuallyIntegrateSplit | BL2000\jheine | 12/29/2021 6:39:18 PM | Split qualifier 176.0 of compound Phenanthrene in sample Dec2806.D and keep left peak, new integration is from x, y = 10.303, 39.0698020999407 to 10.363, 56.4627337490953 and new response = 208935, previous integration is from x, y = 10.303, 39 to 10.444, 80 and previous response = 398290. | | | ✓ | |
| CmdManuallyIntegrateSplit | BL2000\jheine | 12/29/2021 6:39:26 PM | Split peak for compound Anthracene in sample Dec2806.D and keep right peak, new integration is from x, y = 10.363, 0 to 10.464, 0 and new response = 1029890, previous integration is from x, y = 10.282, 0 to 10.464, 0 and previous response = 2124980. | | | ✓ | |
| CmdSetTargetCompoundAttribute | BL2000\jheine | 12/29/2021 6:39:28 PM | Set UserAnnotation = CO for compound Anthracene in sample Dec2806.D; previous value = | | | ✓ | |
| CmdManuallyIntegrateSplit | BL2000\jheine | 12/29/2021 6:39:31 PM | Split qualifier 176.0 of compound Anthracene in sample Dec2806.D and keep right peak, new integration is from x, y = 10.363, 0 to 10.444, 0 and new response = 190135, previous integration is from x, y = 10.302, 0 to 10.444, 0 and previous response = 399244. | | | ✓ | |
| CmdManuallyIntegrateQualifierPeak | BL2000\jheine | 12/29/2021 6:40:58 PM | Manually integrate qualifier 66.0 of compound Aniline in sample Dec2807.D, from x, y = 4.644, 789 to 4.675, 3545, result = 37439; previous integration is from x, y = 4.644, 789 to 4.756, 843 and previous response = 83115. | | | ✓ | |
| CmdManuallyIntegrateDropBaseline | BL2000\jheine | 12/29/2021 6:41:00 PM | Drop baseline for qualifier 66.0 of compound Aniline in sample Dec2807.D to y = 789, new integration is from x, y = 4.644, 789 to 4.675, 789 and new response = 39955; previous integration is from x, y = 4.644, 789 to 4.675, 3545 and previous response = 37439. | | | ✓ | |

Audit Trail report

| Name | User | Time | Action | Reason | Comment | Succeed | Exception |
|-----------------------------------|---------------|-----------------------|--|--------|---------|---------|-----------|
| CmdManuallyIntegrateQualifierPeak | BL2000\jheine | 12/29/2021 6:41:06 PM | Manually integrate qualifier 65.0 of compound Aniline in sample Dec2807.D, from x, y = 4.644, 1000 to 4.685, 3419, result = 23076; previous integration is from x, y = 4.644, 1000 to 4.726, 1071 and previous response = 50981. | | | ✓ | |
| CmdManuallyIntegrateDropBaseline | BL2000\jheine | 12/29/2021 6:41:08 PM | Drop baseline for qualifier 65.0 of compound Aniline in sample Dec2807.D to y = 1000, new integration is from x, y = 4.644, 1000 to 4.685, 1000 and new response = 26035; previous integration is from x, y = 4.644, 1000 to 4.685, 3419 and previous response = 23076. | | | ✓ | |
| CmdManuallyIntegrateQualifierPeak | BL2000\jheine | 12/29/2021 6:41:22 PM | Manually integrate qualifier 66.0 of compound Phenol in sample Dec2807.D, from x, y = 4.675, 3654 to 4.756, 835, result = 38686; previous integration is from x, y = 4.644, 763 to 4.756, 835 and previous response = 83214. | | | ✓ | |
| CmdManuallyIntegrateDropBaseline | BL2000\jheine | 12/29/2021 6:41:24 PM | Drop baseline for qualifier 66.0 of compound Phenol in sample Dec2807.D to y = 835, new integration is from x, y = 4.675, 835 to 4.756, 835 and new response = 45595; previous integration is from x, y = 4.675, 3654 to 4.756, 835 and previous response = 38686. | | | ✓ | |
| CmdManuallyIntegrateSplit | BL2000\jheine | 12/29/2021 6:41:29 PM | Split peak for compound Phenol in sample Dec2807.D and keep left peak, new integration is from x, y = 4.675, 1505.53888775732 to 4.726, 1558.15972076232 and new response = 78375, previous integration is from x, y = 4.675, 1506 to 4.767, 1600 and previous response = 86372. | | | ✓ | |
| CmdSetTargetCompoundAttribute | BL2000\jheine | 12/29/2021 6:41:32 PM | Set UserAnnotation = CO for compound Phenol in sample Dec2807.D; previous value = | | | ✓ | |
| CmdSelectPeak | BL2000\jheine | 12/29/2021 6:41:37 PM | Select peak for compound bis(-2-Chloroethyl)Ether in sample Dec2807.D | | | ✓ | |
| CmdSetTargetCompoundAttribute | BL2000\jheine | 12/29/2021 6:41:40 PM | Set UserAnnotation = NI for compound bis(-2-Chloroethyl)Ether in sample Dec2807.D; previous value = | | | ✓ | |
| CmdManuallyIntegrateQualifierPeak | BL2000\jheine | 12/29/2021 6:41:45 PM | Manually integrate qualifier 64.0 of compound bis(-2-Chloroethyl)Ether in sample Dec2807.D, from x, y = 4.726, 1309 to 4.767, 4378, result = -3030; previous integration is from x, y = 4.639, 438 to 4.726, 452 and previous response = 8287. | | | ✓ | |

Audit Trail report

| Name | User | Time | Action | Reason | Comment | Succeed | Exception |
|----------------------------------|---------------|-----------------------|---|--------|---------|---------|-----------|
| CmdManuallyIntegrateSnapBaseline | BL2000\jheine | 12/29/2021 6:41:47 PM | Snap baseline for qualifier 64.0 of compound bis(-2-Chloroethyl)Ether in sample Dec2807.D from x = 4.726 to x = 4.767, new integration is from x, y = 4.726, 603 to 4.767, 850 and new response = 2158; previous integration is from x, y = 4.726, 1309 to 4.767, 4378 and previous response = -3030. | | | ✓ | |
| CmdManuallyIntegrateDropBaseline | BL2000\jheine | 12/29/2021 6:41:48 PM | Drop baseline for qualifier 64.0 of compound bis(-2-Chloroethyl)Ether in sample Dec2807.D to y = 603, new integration is from x, y = 4.726, 603 to 4.767, 603 and new response = 2461; previous integration is from x, y = 4.726, 603 to 4.767, 850 and previous response = 2158. | | | ✓ | |
| CmdManuallyIntegrateSnapBaseline | BL2000\jheine | 12/29/2021 6:41:55 PM | Snap baseline for qualifier 66.0 of compound Phenol in sample Dec2807.D from x = 4.675 to x = 4.756, new integration is from x, y = 4.675, 14403 to 4.756, 2267 and new response = 8829; previous integration is from x, y = 4.675, 835 to 4.756, 835 and previous response = 45595. | | | ✓ | |
| CmdManuallyIntegrateDropBaseline | BL2000\jheine | 12/29/2021 6:41:56 PM | Drop baseline for qualifier 66.0 of compound Phenol in sample Dec2807.D to y = 2267, new integration is from x, y = 4.675, 2267 to 4.756, 2267 and new response = 38575; previous integration is from x, y = 4.675, 14403 to 4.756, 2267 and previous response = 8829. | | | ✓ | |
| CmdManuallyIntegratePeak | BL2000\jheine | 12/29/2021 6:42:15 PM | Manually integrate compound 1,2-Dichlorobenzene in sample Dec2807.D, from x, y = 5.155, 2992 to 5.226, 10118, result = 64463; previous integration is from x, y = 4.991, 0 to 5.073, 0 and previous response = 85619. | | | ✓ | |
| CmdManuallyIntegrateSnapBaseline | BL2000\jheine | 12/29/2021 6:42:17 PM | Snap baseline for compound 1,2-Dichlorobenzene in sample Dec2807.D, from x = 5.155 to x = 5.226, new integration is from x, y = 5.155, 340 to 5.226, 1027 and new response = 89646; previous integration is from x, y = 5.155, 2992 to 5.226, 10118 and previous response = 64463. | | | ✓ | |
| CmdManuallyIntegrateDropBaseline | BL2000\jheine | 12/29/2021 6:42:18 PM | Drop baseline for compound 1,2-Dichlorobenzene in sample Dec2807.D to y = 340, new integration is from x, y = 5.155, 340 to 5.226, 340 and new response = 91119; previous integration is from x, y = 5.155, 340 to 5.226, 1027 and previous response = 89646. | | | ✓ | |

Audit Trail report

| Name | User | Time | Action | Reason | Comment | Succeed | Exception |
|-----------------------------------|---------------|-----------------------|---|--------|---------|---------|-----------|
| CmdManuallyIntegrateQualifierPeak | BL2000\jheine | 12/29/2021 6:42:27 PM | Manually integrate qualifier 107.0 of compound Benzyl Alcohol in sample Dec2807.D from x, y = 5.165, 6543 to 5.236, 11379; result = -14555 | | | ✓ | |
| CmdManuallyIntegrateSnapBaseline | BL2000\jheine | 12/29/2021 6:42:30 PM | Snap baseline for qualifier 107.0 of compound Benzyl Alcohol in sample Dec2807.D from x = 5.165 to x = 5.236, new integration is from x, y = 5.165, 0 to 5.236, 515 and new response = 22774; previous integration is from x, y = 5.165, 6543 to 5.236, 11379 and previous response = -14555. | | | ✓ | |
| CmdManuallyIntegrateDropBaseline | BL2000\jheine | 12/29/2021 6:42:31 PM | Drop baseline for qualifier 107.0 of compound Benzyl Alcohol in sample Dec2807.D to y = 0, new integration is from x, y = 5.165, 0 to 5.236, 0 and new response = 23878; previous integration is from x, y = 5.165, 0 to 5.236, 515 and previous response = 22774. | | | ✓ | |
| CmdManuallyIntegrateSplit | BL2000\jheine | 12/29/2021 6:43:00 PM | Split qualifier 130.0 of compound N-nitroso-Di-n-propylamine in sample Dec2807.D and keep left peak, new integration is from x, y = 5.451, 0 to 5.563, 0 and new response = 8373, previous integration is from x, y = 5.451, 0 to 5.563, 0 and previous response = 8373. | | | ✓ | |
| CmdManuallyIntegrateQualifierPeak | BL2000\jheine | 12/29/2021 6:43:15 PM | Manually integrate qualifier 130.0 of compound N-nitroso-Di-n-propylamine in sample Dec2807.D, from x, y = 5.451, 0 to 5.522, 816, result = 5489; previous integration is from x, y = 5.451, 0 to 5.563, 0 and previous response = 8373. | | | ✓ | |
| CmdManuallyIntegrateDropBaseline | BL2000\jheine | 12/29/2021 6:43:19 PM | Drop baseline for qualifier 130.0 of compound N-nitroso-Di-n-propylamine in sample Dec2807.D to y = 0, new integration is from x, y = 5.451, 0 to 5.522, 0 and new response = 7239; previous integration is from x, y = 5.451, 0 to 5.522, 816 and previous response = 5489. | | | ✓ | |
| CmdManuallyIntegratePeak | BL2000\jheine | 12/29/2021 6:43:44 PM | Manually integrate compound 4Methylphenol/3Methylphenol in sample Dec2807.D, from x, y = 5.502, 5324 to 5.584, 14041, result = 44681; previous integration is from x, y = 5.318, 685 to 5.410, 708 and previous response = 63254. | | | ✓ | |

Audit Trail report

| Name | User | Time | Action | Reason | Comment | Succeed | Exception |
|-----------------------------------|---------------|-----------------------|--|--------|---------|---------|-----------|
| CmdManuallyIntegrateSnapBaseline | BL2000\jheine | 12/29/2021 6:43:50 PM | Snap baseline for compound 4Methylphenol/3Methylphenol in sample Dec2807.D, from x = 5.502 to x = 5.584, new integration is from x, y = 5.502, 823 to 5.584, 2457 and new response = 84105; previous integration is from x, y = 5.502, 5324 to 5.584, 14041 and previous response = 44681. | | | ✓ | |
| CmdManuallyIntegrateDropBaseline | BL2000\jheine | 12/29/2021 6:43:51 PM | Drop baseline for compound 4Methylphenol/3Methylphenol in sample Dec2807.D to y = 823, new integration is from x, y = 5.502, 823 to 5.584, 823 and new response = 88110; previous integration is from x, y = 5.502, 823 to 5.584, 2457 and previous response = 84105. | | | ✓ | |
| CmdSetTargetCompoundAttribute | BL2000\jheine | 12/29/2021 6:43:54 PM | Set UserAnnotation = NI for compound 4Methylphenol/3Methylphenol in sample Dec2807.D; previous value = | | | ✓ | |
| CmdManuallyIntegrateQualifierPeak | BL2000\jheine | 12/29/2021 6:44:01 PM | Manually integrate qualifier 108.0 of compound 4Methylphenol/3Methylphenol in sample Dec2807.D from x, y = 5.492, 2996 to 5.563, 10576; result = 46064 | | | ✓ | |
| CmdManuallyIntegrateSnapBaseline | BL2000\jheine | 12/29/2021 6:44:03 PM | Snap baseline for qualifier 108.0 of compound 4Methylphenol/3Methylphenol in sample Dec2807.D from x = 5.492 to x = 5.563, new integration is from x, y = 5.492, 782 to 5.563, 2858 and new response = 67362; previous integration is from x, y = 5.492, 2996 to 5.563, 10576 and previous response = 46064. | | | ✓ | |
| CmdManuallyIntegrateDropBaseline | BL2000\jheine | 12/29/2021 6:44:04 PM | Drop baseline for qualifier 108.0 of compound 4Methylphenol/3Methylphenol in sample Dec2807.D to y = 782, new integration is from x, y = 5.492, 782 to 5.563, 782 and new response = 71814; previous integration is from x, y = 5.492, 782 to 5.563, 2858 and previous response = 67362. | | | ✓ | |
| CmdManuallyIntegratePeak | BL2000\jheine | 12/29/2021 6:44:09 PM | Manually integrate compound 4Methylphenol/3Methylphenol in sample Dec2807.D, from x, y = 5.635, 82896 to 5.645, 83093, result = -48966; previous integration is from x, y = 5.502, 823 to 5.584, 823 and previous response = 88110. | | | ✓ | |

Audit Trail report

| Name | User | Time | Action | Reason | Comment | Succeed | Exception |
|-----------------------------------|---------------|-----------------------|---|--------|---------|---------|-----------|
| CmdSetTargetCompoundAttribute | BL2000\jheine | 12/29/2021 6:44:10 PM | Set UserAnnotation = NI for compound 4Methylphenol/3Methylphenol in sample Dec2807.D; previous value = NI | | | ✓ | |
| CmdManuallyIntegrateSplit | BL2000\jheine | 12/29/2021 6:44:55 PM | Split peak for compound Naphthalene in sample Dec2807.D and keep left peak, new integration is from x, y = 6.429, 468.306974192391 to 6.496, 526.648709351281 and new response = 207443, previous integration is from x, y = 6.429, 468 to 6.578, 598 and previous response = 274483. | | | ✓ | |
| CmdManuallyIntegrateSplit | BL2000\jheine | 12/29/2021 6:44:58 PM | Split qualifier 102.0 of compound Naphthalene in sample Dec2807.D and keep left peak, new integration is from x, y = 6.424, 0 to 6.496, 0 and new response = 21863, previous integration is from x, y = 6.424, 0 to 6.598, 0 and previous response = 27303. | | | ✓ | |
| CmdManuallyIntegratePeak | BL2000\jheine | 12/29/2021 6:45:11 PM | Manually integrate compound 4-Chlorophenol in sample Dec2807.D, from x, y = 6.485, 0 to 6.547, 770, result = 13992; previous integration is from x, y = 6.485, 0 to 6.588, 0 and previous response = 19434. | | | ✓ | |
| CmdManuallyIntegrateDropBaseline | BL2000\jheine | 12/29/2021 6:45:12 PM | Drop baseline for compound 4-Chlorophenol in sample Dec2807.D to y = 0, new integration is from x, y = 6.485, 0 to 6.547, 0 and new response = 15416; previous integration is from x, y = 6.485, 0 to 6.547, 770 and previous response = 13992. | | | ✓ | |
| CmdManuallyIntegrateQualifierPeak | BL2000\jheine | 12/29/2021 6:45:17 PM | Manually integrate qualifier 128.0 of compound 4-Chlorophenol in sample Dec2807.D, from x, y = 6.496, 4307 to 6.547, 5339, result = 43334; previous integration is from x, y = 6.428, 437 to 6.578, 560 and previous response = 274778. | | | ✓ | |
| CmdManuallyIntegrateSnapBaseline | BL2000\jheine | 12/29/2021 6:45:19 PM | Snap baseline for qualifier 128.0 of compound 4-Chlorophenol in sample Dec2807.D from x = 6.496 to x = 6.547, new integration is from x, y = 6.496, 4307 to 6.547, 5339 and new response = 43334; previous integration is from x, y = 6.496, 4307 to 6.547, 5339 and previous response = 43334. | | | ✓ | |

Audit Trail report

| Name | User | Time | Action | Reason | Comment | Succeed | Exception |
|-----------------------------------|---------------|-----------------------|---|--------|---------|---------|-----------|
| CmdManuallyIntegrateDropBaseline | BL2000\jheine | 12/29/2021 6:45:19 PM | Drop baseline for qualifier 128.0 of compound 4-Chlorophenol in sample Dec2807.D to y = 4307, new integration is from x, y = 6.496, 4307 to 6.547, 4307 and new response = 44924; previous integration is from x, y = 6.496, 4307 to 6.547, 5339 and previous response = 43334. | | | ✓ | |
| CmdManuallyIntegratePeak | BL2000\jheine | 12/29/2021 6:45:52 PM | Manually integrate compound 4-Chloro-3-Methylphenol in sample Dec2807.D, from x, y = 7.163, 2586 to 7.266, 3413, result = 32896; previous integration is from x, y = 7.031, 314 to 7.153, 348 and previous response = 46594. | | | ✓ | |
| CmdManuallyIntegrateSnapBaseline | BL2000\jheine | 12/29/2021 6:45:55 PM | Snap baseline for compound 4-Chloro-3-Methylphenol in sample Dec2807.D, from x = 7.163 to x = 7.266, new integration is from x, y = 7.163, 1258 to 7.266, 1204 and new response = 43792; previous integration is from x, y = 7.163, 2586 to 7.266, 3413 and previous response = 32896. | | | ✓ | |
| CmdManuallyIntegrateQualifierPeak | BL2000\jheine | 12/29/2021 6:46:01 PM | Manually integrate qualifier 144.0 of compound 4-Chloro-3-Methylphenol in sample Dec2807.D from x, y = 7.163, 636 to 7.256, 884; result = 9148 | | | ✓ | |
| CmdManuallyIntegrateSnapBaseline | BL2000\jheine | 12/29/2021 6:46:02 PM | Snap baseline for qualifier 144.0 of compound 4-Chloro-3-Methylphenol in sample Dec2807.D from x = 7.163 to x = 7.256, new integration is from x, y = 7.163, 266 to 7.256, 281 and new response = 11845; previous integration is from x, y = 7.163, 636 to 7.256, 884 and previous response = 9148. | | | ✓ | |
| CmdManuallyIntegrateDropBaseline | BL2000\jheine | 12/29/2021 6:46:03 PM | Drop baseline for qualifier 144.0 of compound 4-Chloro-3-Methylphenol in sample Dec2807.D to y = 266, new integration is from x, y = 7.163, 266 to 7.256, 266 and new response = 11886; previous integration is from x, y = 7.163, 266 to 7.256, 281 and previous response = 11845. | | | ✓ | |
| CmdManuallyIntegrateSplit | BL2000\jheine | 12/29/2021 6:47:08 PM | Split qualifier 77.0 of compound Dimethyl Phthalate in sample Dec2807.D and keep left peak, new integration is from x, y = 8.251, 890.228361984448 to 8.302, 885.474508166618 and new response = 23003, previous integration is from x, y = 8.251, 890 to 8.405, 876 and previous response = 32398. | | | ✓ | |

Audit Trail report

| Name | User | Time | Action | Reason | Comment | Succeed | Exception |
|--|---------------|-----------------------|---|--------|---------|---------|-----------|
| CmdManuallyIntegrateQualifierPeak | BL2000\jheine | 12/29/2021 6:47:25 PM | Manually integrate qualifier 152.0 of compound Acenaphthene in sample Dec2807.D from x, y = 8.538, 9763 to 8.589, 24759; result = 18021 | | | ✓ | |
| CmdManuallyIntegrateSnapBaseline | BL2000\jheine | 12/29/2021 6:47:27 PM | Snap baseline for qualifier 152.0 of compound Acenaphthene in sample Dec2807.D from x = 8.538 to x = 8.589, new integration is from x, y = 8.538, 603 to 8.589, 1524 and new response = 67731; previous integration is from x, y = 8.538, 9763 to 8.589, 24759 and previous response = 18021. | | | ✓ | |
| CmdManuallyIntegrateDropBaseline | BL2000\jheine | 12/29/2021 6:47:28 PM | Drop baseline for qualifier 152.0 of compound Acenaphthene in sample Dec2807.D to y = 603, new integration is from x, y = 8.538, 603 to 8.589, 603 and new response = 69145; previous integration is from x, y = 8.538, 603 to 8.589, 1524 and previous response = 67731. | | | ✓ | |
| CmdManuallyIntegrateApplyTargetRtToQualifier | BL2000\jheine | 12/29/2021 6:47:49 PM | Apply target integration range 8.640-8.701 to qualifier 154.0 for compound 2,4-Dinitrophenol in sample Dec2807.D, new integration is from x, y = 8.640, 462 to 8.701, 464 and new response = 2038; previous integration is from x, y = 8.538, 180 to 8.609, 186 and previous response = 126498. | | | ✓ | |
| CmdManuallyIntegrateSplit | BL2000\jheine | 12/29/2021 6:48:06 PM | Split qualifier 139.0 of compound 4-Nitrophenol in sample Dec2807.D and keep right peak, new integration is from x, y = 8.804, 0 to 8.845, 0 and new response = 9447, previous integration is from x, y = 8.732, 0 to 8.845, 0 and previous response = 84655. | | | ✓ | |
| CmdManuallyIntegrateQualifierPeak | BL2000\jheine | 12/29/2021 6:48:16 PM | Manually integrate qualifier 63.0 of compound 2,4-Dinitrotoluene in sample Dec2807.D, from x, y = 8.793, 1147 to 8.895, 710, result = 10607; previous integration is from x, y = 8.753, 765 to 8.895, 710 and previous response = 22922. | | | ✓ | |
| CmdManuallyIntegrateDropBaseline | BL2000\jheine | 12/29/2021 6:48:17 PM | Drop baseline for qualifier 63.0 of compound 2,4-Dinitrotoluene in sample Dec2807.D to y = 710, new integration is from x, y = 8.793, 710 to 8.895, 710 and new response = 11940; previous integration is from x, y = 8.793, 1147 to 8.895, 710 and previous response = 10607. | | | ✓ | |

Audit Trail report

| Name | User | Time | Action | Reason | Comment | Succeed | Exception |
|------------------------------------|---------------|-----------------------|--|--------|---------|---------|-----------|
| CmdManuallyIntegrate QualifierPeak | BL2000\jheine | 12/29/2021 6:48:22 PM | Manually integrate qualifier 89.0 of compound 2,4-Dinitrotoluene in sample Dec2807.D, from x, y = 8.793, 141 to 8.896, 0, result = 11654; previous integration is from x, y = 8.753, 0 to 8.896, 0 and previous response = 18322. | | | ✓ | |
| CmdManuallyIntegrate DropBaseline | BL2000\jheine | 12/29/2021 6:48:24 PM | Drop baseline for qualifier 89.0 of compound 2,4-Dinitrotoluene in sample Dec2807.D to y = 0, new integration is from x, y = 8.793, 0 to 8.896, 0 and new response = 12087; previous integration is from x, y = 8.793, 141 to 8.896, 0 and previous response = 11654. | | | ✓ | |
| CmdManuallyIntegrate QualifierPeak | BL2000\jheine | 12/29/2021 6:48:53 PM | Manually integrate qualifier 92.0 of compound 4-Nitroaniline in sample Dec2807.D, from x, y = 9.233, 229 to 9.285, 380, result = 5909; previous integration is from x, y = 9.233, 229 to 9.335, 285 and previous response = 7258. | | | ✓ | |
| CmdManuallyIntegrate DropBaseline | BL2000\jheine | 12/29/2021 6:48:55 PM | Drop baseline for qualifier 92.0 of compound 4-Nitroaniline in sample Dec2807.D to y = 229, new integration is from x, y = 9.233, 229 to 9.285, 229 and new response = 6140; previous integration is from x, y = 9.233, 229 to 9.285, 380 and previous response = 5909. | | | ✓ | |
| CmdManuallyIntegrate QualifierPeak | BL2000\jheine | 12/29/2021 6:49:10 PM | Manually integrate qualifier 121.0 of compound 4,6-Dinitro-2-methylphenol in sample Dec2807.D, from x, y = 9.254, 0 to 9.315, 883, result = 2288; previous integration is from x, y = 9.254, 0 to 9.377, 0 and previous response = 5342. | | | ✓ | |
| CmdManuallyIntegrate DropBaseline | BL2000\jheine | 12/29/2021 6:49:12 PM | Drop baseline for qualifier 121.0 of compound 4,6-Dinitro-2-methylphenol in sample Dec2807.D to y = 0, new integration is from x, y = 9.254, 0 to 9.315, 0 and new response = 3914; previous integration is from x, y = 9.254, 0 to 9.315, 883 and previous response = 2288. | | | ✓ | |
| CmdManuallyIntegrate QualifierPeak | BL2000\jheine | 12/29/2021 6:49:24 PM | Manually integrate qualifier 121.0 of compound 4,6-Dinitro-2-methylphenol in sample Dec2807.D, from x, y = 9.274, 147 to 9.315, 0, result = 3410; previous integration is from x, y = 9.254, 0 to 9.315, 0 and previous response = 3914. | | | ✓ | |

Audit Trail report

| Name | User | Time | Action | Reason | Comment | Succeed | Exception |
|-----------------------------------|---------------|-----------------------|--|--------|---------|---------|-----------|
| CmdManuallyIntegrateDropBaseline | BL2000\jheine | 12/29/2021 6:49:26 PM | Drop baseline for qualifier 121.0 of compound 4,6-Dinitro-2-methylphenol in sample Dec2807.D to y = 0, new integration is from x, y = 9.274, 0 to 9.315, 0 and new response = 3590; previous integration is from x, y = 9.274, 147 to 9.315, 0 and previous response = 3410. | | | ✓ | |
| CmdManuallyIntegrateQualifierPeak | BL2000\jheine | 12/29/2021 6:49:37 PM | Manually integrate qualifier 51.0 of compound Azobenzene in sample Dec2807.D, from x, y = 9.397, 3312 to 9.469, 1847, result = 37645; previous integration is from x, y = 9.356, 1950 to 9.469, 1847 and previous response = 71595. | | | ✓ | |
| CmdManuallyIntegrateQualifierPeak | BL2000\jheine | 12/29/2021 6:49:40 PM | Manually integrate qualifier 51.0 of compound Azobenzene in sample Dec2807.D, from x, y = 9.387, 3567 to 9.469, 1847, result = 45329; previous integration is from x, y = 9.397, 3312 to 9.469, 1847 and previous response = 37645. | | | ✓ | |
| CmdManuallyIntegrateDropBaseline | BL2000\jheine | 12/29/2021 6:49:42 PM | Drop baseline for qualifier 51.0 of compound Azobenzene in sample Dec2807.D to y = 1847, new integration is from x, y = 9.387, 1847 to 9.469, 1847 and new response = 49551; previous integration is from x, y = 9.387, 3567 to 9.469, 1847 and previous response = 45329. | | | ✓ | |
| CmdManuallyIntegratePeak | BL2000\jheine | 12/29/2021 6:50:05 PM | Manually integrate compound Anthracene in sample Dec2807.D, from x, y = 10.363, 7167 to 10.465, 11874, result = 122042; previous integration is from x, y = 10.293, 76 to 10.363, 127 and previous response = 210369. | | | ✓ | |
| CmdManuallyIntegrateSnapBaseline | BL2000\jheine | 12/29/2021 6:50:07 PM | Snap baseline for compound Anthracene in sample Dec2807.D, from x = 10.363 to x = 10.465, new integration is from x, y = 10.363, 1764 to 10.465, 2110 and new response = 168127; previous integration is from x, y = 10.363, 7167 to 10.465, 11874 and previous response = 122042. | | | ✓ | |
| CmdManuallyIntegrateDropBaseline | BL2000\jheine | 12/29/2021 6:50:08 PM | Drop baseline for compound Anthracene in sample Dec2807.D to y = 1764, new integration is from x, y = 10.363, 1764 to 10.465, 1764 and new response = 169178; previous integration is from x, y = 10.363, 1764 to 10.465, 2110 and previous response = 168127. | | | ✓ | |

Audit Trail report

| Name | User | Time | Action | Reason | Comment | Succeed | Exception |
|-----------------------------------|---------------|-----------------------|---|--------|---------|---------|-----------|
| CmdManuallyIntegrateQualifierPeak | BL2000\jheine | 12/29/2021 6:50:13 PM | Manually integrate qualifier 176.0 of compound Anthracene in sample Dec2807.D from x, y = 10.363, 1808 to 10.434, 3471; result = 20559 | | | ✓ | |
| CmdManuallyIntegrateSnapBaseline | BL2000\jheine | 12/29/2021 6:50:15 PM | Snap baseline for qualifier 176.0 of compound Anthracene in sample Dec2807.D from x = 10.363 to x = 10.434, new integration is from x, y = 10.363, 638 to 10.434, 638 and new response = 29074; previous integration is from x, y = 10.363, 1808 to 10.434, 3471 and previous response = 20559. | | | ✓ | |
| CmdManuallyIntegrateDropBaseline | BL2000\jheine | 12/29/2021 6:50:15 PM | Drop baseline for qualifier 176.0 of compound Anthracene in sample Dec2807.D to y = 638, new integration is from x, y = 10.363, 638 to 10.434, 638 and new response = 29074; previous integration is from x, y = 10.363, 638 to 10.434, 638 and previous response = 29074. | | | ✓ | |
| CmdManuallyIntegrateQualifierPeak | BL2000\jheine | 12/29/2021 6:51:02 PM | Manually integrate qualifier 91.0 of compound Butylbenzylphthalate in sample Dec2807.D, from x, y = 14.562, 590 to 14.653, 3394, result = 36212; previous integration is from x, y = 14.562, 590 to 14.725, 551 and previous response = 47440. | | | ✓ | |
| CmdManuallyIntegrateDropBaseline | BL2000\jheine | 12/29/2021 6:51:03 PM | Drop baseline for qualifier 91.0 of compound Butylbenzylphthalate in sample Dec2807.D to y = 590, new integration is from x, y = 14.562, 590 to 14.653, 590 and new response = 43950; previous integration is from x, y = 14.562, 590 to 14.653, 3394 and previous response = 36212. | | | ✓ | |
| CmdManuallyIntegrateQualifierPeak | BL2000\jheine | 12/29/2021 6:51:10 PM | Manually integrate qualifier 104.0 of compound Di-n-Butylphthalate in sample Dec2807.D, from x, y = 11.234, 0 to 11.295, 1374, result = 8629; previous integration is from x, y = 11.234, 0 to 11.336, 0 and previous response = 12027. | | | ✓ | |
| CmdManuallyIntegrateDropBaseline | BL2000\jheine | 12/29/2021 6:51:13 PM | Drop baseline for qualifier 104.0 of compound Di-n-Butylphthalate in sample Dec2807.D to y = 0, new integration is from x, y = 11.234, 0 to 11.295, 0 and new response = 11135; previous integration is from x, y = 11.234, 0 to 11.295, 1374 and previous response = 8629. | | | ✓ | |

Audit Trail report

| Name | User | Time | Action | Reason | Comment | Succeed | Exception |
|-----------------------------------|---------------|-----------------------|--|--------|---------|---------|-----------|
| CmdManuallyIntegrateSplit | BL2000\jheine | 12/29/2021 6:51:57 PM | Split peak for compound Indeno(1,2,3-c,d)pyrene in sample Dec2807.D and keep left peak, new integration is from x, y = 20.908, 215.735519100879 to 20.978, 312.979076073455 and new response = 86021, previous integration is from x, y = 20.908, 216 to 21.069, 440 and previous response = 113594. | | | ✓ | |
| CmdSetTargetCompoundAttribute | BL2000\jheine | 12/29/2021 6:51:59 PM | Set UserAnnotation = CO for compound Indeno(1,2,3-c,d)pyrene in sample Dec2807.D; previous value = | | | ✓ | |
| CmdManuallyIntegrateQualifierPeak | BL2000\jheine | 12/29/2021 6:52:24 PM | Manually integrate qualifier 66.0 of compound Aniline in sample Dec2808.D, from x, y = 4.642, 768 to 4.685, 2118, result = 17584; previous integration is from x, y = 4.642, 768 to 4.822, 946 and previous response = 40376. | | | ✓ | |
| CmdManuallyIntegrateDropBaseline | BL2000\jheine | 12/29/2021 6:52:26 PM | Drop baseline for qualifier 66.0 of compound Aniline in sample Dec2808.D to y = 768, new integration is from x, y = 4.642, 768 to 4.685, 768 and new response = 19315; previous integration is from x, y = 4.642, 768 to 4.685, 2118 and previous response = 17584. | | | ✓ | |
| CmdManuallyIntegrateQualifierPeak | BL2000\jheine | 12/29/2021 6:52:30 PM | Manually integrate qualifier 65.0 of compound Aniline in sample Dec2808.D, from x, y = 4.645, 839 to 4.685, 1583, result = 8986; previous integration is from x, y = 4.645, 839 to 4.736, 852 and previous response = 22755. | | | ✓ | |
| CmdManuallyIntegrateDropBaseline | BL2000\jheine | 12/29/2021 6:52:32 PM | Drop baseline for qualifier 65.0 of compound Aniline in sample Dec2808.D to y = 839, new integration is from x, y = 4.645, 839 to 4.685, 839 and new response = 9875; previous integration is from x, y = 4.645, 839 to 4.685, 1583 and previous response = 8986. | | | ✓ | |
| CmdManuallyIntegratePeak | BL2000\jheine | 12/29/2021 6:52:45 PM | Manually integrate compound Phenol in sample Dec2808.D, from x, y = 4.685, 1344 to 4.777, 3965, result = 30065; previous integration is from x, y = 4.685, 1344 to 4.828, 1405 and previous response = 41267. | | | ✓ | |
| CmdManuallyIntegrateSnapBaseline | BL2000\jheine | 12/29/2021 6:52:48 PM | Snap baseline for compound Phenol in sample Dec2808.D, from x = 4.685 to x = 4.777, new integration is from x, y = 4.685, 2631 to 4.777, 2271 and new response = 31186; previous integration is from x, y = 4.685, 1344 to 4.777, 3965 and previous response = 30065. | | | ✓ | |

Audit Trail report

| Name | User | Time | Action | Reason | Comment | Succeed | Exception |
|-----------------------------------|---------------|-----------------------|--|--------|---------|---------|-----------|
| CmdManuallyIntegrateDropBaseline | BL2000\jheine | 12/29/2021 6:52:49 PM | Drop baseline for compound Phenol in sample Dec2808.D to y = 2271, new integration is from x, y = 4.685, 2271 to 4.777, 2271 and new response = 32179; previous integration is from x, y = 4.685, 2631 to 4.777, 2271 and previous response = 31186. | | | ✓ | |
| CmdManuallyIntegrateQualifierPeak | BL2000\jheine | 12/29/2021 6:53:03 PM | Manually integrate qualifier 66.0 of compound Phenol in sample Dec2808.D, from x, y = 4.685, 7931 to 4.756, 5707, result = -8376; previous integration is from x, y = 4.643, 783 to 4.823, 924 and previous response = 40406. | | | ✓ | |
| CmdManuallyIntegrateSnapBaseline | BL2000\jheine | 12/29/2021 6:53:04 PM | Snap baseline for qualifier 66.0 of compound Phenol in sample Dec2808.D from x = 4.685 to x = 4.756, new integration is from x, y = 4.685, 6123 to 4.756, 1215 and new response = 5139; previous integration is from x, y = 4.685, 7931 to 4.756, 5707 and previous response = -8376. | | | ✓ | |
| CmdManuallyIntegrateDropBaseline | BL2000\jheine | 12/29/2021 6:53:05 PM | Drop baseline for qualifier 66.0 of compound Phenol in sample Dec2808.D to y = 1215, new integration is from x, y = 4.685, 1215 to 4.756, 1215 and new response = 15666; previous integration is from x, y = 4.685, 6123 to 4.756, 1215 and previous response = 5139. | | | ✓ | |
| CmdSetTargetCompoundAttribute | BL2000\jheine | 12/29/2021 6:53:11 PM | Set UserAnnotation = BA for compound Phenol in sample Dec2808.D; previous value = | | | ✓ | |
| CmdManuallyIntegrateSplit | BL2000\jheine | 12/29/2021 6:53:17 PM | Split peak for compound bis(-2-Chloroethyl)Ether in sample Dec2808.D and keep left peak, new integration is from x, y = 4.736, 714.091954201409 to 4.777, 731.493191457515 and new response = 32469, previous integration is from x, y = 4.736, 714 to 4.828, 753 and previous response = 44761. | | | ✓ | |
| CmdSetTargetCompoundAttribute | BL2000\jheine | 12/29/2021 6:53:22 PM | Set UserAnnotation = CO for compound bis(-2-Chloroethyl)Ether in sample Dec2808.D; previous value = | | | ✓ | |
| CmdManuallyIntegrateQualifierPeak | BL2000\jheine | 12/29/2021 6:53:25 PM | Manually integrate qualifier 64.0 of compound bis(-2-Chloroethyl)Ether in sample Dec2808.D, from x, y = 4.746, 449 to 4.777, 449, result = 1460; previous integration is from x, y = 4.777, 343 to 4.858, 332 and previous response = 16203. | | | ✓ | |

Audit Trail report

| Name | User | Time | Action | Reason | Comment | Succeed | Exception |
|------------------------------------|---------------|-----------------------|--|--------|---------|---------|-----------|
| CmdManuallyIntegrate DropBaseline | BL2000\jheine | 12/29/2021 6:53:27 PM | Drop baseline for qualifier 64.0 of compound bis(-2-Chloroethyl)Ether in sample Dec2808.D to y = 449, new integration is from x, y = 4.746, 449 to 4.777, 449 and new response = 1460; previous integration is from x, y = 4.746, 449 to 4.777, 449 and previous response = 1460. | | | ✓ | |
| CmdManuallyIntegrate QualifierPeak | BL2000\jheine | 12/29/2021 6:53:46 PM | Manually integrate qualifier 107.0 of compound Benzyl Alcohol in sample Dec2808.D from x, y = 5.175, 369 to 5.236, 282; result = 6783 | | | ✓ | |
| CmdManuallyIntegrate DropBaseline | BL2000\jheine | 12/29/2021 6:53:48 PM | Drop baseline for qualifier 107.0 of compound Benzyl Alcohol in sample Dec2808.D to y = 282, new integration is from x, y = 5.175, 282 to 5.236, 282 and new response = 6944; previous integration is from x, y = 5.175, 369 to 5.236, 282 and previous response = 6783. | | | ✓ | |
| CmdManuallyIntegrate QualifierPeak | BL2000\jheine | 12/29/2021 6:54:23 PM | Manually integrate qualifier 54.0 of compound Nitrobenzene-d5 in sample Dec2808.D, from x, y = 5.604, 620 to 5.686, 878, result = 16564; previous integration is from x, y = 5.614, 1042 to 5.703, 987 and previous response = 11450. | | | ✓ | |
| CmdManuallyIntegrate DropBaseline | BL2000\jheine | 12/29/2021 6:54:25 PM | Drop baseline for qualifier 54.0 of compound Nitrobenzene-d5 in sample Dec2808.D to y = 620, new integration is from x, y = 5.604, 620 to 5.686, 620 and new response = 17195; previous integration is from x, y = 5.604, 620 to 5.686, 878 and previous response = 16564. | | | ✓ | |
| CmdManuallyIntegrate QualifierPeak | BL2000\jheine | 12/29/2021 6:55:18 PM | Manually integrate qualifier 109.0 of compound 2-Nitrophenol in sample Dec2808.D, from x, y = 5.992, 0 to 6.044, 923, result = 1498; previous integration is from x, y = 5.992, 0 to 6.105, 0 and previous response = 3900. | | | ✓ | |
| CmdManuallyIntegrateSnapBaseline | BL2000\jheine | 12/29/2021 6:55:25 PM | Snap baseline for qualifier 109.0 of compound 2-Nitrophenol in sample Dec2808.D from x = 5.992 to x = 6.044, new integration is from x, y = 5.992, 0 to 6.044, 244 and new response = 2545; previous integration is from x, y = 5.992, 0 to 6.044, 923 and previous response = 1498. | | | ✓ | |

Audit Trail report

| Name | User | Time | Action | Reason | Comment | Succeed | Exception |
|-----------------------------------|---------------|-----------------------|--|--------|---------|---------|-----------|
| CmdManuallyIntegrateDropBaseline | BL2000\jheine | 12/29/2021 6:55:26 PM | Drop baseline for qualifier 109.0 of compound 2-Nitrophenol in sample Dec2808.D to y = 0, new integration is from x, y = 5.992, 0 to 6.044, 0 and new response = 2921; previous integration is from x, y = 5.992, 0 to 6.044, 244 and previous response = 2545. | | | ✓ | |
| CmdManuallyIntegrateQualifierPeak | BL2000\jheine | 12/29/2021 6:55:59 PM | Manually integrate qualifier 122.0 of compound Benzoic Acid in sample Dec2808.D, from x, y = 6.208, 1367 to 6.321, 1676, result = -2314; previous integration is from x, y = 6.208, 0 to 6.465, 0 and previous response = 11930. | | | ✓ | |
| CmdManuallyIntegrateSnapBaseline | BL2000\jheine | 12/29/2021 6:56:01 PM | Snap baseline for qualifier 122.0 of compound Benzoic Acid in sample Dec2808.D from x = 6.208 to x = 6.321, new integration is from x, y = 6.208, 512 to 6.321, 381 and new response = 4972; previous integration is from x, y = 6.208, 1367 to 6.321, 1676 and previous response = -2314. | | | ✓ | |
| CmdManuallyIntegrateDropBaseline | BL2000\jheine | 12/29/2021 6:56:02 PM | Drop baseline for qualifier 122.0 of compound Benzoic Acid in sample Dec2808.D to y = 381, new integration is from x, y = 6.208, 381 to 6.321, 381 and new response = 5416; previous integration is from x, y = 6.208, 512 to 6.321, 381 and previous response = 4972. | | | ✓ | |
| CmdManuallyIntegrateQualifierPeak | BL2000\jheine | 12/29/2021 6:56:11 PM | Manually integrate qualifier 122.0 of compound Benzoic Acid in sample Dec2808.D, from x, y = 6.208, 173 to 6.321, 269, result = 6500; previous integration is from x, y = 6.208, 381 to 6.321, 381 and previous response = 5416. | | | ✓ | |
| CmdManuallyIntegrateDropBaseline | BL2000\jheine | 12/29/2021 6:56:13 PM | Drop baseline for qualifier 122.0 of compound Benzoic Acid in sample Dec2808.D to y = 173, new integration is from x, y = 6.208, 173 to 6.321, 173 and new response = 6827; previous integration is from x, y = 6.208, 173 to 6.321, 269 and previous response = 6500. | | | ✓ | |
| CmdManuallyIntegrateQualifierPeak | BL2000\jheine | 12/29/2021 6:56:37 PM | Manually integrate qualifier 102.0 of compound Naphthalene in sample Dec2808.D, from x, y = 6.444, 514 to 6.496, 0, result = 7995; previous integration is from x, y = 6.413, 0 to 6.496, 0 and previous response = 11703. | | | ✓ | |

Audit Trail report

| Name | User | Time | Action | Reason | Comment | Succeed | Exception |
|-----------------------------------|---------------|-----------------------|---|--------|---------|---------|-----------|
| CmdManuallyIntegrateDropBaseline | BL2000\jheine | 12/29/2021 6:56:39 PM | Drop baseline for qualifier 102.0 of compound Naphthalene in sample Dec2808.D to y = 0, new integration is from x, y = 6.444, 0 to 6.496, 0 and new response = 8787; previous integration is from x, y = 6.444, 514 to 6.496, 0 and previous response = 7995. | | | ✓ | |
| CmdManuallyIntegrateQualifierPeak | BL2000\jheine | 12/29/2021 6:57:09 PM | Manually integrate qualifier 128.0 of compound 4-Chlorophenol in sample Dec2808.D from x, y = 6.496, 5523 to 6.557, 9065; result = 248 | | | ✓ | |
| CmdManuallyIntegrateSnapBaseline | BL2000\jheine | 12/29/2021 6:57:25 PM | Snap baseline for qualifier 128.0 of compound 4-Chlorophenol in sample Dec2808.D from x = 6.496 to x = 6.557, new integration is from x, y = 6.496, 1729 to 6.557, 2917 and new response = 18625; previous integration is from x, y = 6.496, 5523 to 6.557, 9065 and previous response = 248. | | | ✓ | |
| CmdManuallyIntegrateDropBaseline | BL2000\jheine | 12/29/2021 6:57:27 PM | Drop baseline for qualifier 128.0 of compound 4-Chlorophenol in sample Dec2808.D to y = 1729, new integration is from x, y = 6.496, 1729 to 6.557, 1729 and new response = 20821; previous integration is from x, y = 6.496, 1729 to 6.557, 2917 and previous response = 18625. | | | ✓ | |
| CmdManuallyIntegrateQualifierPeak | BL2000\jheine | 12/29/2021 6:57:50 PM | Manually integrate qualifier 128.0 of compound 4-Chlorophenol in sample Dec2808.D, from x, y = 6.496, 2336 to 6.598, 973, result = 23315; previous integration is from x, y = 6.496, 1729 to 6.557, 1729 and previous response = 20821. | | | ✓ | |
| CmdManuallyIntegrateDropBaseline | BL2000\jheine | 12/29/2021 6:57:53 PM | Drop baseline for qualifier 128.0 of compound 4-Chlorophenol in sample Dec2808.D to y = 973, new integration is from x, y = 6.496, 973 to 6.598, 973 and new response = 27514; previous integration is from x, y = 6.496, 2336 to 6.598, 973 and previous response = 23315. | | | ✓ | |
| CmdManuallyIntegrateQualifierPeak | BL2000\jheine | 12/29/2021 6:58:03 PM | Manually integrate qualifier 65.0 of compound p-Chloroaniline in sample Dec2808.D from x, y = 6.547, 823 to 6.609, 987; result = 11721 | | | ✓ | |
| CmdManuallyIntegrateDropBaseline | BL2000\jheine | 12/29/2021 6:58:04 PM | Drop baseline for qualifier 65.0 of compound p-Chloroaniline in sample Dec2808.D to y = 823, new integration is from x, y = 6.547, 823 to 6.609, 823 and new response = 12024; previous integration is from x, y = 6.547, 823 to 6.609, 987 and previous response = 11721. | | | ✓ | |

Audit Trail report

| Name | User | Time | Action | Reason | Comment | Succeed | Exception |
|----------------------------------|---------------|-----------------------|--|--------|---------|---------|-----------|
| CmdManuallyIntegratePeak | BL2000\jheine | 12/29/2021 6:58:14 PM | Manually integrate compound 4-Chloro-2-Methylphenol in sample Dec2808.D, from x, y = 7.030, 839 to 7.122, 575, result = 19284; previous integration is from x, y = 7.153, 336 to 7.256, 416 and previous response = 21828. | | | ✓ | |
| CmdManuallyIntegrateSnapBaseline | BL2000\jheine | 12/29/2021 6:58:16 PM | Snap baseline for compound 4-Chloro-2-Methylphenol in sample Dec2808.D, from x = 7.030 to x = 7.122, new integration is from x, y = 7.030, 425 to 7.122, 811 and new response = 19778; previous integration is from x, y = 7.030, 839 to 7.122, 575 and previous response = 19284. | | | ✓ | |
| CmdManuallyIntegrateDropBaseline | BL2000\jheine | 12/29/2021 6:58:17 PM | Drop baseline for compound 4-Chloro-2-Methylphenol in sample Dec2808.D to y = 425, new integration is from x, y = 7.030, 425 to 7.122, 425 and new response = 20848; previous integration is from x, y = 7.030, 425 to 7.122, 811 and previous response = 19778. | | | ✓ | |
| CmdSetTargetCompoundAttribute | BL2000\jheine | 12/29/2021 6:58:20 PM | Set UserAnnotation = NI for compound 4-Chloro-2-Methylphenol in sample Dec2808.D; previous value = | | | ✓ | |
| CmdManuallyIntegrateSplit | BL2000\jheine | 12/29/2021 6:58:34 PM | Split peak for compound 2,4,6-Trichlorophenol in sample Dec2808.D and keep left peak, new integration is from x, y = 7.636, 0 to 7.697, 0 and new response = 12957, previous integration is from x, y = 7.636, 0 to 7.790, 0 and previous response = 27909. | | | ✓ | |
| CmdSetTargetCompoundAttribute | BL2000\jheine | 12/29/2021 6:58:36 PM | Set UserAnnotation = CO for compound 2,4,6-Trichlorophenol in sample Dec2808.D; previous value = | | | ✓ | |
| CmdManuallyIntegrateSplit | BL2000\jheine | 12/29/2021 6:58:42 PM | Split peak for compound 2,4,5-Trichlorophenol in sample Dec2808.D and keep right peak, new integration is from x, y = 7.697, 0 to 7.790, 0 and new response = 14951, previous integration is from x, y = 7.636, 0 to 7.790, 0 and previous response = 27909. | | | ✓ | |
| CmdSetTargetCompoundAttribute | BL2000\jheine | 12/29/2021 6:58:44 PM | Set UserAnnotation = CO for compound 2,4,5-Trichlorophenol in sample Dec2808.D; previous value = | | | ✓ | |

Audit Trail report

| Name | User | Time | Action | Reason | Comment | Succeed | Exception |
|--|---------------|-----------------------|---|--------|---------|---------|-----------|
| CmdManuallyIntegrateApplyTargetRtToQualifier | BL2000\jheine | 12/29/2021 6:59:22 PM | Apply target integration range 8.650-8.691 to qualifier 154.0 for compound 2,4-Dinitrophenol in sample Dec2808.D, new integration is from x, y = 8.650, 619 to 8.691, 301 and new response = -49; previous integration is from x, y = 8.507, 0 to 8.619, 0 and previous response = 64733. | | | ✓ | |
| CmdManuallyIntegrateQualifierPeak | BL2000\jheine | 12/29/2021 6:59:31 PM | Manually integrate qualifier 154.0 of compound 2,4-Dinitrophenol in sample Dec2808.D, from x, y = 8.640, 265 to 8.671, 265, result = 331; previous integration is from x, y = 8.650, 619 to 8.691, 301 and previous response = -49. | | | ✓ | |
| CmdManuallyIntegrateDropBaseline | BL2000\jheine | 12/29/2021 6:59:34 PM | Drop baseline for qualifier 154.0 of compound 2,4-Dinitrophenol in sample Dec2808.D to y = 265, new integration is from x, y = 8.640, 265 to 8.671, 265 and new response = 331; previous integration is from x, y = 8.640, 265 to 8.671, 265 and previous response = 331. | | | ✓ | |
| CmdManuallyIntegrateQualifierPeak | BL2000\jheine | 12/29/2021 6:59:41 PM | Manually integrate qualifier 154.0 of compound 2,4-Dinitrophenol in sample Dec2808.D, from x, y = 8.640, 205 to 8.671, 213, result = 436; previous integration is from x, y = 8.640, 265 to 8.671, 265 and previous response = 331. | | | ✓ | |
| CmdManuallyIntegrateDropBaseline | BL2000\jheine | 12/29/2021 6:59:43 PM | Drop baseline for qualifier 154.0 of compound 2,4-Dinitrophenol in sample Dec2808.D to y = 205, new integration is from x, y = 8.640, 205 to 8.671, 205 and new response = 443; previous integration is from x, y = 8.640, 205 to 8.671, 213 and previous response = 436. | | | ✓ | |
| CmdManuallyIntegrateQualifierPeak | BL2000\jheine | 12/29/2021 6:59:54 PM | Manually integrate qualifier 139.0 of compound Dibenzofuran in sample Dec2808.D, from x, y = 8.752, 0 to 8.804, 4505, result = 27842; previous integration is from x, y = 8.752, 0 to 8.845, 0 and previous response = 38502. | | | ✓ | |
| CmdManuallyIntegrateDropBaseline | BL2000\jheine | 12/29/2021 6:59:55 PM | Drop baseline for qualifier 139.0 of compound Dibenzofuran in sample Dec2808.D to y = 0, new integration is from x, y = 8.752, 0 to 8.804, 0 and new response = 34757; previous integration is from x, y = 8.752, 0 to 8.804, 4505 and previous response = 27842. | | | ✓ | |

Audit Trail report

| Name | User | Time | Action | Reason | Comment | Succeed | Exception |
|-----------------------------------|---------------|-----------------------|---|--------|---------|---------|-----------|
| CmdManuallyIntegrateQualifierPeak | BL2000\jheine | 12/29/2021 7:00:04 PM | Manually integrate qualifier 139.0 of compound 4-Nitrophenol in sample Dec2808.D, from x, y = 8.804, 2110 to 8.875, 3349, result = -6389; previous integration is from x, y = 8.752, 0 to 8.845, 0 and previous response = 38502. | | | ✓ | |
| CmdManuallyIntegrateSnapBaseline | BL2000\jheine | 12/29/2021 7:00:06 PM | Snap baseline for qualifier 139.0 of compound 4-Nitrophenol in sample Dec2808.D from x = 8.804 to x = 8.875, new integration is from x, y = 8.804, 824 to 8.875, 296 and new response = 2930; previous integration is from x, y = 8.804, 2110 to 8.875, 3349 and previous response = -6389. | | | ✓ | |
| CmdManuallyIntegrateDropBaseline | BL2000\jheine | 12/29/2021 7:00:07 PM | Drop baseline for qualifier 139.0 of compound 4-Nitrophenol in sample Dec2808.D to y = 296, new integration is from x, y = 8.804, 296 to 8.875, 296 and new response = 4065; previous integration is from x, y = 8.804, 824 to 8.875, 296 and previous response = 2930. | | | ✓ | |
| CmdManuallyIntegrateQualifierPeak | BL2000\jheine | 12/29/2021 7:00:17 PM | Manually integrate qualifier 139.0 of compound 4-Nitrophenol in sample Dec2808.D, from x, y = 8.804, 14 to 8.875, 31, result = 5240; previous integration is from x, y = 8.804, 296 to 8.875, 296 and previous response = 4065. | | | ✓ | |
| CmdManuallyIntegrateDropBaseline | BL2000\jheine | 12/29/2021 7:00:19 PM | Drop baseline for qualifier 139.0 of compound 4-Nitrophenol in sample Dec2808.D to y = 14, new integration is from x, y = 8.804, 14 to 8.875, 14 and new response = 5275; previous integration is from x, y = 8.804, 14 to 8.875, 31 and previous response = 5240. | | | ✓ | |
| CmdManuallyIntegrateQualifierPeak | BL2000\jheine | 12/29/2021 7:00:30 PM | Manually integrate qualifier 63.0 of compound 2,4-Dinitrotoluene in sample Dec2808.D, from x, y = 8.793, 2445 to 8.855, 2259, result = -2144; previous integration is from x, y = 8.754, 599 to 8.793, 588 and previous response = 5258. | | | ✓ | |
| CmdManuallyIntegrateSnapBaseline | BL2000\jheine | 12/29/2021 7:00:32 PM | Snap baseline for qualifier 63.0 of compound 2,4-Dinitrotoluene in sample Dec2808.D from x = 8.793 to x = 8.855, new integration is from x, y = 8.793, 536 to 8.855, 668 and new response = 4301; previous integration is from x, y = 8.793, 2445 to 8.855, 2259 and previous response = -2144. | | | ✓ | |

Audit Trail report

| Name | User | Time | Action | Reason | Comment | Succeed | Exception |
|------------------------------------|---------------|-----------------------|---|--------|---------|---------|-----------|
| CmdManuallyIntegrate DropBaseline | BL2000\jheine | 12/29/2021 7:00:32 PM | Drop baseline for qualifier 63.0 of compound 2,4-Dinitrotoluene in sample Dec2808.D to y = 536, new integration is from x, y = 8.793, 536 to 8.855, 536 and new response = 4544; previous integration is from x, y = 8.793, 536 to 8.855, 668 and previous response = 4301. | | | ✓ | |
| CmdManuallyIntegrate QualifierPeak | BL2000\jheine | 12/29/2021 7:00:51 PM | Manually integrate qualifier 92.0 of compound 4-Nitroaniline in sample Dec2808.D, from x, y = 9.243, 259 to 9.274, 271, result = 1668; previous integration is from x, y = 9.244, 435 to 9.293, 423 and previous response = 1144. | | | ✓ | |
| CmdManuallyIntegrate DropBaseline | BL2000\jheine | 12/29/2021 7:00:54 PM | Drop baseline for qualifier 92.0 of compound 4-Nitroaniline in sample Dec2808.D to y = 259, new integration is from x, y = 9.243, 259 to 9.274, 259 and new response = 1679; previous integration is from x, y = 9.243, 259 to 9.274, 271 and previous response = 1668. | | | ✓ | |
| CmdManuallyIntegrate QualifierPeak | BL2000\jheine | 12/29/2021 7:01:03 PM | Manually integrate qualifier 121.0 of compound 4,6-Dinitro-2-methylphenol in sample Dec2808.D, from x, y = 9.274, 2 to 9.315, 6, result = 1820; previous integration is from x, y = 9.100, 0 to 9.151, 0 and previous response = 2045. | | | ✓ | |
| CmdManuallyIntegrate DropBaseline | BL2000\jheine | 12/29/2021 7:01:04 PM | Drop baseline for qualifier 121.0 of compound 4,6-Dinitro-2-methylphenol in sample Dec2808.D to y = 2, new integration is from x, y = 9.274, 2 to 9.315, 2 and new response = 1824; previous integration is from x, y = 9.274, 2 to 9.315, 6 and previous response = 1820. | | | ✓ | |
| CmdManuallyIntegrate QualifierPeak | BL2000\jheine | 12/29/2021 7:01:19 PM | Manually integrate qualifier 51.0 of compound Azobenzene in sample Dec2808.D, from x, y = 9.397, 7460 to 9.448, 7195, result = -948; previous integration is from x, y = 9.203, 1929 to 9.252, 1898 and previous response = 13483. | | | ✓ | |
| CmdManuallyIntegrate QualifierPeak | BL2000\jheine | 12/29/2021 7:01:24 PM | Manually integrate qualifier 51.0 of compound Azobenzene in sample Dec2808.D, from x, y = 9.387, 8559 to 9.448, 7195, result = -3164; previous integration is from x, y = 9.397, 7460 to 9.448, 7195 and previous response = -948. | | | ✓ | |

Audit Trail report

| Name | User | Time | Action | Reason | Comment | Succeed | Exception |
|-----------------------------------|---------------|-----------------------|--|--------|---------|---------|-----------|
| CmdManuallyIntegrateSnapBaseline | BL2000\jheine | 12/29/2021 7:01:25 PM | Snap baseline for qualifier 51.0 of compound Azobenzene in sample Dec2808.D from x = 9.387 to x = 9.448, new integration is from x, y = 9.387, 4984 to 9.448, 1362 and new response = 14162; previous integration is from x, y = 9.387, 8559 to 9.448, 7195 and previous response = -3164. | | | ✓ | |
| CmdManuallyIntegrateDropBaseline | BL2000\jheine | 12/29/2021 7:01:26 PM | Drop baseline for qualifier 51.0 of compound Azobenzene in sample Dec2808.D to y = 1362, new integration is from x, y = 9.387, 1362 to 9.448, 1362 and new response = 20832; previous integration is from x, y = 9.387, 4984 to 9.448, 1362 and previous response = 14162. | | | ✓ | |
| CmdManuallyIntegrateQualifierPeak | BL2000\jheine | 12/29/2021 7:01:43 PM | Manually integrate qualifier 142.0 of compound Hexachlorobenzene in sample Dec2808.D, from x, y = 9.816, 1389 to 9.857, 1518, result = 5936; previous integration is from x, y = 9.786, 0 to 9.907, 0 and previous response = 12953. | | | ✓ | |
| CmdManuallyIntegrateSnapBaseline | BL2000\jheine | 12/29/2021 7:01:45 PM | Snap baseline for qualifier 142.0 of compound Hexachlorobenzene in sample Dec2808.D from x = 9.816 to x = 9.857, new integration is from x, y = 9.816, 491 to 9.857, 202 and new response = 8627; previous integration is from x, y = 9.816, 1389 to 9.857, 1518 and previous response = 5936. | | | ✓ | |
| CmdManuallyIntegrateSnapBaseline | BL2000\jheine | 12/29/2021 7:01:46 PM | Snap baseline for qualifier 142.0 of compound Hexachlorobenzene in sample Dec2808.D from x = 9.816 to x = 9.857, new integration is from x, y = 9.816, 491 to 9.857, 202 and new response = 8627; previous integration is from x, y = 9.816, 491 to 9.857, 202 and previous response = 8627. | | | ✓ | |
| CmdManuallyIntegrateDropBaseline | BL2000\jheine | 12/29/2021 7:01:56 PM | Drop baseline for qualifier 142.0 of compound Hexachlorobenzene in sample Dec2808.D to y = 202, new integration is from x, y = 9.816, 202 to 9.857, 202 and new response = 8978; previous integration is from x, y = 9.816, 491 to 9.857, 202 and previous response = 8627. | | | ✓ | |
| CmdManuallyIntegratePeak | BL2000\jheine | 12/29/2021 7:02:18 PM | Manually integrate compound Anthracene in sample Dec2808.D, from x, y = 10.373, 6135 to 10.444, 10252, result = 46402; previous integration is from x, y = 10.292, 0 to 10.363, 0 and previous response = 96351. | | | ✓ | |

Audit Trail report

| Name | User | Time | Action | Reason | Comment | Succeed | Exception |
|-----------------------------------|---------------|-----------------------|--|--------|---------|---------|-----------|
| CmdManuallyIntegrateSnapBaseline | BL2000\jheine | 12/29/2021 7:02:19 PM | Snap baseline for compound Anthracene in sample Dec2808.D, from x = 10.373 to x = 10.444, new integration is from x, y = 10.373, 977 to 10.444, 1048 and new response = 76950; previous integration is from x, y = 10.373, 6135 to 10.444, 10252 and previous response = 46402. | | | ✓ | |
| CmdManuallyIntegrateDropBaseline | BL2000\jheine | 12/29/2021 7:02:20 PM | Drop baseline for compound Anthracene in sample Dec2808.D to y = 977, new integration is from x, y = 10.373, 977 to 10.444, 977 and new response = 77101; previous integration is from x, y = 10.373, 977 to 10.444, 1048 and previous response = 76950. | | | ✓ | |
| CmdSetTargetCompoundAttribute | BL2000\jheine | 12/29/2021 7:02:23 PM | Set UserAnnotation = NI for compound Anthracene in sample Dec2808.D; previous value = | | | ✓ | |
| CmdManuallyIntegrateQualifierPeak | BL2000\jheine | 12/29/2021 7:02:26 PM | Manually integrate qualifier 176.0 of compound Anthracene in sample Dec2808.D from x, y = 10.373, 1410 to 10.444, 2094; result = 7532 | | | ✓ | |
| CmdManuallyIntegrateSnapBaseline | BL2000\jheine | 12/29/2021 7:02:28 PM | Snap baseline for qualifier 176.0 of compound Anthracene in sample Dec2808.D from x = 10.373 to x = 10.444, new integration is from x, y = 10.373, 0 to 10.444, 288 and new response = 14373; previous integration is from x, y = 10.373, 1410 to 10.444, 2094 and previous response = 7532. | | | ✓ | |
| CmdManuallyIntegrateDropBaseline | BL2000\jheine | 12/29/2021 7:02:29 PM | Drop baseline for qualifier 176.0 of compound Anthracene in sample Dec2808.D to y = 0, new integration is from x, y = 10.373, 0 to 10.444, 0 and new response = 14986; previous integration is from x, y = 10.373, 0 to 10.444, 288 and previous response = 14373. | | | ✓ | |
| CmdManuallyIntegrateSplit | BL2000\jheine | 12/29/2021 7:03:56 PM | Split peak for compound Indeno(1,2,3-c,d)pyrene in sample Dec2808.D and keep left peak, new integration is from x, y = 20.907, 0 to 20.978, 0 and new response = 33442, previous integration is from x, y = 20.907, 0 to 21.059, 0 and previous response = 46196. | | | ✓ | |
| CmdManuallyIntegratePeak | BL2000\jheine | 12/29/2021 7:04:19 PM | Manually integrate compound Aniline in sample Dec2809.D, from x, y = 4.634, 31403 to 4.695, 109580, result = 551043; previous integration is from x, y = 4.696, 1196 to 4.828, 1654 and previous response = 873856. | | | ✓ | |

Audit Trail report

| Name | User | Time | Action | Reason | Comment | Succeed | Exception |
|-----------------------------------|---------------|-----------------------|--|--------|---------|---------|-----------|
| CmdManuallyIntegrateSnapBaseline | BL2000\jheine | 12/29/2021 7:04:20 PM | Snap baseline for compound Aniline in sample Dec2809.D, from x = 4.634 to x = 4.695, new integration is from x, y = 4.634, 344 to 4.695, 0 and new response = 809607; previous integration is from x, y = 4.634, 31403 to 4.695, 109580 and previous response = 551043. | | | ✓ | |
| CmdManuallyIntegrateDropBaseline | BL2000\jheine | 12/29/2021 7:04:21 PM | Drop baseline for compound Aniline in sample Dec2809.D to y = 0, new integration is from x, y = 4.634, 0 to 4.695, 0 and new response = 810240; previous integration is from x, y = 4.634, 344 to 4.695, 0 and previous response = 809607. | | | ✓ | |
| CmdManuallyIntegrateQualifierPeak | BL2000\jheine | 12/29/2021 7:04:26 PM | Manually integrate qualifier 66.0 of compound Aniline in sample Dec2809.D, from x, y = 4.634, 942 to 4.675, 49036, result = 245879; previous integration is from x, y = 4.634, 942 to 4.767, 1330 and previous response = 858342. | | | ✓ | |
| CmdManuallyIntegrateDropBaseline | BL2000\jheine | 12/29/2021 7:04:28 PM | Drop baseline for qualifier 66.0 of compound Aniline in sample Dec2809.D to y = 942, new integration is from x, y = 4.634, 942 to 4.675, 942 and new response = 304211; previous integration is from x, y = 4.634, 942 to 4.675, 49036 and previous response = 245879. | | | ✓ | |
| CmdSetTargetCompoundAttribute | BL2000\jheine | 12/29/2021 7:04:30 PM | Set UserAnnotation = NI for compound Aniline in sample Dec2809.D; previous value = | | | ✓ | |
| CmdManuallyIntegrateQualifierPeak | BL2000\jheine | 12/29/2021 7:04:33 PM | Manually integrate qualifier 65.0 of compound Aniline in sample Dec2809.D from x, y = 4.632, 1075 to 4.675, 16327; result = 151409 | | | ✓ | |
| CmdManuallyIntegrateDropBaseline | BL2000\jheine | 12/29/2021 7:04:35 PM | Drop baseline for qualifier 65.0 of compound Aniline in sample Dec2809.D to y = 1075, new integration is from x, y = 4.632, 1075 to 4.675, 1075 and new response = 171077; previous integration is from x, y = 4.632, 1075 to 4.675, 16327 and previous response = 151409. | | | ✓ | |
| CmdManuallyIntegratePeak | BL2000\jheine | 12/29/2021 7:04:45 PM | Manually integrate compound Phenol in sample Dec2809.D, from x, y = 4.879, 613455 to 4.879, 585778, result = 0; previous integration is from x, y = 4.675, 2100 to 4.767, 2503 and previous response = 1142214. | | | ✓ | |
| CmdClearManualIntegration | BL2000\jheine | 12/29/2021 7:04:50 PM | Clear manual integration of target signal for compound Phenol in sample Dec2809.D | | | ✓ | |

Audit Trail report

| Name | User | Time | Action | Reason | Comment | Succeed | Exception |
|-----------------------------------|---------------|-----------------------|---|--------|---------|---------|-----------|
| CmdManuallyIntegrateSplit | BL2000\jheine | 12/29/2021 7:04:52 PM | Split peak for compound Phenol in sample Dec2809.D and keep left peak, new integration is from x, y = 4.675, 2099.62592010868 to 4.736, 2368.44379076385 and new response = 1097466, previous integration is from x, y = 4.675, 2100 to 4.767, 2503 and previous response = 1142214. | | | ✓ | |
| CmdSetTargetCompoundAttribute | BL2000\jheine | 12/29/2021 7:04:55 PM | Set UserAnnotation = CO for compound Phenol in sample Dec2809.D; previous value = | | | ✓ | |
| CmdManuallyIntegrateQualifierPeak | BL2000\jheine | 12/29/2021 7:04:59 PM | Manually integrate qualifier 66.0 of compound Phenol in sample Dec2809.D, from x, y = 4.675, 43358 to 4.767, 1302, result = 438360; previous integration is from x, y = 4.634, 983 to 4.767, 1302 and previous response = 858312. | | | ✓ | |
| CmdManuallyIntegrateDropBaseline | BL2000\jheine | 12/29/2021 7:05:00 PM | Drop baseline for qualifier 66.0 of compound Phenol in sample Dec2809.D to y = 1302, new integration is from x, y = 4.675, 1302 to 4.767, 1302 and new response = 554330; previous integration is from x, y = 4.675, 43358 to 4.767, 1302 and previous response = 438360. | | | ✓ | |
| CmdManuallyIntegrateQualifierPeak | BL2000\jheine | 12/29/2021 7:05:09 PM | Manually integrate qualifier 64.0 of compound bis(-2-Chloroethyl)Ether in sample Dec2809.D from x, y = 4.736, 14399 to 4.767, 44922; result = -27451 | | | ✓ | |
| CmdManuallyIntegrateSnapBaseline | BL2000\jheine | 12/29/2021 7:05:10 PM | Snap baseline for qualifier 64.0 of compound bis(-2-Chloroethyl)Ether in sample Dec2809.D from x = 4.736 to x = 4.767, new integration is from x, y = 4.736, 3617 to 4.767, 2654 and new response = 21328; previous integration is from x, y = 4.736, 14399 to 4.767, 44922 and previous response = -27451. | | | ✓ | |
| CmdManuallyIntegrateDropBaseline | BL2000\jheine | 12/29/2021 7:05:11 PM | Drop baseline for qualifier 64.0 of compound bis(-2-Chloroethyl)Ether in sample Dec2809.D to y = 2654, new integration is from x, y = 4.736, 2654 to 4.767, 2654 and new response = 22214; previous integration is from x, y = 4.736, 3617 to 4.767, 2654 and previous response = 21328. | | | ✓ | |

Audit Trail report

| Name | User | Time | Action | Reason | Comment | Succeed | Exception |
|-------------------------------|---------------|-----------------------|--|--------|---------|---------|-----------|
| CmdManuallyIntegrateSplit | BL2000\jheine | 12/29/2021 7:05:21 PM | Split peak for compound 1,3-Dichlorobenzene in sample Dec2809.D and keep left peak, new integration is from x, y = 4.910, 0 to 4.991, 0 and new response = 1034928, previous integration is from x, y = 4.910, 0 to 5.093, 0 and previous response = 2022358. | | | ✓ | |
| CmdSetTargetCompoundAttribute | BL2000\jheine | 12/29/2021 7:05:23 PM | Set UserAnnotation = CO for compound 1,3-Dichlorobenzene in sample Dec2809.D; previous value = | | | ✓ | |
| CmdManuallyIntegrateSplit | BL2000\jheine | 12/29/2021 7:05:26 PM | Split qualifier 148.0 of compound 1,3-Dichlorobenzene in sample Dec2809.D and keep left peak, new integration is from x, y = 4.911, 278.703233315375 to 4.991, 433.729790346864 and new response = 658479, previous integration is from x, y = 4.911, 279 to 5.083, 611 and previous response = 1277352. | | | ✓ | |
| CmdManuallyIntegrateSplit | BL2000\jheine | 12/29/2021 7:05:30 PM | Split qualifier 111.0 of compound 1,3-Dichlorobenzene in sample Dec2809.D and keep left peak, new integration is from x, y = 4.910, 0 to 4.991, 0 and new response = 408713, previous integration is from x, y = 4.910, 0 to 5.083, 0 and previous response = 790057. | | | ✓ | |
| CmdManuallyIntegrateSplit | BL2000\jheine | 12/29/2021 7:05:37 PM | Split peak for compound 1,4-Dichlorobenzene in sample Dec2809.D and keep right peak, new integration is from x, y = 4.991, 0 to 5.093, 0 and new response = 987430, previous integration is from x, y = 4.910, 0 to 5.093, 0 and previous response = 2022358. | | | ✓ | |
| CmdManuallyIntegrateSplit | BL2000\jheine | 12/29/2021 7:05:41 PM | Split qualifier 148.0 of compound 1,4-Dichlorobenzene in sample Dec2809.D and keep right peak, new integration is from x, y = 4.991, 0 to 5.083, 0 and new response = 622229, previous integration is from x, y = 4.910, 0 to 5.083, 0 and previous response = 1282448. | | | ✓ | |
| CmdManuallyIntegrateSplit | BL2000\jheine | 12/29/2021 7:05:44 PM | Split qualifier 111.0 of compound 1,4-Dichlorobenzene in sample Dec2809.D and keep right peak, new integration is from x, y = 4.991, 0 to 5.083, 0 and new response = 381344, previous integration is from x, y = 4.910, 0 to 5.083, 0 and previous response = 790057. | | | ✓ | |

Audit Trail report

| Name | User | Time | Action | Reason | Comment | Succeed | Exception |
|--|---------------|-----------------------|---|--------|---------|---------|-----------|
| CmdManuallyIntegratePeak | BL2000\jheine | 12/29/2021 7:05:53 PM | Manually integrate compound 1,2-Dichlorobenzene in sample Dec2809.D, from x, y = 5.144, 24829 to 5.226, 134611, result = 626019; previous integration is from x, y = 4.910, 105 to 5.093, 233 and previous response = 2019576. | | | ✓ | |
| CmdManuallyIntegrateSnapBaseline | BL2000\jheine | 12/29/2021 7:05:55 PM | Snap baseline for compound 1,2-Dichlorobenzene in sample Dec2809.D, from x = 5.144 to x = 5.226, new integration is from x, y = 5.144, 1614 to 5.226, 3478 and new response = 1004325; previous integration is from x, y = 5.144, 24829 to 5.226, 134611 and previous response = 626019. | | | ✓ | |
| CmdManuallyIntegrateDropBaseline | BL2000\jheine | 12/29/2021 7:05:55 PM | Drop baseline for compound 1,2-Dichlorobenzene in sample Dec2809.D to y = 1614, new integration is from x, y = 5.144, 1614 to 5.226, 1614 and new response = 1008894; previous integration is from x, y = 5.144, 1614 to 5.226, 3478 and previous response = 1004325. | | | ✓ | |
| CmdManuallyIntegrateApplyTargetRtToQualifier | BL2000\jheine | 12/29/2021 7:05:59 PM | Apply target integration range 5.144-5.226 to qualifier 148.0 for compound 1,2-Dichlorobenzene in sample Dec2809.D, new integration is from x, y = 5.144, 1064 to 5.226, 2457 and new response = 639368; previously no peak. | | | ✓ | |
| CmdManuallyIntegrateApplyTargetRtToQualifier | BL2000\jheine | 12/29/2021 7:06:04 PM | Apply target integration range 5.144-5.226 to qualifier 111.0 for compound 1,2-Dichlorobenzene in sample Dec2809.D, new integration is from x, y = 5.144, 465 to 5.226, 2133 and new response = 418178; previously no peak. | | | ✓ | |
| CmdManuallyIntegratePeak | BL2000\jheine | 12/29/2021 7:06:20 PM | Manually integrate compound 4Methylphenol/3Methylphenol in sample Dec2809.D, from x, y = 5.492, 20776 to 5.594, 103973, result = 646286; previous integration is from x, y = 5.318, 2326 to 5.410, 2284 and previous response = 749335. | | | ✓ | |
| CmdManuallyIntegrateSnapBaseline | BL2000\jheine | 12/29/2021 7:06:22 PM | Snap baseline for compound 4Methylphenol/3Methylphenol in sample Dec2809.D, from x = 5.492 to x = 5.594, new integration is from x, y = 5.492, 3167 to 5.594, 8336 and new response = 993270; previous integration is from x, y = 5.492, 20776 to 5.594, 103973 and previous response = 646286. | | | ✓ | |

Audit Trail report

| Name | User | Time | Action | Reason | Comment | Succeed | Exception |
|-----------------------------------|---------------|-----------------------|---|--------|---------|---------|-----------|
| CmdManuallyIntegrateDropBaseline | BL2000\jheine | 12/29/2021 7:06:23 PM | Drop baseline for compound 4Methylphenol/3Methylphenol in sample Dec2809.D to y = 3167, new integration is from x, y = 5.492, 3167 to 5.594, 3167 and new response = 1009108; previous integration is from x, y = 5.492, 3167 to 5.594, 8336 and previous response = 993270. | | | ✓ | |
| CmdManuallyIntegrateQualifierPeak | BL2000\jheine | 12/29/2021 7:06:33 PM | Manually integrate qualifier108.0 of compound 4Methylphenol/3Methylphenol in sample Dec2809.D from x, y = 5.492, 36696 to 5.584, 109397; result = 447249 | | | ✓ | |
| CmdManuallyIntegrateSnapBaseline | BL2000\jheine | 12/29/2021 7:06:37 PM | Snap baseline for qualifier 108.0 of compound 4Methylphenol/3Methylphenol in sample Dec2809.D from x = 5.492 to x = 5.584, new integration is from x, y = 5.492, 2930 to 5.584, 9613 and new response = 815515; previous integration is from x, y = 5.492, 36696 to 5.584, 109397 and previous response = 447249. | | | ✓ | |
| CmdManuallyIntegrateDropBaseline | BL2000\jheine | 12/29/2021 7:06:38 PM | Drop baseline for qualifier 108.0 of compound 4Methylphenol/3Methylphenol in sample Dec2809.D to y = 2930, new integration is from x, y = 5.492, 2930 to 5.584, 2930 and new response = 833943; previous integration is from x, y = 5.492, 2930 to 5.584, 9613 and previous response = 815515. | | | ✓ | |
| CmdManuallyIntegrateSplit | BL2000\jheine | 12/29/2021 7:07:08 PM | Split qualifier 51.0 of compound Nitrobenzene in sample Dec2809.D and keep right peak, new integration is from x, y = 5.614, 4611.69619462119 to 5.747, 4226.69750498953 and new response = 474276, previous integration is from x, y = 5.481, 4999 to 5.747, 4227 and previous response = 709725. | | | ✓ | |
| CmdManuallyIntegrateSplit | BL2000\jheine | 12/29/2021 7:08:40 PM | Split qualifier 129.0 of compound Naphthalene in sample Dec2809.D and keep left peak, new integration is from x, y = 6.428, 585.434850900365 to 6.485, 660.723408117754 and new response = 241889, previous integration is from x, y = 6.428, 585 to 6.537, 728 and previous response = 285200. | | | ✓ | |

Audit Trail report

| Name | User | Time | Action | Reason | Comment | Succeed | Exception |
|-------------------------------|---------------|-----------------------|---|--------|---------|---------|-----------|
| CmdManuallyIntegrateSplit | BL2000\jheine | 12/29/2021 7:08:45 PM | Split qualifier 102.0 of compound Naphthalene in sample Dec2809.D and keep left peak, new integration is from x, y = 6.444, 0 to 6.496, 0 and new response = 205237, previous integration is from x, y = 6.444, 0 to 6.537, 0 and previous response = 232378. | | | ✓ | |
| CmdManuallyIntegrateSplit | BL2000\jheine | 12/29/2021 7:08:52 PM | Split peak for compound 4-Chlorophenol in sample Dec2809.D and keep left peak, new integration is from x, y = 6.485, 469.482939387515 to 6.547, 517.04937202198 and new response = 200133, previous integration is from x, y = 6.485, 469 to 6.609, 565 and previous response = 223564. | | | ✓ | |
| CmdManuallyIntegrateSplit | BL2000\jheine | 12/29/2021 7:08:58 PM | Split qualifier 128.0 of compound 4-Chlorophenol in sample Dec2809.D and keep left peak, new integration is from x, y = 6.496, 1291.9117975531 to 6.547, 1460.47034260756 and new response = 634199, previous integration is from x, y = 6.496, 1292 to 6.640, 1764 and previous response = 737253. | | | ✓ | |
| CmdManuallyIntegrateSplit | BL2000\jheine | 12/29/2021 7:09:11 PM | Split peak for compound 4-Chloro-2-Methylphenol in sample Dec2809.D and keep left peak, new integration is from x, y = 7.019, 839.706790607182 to 7.163, 1584.4284466246 and new response = 503568, previous integration is from x, y = 7.019, 840 to 7.256, 2061 and previous response = 1030510. | | | ✓ | |
| CmdSetTargetCompoundAttribute | BL2000\jheine | 12/29/2021 7:09:13 PM | Set UserAnnotation = CO for compound 4-Chloro-2-Methylphenol in sample Dec2809.D; previous value = | | | ✓ | |
| CmdManuallyIntegrateSplit | BL2000\jheine | 12/29/2021 7:09:16 PM | Split qualifier 144.0 of compound 4-Chloro-2-Methylphenol in sample Dec2809.D and keep left peak, new integration is from x, y = 7.030, 141.734515677993 to 7.132, 219.949770794987 and new response = 132082, previous integration is from x, y = 7.030, 142 to 7.256, 314 and previous response = 277695. | | | ✓ | |
| CmdManuallyIntegrateSplit | BL2000\jheine | 12/29/2021 7:09:21 PM | Split peak for compound 4-Chloro-3-Methylphenol in sample Dec2809.D and keep right peak, new integration is from x, y = 7.163, 976.071729951906 to 7.256, 1137.23415062123 and new response = 531201, previous integration is from x, y = 7.009, 707 to 7.256, 1137 and previous response = 1037952. | | | ✓ | |

Audit Trail report

| Name | User | Time | Action | Reason | Comment | Succeed | Exception |
|-----------------------------------|---------------|-----------------------|--|--------|---------|---------|-----------|
| CmdSetTargetCompoundAttribute | BL2000\jheine | 12/29/2021 7:09:25 PM | Set UserAnnotation = CO for compound 4-Chloro-3-Methylphenol in sample Dec2809.D; previous value = | | | ✓ | |
| CmdManuallyIntegrateSplit | BL2000\jheine | 12/29/2021 7:09:27 PM | Split qualifier 144.0 of compound 4-Chloro-3-Methylphenol in sample Dec2809.D and keep right peak, new integration is from x, y = 7.132, 281.611929328229 to 7.256, 423.574475961473 and new response = 144978, previous integration is from x, y = 7.030, 163 to 7.256, 424 and previous response = 276804. | | | ✓ | |
| CmdManuallyIntegratePeak | BL2000\jheine | 12/29/2021 7:09:37 PM | Manually integrate compound 1-Methylnaphthalene in sample Dec2809.D, from x, y = 7.369, 56798 to 7.451, 125052, result = 782420; previous integration is from x, y = 7.248, 859 to 7.358, 941 and previous response = 1287274. | | | ✓ | |
| CmdManuallyIntegrateSnapBaseline | BL2000\jheine | 12/29/2021 7:09:38 PM | Snap baseline for compound 1-Methylnaphthalene in sample Dec2809.D, from x = 7.369 to x = 7.451, new integration is from x, y = 7.369, 4214 to 7.451, 7713 and new response = 1201279; previous integration is from x, y = 7.369, 56798 to 7.451, 125052 and previous response = 782420. | | | ✓ | |
| CmdManuallyIntegrateDropBaseline | BL2000\jheine | 12/29/2021 7:09:39 PM | Drop baseline for compound 1-Methylnaphthalene in sample Dec2809.D to y = 4214, new integration is from x, y = 7.369, 4214 to 7.451, 4214 and new response = 1209904; previous integration is from x, y = 7.369, 4214 to 7.451, 7713 and previous response = 1201279. | | | ✓ | |
| CmdManuallyIntegrateQualifierPeak | BL2000\jheine | 12/29/2021 7:09:42 PM | Manually integrate qualifier 142.0 of compound 1-Methylnaphthalene in sample Dec2809.D from x, y = 7.369, 39630 to 7.441, 103993; result = 1060634 | | | ✓ | |
| CmdManuallyIntegrateSnapBaseline | BL2000\jheine | 12/29/2021 7:09:43 PM | Snap baseline for qualifier 142.0 of compound 1-Methylnaphthalene in sample Dec2809.D from x = 7.369 to x = 7.441, new integration is from x, y = 7.369, 5473 to 7.441, 10823 and new response = 1335215; previous integration is from x, y = 7.369, 39630 to 7.441, 103993 and previous response = 1060634. | | | ✓ | |

Audit Trail report

| Name | User | Time | Action | Reason | Comment | Succeed | Exception |
|--|---------------|-----------------------|--|--------|---------|---------|-----------|
| CmdManuallyIntegrateDropBaseline | BL2000\jheine | 12/29/2021 7:09:44 PM | Drop baseline for qualifier 142.0 of compound 1-Methylnaphthalene in sample Dec2809.D to y = 5473, new integration is from x, y = 7.369, 5473 to 7.441, 5473 and new response = 1346752; previous integration is from x, y = 7.369, 5473 to 7.441, 10823 and previous response = 1335215. | | | ✓ | |
| CmdManuallyIntegrateQualifierPeak | BL2000\jheine | 12/29/2021 7:09:46 PM | Manually integrate qualifier 115.0 of compound 1-Methylnaphthalene in sample Dec2809.D from x, y = 7.369, 24220 to 7.441, 36789; result = 385214 | | | ✓ | |
| CmdManuallyIntegrateSnapBaseline | BL2000\jheine | 12/29/2021 7:09:47 PM | Snap baseline for qualifier 115.0 of compound 1-Methylnaphthalene in sample Dec2809.D from x = 7.369 to x = 7.441, new integration is from x, y = 7.369, 2624 to 7.441, 4746 and new response = 500886; previous integration is from x, y = 7.369, 24220 to 7.441, 36789 and previous response = 385214. | | | ✓ | |
| CmdManuallyIntegrateDropBaseline | BL2000\jheine | 12/29/2021 7:09:48 PM | Drop baseline for qualifier 115.0 of compound 1-Methylnaphthalene in sample Dec2809.D to y = 2624, new integration is from x, y = 7.369, 2624 to 7.441, 2624 and new response = 505462; previous integration is from x, y = 7.369, 2624 to 7.441, 4746 and previous response = 500886. | | | ✓ | |
| CmdManuallyIntegrateSplit | BL2000\jheine | 12/29/2021 7:10:09 PM | Split qualifier 77.0 of compound Dimethyl Phthalate in sample Dec2809.D and keep left peak, new integration is from x, y = 8.250, 1765.29379672484 to 8.313, 1818.26661192796 and new response = 287831, previous integration is from x, y = 8.250, 1765 to 8.405, 1896 and previous response = 374356. | | | ✓ | |
| CmdManuallyIntegrateApplyTargetRtToQualifier | BL2000\jheine | 12/29/2021 7:10:53 PM | Apply target integration range 8.630-8.783 to qualifier 154.0 for compound 2,4-Dinitrophenol in sample Dec2809.D, new integration is from x, y = 8.630, 3530 to 8.783, 1600 and new response = 43471; previous integration is from x, y = 8.528, 708 to 8.630, 702 and previous response = 1288626. | | | ✓ | |
| CmdManuallyIntegrateQualifierPeak | BL2000\jheine | 12/29/2021 7:11:14 PM | Manually integrate qualifier 154.0 of compound 2,4-Dinitrophenol in sample Dec2809.D, from x, y = 8.630, 9112 to 8.701, 15186, result = 4845; previous integration is from x, y = 8.630, 3530 to 8.783, 1600 and previous response = 43471. | | | ✓ | |

Audit Trail report

| Name | User | Time | Action | Reason | Comment | Succeed | Exception |
|----------------------------------|---------------|-----------------------|--|--------|---------|---------|-----------|
| CmdManuallyIntegrateSnapBaseline | BL2000\jheine | 12/29/2021 7:11:15 PM | Snap baseline for qualifier 154.0 of compound 2,4-Dinitrophenol in sample Dec2809.D from x = 8.630 to x = 8.701, new integration is from x, y = 8.630, 3530 to 8.701, 2574 and new response = 43925; previous integration is from x, y = 8.630, 9112 to 8.701, 15186 and previous response = 4845. | | | ✓ | |
| CmdManuallyIntegrateDropBaseline | BL2000\jheine | 12/29/2021 7:11:16 PM | Drop baseline for qualifier 154.0 of compound 2,4-Dinitrophenol in sample Dec2809.D to y = 2574, new integration is from x, y = 8.630, 2574 to 8.701, 2574 and new response = 45979; previous integration is from x, y = 8.630, 3530 to 8.701, 2574 and previous response = 43925. | | | ✓ | |
| CmdManuallyIntegrateSplit | BL2000\jheine | 12/29/2021 7:11:25 PM | Split qualifier 139.0 of compound Dibenzofuran in sample Dec2809.D and keep left peak, new integration is from x, y = 8.732, 139.866739830839 to 8.794, 260.223732393546 and new response = 785221, previous integration is from x, y = 8.732, 140 to 8.845, 361 and previous response = 939353. | | | ✓ | |
| CmdManuallyIntegrateSplit | BL2000\jheine | 12/29/2021 7:11:39 PM | Split qualifier 139.0 of compound 4-Nitrophenol in sample Dec2809.D and keep right peak, new integration is from x, y = 8.794, 274.75969917348 to 8.845, 372.39789141351 and new response = 154092, previous integration is from x, y = 8.732, 158 to 8.845, 372 and previous response = 939253. | | | ✓ | |
| CmdManuallyIntegrateSplit | BL2000\jheine | 12/29/2021 7:11:47 PM | Split qualifier 63.0 of compound 2,4-Dinitrotoluene in sample Dec2809.D and keep right peak, new integration is from x, y = 8.794, 1959.78159475638 to 8.875, 1812.65836551932 and new response = 181441, previous integration is from x, y = 8.744, 2049 to 8.875, 1813 and previous response = 324321. | | | ✓ | |
| CmdManuallyIntegrateSplit | BL2000\jheine | 12/29/2021 7:12:39 PM | Split peak for compound Phenanthrene in sample Dec2809.D and keep left peak, new integration is from x, y = 10.272, 0 to 10.374, 0 and new response = 2061064, previous integration is from x, y = 10.272, 0 to 10.505, 0 and previous response = 4012944. | | | ✓ | |
| CmdSetTargetCompoundAttribute | BL2000\jheine | 12/29/2021 7:12:40 PM | Set UserAnnotation = CO for compound Phenanthrene in sample Dec2809.D; previous value = | | | ✓ | |

Audit Trail report

| Name | User | Time | Action | Reason | Comment | Succeed | Exception |
|---------------------------|---------------|-----------------------|---|--------|---------|---------|-----------|
| CmdManuallyIntegrateSplit | BL2000\jheine | 12/29/2021 7:12:48 PM | Split peak for compound Anthracene in sample Dec2809.D and keep right peak, new integration is from x, y = 10.374, 0 to 10.505, 0 and new response = 1951879, previous integration is from x, y = 10.272, 0 to 10.505, 0 and previous response = 4012944. | | | ✓ | |
| CmdZeroOutPeak | BL2000\jheine | 12/29/2021 7:15:09 PM | Zero out primary peak of compound 2,6-Dinitrotoluene in sample Dec2810.D | | | ✓ | |
| CmdZeroOutPeak | BL2000\jheine | 12/29/2021 7:15:11 PM | Zero out primary peak of compound Dimethyl Phthalate in sample Dec2810.D | | | ✓ | |
| CmdZeroOutPeak | BL2000\jheine | 12/29/2021 7:15:13 PM | Zero out primary peak of compound bis(-2-Chloroethyl)Ether in sample Dec2810.D | | | ✓ | |
| CmdZeroOutPeak | BL2000\jheine | 12/29/2021 7:15:15 PM | Zero out primary peak of compound 4-Chlorophenol in sample Dec2810.D | | | ✓ | |
| CmdZeroOutPeak | BL2000\jheine | 12/29/2021 7:15:18 PM | Zero out primary peak of compound Phenol in sample Dec2810.D | | | ✓ | |
| CmdZeroOutPeak | BL2000\jheine | 12/29/2021 7:15:20 PM | Zero out primary peak of compound bis(-2-Chloroethoxy)Methane in sample Dec2810.D | | | ✓ | |
| CmdZeroOutPeak | BL2000\jheine | 12/29/2021 7:15:22 PM | Zero out primary peak of compound Naphthalene in sample Dec2810.D | | | ✓ | |

Audit Trail report

| Name | User | Time | Action | Reason | Comment | Succeed | Exception |
|--------------|---------------|-----------------------|--|--------|---------|---------|-----------|
| CmdCalibrate | BL2000\jheine | 12/29/2021 7:15:51 PM | Replace level ICV with QC sample Dec2809.D for compounds {Terphenyl-d14, 2,4,6-Tribromophenol, 2-Fluorobiphenyl, Nitrobenzene-d5, Phenol-d5, 2-Fluorophenol, Benzo(g,h,i)perylene, Dibenzo(a,h)anthracene, Indeno(1,2,3-c,d)pyrene, Benzo(a)pyrene, Benzo(k)fluoranthene, Benzo(b)fluoranthene, Di-n-octyl Phthalate, bis(2-ethylhexyl)Phthalate, 3,3-Dichlorobenzidine, Chrysene, Benzo(a)Anthracene, Butylbenzylphthalate, Pyrene, Benzidine, Fluoranthene, Di-n-Butylphthalate, Triallate, Anthracene, Phenanthrene, Pentachlorophenol, Hexachlorobenzene, 4-Bromophenylphenylether, Azobenzene, N-nitrosodiphenylamine, 4,6-Dinitro-2-methylphenol, 4-Nitroaniline, Diethylphthalate, 4-Chlorophenylphenylether, Fluorene, 2,4-Dinitrotoluene, 4-Nitrophenol, Dibenzofuran, 2,4-Dinitrophenol, 3-Nitroaniline, Acenaphthene, 2,6-Dinitrotoluene, Acenaphthylene, Dimethyl Phthalate, 2-Nitroaniline, 2-Chloronaphthalene, 2,4,5-Trichlorophenol, 2,4,6-Trichlorophenol, Hexachlorocyclopentadiene, 4-Chloro-2-Methylphenol, 1-Methylnaphthalene, 2-Methylnaphthalene, 4-Chloro-3-Methylphenol, Hexachlorobutadiene, p-Chloroaniline, 4-Chlorophenol, Naphthalene, 1,2,4-Trichlorobenzene, 2,4-Dichlorophenol, bis(-2-Chloroethoxy)Methane, 2,4-Dimethylphenol, 2-Nitrophenol, Isophorone, Nitrobenzene, N-nitroso-Di-n-propylamine, Hexachloroethane, 4Methylphenol/3Methylphenol, 2-Methylphenol, bis(2-chloroisopropyl)Ether, Benzyl Alcohol, 1,2-Dichlorobenzene, 1,4-Dichlorobenzene, 1,3-Dichlorobenzene, 2-Chlorophenol, bis(-2-Chloroethyl)Ether, Phenol, Aniline, Pyridine, Carbazole, Benzoic Acid, o-Terphenyl, N-Nitrosodimethylamine}; Replace level 1 with Calibration sample Dec2808.D for compounds {Terphenyl-d14, 2,4,6-Tribromophenol, 2-Fluorobiphenyl, Nitrobenzene-d5, Phenol-d5, 2-Fluorophenol, Benzo(g,h,i)perylene, Dibenzo(a,h)anthracene, Indeno(1,2,3-c,d)pyrene, | | | ✓ | |

Audit Trail report

| Name | User | Time | Action | Reason | Comment | Succeed | Exception |
|------|------|------|--|--------|---------|---------|-----------|
| | | | Benzo(a)pyrene, Benzo(k)fluoranthene, Benzo(b)fluoranthene, Di-n-octyl Phthalate, bis(2-ethylhexyl)Phthalate, 3,3-Dichlorobenzidine, Chrysene, Benzo(a)Anthracene, Butylbenzylphthalate, Pyrene, Benzidine, Fluoranthene, Di-n- Butylphthalate, Triallate, Anthracene, Phenanthrene, Pentachlorophenol, Hexachlorobenzene, 4-Bromophenyl- phenylether, Azobenzene, N- nitrosodiphenylamine, 4,6-Dinitro-2- methylphenol, 4-Nitroaniline, Diethylphthalate, 4-Chlorophenyl- phenylether, Fluorene, 2,4- Dinitrotoluene, 4-Nitrophenol, Dibenzofuran, 2,4-Dinitrophenol, 3- Nitroaniline, Acenaphthene, 2,6- Dinitrotoluene, Acenaphthylene, Dimethyl Phthalate, 2-Nitroaniline, 2- Chloronaphthalene, 2,4,5- Trichlorophenol, 2,4,6-Trichlorophenol, Hexachlorocyclopentadiene, 4-Chloro- 2-Methylphenol, 1-Methylnaphthalene, 2-Methylnaphthalene, 4-Chloro-3- Methylphenol, Hexachlorobutadiene, p- Chloroaniline, 4-Chlorophenol, Naphthalene, 1,2,4-Trichlorobenzene, 2,4-Dichlorophenol, bis(-2- Chloroethoxy)Methane, 2,4- Dimethylphenol, 2-Nitrophenol, Isophorone, Nitrobenzene, N-nitroso- Di-n-propylamine, Hexachloroethane, 4Methylphenol/3Methylphenol, 2- Methylphenol, bis(2- chloroisopropyl)Ether, Benzyl Alcohol, 1,2-Dichlorobenzene, 1,4- Dichlorobenzene, 1,3-Dichlorobenzene, 2-Chlorophenol, bis(-2- Chloroethyl)Ether, Phenol, Aniline, Pyridine, Carbazole, Benzoic Acid, o- Terphenyl, N-Nitrosodimethylamine}; Replace level 2 with Calibration sample Dec2807.D for compounds {Terphenyl- d14, 2,4,6-Tribromophenol, 2- Fluorobiphenyl, Nitrobenzene-d5, Phenol-d5, 2-Fluorophenol, Benzo(g,h,i)perylene, Dibenzo(a,h)anthracene, Indeno(1,2,3-c,d)pyrene, Benzo(a)pyrene, Benzo(k)fluoranthene, Benzo(b)fluoranthene, Di-n-octyl Phthalate, bis(2-ethylhexyl)Phthalate, 3,3-Dichlorobenzidine, Chrysene, Benzo(a)Anthracene, Butylbenzylphthalate, Pyrene, Benzidine, Fluoranthene, Di-n- | | | | |

Audit Trail report

| Name | User | Time | Action | Reason | Comment | Succeed | Exception |
|------|------|------|---|--------|---------|---------|-----------|
| | | | Butylphthalate, Triallate, Anthracene, Phenanthrene, Pentachlorophenol, Hexachlorobenzene, 4-Bromophenylphenylether, Azobenzene, N-nitrosodiphenylamine, 4,6-Dinitro-2-methylphenol, 4-Nitroaniline, Diethylphthalate, 4-Chlorophenylphenylether, Fluorene, 2,4-Dinitrotoluene, 4-Nitrophenol, Dibenzofuran, 2,4-Dinitrophenol, 3-Nitroaniline, Acenaphthene, 2,6-Dinitrotoluene, Acenaphthylene, Dimethyl Phthalate, 2-Nitroaniline, 2-Chloronaphthalene, 2,4,5-Trichlorophenol, 2,4,6-Trichlorophenol, Hexachlorocyclopentadiene, 4-Chloro-2-Methylphenol, 1-Methylnaphthalene, 2-Methylnaphthalene, 4-Chloro-3-Methylphenol, Hexachlorobutadiene, p-Chloroaniline, 4-Chlorophenol, Naphthalene, 1,2,4-Trichlorobenzene, 2,4-Dichlorophenol, bis(-2-Chloroethoxy)Methane, 2,4-Dimethylphenol, 2-Nitrophenol, Isophorone, Nitrobenzene, N-nitroso-Di-n-propylamine, Hexachloroethane, 4Methylphenol/3Methylphenol, 2-Methylphenol, bis(2-chloroisopropyl)Ether, Benzyl Alcohol, 1,2-Dichlorobenzene, 1,4-Dichlorobenzene, 1,3-Dichlorobenzene, 2-Chlorophenol, bis(-2-Chloroethyl)Ether, Phenol, Aniline, Pyridine, Carbazole, Benzoic Acid, o-Terphenyl, N-Nitrosodimethylamine}; Replace level 3 with Calibration sample Dec2806.D for compounds {Terphenyl-d14, 2,4,6-Tribromophenol, 2-Fluorobiphenyl, Nitrobenzene-d5, Phenol-d5, 2-Fluorophenol, Benzo(g,h,i)perylene, Dibenzo(a,h)anthracene, Indeno(1,2,3-c,d)pyrene, Benzo(a)pyrene, Benzo(k)fluoranthene, Benzo(b)fluoranthene, Di-n-octyl Phthalate, bis(2-ethylhexyl)Phthalate, 3,3-Dichlorobenzidine, Chrysene, Benzo(a)Anthracene, Butylbenzylphthalate, Pyrene, Benzidine, Fluoranthene, Di-n-Butylphthalate, Triallate, Anthracene, Phenanthrene, Pentachlorophenol, Hexachlorobenzene, 4-Bromophenylphenylether, Azobenzene, N-nitrosodiphenylamine, 4,6-Dinitro-2-methylphenol, 4-Nitroaniline, Diethylphthalate, 4-Chlorophenylphenylether, Fluorene, 2,4- | | | | |

Audit Trail report

| Name | User | Time | Action | Reason | Comment | Succeed | Exception |
|------|------|------|--|--------|---------|---------|-----------|
| | | | Dinitrotoluene, 4-Nitrophenol, Dibenzofuran, 2,4-Dinitrophenol, 3-Nitroaniline, Acenaphthene, 2,6-Dinitrotoluene, Acenaphthylene, Dimethyl Phthalate, 2-Nitroaniline, 2-Chloronaphthalene, 2,4,5-Trichlorophenol, 2,4,6-Trichlorophenol, Hexachlorocyclopentadiene, 4-Chloro-2-Methylphenol, 1-Methylnaphthalene, 2-Methylnaphthalene, 4-Chloro-3-Methylphenol, Hexachlorobutadiene, p-Chloroaniline, 4-Chlorophenol, Naphthalene, 1,2,4-Trichlorobenzene, 2,4-Dichlorophenol, bis(-2-Chloroethoxy)Methane, 2,4-Dimethylphenol, 2-Nitrophenol, Isophorone, Nitrobenzene, N-nitroso-Di-n-propylamine, Hexachloroethane, 4Methylphenol/3Methylphenol, 2-Methylphenol, bis(2-chloroisopropyl)Ether, Benzyl Alcohol, 1,2-Dichlorobenzene, 1,4-Dichlorobenzene, 1,3-Dichlorobenzene, 2-Chlorophenol, bis(-2-Chloroethyl)Ether, Phenol, Aniline, Pyridine, Carbazole, Benzoic Acid, o-Terphenyl, N-Nitrosodimethylamine}; Replace level 4 with Calibration sample Dec2805.D for compounds {Terphenyl-d14, 2,4,6-Tribromophenol, 2-Fluorobiphenyl, Nitrobenzene-d5, Phenol-d5, 2-Fluorophenol, Benzo(g,h,i)perylene, Dibenzo(a,h)anthracene, Indeno(1,2,3-c,d)pyrene, Benzo(a)pyrene, Benzo(k)fluoranthene, Benzo(b)fluoranthene, Di-n-octyl Phthalate, bis(2-ethylhexyl)Phthalate, 3,3-Dichlorobenzidine, Chrysene, Benzo(a)Anthracene, Butylbenzylphthalate, Pyrene, Benzidine, Fluoranthene, Di-n-Butylphthalate, Triallate, Anthracene, Phenanthrene, Pentachlorophenol, Hexachlorobenzene, 4-Bromophenylphenylether, Azobenzene, N-nitrosodiphenylamine, 4,6-Dinitro-2-methylphenol, 4-Nitroaniline, Diethylphthalate, 4-Chlorophenylphenylether, Fluorene, 2,4-Dinitrotoluene, 4-Nitrophenol, Dibenzofuran, 2,4-Dinitrophenol, 3-Nitroaniline, Acenaphthene, 2,6-Dinitrotoluene, Acenaphthylene, Dimethyl Phthalate, 2-Nitroaniline, 2-Chloronaphthalene, 2,4,5-Trichlorophenol, 2,4,6-Trichlorophenol, Hexachlorocyclopentadiene, 4-Chloro- | | | | |

Audit Trail report

| Name | User | Time | Action | Reason | Comment | Succeed | Exception |
|------|------|------|--|--------|---------|---------|-----------|
| | | | 2-Methylphenol, 1-Methylnaphthalene, 2-Methylnaphthalene, 4-Chloro-3-Methylphenol, Hexachlorobutadiene, p-Chloroaniline, 4-Chlorophenol, Naphthalene, 1,2,4-Trichlorobenzene, 2,4-Dichlorophenol, bis(-2-Chloroethoxy)Methane, 2,4-Dimethylphenol, 2-Nitrophenol, Isophorone, Nitrobenzene, N-nitroso-Di-n-propylamine, Hexachloroethane, 4Methylphenol/3Methylphenol, 2-Methylphenol, bis(2-chloroisopropyl)Ether, Benzyl Alcohol, 1,2-Dichlorobenzene, 1,4-Dichlorobenzene, 1,3-Dichlorobenzene, 2-Chlorophenol, bis(-2-Chloroethyl)Ether, Phenol, Aniline, Pyridine, Carbazole, Benzoic Acid, o-Terphenyl, N-Nitrosodimethylamine}; Replace level 5 with Calibration sample Dec2804.D for compounds {Terphenyl-d14, 2,4,6-Tribromophenol, 2-Fluorobiphenyl, Nitrobenzene-d5, Phenol-d5, 2-Fluorophenol, Benzo(g,h,i)perylene, Dibenzo(a,h)anthracene, Indeno(1,2,3-c,d)pyrene, Benzo(a)pyrene, Benzo(k)fluoranthene, Benzo(b)fluoranthene, Di-n-octyl Phthalate, bis(2-ethylhexyl)Phthalate, 3,3-Dichlorobenzidine, Chrysene, Benzo(a)Anthracene, Butylbenzylphthalate, Pyrene, Benzidine, Fluoranthene, Di-n-Butylphthalate, Triallate, Anthracene, Phenanthrene, Pentachlorophenol, Hexachlorobenzene, 4-Bromophenylphenylether, Azobenzene, N-nitrosodiphenylamine, 4,6-Dinitro-2-methylphenol, 4-Nitroaniline, Diethylphthalate, 4-Chlorophenylphenylether, Fluorene, 2,4-Dinitrotoluene, 4-Nitrophenol, Dibenzofuran, 2,4-Dinitrophenol, 3-Nitroaniline, Acenaphthene, 2,6-Dinitrotoluene, Acenaphthylene, Dimethyl Phthalate, 2-Nitroaniline, 2-Chloronaphthalene, 2,4,5-Trichlorophenol, 2,4,6-Trichlorophenol, Hexachlorocyclopentadiene, 4-Chloro-2-Methylphenol, 1-Methylnaphthalene, 2-Methylnaphthalene, 4-Chloro-3-Methylphenol, Hexachlorobutadiene, p-Chloroaniline, 4-Chlorophenol, Naphthalene, 1,2,4-Trichlorobenzene, 2,4-Dichlorophenol, bis(-2-Chloroethoxy)Methane, 2,4-Dimethylphenol, 2-Nitrophenol, | | | | |

Audit Trail report

| Name | User | Time | Action | Reason | Comment | Succeed | Exception |
|------|------|------|---|--------|---------|---------|-----------|
| | | | Isophorone, Nitrobenzene, N-nitroso-Di-n-propylamine, Hexachloroethane, 4Methylphenol/3Methylphenol, 2-Methylphenol, bis(2-chloroisopropyl)Ether, Benzyl Alcohol, 1,2-Dichlorobenzene, 1,4-Dichlorobenzene, 1,3-Dichlorobenzene, 2-Chlorophenol, bis(-2-Chloroethyl)Ether, Phenol, Aniline, Pyridine, Carbazole, Benzoic Acid, o-Terphenyl, N-Nitrosodimethylamine}; Replace level 6 with Calibration sample Dec2803.D for compounds {Terphenyl-d14, 2,4,6-Tribromophenol, 2-Fluorobiphenyl, Nitrobenzene-d5, Phenol-d5, 2-Fluorophenol, Benzo(g,h,i)perylene, Dibenzo(a,h)anthracene, Indeno(1,2,3-c,d)pyrene, Benzo(a)pyrene, Benzo(k)fluoranthene, Benzo(b)fluoranthene, Di-n-octyl Phthalate, bis(2-ethylhexyl)Phthalate, 3,3-Dichlorobenzidine, Chrysene, Benzo(a)Anthracene, Butylbenzylphthalate, Pyrene, Benzidine, Fluoranthene, Di-n-Butylphthalate, Triallate, Anthracene, Phenanthrene, Pentachlorophenol, Hexachlorobenzene, 4-Bromophenylphenylether, Azobenzene, N-nitrosodiphenylamine, 4,6-Dinitro-2-methylphenol, 4-Nitroaniline, Diethylphthalate, 4-Chlorophenylphenylether, Fluorene, 2,4-Dinitrotoluene, 4-Nitrophenol, Dibenzofuran, 2,4-Dinitrophenol, 3-Nitroaniline, Acenaphthene, 2,6-Dinitrotoluene, Acenaphthylene, Dimethyl Phthalate, 2-Nitroaniline, 2-Chloronaphthalene, 2,4,5-Trichlorophenol, 2,4,6-Trichlorophenol, Hexachlorocyclopentadiene, 4-Chloro-2-Methylphenol, 1-Methylnaphthalene, 2-Methylnaphthalene, 4-Chloro-3-Methylphenol, Hexachlorobutadiene, p-Chloroaniline, 4-Chlorophenol, Naphthalene, 1,2,4-Trichlorobenzene, 2,4-Dichlorophenol, bis(-2-Chloroethoxy)Methane, 2,4-Dimethylphenol, 2-Nitrophenol, Isophorone, Nitrobenzene, N-nitroso-Di-n-propylamine, Hexachloroethane, 4Methylphenol/3Methylphenol, 2-Methylphenol, bis(2-chloroisopropyl)Ether, Benzyl Alcohol, 1,2-Dichlorobenzene, 1,4-Dichlorobenzene, 1,3-Dichlorobenzene, 2-Chlorophenol, bis(-2- | | | | |

Audit Trail report

| Name | User | Time | Action | Reason | Comment | Succeed | Exception |
|---------------|---------------|-----------------------|---|--------|---------|---------|-----------|
| | | | Chloroethyl)Ether, Phenol, Aniline, Pyridine, Carbazole, Benzoic Acid, o-Terphenyl, N-Nitrosodimethylamine}; Replace level 7 with Calibration sample Dec2802.D for compounds {Terphenyl-d14, 2,4,6-Tribromophenol, 2-Fluorobiphenyl, Nitrobenzene-d5, Phenol-d5, 2-Fluorophenol, Benzo(g,h,i)perylene, Dibenzo(a,h)anthracene, Indeno(1,2,3-c,d)pyrene, Benzo(a)pyrene, Benzo(k)fluoranthene, Benzo(b)fluoranthene, Di-n-octyl Phthalate, bis(2-ethylhexyl)Phthalate, 3,3-Dichlorobenzidine, Chrysene, Benzo(a)Anthracene, Butylbenzylphthalate, Pyrene, Benzidine, Fluoranthene, Di-n-Butylphthalate, Triallate, Anthracene, Phenanthrene, Pentachlorophenol, Hexachlorobenzene, 4-Bromophenylphenylether, Azobenzene, N-nitrosodiphenylamine, 4,6-Dinitro-2-methylphenol, 4-Nitroaniline, Diethylphthalate, 4-Chlorophenylphenylether, Fluorene, 2,4-Dinitrotoluene, 4-Nitrophenol, Dibenzofuran, 2,4-Dinitrophenol, 3-Nitroaniline, Acenaphthene, 2,6-Dinitrotoluene, Acenaphthylene, Dimethyl Phthalate, 2-Nitroaniline, 2-Chloronaphthalene, 2,4,5-Trichlorophenol, 2,4,6-Trichlorophenol, Hexachlorocyclopentadiene, 4-Chloro-2-Methylphenol, 1-Methylnaphthalene, 2-Methylnaphthalene, 4-Chloro-3-Methylphenol, Hexachlorobutadiene, p-Chloroaniline, 4-Chlorophenol, Naphthalene, 1,2,4-Trichlorobenzene, 2,4-Dichlorophenol, bis(-2-Chloroethoxy)Methane, 2,4-Dimethylphenol, 2-Nitrophenol, Isophorone, Nitrobenzene, N-nitroso-Di-n-propylamine, Hexachloroethane, 4Methylphenol/3Methylphenol, 2-Methylphenol, bis(2-chloroisopropyl)Ether, Benzyl Alcohol, 1,2-Dichlorobenzene, 1,4-Dichlorobenzene, 1,3-Dichlorobenzene, 2-Chlorophenol, bis(-2-Chloroethyl)Ether, Phenol, Aniline, Pyridine, Carbazole, Benzoic Acid, o-Terphenyl, N-Nitrosodimethylamine}; | | | | |
| CmdQuantitate | BL2000\jheine | 12/29/2021 7:16:13 PM | Quantitate all compounds in all samples | | | ✓ | |

Audit Trail report

| Name | User | Time | Action | Reason | Comment | Succeed | Exception |
|----------------------------------|---------------|-----------------------|--|--------|---------|---------|-----------|
| CmdSetLevelEnable | BL2000\jheine | 12/29/2021 7:16:44 PM | Set LevelEnable = False for calibration level 7, levelId = 396 of compound N-Nitrosodimethylamine in sample Dec2805.D; previous value = True | | | ✓ | |
| CmdSetTargetCompoundAttribute | BL2000\jheine | 12/29/2021 7:16:49 PM | Set CurveFit = fitAverageOfResponseFactors for compound N-Nitrosodimethylamine in all samples; previous value = fitQuadratic | | | ✓ | |
| CmdSetTargetCompoundAttribute | BL2000\jheine | 12/29/2021 7:16:52 PM | Set CurveFitOrigin = originIgnore for compound N-Nitrosodimethylamine in all samples; previous value = originInclude | | | ✓ | |
| CmdSetTargetCompoundAttribute | BL2000\jheine | 12/29/2021 7:16:54 PM | Set CurveFitWeight = weightEqual for compound N-Nitrosodimethylamine in all samples; previous value = weightOneOverX | | | ✓ | |
| CmdSetTargetCompoundAttribute | BL2000\jheine | 12/29/2021 7:16:58 PM | Set CurveFit = fitLinear for compound N-Nitrosodimethylamine in all samples; previous value = fitQuadratic | | | ✓ | |
| CmdSetTargetCompoundAttribute | BL2000\jheine | 12/29/2021 7:17:02 PM | Set CurveFitOrigin = originInclude for compound N-Nitrosodimethylamine in all samples; previous value = originInclude | | | ✓ | |
| CmdSetTargetCompoundAttribute | BL2000\jheine | 12/29/2021 7:17:04 PM | Set CurveFitWeight = weightOneOverX for compound N-Nitrosodimethylamine in all samples; previous value = weightOneOverX | | | ✓ | |
| CmdQuantitate | BL2000\jheine | 12/29/2021 7:17:27 PM | Quantitate all compounds in all samples | | | ✓ | |
| CmdManuallyIntegratePeak | BL2000\jheine | 12/29/2021 7:18:02 PM | Manually integrate compound N-Nitrosodimethylamine in sample Dec2806.D, from x, y = 2.479, 603 to 2.611, 1721, result = 148480; previous integration is from x, y = 2.479, 603 to 2.560, 610 and previous response = 123949. | | | ✓ | |
| CmdManuallyIntegrateDropBaseline | BL2000\jheine | 12/29/2021 7:18:04 PM | Drop baseline for compound N-Nitrosodimethylamine in sample Dec2806.D to y = 603, new integration is from x, y = 2.479, 603 to 2.611, 603 and new response = 152937; previous integration is from x, y = 2.479, 603 to 2.611, 1721 and previous response = 148480. | | | ✓ | |
| CmdSetTargetCompoundAttribute | BL2000\jheine | 12/29/2021 7:18:09 PM | Set UserAnnotation = LT for compound N-Nitrosodimethylamine in sample Dec2806.D; previous value = | | | ✓ | |

Audit Trail report

| Name | User | Time | Action | Reason | Comment | Succeed | Exception |
|--------------|---------------|-----------------------|--|--------|---------|---------|-----------|
| CmdCalibrate | BL2000\jheine | 12/29/2021 7:18:39 PM | Replace level ICV with QC sample Dec2809.D for compounds {Terphenyl-d14, 2,4,6-Tribromophenol, 2-Fluorobiphenyl, Nitrobenzene-d5, Phenol-d5, 2-Fluorophenol, Benzo(g,h,i)perylene, Dibenzo(a,h)anthracene, Indeno(1,2,3-c,d)pyrene, Benzo(a)pyrene, Benzo(k)fluoranthene, Benzo(b)fluoranthene, Di-n-octyl Phthalate, bis(2-ethylhexyl)Phthalate, 3,3-Dichlorobenzidine, Chrysene, Benzo(a)Anthracene, Butylbenzylphthalate, Pyrene, Benzidine, Fluoranthene, Di-n-Butylphthalate, Triallate, Anthracene, Phenanthrene, Pentachlorophenol, Hexachlorobenzene, 4-Bromophenylphenylether, Azobenzene, N-nitrosodiphenylamine, 4,6-Dinitro-2-methylphenol, 4-Nitroaniline, Diethylphthalate, 4-Chlorophenylphenylether, Fluorene, 2,4-Dinitrotoluene, 4-Nitrophenol, Dibenzofuran, 2,4-Dinitrophenol, 3-Nitroaniline, Acenaphthene, 2,6-Dinitrotoluene, Acenaphthylene, Dimethyl Phthalate, 2-Nitroaniline, 2-Chloronaphthalene, 2,4,5-Trichlorophenol, 2,4,6-Trichlorophenol, Hexachlorocyclopentadiene, 4-Chloro-2-Methylphenol, 1-Methylnaphthalene, 2-Methylnaphthalene, 4-Chloro-3-Methylphenol, Hexachlorobutadiene, p-Chloroaniline, 4-Chlorophenol, Naphthalene, 1,2,4-Trichlorobenzene, 2,4-Dichlorophenol, bis(-2-Chloroethoxy)Methane, 2,4-Dimethylphenol, 2-Nitrophenol, Isophorone, Nitrobenzene, N-nitroso-Di-n-propylamine, Hexachloroethane, 4Methylphenol/3Methylphenol, 2-Methylphenol, bis(2-chloroisopropyl)Ether, Benzyl Alcohol, 1,2-Dichlorobenzene, 1,4-Dichlorobenzene, 1,3-Dichlorobenzene, 2-Chlorophenol, bis(-2-Chloroethyl)Ether, Phenol, Aniline, Pyridine, Carbazole, Benzoic Acid, o-Terphenyl, N-Nitrosodimethylamine}; Replace level 1 with Calibration sample Dec2808.D for compounds {Terphenyl-d14, 2,4,6-Tribromophenol, 2-Fluorobiphenyl, Nitrobenzene-d5, Phenol-d5, 2-Fluorophenol, Benzo(g,h,i)perylene, Dibenzo(a,h)anthracene, Indeno(1,2,3-c,d)pyrene, | | | ✓ | |

Audit Trail report

| Name | User | Time | Action | Reason | Comment | Succeed | Exception |
|------|------|------|--|--------|---------|---------|-----------|
| | | | Benzo(a)pyrene, Benzo(k)fluoranthene, Benzo(b)fluoranthene, Di-n-octyl Phthalate, bis(2-ethylhexyl)Phthalate, 3,3-Dichlorobenzidine, Chrysene, Benzo(a)Anthracene, Butylbenzylphthalate, Pyrene, Benzidine, Fluoranthene, Di-n- Butylphthalate, Triallate, Anthracene, Phenanthrene, Pentachlorophenol, Hexachlorobenzene, 4-Bromophenyl- phenylether, Azobenzene, N- nitrosodiphenylamine, 4,6-Dinitro-2- methylphenol, 4-Nitroaniline, Diethylphthalate, 4-Chlorophenyl- phenylether, Fluorene, 2,4- Dinitrotoluene, 4-Nitrophenol, Dibenzofuran, 2,4-Dinitrophenol, 3- Nitroaniline, Acenaphthene, 2,6- Dinitrotoluene, Acenaphthylene, Dimethyl Phthalate, 2-Nitroaniline, 2- Chloronaphthalene, 2,4,5- Trichlorophenol, 2,4,6-Trichlorophenol, Hexachlorocyclopentadiene, 4-Chloro- 2-Methylphenol, 1-Methylnaphthalene, 2-Methylnaphthalene, 4-Chloro-3- Methylphenol, Hexachlorobutadiene, p- Chloroaniline, 4-Chlorophenol, Naphthalene, 1,2,4-Trichlorobenzene, 2,4-Dichlorophenol, bis(-2- Chloroethoxy)Methane, 2,4- Dimethylphenol, 2-Nitrophenol, Isophorone, Nitrobenzene, N-nitroso- Di-n-propylamine, Hexachloroethane, 4Methylphenol/3Methylphenol, 2- Methylphenol, bis(2- chloroisopropyl)Ether, Benzyl Alcohol, 1,2-Dichlorobenzene, 1,4- Dichlorobenzene, 1,3-Dichlorobenzene, 2-Chlorophenol, bis(-2- Chloroethyl)Ether, Phenol, Aniline, Pyridine, Carbazole, Benzoic Acid, o- Terphenyl, N-Nitrosodimethylamine}; Replace level 2 with Calibration sample Dec2807.D for compounds {Terphenyl- d14, 2,4,6-Tribromophenol, 2- Fluorobiphenyl, Nitrobenzene-d5, Phenol-d5, 2-Fluorophenol, Benzo(g,h,i)perylene, Dibenzo(a,h)anthracene, Indeno(1,2,3-c,d)pyrene, Benzo(a)pyrene, Benzo(k)fluoranthene, Benzo(b)fluoranthene, Di-n-octyl Phthalate, bis(2-ethylhexyl)Phthalate, 3,3-Dichlorobenzidine, Chrysene, Benzo(a)Anthracene, Butylbenzylphthalate, Pyrene, Benzidine, Fluoranthene, Di-n- | | | | |

Audit Trail report

| Name | User | Time | Action | Reason | Comment | Succeed | Exception |
|------|------|------|---|--------|---------|---------|-----------|
| | | | Butylphthalate, Triallate, Anthracene, Phenanthrene, Pentachlorophenol, Hexachlorobenzene, 4-Bromophenylphenylether, Azobenzene, N-nitrosodiphenylamine, 4,6-Dinitro-2-methylphenol, 4-Nitroaniline, Diethylphthalate, 4-Chlorophenylphenylether, Fluorene, 2,4-Dinitrotoluene, 4-Nitrophenol, Dibenzofuran, 2,4-Dinitrophenol, 3-Nitroaniline, Acenaphthene, 2,6-Dinitrotoluene, Acenaphthylene, Dimethyl Phthalate, 2-Nitroaniline, 2-Chloronaphthalene, 2,4,5-Trichlorophenol, 2,4,6-Trichlorophenol, Hexachlorocyclopentadiene, 4-Chloro-2-Methylphenol, 1-Methylnaphthalene, 2-Methylnaphthalene, 4-Chloro-3-Methylphenol, Hexachlorobutadiene, p-Chloroaniline, 4-Chlorophenol, Naphthalene, 1,2,4-Trichlorobenzene, 2,4-Dichlorophenol, bis(-2-Chloroethoxy)Methane, 2,4-Dimethylphenol, 2-Nitrophenol, Isophorone, Nitrobenzene, N-nitroso-Di-n-propylamine, Hexachloroethane, 4Methylphenol/3Methylphenol, 2-Methylphenol, bis(2-chloroisopropyl)Ether, Benzyl Alcohol, 1,2-Dichlorobenzene, 1,4-Dichlorobenzene, 1,3-Dichlorobenzene, 2-Chlorophenol, bis(-2-Chloroethyl)Ether, Phenol, Aniline, Pyridine, Carbazole, Benzoic Acid, o-Terphenyl, N-Nitrosodimethylamine}; Replace level 3 with Calibration sample Dec2806.D for compounds {Terphenyl-d14, 2,4,6-Tribromophenol, 2-Fluorobiphenyl, Nitrobenzene-d5, Phenol-d5, 2-Fluorophenol, Benzo(g,h,i)perylene, Dibenzo(a,h)anthracene, Indeno(1,2,3-c,d)pyrene, Benzo(a)pyrene, Benzo(k)fluoranthene, Benzo(b)fluoranthene, Di-n-octyl Phthalate, bis(2-ethylhexyl)Phthalate, 3,3-Dichlorobenzidine, Chrysene, Benzo(a)Anthracene, Butylbenzylphthalate, Pyrene, Benzidine, Fluoranthene, Di-n-Butylphthalate, Triallate, Anthracene, Phenanthrene, Pentachlorophenol, Hexachlorobenzene, 4-Bromophenylphenylether, Azobenzene, N-nitrosodiphenylamine, 4,6-Dinitro-2-methylphenol, 4-Nitroaniline, Diethylphthalate, 4-Chlorophenylphenylether, Fluorene, 2,4- | | | | |

Audit Trail report

| Name | User | Time | Action | Reason | Comment | Succeed | Exception |
|------|------|------|--|--------|---------|---------|-----------|
| | | | Dinitrotoluene, 4-Nitrophenol, Dibenzofuran, 2,4-Dinitrophenol, 3-Nitroaniline, Acenaphthene, 2,6-Dinitrotoluene, Acenaphthylene, Dimethyl Phthalate, 2-Nitroaniline, 2-Chloronaphthalene, 2,4,5-Trichlorophenol, 2,4,6-Trichlorophenol, Hexachlorocyclopentadiene, 4-Chloro-2-Methylphenol, 1-Methylnaphthalene, 2-Methylnaphthalene, 4-Chloro-3-Methylphenol, Hexachlorobutadiene, p-Chloroaniline, 4-Chlorophenol, Naphthalene, 1,2,4-Trichlorobenzene, 2,4-Dichlorophenol, bis(-2-Chloroethoxy)Methane, 2,4-Dimethylphenol, 2-Nitrophenol, Isophorone, Nitrobenzene, N-nitroso-Di-n-propylamine, Hexachloroethane, 4Methylphenol/3Methylphenol, 2-Methylphenol, bis(2-chloroisopropyl)Ether, Benzyl Alcohol, 1,2-Dichlorobenzene, 1,4-Dichlorobenzene, 1,3-Dichlorobenzene, 2-Chlorophenol, bis(-2-Chloroethyl)Ether, Phenol, Aniline, Pyridine, Carbazole, Benzoic Acid, o-Terphenyl, N-Nitrosodimethylamine}; Replace level 4 with Calibration sample Dec2805.D for compounds {Terphenyl-d14, 2,4,6-Tribromophenol, 2-Fluorobiphenyl, Nitrobenzene-d5, Phenol-d5, 2-Fluorophenol, Benzo(g,h,i)perylene, Dibenzo(a,h)anthracene, Indeno(1,2,3-c,d)pyrene, Benzo(a)pyrene, Benzo(k)fluoranthene, Benzo(b)fluoranthene, Di-n-octyl Phthalate, bis(2-ethylhexyl)Phthalate, 3,3-Dichlorobenzidine, Chrysene, Benzo(a)Anthracene, Butylbenzylphthalate, Pyrene, Benzidine, Fluoranthene, Di-n-Butylphthalate, Triallate, Anthracene, Phenanthrene, Pentachlorophenol, Hexachlorobenzene, 4-Bromophenylphenylether, Azobenzene, N-nitrosodiphenylamine, 4,6-Dinitro-2-methylphenol, 4-Nitroaniline, Diethylphthalate, 4-Chlorophenylphenylether, Fluorene, 2,4-Dinitrotoluene, 4-Nitrophenol, Dibenzofuran, 2,4-Dinitrophenol, 3-Nitroaniline, Acenaphthene, 2,6-Dinitrotoluene, Acenaphthylene, Dimethyl Phthalate, 2-Nitroaniline, 2-Chloronaphthalene, 2,4,5-Trichlorophenol, 2,4,6-Trichlorophenol, Hexachlorocyclopentadiene, 4-Chloro- | | | | |

Audit Trail report

| Name | User | Time | Action | Reason | Comment | Succeed | Exception |
|------|------|------|--|--------|---------|---------|-----------|
| | | | 2-Methylphenol, 1-Methylnaphthalene, 2-Methylnaphthalene, 4-Chloro-3-Methylphenol, Hexachlorobutadiene, p-Chloroaniline, 4-Chlorophenol, Naphthalene, 1,2,4-Trichlorobenzene, 2,4-Dichlorophenol, bis(-2-Chloroethoxy)Methane, 2,4-Dimethylphenol, 2-Nitrophenol, Isophorone, Nitrobenzene, N-nitroso-Di-n-propylamine, Hexachloroethane, 4Methylphenol/3Methylphenol, 2-Methylphenol, bis(2-chloroisopropyl)Ether, Benzyl Alcohol, 1,2-Dichlorobenzene, 1,4-Dichlorobenzene, 1,3-Dichlorobenzene, 2-Chlorophenol, bis(-2-Chloroethyl)Ether, Phenol, Aniline, Pyridine, Carbazole, Benzoic Acid, o-Terphenyl, N-Nitrosodimethylamine}; Replace level 5 with Calibration sample Dec2804.D for compounds {Terphenyl-d14, 2,4,6-Tribromophenol, 2-Fluorobiphenyl, Nitrobenzene-d5, Phenol-d5, 2-Fluorophenol, Benzo(g,h,i)perylene, Dibenzo(a,h)anthracene, Indeno(1,2,3-c,d)pyrene, Benzo(a)pyrene, Benzo(k)fluoranthene, Benzo(b)fluoranthene, Di-n-octyl Phthalate, bis(2-ethylhexyl)Phthalate, 3,3-Dichlorobenzidine, Chrysene, Benzo(a)Anthracene, Butylbenzylphthalate, Pyrene, Benzidine, Fluoranthene, Di-n-Butylphthalate, Triallate, Anthracene, Phenanthrene, Pentachlorophenol, Hexachlorobenzene, 4-Bromophenylphenylether, Azobenzene, N-nitrosodiphenylamine, 4,6-Dinitro-2-methylphenol, 4-Nitroaniline, Diethylphthalate, 4-Chlorophenylphenylether, Fluorene, 2,4-Dinitrotoluene, 4-Nitrophenol, Dibenzofuran, 2,4-Dinitrophenol, 3-Nitroaniline, Acenaphthene, 2,6-Dinitrotoluene, Acenaphthylene, Dimethyl Phthalate, 2-Nitroaniline, 2-Chloronaphthalene, 2,4,5-Trichlorophenol, 2,4,6-Trichlorophenol, Hexachlorocyclopentadiene, 4-Chloro-2-Methylphenol, 1-Methylnaphthalene, 2-Methylnaphthalene, 4-Chloro-3-Methylphenol, Hexachlorobutadiene, p-Chloroaniline, 4-Chlorophenol, Naphthalene, 1,2,4-Trichlorobenzene, 2,4-Dichlorophenol, bis(-2-Chloroethoxy)Methane, 2,4-Dimethylphenol, 2-Nitrophenol, | | | | |

Audit Trail report

| Name | User | Time | Action | Reason | Comment | Succeed | Exception |
|------|------|------|---|--------|---------|---------|-----------|
| | | | Isophorone, Nitrobenzene, N-nitroso-Di-n-propylamine, Hexachloroethane, 4Methylphenol/3Methylphenol, 2-Methylphenol, bis(2-chloroisopropyl)Ether, Benzyl Alcohol, 1,2-Dichlorobenzene, 1,4-Dichlorobenzene, 1,3-Dichlorobenzene, 2-Chlorophenol, bis(-2-Chloroethyl)Ether, Phenol, Aniline, Pyridine, Carbazole, Benzoic Acid, o-Terphenyl, N-Nitrosodimethylamine}; Replace level 6 with Calibration sample Dec2803.D for compounds {Terphenyl-d14, 2,4,6-Tribromophenol, 2-Fluorobiphenyl, Nitrobenzene-d5, Phenol-d5, 2-Fluorophenol, Benzo(g,h,i)perylene, Dibenzo(a,h)anthracene, Indeno(1,2,3-c,d)pyrene, Benzo(a)pyrene, Benzo(k)fluoranthene, Benzo(b)fluoranthene, Di-n-octyl Phthalate, bis(2-ethylhexyl)Phthalate, 3,3-Dichlorobenzidine, Chrysene, Benzo(a)Anthracene, Butylbenzylphthalate, Pyrene, Benzidine, Fluoranthene, Di-n-Butylphthalate, Triallate, Anthracene, Phenanthrene, Pentachlorophenol, Hexachlorobenzene, 4-Bromophenylphenylether, Azobenzene, N-nitrosodiphenylamine, 4,6-Dinitro-2-methylphenol, 4-Nitroaniline, Diethylphthalate, 4-Chlorophenylphenylether, Fluorene, 2,4-Dinitrotoluene, 4-Nitrophenol, Dibenzofuran, 2,4-Dinitrophenol, 3-Nitroaniline, Acenaphthene, 2,6-Dinitrotoluene, Acenaphthylene, Dimethyl Phthalate, 2-Nitroaniline, 2-Chloronaphthalene, 2,4,5-Trichlorophenol, 2,4,6-Trichlorophenol, Hexachlorocyclopentadiene, 4-Chloro-2-Methylphenol, 1-Methylnaphthalene, 2-Methylnaphthalene, 4-Chloro-3-Methylphenol, Hexachlorobutadiene, p-Chloroaniline, 4-Chlorophenol, Naphthalene, 1,2,4-Trichlorobenzene, 2,4-Dichlorophenol, bis(-2-Chloroethoxy)Methane, 2,4-Dimethylphenol, 2-Nitrophenol, Isophorone, Nitrobenzene, N-nitroso-Di-n-propylamine, Hexachloroethane, 4Methylphenol/3Methylphenol, 2-Methylphenol, bis(2-chloroisopropyl)Ether, Benzyl Alcohol, 1,2-Dichlorobenzene, 1,4-Dichlorobenzene, 1,3-Dichlorobenzene, 2-Chlorophenol, bis(-2- | | | | |

Audit Trail report

| Name | User | Time | Action | Reason | Comment | Succeed | Exception |
|---------------|---------------|-----------------------|---|--------|---------|---------|-----------|
| | | | Chloroethyl)Ether, Phenol, Aniline, Pyridine, Carbazole, Benzoic Acid, o-Terphenyl, N-Nitrosodimethylamine}; Replace level 7 with Calibration sample Dec2802.D for compounds {Terphenyl-d14, 2,4,6-Tribromophenol, 2-Fluorobiphenyl, Nitrobenzene-d5, Phenol-d5, 2-Fluorophenol, Benzo(g,h,i)perylene, Dibenzo(a,h)anthracene, Indeno(1,2,3-c,d)pyrene, Benzo(a)pyrene, Benzo(k)fluoranthene, Benzo(b)fluoranthene, Di-n-octyl Phthalate, bis(2-ethylhexyl)Phthalate, 3,3-Dichlorobenzidine, Chrysene, Benzo(a)Anthracene, Butylbenzylphthalate, Pyrene, Benzidine, Fluoranthene, Di-n-Butylphthalate, Triallate, Anthracene, Phenanthrene, Pentachlorophenol, Hexachlorobenzene, 4-Bromophenylphenylether, Azobenzene, N-nitrosodiphenylamine, 4,6-Dinitro-2-methylphenol, 4-Nitroaniline, Diethylphthalate, 4-Chlorophenylphenylether, Fluorene, 2,4-Dinitrotoluene, 4-Nitrophenol, Dibenzofuran, 2,4-Dinitrophenol, 3-Nitroaniline, Acenaphthene, 2,6-Dinitrotoluene, Acenaphthylene, Dimethyl Phthalate, 2-Nitroaniline, 2-Chloronaphthalene, 2,4,5-Trichlorophenol, 2,4,6-Trichlorophenol, Hexachlorocyclopentadiene, 4-Chloro-2-Methylphenol, 1-Methylnaphthalene, 2-Methylnaphthalene, 4-Chloro-3-Methylphenol, Hexachlorobutadiene, p-Chloroaniline, 4-Chlorophenol, Naphthalene, 1,2,4-Trichlorobenzene, 2,4-Dichlorophenol, bis(-2-Chloroethoxy)Methane, 2,4-Dimethylphenol, 2-Nitrophenol, Isophorone, Nitrobenzene, N-nitroso-Di-n-propylamine, Hexachloroethane, 4Methylphenol/3Methylphenol, 2-Methylphenol, bis(2-chloroisopropyl)Ether, Benzyl Alcohol, 1,2-Dichlorobenzene, 1,4-Dichlorobenzene, 1,3-Dichlorobenzene, 2-Chlorophenol, bis(-2-Chloroethyl)Ether, Phenol, Aniline, Pyridine, Carbazole, Benzoic Acid, o-Terphenyl, N-Nitrosodimethylamine}; | | | | |
| CmdQuantitate | BL2000\jheine | 12/29/2021 7:19:01 PM | Quantitate all compounds in all samples | | | ✓ | |

Audit Trail report

| Name | User | Time | Action | Reason | Comment | Succeed | Exception |
|-------------------------------|---------------|-----------------------|--|--------|---------|---------|-----------|
| CmdSetTargetCompoundAttribute | BL2000\jheine | 12/29/2021 7:19:07 PM | Set CurveFit = fitQuadratic for compound N-Nitrosodimethylamine in all samples; previous value = fitQuadratic | | | ✓ | |
| CmdSetTargetCompoundAttribute | BL2000\jheine | 12/29/2021 7:19:13 PM | Set CurveFitWeight = weightOneOverXSquared for compound N-Nitrosodimethylamine in all samples; previous value = weightOneOverX | | | ✓ | |
| CmdSetTargetCompoundAttribute | BL2000\jheine | 12/29/2021 7:19:16 PM | Set CurveFitWeight = weightOneOverX for compound N-Nitrosodimethylamine in all samples; previous value = weightOneOverX | | | ✓ | |
| CmdSetTargetCompoundAttribute | BL2000\jheine | 12/29/2021 7:19:21 PM | Set CurveFit = fitAverageOfResponseFactors for compound N-Nitrosodimethylamine in all samples; previous value = fitQuadratic | | | ✓ | |
| CmdSetTargetCompoundAttribute | BL2000\jheine | 12/29/2021 7:19:26 PM | Set CurveFitWeight = weightEqual for compound N-Nitrosodimethylamine in all samples; previous value = weightOneOverX | | | ✓ | |

Audit Trail report

| Name | User | Time | Action | Reason | Comment | Succeed | Exception |
|-------------------------------|---------------|-----------------------|--|--------|---------|---------|-----------|
| CmdRemoveCalibration | BL2000\jheine | 12/29/2021 7:20:10 PM | Remove Calibration for compounds {Terphenyl-d14, 2,4,6-Tribromophenol, 2-Fluorobiphenyl, Nitrobenzene-d5, Phenol-d5, 2-Fluorophenol, Benzo(g,h,i)perylene, Dibenzo(a,h)anthracene, Indeno(1,2,3-c,d)pyrene, Benzo(a)pyrene, Benzo(k)fluoranthene, Benzo(b)fluoranthene, Di-n-octyl Phthalate, bis(2-ethylhexyl)Phthalate, 3,3-Dichlorobenzidine, Chrysene, Benzo(a)Anthracene, Butylbenzylphthalate, Pyrene, Benzidine, Fluoranthene, Di-n-Butylphthalate, Triallate, Anthracene, Phenanthrene, Pentachlorophenol, Hexachlorobenzene, 4-Bromophenylphenylether, Azobenzene, N-nitrosodiphenylamine, 4,6-Dinitro-2-methylphenol, 4-Nitroaniline, Diethylphthalate, 4-Chlorophenylphenylether, Fluorene, 2,4-Dinitrotoluene, 4-Nitrophenol, Dibenzofuran, 2,4-Dinitrophenol, 3-Nitroaniline, Acenaphthene, 2,6-Dinitrotoluene, Acenaphthylene, Dimethyl Phthalate, 2-Nitroaniline, 2-Chloronaphthalene, 2,4,5-Trichlorophenol, 2,4,6-Trichlorophenol, Hexachlorocyclopentadiene, 4-Chloro-2-Methylphenol, 1-Methylnaphthalene, 2-Methylnaphthalene, 4-Chloro-3-Methylphenol, Hexachlorobutadiene, p-Chloroaniline, 4-Chlorophenol, Naphthalene, 1,2,4-Trichlorobenzene, 2,4-Dichlorophenol, bis(-2-Chloroethoxy)Methane, 2,4-Dimethylphenol, 2-Nitrophenol, Isophorone, Nitrobenzene, N-nitroso-Di-n-propylamine, Hexachloroethane, 4Methylphenol/3Methylphenol, 2-Methylphenol, bis(2-chloroisopropyl)Ether, Benzyl Alcohol, 1,2-Dichlorobenzene, 1,4-Dichlorobenzene, 1,3-Dichlorobenzene, 2-Chlorophenol, bis(-2-Chloroethyl)Ether, Phenol, Aniline, Pyridine, Carbazole, Benzoic Acid, o-Terphenyl, N-Nitrosodimethylamine} at level QC CCV; | | | ✓ | |
| CmdQuantitate | BL2000\jheine | 12/29/2021 7:20:34 PM | Quantitate all compounds in all samples | | | ✓ | |
| CmdSetTargetCompoundAttribute | BL2000\jheine | 12/29/2021 7:20:41 PM | Set CurveFit = fitQuadratic for compound N-Nitrosodimethylamine in all samples; previous value = fitQuadratic | | | ✓ | |

Audit Trail report

| Name | User | Time | Action | Reason | Comment | Succeed | Exception |
|----------------------------------|---------------|-----------------------|---|--------|---------|---------|-----------|
| CmdSetLevelEnable | BL2000\jheine | 12/29/2021 7:20:43 PM | Set LevelEnable = True for calibration level 7, levelId = 396 of compound N-Nitrosodimethylamine in sample Dec2805.D; previous value = False | | | ✓ | |
| CmdSetTargetCompoundAttribute | BL2000\jheine | 12/29/2021 7:20:47 PM | Set CurveFitWeight = weightOneOverX for compound N-Nitrosodimethylamine in all samples; previous value = weightOneOverX | | | ✓ | |
| CmdQuantitate | BL2000\jheine | 12/29/2021 7:21:06 PM | Quantitate all compounds in all samples | | | ✓ | |
| CmdSetTargetCompoundAttribute | BL2000\jheine | 12/29/2021 7:21:15 PM | Set CurveFitWeight = weightEqual for compound N-Nitrosodimethylamine in all samples; previous value = weightOneOverX | | | ✓ | |
| CmdQuantitate | BL2000\jheine | 12/29/2021 7:21:34 PM | Quantitate all compounds in all samples | | | ✓ | |
| CmdSetTargetCompoundAttribute | BL2000\jheine | 12/29/2021 7:21:39 PM | Set CurveFitWeight = weightOneOverX for compound N-Nitrosodimethylamine in all samples; previous value = weightOneOverX | | | ✓ | |
| CmdQuantitate | BL2000\jheine | 12/29/2021 7:21:58 PM | Quantitate all compounds in all samples | | | ✓ | |
| CmdClearManualIntegration | BL2000\jheine | 12/29/2021 7:25:01 PM | Clear manual integration of target signal for compound 4Methylphenol/3Methylphenol in sample Dec2807.D | | | ✓ | |
| CmdSetTargetCompoundAttribute | BL2000\jheine | 12/29/2021 7:25:02 PM | Set UserAnnotation = for compound 4Methylphenol/3Methylphenol in sample Dec2807.D; previous value = NI | | | ✓ | |
| CmdManuallyIntegratePeak | BL2000\jheine | 12/29/2021 7:25:07 PM | Manually integrate compound 4Methylphenol/3Methylphenol in sample Dec2807.D, from x, y = 5.502, 2528 to 5.624, 8832, result = 55329; previous integration is from x, y = 5.318, 685 to 5.410, 708 and previous response = 63254. | | | ✓ | |
| CmdManuallyIntegrateSnapBaseline | BL2000\jheine | 12/29/2021 7:25:08 PM | Snap baseline for compound 4Methylphenol/3Methylphenol in sample Dec2807.D, from x = 5.502 to x = 5.624, new integration is from x, y = 5.502, 823 to 5.624, 1326 and new response = 89193; previous integration is from x, y = 5.502, 2528 to 5.624, 8832 and previous response = 55329. | | | ✓ | |
| CmdManuallyIntegrateDropBaseline | BL2000\jheine | 12/29/2021 7:25:09 PM | Drop baseline for compound 4Methylphenol/3Methylphenol in sample Dec2807.D to y = 823, new integration is from x, y = 5.502, 823 to 5.624, 823 and new response = 91042; previous integration is from x, y = 5.502, 823 to 5.624, 1326 and previous response = 89193. | | | ✓ | |

Audit Trail report

| Name | User | Time | Action | Reason | Comment | Succeed | Exception |
|-------------------------------|---------------|-----------------------|--|--------|---------|---------|-----------|
| CmdSetTargetCompoundAttribute | BL2000\jheine | 12/29/2021 7:25:16 PM | Set UserAnnotation = NI for compound 4Methylphenol/3Methylphenol in sample Dec2807.D; previous value = | | | ✓ | |

Audit Trail report

| Name | User | Time | Action | Reason | Comment | Succeed | Exception |
|--------------|---------------|-----------------------|--|--------|---------|---------|-----------|
| CmdCalibrate | BL2000\jheine | 12/29/2021 7:25:47 PM | Replace level ICV with QC sample Dec2809.D for compounds {Terphenyl-d14, 2,4,6-Tribromophenol, 2-Fluorobiphenyl, Nitrobenzene-d5, Phenol-d5, 2-Fluorophenol, Benzo(g,h,i)perylene, Dibenzo(a,h)anthracene, Indeno(1,2,3-c,d)pyrene, Benzo(a)pyrene, Benzo(k)fluoranthene, Benzo(b)fluoranthene, Di-n-octyl Phthalate, bis(2-ethylhexyl)Phthalate, 3,3-Dichlorobenzidine, Chrysene, Benzo(a)Anthracene, Butylbenzylphthalate, Pyrene, Benzidine, Fluoranthene, Di-n-Butylphthalate, Triallate, Anthracene, Phenanthrene, Pentachlorophenol, Hexachlorobenzene, 4-Bromophenylphenylether, Azobenzene, N-nitrosodiphenylamine, 4,6-Dinitro-2-methylphenol, 4-Nitroaniline, Diethylphthalate, 4-Chlorophenylphenylether, Fluorene, 2,4-Dinitrotoluene, 4-Nitrophenol, Dibenzofuran, 2,4-Dinitrophenol, 3-Nitroaniline, Acenaphthene, 2,6-Dinitrotoluene, Acenaphthylene, Dimethyl Phthalate, 2-Nitroaniline, 2-Chloronaphthalene, 2,4,5-Trichlorophenol, 2,4,6-Trichlorophenol, Hexachlorocyclopentadiene, 4-Chloro-2-Methylphenol, 1-Methylnaphthalene, 2-Methylnaphthalene, 4-Chloro-3-Methylphenol, Hexachlorobutadiene, p-Chloroaniline, 4-Chlorophenol, Naphthalene, 1,2,4-Trichlorobenzene, 2,4-Dichlorophenol, bis(-2-Chloroethoxy)Methane, 2,4-Dimethylphenol, 2-Nitrophenol, Isophorone, Nitrobenzene, N-nitroso-Di-n-propylamine, Hexachloroethane, 4Methylphenol/3Methylphenol, 2-Methylphenol, bis(2-chloroisopropyl)Ether, Benzyl Alcohol, 1,2-Dichlorobenzene, 1,4-Dichlorobenzene, 1,3-Dichlorobenzene, 2-Chlorophenol, bis(-2-Chloroethyl)Ether, Phenol, Aniline, Pyridine, Carbazole, Benzoic Acid, o-Terphenyl, N-Nitrosodimethylamine}; Replace level 1 with Calibration sample Dec2808.D for compounds {Terphenyl-d14, 2,4,6-Tribromophenol, 2-Fluorobiphenyl, Nitrobenzene-d5, Phenol-d5, 2-Fluorophenol, Benzo(g,h,i)perylene, Dibenzo(a,h)anthracene, Indeno(1,2,3-c,d)pyrene, | | | ✓ | |

Audit Trail report

| Name | User | Time | Action | Reason | Comment | Succeed | Exception |
|------|------|------|--|--------|---------|---------|-----------|
| | | | Benzo(a)pyrene, Benzo(k)fluoranthene, Benzo(b)fluoranthene, Di-n-octyl Phthalate, bis(2-ethylhexyl)Phthalate, 3,3-Dichlorobenzidine, Chrysene, Benzo(a)Anthracene, Butylbenzylphthalate, Pyrene, Benzidine, Fluoranthene, Di-n- Butylphthalate, Triallate, Anthracene, Phenanthrene, Pentachlorophenol, Hexachlorobenzene, 4-Bromophenyl- phenylether, Azobenzene, N- nitrosodiphenylamine, 4,6-Dinitro-2- methylphenol, 4-Nitroaniline, Diethylphthalate, 4-Chlorophenyl- phenylether, Fluorene, 2,4- Dinitrotoluene, 4-Nitrophenol, Dibenzofuran, 2,4-Dinitrophenol, 3- Nitroaniline, Acenaphthene, 2,6- Dinitrotoluene, Acenaphthylene, Dimethyl Phthalate, 2-Nitroaniline, 2- Chloronaphthalene, 2,4,5- Trichlorophenol, 2,4,6-Trichlorophenol, Hexachlorocyclopentadiene, 4-Chloro- 2-Methylphenol, 1-Methylnaphthalene, 2-Methylnaphthalene, 4-Chloro-3- Methylphenol, Hexachlorobutadiene, p- Chloroaniline, 4-Chlorophenol, Naphthalene, 1,2,4-Trichlorobenzene, 2,4-Dichlorophenol, bis(-2- Chloroethoxy)Methane, 2,4- Dimethylphenol, 2-Nitrophenol, Isophorone, Nitrobenzene, N-nitroso- Di-n-propylamine, Hexachloroethane, 4Methylphenol/3Methylphenol, 2- Methylphenol, bis(2- chloroisopropyl)Ether, Benzyl Alcohol, 1,2-Dichlorobenzene, 1,4- Dichlorobenzene, 1,3-Dichlorobenzene, 2-Chlorophenol, bis(-2- Chloroethyl)Ether, Phenol, Aniline, Pyridine, Carbazole, Benzoic Acid, o- Terphenyl, N-Nitrosodimethylamine}; Replace level 2 with Calibration sample Dec2807.D for compounds {Terphenyl- d14, 2,4,6-Tribromophenol, 2- Fluorobiphenyl, Nitrobenzene-d5, Phenol-d5, 2-Fluorophenol, Benzo(g,h,i)perylene, Dibenzo(a,h)anthracene, Indeno(1,2,3-c,d)pyrene, Benzo(a)pyrene, Benzo(k)fluoranthene, Benzo(b)fluoranthene, Di-n-octyl Phthalate, bis(2-ethylhexyl)Phthalate, 3,3-Dichlorobenzidine, Chrysene, Benzo(a)Anthracene, Butylbenzylphthalate, Pyrene, Benzidine, Fluoranthene, Di-n- | | | | |

Audit Trail report

| Name | User | Time | Action | Reason | Comment | Succeed | Exception |
|------|------|------|---|--------|---------|---------|-----------|
| | | | Butylphthalate, Triallate, Anthracene, Phenanthrene, Pentachlorophenol, Hexachlorobenzene, 4-Bromophenylphenylether, Azobenzene, N-nitrosodiphenylamine, 4,6-Dinitro-2-methylphenol, 4-Nitroaniline, Diethylphthalate, 4-Chlorophenylphenylether, Fluorene, 2,4-Dinitrotoluene, 4-Nitrophenol, Dibenzofuran, 2,4-Dinitrophenol, 3-Nitroaniline, Acenaphthene, 2,6-Dinitrotoluene, Acenaphthylene, Dimethyl Phthalate, 2-Nitroaniline, 2-Chloronaphthalene, 2,4,5-Trichlorophenol, 2,4,6-Trichlorophenol, Hexachlorocyclopentadiene, 4-Chloro-2-Methylphenol, 1-Methylnaphthalene, 2-Methylnaphthalene, 4-Chloro-3-Methylphenol, Hexachlorobutadiene, p-Chloroaniline, 4-Chlorophenol, Naphthalene, 1,2,4-Trichlorobenzene, 2,4-Dichlorophenol, bis(-2-Chloroethoxy)Methane, 2,4-Dimethylphenol, 2-Nitrophenol, Isophorone, Nitrobenzene, N-nitroso-Di-n-propylamine, Hexachloroethane, 4Methylphenol/3Methylphenol, 2-Methylphenol, bis(2-chloroisopropyl)Ether, Benzyl Alcohol, 1,2-Dichlorobenzene, 1,4-Dichlorobenzene, 1,3-Dichlorobenzene, 2-Chlorophenol, bis(-2-Chloroethyl)Ether, Phenol, Aniline, Pyridine, Carbazole, Benzoic Acid, o-Terphenyl, N-Nitrosodimethylamine}; Replace level 3 with Calibration sample Dec2806.D for compounds {Terphenyl-d14, 2,4,6-Tribromophenol, 2-Fluorobiphenyl, Nitrobenzene-d5, Phenol-d5, 2-Fluorophenol, Benzo(g,h,i)perylene, Dibenzo(a,h)anthracene, Indeno(1,2,3-c,d)pyrene, Benzo(a)pyrene, Benzo(k)fluoranthene, Benzo(b)fluoranthene, Di-n-octyl Phthalate, bis(2-ethylhexyl)Phthalate, 3,3-Dichlorobenzidine, Chrysene, Benzo(a)Anthracene, Butylbenzylphthalate, Pyrene, Benzidine, Fluoranthene, Di-n-Butylphthalate, Triallate, Anthracene, Phenanthrene, Pentachlorophenol, Hexachlorobenzene, 4-Bromophenylphenylether, Azobenzene, N-nitrosodiphenylamine, 4,6-Dinitro-2-methylphenol, 4-Nitroaniline, Diethylphthalate, 4-Chlorophenylphenylether, Fluorene, 2,4- | | | | |

Audit Trail report

| Name | User | Time | Action | Reason | Comment | Succeed | Exception |
|------|------|------|--|--------|---------|---------|-----------|
| | | | Dinitrotoluene, 4-Nitrophenol, Dibenzofuran, 2,4-Dinitrophenol, 3-Nitroaniline, Acenaphthene, 2,6-Dinitrotoluene, Acenaphthylene, Dimethyl Phthalate, 2-Nitroaniline, 2-Chloronaphthalene, 2,4,5-Trichlorophenol, 2,4,6-Trichlorophenol, Hexachlorocyclopentadiene, 4-Chloro-2-Methylphenol, 1-Methylnaphthalene, 2-Methylnaphthalene, 4-Chloro-3-Methylphenol, Hexachlorobutadiene, p-Chloroaniline, 4-Chlorophenol, Naphthalene, 1,2,4-Trichlorobenzene, 2,4-Dichlorophenol, bis(-2-Chloroethoxy)Methane, 2,4-Dimethylphenol, 2-Nitrophenol, Isophorone, Nitrobenzene, N-nitroso-Di-n-propylamine, Hexachloroethane, 4Methylphenol/3Methylphenol, 2-Methylphenol, bis(2-chloroisopropyl)Ether, Benzyl Alcohol, 1,2-Dichlorobenzene, 1,4-Dichlorobenzene, 1,3-Dichlorobenzene, 2-Chlorophenol, bis(-2-Chloroethyl)Ether, Phenol, Aniline, Pyridine, Carbazole, Benzoic Acid, o-Terphenyl, N-Nitrosodimethylamine}; Replace level 4 with Calibration sample Dec2805.D for compounds {Terphenyl-d14, 2,4,6-Tribromophenol, 2-Fluorobiphenyl, Nitrobenzene-d5, Phenol-d5, 2-Fluorophenol, Benzo(g,h,i)perylene, Dibenzo(a,h)anthracene, Indeno(1,2,3-c,d)pyrene, Benzo(a)pyrene, Benzo(k)fluoranthene, Benzo(b)fluoranthene, Di-n-octyl Phthalate, bis(2-ethylhexyl)Phthalate, 3,3-Dichlorobenzidine, Chrysene, Benzo(a)Anthracene, Butylbenzylphthalate, Pyrene, Benzidine, Fluoranthene, Di-n-Butylphthalate, Triallate, Anthracene, Phenanthrene, Pentachlorophenol, Hexachlorobenzene, 4-Bromophenylphenylether, Azobenzene, N-nitrosodiphenylamine, 4,6-Dinitro-2-methylphenol, 4-Nitroaniline, Diethylphthalate, 4-Chlorophenylphenylether, Fluorene, 2,4-Dinitrotoluene, 4-Nitrophenol, Dibenzofuran, 2,4-Dinitrophenol, 3-Nitroaniline, Acenaphthene, 2,6-Dinitrotoluene, Acenaphthylene, Dimethyl Phthalate, 2-Nitroaniline, 2-Chloronaphthalene, 2,4,5-Trichlorophenol, 2,4,6-Trichlorophenol, Hexachlorocyclopentadiene, 4-Chloro- | | | | |

Audit Trail report

| Name | User | Time | Action | Reason | Comment | Succeed | Exception |
|------|------|------|--|--------|---------|---------|-----------|
| | | | 2-Methylphenol, 1-Methylnaphthalene, 2-Methylnaphthalene, 4-Chloro-3-Methylphenol, Hexachlorobutadiene, p-Chloroaniline, 4-Chlorophenol, Naphthalene, 1,2,4-Trichlorobenzene, 2,4-Dichlorophenol, bis(-2-Chloroethoxy)Methane, 2,4-Dimethylphenol, 2-Nitrophenol, Isophorone, Nitrobenzene, N-nitroso-Di-n-propylamine, Hexachloroethane, 4Methylphenol/3Methylphenol, 2-Methylphenol, bis(2-chloroisopropyl)Ether, Benzyl Alcohol, 1,2-Dichlorobenzene, 1,4-Dichlorobenzene, 1,3-Dichlorobenzene, 2-Chlorophenol, bis(-2-Chloroethyl)Ether, Phenol, Aniline, Pyridine, Carbazole, Benzoic Acid, o-Terphenyl, N-Nitrosodimethylamine}; Replace level 5 with Calibration sample Dec2804.D for compounds {Terphenyl-d14, 2,4,6-Tribromophenol, 2-Fluorobiphenyl, Nitrobenzene-d5, Phenol-d5, 2-Fluorophenol, Benzo(g,h,i)perylene, Dibenzo(a,h)anthracene, Indeno(1,2,3-c,d)pyrene, Benzo(a)pyrene, Benzo(k)fluoranthene, Benzo(b)fluoranthene, Di-n-octyl Phthalate, bis(2-ethylhexyl)Phthalate, 3,3-Dichlorobenzidine, Chrysene, Benzo(a)Anthracene, Butylbenzylphthalate, Pyrene, Benzidine, Fluoranthene, Di-n-Butylphthalate, Triallate, Anthracene, Phenanthrene, Pentachlorophenol, Hexachlorobenzene, 4-Bromophenylphenylether, Azobenzene, N-nitrosodiphenylamine, 4,6-Dinitro-2-methylphenol, 4-Nitroaniline, Diethylphthalate, 4-Chlorophenylphenylether, Fluorene, 2,4-Dinitrotoluene, 4-Nitrophenol, Dibenzofuran, 2,4-Dinitrophenol, 3-Nitroaniline, Acenaphthene, 2,6-Dinitrotoluene, Acenaphthylene, Dimethyl Phthalate, 2-Nitroaniline, 2-Chloronaphthalene, 2,4,5-Trichlorophenol, 2,4,6-Trichlorophenol, Hexachlorocyclopentadiene, 4-Chloro-2-Methylphenol, 1-Methylnaphthalene, 2-Methylnaphthalene, 4-Chloro-3-Methylphenol, Hexachlorobutadiene, p-Chloroaniline, 4-Chlorophenol, Naphthalene, 1,2,4-Trichlorobenzene, 2,4-Dichlorophenol, bis(-2-Chloroethoxy)Methane, 2,4-Dimethylphenol, 2-Nitrophenol, | | | | |

Audit Trail report

| Name | User | Time | Action | Reason | Comment | Succeed | Exception |
|------|------|------|---|--------|---------|---------|-----------|
| | | | Isophorone, Nitrobenzene, N-nitroso-Di-n-propylamine, Hexachloroethane, 4Methylphenol/3Methylphenol, 2-Methylphenol, bis(2-chloroisopropyl)Ether, Benzyl Alcohol, 1,2-Dichlorobenzene, 1,4-Dichlorobenzene, 1,3-Dichlorobenzene, 2-Chlorophenol, bis(-2-Chloroethyl)Ether, Phenol, Aniline, Pyridine, Carbazole, Benzoic Acid, o-Terphenyl, N-Nitrosodimethylamine}; Replace level 6 with Calibration sample Dec2803.D for compounds {Terphenyl-d14, 2,4,6-Tribromophenol, 2-Fluorobiphenyl, Nitrobenzene-d5, Phenol-d5, 2-Fluorophenol, Benzo(g,h,i)perylene, Dibenzo(a,h)anthracene, Indeno(1,2,3-c,d)pyrene, Benzo(a)pyrene, Benzo(k)fluoranthene, Benzo(b)fluoranthene, Di-n-octyl Phthalate, bis(2-ethylhexyl)Phthalate, 3,3-Dichlorobenzidine, Chrysene, Benzo(a)Anthracene, Butylbenzylphthalate, Pyrene, Benzidine, Fluoranthene, Di-n-Butylphthalate, Triallate, Anthracene, Phenanthrene, Pentachlorophenol, Hexachlorobenzene, 4-Bromophenylphenylether, Azobenzene, N-nitrosodiphenylamine, 4,6-Dinitro-2-methylphenol, 4-Nitroaniline, Diethylphthalate, 4-Chlorophenylphenylether, Fluorene, 2,4-Dinitrotoluene, 4-Nitrophenol, Dibenzofuran, 2,4-Dinitrophenol, 3-Nitroaniline, Acenaphthene, 2,6-Dinitrotoluene, Acenaphthylene, Dimethyl Phthalate, 2-Nitroaniline, 2-Chloronaphthalene, 2,4,5-Trichlorophenol, 2,4,6-Trichlorophenol, Hexachlorocyclopentadiene, 4-Chloro-2-Methylphenol, 1-Methylnaphthalene, 2-Methylnaphthalene, 4-Chloro-3-Methylphenol, Hexachlorobutadiene, p-Chloroaniline, 4-Chlorophenol, Naphthalene, 1,2,4-Trichlorobenzene, 2,4-Dichlorophenol, bis(-2-Chloroethoxy)Methane, 2,4-Dimethylphenol, 2-Nitrophenol, Isophorone, Nitrobenzene, N-nitroso-Di-n-propylamine, Hexachloroethane, 4Methylphenol/3Methylphenol, 2-Methylphenol, bis(2-chloroisopropyl)Ether, Benzyl Alcohol, 1,2-Dichlorobenzene, 1,4-Dichlorobenzene, 1,3-Dichlorobenzene, 2-Chlorophenol, bis(-2- | | | | |

Audit Trail report

| Name | User | Time | Action | Reason | Comment | Succeed | Exception |
|---------------|---------------|-----------------------|---|--------|---------|---------|-----------|
| | | | Chloroethyl)Ether, Phenol, Aniline, Pyridine, Carbazole, Benzoic Acid, o-Terphenyl, N-Nitrosodimethylamine}; Replace level 7 with Calibration sample Dec2802.D for compounds {Terphenyl-d14, 2,4,6-Tribromophenol, 2-Fluorobiphenyl, Nitrobenzene-d5, Phenol-d5, 2-Fluorophenol, Benzo(g,h,i)perylene, Dibenzo(a,h)anthracene, Indeno(1,2,3-c,d)pyrene, Benzo(a)pyrene, Benzo(k)fluoranthene, Benzo(b)fluoranthene, Di-n-octyl Phthalate, bis(2-ethylhexyl)Phthalate, 3,3-Dichlorobenzidine, Chrysene, Benzo(a)Anthracene, Butylbenzylphthalate, Pyrene, Benzidine, Fluoranthene, Di-n-Butylphthalate, Triallate, Anthracene, Phenanthrene, Pentachlorophenol, Hexachlorobenzene, 4-Bromophenylphenylether, Azobenzene, N-nitrosodiphenylamine, 4,6-Dinitro-2-methylphenol, 4-Nitroaniline, Diethylphthalate, 4-Chlorophenylphenylether, Fluorene, 2,4-Dinitrotoluene, 4-Nitrophenol, Dibenzofuran, 2,4-Dinitrophenol, 3-Nitroaniline, Acenaphthene, 2,6-Dinitrotoluene, Acenaphthylene, Dimethyl Phthalate, 2-Nitroaniline, 2-Chloronaphthalene, 2,4,5-Trichlorophenol, 2,4,6-Trichlorophenol, Hexachlorocyclopentadiene, 4-Chloro-2-Methylphenol, 1-Methylnaphthalene, 2-Methylnaphthalene, 4-Chloro-3-Methylphenol, Hexachlorobutadiene, p-Chloroaniline, 4-Chlorophenol, Naphthalene, 1,2,4-Trichlorobenzene, 2,4-Dichlorophenol, bis(-2-Chloroethoxy)Methane, 2,4-Dimethylphenol, 2-Nitrophenol, Isophorone, Nitrobenzene, N-nitroso-Di-n-propylamine, Hexachloroethane, 4Methylphenol/3Methylphenol, 2-Methylphenol, bis(2-chloroisopropyl)Ether, Benzyl Alcohol, 1,2-Dichlorobenzene, 1,4-Dichlorobenzene, 1,3-Dichlorobenzene, 2-Chlorophenol, bis(-2-Chloroethyl)Ether, Phenol, Aniline, Pyridine, Carbazole, Benzoic Acid, o-Terphenyl, N-Nitrosodimethylamine}; | | | | |
| CmdQuantitate | BL2000\jheine | 12/29/2021 7:26:04 PM | Quantitate all compounds in all samples | | | ✓ | |

Audit Trail report

| Name | User | Time | Action | Reason | Comment | Succeed | Exception |
|-------------------------------|---------------|-----------------------|--|--------|---------|---------|-----------|
| CmdSetTargetCompoundAttribute | BL2000\jheine | 12/29/2021 7:31:04 PM | Set CurveFit = fitAverageOfResponseFactors for compound 4-Nitrophenol in all samples; previous value = fitQuadratic | | | ✓ | |
| CmdSetTargetCompoundAttribute | BL2000\jheine | 12/29/2021 7:31:07 PM | Set CurveFitOrigin = originIgnore for compound 4-Nitrophenol in all samples; previous value = originInclude | | | ✓ | |
| CmdSetTargetCompoundAttribute | BL2000\jheine | 12/29/2021 7:31:09 PM | Set CurveFitWeight = weightEqual for compound 4-Nitrophenol in all samples; previous value = weightOneOverX | | | ✓ | |
| CmdSetTargetCompoundAttribute | BL2000\jheine | 12/29/2021 7:31:21 PM | Set CurveFit = fitQuadratic for compound 4-Nitrophenol in all samples; previous value = fitQuadratic | | | ✓ | |
| CmdSetTargetCompoundAttribute | BL2000\jheine | 12/29/2021 7:31:25 PM | Set CurveFitOrigin = originInclude for compound 4-Nitrophenol in all samples; previous value = originInclude | | | ✓ | |
| CmdSetTargetCompoundAttribute | BL2000\jheine | 12/29/2021 7:31:28 PM | Set CurveFitWeight = weightOneOverX for compound 4-Nitrophenol in all samples; previous value = weightOneOverX | | | ✓ | |
| CmdSetTargetCompoundAttribute | BL2000\jheine | 12/29/2021 7:31:31 PM | Set CurveFitWeight = weightOneOverXSquared for compound 4-Nitrophenol in all samples; previous value = weightOneOverX | | | ✓ | |
| CmdSetTargetCompoundAttribute | BL2000\jheine | 12/29/2021 7:31:34 PM | Set CurveFitWeight = weightOneOverX for compound 4-Nitrophenol in all samples; previous value = weightOneOverX | | | ✓ | |
| CmdSetTargetCompoundAttribute | BL2000\jheine | 12/29/2021 7:31:37 PM | Set CurveFitWeight = weightEqual for compound 4-Nitrophenol in all samples; previous value = weightOneOverX | | | ✓ | |
| CmdQuantitate | BL2000\jheine | 12/29/2021 7:31:57 PM | Quantitate all compounds in all samples | | | ✓ | |
| CmdSetTargetCompoundAttribute | BL2000\jheine | 12/29/2021 7:32:50 PM | Set CurveFitWeight = weightOneOverXSquared for compound Diethylphthalate in all samples; previous value = weightOneOverX | | | ✓ | |
| CmdSetTargetCompoundAttribute | BL2000\jheine | 12/29/2021 7:32:54 PM | Set CurveFitWeight = weightEqual for compound Diethylphthalate in all samples; previous value = weightOneOverX | | | ✓ | |
| CmdQuantitate | BL2000\jheine | 12/29/2021 7:33:14 PM | Quantitate all compounds in all samples | | | ✓ | |
| CmdSetTargetCompoundAttribute | BL2000\jheine | 12/29/2021 7:33:23 PM | Set CurveFitOrigin = originIgnore for compound Diethylphthalate in all samples; previous value = originInclude | | | ✓ | |

Audit Trail report

| Name | User | Time | Action | Reason | Comment | Succeed | Exception |
|-------------------------------|---------------|-----------------------|--|--------|---------|---------|-----------|
| CmdQuantitate | BL2000\jheine | 12/29/2021 7:33:42 PM | Quantitate all compounds in all samples | | | ✓ | |
| CmdSetTargetCompoundAttribute | BL2000\jheine | 12/29/2021 7:33:52 PM | Set CurveFitWeight = weightOneOverX for compound Diethylphthalate in all samples; previous value = weightOneOverX | | | ✓ | |
| CmdSetTargetCompoundAttribute | BL2000\jheine | 12/29/2021 7:33:56 PM | Set CurveFitWeight = weightOneOverY for compound Diethylphthalate in all samples; previous value = weightOneOverX | | | ✓ | |
| CmdSetTargetCompoundAttribute | BL2000\jheine | 12/29/2021 7:34:00 PM | Set CurveFitWeight = weightOneOverYSquared for compound Diethylphthalate in all samples; previous value = weightOneOverX | | | ✓ | |
| CmdSetTargetCompoundAttribute | BL2000\jheine | 12/29/2021 7:34:05 PM | Set CurveFitWeight = weightOneOverX for compound Diethylphthalate in all samples; previous value = weightOneOverX | | | ✓ | |
| CmdSetTargetCompoundAttribute | BL2000\jheine | 12/29/2021 7:34:08 PM | Set CurveFitWeight = weightEqual for compound Diethylphthalate in all samples; previous value = weightOneOverX | | | ✓ | |
| CmdSetTargetCompoundAttribute | BL2000\jheine | 12/29/2021 7:34:12 PM | Set CurveFitOrigin = originInclude for compound Diethylphthalate in all samples; previous value = originInclude | | | ✓ | |
| CmdQuantitate | BL2000\jheine | 12/29/2021 7:34:32 PM | Quantitate all compounds in all samples | | | ✓ | |
| CmdSetTargetCompoundAttribute | BL2000\jheine | 12/29/2021 7:35:48 PM | Set CurveFit = fitAverageOfResponseFactors for compound N-nitrosodiphenylamine in all samples; previous value = fitQuadratic | | | ✓ | |
| CmdSetTargetCompoundAttribute | BL2000\jheine | 12/29/2021 7:35:51 PM | Set CurveFitOrigin = originIgnore for compound N-nitrosodiphenylamine in all samples; previous value = originInclude | | | ✓ | |
| CmdSetTargetCompoundAttribute | BL2000\jheine | 12/29/2021 7:35:53 PM | Set CurveFitWeight = weightEqual for compound N-nitrosodiphenylamine in all samples; previous value = weightOneOverX | | | ✓ | |
| CmdQuantitate | BL2000\jheine | 12/29/2021 7:36:12 PM | Quantitate all compounds in all samples | | | ✓ | |
| CmdSetTargetCompoundAttribute | BL2000\jheine | 12/29/2021 7:36:20 PM | Set CurveFitOrigin = originInclude for compound N-nitrosodiphenylamine in all samples; previous value = originInclude | | | ✓ | |
| CmdQuantitate | BL2000\jheine | 12/29/2021 7:36:42 PM | Quantitate all compounds in all samples | | | ✓ | |

Audit Trail report

| Name | User | Time | Action | Reason | Comment | Succeed | Exception |
|-------------------------------|---------------|-----------------------|--|--------|---------|---------|-----------|
| CmdSetTargetCompoundAttribute | BL2000\jheine | 12/29/2021 7:37:09 PM | Set CurveFit = fitQuadratic for compound N-nitrosodiphenylamine in all samples; previous value = fitQuadratic | | | ✓ | |
| CmdSetTargetCompoundAttribute | BL2000\jheine | 12/29/2021 7:37:15 PM | Set CurveFitWeight = weightOneOverXSquared for compound N-nitrosodiphenylamine in all samples; previous value = weightOneOverX | | | ✓ | |
| CmdSetTargetCompoundAttribute | BL2000\jheine | 12/29/2021 7:37:18 PM | Set CurveFitWeight = weightOneOverX for compound N-nitrosodiphenylamine in all samples; previous value = weightOneOverX | | | ✓ | |
| CmdSetTargetCompoundAttribute | BL2000\jheine | 12/29/2021 7:37:22 PM | Set CurveFitWeight = weightEqual for compound N-nitrosodiphenylamine in all samples; previous value = weightOneOverX | | | ✓ | |
| CmdQuantitate | BL2000\jheine | 12/29/2021 7:37:41 PM | Quantitate all compounds in all samples | | | ✓ | |
| CmdSetTargetCompoundAttribute | BL2000\jheine | 12/29/2021 7:37:52 PM | Set CurveFitWeight = weightOneOverX for compound N-nitrosodiphenylamine in all samples; previous value = weightOneOverX | | | ✓ | |
| CmdSetTargetCompoundAttribute | BL2000\jheine | 12/29/2021 7:37:57 PM | Set CurveFit = fitAverageOfResponseFactors for compound N-nitrosodiphenylamine in all samples; previous value = fitQuadratic | | | ✓ | |
| CmdSetTargetCompoundAttribute | BL2000\jheine | 12/29/2021 7:38:01 PM | Set CurveFitWeight = weightEqual for compound N-nitrosodiphenylamine in all samples; previous value = weightOneOverX | | | ✓ | |
| CmdQuantitate | BL2000\jheine | 12/29/2021 7:38:19 PM | Quantitate all compounds in all samples | | | ✓ | |
| CmdSetTargetCompoundAttribute | BL2000\jheine | 12/29/2021 7:39:05 PM | Set CurveFitWeight = weightEqual for compound Di-n-Butylphthalate in all samples; previous value = weightOneOverX | | | ✓ | |
| CmdQuantitate | BL2000\jheine | 12/29/2021 7:39:25 PM | Quantitate all compounds in all samples | | | ✓ | |
| CmdSetTargetCompoundAttribute | BL2000\jheine | 12/29/2021 7:39:54 PM | Set CurveFit = fitAverageOfResponseFactors for compound 2,4,6-Tribromophenol in all samples; previous value = fitQuadratic | | | ✓ | |
| CmdSetTargetCompoundAttribute | BL2000\jheine | 12/29/2021 7:39:59 PM | Set CurveFit = fitQuadratic for compound 2,4,6-Tribromophenol in all samples; previous value = fitQuadratic | | | ✓ | |
| CmdSetTargetCompoundAttribute | BL2000\jheine | 12/29/2021 7:40:02 PM | Set CurveFitWeight = weightOneOverXSquared for compound 2,4,6-Tribromophenol in all samples; previous value = weightOneOverX | | | ✓ | |

Audit Trail report

| Name | User | Time | Action | Reason | Comment | Succeed | Exception |
|-------------------------------|---------------|-----------------------|---|--------|---------|---------|-----------|
| CmdSetTargetCompoundAttribute | BL2000\jheine | 12/29/2021 7:40:04 PM | Set CurveFitWeight = weightEqual for compound 2,4,6-Tribromophenol in all samples; previous value = weightOneOverX | | | ✓ | |
| CmdQuantitate | BL2000\jheine | 12/29/2021 7:40:24 PM | Quantitate all compounds in all samples | | | ✓ | |
| CmdSetTargetCompoundAttribute | BL2000\jheine | 12/29/2021 7:40:55 PM | Set CurveFit = fitLinear for compound 2,4,6-Tribromophenol in all samples; previous value = fitQuadratic | | | ✓ | |
| CmdSetTargetCompoundAttribute | BL2000\jheine | 12/29/2021 7:41:00 PM | Set CurveFitWeight = weightOneOverX for compound 2,4,6-Tribromophenol in all samples; previous value = weightOneOverX | | | ✓ | |
| CmdSetTargetCompoundAttribute | BL2000\jheine | 12/29/2021 7:41:03 PM | Set CurveFitWeight = weightEqual for compound 2,4,6-Tribromophenol in all samples; previous value = weightOneOverX | | | ✓ | |
| CmdQuantitate | BL2000\jheine | 12/29/2021 7:41:24 PM | Quantitate all compounds in all samples | | | ✓ | |
| CmdSaveBatchTable | BL2000\jheine | 12/29/2021 7:43:16 PM | Save batch \\MASSHUNTER\Org\Data\SV5973N.I\sd122821\1 DOD bna\QuantResults\122821 bna 1 CAL.batch.bin | | | ✓ | |
| CmdImportSamplesFromWorklist | BL2000\jheine | 12/29/2021 7:46:11 PM | Add samples from worklist: \\MASSHUNTER\Org\Data\SV5973N.I\sd122821\1 DOD bna\Dec2824.D, \\MASSHUNTER\Org\Data\SV5973N.I\sd122821\1 DOD bna\Dec2823.D, \\MASSHUNTER\Org\Data\SV5973N.I\sd122821\1 DOD bna\Dec2822.D, \\MASSHUNTER\Org\Data\SV5973N.I\sd122821\1 DOD bna\Dec2821.D, \\MASSHUNTER\Org\Data\SV5973N.I\sd122821\1 DOD bna\Dec2820.D, \\MASSHUNTER\Org\Data\SV5973N.I\sd122821\1 DOD bna\Dec2819.D, \\MASSHUNTER\Org\Data\SV5973N.I\sd122821\1 DOD bna\Dec2818.D, \\MASSHUNTER\Org\Data\SV5973N.I\sd122821\1 DOD bna\Dec2817.D, \\MASSHUNTER\Org\Data\SV5973N.I\sd122821\1 DOD bna\Dec2816.D, \\MASSHUNTER\Org\Data\SV5973N.I\sd122821\1 DOD bna\Dec2815.D, \\MASSHUNTER\Org\Data\SV5973N.I\sd122821\1 DOD bna\Dec2814.D, \\MASSHUNTER\Org\Data\SV5973N.I\sd122821\1 DOD bna\Dec2813.D, \\MASSHUNTER\Org\Data\SV5973N.I\sd122821\1 DOD bna\Dec2812.D, \\MASSHUNTER\Org\Data\SV5973N.I\sd122821\1 DOD bna\Dec2811.D | | | ✓ | |

Audit Trail report

| Name | User | Time | Action | Reason | Comment | Succeed | Exception |
|--------------------------------------|---------------|-----------------------|---|--------|---------|---------|-----------|
| CmdRemoveSamples | BL2000\jheine | 12/29/2021 7:46:35 PM | Remove 13 sample(s): Remove Sample sample 28-Dec-21_TUNE_12, data file Dec2812.D ; Remove Sample sample 28-Dec-21_CCV_13, data file Dec2813.D ; Remove Sample sample 28-Dec-21_ISTBLK_14, data file Dec2814.D ; Remove Sample sample MB-162392, data file Dec2815.D ; Remove Sample sample LCS-162392, data file Dec2816.D ; Remove Sample sample LCSD-162392, data file Dec2817.D ; Remove Sample sample B21121605-001B, data file Dec2818.D ; Remove Sample sample B21121605-001BMS, data file Dec2819.D ; Remove Sample sample B21121605-002B, data file Dec2820.D ; Remove Sample sample B21121605-003B, data file Dec2821.D ; Remove Sample sample B21121606-001D, data file Dec2822.D ; Remove Sample sample B21121606-002D, data file Dec2823.D ; Remove Sample sample B21121606-003D, data file Dec2824.D ; | | | ✓ | |
| CmdQuantitate | BL2000\jheine | 12/29/2021 7:47:11 PM | Quantitate all compounds in all samples | | | ✓ | |
| CmdQuantitate | BL2000\jheine | 12/29/2021 7:47:44 PM | Quantitate all compounds in all samples | | | ✓ | |
| CmdStartMethodEditing | BL2000\jheine | 12/29/2021 7:48:03 PM | Start method editing | | | ✓ | |
| CmdImportMethodFromSample | BL2000\jheine | 12/29/2021 7:48:03 PM | Import method from sample Dec2811.D | | | ✓ | |
| CmdSetMethodTargetCompoundAttribute | BL2000\jheine | 12/29/2021 7:48:33 PM | No parameter change for PeakFilterThreshold | | | ✓ | |
| CmdSetMethodTargetCompoundAttribute | BL2000\jheine | 12/29/2021 7:48:33 PM | Set PeakFilterThresholdValue = 4956.77225000002 for compound N-Nitrosodimethylamine; previous value = 4012.78927170814 | | | ✓ | |
| CmdSetMethodTargetCompoundAttribute | BL2000\jheine | 12/29/2021 7:48:34 PM | No parameter change for ThresholdNumberOfPeaks | | | ✓ | |
| CmdSetMethodTargetQualifierAttribute | BL2000\jheine | 12/29/2021 7:48:34 PM | No parameter change for PeakFilterThreshold | | | ✓ | |
| CmdSetMethodTargetQualifierAttribute | BL2000\jheine | 12/29/2021 7:48:34 PM | Set PeakFilterThresholdValue = 9159.23152484087 for qualifier 42.0 of compound N-Nitrosodimethylamine; previous value = 6353.96087626328 | | | ✓ | |
| CmdSetMethodTargetQualifierAttribute | BL2000\jheine | 12/29/2021 7:48:35 PM | No parameter change for ThresholdNumberOfPeaks | | | ✓ | |
| CmdSetMethodTargetCompoundAttribute | BL2000\jheine | 12/29/2021 7:48:35 PM | No parameter change for PeakFilterThreshold | | | ✓ | |
| CmdSetMethodTargetCompoundAttribute | BL2000\jheine | 12/29/2021 7:48:36 PM | No parameter change for PeakFilterThresholdValue | | | ✓ | |
| CmdSetMethodTargetCompoundAttribute | BL2000\jheine | 12/29/2021 7:48:36 PM | No parameter change for ThresholdNumberOfPeaks | | | ✓ | |

Audit Trail report

| Name | User | Time | Action | Reason | Comment | Succeed | Exception |
|--------------------------------------|---------------|-----------------------|--|--------|---------|---------|-----------|
| CmdSetMethodTargetQualifierAttribute | BL2000\jheine | 12/29/2021 7:48:36 PM | No parameter change for PeakFilterThreshold | | | ✓ | |
| CmdSetMethodTargetQualifierAttribute | BL2000\jheine | 12/29/2021 7:48:36 PM | No parameter change for PeakFilterThresholdValue | | | ✓ | |
| CmdSetMethodTargetQualifierAttribute | BL2000\jheine | 12/29/2021 7:48:37 PM | No parameter change for ThresholdNumberOfPeaks | | | ✓ | |
| CmdSetMethodTargetQualifierAttribute | BL2000\jheine | 12/29/2021 7:48:37 PM | No parameter change for PeakFilterThreshold | | | ✓ | |
| CmdSetMethodTargetQualifierAttribute | BL2000\jheine | 12/29/2021 7:48:37 PM | No parameter change for PeakFilterThresholdValue | | | ✓ | |
| CmdSetMethodTargetQualifierAttribute | BL2000\jheine | 12/29/2021 7:48:38 PM | No parameter change for ThresholdNumberOfPeaks | | | ✓ | |
| CmdSetMethodTargetCompoundAttribute | BL2000\jheine | 12/29/2021 7:48:38 PM | No parameter change for PeakFilterThreshold | | | ✓ | |
| CmdSetMethodTargetCompoundAttribute | BL2000\jheine | 12/29/2021 7:48:39 PM | No parameter change for PeakFilterThresholdValue | | | ✓ | |
| CmdSetMethodTargetCompoundAttribute | BL2000\jheine | 12/29/2021 7:48:39 PM | No parameter change for ThresholdNumberOfPeaks | | | ✓ | |
| CmdSetMethodTargetQualifierAttribute | BL2000\jheine | 12/29/2021 7:48:39 PM | No parameter change for PeakFilterThreshold | | | ✓ | |
| CmdSetMethodTargetQualifierAttribute | BL2000\jheine | 12/29/2021 7:48:40 PM | No parameter change for PeakFilterThresholdValue | | | ✓ | |
| CmdSetMethodTargetQualifierAttribute | BL2000\jheine | 12/29/2021 7:48:40 PM | No parameter change for ThresholdNumberOfPeaks | | | ✓ | |
| CmdSetMethodTargetQualifierAttribute | BL2000\jheine | 12/29/2021 7:48:40 PM | No parameter change for PeakFilterThreshold | | | ✓ | |
| CmdSetMethodTargetQualifierAttribute | BL2000\jheine | 12/29/2021 7:48:41 PM | No parameter change for PeakFilterThresholdValue | | | ✓ | |
| CmdSetMethodTargetQualifierAttribute | BL2000\jheine | 12/29/2021 7:48:41 PM | No parameter change for ThresholdNumberOfPeaks | | | ✓ | |
| CmdSetMethodTargetCompoundAttribute | BL2000\jheine | 12/29/2021 7:48:41 PM | No parameter change for PeakFilterThreshold | | | ✓ | |
| CmdSetMethodTargetCompoundAttribute | BL2000\jheine | 12/29/2021 7:48:42 PM | No parameter change for PeakFilterThresholdValue | | | ✓ | |
| CmdSetMethodTargetCompoundAttribute | BL2000\jheine | 12/29/2021 7:48:42 PM | No parameter change for ThresholdNumberOfPeaks | | | ✓ | |
| CmdSetMethodTargetQualifierAttribute | BL2000\jheine | 12/29/2021 7:48:42 PM | No parameter change for PeakFilterThreshold | | | ✓ | |
| CmdSetMethodTargetQualifierAttribute | BL2000\jheine | 12/29/2021 7:48:43 PM | No parameter change for PeakFilterThresholdValue | | | ✓ | |
| CmdSetMethodTargetQualifierAttribute | BL2000\jheine | 12/29/2021 7:48:43 PM | No parameter change for ThresholdNumberOfPeaks | | | ✓ | |
| CmdSetMethodTargetQualifierAttribute | BL2000\jheine | 12/29/2021 7:48:43 PM | No parameter change for PeakFilterThreshold | | | ✓ | |
| CmdSetMethodTargetQualifierAttribute | BL2000\jheine | 12/29/2021 7:48:44 PM | No parameter change for PeakFilterThresholdValue | | | ✓ | |
| CmdSetMethodTargetQualifierAttribute | BL2000\jheine | 12/29/2021 7:48:44 PM | No parameter change for ThresholdNumberOfPeaks | | | ✓ | |

Audit Trail report

| Name | User | Time | Action | Reason | Comment | Succeed | Exception |
|--------------------------------------|---------------|-----------------------|--|--------|---------|---------|-----------|
| CmdSetMethodTargetCompoundAttribute | BL2000\jheine | 12/29/2021 7:48:44 PM | No parameter change for PeakFilterThreshold | | | ✓ | |
| CmdSetMethodTargetCompoundAttribute | BL2000\jheine | 12/29/2021 7:48:44 PM | No parameter change for PeakFilterThresholdValue | | | ✓ | |
| CmdSetMethodTargetCompoundAttribute | BL2000\jheine | 12/29/2021 7:48:44 PM | No parameter change for ThresholdNumberOfPeaks | | | ✓ | |
| CmdSetMethodTargetQualifierAttribute | BL2000\jheine | 12/29/2021 7:48:45 PM | No parameter change for PeakFilterThreshold | | | ✓ | |
| CmdSetMethodTargetQualifierAttribute | BL2000\jheine | 12/29/2021 7:48:45 PM | No parameter change for PeakFilterThresholdValue | | | ✓ | |
| CmdSetMethodTargetQualifierAttribute | BL2000\jheine | 12/29/2021 7:48:45 PM | No parameter change for ThresholdNumberOfPeaks | | | ✓ | |
| CmdSetMethodTargetQualifierAttribute | BL2000\jheine | 12/29/2021 7:48:46 PM | No parameter change for PeakFilterThreshold | | | ✓ | |
| CmdSetMethodTargetQualifierAttribute | BL2000\jheine | 12/29/2021 7:48:46 PM | No parameter change for PeakFilterThresholdValue | | | ✓ | |
| CmdSetMethodTargetQualifierAttribute | BL2000\jheine | 12/29/2021 7:48:46 PM | No parameter change for ThresholdNumberOfPeaks | | | ✓ | |
| CmdSetMethodTargetCompoundAttribute | BL2000\jheine | 12/29/2021 7:48:46 PM | No parameter change for PeakFilterThreshold | | | ✓ | |
| CmdSetMethodTargetCompoundAttribute | BL2000\jheine | 12/29/2021 7:48:47 PM | No parameter change for PeakFilterThresholdValue | | | ✓ | |
| CmdSetMethodTargetCompoundAttribute | BL2000\jheine | 12/29/2021 7:48:47 PM | No parameter change for ThresholdNumberOfPeaks | | | ✓ | |
| CmdSetMethodTargetQualifierAttribute | BL2000\jheine | 12/29/2021 7:48:47 PM | No parameter change for PeakFilterThreshold | | | ✓ | |
| CmdSetMethodTargetQualifierAttribute | BL2000\jheine | 12/29/2021 7:48:48 PM | No parameter change for PeakFilterThresholdValue | | | ✓ | |
| CmdSetMethodTargetQualifierAttribute | BL2000\jheine | 12/29/2021 7:48:48 PM | No parameter change for ThresholdNumberOfPeaks | | | ✓ | |
| CmdSetMethodTargetQualifierAttribute | BL2000\jheine | 12/29/2021 7:48:48 PM | No parameter change for PeakFilterThreshold | | | ✓ | |
| CmdSetMethodTargetQualifierAttribute | BL2000\jheine | 12/29/2021 7:48:49 PM | No parameter change for PeakFilterThresholdValue | | | ✓ | |
| CmdSetMethodTargetQualifierAttribute | BL2000\jheine | 12/29/2021 7:48:49 PM | No parameter change for ThresholdNumberOfPeaks | | | ✓ | |
| CmdSetMethodTargetCompoundAttribute | BL2000\jheine | 12/29/2021 7:48:49 PM | No parameter change for PeakFilterThreshold | | | ✓ | |
| CmdSetMethodTargetCompoundAttribute | BL2000\jheine | 12/29/2021 7:48:50 PM | No parameter change for PeakFilterThresholdValue | | | ✓ | |
| CmdSetMethodTargetCompoundAttribute | BL2000\jheine | 12/29/2021 7:48:50 PM | No parameter change for ThresholdNumberOfPeaks | | | ✓ | |
| CmdSetMethodTargetQualifierAttribute | BL2000\jheine | 12/29/2021 7:48:50 PM | No parameter change for PeakFilterThreshold | | | ✓ | |
| CmdSetMethodTargetQualifierAttribute | BL2000\jheine | 12/29/2021 7:48:51 PM | No parameter change for PeakFilterThresholdValue | | | ✓ | |
| CmdSetMethodTargetQualifierAttribute | BL2000\jheine | 12/29/2021 7:48:51 PM | No parameter change for ThresholdNumberOfPeaks | | | ✓ | |

Audit Trail report

| Name | User | Time | Action | Reason | Comment | Succeed | Exception |
|--------------------------------------|---------------|-----------------------|--|--------|---------|---------|-----------|
| CmdSetMethodTargetQualifierAttribute | BL2000\jheine | 12/29/2021 7:48:52 PM | No parameter change for PeakFilterThreshold | | | ✓ | |
| CmdSetMethodTargetQualifierAttribute | BL2000\jheine | 12/29/2021 7:48:52 PM | No parameter change for PeakFilterThresholdValue | | | ✓ | |
| CmdSetMethodTargetQualifierAttribute | BL2000\jheine | 12/29/2021 7:48:52 PM | No parameter change for ThresholdNumberOfPeaks | | | ✓ | |
| CmdSetMethodTargetCompoundAttribute | BL2000\jheine | 12/29/2021 7:48:53 PM | No parameter change for PeakFilterThreshold | | | ✓ | |
| CmdSetMethodTargetCompoundAttribute | BL2000\jheine | 12/29/2021 7:48:53 PM | No parameter change for PeakFilterThresholdValue | | | ✓ | |
| CmdSetMethodTargetCompoundAttribute | BL2000\jheine | 12/29/2021 7:48:53 PM | No parameter change for ThresholdNumberOfPeaks | | | ✓ | |
| CmdSetMethodTargetQualifierAttribute | BL2000\jheine | 12/29/2021 7:48:54 PM | No parameter change for PeakFilterThreshold | | | ✓ | |
| CmdSetMethodTargetQualifierAttribute | BL2000\jheine | 12/29/2021 7:48:54 PM | No parameter change for PeakFilterThresholdValue | | | ✓ | |
| CmdSetMethodTargetQualifierAttribute | BL2000\jheine | 12/29/2021 7:48:54 PM | No parameter change for ThresholdNumberOfPeaks | | | ✓ | |
| CmdSetMethodTargetQualifierAttribute | BL2000\jheine | 12/29/2021 7:48:55 PM | No parameter change for PeakFilterThreshold | | | ✓ | |
| CmdSetMethodTargetQualifierAttribute | BL2000\jheine | 12/29/2021 7:48:55 PM | No parameter change for PeakFilterThresholdValue | | | ✓ | |
| CmdSetMethodTargetQualifierAttribute | BL2000\jheine | 12/29/2021 7:48:55 PM | No parameter change for ThresholdNumberOfPeaks | | | ✓ | |
| CmdSetMethodTargetCompoundAttribute | BL2000\jheine | 12/29/2021 7:48:56 PM | No parameter change for PeakFilterThreshold | | | ✓ | |
| CmdSetMethodTargetCompoundAttribute | BL2000\jheine | 12/29/2021 7:48:56 PM | No parameter change for PeakFilterThresholdValue | | | ✓ | |
| CmdSetMethodTargetCompoundAttribute | BL2000\jheine | 12/29/2021 7:48:56 PM | No parameter change for ThresholdNumberOfPeaks | | | ✓ | |
| CmdSetMethodTargetQualifierAttribute | BL2000\jheine | 12/29/2021 7:48:57 PM | No parameter change for PeakFilterThreshold | | | ✓ | |
| CmdSetMethodTargetQualifierAttribute | BL2000\jheine | 12/29/2021 7:48:57 PM | No parameter change for PeakFilterThresholdValue | | | ✓ | |
| CmdSetMethodTargetQualifierAttribute | BL2000\jheine | 12/29/2021 7:48:57 PM | No parameter change for ThresholdNumberOfPeaks | | | ✓ | |
| CmdSetMethodTargetQualifierAttribute | BL2000\jheine | 12/29/2021 7:48:58 PM | No parameter change for PeakFilterThreshold | | | ✓ | |
| CmdSetMethodTargetQualifierAttribute | BL2000\jheine | 12/29/2021 7:48:58 PM | No parameter change for PeakFilterThresholdValue | | | ✓ | |
| CmdSetMethodTargetQualifierAttribute | BL2000\jheine | 12/29/2021 7:48:58 PM | No parameter change for ThresholdNumberOfPeaks | | | ✓ | |
| CmdSetMethodTargetCompoundAttribute | BL2000\jheine | 12/29/2021 7:48:58 PM | No parameter change for PeakFilterThreshold | | | ✓ | |
| CmdSetMethodTargetCompoundAttribute | BL2000\jheine | 12/29/2021 7:48:59 PM | No parameter change for PeakFilterThresholdValue | | | ✓ | |
| CmdSetMethodTargetCompoundAttribute | BL2000\jheine | 12/29/2021 7:48:59 PM | No parameter change for ThresholdNumberOfPeaks | | | ✓ | |

Audit Trail report

| Name | User | Time | Action | Reason | Comment | Succeed | Exception |
|--------------------------------------|---------------|-----------------------|---|--------|---------|---------|-----------|
| CmdSetMethodTargetQualifierAttribute | BL2000\jheine | 12/29/2021 7:48:59 PM | No parameter change for PeakFilterThreshold | | | ✓ | |
| CmdSetMethodTargetQualifierAttribute | BL2000\jheine | 12/29/2021 7:49:00 PM | No parameter change for PeakFilterThresholdValue | | | ✓ | |
| CmdSetMethodTargetQualifierAttribute | BL2000\jheine | 12/29/2021 7:49:00 PM | No parameter change for ThresholdNumberOfPeaks | | | ✓ | |
| CmdSetMethodTargetQualifierAttribute | BL2000\jheine | 12/29/2021 7:49:01 PM | No parameter change for PeakFilterThreshold | | | ✓ | |
| CmdSetMethodTargetQualifierAttribute | BL2000\jheine | 12/29/2021 7:49:01 PM | No parameter change for PeakFilterThresholdValue | | | ✓ | |
| CmdSetMethodTargetQualifierAttribute | BL2000\jheine | 12/29/2021 7:49:01 PM | No parameter change for ThresholdNumberOfPeaks | | | ✓ | |
| CmdSetMethodTargetCompoundAttribute | BL2000\jheine | 12/29/2021 7:49:01 PM | No parameter change for PeakFilterThreshold | | | ✓ | |
| CmdSetMethodTargetCompoundAttribute | BL2000\jheine | 12/29/2021 7:49:02 PM | No parameter change for PeakFilterThresholdValue | | | ✓ | |
| CmdSetMethodTargetCompoundAttribute | BL2000\jheine | 12/29/2021 7:49:02 PM | No parameter change for ThresholdNumberOfPeaks | | | ✓ | |
| CmdSetMethodTargetQualifierAttribute | BL2000\jheine | 12/29/2021 7:49:03 PM | No parameter change for PeakFilterThreshold | | | ✓ | |
| CmdSetMethodTargetQualifierAttribute | BL2000\jheine | 12/29/2021 7:49:03 PM | No parameter change for PeakFilterThresholdValue | | | ✓ | |
| CmdSetMethodTargetQualifierAttribute | BL2000\jheine | 12/29/2021 7:49:03 PM | No parameter change for ThresholdNumberOfPeaks | | | ✓ | |
| CmdSetMethodTargetQualifierAttribute | BL2000\jheine | 12/29/2021 7:49:04 PM | No parameter change for PeakFilterThreshold | | | ✓ | |
| CmdSetMethodTargetQualifierAttribute | BL2000\jheine | 12/29/2021 7:49:04 PM | No parameter change for PeakFilterThresholdValue | | | ✓ | |
| CmdSetMethodTargetQualifierAttribute | BL2000\jheine | 12/29/2021 7:49:04 PM | No parameter change for ThresholdNumberOfPeaks | | | ✓ | |
| CmdSetMethodTargetCompoundAttribute | BL2000\jheine | 12/29/2021 7:49:05 PM | No parameter change for PeakFilterThreshold | | | ✓ | |
| CmdSetMethodTargetCompoundAttribute | BL2000\jheine | 12/29/2021 7:49:05 PM | Set PeakFilterThresholdValue = 23084.1874999994 for compound Benzo(j)fluoranthene; previous value = 41448.7115000004 | | | ✓ | |
| CmdSetMethodTargetCompoundAttribute | BL2000\jheine | 12/29/2021 7:49:06 PM | No parameter change for ThresholdNumberOfPeaks | | | ✓ | |
| CmdSetMethodTargetQualifierAttribute | BL2000\jheine | 12/29/2021 7:49:06 PM | No parameter change for PeakFilterThreshold | | | ✓ | |
| CmdSetMethodTargetQualifierAttribute | BL2000\jheine | 12/29/2021 7:49:06 PM | Set PeakFilterThresholdValue = 5062.67282658504 for qualifier 253.0 of compound Benzo(j)fluoranthene; previous value = 10451.5865136171 | | | ✓ | |
| CmdSetMethodTargetQualifierAttribute | BL2000\jheine | 12/29/2021 7:49:07 PM | No parameter change for ThresholdNumberOfPeaks | | | ✓ | |
| CmdSetMethodTargetCompoundAttribute | BL2000\jheine | 12/29/2021 7:49:07 PM | No parameter change for PeakFilterThreshold | | | ✓ | |

Audit Trail report

| Name | User | Time | Action | Reason | Comment | Succeed | Exception |
|--------------------------------------|---------------|-----------------------|--|--------|---------|---------|-----------|
| CmdSetMethodTargetCompoundAttribute | BL2000\jheine | 12/29/2021 7:49:07 PM | Set PeakFilterThresholdValue = 23463.0270000011 for compound o-Terphenyl; previous value = 22599.8565000005 | | | ✓ | |
| CmdSetMethodTargetCompoundAttribute | BL2000\jheine | 12/29/2021 7:49:08 PM | No parameter change for ThresholdNumberOfPeaks | | | ✓ | |
| CmdSetMethodTargetQualifierAttribute | BL2000\jheine | 12/29/2021 7:49:08 PM | No parameter change for PeakFilterThreshold | | | ✓ | |
| CmdSetMethodTargetQualifierAttribute | BL2000\jheine | 12/29/2021 7:49:08 PM | Set PeakFilterThresholdValue = 15873.9088507358 for qualifier 229.0 of compound o-Terphenyl; previous value = 15021.6977956247 | | | ✓ | |
| CmdSetMethodTargetQualifierAttribute | BL2000\jheine | 12/29/2021 7:49:09 PM | No parameter change for ThresholdNumberOfPeaks | | | ✓ | |
| CmdSetMethodTargetQualifierAttribute | BL2000\jheine | 12/29/2021 7:49:09 PM | No parameter change for PeakFilterThreshold | | | ✓ | |
| CmdSetMethodTargetQualifierAttribute | BL2000\jheine | 12/29/2021 7:49:09 PM | Set PeakFilterThresholdValue = 8968.48129839532 for qualifier 215.0 of compound o-Terphenyl; previous value = 8644.90152092289 | | | ✓ | |
| CmdSetMethodTargetQualifierAttribute | BL2000\jheine | 12/29/2021 7:49:10 PM | No parameter change for ThresholdNumberOfPeaks | | | ✓ | |
| CmdSetMethodTargetCompoundAttribute | BL2000\jheine | 12/29/2021 7:49:10 PM | No parameter change for PeakFilterThreshold | | | ✓ | |
| CmdSetMethodTargetCompoundAttribute | BL2000\jheine | 12/29/2021 7:49:10 PM | No parameter change for PeakFilterThresholdValue | | | ✓ | |
| CmdSetMethodTargetCompoundAttribute | BL2000\jheine | 12/29/2021 7:49:11 PM | No parameter change for ThresholdNumberOfPeaks | | | ✓ | |
| CmdSetMethodTargetQualifierAttribute | BL2000\jheine | 12/29/2021 7:49:11 PM | No parameter change for PeakFilterThreshold | | | ✓ | |
| CmdSetMethodTargetQualifierAttribute | BL2000\jheine | 12/29/2021 7:49:11 PM | No parameter change for PeakFilterThresholdValue | | | ✓ | |
| CmdSetMethodTargetQualifierAttribute | BL2000\jheine | 12/29/2021 7:49:12 PM | No parameter change for ThresholdNumberOfPeaks | | | ✓ | |
| CmdSetMethodTargetQualifierAttribute | BL2000\jheine | 12/29/2021 7:49:12 PM | No parameter change for PeakFilterThreshold | | | ✓ | |
| CmdSetMethodTargetQualifierAttribute | BL2000\jheine | 12/29/2021 7:49:12 PM | No parameter change for PeakFilterThresholdValue | | | ✓ | |
| CmdSetMethodTargetQualifierAttribute | BL2000\jheine | 12/29/2021 7:49:13 PM | No parameter change for ThresholdNumberOfPeaks | | | ✓ | |
| CmdSetMethodTargetCompoundAttribute | BL2000\jheine | 12/29/2021 7:49:13 PM | No parameter change for PeakFilterThreshold | | | ✓ | |
| CmdSetMethodTargetCompoundAttribute | BL2000\jheine | 12/29/2021 7:49:13 PM | Set PeakFilterThresholdValue = 4949.89492808098 for compound Benzoic Acid; previous value = 3979.31215481927 | | | ✓ | |
| CmdSetMethodTargetCompoundAttribute | BL2000\jheine | 12/29/2021 7:49:13 PM | No parameter change for ThresholdNumberOfPeaks | | | ✓ | |
| CmdSetMethodTargetQualifierAttribute | BL2000\jheine | 12/29/2021 7:49:14 PM | No parameter change for PeakFilterThreshold | | | ✓ | |

Audit Trail report

| Name | User | Time | Action | Reason | Comment | Succeed | Exception |
|--------------------------------------|---------------|-----------------------|--|--------|---------|---------|-----------|
| CmdSetMethodTargetQualifierAttribute | BL2000\jheine | 12/29/2021 7:49:14 PM | Set PeakFilterThresholdValue = 4323.8268834638 for qualifier 122.0 of compound Benzoic Acid; previous value = 3409.24601289522 | | | ✓ | |
| CmdSetMethodTargetQualifierAttribute | BL2000\jheine | 12/29/2021 7:49:14 PM | No parameter change for ThresholdNumberOfPeaks | | | ✓ | |
| CmdSetMethodTargetQualifierAttribute | BL2000\jheine | 12/29/2021 7:49:15 PM | No parameter change for PeakFilterThreshold | | | ✓ | |
| CmdSetMethodTargetQualifierAttribute | BL2000\jheine | 12/29/2021 7:49:15 PM | Set PeakFilterThresholdValue = 3618.14342066167 for qualifier 77.0 of compound Benzoic Acid; previous value = 3074.30246410386 | | | ✓ | |
| CmdSetMethodTargetQualifierAttribute | BL2000\jheine | 12/29/2021 7:49:15 PM | No parameter change for ThresholdNumberOfPeaks | | | ✓ | |
| CmdSetMethodTargetCompoundAttribute | BL2000\jheine | 12/29/2021 7:49:15 PM | No parameter change for PeakFilterThreshold | | | ✓ | |
| CmdSetMethodTargetCompoundAttribute | BL2000\jheine | 12/29/2021 7:49:15 PM | Set PeakFilterThresholdValue = 43138.4617499999 for compound Carbazole; previous value = 38890.1130000005 | | | ✓ | |
| CmdSetMethodTargetCompoundAttribute | BL2000\jheine | 12/29/2021 7:49:16 PM | No parameter change for ThresholdNumberOfPeaks | | | ✓ | |
| CmdSetMethodTargetQualifierAttribute | BL2000\jheine | 12/29/2021 7:49:16 PM | No parameter change for PeakFilterThreshold | | | ✓ | |
| CmdSetMethodTargetQualifierAttribute | BL2000\jheine | 12/29/2021 7:49:16 PM | Set PeakFilterThresholdValue = 5616.00176220402 for qualifier 139.0 of compound Carbazole; previous value = 5198.83514428908 | | | ✓ | |
| CmdSetMethodTargetQualifierAttribute | BL2000\jheine | 12/29/2021 7:49:16 PM | No parameter change for ThresholdNumberOfPeaks | | | ✓ | |
| CmdSetMethodTargetCompoundAttribute | BL2000\jheine | 12/29/2021 7:49:16 PM | No parameter change for PeakFilterThreshold | | | ✓ | |
| CmdSetMethodTargetCompoundAttribute | BL2000\jheine | 12/29/2021 7:49:17 PM | Set PeakFilterThresholdValue = 21240.1222499997 for compound Quinoline; previous value = 41947.8615576922 | | | ✓ | |
| CmdSetMethodTargetCompoundAttribute | BL2000\jheine | 12/29/2021 7:49:17 PM | No parameter change for ThresholdNumberOfPeaks | | | ✓ | |
| CmdSetMethodTargetQualifierAttribute | BL2000\jheine | 12/29/2021 7:49:17 PM | No parameter change for PeakFilterThreshold | | | ✓ | |
| CmdSetMethodTargetQualifierAttribute | BL2000\jheine | 12/29/2021 7:49:18 PM | Set PeakFilterThresholdValue = 5581.23826592272 for qualifier 102.0 of compound Quinoline; previous value = 10775.2435226223 | | | ✓ | |
| CmdSetMethodTargetQualifierAttribute | BL2000\jheine | 12/29/2021 7:49:18 PM | No parameter change for ThresholdNumberOfPeaks | | | ✓ | |
| CmdSetMethodTargetCompoundAttribute | BL2000\jheine | 12/29/2021 7:49:18 PM | No parameter change for PeakFilterThreshold | | | ✓ | |

Audit Trail report

| Name | User | Time | Action | Reason | Comment | Succeed | Exception |
|--------------------------------------|---------------|-----------------------|--|--------|---------|---------|-----------|
| CmdSetMethodTargetCompoundAttribute | BL2000\jheine | 12/29/2021 7:49:19 PM | Set PeakFilterThresholdValue = 34974.3342499996 for compound Indene; previous value = 67207.0267499995 | | | ✓ | |
| CmdSetMethodTargetCompoundAttribute | BL2000\jheine | 12/29/2021 7:49:19 PM | No parameter change for ThresholdNumberOfPeaks | | | ✓ | |
| CmdSetMethodTargetQualifierAttribute | BL2000\jheine | 12/29/2021 7:49:19 PM | No parameter change for PeakFilterThreshold | | | ✓ | |
| CmdSetMethodTargetQualifierAttribute | BL2000\jheine | 12/29/2021 7:49:20 PM | Set PeakFilterThresholdValue = 36155.5137215194 for qualifier 115.0 of compound Indene; previous value = 70065.1073119192 | | | ✓ | |
| CmdSetMethodTargetQualifierAttribute | BL2000\jheine | 12/29/2021 7:49:20 PM | No parameter change for ThresholdNumberOfPeaks | | | ✓ | |
| CmdSetMethodTargetCompoundAttribute | BL2000\jheine | 12/29/2021 7:49:20 PM | No parameter change for PeakFilterThreshold | | | ✓ | |
| CmdSetMethodTargetCompoundAttribute | BL2000\jheine | 12/29/2021 7:49:21 PM | Set PeakFilterThresholdValue = 23772.2337499999 for compound 6-Methylchrysene; previous value = 84936.1324999998 | | | ✓ | |
| CmdSetMethodTargetCompoundAttribute | BL2000\jheine | 12/29/2021 7:49:21 PM | No parameter change for ThresholdNumberOfPeaks | | | ✓ | |
| CmdSetMethodTargetQualifierAttribute | BL2000\jheine | 12/29/2021 7:49:22 PM | No parameter change for PeakFilterThreshold | | | ✓ | |
| CmdSetMethodTargetQualifierAttribute | BL2000\jheine | 12/29/2021 7:49:22 PM | Set PeakFilterThresholdValue = 4780.98250200202 for qualifier 243.0 of compound 6-Methylchrysene; previous value = 17580.708797255 | | | ✓ | |
| CmdSetMethodTargetQualifierAttribute | BL2000\jheine | 12/29/2021 7:49:22 PM | No parameter change for ThresholdNumberOfPeaks | | | ✓ | |
| CmdSetMethodTargetCompoundAttribute | BL2000\jheine | 12/29/2021 7:49:23 PM | No parameter change for PeakFilterThreshold | | | ✓ | |
| CmdSetMethodTargetCompoundAttribute | BL2000\jheine | 12/29/2021 7:49:23 PM | Set PeakFilterThresholdValue = 11973.2189999999 for compound Thiophenol; previous value = 24335.4564999998 | | | ✓ | |
| CmdSetMethodTargetCompoundAttribute | BL2000\jheine | 12/29/2021 7:49:23 PM | No parameter change for ThresholdNumberOfPeaks | | | ✓ | |
| CmdSetMethodTargetQualifierAttribute | BL2000\jheine | 12/29/2021 7:49:23 PM | No parameter change for PeakFilterThreshold | | | ✓ | |
| CmdSetMethodTargetQualifierAttribute | BL2000\jheine | 12/29/2021 7:49:24 PM | Set PeakFilterThresholdValue = 3037.1066913987 for qualifier 109.0 of compound Thiophenol; previous value = 5955.74535840753 | | | ✓ | |
| CmdSetMethodTargetQualifierAttribute | BL2000\jheine | 12/29/2021 7:49:24 PM | No parameter change for ThresholdNumberOfPeaks | | | ✓ | |
| CmdSetMethodTargetCompoundAttribute | BL2000\jheine | 12/29/2021 7:49:25 PM | No parameter change for PeakFilterThreshold | | | ✓ | |

Audit Trail report

| Name | User | Time | Action | Reason | Comment | Succeed | Exception |
|--------------------------------------|---------------|-----------------------|--|--------|---------|---------|-----------|
| CmdSetMethodTargetCompoundAttribute | BL2000\jheine | 12/29/2021 7:49:25 PM | Set PeakFilterThresholdValue = 10207.1292500003 for compound Dibenz(a,h)acridine; previous value = 63091.6609999997 | | | ✓ | |
| CmdSetMethodTargetCompoundAttribute | BL2000\jheine | 12/29/2021 7:49:25 PM | No parameter change for ThresholdNumberOfPeaks | | | ✓ | |
| CmdSetMethodTargetQualifierAttribute | BL2000\jheine | 12/29/2021 7:49:25 PM | No parameter change for PeakFilterThreshold | | | ✓ | |
| CmdSetMethodTargetQualifierAttribute | BL2000\jheine | 12/29/2021 7:49:26 PM | Set PeakFilterThresholdValue = 3398.46117074335 for qualifier 139.0 of compound Dibenz(a,h)acridine; previous value = 12018.5740078565 | | | ✓ | |
| CmdSetMethodTargetQualifierAttribute | BL2000\jheine | 12/29/2021 7:49:26 PM | No parameter change for ThresholdNumberOfPeaks | | | ✓ | |
| CmdSetMethodTargetCompoundAttribute | BL2000\jheine | 12/29/2021 7:49:26 PM | No parameter change for PeakFilterThreshold | | | ✓ | |
| CmdSetMethodTargetCompoundAttribute | BL2000\jheine | 12/29/2021 7:49:27 PM | Set PeakFilterThresholdValue = 11118.365165636 for compound Pyridine; previous value = 12353.2060378049 | | | ✓ | |
| CmdSetMethodTargetCompoundAttribute | BL2000\jheine | 12/29/2021 7:49:27 PM | No parameter change for ThresholdNumberOfPeaks | | | ✓ | |
| CmdSetMethodTargetQualifierAttribute | BL2000\jheine | 12/29/2021 7:49:27 PM | No parameter change for PeakFilterThreshold | | | ✓ | |
| CmdSetMethodTargetQualifierAttribute | BL2000\jheine | 12/29/2021 7:49:27 PM | Set PeakFilterThresholdValue = 15094.681808254 for qualifier 52.0 of compound Pyridine; previous value = 15724.2026728011 | | | ✓ | |
| CmdSetMethodTargetQualifierAttribute | BL2000\jheine | 12/29/2021 7:49:28 PM | No parameter change for ThresholdNumberOfPeaks | | | ✓ | |
| CmdSetMethodTargetCompoundAttribute | BL2000\jheine | 12/29/2021 7:49:28 PM | No parameter change for PeakFilterThreshold | | | ✓ | |
| CmdSetMethodTargetCompoundAttribute | BL2000\jheine | 12/29/2021 7:49:28 PM | No parameter change for PeakFilterThresholdValue | | | ✓ | |
| CmdSetMethodTargetCompoundAttribute | BL2000\jheine | 12/29/2021 7:49:28 PM | No parameter change for ThresholdNumberOfPeaks | | | ✓ | |
| CmdSetMethodTargetQualifierAttribute | BL2000\jheine | 12/29/2021 7:49:28 PM | No parameter change for PeakFilterThreshold | | | ✓ | |
| CmdSetMethodTargetQualifierAttribute | BL2000\jheine | 12/29/2021 7:49:29 PM | No parameter change for PeakFilterThresholdValue | | | ✓ | |
| CmdSetMethodTargetQualifierAttribute | BL2000\jheine | 12/29/2021 7:49:29 PM | No parameter change for ThresholdNumberOfPeaks | | | ✓ | |
| CmdSetMethodTargetCompoundAttribute | BL2000\jheine | 12/29/2021 7:49:29 PM | No parameter change for PeakFilterThreshold | | | ✓ | |
| CmdSetMethodTargetCompoundAttribute | BL2000\jheine | 12/29/2021 7:49:29 PM | No parameter change for PeakFilterThresholdValue | | | ✓ | |
| CmdSetMethodTargetCompoundAttribute | BL2000\jheine | 12/29/2021 7:49:30 PM | No parameter change for ThresholdNumberOfPeaks | | | ✓ | |
| CmdSetMethodTargetQualifierAttribute | BL2000\jheine | 12/29/2021 7:49:30 PM | No parameter change for PeakFilterThreshold | | | ✓ | |

Audit Trail report

| Name | User | Time | Action | Reason | Comment | Succeed | Exception |
|--------------------------------------|---------------|-----------------------|--|--------|---------|---------|-----------|
| CmdSetMethodTargetQualifierAttribute | BL2000\jheine | 12/29/2021 7:49:30 PM | No parameter change for PeakFilterThresholdValue | | | ✓ | |
| CmdSetMethodTargetQualifierAttribute | BL2000\jheine | 12/29/2021 7:49:31 PM | No parameter change for ThresholdNumberOfPeaks | | | ✓ | |
| CmdSetMethodTargetCompoundAttribute | BL2000\jheine | 12/29/2021 7:49:31 PM | No parameter change for PeakFilterThreshold | | | ✓ | |
| CmdSetMethodTargetCompoundAttribute | BL2000\jheine | 12/29/2021 7:49:31 PM | No parameter change for PeakFilterThresholdValue | | | ✓ | |
| CmdSetMethodTargetCompoundAttribute | BL2000\jheine | 12/29/2021 7:49:31 PM | No parameter change for ThresholdNumberOfPeaks | | | ✓ | |
| CmdSetMethodTargetQualifierAttribute | BL2000\jheine | 12/29/2021 7:49:32 PM | No parameter change for PeakFilterThreshold | | | ✓ | |
| CmdSetMethodTargetQualifierAttribute | BL2000\jheine | 12/29/2021 7:49:32 PM | No parameter change for PeakFilterThresholdValue | | | ✓ | |
| CmdSetMethodTargetQualifierAttribute | BL2000\jheine | 12/29/2021 7:49:32 PM | No parameter change for ThresholdNumberOfPeaks | | | ✓ | |
| CmdSetMethodTargetQualifierAttribute | BL2000\jheine | 12/29/2021 7:49:33 PM | No parameter change for PeakFilterThreshold | | | ✓ | |
| CmdSetMethodTargetQualifierAttribute | BL2000\jheine | 12/29/2021 7:49:33 PM | No parameter change for PeakFilterThresholdValue | | | ✓ | |
| CmdSetMethodTargetQualifierAttribute | BL2000\jheine | 12/29/2021 7:49:34 PM | No parameter change for ThresholdNumberOfPeaks | | | ✓ | |
| CmdSetMethodTargetCompoundAttribute | BL2000\jheine | 12/29/2021 7:49:34 PM | No parameter change for PeakFilterThreshold | | | ✓ | |
| CmdSetMethodTargetCompoundAttribute | BL2000\jheine | 12/29/2021 7:49:34 PM | No parameter change for PeakFilterThresholdValue | | | ✓ | |
| CmdSetMethodTargetCompoundAttribute | BL2000\jheine | 12/29/2021 7:49:35 PM | No parameter change for ThresholdNumberOfPeaks | | | ✓ | |
| CmdSetMethodTargetQualifierAttribute | BL2000\jheine | 12/29/2021 7:49:35 PM | No parameter change for PeakFilterThreshold | | | ✓ | |
| CmdSetMethodTargetQualifierAttribute | BL2000\jheine | 12/29/2021 7:49:35 PM | No parameter change for PeakFilterThresholdValue | | | ✓ | |
| CmdSetMethodTargetQualifierAttribute | BL2000\jheine | 12/29/2021 7:49:36 PM | No parameter change for ThresholdNumberOfPeaks | | | ✓ | |
| CmdSetMethodTargetCompoundAttribute | BL2000\jheine | 12/29/2021 7:49:36 PM | No parameter change for PeakFilterThreshold | | | ✓ | |
| CmdSetMethodTargetCompoundAttribute | BL2000\jheine | 12/29/2021 7:49:36 PM | No parameter change for PeakFilterThresholdValue | | | ✓ | |
| CmdSetMethodTargetCompoundAttribute | BL2000\jheine | 12/29/2021 7:49:37 PM | No parameter change for ThresholdNumberOfPeaks | | | ✓ | |
| CmdSetMethodTargetQualifierAttribute | BL2000\jheine | 12/29/2021 7:49:37 PM | No parameter change for PeakFilterThreshold | | | ✓ | |
| CmdSetMethodTargetQualifierAttribute | BL2000\jheine | 12/29/2021 7:49:37 PM | No parameter change for PeakFilterThresholdValue | | | ✓ | |
| CmdSetMethodTargetQualifierAttribute | BL2000\jheine | 12/29/2021 7:49:38 PM | No parameter change for ThresholdNumberOfPeaks | | | ✓ | |
| CmdSetMethodTargetCompoundAttribute | BL2000\jheine | 12/29/2021 7:49:38 PM | No parameter change for PeakFilterThreshold | | | ✓ | |

Audit Trail report

| Name | User | Time | Action | Reason | Comment | Succeed | Exception |
|--------------------------------------|---------------|-----------------------|---|--------|---------|---------|-----------|
| CmdSetMethodTargetCompoundAttribute | BL2000\jheine | 12/29/2021 7:49:38 PM | Set PeakFilterThresholdValue = 25702.878351246 for compound Aniline; previous value = 23761.2319224764 | | | ✓ | |
| CmdSetMethodTargetCompoundAttribute | BL2000\jheine | 12/29/2021 7:49:38 PM | No parameter change for ThresholdNumberOfPeaks | | | ✓ | |
| CmdSetMethodTargetQualifierAttribute | BL2000\jheine | 12/29/2021 7:49:39 PM | No parameter change for PeakFilterThreshold | | | ✓ | |
| CmdSetMethodTargetQualifierAttribute | BL2000\jheine | 12/29/2021 7:49:39 PM | Set PeakFilterThresholdValue = 10686.4980583148 for qualifier 66.0 of compound Aniline; previous value = 15640.3400856806 | | | ✓ | |
| CmdSetMethodTargetQualifierAttribute | BL2000\jheine | 12/29/2021 7:49:39 PM | No parameter change for ThresholdNumberOfPeaks | | | ✓ | |
| CmdSetMethodTargetQualifierAttribute | BL2000\jheine | 12/29/2021 7:49:39 PM | No parameter change for PeakFilterThreshold | | | ✓ | |
| CmdSetMethodTargetQualifierAttribute | BL2000\jheine | 12/29/2021 7:49:40 PM | Set PeakFilterThresholdValue = 5940.6057204255 for qualifier 65.0 of compound Aniline; previous value = 9390.18659441867 | | | ✓ | |
| CmdSetMethodTargetQualifierAttribute | BL2000\jheine | 12/29/2021 7:49:40 PM | No parameter change for ThresholdNumberOfPeaks | | | ✓ | |
| CmdSetMethodTargetCompoundAttribute | BL2000\jheine | 12/29/2021 7:49:40 PM | No parameter change for PeakFilterThreshold | | | ✓ | |
| CmdSetMethodTargetCompoundAttribute | BL2000\jheine | 12/29/2021 7:49:41 PM | Set PeakFilterThresholdValue = 16089.5567499998 for compound Phenol; previous value = 16094.2482500002 | | | ✓ | |
| CmdSetMethodTargetCompoundAttribute | BL2000\jheine | 12/29/2021 7:49:41 PM | No parameter change for ThresholdNumberOfPeaks | | | ✓ | |
| CmdSetMethodTargetQualifierAttribute | BL2000\jheine | 12/29/2021 7:49:41 PM | No parameter change for PeakFilterThreshold | | | ✓ | |
| CmdSetMethodTargetQualifierAttribute | BL2000\jheine | 12/29/2021 7:49:42 PM | Set PeakFilterThresholdValue = 6569.32399308557 for qualifier 66.0 of compound Phenol; previous value = 19056.9727998862 | | | ✓ | |
| CmdSetMethodTargetQualifierAttribute | BL2000\jheine | 12/29/2021 7:49:42 PM | No parameter change for ThresholdNumberOfPeaks | | | ✓ | |
| CmdSetMethodTargetCompoundAttribute | BL2000\jheine | 12/29/2021 7:49:42 PM | No parameter change for PeakFilterThreshold | | | ✓ | |
| CmdSetMethodTargetCompoundAttribute | BL2000\jheine | 12/29/2021 7:49:43 PM | Set PeakFilterThresholdValue = 16234.2919519975 for compound bis(-2-Chloroethyl)Ether; previous value = 12796.0465777971 | | | ✓ | |
| CmdSetMethodTargetCompoundAttribute | BL2000\jheine | 12/29/2021 7:49:43 PM | No parameter change for ThresholdNumberOfPeaks | | | ✓ | |
| CmdSetMethodTargetQualifierAttribute | BL2000\jheine | 12/29/2021 7:49:43 PM | No parameter change for PeakFilterThreshold | | | ✓ | |

Audit Trail report

| Name | User | Time | Action | Reason | Comment | Succeed | Exception |
|--------------------------------------|---------------|-----------------------|---|--------|---------|---------|-----------|
| CmdSetMethodTargetQualifierAttribute | BL2000\jheine | 12/29/2021 7:49:43 PM | Set PeakFilterThresholdValue = 449.58355924452 for qualifier 64.0 of compound bis(-2-Chloroethyl)Ether; previous value = 448.324053709157 | | | ✓ | |
| CmdSetMethodTargetQualifierAttribute | BL2000\jheine | 12/29/2021 7:49:44 PM | No parameter change for ThresholdNumberOfPeaks | | | ✓ | |
| CmdSetMethodTargetCompoundAttribute | BL2000\jheine | 12/29/2021 7:49:44 PM | No parameter change for PeakFilterThreshold | | | ✓ | |
| CmdSetMethodTargetCompoundAttribute | BL2000\jheine | 12/29/2021 7:49:44 PM | Set PeakFilterThresholdValue = 12899.314666615 for compound 2-Chlorophenol; previous value = 13773.8721601085 | | | ✓ | |
| CmdSetMethodTargetCompoundAttribute | BL2000\jheine | 12/29/2021 7:49:44 PM | No parameter change for ThresholdNumberOfPeaks | | | ✓ | |
| CmdSetMethodTargetQualifierAttribute | BL2000\jheine | 12/29/2021 7:49:45 PM | No parameter change for PeakFilterThreshold | | | ✓ | |
| CmdSetMethodTargetQualifierAttribute | BL2000\jheine | 12/29/2021 7:49:45 PM | Set PeakFilterThresholdValue = 4163.13881960462 for qualifier 130.0 of compound 2-Chlorophenol; previous value = 4492.28711917471 | | | ✓ | |
| CmdSetMethodTargetQualifierAttribute | BL2000\jheine | 12/29/2021 7:49:45 PM | No parameter change for ThresholdNumberOfPeaks | | | ✓ | |
| CmdSetMethodTargetCompoundAttribute | BL2000\jheine | 12/29/2021 7:49:45 PM | No parameter change for PeakFilterThreshold | | | ✓ | |
| CmdSetMethodTargetCompoundAttribute | BL2000\jheine | 12/29/2021 7:49:45 PM | Set PeakFilterThresholdValue = 21524.8377499999 for compound 1,3-Dichlorobenzene; previous value = 22403.2397499998 | | | ✓ | |
| CmdSetMethodTargetCompoundAttribute | BL2000\jheine | 12/29/2021 7:49:46 PM | No parameter change for ThresholdNumberOfPeaks | | | ✓ | |
| CmdSetMethodTargetQualifierAttribute | BL2000\jheine | 12/29/2021 7:49:46 PM | No parameter change for PeakFilterThreshold | | | ✓ | |
| CmdSetMethodTargetQualifierAttribute | BL2000\jheine | 12/29/2021 7:49:46 PM | Set PeakFilterThresholdValue = 13604.0870821013 for qualifier 148.0 of compound 1,3-Dichlorobenzene; previous value = 14285.6699506214 | | | ✓ | |
| CmdSetMethodTargetQualifierAttribute | BL2000\jheine | 12/29/2021 7:49:46 PM | No parameter change for ThresholdNumberOfPeaks | | | ✓ | |
| CmdSetMethodTargetQualifierAttribute | BL2000\jheine | 12/29/2021 7:49:46 PM | No parameter change for PeakFilterThreshold | | | ✓ | |
| CmdSetMethodTargetQualifierAttribute | BL2000\jheine | 12/29/2021 7:49:47 PM | Set PeakFilterThresholdValue = 8483.56568777193 for qualifier 111.0 of compound 1,3-Dichlorobenzene; previous value = 9134.65954330429 | | | ✓ | |
| CmdSetMethodTargetQualifierAttribute | BL2000\jheine | 12/29/2021 7:49:47 PM | No parameter change for ThresholdNumberOfPeaks | | | ✓ | |
| CmdSetMethodTargetCompoundAttribute | BL2000\jheine | 12/29/2021 7:49:47 PM | No parameter change for PeakFilterThreshold | | | ✓ | |

Audit Trail report

| Name | User | Time | Action | Reason | Comment | Succeed | Exception |
|--------------------------------------|---------------|-----------------------|--|--------|---------|---------|-----------|
| CmdSetMethodTargetCompoundAttribute | BL2000\jheine | 12/29/2021 7:49:47 PM | Set PeakFilterThresholdValue = 21080.0627499998 for compound 1,4-Dichlorobenzene; previous value = 25171.2252500005 | | | ✓ | |
| CmdSetMethodTargetCompoundAttribute | BL2000\jheine | 12/29/2021 7:49:47 PM | No parameter change for ThresholdNumberOfPeaks | | | ✓ | |
| CmdSetMethodTargetQualifierAttribute | BL2000\jheine | 12/29/2021 7:49:48 PM | No parameter change for PeakFilterThreshold | | | ✓ | |
| CmdSetMethodTargetQualifierAttribute | BL2000\jheine | 12/29/2021 7:49:48 PM | Set PeakFilterThresholdValue = 13115.4319698342 for qualifier 148.0 of compound 1,4-Dichlorobenzene; previous value = 15980.1695323886 | | | ✓ | |
| CmdSetMethodTargetQualifierAttribute | BL2000\jheine | 12/29/2021 7:49:48 PM | No parameter change for ThresholdNumberOfPeaks | | | ✓ | |
| CmdSetMethodTargetQualifierAttribute | BL2000\jheine | 12/29/2021 7:49:48 PM | No parameter change for PeakFilterThreshold | | | ✓ | |
| CmdSetMethodTargetQualifierAttribute | BL2000\jheine | 12/29/2021 7:49:49 PM | Set PeakFilterThresholdValue = 7887.16280346673 for qualifier 111.0 of compound 1,4-Dichlorobenzene; previous value = 9513.87272585767 | | | ✓ | |
| CmdSetMethodTargetQualifierAttribute | BL2000\jheine | 12/29/2021 7:49:49 PM | No parameter change for ThresholdNumberOfPeaks | | | ✓ | |
| CmdSetMethodTargetCompoundAttribute | BL2000\jheine | 12/29/2021 7:49:49 PM | No parameter change for PeakFilterThreshold | | | ✓ | |
| CmdSetMethodTargetCompoundAttribute | BL2000\jheine | 12/29/2021 7:49:49 PM | Set PeakFilterThresholdValue = 22159.12675 for compound 1,2-Dichlorobenzene; previous value = 21003.6659999996 | | | ✓ | |
| CmdSetMethodTargetCompoundAttribute | BL2000\jheine | 12/29/2021 7:49:49 PM | No parameter change for ThresholdNumberOfPeaks | | | ✓ | |
| CmdSetMethodTargetQualifierAttribute | BL2000\jheine | 12/29/2021 7:49:50 PM | No parameter change for PeakFilterThreshold | | | ✓ | |
| CmdSetMethodTargetQualifierAttribute | BL2000\jheine | 12/29/2021 7:49:50 PM | Set PeakFilterThresholdValue = 13788.416288439 for qualifier 148.0 of compound 1,2-Dichlorobenzene; previous value = 13799.2031966962 | | | ✓ | |
| CmdSetMethodTargetQualifierAttribute | BL2000\jheine | 12/29/2021 7:49:50 PM | No parameter change for ThresholdNumberOfPeaks | | | ✓ | |
| CmdSetMethodTargetQualifierAttribute | BL2000\jheine | 12/29/2021 7:49:50 PM | No parameter change for PeakFilterThreshold | | | ✓ | |
| CmdSetMethodTargetQualifierAttribute | BL2000\jheine | 12/29/2021 7:49:50 PM | Set PeakFilterThresholdValue = 8938.73724136173 for qualifier 111.0 of compound 1,2-Dichlorobenzene; previous value = 8649.16422934593 | | | ✓ | |
| CmdSetMethodTargetQualifierAttribute | BL2000\jheine | 12/29/2021 7:49:51 PM | No parameter change for ThresholdNumberOfPeaks | | | ✓ | |
| CmdSetMethodTargetCompoundAttribute | BL2000\jheine | 12/29/2021 7:49:51 PM | No parameter change for PeakFilterThreshold | | | ✓ | |

Audit Trail report

| Name | User | Time | Action | Reason | Comment | Succeed | Exception |
|--------------------------------------|---------------|-----------------------|--|--------|---------|---------|-----------|
| CmdSetMethodTargetCompoundAttribute | BL2000\jheine | 12/29/2021 7:49:51 PM | Set PeakFilterThresholdValue = 4950.75321912901 for compound Benzyl Alcohol; previous value = 6725.11174999995 | | | ✓ | |
| CmdSetMethodTargetCompoundAttribute | BL2000\jheine | 12/29/2021 7:49:52 PM | No parameter change for ThresholdNumberOfPeaks | | | ✓ | |
| CmdSetMethodTargetQualifierAttribute | BL2000\jheine | 12/29/2021 7:49:52 PM | No parameter change for PeakFilterThreshold | | | ✓ | |
| CmdSetMethodTargetQualifierAttribute | BL2000\jheine | 12/29/2021 7:49:52 PM | Set PeakFilterThresholdValue = 5837.28050071484 for qualifier 79.0 of compound Benzyl Alcohol; previous value = 7882.12591515052 | | | ✓ | |
| CmdSetMethodTargetQualifierAttribute | BL2000\jheine | 12/29/2021 7:49:53 PM | No parameter change for ThresholdNumberOfPeaks | | | ✓ | |
| CmdSetMethodTargetQualifierAttribute | BL2000\jheine | 12/29/2021 7:49:53 PM | No parameter change for PeakFilterThreshold | | | ✓ | |
| CmdSetMethodTargetQualifierAttribute | BL2000\jheine | 12/29/2021 7:49:53 PM | Set PeakFilterThresholdValue = 3424.25409056345 for qualifier 107.0 of compound Benzyl Alcohol; previous value = 4666.62622376001 | | | ✓ | |
| CmdSetMethodTargetQualifierAttribute | BL2000\jheine | 12/29/2021 7:49:54 PM | No parameter change for ThresholdNumberOfPeaks | | | ✓ | |
| CmdSetMethodTargetCompoundAttribute | BL2000\jheine | 12/29/2021 7:49:54 PM | No parameter change for PeakFilterThreshold | | | ✓ | |
| CmdSetMethodTargetCompoundAttribute | BL2000\jheine | 12/29/2021 7:49:54 PM | Set PeakFilterThresholdValue = 5564.29625000007 for compound bis(2-chloroisopropyl)Ether; previous value = 5689.8235000001 | | | ✓ | |
| CmdSetMethodTargetCompoundAttribute | BL2000\jheine | 12/29/2021 7:49:55 PM | No parameter change for ThresholdNumberOfPeaks | | | ✓ | |
| CmdSetMethodTargetQualifierAttribute | BL2000\jheine | 12/29/2021 7:49:55 PM | No parameter change for PeakFilterThreshold | | | ✓ | |
| CmdSetMethodTargetQualifierAttribute | BL2000\jheine | 12/29/2021 7:49:55 PM | Set PeakFilterThresholdValue = 1817.47499695705 for qualifier 123.0 of compound bis(2-chloroisopropyl)Ether; previous value = 1731.61991491469 | | | ✓ | |
| CmdSetMethodTargetQualifierAttribute | BL2000\jheine | 12/29/2021 7:49:56 PM | No parameter change for ThresholdNumberOfPeaks | | | ✓ | |
| CmdSetMethodTargetCompoundAttribute | BL2000\jheine | 12/29/2021 7:49:56 PM | No parameter change for PeakFilterThreshold | | | ✓ | |
| CmdSetMethodTargetCompoundAttribute | BL2000\jheine | 12/29/2021 7:49:56 PM | Set PeakFilterThresholdValue = 12661.7657982909 for compound 2-Methylphenol; previous value = 12989.7685000001 | | | ✓ | |
| CmdSetMethodTargetCompoundAttribute | BL2000\jheine | 12/29/2021 7:49:57 PM | No parameter change for ThresholdNumberOfPeaks | | | ✓ | |
| CmdSetMethodTargetQualifierAttribute | BL2000\jheine | 12/29/2021 7:49:57 PM | No parameter change for PeakFilterThreshold | | | ✓ | |

Audit Trail report

| Name | User | Time | Action | Reason | Comment | Succeed | Exception |
|--------------------------------------|---------------|-----------------------|--|--------|---------|---------|-----------|
| CmdSetMethodTargetQualifierAttribute | BL2000\jheine | 12/29/2021 7:49:57 PM | Set PeakFilterThresholdValue = 14886.8579762847 for qualifier 108.0 of compound 2-Methylphenol; previous value = 15243.7323263093 | | | ✓ | |
| CmdSetMethodTargetQualifierAttribute | BL2000\jheine | 12/29/2021 7:49:58 PM | No parameter change for ThresholdNumberOfPeaks | | | ✓ | |
| CmdSetMethodTargetCompoundAttribute | BL2000\jheine | 12/29/2021 7:49:58 PM | No parameter change for PeakFilterThreshold | | | ✓ | |
| CmdSetMethodTargetCompoundAttribute | BL2000\jheine | 12/29/2021 7:49:58 PM | No parameter change for PeakFilterThresholdValue | | | ✓ | |
| CmdSetMethodTargetCompoundAttribute | BL2000\jheine | 12/29/2021 7:49:58 PM | No parameter change for ThresholdNumberOfPeaks | | | ✓ | |
| CmdSetMethodTargetQualifierAttribute | BL2000\jheine | 12/29/2021 7:49:59 PM | No parameter change for PeakFilterThreshold | | | ✓ | |
| CmdSetMethodTargetQualifierAttribute | BL2000\jheine | 12/29/2021 7:49:59 PM | No parameter change for PeakFilterThresholdValue | | | ✓ | |
| CmdSetMethodTargetQualifierAttribute | BL2000\jheine | 12/29/2021 7:49:59 PM | No parameter change for ThresholdNumberOfPeaks | | | ✓ | |
| CmdSetMethodTargetQualifierAttribute | BL2000\jheine | 12/29/2021 7:49:59 PM | No parameter change for PeakFilterThreshold | | | ✓ | |
| CmdSetMethodTargetQualifierAttribute | BL2000\jheine | 12/29/2021 7:50:00 PM | No parameter change for PeakFilterThresholdValue | | | ✓ | |
| CmdSetMethodTargetQualifierAttribute | BL2000\jheine | 12/29/2021 7:50:00 PM | No parameter change for ThresholdNumberOfPeaks | | | ✓ | |
| CmdSetMethodTargetCompoundAttribute | BL2000\jheine | 12/29/2021 7:50:00 PM | No parameter change for PeakFilterThreshold | | | ✓ | |
| CmdSetMethodTargetCompoundAttribute | BL2000\jheine | 12/29/2021 7:50:01 PM | Set PeakFilterThresholdValue = 19069.8463042744 for compound 4Methylphenol/3Methylphenol; previous value = 16832.8894224353 | | | ✓ | |
| CmdSetMethodTargetCompoundAttribute | BL2000\jheine | 12/29/2021 7:50:01 PM | No parameter change for ThresholdNumberOfPeaks | | | ✓ | |
| CmdSetMethodTargetQualifierAttribute | BL2000\jheine | 12/29/2021 7:50:01 PM | No parameter change for PeakFilterThreshold | | | ✓ | |
| CmdSetMethodTargetQualifierAttribute | BL2000\jheine | 12/29/2021 7:50:02 PM | Set PeakFilterThresholdValue = 15521.9743414033 for qualifier 108.0 of compound 4Methylphenol/3Methylphenol; previous value = 13966.9207307693 | | | ✓ | |
| CmdSetMethodTargetQualifierAttribute | BL2000\jheine | 12/29/2021 7:50:02 PM | No parameter change for ThresholdNumberOfPeaks | | | ✓ | |
| CmdSetMethodTargetCompoundAttribute | BL2000\jheine | 12/29/2021 7:50:02 PM | No parameter change for PeakFilterThreshold | | | ✓ | |
| CmdSetMethodTargetCompoundAttribute | BL2000\jheine | 12/29/2021 7:50:03 PM | Set PeakFilterThresholdValue = 5332.51518060881 for compound Hexachloroethane; previous value = 7241.70300000001 | | | ✓ | |
| CmdSetMethodTargetCompoundAttribute | BL2000\jheine | 12/29/2021 7:50:03 PM | No parameter change for ThresholdNumberOfPeaks | | | ✓ | |

Audit Trail report

| Name | User | Time | Action | Reason | Comment | Succeed | Exception |
|--------------------------------------|---------------|-----------------------|---|--------|---------|---------|-----------|
| CmdSetMethodTargetQualifierAttribute | BL2000\jheine | 12/29/2021 7:50:03 PM | No parameter change for PeakFilterThreshold | | | ✓ | |
| CmdSetMethodTargetQualifierAttribute | BL2000\jheine | 12/29/2021 7:50:04 PM | Set PeakFilterThresholdValue = 4118.84494881206 for qualifier 201.0 of compound Hexachloroethane; previous value = 5698.72842500908 | | | ✓ | |
| CmdSetMethodTargetQualifierAttribute | BL2000\jheine | 12/29/2021 7:50:04 PM | No parameter change for ThresholdNumberOfPeaks | | | ✓ | |
| CmdSetMethodTargetQualifierAttribute | BL2000\jheine | 12/29/2021 7:50:04 PM | No parameter change for PeakFilterThreshold | | | ✓ | |
| CmdSetMethodTargetQualifierAttribute | BL2000\jheine | 12/29/2021 7:50:04 PM | Set PeakFilterThresholdValue = 2696.60631202215 for qualifier 199.0 of compound Hexachloroethane; previous value = 3573.76464391363 | | | ✓ | |
| CmdSetMethodTargetQualifierAttribute | BL2000\jheine | 12/29/2021 7:50:05 PM | No parameter change for ThresholdNumberOfPeaks | | | ✓ | |
| CmdSetMethodTargetCompoundAttribute | BL2000\jheine | 12/29/2021 7:50:05 PM | No parameter change for PeakFilterThreshold | | | ✓ | |
| CmdSetMethodTargetCompoundAttribute | BL2000\jheine | 12/29/2021 7:50:06 PM | No parameter change for PeakFilterThresholdValue | | | ✓ | |
| CmdSetMethodTargetCompoundAttribute | BL2000\jheine | 12/29/2021 7:50:06 PM | No parameter change for ThresholdNumberOfPeaks | | | ✓ | |
| CmdSetMethodTargetQualifierAttribute | BL2000\jheine | 12/29/2021 7:50:06 PM | No parameter change for PeakFilterThreshold | | | ✓ | |
| CmdSetMethodTargetQualifierAttribute | BL2000\jheine | 12/29/2021 7:50:07 PM | No parameter change for PeakFilterThresholdValue | | | ✓ | |
| CmdSetMethodTargetQualifierAttribute | BL2000\jheine | 12/29/2021 7:50:07 PM | No parameter change for ThresholdNumberOfPeaks | | | ✓ | |
| CmdSetMethodTargetCompoundAttribute | BL2000\jheine | 12/29/2021 7:50:07 PM | No parameter change for PeakFilterThreshold | | | ✓ | |
| CmdSetMethodTargetCompoundAttribute | BL2000\jheine | 12/29/2021 7:50:08 PM | No parameter change for PeakFilterThresholdValue | | | ✓ | |
| CmdSetMethodTargetCompoundAttribute | BL2000\jheine | 12/29/2021 7:50:08 PM | No parameter change for ThresholdNumberOfPeaks | | | ✓ | |
| CmdSetMethodTargetQualifierAttribute | BL2000\jheine | 12/29/2021 7:50:08 PM | No parameter change for PeakFilterThreshold | | | ✓ | |
| CmdSetMethodTargetQualifierAttribute | BL2000\jheine | 12/29/2021 7:50:09 PM | No parameter change for PeakFilterThresholdValue | | | ✓ | |
| CmdSetMethodTargetQualifierAttribute | BL2000\jheine | 12/29/2021 7:50:09 PM | No parameter change for ThresholdNumberOfPeaks | | | ✓ | |
| CmdSetMethodTargetCompoundAttribute | BL2000\jheine | 12/29/2021 7:50:10 PM | No parameter change for PeakFilterThreshold | | | ✓ | |
| CmdSetMethodTargetCompoundAttribute | BL2000\jheine | 12/29/2021 7:50:10 PM | No parameter change for PeakFilterThresholdValue | | | ✓ | |
| CmdSetMethodTargetCompoundAttribute | BL2000\jheine | 12/29/2021 7:50:10 PM | No parameter change for ThresholdNumberOfPeaks | | | ✓ | |
| CmdSetMethodTargetQualifierAttribute | BL2000\jheine | 12/29/2021 7:50:11 PM | No parameter change for PeakFilterThreshold | | | ✓ | |

Audit Trail report

| Name | User | Time | Action | Reason | Comment | Succeed | Exception |
|--------------------------------------|---------------|-----------------------|--|--------|---------|---------|-----------|
| CmdSetMethodTargetQualifierAttribute | BL2000\jheine | 12/29/2021 7:50:11 PM | No parameter change for PeakFilterThresholdValue | | | ✓ | |
| CmdSetMethodTargetQualifierAttribute | BL2000\jheine | 12/29/2021 7:50:11 PM | No parameter change for ThresholdNumberOfPeaks | | | ✓ | |
| CmdSetMethodTargetQualifierAttribute | BL2000\jheine | 12/29/2021 7:50:12 PM | No parameter change for PeakFilterThreshold | | | ✓ | |
| CmdSetMethodTargetQualifierAttribute | BL2000\jheine | 12/29/2021 7:50:12 PM | No parameter change for PeakFilterThresholdValue | | | ✓ | |
| CmdSetMethodTargetQualifierAttribute | BL2000\jheine | 12/29/2021 7:50:12 PM | No parameter change for ThresholdNumberOfPeaks | | | ✓ | |
| CmdSetMethodTargetCompoundAttribute | BL2000\jheine | 12/29/2021 7:50:12 PM | No parameter change for PeakFilterThreshold | | | ✓ | |
| CmdSetMethodTargetCompoundAttribute | BL2000\jheine | 12/29/2021 7:50:13 PM | Set PeakFilterThresholdValue = 10546.2090000002 for compound N-nitroso-Di-n-propylamine; previous value = 8506.00833014812 | | | ✓ | |
| CmdSetMethodTargetCompoundAttribute | BL2000\jheine | 12/29/2021 7:50:13 PM | No parameter change for ThresholdNumberOfPeaks | | | ✓ | |
| CmdSetMethodTargetQualifierAttribute | BL2000\jheine | 12/29/2021 7:50:13 PM | No parameter change for PeakFilterThreshold | | | ✓ | |
| CmdSetMethodTargetQualifierAttribute | BL2000\jheine | 12/29/2021 7:50:14 PM | Set PeakFilterThresholdValue = 1856.57449277634 for qualifier 130.0 of compound N-nitroso-Di-n-propylamine; previous value = 1714.5318333861 | | | ✓ | |
| CmdSetMethodTargetQualifierAttribute | BL2000\jheine | 12/29/2021 7:50:14 PM | No parameter change for ThresholdNumberOfPeaks | | | ✓ | |
| CmdSetMethodTargetCompoundAttribute | BL2000\jheine | 12/29/2021 7:50:14 PM | No parameter change for PeakFilterThreshold | | | ✓ | |
| CmdSetMethodTargetCompoundAttribute | BL2000\jheine | 12/29/2021 7:50:14 PM | Set PeakFilterThresholdValue = 3649.77500000009 for compound Nitrobenzene; previous value = 3912.07100000002 | | | ✓ | |
| CmdSetMethodTargetCompoundAttribute | BL2000\jheine | 12/29/2021 7:50:14 PM | No parameter change for ThresholdNumberOfPeaks | | | ✓ | |
| CmdSetMethodTargetQualifierAttribute | BL2000\jheine | 12/29/2021 7:50:15 PM | No parameter change for PeakFilterThreshold | | | ✓ | |
| CmdSetMethodTargetQualifierAttribute | BL2000\jheine | 12/29/2021 7:50:15 PM | Set PeakFilterThresholdValue = 7715.29885385306 for qualifier 77.0 of compound Nitrobenzene; previous value = 7950.86142517955 | | | ✓ | |
| CmdSetMethodTargetQualifierAttribute | BL2000\jheine | 12/29/2021 7:50:15 PM | No parameter change for ThresholdNumberOfPeaks | | | ✓ | |
| CmdSetMethodTargetQualifierAttribute | BL2000\jheine | 12/29/2021 7:50:15 PM | No parameter change for PeakFilterThreshold | | | ✓ | |
| CmdSetMethodTargetQualifierAttribute | BL2000\jheine | 12/29/2021 7:50:16 PM | Set PeakFilterThresholdValue = 7674.67787657946 for qualifier 51.0 of compound Nitrobenzene; previous value = 7475.00008200633 | | | ✓ | |
| CmdSetMethodTargetQualifierAttribute | BL2000\jheine | 12/29/2021 7:50:16 PM | No parameter change for ThresholdNumberOfPeaks | | | ✓ | |

Audit Trail report

| Name | User | Time | Action | Reason | Comment | Succeed | Exception |
|--------------------------------------|---------------|-----------------------|--|--------|---------|---------|-----------|
| CmdSetMethodTargetCompoundAttribute | BL2000\jheine | 12/29/2021 7:50:17 PM | No parameter change for PeakFilterThreshold | | | ✓ | |
| CmdSetMethodTargetCompoundAttribute | BL2000\jheine | 12/29/2021 7:50:17 PM | No parameter change for PeakFilterThresholdValue | | | ✓ | |
| CmdSetMethodTargetCompoundAttribute | BL2000\jheine | 12/29/2021 7:50:17 PM | No parameter change for ThresholdNumberOfPeaks | | | ✓ | |
| CmdSetMethodTargetQualifierAttribute | BL2000\jheine | 12/29/2021 7:50:17 PM | No parameter change for PeakFilterThreshold | | | ✓ | |
| CmdSetMethodTargetQualifierAttribute | BL2000\jheine | 12/29/2021 7:50:18 PM | No parameter change for PeakFilterThresholdValue | | | ✓ | |
| CmdSetMethodTargetQualifierAttribute | BL2000\jheine | 12/29/2021 7:50:18 PM | No parameter change for ThresholdNumberOfPeaks | | | ✓ | |
| CmdSetMethodTargetCompoundAttribute | BL2000\jheine | 12/29/2021 7:50:19 PM | No parameter change for PeakFilterThreshold | | | ✓ | |
| CmdSetMethodTargetCompoundAttribute | BL2000\jheine | 12/29/2021 7:50:19 PM | Set PeakFilterThresholdValue = 19065.0693854879 for compound Isophorone; previous value = 15828.5098042226 | | | ✓ | |
| CmdSetMethodTargetCompoundAttribute | BL2000\jheine | 12/29/2021 7:50:19 PM | No parameter change for ThresholdNumberOfPeaks | | | ✓ | |
| CmdSetMethodTargetQualifierAttribute | BL2000\jheine | 12/29/2021 7:50:19 PM | No parameter change for PeakFilterThreshold | | | ✓ | |
| CmdSetMethodTargetQualifierAttribute | BL2000\jheine | 12/29/2021 7:50:20 PM | Set PeakFilterThresholdValue = 3633.8546919157 for qualifier 138.0 of compound Isophorone; previous value = 3029.48507584336 | | | ✓ | |
| CmdSetMethodTargetQualifierAttribute | BL2000\jheine | 12/29/2021 7:50:20 PM | No parameter change for ThresholdNumberOfPeaks | | | ✓ | |
| CmdSetMethodTargetCompoundAttribute | BL2000\jheine | 12/29/2021 7:50:21 PM | No parameter change for PeakFilterThreshold | | | ✓ | |
| CmdSetMethodTargetCompoundAttribute | BL2000\jheine | 12/29/2021 7:50:21 PM | Set PeakFilterThresholdValue = 2625.52825 for compound 2-Nitrophenol; previous value = 2898.58549999999 | | | ✓ | |
| CmdSetMethodTargetCompoundAttribute | BL2000\jheine | 12/29/2021 7:50:21 PM | No parameter change for ThresholdNumberOfPeaks | | | ✓ | |
| CmdSetMethodTargetQualifierAttribute | BL2000\jheine | 12/29/2021 7:50:22 PM | No parameter change for PeakFilterThreshold | | | ✓ | |
| CmdSetMethodTargetQualifierAttribute | BL2000\jheine | 12/29/2021 7:50:22 PM | Set PeakFilterThresholdValue = 1506.74042260779 for qualifier 65.0 of compound 2-Nitrophenol; previous value = 1661.13073913382 | | | ✓ | |
| CmdSetMethodTargetQualifierAttribute | BL2000\jheine | 12/29/2021 7:50:22 PM | No parameter change for ThresholdNumberOfPeaks | | | ✓ | |
| CmdSetMethodTargetQualifierAttribute | BL2000\jheine | 12/29/2021 7:50:23 PM | No parameter change for PeakFilterThreshold | | | ✓ | |
| CmdSetMethodTargetQualifierAttribute | BL2000\jheine | 12/29/2021 7:50:23 PM | Set PeakFilterThresholdValue = 860.749041355821 for qualifier 109.0 of compound 2-Nitrophenol; previous value = 1140.63587596959 | | | ✓ | |

Audit Trail report

| Name | User | Time | Action | Reason | Comment | Succeed | Exception |
|--------------------------------------|---------------|-----------------------|---|--------|---------|---------|-----------|
| CmdSetMethodTargetQualifierAttribute | BL2000\jheine | 12/29/2021 7:50:24 PM | No parameter change for ThresholdNumberOfPeaks | | | ✓ | |
| CmdSetMethodTargetCompoundAttribute | BL2000\jheine | 12/29/2021 7:50:24 PM | No parameter change for PeakFilterThreshold | | | ✓ | |
| CmdSetMethodTargetCompoundAttribute | BL2000\jheine | 12/29/2021 7:50:24 PM | Set PeakFilterThresholdValue = 12563.1492499998 for compound 2,4-Dimethylphenol; previous value = 11126.05375 | | | ✓ | |
| CmdSetMethodTargetCompoundAttribute | BL2000\jheine | 12/29/2021 7:50:25 PM | No parameter change for ThresholdNumberOfPeaks | | | ✓ | |
| CmdSetMethodTargetQualifierAttribute | BL2000\jheine | 12/29/2021 7:50:25 PM | No parameter change for PeakFilterThreshold | | | ✓ | |
| CmdSetMethodTargetQualifierAttribute | BL2000\jheine | 12/29/2021 7:50:26 PM | Set PeakFilterThresholdValue = 13703.7177940456 for qualifier 107.0 of compound 2,4-Dimethylphenol; previous value = 10819.1246970346 | | | ✓ | |
| CmdSetMethodTargetQualifierAttribute | BL2000\jheine | 12/29/2021 7:50:26 PM | No parameter change for ThresholdNumberOfPeaks | | | ✓ | |
| CmdSetMethodTargetQualifierAttribute | BL2000\jheine | 12/29/2021 7:50:26 PM | No parameter change for PeakFilterThreshold | | | ✓ | |
| CmdSetMethodTargetQualifierAttribute | BL2000\jheine | 12/29/2021 7:50:27 PM | Set PeakFilterThresholdValue = 4071.7547843487 for qualifier 77.0 of compound 2,4-Dimethylphenol; previous value = 3309.33129432984 | | | ✓ | |
| CmdSetMethodTargetQualifierAttribute | BL2000\jheine | 12/29/2021 7:50:27 PM | No parameter change for ThresholdNumberOfPeaks | | | ✓ | |
| CmdSetMethodTargetCompoundAttribute | BL2000\jheine | 12/29/2021 7:50:27 PM | No parameter change for PeakFilterThreshold | | | ✓ | |
| CmdSetMethodTargetCompoundAttribute | BL2000\jheine | 12/29/2021 7:50:28 PM | Set PeakFilterThresholdValue = 13852.1325941468 for compound bis(-2-Chloroethoxy)Methane; previous value = 11441.1156675538 | | | ✓ | |
| CmdSetMethodTargetCompoundAttribute | BL2000\jheine | 12/29/2021 7:50:28 PM | No parameter change for ThresholdNumberOfPeaks | | | ✓ | |
| CmdSetMethodTargetQualifierAttribute | BL2000\jheine | 12/29/2021 7:50:28 PM | No parameter change for PeakFilterThreshold | | | ✓ | |
| CmdSetMethodTargetQualifierAttribute | BL2000\jheine | 12/29/2021 7:50:29 PM | Set PeakFilterThresholdValue = 12558.4068148495 for qualifier 63.0 of compound bis(-2-Chloroethoxy)Methane; previous value = 10597.4640291616 | | | ✓ | |
| CmdSetMethodTargetQualifierAttribute | BL2000\jheine | 12/29/2021 7:50:29 PM | No parameter change for ThresholdNumberOfPeaks | | | ✓ | |
| CmdSetMethodTargetQualifierAttribute | BL2000\jheine | 12/29/2021 7:50:29 PM | No parameter change for PeakFilterThreshold | | | ✓ | |
| CmdSetMethodTargetQualifierAttribute | BL2000\jheine | 12/29/2021 7:50:29 PM | Set PeakFilterThresholdValue = 4384.32352970215 for qualifier 95.0 of compound bis(-2-Chloroethoxy)Methane; previous value = 3740.85693184797 | | | ✓ | |

Audit Trail report

| Name | User | Time | Action | Reason | Comment | Succeed | Exception |
|--------------------------------------|---------------|-----------------------|---|--------|---------|---------|-----------|
| CmdSetMethodTargetQualifierAttribute | BL2000\jheine | 12/29/2021 7:50:30 PM | No parameter change for ThresholdNumberOfPeaks | | | ✓ | |
| CmdSetMethodTargetCompoundAttribute | BL2000\jheine | 12/29/2021 7:50:30 PM | No parameter change for PeakFilterThreshold | | | ✓ | |
| CmdSetMethodTargetCompoundAttribute | BL2000\jheine | 12/29/2021 7:50:30 PM | No parameter change for PeakFilterThresholdValue | | | ✓ | |
| CmdSetMethodTargetCompoundAttribute | BL2000\jheine | 12/29/2021 7:50:31 PM | No parameter change for ThresholdNumberOfPeaks | | | ✓ | |
| CmdSetMethodTargetQualifierAttribute | BL2000\jheine | 12/29/2021 7:50:31 PM | No parameter change for PeakFilterThreshold | | | ✓ | |
| CmdSetMethodTargetQualifierAttribute | BL2000\jheine | 12/29/2021 7:50:31 PM | No parameter change for PeakFilterThresholdValue | | | ✓ | |
| CmdSetMethodTargetQualifierAttribute | BL2000\jheine | 12/29/2021 7:50:31 PM | No parameter change for ThresholdNumberOfPeaks | | | ✓ | |
| CmdSetMethodTargetQualifierAttribute | BL2000\jheine | 12/29/2021 7:50:32 PM | No parameter change for PeakFilterThreshold | | | ✓ | |
| CmdSetMethodTargetQualifierAttribute | BL2000\jheine | 12/29/2021 7:50:32 PM | No parameter change for PeakFilterThresholdValue | | | ✓ | |
| CmdSetMethodTargetQualifierAttribute | BL2000\jheine | 12/29/2021 7:50:32 PM | No parameter change for ThresholdNumberOfPeaks | | | ✓ | |
| CmdSetMethodTargetCompoundAttribute | BL2000\jheine | 12/29/2021 7:50:32 PM | No parameter change for PeakFilterThreshold | | | ✓ | |
| CmdSetMethodTargetCompoundAttribute | BL2000\jheine | 12/29/2021 7:50:32 PM | No parameter change for PeakFilterThresholdValue | | | ✓ | |
| CmdSetMethodTargetCompoundAttribute | BL2000\jheine | 12/29/2021 7:50:33 PM | No parameter change for ThresholdNumberOfPeaks | | | ✓ | |
| CmdSetMethodTargetQualifierAttribute | BL2000\jheine | 12/29/2021 7:50:33 PM | No parameter change for PeakFilterThreshold | | | ✓ | |
| CmdSetMethodTargetQualifierAttribute | BL2000\jheine | 12/29/2021 7:50:33 PM | No parameter change for PeakFilterThresholdValue | | | ✓ | |
| CmdSetMethodTargetQualifierAttribute | BL2000\jheine | 12/29/2021 7:50:33 PM | No parameter change for ThresholdNumberOfPeaks | | | ✓ | |
| CmdSetMethodTargetCompoundAttribute | BL2000\jheine | 12/29/2021 7:50:34 PM | No parameter change for PeakFilterThreshold | | | ✓ | |
| CmdSetMethodTargetCompoundAttribute | BL2000\jheine | 12/29/2021 7:50:34 PM | Set PeakFilterThresholdValue = 9225.81425000006 for compound 2,4-Dichlorophenol; previous value = 8029.46524999996 | | | ✓ | |
| CmdSetMethodTargetCompoundAttribute | BL2000\jheine | 12/29/2021 7:50:35 PM | No parameter change for ThresholdNumberOfPeaks | | | ✓ | |
| CmdSetMethodTargetQualifierAttribute | BL2000\jheine | 12/29/2021 7:50:35 PM | No parameter change for PeakFilterThreshold | | | ✓ | |
| CmdSetMethodTargetQualifierAttribute | BL2000\jheine | 12/29/2021 7:50:35 PM | Set PeakFilterThresholdValue = 5716.10422591885 for qualifier 164.0 of compound 2,4-Dichlorophenol; previous value = 4987.23280830406 | | | ✓ | |
| CmdSetMethodTargetQualifierAttribute | BL2000\jheine | 12/29/2021 7:50:36 PM | No parameter change for ThresholdNumberOfPeaks | | | ✓ | |

Audit Trail report

| Name | User | Time | Action | Reason | Comment | Succeed | Exception |
|--------------------------------------|---------------|-----------------------|---|--------|---------|---------|-----------|
| CmdSetMethodTargetQualifierAttribute | BL2000\jheine | 12/29/2021 7:50:36 PM | No parameter change for PeakFilterThreshold | | | ✓ | |
| CmdSetMethodTargetQualifierAttribute | BL2000\jheine | 12/29/2021 7:50:36 PM | Set PeakFilterThresholdValue = 2990.39660128305 for qualifier 98.0 of compound 2,4-Dichlorophenol; previous value = 2689.6300533417 | | | ✓ | |
| CmdSetMethodTargetQualifierAttribute | BL2000\jheine | 12/29/2021 7:50:37 PM | No parameter change for ThresholdNumberOfPeaks | | | ✓ | |
| CmdSetMethodTargetCompoundAttribute | BL2000\jheine | 12/29/2021 7:50:37 PM | No parameter change for PeakFilterThreshold | | | ✓ | |
| CmdSetMethodTargetCompoundAttribute | BL2000\jheine | 12/29/2021 7:50:37 PM | Set PeakFilterThresholdValue = 15020.4057500002 for compound 1,2,4-Trichlorobenzene; previous value = 13795.4677499998 | | | ✓ | |
| CmdSetMethodTargetCompoundAttribute | BL2000\jheine | 12/29/2021 7:50:38 PM | No parameter change for ThresholdNumberOfPeaks | | | ✓ | |
| CmdSetMethodTargetQualifierAttribute | BL2000\jheine | 12/29/2021 7:50:38 PM | No parameter change for PeakFilterThreshold | | | ✓ | |
| CmdSetMethodTargetQualifierAttribute | BL2000\jheine | 12/29/2021 7:50:39 PM | Set PeakFilterThresholdValue = 14129.1435772023 for qualifier 182.0 of compound 1,2,4-Trichlorobenzene; previous value = 12849.2509306864 | | | ✓ | |
| CmdSetMethodTargetQualifierAttribute | BL2000\jheine | 12/29/2021 7:50:39 PM | No parameter change for ThresholdNumberOfPeaks | | | ✓ | |
| CmdSetMethodTargetQualifierAttribute | BL2000\jheine | 12/29/2021 7:50:39 PM | No parameter change for PeakFilterThreshold | | | ✓ | |
| CmdSetMethodTargetQualifierAttribute | BL2000\jheine | 12/29/2021 7:50:40 PM | Set PeakFilterThresholdValue = 4570.46307588268 for qualifier 145.0 of compound 1,2,4-Trichlorobenzene; previous value = 4264.09090296971 | | | ✓ | |
| CmdSetMethodTargetQualifierAttribute | BL2000\jheine | 12/29/2021 7:50:40 PM | No parameter change for ThresholdNumberOfPeaks | | | ✓ | |
| CmdSetMethodTargetCompoundAttribute | BL2000\jheine | 12/29/2021 7:50:41 PM | No parameter change for PeakFilterThreshold | | | ✓ | |
| CmdSetMethodTargetCompoundAttribute | BL2000\jheine | 12/29/2021 7:50:41 PM | Set PeakFilterThresholdValue = 48393.4167762879 for compound Naphthalene; previous value = 46031.1500177518 | | | ✓ | |
| CmdSetMethodTargetCompoundAttribute | BL2000\jheine | 12/29/2021 7:50:41 PM | No parameter change for ThresholdNumberOfPeaks | | | ✓ | |
| CmdSetMethodTargetQualifierAttribute | BL2000\jheine | 12/29/2021 7:50:41 PM | No parameter change for PeakFilterThreshold | | | ✓ | |
| CmdSetMethodTargetQualifierAttribute | BL2000\jheine | 12/29/2021 7:50:42 PM | Set PeakFilterThresholdValue = 5289.68451593228 for qualifier 129.0 of compound Naphthalene; previous value = 4615.4849203986 | | | ✓ | |
| CmdSetMethodTargetQualifierAttribute | BL2000\jheine | 12/29/2021 7:50:42 PM | No parameter change for ThresholdNumberOfPeaks | | | ✓ | |
| CmdSetMethodTargetQualifierAttribute | BL2000\jheine | 12/29/2021 7:50:42 PM | No parameter change for PeakFilterThreshold | | | ✓ | |

Audit Trail report

| Name | User | Time | Action | Reason | Comment | Succeed | Exception |
|--------------------------------------|---------------|-----------------------|--|--------|---------|---------|-----------|
| CmdSetMethodTargetQualifierAttribute | BL2000\jheine | 12/29/2021 7:50:43 PM | Set PeakFilterThresholdValue = 4490.69454030834 for qualifier 102.0 of compound Naphthalene; previous value = 3645.82875733333 | | | ✓ | |
| CmdSetMethodTargetQualifierAttribute | BL2000\jheine | 12/29/2021 7:50:43 PM | No parameter change for ThresholdNumberOfPeaks | | | ✓ | |
| CmdSetMethodTargetCompoundAttribute | BL2000\jheine | 12/29/2021 7:50:43 PM | No parameter change for PeakFilterThreshold | | | ✓ | |
| CmdSetMethodTargetCompoundAttribute | BL2000\jheine | 12/29/2021 7:50:43 PM | Set PeakFilterThresholdValue = 5104.29750000002 for compound 4-Chlorophenol; previous value = 2344.1355 | | | ✓ | |
| CmdSetMethodTargetCompoundAttribute | BL2000\jheine | 12/29/2021 7:50:44 PM | No parameter change for ThresholdNumberOfPeaks | | | ✓ | |
| CmdSetMethodTargetQualifierAttribute | BL2000\jheine | 12/29/2021 7:50:44 PM | No parameter change for PeakFilterThreshold | | | ✓ | |
| CmdSetMethodTargetQualifierAttribute | BL2000\jheine | 12/29/2021 7:50:44 PM | Set PeakFilterThresholdValue = 15809.3122108197 for qualifier 128.0 of compound 4-Chlorophenol; previous value = 7495.6768164594 | | | ✓ | |
| CmdSetMethodTargetQualifierAttribute | BL2000\jheine | 12/29/2021 7:50:45 PM | No parameter change for ThresholdNumberOfPeaks | | | ✓ | |
| CmdSetMethodTargetCompoundAttribute | BL2000\jheine | 12/29/2021 7:50:45 PM | No parameter change for PeakFilterThreshold | | | ✓ | |
| CmdSetMethodTargetCompoundAttribute | BL2000\jheine | 12/29/2021 7:50:45 PM | No parameter change for PeakFilterThresholdValue | | | ✓ | |
| CmdSetMethodTargetCompoundAttribute | BL2000\jheine | 12/29/2021 7:50:46 PM | No parameter change for ThresholdNumberOfPeaks | | | ✓ | |
| CmdSetMethodTargetQualifierAttribute | BL2000\jheine | 12/29/2021 7:50:46 PM | No parameter change for PeakFilterThreshold | | | ✓ | |
| CmdSetMethodTargetQualifierAttribute | BL2000\jheine | 12/29/2021 7:50:46 PM | No parameter change for PeakFilterThresholdValue | | | ✓ | |
| CmdSetMethodTargetQualifierAttribute | BL2000\jheine | 12/29/2021 7:50:47 PM | No parameter change for ThresholdNumberOfPeaks | | | ✓ | |
| CmdSetMethodTargetQualifierAttribute | BL2000\jheine | 12/29/2021 7:50:47 PM | No parameter change for PeakFilterThreshold | | | ✓ | |
| CmdSetMethodTargetQualifierAttribute | BL2000\jheine | 12/29/2021 7:50:47 PM | No parameter change for PeakFilterThresholdValue | | | ✓ | |
| CmdSetMethodTargetQualifierAttribute | BL2000\jheine | 12/29/2021 7:50:47 PM | No parameter change for ThresholdNumberOfPeaks | | | ✓ | |
| CmdSetMethodTargetCompoundAttribute | BL2000\jheine | 12/29/2021 7:50:48 PM | No parameter change for PeakFilterThreshold | | | ✓ | |
| CmdSetMethodTargetCompoundAttribute | BL2000\jheine | 12/29/2021 7:50:48 PM | Set PeakFilterThresholdValue = 17419.49250000002 for compound p-Chloroaniline; previous value = 12983.658 | | | ✓ | |
| CmdSetMethodTargetCompoundAttribute | BL2000\jheine | 12/29/2021 7:50:49 PM | No parameter change for ThresholdNumberOfPeaks | | | ✓ | |
| CmdSetMethodTargetQualifierAttribute | BL2000\jheine | 12/29/2021 7:50:49 PM | No parameter change for PeakFilterThreshold | | | ✓ | |

Audit Trail report

| Name | User | Time | Action | Reason | Comment | Succeed | Exception |
|--------------------------------------|---------------|-----------------------|--|--------|---------|---------|-----------|
| CmdSetMethodTargetQualifierAttribute | BL2000\jheine | 12/29/2021 7:50:49 PM | Set PeakFilterThresholdValue = 5094.75069127018 for qualifier 129.0 of compound p-Chloroaniline; previous value = 4235.40856494203 | | | ✓ | |
| CmdSetMethodTargetQualifierAttribute | BL2000\jheine | 12/29/2021 7:50:50 PM | No parameter change for ThresholdNumberOfPeaks | | | ✓ | |
| CmdSetMethodTargetQualifierAttribute | BL2000\jheine | 12/29/2021 7:50:50 PM | No parameter change for PeakFilterThreshold | | | ✓ | |
| CmdSetMethodTargetQualifierAttribute | BL2000\jheine | 12/29/2021 7:50:50 PM | Set PeakFilterThresholdValue = 6536.11902918833 for qualifier 65.0 of compound p-Chloroaniline; previous value = 4372.80019236554 | | | ✓ | |
| CmdSetMethodTargetQualifierAttribute | BL2000\jheine | 12/29/2021 7:50:51 PM | No parameter change for ThresholdNumberOfPeaks | | | ✓ | |
| CmdSetMethodTargetCompoundAttribute | BL2000\jheine | 12/29/2021 7:50:51 PM | No parameter change for PeakFilterThreshold | | | ✓ | |
| CmdSetMethodTargetCompoundAttribute | BL2000\jheine | 12/29/2021 7:50:52 PM | No parameter change for PeakFilterThresholdValue | | | ✓ | |
| CmdSetMethodTargetCompoundAttribute | BL2000\jheine | 12/29/2021 7:50:52 PM | No parameter change for ThresholdNumberOfPeaks | | | ✓ | |
| CmdSetMethodTargetQualifierAttribute | BL2000\jheine | 12/29/2021 7:50:52 PM | No parameter change for PeakFilterThreshold | | | ✓ | |
| CmdSetMethodTargetQualifierAttribute | BL2000\jheine | 12/29/2021 7:50:52 PM | No parameter change for PeakFilterThresholdValue | | | ✓ | |
| CmdSetMethodTargetQualifierAttribute | BL2000\jheine | 12/29/2021 7:50:53 PM | No parameter change for ThresholdNumberOfPeaks | | | ✓ | |
| CmdSetMethodTargetQualifierAttribute | BL2000\jheine | 12/29/2021 7:50:53 PM | No parameter change for PeakFilterThreshold | | | ✓ | |
| CmdSetMethodTargetQualifierAttribute | BL2000\jheine | 12/29/2021 7:50:53 PM | No parameter change for PeakFilterThresholdValue | | | ✓ | |
| CmdSetMethodTargetQualifierAttribute | BL2000\jheine | 12/29/2021 7:50:54 PM | No parameter change for ThresholdNumberOfPeaks | | | ✓ | |
| CmdSetMethodTargetCompoundAttribute | BL2000\jheine | 12/29/2021 7:50:54 PM | No parameter change for PeakFilterThreshold | | | ✓ | |
| CmdSetMethodTargetCompoundAttribute | BL2000\jheine | 12/29/2021 7:50:54 PM | Set PeakFilterThresholdValue = 7023.28100000001 for compound Hexachlorobutadiene; previous value = 7027.03074999999 | | | ✓ | |
| CmdSetMethodTargetCompoundAttribute | BL2000\jheine | 12/29/2021 7:50:55 PM | No parameter change for ThresholdNumberOfPeaks | | | ✓ | |
| CmdSetMethodTargetQualifierAttribute | BL2000\jheine | 12/29/2021 7:50:55 PM | No parameter change for PeakFilterThreshold | | | ✓ | |
| CmdSetMethodTargetQualifierAttribute | BL2000\jheine | 12/29/2021 7:50:55 PM | Set PeakFilterThresholdValue = 4270.89885243334 for qualifier 223.0 of compound Hexachlorobutadiene; previous value = 4557.21082866987 | | | ✓ | |
| CmdSetMethodTargetQualifierAttribute | BL2000\jheine | 12/29/2021 7:50:55 PM | No parameter change for ThresholdNumberOfPeaks | | | ✓ | |
| CmdSetMethodTargetQualifierAttribute | BL2000\jheine | 12/29/2021 7:50:56 PM | No parameter change for PeakFilterThreshold | | | ✓ | |

Audit Trail report

| Name | User | Time | Action | Reason | Comment | Succeed | Exception |
|--------------------------------------|---------------|-----------------------|--|--------|---------|---------|-----------|
| CmdSetMethodTargetQualifierAttribute | BL2000\jheine | 12/29/2021 7:50:56 PM | Set PeakFilterThresholdValue = 4679.72605284104 for qualifier 227.0 of compound Hexachlorobutadiene; previous value = 4575.16004776042 | | | ✓ | |
| CmdSetMethodTargetQualifierAttribute | BL2000\jheine | 12/29/2021 7:50:56 PM | No parameter change for ThresholdNumberOfPeaks | | | ✓ | |
| CmdSetMethodTargetCompoundAttribute | BL2000\jheine | 12/29/2021 7:50:57 PM | No parameter change for PeakFilterThreshold | | | ✓ | |
| CmdSetMethodTargetCompoundAttribute | BL2000\jheine | 12/29/2021 7:50:57 PM | No parameter change for PeakFilterThresholdValue | | | ✓ | |
| CmdSetMethodTargetCompoundAttribute | BL2000\jheine | 12/29/2021 7:50:57 PM | No parameter change for ThresholdNumberOfPeaks | | | ✓ | |
| CmdSetMethodTargetQualifierAttribute | BL2000\jheine | 12/29/2021 7:50:58 PM | No parameter change for PeakFilterThreshold | | | ✓ | |
| CmdSetMethodTargetQualifierAttribute | BL2000\jheine | 12/29/2021 7:50:58 PM | No parameter change for PeakFilterThresholdValue | | | ✓ | |
| CmdSetMethodTargetQualifierAttribute | BL2000\jheine | 12/29/2021 7:50:58 PM | No parameter change for ThresholdNumberOfPeaks | | | ✓ | |
| CmdSetMethodTargetCompoundAttribute | BL2000\jheine | 12/29/2021 7:50:59 PM | No parameter change for PeakFilterThreshold | | | ✓ | |
| CmdSetMethodTargetCompoundAttribute | BL2000\jheine | 12/29/2021 7:50:59 PM | No parameter change for PeakFilterThresholdValue | | | ✓ | |
| CmdSetMethodTargetCompoundAttribute | BL2000\jheine | 12/29/2021 7:50:59 PM | No parameter change for ThresholdNumberOfPeaks | | | ✓ | |
| CmdSetMethodTargetQualifierAttribute | BL2000\jheine | 12/29/2021 7:50:59 PM | No parameter change for PeakFilterThreshold | | | ✓ | |
| CmdSetMethodTargetQualifierAttribute | BL2000\jheine | 12/29/2021 7:51:00 PM | No parameter change for PeakFilterThresholdValue | | | ✓ | |
| CmdSetMethodTargetQualifierAttribute | BL2000\jheine | 12/29/2021 7:51:00 PM | No parameter change for ThresholdNumberOfPeaks | | | ✓ | |
| CmdSetMethodTargetQualifierAttribute | BL2000\jheine | 12/29/2021 7:51:01 PM | No parameter change for PeakFilterThreshold | | | ✓ | |
| CmdSetMethodTargetQualifierAttribute | BL2000\jheine | 12/29/2021 7:51:01 PM | No parameter change for PeakFilterThresholdValue | | | ✓ | |
| CmdSetMethodTargetQualifierAttribute | BL2000\jheine | 12/29/2021 7:51:01 PM | No parameter change for ThresholdNumberOfPeaks | | | ✓ | |
| CmdSetMethodTargetCompoundAttribute | BL2000\jheine | 12/29/2021 7:51:02 PM | No parameter change for PeakFilterThreshold | | | ✓ | |
| CmdSetMethodTargetCompoundAttribute | BL2000\jheine | 12/29/2021 7:51:02 PM | Set PeakFilterThresholdValue = 11078.3529777312 for compound 4-Chloro-3-Methylphenol; previous value = 11625.7033687016 | | | ✓ | |
| CmdSetMethodTargetCompoundAttribute | BL2000\jheine | 12/29/2021 7:51:02 PM | No parameter change for ThresholdNumberOfPeaks | | | ✓ | |
| CmdSetMethodTargetQualifierAttribute | BL2000\jheine | 12/29/2021 7:51:03 PM | No parameter change for PeakFilterThreshold | | | ✓ | |

Audit Trail report

| Name | User | Time | Action | Reason | Comment | Succeed | Exception |
|--------------------------------------|---------------|-----------------------|--|--------|---------|---------|-----------|
| CmdSetMethodTargetQualifierAttribute | BL2000\jheine | 12/29/2021 7:51:03 PM | Set PeakFilterThresholdValue = 3058.27179598031 for qualifier 144.0 of compound 4-Chloro-3-Methylphenol; previous value = 3251.55394206143 | | | ✓ | |
| CmdSetMethodTargetQualifierAttribute | BL2000\jheine | 12/29/2021 7:51:03 PM | No parameter change for ThresholdNumberOfPeaks | | | ✓ | |
| CmdSetMethodTargetCompoundAttribute | BL2000\jheine | 12/29/2021 7:51:04 PM | No parameter change for PeakFilterThreshold | | | ✓ | |
| CmdSetMethodTargetCompoundAttribute | BL2000\jheine | 12/29/2021 7:51:04 PM | No parameter change for PeakFilterThresholdValue | | | ✓ | |
| CmdSetMethodTargetCompoundAttribute | BL2000\jheine | 12/29/2021 7:51:04 PM | No parameter change for ThresholdNumberOfPeaks | | | ✓ | |
| CmdSetMethodTargetQualifierAttribute | BL2000\jheine | 12/29/2021 7:51:05 PM | No parameter change for PeakFilterThreshold | | | ✓ | |
| CmdSetMethodTargetQualifierAttribute | BL2000\jheine | 12/29/2021 7:51:05 PM | No parameter change for PeakFilterThresholdValue | | | ✓ | |
| CmdSetMethodTargetQualifierAttribute | BL2000\jheine | 12/29/2021 7:51:05 PM | No parameter change for ThresholdNumberOfPeaks | | | ✓ | |
| CmdSetMethodTargetQualifierAttribute | BL2000\jheine | 12/29/2021 7:51:06 PM | No parameter change for PeakFilterThreshold | | | ✓ | |
| CmdSetMethodTargetQualifierAttribute | BL2000\jheine | 12/29/2021 7:51:06 PM | No parameter change for PeakFilterThresholdValue | | | ✓ | |
| CmdSetMethodTargetQualifierAttribute | BL2000\jheine | 12/29/2021 7:51:06 PM | No parameter change for ThresholdNumberOfPeaks | | | ✓ | |
| CmdSetMethodTargetCompoundAttribute | BL2000\jheine | 12/29/2021 7:51:07 PM | No parameter change for PeakFilterThreshold | | | ✓ | |
| CmdSetMethodTargetCompoundAttribute | BL2000\jheine | 12/29/2021 7:51:07 PM | Set PeakFilterThresholdValue = 29825.0110109442 for compound 2-Methylnaphthalene; previous value = 29199.7653752302 | | | ✓ | |
| CmdSetMethodTargetCompoundAttribute | BL2000\jheine | 12/29/2021 7:51:07 PM | No parameter change for ThresholdNumberOfPeaks | | | ✓ | |
| CmdSetMethodTargetQualifierAttribute | BL2000\jheine | 12/29/2021 7:51:07 PM | No parameter change for PeakFilterThreshold | | | ✓ | |
| CmdSetMethodTargetQualifierAttribute | BL2000\jheine | 12/29/2021 7:51:08 PM | Set PeakFilterThresholdValue = 34243.6835595072 for qualifier 142.0 of compound 2-Methylnaphthalene; previous value = 34349.5320151702 | | | ✓ | |
| CmdSetMethodTargetQualifierAttribute | BL2000\jheine | 12/29/2021 7:51:08 PM | No parameter change for ThresholdNumberOfPeaks | | | ✓ | |
| CmdSetMethodTargetQualifierAttribute | BL2000\jheine | 12/29/2021 7:51:08 PM | No parameter change for PeakFilterThreshold | | | ✓ | |
| CmdSetMethodTargetQualifierAttribute | BL2000\jheine | 12/29/2021 7:51:09 PM | Set PeakFilterThresholdValue = 12516.056142521 for qualifier 115.0 of compound 2-Methylnaphthalene; previous value = 11738.6314533163 | | | ✓ | |
| CmdSetMethodTargetQualifierAttribute | BL2000\jheine | 12/29/2021 7:51:09 PM | No parameter change for ThresholdNumberOfPeaks | | | ✓ | |

Audit Trail report

| Name | User | Time | Action | Reason | Comment | Succeed | Exception |
|--------------------------------------|---------------|-----------------------|---|--------|---------|---------|-----------|
| CmdSetMethodTargetCompoundAttribute | BL2000\jheine | 12/29/2021 7:51:09 PM | No parameter change for PeakFilterThreshold | | | ✓ | |
| CmdSetMethodTargetCompoundAttribute | BL2000\jheine | 12/29/2021 7:51:10 PM | Set PeakFilterThresholdValue = 31392.8938341894 for compound 1-Methylnaphthalene; previous value = 30472.4534944057 | | | ✓ | |
| CmdSetMethodTargetCompoundAttribute | BL2000\jheine | 12/29/2021 7:51:10 PM | No parameter change for ThresholdNumberOfPeaks | | | ✓ | |
| CmdSetMethodTargetQualifierAttribute | BL2000\jheine | 12/29/2021 7:51:11 PM | No parameter change for PeakFilterThreshold | | | ✓ | |
| CmdSetMethodTargetQualifierAttribute | BL2000\jheine | 12/29/2021 7:51:11 PM | Set PeakFilterThresholdValue = 34833.8347126123 for qualifier 142.0 of compound 1-Methylnaphthalene; previous value = 33459.5373350527 | | | ✓ | |
| CmdSetMethodTargetQualifierAttribute | BL2000\jheine | 12/29/2021 7:51:11 PM | No parameter change for ThresholdNumberOfPeaks | | | ✓ | |
| CmdSetMethodTargetQualifierAttribute | BL2000\jheine | 12/29/2021 7:51:12 PM | No parameter change for PeakFilterThreshold | | | ✓ | |
| CmdSetMethodTargetQualifierAttribute | BL2000\jheine | 12/29/2021 7:51:12 PM | Set PeakFilterThresholdValue = 13328.0005957795 for qualifier 115.0 of compound 1-Methylnaphthalene; previous value = 12675.1076971598 | | | ✓ | |
| CmdSetMethodTargetQualifierAttribute | BL2000\jheine | 12/29/2021 7:51:12 PM | No parameter change for ThresholdNumberOfPeaks | | | ✓ | |
| CmdSetMethodTargetCompoundAttribute | BL2000\jheine | 12/29/2021 7:51:13 PM | No parameter change for PeakFilterThreshold | | | ✓ | |
| CmdSetMethodTargetCompoundAttribute | BL2000\jheine | 12/29/2021 7:51:13 PM | Set PeakFilterThresholdValue = 10423.9837499999 for compound 4-Chloro-2-Methylphenol; previous value = 10557.9850000001 | | | ✓ | |
| CmdSetMethodTargetCompoundAttribute | BL2000\jheine | 12/29/2021 7:51:13 PM | No parameter change for ThresholdNumberOfPeaks | | | ✓ | |
| CmdSetMethodTargetQualifierAttribute | BL2000\jheine | 12/29/2021 7:51:14 PM | No parameter change for PeakFilterThreshold | | | ✓ | |
| CmdSetMethodTargetQualifierAttribute | BL2000\jheine | 12/29/2021 7:51:14 PM | Set PeakFilterThresholdValue = 2775.01339276278 for qualifier 144.0 of compound 4-Chloro-2-Methylphenol; previous value = 2625.6551707412 | | | ✓ | |
| CmdSetMethodTargetQualifierAttribute | BL2000\jheine | 12/29/2021 7:51:14 PM | No parameter change for ThresholdNumberOfPeaks | | | ✓ | |
| CmdSetMethodTargetCompoundAttribute | BL2000\jheine | 12/29/2021 7:51:15 PM | No parameter change for PeakFilterThreshold | | | ✓ | |
| CmdSetMethodTargetCompoundAttribute | BL2000\jheine | 12/29/2021 7:51:15 PM | No parameter change for PeakFilterThresholdValue | | | ✓ | |
| CmdSetMethodTargetCompoundAttribute | BL2000\jheine | 12/29/2021 7:51:15 PM | No parameter change for ThresholdNumberOfPeaks | | | ✓ | |
| CmdSetMethodTargetQualifierAttribute | BL2000\jheine | 12/29/2021 7:51:15 PM | No parameter change for PeakFilterThreshold | | | ✓ | |
| CmdSetMethodTargetQualifierAttribute | BL2000\jheine | 12/29/2021 7:51:15 PM | No parameter change for PeakFilterThresholdValue | | | ✓ | |

Audit Trail report

| Name | User | Time | Action | Reason | Comment | Succeed | Exception |
|--------------------------------------|---------------|-----------------------|--|--------|---------|---------|-----------|
| CmdSetMethodTargetQualifierAttribute | BL2000\jheine | 12/29/2021 7:51:16 PM | No parameter change for ThresholdNumberOfPeaks | | | ✓ | |
| CmdSetMethodTargetQualifierAttribute | BL2000\jheine | 12/29/2021 7:51:16 PM | No parameter change for PeakFilterThreshold | | | ✓ | |
| CmdSetMethodTargetQualifierAttribute | BL2000\jheine | 12/29/2021 7:51:16 PM | No parameter change for PeakFilterThresholdValue | | | ✓ | |
| CmdSetMethodTargetQualifierAttribute | BL2000\jheine | 12/29/2021 7:51:16 PM | No parameter change for ThresholdNumberOfPeaks | | | ✓ | |
| CmdSetMethodTargetCompoundAttribute | BL2000\jheine | 12/29/2021 7:51:17 PM | No parameter change for PeakFilterThreshold | | | ✓ | |
| CmdSetMethodTargetCompoundAttribute | BL2000\jheine | 12/29/2021 7:51:17 PM | Set PeakFilterThresholdValue = 3085.54400000005 for compound Hexachlorocyclopentadiene; previous value = 2143.98799999999 | | | ✓ | |
| CmdSetMethodTargetCompoundAttribute | BL2000\jheine | 12/29/2021 7:51:17 PM | No parameter change for ThresholdNumberOfPeaks | | | ✓ | |
| CmdSetMethodTargetQualifierAttribute | BL2000\jheine | 12/29/2021 7:51:18 PM | No parameter change for PeakFilterThreshold | | | ✓ | |
| CmdSetMethodTargetQualifierAttribute | BL2000\jheine | 12/29/2021 7:51:18 PM | Set PeakFilterThresholdValue = 1978.13756678577 for qualifier 238.9 of compound Hexachlorocyclopentadiene; previous value = 1392.45823339227 | | | ✓ | |
| CmdSetMethodTargetQualifierAttribute | BL2000\jheine | 12/29/2021 7:51:18 PM | No parameter change for ThresholdNumberOfPeaks | | | ✓ | |
| CmdSetMethodTargetQualifierAttribute | BL2000\jheine | 12/29/2021 7:51:19 PM | No parameter change for PeakFilterThreshold | | | ✓ | |
| CmdSetMethodTargetQualifierAttribute | BL2000\jheine | 12/29/2021 7:51:19 PM | Set PeakFilterThresholdValue = 1995.35685480697 for qualifier 234.9 of compound Hexachlorocyclopentadiene; previous value = 1344.76320370188 | | | ✓ | |
| CmdSetMethodTargetQualifierAttribute | BL2000\jheine | 12/29/2021 7:51:20 PM | No parameter change for ThresholdNumberOfPeaks | | | ✓ | |
| CmdSetMethodTargetCompoundAttribute | BL2000\jheine | 12/29/2021 7:51:20 PM | No parameter change for PeakFilterThreshold | | | ✓ | |
| CmdSetMethodTargetCompoundAttribute | BL2000\jheine | 12/29/2021 7:51:20 PM | Set PeakFilterThresholdValue = 6478.61975000006 for compound 2,4,6-Trichlorophenol; previous value = 4906.81150000003 | | | ✓ | |
| CmdSetMethodTargetCompoundAttribute | BL2000\jheine | 12/29/2021 7:51:20 PM | No parameter change for ThresholdNumberOfPeaks | | | ✓ | |
| CmdSetMethodTargetQualifierAttribute | BL2000\jheine | 12/29/2021 7:51:21 PM | No parameter change for PeakFilterThreshold | | | ✓ | |
| CmdSetMethodTargetQualifierAttribute | BL2000\jheine | 12/29/2021 7:51:21 PM | Set PeakFilterThresholdValue = 6116.98325162853 for qualifier 198.0 of compound 2,4,6-Trichlorophenol; previous value = 4749.2406337014 | | | ✓ | |
| CmdSetMethodTargetQualifierAttribute | BL2000\jheine | 12/29/2021 7:51:21 PM | No parameter change for ThresholdNumberOfPeaks | | | ✓ | |

Audit Trail report

| Name | User | Time | Action | Reason | Comment | Succeed | Exception |
|--------------------------------------|---------------|-----------------------|--|--------|---------|---------|-----------|
| CmdSetMethodTargetCompoundAttribute | BL2000\jheine | 12/29/2021 7:51:21 PM | No parameter change for PeakFilterThreshold | | | ✓ | |
| CmdSetMethodTargetCompoundAttribute | BL2000\jheine | 12/29/2021 7:51:22 PM | Set PeakFilterThresholdValue = 7475.69000000006 for compound 2,4,5-Trichlorophenol; previous value = 7648.79950000002 | | | ✓ | |
| CmdSetMethodTargetCompoundAttribute | BL2000\jheine | 12/29/2021 7:51:22 PM | No parameter change for ThresholdNumberOfPeaks | | | ✓ | |
| CmdSetMethodTargetQualifierAttribute | BL2000\jheine | 12/29/2021 7:51:22 PM | No parameter change for PeakFilterThreshold | | | ✓ | |
| CmdSetMethodTargetQualifierAttribute | BL2000\jheine | 12/29/2021 7:51:23 PM | Set PeakFilterThresholdValue = 7096.22688018077 for qualifier 198.0 of compound 2,4,5-Trichlorophenol; previous value = 7407.03856982834 | | | ✓ | |
| CmdSetMethodTargetQualifierAttribute | BL2000\jheine | 12/29/2021 7:51:23 PM | No parameter change for ThresholdNumberOfPeaks | | | ✓ | |
| CmdSetMethodTargetCompoundAttribute | BL2000\jheine | 12/29/2021 7:51:23 PM | No parameter change for PeakFilterThreshold | | | ✓ | |
| CmdSetMethodTargetCompoundAttribute | BL2000\jheine | 12/29/2021 7:51:24 PM | No parameter change for PeakFilterThresholdValue | | | ✓ | |
| CmdSetMethodTargetCompoundAttribute | BL2000\jheine | 12/29/2021 7:51:24 PM | No parameter change for ThresholdNumberOfPeaks | | | ✓ | |
| CmdSetMethodTargetQualifierAttribute | BL2000\jheine | 12/29/2021 7:51:24 PM | No parameter change for PeakFilterThreshold | | | ✓ | |
| CmdSetMethodTargetQualifierAttribute | BL2000\jheine | 12/29/2021 7:51:25 PM | No parameter change for PeakFilterThresholdValue | | | ✓ | |
| CmdSetMethodTargetQualifierAttribute | BL2000\jheine | 12/29/2021 7:51:25 PM | No parameter change for ThresholdNumberOfPeaks | | | ✓ | |
| CmdSetMethodTargetQualifierAttribute | BL2000\jheine | 12/29/2021 7:51:26 PM | No parameter change for PeakFilterThreshold | | | ✓ | |
| CmdSetMethodTargetQualifierAttribute | BL2000\jheine | 12/29/2021 7:51:26 PM | No parameter change for PeakFilterThresholdValue | | | ✓ | |
| CmdSetMethodTargetQualifierAttribute | BL2000\jheine | 12/29/2021 7:51:26 PM | No parameter change for ThresholdNumberOfPeaks | | | ✓ | |
| CmdSetMethodTargetCompoundAttribute | BL2000\jheine | 12/29/2021 7:51:27 PM | No parameter change for PeakFilterThreshold | | | ✓ | |
| CmdSetMethodTargetCompoundAttribute | BL2000\jheine | 12/29/2021 7:51:27 PM | Set PeakFilterThresholdValue = 28961.7825 for compound 2-Chloronaphthalene; previous value = 27048.3497500001 | | | ✓ | |
| CmdSetMethodTargetCompoundAttribute | BL2000\jheine | 12/29/2021 7:51:27 PM | No parameter change for ThresholdNumberOfPeaks | | | ✓ | |
| CmdSetMethodTargetQualifierAttribute | BL2000\jheine | 12/29/2021 7:51:28 PM | No parameter change for PeakFilterThreshold | | | ✓ | |
| CmdSetMethodTargetQualifierAttribute | BL2000\jheine | 12/29/2021 7:51:28 PM | Set PeakFilterThresholdValue = 9332.38198024856 for qualifier 164.0 of compound 2-Chloronaphthalene; previous value = 8671.83492673649 | | | ✓ | |
| CmdSetMethodTargetQualifierAttribute | BL2000\jheine | 12/29/2021 7:51:28 PM | No parameter change for ThresholdNumberOfPeaks | | | ✓ | |

Audit Trail report

| Name | User | Time | Action | Reason | Comment | Succeed | Exception |
|--------------------------------------|---------------|-----------------------|--|--------|---------|---------|-----------|
| CmdSetMethodTargetQualifierAttribute | BL2000\jheine | 12/29/2021 7:51:29 PM | No parameter change for PeakFilterThreshold | | | ✓ | |
| CmdSetMethodTargetQualifierAttribute | BL2000\jheine | 12/29/2021 7:51:29 PM | Set PeakFilterThresholdValue = 11348.1079158317 for qualifier 127.0 of compound 2-Chloronaphthalene; previous value = 10601.3465099822 | | | ✓ | |
| CmdSetMethodTargetQualifierAttribute | BL2000\jheine | 12/29/2021 7:51:29 PM | No parameter change for ThresholdNumberOfPeaks | | | ✓ | |
| CmdSetMethodTargetCompoundAttribute | BL2000\jheine | 12/29/2021 7:51:30 PM | No parameter change for PeakFilterThreshold | | | ✓ | |
| CmdSetMethodTargetCompoundAttribute | BL2000\jheine | 12/29/2021 7:51:30 PM | Set PeakFilterThresholdValue = 3357.73157925091 for compound 2-Nitroaniline; previous value = 3288.49718230273 | | | ✓ | |
| CmdSetMethodTargetCompoundAttribute | BL2000\jheine | 12/29/2021 7:51:30 PM | No parameter change for ThresholdNumberOfPeaks | | | ✓ | |
| CmdSetMethodTargetQualifierAttribute | BL2000\jheine | 12/29/2021 7:51:31 PM | No parameter change for PeakFilterThreshold | | | ✓ | |
| CmdSetMethodTargetQualifierAttribute | BL2000\jheine | 12/29/2021 7:51:31 PM | Set PeakFilterThresholdValue = 3344.09939478366 for qualifier 138.0 of compound 2-Nitroaniline; previous value = 3244.79109695994 | | | ✓ | |
| CmdSetMethodTargetQualifierAttribute | BL2000\jheine | 12/29/2021 7:51:31 PM | No parameter change for ThresholdNumberOfPeaks | | | ✓ | |
| CmdSetMethodTargetCompoundAttribute | BL2000\jheine | 12/29/2021 7:51:31 PM | No parameter change for PeakFilterThreshold | | | ✓ | |
| CmdSetMethodTargetCompoundAttribute | BL2000\jheine | 12/29/2021 7:51:32 PM | No parameter change for PeakFilterThresholdValue | | | ✓ | |
| CmdSetMethodTargetCompoundAttribute | BL2000\jheine | 12/29/2021 7:51:32 PM | No parameter change for ThresholdNumberOfPeaks | | | ✓ | |
| CmdSetMethodTargetQualifierAttribute | BL2000\jheine | 12/29/2021 7:51:32 PM | No parameter change for PeakFilterThreshold | | | ✓ | |
| CmdSetMethodTargetQualifierAttribute | BL2000\jheine | 12/29/2021 7:51:33 PM | No parameter change for PeakFilterThresholdValue | | | ✓ | |
| CmdSetMethodTargetQualifierAttribute | BL2000\jheine | 12/29/2021 7:51:33 PM | No parameter change for ThresholdNumberOfPeaks | | | ✓ | |
| CmdSetMethodTargetQualifierAttribute | BL2000\jheine | 12/29/2021 7:51:33 PM | No parameter change for PeakFilterThreshold | | | ✓ | |
| CmdSetMethodTargetQualifierAttribute | BL2000\jheine | 12/29/2021 7:51:34 PM | No parameter change for PeakFilterThresholdValue | | | ✓ | |
| CmdSetMethodTargetQualifierAttribute | BL2000\jheine | 12/29/2021 7:51:34 PM | No parameter change for ThresholdNumberOfPeaks | | | ✓ | |
| CmdSetMethodTargetCompoundAttribute | BL2000\jheine | 12/29/2021 7:51:34 PM | No parameter change for PeakFilterThreshold | | | ✓ | |
| CmdSetMethodTargetCompoundAttribute | BL2000\jheine | 12/29/2021 7:51:35 PM | Set PeakFilterThresholdValue = 20487.1190000004 for compound Dimethyl Phthalate; previous value = 16567.9514999997 | | | ✓ | |
| CmdSetMethodTargetCompoundAttribute | BL2000\jheine | 12/29/2021 7:51:35 PM | No parameter change for ThresholdNumberOfPeaks | | | ✓ | |

Audit Trail report

| Name | User | Time | Action | Reason | Comment | Succeed | Exception |
|--------------------------------------|---------------|-----------------------|--|--------|---------|---------|-----------|
| CmdSetMethodTargetQualifierAttribute | BL2000\jheine | 12/29/2021 7:51:35 PM | No parameter change for PeakFilterThreshold | | | ✓ | |
| CmdSetMethodTargetQualifierAttribute | BL2000\jheine | 12/29/2021 7:51:35 PM | Set PeakFilterThresholdValue = 4414.22413116414 for qualifier 77.0 of compound Dimethyl Phthalate; previous value = 3538.15925899254 | | | ✓ | |
| CmdSetMethodTargetQualifierAttribute | BL2000\jheine | 12/29/2021 7:51:36 PM | No parameter change for ThresholdNumberOfPeaks | | | ✓ | |
| CmdSetMethodTargetCompoundAttribute | BL2000\jheine | 12/29/2021 7:51:36 PM | No parameter change for PeakFilterThreshold | | | ✓ | |
| CmdSetMethodTargetCompoundAttribute | BL2000\jheine | 12/29/2021 7:51:36 PM | Set PeakFilterThresholdValue = 47911.7905000008 for compound Acenaphthylene; previous value = 42347.9292500007 | | | ✓ | |
| CmdSetMethodTargetCompoundAttribute | BL2000\jheine | 12/29/2021 7:51:37 PM | No parameter change for ThresholdNumberOfPeaks | | | ✓ | |
| CmdSetMethodTargetQualifierAttribute | BL2000\jheine | 12/29/2021 7:51:37 PM | No parameter change for PeakFilterThreshold | | | ✓ | |
| CmdSetMethodTargetQualifierAttribute | BL2000\jheine | 12/29/2021 7:51:37 PM | Set PeakFilterThresholdValue = 6680.75440451911 for qualifier 153.1 of compound Acenaphthylene; previous value = 5886.29111080953 | | | ✓ | |
| CmdSetMethodTargetQualifierAttribute | BL2000\jheine | 12/29/2021 7:51:38 PM | No parameter change for ThresholdNumberOfPeaks | | | ✓ | |
| CmdSetMethodTargetCompoundAttribute | BL2000\jheine | 12/29/2021 7:51:38 PM | No parameter change for PeakFilterThreshold | | | ✓ | |
| CmdSetMethodTargetCompoundAttribute | BL2000\jheine | 12/29/2021 7:51:38 PM | No parameter change for PeakFilterThresholdValue | | | ✓ | |
| CmdSetMethodTargetCompoundAttribute | BL2000\jheine | 12/29/2021 7:51:39 PM | No parameter change for ThresholdNumberOfPeaks | | | ✓ | |
| CmdSetMethodTargetQualifierAttribute | BL2000\jheine | 12/29/2021 7:51:39 PM | No parameter change for PeakFilterThreshold | | | ✓ | |
| CmdSetMethodTargetQualifierAttribute | BL2000\jheine | 12/29/2021 7:51:40 PM | No parameter change for PeakFilterThresholdValue | | | ✓ | |
| CmdSetMethodTargetQualifierAttribute | BL2000\jheine | 12/29/2021 7:51:40 PM | No parameter change for ThresholdNumberOfPeaks | | | ✓ | |
| CmdSetMethodTargetQualifierAttribute | BL2000\jheine | 12/29/2021 7:51:40 PM | No parameter change for PeakFilterThreshold | | | ✓ | |
| CmdSetMethodTargetQualifierAttribute | BL2000\jheine | 12/29/2021 7:51:41 PM | No parameter change for PeakFilterThresholdValue | | | ✓ | |
| CmdSetMethodTargetQualifierAttribute | BL2000\jheine | 12/29/2021 7:51:41 PM | No parameter change for ThresholdNumberOfPeaks | | | ✓ | |
| CmdSetMethodTargetCompoundAttribute | BL2000\jheine | 12/29/2021 7:51:41 PM | No parameter change for PeakFilterThreshold | | | ✓ | |
| CmdSetMethodTargetCompoundAttribute | BL2000\jheine | 12/29/2021 7:51:42 PM | Set PeakFilterThresholdValue = 2620.05325000006 for compound 2,6-Dinitrotoluene; previous value = 2102.73174999993 | | | ✓ | |
| CmdSetMethodTargetCompoundAttribute | BL2000\jheine | 12/29/2021 7:51:42 PM | No parameter change for ThresholdNumberOfPeaks | | | ✓ | |

Audit Trail report

| Name | User | Time | Action | Reason | Comment | Succeed | Exception |
|--------------------------------------|---------------|-----------------------|--|--------|---------|---------|-----------|
| CmdSetMethodTargetQualifierAttribute | BL2000\jheine | 12/29/2021 7:51:42 PM | No parameter change for PeakFilterThreshold | | | ✓ | |
| CmdSetMethodTargetQualifierAttribute | BL2000\jheine | 12/29/2021 7:51:43 PM | Set PeakFilterThresholdValue = 1774.9976174988 for qualifier 89.0 of compound 2,6-Dinitrotoluene; previous value = 1391.14433615182 | | | ✓ | |
| CmdSetMethodTargetQualifierAttribute | BL2000\jheine | 12/29/2021 7:51:43 PM | No parameter change for ThresholdNumberOfPeaks | | | ✓ | |
| CmdSetMethodTargetQualifierAttribute | BL2000\jheine | 12/29/2021 7:51:43 PM | No parameter change for PeakFilterThreshold | | | ✓ | |
| CmdSetMethodTargetQualifierAttribute | BL2000\jheine | 12/29/2021 7:51:44 PM | Set PeakFilterThresholdValue = 5056.70032867739 for qualifier 63.0 of compound 2,6-Dinitrotoluene; previous value = 3855.18589637854 | | | ✓ | |
| CmdSetMethodTargetQualifierAttribute | BL2000\jheine | 12/29/2021 7:51:44 PM | No parameter change for ThresholdNumberOfPeaks | | | ✓ | |
| CmdSetMethodTargetCompoundAttribute | BL2000\jheine | 12/29/2021 7:51:44 PM | No parameter change for PeakFilterThreshold | | | ✓ | |
| CmdSetMethodTargetCompoundAttribute | BL2000\jheine | 12/29/2021 7:51:45 PM | Set PeakFilterThresholdValue = 32366.3645000008 for compound Acenaphthene; previous value = 28274.6157500005 | | | ✓ | |
| CmdSetMethodTargetCompoundAttribute | BL2000\jheine | 12/29/2021 7:51:45 PM | No parameter change for ThresholdNumberOfPeaks | | | ✓ | |
| CmdSetMethodTargetQualifierAttribute | BL2000\jheine | 12/29/2021 7:51:45 PM | No parameter change for PeakFilterThreshold | | | ✓ | |
| CmdSetMethodTargetQualifierAttribute | BL2000\jheine | 12/29/2021 7:51:46 PM | Set PeakFilterThresholdValue = 17047.8446061673 for qualifier 152.0 of compound Acenaphthene; previous value = 15382.4604374614 | | | ✓ | |
| CmdSetMethodTargetQualifierAttribute | BL2000\jheine | 12/29/2021 7:51:46 PM | No parameter change for ThresholdNumberOfPeaks | | | ✓ | |
| CmdSetMethodTargetQualifierAttribute | BL2000\jheine | 12/29/2021 7:51:46 PM | No parameter change for PeakFilterThreshold | | | ✓ | |
| CmdSetMethodTargetQualifierAttribute | BL2000\jheine | 12/29/2021 7:51:47 PM | Set PeakFilterThresholdValue = 35457.4917107671 for qualifier 153.0 of compound Acenaphthene; previous value = 30935.7416378097 | | | ✓ | |
| CmdSetMethodTargetQualifierAttribute | BL2000\jheine | 12/29/2021 7:51:47 PM | No parameter change for ThresholdNumberOfPeaks | | | ✓ | |
| CmdSetMethodTargetCompoundAttribute | BL2000\jheine | 12/29/2021 7:51:47 PM | No parameter change for PeakFilterThreshold | | | ✓ | |
| CmdSetMethodTargetCompoundAttribute | BL2000\jheine | 12/29/2021 7:51:48 PM | Set PeakFilterThresholdValue = 2813.83774999998 for compound 3-Nitroaniline; previous value = 2083.54225000003 | | | ✓ | |
| CmdSetMethodTargetCompoundAttribute | BL2000\jheine | 12/29/2021 7:51:48 PM | No parameter change for ThresholdNumberOfPeaks | | | ✓ | |
| CmdSetMethodTargetQualifierAttribute | BL2000\jheine | 12/29/2021 7:51:48 PM | No parameter change for PeakFilterThreshold | | | ✓ | |

Audit Trail report

| Name | User | Time | Action | Reason | Comment | Succeed | Exception |
|--------------------------------------|---------------|-----------------------|--|--------|---------|---------|-----------|
| CmdSetMethodTargetQualifierAttribute | BL2000\jheine | 12/29/2021 7:51:48 PM | Set PeakFilterThresholdValue = 3337.81714398362 for qualifier 92.0 of compound 3-Nitroaniline; previous value = 2315.71772223833 | | | ✓ | |
| CmdSetMethodTargetQualifierAttribute | BL2000\jheine | 12/29/2021 7:51:49 PM | No parameter change for ThresholdNumberOfPeaks | | | ✓ | |
| CmdSetMethodTargetQualifierAttribute | BL2000\jheine | 12/29/2021 7:51:49 PM | No parameter change for PeakFilterThreshold | | | ✓ | |
| CmdSetMethodTargetQualifierAttribute | BL2000\jheine | 12/29/2021 7:51:50 PM | Set PeakFilterThresholdValue = 4439.58652424204 for qualifier 65.0 of compound 3-Nitroaniline; previous value = 3081.66866188637 | | | ✓ | |
| CmdSetMethodTargetQualifierAttribute | BL2000\jheine | 12/29/2021 7:51:50 PM | No parameter change for ThresholdNumberOfPeaks | | | ✓ | |
| CmdSetMethodTargetCompoundAttribute | BL2000\jheine | 12/29/2021 7:51:50 PM | No parameter change for PeakFilterThreshold | | | ✓ | |
| CmdSetMethodTargetCompoundAttribute | BL2000\jheine | 12/29/2021 7:51:51 PM | Set PeakFilterThresholdValue = 1575.11250000001 for compound 2,4-Dinitrophenol; previous value = 639.387 | | | ✓ | |
| CmdSetMethodTargetCompoundAttribute | BL2000\jheine | 12/29/2021 7:51:51 PM | No parameter change for ThresholdNumberOfPeaks | | | ✓ | |
| CmdSetMethodTargetQualifierAttribute | BL2000\jheine | 12/29/2021 7:51:51 PM | No parameter change for PeakFilterThreshold | | | ✓ | |
| CmdSetMethodTargetQualifierAttribute | BL2000\jheine | 12/29/2021 7:51:52 PM | Set PeakFilterThresholdValue = 874.228551983516 for qualifier 154.0 of compound 2,4-Dinitrophenol; previous value = 410.838537364506 | | | ✓ | |
| CmdSetMethodTargetQualifierAttribute | BL2000\jheine | 12/29/2021 7:51:52 PM | No parameter change for ThresholdNumberOfPeaks | | | ✓ | |
| CmdSetMethodTargetCompoundAttribute | BL2000\jheine | 12/29/2021 7:51:52 PM | No parameter change for PeakFilterThreshold | | | ✓ | |
| CmdSetMethodTargetCompoundAttribute | BL2000\jheine | 12/29/2021 7:51:53 PM | Set PeakFilterThresholdValue = 46429.709999999 for compound Dibenzofuran; previous value = 43487.8682500009 | | | ✓ | |
| CmdSetMethodTargetCompoundAttribute | BL2000\jheine | 12/29/2021 7:51:53 PM | No parameter change for ThresholdNumberOfPeaks | | | ✓ | |
| CmdSetMethodTargetQualifierAttribute | BL2000\jheine | 12/29/2021 7:51:53 PM | No parameter change for PeakFilterThreshold | | | ✓ | |
| CmdSetMethodTargetQualifierAttribute | BL2000\jheine | 12/29/2021 7:51:54 PM | Set PeakFilterThresholdValue = 17748.4162656116 for qualifier 139.0 of compound Dibenzofuran; previous value = 19559.2784961642 | | | ✓ | |
| CmdSetMethodTargetQualifierAttribute | BL2000\jheine | 12/29/2021 7:51:54 PM | No parameter change for ThresholdNumberOfPeaks | | | ✓ | |
| CmdSetMethodTargetCompoundAttribute | BL2000\jheine | 12/29/2021 7:51:54 PM | No parameter change for PeakFilterThreshold | | | ✓ | |
| CmdSetMethodTargetCompoundAttribute | BL2000\jheine | 12/29/2021 7:51:55 PM | No parameter change for PeakFilterThresholdValue | | | ✓ | |

Audit Trail report

| Name | User | Time | Action | Reason | Comment | Succeed | Exception |
|--------------------------------------|---------------|-----------------------|--|--------|---------|---------|-----------|
| CmdSetMethodTargetCompoundAttribute | BL2000\jheine | 12/29/2021 7:51:55 PM | No parameter change for ThresholdNumberOfPeaks | | | ✓ | |
| CmdSetMethodTargetQualifierAttribute | BL2000\jheine | 12/29/2021 7:51:55 PM | No parameter change for PeakFilterThreshold | | | ✓ | |
| CmdSetMethodTargetQualifierAttribute | BL2000\jheine | 12/29/2021 7:51:56 PM | No parameter change for PeakFilterThresholdValue | | | ✓ | |
| CmdSetMethodTargetQualifierAttribute | BL2000\jheine | 12/29/2021 7:51:56 PM | No parameter change for ThresholdNumberOfPeaks | | | ✓ | |
| CmdSetMethodTargetQualifierAttribute | BL2000\jheine | 12/29/2021 7:51:56 PM | No parameter change for PeakFilterThreshold | | | ✓ | |
| CmdSetMethodTargetQualifierAttribute | BL2000\jheine | 12/29/2021 7:51:57 PM | No parameter change for PeakFilterThresholdValue | | | ✓ | |
| CmdSetMethodTargetQualifierAttribute | BL2000\jheine | 12/29/2021 7:51:57 PM | No parameter change for ThresholdNumberOfPeaks | | | ✓ | |
| CmdSetMethodTargetCompoundAttribute | BL2000\jheine | 12/29/2021 7:51:57 PM | No parameter change for PeakFilterThreshold | | | ✓ | |
| CmdSetMethodTargetCompoundAttribute | BL2000\jheine | 12/29/2021 7:51:58 PM | Set PeakFilterThresholdValue = 4155.37724999998 for compound 4-Nitrophenol; previous value = 2019.92464627659 | | | ✓ | |
| CmdSetMethodTargetCompoundAttribute | BL2000\jheine | 12/29/2021 7:51:58 PM | No parameter change for ThresholdNumberOfPeaks | | | ✓ | |
| CmdSetMethodTargetQualifierAttribute | BL2000\jheine | 12/29/2021 7:51:58 PM | No parameter change for PeakFilterThreshold | | | ✓ | |
| CmdSetMethodTargetQualifierAttribute | BL2000\jheine | 12/29/2021 7:51:59 PM | Set PeakFilterThresholdValue = 2947.05702933002 for qualifier 139.0 of compound 4-Nitrophenol; previous value = 10258.7609121723 | | | ✓ | |
| CmdSetMethodTargetQualifierAttribute | BL2000\jheine | 12/29/2021 7:51:59 PM | No parameter change for ThresholdNumberOfPeaks | | | ✓ | |
| CmdSetMethodTargetQualifierAttribute | BL2000\jheine | 12/29/2021 7:51:59 PM | No parameter change for PeakFilterThreshold | | | ✓ | |
| CmdSetMethodTargetQualifierAttribute | BL2000\jheine | 12/29/2021 7:51:59 PM | Set PeakFilterThresholdValue = 3565.18510408723 for qualifier 65.0 of compound 4-Nitrophenol; previous value = 1790.14096211599 | | | ✓ | |
| CmdSetMethodTargetQualifierAttribute | BL2000\jheine | 12/29/2021 7:52:00 PM | No parameter change for ThresholdNumberOfPeaks | | | ✓ | |
| CmdSetMethodTargetCompoundAttribute | BL2000\jheine | 12/29/2021 7:52:00 PM | No parameter change for PeakFilterThreshold | | | ✓ | |
| CmdSetMethodTargetCompoundAttribute | BL2000\jheine | 12/29/2021 7:52:01 PM | Set PeakFilterThresholdValue = 2686.81549999999 for compound 2,4-Dinitrotoluene; previous value = 1604.2315076759 | | | ✓ | |
| CmdSetMethodTargetCompoundAttribute | BL2000\jheine | 12/29/2021 7:52:01 PM | No parameter change for ThresholdNumberOfPeaks | | | ✓ | |
| CmdSetMethodTargetQualifierAttribute | BL2000\jheine | 12/29/2021 7:52:01 PM | No parameter change for PeakFilterThreshold | | | ✓ | |

Audit Trail report

| Name | User | Time | Action | Reason | Comment | Succeed | Exception |
|--------------------------------------|---------------|-----------------------|---|--------|---------|---------|-----------|
| CmdSetMethodTargetQualifierAttribute | BL2000\jheine | 12/29/2021 7:52:02 PM | Set PeakFilterThresholdValue = 2401.7361208313 for qualifier 63.0 of compound 2,4-Dinitrotoluene; previous value = 1121.02123692575 | | | ✓ | |
| CmdSetMethodTargetQualifierAttribute | BL2000\jheine | 12/29/2021 7:52:02 PM | No parameter change for ThresholdNumberOfPeaks | | | ✓ | |
| CmdSetMethodTargetQualifierAttribute | BL2000\jheine | 12/29/2021 7:52:02 PM | No parameter change for PeakFilterThreshold | | | ✓ | |
| CmdSetMethodTargetQualifierAttribute | BL2000\jheine | 12/29/2021 7:52:02 PM | Set PeakFilterThresholdValue = 2125.5798457823 for qualifier 89.0 of compound 2,4-Dinitrotoluene; previous value = 1276.80519903209 | | | ✓ | |
| CmdSetMethodTargetQualifierAttribute | BL2000\jheine | 12/29/2021 7:52:03 PM | No parameter change for ThresholdNumberOfPeaks | | | ✓ | |
| CmdSetMethodTargetCompoundAttribute | BL2000\jheine | 12/29/2021 7:52:03 PM | No parameter change for PeakFilterThreshold | | | ✓ | |
| CmdSetMethodTargetCompoundAttribute | BL2000\jheine | 12/29/2021 7:52:03 PM | No parameter change for PeakFilterThresholdValue | | | ✓ | |
| CmdSetMethodTargetCompoundAttribute | BL2000\jheine | 12/29/2021 7:52:03 PM | No parameter change for ThresholdNumberOfPeaks | | | ✓ | |
| CmdSetMethodTargetQualifierAttribute | BL2000\jheine | 12/29/2021 7:52:04 PM | No parameter change for PeakFilterThreshold | | | ✓ | |
| CmdSetMethodTargetQualifierAttribute | BL2000\jheine | 12/29/2021 7:52:04 PM | No parameter change for PeakFilterThresholdValue | | | ✓ | |
| CmdSetMethodTargetQualifierAttribute | BL2000\jheine | 12/29/2021 7:52:05 PM | No parameter change for ThresholdNumberOfPeaks | | | ✓ | |
| CmdSetMethodTargetCompoundAttribute | BL2000\jheine | 12/29/2021 7:52:05 PM | No parameter change for PeakFilterThreshold | | | ✓ | |
| CmdSetMethodTargetCompoundAttribute | BL2000\jheine | 12/29/2021 7:52:05 PM | No parameter change for PeakFilterThresholdValue | | | ✓ | |
| CmdSetMethodTargetCompoundAttribute | BL2000\jheine | 12/29/2021 7:52:06 PM | No parameter change for ThresholdNumberOfPeaks | | | ✓ | |
| CmdSetMethodTargetQualifierAttribute | BL2000\jheine | 12/29/2021 7:52:06 PM | No parameter change for PeakFilterThreshold | | | ✓ | |
| CmdSetMethodTargetQualifierAttribute | BL2000\jheine | 12/29/2021 7:52:06 PM | No parameter change for PeakFilterThresholdValue | | | ✓ | |
| CmdSetMethodTargetQualifierAttribute | BL2000\jheine | 12/29/2021 7:52:07 PM | No parameter change for ThresholdNumberOfPeaks | | | ✓ | |
| CmdSetMethodTargetCompoundAttribute | BL2000\jheine | 12/29/2021 7:52:07 PM | No parameter change for PeakFilterThreshold | | | ✓ | |
| CmdSetMethodTargetCompoundAttribute | BL2000\jheine | 12/29/2021 7:52:07 PM | No parameter change for PeakFilterThresholdValue | | | ✓ | |
| CmdSetMethodTargetCompoundAttribute | BL2000\jheine | 12/29/2021 7:52:08 PM | No parameter change for ThresholdNumberOfPeaks | | | ✓ | |
| CmdSetMethodTargetQualifierAttribute | BL2000\jheine | 12/29/2021 7:52:08 PM | No parameter change for PeakFilterThreshold | | | ✓ | |
| CmdSetMethodTargetQualifierAttribute | BL2000\jheine | 12/29/2021 7:52:09 PM | No parameter change for PeakFilterThresholdValue | | | ✓ | |

Audit Trail report

| Name | User | Time | Action | Reason | Comment | Succeed | Exception |
|--------------------------------------|---------------|-----------------------|---|--------|---------|---------|-----------|
| CmdSetMethodTargetQualifierAttribute | BL2000\jheine | 12/29/2021 7:52:09 PM | No parameter change for ThresholdNumberOfPeaks | | | ✓ | |
| CmdSetMethodTargetQualifierAttribute | BL2000\jheine | 12/29/2021 7:52:09 PM | No parameter change for PeakFilterThreshold | | | ✓ | |
| CmdSetMethodTargetQualifierAttribute | BL2000\jheine | 12/29/2021 7:52:09 PM | No parameter change for PeakFilterThresholdValue | | | ✓ | |
| CmdSetMethodTargetQualifierAttribute | BL2000\jheine | 12/29/2021 7:52:10 PM | No parameter change for ThresholdNumberOfPeaks | | | ✓ | |
| CmdSetMethodTargetCompoundAttribute | BL2000\jheine | 12/29/2021 7:52:10 PM | No parameter change for PeakFilterThreshold | | | ✓ | |
| CmdSetMethodTargetCompoundAttribute | BL2000\jheine | 12/29/2021 7:52:10 PM | Set PeakFilterThresholdValue = 40302.7842500008 for compound Fluorene; previous value = 36589.6737500011 | | | ✓ | |
| CmdSetMethodTargetCompoundAttribute | BL2000\jheine | 12/29/2021 7:52:11 PM | No parameter change for ThresholdNumberOfPeaks | | | ✓ | |
| CmdSetMethodTargetQualifierAttribute | BL2000\jheine | 12/29/2021 7:52:11 PM | No parameter change for PeakFilterThreshold | | | ✓ | |
| CmdSetMethodTargetQualifierAttribute | BL2000\jheine | 12/29/2021 7:52:11 PM | Set PeakFilterThresholdValue = 35786.6926845115 for qualifier 165.0 of compound Fluorene; previous value = 33485.3497709712 | | | ✓ | |
| CmdSetMethodTargetQualifierAttribute | BL2000\jheine | 12/29/2021 7:52:12 PM | No parameter change for ThresholdNumberOfPeaks | | | ✓ | |
| CmdSetMethodTargetQualifierAttribute | BL2000\jheine | 12/29/2021 7:52:12 PM | No parameter change for PeakFilterThreshold | | | ✓ | |
| CmdSetMethodTargetQualifierAttribute | BL2000\jheine | 12/29/2021 7:52:12 PM | Set PeakFilterThresholdValue = 5215.44348005177 for qualifier 167.0 of compound Fluorene; previous value = 5007.20992940436 | | | ✓ | |
| CmdSetMethodTargetQualifierAttribute | BL2000\jheine | 12/29/2021 7:52:13 PM | No parameter change for ThresholdNumberOfPeaks | | | ✓ | |
| CmdSetMethodTargetCompoundAttribute | BL2000\jheine | 12/29/2021 7:52:13 PM | No parameter change for PeakFilterThreshold | | | ✓ | |
| CmdSetMethodTargetCompoundAttribute | BL2000\jheine | 12/29/2021 7:52:13 PM | Set PeakFilterThresholdValue = 15353.8842499997 for compound 4-Chlorophenyl-phenylether; previous value = 12584.01175 | | | ✓ | |
| CmdSetMethodTargetCompoundAttribute | BL2000\jheine | 12/29/2021 7:52:13 PM | No parameter change for ThresholdNumberOfPeaks | | | ✓ | |
| CmdSetMethodTargetQualifierAttribute | BL2000\jheine | 12/29/2021 7:52:14 PM | No parameter change for PeakFilterThreshold | | | ✓ | |
| CmdSetMethodTargetQualifierAttribute | BL2000\jheine | 12/29/2021 7:52:14 PM | Set PeakFilterThresholdValue = 4972.75373841062 for qualifier 206.0 of compound 4-Chlorophenyl-phenylether; previous value = 4134.71393720602 | | | ✓ | |
| CmdSetMethodTargetQualifierAttribute | BL2000\jheine | 12/29/2021 7:52:14 PM | No parameter change for ThresholdNumberOfPeaks | | | ✓ | |
| CmdSetMethodTargetQualifierAttribute | BL2000\jheine | 12/29/2021 7:52:14 PM | No parameter change for PeakFilterThreshold | | | ✓ | |

Audit Trail report

| Name | User | Time | Action | Reason | Comment | Succeed | Exception |
|--------------------------------------|---------------|-----------------------|--|--------|---------|---------|-----------|
| CmdSetMethodTargetQualifierAttribute | BL2000\jheine | 12/29/2021 7:52:15 PM | Set PeakFilterThresholdValue = 10079.9607820802 for qualifier 141.0 of compound 4-Chlorophenylphenylether; previous value = 8189.82170422102 | | | ✓ | |
| CmdSetMethodTargetQualifierAttribute | BL2000\jheine | 12/29/2021 7:52:15 PM | No parameter change for ThresholdNumberOfPeaks | | | ✓ | |
| CmdSetMethodTargetCompoundAttribute | BL2000\jheine | 12/29/2021 7:52:15 PM | No parameter change for PeakFilterThreshold | | | ✓ | |
| CmdSetMethodTargetCompoundAttribute | BL2000\jheine | 12/29/2021 7:52:15 PM | Set PeakFilterThresholdValue = 18062.4695000005 for compound Diethylphthalate; previous value = 14421.1442500004 | | | ✓ | |
| CmdSetMethodTargetCompoundAttribute | BL2000\jheine | 12/29/2021 7:52:16 PM | No parameter change for ThresholdNumberOfPeaks | | | ✓ | |
| CmdSetMethodTargetQualifierAttribute | BL2000\jheine | 12/29/2021 7:52:16 PM | No parameter change for PeakFilterThreshold | | | ✓ | |
| CmdSetMethodTargetQualifierAttribute | BL2000\jheine | 12/29/2021 7:52:16 PM | Set PeakFilterThresholdValue = 3499.75773439898 for qualifier 177.0 of compound Diethylphthalate; previous value = 2773.24477676402 | | | ✓ | |
| CmdSetMethodTargetQualifierAttribute | BL2000\jheine | 12/29/2021 7:52:17 PM | No parameter change for ThresholdNumberOfPeaks | | | ✓ | |
| CmdSetMethodTargetQualifierAttribute | BL2000\jheine | 12/29/2021 7:52:17 PM | No parameter change for PeakFilterThreshold | | | ✓ | |
| CmdSetMethodTargetQualifierAttribute | BL2000\jheine | 12/29/2021 7:52:17 PM | Set PeakFilterThresholdValue = 2216.82464016499 for qualifier 150.0 of compound Diethylphthalate; previous value = 1894.12739970943 | | | ✓ | |
| CmdSetMethodTargetQualifierAttribute | BL2000\jheine | 12/29/2021 7:52:18 PM | No parameter change for ThresholdNumberOfPeaks | | | ✓ | |
| CmdSetMethodTargetCompoundAttribute | BL2000\jheine | 12/29/2021 7:52:18 PM | No parameter change for PeakFilterThreshold | | | ✓ | |
| CmdSetMethodTargetCompoundAttribute | BL2000\jheine | 12/29/2021 7:52:19 PM | No parameter change for PeakFilterThresholdValue | | | ✓ | |
| CmdSetMethodTargetCompoundAttribute | BL2000\jheine | 12/29/2021 7:52:19 PM | No parameter change for ThresholdNumberOfPeaks | | | ✓ | |
| CmdSetMethodTargetQualifierAttribute | BL2000\jheine | 12/29/2021 7:52:19 PM | No parameter change for PeakFilterThreshold | | | ✓ | |
| CmdSetMethodTargetQualifierAttribute | BL2000\jheine | 12/29/2021 7:52:20 PM | No parameter change for PeakFilterThresholdValue | | | ✓ | |
| CmdSetMethodTargetQualifierAttribute | BL2000\jheine | 12/29/2021 7:52:20 PM | No parameter change for ThresholdNumberOfPeaks | | | ✓ | |
| CmdSetMethodTargetQualifierAttribute | BL2000\jheine | 12/29/2021 7:52:20 PM | No parameter change for PeakFilterThreshold | | | ✓ | |
| CmdSetMethodTargetQualifierAttribute | BL2000\jheine | 12/29/2021 7:52:21 PM | No parameter change for PeakFilterThresholdValue | | | ✓ | |
| CmdSetMethodTargetQualifierAttribute | BL2000\jheine | 12/29/2021 7:52:21 PM | No parameter change for ThresholdNumberOfPeaks | | | ✓ | |

Audit Trail report

| Name | User | Time | Action | Reason | Comment | Succeed | Exception |
|--------------------------------------|---------------|-----------------------|---|--------|---------|---------|-----------|
| CmdSetMethodTargetCompoundAttribute | BL2000\jheine | 12/29/2021 7:52:22 PM | No parameter change for PeakFilterThreshold | | | ✓ | |
| CmdSetMethodTargetCompoundAttribute | BL2000\jheine | 12/29/2021 7:52:22 PM | No parameter change for PeakFilterThresholdValue | | | ✓ | |
| CmdSetMethodTargetCompoundAttribute | BL2000\jheine | 12/29/2021 7:52:22 PM | No parameter change for ThresholdNumberOfPeaks | | | ✓ | |
| CmdSetMethodTargetQualifierAttribute | BL2000\jheine | 12/29/2021 7:52:23 PM | No parameter change for PeakFilterThreshold | | | ✓ | |
| CmdSetMethodTargetQualifierAttribute | BL2000\jheine | 12/29/2021 7:52:23 PM | No parameter change for PeakFilterThresholdValue | | | ✓ | |
| CmdSetMethodTargetQualifierAttribute | BL2000\jheine | 12/29/2021 7:52:23 PM | No parameter change for ThresholdNumberOfPeaks | | | ✓ | |
| CmdSetMethodTargetCompoundAttribute | BL2000\jheine | 12/29/2021 7:52:24 PM | No parameter change for PeakFilterThreshold | | | ✓ | |
| CmdSetMethodTargetCompoundAttribute | BL2000\jheine | 12/29/2021 7:52:24 PM | Set PeakFilterThresholdValue = 2402.14324999992 for compound 4-Nitroaniline; previous value = 1807.34825000001 | | | ✓ | |
| CmdSetMethodTargetCompoundAttribute | BL2000\jheine | 12/29/2021 7:52:24 PM | No parameter change for ThresholdNumberOfPeaks | | | ✓ | |
| CmdSetMethodTargetQualifierAttribute | BL2000\jheine | 12/29/2021 7:52:25 PM | No parameter change for PeakFilterThreshold | | | ✓ | |
| CmdSetMethodTargetQualifierAttribute | BL2000\jheine | 12/29/2021 7:52:25 PM | Set PeakFilterThresholdValue = 3154.42021373304 for qualifier 65.0 of compound 4-Nitroaniline; previous value = 2789.63871583554 | | | ✓ | |
| CmdSetMethodTargetQualifierAttribute | BL2000\jheine | 12/29/2021 7:52:25 PM | No parameter change for ThresholdNumberOfPeaks | | | ✓ | |
| CmdSetMethodTargetQualifierAttribute | BL2000\jheine | 12/29/2021 7:52:26 PM | No parameter change for PeakFilterThreshold | | | ✓ | |
| CmdSetMethodTargetQualifierAttribute | BL2000\jheine | 12/29/2021 7:52:26 PM | Set PeakFilterThresholdValue = 1188.67570344964 for qualifier 92.0 of compound 4-Nitroaniline; previous value = 924.92964427949 | | | ✓ | |
| CmdSetMethodTargetQualifierAttribute | BL2000\jheine | 12/29/2021 7:52:27 PM | No parameter change for ThresholdNumberOfPeaks | | | ✓ | |
| CmdSetMethodTargetCompoundAttribute | BL2000\jheine | 12/29/2021 7:52:27 PM | No parameter change for PeakFilterThreshold | | | ✓ | |
| CmdSetMethodTargetCompoundAttribute | BL2000\jheine | 12/29/2021 7:52:27 PM | Set PeakFilterThresholdValue = 1145.41700000003 for compound 4,6-Dinitro-2-methylphenol; previous value = 736.66900000002 | | | ✓ | |
| CmdSetMethodTargetCompoundAttribute | BL2000\jheine | 12/29/2021 7:52:28 PM | No parameter change for ThresholdNumberOfPeaks | | | ✓ | |
| CmdSetMethodTargetQualifierAttribute | BL2000\jheine | 12/29/2021 7:52:28 PM | No parameter change for PeakFilterThreshold | | | ✓ | |
| CmdSetMethodTargetQualifierAttribute | BL2000\jheine | 12/29/2021 7:52:28 PM | Set PeakFilterThresholdValue = 606.408903418217 for qualifier 121.0 of compound 4,6-Dinitro-2-methylphenol; previous value = 393.753469392973 | | | ✓ | |

Audit Trail report

| Name | User | Time | Action | Reason | Comment | Succeed | Exception |
|--------------------------------------|---------------|-----------------------|---|--------|---------|---------|-----------|
| CmdSetMethodTargetQualifierAttribute | BL2000\jheine | 12/29/2021 7:52:28 PM | No parameter change for ThresholdNumberOfPeaks | | | ✓ | |
| CmdSetMethodTargetCompoundAttribute | BL2000\jheine | 12/29/2021 7:52:29 PM | No parameter change for PeakFilterThreshold | | | ✓ | |
| CmdSetMethodTargetCompoundAttribute | BL2000\jheine | 12/29/2021 7:52:29 PM | Set PeakFilterThresholdValue = 21627.5847499989 for compound N-nitrosodiphenylamine; previous value = 21292.7997499996 | | | ✓ | |
| CmdSetMethodTargetCompoundAttribute | BL2000\jheine | 12/29/2021 7:52:29 PM | No parameter change for ThresholdNumberOfPeaks | | | ✓ | |
| CmdSetMethodTargetQualifierAttribute | BL2000\jheine | 12/29/2021 7:52:29 PM | No parameter change for PeakFilterThreshold | | | ✓ | |
| CmdSetMethodTargetQualifierAttribute | BL2000\jheine | 12/29/2021 7:52:30 PM | Set PeakFilterThresholdValue = 7572.87776965176 for qualifier 167.0 of compound N-nitrosodiphenylamine; previous value = 7382.47835812395 | | | ✓ | |
| CmdSetMethodTargetQualifierAttribute | BL2000\jheine | 12/29/2021 7:52:30 PM | No parameter change for ThresholdNumberOfPeaks | | | ✓ | |
| CmdSetMethodTargetQualifierAttribute | BL2000\jheine | 12/29/2021 7:52:30 PM | No parameter change for PeakFilterThreshold | | | ✓ | |
| CmdSetMethodTargetQualifierAttribute | BL2000\jheine | 12/29/2021 7:52:31 PM | Set PeakFilterThresholdValue = 14411.9776019449 for qualifier 168.0 of compound N-nitrosodiphenylamine; previous value = 13819.5172934901 | | | ✓ | |
| CmdSetMethodTargetQualifierAttribute | BL2000\jheine | 12/29/2021 7:52:31 PM | No parameter change for ThresholdNumberOfPeaks | | | ✓ | |
| CmdSetMethodTargetCompoundAttribute | BL2000\jheine | 12/29/2021 7:52:31 PM | No parameter change for PeakFilterThreshold | | | ✓ | |
| CmdSetMethodTargetCompoundAttribute | BL2000\jheine | 12/29/2021 7:52:31 PM | Set PeakFilterThresholdValue = 19828.2277904887 for compound Azobenzene; previous value = 16884.9865490004 | | | ✓ | |
| CmdSetMethodTargetCompoundAttribute | BL2000\jheine | 12/29/2021 7:52:32 PM | No parameter change for ThresholdNumberOfPeaks | | | ✓ | |
| CmdSetMethodTargetQualifierAttribute | BL2000\jheine | 12/29/2021 7:52:32 PM | No parameter change for PeakFilterThreshold | | | ✓ | |
| CmdSetMethodTargetQualifierAttribute | BL2000\jheine | 12/29/2021 7:52:32 PM | Set PeakFilterThresholdValue = 9849.4499221946 for qualifier 51.0 of compound Azobenzene; previous value = 7731.18897949232 | | | ✓ | |
| CmdSetMethodTargetQualifierAttribute | BL2000\jheine | 12/29/2021 7:52:33 PM | No parameter change for ThresholdNumberOfPeaks | | | ✓ | |
| CmdSetMethodTargetQualifierAttribute | BL2000\jheine | 12/29/2021 7:52:33 PM | No parameter change for PeakFilterThreshold | | | ✓ | |
| CmdSetMethodTargetQualifierAttribute | BL2000\jheine | 12/29/2021 7:52:33 PM | Set PeakFilterThresholdValue = 4588.00148572992 for qualifier 182.0 of compound Azobenzene; previous value = 3818.65151151453 | | | ✓ | |
| CmdSetMethodTargetQualifierAttribute | BL2000\jheine | 12/29/2021 7:52:34 PM | No parameter change for ThresholdNumberOfPeaks | | | ✓ | |

Audit Trail report

| Name | User | Time | Action | Reason | Comment | Succeed | Exception |
|--------------------------------------|---------------|-----------------------|--|--------|---------|---------|-----------|
| CmdSetMethodTargetCompoundAttribute | BL2000\jheine | 12/29/2021 7:52:34 PM | No parameter change for PeakFilterThreshold | | | ✓ | |
| CmdSetMethodTargetCompoundAttribute | BL2000\jheine | 12/29/2021 7:52:34 PM | No parameter change for PeakFilterThresholdValue | | | ✓ | |
| CmdSetMethodTargetCompoundAttribute | BL2000\jheine | 12/29/2021 7:52:35 PM | No parameter change for ThresholdNumberOfPeaks | | | ✓ | |
| CmdSetMethodTargetQualifierAttribute | BL2000\jheine | 12/29/2021 7:52:35 PM | No parameter change for PeakFilterThreshold | | | ✓ | |
| CmdSetMethodTargetQualifierAttribute | BL2000\jheine | 12/29/2021 7:52:35 PM | No parameter change for PeakFilterThresholdValue | | | ✓ | |
| CmdSetMethodTargetQualifierAttribute | BL2000\jheine | 12/29/2021 7:52:36 PM | No parameter change for ThresholdNumberOfPeaks | | | ✓ | |
| CmdSetMethodTargetQualifierAttribute | BL2000\jheine | 12/29/2021 7:52:36 PM | No parameter change for PeakFilterThreshold | | | ✓ | |
| CmdSetMethodTargetQualifierAttribute | BL2000\jheine | 12/29/2021 7:52:37 PM | No parameter change for PeakFilterThresholdValue | | | ✓ | |
| CmdSetMethodTargetQualifierAttribute | BL2000\jheine | 12/29/2021 7:52:37 PM | No parameter change for ThresholdNumberOfPeaks | | | ✓ | |
| CmdSetMethodTargetCompoundAttribute | BL2000\jheine | 12/29/2021 7:52:37 PM | No parameter change for PeakFilterThreshold | | | ✓ | |
| CmdSetMethodTargetCompoundAttribute | BL2000\jheine | 12/29/2021 7:52:38 PM | No parameter change for PeakFilterThresholdValue | | | ✓ | |
| CmdSetMethodTargetCompoundAttribute | BL2000\jheine | 12/29/2021 7:52:38 PM | No parameter change for ThresholdNumberOfPeaks | | | ✓ | |
| CmdSetMethodTargetQualifierAttribute | BL2000\jheine | 12/29/2021 7:52:38 PM | No parameter change for PeakFilterThreshold | | | ✓ | |
| CmdSetMethodTargetQualifierAttribute | BL2000\jheine | 12/29/2021 7:52:39 PM | No parameter change for PeakFilterThresholdValue | | | ✓ | |
| CmdSetMethodTargetQualifierAttribute | BL2000\jheine | 12/29/2021 7:52:39 PM | No parameter change for ThresholdNumberOfPeaks | | | ✓ | |
| CmdSetMethodTargetQualifierAttribute | BL2000\jheine | 12/29/2021 7:52:39 PM | No parameter change for PeakFilterThreshold | | | ✓ | |
| CmdSetMethodTargetQualifierAttribute | BL2000\jheine | 12/29/2021 7:52:40 PM | No parameter change for PeakFilterThresholdValue | | | ✓ | |
| CmdSetMethodTargetQualifierAttribute | BL2000\jheine | 12/29/2021 7:52:40 PM | No parameter change for ThresholdNumberOfPeaks | | | ✓ | |
| CmdSetMethodTargetCompoundAttribute | BL2000\jheine | 12/29/2021 7:52:41 PM | No parameter change for PeakFilterThreshold | | | ✓ | |
| CmdSetMethodTargetCompoundAttribute | BL2000\jheine | 12/29/2021 7:52:41 PM | No parameter change for PeakFilterThresholdValue | | | ✓ | |
| CmdSetMethodTargetCompoundAttribute | BL2000\jheine | 12/29/2021 7:52:41 PM | No parameter change for ThresholdNumberOfPeaks | | | ✓ | |
| CmdSetMethodTargetQualifierAttribute | BL2000\jheine | 12/29/2021 7:52:41 PM | No parameter change for PeakFilterThreshold | | | ✓ | |
| CmdSetMethodTargetQualifierAttribute | BL2000\jheine | 12/29/2021 7:52:42 PM | No parameter change for PeakFilterThresholdValue | | | ✓ | |
| CmdSetMethodTargetQualifierAttribute | BL2000\jheine | 12/29/2021 7:52:42 PM | No parameter change for ThresholdNumberOfPeaks | | | ✓ | |

Audit Trail report

| Name | User | Time | Action | Reason | Comment | Succeed | Exception |
|--------------------------------------|---------------|-----------------------|--|--------|---------|---------|-----------|
| CmdSetMethodTargetQualifierAttribute | BL2000\jheine | 12/29/2021 7:52:42 PM | No parameter change for PeakFilterThreshold | | | ✓ | |
| CmdSetMethodTargetQualifierAttribute | BL2000\jheine | 12/29/2021 7:52:43 PM | No parameter change for PeakFilterThresholdValue | | | ✓ | |
| CmdSetMethodTargetQualifierAttribute | BL2000\jheine | 12/29/2021 7:52:43 PM | No parameter change for ThresholdNumberOfPeaks | | | ✓ | |
| CmdSetMethodTargetCompoundAttribute | BL2000\jheine | 12/29/2021 7:52:43 PM | No parameter change for PeakFilterThreshold | | | ✓ | |
| CmdSetMethodTargetCompoundAttribute | BL2000\jheine | 12/29/2021 7:52:43 PM | Set PeakFilterThresholdValue = 7468.72950000006 for compound 4-Bromophenyl-phenylether; previous value = 6570.46275 | | | ✓ | |
| CmdSetMethodTargetCompoundAttribute | BL2000\jheine | 12/29/2021 7:52:44 PM | No parameter change for ThresholdNumberOfPeaks | | | ✓ | |
| CmdSetMethodTargetQualifierAttribute | BL2000\jheine | 12/29/2021 7:52:44 PM | No parameter change for PeakFilterThreshold | | | ✓ | |
| CmdSetMethodTargetQualifierAttribute | BL2000\jheine | 12/29/2021 7:52:44 PM | Set PeakFilterThresholdValue = 7309.38637289704 for qualifier 250.0 of compound 4-Bromophenyl-phenylether; previous value = 6471.59305551626 | | | ✓ | |
| CmdSetMethodTargetQualifierAttribute | BL2000\jheine | 12/29/2021 7:52:44 PM | No parameter change for ThresholdNumberOfPeaks | | | ✓ | |
| CmdSetMethodTargetQualifierAttribute | BL2000\jheine | 12/29/2021 7:52:45 PM | No parameter change for PeakFilterThreshold | | | ✓ | |
| CmdSetMethodTargetQualifierAttribute | BL2000\jheine | 12/29/2021 7:52:45 PM | Set PeakFilterThresholdValue = 8203.32451064846 for qualifier 141.0 of compound 4-Bromophenyl-phenylether; previous value = 7197.79624532 | | | ✓ | |
| CmdSetMethodTargetQualifierAttribute | BL2000\jheine | 12/29/2021 7:52:45 PM | No parameter change for ThresholdNumberOfPeaks | | | ✓ | |
| CmdSetMethodTargetCompoundAttribute | BL2000\jheine | 12/29/2021 7:52:46 PM | No parameter change for PeakFilterThreshold | | | ✓ | |
| CmdSetMethodTargetCompoundAttribute | BL2000\jheine | 12/29/2021 7:52:46 PM | No parameter change for PeakFilterThresholdValue | | | ✓ | |
| CmdSetMethodTargetCompoundAttribute | BL2000\jheine | 12/29/2021 7:52:46 PM | No parameter change for ThresholdNumberOfPeaks | | | ✓ | |
| CmdSetMethodTargetQualifierAttribute | BL2000\jheine | 12/29/2021 7:52:46 PM | No parameter change for PeakFilterThreshold | | | ✓ | |
| CmdSetMethodTargetQualifierAttribute | BL2000\jheine | 12/29/2021 7:52:47 PM | No parameter change for PeakFilterThresholdValue | | | ✓ | |
| CmdSetMethodTargetQualifierAttribute | BL2000\jheine | 12/29/2021 7:52:47 PM | No parameter change for ThresholdNumberOfPeaks | | | ✓ | |
| CmdSetMethodTargetQualifierAttribute | BL2000\jheine | 12/29/2021 7:52:47 PM | No parameter change for PeakFilterThreshold | | | ✓ | |
| CmdSetMethodTargetQualifierAttribute | BL2000\jheine | 12/29/2021 7:52:48 PM | No parameter change for PeakFilterThresholdValue | | | ✓ | |
| CmdSetMethodTargetQualifierAttribute | BL2000\jheine | 12/29/2021 7:52:48 PM | No parameter change for ThresholdNumberOfPeaks | | | ✓ | |

Audit Trail report

| Name | User | Time | Action | Reason | Comment | Succeed | Exception |
|--------------------------------------|---------------|-----------------------|--|--------|---------|---------|-----------|
| CmdSetMethodTargetCompoundAttribute | BL2000\jheine | 12/29/2021 7:52:48 PM | No parameter change for PeakFilterThreshold | | | ✓ | |
| CmdSetMethodTargetCompoundAttribute | BL2000\jheine | 12/29/2021 7:52:48 PM | No parameter change for PeakFilterThresholdValue | | | ✓ | |
| CmdSetMethodTargetCompoundAttribute | BL2000\jheine | 12/29/2021 7:52:48 PM | No parameter change for ThresholdNumberOfPeaks | | | ✓ | |
| CmdSetMethodTargetQualifierAttribute | BL2000\jheine | 12/29/2021 7:52:49 PM | No parameter change for PeakFilterThreshold | | | ✓ | |
| CmdSetMethodTargetQualifierAttribute | BL2000\jheine | 12/29/2021 7:52:49 PM | No parameter change for PeakFilterThresholdValue | | | ✓ | |
| CmdSetMethodTargetQualifierAttribute | BL2000\jheine | 12/29/2021 7:52:50 PM | No parameter change for ThresholdNumberOfPeaks | | | ✓ | |
| CmdSetMethodTargetCompoundAttribute | BL2000\jheine | 12/29/2021 7:52:50 PM | No parameter change for PeakFilterThreshold | | | ✓ | |
| CmdSetMethodTargetCompoundAttribute | BL2000\jheine | 12/29/2021 7:52:50 PM | No parameter change for PeakFilterThresholdValue | | | ✓ | |
| CmdSetMethodTargetCompoundAttribute | BL2000\jheine | 12/29/2021 7:52:50 PM | No parameter change for ThresholdNumberOfPeaks | | | ✓ | |
| CmdSetMethodTargetQualifierAttribute | BL2000\jheine | 12/29/2021 7:52:51 PM | No parameter change for PeakFilterThreshold | | | ✓ | |
| CmdSetMethodTargetQualifierAttribute | BL2000\jheine | 12/29/2021 7:52:51 PM | No parameter change for PeakFilterThresholdValue | | | ✓ | |
| CmdSetMethodTargetQualifierAttribute | BL2000\jheine | 12/29/2021 7:52:51 PM | No parameter change for ThresholdNumberOfPeaks | | | ✓ | |
| CmdSetMethodTargetQualifierAttribute | BL2000\jheine | 12/29/2021 7:52:51 PM | No parameter change for PeakFilterThreshold | | | ✓ | |
| CmdSetMethodTargetQualifierAttribute | BL2000\jheine | 12/29/2021 7:52:52 PM | No parameter change for PeakFilterThresholdValue | | | ✓ | |
| CmdSetMethodTargetQualifierAttribute | BL2000\jheine | 12/29/2021 7:52:52 PM | No parameter change for ThresholdNumberOfPeaks | | | ✓ | |
| CmdSetMethodTargetCompoundAttribute | BL2000\jheine | 12/29/2021 7:52:53 PM | No parameter change for PeakFilterThreshold | | | ✓ | |
| CmdSetMethodTargetCompoundAttribute | BL2000\jheine | 12/29/2021 7:52:53 PM | Set PeakFilterThresholdValue = 7482.87199999995 for compound Hexachlorobenzene; previous value = 7712.97824999976 | | | ✓ | |
| CmdSetMethodTargetCompoundAttribute | BL2000\jheine | 12/29/2021 7:52:53 PM | No parameter change for ThresholdNumberOfPeaks | | | ✓ | |
| CmdSetMethodTargetQualifierAttribute | BL2000\jheine | 12/29/2021 7:52:54 PM | No parameter change for PeakFilterThreshold | | | ✓ | |
| CmdSetMethodTargetQualifierAttribute | BL2000\jheine | 12/29/2021 7:52:54 PM | Set PeakFilterThresholdValue = 4830.28983804747 for qualifier 142.0 of compound Hexachlorobenzene; previous value = 4710.19934749474 | | | ✓ | |
| CmdSetMethodTargetQualifierAttribute | BL2000\jheine | 12/29/2021 7:52:54 PM | No parameter change for ThresholdNumberOfPeaks | | | ✓ | |
| CmdSetMethodTargetCompoundAttribute | BL2000\jheine | 12/29/2021 7:52:55 PM | No parameter change for PeakFilterThreshold | | | ✓ | |

Audit Trail report

| Name | User | Time | Action | Reason | Comment | Succeed | Exception |
|--------------------------------------|---------------|-----------------------|--|--------|---------|---------|-----------|
| CmdSetMethodTargetCompoundAttribute | BL2000\jheine | 12/29/2021 7:52:55 PM | No parameter change for PeakFilterThresholdValue | | | ✓ | |
| CmdSetMethodTargetCompoundAttribute | BL2000\jheine | 12/29/2021 7:52:55 PM | No parameter change for ThresholdNumberOfPeaks | | | ✓ | |
| CmdSetMethodTargetQualifierAttribute | BL2000\jheine | 12/29/2021 7:52:55 PM | No parameter change for PeakFilterThreshold | | | ✓ | |
| CmdSetMethodTargetQualifierAttribute | BL2000\jheine | 12/29/2021 7:52:56 PM | No parameter change for PeakFilterThresholdValue | | | ✓ | |
| CmdSetMethodTargetQualifierAttribute | BL2000\jheine | 12/29/2021 7:52:56 PM | No parameter change for ThresholdNumberOfPeaks | | | ✓ | |
| CmdSetMethodTargetCompoundAttribute | BL2000\jheine | 12/29/2021 7:52:56 PM | No parameter change for PeakFilterThreshold | | | ✓ | |
| CmdSetMethodTargetCompoundAttribute | BL2000\jheine | 12/29/2021 7:52:57 PM | No parameter change for PeakFilterThresholdValue | | | ✓ | |
| CmdSetMethodTargetCompoundAttribute | BL2000\jheine | 12/29/2021 7:52:57 PM | No parameter change for ThresholdNumberOfPeaks | | | ✓ | |
| CmdSetMethodTargetQualifierAttribute | BL2000\jheine | 12/29/2021 7:52:58 PM | No parameter change for PeakFilterThreshold | | | ✓ | |
| CmdSetMethodTargetQualifierAttribute | BL2000\jheine | 12/29/2021 7:52:58 PM | No parameter change for PeakFilterThresholdValue | | | ✓ | |
| CmdSetMethodTargetQualifierAttribute | BL2000\jheine | 12/29/2021 7:52:58 PM | No parameter change for ThresholdNumberOfPeaks | | | ✓ | |
| CmdSetMethodTargetQualifierAttribute | BL2000\jheine | 12/29/2021 7:52:59 PM | No parameter change for PeakFilterThreshold | | | ✓ | |
| CmdSetMethodTargetQualifierAttribute | BL2000\jheine | 12/29/2021 7:52:59 PM | No parameter change for PeakFilterThresholdValue | | | ✓ | |
| CmdSetMethodTargetQualifierAttribute | BL2000\jheine | 12/29/2021 7:52:59 PM | No parameter change for ThresholdNumberOfPeaks | | | ✓ | |
| CmdSetMethodTargetCompoundAttribute | BL2000\jheine | 12/29/2021 7:53:00 PM | No parameter change for PeakFilterThreshold | | | ✓ | |
| CmdSetMethodTargetCompoundAttribute | BL2000\jheine | 12/29/2021 7:53:00 PM | Set PeakFilterThresholdValue = 1718.03550000002 for compound Pentachlorophenol; previous value = 870.124000000029 | | | ✓ | |
| CmdSetMethodTargetCompoundAttribute | BL2000\jheine | 12/29/2021 7:53:00 PM | No parameter change for ThresholdNumberOfPeaks | | | ✓ | |
| CmdSetMethodTargetQualifierAttribute | BL2000\jheine | 12/29/2021 7:53:01 PM | No parameter change for PeakFilterThreshold | | | ✓ | |
| CmdSetMethodTargetQualifierAttribute | BL2000\jheine | 12/29/2021 7:53:01 PM | Set PeakFilterThresholdValue = 1064.74918914915 for qualifier 263.9 of compound Pentachlorophenol; previous value = 558.064101687311 | | | ✓ | |
| CmdSetMethodTargetQualifierAttribute | BL2000\jheine | 12/29/2021 7:53:01 PM | No parameter change for ThresholdNumberOfPeaks | | | ✓ | |
| CmdSetMethodTargetQualifierAttribute | BL2000\jheine | 12/29/2021 7:53:02 PM | No parameter change for PeakFilterThreshold | | | ✓ | |
| CmdSetMethodTargetQualifierAttribute | BL2000\jheine | 12/29/2021 7:53:02 PM | Set PeakFilterThresholdValue = 1063.33518722286 for qualifier 267.9 of compound Pentachlorophenol; previous value = 528.839960021049 | | | ✓ | |

Audit Trail report

| Name | User | Time | Action | Reason | Comment | Succeed | Exception |
|--------------------------------------|---------------|-----------------------|--|--------|---------|---------|-----------|
| CmdSetMethodTargetQualifierAttribute | BL2000\jheine | 12/29/2021 7:53:02 PM | No parameter change for ThresholdNumberOfPeaks | | | ✓ | |
| CmdSetMethodTargetCompoundAttribute | BL2000\jheine | 12/29/2021 7:53:02 PM | No parameter change for PeakFilterThreshold | | | ✓ | |
| CmdSetMethodTargetCompoundAttribute | BL2000\jheine | 12/29/2021 7:53:03 PM | No parameter change for PeakFilterThresholdValue | | | ✓ | |
| CmdSetMethodTargetCompoundAttribute | BL2000\jheine | 12/29/2021 7:53:03 PM | No parameter change for ThresholdNumberOfPeaks | | | ✓ | |
| CmdSetMethodTargetQualifierAttribute | BL2000\jheine | 12/29/2021 7:53:03 PM | No parameter change for PeakFilterThreshold | | | ✓ | |
| CmdSetMethodTargetQualifierAttribute | BL2000\jheine | 12/29/2021 7:53:04 PM | No parameter change for PeakFilterThresholdValue | | | ✓ | |
| CmdSetMethodTargetQualifierAttribute | BL2000\jheine | 12/29/2021 7:53:04 PM | No parameter change for ThresholdNumberOfPeaks | | | ✓ | |
| CmdSetMethodTargetQualifierAttribute | BL2000\jheine | 12/29/2021 7:53:04 PM | No parameter change for PeakFilterThreshold | | | ✓ | |
| CmdSetMethodTargetQualifierAttribute | BL2000\jheine | 12/29/2021 7:53:05 PM | No parameter change for PeakFilterThresholdValue | | | ✓ | |
| CmdSetMethodTargetQualifierAttribute | BL2000\jheine | 12/29/2021 7:53:05 PM | No parameter change for ThresholdNumberOfPeaks | | | ✓ | |
| CmdSetMethodTargetCompoundAttribute | BL2000\jheine | 12/29/2021 7:53:05 PM | No parameter change for PeakFilterThreshold | | | ✓ | |
| CmdSetMethodTargetCompoundAttribute | BL2000\jheine | 12/29/2021 7:53:06 PM | No parameter change for PeakFilterThresholdValue | | | ✓ | |
| CmdSetMethodTargetCompoundAttribute | BL2000\jheine | 12/29/2021 7:53:06 PM | No parameter change for ThresholdNumberOfPeaks | | | ✓ | |
| CmdSetMethodTargetQualifierAttribute | BL2000\jheine | 12/29/2021 7:53:06 PM | No parameter change for PeakFilterThreshold | | | ✓ | |
| CmdSetMethodTargetQualifierAttribute | BL2000\jheine | 12/29/2021 7:53:07 PM | No parameter change for PeakFilterThresholdValue | | | ✓ | |
| CmdSetMethodTargetQualifierAttribute | BL2000\jheine | 12/29/2021 7:53:07 PM | No parameter change for ThresholdNumberOfPeaks | | | ✓ | |
| CmdSetMethodTargetQualifierAttribute | BL2000\jheine | 12/29/2021 7:53:07 PM | No parameter change for PeakFilterThreshold | | | ✓ | |
| CmdSetMethodTargetQualifierAttribute | BL2000\jheine | 12/29/2021 7:53:08 PM | No parameter change for PeakFilterThresholdValue | | | ✓ | |
| CmdSetMethodTargetQualifierAttribute | BL2000\jheine | 12/29/2021 7:53:08 PM | No parameter change for ThresholdNumberOfPeaks | | | ✓ | |
| CmdSetMethodTargetCompoundAttribute | BL2000\jheine | 12/29/2021 7:53:08 PM | No parameter change for PeakFilterThreshold | | | ✓ | |
| CmdSetMethodTargetCompoundAttribute | BL2000\jheine | 12/29/2021 7:53:09 PM | Set PeakFilterThresholdValue = 48175.6507500022 for compound Phenanthrene; previous value = 45447.7838502165 | | | ✓ | |
| CmdSetMethodTargetCompoundAttribute | BL2000\jheine | 12/29/2021 7:53:09 PM | No parameter change for ThresholdNumberOfPeaks | | | ✓ | |
| CmdSetMethodTargetQualifierAttribute | BL2000\jheine | 12/29/2021 7:53:09 PM | No parameter change for PeakFilterThreshold | | | ✓ | |

Audit Trail report

| Name | User | Time | Action | Reason | Comment | Succeed | Exception |
|--------------------------------------|---------------|-----------------------|---|--------|---------|---------|-----------|
| CmdSetMethodTargetQualifierAttribute | BL2000\jheine | 12/29/2021 7:53:10 PM | Set PeakFilterThresholdValue = 9481.16303261573 for qualifier 176.0 of compound Phenanthrene; previous value = 8773.34113945616 | | | ✓ | |
| CmdSetMethodTargetQualifierAttribute | BL2000\jheine | 12/29/2021 7:53:10 PM | No parameter change for ThresholdNumberOfPeaks | | | ✓ | |
| CmdSetMethodTargetCompoundAttribute | BL2000\jheine | 12/29/2021 7:53:11 PM | No parameter change for PeakFilterThreshold | | | ✓ | |
| CmdSetMethodTargetCompoundAttribute | BL2000\jheine | 12/29/2021 7:53:11 PM | Set PeakFilterThresholdValue = 38550.386250001 for compound Anthracene; previous value = 38184.6687499993 | | | ✓ | |
| CmdSetMethodTargetCompoundAttribute | BL2000\jheine | 12/29/2021 7:53:11 PM | No parameter change for ThresholdNumberOfPeaks | | | ✓ | |
| CmdSetMethodTargetQualifierAttribute | BL2000\jheine | 12/29/2021 7:53:12 PM | No parameter change for PeakFilterThreshold | | | ✓ | |
| CmdSetMethodTargetQualifierAttribute | BL2000\jheine | 12/29/2021 7:53:12 PM | Set PeakFilterThresholdValue = 7052.14579403095 for qualifier 176.0 of compound Anthracene; previous value = 7094.32901233381 | | | ✓ | |
| CmdSetMethodTargetQualifierAttribute | BL2000\jheine | 12/29/2021 7:53:12 PM | No parameter change for ThresholdNumberOfPeaks | | | ✓ | |
| CmdSetMethodTargetCompoundAttribute | BL2000\jheine | 12/29/2021 7:53:13 PM | No parameter change for PeakFilterThreshold | | | ✓ | |
| CmdSetMethodTargetCompoundAttribute | BL2000\jheine | 12/29/2021 7:53:13 PM | No parameter change for PeakFilterThresholdValue | | | ✓ | |
| CmdSetMethodTargetCompoundAttribute | BL2000\jheine | 12/29/2021 7:53:13 PM | No parameter change for ThresholdNumberOfPeaks | | | ✓ | |
| CmdSetMethodTargetQualifierAttribute | BL2000\jheine | 12/29/2021 7:53:13 PM | No parameter change for PeakFilterThreshold | | | ✓ | |
| CmdSetMethodTargetQualifierAttribute | BL2000\jheine | 12/29/2021 7:53:14 PM | No parameter change for PeakFilterThresholdValue | | | ✓ | |
| CmdSetMethodTargetQualifierAttribute | BL2000\jheine | 12/29/2021 7:53:14 PM | No parameter change for ThresholdNumberOfPeaks | | | ✓ | |
| CmdSetMethodTargetQualifierAttribute | BL2000\jheine | 12/29/2021 7:53:14 PM | No parameter change for PeakFilterThreshold | | | ✓ | |
| CmdSetMethodTargetQualifierAttribute | BL2000\jheine | 12/29/2021 7:53:14 PM | No parameter change for PeakFilterThresholdValue | | | ✓ | |
| CmdSetMethodTargetQualifierAttribute | BL2000\jheine | 12/29/2021 7:53:15 PM | No parameter change for ThresholdNumberOfPeaks | | | ✓ | |
| CmdSetMethodTargetCompoundAttribute | BL2000\jheine | 12/29/2021 7:53:15 PM | No parameter change for PeakFilterThreshold | | | ✓ | |
| CmdSetMethodTargetCompoundAttribute | BL2000\jheine | 12/29/2021 7:53:15 PM | Set PeakFilterThresholdValue = 6629.18400000022 for compound Triallate; previous value = 5447.55517055015 | | | ✓ | |
| CmdSetMethodTargetCompoundAttribute | BL2000\jheine | 12/29/2021 7:53:15 PM | No parameter change for ThresholdNumberOfPeaks | | | ✓ | |
| CmdSetMethodTargetQualifierAttribute | BL2000\jheine | 12/29/2021 7:53:15 PM | No parameter change for PeakFilterThreshold | | | ✓ | |

Audit Trail report

| Name | User | Time | Action | Reason | Comment | Succeed | Exception |
|--------------------------------------|---------------|-----------------------|--|--------|---------|---------|-----------|
| CmdSetMethodTargetQualifierAttribute | BL2000\jheine | 12/29/2021 7:53:16 PM | Set PeakFilterThresholdValue = 1207.56620760242 for qualifier 268.0 of compound Triallate; previous value = 1104.72103949352 | | | ✓ | |
| CmdSetMethodTargetQualifierAttribute | BL2000\jheine | 12/29/2021 7:53:16 PM | No parameter change for ThresholdNumberOfPeaks | | | ✓ | |
| CmdSetMethodTargetQualifierAttribute | BL2000\jheine | 12/29/2021 7:53:16 PM | No parameter change for PeakFilterThreshold | | | ✓ | |
| CmdSetMethodTargetQualifierAttribute | BL2000\jheine | 12/29/2021 7:53:16 PM | Set PeakFilterThresholdValue = 1455.89458334019 for qualifier 143.0 of compound Triallate; previous value = 1204.61398921417 | | | ✓ | |
| CmdSetMethodTargetQualifierAttribute | BL2000\jheine | 12/29/2021 7:53:17 PM | No parameter change for ThresholdNumberOfPeaks | | | ✓ | |
| CmdSetMethodTargetCompoundAttribute | BL2000\jheine | 12/29/2021 7:53:17 PM | No parameter change for PeakFilterThreshold | | | ✓ | |
| CmdSetMethodTargetCompoundAttribute | BL2000\jheine | 12/29/2021 7:53:17 PM | No parameter change for PeakFilterThresholdValue | | | ✓ | |
| CmdSetMethodTargetCompoundAttribute | BL2000\jheine | 12/29/2021 7:53:18 PM | No parameter change for ThresholdNumberOfPeaks | | | ✓ | |
| CmdSetMethodTargetQualifierAttribute | BL2000\jheine | 12/29/2021 7:53:18 PM | No parameter change for PeakFilterThreshold | | | ✓ | |
| CmdSetMethodTargetQualifierAttribute | BL2000\jheine | 12/29/2021 7:53:19 PM | No parameter change for PeakFilterThresholdValue | | | ✓ | |
| CmdSetMethodTargetQualifierAttribute | BL2000\jheine | 12/29/2021 7:53:19 PM | No parameter change for ThresholdNumberOfPeaks | | | ✓ | |
| CmdSetMethodTargetQualifierAttribute | BL2000\jheine | 12/29/2021 7:53:19 PM | No parameter change for PeakFilterThreshold | | | ✓ | |
| CmdSetMethodTargetQualifierAttribute | BL2000\jheine | 12/29/2021 7:53:20 PM | No parameter change for PeakFilterThresholdValue | | | ✓ | |
| CmdSetMethodTargetQualifierAttribute | BL2000\jheine | 12/29/2021 7:53:20 PM | No parameter change for ThresholdNumberOfPeaks | | | ✓ | |
| CmdSetMethodTargetCompoundAttribute | BL2000\jheine | 12/29/2021 7:53:20 PM | No parameter change for PeakFilterThreshold | | | ✓ | |
| CmdSetMethodTargetCompoundAttribute | BL2000\jheine | 12/29/2021 7:53:21 PM | Set PeakFilterThresholdValue = 22474.2815000009 for compound Di-n-Butylphthalate; previous value = 17973.3979999998 | | | ✓ | |
| CmdSetMethodTargetCompoundAttribute | BL2000\jheine | 12/29/2021 7:53:21 PM | No parameter change for ThresholdNumberOfPeaks | | | ✓ | |
| CmdSetMethodTargetQualifierAttribute | BL2000\jheine | 12/29/2021 7:53:21 PM | No parameter change for PeakFilterThreshold | | | ✓ | |
| CmdSetMethodTargetQualifierAttribute | BL2000\jheine | 12/29/2021 7:53:22 PM | Set PeakFilterThresholdValue = 2050.13582348466 for qualifier 150.0 of compound Di-n-Butylphthalate; previous value = 1615.45306427698 | | | ✓ | |
| CmdSetMethodTargetQualifierAttribute | BL2000\jheine | 12/29/2021 7:53:22 PM | No parameter change for ThresholdNumberOfPeaks | | | ✓ | |
| CmdSetMethodTargetQualifierAttribute | BL2000\jheine | 12/29/2021 7:53:23 PM | No parameter change for PeakFilterThreshold | | | ✓ | |

Audit Trail report

| Name | User | Time | Action | Reason | Comment | Succeed | Exception |
|--------------------------------------|---------------|-----------------------|--|--------|---------|---------|-----------|
| CmdSetMethodTargetQualifierAttribute | BL2000\jheine | 12/29/2021 7:53:23 PM | Set PeakFilterThresholdValue = 1402.47698589473 for qualifier 104.0 of compound Di-n-Butylphthalate; previous value = 1188.37254445749 | | | ✓ | |
| CmdSetMethodTargetQualifierAttribute | BL2000\jheine | 12/29/2021 7:53:23 PM | No parameter change for ThresholdNumberOfPeaks | | | ✓ | |
| CmdSetMethodTargetCompoundAttribute | BL2000\jheine | 12/29/2021 7:53:24 PM | No parameter change for PeakFilterThreshold | | | ✓ | |
| CmdSetMethodTargetCompoundAttribute | BL2000\jheine | 12/29/2021 7:53:24 PM | No parameter change for PeakFilterThresholdValue | | | ✓ | |
| CmdSetMethodTargetCompoundAttribute | BL2000\jheine | 12/29/2021 7:53:24 PM | No parameter change for ThresholdNumberOfPeaks | | | ✓ | |
| CmdSetMethodTargetQualifierAttribute | BL2000\jheine | 12/29/2021 7:53:25 PM | No parameter change for PeakFilterThreshold | | | ✓ | |
| CmdSetMethodTargetQualifierAttribute | BL2000\jheine | 12/29/2021 7:53:25 PM | No parameter change for PeakFilterThresholdValue | | | ✓ | |
| CmdSetMethodTargetQualifierAttribute | BL2000\jheine | 12/29/2021 7:53:26 PM | No parameter change for ThresholdNumberOfPeaks | | | ✓ | |
| CmdSetMethodTargetQualifierAttribute | BL2000\jheine | 12/29/2021 7:53:26 PM | No parameter change for PeakFilterThreshold | | | ✓ | |
| CmdSetMethodTargetQualifierAttribute | BL2000\jheine | 12/29/2021 7:53:26 PM | No parameter change for PeakFilterThresholdValue | | | ✓ | |
| CmdSetMethodTargetQualifierAttribute | BL2000\jheine | 12/29/2021 7:53:27 PM | No parameter change for ThresholdNumberOfPeaks | | | ✓ | |
| CmdSetMethodTargetCompoundAttribute | BL2000\jheine | 12/29/2021 7:53:27 PM | No parameter change for PeakFilterThreshold | | | ✓ | |
| CmdSetMethodTargetCompoundAttribute | BL2000\jheine | 12/29/2021 7:53:27 PM | No parameter change for PeakFilterThresholdValue | | | ✓ | |
| CmdSetMethodTargetCompoundAttribute | BL2000\jheine | 12/29/2021 7:53:27 PM | No parameter change for ThresholdNumberOfPeaks | | | ✓ | |
| CmdSetMethodTargetQualifierAttribute | BL2000\jheine | 12/29/2021 7:53:27 PM | No parameter change for PeakFilterThreshold | | | ✓ | |
| CmdSetMethodTargetQualifierAttribute | BL2000\jheine | 12/29/2021 7:53:28 PM | No parameter change for PeakFilterThresholdValue | | | ✓ | |
| CmdSetMethodTargetQualifierAttribute | BL2000\jheine | 12/29/2021 7:53:28 PM | No parameter change for ThresholdNumberOfPeaks | | | ✓ | |
| CmdSetMethodTargetQualifierAttribute | BL2000\jheine | 12/29/2021 7:53:28 PM | No parameter change for PeakFilterThreshold | | | ✓ | |
| CmdSetMethodTargetQualifierAttribute | BL2000\jheine | 12/29/2021 7:53:28 PM | No parameter change for PeakFilterThresholdValue | | | ✓ | |
| CmdSetMethodTargetQualifierAttribute | BL2000\jheine | 12/29/2021 7:53:28 PM | No parameter change for ThresholdNumberOfPeaks | | | ✓ | |
| CmdSetMethodTargetCompoundAttribute | BL2000\jheine | 12/29/2021 7:53:29 PM | No parameter change for PeakFilterThreshold | | | ✓ | |
| CmdSetMethodTargetCompoundAttribute | BL2000\jheine | 12/29/2021 7:53:29 PM | No parameter change for PeakFilterThresholdValue | | | ✓ | |
| CmdSetMethodTargetCompoundAttribute | BL2000\jheine | 12/29/2021 7:53:29 PM | No parameter change for ThresholdNumberOfPeaks | | | ✓ | |

Audit Trail report

| Name | User | Time | Action | Reason | Comment | Succeed | Exception |
|--------------------------------------|---------------|-----------------------|---|--------|---------|---------|-----------|
| CmdSetMethodTargetQualifierAttribute | BL2000\jheine | 12/29/2021 7:53:29 PM | No parameter change for PeakFilterThreshold | | | ✓ | |
| CmdSetMethodTargetQualifierAttribute | BL2000\jheine | 12/29/2021 7:53:29 PM | No parameter change for PeakFilterThresholdValue | | | ✓ | |
| CmdSetMethodTargetQualifierAttribute | BL2000\jheine | 12/29/2021 7:53:30 PM | No parameter change for ThresholdNumberOfPeaks | | | ✓ | |
| CmdSetMethodTargetQualifierAttribute | BL2000\jheine | 12/29/2021 7:53:30 PM | No parameter change for PeakFilterThreshold | | | ✓ | |
| CmdSetMethodTargetQualifierAttribute | BL2000\jheine | 12/29/2021 7:53:30 PM | No parameter change for PeakFilterThresholdValue | | | ✓ | |
| CmdSetMethodTargetQualifierAttribute | BL2000\jheine | 12/29/2021 7:53:30 PM | No parameter change for ThresholdNumberOfPeaks | | | ✓ | |
| CmdSetMethodTargetCompoundAttribute | BL2000\jheine | 12/29/2021 7:53:31 PM | No parameter change for PeakFilterThreshold | | | ✓ | |
| CmdSetMethodTargetCompoundAttribute | BL2000\jheine | 12/29/2021 7:53:31 PM | Set PeakFilterThresholdValue = 46750.672499992 for compound Fluoranthene; previous value = 45447.9792500001 | | | ✓ | |
| CmdSetMethodTargetCompoundAttribute | BL2000\jheine | 12/29/2021 7:53:31 PM | No parameter change for ThresholdNumberOfPeaks | | | ✓ | |
| CmdSetMethodTargetQualifierAttribute | BL2000\jheine | 12/29/2021 7:53:32 PM | No parameter change for PeakFilterThreshold | | | ✓ | |
| CmdSetMethodTargetQualifierAttribute | BL2000\jheine | 12/29/2021 7:53:32 PM | Set PeakFilterThresholdValue = 7018.47027186934 for qualifier 101.0 of compound Fluoranthene; previous value = 6724.86054722421 | | | ✓ | |
| CmdSetMethodTargetQualifierAttribute | BL2000\jheine | 12/29/2021 7:53:32 PM | No parameter change for ThresholdNumberOfPeaks | | | ✓ | |
| CmdSetMethodTargetCompoundAttribute | BL2000\jheine | 12/29/2021 7:53:33 PM | No parameter change for PeakFilterThreshold | | | ✓ | |
| CmdSetMethodTargetCompoundAttribute | BL2000\jheine | 12/29/2021 7:53:33 PM | Set PeakFilterThresholdValue = 11452.6697499999 for compound Benzidine; previous value = 10091.1245000001 | | | ✓ | |
| CmdSetMethodTargetCompoundAttribute | BL2000\jheine | 12/29/2021 7:53:33 PM | No parameter change for ThresholdNumberOfPeaks | | | ✓ | |
| CmdSetMethodTargetQualifierAttribute | BL2000\jheine | 12/29/2021 7:53:34 PM | No parameter change for PeakFilterThreshold | | | ✓ | |
| CmdSetMethodTargetQualifierAttribute | BL2000\jheine | 12/29/2021 7:53:34 PM | Set PeakFilterThresholdValue = 1029.39909472608 for qualifier 92.0 of compound Benzidine; previous value = 970.173191908148 | | | ✓ | |
| CmdSetMethodTargetQualifierAttribute | BL2000\jheine | 12/29/2021 7:53:35 PM | No parameter change for ThresholdNumberOfPeaks | | | ✓ | |
| CmdSetMethodTargetQualifierAttribute | BL2000\jheine | 12/29/2021 7:53:35 PM | No parameter change for PeakFilterThreshold | | | ✓ | |
| CmdSetMethodTargetQualifierAttribute | BL2000\jheine | 12/29/2021 7:53:35 PM | Set PeakFilterThresholdValue = 1318.6904060914 for qualifier 183.0 of compound Benzidine; previous value = 1195.88501510996 | | | ✓ | |

Audit Trail report

| Name | User | Time | Action | Reason | Comment | Succeed | Exception |
|--------------------------------------|---------------|-----------------------|---|--------|---------|---------|-----------|
| CmdSetMethodTargetQualifierAttribute | BL2000\jheine | 12/29/2021 7:53:36 PM | No parameter change for ThresholdNumberOfPeaks | | | ✓ | |
| CmdSetMethodTargetCompoundAttribute | BL2000\jheine | 12/29/2021 7:53:36 PM | No parameter change for PeakFilterThreshold | | | ✓ | |
| CmdSetMethodTargetCompoundAttribute | BL2000\jheine | 12/29/2021 7:53:37 PM | Set PeakFilterThresholdValue = 50969.4335000017 for compound Pyrene; previous value = 50116.1364999996 | | | ✓ | |
| CmdSetMethodTargetCompoundAttribute | BL2000\jheine | 12/29/2021 7:53:37 PM | No parameter change for ThresholdNumberOfPeaks | | | ✓ | |
| CmdSetMethodTargetQualifierAttribute | BL2000\jheine | 12/29/2021 7:53:37 PM | No parameter change for PeakFilterThreshold | | | ✓ | |
| CmdSetMethodTargetQualifierAttribute | BL2000\jheine | 12/29/2021 7:53:38 PM | Set PeakFilterThresholdValue = 9413.42294961551 for qualifier 101.0 of compound Pyrene; previous value = 9076.55794285134 | | | ✓ | |
| CmdSetMethodTargetQualifierAttribute | BL2000\jheine | 12/29/2021 7:53:38 PM | No parameter change for ThresholdNumberOfPeaks | | | ✓ | |
| CmdSetMethodTargetCompoundAttribute | BL2000\jheine | 12/29/2021 7:53:38 PM | No parameter change for PeakFilterThreshold | | | ✓ | |
| CmdSetMethodTargetCompoundAttribute | BL2000\jheine | 12/29/2021 7:53:39 PM | No parameter change for PeakFilterThresholdValue | | | ✓ | |
| CmdSetMethodTargetCompoundAttribute | BL2000\jheine | 12/29/2021 7:53:39 PM | No parameter change for ThresholdNumberOfPeaks | | | ✓ | |
| CmdSetMethodTargetQualifierAttribute | BL2000\jheine | 12/29/2021 7:53:39 PM | No parameter change for PeakFilterThreshold | | | ✓ | |
| CmdSetMethodTargetQualifierAttribute | BL2000\jheine | 12/29/2021 7:53:40 PM | No parameter change for PeakFilterThresholdValue | | | ✓ | |
| CmdSetMethodTargetQualifierAttribute | BL2000\jheine | 12/29/2021 7:53:40 PM | No parameter change for ThresholdNumberOfPeaks | | | ✓ | |
| CmdSetMethodTargetQualifierAttribute | BL2000\jheine | 12/29/2021 7:53:40 PM | No parameter change for PeakFilterThreshold | | | ✓ | |
| CmdSetMethodTargetQualifierAttribute | BL2000\jheine | 12/29/2021 7:53:41 PM | No parameter change for PeakFilterThresholdValue | | | ✓ | |
| CmdSetMethodTargetQualifierAttribute | BL2000\jheine | 12/29/2021 7:53:41 PM | No parameter change for ThresholdNumberOfPeaks | | | ✓ | |
| CmdSetMethodTargetCompoundAttribute | BL2000\jheine | 12/29/2021 7:53:41 PM | No parameter change for PeakFilterThreshold | | | ✓ | |
| CmdSetMethodTargetCompoundAttribute | BL2000\jheine | 12/29/2021 7:53:41 PM | No parameter change for PeakFilterThresholdValue | | | ✓ | |
| CmdSetMethodTargetCompoundAttribute | BL2000\jheine | 12/29/2021 7:53:42 PM | No parameter change for ThresholdNumberOfPeaks | | | ✓ | |
| CmdSetMethodTargetQualifierAttribute | BL2000\jheine | 12/29/2021 7:53:42 PM | No parameter change for PeakFilterThreshold | | | ✓ | |
| CmdSetMethodTargetQualifierAttribute | BL2000\jheine | 12/29/2021 7:53:42 PM | No parameter change for PeakFilterThresholdValue | | | ✓ | |
| CmdSetMethodTargetQualifierAttribute | BL2000\jheine | 12/29/2021 7:53:43 PM | No parameter change for ThresholdNumberOfPeaks | | | ✓ | |

Audit Trail report

| Name | User | Time | Action | Reason | Comment | Succeed | Exception |
|--------------------------------------|---------------|-----------------------|--|--------|---------|---------|-----------|
| CmdSetMethodTargetQualifierAttribute | BL2000\jheine | 12/29/2021 7:53:43 PM | No parameter change for PeakFilterThreshold | | | ✓ | |
| CmdSetMethodTargetQualifierAttribute | BL2000\jheine | 12/29/2021 7:53:43 PM | No parameter change for PeakFilterThresholdValue | | | ✓ | |
| CmdSetMethodTargetQualifierAttribute | BL2000\jheine | 12/29/2021 7:53:44 PM | No parameter change for ThresholdNumberOfPeaks | | | ✓ | |
| CmdSetMethodTargetCompoundAttribute | BL2000\jheine | 12/29/2021 7:53:44 PM | No parameter change for PeakFilterThreshold | | | ✓ | |
| CmdSetMethodTargetCompoundAttribute | BL2000\jheine | 12/29/2021 7:53:44 PM | No parameter change for PeakFilterThresholdValue | | | ✓ | |
| CmdSetMethodTargetCompoundAttribute | BL2000\jheine | 12/29/2021 7:53:45 PM | No parameter change for ThresholdNumberOfPeaks | | | ✓ | |
| CmdSetMethodTargetQualifierAttribute | BL2000\jheine | 12/29/2021 7:53:45 PM | No parameter change for PeakFilterThreshold | | | ✓ | |
| CmdSetMethodTargetQualifierAttribute | BL2000\jheine | 12/29/2021 7:53:45 PM | No parameter change for PeakFilterThresholdValue | | | ✓ | |
| CmdSetMethodTargetQualifierAttribute | BL2000\jheine | 12/29/2021 7:53:46 PM | No parameter change for ThresholdNumberOfPeaks | | | ✓ | |
| CmdSetMethodTargetQualifierAttribute | BL2000\jheine | 12/29/2021 7:53:46 PM | No parameter change for PeakFilterThreshold | | | ✓ | |
| CmdSetMethodTargetQualifierAttribute | BL2000\jheine | 12/29/2021 7:53:46 PM | No parameter change for PeakFilterThresholdValue | | | ✓ | |
| CmdSetMethodTargetQualifierAttribute | BL2000\jheine | 12/29/2021 7:53:47 PM | No parameter change for ThresholdNumberOfPeaks | | | ✓ | |
| CmdSetMethodTargetCompoundAttribute | BL2000\jheine | 12/29/2021 7:53:47 PM | No parameter change for PeakFilterThreshold | | | ✓ | |
| CmdSetMethodTargetCompoundAttribute | BL2000\jheine | 12/29/2021 7:53:47 PM | No parameter change for PeakFilterThresholdValue | | | ✓ | |
| CmdSetMethodTargetCompoundAttribute | BL2000\jheine | 12/29/2021 7:53:48 PM | No parameter change for ThresholdNumberOfPeaks | | | ✓ | |
| CmdSetMethodTargetQualifierAttribute | BL2000\jheine | 12/29/2021 7:53:48 PM | No parameter change for PeakFilterThreshold | | | ✓ | |
| CmdSetMethodTargetQualifierAttribute | BL2000\jheine | 12/29/2021 7:53:48 PM | No parameter change for PeakFilterThresholdValue | | | ✓ | |
| CmdSetMethodTargetQualifierAttribute | BL2000\jheine | 12/29/2021 7:53:49 PM | No parameter change for ThresholdNumberOfPeaks | | | ✓ | |
| CmdSetMethodTargetQualifierAttribute | BL2000\jheine | 12/29/2021 7:53:49 PM | No parameter change for PeakFilterThreshold | | | ✓ | |
| CmdSetMethodTargetQualifierAttribute | BL2000\jheine | 12/29/2021 7:53:50 PM | No parameter change for PeakFilterThresholdValue | | | ✓ | |
| CmdSetMethodTargetQualifierAttribute | BL2000\jheine | 12/29/2021 7:53:50 PM | No parameter change for ThresholdNumberOfPeaks | | | ✓ | |
| CmdSetMethodTargetCompoundAttribute | BL2000\jheine | 12/29/2021 7:53:50 PM | No parameter change for PeakFilterThreshold | | | ✓ | |
| CmdSetMethodTargetCompoundAttribute | BL2000\jheine | 12/29/2021 7:53:51 PM | No parameter change for PeakFilterThresholdValue | | | ✓ | |
| CmdSetMethodTargetCompoundAttribute | BL2000\jheine | 12/29/2021 7:53:51 PM | No parameter change for ThresholdNumberOfPeaks | | | ✓ | |

Audit Trail report

| Name | User | Time | Action | Reason | Comment | Succeed | Exception |
|--------------------------------------|---------------|-----------------------|--|--------|---------|---------|-----------|
| CmdSetMethodTargetQualifierAttribute | BL2000\jheine | 12/29/2021 7:53:51 PM | No parameter change for PeakFilterThreshold | | | ✓ | |
| CmdSetMethodTargetQualifierAttribute | BL2000\jheine | 12/29/2021 7:53:52 PM | No parameter change for PeakFilterThresholdValue | | | ✓ | |
| CmdSetMethodTargetQualifierAttribute | BL2000\jheine | 12/29/2021 7:53:52 PM | No parameter change for ThresholdNumberOfPeaks | | | ✓ | |
| CmdSetMethodTargetQualifierAttribute | BL2000\jheine | 12/29/2021 7:53:52 PM | No parameter change for PeakFilterThreshold | | | ✓ | |
| CmdSetMethodTargetQualifierAttribute | BL2000\jheine | 12/29/2021 7:53:53 PM | No parameter change for PeakFilterThresholdValue | | | ✓ | |
| CmdSetMethodTargetQualifierAttribute | BL2000\jheine | 12/29/2021 7:53:53 PM | No parameter change for ThresholdNumberOfPeaks | | | ✓ | |
| CmdSetMethodTargetCompoundAttribute | BL2000\jheine | 12/29/2021 7:53:53 PM | No parameter change for PeakFilterThreshold | | | ✓ | |
| CmdSetMethodTargetCompoundAttribute | BL2000\jheine | 12/29/2021 7:53:54 PM | No parameter change for PeakFilterThresholdValue | | | ✓ | |
| CmdSetMethodTargetCompoundAttribute | BL2000\jheine | 12/29/2021 7:53:54 PM | No parameter change for ThresholdNumberOfPeaks | | | ✓ | |
| CmdSetMethodTargetQualifierAttribute | BL2000\jheine | 12/29/2021 7:53:54 PM | No parameter change for PeakFilterThreshold | | | ✓ | |
| CmdSetMethodTargetQualifierAttribute | BL2000\jheine | 12/29/2021 7:53:55 PM | No parameter change for PeakFilterThresholdValue | | | ✓ | |
| CmdSetMethodTargetQualifierAttribute | BL2000\jheine | 12/29/2021 7:53:55 PM | No parameter change for ThresholdNumberOfPeaks | | | ✓ | |
| CmdSetMethodTargetQualifierAttribute | BL2000\jheine | 12/29/2021 7:53:55 PM | No parameter change for PeakFilterThreshold | | | ✓ | |
| CmdSetMethodTargetQualifierAttribute | BL2000\jheine | 12/29/2021 7:53:56 PM | No parameter change for PeakFilterThresholdValue | | | ✓ | |
| CmdSetMethodTargetQualifierAttribute | BL2000\jheine | 12/29/2021 7:53:56 PM | No parameter change for ThresholdNumberOfPeaks | | | ✓ | |
| CmdSetMethodTargetCompoundAttribute | BL2000\jheine | 12/29/2021 7:53:56 PM | No parameter change for PeakFilterThreshold | | | ✓ | |
| CmdSetMethodTargetCompoundAttribute | BL2000\jheine | 12/29/2021 7:53:56 PM | Set PeakFilterThresholdValue = 7798.98974999994 for compound Butylbenzylphthalate; previous value = 6924.60424999999 | | | ✓ | |
| CmdSetMethodTargetCompoundAttribute | BL2000\jheine | 12/29/2021 7:53:57 PM | No parameter change for ThresholdNumberOfPeaks | | | ✓ | |
| CmdSetMethodTargetQualifierAttribute | BL2000\jheine | 12/29/2021 7:53:57 PM | No parameter change for PeakFilterThreshold | | | ✓ | |
| CmdSetMethodTargetQualifierAttribute | BL2000\jheine | 12/29/2021 7:53:57 PM | Set PeakFilterThresholdValue = 7378.56519771341 for qualifier 91.0 of compound Butylbenzylphthalate; previous value = 6550.65088012104 | | | ✓ | |
| CmdSetMethodTargetQualifierAttribute | BL2000\jheine | 12/29/2021 7:53:57 PM | No parameter change for ThresholdNumberOfPeaks | | | ✓ | |
| CmdSetMethodTargetQualifierAttribute | BL2000\jheine | 12/29/2021 7:53:58 PM | No parameter change for PeakFilterThreshold | | | ✓ | |

Audit Trail report

| Name | User | Time | Action | Reason | Comment | Succeed | Exception |
|--------------------------------------|---------------|-----------------------|---|--------|---------|---------|-----------|
| CmdSetMethodTargetQualifierAttribute | BL2000\jheine | 12/29/2021 7:53:58 PM | Set PeakFilterThresholdValue = 1163.09959895196 for qualifier 206.0 of compound Butylbenzylphthalate; previous value = 1072.79585768802 | | | ✓ | |
| CmdSetMethodTargetQualifierAttribute | BL2000\jheine | 12/29/2021 7:53:59 PM | No parameter change for ThresholdNumberOfPeaks | | | ✓ | |
| CmdSetMethodTargetCompoundAttribute | BL2000\jheine | 12/29/2021 7:53:59 PM | No parameter change for PeakFilterThreshold | | | ✓ | |
| CmdSetMethodTargetCompoundAttribute | BL2000\jheine | 12/29/2021 7:53:59 PM | No parameter change for PeakFilterThresholdValue | | | ✓ | |
| CmdSetMethodTargetCompoundAttribute | BL2000\jheine | 12/29/2021 7:53:59 PM | No parameter change for ThresholdNumberOfPeaks | | | ✓ | |
| CmdSetMethodTargetQualifierAttribute | BL2000\jheine | 12/29/2021 7:53:59 PM | No parameter change for PeakFilterThreshold | | | ✓ | |
| CmdSetMethodTargetQualifierAttribute | BL2000\jheine | 12/29/2021 7:54:00 PM | No parameter change for PeakFilterThresholdValue | | | ✓ | |
| CmdSetMethodTargetQualifierAttribute | BL2000\jheine | 12/29/2021 7:54:00 PM | No parameter change for ThresholdNumberOfPeaks | | | ✓ | |
| CmdSetMethodTargetQualifierAttribute | BL2000\jheine | 12/29/2021 7:54:00 PM | No parameter change for PeakFilterThreshold | | | ✓ | |
| CmdSetMethodTargetQualifierAttribute | BL2000\jheine | 12/29/2021 7:54:01 PM | No parameter change for PeakFilterThresholdValue | | | ✓ | |
| CmdSetMethodTargetQualifierAttribute | BL2000\jheine | 12/29/2021 7:54:01 PM | No parameter change for ThresholdNumberOfPeaks | | | ✓ | |
| CmdSetMethodTargetCompoundAttribute | BL2000\jheine | 12/29/2021 7:54:02 PM | No parameter change for PeakFilterThreshold | | | ✓ | |
| CmdSetMethodTargetCompoundAttribute | BL2000\jheine | 12/29/2021 7:54:02 PM | Set PeakFilterThresholdValue = 30972.0912499998 for compound Benzo(a)Anthracene; previous value = 29068.9682499999 | | | ✓ | |
| CmdSetMethodTargetCompoundAttribute | BL2000\jheine | 12/29/2021 7:54:02 PM | No parameter change for ThresholdNumberOfPeaks | | | ✓ | |
| CmdSetMethodTargetQualifierAttribute | BL2000\jheine | 12/29/2021 7:54:02 PM | No parameter change for PeakFilterThreshold | | | ✓ | |
| CmdSetMethodTargetQualifierAttribute | BL2000\jheine | 12/29/2021 7:54:03 PM | Set PeakFilterThresholdValue = 6601.91893577213 for qualifier 229.0 of compound Benzo(a)Anthracene; previous value = 6057.63916145881 | | | ✓ | |
| CmdSetMethodTargetQualifierAttribute | BL2000\jheine | 12/29/2021 7:54:03 PM | No parameter change for ThresholdNumberOfPeaks | | | ✓ | |
| CmdSetMethodTargetQualifierAttribute | BL2000\jheine | 12/29/2021 7:54:03 PM | No parameter change for PeakFilterThreshold | | | ✓ | |
| CmdSetMethodTargetQualifierAttribute | BL2000\jheine | 12/29/2021 7:54:04 PM | Set PeakFilterThresholdValue = 8259.6748779631 for qualifier 226.0 of compound Benzo(a)Anthracene; previous value = 7633.4819433028 | | | ✓ | |
| CmdSetMethodTargetQualifierAttribute | BL2000\jheine | 12/29/2021 7:54:04 PM | No parameter change for ThresholdNumberOfPeaks | | | ✓ | |
| CmdSetMethodTargetCompoundAttribute | BL2000\jheine | 12/29/2021 7:54:04 PM | No parameter change for PeakFilterThreshold | | | ✓ | |

Audit Trail report

| Name | User | Time | Action | Reason | Comment | Succeed | Exception |
|--------------------------------------|---------------|-----------------------|--|--------|---------|---------|-----------|
| CmdSetMethodTargetCompoundAttribute | BL2000\jheine | 12/29/2021 7:54:05 PM | Set PeakFilterThresholdValue = 39473.4794999999 for compound Chrysene; previous value = 36394.1819999999 | | | ✓ | |
| CmdSetMethodTargetCompoundAttribute | BL2000\jheine | 12/29/2021 7:54:05 PM | No parameter change for ThresholdNumberOfPeaks | | | ✓ | |
| CmdSetMethodTargetQualifierAttribute | BL2000\jheine | 12/29/2021 7:54:05 PM | No parameter change for PeakFilterThreshold | | | ✓ | |
| CmdSetMethodTargetQualifierAttribute | BL2000\jheine | 12/29/2021 7:54:06 PM | Set PeakFilterThresholdValue = 12079.2748909925 for qualifier 226.0 of compound Chrysene; previous value = 11079.7036311616 | | | ✓ | |
| CmdSetMethodTargetQualifierAttribute | BL2000\jheine | 12/29/2021 7:54:06 PM | No parameter change for ThresholdNumberOfPeaks | | | ✓ | |
| CmdSetMethodTargetQualifierAttribute | BL2000\jheine | 12/29/2021 7:54:07 PM | No parameter change for PeakFilterThreshold | | | ✓ | |
| CmdSetMethodTargetQualifierAttribute | BL2000\jheine | 12/29/2021 7:54:07 PM | Set PeakFilterThresholdValue = 8243.45202691593 for qualifier 229.0 of compound Chrysene; previous value = 7513.10680017911 | | | ✓ | |
| CmdSetMethodTargetQualifierAttribute | BL2000\jheine | 12/29/2021 7:54:07 PM | No parameter change for ThresholdNumberOfPeaks | | | ✓ | |
| CmdSetMethodTargetCompoundAttribute | BL2000\jheine | 12/29/2021 7:54:08 PM | No parameter change for PeakFilterThreshold | | | ✓ | |
| CmdSetMethodTargetCompoundAttribute | BL2000\jheine | 12/29/2021 7:54:08 PM | Set PeakFilterThresholdValue = 6466.51399999983 for compound 3,3-Dichlorobenzidine; previous value = 5583.85225 | | | ✓ | |
| CmdSetMethodTargetCompoundAttribute | BL2000\jheine | 12/29/2021 7:54:08 PM | No parameter change for ThresholdNumberOfPeaks | | | ✓ | |
| CmdSetMethodTargetQualifierAttribute | BL2000\jheine | 12/29/2021 7:54:09 PM | No parameter change for PeakFilterThreshold | | | ✓ | |
| CmdSetMethodTargetQualifierAttribute | BL2000\jheine | 12/29/2021 7:54:09 PM | Set PeakFilterThresholdValue = 4008.81297456299 for qualifier 254.0 of compound 3,3-Dichlorobenzidine; previous value = 3470.51497762139 | | | ✓ | |
| CmdSetMethodTargetQualifierAttribute | BL2000\jheine | 12/29/2021 7:54:10 PM | No parameter change for ThresholdNumberOfPeaks | | | ✓ | |
| CmdSetMethodTargetCompoundAttribute | BL2000\jheine | 12/29/2021 7:54:10 PM | No parameter change for PeakFilterThreshold | | | ✓ | |
| CmdSetMethodTargetCompoundAttribute | BL2000\jheine | 12/29/2021 7:54:10 PM | Set PeakFilterThresholdValue = 2790.40599999999 for compound bis(2-ethylhexyl)Phthalate; previous value = 2726.21749999997 | | | ✓ | |
| CmdSetMethodTargetCompoundAttribute | BL2000\jheine | 12/29/2021 7:54:11 PM | No parameter change for ThresholdNumberOfPeaks | | | ✓ | |
| CmdSetMethodTargetQualifierAttribute | BL2000\jheine | 12/29/2021 7:54:11 PM | No parameter change for PeakFilterThreshold | | | ✓ | |

Audit Trail report

| Name | User | Time | Action | Reason | Comment | Succeed | Exception |
|--------------------------------------|---------------|-----------------------|---|--------|---------|---------|-----------|
| CmdSetMethodTargetQualifierAttribute | BL2000\jheine | 12/29/2021 7:54:11 PM | Set PeakFilterThresholdValue = 11764.4714283085 for qualifier 149.0 of compound bis(2-ethylhexyl)Phthalate; previous value = 11142.0429080814 | | | ✓ | |
| CmdSetMethodTargetQualifierAttribute | BL2000\jheine | 12/29/2021 7:54:11 PM | No parameter change for ThresholdNumberOfPeaks | | | ✓ | |
| CmdSetMethodTargetQualifierAttribute | BL2000\jheine | 12/29/2021 7:54:12 PM | No parameter change for PeakFilterThreshold | | | ✓ | |
| CmdSetMethodTargetQualifierAttribute | BL2000\jheine | 12/29/2021 7:54:12 PM | Set PeakFilterThresholdValue = 313.208325526434 for qualifier 279.0 of compound bis(2-ethylhexyl)Phthalate; previous value = 347.490185578513 | | | ✓ | |
| CmdSetMethodTargetQualifierAttribute | BL2000\jheine | 12/29/2021 7:54:12 PM | No parameter change for ThresholdNumberOfPeaks | | | ✓ | |
| CmdSetMethodTargetCompoundAttribute | BL2000\jheine | 12/29/2021 7:54:12 PM | No parameter change for PeakFilterThreshold | | | ✓ | |
| CmdSetMethodTargetCompoundAttribute | BL2000\jheine | 12/29/2021 7:54:13 PM | Set PeakFilterThresholdValue = 19301.5534999998 for compound Di-n-octyl Phthalate; previous value = 18570.8537500003 | | | ✓ | |
| CmdSetMethodTargetCompoundAttribute | BL2000\jheine | 12/29/2021 7:54:13 PM | No parameter change for ThresholdNumberOfPeaks | | | ✓ | |
| CmdSetMethodTargetQualifierAttribute | BL2000\jheine | 12/29/2021 7:54:13 PM | No parameter change for PeakFilterThreshold | | | ✓ | |
| CmdSetMethodTargetQualifierAttribute | BL2000\jheine | 12/29/2021 7:54:13 PM | Set PeakFilterThresholdValue = 1877.31156988303 for qualifier 150.0 of compound Di-n-octyl Phthalate; previous value = 1765.43611948196 | | | ✓ | |
| CmdSetMethodTargetQualifierAttribute | BL2000\jheine | 12/29/2021 7:54:14 PM | No parameter change for ThresholdNumberOfPeaks | | | ✓ | |
| CmdSetMethodTargetCompoundAttribute | BL2000\jheine | 12/29/2021 7:54:14 PM | No parameter change for PeakFilterThreshold | | | ✓ | |
| CmdSetMethodTargetCompoundAttribute | BL2000\jheine | 12/29/2021 7:54:14 PM | Set PeakFilterThresholdValue = 29583.9632500008 for compound Benzo(b)fluoranthene; previous value = 26006.5204999994 | | | ✓ | |
| CmdSetMethodTargetCompoundAttribute | BL2000\jheine | 12/29/2021 7:54:14 PM | No parameter change for ThresholdNumberOfPeaks | | | ✓ | |
| CmdSetMethodTargetQualifierAttribute | BL2000\jheine | 12/29/2021 7:54:15 PM | No parameter change for PeakFilterThreshold | | | ✓ | |
| CmdSetMethodTargetQualifierAttribute | BL2000\jheine | 12/29/2021 7:54:15 PM | Set PeakFilterThresholdValue = 6318.29078880933 for qualifier 253.0 of compound Benzo(b)fluoranthene; previous value = 5621.47225490131 | | | ✓ | |
| CmdSetMethodTargetQualifierAttribute | BL2000\jheine | 12/29/2021 7:54:16 PM | No parameter change for ThresholdNumberOfPeaks | | | ✓ | |
| CmdSetMethodTargetCompoundAttribute | BL2000\jheine | 12/29/2021 7:54:16 PM | No parameter change for PeakFilterThreshold | | | ✓ | |

Audit Trail report

| Name | User | Time | Action | Reason | Comment | Succeed | Exception |
|--------------------------------------|---------------|-----------------------|---|--------|---------|---------|-----------|
| CmdSetMethodTargetCompoundAttribute | BL2000\jheine | 12/29/2021 7:54:16 PM | Set PeakFilterThresholdValue = 10372.9414999996 for compound 7,12-Dimethylbenz[a]anthracene SknBN; previous value = 41180.9218461534 | | | ✓ | |
| CmdSetMethodTargetCompoundAttribute | BL2000\jheine | 12/29/2021 7:54:17 PM | No parameter change for ThresholdNumberOfPeaks | | | ✓ | |
| CmdSetMethodTargetQualifierAttribute | BL2000\jheine | 12/29/2021 7:54:17 PM | No parameter change for PeakFilterThreshold | | | ✓ | |
| CmdSetMethodTargetQualifierAttribute | BL2000\jheine | 12/29/2021 7:54:17 PM | Set PeakFilterThresholdValue = 6488.35370045272 for qualifier 241.0 of compound 7,12-Dimethylbenz[a]anthracene SknBN; previous value = 24067.4234944294 | | | ✓ | |
| CmdSetMethodTargetQualifierAttribute | BL2000\jheine | 12/29/2021 7:54:18 PM | No parameter change for ThresholdNumberOfPeaks | | | ✓ | |
| CmdSetMethodTargetQualifierAttribute | BL2000\jheine | 12/29/2021 7:54:18 PM | No parameter change for PeakFilterThreshold | | | ✓ | |
| CmdSetMethodTargetQualifierAttribute | BL2000\jheine | 12/29/2021 7:54:19 PM | Set PeakFilterThresholdValue = 3970.35461651474 for qualifier 240.0 of compound 7,12-Dimethylbenz[a]anthracene SknBN; previous value = 13910.6091189918 | | | ✓ | |
| CmdSetMethodTargetQualifierAttribute | BL2000\jheine | 12/29/2021 7:54:19 PM | No parameter change for ThresholdNumberOfPeaks | | | ✓ | |
| CmdSetMethodTargetCompoundAttribute | BL2000\jheine | 12/29/2021 7:54:19 PM | No parameter change for PeakFilterThreshold | | | ✓ | |
| CmdSetMethodTargetCompoundAttribute | BL2000\jheine | 12/29/2021 7:54:20 PM | Set PeakFilterThresholdValue = 28902.3299999992 for compound Benzo(k)fluoranthene; previous value = 30901.1832500002 | | | ✓ | |
| CmdSetMethodTargetCompoundAttribute | BL2000\jheine | 12/29/2021 7:54:20 PM | No parameter change for ThresholdNumberOfPeaks | | | ✓ | |
| CmdSetMethodTargetQualifierAttribute | BL2000\jheine | 12/29/2021 7:54:20 PM | No parameter change for PeakFilterThreshold | | | ✓ | |
| CmdSetMethodTargetQualifierAttribute | BL2000\jheine | 12/29/2021 7:54:21 PM | Set PeakFilterThresholdValue = 6266.47057582704 for qualifier 253.0 of compound Benzo(k)fluoranthene; previous value = 6659.04912774826 | | | ✓ | |
| CmdSetMethodTargetQualifierAttribute | BL2000\jheine | 12/29/2021 7:54:21 PM | No parameter change for ThresholdNumberOfPeaks | | | ✓ | |
| CmdSetMethodTargetCompoundAttribute | BL2000\jheine | 12/29/2021 7:54:21 PM | No parameter change for PeakFilterThreshold | | | ✓ | |
| CmdSetMethodTargetCompoundAttribute | BL2000\jheine | 12/29/2021 7:54:22 PM | No parameter change for PeakFilterThresholdValue | | | ✓ | |
| CmdSetMethodTargetCompoundAttribute | BL2000\jheine | 12/29/2021 7:54:22 PM | No parameter change for ThresholdNumberOfPeaks | | | ✓ | |
| CmdSetMethodTargetQualifierAttribute | BL2000\jheine | 12/29/2021 7:54:22 PM | No parameter change for PeakFilterThreshold | | | ✓ | |
| CmdSetMethodTargetQualifierAttribute | BL2000\jheine | 12/29/2021 7:54:23 PM | No parameter change for PeakFilterThresholdValue | | | ✓ | |

Audit Trail report

| Name | User | Time | Action | Reason | Comment | Succeed | Exception |
|--------------------------------------|---------------|-----------------------|---|--------|---------|---------|-----------|
| CmdSetMethodTargetQualifierAttribute | BL2000\jheine | 12/29/2021 7:54:23 PM | No parameter change for ThresholdNumberOfPeaks | | | ✓ | |
| CmdSetMethodTargetQualifierAttribute | BL2000\jheine | 12/29/2021 7:54:23 PM | No parameter change for PeakFilterThreshold | | | ✓ | |
| CmdSetMethodTargetQualifierAttribute | BL2000\jheine | 12/29/2021 7:54:24 PM | No parameter change for PeakFilterThresholdValue | | | ✓ | |
| CmdSetMethodTargetQualifierAttribute | BL2000\jheine | 12/29/2021 7:54:24 PM | No parameter change for ThresholdNumberOfPeaks | | | ✓ | |
| CmdSetMethodTargetCompoundAttribute | BL2000\jheine | 12/29/2021 7:54:25 PM | No parameter change for PeakFilterThreshold | | | ✓ | |
| CmdSetMethodTargetCompoundAttribute | BL2000\jheine | 12/29/2021 7:54:25 PM | Set PeakFilterThresholdValue = 23085.8714999995 for compound Benzo(a)pyrene; previous value = 21542.4312500004 | | | ✓ | |
| CmdSetMethodTargetCompoundAttribute | BL2000\jheine | 12/29/2021 7:54:25 PM | No parameter change for ThresholdNumberOfPeaks | | | ✓ | |
| CmdSetMethodTargetQualifierAttribute | BL2000\jheine | 12/29/2021 7:54:25 PM | No parameter change for PeakFilterThreshold | | | ✓ | |
| CmdSetMethodTargetQualifierAttribute | BL2000\jheine | 12/29/2021 7:54:26 PM | Set PeakFilterThresholdValue = 5296.51594566183 for qualifier 253.0 of compound Benzo(a)pyrene; previous value = 4751.48258288484 | | | ✓ | |
| CmdSetMethodTargetQualifierAttribute | BL2000\jheine | 12/29/2021 7:54:26 PM | No parameter change for ThresholdNumberOfPeaks | | | ✓ | |
| CmdSetMethodTargetCompoundAttribute | BL2000\jheine | 12/29/2021 7:54:26 PM | No parameter change for PeakFilterThreshold | | | ✓ | |
| CmdSetMethodTargetCompoundAttribute | BL2000\jheine | 12/29/2021 7:54:26 PM | No parameter change for PeakFilterThresholdValue | | | ✓ | |
| CmdSetMethodTargetCompoundAttribute | BL2000\jheine | 12/29/2021 7:54:26 PM | No parameter change for ThresholdNumberOfPeaks | | | ✓ | |
| CmdSetMethodTargetQualifierAttribute | BL2000\jheine | 12/29/2021 7:54:26 PM | No parameter change for PeakFilterThreshold | | | ✓ | |
| CmdSetMethodTargetQualifierAttribute | BL2000\jheine | 12/29/2021 7:54:27 PM | No parameter change for PeakFilterThresholdValue | | | ✓ | |
| CmdSetMethodTargetQualifierAttribute | BL2000\jheine | 12/29/2021 7:54:27 PM | No parameter change for ThresholdNumberOfPeaks | | | ✓ | |
| CmdSetMethodTargetQualifierAttribute | BL2000\jheine | 12/29/2021 7:54:27 PM | No parameter change for PeakFilterThreshold | | | ✓ | |
| CmdSetMethodTargetQualifierAttribute | BL2000\jheine | 12/29/2021 7:54:27 PM | No parameter change for PeakFilterThresholdValue | | | ✓ | |
| CmdSetMethodTargetQualifierAttribute | BL2000\jheine | 12/29/2021 7:54:28 PM | No parameter change for ThresholdNumberOfPeaks | | | ✓ | |
| CmdSetMethodTargetCompoundAttribute | BL2000\jheine | 12/29/2021 7:54:28 PM | No parameter change for PeakFilterThreshold | | | ✓ | |
| CmdSetMethodTargetCompoundAttribute | BL2000\jheine | 12/29/2021 7:54:28 PM | No parameter change for PeakFilterThresholdValue | | | ✓ | |
| CmdSetMethodTargetCompoundAttribute | BL2000\jheine | 12/29/2021 7:54:29 PM | No parameter change for ThresholdNumberOfPeaks | | | ✓ | |

Audit Trail report

| Name | User | Time | Action | Reason | Comment | Succeed | Exception |
|--------------------------------------|---------------|-----------------------|---|--------|---------|---------|-----------|
| CmdSetMethodTargetQualifierAttribute | BL2000\jheine | 12/29/2021 7:54:29 PM | No parameter change for PeakFilterThreshold | | | ✓ | |
| CmdSetMethodTargetQualifierAttribute | BL2000\jheine | 12/29/2021 7:54:29 PM | No parameter change for PeakFilterThresholdValue | | | ✓ | |
| CmdSetMethodTargetQualifierAttribute | BL2000\jheine | 12/29/2021 7:54:30 PM | No parameter change for ThresholdNumberOfPeaks | | | ✓ | |
| CmdSetMethodTargetQualifierAttribute | BL2000\jheine | 12/29/2021 7:54:30 PM | No parameter change for PeakFilterThreshold | | | ✓ | |
| CmdSetMethodTargetQualifierAttribute | BL2000\jheine | 12/29/2021 7:54:30 PM | No parameter change for PeakFilterThresholdValue | | | ✓ | |
| CmdSetMethodTargetQualifierAttribute | BL2000\jheine | 12/29/2021 7:54:31 PM | No parameter change for ThresholdNumberOfPeaks | | | ✓ | |
| CmdSetMethodTargetCompoundAttribute | BL2000\jheine | 12/29/2021 7:54:31 PM | No parameter change for PeakFilterThreshold | | | ✓ | |
| CmdSetMethodTargetCompoundAttribute | BL2000\jheine | 12/29/2021 7:54:31 PM | Set PeakFilterThresholdValue = 16721.175 for compound Indeno(1,2,3-c,d)pyrene; previous value = 17302.0124999995 | | | ✓ | |
| CmdSetMethodTargetCompoundAttribute | BL2000\jheine | 12/29/2021 7:54:32 PM | No parameter change for ThresholdNumberOfPeaks | | | ✓ | |
| CmdSetMethodTargetQualifierAttribute | BL2000\jheine | 12/29/2021 7:54:32 PM | No parameter change for PeakFilterThreshold | | | ✓ | |
| CmdSetMethodTargetQualifierAttribute | BL2000\jheine | 12/29/2021 7:54:32 PM | Set PeakFilterThresholdValue = 6536.63162464427 for qualifier 138.0 of compound Indeno(1,2,3-c,d)pyrene; previous value = 6225.4182448732 | | | ✓ | |
| CmdSetMethodTargetQualifierAttribute | BL2000\jheine | 12/29/2021 7:54:33 PM | No parameter change for ThresholdNumberOfPeaks | | | ✓ | |
| CmdSetMethodTargetCompoundAttribute | BL2000\jheine | 12/29/2021 7:54:33 PM | No parameter change for PeakFilterThreshold | | | ✓ | |
| CmdSetMethodTargetCompoundAttribute | BL2000\jheine | 12/29/2021 7:54:33 PM | Set PeakFilterThresholdValue = 20335.6587499994 for compound Dibenzo(a,h)anthracene; previous value = 21397.5637500003 | | | ✓ | |
| CmdSetMethodTargetCompoundAttribute | BL2000\jheine | 12/29/2021 7:54:34 PM | No parameter change for ThresholdNumberOfPeaks | | | ✓ | |
| CmdSetMethodTargetQualifierAttribute | BL2000\jheine | 12/29/2021 7:54:34 PM | No parameter change for PeakFilterThreshold | | | ✓ | |
| CmdSetMethodTargetQualifierAttribute | BL2000\jheine | 12/29/2021 7:54:34 PM | Set PeakFilterThresholdValue = 5008.7326093396 for qualifier 279.0 of compound Dibenzo(a,h)anthracene; previous value = 5321.24919620063 | | | ✓ | |
| CmdSetMethodTargetQualifierAttribute | BL2000\jheine | 12/29/2021 7:54:35 PM | No parameter change for ThresholdNumberOfPeaks | | | ✓ | |
| CmdSetMethodTargetQualifierAttribute | BL2000\jheine | 12/29/2021 7:54:35 PM | No parameter change for PeakFilterThreshold | | | ✓ | |
| CmdSetMethodTargetQualifierAttribute | BL2000\jheine | 12/29/2021 7:54:36 PM | Set PeakFilterThresholdValue = 6217.174502674 for qualifier 139.0 of compound Dibenzo(a,h)anthracene; previous value = 6579.97972400791 | | | ✓ | |

Audit Trail report

| Name | User | Time | Action | Reason | Comment | Succeed | Exception |
|--------------------------------------|---------------|-----------------------|---|--------|---------|---------|-----------|
| CmdSetMethodTargetQualifierAttribute | BL2000\jheine | 12/29/2021 7:54:36 PM | No parameter change for ThresholdNumberOfPeaks | | | ✓ | |
| CmdSetMethodTargetCompoundAttribute | BL2000\jheine | 12/29/2021 7:54:36 PM | No parameter change for PeakFilterThreshold | | | ✓ | |
| CmdSetMethodTargetCompoundAttribute | BL2000\jheine | 12/29/2021 7:54:37 PM | Set PeakFilterThresholdValue = 25490.7714999992 for compound Benzo(g,h,i)perylene; previous value = 27610.4770432288 | | | ✓ | |
| CmdSetMethodTargetCompoundAttribute | BL2000\jheine | 12/29/2021 7:54:37 PM | No parameter change for ThresholdNumberOfPeaks | | | ✓ | |
| CmdSetMethodTargetQualifierAttribute | BL2000\jheine | 12/29/2021 7:54:37 PM | No parameter change for PeakFilterThreshold | | | ✓ | |
| CmdSetMethodTargetQualifierAttribute | BL2000\jheine | 12/29/2021 7:54:38 PM | Set PeakFilterThresholdValue = 10568.2983949751 for qualifier 138.0 of compound Benzo(g,h,i)perylene; previous value = 10986.5082509001 | | | ✓ | |
| CmdSetMethodTargetQualifierAttribute | BL2000\jheine | 12/29/2021 7:54:38 PM | No parameter change for ThresholdNumberOfPeaks | | | ✓ | |
| CmdSetMethodTargetQualifierAttribute | BL2000\jheine | 12/29/2021 7:54:38 PM | No parameter change for PeakFilterThreshold | | | ✓ | |
| CmdSetMethodTargetQualifierAttribute | BL2000\jheine | 12/29/2021 7:54:39 PM | Set PeakFilterThresholdValue = 6070.24484315667 for qualifier 277.0 of compound Benzo(g,h,i)perylene; previous value = 6634.22271222913 | | | ✓ | |
| CmdSetMethodTargetQualifierAttribute | BL2000\jheine | 12/29/2021 7:54:39 PM | No parameter change for ThresholdNumberOfPeaks | | | ✓ | |
| CmdSetMethodTargetCompoundAttribute | BL2000\jheine | 12/29/2021 7:54:39 PM | No parameter change for PeakFilterThreshold | | | ✓ | |
| CmdSetMethodTargetCompoundAttribute | BL2000\jheine | 12/29/2021 7:54:39 PM | Set PeakFilterThresholdValue = 12599.38175 for compound 2-Fluorophenol; previous value = 12775.7657500001 | | | ✓ | |
| CmdSetMethodTargetCompoundAttribute | BL2000\jheine | 12/29/2021 7:54:40 PM | No parameter change for ThresholdNumberOfPeaks | | | ✓ | |
| CmdSetMethodTargetQualifierAttribute | BL2000\jheine | 12/29/2021 7:54:40 PM | No parameter change for PeakFilterThreshold | | | ✓ | |
| CmdSetMethodTargetQualifierAttribute | BL2000\jheine | 12/29/2021 7:54:40 PM | Set PeakFilterThresholdValue = 8063.39011576865 for qualifier 64.0 of compound 2-Fluorophenol; previous value = 8512.39829111936 | | | ✓ | |
| CmdSetMethodTargetQualifierAttribute | BL2000\jheine | 12/29/2021 7:54:41 PM | No parameter change for ThresholdNumberOfPeaks | | | ✓ | |
| CmdSetMethodTargetQualifierAttribute | BL2000\jheine | 12/29/2021 7:54:41 PM | No parameter change for PeakFilterThreshold | | | ✓ | |
| CmdSetMethodTargetQualifierAttribute | BL2000\jheine | 12/29/2021 7:54:41 PM | Set PeakFilterThresholdValue = 2557.2555579866 for qualifier 92.0 of compound 2-Fluorophenol; previous value = 2560.74004697305 | | | ✓ | |
| CmdSetMethodTargetQualifierAttribute | BL2000\jheine | 12/29/2021 7:54:42 PM | No parameter change for ThresholdNumberOfPeaks | | | ✓ | |

Audit Trail report

| Name | User | Time | Action | Reason | Comment | Succeed | Exception |
|--------------------------------------|---------------|-----------------------|--|--------|---------|---------|-----------|
| CmdSetMethodTargetCompoundAttribute | BL2000\jheine | 12/29/2021 7:54:42 PM | No parameter change for PeakFilterThreshold | | | ✓ | |
| CmdSetMethodTargetCompoundAttribute | BL2000\jheine | 12/29/2021 7:54:42 PM | Set PeakFilterThresholdValue = 15292.8909999999 for compound Phenol-d5; previous value = 17499.8930030165 | | | ✓ | |
| CmdSetMethodTargetCompoundAttribute | BL2000\jheine | 12/29/2021 7:54:43 PM | No parameter change for ThresholdNumberOfPeaks | | | ✓ | |
| CmdSetMethodTargetQualifierAttribute | BL2000\jheine | 12/29/2021 7:54:43 PM | No parameter change for PeakFilterThreshold | | | ✓ | |
| CmdSetMethodTargetQualifierAttribute | BL2000\jheine | 12/29/2021 7:54:43 PM | Set PeakFilterThresholdValue = 5005.47851464533 for qualifier 71.0 of compound Phenol-d5; previous value = 5687.55904541479 | | | ✓ | |
| CmdSetMethodTargetQualifierAttribute | BL2000\jheine | 12/29/2021 7:54:43 PM | No parameter change for ThresholdNumberOfPeaks | | | ✓ | |
| CmdSetMethodTargetCompoundAttribute | BL2000\jheine | 12/29/2021 7:54:43 PM | No parameter change for PeakFilterThreshold | | | ✓ | |
| CmdSetMethodTargetCompoundAttribute | BL2000\jheine | 12/29/2021 7:54:44 PM | Set PeakFilterThresholdValue = 9718.29465761121 for compound Nitrobenzene-d5; previous value = 7544.20409285957 | | | ✓ | |
| CmdSetMethodTargetCompoundAttribute | BL2000\jheine | 12/29/2021 7:54:44 PM | No parameter change for ThresholdNumberOfPeaks | | | ✓ | |
| CmdSetMethodTargetQualifierAttribute | BL2000\jheine | 12/29/2021 7:54:44 PM | No parameter change for PeakFilterThreshold | | | ✓ | |
| CmdSetMethodTargetQualifierAttribute | BL2000\jheine | 12/29/2021 7:54:44 PM | Set PeakFilterThresholdValue = 9372.0865082565 for qualifier 54.0 of compound Nitrobenzene-d5; previous value = 7070.1899351389 | | | ✓ | |
| CmdSetMethodTargetQualifierAttribute | BL2000\jheine | 12/29/2021 7:54:45 PM | No parameter change for ThresholdNumberOfPeaks | | | ✓ | |
| CmdSetMethodTargetQualifierAttribute | BL2000\jheine | 12/29/2021 7:54:45 PM | No parameter change for PeakFilterThreshold | | | ✓ | |
| CmdSetMethodTargetQualifierAttribute | BL2000\jheine | 12/29/2021 7:54:46 PM | Set PeakFilterThresholdValue = 4607.73140568157 for qualifier 128.0 of compound Nitrobenzene-d5; previous value = 3619.18758255978 | | | ✓ | |
| CmdSetMethodTargetQualifierAttribute | BL2000\jheine | 12/29/2021 7:54:46 PM | No parameter change for ThresholdNumberOfPeaks | | | ✓ | |
| CmdSetMethodTargetCompoundAttribute | BL2000\jheine | 12/29/2021 7:54:46 PM | No parameter change for PeakFilterThreshold | | | ✓ | |
| CmdSetMethodTargetCompoundAttribute | BL2000\jheine | 12/29/2021 7:54:47 PM | Set PeakFilterThresholdValue = 38316.4654999999 for compound 2-Fluorobiphenyl; previous value = 34869.5912499999 | | | ✓ | |
| CmdSetMethodTargetCompoundAttribute | BL2000\jheine | 12/29/2021 7:54:47 PM | No parameter change for ThresholdNumberOfPeaks | | | ✓ | |
| CmdSetMethodTargetQualifierAttribute | BL2000\jheine | 12/29/2021 7:54:47 PM | No parameter change for PeakFilterThreshold | | | ✓ | |

Audit Trail report

| Name | User | Time | Action | Reason | Comment | Succeed | Exception |
|--------------------------------------|---------------|-----------------------|---|--------|---------|---------|-----------|
| CmdSetMethodTargetQualifierAttribute | BL2000\jheine | 12/29/2021 7:54:48 PM | Set PeakFilterThresholdValue = 13429.7126263112 for qualifier 171.0 of compound 2-Fluorobiphenyl; previous value = 11810.8809105467 | | | ✓ | |
| CmdSetMethodTargetQualifierAttribute | BL2000\jheine | 12/29/2021 7:54:48 PM | No parameter change for ThresholdNumberOfPeaks | | | ✓ | |
| CmdSetMethodTargetCompoundAttribute | BL2000\jheine | 12/29/2021 7:54:48 PM | No parameter change for PeakFilterThreshold | | | ✓ | |
| CmdSetMethodTargetCompoundAttribute | BL2000\jheine | 12/29/2021 7:54:49 PM | Set PeakFilterThresholdValue = 1440.60449999997 for compound 2,4,6-Tribromophenol; previous value = 1271.91324999995 | | | ✓ | |
| CmdSetMethodTargetCompoundAttribute | BL2000\jheine | 12/29/2021 7:54:49 PM | No parameter change for ThresholdNumberOfPeaks | | | ✓ | |
| CmdSetMethodTargetQualifierAttribute | BL2000\jheine | 12/29/2021 7:54:49 PM | No parameter change for PeakFilterThreshold | | | ✓ | |
| CmdSetMethodTargetQualifierAttribute | BL2000\jheine | 12/29/2021 7:54:50 PM | Set PeakFilterThresholdValue = 1388.70892866622 for qualifier 331.8 of compound 2,4,6-Tribromophenol; previous value = 1256.10597600601 | | | ✓ | |
| CmdSetMethodTargetQualifierAttribute | BL2000\jheine | 12/29/2021 7:54:50 PM | No parameter change for ThresholdNumberOfPeaks | | | ✓ | |
| CmdSetMethodTargetCompoundAttribute | BL2000\jheine | 12/29/2021 7:54:50 PM | No parameter change for PeakFilterThreshold | | | ✓ | |
| CmdSetMethodTargetCompoundAttribute | BL2000\jheine | 12/29/2021 7:54:51 PM | Set PeakFilterThresholdValue = 30502.6832499999 for compound Terphenyl-d14; previous value = 25776.6602499994 | | | ✓ | |
| CmdSetMethodTargetCompoundAttribute | BL2000\jheine | 12/29/2021 7:54:51 PM | No parameter change for ThresholdNumberOfPeaks | | | ✓ | |
| CmdSetMethodTargetQualifierAttribute | BL2000\jheine | 12/29/2021 7:54:51 PM | No parameter change for PeakFilterThreshold | | | ✓ | |
| CmdSetMethodTargetQualifierAttribute | BL2000\jheine | 12/29/2021 7:54:52 PM | Set PeakFilterThresholdValue = 5515.82639698641 for qualifier 122.0 of compound Terphenyl-d14; previous value = 4478.28270675555 | | | ✓ | |
| CmdSetMethodTargetQualifierAttribute | BL2000\jheine | 12/29/2021 7:54:52 PM | No parameter change for ThresholdNumberOfPeaks | | | ✓ | |
| CmdSetMethodTargetCompoundAttribute | BL2000\jheine | 12/29/2021 7:54:52 PM | No parameter change for PeakFilterThreshold | | | ✓ | |
| CmdSetMethodTargetCompoundAttribute | BL2000\jheine | 12/29/2021 7:54:53 PM | No parameter change for PeakFilterThresholdValue | | | ✓ | |
| CmdSetMethodTargetCompoundAttribute | BL2000\jheine | 12/29/2021 7:54:53 PM | No parameter change for ThresholdNumberOfPeaks | | | ✓ | |
| CmdSetMethodTargetQualifierAttribute | BL2000\jheine | 12/29/2021 7:54:53 PM | No parameter change for PeakFilterThreshold | | | ✓ | |
| CmdSetMethodTargetQualifierAttribute | BL2000\jheine | 12/29/2021 7:54:54 PM | No parameter change for PeakFilterThresholdValue | | | ✓ | |
| CmdSetMethodTargetQualifierAttribute | BL2000\jheine | 12/29/2021 7:54:54 PM | No parameter change for ThresholdNumberOfPeaks | | | ✓ | |

Audit Trail report

| Name | User | Time | Action | Reason | Comment | Succeed | Exception |
|--------------------------------------|---------------|-----------------------|---|--------|---------|---------|-----------|
| CmdSetMethodTargetQualifierAttribute | BL2000\jheine | 12/29/2021 7:54:54 PM | No parameter change for PeakFilterThreshold | | | ✓ | |
| CmdSetMethodTargetQualifierAttribute | BL2000\jheine | 12/29/2021 7:54:55 PM | No parameter change for PeakFilterThresholdValue | | | ✓ | |
| CmdSetMethodTargetQualifierAttribute | BL2000\jheine | 12/29/2021 7:54:55 PM | No parameter change for ThresholdNumberOfPeaks | | | ✓ | |
| CmdSetMethodTargetCompoundAttribute | BL2000\jheine | 12/29/2021 7:54:55 PM | No parameter change for PeakFilterThreshold | | | ✓ | |
| CmdSetMethodTargetCompoundAttribute | BL2000\jheine | 12/29/2021 7:54:56 PM | No parameter change for PeakFilterThresholdValue | | | ✓ | |
| CmdSetMethodTargetCompoundAttribute | BL2000\jheine | 12/29/2021 7:54:56 PM | No parameter change for ThresholdNumberOfPeaks | | | ✓ | |
| CmdSetMethodTargetQualifierAttribute | BL2000\jheine | 12/29/2021 7:54:56 PM | No parameter change for PeakFilterThreshold | | | ✓ | |
| CmdSetMethodTargetQualifierAttribute | BL2000\jheine | 12/29/2021 7:54:57 PM | No parameter change for PeakFilterThresholdValue | | | ✓ | |
| CmdSetMethodTargetQualifierAttribute | BL2000\jheine | 12/29/2021 7:54:57 PM | No parameter change for ThresholdNumberOfPeaks | | | ✓ | |
| CmdSetMethodTargetQualifierAttribute | BL2000\jheine | 12/29/2021 7:54:57 PM | No parameter change for PeakFilterThreshold | | | ✓ | |
| CmdSetMethodTargetQualifierAttribute | BL2000\jheine | 12/29/2021 7:54:58 PM | No parameter change for PeakFilterThresholdValue | | | ✓ | |
| CmdSetMethodTargetQualifierAttribute | BL2000\jheine | 12/29/2021 7:54:58 PM | No parameter change for ThresholdNumberOfPeaks | | | ✓ | |
| CmdApplyMethodToAllSamples | BL2000\jheine | 12/29/2021 7:56:39 PM | Apply method to all samples | | | ✓ | |
| CmdMethodClear | BL2000\jheine | 12/29/2021 7:56:39 PM | Clear method | | | ✓ | |
| CmdEndMethodEditing | BL2000\jheine | 12/29/2021 7:56:40 PM | End method editing | | | ✓ | |
| CmdQuantitate | BL2000\jheine | 12/29/2021 7:57:15 PM | Quantitate all compounds in all samples | | | ✓ | |
| CmdQuantitate | BL2000\jheine | 12/29/2021 7:58:46 PM | Quantitate all compounds in all samples | | | ✓ | |
| CmdZeroOutPeak | BL2000\jheine | 12/29/2021 7:59:01 PM | Zero out primary peak of compound 2,6-Dinitrotoluene in sample Dec2811.D | | | ✓ | |
| CmdZeroOutPeak | BL2000\jheine | 12/29/2021 7:59:04 PM | Zero out primary peak of compound Dimethyl Phthalate in sample Dec2811.D | | | ✓ | |
| CmdSaveBatchTable | BL2000\jheine | 12/29/2021 7:59:08 PM | Save batch \\MASSHUNTER\Org\Data\SV5973N.I\sd122821\1 DOD bna\QuantResults\122821 bna 1 CAL.batch.bin | | | ✓ | |
| CmdSetSampleAttribute | BL2000\jheine | 12/29/2021 7:59:12 PM | Set SampleApproved = True for sample Dec2801.D; previous value = False | | | ✓ | |
| CmdSetSampleAttribute | BL2000\jheine | 12/29/2021 7:59:14 PM | Set SampleApproved = True for sample Dec2802.D; previous value = False | | | ✓ | |

Audit Trail report

| Name | User | Time | Action | Reason | Comment | Succeed | Exception |
|-----------------------|---------------|-----------------------|--|--------|---------|---------|-----------|
| CmdSetSampleAttribute | BL2000\jheine | 12/29/2021 7:59:14 PM | Set SampleApproved = True for sample Dec2803.D; previous value = False | | | ✓ | |
| CmdSetSampleAttribute | BL2000\jheine | 12/29/2021 7:59:15 PM | Set SampleApproved = True for sample Dec2804.D; previous value = False | | | ✓ | |
| CmdSetSampleAttribute | BL2000\jheine | 12/29/2021 7:59:16 PM | Set SampleApproved = True for sample Dec2805.D; previous value = False | | | ✓ | |
| CmdSetSampleAttribute | BL2000\jheine | 12/29/2021 7:59:17 PM | Set SampleApproved = True for sample Dec2806.D; previous value = False | | | ✓ | |
| CmdSetSampleAttribute | BL2000\jheine | 12/29/2021 7:59:18 PM | Set SampleApproved = True for sample Dec2807.D; previous value = False | | | ✓ | |
| CmdSetSampleAttribute | BL2000\jheine | 12/29/2021 7:59:18 PM | Set SampleApproved = True for sample Dec2808.D; previous value = False | | | ✓ | |
| CmdSetSampleAttribute | BL2000\jheine | 12/29/2021 7:59:19 PM | Set SampleApproved = True for sample Dec2809.D; previous value = False | | | ✓ | |
| CmdSetSampleAttribute | BL2000\jheine | 12/29/2021 7:59:20 PM | Set SampleApproved = True for sample Dec2810.D; previous value = False | | | ✓ | |
| CmdSetSampleAttribute | BL2000\jheine | 12/29/2021 7:59:21 PM | Set SampleApproved = True for sample Dec2811.D; previous value = False | | | ✓ | |
| CmdSaveBatchTable | BL2000\jheine | 12/29/2021 7:59:27 PM | Save batch \\MASSHUNTER\Org\Data\SV5973N.I\sd122821\1 DOD bna\QuantResults\122821 bna 1 CAL.batch.bin | | | ✓ | |
| CmdOpenBatchTable | BL2000\jheine | 1/4/2022 2:11:18 PM | Open batch \\MASSHUNTER\Org\Data\SV5973N.I\sd122821\1 DOD bna\122821 bna 1 CAL.batch.bin | | | ✓ | |
| CmdSaveBatchTable | BL2000\jheine | 1/4/2022 2:21:03 PM | Save batch \\MASSHUNTER\Org\Data\SV5973N.I\sd122821\1 DOD bna\QuantResults\122821 bna 1 CAL.batch.bin | | | ✓ | |
| CmdOpenBatchTable | BL2000\sean | 1/26/2022 3:42:48 PM | Open batch \\MASSHUNTER\Org\Data\SV5973N.I\sd122821\1 DOD bna\122821 bna 1 CAL.batch.bin | | | ✓ | |
| CmdQuantitate | BL2000\sean | 1/26/2022 3:44:07 PM | Quantitate all compounds in all samples | | | ✓ | |
| CmdSaveBatchTable | BL2000\sean | 1/26/2022 3:44:30 PM | Save batch \\MASSHUNTER\Org\Data\SV5973N.I\sd122821\1 DOD bna\QuantResults\122821 bna 1 CAL.batch.bin | | | ✓ | |

Audit Trail report

| Name | User | Time | Action | Reason | Comment | Succeed | Exception |
|----------------|-------------|----------------------|---|--------|---------|---------|-----------|
| GenerateReport | BL2000\sean | 1/26/2022 3:46:30 PM | Generates report - Method: \\MASSHUNTER\Org\reports\LevelIV_Reports\Calibration\01_Init_Cal+Gen_Calibration+Gen_ResultsSummary.m, Output Path: \\MASSHUNTER\Org\Data\SV5973N.I\sd122821\1 DOD bna\QuantReports\122821 bna 1 CAL | | | ✓ | |

Energy Laboratories Inc

ANALYTICAL RUN Summary

26-Jan-22

Run ID SV5973N.I_211230A

| |
|-----------------------------------|
| Run Start Date: 12/30/2021 |
| Analyst: Sean McGrew |
| Ical: 0 |
| Column ID: XT1-5 |
| Comments: |

| Std ID | Std Name | Std Amount | Std Units | Samp Amount | Samp Units | SampType | Expiration Date |
|-----------|----------------------------|------------|-----------|-------------|------------|-------------|-----------------|
| dcmsvoc13 | DCM | | | | | | 11/17/2022 |
| sv100507 | BNA mix | 37.5 | ul | 62.5 | ul | CCV | 3/31/2022 |
| sv100516 | BNA Internals 2000 ug/mL | 2 | ul | 100 | ul | all HL SVOC | 6/30/2023 |
| sv100714 | BNA 2nd source 200 ug/mL | 37.5 | ul | 62.5 | ul | ICV | 10/1/2022 |
| sv83311 | DFTPP 1000 ug/mL | 50 | ul | 50 | ul | TUNE | 10/31/2022 |
| sv90820 | BNA 2nd source short (new) | 37.5 | ul | 62.5 | ul | ICV | 3/16/2023 |

| Seq No | Lab ID | Test Code | Sample Typ | File ID | Analysis Date | DF | Batch ID | Prep Date | SPKref | RPDref | pmoist | | | | | |
|--------------------|--------------|--------------|------------|------------------|-----------------|-------|----------|-----------|--------|--------|--------|------|------|-------|------|---|
| 14959248 | Dec3001_D_TU | SVOC-8270-DF | TUNE | \\SV5973N.I\sd12 | 12/30/2021 12:1 | 1 | R372614 | | 0 | 0 | | | | | | |
| Analyte | T | Units | RAW | Final | Text | Spike | SPKref | RPDref | MDL | PQL | UQL | %REC | LOW | HIGH | %RPD | Q |
| 127, % of mass 198 | A | % | 56.4 | 56.4 | | 100 | 0 | 0 | 0 | 0.01 | 0 | 56% | 40 | 60 | 0% | |
| 197, % of mass 198 | A | % | 0 | 0 | | 100 | 0 | 0 | 0 | 0.01 | 0 | 0% | 0 | 0.99 | 0% | |
| 198, Base Peak | A | % | 100 | 100 | | 100 | 0 | 0 | 0 | 0.01 | 0 | 100% | 100 | 100 | 0% | |
| 199, % of mass 198 | A | % | 6.9 | 6.9 | | 100 | 0 | 0 | 0 | 0.01 | 0 | 7% | 5 | 9 | 0% | |
| 275, % of mass 198 | A | % | 25.8 | 25.8 | | 100 | 0 | 0 | 0 | 0.01 | 0 | 26% | 10 | 30 | 0% | |
| 365, % of mass 198 | A | % | 2.8 | 2.8 | | 100 | 0 | 0 | 0 | 0.01 | 0 | 3% | 1 | 99.99 | 0% | |
| 441, % of mass 443 | A | % | 17.2 | 17.2 | | 100 | 0 | 0 | 0 | 0.01 | 0 | 17% | 0.01 | 150 | 0% | |
| 442, % of mass 198 | A | % | 40.1 | 40.1 | | 100 | 0 | 0 | 0 | 0.01 | 0 | 40% | 40 | 100 | 0% | |
| 443, % of mass 442 | A | % | 20.6 | 20.6 | | 100 | 0 | 0 | 0 | 0.01 | 0 | 21% | 17 | 23 | 0% | |
| 51, % of mass 198 | A | % | 42.4 | 42.4 | | 100 | 0 | 0 | 0 | 0.01 | 0 | 42% | 30 | 60 | 0% | |
| 68, % of mass 69 | A | % | 0.9 | 0.9 | | 100 | 0 | 0 | 0 | 0.01 | 0 | 1% | 0 | 1.99 | 0% | |
| 70, % of mass 69 | A | % | 1.5 | 1.5 | | 100 | 0 | 0 | 0 | 0.01 | 0 | 2% | 0 | 1.99 | 0% | |

| Seq No | Lab ID | Test Code | Sample Typ | File ID | Analysis Date | DF | Batch ID | Prep Date | SPKref | RPDref | pmoist | | | | | |
|------------------------------|---------------|--------------|------------|------------------|-----------------|-------|----------|-----------|--------|--------|--------|------|-----|------|------|---|
| 14960282 | 30-Dec-21_CCV | SVOC-8270-W- | CCV | \\SV5973N.I\sd12 | 12/30/2021 12:3 | 1 | R372614 | | 0 | 0 | | | | | | |
| Analyte | T | Units | RAW | Final | Text | Spike | SPKref | RPDref | MDL | PQL | UQL | %REC | LOW | HIGH | %RPD | Q |
| 1,2,4-Trichlorobenzene | A | ug/L | 71.48096 | 71.48096 | | 75 | 0 | 0 | 1.9 | 10 | 150 | 95% | 80 | 120 | 0% | |
| 1,2-Dichlorobenzene | A | ug/L | 69.46917 | 69.46917 | | 75 | 0 | 0 | 1.97 | 10 | 150 | 93% | 80 | 120 | 0% | |
| 1,3-Dichlorobenzene | A | ug/L | 70.70554 | 70.70554 | | 75 | 0 | 0 | 2.13 | 10 | 150 | 94% | 80 | 120 | 0% | |
| 1,4-Dichlorobenzene | A | ug/L | 71.26424 | 71.26424 | | 75 | 0 | 0 | 2.02 | 10 | 150 | 95% | 80 | 120 | 0% | |
| 1-Methylnaphthalene | A | ug/L | 70.75412 | 70.75412 | | 75 | 0 | 0 | 2.39 | 10 | 150 | 94% | 80 | 120 | 0% | |
| 2,2'-Oxybis(1-Chloropropane) | A | ug/L | 67.5919 | 67.5919 | | 75 | 0 | 0 | 1.45 | 10 | 150 | 90% | 80 | 120 | 0% | |
| 2,4,5-Trichlorophenol | A | ug/L | 63.85659 | 63.85659 | | 75 | 0 | 0 | 2.23 | 10 | 150 | 85% | 80 | 120 | 0% | |
| 2,4,6-Trichlorophenol | A | ug/L | 64.8447 | 64.8447 | | 75 | 0 | 0 | 2.64 | 10 | 150 | 86% | 80 | 120 | 0% | |
| 2,4-Dichlorophenol | A | ug/L | 62.43835 | 62.43835 | | 75 | 0 | 0 | 1.69 | 10 | 150 | 83% | 80 | 120 | 0% | |
| 2,4-Dimethylphenol | A | ug/L | 74.80581 | 74.80581 | | 75 | 0 | 0 | 1.69 | 10 | 150 | 100% | 80 | 120 | 0% | |
| 2,4-Dinitrophenol | A | ug/L | 71.43606 | 71.43606 | | 75 | 0 | 0 | 4.26 | 10 | 150 | 95% | 80 | 120 | 0% | |
| 2,4-Dinitrotoluene | A | ug/L | 75.66328 | 75.66328 | | 75 | 0 | 0 | 3.04 | 10 | 150 | 101% | 80 | 120 | 0% | |
| 2,6-Dinitrotoluene | A | ug/L | 70.238 | 70.238 | | 75 | 0 | 0 | 3.2 | 10 | 150 | 94% | 80 | 120 | 0% | |
| 2-Chloronaphthalene | A | ug/L | 66.6317 | 66.6317 | | 75 | 0 | 0 | 2.14 | 10 | 150 | 89% | 80 | 120 | 0% | |
| 2-Chlorophenol | A | ug/L | 60.73584 | 60.73584 | | 75 | 0 | 0 | 2.48 | 10 | 150 | 81% | 80 | 120 | 0% | |
| 2-Methylnaphthalene | A | ug/L | 73.045 | 73.045 | | 75 | 0 | 0 | 1.92 | 10 | 150 | 97% | 80 | 120 | 0% | |
| 2-Nitroaniline | A | ug/L | 68.45054 | 68.45054 | | 75 | 0 | 0 | 2.4 | 10 | 150 | 91% | 80 | 120 | 0% | |
| 2-Nitrophenol | A | ug/L | 73.57936 | 73.57936 | | 75 | 0 | 0 | 2.36 | 10 | 150 | 98% | 80 | 120 | 0% | |
| 3,3'-Dichlorobenzidine | A | ug/L | 69.36518 | 69.36518 | | 75 | 0 | 0 | 2.11 | 10 | 150 | 92% | 80 | 120 | 0% | |
| 3-Nitroaniline | A | ug/L | 72.07545 | 72.07545 | | 75 | 0 | 0 | 2.77 | 10 | 150 | 96% | 80 | 120 | 0% | |
| 4,6-Dinitro-2-methylphenol | A | ug/L | 76.62344 | 76.62344 | | 75 | 0 | 0 | 2.33 | 10 | 150 | 102% | 80 | 120 | 0% | |
| 4-Bromophenyl phenyl ether | A | ug/L | 74.44936 | 74.44936 | | 75 | 0 | 0 | 1.74 | 10 | 150 | 99% | 80 | 120 | 0% | |
| 4-Chloro-2-methylphenol | A | ug/L | 70.26223 | 70.26223 | | 75 | 0 | 0 | 1.6 | 10 | 150 | 94% | 80 | 120 | 0% | |
| 4-Chloro-3-methylphenol | A | ug/L | 72.20604 | 72.20604 | | 75 | 0 | 0 | 1.46 | 10 | 150 | 96% | 80 | 120 | 0% | |
| 4-Chlorophenol | A | ug/L | 68.55897 | 68.55897 | | 75 | 0 | 0 | 2.64 | 10 | 150 | 91% | 80 | 120 | 0% | |
| 4-Chlorophenyl phenyl ether | A | ug/L | 73.15895 | 73.15895 | | 75 | 0 | 0 | 2.03 | 10 | 150 | 98% | 80 | 120 | 0% | |
| 4-Nitroaniline | A | ug/L | 66.79322 | 66.79322 | | 75 | 0 | 0 | 1.63 | 10 | 150 | 89% | 80 | 120 | 0% | |
| 4-Nitrophenol | A | ug/L | 61.95899 | 61.95899 | | 75 | 0 | 0 | 2.5 | 10 | 150 | 83% | 80 | 120 | 0% | |
| Acenaphthene | A | ug/L | 73.81825 | 73.81825 | | 75 | 0 | 0 | 1.89 | 10 | 150 | 98% | 80 | 120 | 0% | |
| Acenaphthylene | A | ug/L | 76.86792 | 76.86792 | | 75 | 0 | 0 | 1.57 | 10 | 150 | 102% | 80 | 120 | 0% | |
| Aniline | A | ug/L | 71.87728 | 71.87728 | | 75 | 0 | 0 | 3.74 | 10 | 150 | 96% | 80 | 120 | 0% | |
| Anthracene | A | ug/L | 70.1413 | 70.1413 | | 75 | 0 | 0 | 1.23 | 10 | 150 | 94% | 80 | 120 | 0% | |
| Azobenzene | A | ug/L | 64.36044 | 64.36044 | | 75 | 0 | 0 | 1.09 | 10 | 150 | 86% | 80 | 120 | 0% | |
| Benzidine | A | ug/L | 78.17927 | 78.17927 | | 75 | 0 | 0 | 6.72 | 10 | 150 | 104% | 80 | 120 | 0% | |
| Benzo(a)anthracene | A | ug/L | 75.20485 | 75.20485 | | 75 | 0 | 0 | 0.856 | 10 | 150 | 100% | 80 | 120 | 0% | |

| Seq No | Lab ID | Test Code | Sample Typ | File ID | Analysis Date | DF | Batch ID | Prep Date | SPKref | RPDref | pmoist | | | | | |
|-----------------------------|--------------|--------------|------------|-----------|-----------------|-------|----------|-----------|--------|--------|--------|------|-----|------|------|---|
| 14960282 | 30-Dec-21_CC | SVOC-8270-W- | CCV | SV5973N.I | 12/30/2021 12:3 | 1 | R372614 | | 0 | 0 | | | | | | |
| Analyte | T | Units | RAW | Final | Text | Spike | SPKref | RPDref | MDL | PQL | UQL | %REC | LOW | HIGH | %RPD | Q |
| Benzo(a)pyrene | A | ug/L | 77.3355 | 77.3355 | | 75 | 0 | 0 | 1.24 | 10 | 150 | 103% | 80 | 120 | 0% | |
| Benzo(b)fluoranthene | A | ug/L | 76.98175 | 76.98175 | | 75 | 0 | 0 | 0.903 | 10 | 150 | 103% | 80 | 120 | 0% | |
| Benzo(g,h,i)perylene | A | ug/L | 72.59548 | 72.59548 | | 75 | 0 | 0 | 1.01 | 10 | 150 | 97% | 80 | 120 | 0% | |
| Benzo(k)fluoranthene | A | ug/L | 71.94498 | 71.94498 | | 75 | 0 | 0 | 0.97 | 10 | 150 | 96% | 80 | 120 | 0% | |
| Benzoic acid | A | ug/L | 70.0349 | 70.0349 | | 75 | 0 | 0 | 1.51 | 10 | 150 | 93% | 80 | 120 | 0% | |
| Benzyl alcohol | A | ug/L | 62.13653 | 62.13653 | | 75 | 0 | 0 | 3.13 | 10 | 150 | 83% | 80 | 120 | 0% | |
| bis(-2-chloroethoxy)Methane | A | ug/L | 65.70065 | 65.70065 | | 75 | 0 | 0 | 1.36 | 10 | 150 | 88% | 80 | 120 | 0% | |
| bis(-2-chloroethyl)Ether | A | ug/L | 60.95219 | 60.95219 | | 75 | 0 | 0 | 2.57 | 10 | 150 | 81% | 80 | 120 | 0% | |
| bis(2-chloroisopropyl)Ether | A | ug/L | 67.5919 | 67.5919 | | 75 | 0 | 0 | 1.49 | 10 | 150 | 90% | 80 | 120 | 0% | |
| bis(2-ethylhexyl)Phthalate | A | ug/L | 71.5034 | 71.5034 | | 75 | 0 | 0 | 1.91 | 10 | 150 | 95% | 80 | 120 | 0% | |
| Butylbenzylphthalate | A | ug/L | 71.15266 | 71.15266 | | 75 | 0 | 0 | 1.57 | 10 | 150 | 95% | 80 | 120 | 0% | |
| Carbazole | A | ug/L | 73.45634 | 73.45634 | | 75 | 0 | 0 | 0.842 | 10 | 150 | 98% | 80 | 120 | 0% | |
| Chrysene | A | ug/L | 72.02741 | 72.02741 | | 75 | 0 | 0 | 1.17 | 10 | 150 | 96% | 80 | 120 | 0% | |
| Di-n-butyl phthalate | A | ug/L | 63.19982 | 63.19982 | | 75 | 0 | 0 | 0.932 | 10 | 150 | 84% | 80 | 120 | 0% | |
| Di-n-octyl phthalate | A | ug/L | 73.40033 | 73.40033 | | 75 | 0 | 0 | 1.34 | 10 | 150 | 98% | 80 | 120 | 0% | |
| Dibenzo(a,h)anthracene | A | ug/L | 74.57788 | 74.57788 | | 75 | 0 | 0 | 1.17 | 10 | 150 | 99% | 80 | 120 | 0% | |
| Dibenzofuran | A | ug/L | 71.37089 | 71.37089 | | 75 | 0 | 0 | 1.74 | 10 | 150 | 95% | 80 | 120 | 0% | |
| Diethyl phthalate | A | ug/L | 62.43383 | 62.43383 | | 75 | 0 | 0 | 2.18 | 10 | 150 | 83% | 80 | 120 | 0% | |
| Dimethyl phthalate | A | ug/L | 69.12529 | 69.12529 | | 75 | 0 | 0 | 1.72 | 10 | 150 | 92% | 80 | 120 | 0% | |
| Fluoranthene | A | ug/L | 73.22912 | 73.22912 | | 75 | 0 | 0 | 0.883 | 10 | 150 | 98% | 80 | 120 | 0% | |
| Fluorene | A | ug/L | 73.51898 | 73.51898 | | 75 | 0 | 0 | 1.82 | 10 | 150 | 98% | 80 | 120 | 0% | |
| Hexachlorobenzene | A | ug/L | 78.38072 | 78.38072 | | 75 | 0 | 0 | 1.33 | 10 | 150 | 105% | 80 | 120 | 0% | |
| Hexachlorobutadiene | A | ug/L | 68.64371 | 68.64371 | | 75 | 0 | 0 | 2.32 | 10 | 150 | 92% | 80 | 120 | 0% | |
| Hexachlorocyclopentadiene | A | ug/L | 67.8659 | 67.8659 | | 75 | 0 | 0 | 2.97 | 10 | 150 | 90% | 80 | 120 | 0% | |
| Hexachloroethane | A | ug/L | 69.54653 | 69.54653 | | 75 | 0 | 0 | 1.79 | 10 | 150 | 93% | 80 | 120 | 0% | |
| Indeno(1,2,3-cd)pyrene | A | ug/L | 73.35918 | 73.35918 | | 75 | 0 | 0 | 1.25 | 10 | 150 | 98% | 80 | 120 | 0% | |
| Isophorone | A | ug/L | 72.04811 | 72.04811 | | 75 | 0 | 0 | 1.67 | 10 | 150 | 96% | 80 | 120 | 0% | |
| m+p-Cresols | A | ug/L | 67.56579 | 67.56579 | | 75 | 0 | 0 | 1.78 | 10 | 150 | 90% | 80 | 120 | 0% | |
| n-Nitroso-di-n-propylamine | A | ug/L | 60.74176 | 60.74176 | | 75 | 0 | 0 | 1.54 | 10 | 150 | 81% | 80 | 120 | 0% | |
| n-Nitrosodimethylamine | A | ug/L | 63.22109 | 63.22109 | | 75 | 0 | 0 | 1.53 | 10 | 150 | 84% | 80 | 120 | 0% | |
| n-Nitrosodiphenylamine | A | ug/L | 75.9164 | 75.9164 | | 75 | 0 | 0 | 1.16 | 10 | 150 | 101% | 80 | 120 | 0% | |
| Naphthalene | A | ug/L | 72.02584 | 72.02584 | | 75 | 0 | 0 | 1.74 | 10 | 150 | 96% | 80 | 120 | 0% | |
| Nitrobenzene | A | ug/L | 62.36305 | 62.36305 | | 75 | 0 | 0 | 2.31 | 10 | 150 | 83% | 80 | 120 | 0% | |
| o-Cresol | A | ug/L | 70.84429 | 70.84429 | | 75 | 0 | 0 | 1.83 | 10 | 150 | 94% | 80 | 120 | 0% | |
| o-Terphenyl | A | ug/L | 73.71803 | 73.71803 | | 75 | 0 | 0 | 1.27 | 10 | 150 | 98% | 80 | 120 | 0% | |

| Seq No | Lab ID | Test Code | Sample Typ | File ID | Analysis Date | DF | Batch ID | Prep Date | SPKref | RPDref | pmoist | | | | | |
|------------------------|--------------|--------------|------------|-----------|----------------------|-------|----------|-----------|--------|--------|--------|------|-----|------|------|---|
| 14960282 | 30-Dec-21_CC | SVOC-8270-W- | CCV | SV5973N.I | sd12:12/30/2021 12:3 | 1 | R372614 | | 0 | 0 | | | | | | |
| Analyte | T | Units | RAW | Final | Text | Spike | SPKref | RPDref | MDL | PQL | UQL | %REC | LOW | HIGH | %RPD | Q |
| p-Chloroaniline | A | ug/L | 77.54022 | 77.54022 | | 75 | 0 | 0 | 1.52 | 10 | 150 | 103% | 80 | 120 | 0% | |
| Pentachlorophenol | A | ug/L | 68.83026 | 68.83026 | | 75 | 0 | 0 | 4.24 | 10 | 150 | 92% | 80 | 120 | 0% | |
| Phenanthrene | A | ug/L | 75.80551 | 75.80551 | | 75 | 0 | 0 | 0.784 | 10 | 150 | 101% | 80 | 120 | 0% | |
| Phenol | A | ug/L | 68.38394 | 68.38394 | | 75 | 0 | 0 | 1.46 | 10 | 150 | 91% | 80 | 120 | 0% | |
| Pyrene | A | ug/L | 73.47184 | 73.47184 | | 75 | 0 | 0 | 0.921 | 10 | 150 | 98% | 80 | 120 | 0% | |
| Pyridine | A | ug/L | 61.39326 | 61.39326 | | 75 | 0 | 0 | 3.22 | 10 | 150 | 82% | 80 | 120 | 0% | |
| Triallate | A | ug/L | 71.13707 | 71.13707 | | 75 | 0 | 0 | 1.51 | 10 | 150 | 95% | 80 | 120 | 0% | |
| 1,4-Dichlorobenzene-d4 | I | ug/L | 40 | 40 | | 0 | 0 | 0 | 0 | 10 | 150 | 0% | 80 | 120 | 0% | |
| Acenaphthene-d10 | I | ug/L | 40 | 40 | | 0 | 0 | 0 | 0 | 10 | 150 | 0% | 80 | 120 | 0% | |
| Chrysene-d12 | I | ug/L | 40 | 40 | | 0 | 0 | 0 | 0 | 10 | 150 | 0% | 80 | 120 | 0% | |
| Naphthalene-d8 | I | ug/L | 40 | 40 | | 0 | 0 | 0 | 0 | 10 | 150 | 0% | 80 | 120 | 0% | |
| Perylene-d12 | I | ug/L | 40 | 40 | | 0 | 0 | 0 | 0 | 10 | 150 | 0% | 80 | 120 | 0% | |
| Phenanthrene-d10 | I | ug/L | 40 | 40 | | 0 | 0 | 0 | 0 | 10 | 150 | 0% | 80 | 120 | 0% | |
| 2,4,6-Tribromophenol | S | ug/L | 69.66397 | 69.66397 | | 75 | 0 | 0 | 2.88 | 10 | 0 | 93% | 80 | 120 | 0% | |
| 2-Fluorobiphenyl | S | ug/L | 67.17842 | 67.17842 | | 75 | 0 | 0 | 0.724 | 10 | 0 | 90% | 80 | 120 | 0% | |
| 2-Fluorophenol | S | ug/L | 72.2453 | 72.2453 | | 75 | 0 | 0 | 3.52 | 10 | 0 | 96% | 80 | 120 | 0% | |
| Nitrobenzene-d5 | S | ug/L | 65.51078 | 65.51078 | | 75 | 0 | 0 | 2.34 | 10 | 0 | 87% | 80 | 120 | 0% | |
| Phenol-d5 | S | ug/L | 68.23432 | 68.23432 | | 75 | 0 | 0 | 2.06 | 10 | 0 | 91% | 80 | 120 | 0% | |
| Terphenyl-d14 | S | ug/L | 74.0353 | 74.0353 | | 75 | 0 | 0 | 1.17 | 10 | 0 | 99% | 80 | 120 | 0% | |
| 4-Chloroaniline | X | ug/L | 77.54022 | 77.54022 | | 75 | 0 | 0 | 1.61 | 10 | 150 | 103% | 80 | 120 | 0% | |

| Seq No | Lab ID | Test Code | Sample Typ | File ID | Analysis Date | DF | Batch ID | Prep Date | SPKref | RPDref | pmoist | | | | | |
|------------------------------|----------------|--------------|------------|-----------|-----------------------|-------|----------|-----------|--------|--------|--------|------|-----|------|------|---|
| 14960284 | 30-Dec-21_ISTB | SVOC-8270-W- | SAMP | SV5973N.I | sd12:12/30/2021 1:13: | 1 | R372614 | | 0 | 0 | | | | | | |
| Analyte | T | Units | RAW | Final | Text | Spike | SPKref | RPDref | MDL | PQL | UQL | %REC | LOW | HIGH | %RPD | Q |
| 1,2,4-Trichlorobenzene | A | ug/L | 0 | 0 | | 0 | 0 | 0 | 1.9 | 10 | 150 | 0% | 0 | 0 | 0% | |
| 1,2-Dichlorobenzene | A | ug/L | 0 | 0 | | 0 | 0 | 0 | 1.97 | 10 | 150 | 0% | 0 | 0 | 0% | |
| 1,3-Dichlorobenzene | A | ug/L | 0 | 0 | | 0 | 0 | 0 | 2.13 | 10 | 150 | 0% | 0 | 0 | 0% | |
| 1,4-Dichlorobenzene | A | ug/L | 0 | 0 | | 0 | 0 | 0 | 2.02 | 10 | 150 | 0% | 0 | 0 | 0% | |
| 1-Methylnaphthalene | A | ug/L | 0 | 0 | | 0 | 0 | 0 | 2.39 | 10 | 150 | 0% | 0 | 0 | 0% | |
| 2,2'-Oxybis(1-Chloropropane) | A | ug/L | 0 | 0 | | 0 | 0 | 0 | 1.45 | 10 | 150 | 0% | 0 | 0 | 0% | |
| 2,4,5-Trichlorophenol | A | ug/L | 0 | 0 | | 0 | 0 | 0 | 2.23 | 10 | 150 | 0% | 0 | 0 | 0% | |
| 2,4,6-Trichlorophenol | A | ug/L | 0 | 0 | | 0 | 0 | 0 | 2.64 | 10 | 150 | 0% | 0 | 0 | 0% | |
| 2,4-Dichlorophenol | A | ug/L | 0 | 0 | | 0 | 0 | 0 | 1.69 | 10 | 150 | 0% | 0 | 0 | 0% | |
| 2,4-Dimethylphenol | A | ug/L | 0 | 0 | | 0 | 0 | 0 | 1.69 | 10 | 150 | 0% | 0 | 0 | 0% | |

| Seq No | Lab ID | Test Code | Sample Typ | File ID | Analysis Date | DF | Batch ID | Prep Date | SPKref | RPDref | pmoist | | | | | |
|-----------------------------|----------------|--------------|------------|-----------|-----------------------|-------|----------|-----------|--------|--------|--------|------|-----|------|------|---|
| 14960284 | 30-Dec-21_ISTB | SVOC-8270-W- | SAMP | SV5973N.I | sd12:12/30/2021 1:13: | 1 | R372614 | | 0 | 0 | | | | | | |
| Analyte | T | Units | RAW | Final | Text | Spike | SPKref | RPDref | MDL | PQL | UQL | %REC | LOW | HIGH | %RPD | Q |
| 2,4-Dinitrophenol | A | ug/L | 0 | 0 | | 0 | 0 | 0 | 4.26 | 10 | 150 | 0% | 0 | 0 | 0% | |
| 2,4-Dinitrotoluene | A | ug/L | 0 | 0 | | 0 | 0 | 0 | 3.04 | 10 | 150 | 0% | 0 | 0 | 0% | |
| 2,6-Dinitrotoluene | A | ug/L | 0 | 0 | | 0 | 0 | 0 | 3.2 | 10 | 150 | 0% | 0 | 0 | 0% | |
| 2-Chloronaphthalene | A | ug/L | 0 | 0 | | 0 | 0 | 0 | 2.14 | 10 | 150 | 0% | 0 | 0 | 0% | |
| 2-Chlorophenol | A | ug/L | 0 | 0 | | 0 | 0 | 0 | 2.48 | 10 | 150 | 0% | 0 | 0 | 0% | |
| 2-Methylnaphthalene | A | ug/L | 0 | 0 | | 0 | 0 | 0 | 1.92 | 10 | 150 | 0% | 0 | 0 | 0% | |
| 2-Nitroaniline | A | ug/L | 0 | 0 | | 0 | 0 | 0 | 2.4 | 10 | 150 | 0% | 0 | 0 | 0% | |
| 2-Nitrophenol | A | ug/L | 0 | 0 | | 0 | 0 | 0 | 2.36 | 10 | 150 | 0% | 0 | 0 | 0% | |
| 3,3'-Dichlorobenzidine | A | ug/L | 0 | 0 | | 0 | 0 | 0 | 2.11 | 10 | 150 | 0% | 0 | 0 | 0% | |
| 3-Nitroaniline | A | ug/L | 0 | 0 | | 0 | 0 | 0 | 2.77 | 10 | 150 | 0% | 0 | 0 | 0% | |
| 4,6-Dinitro-2-methylphenol | A | ug/L | 0 | 0 | | 0 | 0 | 0 | 2.33 | 10 | 150 | 0% | 0 | 0 | 0% | |
| 4-Bromophenyl phenyl ether | A | ug/L | 0 | 0 | | 0 | 0 | 0 | 1.74 | 10 | 150 | 0% | 0 | 0 | 0% | |
| 4-Chloro-2-methylphenol | A | ug/L | 0 | 0 | | 0 | 0 | 0 | 1.6 | 10 | 150 | 0% | 0 | 0 | 0% | |
| 4-Chloro-3-methylphenol | A | ug/L | 0 | 0 | | 0 | 0 | 0 | 1.46 | 10 | 150 | 0% | 0 | 0 | 0% | |
| 4-Chlorophenol | A | ug/L | 0 | 0 | | 0 | 0 | 0 | 2.64 | 10 | 150 | 0% | 0 | 0 | 0% | |
| 4-Chlorophenyl phenyl ether | A | ug/L | 0 | 0 | | 0 | 0 | 0 | 2.03 | 10 | 150 | 0% | 0 | 0 | 0% | |
| 4-Nitroaniline | A | ug/L | 0 | 0 | | 0 | 0 | 0 | 1.63 | 10 | 150 | 0% | 0 | 0 | 0% | |
| 4-Nitrophenol | A | ug/L | 0 | 0 | | 0 | 0 | 0 | 2.5 | 10 | 150 | 0% | 0 | 0 | 0% | |
| Acenaphthene | A | ug/L | 0 | 0 | | 0 | 0 | 0 | 1.89 | 10 | 150 | 0% | 0 | 0 | 0% | |
| Acenaphthylene | A | ug/L | 0 | 0 | | 0 | 0 | 0 | 1.57 | 10 | 150 | 0% | 0 | 0 | 0% | |
| Aniline | A | ug/L | 0 | 0 | | 0 | 0 | 0 | 3.74 | 10 | 150 | 0% | 0 | 0 | 0% | |
| Anthracene | A | ug/L | 0 | 0 | | 0 | 0 | 0 | 1.23 | 10 | 150 | 0% | 0 | 0 | 0% | |
| Azobenzene | A | ug/L | 0 | 0 | | 0 | 0 | 0 | 1.09 | 10 | 150 | 0% | 0 | 0 | 0% | |
| Benzidine | A | ug/L | 0 | 0 | | 0 | 0 | 0 | 6.72 | 10 | 150 | 0% | 0 | 0 | 0% | |
| Benzo(a)anthracene | A | ug/L | 0 | 0 | | 0 | 0 | 0 | 0.856 | 10 | 150 | 0% | 0 | 0 | 0% | |
| Benzo(a)pyrene | A | ug/L | 0 | 0 | | 0 | 0 | 0 | 1.24 | 10 | 150 | 0% | 0 | 0 | 0% | |
| Benzo(b)fluoranthene | A | ug/L | 0 | 0 | | 0 | 0 | 0 | 0.903 | 10 | 150 | 0% | 0 | 0 | 0% | |
| Benzo(g,h,i)perylene | A | ug/L | 0 | 0 | | 0 | 0 | 0 | 1.01 | 10 | 150 | 0% | 0 | 0 | 0% | |
| Benzo(k)fluoranthene | A | ug/L | 0 | 0 | | 0 | 0 | 0 | 0.97 | 10 | 150 | 0% | 0 | 0 | 0% | |
| Benzoic acid | A | ug/L | 0 | 0 | | 0 | 0 | 0 | 1.51 | 10 | 150 | 0% | 0 | 0 | 0% | |
| Benzyl alcohol | A | ug/L | 0 | 0 | | 0 | 0 | 0 | 3.13 | 10 | 150 | 0% | 0 | 0 | 0% | |
| bis(-2-chloroethoxy)Methane | A | ug/L | 0 | 0 | | 0 | 0 | 0 | 1.36 | 10 | 150 | 0% | 0 | 0 | 0% | |
| bis(-2-chloroethyl)Ether | A | ug/L | 0 | 0 | | 0 | 0 | 0 | 2.57 | 10 | 150 | 0% | 0 | 0 | 0% | |
| bis(2-chloroisopropyl)Ether | A | ug/L | 0 | 0 | | 0 | 0 | 0 | 1.49 | 10 | 150 | 0% | 0 | 0 | 0% | |
| bis(2-ethylhexyl)Phthalate | A | ug/L | 0 | 0 | | 0 | 0 | 0 | 1.91 | 10 | 150 | 0% | 0 | 0 | 0% | |

| Seq No | Lab ID | Test Code | Sample Typ | File ID | Analysis Date | DF | Batch ID | Prep Date | SPKref | RPDref | pmoist | | | | | |
|----------------------------|----------------|--------------|------------|-----------|------------------|-------|----------|-----------|--------|--------|--------|------|-----|------|------|---|
| 14960284 | 30-Dec-21_ISTB | SVOC-8270-W- | SAMP | SV5973N.I | 12/30/2021 1:13: | 1 | R372614 | | 0 | 0 | | | | | | |
| Analyte | T | Units | RAW | Final | Text | Spike | SPKref | RPDref | MDL | PQL | UQL | %REC | LOW | HIGH | %RPD | Q |
| Butylbenzylphthalate | A | ug/L | 0 | 0 | | 0 | 0 | 0 | 1.57 | 10 | 150 | 0% | 0 | 0 | 0% | |
| Carbazole | A | ug/L | 0 | 0 | | 0 | 0 | 0 | 0.842 | 10 | 150 | 0% | 0 | 0 | 0% | |
| Chrysene | A | ug/L | 0 | 0 | | 0 | 0 | 0 | 1.17 | 10 | 150 | 0% | 0 | 0 | 0% | |
| Di-n-butyl phthalate | A | ug/L | 0 | 0 | | 0 | 0 | 0 | 0.932 | 10 | 150 | 0% | 0 | 0 | 0% | |
| Di-n-octyl phthalate | A | ug/L | 0 | 0 | | 0 | 0 | 0 | 1.34 | 10 | 150 | 0% | 0 | 0 | 0% | |
| Dibenzo(a,h)anthracene | A | ug/L | 0 | 0 | | 0 | 0 | 0 | 1.17 | 10 | 150 | 0% | 0 | 0 | 0% | |
| Dibenzofuran | A | ug/L | 0 | 0 | | 0 | 0 | 0 | 1.74 | 10 | 150 | 0% | 0 | 0 | 0% | |
| Diethyl phthalate | A | ug/L | 0 | 0 | | 0 | 0 | 0 | 2.18 | 10 | 150 | 0% | 0 | 0 | 0% | |
| Dimethyl phthalate | A | ug/L | 0 | 0 | | 0 | 0 | 0 | 1.72 | 10 | 150 | 0% | 0 | 0 | 0% | |
| Fluoranthene | A | ug/L | 0 | 0 | | 0 | 0 | 0 | 0.883 | 10 | 150 | 0% | 0 | 0 | 0% | |
| Fluorene | A | ug/L | 0 | 0 | | 0 | 0 | 0 | 1.82 | 10 | 150 | 0% | 0 | 0 | 0% | |
| Hexachlorobenzene | A | ug/L | 0 | 0 | | 0 | 0 | 0 | 1.33 | 10 | 150 | 0% | 0 | 0 | 0% | |
| Hexachlorobutadiene | A | ug/L | 0 | 0 | | 0 | 0 | 0 | 2.32 | 10 | 150 | 0% | 0 | 0 | 0% | |
| Hexachlorocyclopentadiene | A | ug/L | 0 | 0 | | 0 | 0 | 0 | 2.97 | 10 | 150 | 0% | 0 | 0 | 0% | |
| Hexachloroethane | A | ug/L | 0 | 0 | | 0 | 0 | 0 | 1.79 | 10 | 150 | 0% | 0 | 0 | 0% | |
| Indeno(1,2,3-cd)pyrene | A | ug/L | 0 | 0 | | 0 | 0 | 0 | 1.25 | 10 | 150 | 0% | 0 | 0 | 0% | |
| Isophorone | A | ug/L | 0 | 0 | | 0 | 0 | 0 | 1.67 | 10 | 150 | 0% | 0 | 0 | 0% | |
| m+p-Cresols | A | ug/L | 0 | 0 | | 0 | 0 | 0 | 1.78 | 10 | 150 | 0% | 0 | 0 | 0% | |
| n-Nitroso-di-n-propylamine | A | ug/L | 0 | 0 | | 0 | 0 | 0 | 1.54 | 10 | 150 | 0% | 0 | 0 | 0% | |
| n-Nitrosodimethylamine | A | ug/L | 0 | 0 | | 0 | 0 | 0 | 1.53 | 10 | 150 | 0% | 0 | 0 | 0% | |
| n-Nitrosodiphenylamine | A | ug/L | 0 | 0 | | 0 | 0 | 0 | 1.16 | 10 | 150 | 0% | 0 | 0 | 0% | |
| Naphthalene | A | ug/L | 0 | 0 | | 0 | 0 | 0 | 1.74 | 10 | 150 | 0% | 0 | 0 | 0% | |
| Nitrobenzene | A | ug/L | 0 | 0 | | 0 | 0 | 0 | 2.31 | 10 | 150 | 0% | 0 | 0 | 0% | |
| o-Cresol | A | ug/L | 0 | 0 | | 0 | 0 | 0 | 1.83 | 10 | 150 | 0% | 0 | 0 | 0% | |
| p-Chloroaniline | A | ug/L | 0 | 0 | | 0 | 0 | 0 | 1.52 | 10 | 150 | 0% | 0 | 0 | 0% | |
| Pentachlorophenol | A | ug/L | 0 | 0 | | 0 | 0 | 0 | 4.24 | 10 | 150 | 0% | 0 | 0 | 0% | |
| Phenanthrene | A | ug/L | 0 | 0 | | 0 | 0 | 0 | 0.784 | 10 | 150 | 0% | 0 | 0 | 0% | |
| Phenol | A | ug/L | 0 | 0 | | 0 | 0 | 0 | 1.46 | 10 | 150 | 0% | 0 | 0 | 0% | |
| Pyrene | A | ug/L | 0 | 0 | | 0 | 0 | 0 | 0.921 | 10 | 150 | 0% | 0 | 0 | 0% | |
| Pyridine | A | ug/L | 0 | 0 | | 0 | 0 | 0 | 3.22 | 10 | 150 | 0% | 0 | 0 | 0% | |
| Triallate | A | ug/L | 0 | 0 | | 0 | 0 | 0 | 1.51 | 10 | 150 | 0% | 0 | 0 | 0% | |
| 1,4-Dichlorobenzene-d4 | I | ug/L | 40 | 40 | | 0 | 0 | 0 | 0 | 10 | 150 | 0% | 0 | 0 | 0% | |
| Acenaphthene-d10 | I | ug/L | 40 | 40 | | 0 | 0 | 0 | 0 | 10 | 150 | 0% | 0 | 0 | 0% | |
| Chrysene-d12 | I | ug/L | 40 | 40 | | 0 | 0 | 0 | 0 | 10 | 150 | 0% | 0 | 0 | 0% | |
| Naphthalene-d8 | I | ug/L | 40 | 40 | | 0 | 0 | 0 | 0 | 10 | 150 | 0% | 0 | 0 | 0% | |

| Seq No | Lab ID | Test Code | Sample Typ | File ID | Analysis Date | DF | Batch ID | Prep Date | SPKref | RPDref | pmoist | | | | | |
|----------------------|----------------|--------------|------------|-----------|-----------------------|-------|----------|-----------|--------|--------|--------|------|-----|------|------|---|
| 14960284 | 30-Dec-21_ISTB | SVOC-8270-W- | SAMP | SV5973N.I | sd12:12/30/2021 1:13: | 1 | R372614 | | 0 | 0 | | | | | | |
| Analyte | T | Units | RAW | Final | Text | Spike | SPKref | RPDref | MDL | PQL | UQL | %REC | LOW | HIGH | %RPD | Q |
| Perylene-d12 | I | ug/L | 40 | 40 | | 0 | 0 | 0 | 0 | 10 | 150 | 0% | 0 | 0 | 0% | |
| Phenanthrene-d10 | I | ug/L | 40 | 40 | | 0 | 0 | 0 | 0 | 10 | 150 | 0% | 0 | 0 | 0% | |
| 2,4,6-Tribromophenol | S | ug/L | 0 | 0 | | 200 | 0 | 0 | 2.88 | 10 | 0 | 0% | 25 | 140 | 0% | S |
| 2-Fluorobiphenyl | S | ug/L | 0 | 0 | | 100 | 0 | 0 | 0.724 | 10 | 0 | 0% | 28 | 107 | 0% | S |
| 2-Fluorophenol | S | ug/L | 0 | 0 | | 200 | 0 | 0 | 3.52 | 10 | 0 | 0% | 10 | 75 | 0% | S |
| Nitrobenzene-d5 | S | ug/L | 0 | 0 | | 100 | 0 | 0 | 2.34 | 10 | 0 | 0% | 32 | 94 | 0% | S |
| Phenol-d5 | S | ug/L | 0 | 0 | | 200 | 0 | 0 | 2.06 | 10 | 0 | 0% | 10 | 65 | 0% | S |
| Terphenyl-d14 | S | ug/L | 0 | 0 | | 100 | 0 | 0 | 1.17 | 10 | 0 | 0% | 32 | 122 | 0% | S |
| 4-Chloroaniline | X | ug/L | 0 | 0 | | 0 | 0 | 0 | 1.61 | 10 | 150 | 0% | 0 | 0 | 0% | |
| o-Terphenyl | X | ug/L | 0 | 0 | | 0 | 0 | 0 | 1.27 | 10 | 150 | 0% | 0 | 0 | 0% | |

| Seq No | Lab ID | Test Code | Sample Typ | File ID | Analysis Date | DF | Batch ID | Prep Date | SPKref | RPDref | pmoist | | | | | |
|------------------------------|-----------|--------------|------------|-----------|-----------------------|-------|----------|------------|--------|--------|--------|------|-----|------|------|---|
| 14960285 | MB-162392 | SVOC-8270-W- | MBLK | SV5973N.I | sd12:12/30/2021 1:45: | 1 | 162392 | 12/21/2021 | 0 | 0 | | | | | | |
| Analyte | T | Units | RAW | Final | Text | Spike | SPKref | RPDref | MDL | PQL | UQL | %REC | LOW | HIGH | %RPD | Q |
| 1,2,4-Trichlorobenzene | A | ug/L | 0 | 0 | | 0 | 0 | 0 | 1.9 | 5 | 150 | 0% | 0 | 0 | 0% | |
| 1,2-Dichlorobenzene | A | ug/L | 0 | 0 | | 0 | 0 | 0 | 1.97 | 5 | 150 | 0% | 0 | 0 | 0% | |
| 1,3-Dichlorobenzene | A | ug/L | 0 | 0 | | 0 | 0 | 0 | 2.13 | 5 | 150 | 0% | 0 | 0 | 0% | |
| 1,4-Dichlorobenzene | A | ug/L | 0 | 0 | | 0 | 0 | 0 | 2.02 | 5 | 150 | 0% | 0 | 0 | 0% | |
| 1-Methylnaphthalene | A | ug/L | 0 | 0 | | 0 | 0 | 0 | 2.39 | 5 | 150 | 0% | 0 | 0 | 0% | |
| 2,2'-Oxybis(1-Chloropropane) | A | ug/L | 0 | 0 | | 0 | 0 | 0 | 1.45 | 5 | 150 | 0% | 0 | 0 | 0% | |
| 2,4,5-Trichlorophenol | A | ug/L | 0 | 0 | | 0 | 0 | 0 | 2.23 | 5 | 150 | 0% | 0 | 0 | 0% | |
| 2,4,6-Trichlorophenol | A | ug/L | 0 | 0 | | 0 | 0 | 0 | 2.64 | 5 | 150 | 0% | 0 | 0 | 0% | |
| 2,4-Dichlorophenol | A | ug/L | 0 | 0 | | 0 | 0 | 0 | 1.69 | 5 | 150 | 0% | 0 | 0 | 0% | |
| 2,4-Dimethylphenol | A | ug/L | 0 | 0 | | 0 | 0 | 0 | 1.69 | 5 | 150 | 0% | 0 | 0 | 0% | |
| 2,4-Dinitrophenol | A | ug/L | 0 | 0 | | 0 | 0 | 0 | 4.26 | 10 | 150 | 0% | 0 | 0 | 0% | |
| 2,4-Dinitrotoluene | A | ug/L | 0 | 0 | | 0 | 0 | 0 | 3.04 | 5 | 150 | 0% | 0 | 0 | 0% | |
| 2,6-Dinitrotoluene | A | ug/L | 0 | 0 | | 0 | 0 | 0 | 3.2 | 5 | 150 | 0% | 0 | 0 | 0% | |
| 2-Chloronaphthalene | A | ug/L | 0 | 0 | | 0 | 0 | 0 | 2.14 | 5 | 150 | 0% | 0 | 0 | 0% | |
| 2-Chlorophenol | A | ug/L | 0 | 0 | | 0 | 0 | 0 | 2.48 | 5 | 150 | 0% | 0 | 0 | 0% | |
| 2-Methylnaphthalene | A | ug/L | 0 | 0 | | 0 | 0 | 0 | 1.92 | 5 | 150 | 0% | 0 | 0 | 0% | |
| 2-Nitroaniline | A | ug/L | 0 | 0 | | 0 | 0 | 0 | 2.4 | 5 | 150 | 0% | 0 | 0 | 0% | |
| 2-Nitrophenol | A | ug/L | 0 | 0 | | 0 | 0 | 0 | 2.36 | 5 | 150 | 0% | 0 | 0 | 0% | |
| 3,3'-Dichlorobenzidine | A | ug/L | 0 | 0 | | 0 | 0 | 0 | 2.11 | 10 | 150 | 0% | 0 | 0 | 0% | |
| 3-Nitroaniline | A | ug/L | 0 | 0 | | 0 | 0 | 0 | 2.77 | 5 | 150 | 0% | 0 | 0 | 0% | |

| Seq No | Lab ID | Test Code | Sample Typ | File ID | Analysis Date | DF | Batch ID | Prep Date | SPKref | RPDref | pmoist | | | | | |
|-----------------------------|-----------|--------------|------------|-----------|------------------|-------|----------|------------|--------|--------|--------|------|-----|------|------|---|
| 14960285 | MB-162392 | SVOC-8270-W- | MBLK | SV5973N.I | 12/30/2021 1:45: | 1 | 162392 | 12/21/2021 | 0 | 0 | | | | | | |
| Analyte | T | Units | RAW | Final | Text | Spike | SPKref | RPDref | MDL | PQL | UQL | %REC | LOW | HIGH | %RPD | Q |
| 4,6-Dinitro-2-methylphenol | A | ug/L | 0 | 0 | | 0 | 0 | 0 | 2.33 | 10 | 150 | 0% | 0 | 0 | 0% | |
| 4-Bromophenyl phenyl ether | A | ug/L | 0 | 0 | | 0 | 0 | 0 | 1.74 | 5 | 150 | 0% | 0 | 0 | 0% | |
| 4-Chloro-2-methylphenol | A | ug/L | 0 | 0 | | 0 | 0 | 0 | 1.6 | 5 | 150 | 0% | 0 | 0 | 0% | |
| 4-Chloro-3-methylphenol | A | ug/L | 0 | 0 | | 0 | 0 | 0 | 1.46 | 5 | 150 | 0% | 0 | 0 | 0% | |
| 4-Chlorophenol | A | ug/L | 0 | 0 | | 0 | 0 | 0 | 2.64 | 5 | 150 | 0% | 0 | 0 | 0% | |
| 4-Chlorophenyl phenyl ether | A | ug/L | 0 | 0 | | 0 | 0 | 0 | 2.03 | 5 | 150 | 0% | 0 | 0 | 0% | |
| 4-Nitroaniline | A | ug/L | 0 | 0 | | 0 | 0 | 0 | 1.63 | 5 | 150 | 0% | 0 | 0 | 0% | |
| 4-Nitrophenol | A | ug/L | 0 | 0 | | 0 | 0 | 0 | 2.5 | 10 | 150 | 0% | 0 | 0 | 0% | |
| Acenaphthene | A | ug/L | 0 | 0 | | 0 | 0 | 0 | 1.89 | 5 | 150 | 0% | 0 | 0 | 0% | |
| Acenaphthylene | A | ug/L | 0 | 0 | | 0 | 0 | 0 | 1.57 | 5 | 150 | 0% | 0 | 0 | 0% | |
| Aniline | A | ug/L | 0 | 0 | | 0 | 0 | 0 | 3.74 | 5 | 150 | 0% | 0 | 0 | 0% | |
| Anthracene | A | ug/L | 0 | 0 | | 0 | 0 | 0 | 1.23 | 5 | 150 | 0% | 0 | 0 | 0% | |
| Azobenzene | A | ug/L | 0 | 0 | | 0 | 0 | 0 | 1.09 | 5 | 150 | 0% | 0 | 0 | 0% | |
| Benzidine | A | ug/L | 0 | 0 | | 0 | 0 | 0 | 6.72 | 10 | 150 | 0% | 0 | 0 | 0% | |
| Benzo(a)anthracene | A | ug/L | 0 | 0 | | 0 | 0 | 0 | 0.856 | 5 | 150 | 0% | 0 | 0 | 0% | |
| Benzo(a)pyrene | A | ug/L | 0 | 0 | | 0 | 0 | 0 | 1.24 | 5 | 150 | 0% | 0 | 0 | 0% | |
| Benzo(b)fluoranthene | A | ug/L | 0 | 0 | | 0 | 0 | 0 | 0.903 | 5 | 150 | 0% | 0 | 0 | 0% | |
| Benzo(g,h,i)perylene | A | ug/L | 0 | 0 | | 0 | 0 | 0 | 1.01 | 5 | 150 | 0% | 0 | 0 | 0% | |
| Benzo(k)fluoranthene | A | ug/L | 0 | 0 | | 0 | 0 | 0 | 0.97 | 5 | 150 | 0% | 0 | 0 | 0% | |
| Benzoic acid | A | ug/L | 0 | 0 | | 0 | 0 | 0 | 1.51 | 5 | 150 | 0% | 0 | 0 | 0% | |
| Benzyl alcohol | A | ug/L | 0 | 0 | | 0 | 0 | 0 | 3.13 | 5 | 150 | 0% | 0 | 0 | 0% | |
| bis(-2-chloroethoxy)Methane | A | ug/L | 0 | 0 | | 0 | 0 | 0 | 1.36 | 5 | 150 | 0% | 0 | 0 | 0% | |
| bis(-2-chloroethyl)Ether | A | ug/L | 0 | 0 | | 0 | 0 | 0 | 2.57 | 5 | 150 | 0% | 0 | 0 | 0% | |
| bis(2-chloroisopropyl)Ether | A | ug/L | 0 | 0 | | 0 | 0 | 0 | 1.49 | 5 | 150 | 0% | 0 | 0 | 0% | |
| bis(2-ethylhexyl)Phthalate | A | ug/L | 0 | 0 | | 0 | 0 | 0 | 1.91 | 5 | 150 | 0% | 0 | 0 | 0% | |
| Butylbenzylphthalate | A | ug/L | 0 | 0 | | 0 | 0 | 0 | 1.57 | 5 | 150 | 0% | 0 | 0 | 0% | |
| Carbazole | A | ug/L | 0 | 0 | | 0 | 0 | 0 | 0.842 | 5 | 150 | 0% | 0 | 0 | 0% | |
| Chrysene | A | ug/L | 0 | 0 | | 0 | 0 | 0 | 1.17 | 5 | 150 | 0% | 0 | 0 | 0% | |
| Di-n-butyl phthalate | A | ug/L | 0 | 0 | | 0 | 0 | 0 | 0.932 | 5 | 150 | 0% | 0 | 0 | 0% | |
| Di-n-octyl phthalate | A | ug/L | 0 | 0 | | 0 | 0 | 0 | 1.34 | 5 | 150 | 0% | 0 | 0 | 0% | |
| Dibenzo(a,h)anthracene | A | ug/L | 0 | 0 | | 0 | 0 | 0 | 1.17 | 5 | 150 | 0% | 0 | 0 | 0% | |
| Dibenzofuran | A | ug/L | 0 | 0 | | 0 | 0 | 0 | 1.74 | 5 | 150 | 0% | 0 | 0 | 0% | |
| Diethyl phthalate | A | ug/L | 0 | 0 | | 0 | 0 | 0 | 2.18 | 5 | 150 | 0% | 0 | 0 | 0% | |
| Dimethyl phthalate | A | ug/L | 0 | 0 | | 0 | 0 | 0 | 1.72 | 5 | 150 | 0% | 0 | 0 | 0% | |
| Fluoranthene | A | ug/L | 0 | 0 | | 0 | 0 | 0 | 0.883 | 5 | 150 | 0% | 0 | 0 | 0% | |

| Seq No | Lab ID | Test Code | Sample Typ | File ID | Analysis Date | DF | Batch ID | Prep Date | SPKref | RPDref | pmoist | | | | | |
|----------------------------|-----------|--------------|------------|-----------|------------------|-------|----------|------------|--------|--------|--------|------|-----|------|------|---|
| Analyte | T | Units | RAW | Final | Text | Spike | SPKref | RPDref | MDL | PQL | UQL | %REC | LOW | HIGH | %RPD | Q |
| 14960285 | MB-162392 | SVOC-8270-W- | MBLK | SV5973N.I | 12/30/2021 1:45: | 1 | 162392 | 12/21/2021 | 0 | 0 | | | | | | |
| Fluorene | A | ug/L | 0 | 0 | | 0 | 0 | 0 | 1.82 | 5 | 150 | 0% | 0 | 0 | 0% | |
| Hexachlorobenzene | A | ug/L | 0 | 0 | | 0 | 0 | 0 | 1.33 | 5 | 150 | 0% | 0 | 0 | 0% | |
| Hexachlorobutadiene | A | ug/L | 0 | 0 | | 0 | 0 | 0 | 2.32 | 5 | 150 | 0% | 0 | 0 | 0% | |
| Hexachlorocyclopentadiene | A | ug/L | 0 | 0 | | 0 | 0 | 0 | 2.97 | 5 | 150 | 0% | 0 | 0 | 0% | |
| Hexachloroethane | A | ug/L | 0 | 0 | | 0 | 0 | 0 | 1.79 | 5 | 150 | 0% | 0 | 0 | 0% | |
| Indeno(1,2,3-cd)pyrene | A | ug/L | 0 | 0 | | 0 | 0 | 0 | 1.25 | 5 | 150 | 0% | 0 | 0 | 0% | |
| Isophorone | A | ug/L | 0 | 0 | | 0 | 0 | 0 | 1.67 | 5 | 150 | 0% | 0 | 0 | 0% | |
| m+p-Cresols | A | ug/L | 0 | 0 | | 0 | 0 | 0 | 1.78 | 5 | 150 | 0% | 0 | 0 | 0% | |
| n-Nitroso-di-n-propylamine | A | ug/L | 0 | 0 | | 0 | 0 | 0 | 1.54 | 5 | 150 | 0% | 0 | 0 | 0% | |
| n-Nitrosodimethylamine | A | ug/L | 0 | 0 | | 0 | 0 | 0 | 1.53 | 5 | 150 | 0% | 0 | 0 | 0% | |
| n-Nitrosodiphenylamine | A | ug/L | 0 | 0 | | 0 | 0 | 0 | 1.16 | 10 | 150 | 0% | 0 | 0 | 0% | |
| Naphthalene | A | ug/L | 0 | 0 | | 0 | 0 | 0 | 1.74 | 5 | 150 | 0% | 0 | 0 | 0% | |
| Nitrobenzene | A | ug/L | 0 | 0 | | 0 | 0 | 0 | 2.31 | 5 | 150 | 0% | 0 | 0 | 0% | |
| o-Cresol | A | ug/L | 0 | 0 | | 0 | 0 | 0 | 1.83 | 5 | 150 | 0% | 0 | 0 | 0% | |
| p-Chloroaniline | A | ug/L | 0 | 0 | | 0 | 0 | 0 | 1.52 | 5 | 150 | 0% | 0 | 0 | 0% | |
| Pentachlorophenol | A | ug/L | 0 | 0 | | 0 | 0 | 0 | 4.24 | 10 | 150 | 0% | 0 | 0 | 0% | |
| Phenanthrene | A | ug/L | 0 | 0 | | 0 | 0 | 0 | 0.784 | 5 | 150 | 0% | 0 | 0 | 0% | |
| Phenol | A | ug/L | 0 | 0 | | 0 | 0 | 0 | 1.46 | 5 | 150 | 0% | 0 | 0 | 0% | |
| Pyrene | A | ug/L | 0 | 0 | | 0 | 0 | 0 | 0.921 | 5 | 150 | 0% | 0 | 0 | 0% | |
| Pyridine | A | ug/L | 0 | 0 | | 0 | 0 | 0 | 3.22 | 5 | 150 | 0% | 0 | 0 | 0% | |
| Triallate | A | ug/L | 0 | 0 | | 0 | 0 | 0 | 1.51 | 5 | 150 | 0% | 0 | 0 | 0% | |
| 1,4-Dichlorobenzene-d4 | I | ug/L | 40 | 40 | | 0 | 0 | 0 | 0 | 5 | 150 | 0% | 0 | 0 | 0% | |
| Acenaphthene-d10 | I | ug/L | 40 | 40 | | 0 | 0 | 0 | 0 | 5 | 150 | 0% | 0 | 0 | 0% | |
| Chrysene-d12 | I | ug/L | 40 | 40 | | 0 | 0 | 0 | 0 | 5 | 150 | 0% | 0 | 0 | 0% | |
| Naphthalene-d8 | I | ug/L | 40 | 40 | | 0 | 0 | 0 | 0 | 5 | 150 | 0% | 0 | 0 | 0% | |
| Perylene-d12 | I | ug/L | 40 | 40 | | 0 | 0 | 0 | 0 | 5 | 150 | 0% | 0 | 0 | 0% | |
| Phenanthrene-d10 | I | ug/L | 40 | 40 | | 0 | 0 | 0 | 0 | 5 | 150 | 0% | 0 | 0 | 0% | |
| 2,4,6-Tribromophenol | S | ug/L | 190.59401 | 190.59401 | | 200 | 0 | 0 | 2.88 | 5 | 0 | 95% | 43 | 140 | 0% | |
| 2-Fluorobiphenyl | S | ug/L | 45.29109 | 45.29109 | | 100 | 0 | 0 | 0.724 | 5 | 0 | 45% | 44 | 119 | 0% | |
| 2-Fluorophenol | S | ug/L | 91.16737 | 91.16737 | | 200 | 0 | 0 | 3.52 | 5 | 0 | 46% | 19 | 119 | 0% | |
| Nitrobenzene-d5 | S | ug/L | 54.27078 | 54.27078 | | 100 | 0 | 0 | 2.34 | 5 | 0 | 54% | 44 | 120 | 0% | |
| Phenol-d5 | S | ug/L | 68.13754 | 68.13754 | | 200 | 0 | 0 | 2.06 | 5 | 0 | 34% | 10 | 65 | 0% | |
| Terphenyl-d14 | S | ug/L | 100.44448 | 100.44448 | | 100 | 0 | 0 | 1.17 | 5 | 0 | 100% | 50 | 134 | 0% | |
| 4-Chloroaniline | X | ug/L | 0 | 0 | | 0 | 0 | 0 | 1.61 | 5 | 150 | 0% | 0 | 0 | 0% | |
| o-Terphenyl | X | ug/L | 0 | 0 | | 0 | 0 | 0 | 1.27 | 5 | 150 | 0% | 0 | 0 | 0% | |

| Seq No | Lab ID | Test Code | Sample Typ | File ID | Analysis Date | DF | Batch ID | Prep Date | SPKref | RPDref | pmoist | | | | | |
|------------------------------|------------|--------------|------------|-----------|-----------------------|-------|----------|------------|--------|--------|--------|------|-----|------|------|---|
| 14960286 | LCS-162392 | SVOC-8270-W- | LCS-DOD | SV5973N.I | sd12:12/30/2021 2:18: | 1 | 162392 | 12/21/2021 | 0 | 0 | | | | | | |
| Analyte | T | Units | RAW | Final | Text | Spike | SPKref | RPDref | MDL | PQL | UQL | %REC | LOW | HIGH | %RPD | Q |
| 1,2,4-Trichlorobenzene | A | ug/L | 56.69687 | 56.69687 | | 100 | 0 | 0 | 1.9 | 10 | 150 | 57% | 29 | 116 | 0% | |
| 1,2-Dichlorobenzene | A | ug/L | 52.52246 | 52.52246 | | 100 | 0 | 0 | 1.97 | 10 | 150 | 53% | 32 | 111 | 0% | |
| 1,3-Dichlorobenzene | A | ug/L | 53.27838 | 53.27838 | | 100 | 0 | 0 | 2.13 | 10 | 150 | 53% | 28 | 110 | 0% | |
| 1,4-Dichlorobenzene | A | ug/L | 54.00922 | 54.00922 | | 100 | 0 | 0 | 2.02 | 10 | 150 | 54% | 29 | 112 | 0% | |
| 1-Methylnaphthalene | A | ug/L | 68.94766 | 68.94766 | | 100 | 0 | 0 | 2.39 | 10 | 150 | 69% | 41 | 119 | 0% | |
| 2,2'-Oxybis(1-Chloropropane) | A | ug/L | 53.58435 | 53.58435 | | 100 | 0 | 0 | 1.45 | 10 | 150 | 54% | 37 | 130 | 0% | |
| 2,4,5-Trichlorophenol | A | ug/L | 76.89372 | 76.89372 | | 100 | 0 | 0 | 2.23 | 10 | 150 | 77% | 53 | 123 | 0% | |
| 2,4,6-Trichlorophenol | A | ug/L | 85.10182 | 85.10182 | | 100 | 0 | 0 | 2.64 | 10 | 150 | 85% | 50 | 125 | 0% | |
| 2,4-Dichlorophenol | A | ug/L | 71.37642 | 71.37642 | | 100 | 0 | 0 | 1.69 | 10 | 150 | 71% | 47 | 121 | 0% | |
| 2,4-Dimethylphenol | A | ug/L | 64.11928 | 64.11928 | | 100 | 0 | 0 | 1.69 | 10 | 150 | 64% | 31 | 124 | 0% | |
| 2,4-Dinitrophenol | A | ug/L | 86.718 | 86.718 | | 100 | 0 | 0 | 4.26 | 10 | 150 | 87% | 23 | 142 | 0% | |
| 2,4-Dinitrotoluene | A | ug/L | 84.53015 | 84.53015 | | 100 | 0 | 0 | 3.04 | 10 | 150 | 85% | 57 | 128 | 0% | |
| 2,6-Dinitrotoluene | A | ug/L | 78.18946 | 78.18946 | | 100 | 0 | 0 | 3.2 | 10 | 150 | 78% | 50 | 118 | 0% | |
| 2-Chloronaphthalene | A | ug/L | 68.97118 | 68.97118 | | 100 | 0 | 0 | 2.14 | 10 | 150 | 69% | 40 | 116 | 0% | |
| 2-Chlorophenol | A | ug/L | 66.33446 | 66.33446 | | 100 | 0 | 0 | 2.48 | 10 | 150 | 66% | 38 | 117 | 0% | |
| 2-Methylnaphthalene | A | ug/L | 74.13462 | 74.13462 | | 100 | 0 | 0 | 1.92 | 10 | 150 | 74% | 40 | 121 | 0% | |
| 2-Nitroaniline | A | ug/L | 78.16181 | 78.16181 | | 100 | 0 | 0 | 2.4 | 10 | 150 | 78% | 55 | 127 | 0% | |
| 2-Nitrophenol | A | ug/L | 71.1795 | 71.1795 | | 100 | 0 | 0 | 2.36 | 10 | 150 | 71% | 47 | 123 | 0% | |
| 3,3'-Dichlorobenzidine | A | ug/L | 77.49414 | 77.49414 | | 100 | 0 | 0 | 2.11 | 10 | 150 | 77% | 27 | 129 | 0% | |
| 3-Nitroaniline | A | ug/L | 83.75514 | 83.75514 | | 100 | 0 | 0 | 2.77 | 10 | 150 | 84% | 41 | 128 | 0% | |
| 4,6-Dinitro-2-methylphenol | A | ug/L | 85.66779 | 85.66779 | | 100 | 0 | 0 | 2.33 | 10 | 150 | 86% | 44 | 137 | 0% | |
| 4-Bromophenyl phenyl ether | A | ug/L | 82.84399 | 82.84399 | | 100 | 0 | 0 | 1.74 | 10 | 150 | 83% | 55 | 124 | 0% | |
| 4-Chloro-2-methylphenol | A | ug/L | 75.09952 | 75.09952 | | 100 | 0 | 0 | 1.6 | 10 | 150 | 75% | 49 | 89 | 0% | |
| 4-Chloro-3-methylphenol | A | ug/L | 86.30085 | 86.30085 | | 100 | 0 | 0 | 1.46 | 10 | 150 | 86% | 52 | 119 | 0% | |
| 4-Chlorophenol | A | ug/L | 77.27459 | 77.27459 | | 100 | 0 | 0 | 2.64 | 10 | 150 | 77% | 41 | 81 | 0% | |
| 4-Chlorophenyl phenyl ether | A | ug/L | 83.02282 | 83.02282 | | 100 | 0 | 0 | 2.03 | 10 | 150 | 83% | 53 | 121 | 0% | |
| 4-Nitroaniline | A | ug/L | 86.25821 | 86.25821 | | 100 | 0 | 0 | 1.63 | 10 | 150 | 86% | 57 | 101 | 0% | |
| 4-Nitrophenol | A | ug/L | 36.69202 | 36.69202 | | 100 | 0 | 0 | 2.5 | 10 | 150 | 37% | 15 | 36 | 0% | S |
| Acenaphthene | A | ug/L | 92.47974 | 92.47974 | | 100 | 0 | 0 | 1.89 | 10 | 150 | 92% | 47 | 122 | 0% | |
| Acenaphthylene | A | ug/L | 79.95946 | 79.95946 | | 100 | 0 | 0 | 1.57 | 10 | 150 | 80% | 41 | 130 | 0% | |
| Aniline | A | ug/L | 26.22287 | 26.22287 | | 100 | 0 | 0 | 3.74 | 10 | 150 | 26% | 24 | 60 | 0% | |
| Anthracene | A | ug/L | 86.35908 | 86.35908 | | 100 | 0 | 0 | 1.23 | 10 | 150 | 86% | 57 | 123 | 0% | |
| Azobenzene | A | ug/L | 74.92112 | 74.92112 | | 100 | 0 | 0 | 1.09 | 10 | 150 | 75% | 61 | 116 | 0% | |
| Benzidine | A | ug/L | 25.21893 | 25.21893 | | 100 | 0 | 0 | 6.72 | 10 | 150 | 25% | 10 | 100 | 0% | |
| Benzo(a)anthracene | A | ug/L | 97.98689 | 97.98689 | | 100 | 0 | 0 | 0.856 | 10 | 150 | 98% | 58 | 125 | 0% | |

| Seq No | Lab ID | Test Code | Sample Typ | File ID | Analysis Date | DF | Batch ID | Prep Date | SPKref | RPDref | pmoist | | | | | |
|-----------------------------|------------|--------------|------------|-----------|-----------------------|-------|----------|------------|--------|--------|--------|------|-----|------|------|---|
| 14960286 | LCS-162392 | SVOC-8270-W- | LCS-DOD | SV5973N.I | sd12:12/30/2021 2:18: | 1 | 162392 | 12/21/2021 | 0 | 0 | | | | | | |
| Analyte | T | Units | RAW | Final | Text | Spike | SPKref | RPDref | MDL | PQL | UQL | %REC | LOW | HIGH | %RPD | Q |
| Benzo(a)pyrene | A | ug/L | 93.29424 | 93.29424 | | 100 | 0 | 0 | 1.24 | 10 | 150 | 93% | 54 | 128 | 0% | |
| Benzo(b)fluoranthene | A | ug/L | 95.70602 | 95.70602 | | 100 | 0 | 0 | 0.903 | 10 | 150 | 96% | 53 | 131 | 0% | |
| Benzo(g,h,i)perylene | A | ug/L | 95.01856 | 95.01856 | | 100 | 0 | 0 | 1.01 | 10 | 150 | 95% | 50 | 134 | 0% | |
| Benzo(k)fluoranthene | A | ug/L | 89.06452 | 89.06452 | | 100 | 0 | 0 | 0.97 | 10 | 150 | 89% | 57 | 129 | 0% | |
| Benzoic acid | A | ug/L | 26.49622 | 26.49622 | | 100 | 0 | 0 | 1.51 | 10 | 150 | 26% | 10 | 30 | 0% | |
| Benzyl alcohol | A | ug/L | 52.93046 | 52.93046 | | 100 | 0 | 0 | 3.13 | 10 | 150 | 53% | 31 | 112 | 0% | |
| bis(-2-chloroethoxy)Methane | A | ug/L | 67.37051 | 67.37051 | | 100 | 0 | 0 | 1.36 | 10 | 150 | 67% | 48 | 120 | 0% | |
| bis(-2-chloroethyl)Ether | A | ug/L | 60.29976 | 60.29976 | | 100 | 0 | 0 | 2.57 | 10 | 150 | 60% | 43 | 118 | 0% | |
| bis(2-chloroisopropyl)Ether | A | ug/L | 53.58435 | 53.58435 | | 100 | 0 | 0 | 1.49 | 10 | 150 | 54% | 37 | 130 | 0% | |
| bis(2-ethylhexyl)Phthalate | A | ug/L | 94.63952 | 94.63952 | | 100 | 0 | 0 | 1.91 | 10 | 150 | 95% | 55 | 135 | 0% | |
| Butylbenzylphthalate | A | ug/L | 93.84595 | 93.84595 | | 100 | 0 | 0 | 1.57 | 10 | 150 | 94% | 53 | 134 | 0% | |
| Carbazole | A | ug/L | 93.42628 | 93.42628 | | 100 | 0 | 0 | 0.842 | 10 | 150 | 93% | 60 | 122 | 0% | |
| Chrysene | A | ug/L | 94.46032 | 94.46032 | | 100 | 0 | 0 | 1.17 | 10 | 150 | 94% | 59 | 123 | 0% | |
| Di-n-butyl phthalate | A | ug/L | 89.10748 | 89.10748 | | 100 | 0 | 0 | 0.932 | 10 | 150 | 89% | 59 | 127 | 0% | |
| Di-n-octyl phthalate | A | ug/L | 92.37101 | 92.37101 | | 100 | 0 | 0 | 1.34 | 10 | 150 | 92% | 51 | 140 | 0% | |
| Dibenzo(a,h)anthracene | A | ug/L | 93.64318 | 93.64318 | | 100 | 0 | 0 | 1.17 | 10 | 150 | 94% | 51 | 134 | 0% | |
| Dibenzofuran | A | ug/L | 87.53299 | 87.53299 | | 100 | 0 | 0 | 1.74 | 10 | 150 | 88% | 53 | 118 | 0% | |
| Diethyl phthalate | A | ug/L | 87.24404 | 87.24404 | | 100 | 0 | 0 | 2.18 | 10 | 150 | 87% | 56 | 125 | 0% | |
| Dimethyl phthalate | A | ug/L | 88.37189 | 88.37189 | | 100 | 0 | 0 | 1.72 | 10 | 150 | 88% | 45 | 127 | 0% | |
| Fluoranthene | A | ug/L | 91.65219 | 91.65219 | | 100 | 0 | 0 | 0.883 | 10 | 150 | 92% | 57 | 128 | 0% | |
| Fluorene | A | ug/L | 87.28054 | 87.28054 | | 100 | 0 | 0 | 1.82 | 10 | 150 | 87% | 52 | 124 | 0% | |
| Hexachlorobenzene | A | ug/L | 86.97603 | 86.97603 | | 100 | 0 | 0 | 1.33 | 10 | 150 | 87% | 53 | 125 | 0% | |
| Hexachlorobutadiene | A | ug/L | 51.12576 | 51.12576 | | 100 | 0 | 0 | 2.32 | 10 | 150 | 51% | 22 | 124 | 0% | |
| Hexachlorocyclopentadiene | A | ug/L | 61.15951 | 61.15951 | | 100 | 0 | 0 | 2.97 | 10 | 150 | 61% | 39 | 91 | 0% | |
| Hexachloroethane | A | ug/L | 47.51312 | 47.51312 | | 100 | 0 | 0 | 1.79 | 10 | 150 | 48% | 21 | 115 | 0% | |
| Indeno(1,2,3-cd)pyrene | A | ug/L | 93.46178 | 93.46178 | | 100 | 0 | 0 | 1.25 | 10 | 150 | 93% | 52 | 134 | 0% | |
| Isophorone | A | ug/L | 71.83431 | 71.83431 | | 100 | 0 | 0 | 1.67 | 10 | 150 | 72% | 42 | 124 | 0% | |
| m+p-Cresols | A | ug/L | 68.33457 | 68.33457 | | 100 | 0 | 0 | 1.78 | 10 | 150 | 68% | 29 | 110 | 0% | |
| n-Nitroso-di-n-propylamine | A | ug/L | 66.49855 | 66.49855 | | 100 | 0 | 0 | 1.54 | 10 | 150 | 66% | 49 | 119 | 0% | |
| n-Nitrosodimethylamine | A | ug/L | 34.15259 | 34.15259 | | 100 | 0 | 0 | 1.53 | 10 | 150 | 34% | 20 | 45 | 0% | |
| n-Nitrosodiphenylamine | A | ug/L | 97.01791 | 97.01791 | | 100 | 0 | 0 | 1.16 | 10 | 150 | 97% | 51 | 123 | 0% | |
| Naphthalene | A | ug/L | 64.48258 | 64.48258 | | 100 | 0 | 0 | 1.74 | 10 | 150 | 64% | 40 | 121 | 0% | |
| Nitrobenzene | A | ug/L | 65.35156 | 65.35156 | | 100 | 0 | 0 | 2.31 | 10 | 150 | 65% | 45 | 121 | 0% | |
| o-Cresol | A | ug/L | 66.57498 | 66.57498 | | 100 | 0 | 0 | 1.83 | 10 | 150 | 67% | 30 | 117 | 0% | |
| p-Chloroaniline | A | ug/L | 69.21785 | 69.21785 | | 100 | 0 | 0 | 1.52 | 10 | 150 | 69% | 33 | 117 | 0% | |

| Seq No | Lab ID | Test Code | Sample Typ | File ID | Analysis Date | DF | Batch ID | Prep Date | SPKref | RPDref | pmoist | | | | | |
|------------------------|------------|--------------|------------|-----------|-----------------------|-------|----------|------------|--------|--------|--------|------|-----|------|------|---|
| 14960286 | LCS-162392 | SVOC-8270-W- | LCS-DOD | SV5973N.I | sd12:12/30/2021 2:18: | 1 | 162392 | 12/21/2021 | 0 | 0 | | | | | | |
| Analyte | T | Units | RAW | Final | Text | Spike | SPKref | RPDref | MDL | PQL | UQL | %REC | LOW | HIGH | %RPD | Q |
| Pentachlorophenol | A | ug/L | 99.43127 | 99.43127 | | 100 | 0 | 0 | 4.24 | 10 | 150 | 99% | 35 | 138 | 0% | |
| Phenanthrene | A | ug/L | 90.99958 | 90.99958 | | 100 | 0 | 0 | 0.784 | 10 | 150 | 91% | 59 | 120 | 0% | |
| Phenol | A | ug/L | 45.48341 | 45.48341 | | 100 | 0 | 0 | 1.46 | 10 | 150 | 45% | 37 | 75 | 0% | |
| Pyrene | A | ug/L | 86.89617 | 86.89617 | | 100 | 0 | 0 | 0.921 | 10 | 150 | 87% | 57 | 126 | 0% | |
| Pyridine | A | ug/L | 28.95099 | 28.95099 | | 100 | 0 | 0 | 3.22 | 10 | 150 | 29% | 16 | 45 | 0% | |
| Triallate | A | ug/L | 94.30008 | 94.30008 | | 100 | 0 | 0 | 1.51 | 10 | 150 | 94% | 59 | 105 | 0% | |
| 1,4-Dichlorobenzene-d4 | I | ug/L | 40 | 40 | | 0 | 0 | 0 | 0 | 10 | 150 | 0% | | | | |
| Acenaphthene-d10 | I | ug/L | 40 | 40 | | 0 | 0 | 0 | 0 | 10 | 150 | 0% | | | | |
| Chrysene-d12 | I | ug/L | 40 | 40 | | 0 | 0 | 0 | 0 | 10 | 150 | 0% | | | | |
| Naphthalene-d8 | I | ug/L | 40 | 40 | | 0 | 0 | 0 | 0 | 10 | 150 | 0% | | | | |
| Perylene-d12 | I | ug/L | 40 | 40 | | 0 | 0 | 0 | 0 | 10 | 150 | 0% | | | | |
| Phenanthrene-d10 | I | ug/L | 40 | 40 | | 0 | 0 | 0 | 0 | 10 | 150 | 0% | | | | |
| 2,4,6-Tribromophenol | S | ug/L | 207.87082 | 207.87082 | | 200 | 0 | 0 | 2.88 | 10 | 0 | 104% | 43 | 140 | 0% | |
| 2-Fluorobiphenyl | S | ug/L | 60.42354 | 60.42354 | | 100 | 0 | 0 | 0.724 | 10 | 0 | 60% | 44 | 119 | 0% | |
| 2-Fluorophenol | S | ug/L | 101.13375 | 101.13375 | | 200 | 0 | 0 | 3.52 | 10 | 0 | 51% | 19 | 119 | 0% | |
| Nitrobenzene-d5 | S | ug/L | 59.03505 | 59.03505 | | 100 | 0 | 0 | 2.34 | 10 | 0 | 59% | 44 | 120 | 0% | |
| Phenol-d5 | S | ug/L | 83.19459 | 83.19459 | | 200 | 0 | 0 | 2.06 | 10 | 0 | 42% | 10 | 65 | 0% | |
| Terphenyl-d14 | S | ug/L | 91.69436 | 91.69436 | | 100 | 0 | 0 | 1.17 | 10 | 0 | 92% | 50 | 134 | 0% | |
| 4-Chloroaniline | X | ug/L | 69.21785 | 69.21785 | | 100 | 0 | 0 | 1.61 | 10 | 150 | 69% | 33 | 117 | 0% | |
| o-Terphenyl | X | ug/L | 88.1677 | 88.1677 | | 100 | 0 | 0 | 1.27 | 10 | 150 | 88% | 40 | 140 | 0% | |

| Seq No | Lab ID | Test Code | Sample Typ | File ID | Analysis Date | DF | Batch ID | Prep Date | SPKref | RPDref | pmoist | | | | | |
|------------------------------|-------------|--------------|------------|-----------|-----------------------|-------|----------|------------|--------|--------|--------|------|-----|------|------|---|
| 14960287 | LCSD-162392 | SVOC-8270-W- | LCSD-DOD | SV5973N.I | sd12:12/30/2021 2:51: | 1 | 162392 | 12/21/2021 | 0 | 1E+07 | | | | | | |
| Analyte | T | Units | RAW | Final | Text | Spike | SPKref | RPDref | MDL | PQL | UQL | %REC | LOW | HIGH | %RPD | Q |
| 1,2,4-Trichlorobenzene | A | ug/L | 64.55556 | 64.55556 | | 100 | 0 | 56.69687 | 1.9 | 10 | 150 | 65% | 29 | 116 | 13% | |
| 1,2-Dichlorobenzene | A | ug/L | 64.86442 | 64.86442 | | 100 | 0 | 52.52246 | 1.97 | 10 | 150 | 65% | 32 | 111 | 21% | R |
| 1,3-Dichlorobenzene | A | ug/L | 65.96519 | 65.96519 | | 100 | 0 | 53.27838 | 2.13 | 10 | 150 | 66% | 28 | 110 | 21% | R |
| 1,4-Dichlorobenzene | A | ug/L | 62.47132 | 62.47132 | | 100 | 0 | 54.00922 | 2.02 | 10 | 150 | 62% | 29 | 112 | 15% | |
| 1-Methylnaphthalene | A | ug/L | 82.09688 | 82.09688 | | 100 | 0 | 68.94766 | 2.39 | 10 | 150 | 82% | 41 | 119 | 17% | |
| 2,2'-Oxybis(1-Chloropropane) | A | ug/L | 60.85593 | 60.85593 | | 100 | 0 | 53.58435 | 1.45 | 10 | 150 | 61% | 37 | 130 | 13% | |
| 2,4,5-Trichlorophenol | A | ug/L | 91.61506 | 91.61506 | | 100 | 0 | 76.89372 | 2.23 | 10 | 150 | 92% | 53 | 123 | 17% | |
| 2,4,6-Trichlorophenol | A | ug/L | 98.40463 | 98.40463 | | 100 | 0 | 85.10182 | 2.64 | 10 | 150 | 98% | 50 | 125 | 14% | |
| 2,4-Dichlorophenol | A | ug/L | 83.60393 | 83.60393 | | 100 | 0 | 71.37642 | 1.69 | 10 | 150 | 84% | 47 | 121 | 16% | |
| 2,4-Dimethylphenol | A | ug/L | 71.37986 | 71.37986 | | 100 | 0 | 64.11928 | 1.69 | 10 | 150 | 71% | 31 | 124 | 11% | |

| Seq No | Lab ID | Test Code | Sample Typ | File ID | Analysis Date | DF | Batch ID | Prep Date | SPKref | RPDref | pmoist | | | | | |
|-----------------------------|-------------|--------------|------------|-----------|-----------------------|-------|----------|------------|--------|--------|--------|------|-----|------|------|---|
| 14960287 | LCSD-162392 | SVOC-8270-W- | LCSD-DOD | SV5973N.I | sd12:12/30/2021 2:51: | 1 | 162392 | 12/21/2021 | 0 | 1E+07 | | | | | | |
| Analyte | T | Units | RAW | Final | Text | Spike | SPKref | RPDref | MDL | PQL | UQL | %REC | LOW | HIGH | %RPD | Q |
| 2,4-Dinitrophenol | A | ug/L | 91.078 | 91.078 | | 100 | 0 | 86.718 | 4.26 | 10 | 150 | 91% | 23 | 142 | 5% | |
| 2,4-Dinitrotoluene | A | ug/L | 96.7791 | 96.7791 | | 100 | 0 | 84.53015 | 3.04 | 10 | 150 | 97% | 57 | 128 | 14% | |
| 2,6-Dinitrotoluene | A | ug/L | 84.08024 | 84.08024 | | 100 | 0 | 78.18946 | 3.2 | 10 | 150 | 84% | 50 | 118 | 7% | |
| 2-Chloronaphthalene | A | ug/L | 81.98353 | 81.98353 | | 100 | 0 | 68.97118 | 2.14 | 10 | 150 | 82% | 40 | 116 | 17% | |
| 2-Chlorophenol | A | ug/L | 81.0461 | 81.0461 | | 100 | 0 | 66.33446 | 2.48 | 10 | 150 | 81% | 38 | 117 | 20% | |
| 2-Methylnaphthalene | A | ug/L | 83.08711 | 83.08711 | | 100 | 0 | 74.13462 | 1.92 | 10 | 150 | 83% | 40 | 121 | 11% | |
| 2-Nitroaniline | A | ug/L | 89.9524 | 89.9524 | | 100 | 0 | 78.16181 | 2.4 | 10 | 150 | 90% | 55 | 127 | 14% | |
| 2-Nitrophenol | A | ug/L | 83.22881 | 83.22881 | | 100 | 0 | 71.1795 | 2.36 | 10 | 150 | 83% | 47 | 123 | 16% | |
| 3,3'-Dichlorobenzidine | A | ug/L | 79.04067 | 79.04067 | | 100 | 0 | 77.49414 | 2.11 | 10 | 150 | 79% | 27 | 129 | 2% | |
| 3-Nitroaniline | A | ug/L | 93.07094 | 93.07094 | | 100 | 0 | 83.75514 | 2.77 | 10 | 150 | 93% | 41 | 128 | 11% | |
| 4,6-Dinitro-2-methylphenol | A | ug/L | 89.58514 | 89.58514 | | 100 | 0 | 85.66779 | 2.33 | 10 | 150 | 90% | 44 | 137 | 4% | |
| 4-Bromophenyl phenyl ether | A | ug/L | 86.58004 | 86.58004 | | 100 | 0 | 82.84399 | 1.74 | 10 | 150 | 87% | 55 | 124 | 4% | |
| 4-Chloro-2-methylphenol | A | ug/L | 80.81229 | 80.81229 | | 100 | 0 | 75.09952 | 1.6 | 10 | 150 | 81% | 49 | 89 | 7% | |
| 4-Chloro-3-methylphenol | A | ug/L | 92.21704 | 92.21704 | | 100 | 0 | 86.30085 | 1.46 | 10 | 150 | 92% | 52 | 119 | 7% | |
| 4-Chlorophenol | A | ug/L | 83.22816 | 83.22816 | | 100 | 0 | 77.27459 | 2.64 | 10 | 150 | 83% | 41 | 81 | 7% | S |
| 4-Chlorophenyl phenyl ether | A | ug/L | 90.20822 | 90.20822 | | 100 | 0 | 83.02282 | 2.03 | 10 | 150 | 90% | 53 | 121 | 8% | |
| 4-Nitroaniline | A | ug/L | 90.77936 | 90.77936 | | 100 | 0 | 86.25821 | 1.63 | 10 | 150 | 91% | 57 | 101 | 5% | |
| 4-Nitrophenol | A | ug/L | 44.67523 | 44.67523 | | 100 | 0 | 36.69202 | 2.5 | 10 | 150 | 45% | 15 | 36 | 20% | S |
| Acenaphthene | A | ug/L | 98.07969 | 98.07969 | | 100 | 0 | 92.47974 | 1.89 | 10 | 150 | 98% | 47 | 122 | 6% | |
| Acenaphthylene | A | ug/L | 87.12542 | 87.12542 | | 100 | 0 | 79.95946 | 1.57 | 10 | 150 | 87% | 41 | 130 | 9% | |
| Aniline | A | ug/L | 31.23973 | 31.23973 | | 100 | 0 | 26.22287 | 3.74 | 10 | 150 | 31% | 24 | 60 | 17% | |
| Anthracene | A | ug/L | 87.70379 | 87.70379 | | 100 | 0 | 86.35908 | 1.23 | 10 | 150 | 88% | 57 | 123 | 2% | |
| Azobenzene | A | ug/L | 86.06172 | 86.06172 | | 100 | 0 | 74.92112 | 1.09 | 10 | 150 | 86% | 61 | 116 | 14% | |
| Benzidine | A | ug/L | 35.52191 | 35.52191 | | 100 | 0 | 25.21893 | 6.72 | 10 | 150 | 36% | 10 | 100 | 34% | R |
| Benzo(a)anthracene | A | ug/L | 97.48267 | 97.48267 | | 100 | 0 | 97.98689 | 0.856 | 10 | 150 | 97% | 58 | 125 | 1% | |
| Benzo(a)pyrene | A | ug/L | 93.02384 | 93.02384 | | 100 | 0 | 93.29424 | 1.24 | 10 | 150 | 93% | 54 | 128 | 0% | |
| Benzo(b)fluoranthene | A | ug/L | 100.8321 | 100.8321 | | 100 | 0 | 95.70602 | 0.903 | 10 | 150 | 101% | 53 | 131 | 5% | |
| Benzo(g,h,i)perylene | A | ug/L | 95.88642 | 95.88642 | | 100 | 0 | 95.01856 | 1.01 | 10 | 150 | 96% | 50 | 134 | 1% | |
| Benzo(k)fluoranthene | A | ug/L | 94.70722 | 94.70722 | | 100 | 0 | 89.06452 | 0.97 | 10 | 150 | 95% | 57 | 129 | 6% | |
| Benzoic acid | A | ug/L | 27.70392 | 27.70392 | | 100 | 0 | 26.49622 | 1.51 | 10 | 150 | 28% | 10 | 30 | 4% | |
| Benzyl alcohol | A | ug/L | 63.123 | 63.123 | | 100 | 0 | 52.93046 | 3.13 | 10 | 150 | 63% | 31 | 112 | 18% | |
| bis(-2-chloroethoxy)Methane | A | ug/L | 76.80743 | 76.80743 | | 100 | 0 | 67.37051 | 1.36 | 10 | 150 | 77% | 48 | 120 | 13% | |
| bis(-2-chloroethyl)Ether | A | ug/L | 68.77417 | 68.77417 | | 100 | 0 | 60.29976 | 2.57 | 10 | 150 | 69% | 43 | 118 | 13% | |
| bis(2-chloroisopropyl)Ether | A | ug/L | 60.85593 | 60.85593 | | 100 | 0 | 53.58435 | 1.49 | 10 | 150 | 61% | 37 | 130 | 13% | |
| bis(2-ethylhexyl)Phthalate | A | ug/L | 95.89829 | 95.89829 | | 100 | 0 | 94.63952 | 1.91 | 10 | 150 | 96% | 55 | 135 | 1% | |

| Seq No | Lab ID | Test Code | Sample Typ | File ID | Analysis Date | DF | Batch ID | Prep Date | SPKref | RPDref | pmoist | | | | | |
|----------------------------|-------------|--------------|------------|-----------|-----------------------|-------|----------|------------|--------|--------|--------|------|-----|------|------|---|
| 14960287 | LCSD-162392 | SVOC-8270-W- | LCSD-DOD | SV5973N.I | sd12:12/30/2021 2:51: | 1 | 162392 | 12/21/2021 | 0 | 1E+07 | | | | | | |
| Analyte | T | Units | RAW | Final | Text | Spike | SPKref | RPDref | MDL | PQL | UQL | %REC | LOW | HIGH | %RPD | Q |
| Butylbenzylphthalate | A | ug/L | 97.26805 | 97.26805 | | 100 | 0 | 93.84595 | 1.57 | 10 | 150 | 97% | 53 | 134 | 4% | |
| Carbazole | A | ug/L | 98.53091 | 98.53091 | | 100 | 0 | 93.42628 | 0.842 | 10 | 150 | 99% | 60 | 122 | 5% | |
| Chrysene | A | ug/L | 95.66219 | 95.66219 | | 100 | 0 | 94.46032 | 1.17 | 10 | 150 | 96% | 59 | 123 | 1% | |
| Di-n-butyl phthalate | A | ug/L | 99.20612 | 99.20612 | | 100 | 0 | 89.10748 | 0.932 | 10 | 150 | 99% | 59 | 127 | 11% | |
| Di-n-octyl phthalate | A | ug/L | 94.64004 | 94.64004 | | 100 | 0 | 92.37101 | 1.34 | 10 | 150 | 95% | 51 | 140 | 2% | |
| Dibenzo(a,h)anthracene | A | ug/L | 98.69041 | 98.69041 | | 100 | 0 | 93.64318 | 1.17 | 10 | 150 | 99% | 51 | 134 | 5% | |
| Dibenzofuran | A | ug/L | 97.42714 | 97.42714 | | 100 | 0 | 87.53299 | 1.74 | 10 | 150 | 97% | 53 | 118 | 11% | |
| Diethyl phthalate | A | ug/L | 93.10478 | 93.10478 | | 100 | 0 | 87.24404 | 2.18 | 10 | 150 | 93% | 56 | 125 | 6% | |
| Dimethyl phthalate | A | ug/L | 98.08977 | 98.08977 | | 100 | 0 | 88.37189 | 1.72 | 10 | 150 | 98% | 45 | 127 | 10% | |
| Fluoranthene | A | ug/L | 97.47781 | 97.47781 | | 100 | 0 | 91.65219 | 0.883 | 10 | 150 | 97% | 57 | 128 | 6% | |
| Fluorene | A | ug/L | 94.91622 | 94.91622 | | 100 | 0 | 87.28054 | 1.82 | 10 | 150 | 95% | 52 | 124 | 8% | |
| Hexachlorobenzene | A | ug/L | 92.09198 | 92.09198 | | 100 | 0 | 86.97603 | 1.33 | 10 | 150 | 92% | 53 | 125 | 6% | |
| Hexachlorobutadiene | A | ug/L | 58.87021 | 58.87021 | | 100 | 0 | 51.12576 | 2.32 | 10 | 150 | 59% | 22 | 124 | 14% | |
| Hexachlorocyclopentadiene | A | ug/L | 70.37622 | 70.37622 | | 100 | 0 | 61.15951 | 2.97 | 10 | 150 | 70% | 39 | 91 | 14% | |
| Hexachloroethane | A | ug/L | 56.6946 | 56.6946 | | 100 | 0 | 47.51312 | 1.79 | 10 | 150 | 57% | 21 | 115 | 18% | |
| Indeno(1,2,3-cd)pyrene | A | ug/L | 98.50754 | 98.50754 | | 100 | 0 | 93.46178 | 1.25 | 10 | 150 | 99% | 52 | 134 | 5% | |
| Isophorone | A | ug/L | 80.25824 | 80.25824 | | 100 | 0 | 71.83431 | 1.67 | 10 | 150 | 80% | 42 | 124 | 11% | |
| m+p-Cresols | A | ug/L | 76.35146 | 76.35146 | | 100 | 0 | 68.33457 | 1.78 | 10 | 150 | 76% | 29 | 110 | 11% | |
| n-Nitroso-di-n-propylamine | A | ug/L | 84.25367 | 84.25367 | | 100 | 0 | 66.49855 | 1.54 | 10 | 150 | 84% | 49 | 119 | 24% | R |
| n-Nitrosodimethylamine | A | ug/L | 41.03802 | 41.03802 | | 100 | 0 | 34.15259 | 1.53 | 10 | 150 | 41% | 20 | 45 | 18% | |
| n-Nitrosodiphenylamine | A | ug/L | 99.95412 | 99.95412 | | 100 | 0 | 97.01791 | 1.16 | 10 | 150 | 100% | 51 | 123 | 3% | |
| Naphthalene | A | ug/L | 71.68595 | 71.68595 | | 100 | 0 | 64.48258 | 1.74 | 10 | 150 | 72% | 40 | 121 | 11% | |
| Nitrobenzene | A | ug/L | 82.84697 | 82.84697 | | 100 | 0 | 65.35156 | 2.31 | 10 | 150 | 83% | 45 | 121 | 24% | R |
| o-Cresol | A | ug/L | 72.89736 | 72.89736 | | 100 | 0 | 66.57498 | 1.83 | 10 | 150 | 73% | 30 | 117 | 9% | |
| p-Chloroaniline | A | ug/L | 79.25311 | 79.25311 | | 100 | 0 | 69.21785 | 1.52 | 10 | 150 | 79% | 33 | 117 | 14% | |
| Pentachlorophenol | A | ug/L | 112.20843 | 112.20843 | | 100 | 0 | 99.43127 | 4.24 | 10 | 150 | 112% | 35 | 138 | 12% | |
| Phenanthrene | A | ug/L | 98.15502 | 98.15502 | | 100 | 0 | 90.99958 | 0.784 | 10 | 150 | 98% | 59 | 120 | 8% | |
| Phenol | A | ug/L | 53.14387 | 53.14387 | | 100 | 0 | 45.48341 | 1.46 | 10 | 150 | 53% | 37 | 75 | 16% | |
| Pyrene | A | ug/L | 95.26043 | 95.26043 | | 100 | 0 | 86.89617 | 0.921 | 10 | 150 | 95% | 57 | 126 | 9% | |
| Pyridine | A | ug/L | 32.83428 | 32.83428 | | 100 | 0 | 28.95099 | 3.22 | 10 | 150 | 33% | 16 | 45 | 13% | |
| Triallate | A | ug/L | 103.53689 | 103.53689 | | 100 | 0 | 94.30008 | 1.51 | 10 | 150 | 104% | 59 | 105 | 9% | |
| 1,4-Dichlorobenzene-d4 | I | ug/L | 40 | 40 | | 0 | 0 | 0 | 0 | 10 | 150 | 0% | | | 0% | |
| Acenaphthene-d10 | I | ug/L | 40 | 40 | | 0 | 0 | 0 | 0 | 10 | 150 | 0% | | | 0% | |
| Chrysene-d12 | I | ug/L | 40 | 40 | | 0 | 0 | 0 | 0 | 10 | 150 | 0% | | | 0% | |
| Naphthalene-d8 | I | ug/L | 40 | 40 | | 0 | 0 | 0 | 0 | 10 | 150 | 0% | | | 0% | |

| Seq No | Lab ID | Test Code | Sample Typ | File ID | Analysis Date | DF | Batch ID | Prep Date | SPKref | RPDref | pmoist | | | | | |
|----------------------|-------------|--------------|------------|-----------|-----------------------|-------|----------|------------|--------|--------|--------|------|-----|------|------|---|
| 14960287 | LCSD-162392 | SVOC-8270-W- | LCSD-DOD | SV5973N.I | sd12:12/30/2021 2:51: | 1 | 162392 | 12/21/2021 | 0 | 1E+07 | | | | | | |
| Analyte | T | Units | RAW | Final | Text | Spike | SPKref | RPDref | MDL | PQL | UQL | %REC | LOW | HIGH | %RPD | Q |
| Perylene-d12 | I | ug/L | 40 | 40 | | 0 | 0 | 0 | 0 | 10 | 150 | 0% | | | 0% | |
| Phenanthrene-d10 | I | ug/L | 40 | 40 | | 0 | 0 | 0 | 0 | 10 | 150 | 0% | | | 0% | |
| 2,4,6-Tribromophenol | S | ug/L | 217.38219 | 217.38219 | | 200 | 0 | 0 | 2.88 | 10 | 0 | 109% | 43 | 140 | 0% | |
| 2-Fluorobiphenyl | S | ug/L | 72.16703 | 72.16703 | | 100 | 0 | 0 | 0.724 | 10 | 0 | 72% | 44 | 119 | 0% | |
| 2-Fluorophenol | S | ug/L | 125.54997 | 125.54997 | | 200 | 0 | 0 | 3.52 | 10 | 0 | 63% | 19 | 119 | 0% | |
| Nitrobenzene-d5 | S | ug/L | 70.99812 | 70.99812 | | 100 | 0 | 0 | 2.34 | 10 | 0 | 71% | 44 | 120 | 0% | |
| Phenol-d5 | S | ug/L | 97.67562 | 97.67562 | | 200 | 0 | 0 | 2.06 | 10 | 0 | 49% | 10 | 65 | 0% | |
| Terphenyl-d14 | S | ug/L | 96.60244 | 96.60244 | | 100 | 0 | 0 | 1.17 | 10 | 0 | 97% | 50 | 134 | 0% | |
| 4-Chloroaniline | X | ug/L | 79.25311 | 79.25311 | | 100 | 0 | 69.21785 | 1.61 | 10 | 150 | 79% | 33 | 117 | 14% | |
| o-Terphenyl | X | ug/L | 98.06328 | 98.06328 | | 100 | 0 | 88.1677 | 1.27 | 10 | 150 | 98% | 40 | 140 | 11% | |

| Seq No | Lab ID | Test Code | Sample Typ | File ID | Analysis Date | DF | Batch ID | Prep Date | SPKref | RPDref | pmoist | | | | | |
|----------------------------|---------------|-------------|------------|-----------|-----------------------|-------|----------|------------|---------|--------|--------|------|-----|------|------|---|
| 14960288 | B21121605-001 | SVOC-8270-W | SAMP | SV5973N.I | sd12:12/30/2021 3:24: | 1 | 162392 | 12/21/2021 | 0 | 0 | | | | | | |
| Analyte | T | Units | RAW | Final | Text | Spike | SPKref | RPDref | MDL | PQL | UQL | %REC | LOW | HIGH | %RPD | Q |
| 1,2,4-Trichlorobenzene | A | ug/L | 0 | 0 | | 0 | 0 | 0 | 1.8449 | 10 | 150 | 0% | 0 | 0 | 0% | U |
| 1,2-Dichlorobenzene | A | ug/L | 0 | 0 | | 0 | 0 | 0 | 1.91287 | 10 | 150 | 0% | 0 | 0 | 0% | U |
| 1,3-Dichlorobenzene | A | ug/L | 0 | 0 | | 0 | 0 | 0 | 2.06823 | 10 | 150 | 0% | 0 | 0 | 0% | U |
| 1,4-Dichlorobenzene | A | ug/L | 0 | 0 | | 0 | 0 | 0 | 1.96142 | 10 | 150 | 0% | 0 | 0 | 0% | U |
| 1-Methylnaphthalene | A | ug/L | 0 | 0 | | 0 | 0 | 0 | 2.32069 | 10 | 150 | 0% | 0 | 0 | 0% | U |
| 2,4,5-Trichlorophenol | A | ug/L | 0 | 0 | | 0 | 0 | 0 | 2.16533 | 10 | 150 | 0% | 0 | 0 | 0% | U |
| 2,4,6-Trichlorophenol | A | ug/L | 0 | 0 | | 0 | 0 | 0 | 2.56344 | 10 | 150 | 0% | 0 | 0 | 0% | U |
| 2,4-Dichlorophenol | A | ug/L | 0 | 0 | | 0 | 0 | 0 | 1.64099 | 10 | 150 | 0% | 0 | 0 | 0% | U |
| 2,4-Dimethylphenol | A | ug/L | 0 | 0 | | 0 | 0 | 0 | 1.64099 | 10 | 150 | 0% | 0 | 0 | 0% | U |
| 2,4-Dinitrophenol | A | ug/L | 0 | 0 | | 0 | 0 | 0 | 4.13646 | 10 | 150 | 0% | 0 | 0 | 0% | U |
| 2,4-Dinitrotoluene | A | ug/L | 0 | 0 | | 0 | 0 | 0 | 2.95184 | 10 | 150 | 0% | 0 | 0 | 0% | U |
| 2,6-Dinitrotoluene | A | ug/L | 0 | 0 | | 0 | 0 | 0 | 3.1072 | 10 | 150 | 0% | 0 | 0 | 0% | U |
| 2-Chloronaphthalene | A | ug/L | 0 | 0 | | 0 | 0 | 0 | 2.07794 | 10 | 150 | 0% | 0 | 0 | 0% | U |
| 2-Chlorophenol | A | ug/L | 0 | 0 | | 0 | 0 | 0 | 2.40808 | 10 | 150 | 0% | 0 | 0 | 0% | U |
| 2-Methylnaphthalene | A | ug/L | 0 | 0 | | 0 | 0 | 0 | 1.86432 | 10 | 150 | 0% | 0 | 0 | 0% | U |
| 2-Nitrophenol | A | ug/L | 0 | 0 | | 0 | 0 | 0 | 2.29156 | 10 | 150 | 0% | 0 | 0 | 0% | U |
| 3,3'-Dichlorobenzidine | A | ug/L | 0 | 0 | | 0 | 0 | 0 | 2.04881 | 10 | 150 | 0% | 0 | 0 | 0% | U |
| 4,6-Dinitro-2-methylphenol | A | ug/L | 0 | 0 | | 0 | 0 | 0 | 2.26243 | 10 | 150 | 0% | 0 | 0 | 0% | U |
| 4-Bromophenyl phenyl ether | A | ug/L | 0 | 0 | | 0 | 0 | 0 | 1.68954 | 10 | 150 | 0% | 0 | 0 | 0% | U |
| 4-Chloro-3-methylphenol | A | ug/L | 0 | 0 | | 0 | 0 | 0 | 1.41766 | 10 | 150 | 0% | 0 | 0 | 0% | U |

| Seq No | Lab ID | Test Code | Sample Typ | File ID | Analysis Date | DF | Batch ID | Prep Date | SPKref | RPDref | pmoist | | | | | |
|-----------------------------|---------------|-------------|------------|-----------|-----------------------|-------|----------|------------|----------|--------|--------|------|-----|------|------|---|
| 14960288 | B21121605-001 | SVOC-8270-W | SAMP | SV5973N.I | sd12:12/30/2021 3:24: | 1 | 162392 | 12/21/2021 | 0 | 0 | | | | | | |
| Analyte | T | Units | RAW | Final | Text | Spike | SPKref | RPDref | MDL | PQL | UQL | %REC | LOW | HIGH | %RPD | Q |
| 4-Chlorophenol | A | ug/L | 0 | 0 | | 0 | 0 | 0 | 2.56344 | 10 | 150 | 0% | 0 | 0 | 0% | U |
| 4-Chlorophenyl phenyl ether | A | ug/L | 0 | 0 | | 0 | 0 | 0 | 1.97113 | 10 | 150 | 0% | 0 | 0 | 0% | U |
| 4-Nitrophenol | A | ug/L | 0 | 0 | | 0 | 0 | 0 | 2.4275 | 10 | 150 | 0% | 0 | 0 | 0% | U |
| Acenaphthene | A | ug/L | 0 | 0 | | 0 | 0 | 0 | 1.83519 | 10 | 150 | 0% | 0 | 0 | 0% | U |
| Acenaphthylene | A | ug/L | 0 | 0 | | 0 | 0 | 0 | 1.52447 | 10 | 150 | 0% | 0 | 0 | 0% | U |
| Anthracene | A | ug/L | 0 | 0 | | 0 | 0 | 0 | 1.19433 | 10 | 150 | 0% | 0 | 0 | 0% | U |
| Azobenzene | A | ug/L | 0 | 0 | | 0 | 0 | 0 | 1.05839 | 10 | 150 | 0% | 0 | 0 | 0% | U |
| Benzidine | A | ug/L | 0 | 0 | | 0 | 0 | 0 | 6.52512 | 10 | 150 | 0% | 0 | 0 | 0% | U |
| Benzo(a)anthracene | A | ug/L | 0 | 0 | | 0 | 0 | 0 | 0.831176 | 10 | 150 | 0% | 0 | 0 | 0% | U |
| Benzo(a)pyrene | A | ug/L | 0 | 0 | | 0 | 0 | 0 | 1.20404 | 10 | 150 | 0% | 0 | 0 | 0% | U |
| Benzo(b)fluoranthene | A | ug/L | 0 | 0 | | 0 | 0 | 0 | 0.876813 | 10 | 150 | 0% | 0 | 0 | 0% | U |
| Benzo(g,h,i)perylene | A | ug/L | 0 | 0 | | 0 | 0 | 0 | 0.98071 | 10 | 150 | 0% | 0 | 0 | 0% | U |
| Benzo(k)fluoranthene | A | ug/L | 0 | 0 | | 0 | 0 | 0 | 0.94187 | 10 | 150 | 0% | 0 | 0 | 0% | U |
| bis(-2-chloroethoxy)Methane | A | ug/L | 0 | 0 | | 0 | 0 | 0 | 1.32056 | 10 | 150 | 0% | 0 | 0 | 0% | U |
| bis(-2-chloroethyl)Ether | A | ug/L | 0 | 0 | | 0 | 0 | 0 | 2.49547 | 10 | 150 | 0% | 0 | 0 | 0% | U |
| bis(2-chloroisopropyl)Ether | A | ug/L | 0 | 0 | | 0 | 0 | 0 | 1.44679 | 10 | 150 | 0% | 0 | 0 | 0% | U |
| bis(2-ethylhexyl)Phthalate | A | ug/L | 0 | 0 | | 0 | 0 | 0 | 1.85461 | 10 | 150 | 0% | 0 | 0 | 0% | U |
| Butylbenzylphthalate | A | ug/L | 0 | 0 | | 0 | 0 | 0 | 1.52447 | 10 | 150 | 0% | 0 | 0 | 0% | U |
| Chrysene | A | ug/L | 0 | 0 | | 0 | 0 | 0 | 1.13607 | 10 | 150 | 0% | 0 | 0 | 0% | U |
| Di-n-butyl phthalate | A | ug/L | 0 | 0 | | 0 | 0 | 0 | 0.904972 | 10 | 150 | 0% | 0 | 0 | 0% | U |
| Di-n-octyl phthalate | A | ug/L | 0 | 0 | | 0 | 0 | 0 | 1.30114 | 10 | 150 | 0% | 0 | 0 | 0% | U |
| Dibenzo(a,h)anthracene | A | ug/L | 0 | 0 | | 0 | 0 | 0 | 1.13607 | 10 | 150 | 0% | 0 | 0 | 0% | U |
| Diethyl phthalate | A | ug/L | 0 | 0 | | 0 | 0 | 0 | 2.11678 | 10 | 150 | 0% | 0 | 0 | 0% | U |
| Dimethyl phthalate | A | ug/L | 0 | 0 | | 0 | 0 | 0 | 1.67012 | 10 | 150 | 0% | 0 | 0 | 0% | U |
| Fluoranthene | A | ug/L | 0 | 0 | | 0 | 0 | 0 | 0.857393 | 10 | 150 | 0% | 0 | 0 | 0% | U |
| Fluorene | A | ug/L | 0 | 0 | | 0 | 0 | 0 | 1.76722 | 10 | 150 | 0% | 0 | 0 | 0% | U |
| Hexachlorobenzene | A | ug/L | 0 | 0 | | 0 | 0 | 0 | 1.29143 | 10 | 150 | 0% | 0 | 0 | 0% | U |
| Hexachlorobutadiene | A | ug/L | 0 | 0 | | 0 | 0 | 0 | 2.25272 | 10 | 150 | 0% | 0 | 0 | 0% | U |
| Hexachlorocyclopentadiene | A | ug/L | 0 | 0 | | 0 | 0 | 0 | 2.88387 | 10 | 150 | 0% | 0 | 0 | 0% | U |
| Hexachloroethane | A | ug/L | 0 | 0 | | 0 | 0 | 0 | 1.73809 | 10 | 150 | 0% | 0 | 0 | 0% | U |
| Indeno(1,2,3-cd)pyrene | A | ug/L | 0 | 0 | | 0 | 0 | 0 | 1.21375 | 10 | 150 | 0% | 0 | 0 | 0% | U |
| Isophorone | A | ug/L | 0 | 0 | | 0 | 0 | 0 | 1.62157 | 10 | 150 | 0% | 0 | 0 | 0% | U |
| m+p-Cresols | A | ug/L | 0 | 0 | | 0 | 0 | 0 | 1.72838 | 10 | 150 | 0% | 0 | 0 | 0% | U |
| n-Nitroso-di-n-propylamine | A | ug/L | 0 | 0 | | 0 | 0 | 0 | 1.49534 | 10 | 150 | 0% | 0 | 0 | 0% | U |
| n-Nitrosodimethylamine | A | ug/L | 0 | 0 | | 0 | 0 | 0 | 1.48563 | 10 | 150 | 0% | 0 | 0 | 0% | U |

| Seq No | Lab ID | Test Code | Sample Typ | File ID | Analysis Date | DF | Batch ID | Prep Date | SPKref | RPDref | pmoist | | | | | |
|------------------------------|---------------|-------------|------------|------------|-----------------------|-------|----------|------------|----------|--------|--------|------|-----|------|------|---|
| Analyte | T | Units | RAW | Final | Text | Spike | SPKref | RPDref | MDL | PQL | UQL | %REC | LOW | HIGH | %RPD | Q |
| 14960288 | B21121605-001 | SVOC-8270-W | SAMP | SV5973N.I | sd12:12/30/2021 3:24: | 1 | 162392 | 12/21/2021 | 0 | 0 | | | | | | |
| n-Nitrosodiphenylamine | A | ug/L | 0 | 0 | | 0 | 0 | 0 | 1.12636 | 10 | 150 | 0% | 0 | 0 | 0% | U |
| Naphthalene | A | ug/L | 0 | 0 | | 0 | 0 | 0 | 1.68954 | 10 | 150 | 0% | 0 | 0 | 0% | U |
| Nitrobenzene | A | ug/L | 0 | 0 | | 0 | 0 | 0 | 2.24301 | 10 | 150 | 0% | 0 | 0 | 0% | U |
| o-Cresol | A | ug/L | 0 | 0 | | 0 | 0 | 0 | 1.77693 | 10 | 150 | 0% | 0 | 0 | 0% | U |
| Pentachlorophenol | A | ug/L | 0 | 0 | | 0 | 0 | 0 | 4.11704 | 10 | 150 | 0% | 0 | 0 | 0% | U |
| Phenanthrene | A | ug/L | 0 | 0 | | 0 | 0 | 0 | 0.761264 | 10 | 150 | 0% | 0 | 0 | 0% | U |
| Phenol | A | ug/L | 0 | 0 | | 0 | 0 | 0 | 1.41766 | 10 | 150 | 0% | 0 | 0 | 0% | U |
| Pyrene | A | ug/L | 0 | 0 | | 0 | 0 | 0 | 0.894291 | 10 | 150 | 0% | 0 | 0 | 0% | U |
| Pyridine | A | ug/L | 0 | 0 | | 0 | 0 | 0 | 3.12662 | 10 | 150 | 0% | 0 | 0 | 0% | U |
| 1,4-Dichlorobenzene-d4 | I | ug/L | 40 | 38.84 | | 0 | 0 | 0 | 0 | 10 | 150 | 0% | 0 | 0 | 0% | |
| Acenaphthene-d10 | I | ug/L | 40 | 38.84 | | 0 | 0 | 0 | 0 | 10 | 150 | 0% | 0 | 0 | 0% | |
| Chrysene-d12 | I | ug/L | 40 | 38.84 | | 0 | 0 | 0 | 0 | 10 | 150 | 0% | 0 | 0 | 0% | |
| Naphthalene-d8 | I | ug/L | 40 | 38.84 | | 0 | 0 | 0 | 0 | 10 | 150 | 0% | 0 | 0 | 0% | |
| Perylene-d12 | I | ug/L | 40 | 38.84 | | 0 | 0 | 0 | 0 | 10 | 150 | 0% | 0 | 0 | 0% | |
| Phenanthrene-d10 | I | ug/L | 40 | 38.84 | | 0 | 0 | 0 | 0 | 10 | 150 | 0% | 0 | 0 | 0% | |
| 2,4,6-Tribromophenol | S | ug/L | 171.22117 | 166.255756 | | 194.2 | 0 | 0 | 2.79648 | 10 | | 86% | 43 | 140 | 0% | |
| 2-Fluorobiphenyl | S | ug/L | 61.81223 | 60.0196753 | | 97.1 | 0 | 0 | 0.703004 | 10 | | 62% | 44 | 119 | 0% | |
| 2-Fluorophenol | S | ug/L | 62.3392 | 60.5313632 | | 194.2 | 0 | 0 | 3.41792 | 10 | | 31% | 19 | 119 | 0% | |
| Nitrobenzene-d5 | S | ug/L | 54.52976 | 52.948397 | | 97.1 | 0 | 0 | 2.27214 | 10 | | 55% | 44 | 120 | 0% | |
| Phenol-d5 | S | ug/L | 58.35484 | 56.6625496 | | 194.2 | 0 | 0 | 2.00026 | 10 | | 29% | 10 | 65 | 0% | |
| Terphenyl-d14 | S | ug/L | 91.14412 | 88.5009405 | | 97.1 | 0 | 0 | 1.13607 | 10 | | 91% | 50 | 134 | 0% | |
| 2,2'-Oxybis(1-Chloropropane) | X | ug/L | 0 | 0 | | 0 | 0 | 0 | 1.40795 | 10 | 150 | 0% | 0 | 0 | 0% | U |
| 2-Nitroaniline | X | ug/L | 0 | 0 | | 0 | 0 | 0 | 2.3304 | 10 | 150 | 0% | 0 | 0 | 0% | U |
| 3-Nitroaniline | X | ug/L | 0 | 0 | | 0 | 0 | 0 | 2.68967 | 10 | 150 | 0% | 0 | 0 | 0% | U |
| 4-Chloro-2-methylphenol | X | ug/L | 0 | 0 | | 0 | 0 | 0 | 1.5536 | 10 | 150 | 0% | 0 | 0 | 0% | U |
| 4-Chloroaniline | X | ug/L | 0 | 0 | | 0 | 0 | 0 | 1.56331 | 10 | 150 | 0% | 0 | 0 | 0% | U |
| 4-Nitroaniline | X | ug/L | 0 | 0 | | 0 | 0 | 0 | 1.58273 | 10 | 150 | 0% | 0 | 0 | 0% | U |
| Carbazole | X | ug/L | 0 | 0 | | 0 | 0 | 0 | 0.817582 | 10 | 150 | 0% | 0 | 0 | 0% | U |
| Dibenzofuran | X | ug/L | 0 | 0 | | 0 | 0 | 0 | 1.68954 | 10 | 150 | 0% | 0 | 0 | 0% | U |
| p-Chloroaniline | X | ug/L | 0 | 0 | | 0 | 0 | 0 | 1.47592 | 10 | 150 | 0% | 0 | 0 | 0% | U |
| Triallate | X | ug/L | 0 | 0 | | 0 | 0 | 0 | 1.46621 | 10 | 150 | 0% | 0 | 0 | 0% | U |

| Seq No | Lab ID | Test Code | Sample Typ | File ID | Analysis Date | DF | Batch ID | Prep Date | SPKref | RPDref | pmoist | | | | | |
|------------------------------|---------------|--------------|------------|------------|-----------------------|-------|----------|------------|----------|--------|--------|------|-----|------|------|---|
| 14960289 | B21121605-001 | SVOC-8270-W- | MS-DOD | SV5973N.I | sd12:12/30/2021 3:56: | 1 | 162392 | 12/21/2021 | 1E+07 | 0 | | | | | | |
| Analyte | T | Units | RAW | Final | Text | Spike | SPKref | RPDref | MDL | PQL | UQL | %REC | LOW | HIGH | %RPD | Q |
| 1,2,4-Trichlorobenzene | A | ug/L | 54.76513 | 53.1769412 | | 97.1 | 0 | 0 | 1.8449 | 10 | 150 | 55% | 29 | 116 | 0% | |
| 1,2-Dichlorobenzene | A | ug/L | 51.97998 | 50.4725606 | | 97.1 | 0 | 0 | 1.91287 | 10 | 150 | 52% | 32 | 111 | 0% | |
| 1,3-Dichlorobenzene | A | ug/L | 50.89951 | 49.4234242 | | 97.1 | 0 | 0 | 2.06823 | 10 | 150 | 51% | 28 | 110 | 0% | |
| 1,4-Dichlorobenzene | A | ug/L | 50.01076 | 48.560448 | | 97.1 | 0 | 0 | 1.96142 | 10 | 150 | 50% | 29 | 112 | 0% | |
| 1-Methylnaphthalene | A | ug/L | 63.46356 | 61.6231168 | | 97.1 | 0 | 0 | 2.32069 | 10 | 150 | 63% | 41 | 119 | 0% | |
| 2,2'-Oxybis(1-Chloropropane) | A | ug/L | 47.97617 | 46.5848611 | | 97.1 | 0 | 0 | 1.40795 | 10 | 150 | 48% | 37 | 130 | 0% | |
| 2,4,5-Trichlorophenol | A | ug/L | 70.98156 | 68.9230948 | | 97.1 | 0 | 0 | 2.16533 | 10 | 150 | 71% | 53 | 123 | 0% | |
| 2,4,6-Trichlorophenol | A | ug/L | 77.16017 | 74.9225251 | | 97.1 | 0 | 0 | 2.56344 | 10 | 150 | 77% | 50 | 125 | 0% | |
| 2,4-Dichlorophenol | A | ug/L | 62.33542 | 60.5276928 | | 97.1 | 0 | 0 | 1.64099 | 10 | 150 | 62% | 47 | 121 | 0% | |
| 2,4-Dimethylphenol | A | ug/L | 64.15141 | 62.2910191 | | 97.1 | 0 | 0 | 1.64099 | 10 | 150 | 64% | 31 | 124 | 0% | |
| 2,4-Dinitrophenol | A | ug/L | 71.94327 | 69.8569152 | | 97.1 | 0 | 0 | 4.13646 | 10 | 150 | 72% | 23 | 142 | 0% | |
| 2,4-Dinitrotoluene | A | ug/L | 78.93742 | 76.6482348 | | 97.1 | 0 | 0 | 2.95184 | 10 | 150 | 79% | 57 | 128 | 0% | |
| 2,6-Dinitrotoluene | A | ug/L | 67.55602 | 65.5968954 | | 97.1 | 0 | 0 | 3.1072 | 10 | 150 | 68% | 50 | 118 | 0% | |
| 2-Chloronaphthalene | A | ug/L | 65.01096 | 63.1256422 | | 97.1 | 0 | 0 | 2.07794 | 10 | 150 | 65% | 40 | 116 | 0% | |
| 2-Chlorophenol | A | ug/L | 55.61849 | 54.0055538 | | 97.1 | 0 | 0 | 2.40808 | 10 | 150 | 56% | 38 | 117 | 0% | |
| 2-Methylnaphthalene | A | ug/L | 68.31762 | 66.3364090 | | 97.1 | 0 | 0 | 1.86432 | 10 | 150 | 68% | 40 | 121 | 0% | |
| 2-Nitroaniline | A | ug/L | 72.93882 | 70.8235942 | | 97.1 | 0 | 0 | 2.3304 | 10 | 150 | 73% | 55 | 127 | 0% | |
| 2-Nitrophenol | A | ug/L | 62.41596 | 60.6058972 | | 97.1 | 0 | 0 | 2.29156 | 10 | 150 | 62% | 47 | 123 | 0% | |
| 3,3'-Dichlorobenzidine | A | ug/L | 46.85054 | 45.4918743 | | 97.1 | 0 | 0 | 2.04881 | 10 | 150 | 47% | 27 | 129 | 0% | |
| 3-Nitroaniline | A | ug/L | 64.29193 | 62.4274640 | | 97.1 | 0 | 0 | 2.68967 | 10 | 150 | 64% | 41 | 128 | 0% | |
| 4,6-Dinitro-2-methylphenol | A | ug/L | 74.6025 | 72.4390275 | | 97.1 | 0 | 0 | 2.26243 | 10 | 150 | 75% | 44 | 137 | 0% | |
| 4-Bromophenyl phenyl ether | A | ug/L | 73.25895 | 71.1344405 | | 97.1 | 0 | 0 | 1.68954 | 10 | 150 | 73% | 55 | 124 | 0% | |
| 4-Chloro-2-methylphenol | A | ug/L | 66.60527 | 64.6737172 | | 97.1 | 0 | 0 | 1.5536 | 10 | 150 | 67% | 49 | 89 | 0% | |
| 4-Chloro-3-methylphenol | A | ug/L | 74.25214 | 72.0988279 | | 97.1 | 0 | 0 | 1.41766 | 10 | 150 | 74% | 52 | 119 | 0% | |
| 4-Chlorophenol | A | ug/L | 59.05625 | 57.3436188 | | 97.1 | 0 | 0 | 2.56344 | 10 | 150 | 59% | 41 | 81 | 0% | |
| 4-Chlorophenyl phenyl ether | A | ug/L | 74.34499 | 72.1889853 | | 97.1 | 0 | 0 | 1.97113 | 10 | 150 | 74% | 53 | 121 | 0% | |
| 4-Nitroaniline | A | ug/L | 72.61462 | 70.5087960 | | 97.1 | 0 | 0 | 1.58273 | 10 | 150 | 73% | 57 | 101 | 0% | |
| 4-Nitrophenol | A | ug/L | 31.76037 | 30.8393193 | | 97.1 | 0 | 0 | 2.4275 | 10 | 150 | 32% | 15 | 36 | 0% | |
| Acenaphthene | A | ug/L | 82.88261 | 80.4790143 | | 97.1 | 0 | 0 | 1.83519 | 10 | 150 | 83% | 47 | 122 | 0% | |
| Acenaphthylene | A | ug/L | 74.82739 | 72.6573957 | | 97.1 | 0 | 0 | 1.52447 | 10 | 150 | 75% | 41 | 130 | 0% | |
| Aniline | A | ug/L | 12.27749 | 11.9214428 | | 97.1 | 0 | 0 | 3.63154 | 10 | 150 | 12% | 24 | 60 | 0% | S |
| Anthracene | A | ug/L | 77.88107 | 75.622519 | | 97.1 | 0 | 0 | 1.19433 | 10 | 150 | 78% | 57 | 123 | 0% | |
| Azobenzene | A | ug/L | 66.16735 | 64.2484969 | | 97.1 | 0 | 0 | 1.05839 | 10 | 150 | 66% | 61 | 116 | 0% | |
| Benzidine | A | ug/L | 0 | 0 | | 97.1 | 0 | 0 | 6.52512 | 10 | 150 | 0% | 10 | 100 | 0% | S |
| Benzo(a)anthracene | A | ug/L | 84.8342 | 82.3740082 | | 97.1 | 0 | 0 | 0.831176 | 10 | 150 | 85% | 58 | 125 | 0% | |

| Seq No | Lab ID | Test Code | Sample Typ | File ID | Analysis Date | DF | Batch ID | Prep Date | SPKref | RPDref | pmoist | | | | | |
|-----------------------------|---------------|--------------|------------|------------|-----------------------|-------|----------|------------|----------|--------|--------|------|-----|------|------|---|
| 14960289 | B21121605-001 | SVOC-8270-W- | MS-DOD | SV5973N.I | sd12:12/30/2021 3:56: | 1 | 162392 | 12/21/2021 | 1E+07 | 0 | | | | | | |
| Analyte | T | Units | RAW | Final | Text | Spike | SPKref | RPDref | MDL | PQL | UQL | %REC | LOW | HIGH | %RPD | Q |
| Benzo(a)pyrene | A | ug/L | 82.38317 | 79.9940581 | | 97.1 | 0 | 0 | 1.20404 | 10 | 150 | 82% | 54 | 128 | 0% | |
| Benzo(b)fluoranthene | A | ug/L | 85.59396 | 83.1117352 | | 97.1 | 0 | 0 | 0.876813 | 10 | 150 | 86% | 53 | 131 | 0% | |
| Benzo(g,h,i)perylene | A | ug/L | 84.2992 | 81.8545232 | | 97.1 | 0 | 0 | 0.98071 | 10 | 150 | 84% | 50 | 134 | 0% | |
| Benzo(k)fluoranthene | A | ug/L | 77.44346 | 75.1975997 | | 97.1 | 0 | 0 | 0.94187 | 10 | 150 | 77% | 57 | 129 | 0% | |
| Benzoic acid | A | ug/L | 25.47676 | 24.737934 | | 97.1 | 0 | 0 | 1.46621 | 10 | 150 | 25% | 10 | 30 | 0% | |
| Benzyl alcohol | A | ug/L | 49.50874 | 48.0729865 | | 97.1 | 0 | 0 | 3.03923 | 10 | 150 | 50% | 31 | 112 | 0% | |
| bis(-2-chloroethoxy)Methane | A | ug/L | 59.13688 | 57.4219105 | | 97.1 | 0 | 0 | 1.32056 | 10 | 150 | 59% | 48 | 120 | 0% | |
| bis(-2-chloroethyl)Ether | A | ug/L | 54.59326 | 53.0100555 | | 97.1 | 0 | 0 | 2.49547 | 10 | 150 | 55% | 43 | 118 | 0% | |
| bis(2-chloroisopropyl)Ether | A | ug/L | 47.97617 | 46.5848611 | | 97.1 | 0 | 0 | 1.44679 | 10 | 150 | 48% | 37 | 130 | 0% | |
| bis(2-ethylhexyl)Phthalate | A | ug/L | 80.65355 | 78.3145971 | | 97.1 | 0 | 0 | 1.85461 | 10 | 150 | 81% | 55 | 135 | 0% | |
| Butylbenzylphthalate | A | ug/L | 80.79805 | 78.4549066 | | 97.1 | 0 | 0 | 1.52447 | 10 | 150 | 81% | 53 | 134 | 0% | |
| Carbazole | A | ug/L | 81.99187 | 79.6141058 | | 97.1 | 0 | 0 | 0.817582 | 10 | 150 | 82% | 60 | 122 | 0% | |
| Chrysene | A | ug/L | 81.28644 | 78.9291332 | | 97.1 | 0 | 0 | 1.13607 | 10 | 150 | 81% | 59 | 123 | 0% | |
| Di-n-butyl phthalate | A | ug/L | 81.39222 | 79.0318456 | | 97.1 | 0 | 0 | 0.904972 | 10 | 150 | 81% | 59 | 127 | 0% | |
| Di-n-octyl phthalate | A | ug/L | 81.52769 | 79.163387 | | 97.1 | 0 | 0 | 1.30114 | 10 | 150 | 82% | 51 | 140 | 0% | |
| Dibenzo(a,h)anthracene | A | ug/L | 80.84606 | 78.5015243 | | 97.1 | 0 | 0 | 1.13607 | 10 | 150 | 81% | 51 | 134 | 0% | |
| Dibenzofuran | A | ug/L | 79.73842 | 77.4260058 | | 97.1 | 0 | 0 | 1.68954 | 10 | 150 | 80% | 53 | 118 | 0% | |
| Diethyl phthalate | A | ug/L | 76.59167 | 74.3705116 | | 97.1 | 0 | 0 | 2.11678 | 10 | 150 | 77% | 56 | 125 | 0% | |
| Dimethyl phthalate | A | ug/L | 82.66922 | 80.2718126 | | 97.1 | 0 | 0 | 1.67012 | 10 | 150 | 83% | 45 | 127 | 0% | |
| Fluoranthene | A | ug/L | 80.40245 | 78.070779 | | 97.1 | 0 | 0 | 0.857393 | 10 | 150 | 80% | 57 | 128 | 0% | |
| Fluorene | A | ug/L | 79.13333 | 76.8384634 | | 97.1 | 0 | 0 | 1.76722 | 10 | 150 | 79% | 52 | 124 | 0% | |
| Hexachlorobenzene | A | ug/L | 74.60047 | 72.4370564 | | 97.1 | 0 | 0 | 1.29143 | 10 | 150 | 75% | 53 | 125 | 0% | |
| Hexachlorobutadiene | A | ug/L | 49.3269 | 47.8964199 | | 97.1 | 0 | 0 | 2.25272 | 10 | 150 | 49% | 22 | 124 | 0% | |
| Hexachlorocyclopentadiene | A | ug/L | 51.06641 | 49.5854841 | | 97.1 | 0 | 0 | 2.88387 | 10 | 150 | 51% | 39 | 91 | 0% | |
| Hexachloroethane | A | ug/L | 44.65018 | 43.3553248 | | 97.1 | 0 | 0 | 1.73809 | 10 | 150 | 45% | 21 | 115 | 0% | |
| Indeno(1,2,3-cd)pyrene | A | ug/L | 82.30563 | 79.9187667 | | 97.1 | 0 | 0 | 1.21375 | 10 | 150 | 82% | 52 | 134 | 0% | |
| Isophorone | A | ug/L | 66.27897 | 64.3568799 | | 97.1 | 0 | 0 | 1.62157 | 10 | 150 | 66% | 42 | 124 | 0% | |
| m+p-Cresols | A | ug/L | 59.30837 | 57.5884273 | | 97.1 | 0 | 0 | 1.72838 | 10 | 150 | 59% | 29 | 110 | 0% | |
| n-Nitroso-di-n-propylamine | A | ug/L | 63.69063 | 61.8436017 | | 97.1 | 0 | 0 | 1.49534 | 10 | 150 | 64% | 49 | 119 | 0% | |
| n-Nitrosodimethylamine | A | ug/L | 30.74313 | 29.8515792 | | 97.1 | 0 | 0 | 1.48563 | 10 | 150 | 31% | 20 | 45 | 0% | |
| n-Nitrosodiphenylamine | A | ug/L | 83.21595 | 80.8026875 | | 97.1 | 0 | 0 | 1.12636 | 10 | 150 | 83% | 51 | 123 | 0% | |
| Naphthalene | A | ug/L | 59.393 | 57.670603 | | 97.1 | 0 | 0 | 1.68954 | 10 | 150 | 59% | 40 | 121 | 0% | |
| Nitrobenzene | A | ug/L | 62.39201 | 60.5826417 | | 97.1 | 0 | 0 | 2.24301 | 10 | 150 | 62% | 45 | 121 | 0% | |
| o-Cresol | A | ug/L | 58.40633 | 56.7125464 | | 97.1 | 0 | 0 | 1.77693 | 10 | 150 | 58% | 30 | 117 | 0% | |
| p-Chloroaniline | A | ug/L | 43.81493 | 42.5442970 | | 97.1 | 0 | 0 | 1.47592 | 10 | 150 | 44% | 33 | 117 | 0% | |

| Seq No | Lab ID | Test Code | Sample Typ | File ID | Analysis Date | DF | Batch ID | Prep Date | SPKref | RPDref | pmoist | | | | | |
|------------------------|---------------|--------------|------------|------------|-----------------------|-------|----------|------------|----------|--------|--------|------|-----|------|------|---|
| 14960289 | B21121605-001 | SVOC-8270-W- | MS-DOD | SV5973N.I | sd12:12/30/2021 3:56: | 1 | 162392 | 12/21/2021 | 1E+07 | 0 | | | | | | |
| Analyte | T | Units | RAW | Final | Text | Spike | SPKref | RPDref | MDL | PQL | UQL | %REC | LOW | HIGH | %RPD | Q |
| Pentachlorophenol | A | ug/L | 91.38182 | 88.7317472 | | 97.1 | 0 | 0 | 4.11704 | 10 | 150 | 91% | 35 | 138 | 0% | |
| Phenanthrene | A | ug/L | 83.48616 | 81.0650614 | | 97.1 | 0 | 0 | 0.761264 | 10 | 150 | 83% | 59 | 120 | 0% | |
| Phenol | A | ug/L | 38.13327 | 37.0274052 | | 97.1 | 0 | 0 | 1.41766 | 10 | 150 | 38% | 37 | 75 | 0% | |
| Pyrene | A | ug/L | 78.11576 | 75.850403 | | 97.1 | 0 | 0 | 0.894291 | 10 | 150 | 78% | 57 | 126 | 0% | |
| Pyridine | A | ug/L | 11.01952 | 10.6999539 | | 97.1 | 0 | 0 | 3.12662 | 10 | 150 | 11% | 16 | 45 | 0% | S |
| Triallate | A | ug/L | 83.51733 | 81.0953274 | | 97.1 | 0 | 0 | 1.46621 | 10 | 150 | 84% | 59 | 105 | 0% | |
| 1,4-Dichlorobenzene-d4 | I | ug/L | 40 | 38.84 | | 0 | 0 | 0 | 0 | 10 | 150 | 0% | | | 0% | |
| Acenaphthene-d10 | I | ug/L | 40 | 38.84 | | 0 | 0 | 0 | 0 | 10 | 150 | 0% | | | 0% | |
| Chrysene-d12 | I | ug/L | 40 | 38.84 | | 0 | 0 | 0 | 0 | 10 | 150 | 0% | | | 0% | |
| Naphthalene-d8 | I | ug/L | 40 | 38.84 | | 0 | 0 | 0 | 0 | 10 | 150 | 0% | | | 0% | |
| Perylene-d12 | I | ug/L | 40 | 38.84 | | 0 | 0 | 0 | 0 | 10 | 150 | 0% | | | 0% | |
| Phenanthrene-d10 | I | ug/L | 40 | 38.84 | | 0 | 0 | 0 | 0 | 10 | 150 | 0% | | | 0% | |
| 2,4,6-Tribromophenol | S | ug/L | 172.37596 | 167.377057 | | 194.2 | 0 | 0 | 2.79648 | 10 | 0 | 86% | 43 | 140 | 0% | |
| 2-Fluorobiphenyl | S | ug/L | 55.25509 | 53.6526924 | | 97.1 | 0 | 0 | 0.703004 | 10 | 0 | 55% | 44 | 119 | 0% | |
| 2-Fluorophenol | S | ug/L | 71.45495 | 69.3827565 | | 194.2 | 0 | 0 | 3.41792 | 10 | 0 | 36% | 19 | 119 | 0% | |
| Nitrobenzene-d5 | S | ug/L | 55.10747 | 53.5093534 | | 97.1 | 0 | 0 | 2.27214 | 10 | 0 | 55% | 44 | 120 | 0% | |
| Phenol-d5 | S | ug/L | 67.15869 | 65.211088 | | 194.2 | 0 | 0 | 2.00026 | 10 | 0 | 34% | 10 | 65 | 0% | |
| Terphenyl-d14 | S | ug/L | 79.58988 | 77.2817735 | | 97.1 | 0 | 0 | 1.13607 | 10 | 0 | 80% | 50 | 134 | 0% | |
| 4-Chloroaniline | X | ug/L | 43.81493 | 42.5442970 | | 97.1 | 0 | 0 | 1.56331 | 10 | 150 | 44% | 33 | 117 | 0% | |
| o-Terphenyl | X | ug/L | 81.41024 | 79.0493430 | | 97.1 | 0 | 0 | 1.23317 | 10 | 150 | 81% | 40 | 140 | 0% | |

| Seq No | Lab ID | Test Code | Sample Typ | File ID | Analysis Date | DF | Batch ID | Prep Date | SPKref | RPDref | pmoist | | | | | |
|------------------------|---------------|-------------|------------|-----------|-----------------------|-------|----------|------------|--------|--------|--------|------|-----|------|------|---|
| 14960290 | B21121605-002 | SVOC-8270-W | SAMP | SV5973N.I | sd12:12/30/2021 4:29: | 1 | 162392 | 12/21/2021 | 0 | 0 | | | | | | |
| Analyte | T | Units | RAW | Final | Text | Spike | SPKref | RPDref | MDL | PQL | UQL | %REC | LOW | HIGH | %RPD | Q |
| 1,2,4-Trichlorobenzene | A | ug/L | 0 | 0 | | 0 | 0 | 0 | 1.881 | 10 | 150 | 0% | 0 | 0 | 0% | U |
| 1,2-Dichlorobenzene | A | ug/L | 0 | 0 | | 0 | 0 | 0 | 1.9503 | 10 | 150 | 0% | 0 | 0 | 0% | U |
| 1,3-Dichlorobenzene | A | ug/L | 0 | 0 | | 0 | 0 | 0 | 2.1087 | 10 | 150 | 0% | 0 | 0 | 0% | U |
| 1,4-Dichlorobenzene | A | ug/L | 0 | 0 | | 0 | 0 | 0 | 1.9998 | 10 | 150 | 0% | 0 | 0 | 0% | U |
| 1-Methylnaphthalene | A | ug/L | 0 | 0 | | 0 | 0 | 0 | 2.3661 | 10 | 150 | 0% | 0 | 0 | 0% | U |
| 2,4,5-Trichlorophenol | A | ug/L | 0 | 0 | | 0 | 0 | 0 | 2.2077 | 10 | 150 | 0% | 0 | 0 | 0% | U |
| 2,4,6-Trichlorophenol | A | ug/L | 0 | 0 | | 0 | 0 | 0 | 2.6136 | 10 | 150 | 0% | 0 | 0 | 0% | U |
| 2,4-Dichlorophenol | A | ug/L | 0 | 0 | | 0 | 0 | 0 | 1.6731 | 10 | 150 | 0% | 0 | 0 | 0% | U |
| 2,4-Dimethylphenol | A | ug/L | 0 | 0 | | 0 | 0 | 0 | 1.6731 | 10 | 150 | 0% | 0 | 0 | 0% | U |
| 2,4-Dinitrophenol | A | ug/L | 0 | 0 | | 0 | 0 | 0 | 4.2174 | 10 | 150 | 0% | 0 | 0 | 0% | U |

| Seq No | Lab ID | Test Code | Sample Typ | File ID | Analysis Date | DF | Batch ID | Prep Date | SPKref | RPDref | pmoist | | | | | |
|-----------------------------|---------------|-------------|------------|------------------|------------------|-------|----------|------------|---------|--------|--------|------|-----|------|------|---|
| 14960290 | B21121605-002 | SVOC-8270-W | SAMP | \\SV5973N.I\sd12 | 12/30/2021 4:29: | 1 | 162392 | 12/21/2021 | 0 | 0 | | | | | | |
| Analyte | T | Units | RAW | Final | Text | Spike | SPKref | RPDref | MDL | PQL | UQL | %REC | LOW | HIGH | %RPD | Q |
| 2,4-Dinitrotoluene | A | ug/L | 0 | 0 | | 0 | 0 | 0 | 3.0096 | 10 | 150 | 0% | 0 | 0 | 0% | U |
| 2,6-Dinitrotoluene | A | ug/L | 0 | 0 | | 0 | 0 | 0 | 3.168 | 10 | 150 | 0% | 0 | 0 | 0% | U |
| 2-Chloronaphthalene | A | ug/L | 0 | 0 | | 0 | 0 | 0 | 2.1186 | 10 | 150 | 0% | 0 | 0 | 0% | U |
| 2-Chlorophenol | A | ug/L | 0 | 0 | | 0 | 0 | 0 | 2.4552 | 10 | 150 | 0% | 0 | 0 | 0% | U |
| 2-Methylnaphthalene | A | ug/L | 0 | 0 | | 0 | 0 | 0 | 1.9008 | 10 | 150 | 0% | 0 | 0 | 0% | U |
| 2-Nitrophenol | A | ug/L | 0 | 0 | | 0 | 0 | 0 | 2.3364 | 10 | 150 | 0% | 0 | 0 | 0% | U |
| 3,3'-Dichlorobenzidine | A | ug/L | 0 | 0 | | 0 | 0 | 0 | 2.0889 | 10 | 150 | 0% | 0 | 0 | 0% | U |
| 4,6-Dinitro-2-methylphenol | A | ug/L | 0 | 0 | | 0 | 0 | 0 | 2.3067 | 10 | 150 | 0% | 0 | 0 | 0% | U |
| 4-Bromophenyl phenyl ether | A | ug/L | 0 | 0 | | 0 | 0 | 0 | 1.7226 | 10 | 150 | 0% | 0 | 0 | 0% | U |
| 4-Chloro-3-methylphenol | A | ug/L | 0 | 0 | | 0 | 0 | 0 | 1.4454 | 10 | 150 | 0% | 0 | 0 | 0% | U |
| 4-Chlorophenol | A | ug/L | 0 | 0 | | 0 | 0 | 0 | 2.6136 | 10 | 150 | 0% | 0 | 0 | 0% | U |
| 4-Chlorophenyl phenyl ether | A | ug/L | 0 | 0 | | 0 | 0 | 0 | 2.0097 | 10 | 150 | 0% | 0 | 0 | 0% | U |
| 4-Nitrophenol | A | ug/L | 0 | 0 | | 0 | 0 | 0 | 2.475 | 10 | 150 | 0% | 0 | 0 | 0% | U |
| Acenaphthene | A | ug/L | 0 | 0 | | 0 | 0 | 0 | 1.8711 | 10 | 150 | 0% | 0 | 0 | 0% | U |
| Acenaphthylene | A | ug/L | 0 | 0 | | 0 | 0 | 0 | 1.5543 | 10 | 150 | 0% | 0 | 0 | 0% | U |
| Anthracene | A | ug/L | 0 | 0 | | 0 | 0 | 0 | 1.2177 | 10 | 150 | 0% | 0 | 0 | 0% | U |
| Azobenzene | A | ug/L | 0 | 0 | | 0 | 0 | 0 | 1.0791 | 10 | 150 | 0% | 0 | 0 | 0% | U |
| Benzidine | A | ug/L | 0 | 0 | | 0 | 0 | 0 | 6.6528 | 10 | 150 | 0% | 0 | 0 | 0% | U |
| Benzo(a)anthracene | A | ug/L | 0 | 0 | | 0 | 0 | 0 | 0.84744 | 10 | 150 | 0% | 0 | 0 | 0% | U |
| Benzo(a)pyrene | A | ug/L | 0 | 0 | | 0 | 0 | 0 | 1.2276 | 10 | 150 | 0% | 0 | 0 | 0% | U |
| Benzo(b)fluoranthene | A | ug/L | 0 | 0 | | 0 | 0 | 0 | 0.89397 | 10 | 150 | 0% | 0 | 0 | 0% | U |
| Benzo(g,h,i)perylene | A | ug/L | 0 | 0 | | 0 | 0 | 0 | 0.9999 | 10 | 150 | 0% | 0 | 0 | 0% | U |
| Benzo(k)fluoranthene | A | ug/L | 0 | 0 | | 0 | 0 | 0 | 0.9603 | 10 | 150 | 0% | 0 | 0 | 0% | U |
| bis(-2-chloroethoxy)Methane | A | ug/L | 0 | 0 | | 0 | 0 | 0 | 1.3464 | 10 | 150 | 0% | 0 | 0 | 0% | U |
| bis(-2-chloroethyl)Ether | A | ug/L | 0 | 0 | | 0 | 0 | 0 | 2.5443 | 10 | 150 | 0% | 0 | 0 | 0% | U |
| bis(2-chloroisopropyl)Ether | A | ug/L | 0 | 0 | | 0 | 0 | 0 | 1.4751 | 10 | 150 | 0% | 0 | 0 | 0% | U |
| bis(2-ethylhexyl)Phthalate | A | ug/L | 54.69236 | 54.1454364 | | 0 | 0 | 0 | 1.8909 | 10 | 150 | 0% | 0 | 0 | 0% | U |
| Butylbenzylphthalate | A | ug/L | 0 | 0 | | 0 | 0 | 0 | 1.5543 | 10 | 150 | 0% | 0 | 0 | 0% | U |
| Chrysene | A | ug/L | 0 | 0 | | 0 | 0 | 0 | 1.1583 | 10 | 150 | 0% | 0 | 0 | 0% | U |
| Di-n-butyl phthalate | A | ug/L | 0 | 0 | | 0 | 0 | 0 | 0.92268 | 10 | 150 | 0% | 0 | 0 | 0% | U |
| Di-n-octyl phthalate | A | ug/L | 0 | 0 | | 0 | 0 | 0 | 1.3266 | 10 | 150 | 0% | 0 | 0 | 0% | U |
| Dibenzo(a,h)anthracene | A | ug/L | 0 | 0 | | 0 | 0 | 0 | 1.1583 | 10 | 150 | 0% | 0 | 0 | 0% | U |
| Diethyl phthalate | A | ug/L | 0 | 0 | | 0 | 0 | 0 | 2.1582 | 10 | 150 | 0% | 0 | 0 | 0% | U |
| Dimethyl phthalate | A | ug/L | 0 | 0 | | 0 | 0 | 0 | 1.7028 | 10 | 150 | 0% | 0 | 0 | 0% | U |
| Fluoranthene | A | ug/L | 0 | 0 | | 0 | 0 | 0 | 0.87417 | 10 | 150 | 0% | 0 | 0 | 0% | U |

| Seq No | Lab ID | Test Code | Sample Typ | File ID | Analysis Date | DF | Batch ID | Prep Date | SPKref | RPDref | pmoist | | | | | |
|------------------------------|---------------|-------------|------------|------------|-----------------------|-------|----------|------------|---------|--------|--------|------|-----|------|------|---|
| 14960290 | B21121605-002 | SVOC-8270-W | SAMP | SV5973N.I | sd12:12/30/2021 4:29: | 1 | 162392 | 12/21/2021 | 0 | 0 | | | | | | |
| Analyte | T | Units | RAW | Final | Text | Spike | SPKref | RPDref | MDL | PQL | UQL | %REC | LOW | HIGH | %RPD | Q |
| Fluorene | A | ug/L | 0 | 0 | | 0 | 0 | 0 | 1.8018 | 10 | 150 | 0% | 0 | 0 | 0% | U |
| Hexachlorobenzene | A | ug/L | 0 | 0 | | 0 | 0 | 0 | 1.3167 | 10 | 150 | 0% | 0 | 0 | 0% | U |
| Hexachlorobutadiene | A | ug/L | 0 | 0 | | 0 | 0 | 0 | 2.2968 | 10 | 150 | 0% | 0 | 0 | 0% | U |
| Hexachlorocyclopentadiene | A | ug/L | 0 | 0 | | 0 | 0 | 0 | 2.9403 | 10 | 150 | 0% | 0 | 0 | 0% | U |
| Hexachloroethane | A | ug/L | 0 | 0 | | 0 | 0 | 0 | 1.7721 | 10 | 150 | 0% | 0 | 0 | 0% | U |
| Indeno(1,2,3-cd)pyrene | A | ug/L | 0 | 0 | | 0 | 0 | 0 | 1.2375 | 10 | 150 | 0% | 0 | 0 | 0% | U |
| Isophorone | A | ug/L | 0 | 0 | | 0 | 0 | 0 | 1.6533 | 10 | 150 | 0% | 0 | 0 | 0% | U |
| m+p-Cresols | A | ug/L | 0 | 0 | | 0 | 0 | 0 | 1.7622 | 10 | 150 | 0% | 0 | 0 | 0% | U |
| n-Nitroso-di-n-propylamine | A | ug/L | 0 | 0 | | 0 | 0 | 0 | 1.5246 | 10 | 150 | 0% | 0 | 0 | 0% | U |
| n-Nitrosodimethylamine | A | ug/L | 0 | 0 | | 0 | 0 | 0 | 1.5147 | 10 | 150 | 0% | 0 | 0 | 0% | U |
| n-Nitrosodiphenylamine | A | ug/L | 0 | 0 | | 0 | 0 | 0 | 1.1484 | 10 | 150 | 0% | 0 | 0 | 0% | U |
| Naphthalene | A | ug/L | 0 | 0 | | 0 | 0 | 0 | 1.7226 | 10 | 150 | 0% | 0 | 0 | 0% | U |
| Nitrobenzene | A | ug/L | 0 | 0 | | 0 | 0 | 0 | 2.2869 | 10 | 150 | 0% | 0 | 0 | 0% | U |
| o-Cresol | A | ug/L | 0 | 0 | | 0 | 0 | 0 | 1.8117 | 10 | 150 | 0% | 0 | 0 | 0% | U |
| Pentachlorophenol | A | ug/L | 0 | 0 | | 0 | 0 | 0 | 4.1976 | 10 | 150 | 0% | 0 | 0 | 0% | U |
| Phenanthrene | A | ug/L | 0 | 0 | | 0 | 0 | 0 | 0.77616 | 10 | 150 | 0% | 0 | 0 | 0% | U |
| Phenol | A | ug/L | 0 | 0 | | 0 | 0 | 0 | 1.4454 | 10 | 150 | 0% | 0 | 0 | 0% | U |
| Pyrene | A | ug/L | 0 | 0 | | 0 | 0 | 0 | 0.91179 | 10 | 150 | 0% | 0 | 0 | 0% | U |
| Pyridine | A | ug/L | 0 | 0 | | 0 | 0 | 0 | 3.1878 | 10 | 150 | 0% | 0 | 0 | 0% | U |
| 1,4-Dichlorobenzene-d4 | I | ug/L | 40 | 39.6 | | 0 | 0 | 0 | 0 | 10 | 150 | 0% | 0 | 0 | 0% | |
| Acenaphthene-d10 | I | ug/L | 40 | 39.6 | | 0 | 0 | 0 | 0 | 10 | 150 | 0% | 0 | 0 | 0% | |
| Chrysene-d12 | I | ug/L | 40 | 39.6 | | 0 | 0 | 0 | 0 | 10 | 150 | 0% | 0 | 0 | 0% | |
| Naphthalene-d8 | I | ug/L | 40 | 39.6 | | 0 | 0 | 0 | 0 | 10 | 150 | 0% | 0 | 0 | 0% | |
| Perylene-d12 | I | ug/L | 40 | 39.6 | | 0 | 0 | 0 | 0 | 10 | 150 | 0% | 0 | 0 | 0% | |
| Phenanthrene-d10 | I | ug/L | 40 | 39.6 | | 0 | 0 | 0 | 0 | 10 | 150 | 0% | 0 | 0 | 0% | |
| 2,4,6-Tribromophenol | S | ug/L | 204.48653 | 202.441665 | | 198 | 0 | 0 | 2.8512 | 10 | | 102% | 43 | 140 | 0% | |
| 2-Fluorobiphenyl | S | ug/L | 61.94603 | 61.3265697 | | 99 | 0 | 0 | 0.71676 | 10 | | 62% | 44 | 119 | 0% | |
| 2-Fluorophenol | S | ug/L | 78.64907 | 77.8625793 | | 198 | 0 | 0 | 3.4848 | 10 | | 39% | 19 | 119 | 0% | |
| Nitrobenzene-d5 | S | ug/L | 60.31649 | 59.7133251 | | 99 | 0 | 0 | 2.3166 | 10 | | 60% | 44 | 120 | 0% | |
| Phenol-d5 | S | ug/L | 68.7191 | 68.031909 | | 198 | 0 | 0 | 2.0394 | 10 | | 34% | 10 | 65 | 0% | |
| Terphenyl-d14 | S | ug/L | 90.09507 | 89.1941193 | | 99 | 0 | 0 | 1.1583 | 10 | | 90% | 50 | 134 | 0% | |
| 2,2'-Oxybis(1-Chloropropane) | X | ug/L | 0 | 0 | | 0 | 0 | 0 | 1.4355 | 10 | 150 | 0% | 0 | 0 | 0% | U |
| 2-Nitroaniline | X | ug/L | 0 | 0 | | 0 | 0 | 0 | 2.376 | 10 | 150 | 0% | 0 | 0 | 0% | U |
| 3-Nitroaniline | X | ug/L | 0 | 0 | | 0 | 0 | 0 | 2.7423 | 10 | 150 | 0% | 0 | 0 | 0% | U |
| 4-Chloro-2-methylphenol | X | ug/L | 0 | 0 | | 0 | 0 | 0 | 1.584 | 10 | 150 | 0% | 0 | 0 | 0% | U |

| Seq No | Lab ID | Test Code | Sample Typ | File ID | Analysis Date | DF | Batch ID | Prep Date | SPKref | RPDref | pmoist | | | | | |
|-----------------|---------------|-------------|------------|------------------|------------------|-------|----------|------------|---------|--------|--------|------|-----|------|------|---|
| 14960290 | B21121605-002 | SVOC-8270-W | SAMP | \\SV5973N.I\sd12 | 12/30/2021 4:29: | 1 | 162392 | 12/21/2021 | 0 | 0 | | | | | | |
| Analyte | T | Units | RAW | Final | Text | Spike | SPKref | RPDref | MDL | PQL | UQL | %REC | LOW | HIGH | %RPD | Q |
| 4-Chloroaniline | X | ug/L | 0 | 0 | | 0 | 0 | 0 | 1.5939 | 10 | 150 | 0% | 0 | 0 | 0% | U |
| 4-Nitroaniline | X | ug/L | 0 | 0 | | 0 | 0 | 0 | 1.6137 | 10 | 150 | 0% | 0 | 0 | 0% | U |
| Carbazole | X | ug/L | 0 | 0 | | 0 | 0 | 0 | 0.83358 | 10 | 150 | 0% | 0 | 0 | 0% | U |
| Dibenzofuran | X | ug/L | 0 | 0 | | 0 | 0 | 0 | 1.7226 | 10 | 150 | 0% | 0 | 0 | 0% | U |
| p-Chloroaniline | X | ug/L | 0 | 0 | | 0 | 0 | 0 | 1.5048 | 10 | 150 | 0% | 0 | 0 | 0% | U |
| Triallate | X | ug/L | 0 | 0 | | 0 | 0 | 0 | 1.4949 | 10 | 150 | 0% | 0 | 0 | 0% | U |

| Seq No | Lab ID | Test Code | Sample Typ | File ID | Analysis Date | DF | Batch ID | Prep Date | SPKref | RPDref | pmoist | | | | | |
|-----------------------------|---------------|-------------|------------|------------------|------------------|-------|----------|------------|--------|--------|--------|------|-----|------|------|---|
| 14960291 | B21121605-003 | SVOC-8270-W | SAMP | \\SV5973N.I\sd12 | 12/30/2021 5:02: | 1 | 162392 | 12/21/2021 | 0 | 0 | | | | | | |
| Analyte | T | Units | RAW | Final | Text | Spike | SPKref | RPDref | MDL | PQL | UQL | %REC | LOW | HIGH | %RPD | Q |
| 1,2,4-Trichlorobenzene | A | ug/L | 0 | 0 | | 0 | 0 | 0 | 1.881 | 10 | 150 | 0% | 0 | 0 | 0% | U |
| 1,2-Dichlorobenzene | A | ug/L | 0 | 0 | | 0 | 0 | 0 | 1.9503 | 10 | 150 | 0% | 0 | 0 | 0% | U |
| 1,3-Dichlorobenzene | A | ug/L | 0 | 0 | | 0 | 0 | 0 | 2.1087 | 10 | 150 | 0% | 0 | 0 | 0% | U |
| 1,4-Dichlorobenzene | A | ug/L | 0 | 0 | | 0 | 0 | 0 | 1.9998 | 10 | 150 | 0% | 0 | 0 | 0% | U |
| 1-Methylnaphthalene | A | ug/L | 0 | 0 | | 0 | 0 | 0 | 2.3661 | 10 | 150 | 0% | 0 | 0 | 0% | U |
| 2,4,5-Trichlorophenol | A | ug/L | 0 | 0 | | 0 | 0 | 0 | 2.2077 | 10 | 150 | 0% | 0 | 0 | 0% | U |
| 2,4,6-Trichlorophenol | A | ug/L | 0 | 0 | | 0 | 0 | 0 | 2.6136 | 10 | 150 | 0% | 0 | 0 | 0% | U |
| 2,4-Dichlorophenol | A | ug/L | 0 | 0 | | 0 | 0 | 0 | 1.6731 | 10 | 150 | 0% | 0 | 0 | 0% | U |
| 2,4-Dimethylphenol | A | ug/L | 0 | 0 | | 0 | 0 | 0 | 1.6731 | 10 | 150 | 0% | 0 | 0 | 0% | U |
| 2,4-Dinitrophenol | A | ug/L | 0 | 0 | | 0 | 0 | 0 | 4.2174 | 10 | 150 | 0% | 0 | 0 | 0% | U |
| 2,4-Dinitrotoluene | A | ug/L | 0 | 0 | | 0 | 0 | 0 | 3.0096 | 10 | 150 | 0% | 0 | 0 | 0% | U |
| 2,6-Dinitrotoluene | A | ug/L | 0 | 0 | | 0 | 0 | 0 | 3.168 | 10 | 150 | 0% | 0 | 0 | 0% | U |
| 2-Chloronaphthalene | A | ug/L | 0 | 0 | | 0 | 0 | 0 | 2.1186 | 10 | 150 | 0% | 0 | 0 | 0% | U |
| 2-Chlorophenol | A | ug/L | 0 | 0 | | 0 | 0 | 0 | 2.4552 | 10 | 150 | 0% | 0 | 0 | 0% | U |
| 2-Methylnaphthalene | A | ug/L | 0 | 0 | | 0 | 0 | 0 | 1.9008 | 10 | 150 | 0% | 0 | 0 | 0% | U |
| 2-Nitrophenol | A | ug/L | 0 | 0 | | 0 | 0 | 0 | 2.3364 | 10 | 150 | 0% | 0 | 0 | 0% | U |
| 3,3'-Dichlorobenzidine | A | ug/L | 0 | 0 | | 0 | 0 | 0 | 2.0889 | 10 | 150 | 0% | 0 | 0 | 0% | U |
| 4,6-Dinitro-2-methylphenol | A | ug/L | 0 | 0 | | 0 | 0 | 0 | 2.3067 | 10 | 150 | 0% | 0 | 0 | 0% | U |
| 4-Bromophenyl phenyl ether | A | ug/L | 0 | 0 | | 0 | 0 | 0 | 1.7226 | 10 | 150 | 0% | 0 | 0 | 0% | U |
| 4-Chloro-3-methylphenol | A | ug/L | 0 | 0 | | 0 | 0 | 0 | 1.4454 | 10 | 150 | 0% | 0 | 0 | 0% | U |
| 4-Chlorophenol | A | ug/L | 0 | 0 | | 0 | 0 | 0 | 2.6136 | 10 | 150 | 0% | 0 | 0 | 0% | U |
| 4-Chlorophenyl phenyl ether | A | ug/L | 0 | 0 | | 0 | 0 | 0 | 2.0097 | 10 | 150 | 0% | 0 | 0 | 0% | U |
| 4-Nitrophenol | A | ug/L | 0 | 0 | | 0 | 0 | 0 | 2.475 | 10 | 150 | 0% | 0 | 0 | 0% | U |
| Acenaphthene | A | ug/L | 0 | 0 | | 0 | 0 | 0 | 1.8711 | 10 | 150 | 0% | 0 | 0 | 0% | U |

| Seq No | Lab ID | Test Code | Sample Typ | File ID | Analysis Date | DF | Batch ID | Prep Date | SPKref | RPDref | pmoist | | | | | |
|-----------------------------|---------------|-------------|------------|-----------|------------------|-------|----------|------------|---------|--------|--------|------|-----|------|------|---|
| 14960291 | B21121605-003 | SVOC-8270-W | SAMP | SV5973N.I | 12/30/2021 5:02: | 1 | 162392 | 12/21/2021 | 0 | 0 | | | | | | |
| Analyte | T | Units | RAW | Final | Text | Spike | SPKref | RPDref | MDL | PQL | UQL | %REC | LOW | HIGH | %RPD | Q |
| Acenaphthylene | A | ug/L | 0 | 0 | | 0 | 0 | 0 | 1.5543 | 10 | 150 | 0% | 0 | 0 | 0% | U |
| Anthracene | A | ug/L | 0 | 0 | | 0 | 0 | 0 | 1.2177 | 10 | 150 | 0% | 0 | 0 | 0% | U |
| Azobenzene | A | ug/L | 0 | 0 | | 0 | 0 | 0 | 1.0791 | 10 | 150 | 0% | 0 | 0 | 0% | U |
| Benzidine | A | ug/L | 0 | 0 | | 0 | 0 | 0 | 6.6528 | 10 | 150 | 0% | 0 | 0 | 0% | U |
| Benzo(a)anthracene | A | ug/L | 0 | 0 | | 0 | 0 | 0 | 0.84744 | 10 | 150 | 0% | 0 | 0 | 0% | U |
| Benzo(a)pyrene | A | ug/L | 0 | 0 | | 0 | 0 | 0 | 1.2276 | 10 | 150 | 0% | 0 | 0 | 0% | U |
| Benzo(b)fluoranthene | A | ug/L | 0 | 0 | | 0 | 0 | 0 | 0.89397 | 10 | 150 | 0% | 0 | 0 | 0% | U |
| Benzo(g,h,i)perylene | A | ug/L | 0 | 0 | | 0 | 0 | 0 | 0.9999 | 10 | 150 | 0% | 0 | 0 | 0% | U |
| Benzo(k)fluoranthene | A | ug/L | 0 | 0 | | 0 | 0 | 0 | 0.9603 | 10 | 150 | 0% | 0 | 0 | 0% | U |
| bis(-2-chloroethoxy)Methane | A | ug/L | 0 | 0 | | 0 | 0 | 0 | 1.3464 | 10 | 150 | 0% | 0 | 0 | 0% | U |
| bis(-2-chloroethyl)Ether | A | ug/L | 0 | 0 | | 0 | 0 | 0 | 2.5443 | 10 | 150 | 0% | 0 | 0 | 0% | U |
| bis(2-chloroisopropyl)Ether | A | ug/L | 0 | 0 | | 0 | 0 | 0 | 1.4751 | 10 | 150 | 0% | 0 | 0 | 0% | U |
| bis(2-ethylhexyl)Phthalate | A | ug/L | 119.348 | 118.15452 | | 0 | 0 | 0 | 1.8909 | 10 | 150 | 0% | 0 | 0 | 0% | U |
| Butylbenzylphthalate | A | ug/L | 0 | 0 | | 0 | 0 | 0 | 1.5543 | 10 | 150 | 0% | 0 | 0 | 0% | U |
| Chrysene | A | ug/L | 0 | 0 | | 0 | 0 | 0 | 1.1583 | 10 | 150 | 0% | 0 | 0 | 0% | U |
| Di-n-butyl phthalate | A | ug/L | 0 | 0 | | 0 | 0 | 0 | 0.92268 | 10 | 150 | 0% | 0 | 0 | 0% | U |
| Di-n-octyl phthalate | A | ug/L | 0 | 0 | | 0 | 0 | 0 | 1.3266 | 10 | 150 | 0% | 0 | 0 | 0% | U |
| Dibenzo(a,h)anthracene | A | ug/L | 0 | 0 | | 0 | 0 | 0 | 1.1583 | 10 | 150 | 0% | 0 | 0 | 0% | U |
| Diethyl phthalate | A | ug/L | 0 | 0 | | 0 | 0 | 0 | 2.1582 | 10 | 150 | 0% | 0 | 0 | 0% | U |
| Dimethyl phthalate | A | ug/L | 0 | 0 | | 0 | 0 | 0 | 1.7028 | 10 | 150 | 0% | 0 | 0 | 0% | U |
| Fluoranthene | A | ug/L | 0 | 0 | | 0 | 0 | 0 | 0.87417 | 10 | 150 | 0% | 0 | 0 | 0% | U |
| Fluorene | A | ug/L | 0 | 0 | | 0 | 0 | 0 | 1.8018 | 10 | 150 | 0% | 0 | 0 | 0% | U |
| Hexachlorobenzene | A | ug/L | 0 | 0 | | 0 | 0 | 0 | 1.3167 | 10 | 150 | 0% | 0 | 0 | 0% | U |
| Hexachlorobutadiene | A | ug/L | 0 | 0 | | 0 | 0 | 0 | 2.2968 | 10 | 150 | 0% | 0 | 0 | 0% | U |
| Hexachlorocyclopentadiene | A | ug/L | 0 | 0 | | 0 | 0 | 0 | 2.9403 | 10 | 150 | 0% | 0 | 0 | 0% | U |
| Hexachloroethane | A | ug/L | 0 | 0 | | 0 | 0 | 0 | 1.7721 | 10 | 150 | 0% | 0 | 0 | 0% | U |
| Indeno(1,2,3-cd)pyrene | A | ug/L | 0 | 0 | | 0 | 0 | 0 | 1.2375 | 10 | 150 | 0% | 0 | 0 | 0% | U |
| Isophorone | A | ug/L | 0 | 0 | | 0 | 0 | 0 | 1.6533 | 10 | 150 | 0% | 0 | 0 | 0% | U |
| m+p-Cresols | A | ug/L | 0 | 0 | | 0 | 0 | 0 | 1.7622 | 10 | 150 | 0% | 0 | 0 | 0% | U |
| n-Nitroso-di-n-propylamine | A | ug/L | 0 | 0 | | 0 | 0 | 0 | 1.5246 | 10 | 150 | 0% | 0 | 0 | 0% | U |
| n-Nitrosodimethylamine | A | ug/L | 0 | 0 | | 0 | 0 | 0 | 1.5147 | 10 | 150 | 0% | 0 | 0 | 0% | U |
| n-Nitrosodiphenylamine | A | ug/L | 0 | 0 | | 0 | 0 | 0 | 1.1484 | 10 | 150 | 0% | 0 | 0 | 0% | U |
| Naphthalene | A | ug/L | 0 | 0 | | 0 | 0 | 0 | 1.7226 | 10 | 150 | 0% | 0 | 0 | 0% | U |
| Nitrobenzene | A | ug/L | 0 | 0 | | 0 | 0 | 0 | 2.2869 | 10 | 150 | 0% | 0 | 0 | 0% | U |
| o-Cresol | A | ug/L | 0 | 0 | | 0 | 0 | 0 | 1.8117 | 10 | 150 | 0% | 0 | 0 | 0% | U |

| Seq No | Lab ID | Test Code | Sample Typ | File ID | Analysis Date | DF | Batch ID | Prep Date | SPKref | RPDref | pmoist | | | | | |
|------------------------------|---------------|-------------|------------|------------|-----------------------|-------|----------|------------|---------|--------|--------|------|-----|------|------|---|
| 14960291 | B21121605-003 | SVOC-8270-W | SAMP | SV5973N.I | sd12:12/30/2021 5:02: | 1 | 162392 | 12/21/2021 | 0 | 0 | | | | | | |
| Analyte | T | Units | RAW | Final | Text | Spike | SPKref | RPDref | MDL | PQL | UQL | %REC | LOW | HIGH | %RPD | Q |
| Pentachlorophenol | A | ug/L | 0 | 0 | | 0 | 0 | 0 | 4.1976 | 10 | 150 | 0% | 0 | 0 | 0% | U |
| Phenanthrene | A | ug/L | 0 | 0 | | 0 | 0 | 0 | 0.77616 | 10 | 150 | 0% | 0 | 0 | 0% | U |
| Phenol | A | ug/L | 0 | 0 | | 0 | 0 | 0 | 1.4454 | 10 | 150 | 0% | 0 | 0 | 0% | U |
| Pyrene | A | ug/L | 0 | 0 | | 0 | 0 | 0 | 0.91179 | 10 | 150 | 0% | 0 | 0 | 0% | U |
| Pyridine | A | ug/L | 0 | 0 | | 0 | 0 | 0 | 3.1878 | 10 | 150 | 0% | 0 | 0 | 0% | U |
| 1,4-Dichlorobenzene-d4 | I | ug/L | 40 | 39.6 | | 0 | 0 | 0 | 0 | 10 | 150 | 0% | 0 | 0 | 0% | |
| Acenaphthene-d10 | I | ug/L | 40 | 39.6 | | 0 | 0 | 0 | 0 | 10 | 150 | 0% | 0 | 0 | 0% | |
| Chrysene-d12 | I | ug/L | 40 | 39.6 | | 0 | 0 | 0 | 0 | 10 | 150 | 0% | 0 | 0 | 0% | |
| Naphthalene-d8 | I | ug/L | 40 | 39.6 | | 0 | 0 | 0 | 0 | 10 | 150 | 0% | 0 | 0 | 0% | |
| Perylene-d12 | I | ug/L | 40 | 39.6 | | 0 | 0 | 0 | 0 | 10 | 150 | 0% | 0 | 0 | 0% | |
| Phenanthrene-d10 | I | ug/L | 40 | 39.6 | | 0 | 0 | 0 | 0 | 10 | 150 | 0% | 0 | 0 | 0% | |
| 2,4,6-Tribromophenol | S | ug/L | 197.53256 | 195.557234 | | 198 | 0 | 0 | 2.8512 | 10 | | 99% | 43 | 140 | 0% | |
| 2-Fluorobiphenyl | S | ug/L | 62.12366 | 61.5024234 | | 99 | 0 | 0 | 0.71676 | 10 | | 62% | 44 | 119 | 0% | |
| 2-Fluorophenol | S | ug/L | 71.89871 | 71.1797229 | | 198 | 0 | 0 | 3.4848 | 10 | | 36% | 19 | 119 | 0% | |
| Nitrobenzene-d5 | S | ug/L | 57.14195 | 56.5705305 | | 99 | 0 | 0 | 2.3166 | 10 | | 57% | 44 | 120 | 0% | |
| Phenol-d5 | S | ug/L | 63.6487 | 63.012213 | | 198 | 0 | 0 | 2.0394 | 10 | | 32% | 10 | 65 | 0% | |
| Terphenyl-d14 | S | ug/L | 97.82298 | 96.8447502 | | 99 | 0 | 0 | 1.1583 | 10 | | 98% | 50 | 134 | 0% | |
| 2,2'-Oxybis(1-Chloropropane) | X | ug/L | 0 | 0 | | 0 | 0 | 0 | 1.4355 | 10 | 150 | 0% | 0 | 0 | 0% | U |
| 2-Nitroaniline | X | ug/L | 0 | 0 | | 0 | 0 | 0 | 2.376 | 10 | 150 | 0% | 0 | 0 | 0% | U |
| 3-Nitroaniline | X | ug/L | 0 | 0 | | 0 | 0 | 0 | 2.7423 | 10 | 150 | 0% | 0 | 0 | 0% | U |
| 4-Chloro-2-methylphenol | X | ug/L | 0 | 0 | | 0 | 0 | 0 | 1.584 | 10 | 150 | 0% | 0 | 0 | 0% | U |
| 4-Chloroaniline | X | ug/L | 0 | 0 | | 0 | 0 | 0 | 1.5939 | 10 | 150 | 0% | 0 | 0 | 0% | U |
| 4-Nitroaniline | X | ug/L | 0 | 0 | | 0 | 0 | 0 | 1.6137 | 10 | 150 | 0% | 0 | 0 | 0% | U |
| Carbazole | X | ug/L | 0 | 0 | | 0 | 0 | 0 | 0.83358 | 10 | 150 | 0% | 0 | 0 | 0% | U |
| Dibenzofuran | X | ug/L | 0 | 0 | | 0 | 0 | 0 | 1.7226 | 10 | 150 | 0% | 0 | 0 | 0% | U |
| p-Chloroaniline | X | ug/L | 0 | 0 | | 0 | 0 | 0 | 1.5048 | 10 | 150 | 0% | 0 | 0 | 0% | U |
| Triallate | X | ug/L | 0 | 0 | | 0 | 0 | 0 | 1.4949 | 10 | 150 | 0% | 0 | 0 | 0% | U |

| Seq No | Lab ID | Test Code | Sample Typ | File ID | Analysis Date | DF | Batch ID | Prep Date | SPKref | RPDref | pmoist | | | | | |
|------------------------|---------------|-------------|------------|-----------|-----------------------|-------|----------|------------|--------|--------|--------|------|-----|------|------|---|
| 14960292 | B21121606-001 | SVOC-8270-W | SAMP | SV5973N.I | sd12:12/30/2021 5:35: | 1 | 162392 | 12/21/2021 | 0 | 0 | | | | | | |
| Analyte | T | Units | RAW | Final | Text | Spike | SPKref | RPDref | MDL | PQL | UQL | %REC | LOW | HIGH | %RPD | Q |
| 1,2,4-Trichlorobenzene | A | ug/L | 0 | 0 | | 0 | 0 | 0 | 1.919 | 10 | 150 | 0% | 0 | 0 | 0% | |
| 1,2-Dichlorobenzene | A | ug/L | 0 | 0 | | 0 | 0 | 0 | 1.9897 | 10 | 150 | 0% | 0 | 0 | 0% | |
| 1,3-Dichlorobenzene | A | ug/L | 0 | 0 | | 0 | 0 | 0 | 2.1513 | 10 | 150 | 0% | 0 | 0 | 0% | |

| Seq No | Lab ID | Test Code | Sample Typ | File ID | Analysis Date | DF | Batch ID | Prep Date | SPKref | RPDref | pmoist | | | | | |
|-----------------------------|---------------|-------------|------------|-----------|------------------|-------|----------|------------|---------|--------|--------|------|-----|------|------|---|
| 14960292 | B21121606-001 | SVOC-8270-W | SAMP | SV5973N.I | 12/30/2021 5:35: | 1 | 162392 | 12/21/2021 | 0 | 0 | | | | | | |
| Analyte | T | Units | RAW | Final | Text | Spike | SPKref | RPDref | MDL | PQL | UQL | %REC | LOW | HIGH | %RPD | Q |
| 1,4-Dichlorobenzene | A | ug/L | 0 | 0 | | 0 | 0 | 0 | 2.0402 | 10 | 150 | 0% | 0 | 0 | 0% | |
| 1-Methylnaphthalene | A | ug/L | 0 | 0 | | 0 | 0 | 0 | 2.4139 | 10 | 150 | 0% | 0 | 0 | 0% | |
| 2,4,5-Trichlorophenol | A | ug/L | 0 | 0 | | 0 | 0 | 0 | 2.2523 | 10 | 150 | 0% | 0 | 0 | 0% | |
| 2,4,6-Trichlorophenol | A | ug/L | 0 | 0 | | 0 | 0 | 0 | 2.6664 | 10 | 150 | 0% | 0 | 0 | 0% | |
| 2,4-Dichlorophenol | A | ug/L | 0 | 0 | | 0 | 0 | 0 | 1.7069 | 10 | 150 | 0% | 0 | 0 | 0% | |
| 2,4-Dimethylphenol | A | ug/L | 0 | 0 | | 0 | 0 | 0 | 1.7069 | 10 | 150 | 0% | 0 | 0 | 0% | |
| 2,4-Dinitrophenol | A | ug/L | 0 | 0 | | 0 | 0 | 0 | 4.3026 | 10.1 | 150 | 0% | 0 | 0 | 0% | |
| 2,4-Dinitrotoluene | A | ug/L | 0 | 0 | | 0 | 0 | 0 | 3.0704 | 10 | 150 | 0% | 0 | 0 | 0% | |
| 2,6-Dinitrotoluene | A | ug/L | 0 | 0 | | 0 | 0 | 0 | 3.232 | 10 | 150 | 0% | 0 | 0 | 0% | |
| 2-Chloronaphthalene | A | ug/L | 0 | 0 | | 0 | 0 | 0 | 2.1614 | 10 | 150 | 0% | 0 | 0 | 0% | |
| 2-Chlorophenol | A | ug/L | 0 | 0 | | 0 | 0 | 0 | 2.5048 | 10 | 150 | 0% | 0 | 0 | 0% | |
| 2-Methylnaphthalene | A | ug/L | 0 | 0 | | 0 | 0 | 0 | 1.9392 | 10 | 150 | 0% | 0 | 0 | 0% | |
| 2-Nitrophenol | A | ug/L | 0 | 0 | | 0 | 0 | 0 | 2.3836 | 10 | 150 | 0% | 0 | 0 | 0% | |
| 3,3'-Dichlorobenzidine | A | ug/L | 0 | 0 | | 0 | 0 | 0 | 2.1311 | 10.1 | 150 | 0% | 0 | 0 | 0% | |
| 4,6-Dinitro-2-methylphenol | A | ug/L | 0 | 0 | | 0 | 0 | 0 | 2.3533 | 10.1 | 150 | 0% | 0 | 0 | 0% | |
| 4-Bromophenyl phenyl ether | A | ug/L | 0 | 0 | | 0 | 0 | 0 | 1.7574 | 10 | 150 | 0% | 0 | 0 | 0% | |
| 4-Chloro-3-methylphenol | A | ug/L | 0 | 0 | | 0 | 0 | 0 | 1.4746 | 10 | 150 | 0% | 0 | 0 | 0% | |
| 4-Chlorophenol | A | ug/L | 0 | 0 | | 0 | 0 | 0 | 2.6664 | 10 | 150 | 0% | 0 | 0 | 0% | |
| 4-Chlorophenyl phenyl ether | A | ug/L | 0 | 0 | | 0 | 0 | 0 | 2.0503 | 10 | 150 | 0% | 0 | 0 | 0% | |
| 4-Nitrophenol | A | ug/L | 0 | 0 | | 0 | 0 | 0 | 2.525 | 10.1 | 150 | 0% | 0 | 0 | 0% | |
| Acenaphthene | A | ug/L | 0 | 0 | | 0 | 0 | 0 | 1.9089 | 10 | 150 | 0% | 0 | 0 | 0% | |
| Acenaphthylene | A | ug/L | 0 | 0 | | 0 | 0 | 0 | 1.5857 | 10 | 150 | 0% | 0 | 0 | 0% | |
| Anthracene | A | ug/L | 0 | 0 | | 0 | 0 | 0 | 1.2423 | 10 | 150 | 0% | 0 | 0 | 0% | |
| Azobenzene | A | ug/L | 0 | 0 | | 0 | 0 | 0 | 1.1009 | 10 | 150 | 0% | 0 | 0 | 0% | |
| Benzidine | A | ug/L | 0 | 0 | | 0 | 0 | 0 | 6.7872 | 10.1 | 150 | 0% | 0 | 0 | 0% | |
| Benzo(a)anthracene | A | ug/L | 0 | 0 | | 0 | 0 | 0 | 0.86456 | 10 | 150 | 0% | 0 | 0 | 0% | |
| Benzo(a)pyrene | A | ug/L | 0 | 0 | | 0 | 0 | 0 | 1.2524 | 10 | 150 | 0% | 0 | 0 | 0% | |
| Benzo(b)fluoranthene | A | ug/L | 0 | 0 | | 0 | 0 | 0 | 0.91203 | 10 | 150 | 0% | 0 | 0 | 0% | |
| Benzo(g,h,i)perylene | A | ug/L | 0 | 0 | | 0 | 0 | 0 | 1.0201 | 10 | 150 | 0% | 0 | 0 | 0% | |
| Benzo(k)fluoranthene | A | ug/L | 0 | 0 | | 0 | 0 | 0 | 0.9797 | 10 | 150 | 0% | 0 | 0 | 0% | |
| bis(-2-chloroethoxy)Methane | A | ug/L | 0 | 0 | | 0 | 0 | 0 | 1.3736 | 10 | 150 | 0% | 0 | 0 | 0% | |
| bis(-2-chloroethyl)Ether | A | ug/L | 0 | 0 | | 0 | 0 | 0 | 2.5957 | 10 | 150 | 0% | 0 | 0 | 0% | |
| bis(2-chloroisopropyl)Ether | A | ug/L | 0 | 0 | | 0 | 0 | 0 | 1.5049 | 10 | 150 | 0% | 0 | 0 | 0% | |
| bis(2-ethylhexyl)Phthalate | A | ug/L | 0 | 0 | | 0 | 0 | 0 | 1.9291 | 10 | 150 | 0% | 0 | 0 | 0% | |
| Butylbenzylphthalate | A | ug/L | 0 | 0 | | 0 | 0 | 0 | 1.5857 | 10 | 150 | 0% | 0 | 0 | 0% | |

| Seq No | Lab ID | Test Code | Sample Typ | File ID | Analysis Date | DF | Batch ID | Prep Date | SPKref | RPDref | pmoist | | | | | |
|----------------------------|---------------|-------------|------------|------------------|------------------|-------|----------|------------|---------|--------|--------|------|-----|------|------|---|
| 14960292 | B21121606-001 | SVOC-8270-W | SAMP | \\SV5973N.I\sd12 | 12/30/2021 5:35: | 1 | 162392 | 12/21/2021 | 0 | 0 | | | | | | |
| Analyte | T | Units | RAW | Final | Text | Spike | SPKref | RPDref | MDL | PQL | UQL | %REC | LOW | HIGH | %RPD | Q |
| Chrysene | A | ug/L | 0 | 0 | | 0 | 0 | 0 | 1.1817 | 10 | 150 | 0% | 0 | 0 | 0% | |
| Di-n-butyl phthalate | A | ug/L | 0 | 0 | | 0 | 0 | 0 | 0.94132 | 10 | 150 | 0% | 0 | 0 | 0% | |
| Di-n-octyl phthalate | A | ug/L | 0 | 0 | | 0 | 0 | 0 | 1.3534 | 10 | 150 | 0% | 0 | 0 | 0% | |
| Dibenzo(a,h)anthracene | A | ug/L | 0 | 0 | | 0 | 0 | 0 | 1.1817 | 10 | 150 | 0% | 0 | 0 | 0% | |
| Diethyl phthalate | A | ug/L | 0 | 0 | | 0 | 0 | 0 | 2.2018 | 10 | 150 | 0% | 0 | 0 | 0% | |
| Dimethyl phthalate | A | ug/L | 0 | 0 | | 0 | 0 | 0 | 1.7372 | 10 | 150 | 0% | 0 | 0 | 0% | |
| Fluoranthene | A | ug/L | 0 | 0 | | 0 | 0 | 0 | 0.89183 | 10 | 150 | 0% | 0 | 0 | 0% | |
| Fluorene | A | ug/L | 0 | 0 | | 0 | 0 | 0 | 1.8382 | 10 | 150 | 0% | 0 | 0 | 0% | |
| Hexachlorobenzene | A | ug/L | 0 | 0 | | 0 | 0 | 0 | 1.3433 | 10 | 150 | 0% | 0 | 0 | 0% | |
| Hexachlorobutadiene | A | ug/L | 0 | 0 | | 0 | 0 | 0 | 2.3432 | 10 | 150 | 0% | 0 | 0 | 0% | |
| Hexachlorocyclopentadiene | A | ug/L | 0 | 0 | | 0 | 0 | 0 | 2.9997 | 10 | 150 | 0% | 0 | 0 | 0% | |
| Hexachloroethane | A | ug/L | 0 | 0 | | 0 | 0 | 0 | 1.8079 | 10 | 150 | 0% | 0 | 0 | 0% | |
| Indeno(1,2,3-cd)pyrene | A | ug/L | 0 | 0 | | 0 | 0 | 0 | 1.2625 | 10 | 150 | 0% | 0 | 0 | 0% | |
| Isophorone | A | ug/L | 0 | 0 | | 0 | 0 | 0 | 1.6867 | 10 | 150 | 0% | 0 | 0 | 0% | |
| m+p-Cresols | A | ug/L | 0 | 0 | | 0 | 0 | 0 | 1.7978 | 10 | 150 | 0% | 0 | 0 | 0% | |
| n-Nitroso-di-n-propylamine | A | ug/L | 0 | 0 | | 0 | 0 | 0 | 1.5554 | 10 | 150 | 0% | 0 | 0 | 0% | |
| n-Nitrosodimethylamine | A | ug/L | 0 | 0 | | 0 | 0 | 0 | 1.5453 | 10 | 150 | 0% | 0 | 0 | 0% | |
| n-Nitrosodiphenylamine | A | ug/L | 0 | 0 | | 0 | 0 | 0 | 1.1716 | 10 | 150 | 0% | 0 | 0 | 0% | |
| Naphthalene | A | ug/L | 0 | 0 | | 0 | 0 | 0 | 1.7574 | 10 | 150 | 0% | 0 | 0 | 0% | |
| Nitrobenzene | A | ug/L | 0 | 0 | | 0 | 0 | 0 | 2.3331 | 10 | 150 | 0% | 0 | 0 | 0% | |
| o-Cresol | A | ug/L | 0 | 0 | | 0 | 0 | 0 | 1.8483 | 10 | 150 | 0% | 0 | 0 | 0% | |
| Pentachlorophenol | A | ug/L | 0 | 0 | | 0 | 0 | 0 | 4.2824 | 10.1 | 150 | 0% | 0 | 0 | 0% | |
| Phenanthrene | A | ug/L | 0 | 0 | | 0 | 0 | 0 | 0.79184 | 10 | 150 | 0% | 0 | 0 | 0% | |
| Phenol | A | ug/L | 0 | 0 | | 0 | 0 | 0 | 1.4746 | 10 | 150 | 0% | 0 | 0 | 0% | |
| Pyrene | A | ug/L | 0 | 0 | | 0 | 0 | 0 | 0.93021 | 10 | 150 | 0% | 0 | 0 | 0% | |
| Pyridine | A | ug/L | 0 | 0 | | 0 | 0 | 0 | 3.2522 | 10 | 150 | 0% | 0 | 0 | 0% | |
| 1,4-Dichlorobenzene-d4 | I | ug/L | 40 | 40.4 | | 0 | 0 | 0 | 0 | 10 | 150 | 0% | 0 | 0 | 0% | |
| Acenaphthene-d10 | I | ug/L | 40 | 40.4 | | 0 | 0 | 0 | 0 | 10 | 150 | 0% | 0 | 0 | 0% | |
| Chrysene-d12 | I | ug/L | 40 | 40.4 | | 0 | 0 | 0 | 0 | 10 | 150 | 0% | 0 | 0 | 0% | |
| Naphthalene-d8 | I | ug/L | 40 | 40.4 | | 0 | 0 | 0 | 0 | 10 | 150 | 0% | 0 | 0 | 0% | |
| Perylene-d12 | I | ug/L | 40 | 40.4 | | 0 | 0 | 0 | 0 | 10 | 150 | 0% | 0 | 0 | 0% | |
| Phenanthrene-d10 | I | ug/L | 40 | 40.4 | | 0 | 0 | 0 | 0 | 10 | 150 | 0% | 0 | 0 | 0% | |
| 2,4,6-Tribromophenol | S | ug/L | 192.78675 | 194.714618 | | 202 | 0 | 0 | 2.9088 | 10 | | 96% | 43 | 140 | 0% | |
| 2-Fluorobiphenyl | S | ug/L | 57.94679 | 58.5262579 | | 101 | 0 | 0 | 0.73124 | 10 | | 58% | 44 | 119 | 0% | |
| 2-Fluorophenol | S | ug/L | 93.12341 | 94.0546441 | | 202 | 0 | 0 | 3.5552 | 10 | | 47% | 19 | 119 | 0% | |

| Seq No | Lab ID | Test Code | Sample Typ | File ID | Analysis Date | DF | Batch ID | Prep Date | SPKref | RPDref | pmoist | | | | | |
|------------------------------|---------------|-------------|------------|-----------------------------------|---------------|-------|----------|------------|---------|--------|--------|------|-----|------|------|---|
| 14960292 | B21121606-001 | SVOC-8270-W | SAMP | \\SV5973N.I\sd12:12/30/2021 5:35: | | 1 | 162392 | 12/21/2021 | 0 | 0 | | | | | | |
| Analyte | T | Units | RAW | Final | Text | Spike | SPKref | RPDref | MDL | PQL | UQL | %REC | LOW | HIGH | %RPD | Q |
| Nitrobenzene-d5 | S | ug/L | 52.50362 | 53.0286562 | | 101 | 0 | 0 | 2.3634 | 10 | | 53% | 44 | 120 | 0% | |
| Phenol-d5 | S | ug/L | 67.9802 | 68.660002 | | 202 | 0 | 0 | 2.0806 | 10 | | 34% | 10 | 65 | 0% | |
| Terphenyl-d14 | S | ug/L | 89.22257 | 90.1147957 | | 101 | 0 | 0 | 1.1817 | 10 | | 89% | 50 | 134 | 0% | |
| 2,2'-Oxybis(1-Chloropropane) | X | ug/L | 0 | 0 | | 0 | 0 | 0 | 1.4645 | 10 | 150 | 0% | 0 | 0 | 0% | |
| 2-Nitroaniline | X | ug/L | 0 | 0 | | 0 | 0 | 0 | 2.424 | 10 | 150 | 0% | 0 | 0 | 0% | |
| 3-Nitroaniline | X | ug/L | 0 | 0 | | 0 | 0 | 0 | 2.7977 | 10 | 150 | 0% | 0 | 0 | 0% | |
| 4-Chloro-2-methylphenol | X | ug/L | 0 | 0 | | 0 | 0 | 0 | 1.616 | 10 | 150 | 0% | 0 | 0 | 0% | |
| 4-Chloroaniline | X | ug/L | 0 | 0 | | 0 | 0 | 0 | 1.6261 | 10 | 150 | 0% | 0 | 0 | 0% | |
| 4-Nitroaniline | X | ug/L | 0 | 0 | | 0 | 0 | 0 | 1.6463 | 10 | 150 | 0% | 0 | 0 | 0% | |
| Carbazole | X | ug/L | 0 | 0 | | 0 | 0 | 0 | 0.85042 | 10 | 150 | 0% | 0 | 0 | 0% | |
| Dibenzofuran | X | ug/L | 0 | 0 | | 0 | 0 | 0 | 1.7574 | 10 | 150 | 0% | 0 | 0 | 0% | |
| p-Chloroaniline | X | ug/L | 0 | 0 | | 0 | 0 | 0 | 1.5352 | 10 | 150 | 0% | 0 | 0 | 0% | |
| Triallate | X | ug/L | 0 | 0 | | 0 | 0 | 0 | 1.5251 | 10 | 150 | 0% | 0 | 0 | 0% | |

| Seq No | Lab ID | Test Code | Sample Typ | File ID | Analysis Date | DF | Batch ID | Prep Date | SPKref | RPDref | pmoist | | | | | |
|------------------------|---------------|-------------|------------|-----------------------------------|---------------|-------|----------|------------|---------|--------|--------|------|-----|------|------|---|
| 14960293 | B21121606-002 | SVOC-8270-W | SAMP | \\SV5973N.I\sd12:12/30/2021 6:07: | | 1 | 162392 | 12/21/2021 | 0 | 0 | | | | | | |
| Analyte | T | Units | RAW | Final | Text | Spike | SPKref | RPDref | MDL | PQL | UQL | %REC | LOW | HIGH | %RPD | Q |
| 1,2,4-Trichlorobenzene | A | ug/L | 0 | 0 | | 0 | 0 | 0 | 1.8449 | 10 | 150 | 0% | 0 | 0 | 0% | |
| 1,2-Dichlorobenzene | A | ug/L | 0 | 0 | | 0 | 0 | 0 | 1.91287 | 10 | 150 | 0% | 0 | 0 | 0% | |
| 1,3-Dichlorobenzene | A | ug/L | 0 | 0 | | 0 | 0 | 0 | 2.06823 | 10 | 150 | 0% | 0 | 0 | 0% | |
| 1,4-Dichlorobenzene | A | ug/L | 0 | 0 | | 0 | 0 | 0 | 1.96142 | 10 | 150 | 0% | 0 | 0 | 0% | |
| 1-Methylnaphthalene | A | ug/L | 0 | 0 | | 0 | 0 | 0 | 2.32069 | 10 | 150 | 0% | 0 | 0 | 0% | |
| 2,4,5-Trichlorophenol | A | ug/L | 0 | 0 | | 0 | 0 | 0 | 2.16533 | 10 | 150 | 0% | 0 | 0 | 0% | |
| 2,4,6-Trichlorophenol | A | ug/L | 0 | 0 | | 0 | 0 | 0 | 2.56344 | 10 | 150 | 0% | 0 | 0 | 0% | |
| 2,4-Dichlorophenol | A | ug/L | 0 | 0 | | 0 | 0 | 0 | 1.64099 | 10 | 150 | 0% | 0 | 0 | 0% | |
| 2,4-Dimethylphenol | A | ug/L | 0 | 0 | | 0 | 0 | 0 | 1.64099 | 10 | 150 | 0% | 0 | 0 | 0% | |
| 2,4-Dinitrophenol | A | ug/L | 0 | 0 | | 0 | 0 | 0 | 4.13646 | 10 | 150 | 0% | 0 | 0 | 0% | |
| 2,4-Dinitrotoluene | A | ug/L | 0 | 0 | | 0 | 0 | 0 | 2.95184 | 10 | 150 | 0% | 0 | 0 | 0% | |
| 2,6-Dinitrotoluene | A | ug/L | 0 | 0 | | 0 | 0 | 0 | 3.1072 | 10 | 150 | 0% | 0 | 0 | 0% | |
| 2-Chloronaphthalene | A | ug/L | 0 | 0 | | 0 | 0 | 0 | 2.07794 | 10 | 150 | 0% | 0 | 0 | 0% | |
| 2-Chlorophenol | A | ug/L | 0 | 0 | | 0 | 0 | 0 | 2.40808 | 10 | 150 | 0% | 0 | 0 | 0% | |
| 2-Methylnaphthalene | A | ug/L | 0 | 0 | | 0 | 0 | 0 | 1.86432 | 10 | 150 | 0% | 0 | 0 | 0% | |
| 2-Nitrophenol | A | ug/L | 0 | 0 | | 0 | 0 | 0 | 2.29156 | 10 | 150 | 0% | 0 | 0 | 0% | |
| 3,3'-Dichlorobenzidine | A | ug/L | 0 | 0 | | 0 | 0 | 0 | 2.04881 | 10 | 150 | 0% | 0 | 0 | 0% | |

| Seq No | Lab ID | Test Code | Sample Typ | File ID | Analysis Date | DF | Batch ID | Prep Date | SPKref | RPDref | pmoist | | | | | |
|-----------------------------|---------------|-------------|------------|------------------|------------------|-------|----------|------------|----------|--------|--------|------|-----|------|------|---|
| 14960293 | B21121606-002 | SVOC-8270-W | SAMP | \\SV5973N.I\sd12 | 12/30/2021 6:07: | 1 | 162392 | 12/21/2021 | 0 | 0 | | | | | | |
| Analyte | T | Units | RAW | Final | Text | Spike | SPKref | RPDref | MDL | PQL | UQL | %REC | LOW | HIGH | %RPD | Q |
| 4,6-Dinitro-2-methylphenol | A | ug/L | 0 | 0 | | 0 | 0 | 0 | 2.26243 | 10 | 150 | 0% | 0 | 0 | 0% | |
| 4-Bromophenyl phenyl ether | A | ug/L | 0 | 0 | | 0 | 0 | 0 | 1.68954 | 10 | 150 | 0% | 0 | 0 | 0% | |
| 4-Chloro-3-methylphenol | A | ug/L | 0 | 0 | | 0 | 0 | 0 | 1.41766 | 10 | 150 | 0% | 0 | 0 | 0% | |
| 4-Chlorophenol | A | ug/L | 0 | 0 | | 0 | 0 | 0 | 2.56344 | 10 | 150 | 0% | 0 | 0 | 0% | |
| 4-Chlorophenyl phenyl ether | A | ug/L | 0 | 0 | | 0 | 0 | 0 | 1.97113 | 10 | 150 | 0% | 0 | 0 | 0% | |
| 4-Nitrophenol | A | ug/L | 0 | 0 | | 0 | 0 | 0 | 2.4275 | 10 | 150 | 0% | 0 | 0 | 0% | |
| Acenaphthene | A | ug/L | 0 | 0 | | 0 | 0 | 0 | 1.83519 | 10 | 150 | 0% | 0 | 0 | 0% | |
| Acenaphthylene | A | ug/L | 0 | 0 | | 0 | 0 | 0 | 1.52447 | 10 | 150 | 0% | 0 | 0 | 0% | |
| Anthracene | A | ug/L | 0 | 0 | | 0 | 0 | 0 | 1.19433 | 10 | 150 | 0% | 0 | 0 | 0% | |
| Azobenzene | A | ug/L | 0 | 0 | | 0 | 0 | 0 | 1.05839 | 10 | 150 | 0% | 0 | 0 | 0% | |
| Benzidine | A | ug/L | 0 | 0 | | 0 | 0 | 0 | 6.52512 | 10 | 150 | 0% | 0 | 0 | 0% | |
| Benzo(a)anthracene | A | ug/L | 0 | 0 | | 0 | 0 | 0 | 0.831176 | 10 | 150 | 0% | 0 | 0 | 0% | |
| Benzo(a)pyrene | A | ug/L | 0 | 0 | | 0 | 0 | 0 | 1.20404 | 10 | 150 | 0% | 0 | 0 | 0% | |
| Benzo(b)fluoranthene | A | ug/L | 0 | 0 | | 0 | 0 | 0 | 0.876813 | 10 | 150 | 0% | 0 | 0 | 0% | |
| Benzo(g,h,i)perylene | A | ug/L | 0 | 0 | | 0 | 0 | 0 | 0.98071 | 10 | 150 | 0% | 0 | 0 | 0% | |
| Benzo(k)fluoranthene | A | ug/L | 0 | 0 | | 0 | 0 | 0 | 0.94187 | 10 | 150 | 0% | 0 | 0 | 0% | |
| bis(-2-chloroethoxy)Methane | A | ug/L | 0 | 0 | | 0 | 0 | 0 | 1.32056 | 10 | 150 | 0% | 0 | 0 | 0% | |
| bis(-2-chloroethyl)Ether | A | ug/L | 0 | 0 | | 0 | 0 | 0 | 2.49547 | 10 | 150 | 0% | 0 | 0 | 0% | |
| bis(2-chloroisopropyl)Ether | A | ug/L | 0 | 0 | | 0 | 0 | 0 | 1.44679 | 10 | 150 | 0% | 0 | 0 | 0% | |
| bis(2-ethylhexyl)Phthalate | A | ug/L | 0 | 0 | | 0 | 0 | 0 | 1.85461 | 10 | 150 | 0% | 0 | 0 | 0% | |
| Butylbenzylphthalate | A | ug/L | 0 | 0 | | 0 | 0 | 0 | 1.52447 | 10 | 150 | 0% | 0 | 0 | 0% | |
| Chrysene | A | ug/L | 0 | 0 | | 0 | 0 | 0 | 1.13607 | 10 | 150 | 0% | 0 | 0 | 0% | |
| Di-n-butyl phthalate | A | ug/L | 0 | 0 | | 0 | 0 | 0 | 0.904972 | 10 | 150 | 0% | 0 | 0 | 0% | |
| Di-n-octyl phthalate | A | ug/L | 0 | 0 | | 0 | 0 | 0 | 1.30114 | 10 | 150 | 0% | 0 | 0 | 0% | |
| Dibenzo(a,h)anthracene | A | ug/L | 0 | 0 | | 0 | 0 | 0 | 1.13607 | 10 | 150 | 0% | 0 | 0 | 0% | |
| Diethyl phthalate | A | ug/L | 0 | 0 | | 0 | 0 | 0 | 2.11678 | 10 | 150 | 0% | 0 | 0 | 0% | |
| Dimethyl phthalate | A | ug/L | 0 | 0 | | 0 | 0 | 0 | 1.67012 | 10 | 150 | 0% | 0 | 0 | 0% | |
| Fluoranthene | A | ug/L | 0 | 0 | | 0 | 0 | 0 | 0.857393 | 10 | 150 | 0% | 0 | 0 | 0% | |
| Fluorene | A | ug/L | 0 | 0 | | 0 | 0 | 0 | 1.76722 | 10 | 150 | 0% | 0 | 0 | 0% | |
| Hexachlorobenzene | A | ug/L | 0 | 0 | | 0 | 0 | 0 | 1.29143 | 10 | 150 | 0% | 0 | 0 | 0% | |
| Hexachlorobutadiene | A | ug/L | 0 | 0 | | 0 | 0 | 0 | 2.25272 | 10 | 150 | 0% | 0 | 0 | 0% | |
| Hexachlorocyclopentadiene | A | ug/L | 0 | 0 | | 0 | 0 | 0 | 2.88387 | 10 | 150 | 0% | 0 | 0 | 0% | |
| Hexachloroethane | A | ug/L | 0 | 0 | | 0 | 0 | 0 | 1.73809 | 10 | 150 | 0% | 0 | 0 | 0% | |
| Indeno(1,2,3-cd)pyrene | A | ug/L | 0 | 0 | | 0 | 0 | 0 | 1.21375 | 10 | 150 | 0% | 0 | 0 | 0% | |
| Isophorone | A | ug/L | 0 | 0 | | 0 | 0 | 0 | 1.62157 | 10 | 150 | 0% | 0 | 0 | 0% | |

| Seq No | Lab ID | Test Code | Sample Typ | File ID | Analysis Date | DF | Batch ID | Prep Date | SPKref | RPDref | pmoist | | | | | |
|------------------------------|---------------|-------------|------------|------------|------------------|-------|----------|------------|----------|--------|--------|------|-----|------|------|---|
| 14960293 | B21121606-002 | SVOC-8270-W | SAMP | SV5973N.I | 12/30/2021 6:07: | 1 | 162392 | 12/21/2021 | 0 | 0 | | | | | | |
| Analyte | T | Units | RAW | Final | Text | Spike | SPKref | RPDref | MDL | PQL | UQL | %REC | LOW | HIGH | %RPD | Q |
| m+p-Cresols | A | ug/L | 0 | 0 | | 0 | 0 | 0 | 1.72838 | 10 | 150 | 0% | 0 | 0 | 0% | |
| n-Nitroso-di-n-propylamine | A | ug/L | 0 | 0 | | 0 | 0 | 0 | 1.49534 | 10 | 150 | 0% | 0 | 0 | 0% | |
| n-Nitrosodimethylamine | A | ug/L | 0 | 0 | | 0 | 0 | 0 | 1.48563 | 10 | 150 | 0% | 0 | 0 | 0% | |
| n-Nitrosodiphenylamine | A | ug/L | 0 | 0 | | 0 | 0 | 0 | 1.12636 | 10 | 150 | 0% | 0 | 0 | 0% | |
| Naphthalene | A | ug/L | 0 | 0 | | 0 | 0 | 0 | 1.68954 | 10 | 150 | 0% | 0 | 0 | 0% | |
| Nitrobenzene | A | ug/L | 0 | 0 | | 0 | 0 | 0 | 2.24301 | 10 | 150 | 0% | 0 | 0 | 0% | |
| o-Cresol | A | ug/L | 0 | 0 | | 0 | 0 | 0 | 1.77693 | 10 | 150 | 0% | 0 | 0 | 0% | |
| Pentachlorophenol | A | ug/L | 0 | 0 | | 0 | 0 | 0 | 4.11704 | 10 | 150 | 0% | 0 | 0 | 0% | |
| Phenanthrene | A | ug/L | 0 | 0 | | 0 | 0 | 0 | 0.761264 | 10 | 150 | 0% | 0 | 0 | 0% | |
| Phenol | A | ug/L | 0 | 0 | | 0 | 0 | 0 | 1.41766 | 10 | 150 | 0% | 0 | 0 | 0% | |
| Pyrene | A | ug/L | 0 | 0 | | 0 | 0 | 0 | 0.894291 | 10 | 150 | 0% | 0 | 0 | 0% | |
| Pyridine | A | ug/L | 0 | 0 | | 0 | 0 | 0 | 3.12662 | 10 | 150 | 0% | 0 | 0 | 0% | |
| 1,4-Dichlorobenzene-d4 | I | ug/L | 40 | 38.84 | | 0 | 0 | 0 | 0 | 10 | 150 | 0% | 0 | 0 | 0% | |
| Acenaphthene-d10 | I | ug/L | 40 | 38.84 | | 0 | 0 | 0 | 0 | 10 | 150 | 0% | 0 | 0 | 0% | |
| Chrysene-d12 | I | ug/L | 40 | 38.84 | | 0 | 0 | 0 | 0 | 10 | 150 | 0% | 0 | 0 | 0% | |
| Naphthalene-d8 | I | ug/L | 40 | 38.84 | | 0 | 0 | 0 | 0 | 10 | 150 | 0% | 0 | 0 | 0% | |
| Perylene-d12 | I | ug/L | 40 | 38.84 | | 0 | 0 | 0 | 0 | 10 | 150 | 0% | 0 | 0 | 0% | |
| Phenanthrene-d10 | I | ug/L | 40 | 38.84 | | 0 | 0 | 0 | 0 | 10 | 150 | 0% | 0 | 0 | 0% | |
| 2,4,6-Tribromophenol | S | ug/L | 151.15893 | 146.775321 | | 194.2 | 0 | 0 | 2.79648 | 10 | | 76% | 43 | 140 | 0% | |
| 2-Fluorobiphenyl | S | ug/L | 47.77028 | 46.3849419 | | 97.1 | 0 | 0 | 0.703004 | 10 | | 48% | 44 | 119 | 0% | |
| 2-Fluorophenol | S | ug/L | 70.47925 | 68.4353518 | | 194.2 | 0 | 0 | 3.41792 | 10 | | 35% | 19 | 119 | 0% | |
| Nitrobenzene-d5 | S | ug/L | 42.60596 | 41.3703872 | | 97.1 | 0 | 0 | 2.27214 | 10 | | 43% | 44 | 120 | 0% | S |
| Phenol-d5 | S | ug/L | 51.26682 | 49.7800822 | | 194.2 | 0 | 0 | 2.00026 | 10 | | 26% | 10 | 65 | 0% | |
| Terphenyl-d14 | S | ug/L | 81.50026 | 79.1367525 | | 97.1 | 0 | 0 | 1.13607 | 10 | | 82% | 50 | 134 | 0% | |
| 2,2'-Oxybis(1-Chloropropane) | X | ug/L | 0 | 0 | | 0 | 0 | 0 | 1.40795 | 10 | 150 | 0% | 0 | 0 | 0% | |
| 2-Nitroaniline | X | ug/L | 0 | 0 | | 0 | 0 | 0 | 2.3304 | 10 | 150 | 0% | 0 | 0 | 0% | |
| 3-Nitroaniline | X | ug/L | 0 | 0 | | 0 | 0 | 0 | 2.68967 | 10 | 150 | 0% | 0 | 0 | 0% | |
| 4-Chloro-2-methylphenol | X | ug/L | 0 | 0 | | 0 | 0 | 0 | 1.5536 | 10 | 150 | 0% | 0 | 0 | 0% | |
| 4-Chloroaniline | X | ug/L | 0 | 0 | | 0 | 0 | 0 | 1.56331 | 10 | 150 | 0% | 0 | 0 | 0% | |
| 4-Nitroaniline | X | ug/L | 0 | 0 | | 0 | 0 | 0 | 1.58273 | 10 | 150 | 0% | 0 | 0 | 0% | |
| Carbazole | X | ug/L | 0 | 0 | | 0 | 0 | 0 | 0.817582 | 10 | 150 | 0% | 0 | 0 | 0% | |
| Dibenzofuran | X | ug/L | 0 | 0 | | 0 | 0 | 0 | 1.68954 | 10 | 150 | 0% | 0 | 0 | 0% | |
| p-Chloroaniline | X | ug/L | 0 | 0 | | 0 | 0 | 0 | 1.47592 | 10 | 150 | 0% | 0 | 0 | 0% | |
| Triallate | X | ug/L | 0 | 0 | | 0 | 0 | 0 | 1.46621 | 10 | 150 | 0% | 0 | 0 | 0% | |

| Seq No | Lab ID | Test Code | Sample Typ | File ID | Analysis Date | DF | Batch ID | Prep Date | SPKref | RPDref | pmoist | | | | | |
|-----------------------------|---------------|-------------|------------|------------------|------------------|-------|----------|------------|----------|--------|--------|------|-----|------|------|---|
| 14960294 | B21121606-003 | SVOC-8270-W | SAMP | \\SV5973N.I\sd12 | 12/30/2021 6:40: | 1 | 162392 | 12/21/2021 | 0 | 0 | | | | | | |
| Analyte | T | Units | RAW | Final | Text | Spike | SPKref | RPDref | MDL | PQL | UQL | %REC | LOW | HIGH | %RPD | Q |
| 1,2,4-Trichlorobenzene | A | ug/L | 0 | 0 | | 0 | 0 | 0 | 1.8088 | 10 | 150 | 0% | 0 | 0 | 0% | |
| 1,2-Dichlorobenzene | A | ug/L | 0 | 0 | | 0 | 0 | 0 | 1.87544 | 10 | 150 | 0% | 0 | 0 | 0% | |
| 1,3-Dichlorobenzene | A | ug/L | 0 | 0 | | 0 | 0 | 0 | 2.02776 | 10 | 150 | 0% | 0 | 0 | 0% | |
| 1,4-Dichlorobenzene | A | ug/L | 0 | 0 | | 0 | 0 | 0 | 1.92304 | 10 | 150 | 0% | 0 | 0 | 0% | |
| 1-Methylnaphthalene | A | ug/L | 0 | 0 | | 0 | 0 | 0 | 2.27528 | 10 | 150 | 0% | 0 | 0 | 0% | |
| 2,4,5-Trichlorophenol | A | ug/L | 0 | 0 | | 0 | 0 | 0 | 2.12296 | 10 | 150 | 0% | 0 | 0 | 0% | |
| 2,4,6-Trichlorophenol | A | ug/L | 0 | 0 | | 0 | 0 | 0 | 2.51328 | 10 | 150 | 0% | 0 | 0 | 0% | |
| 2,4-Dichlorophenol | A | ug/L | 0 | 0 | | 0 | 0 | 0 | 1.60888 | 10 | 150 | 0% | 0 | 0 | 0% | |
| 2,4-Dimethylphenol | A | ug/L | 0 | 0 | | 0 | 0 | 0 | 1.60888 | 10 | 150 | 0% | 0 | 0 | 0% | |
| 2,4-Dinitrophenol | A | ug/L | 0 | 0 | | 0 | 0 | 0 | 4.05552 | 10 | 150 | 0% | 0 | 0 | 0% | |
| 2,4-Dinitrotoluene | A | ug/L | 0 | 0 | | 0 | 0 | 0 | 2.89408 | 10 | 150 | 0% | 0 | 0 | 0% | |
| 2,6-Dinitrotoluene | A | ug/L | 0 | 0 | | 0 | 0 | 0 | 3.0464 | 10 | 150 | 0% | 0 | 0 | 0% | |
| 2-Chloronaphthalene | A | ug/L | 0 | 0 | | 0 | 0 | 0 | 2.03728 | 10 | 150 | 0% | 0 | 0 | 0% | |
| 2-Chlorophenol | A | ug/L | 0 | 0 | | 0 | 0 | 0 | 2.36096 | 10 | 150 | 0% | 0 | 0 | 0% | |
| 2-Methylnaphthalene | A | ug/L | 0 | 0 | | 0 | 0 | 0 | 1.82784 | 10 | 150 | 0% | 0 | 0 | 0% | |
| 2-Nitrophenol | A | ug/L | 0 | 0 | | 0 | 0 | 0 | 2.24672 | 10 | 150 | 0% | 0 | 0 | 0% | |
| 3,3'-Dichlorobenzidine | A | ug/L | 0 | 0 | | 0 | 0 | 0 | 2.00872 | 10 | 150 | 0% | 0 | 0 | 0% | |
| 4,6-Dinitro-2-methylphenol | A | ug/L | 0 | 0 | | 0 | 0 | 0 | 2.21816 | 10 | 150 | 0% | 0 | 0 | 0% | |
| 4-Bromophenyl phenyl ether | A | ug/L | 0 | 0 | | 0 | 0 | 0 | 1.65648 | 10 | 150 | 0% | 0 | 0 | 0% | |
| 4-Chloro-3-methylphenol | A | ug/L | 0 | 0 | | 0 | 0 | 0 | 1.38992 | 10 | 150 | 0% | 0 | 0 | 0% | |
| 4-Chlorophenol | A | ug/L | 0 | 0 | | 0 | 0 | 0 | 2.51328 | 10 | 150 | 0% | 0 | 0 | 0% | |
| 4-Chlorophenyl phenyl ether | A | ug/L | 0 | 0 | | 0 | 0 | 0 | 1.93256 | 10 | 150 | 0% | 0 | 0 | 0% | |
| 4-Nitrophenol | A | ug/L | 0 | 0 | | 0 | 0 | 0 | 2.38 | 10 | 150 | 0% | 0 | 0 | 0% | |
| Acenaphthene | A | ug/L | 0 | 0 | | 0 | 0 | 0 | 1.79928 | 10 | 150 | 0% | 0 | 0 | 0% | |
| Acenaphthylene | A | ug/L | 0 | 0 | | 0 | 0 | 0 | 1.49464 | 10 | 150 | 0% | 0 | 0 | 0% | |
| Anthracene | A | ug/L | 0 | 0 | | 0 | 0 | 0 | 1.17096 | 10 | 150 | 0% | 0 | 0 | 0% | |
| Azobenzene | A | ug/L | 0 | 0 | | 0 | 0 | 0 | 1.03768 | 10 | 150 | 0% | 0 | 0 | 0% | |
| Benzidine | A | ug/L | 0 | 0 | | 0 | 0 | 0 | 6.39744 | 10 | 150 | 0% | 0 | 0 | 0% | |
| Benzo(a)anthracene | A | ug/L | 0 | 0 | | 0 | 0 | 0 | 0.814912 | 10 | 150 | 0% | 0 | 0 | 0% | |
| Benzo(a)pyrene | A | ug/L | 0 | 0 | | 0 | 0 | 0 | 1.18048 | 10 | 150 | 0% | 0 | 0 | 0% | |
| Benzo(b)fluoranthene | A | ug/L | 0 | 0 | | 0 | 0 | 0 | 0.859656 | 10 | 150 | 0% | 0 | 0 | 0% | |
| Benzo(g,h,i)perylene | A | ug/L | 0 | 0 | | 0 | 0 | 0 | 0.96152 | 10 | 150 | 0% | 0 | 0 | 0% | |
| Benzo(k)fluoranthene | A | ug/L | 0 | 0 | | 0 | 0 | 0 | 0.92344 | 10 | 150 | 0% | 0 | 0 | 0% | |
| bis(-2-chloroethoxy)Methane | A | ug/L | 0 | 0 | | 0 | 0 | 0 | 1.29472 | 10 | 150 | 0% | 0 | 0 | 0% | |
| bis(-2-chloroethyl)Ether | A | ug/L | 0 | 0 | | 0 | 0 | 0 | 2.44664 | 10 | 150 | 0% | 0 | 0 | 0% | |

| Seq No | Lab ID | Test Code | Sample Typ | File ID | Analysis Date | DF | Batch ID | Prep Date | SPKref | RPDref | pmoist | | | | | |
|-----------------------------|---------------|-------------|------------|-----------|-----------------------|-------|----------|------------|----------|--------|--------|------|-----|------|------|---|
| 14960294 | B21121606-003 | SVOC-8270-W | SAMP | SV5973N.I | sd12:12/30/2021 6:40: | 1 | 162392 | 12/21/2021 | 0 | 0 | | | | | | |
| Analyte | T | Units | RAW | Final | Text | Spike | SPKref | RPDref | MDL | PQL | UQL | %REC | LOW | HIGH | %RPD | Q |
| bis(2-chloroisopropyl)Ether | A | ug/L | 0 | 0 | | 0 | 0 | 0 | 1.41848 | 10 | 150 | 0% | 0 | 0 | 0% | |
| bis(2-ethylhexyl)Phthalate | A | ug/L | 0 | 0 | | 0 | 0 | 0 | 1.81832 | 10 | 150 | 0% | 0 | 0 | 0% | |
| Butylbenzylphthalate | A | ug/L | 0 | 0 | | 0 | 0 | 0 | 1.49464 | 10 | 150 | 0% | 0 | 0 | 0% | |
| Chrysene | A | ug/L | 0 | 0 | | 0 | 0 | 0 | 1.11384 | 10 | 150 | 0% | 0 | 0 | 0% | |
| Di-n-butyl phthalate | A | ug/L | 0 | 0 | | 0 | 0 | 0 | 0.887264 | 10 | 150 | 0% | 0 | 0 | 0% | |
| Di-n-octyl phthalate | A | ug/L | 0 | 0 | | 0 | 0 | 0 | 1.27568 | 10 | 150 | 0% | 0 | 0 | 0% | |
| Dibenzo(a,h)anthracene | A | ug/L | 0 | 0 | | 0 | 0 | 0 | 1.11384 | 10 | 150 | 0% | 0 | 0 | 0% | |
| Diethyl phthalate | A | ug/L | 0 | 0 | | 0 | 0 | 0 | 2.07536 | 10 | 150 | 0% | 0 | 0 | 0% | |
| Dimethyl phthalate | A | ug/L | 0 | 0 | | 0 | 0 | 0 | 1.63744 | 10 | 150 | 0% | 0 | 0 | 0% | |
| Fluoranthene | A | ug/L | 0 | 0 | | 0 | 0 | 0 | 0.840616 | 10 | 150 | 0% | 0 | 0 | 0% | |
| Fluorene | A | ug/L | 0 | 0 | | 0 | 0 | 0 | 1.73264 | 10 | 150 | 0% | 0 | 0 | 0% | |
| Hexachlorobenzene | A | ug/L | 0 | 0 | | 0 | 0 | 0 | 1.26616 | 10 | 150 | 0% | 0 | 0 | 0% | |
| Hexachlorobutadiene | A | ug/L | 0 | 0 | | 0 | 0 | 0 | 2.20864 | 10 | 150 | 0% | 0 | 0 | 0% | |
| Hexachlorocyclopentadiene | A | ug/L | 0 | 0 | | 0 | 0 | 0 | 2.82744 | 10 | 150 | 0% | 0 | 0 | 0% | |
| Hexachloroethane | A | ug/L | 0 | 0 | | 0 | 0 | 0 | 1.70408 | 10 | 150 | 0% | 0 | 0 | 0% | |
| Indeno(1,2,3-cd)pyrene | A | ug/L | 0 | 0 | | 0 | 0 | 0 | 1.19 | 10 | 150 | 0% | 0 | 0 | 0% | |
| Isophorone | A | ug/L | 0 | 0 | | 0 | 0 | 0 | 1.58984 | 10 | 150 | 0% | 0 | 0 | 0% | |
| m+p-Cresols | A | ug/L | 0 | 0 | | 0 | 0 | 0 | 1.69456 | 10 | 150 | 0% | 0 | 0 | 0% | |
| n-Nitroso-di-n-propylamine | A | ug/L | 0 | 0 | | 0 | 0 | 0 | 1.46608 | 10 | 150 | 0% | 0 | 0 | 0% | |
| n-Nitrosodimethylamine | A | ug/L | 0 | 0 | | 0 | 0 | 0 | 1.45656 | 10 | 150 | 0% | 0 | 0 | 0% | |
| n-Nitrosodiphenylamine | A | ug/L | 0 | 0 | | 0 | 0 | 0 | 1.10432 | 10 | 150 | 0% | 0 | 0 | 0% | |
| Naphthalene | A | ug/L | 0 | 0 | | 0 | 0 | 0 | 1.65648 | 10 | 150 | 0% | 0 | 0 | 0% | |
| Nitrobenzene | A | ug/L | 0 | 0 | | 0 | 0 | 0 | 2.19912 | 10 | 150 | 0% | 0 | 0 | 0% | |
| o-Cresol | A | ug/L | 0 | 0 | | 0 | 0 | 0 | 1.74216 | 10 | 150 | 0% | 0 | 0 | 0% | |
| Pentachlorophenol | A | ug/L | 0 | 0 | | 0 | 0 | 0 | 4.03648 | 10 | 150 | 0% | 0 | 0 | 0% | |
| Phenanthrene | A | ug/L | 0 | 0 | | 0 | 0 | 0 | 0.746368 | 10 | 150 | 0% | 0 | 0 | 0% | |
| Phenol | A | ug/L | 0 | 0 | | 0 | 0 | 0 | 1.38992 | 10 | 150 | 0% | 0 | 0 | 0% | |
| Pyrene | A | ug/L | 0 | 0 | | 0 | 0 | 0 | 0.876792 | 10 | 150 | 0% | 0 | 0 | 0% | |
| Pyridine | A | ug/L | 0 | 0 | | 0 | 0 | 0 | 3.06544 | 10 | 150 | 0% | 0 | 0 | 0% | |
| 1,4-Dichlorobenzene-d4 | I | ug/L | 40 | 38.08 | | 0 | 0 | 0 | 0 | 10 | 150 | 0% | 0 | 0 | 0% | |
| Acenaphthene-d10 | I | ug/L | 40 | 38.08 | | 0 | 0 | 0 | 0 | 10 | 150 | 0% | 0 | 0 | 0% | |
| Chrysene-d12 | I | ug/L | 40 | 38.08 | | 0 | 0 | 0 | 0 | 10 | 150 | 0% | 0 | 0 | 0% | |
| Naphthalene-d8 | I | ug/L | 40 | 38.08 | | 0 | 0 | 0 | 0 | 10 | 150 | 0% | 0 | 0 | 0% | |
| Perylene-d12 | I | ug/L | 40 | 38.08 | | 0 | 0 | 0 | 0 | 10 | 150 | 0% | 0 | 0 | 0% | |
| Phenanthrene-d10 | I | ug/L | 40 | 38.08 | | 0 | 0 | 0 | 0 | 10 | 150 | 0% | 0 | 0 | 0% | |

| Seq No | Lab ID | Test Code | Sample Typ | File ID | Analysis Date | DF | Batch ID | Prep Date | SPKref | RPDref | pmoist | | | | | |
|------------------------------|---------------|-------------|------------|------------|-----------------------|-------|----------|------------|----------|--------|--------|------|-----|------|------|---|
| 14960294 | B21121606-003 | SVOC-8270-W | SAMP | SV5973N.I | sd12:12/30/2021 6:40: | 1 | 162392 | 12/21/2021 | 0 | 0 | | | | | | |
| Analyte | T | Units | RAW | Final | Text | Spike | SPKref | RPDref | MDL | PQL | UQL | %REC | LOW | HIGH | %RPD | Q |
| 2,4,6-Tribromophenol | S | ug/L | 202.9411 | 193.199927 | | 190.4 | 0 | 0 | 2.74176 | 10 | | 101% | 43 | 140 | 0% | |
| 2-Fluorobiphenyl | S | ug/L | 60.23865 | 57.3471948 | | 95.2 | 0 | 0 | 0.689248 | 10 | | 60% | 44 | 119 | 0% | |
| 2-Fluorophenol | S | ug/L | 95.43781 | 90.8567951 | | 190.4 | 0 | 0 | 3.35104 | 10 | | 48% | 19 | 119 | 0% | |
| Nitrobenzene-d5 | S | ug/L | 54.20396 | 51.6021699 | | 95.2 | 0 | 0 | 2.22768 | 10 | | 54% | 44 | 120 | 0% | |
| Phenol-d5 | S | ug/L | 68.20619 | 64.9322929 | | 190.4 | 0 | 0 | 1.96112 | 10 | | 34% | 10 | 65 | 0% | |
| Terphenyl-d14 | S | ug/L | 98.3516 | 93.6307232 | | 95.2 | 0 | 0 | 1.11384 | 10 | | 98% | 50 | 134 | 0% | |
| 2,2'-Oxybis(1-Chloropropane) | X | ug/L | 0 | 0 | | 0 | 0 | 0 | 1.3804 | 10 | 150 | 0% | 0 | 0 | 0% | |
| 2-Nitroaniline | X | ug/L | 0 | 0 | | 0 | 0 | 0 | 2.2848 | 10 | 150 | 0% | 0 | 0 | 0% | |
| 3-Nitroaniline | X | ug/L | 0 | 0 | | 0 | 0 | 0 | 2.63704 | 10 | 150 | 0% | 0 | 0 | 0% | |
| 4-Chloro-2-methylphenol | X | ug/L | 0 | 0 | | 0 | 0 | 0 | 1.5232 | 10 | 150 | 0% | 0 | 0 | 0% | |
| 4-Chloroaniline | X | ug/L | 0 | 0 | | 0 | 0 | 0 | 1.53272 | 10 | 150 | 0% | 0 | 0 | 0% | |
| 4-Nitroaniline | X | ug/L | 0 | 0 | | 0 | 0 | 0 | 1.55176 | 10 | 150 | 0% | 0 | 0 | 0% | |
| Carbazole | X | ug/L | 0 | 0 | | 0 | 0 | 0 | 0.801584 | 10 | 150 | 0% | 0 | 0 | 0% | |
| Dibenzofuran | X | ug/L | 0 | 0 | | 0 | 0 | 0 | 1.65648 | 10 | 150 | 0% | 0 | 0 | 0% | |
| p-Chloroaniline | X | ug/L | 0 | 0 | | 0 | 0 | 0 | 1.44704 | 10 | 150 | 0% | 0 | 0 | 0% | |
| Triallate | X | ug/L | 0 | 0 | | 0 | 0 | 0 | 1.43752 | 10 | 150 | 0% | 0 | 0 | 0% | |

| Seq No | Lab ID | Test Code | Sample Typ | File ID | Analysis Date | DF | Batch ID | Prep Date | SPKref | RPDref | pmoist | | | | | |
|------------------------|---------------|-------------|------------|-----------|-----------------------|-------|----------|------------|--------|--------|--------|------|-----|------|------|---|
| 14960295 | B21121606-004 | SVOC-8270-W | SAMP | SV5973N.I | sd12:12/30/2021 7:13: | 1 | 162392 | 12/21/2021 | 0 | 0 | | | | | | |
| Analyte | T | Units | RAW | Final | Text | Spike | SPKref | RPDref | MDL | PQL | UQL | %REC | LOW | HIGH | %RPD | Q |
| 1,2,4-Trichlorobenzene | A | ug/L | 0 | 0 | | 0 | 0 | 0 | 2.185 | 10 | 150 | 0% | 0 | 0 | 0% | |
| 1,2-Dichlorobenzene | A | ug/L | 0 | 0 | | 0 | 0 | 0 | 2.2655 | 10 | 150 | 0% | 0 | 0 | 0% | |
| 1,3-Dichlorobenzene | A | ug/L | 0 | 0 | | 0 | 0 | 0 | 2.4495 | 10 | 150 | 0% | 0 | 0 | 0% | |
| 1,4-Dichlorobenzene | A | ug/L | 0 | 0 | | 0 | 0 | 0 | 2.323 | 10 | 150 | 0% | 0 | 0 | 0% | |
| 1-Methylnaphthalene | A | ug/L | 0 | 0 | | 0 | 0 | 0 | 2.7485 | 10 | 150 | 0% | 0 | 0 | 0% | |
| 2,4,5-Trichlorophenol | A | ug/L | 0 | 0 | | 0 | 0 | 0 | 2.5645 | 10 | 150 | 0% | 0 | 0 | 0% | |
| 2,4,6-Trichlorophenol | A | ug/L | 0 | 0 | | 0 | 0 | 0 | 3.036 | 10 | 150 | 0% | 0 | 0 | 0% | |
| 2,4-Dichlorophenol | A | ug/L | 0 | 0 | | 0 | 0 | 0 | 1.9435 | 10 | 150 | 0% | 0 | 0 | 0% | |
| 2,4-Dimethylphenol | A | ug/L | 0 | 0 | | 0 | 0 | 0 | 1.9435 | 10 | 150 | 0% | 0 | 0 | 0% | |
| 2,4-Dinitrophenol | A | ug/L | 0 | 0 | | 0 | 0 | 0 | 4.899 | 11.5 | 150 | 0% | 0 | 0 | 0% | |
| 2,4-Dinitrotoluene | A | ug/L | 0 | 0 | | 0 | 0 | 0 | 3.496 | 10 | 150 | 0% | 0 | 0 | 0% | |
| 2,6-Dinitrotoluene | A | ug/L | 0 | 0 | | 0 | 0 | 0 | 3.68 | 10 | 150 | 0% | 0 | 0 | 0% | |
| 2-Chloronaphthalene | A | ug/L | 0 | 0 | | 0 | 0 | 0 | 2.461 | 10 | 150 | 0% | 0 | 0 | 0% | |
| 2-Chlorophenol | A | ug/L | 0 | 0 | | 0 | 0 | 0 | 2.852 | 10 | 150 | 0% | 0 | 0 | 0% | |

| Seq No | Lab ID | Test Code | Sample Typ | File ID | Analysis Date | DF | Batch ID | Prep Date | SPKref | RPDref | pmoist | | | | | |
|-----------------------------|---------------|-------------|------------|-----------|-----------------------|-------|----------|------------|---------|--------|--------|------|-----|------|------|---|
| 14960295 | B21121606-004 | SVOC-8270-W | SAMP | SV5973N.I | sd12:12/30/2021 7:13: | 1 | 162392 | 12/21/2021 | 0 | 0 | | | | | | |
| Analyte | T | Units | RAW | Final | Text | Spike | SPKref | RPDref | MDL | PQL | UQL | %REC | LOW | HIGH | %RPD | Q |
| 2-Methylnaphthalene | A | ug/L | 0 | 0 | | 0 | 0 | 0 | 2.208 | 10 | 150 | 0% | 0 | 0 | 0% | |
| 2-Nitrophenol | A | ug/L | 0 | 0 | | 0 | 0 | 0 | 2.714 | 10 | 150 | 0% | 0 | 0 | 0% | |
| 3,3'-Dichlorobenzidine | A | ug/L | 0 | 0 | | 0 | 0 | 0 | 2.4265 | 11.5 | 150 | 0% | 0 | 0 | 0% | |
| 4,6-Dinitro-2-methylphenol | A | ug/L | 0 | 0 | | 0 | 0 | 0 | 2.6795 | 11.5 | 150 | 0% | 0 | 0 | 0% | |
| 4-Bromophenyl phenyl ether | A | ug/L | 0 | 0 | | 0 | 0 | 0 | 2.001 | 10 | 150 | 0% | 0 | 0 | 0% | |
| 4-Chloro-3-methylphenol | A | ug/L | 0 | 0 | | 0 | 0 | 0 | 1.679 | 10 | 150 | 0% | 0 | 0 | 0% | |
| 4-Chlorophenol | A | ug/L | 0 | 0 | | 0 | 0 | 0 | 3.036 | 10 | 150 | 0% | 0 | 0 | 0% | |
| 4-Chlorophenyl phenyl ether | A | ug/L | 0 | 0 | | 0 | 0 | 0 | 2.3345 | 10 | 150 | 0% | 0 | 0 | 0% | |
| 4-Nitrophenol | A | ug/L | 0 | 0 | | 0 | 0 | 0 | 2.875 | 11.5 | 150 | 0% | 0 | 0 | 0% | |
| Acenaphthene | A | ug/L | 0 | 0 | | 0 | 0 | 0 | 2.1735 | 10 | 150 | 0% | 0 | 0 | 0% | |
| Acenaphthylene | A | ug/L | 0 | 0 | | 0 | 0 | 0 | 1.8055 | 10 | 150 | 0% | 0 | 0 | 0% | |
| Anthracene | A | ug/L | 0 | 0 | | 0 | 0 | 0 | 1.4145 | 10 | 150 | 0% | 0 | 0 | 0% | |
| Azobenzene | A | ug/L | 0 | 0 | | 0 | 0 | 0 | 1.2535 | 10 | 150 | 0% | 0 | 0 | 0% | |
| Benzidine | A | ug/L | 0 | 0 | | 0 | 0 | 0 | 7.728 | 11.5 | 150 | 0% | 0 | 0 | 0% | |
| Benzo(a)anthracene | A | ug/L | 0 | 0 | | 0 | 0 | 0 | 0.9844 | 10 | 150 | 0% | 0 | 0 | 0% | |
| Benzo(a)pyrene | A | ug/L | 0 | 0 | | 0 | 0 | 0 | 1.426 | 10 | 150 | 0% | 0 | 0 | 0% | |
| Benzo(b)fluoranthene | A | ug/L | 0 | 0 | | 0 | 0 | 0 | 1.03845 | 10 | 150 | 0% | 0 | 0 | 0% | |
| Benzo(g,h,i)perylene | A | ug/L | 0 | 0 | | 0 | 0 | 0 | 1.1615 | 10 | 150 | 0% | 0 | 0 | 0% | |
| Benzo(k)fluoranthene | A | ug/L | 0 | 0 | | 0 | 0 | 0 | 1.1155 | 10 | 150 | 0% | 0 | 0 | 0% | |
| bis(-2-chloroethoxy)Methane | A | ug/L | 0 | 0 | | 0 | 0 | 0 | 1.564 | 10 | 150 | 0% | 0 | 0 | 0% | |
| bis(-2-chloroethyl)Ether | A | ug/L | 0 | 0 | | 0 | 0 | 0 | 2.9555 | 10 | 150 | 0% | 0 | 0 | 0% | |
| bis(2-chloroisopropyl)Ether | A | ug/L | 0 | 0 | | 0 | 0 | 0 | 1.7135 | 10 | 150 | 0% | 0 | 0 | 0% | |
| bis(2-ethylhexyl)Phthalate | A | ug/L | 0 | 0 | | 0 | 0 | 0 | 2.1965 | 10 | 150 | 0% | 0 | 0 | 0% | |
| Butylbenzylphthalate | A | ug/L | 0 | 0 | | 0 | 0 | 0 | 1.8055 | 10 | 150 | 0% | 0 | 0 | 0% | |
| Chrysene | A | ug/L | 0 | 0 | | 0 | 0 | 0 | 1.3455 | 10 | 150 | 0% | 0 | 0 | 0% | |
| Di-n-butyl phthalate | A | ug/L | 0 | 0 | | 0 | 0 | 0 | 1.0718 | 10 | 150 | 0% | 0 | 0 | 0% | |
| Di-n-octyl phthalate | A | ug/L | 0 | 0 | | 0 | 0 | 0 | 1.541 | 10 | 150 | 0% | 0 | 0 | 0% | |
| Dibenzo(a,h)anthracene | A | ug/L | 0 | 0 | | 0 | 0 | 0 | 1.3455 | 10 | 150 | 0% | 0 | 0 | 0% | |
| Diethyl phthalate | A | ug/L | 0 | 0 | | 0 | 0 | 0 | 2.507 | 10 | 150 | 0% | 0 | 0 | 0% | |
| Dimethyl phthalate | A | ug/L | 0 | 0 | | 0 | 0 | 0 | 1.978 | 10 | 150 | 0% | 0 | 0 | 0% | |
| Fluoranthene | A | ug/L | 0 | 0 | | 0 | 0 | 0 | 1.01545 | 10 | 150 | 0% | 0 | 0 | 0% | |
| Fluorene | A | ug/L | 0 | 0 | | 0 | 0 | 0 | 2.093 | 10 | 150 | 0% | 0 | 0 | 0% | |
| Hexachlorobenzene | A | ug/L | 0 | 0 | | 0 | 0 | 0 | 1.5295 | 10 | 150 | 0% | 0 | 0 | 0% | |
| Hexachlorobutadiene | A | ug/L | 0 | 0 | | 0 | 0 | 0 | 2.668 | 10 | 150 | 0% | 0 | 0 | 0% | |
| Hexachlorocyclopentadiene | A | ug/L | 0 | 0 | | 0 | 0 | 0 | 3.4155 | 10 | 150 | 0% | 0 | 0 | 0% | |

| Seq No | Lab ID | Test Code | Sample Typ | File ID | Analysis Date | DF | Batch ID | Prep Date | SPKref | RPDref | pmoist | | | | | |
|------------------------------|---------------|-------------|------------|------------|-----------------------|-------|----------|------------|---------|--------|--------|------|-----|------|------|---|
| 14960295 | B21121606-004 | SVOC-8270-W | SAMP | SV5973N.I | sd12:12/30/2021 7:13: | 1 | 162392 | 12/21/2021 | 0 | 0 | | | | | | |
| Analyte | T | Units | RAW | Final | Text | Spike | SPKref | RPDref | MDL | PQL | UQL | %REC | LOW | HIGH | %RPD | Q |
| Hexachloroethane | A | ug/L | 0 | 0 | | 0 | 0 | 0 | 2.0585 | 10 | 150 | 0% | 0 | 0 | 0% | |
| Indeno(1,2,3-cd)pyrene | A | ug/L | 0 | 0 | | 0 | 0 | 0 | 1.4375 | 10 | 150 | 0% | 0 | 0 | 0% | |
| Isophorone | A | ug/L | 0 | 0 | | 0 | 0 | 0 | 1.9205 | 10 | 150 | 0% | 0 | 0 | 0% | |
| m+p-Cresols | A | ug/L | 0 | 0 | | 0 | 0 | 0 | 2.047 | 10 | 150 | 0% | 0 | 0 | 0% | |
| n-Nitroso-di-n-propylamine | A | ug/L | 0 | 0 | | 0 | 0 | 0 | 1.771 | 10 | 150 | 0% | 0 | 0 | 0% | |
| n-Nitrosodimethylamine | A | ug/L | 0 | 0 | | 0 | 0 | 0 | 1.7595 | 10 | 150 | 0% | 0 | 0 | 0% | |
| n-Nitrosodiphenylamine | A | ug/L | 0 | 0 | | 0 | 0 | 0 | 1.334 | 10 | 150 | 0% | 0 | 0 | 0% | |
| Naphthalene | A | ug/L | 0 | 0 | | 0 | 0 | 0 | 2.001 | 10 | 150 | 0% | 0 | 0 | 0% | |
| Nitrobenzene | A | ug/L | 0 | 0 | | 0 | 0 | 0 | 2.6565 | 10 | 150 | 0% | 0 | 0 | 0% | |
| o-Cresol | A | ug/L | 0 | 0 | | 0 | 0 | 0 | 2.1045 | 10 | 150 | 0% | 0 | 0 | 0% | |
| Pentachlorophenol | A | ug/L | 0 | 0 | | 0 | 0 | 0 | 4.876 | 11.5 | 150 | 0% | 0 | 0 | 0% | |
| Phenanthrene | A | ug/L | 0 | 0 | | 0 | 0 | 0 | 0.9016 | 10 | 150 | 0% | 0 | 0 | 0% | |
| Phenol | A | ug/L | 0 | 0 | | 0 | 0 | 0 | 1.679 | 10 | 150 | 0% | 0 | 0 | 0% | |
| Pyrene | A | ug/L | 0 | 0 | | 0 | 0 | 0 | 1.05915 | 10 | 150 | 0% | 0 | 0 | 0% | |
| Pyridine | A | ug/L | 0 | 0 | | 0 | 0 | 0 | 3.703 | 10 | 150 | 0% | 0 | 0 | 0% | |
| 1,4-Dichlorobenzene-d4 | I | ug/L | 40 | 46 | | 0 | 0 | 0 | 0 | 10 | 150 | 0% | 0 | 0 | 0% | |
| Acenaphthene-d10 | I | ug/L | 40 | 46 | | 0 | 0 | 0 | 0 | 10 | 150 | 0% | 0 | 0 | 0% | |
| Chrysene-d12 | I | ug/L | 40 | 46 | | 0 | 0 | 0 | 0 | 10 | 150 | 0% | 0 | 0 | 0% | |
| Naphthalene-d8 | I | ug/L | 40 | 46 | | 0 | 0 | 0 | 0 | 10 | 150 | 0% | 0 | 0 | 0% | |
| Perylene-d12 | I | ug/L | 40 | 46 | | 0 | 0 | 0 | 0 | 10 | 150 | 0% | 0 | 0 | 0% | |
| Phenanthrene-d10 | I | ug/L | 40 | 46 | | 0 | 0 | 0 | 0 | 10 | 150 | 0% | 0 | 0 | 0% | |
| 2,4,6-Tribromophenol | S | ug/L | 182.71519 | 210.122469 | | 230 | 0 | 0 | 3.312 | 10 | | 91% | 43 | 140 | 0% | |
| 2-Fluorobiphenyl | S | ug/L | 54.38145 | 62.5386675 | | 115 | 0 | 0 | 0.8326 | 10 | | 54% | 44 | 119 | 0% | |
| 2-Fluorophenol | S | ug/L | 86.47233 | 99.4431795 | | 230 | 0 | 0 | 4.048 | 10 | | 43% | 19 | 119 | 0% | |
| Nitrobenzene-d5 | S | ug/L | 51.33242 | 59.032283 | | 115 | 0 | 0 | 2.691 | 10 | | 51% | 44 | 120 | 0% | |
| Phenol-d5 | S | ug/L | 68.32805 | 78.5772575 | | 230 | 0 | 0 | 2.369 | 10 | | 34% | 10 | 65 | 0% | |
| Terphenyl-d14 | S | ug/L | 83.10195 | 95.5672425 | | 115 | 0 | 0 | 1.3455 | 10 | | 83% | 50 | 134 | 0% | |
| 2,2'-Oxybis(1-Chloropropane) | X | ug/L | 0 | 0 | | 0 | 0 | 0 | 1.6675 | 10 | 150 | 0% | 0 | 0 | 0% | |
| 2-Nitroaniline | X | ug/L | 0 | 0 | | 0 | 0 | 0 | 2.76 | 10 | 150 | 0% | 0 | 0 | 0% | |
| 3-Nitroaniline | X | ug/L | 0 | 0 | | 0 | 0 | 0 | 3.1855 | 10 | 150 | 0% | 0 | 0 | 0% | |
| 4-Chloro-2-methylphenol | X | ug/L | 0 | 0 | | 0 | 0 | 0 | 1.84 | 10 | 150 | 0% | 0 | 0 | 0% | |
| 4-Chloroaniline | X | ug/L | 0 | 0 | | 0 | 0 | 0 | 1.8515 | 10 | 150 | 0% | 0 | 0 | 0% | |
| 4-Nitroaniline | X | ug/L | 0 | 0 | | 0 | 0 | 0 | 1.8745 | 10 | 150 | 0% | 0 | 0 | 0% | |
| Carbazole | X | ug/L | 0 | 0 | | 0 | 0 | 0 | 0.9683 | 10 | 150 | 0% | 0 | 0 | 0% | |
| Dibenzofuran | X | ug/L | 0 | 0 | | 0 | 0 | 0 | 2.001 | 10 | 150 | 0% | 0 | 0 | 0% | |

| Seq No | Lab ID | Test Code | Sample Typ | File ID | Analysis Date | DF | Batch ID | Prep Date | SPKref | RPDref | pmoist | | | | | |
|-----------------|---------------|-------------|------------|-----------|-----------------------|-------|----------|------------|--------|--------|--------|------|-----|------|------|---|
| 14960295 | B21121606-004 | SVOC-8270-W | SAMP | SV5973N.I | sd12:12/30/2021 7:13: | 1 | 162392 | 12/21/2021 | 0 | 0 | | | | | | |
| Analyte | T | Units | RAW | Final | Text | Spike | SPKref | RPDref | MDL | PQL | UQL | %REC | LOW | HIGH | %RPD | Q |
| p-Chloroaniline | X | ug/L | 0 | 0 | | 0 | 0 | 0 | 1.748 | 10 | 150 | 0% | 0 | 0 | 0% | |
| Triallate | X | ug/L | 0 | 0 | | 0 | 0 | 0 | 1.7365 | 10 | 150 | 0% | 0 | 0 | 0% | |

| Seq No | Lab ID | Test Code | Sample Typ | File ID | Analysis Date | DF | Batch ID | Prep Date | SPKref | RPDref | pmoist | | | | | |
|-----------------------------|---------------|-------------|------------|-----------|-----------------------|-------|----------|------------|--------|--------|--------|------|-----|------|------|---|
| 14960296 | B21121606-005 | SVOC-8270-W | SAMP | SV5973N.I | sd12:12/30/2021 7:45: | 1 | 162392 | 12/21/2021 | 0 | 0 | | | | | | |
| Analyte | T | Units | RAW | Final | Text | Spike | SPKref | RPDref | MDL | PQL | UQL | %REC | LOW | HIGH | %RPD | Q |
| 1,2,4-Trichlorobenzene | A | ug/L | 0 | 0 | | 0 | 0 | 0 | 2.261 | 10 | 150 | 0% | 0 | 0 | 0% | |
| 1,2-Dichlorobenzene | A | ug/L | 0 | 0 | | 0 | 0 | 0 | 2.3443 | 10 | 150 | 0% | 0 | 0 | 0% | |
| 1,3-Dichlorobenzene | A | ug/L | 0 | 0 | | 0 | 0 | 0 | 2.5347 | 10 | 150 | 0% | 0 | 0 | 0% | |
| 1,4-Dichlorobenzene | A | ug/L | 0 | 0 | | 0 | 0 | 0 | 2.4038 | 10 | 150 | 0% | 0 | 0 | 0% | |
| 1-Methylnaphthalene | A | ug/L | 0 | 0 | | 0 | 0 | 0 | 2.8441 | 10 | 150 | 0% | 0 | 0 | 0% | |
| 2,4,5-Trichlorophenol | A | ug/L | 0 | 0 | | 0 | 0 | 0 | 2.6537 | 10 | 150 | 0% | 0 | 0 | 0% | |
| 2,4,6-Trichlorophenol | A | ug/L | 0 | 0 | | 0 | 0 | 0 | 3.1416 | 10 | 150 | 0% | 0 | 0 | 0% | |
| 2,4-Dichlorophenol | A | ug/L | 0 | 0 | | 0 | 0 | 0 | 2.0111 | 10 | 150 | 0% | 0 | 0 | 0% | |
| 2,4-Dimethylphenol | A | ug/L | 0 | 0 | | 0 | 0 | 0 | 2.0111 | 10 | 150 | 0% | 0 | 0 | 0% | |
| 2,4-Dinitrophenol | A | ug/L | 0 | 0 | | 0 | 0 | 0 | 5.0694 | 11.9 | 150 | 0% | 0 | 0 | 0% | |
| 2,4-Dinitrotoluene | A | ug/L | 0 | 0 | | 0 | 0 | 0 | 3.6176 | 10 | 150 | 0% | 0 | 0 | 0% | |
| 2,6-Dinitrotoluene | A | ug/L | 0 | 0 | | 0 | 0 | 0 | 3.808 | 10 | 150 | 0% | 0 | 0 | 0% | |
| 2-Chloronaphthalene | A | ug/L | 0 | 0 | | 0 | 0 | 0 | 2.5466 | 10 | 150 | 0% | 0 | 0 | 0% | |
| 2-Chlorophenol | A | ug/L | 0 | 0 | | 0 | 0 | 0 | 2.9512 | 10 | 150 | 0% | 0 | 0 | 0% | |
| 2-Methylnaphthalene | A | ug/L | 0 | 0 | | 0 | 0 | 0 | 2.2848 | 10 | 150 | 0% | 0 | 0 | 0% | |
| 2-Nitrophenol | A | ug/L | 0 | 0 | | 0 | 0 | 0 | 2.8084 | 10 | 150 | 0% | 0 | 0 | 0% | |
| 3,3'-Dichlorobenzidine | A | ug/L | 0 | 0 | | 0 | 0 | 0 | 2.5109 | 11.9 | 150 | 0% | 0 | 0 | 0% | |
| 4,6-Dinitro-2-methylphenol | A | ug/L | 0 | 0 | | 0 | 0 | 0 | 2.7727 | 11.9 | 150 | 0% | 0 | 0 | 0% | |
| 4-Bromophenyl phenyl ether | A | ug/L | 0 | 0 | | 0 | 0 | 0 | 2.0706 | 10 | 150 | 0% | 0 | 0 | 0% | |
| 4-Chloro-3-methylphenol | A | ug/L | 0 | 0 | | 0 | 0 | 0 | 1.7374 | 10 | 150 | 0% | 0 | 0 | 0% | |
| 4-Chlorophenol | A | ug/L | 0 | 0 | | 0 | 0 | 0 | 3.1416 | 10 | 150 | 0% | 0 | 0 | 0% | |
| 4-Chlorophenyl phenyl ether | A | ug/L | 0 | 0 | | 0 | 0 | 0 | 2.4157 | 10 | 150 | 0% | 0 | 0 | 0% | |
| 4-Nitrophenol | A | ug/L | 0 | 0 | | 0 | 0 | 0 | 2.975 | 11.9 | 150 | 0% | 0 | 0 | 0% | |
| Acenaphthene | A | ug/L | 0 | 0 | | 0 | 0 | 0 | 2.2491 | 10 | 150 | 0% | 0 | 0 | 0% | |
| Acenaphthylene | A | ug/L | 0 | 0 | | 0 | 0 | 0 | 1.8683 | 10 | 150 | 0% | 0 | 0 | 0% | |
| Anthracene | A | ug/L | 0 | 0 | | 0 | 0 | 0 | 1.4637 | 10 | 150 | 0% | 0 | 0 | 0% | |
| Azobenzene | A | ug/L | 0 | 0 | | 0 | 0 | 0 | 1.2971 | 10 | 150 | 0% | 0 | 0 | 0% | |
| Benzidine | A | ug/L | 0 | 0 | | 0 | 0 | 0 | 7.9968 | 11.9 | 150 | 0% | 0 | 0 | 0% | |

| Seq No | Lab ID | Test Code | Sample Typ | File ID | Analysis Date | DF | Batch ID | Prep Date | SPKref | RPDref | pmoist | | | | | |
|-----------------------------|---------------|-------------|------------|-----------|-----------------------|-------|----------|------------|---------|--------|--------|------|-----|------|------|---|
| 14960296 | B21121606-005 | SVOC-8270-W | SAMP | SV5973N.I | sd12:12/30/2021 7:45: | 1 | 162392 | 12/21/2021 | 0 | 0 | | | | | | |
| Analyte | T | Units | RAW | Final | Text | Spike | SPKref | RPDref | MDL | PQL | UQL | %REC | LOW | HIGH | %RPD | Q |
| Benzo(a)anthracene | A | ug/L | 0 | 0 | | 0 | 0 | 0 | 1.01864 | 10 | 150 | 0% | 0 | 0 | 0% | |
| Benzo(a)pyrene | A | ug/L | 0 | 0 | | 0 | 0 | 0 | 1.4756 | 10 | 150 | 0% | 0 | 0 | 0% | |
| Benzo(b)fluoranthene | A | ug/L | 0 | 0 | | 0 | 0 | 0 | 1.07457 | 10 | 150 | 0% | 0 | 0 | 0% | |
| Benzo(g,h,i)perylene | A | ug/L | 0 | 0 | | 0 | 0 | 0 | 1.2019 | 10 | 150 | 0% | 0 | 0 | 0% | |
| Benzo(k)fluoranthene | A | ug/L | 0 | 0 | | 0 | 0 | 0 | 1.1543 | 10 | 150 | 0% | 0 | 0 | 0% | |
| bis(-2-chloroethoxy)Methane | A | ug/L | 0 | 0 | | 0 | 0 | 0 | 1.6184 | 10 | 150 | 0% | 0 | 0 | 0% | |
| bis(-2-chloroethyl)Ether | A | ug/L | 0 | 0 | | 0 | 0 | 0 | 3.0583 | 10 | 150 | 0% | 0 | 0 | 0% | |
| bis(2-chloroisopropyl)Ether | A | ug/L | 0 | 0 | | 0 | 0 | 0 | 1.7731 | 10 | 150 | 0% | 0 | 0 | 0% | |
| bis(2-ethylhexyl)Phthalate | A | ug/L | 0 | 0 | | 0 | 0 | 0 | 2.2729 | 10 | 150 | 0% | 0 | 0 | 0% | |
| Butylbenzylphthalate | A | ug/L | 0 | 0 | | 0 | 0 | 0 | 1.8683 | 10 | 150 | 0% | 0 | 0 | 0% | |
| Chrysene | A | ug/L | 0 | 0 | | 0 | 0 | 0 | 1.3923 | 10 | 150 | 0% | 0 | 0 | 0% | |
| Di-n-butyl phthalate | A | ug/L | 0 | 0 | | 0 | 0 | 0 | 1.10908 | 10 | 150 | 0% | 0 | 0 | 0% | |
| Di-n-octyl phthalate | A | ug/L | 0 | 0 | | 0 | 0 | 0 | 1.5946 | 10 | 150 | 0% | 0 | 0 | 0% | |
| Dibenzo(a,h)anthracene | A | ug/L | 0 | 0 | | 0 | 0 | 0 | 1.3923 | 10 | 150 | 0% | 0 | 0 | 0% | |
| Diethyl phthalate | A | ug/L | 0 | 0 | | 0 | 0 | 0 | 2.5942 | 10 | 150 | 0% | 0 | 0 | 0% | |
| Dimethyl phthalate | A | ug/L | 0 | 0 | | 0 | 0 | 0 | 2.0468 | 10 | 150 | 0% | 0 | 0 | 0% | |
| Fluoranthene | A | ug/L | 0 | 0 | | 0 | 0 | 0 | 1.05077 | 10 | 150 | 0% | 0 | 0 | 0% | |
| Fluorene | A | ug/L | 0 | 0 | | 0 | 0 | 0 | 2.1658 | 10 | 150 | 0% | 0 | 0 | 0% | |
| Hexachlorobenzene | A | ug/L | 0 | 0 | | 0 | 0 | 0 | 1.5827 | 10 | 150 | 0% | 0 | 0 | 0% | |
| Hexachlorobutadiene | A | ug/L | 0 | 0 | | 0 | 0 | 0 | 2.7608 | 10 | 150 | 0% | 0 | 0 | 0% | |
| Hexachlorocyclopentadiene | A | ug/L | 0 | 0 | | 0 | 0 | 0 | 3.5343 | 10 | 150 | 0% | 0 | 0 | 0% | |
| Hexachloroethane | A | ug/L | 0 | 0 | | 0 | 0 | 0 | 2.1301 | 10 | 150 | 0% | 0 | 0 | 0% | |
| Indeno(1,2,3-cd)pyrene | A | ug/L | 0 | 0 | | 0 | 0 | 0 | 1.4875 | 10 | 150 | 0% | 0 | 0 | 0% | |
| Isophorone | A | ug/L | 0 | 0 | | 0 | 0 | 0 | 1.9873 | 10 | 150 | 0% | 0 | 0 | 0% | |
| m+p-Cresols | A | ug/L | 0 | 0 | | 0 | 0 | 0 | 2.1182 | 10 | 150 | 0% | 0 | 0 | 0% | |
| n-Nitroso-di-n-propylamine | A | ug/L | 0 | 0 | | 0 | 0 | 0 | 1.8326 | 10 | 150 | 0% | 0 | 0 | 0% | |
| n-Nitrosodimethylamine | A | ug/L | 0 | 0 | | 0 | 0 | 0 | 1.8207 | 10 | 150 | 0% | 0 | 0 | 0% | |
| n-Nitrosodiphenylamine | A | ug/L | 0 | 0 | | 0 | 0 | 0 | 1.3804 | 10 | 150 | 0% | 0 | 0 | 0% | |
| Naphthalene | A | ug/L | 0 | 0 | | 0 | 0 | 0 | 2.0706 | 10 | 150 | 0% | 0 | 0 | 0% | |
| Nitrobenzene | A | ug/L | 0 | 0 | | 0 | 0 | 0 | 2.7489 | 10 | 150 | 0% | 0 | 0 | 0% | |
| o-Cresol | A | ug/L | 0 | 0 | | 0 | 0 | 0 | 2.1777 | 10 | 150 | 0% | 0 | 0 | 0% | |
| Pentachlorophenol | A | ug/L | 0 | 0 | | 0 | 0 | 0 | 5.0456 | 11.9 | 150 | 0% | 0 | 0 | 0% | |
| Phenanthrene | A | ug/L | 0 | 0 | | 0 | 0 | 0 | 0.93296 | 10 | 150 | 0% | 0 | 0 | 0% | |
| Phenol | A | ug/L | 0 | 0 | | 0 | 0 | 0 | 1.7374 | 10 | 150 | 0% | 0 | 0 | 0% | |
| Pyrene | A | ug/L | 0 | 0 | | 0 | 0 | 0 | 1.09599 | 10 | 150 | 0% | 0 | 0 | 0% | |

| Seq No | Lab ID | Test Code | Sample Typ | File ID | Analysis Date | DF | Batch ID | Prep Date | SPKref | RPDref | pmoist | | | | | |
|------------------------------|---------------|-------------|------------|------------|-----------------------|-------|----------|------------|---------|--------|--------|------|-----|------|------|---|
| 14960296 | B21121606-005 | SVOC-8270-W | SAMP | SV5973N.I | sd12:12/30/2021 7:45: | 1 | 162392 | 12/21/2021 | 0 | 0 | | | | | | |
| Analyte | T | Units | RAW | Final | Text | Spike | SPKref | RPDref | MDL | PQL | UQL | %REC | LOW | HIGH | %RPD | Q |
| Pyridine | A | ug/L | 0 | 0 | | 0 | 0 | 0 | 3.8318 | 10 | 150 | 0% | 0 | 0 | 0% | |
| 1,4-Dichlorobenzene-d4 | I | ug/L | 40 | 47.6 | | 0 | 0 | 0 | 0 | 10 | 150 | 0% | 0 | 0 | 0% | |
| Acenaphthene-d10 | I | ug/L | 40 | 47.6 | | 0 | 0 | 0 | 0 | 10 | 150 | 0% | 0 | 0 | 0% | |
| Chrysene-d12 | I | ug/L | 40 | 47.6 | | 0 | 0 | 0 | 0 | 10 | 150 | 0% | 0 | 0 | 0% | |
| Naphthalene-d8 | I | ug/L | 40 | 47.6 | | 0 | 0 | 0 | 0 | 10 | 150 | 0% | 0 | 0 | 0% | |
| Perylene-d12 | I | ug/L | 40 | 47.6 | | 0 | 0 | 0 | 0 | 10 | 150 | 0% | 0 | 0 | 0% | |
| Phenanthrene-d10 | I | ug/L | 40 | 47.6 | | 0 | 0 | 0 | 0 | 10 | 150 | 0% | 0 | 0 | 0% | |
| 2,4,6-Tribromophenol | S | ug/L | 159.95368 | 190.344879 | | 238 | 0 | 0 | 3.4272 | 10 | | 80% | 43 | 140 | 0% | |
| 2-Fluorobiphenyl | S | ug/L | 47.64463 | 56.6971097 | | 119 | 0 | 0 | 0.86156 | 10 | | 48% | 44 | 119 | 0% | |
| 2-Fluorophenol | S | ug/L | 83.19506 | 99.0021214 | | 238 | 0 | 0 | 4.1888 | 10 | | 42% | 19 | 119 | 0% | |
| Nitrobenzene-d5 | S | ug/L | 46.22765 | 55.0109035 | | 119 | 0 | 0 | 2.7846 | 10 | | 46% | 44 | 120 | 0% | |
| Phenol-d5 | S | ug/L | 62.49544 | 74.3695736 | | 238 | 0 | 0 | 2.4514 | 10 | | 31% | 10 | 65 | 0% | |
| Terphenyl-d14 | S | ug/L | 78.53042 | 93.4511998 | | 119 | 0 | 0 | 1.3923 | 10 | | 79% | 50 | 134 | 0% | |
| 2,2'-Oxybis(1-Chloropropane) | X | ug/L | 0 | 0 | | 0 | 0 | 0 | 1.7255 | 10 | 150 | 0% | 0 | 0 | 0% | |
| 2-Nitroaniline | X | ug/L | 0 | 0 | | 0 | 0 | 0 | 2.856 | 10 | 150 | 0% | 0 | 0 | 0% | |
| 3-Nitroaniline | X | ug/L | 0 | 0 | | 0 | 0 | 0 | 3.2963 | 10 | 150 | 0% | 0 | 0 | 0% | |
| 4-Chloro-2-methylphenol | X | ug/L | 0 | 0 | | 0 | 0 | 0 | 1.904 | 10 | 150 | 0% | 0 | 0 | 0% | |
| 4-Chloroaniline | X | ug/L | 0 | 0 | | 0 | 0 | 0 | 1.9159 | 10 | 150 | 0% | 0 | 0 | 0% | |
| 4-Nitroaniline | X | ug/L | 0 | 0 | | 0 | 0 | 0 | 1.9397 | 10 | 150 | 0% | 0 | 0 | 0% | |
| Carbazole | X | ug/L | 0 | 0 | | 0 | 0 | 0 | 1.00198 | 10 | 150 | 0% | 0 | 0 | 0% | |
| Dibenzofuran | X | ug/L | 0 | 0 | | 0 | 0 | 0 | 2.0706 | 10 | 150 | 0% | 0 | 0 | 0% | |
| p-Chloroaniline | X | ug/L | 0 | 0 | | 0 | 0 | 0 | 1.8088 | 10 | 150 | 0% | 0 | 0 | 0% | |
| Triallate | X | ug/L | 0 | 0 | | 0 | 0 | 0 | 1.7969 | 10 | 150 | 0% | 0 | 0 | 0% | |

| Seq No | Lab ID | Test Code | Sample Typ | File ID | Analysis Date | DF | Batch ID | Prep Date | SPKref | RPDref | pmoist | | | | | |
|------------------------|---------------|-------------|------------|-----------|-----------------------|-------|----------|------------|--------|--------|--------|------|-----|------|------|---|
| 14960297 | B21121609-001 | SVOC-8270-W | SAMP | SV5973N.I | sd12:12/30/2021 8:18: | 1 | 162392 | 12/21/2021 | 0 | 0 | | | | | | |
| Analyte | T | Units | RAW | Final | Text | Spike | SPKref | RPDref | MDL | PQL | UQL | %REC | LOW | HIGH | %RPD | Q |
| 1,2,4-Trichlorobenzene | A | ug/L | 0 | 0 | | 0 | 0 | 0 | 2.109 | 10 | 150 | 0% | 0 | 0 | 0% | U |
| 1,2-Dichlorobenzene | A | ug/L | 0 | 0 | | 0 | 0 | 0 | 2.1867 | 10 | 150 | 0% | 0 | 0 | 0% | U |
| 1,3-Dichlorobenzene | A | ug/L | 0 | 0 | | 0 | 0 | 0 | 2.3643 | 10 | 150 | 0% | 0 | 0 | 0% | U |
| 1,4-Dichlorobenzene | A | ug/L | 0 | 0 | | 0 | 0 | 0 | 2.2422 | 10 | 150 | 0% | 0 | 0 | 0% | U |
| 1-Methylnaphthalene | A | ug/L | 0 | 0 | | 0 | 0 | 0 | 2.6529 | 10 | 150 | 0% | 0 | 0 | 0% | U |
| 2,4,5-Trichlorophenol | A | ug/L | 0 | 0 | | 0 | 0 | 0 | 2.4753 | 10 | 150 | 0% | 0 | 0 | 0% | U |
| 2,4,6-Trichlorophenol | A | ug/L | 0 | 0 | | 0 | 0 | 0 | 2.9304 | 10 | 150 | 0% | 0 | 0 | 0% | U |

| Seq No | Lab ID | Test Code | Sample Typ | File ID | Analysis Date | DF | Batch ID | Prep Date | SPKref | RPDref | pmoist | | | | | |
|-----------------------------|---------------|-------------|------------|-----------|-----------------------|-------|----------|------------|---------|--------|--------|------|-----|------|------|---|
| 14960297 | B21121609-001 | SVOC-8270-W | SAMP | SV5973N.I | sd12:12/30/2021 8:18: | 1 | 162392 | 12/21/2021 | 0 | 0 | | | | | | |
| Analyte | T | Units | RAW | Final | Text | Spike | SPKref | RPDref | MDL | PQL | UQL | %REC | LOW | HIGH | %RPD | Q |
| 2,4-Dichlorophenol | A | ug/L | 0 | 0 | | 0 | 0 | 0 | 1.8759 | 10 | 150 | 0% | 0 | 0 | 0% | U |
| 2,4-Dimethylphenol | A | ug/L | 0 | 0 | | 0 | 0 | 0 | 1.8759 | 10 | 150 | 0% | 0 | 0 | 0% | U |
| 2,4-Dinitrophenol | A | ug/L | 0 | 0 | | 0 | 0 | 0 | 4.7286 | 11.1 | 150 | 0% | 0 | 0 | 0% | U |
| 2,4-Dinitrotoluene | A | ug/L | 0 | 0 | | 0 | 0 | 0 | 3.3744 | 10 | 150 | 0% | 0 | 0 | 0% | U |
| 2,6-Dinitrotoluene | A | ug/L | 0 | 0 | | 0 | 0 | 0 | 3.552 | 10 | 150 | 0% | 0 | 0 | 0% | U |
| 2-Chloronaphthalene | A | ug/L | 0 | 0 | | 0 | 0 | 0 | 2.3754 | 10 | 150 | 0% | 0 | 0 | 0% | U |
| 2-Chlorophenol | A | ug/L | 0 | 0 | | 0 | 0 | 0 | 2.7528 | 10 | 150 | 0% | 0 | 0 | 0% | U |
| 2-Methylnaphthalene | A | ug/L | 0 | 0 | | 0 | 0 | 0 | 2.1312 | 10 | 150 | 0% | 0 | 0 | 0% | U |
| 2-Nitrophenol | A | ug/L | 0 | 0 | | 0 | 0 | 0 | 2.6196 | 10 | 150 | 0% | 0 | 0 | 0% | U |
| 3,3'-Dichlorobenzidine | A | ug/L | 0 | 0 | | 0 | 0 | 0 | 2.3421 | 11.1 | 150 | 0% | 0 | 0 | 0% | U |
| 4,6-Dinitro-2-methylphenol | A | ug/L | 0 | 0 | | 0 | 0 | 0 | 2.5863 | 11.1 | 150 | 0% | 0 | 0 | 0% | U |
| 4-Bromophenyl phenyl ether | A | ug/L | 0 | 0 | | 0 | 0 | 0 | 1.9314 | 10 | 150 | 0% | 0 | 0 | 0% | U |
| 4-Chloro-3-methylphenol | A | ug/L | 0 | 0 | | 0 | 0 | 0 | 1.6206 | 10 | 150 | 0% | 0 | 0 | 0% | U |
| 4-Chlorophenol | A | ug/L | 0 | 0 | | 0 | 0 | 0 | 2.9304 | 10 | 150 | 0% | 0 | 0 | 0% | U |
| 4-Chlorophenyl phenyl ether | A | ug/L | 0 | 0 | | 0 | 0 | 0 | 2.2533 | 10 | 150 | 0% | 0 | 0 | 0% | U |
| 4-Nitrophenol | A | ug/L | 0 | 0 | | 0 | 0 | 0 | 2.775 | 11.1 | 150 | 0% | 0 | 0 | 0% | U |
| Acenaphthene | A | ug/L | 0 | 0 | | 0 | 0 | 0 | 2.0979 | 10 | 150 | 0% | 0 | 0 | 0% | U |
| Acenaphthylene | A | ug/L | 0 | 0 | | 0 | 0 | 0 | 1.7427 | 10 | 150 | 0% | 0 | 0 | 0% | U |
| Anthracene | A | ug/L | 0 | 0 | | 0 | 0 | 0 | 1.3653 | 10 | 150 | 0% | 0 | 0 | 0% | U |
| Azobenzene | A | ug/L | 0 | 0 | | 0 | 0 | 0 | 1.2099 | 10 | 150 | 0% | 0 | 0 | 0% | U |
| Benzidine | A | ug/L | 0 | 0 | | 0 | 0 | 0 | 7.4592 | 11.1 | 150 | 0% | 0 | 0 | 0% | U |
| Benzo(a)anthracene | A | ug/L | 0 | 0 | | 0 | 0 | 0 | 0.95016 | 10 | 150 | 0% | 0 | 0 | 0% | U |
| Benzo(a)pyrene | A | ug/L | 0 | 0 | | 0 | 0 | 0 | 1.3764 | 10 | 150 | 0% | 0 | 0 | 0% | U |
| Benzo(b)fluoranthene | A | ug/L | 0 | 0 | | 0 | 0 | 0 | 1.00233 | 10 | 150 | 0% | 0 | 0 | 0% | U |
| Benzo(g,h,i)perylene | A | ug/L | 0 | 0 | | 0 | 0 | 0 | 1.1211 | 10 | 150 | 0% | 0 | 0 | 0% | U |
| Benzo(k)fluoranthene | A | ug/L | 0 | 0 | | 0 | 0 | 0 | 1.0767 | 10 | 150 | 0% | 0 | 0 | 0% | U |
| bis(-2-chloroethoxy)Methane | A | ug/L | 0 | 0 | | 0 | 0 | 0 | 1.5096 | 10 | 150 | 0% | 0 | 0 | 0% | U |
| bis(-2-chloroethyl)Ether | A | ug/L | 0 | 0 | | 0 | 0 | 0 | 2.8527 | 10 | 150 | 0% | 0 | 0 | 0% | U |
| bis(2-chloroisopropyl)Ether | A | ug/L | 0 | 0 | | 0 | 0 | 0 | 1.6539 | 10 | 150 | 0% | 0 | 0 | 0% | U |
| bis(2-ethylhexyl)Phthalate | A | ug/L | 0 | 0 | | 0 | 0 | 0 | 2.1201 | 10 | 150 | 0% | 0 | 0 | 0% | U |
| Butylbenzylphthalate | A | ug/L | 0 | 0 | | 0 | 0 | 0 | 1.7427 | 10 | 150 | 0% | 0 | 0 | 0% | U |
| Chrysene | A | ug/L | 0 | 0 | | 0 | 0 | 0 | 1.2987 | 10 | 150 | 0% | 0 | 0 | 0% | U |
| Di-n-butyl phthalate | A | ug/L | 0 | 0 | | 0 | 0 | 0 | 1.03452 | 10 | 150 | 0% | 0 | 0 | 0% | U |
| Di-n-octyl phthalate | A | ug/L | 0 | 0 | | 0 | 0 | 0 | 1.4874 | 10 | 150 | 0% | 0 | 0 | 0% | U |
| Dibenzo(a,h)anthracene | A | ug/L | 0 | 0 | | 0 | 0 | 0 | 1.2987 | 10 | 150 | 0% | 0 | 0 | 0% | U |

| Seq No | Lab ID | Test Code | Sample Typ | File ID | Analysis Date | DF | Batch ID | Prep Date | SPKref | RPDref | pmoist | | | | | |
|------------------------------|---------------|-------------|------------|------------|-----------------------|-------|----------|------------|---------|--------|--------|------|-----|------|------|---|
| 14960297 | B21121609-001 | SVOC-8270-W | SAMP | SV5973N.I | sd12:12/30/2021 8:18: | 1 | 162392 | 12/21/2021 | 0 | 0 | | | | | | |
| Analyte | T | Units | RAW | Final | Text | Spike | SPKref | RPDref | MDL | PQL | UQL | %REC | LOW | HIGH | %RPD | Q |
| Diethyl phthalate | A | ug/L | 0 | 0 | | 0 | 0 | 0 | 2.4198 | 10 | 150 | 0% | 0 | 0 | 0% | U |
| Dimethyl phthalate | A | ug/L | 0 | 0 | | 0 | 0 | 0 | 1.9092 | 10 | 150 | 0% | 0 | 0 | 0% | U |
| Fluoranthene | A | ug/L | 0 | 0 | | 0 | 0 | 0 | 0.98013 | 10 | 150 | 0% | 0 | 0 | 0% | U |
| Fluorene | A | ug/L | 0 | 0 | | 0 | 0 | 0 | 2.0202 | 10 | 150 | 0% | 0 | 0 | 0% | U |
| Hexachlorobenzene | A | ug/L | 0 | 0 | | 0 | 0 | 0 | 1.4763 | 10 | 150 | 0% | 0 | 0 | 0% | U |
| Hexachlorobutadiene | A | ug/L | 0 | 0 | | 0 | 0 | 0 | 2.5752 | 10 | 150 | 0% | 0 | 0 | 0% | U |
| Hexachlorocyclopentadiene | A | ug/L | 0 | 0 | | 0 | 0 | 0 | 3.2967 | 10 | 150 | 0% | 0 | 0 | 0% | U |
| Hexachloroethane | A | ug/L | 0 | 0 | | 0 | 0 | 0 | 1.9869 | 10 | 150 | 0% | 0 | 0 | 0% | U |
| Indeno(1,2,3-cd)pyrene | A | ug/L | 0 | 0 | | 0 | 0 | 0 | 1.3875 | 10 | 150 | 0% | 0 | 0 | 0% | U |
| Isophorone | A | ug/L | 0 | 0 | | 0 | 0 | 0 | 1.8537 | 10 | 150 | 0% | 0 | 0 | 0% | U |
| m+p-Cresols | A | ug/L | 0 | 0 | | 0 | 0 | 0 | 1.9758 | 10 | 150 | 0% | 0 | 0 | 0% | U |
| n-Nitroso-di-n-propylamine | A | ug/L | 0 | 0 | | 0 | 0 | 0 | 1.7094 | 10 | 150 | 0% | 0 | 0 | 0% | U |
| n-Nitrosodimethylamine | A | ug/L | 0 | 0 | | 0 | 0 | 0 | 1.6983 | 10 | 150 | 0% | 0 | 0 | 0% | U |
| n-Nitrosodiphenylamine | A | ug/L | 0 | 0 | | 0 | 0 | 0 | 1.2876 | 10 | 150 | 0% | 0 | 0 | 0% | U |
| Naphthalene | A | ug/L | 0 | 0 | | 0 | 0 | 0 | 1.9314 | 10 | 150 | 0% | 0 | 0 | 0% | U |
| Nitrobenzene | A | ug/L | 0 | 0 | | 0 | 0 | 0 | 2.5641 | 10 | 150 | 0% | 0 | 0 | 0% | U |
| o-Cresol | A | ug/L | 0 | 0 | | 0 | 0 | 0 | 2.0313 | 10 | 150 | 0% | 0 | 0 | 0% | U |
| Pentachlorophenol | A | ug/L | 0 | 0 | | 0 | 0 | 0 | 4.7064 | 11.1 | 150 | 0% | 0 | 0 | 0% | U |
| Phenanthrene | A | ug/L | 0 | 0 | | 0 | 0 | 0 | 0.87024 | 10 | 150 | 0% | 0 | 0 | 0% | U |
| Phenol | A | ug/L | 0 | 0 | | 0 | 0 | 0 | 1.6206 | 10 | 150 | 0% | 0 | 0 | 0% | U |
| Pyrene | A | ug/L | 0 | 0 | | 0 | 0 | 0 | 1.02231 | 10 | 150 | 0% | 0 | 0 | 0% | U |
| Pyridine | A | ug/L | 0 | 0 | | 0 | 0 | 0 | 3.5742 | 10 | 150 | 0% | 0 | 0 | 0% | U |
| 1,4-Dichlorobenzene-d4 | I | ug/L | 40 | 44.4 | | 0 | 0 | 0 | 0 | 10 | 150 | 0% | 0 | 0 | 0% | |
| Acenaphthene-d10 | I | ug/L | 40 | 44.4 | | 0 | 0 | 0 | 0 | 10 | 150 | 0% | 0 | 0 | 0% | |
| Chrysene-d12 | I | ug/L | 40 | 44.4 | | 0 | 0 | 0 | 0 | 10 | 150 | 0% | 0 | 0 | 0% | |
| Naphthalene-d8 | I | ug/L | 40 | 44.4 | | 0 | 0 | 0 | 0 | 10 | 150 | 0% | 0 | 0 | 0% | |
| Perylene-d12 | I | ug/L | 40 | 44.4 | | 0 | 0 | 0 | 0 | 10 | 150 | 0% | 0 | 0 | 0% | |
| Phenanthrene-d10 | I | ug/L | 40 | 44.4 | | 0 | 0 | 0 | 0 | 10 | 150 | 0% | 0 | 0 | 0% | |
| 2,4,6-Tribromophenol | S | ug/L | 9.88842 | 10.9761462 | | 11.1 | 0 | 0 | 3.1968 | 10 | | 99% | 43 | 140 | 0% | |
| 2-Fluorobiphenyl | S | ug/L | 2.4398 | 2.708178 | | 5.55 | 0 | 0 | 0.80364 | 10 | | 49% | 44 | 119 | 0% | J |
| 2-Fluorophenol | S | ug/L | 3.5231 | 3.910641 | | 11.1 | 0 | 0 | 3.9072 | 10 | | 35% | 19 | 119 | 0% | J |
| Nitrobenzene-d5 | S | ug/L | 3.10312 | 3.4444632 | | 5.55 | 0 | 0 | 2.5974 | 10 | | 62% | 44 | 120 | 0% | J |
| Phenol-d5 | S | ug/L | 4.2662 | 4.735482 | | 11.1 | 0 | 0 | 2.2866 | 10 | | 43% | 10 | 65 | 0% | J |
| Terphenyl-d14 | S | ug/L | 4.04281 | 4.4875191 | | 5.55 | 0 | 0 | 1.2987 | 10 | | 81% | 50 | 134 | 0% | J |
| 2,2'-Oxybis(1-Chloropropane) | X | ug/L | 0 | 0 | | 0 | 0 | 0 | 1.6095 | 10 | 150 | 0% | 0 | 0 | 0% | U |

| Seq No | Lab ID | Test Code | Sample Typ | File ID | Analysis Date | DF | Batch ID | Prep Date | SPKref | RPDref | pmoist | | | | | |
|-------------------------|---------------|-------------|------------|-----------------------------|---------------|-------|----------|------------|---------|--------|--------|------|-----|------|------|---|
| 14960297 | B21121609-001 | SVOC-8270-W | SAMP | \\SV5973N.I\sd12:12/30/2021 | 8:18: | 1 | 162392 | 12/21/2021 | 0 | 0 | | | | | | |
| Analyte | T | Units | RAW | Final | Text | Spike | SPKref | RPDref | MDL | PQL | UQL | %REC | LOW | HIGH | %RPD | Q |
| 2-Nitroaniline | X | ug/L | 0 | 0 | | 0 | 0 | 0 | 2.664 | 10 | 150 | 0% | 0 | 0 | 0% | U |
| 3-Nitroaniline | X | ug/L | 0 | 0 | | 0 | 0 | 0 | 3.0747 | 10 | 150 | 0% | 0 | 0 | 0% | U |
| 4-Chloro-2-methylphenol | X | ug/L | 0 | 0 | | 0 | 0 | 0 | 1.776 | 10 | 150 | 0% | 0 | 0 | 0% | U |
| 4-Chloroaniline | X | ug/L | 0 | 0 | | 0 | 0 | 0 | 1.7871 | 10 | 150 | 0% | 0 | 0 | 0% | U |
| 4-Nitroaniline | X | ug/L | 0 | 0 | | 0 | 0 | 0 | 1.8093 | 10 | 150 | 0% | 0 | 0 | 0% | U |
| Carbazole | X | ug/L | 0 | 0 | | 0 | 0 | 0 | 0.93462 | 10 | 150 | 0% | 0 | 0 | 0% | U |
| Dibenzofuran | X | ug/L | 0 | 0 | | 0 | 0 | 0 | 1.9314 | 10 | 150 | 0% | 0 | 0 | 0% | U |
| p-Chloroaniline | X | ug/L | 0 | 0 | | 0 | 0 | 0 | 1.6872 | 10 | 150 | 0% | 0 | 0 | 0% | U |
| Triallate | X | ug/L | 0 | 0 | | 0 | 0 | 0 | 1.6761 | 10 | 150 | 0% | 0 | 0 | 0% | U |

| Seq No | Lab ID | Test Code | Sample Typ | File ID | Analysis Date | DF | Batch ID | Prep Date | SPKref | RPDref | pmoist | | | | | |
|----------------------------|---------------|-------------|------------|-----------------------------|---------------|-------|----------|------------|--------|--------|--------|------|-----|------|------|---|
| 14960298 | B21121611-001 | SVOC-8270-W | SAMP | \\SV5973N.I\sd12:12/30/2021 | 8:51: | 1 | 162392 | 12/21/2021 | 0 | 0 | | | | | | |
| Analyte | T | Units | RAW | Final | Text | Spike | SPKref | RPDref | MDL | PQL | UQL | %REC | LOW | HIGH | %RPD | Q |
| 1,2,4-Trichlorobenzene | A | ug/L | 0 | 0 | | 0 | 0 | 0 | 1.9 | 10 | 150 | 0% | 0 | 0 | 0% | U |
| 1,2-Dichlorobenzene | A | ug/L | 0 | 0 | | 0 | 0 | 0 | 1.97 | 10 | 150 | 0% | 0 | 0 | 0% | U |
| 1,3-Dichlorobenzene | A | ug/L | 0 | 0 | | 0 | 0 | 0 | 2.13 | 10 | 150 | 0% | 0 | 0 | 0% | U |
| 1,4-Dichlorobenzene | A | ug/L | 0 | 0 | | 0 | 0 | 0 | 2.02 | 10 | 150 | 0% | 0 | 0 | 0% | U |
| 1-Methylnaphthalene | A | ug/L | 0 | 0 | | 0 | 0 | 0 | 2.39 | 10 | 150 | 0% | 0 | 0 | 0% | U |
| 2,4,5-Trichlorophenol | A | ug/L | 0 | 0 | | 0 | 0 | 0 | 2.23 | 10 | 150 | 0% | 0 | 0 | 0% | U |
| 2,4,6-Trichlorophenol | A | ug/L | 0 | 0 | | 0 | 0 | 0 | 2.64 | 10 | 150 | 0% | 0 | 0 | 0% | U |
| 2,4-Dichlorophenol | A | ug/L | 0 | 0 | | 0 | 0 | 0 | 1.69 | 10 | 150 | 0% | 0 | 0 | 0% | U |
| 2,4-Dimethylphenol | A | ug/L | 0 | 0 | | 0 | 0 | 0 | 1.69 | 10 | 150 | 0% | 0 | 0 | 0% | U |
| 2,4-Dinitrophenol | A | ug/L | 0 | 0 | | 0 | 0 | 0 | 4.26 | 10 | 150 | 0% | 0 | 0 | 0% | U |
| 2,4-Dinitrotoluene | A | ug/L | 0 | 0 | | 0 | 0 | 0 | 3.04 | 10 | 150 | 0% | 0 | 0 | 0% | U |
| 2,6-Dinitrotoluene | A | ug/L | 0 | 0 | | 0 | 0 | 0 | 3.2 | 10 | 150 | 0% | 0 | 0 | 0% | U |
| 2-Chloronaphthalene | A | ug/L | 0 | 0 | | 0 | 0 | 0 | 2.14 | 10 | 150 | 0% | 0 | 0 | 0% | U |
| 2-Chlorophenol | A | ug/L | 0 | 0 | | 0 | 0 | 0 | 2.48 | 10 | 150 | 0% | 0 | 0 | 0% | U |
| 2-Methylnaphthalene | A | ug/L | 0 | 0 | | 0 | 0 | 0 | 1.92 | 10 | 150 | 0% | 0 | 0 | 0% | U |
| 2-Nitrophenol | A | ug/L | 0 | 0 | | 0 | 0 | 0 | 2.36 | 10 | 150 | 0% | 0 | 0 | 0% | U |
| 3,3'-Dichlorobenzidine | A | ug/L | 0 | 0 | | 0 | 0 | 0 | 2.11 | 10 | 150 | 0% | 0 | 0 | 0% | U |
| 4,6-Dinitro-2-methylphenol | A | ug/L | 0 | 0 | | 0 | 0 | 0 | 2.33 | 10 | 150 | 0% | 0 | 0 | 0% | U |
| 4-Bromophenyl phenyl ether | A | ug/L | 0 | 0 | | 0 | 0 | 0 | 1.74 | 10 | 150 | 0% | 0 | 0 | 0% | U |
| 4-Chloro-3-methylphenol | A | ug/L | 0 | 0 | | 0 | 0 | 0 | 1.46 | 10 | 150 | 0% | 0 | 0 | 0% | U |
| 4-Chlorophenol | A | ug/L | 0 | 0 | | 0 | 0 | 0 | 2.64 | 10 | 150 | 0% | 0 | 0 | 0% | U |

| Seq No | Lab ID | Test Code | Sample Typ | File ID | Analysis Date | DF | Batch ID | Prep Date | SPKref | RPDref | pmoist | | | | | |
|-----------------------------|---------------|-------------|------------|-----------|------------------|-------|----------|------------|--------|--------|--------|------|-----|------|------|---|
| 14960298 | B21121611-001 | SVOC-8270-W | SAMP | SV5973N.I | 12/30/2021 8:51: | 1 | 162392 | 12/21/2021 | 0 | 0 | | | | | | |
| Analyte | T | Units | RAW | Final | Text | Spike | SPKref | RPDref | MDL | PQL | UQL | %REC | LOW | HIGH | %RPD | Q |
| 4-Chlorophenyl phenyl ether | A | ug/L | 0 | 0 | | 0 | 0 | 0 | 2.03 | 10 | 150 | 0% | 0 | 0 | 0% | U |
| 4-Nitrophenol | A | ug/L | 0 | 0 | | 0 | 0 | 0 | 2.5 | 10 | 150 | 0% | 0 | 0 | 0% | U |
| Acenaphthene | A | ug/L | 0 | 0 | | 0 | 0 | 0 | 1.89 | 10 | 150 | 0% | 0 | 0 | 0% | U |
| Acenaphthylene | A | ug/L | 0 | 0 | | 0 | 0 | 0 | 1.57 | 10 | 150 | 0% | 0 | 0 | 0% | U |
| Anthracene | A | ug/L | 0 | 0 | | 0 | 0 | 0 | 1.23 | 10 | 150 | 0% | 0 | 0 | 0% | U |
| Azobenzene | A | ug/L | 0 | 0 | | 0 | 0 | 0 | 1.09 | 10 | 150 | 0% | 0 | 0 | 0% | U |
| Benzidine | A | ug/L | 0 | 0 | | 0 | 0 | 0 | 6.72 | 10 | 150 | 0% | 0 | 0 | 0% | U |
| Benzo(a)anthracene | A | ug/L | 0 | 0 | | 0 | 0 | 0 | 0.856 | 10 | 150 | 0% | 0 | 0 | 0% | U |
| Benzo(a)pyrene | A | ug/L | 0 | 0 | | 0 | 0 | 0 | 1.24 | 10 | 150 | 0% | 0 | 0 | 0% | U |
| Benzo(b)fluoranthene | A | ug/L | 0 | 0 | | 0 | 0 | 0 | 0.903 | 10 | 150 | 0% | 0 | 0 | 0% | U |
| Benzo(g,h,i)perylene | A | ug/L | 0 | 0 | | 0 | 0 | 0 | 1.01 | 10 | 150 | 0% | 0 | 0 | 0% | U |
| Benzo(k)fluoranthene | A | ug/L | 0 | 0 | | 0 | 0 | 0 | 0.97 | 10 | 150 | 0% | 0 | 0 | 0% | U |
| bis(-2-chloroethoxy)Methane | A | ug/L | 0 | 0 | | 0 | 0 | 0 | 1.36 | 10 | 150 | 0% | 0 | 0 | 0% | U |
| bis(-2-chloroethyl)Ether | A | ug/L | 0 | 0 | | 0 | 0 | 0 | 2.57 | 10 | 150 | 0% | 0 | 0 | 0% | U |
| bis(2-chloroisopropyl)Ether | A | ug/L | 0 | 0 | | 0 | 0 | 0 | 1.49 | 10 | 150 | 0% | 0 | 0 | 0% | U |
| bis(2-ethylhexyl)Phthalate | A | ug/L | 0 | 0 | | 0 | 0 | 0 | 1.91 | 10 | 150 | 0% | 0 | 0 | 0% | U |
| Butylbenzylphthalate | A | ug/L | 0 | 0 | | 0 | 0 | 0 | 1.57 | 10 | 150 | 0% | 0 | 0 | 0% | U |
| Chrysene | A | ug/L | 0 | 0 | | 0 | 0 | 0 | 1.17 | 10 | 150 | 0% | 0 | 0 | 0% | U |
| Di-n-butyl phthalate | A | ug/L | 0 | 0 | | 0 | 0 | 0 | 0.932 | 10 | 150 | 0% | 0 | 0 | 0% | U |
| Di-n-octyl phthalate | A | ug/L | 0 | 0 | | 0 | 0 | 0 | 1.34 | 10 | 150 | 0% | 0 | 0 | 0% | U |
| Dibenzo(a,h)anthracene | A | ug/L | 0 | 0 | | 0 | 0 | 0 | 1.17 | 10 | 150 | 0% | 0 | 0 | 0% | U |
| Diethyl phthalate | A | ug/L | 0 | 0 | | 0 | 0 | 0 | 2.18 | 10 | 150 | 0% | 0 | 0 | 0% | U |
| Dimethyl phthalate | A | ug/L | 0 | 0 | | 0 | 0 | 0 | 1.72 | 10 | 150 | 0% | 0 | 0 | 0% | U |
| Fluoranthene | A | ug/L | 0 | 0 | | 0 | 0 | 0 | 0.883 | 10 | 150 | 0% | 0 | 0 | 0% | U |
| Fluorene | A | ug/L | 0 | 0 | | 0 | 0 | 0 | 1.82 | 10 | 150 | 0% | 0 | 0 | 0% | U |
| Hexachlorobenzene | A | ug/L | 0 | 0 | | 0 | 0 | 0 | 1.33 | 10 | 150 | 0% | 0 | 0 | 0% | U |
| Hexachlorobutadiene | A | ug/L | 0 | 0 | | 0 | 0 | 0 | 2.32 | 10 | 150 | 0% | 0 | 0 | 0% | U |
| Hexachlorocyclopentadiene | A | ug/L | 0 | 0 | | 0 | 0 | 0 | 2.97 | 10 | 150 | 0% | 0 | 0 | 0% | U |
| Hexachloroethane | A | ug/L | 0 | 0 | | 0 | 0 | 0 | 1.79 | 10 | 150 | 0% | 0 | 0 | 0% | U |
| Indeno(1,2,3-cd)pyrene | A | ug/L | 0 | 0 | | 0 | 0 | 0 | 1.25 | 10 | 150 | 0% | 0 | 0 | 0% | U |
| Isophorone | A | ug/L | 0 | 0 | | 0 | 0 | 0 | 1.67 | 10 | 150 | 0% | 0 | 0 | 0% | U |
| m+p-Cresols | A | ug/L | 0 | 0 | | 0 | 0 | 0 | 1.78 | 10 | 150 | 0% | 0 | 0 | 0% | U |
| n-Nitroso-di-n-propylamine | A | ug/L | 0 | 0 | | 0 | 0 | 0 | 1.54 | 10 | 150 | 0% | 0 | 0 | 0% | U |
| n-Nitrosodimethylamine | A | ug/L | 0 | 0 | | 0 | 0 | 0 | 1.53 | 10 | 150 | 0% | 0 | 0 | 0% | U |
| n-Nitrosodiphenylamine | A | ug/L | 0 | 0 | | 0 | 0 | 0 | 1.16 | 10 | 150 | 0% | 0 | 0 | 0% | U |

| Seq No | Lab ID | Test Code | Sample Typ | File ID | Analysis Date | DF | Batch ID | Prep Date | SPKref | RPDref | pmoist | | | | | |
|------------------------------|---------------|-------------|------------|-----------------------------------|---------------|-------|----------|------------|--------|--------|--------|------|-----|------|------|---|
| 14960298 | B21121611-001 | SVOC-8270-W | SAMP | \\SV5973N.I\sd12:12/30/2021 8:51: | | 1 | 162392 | 12/21/2021 | 0 | 0 | | | | | | |
| Analyte | T | Units | RAW | Final | Text | Spike | SPKref | RPDref | MDL | PQL | UQL | %REC | LOW | HIGH | %RPD | Q |
| Naphthalene | A | ug/L | 0 | 0 | | 0 | 0 | 0 | 1.74 | 10 | 150 | 0% | 0 | 0 | 0% | U |
| Nitrobenzene | A | ug/L | 0 | 0 | | 0 | 0 | 0 | 2.31 | 10 | 150 | 0% | 0 | 0 | 0% | U |
| o-Cresol | A | ug/L | 0 | 0 | | 0 | 0 | 0 | 1.83 | 10 | 150 | 0% | 0 | 0 | 0% | U |
| Pentachlorophenol | A | ug/L | 0 | 0 | | 0 | 0 | 0 | 4.24 | 10 | 150 | 0% | 0 | 0 | 0% | U |
| Phenanthrene | A | ug/L | 0 | 0 | | 0 | 0 | 0 | 0.784 | 10 | 150 | 0% | 0 | 0 | 0% | U |
| Phenol | A | ug/L | 0 | 0 | | 0 | 0 | 0 | 1.46 | 10 | 150 | 0% | 0 | 0 | 0% | U |
| Pyrene | A | ug/L | 0 | 0 | | 0 | 0 | 0 | 0.921 | 10 | 150 | 0% | 0 | 0 | 0% | U |
| Pyridine | A | ug/L | 0 | 0 | | 0 | 0 | 0 | 3.22 | 10 | 150 | 0% | 0 | 0 | 0% | U |
| 1,4-Dichlorobenzene-d4 | I | ug/L | 40 | 40 | | 0 | 0 | 0 | 0 | 10 | 150 | 0% | 0 | 0 | 0% | |
| Acenaphthene-d10 | I | ug/L | 40 | 40 | | 0 | 0 | 0 | 0 | 10 | 150 | 0% | 0 | 0 | 0% | |
| Chrysene-d12 | I | ug/L | 40 | 40 | | 0 | 0 | 0 | 0 | 10 | 150 | 0% | 0 | 0 | 0% | |
| Naphthalene-d8 | I | ug/L | 40 | 40 | | 0 | 0 | 0 | 0 | 10 | 150 | 0% | 0 | 0 | 0% | |
| Perylene-d12 | I | ug/L | 40 | 40 | | 0 | 0 | 0 | 0 | 10 | 150 | 0% | 0 | 0 | 0% | |
| Phenanthrene-d10 | I | ug/L | 40 | 40 | | 0 | 0 | 0 | 0 | 10 | 150 | 0% | 0 | 0 | 0% | |
| 2,4,6-Tribromophenol | S | ug/L | 199.56736 | 199.56736 | | 200 | 0 | 0 | 2.88 | 10 | | 100% | 43 | 140 | 0% | |
| 2-Fluorobiphenyl | S | ug/L | 53.49579 | 53.49579 | | 100 | 0 | 0 | 0.724 | 10 | | 53% | 44 | 119 | 0% | |
| 2-Fluorophenol | S | ug/L | 79.79742 | 79.79742 | | 200 | 0 | 0 | 3.52 | 10 | | 40% | 19 | 119 | 0% | |
| Nitrobenzene-d5 | S | ug/L | 51.40679 | 51.40679 | | 100 | 0 | 0 | 2.34 | 10 | | 51% | 44 | 120 | 0% | |
| Phenol-d5 | S | ug/L | 63.1275 | 63.1275 | | 200 | 0 | 0 | 2.06 | 10 | | 32% | 10 | 65 | 0% | |
| Terphenyl-d14 | S | ug/L | 95.28324 | 95.28324 | | 100 | 0 | 0 | 1.17 | 10 | | 95% | 50 | 134 | 0% | |
| 2,2'-Oxybis(1-Chloropropane) | X | ug/L | 0 | 0 | | 0 | 0 | 0 | 1.45 | 10 | 150 | 0% | 0 | 0 | 0% | U |
| 2-Nitroaniline | X | ug/L | 0 | 0 | | 0 | 0 | 0 | 2.4 | 10 | 150 | 0% | 0 | 0 | 0% | U |
| 3-Nitroaniline | X | ug/L | 0 | 0 | | 0 | 0 | 0 | 2.77 | 10 | 150 | 0% | 0 | 0 | 0% | U |
| 4-Chloro-2-methylphenol | X | ug/L | 0 | 0 | | 0 | 0 | 0 | 1.6 | 10 | 150 | 0% | 0 | 0 | 0% | U |
| 4-Chloroaniline | X | ug/L | 0 | 0 | | 0 | 0 | 0 | 1.61 | 10 | 150 | 0% | 0 | 0 | 0% | U |
| 4-Nitroaniline | X | ug/L | 0 | 0 | | 0 | 0 | 0 | 1.63 | 10 | 150 | 0% | 0 | 0 | 0% | U |
| Carbazole | X | ug/L | 0 | 0 | | 0 | 0 | 0 | 0.842 | 10 | 150 | 0% | 0 | 0 | 0% | U |
| Dibenzofuran | X | ug/L | 0 | 0 | | 0 | 0 | 0 | 1.74 | 10 | 150 | 0% | 0 | 0 | 0% | U |
| p-Chloroaniline | X | ug/L | 0 | 0 | | 0 | 0 | 0 | 1.52 | 10 | 150 | 0% | 0 | 0 | 0% | U |
| Triallate | X | ug/L | 0 | 0 | | 0 | 0 | 0 | 1.51 | 10 | 150 | 0% | 0 | 0 | 0% | U |
| Seq No | Lab ID | Test Code | Sample Typ | File ID | Analysis Date | DF | Batch ID | Prep Date | SPKref | RPDref | pmoist | | | | | |
| 14960299 | B21121613-001 | SVOC-8270-W | SAMP | \\SV5973N.I\sd12:12/30/2021 9:23: | | 1 | 162392 | 12/21/2021 | 0 | 0 | | | | | | |
| Analyte | T | Units | RAW | Final | Text | Spike | SPKref | RPDref | MDL | PQL | UQL | %REC | LOW | HIGH | %RPD | Q |

| Seq No | Lab ID | Test Code | Sample Typ | File ID | Analysis Date | DF | Batch ID | Prep Date | SPKref | RPDref | pmoist | | | | | |
|-----------------------------|---------------|-------------|------------|-----------|-----------------------|-------|----------|------------|---------|--------|--------|------|-----|------|------|---|
| 14960299 | B21121613-001 | SVOC-8270-W | SAMP | SV5973N.I | sd12:12/30/2021 9:23: | 1 | 162392 | 12/21/2021 | 0 | 0 | | | | | | |
| Analyte | T | Units | RAW | Final | Text | Spike | SPKref | RPDref | MDL | PQL | UQL | %REC | LOW | HIGH | %RPD | Q |
| 1,2,4-Trichlorobenzene | A | ug/L | 0 | 0 | | 0 | 0 | 0 | 1.919 | 10 | 150 | 0% | 0 | 0 | 0% | U |
| 1,2-Dichlorobenzene | A | ug/L | 0 | 0 | | 0 | 0 | 0 | 1.9897 | 10 | 150 | 0% | 0 | 0 | 0% | U |
| 1,3-Dichlorobenzene | A | ug/L | 0 | 0 | | 0 | 0 | 0 | 2.1513 | 10 | 150 | 0% | 0 | 0 | 0% | U |
| 1,4-Dichlorobenzene | A | ug/L | 0 | 0 | | 0 | 0 | 0 | 2.0402 | 10 | 150 | 0% | 0 | 0 | 0% | U |
| 1-Methylnaphthalene | A | ug/L | 0 | 0 | | 0 | 0 | 0 | 2.4139 | 10 | 150 | 0% | 0 | 0 | 0% | U |
| 2,4,5-Trichlorophenol | A | ug/L | 0 | 0 | | 0 | 0 | 0 | 2.2523 | 10 | 150 | 0% | 0 | 0 | 0% | U |
| 2,4,6-Trichlorophenol | A | ug/L | 0 | 0 | | 0 | 0 | 0 | 2.6664 | 10 | 150 | 0% | 0 | 0 | 0% | U |
| 2,4-Dichlorophenol | A | ug/L | 0 | 0 | | 0 | 0 | 0 | 1.7069 | 10 | 150 | 0% | 0 | 0 | 0% | U |
| 2,4-Dimethylphenol | A | ug/L | 0 | 0 | | 0 | 0 | 0 | 1.7069 | 10 | 150 | 0% | 0 | 0 | 0% | U |
| 2,4-Dinitrophenol | A | ug/L | 0 | 0 | | 0 | 0 | 0 | 4.3026 | 10.1 | 150 | 0% | 0 | 0 | 0% | U |
| 2,4-Dinitrotoluene | A | ug/L | 0 | 0 | | 0 | 0 | 0 | 3.0704 | 10 | 150 | 0% | 0 | 0 | 0% | U |
| 2,6-Dinitrotoluene | A | ug/L | 0 | 0 | | 0 | 0 | 0 | 3.232 | 10 | 150 | 0% | 0 | 0 | 0% | U |
| 2-Chloronaphthalene | A | ug/L | 0 | 0 | | 0 | 0 | 0 | 2.1614 | 10 | 150 | 0% | 0 | 0 | 0% | U |
| 2-Chlorophenol | A | ug/L | 0 | 0 | | 0 | 0 | 0 | 2.5048 | 10 | 150 | 0% | 0 | 0 | 0% | U |
| 2-Methylnaphthalene | A | ug/L | 0 | 0 | | 0 | 0 | 0 | 1.9392 | 10 | 150 | 0% | 0 | 0 | 0% | U |
| 2-Nitrophenol | A | ug/L | 0 | 0 | | 0 | 0 | 0 | 2.3836 | 10 | 150 | 0% | 0 | 0 | 0% | U |
| 3,3'-Dichlorobenzidine | A | ug/L | 0 | 0 | | 0 | 0 | 0 | 2.1311 | 10.1 | 150 | 0% | 0 | 0 | 0% | U |
| 4,6-Dinitro-2-methylphenol | A | ug/L | 0 | 0 | | 0 | 0 | 0 | 2.3533 | 10.1 | 150 | 0% | 0 | 0 | 0% | U |
| 4-Bromophenyl phenyl ether | A | ug/L | 0 | 0 | | 0 | 0 | 0 | 1.7574 | 10 | 150 | 0% | 0 | 0 | 0% | U |
| 4-Chloro-3-methylphenol | A | ug/L | 0 | 0 | | 0 | 0 | 0 | 1.4746 | 10 | 150 | 0% | 0 | 0 | 0% | U |
| 4-Chlorophenol | A | ug/L | 0 | 0 | | 0 | 0 | 0 | 2.6664 | 10 | 150 | 0% | 0 | 0 | 0% | U |
| 4-Chlorophenyl phenyl ether | A | ug/L | 0 | 0 | | 0 | 0 | 0 | 2.0503 | 10 | 150 | 0% | 0 | 0 | 0% | U |
| 4-Nitrophenol | A | ug/L | 0 | 0 | | 0 | 0 | 0 | 2.525 | 10.1 | 150 | 0% | 0 | 0 | 0% | U |
| Acenaphthene | A | ug/L | 0 | 0 | | 0 | 0 | 0 | 1.9089 | 10 | 150 | 0% | 0 | 0 | 0% | U |
| Acenaphthylene | A | ug/L | 0 | 0 | | 0 | 0 | 0 | 1.5857 | 10 | 150 | 0% | 0 | 0 | 0% | U |
| Anthracene | A | ug/L | 0 | 0 | | 0 | 0 | 0 | 1.2423 | 10 | 150 | 0% | 0 | 0 | 0% | U |
| Azobenzene | A | ug/L | 0 | 0 | | 0 | 0 | 0 | 1.1009 | 10 | 150 | 0% | 0 | 0 | 0% | U |
| Benzidine | A | ug/L | 0 | 0 | | 0 | 0 | 0 | 6.7872 | 10.1 | 150 | 0% | 0 | 0 | 0% | U |
| Benzo(a)anthracene | A | ug/L | 0 | 0 | | 0 | 0 | 0 | 0.86456 | 10 | 150 | 0% | 0 | 0 | 0% | U |
| Benzo(a)pyrene | A | ug/L | 0 | 0 | | 0 | 0 | 0 | 1.2524 | 10 | 150 | 0% | 0 | 0 | 0% | U |
| Benzo(b)fluoranthene | A | ug/L | 0 | 0 | | 0 | 0 | 0 | 0.91203 | 10 | 150 | 0% | 0 | 0 | 0% | U |
| Benzo(g,h,i)perylene | A | ug/L | 0 | 0 | | 0 | 0 | 0 | 1.0201 | 10 | 150 | 0% | 0 | 0 | 0% | U |
| Benzo(k)fluoranthene | A | ug/L | 0 | 0 | | 0 | 0 | 0 | 0.9797 | 10 | 150 | 0% | 0 | 0 | 0% | U |
| bis(-2-chloroethoxy)Methane | A | ug/L | 0 | 0 | | 0 | 0 | 0 | 1.3736 | 10 | 150 | 0% | 0 | 0 | 0% | U |
| bis(-2-chloroethyl)Ether | A | ug/L | 0 | 0 | | 0 | 0 | 0 | 2.5957 | 10 | 150 | 0% | 0 | 0 | 0% | U |

| Seq No | Lab ID | Test Code | Sample Typ | File ID | Analysis Date | DF | Batch ID | Prep Date | SPKref | RPDref | pmoist | | | | | |
|-----------------------------|---------------|-------------|------------|----------------|------------------|-------|----------|------------|---------|--------|--------|------|-----|------|------|---|
| 14960299 | B21121613-001 | SVOC-8270-W | SAMP | SV5973N.I\sd12 | 12/30/2021 9:23: | 1 | 162392 | 12/21/2021 | 0 | 0 | | | | | | |
| Analyte | T | Units | RAW | Final | Text | Spike | SPKref | RPDref | MDL | PQL | UQL | %REC | LOW | HIGH | %RPD | Q |
| bis(2-chloroisopropyl)Ether | A | ug/L | 0 | 0 | | 0 | 0 | 0 | 1.5049 | 10 | 150 | 0% | 0 | 0 | 0% | U |
| bis(2-ethylhexyl)Phthalate | A | ug/L | 0 | 0 | | 0 | 0 | 0 | 1.9291 | 10 | 150 | 0% | 0 | 0 | 0% | U |
| Butylbenzylphthalate | A | ug/L | 0 | 0 | | 0 | 0 | 0 | 1.5857 | 10 | 150 | 0% | 0 | 0 | 0% | U |
| Chrysene | A | ug/L | 0 | 0 | | 0 | 0 | 0 | 1.1817 | 10 | 150 | 0% | 0 | 0 | 0% | U |
| Di-n-butyl phthalate | A | ug/L | 0 | 0 | | 0 | 0 | 0 | 0.94132 | 10 | 150 | 0% | 0 | 0 | 0% | U |
| Di-n-octyl phthalate | A | ug/L | 0 | 0 | | 0 | 0 | 0 | 1.3534 | 10 | 150 | 0% | 0 | 0 | 0% | U |
| Dibenzo(a,h)anthracene | A | ug/L | 0 | 0 | | 0 | 0 | 0 | 1.1817 | 10 | 150 | 0% | 0 | 0 | 0% | U |
| Diethyl phthalate | A | ug/L | 0 | 0 | | 0 | 0 | 0 | 2.2018 | 10 | 150 | 0% | 0 | 0 | 0% | U |
| Dimethyl phthalate | A | ug/L | 0 | 0 | | 0 | 0 | 0 | 1.7372 | 10 | 150 | 0% | 0 | 0 | 0% | U |
| Fluoranthene | A | ug/L | 0 | 0 | | 0 | 0 | 0 | 0.89183 | 10 | 150 | 0% | 0 | 0 | 0% | U |
| Fluorene | A | ug/L | 0 | 0 | | 0 | 0 | 0 | 1.8382 | 10 | 150 | 0% | 0 | 0 | 0% | U |
| Hexachlorobenzene | A | ug/L | 0 | 0 | | 0 | 0 | 0 | 1.3433 | 10 | 150 | 0% | 0 | 0 | 0% | U |
| Hexachlorobutadiene | A | ug/L | 0 | 0 | | 0 | 0 | 0 | 2.3432 | 10 | 150 | 0% | 0 | 0 | 0% | U |
| Hexachlorocyclopentadiene | A | ug/L | 0 | 0 | | 0 | 0 | 0 | 2.9997 | 10 | 150 | 0% | 0 | 0 | 0% | U |
| Hexachloroethane | A | ug/L | 0 | 0 | | 0 | 0 | 0 | 1.8079 | 10 | 150 | 0% | 0 | 0 | 0% | U |
| Indeno(1,2,3-cd)pyrene | A | ug/L | 0 | 0 | | 0 | 0 | 0 | 1.2625 | 10 | 150 | 0% | 0 | 0 | 0% | U |
| Isophorone | A | ug/L | 0 | 0 | | 0 | 0 | 0 | 1.6867 | 10 | 150 | 0% | 0 | 0 | 0% | U |
| m+p-Cresols | A | ug/L | 0 | 0 | | 0 | 0 | 0 | 1.7978 | 10 | 150 | 0% | 0 | 0 | 0% | U |
| n-Nitroso-di-n-propylamine | A | ug/L | 0 | 0 | | 0 | 0 | 0 | 1.5554 | 10 | 150 | 0% | 0 | 0 | 0% | U |
| n-Nitrosodimethylamine | A | ug/L | 0 | 0 | | 0 | 0 | 0 | 1.5453 | 10 | 150 | 0% | 0 | 0 | 0% | U |
| n-Nitrosodiphenylamine | A | ug/L | 0 | 0 | | 0 | 0 | 0 | 1.1716 | 10 | 150 | 0% | 0 | 0 | 0% | U |
| Naphthalene | A | ug/L | 0 | 0 | | 0 | 0 | 0 | 1.7574 | 10 | 150 | 0% | 0 | 0 | 0% | U |
| Nitrobenzene | A | ug/L | 0 | 0 | | 0 | 0 | 0 | 2.3331 | 10 | 150 | 0% | 0 | 0 | 0% | U |
| o-Cresol | A | ug/L | 0 | 0 | | 0 | 0 | 0 | 1.8483 | 10 | 150 | 0% | 0 | 0 | 0% | U |
| Pentachlorophenol | A | ug/L | 0 | 0 | | 0 | 0 | 0 | 4.2824 | 10.1 | 150 | 0% | 0 | 0 | 0% | U |
| Phenanthrene | A | ug/L | 0 | 0 | | 0 | 0 | 0 | 0.79184 | 10 | 150 | 0% | 0 | 0 | 0% | U |
| Phenol | A | ug/L | 0 | 0 | | 0 | 0 | 0 | 1.4746 | 10 | 150 | 0% | 0 | 0 | 0% | U |
| Pyrene | A | ug/L | 0 | 0 | | 0 | 0 | 0 | 0.93021 | 10 | 150 | 0% | 0 | 0 | 0% | U |
| Pyridine | A | ug/L | 0 | 0 | | 0 | 0 | 0 | 3.2522 | 10 | 150 | 0% | 0 | 0 | 0% | U |
| 1,4-Dichlorobenzene-d4 | I | ug/L | 40 | 40.4 | | 0 | 0 | 0 | 0 | 10 | 150 | 0% | 0 | 0 | 0% | |
| Acenaphthene-d10 | I | ug/L | 40 | 40.4 | | 0 | 0 | 0 | 0 | 10 | 150 | 0% | 0 | 0 | 0% | |
| Chrysene-d12 | I | ug/L | 40 | 40.4 | | 0 | 0 | 0 | 0 | 10 | 150 | 0% | 0 | 0 | 0% | |
| Naphthalene-d8 | I | ug/L | 40 | 40.4 | | 0 | 0 | 0 | 0 | 10 | 150 | 0% | 0 | 0 | 0% | |
| Perylene-d12 | I | ug/L | 40 | 40.4 | | 0 | 0 | 0 | 0 | 10 | 150 | 0% | 0 | 0 | 0% | |
| Phenanthrene-d10 | I | ug/L | 40 | 40.4 | | 0 | 0 | 0 | 0 | 10 | 150 | 0% | 0 | 0 | 0% | |

| Seq No | Lab ID | Test Code | Sample Typ | File ID | Analysis Date | DF | Batch ID | Prep Date | SPKref | RPDref | pmoist | | | | | |
|------------------------------|---------------|-------------|------------|------------------|------------------|-------|----------|------------|---------|--------|--------|------|-----|------|------|---|
| 14960299 | B21121613-001 | SVOC-8270-W | SAMP | \\SV5973N.I\sd12 | 12/30/2021 9:23: | 1 | 162392 | 12/21/2021 | 0 | 0 | | | | | | |
| Analyte | T | Units | RAW | Final | Text | Spike | SPKref | RPDref | MDL | PQL | UQL | %REC | LOW | HIGH | %RPD | Q |
| 2,4,6-Tribromophenol | S | ug/L | 7.6081 | 7.684181 | | 10.1 | 0 | 0 | 2.9088 | 10 | | 76% | 43 | 140 | 0% | J |
| 2-Fluorobiphenyl | S | ug/L | 2.54755 | 2.5730255 | | 5.05 | 0 | 0 | 0.73124 | 10 | | 51% | 44 | 119 | 0% | J |
| 2-Fluorophenol | S | ug/L | 2.61615 | 2.6423115 | | 10.1 | 0 | 0 | 0.35552 | 10 | | 26% | 19 | 119 | 0% | J |
| Nitrobenzene-d5 | S | ug/L | 2.29571 | 2.3186671 | | 5.05 | 0 | 0 | 0.23634 | 10 | | 46% | 44 | 120 | 0% | J |
| Phenol-d5 | S | ug/L | 3.33238 | 3.3657038 | | 10.1 | 0 | 0 | 2.0806 | 10 | | 33% | 10 | 65 | 0% | J |
| Terphenyl-d14 | S | ug/L | 3.37264 | 3.4063664 | | 5.05 | 0 | 0 | 1.1817 | 10 | | 67% | 50 | 134 | 0% | J |
| 2,2'-Oxybis(1-Chloropropane) | X | ug/L | 0 | 0 | | 0 | 0 | 0 | 1.4645 | 10 | 150 | 0% | 0 | 0 | 0% | U |
| 2-Nitroaniline | X | ug/L | 0 | 0 | | 0 | 0 | 0 | 2.424 | 10 | 150 | 0% | 0 | 0 | 0% | U |
| 3-Nitroaniline | X | ug/L | 0 | 0 | | 0 | 0 | 0 | 2.7977 | 10 | 150 | 0% | 0 | 0 | 0% | U |
| 4-Chloro-2-methylphenol | X | ug/L | 0 | 0 | | 0 | 0 | 0 | 1.616 | 10 | 150 | 0% | 0 | 0 | 0% | U |
| 4-Chloroaniline | X | ug/L | 0 | 0 | | 0 | 0 | 0 | 1.6261 | 10 | 150 | 0% | 0 | 0 | 0% | U |
| 4-Nitroaniline | X | ug/L | 0 | 0 | | 0 | 0 | 0 | 1.6463 | 10 | 150 | 0% | 0 | 0 | 0% | U |
| Carbazole | X | ug/L | 0 | 0 | | 0 | 0 | 0 | 0.85042 | 10 | 150 | 0% | 0 | 0 | 0% | U |
| Dibenzofuran | X | ug/L | 0 | 0 | | 0 | 0 | 0 | 1.7574 | 10 | 150 | 0% | 0 | 0 | 0% | U |
| p-Chloroaniline | X | ug/L | 0 | 0 | | 0 | 0 | 0 | 1.5352 | 10 | 150 | 0% | 0 | 0 | 0% | U |
| Triallate | X | ug/L | 0 | 0 | | 0 | 0 | 0 | 1.5251 | 10 | 150 | 0% | 0 | 0 | 0% | U |

| Seq No | Lab ID | Test Code | Sample Typ | File ID | Analysis Date | DF | Batch ID | Prep Date | SPKref | RPDref | pmoist | | | | | |
|------------------------|---------------|-------------|------------|------------------|------------------|-------|----------|------------|---------|--------|--------|------|-----|------|------|---|
| 14960300 | B21121613-002 | SVOC-8270-W | SAMP | \\SV5973N.I\sd12 | 12/30/2021 9:56: | 1 | 162392 | 12/21/2021 | 0 | 0 | | | | | | |
| Analyte | T | Units | RAW | Final | Text | Spike | SPKref | RPDref | MDL | PQL | UQL | %REC | LOW | HIGH | %RPD | Q |
| 1,2,4-Trichlorobenzene | A | ug/L | 0 | 0 | | 0 | 0 | 0 | 1.8449 | 10 | 150 | 0% | 0 | 0 | 0% | U |
| 1,2-Dichlorobenzene | A | ug/L | 0 | 0 | | 0 | 0 | 0 | 1.91287 | 10 | 150 | 0% | 0 | 0 | 0% | U |
| 1,3-Dichlorobenzene | A | ug/L | 0 | 0 | | 0 | 0 | 0 | 2.06823 | 10 | 150 | 0% | 0 | 0 | 0% | U |
| 1,4-Dichlorobenzene | A | ug/L | 0 | 0 | | 0 | 0 | 0 | 1.96142 | 10 | 150 | 0% | 0 | 0 | 0% | U |
| 1-Methylnaphthalene | A | ug/L | 0 | 0 | | 0 | 0 | 0 | 2.32069 | 10 | 150 | 0% | 0 | 0 | 0% | U |
| 2,4,5-Trichlorophenol | A | ug/L | 0 | 0 | | 0 | 0 | 0 | 2.16533 | 10 | 150 | 0% | 0 | 0 | 0% | U |
| 2,4,6-Trichlorophenol | A | ug/L | 0 | 0 | | 0 | 0 | 0 | 2.56344 | 10 | 150 | 0% | 0 | 0 | 0% | U |
| 2,4-Dichlorophenol | A | ug/L | 0 | 0 | | 0 | 0 | 0 | 1.64099 | 10 | 150 | 0% | 0 | 0 | 0% | U |
| 2,4-Dimethylphenol | A | ug/L | 0 | 0 | | 0 | 0 | 0 | 1.64099 | 10 | 150 | 0% | 0 | 0 | 0% | U |
| 2,4-Dinitrophenol | A | ug/L | 0 | 0 | | 0 | 0 | 0 | 4.13646 | 10 | 150 | 0% | 0 | 0 | 0% | U |
| 2,4-Dinitrotoluene | A | ug/L | 0 | 0 | | 0 | 0 | 0 | 2.95184 | 10 | 150 | 0% | 0 | 0 | 0% | U |
| 2,6-Dinitrotoluene | A | ug/L | 0 | 0 | | 0 | 0 | 0 | 3.1072 | 10 | 150 | 0% | 0 | 0 | 0% | U |
| 2-Chloronaphthalene | A | ug/L | 0 | 0 | | 0 | 0 | 0 | 2.07794 | 10 | 150 | 0% | 0 | 0 | 0% | U |
| 2-Chlorophenol | A | ug/L | 0 | 0 | | 0 | 0 | 0 | 2.40808 | 10 | 150 | 0% | 0 | 0 | 0% | U |

| Seq No | Lab ID | Test Code | Sample Typ | File ID | Analysis Date | DF | Batch ID | Prep Date | SPKref | RPDref | pmoist | | | | | |
|-----------------------------|---------------|-------------|------------|-----------|-----------------------|-------|----------|------------|----------|--------|--------|------|-----|------|------|---|
| 14960300 | B21121613-002 | SVOC-8270-W | SAMP | SV5973N.I | sd12:12/30/2021 9:56: | 1 | 162392 | 12/21/2021 | 0 | 0 | | | | | | |
| Analyte | T | Units | RAW | Final | Text | Spike | SPKref | RPDref | MDL | PQL | UQL | %REC | LOW | HIGH | %RPD | Q |
| 2-Methylnaphthalene | A | ug/L | 0 | 0 | | 0 | 0 | 0 | 1.86432 | 10 | 150 | 0% | 0 | 0 | 0% | U |
| 2-Nitrophenol | A | ug/L | 0 | 0 | | 0 | 0 | 0 | 2.29156 | 10 | 150 | 0% | 0 | 0 | 0% | U |
| 3,3'-Dichlorobenzidine | A | ug/L | 0 | 0 | | 0 | 0 | 0 | 2.04881 | 10 | 150 | 0% | 0 | 0 | 0% | U |
| 4,6-Dinitro-2-methylphenol | A | ug/L | 0 | 0 | | 0 | 0 | 0 | 2.26243 | 10 | 150 | 0% | 0 | 0 | 0% | U |
| 4-Bromophenyl phenyl ether | A | ug/L | 0 | 0 | | 0 | 0 | 0 | 1.68954 | 10 | 150 | 0% | 0 | 0 | 0% | U |
| 4-Chloro-3-methylphenol | A | ug/L | 0 | 0 | | 0 | 0 | 0 | 1.41766 | 10 | 150 | 0% | 0 | 0 | 0% | U |
| 4-Chlorophenol | A | ug/L | 0 | 0 | | 0 | 0 | 0 | 2.56344 | 10 | 150 | 0% | 0 | 0 | 0% | U |
| 4-Chlorophenyl phenyl ether | A | ug/L | 0 | 0 | | 0 | 0 | 0 | 1.97113 | 10 | 150 | 0% | 0 | 0 | 0% | U |
| 4-Nitrophenol | A | ug/L | 0 | 0 | | 0 | 0 | 0 | 2.4275 | 10 | 150 | 0% | 0 | 0 | 0% | U |
| Acenaphthene | A | ug/L | 0 | 0 | | 0 | 0 | 0 | 1.83519 | 10 | 150 | 0% | 0 | 0 | 0% | U |
| Acenaphthylene | A | ug/L | 0 | 0 | | 0 | 0 | 0 | 1.52447 | 10 | 150 | 0% | 0 | 0 | 0% | U |
| Anthracene | A | ug/L | 0 | 0 | | 0 | 0 | 0 | 1.19433 | 10 | 150 | 0% | 0 | 0 | 0% | U |
| Azobenzene | A | ug/L | 0 | 0 | | 0 | 0 | 0 | 1.05839 | 10 | 150 | 0% | 0 | 0 | 0% | U |
| Benzidine | A | ug/L | 0 | 0 | | 0 | 0 | 0 | 6.52512 | 10 | 150 | 0% | 0 | 0 | 0% | U |
| Benzo(a)anthracene | A | ug/L | 0 | 0 | | 0 | 0 | 0 | 0.831176 | 10 | 150 | 0% | 0 | 0 | 0% | U |
| Benzo(a)pyrene | A | ug/L | 0 | 0 | | 0 | 0 | 0 | 1.20404 | 10 | 150 | 0% | 0 | 0 | 0% | U |
| Benzo(b)fluoranthene | A | ug/L | 0 | 0 | | 0 | 0 | 0 | 0.876813 | 10 | 150 | 0% | 0 | 0 | 0% | U |
| Benzo(g,h,i)perylene | A | ug/L | 0 | 0 | | 0 | 0 | 0 | 0.98071 | 10 | 150 | 0% | 0 | 0 | 0% | U |
| Benzo(k)fluoranthene | A | ug/L | 0 | 0 | | 0 | 0 | 0 | 0.94187 | 10 | 150 | 0% | 0 | 0 | 0% | U |
| bis(-2-chloroethoxy)Methane | A | ug/L | 0 | 0 | | 0 | 0 | 0 | 1.32056 | 10 | 150 | 0% | 0 | 0 | 0% | U |
| bis(-2-chloroethyl)Ether | A | ug/L | 0 | 0 | | 0 | 0 | 0 | 2.49547 | 10 | 150 | 0% | 0 | 0 | 0% | U |
| bis(2-chloroisopropyl)Ether | A | ug/L | 0 | 0 | | 0 | 0 | 0 | 1.44679 | 10 | 150 | 0% | 0 | 0 | 0% | U |
| bis(2-ethylhexyl)Phthalate | A | ug/L | 0 | 0 | | 0 | 0 | 0 | 1.85461 | 10 | 150 | 0% | 0 | 0 | 0% | U |
| Butylbenzylphthalate | A | ug/L | 0 | 0 | | 0 | 0 | 0 | 1.52447 | 10 | 150 | 0% | 0 | 0 | 0% | U |
| Chrysene | A | ug/L | 0 | 0 | | 0 | 0 | 0 | 1.13607 | 10 | 150 | 0% | 0 | 0 | 0% | U |
| Di-n-butyl phthalate | A | ug/L | 0 | 0 | | 0 | 0 | 0 | 0.904972 | 10 | 150 | 0% | 0 | 0 | 0% | U |
| Di-n-octyl phthalate | A | ug/L | 0 | 0 | | 0 | 0 | 0 | 1.30114 | 10 | 150 | 0% | 0 | 0 | 0% | U |
| Dibenzo(a,h)anthracene | A | ug/L | 0 | 0 | | 0 | 0 | 0 | 1.13607 | 10 | 150 | 0% | 0 | 0 | 0% | U |
| Diethyl phthalate | A | ug/L | 0 | 0 | | 0 | 0 | 0 | 2.11678 | 10 | 150 | 0% | 0 | 0 | 0% | U |
| Dimethyl phthalate | A | ug/L | 0 | 0 | | 0 | 0 | 0 | 1.67012 | 10 | 150 | 0% | 0 | 0 | 0% | U |
| Fluoranthene | A | ug/L | 0 | 0 | | 0 | 0 | 0 | 0.857393 | 10 | 150 | 0% | 0 | 0 | 0% | U |
| Fluorene | A | ug/L | 0 | 0 | | 0 | 0 | 0 | 1.76722 | 10 | 150 | 0% | 0 | 0 | 0% | U |
| Hexachlorobenzene | A | ug/L | 0 | 0 | | 0 | 0 | 0 | 1.29143 | 10 | 150 | 0% | 0 | 0 | 0% | U |
| Hexachlorobutadiene | A | ug/L | 0 | 0 | | 0 | 0 | 0 | 2.25272 | 10 | 150 | 0% | 0 | 0 | 0% | U |
| Hexachlorocyclopentadiene | A | ug/L | 0 | 0 | | 0 | 0 | 0 | 2.88387 | 10 | 150 | 0% | 0 | 0 | 0% | U |

| Seq No | Lab ID | Test Code | Sample Typ | File ID | Analysis Date | DF | Batch ID | Prep Date | SPKref | RPDref | pmoist | | | | | |
|------------------------------|---------------|-------------|------------|------------------|------------------|-------|----------|------------|----------|--------|--------|------|-----|------|------|---|
| 14960300 | B21121613-002 | SVOC-8270-W | SAMP | \\SV5973N.I\sd12 | 12/30/2021 9:56: | 1 | 162392 | 12/21/2021 | 0 | 0 | | | | | | |
| Analyte | T | Units | RAW | Final | Text | Spike | SPKref | RPDref | MDL | PQL | UQL | %REC | LOW | HIGH | %RPD | Q |
| Hexachloroethane | A | ug/L | 0 | 0 | | 0 | 0 | 0 | 1.73809 | 10 | 150 | 0% | 0 | 0 | 0% | U |
| Indeno(1,2,3-cd)pyrene | A | ug/L | 0 | 0 | | 0 | 0 | 0 | 1.21375 | 10 | 150 | 0% | 0 | 0 | 0% | U |
| Isophorone | A | ug/L | 0 | 0 | | 0 | 0 | 0 | 1.62157 | 10 | 150 | 0% | 0 | 0 | 0% | U |
| m+p-Cresols | A | ug/L | 0 | 0 | | 0 | 0 | 0 | 1.72838 | 10 | 150 | 0% | 0 | 0 | 0% | U |
| n-Nitroso-di-n-propylamine | A | ug/L | 0 | 0 | | 0 | 0 | 0 | 1.49534 | 10 | 150 | 0% | 0 | 0 | 0% | U |
| n-Nitrosodimethylamine | A | ug/L | 0 | 0 | | 0 | 0 | 0 | 1.48563 | 10 | 150 | 0% | 0 | 0 | 0% | U |
| n-Nitrosodiphenylamine | A | ug/L | 0 | 0 | | 0 | 0 | 0 | 1.12636 | 10 | 150 | 0% | 0 | 0 | 0% | U |
| Naphthalene | A | ug/L | 0 | 0 | | 0 | 0 | 0 | 1.68954 | 10 | 150 | 0% | 0 | 0 | 0% | U |
| Nitrobenzene | A | ug/L | 0 | 0 | | 0 | 0 | 0 | 2.24301 | 10 | 150 | 0% | 0 | 0 | 0% | U |
| o-Cresol | A | ug/L | 0 | 0 | | 0 | 0 | 0 | 1.77693 | 10 | 150 | 0% | 0 | 0 | 0% | U |
| Pentachlorophenol | A | ug/L | 0 | 0 | | 0 | 0 | 0 | 4.11704 | 10 | 150 | 0% | 0 | 0 | 0% | U |
| Phenanthrene | A | ug/L | 0 | 0 | | 0 | 0 | 0 | 0.761264 | 10 | 150 | 0% | 0 | 0 | 0% | U |
| Phenol | A | ug/L | 0 | 0 | | 0 | 0 | 0 | 1.41766 | 10 | 150 | 0% | 0 | 0 | 0% | U |
| Pyrene | A | ug/L | 0 | 0 | | 0 | 0 | 0 | 0.894291 | 10 | 150 | 0% | 0 | 0 | 0% | U |
| Pyridine | A | ug/L | 0 | 0 | | 0 | 0 | 0 | 3.12662 | 10 | 150 | 0% | 0 | 0 | 0% | U |
| 1,4-Dichlorobenzene-d4 | I | ug/L | 40 | 38.84 | | 0 | 0 | 0 | 0 | 10 | 150 | 0% | 0 | 0 | 0% | |
| Acenaphthene-d10 | I | ug/L | 40 | 38.84 | | 0 | 0 | 0 | 0 | 10 | 150 | 0% | 0 | 0 | 0% | |
| Chrysene-d12 | I | ug/L | 40 | 38.84 | | 0 | 0 | 0 | 0 | 10 | 150 | 0% | 0 | 0 | 0% | |
| Naphthalene-d8 | I | ug/L | 40 | 38.84 | | 0 | 0 | 0 | 0 | 10 | 150 | 0% | 0 | 0 | 0% | |
| Perylene-d12 | I | ug/L | 40 | 38.84 | | 0 | 0 | 0 | 0 | 10 | 150 | 0% | 0 | 0 | 0% | |
| Phenanthrene-d10 | I | ug/L | 40 | 38.84 | | 0 | 0 | 0 | 0 | 10 | 150 | 0% | 0 | 0 | 0% | |
| 2,4,6-Tribromophenol | S | ug/L | 180.86575 | 175.620643 | | 194.2 | 0 | 0 | 2.79648 | 10 | | 90% | 43 | 140 | 0% | |
| 2-Fluorobiphenyl | S | ug/L | 50.49338 | 49.029072 | | 97.1 | 0 | 0 | 0.703004 | 10 | | 50% | 44 | 119 | 0% | |
| 2-Fluorophenol | S | ug/L | 54.24754 | 52.6743613 | | 194.2 | 0 | 0 | 3.41792 | 10 | | 27% | 19 | 119 | 0% | |
| Nitrobenzene-d5 | S | ug/L | 43.97483 | 42.6995599 | | 97.1 | 0 | 0 | 2.27214 | 10 | | 44% | 44 | 120 | 0% | |
| Phenol-d5 | S | ug/L | 47.98347 | 46.5919494 | | 194.2 | 0 | 0 | 2.00026 | 10 | | 24% | 10 | 65 | 0% | |
| Terphenyl-d14 | S | ug/L | 92.05681 | 89.3871625 | | 97.1 | 0 | 0 | 1.13607 | 10 | | 92% | 50 | 134 | 0% | |
| 2,2'-Oxybis(1-Chloropropane) | X | ug/L | 0 | 0 | | 0 | 0 | 0 | 1.40795 | 10 | 150 | 0% | 0 | 0 | 0% | U |
| 2-Nitroaniline | X | ug/L | 0 | 0 | | 0 | 0 | 0 | 2.3304 | 10 | 150 | 0% | 0 | 0 | 0% | U |
| 3-Nitroaniline | X | ug/L | 0 | 0 | | 0 | 0 | 0 | 2.68967 | 10 | 150 | 0% | 0 | 0 | 0% | U |
| 4-Chloro-2-methylphenol | X | ug/L | 0 | 0 | | 0 | 0 | 0 | 1.5536 | 10 | 150 | 0% | 0 | 0 | 0% | U |
| 4-Chloroaniline | X | ug/L | 0 | 0 | | 0 | 0 | 0 | 1.56331 | 10 | 150 | 0% | 0 | 0 | 0% | U |
| 4-Nitroaniline | X | ug/L | 0 | 0 | | 0 | 0 | 0 | 1.58273 | 10 | 150 | 0% | 0 | 0 | 0% | U |
| Carbazole | X | ug/L | 0 | 0 | | 0 | 0 | 0 | 0.817582 | 10 | 150 | 0% | 0 | 0 | 0% | U |
| Dibenzofuran | X | ug/L | 0 | 0 | | 0 | 0 | 0 | 1.68954 | 10 | 150 | 0% | 0 | 0 | 0% | U |

| Seq No | Lab ID | Test Code | Sample Typ | File ID | Analysis Date | DF | Batch ID | Prep Date | SPKref | RPDref | pmoist | | | | | |
|-----------------|---------------|-------------|------------|------------------|------------------|-------|----------|------------|---------|--------|--------|------|-----|------|------|---|
| 14960300 | B21121613-002 | SVOC-8270-W | SAMP | \\SV5973N.I\sd12 | 12/30/2021 9:56: | 1 | 162392 | 12/21/2021 | 0 | 0 | | | | | | |
| Analyte | T | Units | RAW | Final | Text | Spike | SPKref | RPDref | MDL | PQL | UQL | %REC | LOW | HIGH | %RPD | Q |
| p-Chloroaniline | X | ug/L | 0 | 0 | | 0 | 0 | 0 | 1.47592 | 10 | 150 | 0% | 0 | 0 | 0% | U |
| Triallate | X | ug/L | 0 | 0 | | 0 | 0 | 0 | 1.46621 | 10 | 150 | 0% | 0 | 0 | 0% | U |

| Seq No | Lab ID | Test Code | Sample Typ | File ID | Analysis Date | DF | Batch ID | Prep Date | SPKref | RPDref | pmoist | | | | | |
|-----------------------------|---------------|-------------|------------|------------------|-----------------|-------|----------|------------|---------|--------|--------|------|-----|------|------|---|
| 14960804 | B21121622-001 | SVOC-8270-W | SAMP | \\SV5973N.I\sd12 | 12/30/2021 11:0 | 1 | 162392 | 12/21/2021 | 0 | 0 | | | | | | |
| Analyte | T | Units | RAW | Final | Text | Spike | SPKref | RPDref | MDL | PQL | UQL | %REC | LOW | HIGH | %RPD | Q |
| 1,2,4-Trichlorobenzene | A | ug/L | 0 | 0 | | 0 | 0 | 0 | 1.8088 | 10 | 150 | 0% | 0 | 0 | 0% | U |
| 1,2-Dichlorobenzene | A | ug/L | 0 | 0 | | 0 | 0 | 0 | 1.87544 | 10 | 150 | 0% | 0 | 0 | 0% | U |
| 1,3-Dichlorobenzene | A | ug/L | 0 | 0 | | 0 | 0 | 0 | 2.02776 | 10 | 150 | 0% | 0 | 0 | 0% | U |
| 1,4-Dichlorobenzene | A | ug/L | 0 | 0 | | 0 | 0 | 0 | 1.92304 | 10 | 150 | 0% | 0 | 0 | 0% | U |
| 1-Methylnaphthalene | A | ug/L | 0 | 0 | | 0 | 0 | 0 | 2.27528 | 10 | 150 | 0% | 0 | 0 | 0% | U |
| 2,4,5-Trichlorophenol | A | ug/L | 0 | 0 | | 0 | 0 | 0 | 2.12296 | 10 | 150 | 0% | 0 | 0 | 0% | U |
| 2,4,6-Trichlorophenol | A | ug/L | 0 | 0 | | 0 | 0 | 0 | 2.51328 | 10 | 150 | 0% | 0 | 0 | 0% | U |
| 2,4-Dichlorophenol | A | ug/L | 0 | 0 | | 0 | 0 | 0 | 1.60888 | 10 | 150 | 0% | 0 | 0 | 0% | U |
| 2,4-Dimethylphenol | A | ug/L | 0 | 0 | | 0 | 0 | 0 | 1.60888 | 10 | 150 | 0% | 0 | 0 | 0% | U |
| 2,4-Dinitrophenol | A | ug/L | 0 | 0 | | 0 | 0 | 0 | 4.05552 | 10 | 150 | 0% | 0 | 0 | 0% | U |
| 2,4-Dinitrotoluene | A | ug/L | 0 | 0 | | 0 | 0 | 0 | 2.89408 | 10 | 150 | 0% | 0 | 0 | 0% | U |
| 2,6-Dinitrotoluene | A | ug/L | 0 | 0 | | 0 | 0 | 0 | 3.0464 | 10 | 150 | 0% | 0 | 0 | 0% | U |
| 2-Chloronaphthalene | A | ug/L | 0 | 0 | | 0 | 0 | 0 | 2.03728 | 10 | 150 | 0% | 0 | 0 | 0% | U |
| 2-Chlorophenol | A | ug/L | 0 | 0 | | 0 | 0 | 0 | 2.36096 | 10 | 150 | 0% | 0 | 0 | 0% | U |
| 2-Methylnaphthalene | A | ug/L | 0 | 0 | | 0 | 0 | 0 | 1.82784 | 10 | 150 | 0% | 0 | 0 | 0% | U |
| 2-Nitrophenol | A | ug/L | 0 | 0 | | 0 | 0 | 0 | 2.24672 | 10 | 150 | 0% | 0 | 0 | 0% | U |
| 3,3'-Dichlorobenzidine | A | ug/L | 0 | 0 | | 0 | 0 | 0 | 2.00872 | 10 | 150 | 0% | 0 | 0 | 0% | U |
| 4,6-Dinitro-2-methylphenol | A | ug/L | 0 | 0 | | 0 | 0 | 0 | 2.21816 | 10 | 150 | 0% | 0 | 0 | 0% | U |
| 4-Bromophenyl phenyl ether | A | ug/L | 0 | 0 | | 0 | 0 | 0 | 1.65648 | 10 | 150 | 0% | 0 | 0 | 0% | U |
| 4-Chloro-3-methylphenol | A | ug/L | 0 | 0 | | 0 | 0 | 0 | 1.38992 | 10 | 150 | 0% | 0 | 0 | 0% | U |
| 4-Chlorophenol | A | ug/L | 0 | 0 | | 0 | 0 | 0 | 2.51328 | 10 | 150 | 0% | 0 | 0 | 0% | U |
| 4-Chlorophenyl phenyl ether | A | ug/L | 0 | 0 | | 0 | 0 | 0 | 1.93256 | 10 | 150 | 0% | 0 | 0 | 0% | U |
| 4-Nitrophenol | A | ug/L | 0 | 0 | | 0 | 0 | 0 | 2.38 | 10 | 150 | 0% | 0 | 0 | 0% | U |
| Acenaphthene | A | ug/L | 0 | 0 | | 0 | 0 | 0 | 1.79928 | 10 | 150 | 0% | 0 | 0 | 0% | U |
| Acenaphthylene | A | ug/L | 0 | 0 | | 0 | 0 | 0 | 1.49464 | 10 | 150 | 0% | 0 | 0 | 0% | U |
| Anthracene | A | ug/L | 0 | 0 | | 0 | 0 | 0 | 1.17096 | 10 | 150 | 0% | 0 | 0 | 0% | U |
| Azobenzene | A | ug/L | 0 | 0 | | 0 | 0 | 0 | 1.03768 | 10 | 150 | 0% | 0 | 0 | 0% | U |
| Benzidine | A | ug/L | 0 | 0 | | 0 | 0 | 0 | 6.39744 | 10 | 150 | 0% | 0 | 0 | 0% | U |

| Seq No | Lab ID | Test Code | Sample Typ | File ID | Analysis Date | DF | Batch ID | Prep Date | SPKref | RPDref | pmoist | | | | | |
|-----------------------------|---------------|-------------|------------|-----------|----------------------|-------|----------|------------|----------|--------|--------|------|-----|------|------|---|
| 14960804 | B21121622-001 | SVOC-8270-W | SAMP | SV5973N.I | sd12:12/30/2021 11:0 | 1 | 162392 | 12/21/2021 | 0 | 0 | | | | | | |
| Analyte | T | Units | RAW | Final | Text | Spike | SPKref | RPDref | MDL | PQL | UQL | %REC | LOW | HIGH | %RPD | Q |
| Benzo(a)anthracene | A | ug/L | 0 | 0 | | 0 | 0 | 0 | 0.814912 | 10 | 150 | 0% | 0 | 0 | 0% | U |
| Benzo(a)pyrene | A | ug/L | 0 | 0 | | 0 | 0 | 0 | 1.18048 | 10 | 150 | 0% | 0 | 0 | 0% | U |
| Benzo(b)fluoranthene | A | ug/L | 0 | 0 | | 0 | 0 | 0 | 0.859656 | 10 | 150 | 0% | 0 | 0 | 0% | U |
| Benzo(g,h,i)perylene | A | ug/L | 0 | 0 | | 0 | 0 | 0 | 0.96152 | 10 | 150 | 0% | 0 | 0 | 0% | U |
| Benzo(k)fluoranthene | A | ug/L | 0 | 0 | | 0 | 0 | 0 | 0.92344 | 10 | 150 | 0% | 0 | 0 | 0% | U |
| bis(-2-chloroethoxy)Methane | A | ug/L | 0 | 0 | | 0 | 0 | 0 | 1.29472 | 10 | 150 | 0% | 0 | 0 | 0% | U |
| bis(-2-chloroethyl)Ether | A | ug/L | 0 | 0 | | 0 | 0 | 0 | 2.44664 | 10 | 150 | 0% | 0 | 0 | 0% | U |
| bis(2-chloroisopropyl)Ether | A | ug/L | 0 | 0 | | 0 | 0 | 0 | 1.41848 | 10 | 150 | 0% | 0 | 0 | 0% | U |
| bis(2-ethylhexyl)Phthalate | A | ug/L | 0 | 0 | | 0 | 0 | 0 | 1.81832 | 10 | 150 | 0% | 0 | 0 | 0% | U |
| Butylbenzylphthalate | A | ug/L | 0 | 0 | | 0 | 0 | 0 | 1.49464 | 10 | 150 | 0% | 0 | 0 | 0% | U |
| Chrysene | A | ug/L | 0 | 0 | | 0 | 0 | 0 | 1.11384 | 10 | 150 | 0% | 0 | 0 | 0% | U |
| Di-n-butyl phthalate | A | ug/L | 0 | 0 | | 0 | 0 | 0 | 0.887264 | 10 | 150 | 0% | 0 | 0 | 0% | U |
| Di-n-octyl phthalate | A | ug/L | 0 | 0 | | 0 | 0 | 0 | 1.27568 | 10 | 150 | 0% | 0 | 0 | 0% | U |
| Dibenzo(a,h)anthracene | A | ug/L | 0 | 0 | | 0 | 0 | 0 | 1.11384 | 10 | 150 | 0% | 0 | 0 | 0% | U |
| Diethyl phthalate | A | ug/L | 0 | 0 | | 0 | 0 | 0 | 2.07536 | 10 | 150 | 0% | 0 | 0 | 0% | U |
| Dimethyl phthalate | A | ug/L | 0 | 0 | | 0 | 0 | 0 | 1.63744 | 10 | 150 | 0% | 0 | 0 | 0% | U |
| Fluoranthene | A | ug/L | 0 | 0 | | 0 | 0 | 0 | 0.840616 | 10 | 150 | 0% | 0 | 0 | 0% | U |
| Fluorene | A | ug/L | 0 | 0 | | 0 | 0 | 0 | 1.73264 | 10 | 150 | 0% | 0 | 0 | 0% | U |
| Hexachlorobenzene | A | ug/L | 0 | 0 | | 0 | 0 | 0 | 1.26616 | 10 | 150 | 0% | 0 | 0 | 0% | U |
| Hexachlorobutadiene | A | ug/L | 0 | 0 | | 0 | 0 | 0 | 2.20864 | 10 | 150 | 0% | 0 | 0 | 0% | U |
| Hexachlorocyclopentadiene | A | ug/L | 0 | 0 | | 0 | 0 | 0 | 2.82744 | 10 | 150 | 0% | 0 | 0 | 0% | U |
| Hexachloroethane | A | ug/L | 0 | 0 | | 0 | 0 | 0 | 1.70408 | 10 | 150 | 0% | 0 | 0 | 0% | U |
| Indeno(1,2,3-cd)pyrene | A | ug/L | 0 | 0 | | 0 | 0 | 0 | 1.19 | 10 | 150 | 0% | 0 | 0 | 0% | U |
| Isophorone | A | ug/L | 0 | 0 | | 0 | 0 | 0 | 1.58984 | 10 | 150 | 0% | 0 | 0 | 0% | U |
| m+p-Cresols | A | ug/L | 0 | 0 | | 0 | 0 | 0 | 1.69456 | 10 | 150 | 0% | 0 | 0 | 0% | U |
| n-Nitroso-di-n-propylamine | A | ug/L | 0 | 0 | | 0 | 0 | 0 | 1.46608 | 10 | 150 | 0% | 0 | 0 | 0% | U |
| n-Nitrosodimethylamine | A | ug/L | 0 | 0 | | 0 | 0 | 0 | 1.45656 | 10 | 150 | 0% | 0 | 0 | 0% | U |
| n-Nitrosodiphenylamine | A | ug/L | 0 | 0 | | 0 | 0 | 0 | 1.10432 | 10 | 150 | 0% | 0 | 0 | 0% | U |
| Naphthalene | A | ug/L | 0 | 0 | | 0 | 0 | 0 | 1.65648 | 10 | 150 | 0% | 0 | 0 | 0% | U |
| Nitrobenzene | A | ug/L | 0 | 0 | | 0 | 0 | 0 | 2.19912 | 10 | 150 | 0% | 0 | 0 | 0% | U |
| o-Cresol | A | ug/L | 0 | 0 | | 0 | 0 | 0 | 1.74216 | 10 | 150 | 0% | 0 | 0 | 0% | U |
| Pentachlorophenol | A | ug/L | 0 | 0 | | 0 | 0 | 0 | 4.03648 | 10 | 150 | 0% | 0 | 0 | 0% | U |
| Phenanthrene | A | ug/L | 0 | 0 | | 0 | 0 | 0 | 0.746368 | 10 | 150 | 0% | 0 | 0 | 0% | U |
| Phenol | A | ug/L | 0 | 0 | | 0 | 0 | 0 | 1.38992 | 10 | 150 | 0% | 0 | 0 | 0% | U |
| Pyrene | A | ug/L | 0 | 0 | | 0 | 0 | 0 | 0.876792 | 10 | 150 | 0% | 0 | 0 | 0% | U |

| Seq No | Lab ID | Test Code | Sample Typ | File ID | Analysis Date | DF | Batch ID | Prep Date | SPKref | RPDref | pmoist | | | | | |
|------------------------------|---------------|-------------|------------|------------------|-----------------|-------|----------|------------|----------|--------|--------|------|-----|------|------|---|
| 14960804 | B21121622-001 | SVOC-8270-W | SAMP | \\SV5973N.I\sd12 | 12/30/2021 11:0 | 1 | 162392 | 12/21/2021 | 0 | 0 | | | | | | |
| Analyte | T | Units | RAW | Final | Text | Spike | SPKref | RPDref | MDL | PQL | UQL | %REC | LOW | HIGH | %RPD | Q |
| Pyridine | A | ug/L | 0 | 0 | | 0 | 0 | 0 | 3.06544 | 10 | 150 | 0% | 0 | 0 | 0% | U |
| 1,4-Dichlorobenzene-d4 | I | ug/L | 40 | 38.08 | | 0 | 0 | 0 | 0 | 10 | 150 | 0% | 0 | 0 | 0% | |
| Acenaphthene-d10 | I | ug/L | 40 | 38.08 | | 0 | 0 | 0 | 0 | 10 | 150 | 0% | 0 | 0 | 0% | |
| Chrysene-d12 | I | ug/L | 40 | 38.08 | | 0 | 0 | 0 | 0 | 10 | 150 | 0% | 0 | 0 | 0% | |
| Naphthalene-d8 | I | ug/L | 40 | 38.08 | | 0 | 0 | 0 | 0 | 10 | 150 | 0% | 0 | 0 | 0% | |
| Perylene-d12 | I | ug/L | 40 | 38.08 | | 0 | 0 | 0 | 0 | 10 | 150 | 0% | 0 | 0 | 0% | |
| Phenanthrene-d10 | I | ug/L | 40 | 38.08 | | 0 | 0 | 0 | 0 | 10 | 150 | 0% | 0 | 0 | 0% | |
| 2,4,6-Tribromophenol | S | ug/L | 7.46859 | 7.11009768 | | 9.52 | 0 | 0 | 2.74176 | 10 | | 75% | 43 | 140 | 0% | J |
| 2-Fluorobiphenyl | S | ug/L | 2.66567 | 2.53771784 | | 4.76 | 0 | 0 | 0.689248 | 10 | | 53% | 44 | 119 | 0% | J |
| 2-Fluorophenol | S | ug/L | 2.83088 | 2.69499776 | | 9.52 | 0 | 0 | 0.335104 | 10 | | 28% | 19 | 119 | 0% | J |
| Nitrobenzene-d5 | S | ug/L | 2.20712 | 2.10117824 | | 4.76 | 0 | 0 | 0.222768 | 10 | | 44% | 44 | 120 | 0% | J |
| Phenol-d5 | S | ug/L | 3.58741 | 3.41521432 | | 9.52 | 0 | 0 | 1.96112 | 10 | | 36% | 10 | 65 | 0% | J |
| Terphenyl-d14 | S | ug/L | 3.37868 | 3.21650336 | | 4.76 | 0 | 0 | 1.11384 | 10 | | 68% | 50 | 134 | 0% | J |
| 2,2'-Oxybis(1-Chloropropane) | X | ug/L | 0 | 0 | | 0 | 0 | 0 | 1.3804 | 10 | 150 | 0% | 0 | 0 | 0% | U |
| 2-Nitroaniline | X | ug/L | 0 | 0 | | 0 | 0 | 0 | 2.2848 | 10 | 150 | 0% | 0 | 0 | 0% | U |
| 3-Nitroaniline | X | ug/L | 0 | 0 | | 0 | 0 | 0 | 2.63704 | 10 | 150 | 0% | 0 | 0 | 0% | U |
| 4-Chloro-2-methylphenol | X | ug/L | 0 | 0 | | 0 | 0 | 0 | 1.5232 | 10 | 150 | 0% | 0 | 0 | 0% | U |
| 4-Chloroaniline | X | ug/L | 0 | 0 | | 0 | 0 | 0 | 1.53272 | 10 | 150 | 0% | 0 | 0 | 0% | U |
| 4-Nitroaniline | X | ug/L | 0 | 0 | | 0 | 0 | 0 | 1.55176 | 10 | 150 | 0% | 0 | 0 | 0% | U |
| Carbazole | X | ug/L | 0 | 0 | | 0 | 0 | 0 | 0.801584 | 10 | 150 | 0% | 0 | 0 | 0% | U |
| Dibenzofuran | X | ug/L | 0 | 0 | | 0 | 0 | 0 | 1.65648 | 10 | 150 | 0% | 0 | 0 | 0% | U |
| p-Chloroaniline | X | ug/L | 0 | 0 | | 0 | 0 | 0 | 1.44704 | 10 | 150 | 0% | 0 | 0 | 0% | U |
| Triallate | X | ug/L | 0 | 0 | | 0 | 0 | 0 | 1.43752 | 10 | 150 | 0% | 0 | 0 | 0% | U |

| Seq No | Lab ID | Test Code | Sample Typ | File ID | Analysis Date | DF | Batch ID | Prep Date | SPKref | RPDref | pmoist | | | | | |
|------------------------|---------------|-------------|------------|------------------|-----------------|-------|----------|------------|---------|--------|--------|------|-----|------|------|---|
| 14960805 | B21121622-002 | SVOC-8270-W | SAMP | \\SV5973N.I\sd12 | 12/30/2021 11:3 | 1 | 162392 | 12/21/2021 | 0 | 0 | | | | | | |
| Analyte | T | Units | RAW | Final | Text | Spike | SPKref | RPDref | MDL | PQL | UQL | %REC | LOW | HIGH | %RPD | Q |
| 1,2,4-Trichlorobenzene | A | ug/L | 0 | 0 | | 0 | 0 | 0 | 1.8088 | 10 | 150 | 0% | 0 | 0 | 0% | U |
| 1,2-Dichlorobenzene | A | ug/L | 0 | 0 | | 0 | 0 | 0 | 1.87544 | 10 | 150 | 0% | 0 | 0 | 0% | U |
| 1,3-Dichlorobenzene | A | ug/L | 0 | 0 | | 0 | 0 | 0 | 2.02776 | 10 | 150 | 0% | 0 | 0 | 0% | U |
| 1,4-Dichlorobenzene | A | ug/L | 0 | 0 | | 0 | 0 | 0 | 1.92304 | 10 | 150 | 0% | 0 | 0 | 0% | U |
| 1-Methylnaphthalene | A | ug/L | 0 | 0 | | 0 | 0 | 0 | 2.27528 | 10 | 150 | 0% | 0 | 0 | 0% | U |
| 2,4,5-Trichlorophenol | A | ug/L | 0 | 0 | | 0 | 0 | 0 | 2.12296 | 10 | 150 | 0% | 0 | 0 | 0% | U |
| 2,4,6-Trichlorophenol | A | ug/L | 0 | 0 | | 0 | 0 | 0 | 2.51328 | 10 | 150 | 0% | 0 | 0 | 0% | U |

| Seq No | Lab ID | Test Code | Sample Typ | File ID | Analysis Date | DF | Batch ID | Prep Date | SPKref | RPDref | pmoist | | | | | |
|-----------------------------|---------------|-------------|------------|-----------|-----------------|-------|----------|------------|----------|--------|--------|------|-----|------|------|---|
| 14960805 | B21121622-002 | SVOC-8270-W | SAMP | SV5973N.I | 12/30/2021 11:3 | 1 | 162392 | 12/21/2021 | 0 | 0 | | | | | | |
| Analyte | T | Units | RAW | Final | Text | Spike | SPKref | RPDref | MDL | PQL | UQL | %REC | LOW | HIGH | %RPD | Q |
| 2,4-Dichlorophenol | A | ug/L | 0 | 0 | | 0 | 0 | 0 | 1.60888 | 10 | 150 | 0% | 0 | 0 | 0% | U |
| 2,4-Dimethylphenol | A | ug/L | 0 | 0 | | 0 | 0 | 0 | 1.60888 | 10 | 150 | 0% | 0 | 0 | 0% | U |
| 2,4-Dinitrophenol | A | ug/L | 0 | 0 | | 0 | 0 | 0 | 4.05552 | 10 | 150 | 0% | 0 | 0 | 0% | U |
| 2,4-Dinitrotoluene | A | ug/L | 0 | 0 | | 0 | 0 | 0 | 2.89408 | 10 | 150 | 0% | 0 | 0 | 0% | U |
| 2,6-Dinitrotoluene | A | ug/L | 0 | 0 | | 0 | 0 | 0 | 3.0464 | 10 | 150 | 0% | 0 | 0 | 0% | U |
| 2-Chloronaphthalene | A | ug/L | 0 | 0 | | 0 | 0 | 0 | 2.03728 | 10 | 150 | 0% | 0 | 0 | 0% | U |
| 2-Chlorophenol | A | ug/L | 0 | 0 | | 0 | 0 | 0 | 2.36096 | 10 | 150 | 0% | 0 | 0 | 0% | U |
| 2-Methylnaphthalene | A | ug/L | 0 | 0 | | 0 | 0 | 0 | 1.82784 | 10 | 150 | 0% | 0 | 0 | 0% | U |
| 2-Nitrophenol | A | ug/L | 0 | 0 | | 0 | 0 | 0 | 2.24672 | 10 | 150 | 0% | 0 | 0 | 0% | U |
| 3,3'-Dichlorobenzidine | A | ug/L | 0 | 0 | | 0 | 0 | 0 | 2.00872 | 10 | 150 | 0% | 0 | 0 | 0% | U |
| 4,6-Dinitro-2-methylphenol | A | ug/L | 0 | 0 | | 0 | 0 | 0 | 2.21816 | 10 | 150 | 0% | 0 | 0 | 0% | U |
| 4-Bromophenyl phenyl ether | A | ug/L | 0 | 0 | | 0 | 0 | 0 | 1.65648 | 10 | 150 | 0% | 0 | 0 | 0% | U |
| 4-Chloro-3-methylphenol | A | ug/L | 0 | 0 | | 0 | 0 | 0 | 1.38992 | 10 | 150 | 0% | 0 | 0 | 0% | U |
| 4-Chlorophenol | A | ug/L | 0 | 0 | | 0 | 0 | 0 | 2.51328 | 10 | 150 | 0% | 0 | 0 | 0% | U |
| 4-Chlorophenyl phenyl ether | A | ug/L | 0 | 0 | | 0 | 0 | 0 | 1.93256 | 10 | 150 | 0% | 0 | 0 | 0% | U |
| 4-Nitrophenol | A | ug/L | 0 | 0 | | 0 | 0 | 0 | 2.38 | 10 | 150 | 0% | 0 | 0 | 0% | U |
| Acenaphthene | A | ug/L | 0 | 0 | | 0 | 0 | 0 | 1.79928 | 10 | 150 | 0% | 0 | 0 | 0% | U |
| Acenaphthylene | A | ug/L | 0 | 0 | | 0 | 0 | 0 | 1.49464 | 10 | 150 | 0% | 0 | 0 | 0% | U |
| Anthracene | A | ug/L | 0 | 0 | | 0 | 0 | 0 | 1.17096 | 10 | 150 | 0% | 0 | 0 | 0% | U |
| Azobenzene | A | ug/L | 0 | 0 | | 0 | 0 | 0 | 1.03768 | 10 | 150 | 0% | 0 | 0 | 0% | U |
| Benzidine | A | ug/L | 0 | 0 | | 0 | 0 | 0 | 6.39744 | 10 | 150 | 0% | 0 | 0 | 0% | U |
| Benzo(a)anthracene | A | ug/L | 0 | 0 | | 0 | 0 | 0 | 0.814912 | 10 | 150 | 0% | 0 | 0 | 0% | U |
| Benzo(a)pyrene | A | ug/L | 0 | 0 | | 0 | 0 | 0 | 1.18048 | 10 | 150 | 0% | 0 | 0 | 0% | U |
| Benzo(b)fluoranthene | A | ug/L | 0 | 0 | | 0 | 0 | 0 | 0.859656 | 10 | 150 | 0% | 0 | 0 | 0% | U |
| Benzo(g,h,i)perylene | A | ug/L | 0 | 0 | | 0 | 0 | 0 | 0.96152 | 10 | 150 | 0% | 0 | 0 | 0% | U |
| Benzo(k)fluoranthene | A | ug/L | 0 | 0 | | 0 | 0 | 0 | 0.92344 | 10 | 150 | 0% | 0 | 0 | 0% | U |
| bis(-2-chloroethoxy)Methane | A | ug/L | 0 | 0 | | 0 | 0 | 0 | 1.29472 | 10 | 150 | 0% | 0 | 0 | 0% | U |
| bis(-2-chloroethyl)Ether | A | ug/L | 0 | 0 | | 0 | 0 | 0 | 2.44664 | 10 | 150 | 0% | 0 | 0 | 0% | U |
| bis(2-chloroisopropyl)Ether | A | ug/L | 0 | 0 | | 0 | 0 | 0 | 1.41848 | 10 | 150 | 0% | 0 | 0 | 0% | U |
| bis(2-ethylhexyl)Phthalate | A | ug/L | 0 | 0 | | 0 | 0 | 0 | 1.81832 | 10 | 150 | 0% | 0 | 0 | 0% | U |
| Butylbenzylphthalate | A | ug/L | 0 | 0 | | 0 | 0 | 0 | 1.49464 | 10 | 150 | 0% | 0 | 0 | 0% | U |
| Chrysene | A | ug/L | 0 | 0 | | 0 | 0 | 0 | 1.11384 | 10 | 150 | 0% | 0 | 0 | 0% | U |
| Di-n-butyl phthalate | A | ug/L | 0 | 0 | | 0 | 0 | 0 | 0.887264 | 10 | 150 | 0% | 0 | 0 | 0% | U |
| Di-n-octyl phthalate | A | ug/L | 0 | 0 | | 0 | 0 | 0 | 1.27568 | 10 | 150 | 0% | 0 | 0 | 0% | U |
| Dibenzo(a,h)anthracene | A | ug/L | 0 | 0 | | 0 | 0 | 0 | 1.11384 | 10 | 150 | 0% | 0 | 0 | 0% | U |

| Seq No | Lab ID | Test Code | Sample Typ | File ID | Analysis Date | DF | Batch ID | Prep Date | SPKref | RPDref | pmoist | | | | | |
|------------------------------|---------------|-------------|------------|------------------|-----------------|-------|----------|------------|----------|--------|--------|------|-----|------|------|---|
| 14960805 | B21121622-002 | SVOC-8270-W | SAMP | \\SV5973N.I\sd12 | 12/30/2021 11:3 | 1 | 162392 | 12/21/2021 | 0 | 0 | | | | | | |
| Analyte | T | Units | RAW | Final | Text | Spike | SPKref | RPDref | MDL | PQL | UQL | %REC | LOW | HIGH | %RPD | Q |
| Diethyl phthalate | A | ug/L | 0 | 0 | | 0 | 0 | 0 | 2.07536 | 10 | 150 | 0% | 0 | 0 | 0% | U |
| Dimethyl phthalate | A | ug/L | 0 | 0 | | 0 | 0 | 0 | 1.63744 | 10 | 150 | 0% | 0 | 0 | 0% | U |
| Fluoranthene | A | ug/L | 0 | 0 | | 0 | 0 | 0 | 0.840616 | 10 | 150 | 0% | 0 | 0 | 0% | U |
| Fluorene | A | ug/L | 0 | 0 | | 0 | 0 | 0 | 1.73264 | 10 | 150 | 0% | 0 | 0 | 0% | U |
| Hexachlorobenzene | A | ug/L | 0 | 0 | | 0 | 0 | 0 | 1.26616 | 10 | 150 | 0% | 0 | 0 | 0% | U |
| Hexachlorobutadiene | A | ug/L | 0 | 0 | | 0 | 0 | 0 | 2.20864 | 10 | 150 | 0% | 0 | 0 | 0% | U |
| Hexachlorocyclopentadiene | A | ug/L | 0 | 0 | | 0 | 0 | 0 | 2.82744 | 10 | 150 | 0% | 0 | 0 | 0% | U |
| Hexachloroethane | A | ug/L | 0 | 0 | | 0 | 0 | 0 | 1.70408 | 10 | 150 | 0% | 0 | 0 | 0% | U |
| Indeno(1,2,3-cd)pyrene | A | ug/L | 0 | 0 | | 0 | 0 | 0 | 1.19 | 10 | 150 | 0% | 0 | 0 | 0% | U |
| Isophorone | A | ug/L | 0 | 0 | | 0 | 0 | 0 | 1.58984 | 10 | 150 | 0% | 0 | 0 | 0% | U |
| m+p-Cresols | A | ug/L | 0 | 0 | | 0 | 0 | 0 | 1.69456 | 10 | 150 | 0% | 0 | 0 | 0% | U |
| n-Nitroso-di-n-propylamine | A | ug/L | 0 | 0 | | 0 | 0 | 0 | 1.46608 | 10 | 150 | 0% | 0 | 0 | 0% | U |
| n-Nitrosodimethylamine | A | ug/L | 0 | 0 | | 0 | 0 | 0 | 1.45656 | 10 | 150 | 0% | 0 | 0 | 0% | U |
| n-Nitrosodiphenylamine | A | ug/L | 0 | 0 | | 0 | 0 | 0 | 1.10432 | 10 | 150 | 0% | 0 | 0 | 0% | U |
| Naphthalene | A | ug/L | 0 | 0 | | 0 | 0 | 0 | 1.65648 | 10 | 150 | 0% | 0 | 0 | 0% | U |
| Nitrobenzene | A | ug/L | 0 | 0 | | 0 | 0 | 0 | 2.19912 | 10 | 150 | 0% | 0 | 0 | 0% | U |
| o-Cresol | A | ug/L | 0 | 0 | | 0 | 0 | 0 | 1.74216 | 10 | 150 | 0% | 0 | 0 | 0% | U |
| Pentachlorophenol | A | ug/L | 0 | 0 | | 0 | 0 | 0 | 4.03648 | 10 | 150 | 0% | 0 | 0 | 0% | U |
| Phenanthrene | A | ug/L | 0 | 0 | | 0 | 0 | 0 | 0.746368 | 10 | 150 | 0% | 0 | 0 | 0% | U |
| Phenol | A | ug/L | 0 | 0 | | 0 | 0 | 0 | 1.38992 | 10 | 150 | 0% | 0 | 0 | 0% | U |
| Pyrene | A | ug/L | 0 | 0 | | 0 | 0 | 0 | 0.876792 | 10 | 150 | 0% | 0 | 0 | 0% | U |
| Pyridine | A | ug/L | 0 | 0 | | 0 | 0 | 0 | 3.06544 | 10 | 150 | 0% | 0 | 0 | 0% | U |
| 1,4-Dichlorobenzene-d4 | I | ug/L | 40 | 38.08 | | 0 | 0 | 0 | 0 | 10 | 150 | 0% | 0 | 0 | 0% | |
| Acenaphthene-d10 | I | ug/L | 40 | 38.08 | | 0 | 0 | 0 | 0 | 10 | 150 | 0% | 0 | 0 | 0% | |
| Chrysene-d12 | I | ug/L | 40 | 38.08 | | 0 | 0 | 0 | 0 | 10 | 150 | 0% | 0 | 0 | 0% | |
| Naphthalene-d8 | I | ug/L | 40 | 38.08 | | 0 | 0 | 0 | 0 | 10 | 150 | 0% | 0 | 0 | 0% | |
| Perylene-d12 | I | ug/L | 40 | 38.08 | | 0 | 0 | 0 | 0 | 10 | 150 | 0% | 0 | 0 | 0% | |
| Phenanthrene-d10 | I | ug/L | 40 | 38.08 | | 0 | 0 | 0 | 0 | 10 | 150 | 0% | 0 | 0 | 0% | |
| 2,4,6-Tribromophenol | S | ug/L | 7.40447 | 7.04905544 | | 9.52 | 0 | 0 | 2.74176 | 10 | | 74% | 43 | 140 | 0% | J |
| 2-Fluorobiphenyl | S | ug/L | 2.57918 | 2.45537936 | | 4.76 | 0 | 0 | 0.689248 | 10 | | 52% | 44 | 119 | 0% | J |
| 2-Fluorophenol | S | ug/L | 2.95028 | 2.80866656 | | 9.52 | 0 | 0 | 0.335104 | 10 | | 30% | 19 | 119 | 0% | J |
| Nitrobenzene-d5 | S | ug/L | 2.36069 | 2.24737688 | | 4.76 | 0 | 0 | 2.22768 | 10 | | 47% | 44 | 120 | 0% | J |
| Phenol-d5 | S | ug/L | 3.64118 | 3.46640336 | | 9.52 | 0 | 0 | 1.96112 | 10 | | 36% | 10 | 65 | 0% | J |
| Terphenyl-d14 | S | ug/L | 4.0631 | 3.8680712 | | 4.76 | 0 | 0 | 1.11384 | 10 | | 81% | 50 | 134 | 0% | J |
| 2,2'-Oxybis(1-Chloropropane) | X | ug/L | 0 | 0 | | 0 | 0 | 0 | 1.3804 | 10 | 150 | 0% | 0 | 0 | 0% | U |

| Seq No | Lab ID | Test Code | Sample Typ | File ID | Analysis Date | DF | Batch ID | Prep Date | SPKref | RPDref | pmoist | | | | | |
|-------------------------|---------------|-------------|------------|----------------------------------|---------------|-------|----------|------------|----------|--------|--------|------|-----|------|------|---|
| 14960805 | B21121622-002 | SVOC-8270-W | SAMP | \\SV5973N.I\sd12\12/30/2021 11:3 | | 1 | 162392 | 12/21/2021 | 0 | 0 | | | | | | |
| Analyte | T | Units | RAW | Final | Text | Spike | SPKref | RPDref | MDL | PQL | UQL | %REC | LOW | HIGH | %RPD | Q |
| 2-Nitroaniline | X | ug/L | 0 | 0 | | 0 | 0 | 0 | 2.2848 | 10 | 150 | 0% | 0 | 0 | 0% | U |
| 3-Nitroaniline | X | ug/L | 0 | 0 | | 0 | 0 | 0 | 2.63704 | 10 | 150 | 0% | 0 | 0 | 0% | U |
| 4-Chloro-2-methylphenol | X | ug/L | 0 | 0 | | 0 | 0 | 0 | 1.5232 | 10 | 150 | 0% | 0 | 0 | 0% | U |
| 4-Chloroaniline | X | ug/L | 0 | 0 | | 0 | 0 | 0 | 1.53272 | 10 | 150 | 0% | 0 | 0 | 0% | U |
| 4-Nitroaniline | X | ug/L | 0 | 0 | | 0 | 0 | 0 | 1.55176 | 10 | 150 | 0% | 0 | 0 | 0% | U |
| Carbazole | X | ug/L | 0 | 0 | | 0 | 0 | 0 | 0.801584 | 10 | 150 | 0% | 0 | 0 | 0% | U |
| Dibenzofuran | X | ug/L | 0 | 0 | | 0 | 0 | 0 | 1.65648 | 10 | 150 | 0% | 0 | 0 | 0% | U |
| p-Chloroaniline | X | ug/L | 0 | 0 | | 0 | 0 | 0 | 1.44704 | 10 | 150 | 0% | 0 | 0 | 0% | U |
| Triallate | X | ug/L | 0 | 0 | | 0 | 0 | 0 | 1.43752 | 10 | 150 | 0% | 0 | 0 | 0% | U |

| Seq No | Lab ID | Test Code | Sample Typ | File ID | Analysis Date | DF | Batch ID | Prep Date | SPKref | RPDref | pmoist | | | | | |
|----------------------------|---------------|-------------|------------|----------------------------------|---------------|-------|----------|------------|--------|--------|--------|------|-----|------|------|---|
| 14960806 | B21121622-003 | SVOC-8270-W | SAMP | \\SV5973N.I\sd12\12/31/2021 12:0 | | 1 | 162392 | 12/21/2021 | 0 | 0 | | | | | | |
| Analyte | T | Units | RAW | Final | Text | Spike | SPKref | RPDref | MDL | PQL | UQL | %REC | LOW | HIGH | %RPD | Q |
| 1,2,4-Trichlorobenzene | A | ug/L | 0 | 0 | | 0 | 0 | 0 | 2.014 | 10 | 150 | 0% | 0 | 0 | 0% | U |
| 1,2-Dichlorobenzene | A | ug/L | 0 | 0 | | 0 | 0 | 0 | 2.0882 | 10 | 150 | 0% | 0 | 0 | 0% | U |
| 1,3-Dichlorobenzene | A | ug/L | 0 | 0 | | 0 | 0 | 0 | 2.2578 | 10 | 150 | 0% | 0 | 0 | 0% | U |
| 1,4-Dichlorobenzene | A | ug/L | 0 | 0 | | 0 | 0 | 0 | 2.1412 | 10 | 150 | 0% | 0 | 0 | 0% | U |
| 1-Methylnaphthalene | A | ug/L | 0 | 0 | | 0 | 0 | 0 | 2.5334 | 10 | 150 | 0% | 0 | 0 | 0% | U |
| 2,4,5-Trichlorophenol | A | ug/L | 0 | 0 | | 0 | 0 | 0 | 2.3638 | 10 | 150 | 0% | 0 | 0 | 0% | U |
| 2,4,6-Trichlorophenol | A | ug/L | 0 | 0 | | 0 | 0 | 0 | 2.7984 | 10 | 150 | 0% | 0 | 0 | 0% | U |
| 2,4-Dichlorophenol | A | ug/L | 0 | 0 | | 0 | 0 | 0 | 1.7914 | 10 | 150 | 0% | 0 | 0 | 0% | U |
| 2,4-Dimethylphenol | A | ug/L | 0 | 0 | | 0 | 0 | 0 | 1.7914 | 10 | 150 | 0% | 0 | 0 | 0% | U |
| 2,4-Dinitrophenol | A | ug/L | 0 | 0 | | 0 | 0 | 0 | 4.5156 | 10.6 | 150 | 0% | 0 | 0 | 0% | U |
| 2,4-Dinitrotoluene | A | ug/L | 0 | 0 | | 0 | 0 | 0 | 3.2224 | 10 | 150 | 0% | 0 | 0 | 0% | U |
| 2,6-Dinitrotoluene | A | ug/L | 0 | 0 | | 0 | 0 | 0 | 3.392 | 10 | 150 | 0% | 0 | 0 | 0% | U |
| 2-Chloronaphthalene | A | ug/L | 0 | 0 | | 0 | 0 | 0 | 2.2684 | 10 | 150 | 0% | 0 | 0 | 0% | U |
| 2-Chlorophenol | A | ug/L | 0 | 0 | | 0 | 0 | 0 | 2.6288 | 10 | 150 | 0% | 0 | 0 | 0% | U |
| 2-Methylnaphthalene | A | ug/L | 0 | 0 | | 0 | 0 | 0 | 2.0352 | 10 | 150 | 0% | 0 | 0 | 0% | U |
| 2-Nitrophenol | A | ug/L | 0 | 0 | | 0 | 0 | 0 | 2.5016 | 10 | 150 | 0% | 0 | 0 | 0% | U |
| 3,3'-Dichlorobenzidine | A | ug/L | 0 | 0 | | 0 | 0 | 0 | 2.2366 | 10.6 | 150 | 0% | 0 | 0 | 0% | U |
| 4,6-Dinitro-2-methylphenol | A | ug/L | 0 | 0 | | 0 | 0 | 0 | 2.4698 | 10.6 | 150 | 0% | 0 | 0 | 0% | U |
| 4-Bromophenyl phenyl ether | A | ug/L | 0 | 0 | | 0 | 0 | 0 | 1.8444 | 10 | 150 | 0% | 0 | 0 | 0% | U |
| 4-Chloro-3-methylphenol | A | ug/L | 0 | 0 | | 0 | 0 | 0 | 1.5476 | 10 | 150 | 0% | 0 | 0 | 0% | U |
| 4-Chlorophenol | A | ug/L | 0 | 0 | | 0 | 0 | 0 | 2.7984 | 10 | 150 | 0% | 0 | 0 | 0% | U |

| Seq No | Lab ID | Test Code | Sample Typ | File ID | Analysis Date | DF | Batch ID | Prep Date | SPKref | RPDref | pmoist | | | | | |
|-----------------------------|---------------|-------------|------------|-----------|-----------------|-------|----------|------------|---------|--------|--------|------|-----|------|------|---|
| 14960806 | B21121622-003 | SVOC-8270-W | SAMP | SV5973N.I | 12/31/2021 12:0 | 1 | 162392 | 12/21/2021 | 0 | 0 | | | | | | |
| Analyte | T | Units | RAW | Final | Text | Spike | SPKref | RPDref | MDL | PQL | UQL | %REC | LOW | HIGH | %RPD | Q |
| 4-Chlorophenyl phenyl ether | A | ug/L | 0 | 0 | | 0 | 0 | 0 | 2.1518 | 10 | 150 | 0% | 0 | 0 | 0% | U |
| 4-Nitrophenol | A | ug/L | 0 | 0 | | 0 | 0 | 0 | 2.65 | 10.6 | 150 | 0% | 0 | 0 | 0% | U |
| Acenaphthene | A | ug/L | 0 | 0 | | 0 | 0 | 0 | 2.0034 | 10 | 150 | 0% | 0 | 0 | 0% | U |
| Acenaphthylene | A | ug/L | 0 | 0 | | 0 | 0 | 0 | 1.6642 | 10 | 150 | 0% | 0 | 0 | 0% | U |
| Anthracene | A | ug/L | 0 | 0 | | 0 | 0 | 0 | 1.3038 | 10 | 150 | 0% | 0 | 0 | 0% | U |
| Azobenzene | A | ug/L | 0 | 0 | | 0 | 0 | 0 | 1.1554 | 10 | 150 | 0% | 0 | 0 | 0% | U |
| Benzidine | A | ug/L | 0 | 0 | | 0 | 0 | 0 | 7.1232 | 10.6 | 150 | 0% | 0 | 0 | 0% | U |
| Benzo(a)anthracene | A | ug/L | 0 | 0 | | 0 | 0 | 0 | 0.90736 | 10 | 150 | 0% | 0 | 0 | 0% | U |
| Benzo(a)pyrene | A | ug/L | 0 | 0 | | 0 | 0 | 0 | 1.3144 | 10 | 150 | 0% | 0 | 0 | 0% | U |
| Benzo(b)fluoranthene | A | ug/L | 0 | 0 | | 0 | 0 | 0 | 0.95718 | 10 | 150 | 0% | 0 | 0 | 0% | U |
| Benzo(g,h,i)perylene | A | ug/L | 0 | 0 | | 0 | 0 | 0 | 1.0706 | 10 | 150 | 0% | 0 | 0 | 0% | U |
| Benzo(k)fluoranthene | A | ug/L | 0 | 0 | | 0 | 0 | 0 | 1.0282 | 10 | 150 | 0% | 0 | 0 | 0% | U |
| bis(-2-chloroethoxy)Methane | A | ug/L | 0 | 0 | | 0 | 0 | 0 | 1.4416 | 10 | 150 | 0% | 0 | 0 | 0% | U |
| bis(-2-chloroethyl)Ether | A | ug/L | 0 | 0 | | 0 | 0 | 0 | 2.7242 | 10 | 150 | 0% | 0 | 0 | 0% | U |
| bis(2-chloroisopropyl)Ether | A | ug/L | 0 | 0 | | 0 | 0 | 0 | 1.5794 | 10 | 150 | 0% | 0 | 0 | 0% | U |
| bis(2-ethylhexyl)Phthalate | A | ug/L | 0 | 0 | | 0 | 0 | 0 | 2.0246 | 10 | 150 | 0% | 0 | 0 | 0% | U |
| Butylbenzylphthalate | A | ug/L | 0 | 0 | | 0 | 0 | 0 | 1.6642 | 10 | 150 | 0% | 0 | 0 | 0% | U |
| Chrysene | A | ug/L | 0 | 0 | | 0 | 0 | 0 | 1.2402 | 10 | 150 | 0% | 0 | 0 | 0% | U |
| Di-n-butyl phthalate | A | ug/L | 0 | 0 | | 0 | 0 | 0 | 0.98792 | 10 | 150 | 0% | 0 | 0 | 0% | U |
| Di-n-octyl phthalate | A | ug/L | 0 | 0 | | 0 | 0 | 0 | 1.4204 | 10 | 150 | 0% | 0 | 0 | 0% | U |
| Dibenzo(a,h)anthracene | A | ug/L | 0 | 0 | | 0 | 0 | 0 | 1.2402 | 10 | 150 | 0% | 0 | 0 | 0% | U |
| Diethyl phthalate | A | ug/L | 0 | 0 | | 0 | 0 | 0 | 2.3108 | 10 | 150 | 0% | 0 | 0 | 0% | U |
| Dimethyl phthalate | A | ug/L | 0 | 0 | | 0 | 0 | 0 | 1.8232 | 10 | 150 | 0% | 0 | 0 | 0% | U |
| Fluoranthene | A | ug/L | 0 | 0 | | 0 | 0 | 0 | 0.93598 | 10 | 150 | 0% | 0 | 0 | 0% | U |
| Fluorene | A | ug/L | 0 | 0 | | 0 | 0 | 0 | 1.9292 | 10 | 150 | 0% | 0 | 0 | 0% | U |
| Hexachlorobenzene | A | ug/L | 0 | 0 | | 0 | 0 | 0 | 1.4098 | 10 | 150 | 0% | 0 | 0 | 0% | U |
| Hexachlorobutadiene | A | ug/L | 0 | 0 | | 0 | 0 | 0 | 2.4592 | 10 | 150 | 0% | 0 | 0 | 0% | U |
| Hexachlorocyclopentadiene | A | ug/L | 0 | 0 | | 0 | 0 | 0 | 3.1482 | 10 | 150 | 0% | 0 | 0 | 0% | U |
| Hexachloroethane | A | ug/L | 0 | 0 | | 0 | 0 | 0 | 1.8974 | 10 | 150 | 0% | 0 | 0 | 0% | U |
| Indeno(1,2,3-cd)pyrene | A | ug/L | 0 | 0 | | 0 | 0 | 0 | 1.325 | 10 | 150 | 0% | 0 | 0 | 0% | U |
| Isophorone | A | ug/L | 0 | 0 | | 0 | 0 | 0 | 1.7702 | 10 | 150 | 0% | 0 | 0 | 0% | U |
| m+p-Cresols | A | ug/L | 0 | 0 | | 0 | 0 | 0 | 1.8868 | 10 | 150 | 0% | 0 | 0 | 0% | U |
| n-Nitroso-di-n-propylamine | A | ug/L | 0 | 0 | | 0 | 0 | 0 | 1.6324 | 10 | 150 | 0% | 0 | 0 | 0% | U |
| n-Nitrosodimethylamine | A | ug/L | 0 | 0 | | 0 | 0 | 0 | 1.6218 | 10 | 150 | 0% | 0 | 0 | 0% | U |
| n-Nitrosodiphenylamine | A | ug/L | 0 | 0 | | 0 | 0 | 0 | 1.2296 | 10 | 150 | 0% | 0 | 0 | 0% | U |

| Seq No | Lab ID | Test Code | Sample Typ | File ID | Analysis Date | DF | Batch ID | Prep Date | SPKref | RPDref | pmoist | | | | | |
|------------------------------|---------------|-------------|------------|------------|----------------------|-------|----------|------------|---------|--------|--------|------|-----|------|------|---|
| 14960806 | B21121622-003 | SVOC-8270-W | SAMP | SV5973N.I | sd12:12/31/2021 12:0 | 1 | 162392 | 12/21/2021 | 0 | 0 | | | | | | |
| Analyte | T | Units | RAW | Final | Text | Spike | SPKref | RPDref | MDL | PQL | UQL | %REC | LOW | HIGH | %RPD | Q |
| Naphthalene | A | ug/L | 0 | 0 | | 0 | 0 | 0 | 1.8444 | 10 | 150 | 0% | 0 | 0 | 0% | U |
| Nitrobenzene | A | ug/L | 0 | 0 | | 0 | 0 | 0 | 2.4486 | 10 | 150 | 0% | 0 | 0 | 0% | U |
| o-Cresol | A | ug/L | 0 | 0 | | 0 | 0 | 0 | 1.9398 | 10 | 150 | 0% | 0 | 0 | 0% | U |
| Pentachlorophenol | A | ug/L | 0 | 0 | | 0 | 0 | 0 | 4.4944 | 10.6 | 150 | 0% | 0 | 0 | 0% | U |
| Phenanthrene | A | ug/L | 0 | 0 | | 0 | 0 | 0 | 0.83104 | 10 | 150 | 0% | 0 | 0 | 0% | U |
| Phenol | A | ug/L | 0 | 0 | | 0 | 0 | 0 | 1.5476 | 10 | 150 | 0% | 0 | 0 | 0% | U |
| Pyrene | A | ug/L | 0 | 0 | | 0 | 0 | 0 | 0.97626 | 10 | 150 | 0% | 0 | 0 | 0% | U |
| Pyridine | A | ug/L | 0 | 0 | | 0 | 0 | 0 | 3.4132 | 10 | 150 | 0% | 0 | 0 | 0% | U |
| 1,4-Dichlorobenzene-d4 | I | ug/L | 40 | 42.4 | | 0 | 0 | 0 | 0 | 10 | 150 | 0% | 0 | 0 | 0% | |
| Acenaphthene-d10 | I | ug/L | 40 | 42.4 | | 0 | 0 | 0 | 0 | 10 | 150 | 0% | 0 | 0 | 0% | |
| Chrysene-d12 | I | ug/L | 40 | 42.4 | | 0 | 0 | 0 | 0 | 10 | 150 | 0% | 0 | 0 | 0% | |
| Naphthalene-d8 | I | ug/L | 40 | 42.4 | | 0 | 0 | 0 | 0 | 10 | 150 | 0% | 0 | 0 | 0% | |
| Perylene-d12 | I | ug/L | 40 | 42.4 | | 0 | 0 | 0 | 0 | 10 | 150 | 0% | 0 | 0 | 0% | |
| Phenanthrene-d10 | I | ug/L | 40 | 42.4 | | 0 | 0 | 0 | 0 | 10 | 150 | 0% | 0 | 0 | 0% | |
| 2,4,6-Tribromophenol | S | ug/L | 200.99707 | 213.056894 | | 212 | 0 | 0 | 3.0528 | 10 | | 100% | 43 | 140 | 0% | |
| 2-Fluorobiphenyl | S | ug/L | 40.55238 | 42.9855228 | | 106 | 0 | 0 | 0.76744 | 10 | | 41% | 44 | 119 | 0% | S |
| 2-Fluorophenol | S | ug/L | 98.71018 | 104.632791 | | 212 | 0 | 0 | 3.7312 | 10 | | 49% | 19 | 119 | 0% | |
| Nitrobenzene-d5 | S | ug/L | 52.31704 | 55.4560624 | | 106 | 0 | 0 | 2.4804 | 10 | | 52% | 44 | 120 | 0% | |
| Phenol-d5 | S | ug/L | 69.62018 | 73.7973908 | | 212 | 0 | 0 | 2.1836 | 10 | | 35% | 10 | 65 | 0% | |
| Terphenyl-d14 | S | ug/L | 93.56546 | 99.1793876 | | 106 | 0 | 0 | 1.2402 | 10 | | 94% | 50 | 134 | 0% | |
| 2,2'-Oxybis(1-Chloropropane) | X | ug/L | 0 | 0 | | 0 | 0 | 0 | 1.537 | 10 | 150 | 0% | 0 | 0 | 0% | U |
| 2-Nitroaniline | X | ug/L | 0 | 0 | | 0 | 0 | 0 | 2.544 | 10 | 150 | 0% | 0 | 0 | 0% | U |
| 3-Nitroaniline | X | ug/L | 0 | 0 | | 0 | 0 | 0 | 2.9362 | 10 | 150 | 0% | 0 | 0 | 0% | U |
| 4-Chloro-2-methylphenol | X | ug/L | 0 | 0 | | 0 | 0 | 0 | 1.696 | 10 | 150 | 0% | 0 | 0 | 0% | U |
| 4-Chloroaniline | X | ug/L | 0 | 0 | | 0 | 0 | 0 | 1.7066 | 10 | 150 | 0% | 0 | 0 | 0% | U |
| 4-Nitroaniline | X | ug/L | 0 | 0 | | 0 | 0 | 0 | 1.7278 | 10 | 150 | 0% | 0 | 0 | 0% | U |
| Carbazole | X | ug/L | 0 | 0 | | 0 | 0 | 0 | 0.89252 | 10 | 150 | 0% | 0 | 0 | 0% | U |
| Dibenzofuran | X | ug/L | 0 | 0 | | 0 | 0 | 0 | 1.8444 | 10 | 150 | 0% | 0 | 0 | 0% | U |
| p-Chloroaniline | X | ug/L | 0 | 0 | | 0 | 0 | 0 | 1.6112 | 10 | 150 | 0% | 0 | 0 | 0% | U |
| Triallate | X | ug/L | 0 | 0 | | 0 | 0 | 0 | 1.6006 | 10 | 150 | 0% | 0 | 0 | 0% | U |
| Seq No | Lab ID | Test Code | Sample Typ | File ID | Analysis Date | DF | Batch ID | Prep Date | SPKref | RPDref | pmoist | | | | | |
| 14960807 | B21121623-001 | SVOC-8270-W | SAMP | SV5973N.I | sd12:12/31/2021 12:3 | 1 | 162392 | 12/21/2021 | 0 | 0 | | | | | | |
| Analyte | T | Units | RAW | Final | Text | Spike | SPKref | RPDref | MDL | PQL | UQL | %REC | LOW | HIGH | %RPD | Q |

| Seq No | Lab ID | Test Code | Sample Typ | File ID | Analysis Date | DF | Batch ID | Prep Date | SPKref | RPDref | pmoist | | | | | |
|-----------------------------|---------------|-------------|------------|-----------|----------------------|-------|----------|------------|----------|--------|--------|------|-----|------|------|---|
| 14960807 | B21121623-001 | SVOC-8270-W | SAMP | SV5973N.I | sd12:12/31/2021 12:3 | 1 | 162392 | 12/21/2021 | 0 | 0 | | | | | | |
| Analyte | T | Units | RAW | Final | Text | Spike | SPKref | RPDref | MDL | PQL | UQL | %REC | LOW | HIGH | %RPD | Q |
| 1,2,4-Trichlorobenzene | A | ug/L | 0 | 0 | | 0 | 0 | 0 | 1.8088 | 10 | 150 | 0% | 0 | 0 | 0% | U |
| 1,2-Dichlorobenzene | A | ug/L | 0 | 0 | | 0 | 0 | 0 | 1.87544 | 10 | 150 | 0% | 0 | 0 | 0% | U |
| 1,3-Dichlorobenzene | A | ug/L | 0 | 0 | | 0 | 0 | 0 | 2.02776 | 10 | 150 | 0% | 0 | 0 | 0% | U |
| 1,4-Dichlorobenzene | A | ug/L | 0 | 0 | | 0 | 0 | 0 | 1.92304 | 10 | 150 | 0% | 0 | 0 | 0% | U |
| 1-Methylnaphthalene | A | ug/L | 0 | 0 | | 0 | 0 | 0 | 2.27528 | 10 | 150 | 0% | 0 | 0 | 0% | U |
| 2,4,5-Trichlorophenol | A | ug/L | 0 | 0 | | 0 | 0 | 0 | 2.12296 | 10 | 150 | 0% | 0 | 0 | 0% | U |
| 2,4,6-Trichlorophenol | A | ug/L | 0 | 0 | | 0 | 0 | 0 | 2.51328 | 10 | 150 | 0% | 0 | 0 | 0% | U |
| 2,4-Dichlorophenol | A | ug/L | 0 | 0 | | 0 | 0 | 0 | 1.60888 | 10 | 150 | 0% | 0 | 0 | 0% | U |
| 2,4-Dimethylphenol | A | ug/L | 0 | 0 | | 0 | 0 | 0 | 1.60888 | 10 | 150 | 0% | 0 | 0 | 0% | U |
| 2,4-Dinitrophenol | A | ug/L | 0 | 0 | | 0 | 0 | 0 | 4.05552 | 10 | 150 | 0% | 0 | 0 | 0% | U |
| 2,4-Dinitrotoluene | A | ug/L | 0 | 0 | | 0 | 0 | 0 | 2.89408 | 10 | 150 | 0% | 0 | 0 | 0% | U |
| 2,6-Dinitrotoluene | A | ug/L | 0 | 0 | | 0 | 0 | 0 | 3.0464 | 10 | 150 | 0% | 0 | 0 | 0% | U |
| 2-Chloronaphthalene | A | ug/L | 0 | 0 | | 0 | 0 | 0 | 2.03728 | 10 | 150 | 0% | 0 | 0 | 0% | U |
| 2-Chlorophenol | A | ug/L | 0 | 0 | | 0 | 0 | 0 | 2.36096 | 10 | 150 | 0% | 0 | 0 | 0% | U |
| 2-Methylnaphthalene | A | ug/L | 0 | 0 | | 0 | 0 | 0 | 1.82784 | 10 | 150 | 0% | 0 | 0 | 0% | U |
| 2-Nitrophenol | A | ug/L | 0 | 0 | | 0 | 0 | 0 | 2.24672 | 10 | 150 | 0% | 0 | 0 | 0% | U |
| 3,3'-Dichlorobenzidine | A | ug/L | 0 | 0 | | 0 | 0 | 0 | 2.00872 | 10 | 150 | 0% | 0 | 0 | 0% | U |
| 4,6-Dinitro-2-methylphenol | A | ug/L | 0 | 0 | | 0 | 0 | 0 | 2.21816 | 10 | 150 | 0% | 0 | 0 | 0% | U |
| 4-Bromophenyl phenyl ether | A | ug/L | 0 | 0 | | 0 | 0 | 0 | 1.65648 | 10 | 150 | 0% | 0 | 0 | 0% | U |
| 4-Chloro-3-methylphenol | A | ug/L | 0 | 0 | | 0 | 0 | 0 | 1.38992 | 10 | 150 | 0% | 0 | 0 | 0% | U |
| 4-Chlorophenol | A | ug/L | 0 | 0 | | 0 | 0 | 0 | 2.51328 | 10 | 150 | 0% | 0 | 0 | 0% | U |
| 4-Chlorophenyl phenyl ether | A | ug/L | 0 | 0 | | 0 | 0 | 0 | 1.93256 | 10 | 150 | 0% | 0 | 0 | 0% | U |
| 4-Nitrophenol | A | ug/L | 0 | 0 | | 0 | 0 | 0 | 2.38 | 10 | 150 | 0% | 0 | 0 | 0% | U |
| Acenaphthene | A | ug/L | 0 | 0 | | 0 | 0 | 0 | 1.79928 | 10 | 150 | 0% | 0 | 0 | 0% | U |
| Acenaphthylene | A | ug/L | 0 | 0 | | 0 | 0 | 0 | 1.49464 | 10 | 150 | 0% | 0 | 0 | 0% | U |
| Anthracene | A | ug/L | 0 | 0 | | 0 | 0 | 0 | 1.17096 | 10 | 150 | 0% | 0 | 0 | 0% | U |
| Azobenzene | A | ug/L | 0 | 0 | | 0 | 0 | 0 | 1.03768 | 10 | 150 | 0% | 0 | 0 | 0% | U |
| Benzidine | A | ug/L | 0 | 0 | | 0 | 0 | 0 | 6.39744 | 10 | 150 | 0% | 0 | 0 | 0% | U |
| Benzo(a)anthracene | A | ug/L | 0 | 0 | | 0 | 0 | 0 | 0.814912 | 10 | 150 | 0% | 0 | 0 | 0% | U |
| Benzo(a)pyrene | A | ug/L | 0 | 0 | | 0 | 0 | 0 | 1.18048 | 10 | 150 | 0% | 0 | 0 | 0% | U |
| Benzo(b)fluoranthene | A | ug/L | 0 | 0 | | 0 | 0 | 0 | 0.859656 | 10 | 150 | 0% | 0 | 0 | 0% | U |
| Benzo(g,h,i)perylene | A | ug/L | 0 | 0 | | 0 | 0 | 0 | 0.96152 | 10 | 150 | 0% | 0 | 0 | 0% | U |
| Benzo(k)fluoranthene | A | ug/L | 0 | 0 | | 0 | 0 | 0 | 0.92344 | 10 | 150 | 0% | 0 | 0 | 0% | U |
| bis(-2-chloroethoxy)Methane | A | ug/L | 0 | 0 | | 0 | 0 | 0 | 1.29472 | 10 | 150 | 0% | 0 | 0 | 0% | U |
| bis(-2-chloroethyl)Ether | A | ug/L | 0 | 0 | | 0 | 0 | 0 | 2.44664 | 10 | 150 | 0% | 0 | 0 | 0% | U |

| Seq No | Lab ID | Test Code | Sample Typ | File ID | Analysis Date | DF | Batch ID | Prep Date | SPKref | RPDref | pmoist | | | | | |
|-----------------------------|---------------|-------------|------------|-----------|-----------------|-------|----------|------------|----------|--------|--------|------|-----|------|------|---|
| 14960807 | B21121623-001 | SVOC-8270-W | SAMP | SV5973N.I | 12/31/2021 12:3 | 1 | 162392 | 12/21/2021 | 0 | 0 | | | | | | |
| Analyte | T | Units | RAW | Final | Text | Spike | SPKref | RPDref | MDL | PQL | UQL | %REC | LOW | HIGH | %RPD | Q |
| bis(2-chloroisopropyl)Ether | A | ug/L | 0 | 0 | | 0 | 0 | 0 | 1.41848 | 10 | 150 | 0% | 0 | 0 | 0% | U |
| bis(2-ethylhexyl)Phthalate | A | ug/L | 0 | 0 | | 0 | 0 | 0 | 1.81832 | 10 | 150 | 0% | 0 | 0 | 0% | U |
| Butylbenzylphthalate | A | ug/L | 0 | 0 | | 0 | 0 | 0 | 1.49464 | 10 | 150 | 0% | 0 | 0 | 0% | U |
| Chrysene | A | ug/L | 0 | 0 | | 0 | 0 | 0 | 1.11384 | 10 | 150 | 0% | 0 | 0 | 0% | U |
| Di-n-butyl phthalate | A | ug/L | 0 | 0 | | 0 | 0 | 0 | 0.887264 | 10 | 150 | 0% | 0 | 0 | 0% | U |
| Di-n-octyl phthalate | A | ug/L | 0 | 0 | | 0 | 0 | 0 | 1.27568 | 10 | 150 | 0% | 0 | 0 | 0% | U |
| Dibenzo(a,h)anthracene | A | ug/L | 0 | 0 | | 0 | 0 | 0 | 1.11384 | 10 | 150 | 0% | 0 | 0 | 0% | U |
| Diethyl phthalate | A | ug/L | 0 | 0 | | 0 | 0 | 0 | 2.07536 | 10 | 150 | 0% | 0 | 0 | 0% | U |
| Dimethyl phthalate | A | ug/L | 0 | 0 | | 0 | 0 | 0 | 1.63744 | 10 | 150 | 0% | 0 | 0 | 0% | U |
| Fluoranthene | A | ug/L | 0 | 0 | | 0 | 0 | 0 | 0.840616 | 10 | 150 | 0% | 0 | 0 | 0% | U |
| Fluorene | A | ug/L | 0 | 0 | | 0 | 0 | 0 | 1.73264 | 10 | 150 | 0% | 0 | 0 | 0% | U |
| Hexachlorobenzene | A | ug/L | 0 | 0 | | 0 | 0 | 0 | 1.26616 | 10 | 150 | 0% | 0 | 0 | 0% | U |
| Hexachlorobutadiene | A | ug/L | 0 | 0 | | 0 | 0 | 0 | 2.20864 | 10 | 150 | 0% | 0 | 0 | 0% | U |
| Hexachlorocyclopentadiene | A | ug/L | 0 | 0 | | 0 | 0 | 0 | 2.82744 | 10 | 150 | 0% | 0 | 0 | 0% | U |
| Hexachloroethane | A | ug/L | 0 | 0 | | 0 | 0 | 0 | 1.70408 | 10 | 150 | 0% | 0 | 0 | 0% | U |
| Indeno(1,2,3-cd)pyrene | A | ug/L | 0 | 0 | | 0 | 0 | 0 | 1.19 | 10 | 150 | 0% | 0 | 0 | 0% | U |
| Isophorone | A | ug/L | 0 | 0 | | 0 | 0 | 0 | 1.58984 | 10 | 150 | 0% | 0 | 0 | 0% | U |
| m+p-Cresols | A | ug/L | 0 | 0 | | 0 | 0 | 0 | 1.69456 | 10 | 150 | 0% | 0 | 0 | 0% | U |
| n-Nitroso-di-n-propylamine | A | ug/L | 0 | 0 | | 0 | 0 | 0 | 1.46608 | 10 | 150 | 0% | 0 | 0 | 0% | U |
| n-Nitrosodimethylamine | A | ug/L | 0 | 0 | | 0 | 0 | 0 | 1.45656 | 10 | 150 | 0% | 0 | 0 | 0% | U |
| n-Nitrosodiphenylamine | A | ug/L | 0 | 0 | | 0 | 0 | 0 | 1.10432 | 10 | 150 | 0% | 0 | 0 | 0% | U |
| Naphthalene | A | ug/L | 0 | 0 | | 0 | 0 | 0 | 1.65648 | 10 | 150 | 0% | 0 | 0 | 0% | U |
| Nitrobenzene | A | ug/L | 0 | 0 | | 0 | 0 | 0 | 2.19912 | 10 | 150 | 0% | 0 | 0 | 0% | U |
| o-Cresol | A | ug/L | 0 | 0 | | 0 | 0 | 0 | 1.74216 | 10 | 150 | 0% | 0 | 0 | 0% | U |
| Pentachlorophenol | A | ug/L | 0 | 0 | | 0 | 0 | 0 | 4.03648 | 10 | 150 | 0% | 0 | 0 | 0% | U |
| Phenanthrene | A | ug/L | 0 | 0 | | 0 | 0 | 0 | 0.746368 | 10 | 150 | 0% | 0 | 0 | 0% | U |
| Phenol | A | ug/L | 0 | 0 | | 0 | 0 | 0 | 1.38992 | 10 | 150 | 0% | 0 | 0 | 0% | U |
| Pyrene | A | ug/L | 0 | 0 | | 0 | 0 | 0 | 0.876792 | 10 | 150 | 0% | 0 | 0 | 0% | U |
| Pyridine | A | ug/L | 0 | 0 | | 0 | 0 | 0 | 3.06544 | 10 | 150 | 0% | 0 | 0 | 0% | U |
| 1,4-Dichlorobenzene-d4 | I | ug/L | 40 | 38.08 | | 0 | 0 | 0 | 0 | 10 | 150 | 0% | 0 | 0 | 0% | |
| Acenaphthene-d10 | I | ug/L | 40 | 38.08 | | 0 | 0 | 0 | 0 | 10 | 150 | 0% | 0 | 0 | 0% | |
| Chrysene-d12 | I | ug/L | 40 | 38.08 | | 0 | 0 | 0 | 0 | 10 | 150 | 0% | 0 | 0 | 0% | |
| Naphthalene-d8 | I | ug/L | 40 | 38.08 | | 0 | 0 | 0 | 0 | 10 | 150 | 0% | 0 | 0 | 0% | |
| Perylene-d12 | I | ug/L | 40 | 38.08 | | 0 | 0 | 0 | 0 | 10 | 150 | 0% | 0 | 0 | 0% | |
| Phenanthrene-d10 | I | ug/L | 40 | 38.08 | | 0 | 0 | 0 | 0 | 10 | 150 | 0% | 0 | 0 | 0% | |

| Seq No | Lab ID | Test Code | Sample Typ | File ID | Analysis Date | DF | Batch ID | Prep Date | SPKref | RPDref | pmoist | | | | | |
|------------------------------|---------------|-------------|------------|------------|-----------------|-------|----------|------------|----------|--------|--------|------|-----|------|------|----|
| 14960807 | B21121623-001 | SVOC-8270-W | SAMP | SV5973N.I | 12/31/2021 12:3 | 1 | 162392 | 12/21/2021 | 0 | 0 | | | | | | |
| Analyte | T | Units | RAW | Final | Text | Spike | SPKref | RPDref | MDL | PQL | UQL | %REC | LOW | HIGH | %RPD | Q |
| 2,4,6-Tribromophenol | S | ug/L | 9.43215 | 8.9794068 | | 9.52 | 0 | 0 | 2.74176 | 10 | | 94% | 43 | 140 | 0% | J |
| 2-Fluorobiphenyl | S | ug/L | 2.9988 | 2.8548576 | | 4.76 | 0 | 0 | 0.689248 | 10 | | 60% | 44 | 119 | 0% | J |
| 2-Fluorophenol | S | ug/L | 5.08976 | 4.84545152 | | 9.52 | 0 | 0 | 3.35104 | 10 | | 51% | 19 | 119 | 0% | J |
| Nitrobenzene-d5 | S | ug/L | 2.13294 | 2.03055888 | | 4.76 | 0 | 0 | 0.222768 | 10 | | 43% | 44 | 120 | 0% | JS |
| Phenol-d5 | S | ug/L | 4.18344 | 3.98263488 | | 9.52 | 0 | 0 | 1.96112 | 10 | | 42% | 10 | 65 | 0% | J |
| Terphenyl-d14 | S | ug/L | 4.17892 | 3.97833184 | | 4.76 | 0 | 0 | 1.11384 | 10 | | 84% | 50 | 134 | 0% | J |
| 2,2'-Oxybis(1-Chloropropane) | X | ug/L | 0 | 0 | | 0 | 0 | 0 | 1.3804 | 10 | 150 | 0% | 0 | 0 | 0% | U |
| 2-Nitroaniline | X | ug/L | 0 | 0 | | 0 | 0 | 0 | 2.2848 | 10 | 150 | 0% | 0 | 0 | 0% | U |
| 3-Nitroaniline | X | ug/L | 0 | 0 | | 0 | 0 | 0 | 2.63704 | 10 | 150 | 0% | 0 | 0 | 0% | U |
| 4-Chloro-2-methylphenol | X | ug/L | 0 | 0 | | 0 | 0 | 0 | 1.5232 | 10 | 150 | 0% | 0 | 0 | 0% | U |
| 4-Chloroaniline | X | ug/L | 0 | 0 | | 0 | 0 | 0 | 1.53272 | 10 | 150 | 0% | 0 | 0 | 0% | U |
| 4-Nitroaniline | X | ug/L | 0 | 0 | | 0 | 0 | 0 | 1.55176 | 10 | 150 | 0% | 0 | 0 | 0% | U |
| Carbazole | X | ug/L | 0 | 0 | | 0 | 0 | 0 | 0.801584 | 10 | 150 | 0% | 0 | 0 | 0% | U |
| Dibenzofuran | X | ug/L | 0 | 0 | | 0 | 0 | 0 | 1.65648 | 10 | 150 | 0% | 0 | 0 | 0% | U |
| p-Chloroaniline | X | ug/L | 0 | 0 | | 0 | 0 | 0 | 1.44704 | 10 | 150 | 0% | 0 | 0 | 0% | U |
| Triallate | X | ug/L | 0 | 0 | | 0 | 0 | 0 | 1.43752 | 10 | 150 | 0% | 0 | 0 | 0% | U |

| Seq No | Lab ID | Test Code | Sample Typ | File ID | Analysis Date | DF | Batch ID | Prep Date | SPKref | RPDref | pmoist | | | | | |
|------------------------|---------------|-------------|------------|-----------|-----------------|-------|----------|------------|--------|--------|--------|------|-----|------|------|---|
| 14960893 | B21121616-001 | SVOC-8270-W | SAMP | SV5973N.I | 12/30/2021 10:2 | 1 | 162392 | 12/21/2021 | 0 | 0 | | | | | | |
| Analyte | T | Units | RAW | Final | Text | Spike | SPKref | RPDref | MDL | PQL | UQL | %REC | LOW | HIGH | %RPD | Q |
| 1,2,4-Trichlorobenzene | A | ug/L | 0 | 0 | | 0 | 0 | 0 | 1.919 | 10 | 150 | 0% | 0 | 0 | 0% | U |
| 1,2-Dichlorobenzene | A | ug/L | 0 | 0 | | 0 | 0 | 0 | 1.9897 | 10 | 150 | 0% | 0 | 0 | 0% | U |
| 1,3-Dichlorobenzene | A | ug/L | 0 | 0 | | 0 | 0 | 0 | 2.1513 | 10 | 150 | 0% | 0 | 0 | 0% | U |
| 1,4-Dichlorobenzene | A | ug/L | 0 | 0 | | 0 | 0 | 0 | 2.0402 | 10 | 150 | 0% | 0 | 0 | 0% | U |
| 1-Methylnaphthalene | A | ug/L | 0 | 0 | | 0 | 0 | 0 | 2.4139 | 10 | 150 | 0% | 0 | 0 | 0% | U |
| 2,4,5-Trichlorophenol | A | ug/L | 0 | 0 | | 0 | 0 | 0 | 2.2523 | 10 | 150 | 0% | 0 | 0 | 0% | U |
| 2,4,6-Trichlorophenol | A | ug/L | 0 | 0 | | 0 | 0 | 0 | 2.6664 | 10 | 150 | 0% | 0 | 0 | 0% | U |
| 2,4-Dichlorophenol | A | ug/L | 0 | 0 | | 0 | 0 | 0 | 1.7069 | 10 | 150 | 0% | 0 | 0 | 0% | U |
| 2,4-Dimethylphenol | A | ug/L | 0 | 0 | | 0 | 0 | 0 | 1.7069 | 10 | 150 | 0% | 0 | 0 | 0% | U |
| 2,4-Dinitrophenol | A | ug/L | 0 | 0 | | 0 | 0 | 0 | 4.3026 | 10.1 | 150 | 0% | 0 | 0 | 0% | U |
| 2,4-Dinitrotoluene | A | ug/L | 0 | 0 | | 0 | 0 | 0 | 3.0704 | 10 | 150 | 0% | 0 | 0 | 0% | U |
| 2,6-Dinitrotoluene | A | ug/L | 0 | 0 | | 0 | 0 | 0 | 3.232 | 10 | 150 | 0% | 0 | 0 | 0% | U |
| 2-Chloronaphthalene | A | ug/L | 0 | 0 | | 0 | 0 | 0 | 2.1614 | 10 | 150 | 0% | 0 | 0 | 0% | U |
| 2-Chlorophenol | A | ug/L | 0 | 0 | | 0 | 0 | 0 | 2.5048 | 10 | 150 | 0% | 0 | 0 | 0% | U |

| Seq No | Lab ID | Test Code | Sample Typ | File ID | Analysis Date | DF | Batch ID | Prep Date | SPKref | RPDref | pmoist | | | | | |
|-----------------------------|---------------|-------------|------------|-----------|-----------------|-------|----------|------------|---------|--------|--------|------|-----|------|------|---|
| Analyte | T | Units | RAW | Final | Text | Spike | SPKref | RPDref | MDL | PQL | UQL | %REC | LOW | HIGH | %RPD | Q |
| 14960893 | B21121616-001 | SVOC-8270-W | SAMP | SV5973N.I | 12/30/2021 10:2 | 1 | 162392 | 12/21/2021 | 0 | 0 | | | | | | |
| 2-Methylnaphthalene | A | ug/L | 0 | 0 | | 0 | 0 | 0 | 1.9392 | 10 | 150 | 0% | 0 | 0 | 0% | U |
| 2-Nitrophenol | A | ug/L | 0 | 0 | | 0 | 0 | 0 | 2.3836 | 10 | 150 | 0% | 0 | 0 | 0% | U |
| 3,3'-Dichlorobenzidine | A | ug/L | 0 | 0 | | 0 | 0 | 0 | 2.1311 | 10.1 | 150 | 0% | 0 | 0 | 0% | U |
| 4,6-Dinitro-2-methylphenol | A | ug/L | 0 | 0 | | 0 | 0 | 0 | 2.3533 | 10.1 | 150 | 0% | 0 | 0 | 0% | U |
| 4-Bromophenyl phenyl ether | A | ug/L | 0 | 0 | | 0 | 0 | 0 | 1.7574 | 10 | 150 | 0% | 0 | 0 | 0% | U |
| 4-Chloro-3-methylphenol | A | ug/L | 0 | 0 | | 0 | 0 | 0 | 1.4746 | 10 | 150 | 0% | 0 | 0 | 0% | U |
| 4-Chlorophenol | A | ug/L | 0 | 0 | | 0 | 0 | 0 | 2.6664 | 10 | 150 | 0% | 0 | 0 | 0% | U |
| 4-Chlorophenyl phenyl ether | A | ug/L | 0 | 0 | | 0 | 0 | 0 | 2.0503 | 10 | 150 | 0% | 0 | 0 | 0% | U |
| 4-Nitrophenol | A | ug/L | 0 | 0 | | 0 | 0 | 0 | 2.525 | 10.1 | 150 | 0% | 0 | 0 | 0% | U |
| Acenaphthene | A | ug/L | 0 | 0 | | 0 | 0 | 0 | 1.9089 | 10 | 150 | 0% | 0 | 0 | 0% | U |
| Acenaphthylene | A | ug/L | 0 | 0 | | 0 | 0 | 0 | 1.5857 | 10 | 150 | 0% | 0 | 0 | 0% | U |
| Anthracene | A | ug/L | 0 | 0 | | 0 | 0 | 0 | 1.2423 | 10 | 150 | 0% | 0 | 0 | 0% | U |
| Azobenzene | A | ug/L | 0 | 0 | | 0 | 0 | 0 | 1.1009 | 10 | 150 | 0% | 0 | 0 | 0% | U |
| Benzidine | A | ug/L | 0 | 0 | | 0 | 0 | 0 | 6.7872 | 10.1 | 150 | 0% | 0 | 0 | 0% | U |
| Benzo(a)anthracene | A | ug/L | 0 | 0 | | 0 | 0 | 0 | 0.86456 | 10 | 150 | 0% | 0 | 0 | 0% | U |
| Benzo(a)pyrene | A | ug/L | 0 | 0 | | 0 | 0 | 0 | 1.2524 | 10 | 150 | 0% | 0 | 0 | 0% | U |
| Benzo(b)fluoranthene | A | ug/L | 0 | 0 | | 0 | 0 | 0 | 0.91203 | 10 | 150 | 0% | 0 | 0 | 0% | U |
| Benzo(g,h,i)perylene | A | ug/L | 0 | 0 | | 0 | 0 | 0 | 1.0201 | 10 | 150 | 0% | 0 | 0 | 0% | U |
| Benzo(k)fluoranthene | A | ug/L | 0 | 0 | | 0 | 0 | 0 | 0.9797 | 10 | 150 | 0% | 0 | 0 | 0% | U |
| bis(-2-chloroethoxy)Methane | A | ug/L | 0 | 0 | | 0 | 0 | 0 | 1.3736 | 10 | 150 | 0% | 0 | 0 | 0% | U |
| bis(-2-chloroethyl)Ether | A | ug/L | 0 | 0 | | 0 | 0 | 0 | 2.5957 | 10 | 150 | 0% | 0 | 0 | 0% | U |
| bis(2-chloroisopropyl)Ether | A | ug/L | 0 | 0 | | 0 | 0 | 0 | 1.5049 | 10 | 150 | 0% | 0 | 0 | 0% | U |
| bis(2-ethylhexyl)Phthalate | A | ug/L | 0 | 0 | | 0 | 0 | 0 | 1.9291 | 10 | 150 | 0% | 0 | 0 | 0% | U |
| Butylbenzylphthalate | A | ug/L | 0 | 0 | | 0 | 0 | 0 | 1.5857 | 10 | 150 | 0% | 0 | 0 | 0% | U |
| Chrysene | A | ug/L | 0 | 0 | | 0 | 0 | 0 | 1.1817 | 10 | 150 | 0% | 0 | 0 | 0% | U |
| Di-n-butyl phthalate | A | ug/L | 0 | 0 | | 0 | 0 | 0 | 0.94132 | 10 | 150 | 0% | 0 | 0 | 0% | U |
| Di-n-octyl phthalate | A | ug/L | 0 | 0 | | 0 | 0 | 0 | 1.3534 | 10 | 150 | 0% | 0 | 0 | 0% | U |
| Dibenzo(a,h)anthracene | A | ug/L | 0 | 0 | | 0 | 0 | 0 | 1.1817 | 10 | 150 | 0% | 0 | 0 | 0% | U |
| Diethyl phthalate | A | ug/L | 0 | 0 | | 0 | 0 | 0 | 2.2018 | 10 | 150 | 0% | 0 | 0 | 0% | U |
| Dimethyl phthalate | A | ug/L | 0 | 0 | | 0 | 0 | 0 | 1.7372 | 10 | 150 | 0% | 0 | 0 | 0% | U |
| Fluoranthene | A | ug/L | 0 | 0 | | 0 | 0 | 0 | 0.89183 | 10 | 150 | 0% | 0 | 0 | 0% | U |
| Fluorene | A | ug/L | 0 | 0 | | 0 | 0 | 0 | 1.8382 | 10 | 150 | 0% | 0 | 0 | 0% | U |
| Hexachlorobenzene | A | ug/L | 0 | 0 | | 0 | 0 | 0 | 1.3433 | 10 | 150 | 0% | 0 | 0 | 0% | U |
| Hexachlorobutadiene | A | ug/L | 0 | 0 | | 0 | 0 | 0 | 2.3432 | 10 | 150 | 0% | 0 | 0 | 0% | U |
| Hexachlorocyclopentadiene | A | ug/L | 0 | 0 | | 0 | 0 | 0 | 2.9997 | 10 | 150 | 0% | 0 | 0 | 0% | U |

| Seq No | Lab ID | Test Code | Sample Typ | File ID | Analysis Date | DF | Batch ID | Prep Date | SPKref | RPDref | pmoist | | | | | |
|------------------------------|---------------|-------------|------------|-----------|-----------------|-------|----------|------------|---------|--------|--------|------|-----|------|------|----|
| 14960893 | B21121616-001 | SVOC-8270-W | SAMP | SV5973N.I | 12/30/2021 10:2 | 1 | 162392 | 12/21/2021 | 0 | 0 | | | | | | |
| Analyte | T | Units | RAW | Final | Text | Spike | SPKref | RPDref | MDL | PQL | UQL | %REC | LOW | HIGH | %RPD | Q |
| Hexachloroethane | A | ug/L | 0 | 0 | | 0 | 0 | 0 | 1.8079 | 10 | 150 | 0% | 0 | 0 | 0% | U |
| Indeno(1,2,3-cd)pyrene | A | ug/L | 0 | 0 | | 0 | 0 | 0 | 1.2625 | 10 | 150 | 0% | 0 | 0 | 0% | U |
| Isophorone | A | ug/L | 0 | 0 | | 0 | 0 | 0 | 1.6867 | 10 | 150 | 0% | 0 | 0 | 0% | U |
| m+p-Cresols | A | ug/L | 0 | 0 | | 0 | 0 | 0 | 1.7978 | 10 | 150 | 0% | 0 | 0 | 0% | U |
| n-Nitroso-di-n-propylamine | A | ug/L | 0 | 0 | | 0 | 0 | 0 | 1.5554 | 10 | 150 | 0% | 0 | 0 | 0% | U |
| n-Nitrosodimethylamine | A | ug/L | 0 | 0 | | 0 | 0 | 0 | 1.5453 | 10 | 150 | 0% | 0 | 0 | 0% | U |
| n-Nitrosodiphenylamine | A | ug/L | 0 | 0 | | 0 | 0 | 0 | 1.1716 | 10 | 150 | 0% | 0 | 0 | 0% | U |
| Naphthalene | A | ug/L | 6.06916 | 6.1298516 | | 0 | 0 | 0 | 1.7574 | 10 | 150 | 0% | 0 | 0 | 0% | J |
| Nitrobenzene | A | ug/L | 0 | 0 | | 0 | 0 | 0 | 2.3331 | 10 | 150 | 0% | 0 | 0 | 0% | U |
| o-Cresol | A | ug/L | 0 | 0 | | 0 | 0 | 0 | 1.8483 | 10 | 150 | 0% | 0 | 0 | 0% | U |
| Pentachlorophenol | A | ug/L | 0 | 0 | | 0 | 0 | 0 | 4.2824 | 10.1 | 150 | 0% | 0 | 0 | 0% | U |
| Phenanthrene | A | ug/L | 0 | 0 | | 0 | 0 | 0 | 0.79184 | 10 | 150 | 0% | 0 | 0 | 0% | U |
| Phenol | A | ug/L | 0 | 0 | | 0 | 0 | 0 | 1.4746 | 10 | 150 | 0% | 0 | 0 | 0% | U |
| Pyrene | A | ug/L | 0 | 0 | | 0 | 0 | 0 | 0.93021 | 10 | 150 | 0% | 0 | 0 | 0% | U |
| Pyridine | A | ug/L | 0 | 0 | | 0 | 0 | 0 | 3.2522 | 10 | 150 | 0% | 0 | 0 | 0% | U |
| 1,4-Dichlorobenzene-d4 | I | ug/L | 40 | 40.4 | | 0 | 0 | 0 | 0 | 10 | 150 | 0% | 0 | 0 | 0% | |
| Acenaphthene-d10 | I | ug/L | 40 | 40.4 | | 0 | 0 | 0 | 0 | 10 | 150 | 0% | 0 | 0 | 0% | |
| Chrysene-d12 | I | ug/L | 40 | 40.4 | | 0 | 0 | 0 | 0 | 10 | 150 | 0% | 0 | 0 | 0% | |
| Naphthalene-d8 | I | ug/L | 40 | 40.4 | | 0 | 0 | 0 | 0 | 10 | 150 | 0% | 0 | 0 | 0% | |
| Perylene-d12 | I | ug/L | 40 | 40.4 | | 0 | 0 | 0 | 0 | 10 | 150 | 0% | 0 | 0 | 0% | |
| Phenanthrene-d10 | I | ug/L | 40 | 40.4 | | 0 | 0 | 0 | 0 | 10 | 150 | 0% | 0 | 0 | 0% | |
| 2,4,6-Tribromophenol | S | ug/L | 9.13428 | 9.2256228 | | 10.1 | 0 | 0 | 2.9088 | 10 | | 91% | 43 | 140 | 0% | J |
| 2-Fluorobiphenyl | S | ug/L | 2.18007 | 2.2018707 | | 5.05 | 0 | 0 | 0.73124 | 10 | | 44% | 44 | 119 | 0% | J |
| 2-Fluorophenol | S | ug/L | 2.95456 | 2.9841056 | | 10.1 | 0 | 0 | 0.35552 | 10 | | 30% | 19 | 119 | 0% | J |
| Nitrobenzene-d5 | S | ug/L | 1.56857 | 1.5842557 | | 5.05 | 0 | 0 | 0.23634 | 10 | | 31% | 44 | 120 | 0% | JS |
| Phenol-d5 | S | ug/L | 3.11756 | 3.1487356 | | 10.1 | 0 | 0 | 2.0806 | 10 | | 31% | 10 | 65 | 0% | J |
| Terphenyl-d14 | S | ug/L | 3.78799 | 3.8258699 | | 5.05 | 0 | 0 | 1.1817 | 10 | | 76% | 50 | 134 | 0% | J |
| 2,2'-Oxybis(1-Chloropropane) | X | ug/L | 0 | 0 | | 0 | 0 | 0 | 1.4645 | 10 | 150 | 0% | 0 | 0 | 0% | U |
| 2-Nitroaniline | X | ug/L | 0 | 0 | | 0 | 0 | 0 | 2.424 | 10 | 150 | 0% | 0 | 0 | 0% | U |
| 3-Nitroaniline | X | ug/L | 0 | 0 | | 0 | 0 | 0 | 2.7977 | 10 | 150 | 0% | 0 | 0 | 0% | U |
| 4-Chloro-2-methylphenol | X | ug/L | 0 | 0 | | 0 | 0 | 0 | 1.616 | 10 | 150 | 0% | 0 | 0 | 0% | U |
| 4-Chloroaniline | X | ug/L | 0 | 0 | | 0 | 0 | 0 | 1.6261 | 10 | 150 | 0% | 0 | 0 | 0% | U |
| 4-Nitroaniline | X | ug/L | 0 | 0 | | 0 | 0 | 0 | 1.6463 | 10 | 150 | 0% | 0 | 0 | 0% | U |
| Carbazole | X | ug/L | 0 | 0 | | 0 | 0 | 0 | 0.85042 | 10 | 150 | 0% | 0 | 0 | 0% | U |
| Dibenzofuran | X | ug/L | 0 | 0 | | 0 | 0 | 0 | 1.7574 | 10 | 150 | 0% | 0 | 0 | 0% | U |

| Seq No | Lab ID | Test Code | Sample Typ | File ID | Analysis Date | DF | Batch ID | Prep Date | SPKref | RPDref | pmoist | | | | | |
|-----------------|---------------|-------------|------------|------------------|-----------------|-------|----------|------------|--------|--------|--------|------|-----|------|------|---|
| 14960893 | B21121616-001 | SVOC-8270-W | SAMP | \\SV5973N.I\sd12 | 12/30/2021 10:2 | 1 | 162392 | 12/21/2021 | 0 | 0 | | | | | | |
| Analyte | T | Units | RAW | Final | Text | Spike | SPKref | RPDref | MDL | PQL | UQL | %REC | LOW | HIGH | %RPD | Q |
| p-Chloroaniline | X | ug/L | 0 | 0 | | 0 | 0 | 0 | 1.5352 | 10 | 150 | 0% | 0 | 0 | 0% | U |
| Triallate | X | ug/L | 0 | 0 | | 0 | 0 | 0 | 1.5251 | 10 | 150 | 0% | 0 | 0 | 0% | U |

| Seq No | Lab ID | Test Code | Sample Typ | File ID | Analysis Date | DF | Batch ID | Prep Date | SPKref | RPDref | pmoist | | | | | |
|-----------------------------|---------------|-------------|------------|------------------|------------------|-------|----------|-----------|--------|--------|--------|------|-----|------|------|---|
| 14960917 | 30-Dec-21_CCV | SVOC-8270-W | CCV | \\SV5973N.I\sd12 | 12/31/2021 1:11: | 1 | R372614 | | 0 | 0 | | | | | | |
| Analyte | T | Units | RAW | Final | Text | Spike | SPKref | RPDref | MDL | PQL | UQL | %REC | LOW | HIGH | %RPD | Q |
| 1,2,4-Trichlorobenzene | A | ug/L | 67.70401 | 67.70401 | | 75 | 0 | 0 | 1.9 | 10 | 150 | 90% | 50 | 150 | 0% | |
| 1,2-Dichlorobenzene | A | ug/L | 72.19204 | 72.19204 | | 75 | 0 | 0 | 1.97 | 10 | 150 | 96% | 50 | 150 | 0% | |
| 1,3-Dichlorobenzene | A | ug/L | 75.5034 | 75.5034 | | 75 | 0 | 0 | 2.13 | 10 | 150 | 101% | 50 | 150 | 0% | |
| 1,4-Dichlorobenzene | A | ug/L | 73.2761 | 73.2761 | | 75 | 0 | 0 | 2.02 | 10 | 150 | 98% | 50 | 150 | 0% | |
| 1-Methylnaphthalene | A | ug/L | 68.42774 | 68.42774 | | 75 | 0 | 0 | 2.39 | 10 | 150 | 91% | 50 | 150 | 0% | |
| 2,4,5-Trichlorophenol | A | ug/L | 78.59968 | 78.59968 | | 75 | 0 | 0 | 2.23 | 10 | 150 | 105% | 50 | 150 | 0% | |
| 2,4,6-Trichlorophenol | A | ug/L | 78.18945 | 78.18945 | | 75 | 0 | 0 | 2.64 | 10 | 150 | 104% | 50 | 150 | 0% | |
| 2,4-Dichlorophenol | A | ug/L | 73.02337 | 73.02337 | | 75 | 0 | 0 | 1.69 | 10 | 150 | 97% | 50 | 150 | 0% | |
| 2,4-Dimethylphenol | A | ug/L | 69.68138 | 69.68138 | | 75 | 0 | 0 | 1.69 | 10 | 150 | 93% | 50 | 150 | 0% | |
| 2,4-Dinitrophenol | A | ug/L | 63.15989 | 63.15989 | | 75 | 0 | 0 | 4.26 | 10 | 150 | 84% | 50 | 150 | 0% | |
| 2,4-Dinitrotoluene | A | ug/L | 75.69078 | 75.69078 | | 75 | 0 | 0 | 3.04 | 10 | 150 | 101% | 50 | 150 | 0% | |
| 2,6-Dinitrotoluene | A | ug/L | 62.31916 | 62.31916 | | 75 | 0 | 0 | 3.2 | 10 | 150 | 83% | 50 | 150 | 0% | |
| 2-Chloronaphthalene | A | ug/L | 68.43434 | 68.43434 | | 75 | 0 | 0 | 2.14 | 10 | 150 | 91% | 50 | 150 | 0% | |
| 2-Chlorophenol | A | ug/L | 73.34256 | 73.34256 | | 75 | 0 | 0 | 2.48 | 10 | 150 | 98% | 50 | 150 | 0% | |
| 2-Methylnaphthalene | A | ug/L | 71.24862 | 71.24862 | | 75 | 0 | 0 | 1.92 | 10 | 150 | 95% | 50 | 150 | 0% | |
| 2-Nitrophenol | A | ug/L | 63.36346 | 63.36346 | | 75 | 0 | 0 | 2.36 | 10 | 150 | 84% | 50 | 150 | 0% | |
| 3,3'-Dichlorobenzidine | A | ug/L | 73.15949 | 73.15949 | | 75 | 0 | 0 | 2.11 | 10 | 150 | 98% | 50 | 150 | 0% | |
| 4,6-Dinitro-2-methylphenol | A | ug/L | 66.58309 | 66.58309 | | 75 | 0 | 0 | 2.33 | 10 | 150 | 89% | 50 | 150 | 0% | |
| 4-Bromophenyl phenyl ether | A | ug/L | 72.22502 | 72.22502 | | 75 | 0 | 0 | 1.74 | 10 | 150 | 96% | 50 | 150 | 0% | |
| 4-Chloro-3-methylphenol | A | ug/L | 71.43376 | 71.43376 | | 75 | 0 | 0 | 1.46 | 10 | 150 | 95% | 50 | 150 | 0% | |
| 4-Chlorophenol | A | ug/L | 75.636 | 75.636 | | 75 | 0 | 0 | 2.64 | 10 | 150 | 101% | 50 | 150 | 0% | |
| 4-Chlorophenyl phenyl ether | A | ug/L | 71.00793 | 71.00793 | | 75 | 0 | 0 | 2.03 | 10 | 150 | 95% | 50 | 150 | 0% | |
| 4-Nitrophenol | A | ug/L | 66.09697 | 66.09697 | | 75 | 0 | 0 | 2.5 | 10 | 150 | 88% | 50 | 150 | 0% | |
| Acenaphthene | A | ug/L | 75.52709 | 75.52709 | | 75 | 0 | 0 | 1.89 | 10 | 150 | 101% | 50 | 150 | 0% | |
| Acenaphthylene | A | ug/L | 75.35904 | 75.35904 | | 75 | 0 | 0 | 1.57 | 10 | 150 | 100% | 50 | 150 | 0% | |
| Anthracene | A | ug/L | 74.08143 | 74.08143 | | 75 | 0 | 0 | 1.23 | 10 | 150 | 99% | 50 | 150 | 0% | |
| Azobenzene | A | ug/L | 74.68922 | 74.68922 | | 75 | 0 | 0 | 1.09 | 10 | 150 | 100% | 50 | 150 | 0% | |
| Benzidine | A | ug/L | 72.75337 | 72.75337 | | 75 | 0 | 0 | 6.72 | 10 | 150 | 97% | 50 | 150 | 0% | |

| Seq No | Lab ID | Test Code | Sample Typ | File ID | Analysis Date | DF | Batch ID | Prep Date | SPKref | RPDref | pmoist | | | | | |
|-----------------------------|---------------|-------------|------------|------------------|------------------|-------|----------|-----------|--------|--------|--------|------|-----|------|------|---|
| 14960917 | 30-Dec-21_CCV | SVOC-8270-W | CCV | \\SV5973N.I\sd12 | 12/31/2021 1:11: | 1 | R372614 | | 0 | 0 | | | | | | |
| Analyte | T | Units | RAW | Final | Text | Spike | SPKref | RPDref | MDL | PQL | UQL | %REC | LOW | HIGH | %RPD | Q |
| Benzo(a)anthracene | A | ug/L | 73.89498 | 73.89498 | | 75 | 0 | 0 | 0.856 | 10 | 150 | 99% | 50 | 150 | 0% | |
| Benzo(a)pyrene | A | ug/L | 79.76636 | 79.76636 | | 75 | 0 | 0 | 1.24 | 10 | 150 | 106% | 50 | 150 | 0% | |
| Benzo(b)fluoranthene | A | ug/L | 76.32729 | 76.32729 | | 75 | 0 | 0 | 0.903 | 10 | 150 | 102% | 50 | 150 | 0% | |
| Benzo(g,h,i)perylene | A | ug/L | 80.17117 | 80.17117 | | 75 | 0 | 0 | 1.01 | 10 | 150 | 107% | 50 | 150 | 0% | |
| Benzo(k)fluoranthene | A | ug/L | 74.05665 | 74.05665 | | 75 | 0 | 0 | 0.97 | 10 | 150 | 99% | 50 | 150 | 0% | |
| bis(-2-chloroethoxy)Methane | A | ug/L | 61.09844 | 61.09844 | | 75 | 0 | 0 | 1.36 | 10 | 150 | 81% | 50 | 150 | 0% | |
| bis(-2-chloroethyl)Ether | A | ug/L | 65.25631 | 65.25631 | | 75 | 0 | 0 | 2.57 | 10 | 150 | 87% | 50 | 150 | 0% | |
| bis(2-chloroisopropyl)Ether | A | ug/L | 66.22228 | 66.22228 | | 75 | 0 | 0 | 1.49 | 10 | 150 | 88% | 50 | 150 | 0% | |
| bis(2-ethylhexyl)Phthalate | A | ug/L | 69.37211 | 69.37211 | | 75 | 0 | 0 | 1.91 | 10 | 150 | 92% | 50 | 150 | 0% | |
| Butylbenzylphthalate | A | ug/L | 69.46316 | 69.46316 | | 75 | 0 | 0 | 1.57 | 10 | 150 | 93% | 50 | 150 | 0% | |
| Chrysene | A | ug/L | 71.79102 | 71.79102 | | 75 | 0 | 0 | 1.17 | 10 | 150 | 96% | 50 | 150 | 0% | |
| Di-n-butyl phthalate | A | ug/L | 68.64667 | 68.64667 | | 75 | 0 | 0 | 0.932 | 10 | 150 | 92% | 50 | 150 | 0% | |
| Di-n-octyl phthalate | A | ug/L | 73.72755 | 73.72755 | | 75 | 0 | 0 | 1.34 | 10 | 150 | 98% | 50 | 150 | 0% | |
| Dibenzo(a,h)anthracene | A | ug/L | 78.47552 | 78.47552 | | 75 | 0 | 0 | 1.17 | 10 | 150 | 105% | 50 | 150 | 0% | |
| Diethyl phthalate | A | ug/L | 68.80595 | 68.80595 | | 75 | 0 | 0 | 2.18 | 10 | 150 | 92% | 50 | 150 | 0% | |
| Dimethyl phthalate | A | ug/L | 71.54873 | 71.54873 | | 75 | 0 | 0 | 1.72 | 10 | 150 | 95% | 50 | 150 | 0% | |
| Fluoranthene | A | ug/L | 73.32461 | 73.32461 | | 75 | 0 | 0 | 0.883 | 10 | 150 | 98% | 50 | 150 | 0% | |
| Fluorene | A | ug/L | 76.56814 | 76.56814 | | 75 | 0 | 0 | 1.82 | 10 | 150 | 102% | 50 | 150 | 0% | |
| Hexachlorobenzene | A | ug/L | 79.06741 | 79.06741 | | 75 | 0 | 0 | 1.33 | 10 | 150 | 105% | 50 | 150 | 0% | |
| Hexachlorobutadiene | A | ug/L | 65.77667 | 65.77667 | | 75 | 0 | 0 | 2.32 | 10 | 150 | 88% | 50 | 150 | 0% | |
| Hexachlorocyclopentadiene | A | ug/L | 67.08752 | 67.08752 | | 75 | 0 | 0 | 2.97 | 10 | 150 | 89% | 50 | 150 | 0% | |
| Hexachloroethane | A | ug/L | 70.6803 | 70.6803 | | 75 | 0 | 0 | 1.79 | 10 | 150 | 94% | 50 | 150 | 0% | |
| Indeno(1,2,3-cd)pyrene | A | ug/L | 81.24859 | 81.24859 | | 75 | 0 | 0 | 1.25 | 10 | 150 | 108% | 50 | 150 | 0% | |
| Isophorone | A | ug/L | 68.31726 | 68.31726 | | 75 | 0 | 0 | 1.67 | 10 | 150 | 91% | 50 | 150 | 0% | |
| m+p-Cresols | A | ug/L | 68.77442 | 68.77442 | | 75 | 0 | 0 | 1.78 | 10 | 150 | 92% | 50 | 150 | 0% | |
| n-Nitroso-di-n-propylamine | A | ug/L | 62.74368 | 62.74368 | | 75 | 0 | 0 | 1.54 | 10 | 150 | 84% | 50 | 150 | 0% | |
| n-Nitrosodimethylamine | A | ug/L | 53.57059 | 53.57059 | | 75 | 0 | 0 | 1.53 | 10 | 150 | 71% | 50 | 150 | 0% | |
| n-Nitrosodiphenylamine | A | ug/L | 78.99126 | 78.99126 | | 75 | 0 | 0 | 1.16 | 10 | 150 | 105% | 50 | 150 | 0% | |
| Naphthalene | A | ug/L | 65.01968 | 65.01968 | | 75 | 0 | 0 | 1.74 | 10 | 150 | 87% | 50 | 150 | 0% | |
| Nitrobenzene | A | ug/L | 71.21062 | 71.21062 | | 75 | 0 | 0 | 2.31 | 10 | 150 | 95% | 50 | 150 | 0% | |
| o-Cresol | A | ug/L | 71.14107 | 71.14107 | | 75 | 0 | 0 | 1.83 | 10 | 150 | 95% | 50 | 150 | 0% | |
| Pentachlorophenol | A | ug/L | 81.8704 | 81.8704 | | 75 | 0 | 0 | 4.24 | 10 | 150 | 109% | 50 | 150 | 0% | |
| Phenanthrene | A | ug/L | 79.41677 | 79.41677 | | 75 | 0 | 0 | 0.784 | 10 | 150 | 106% | 50 | 150 | 0% | |
| Phenol | A | ug/L | 77.0057 | 77.0057 | | 75 | 0 | 0 | 1.46 | 10 | 150 | 103% | 50 | 150 | 0% | |
| Pyrene | A | ug/L | 75.13815 | 75.13815 | | 75 | 0 | 0 | 0.921 | 10 | 150 | 100% | 50 | 150 | 0% | |

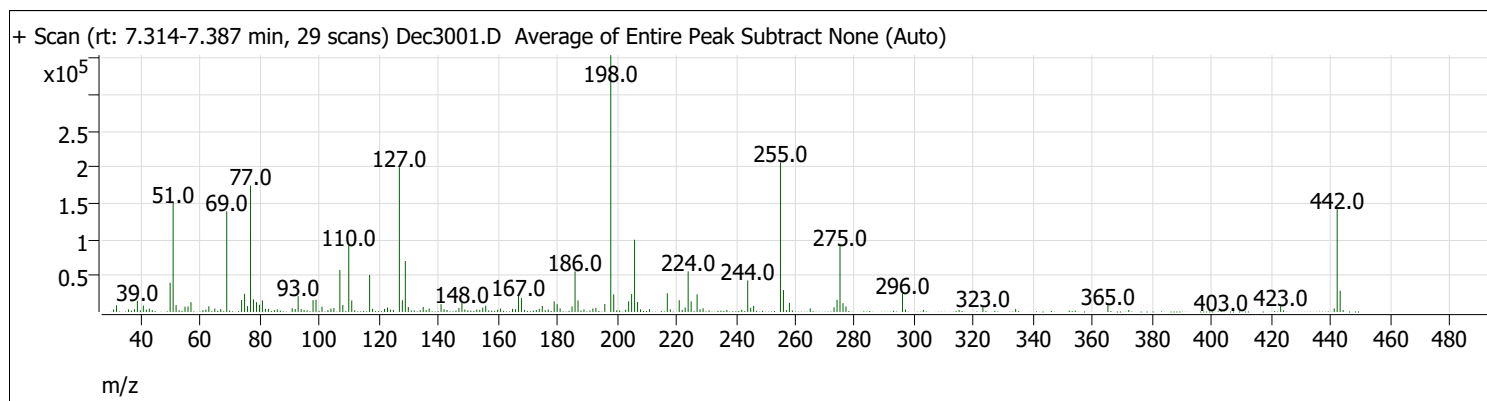
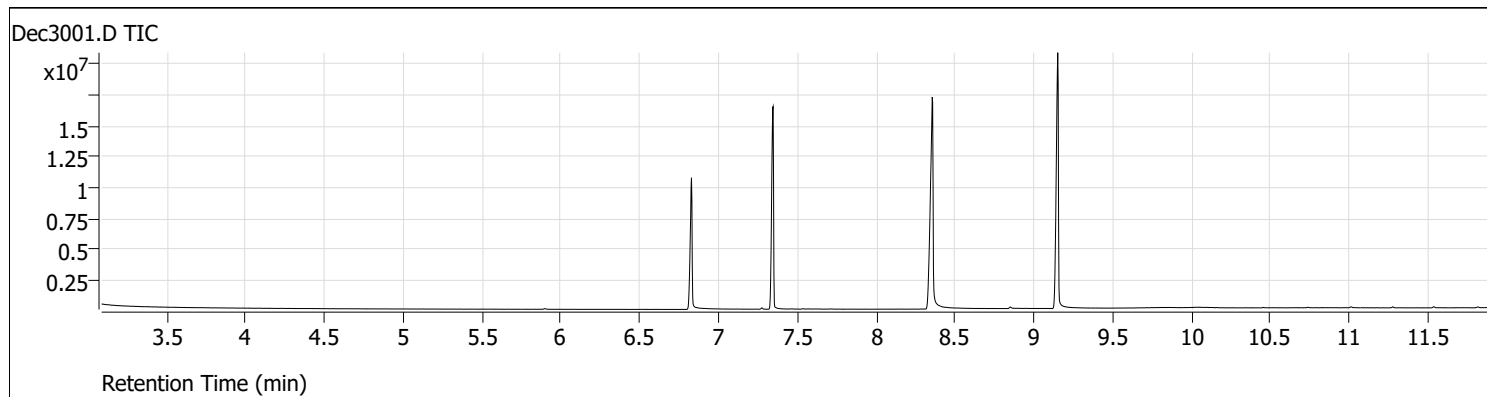
| Seq No | Lab ID | Test Code | Sample Typ | File ID | Analysis Date | DF | Batch ID | Prep Date | SPKref | RPDref | pmoist | | | | | |
|------------------------------|---------------|-------------|------------|------------------|------------------|-------|----------|-----------|--------|--------|--------|------|-----|------|------|---|
| 14960917 | 30-Dec-21_CCV | SVOC-8270-W | CCV | \\SV5973N.I\sd12 | 12/31/2021 1:11: | 1 | R372614 | | 0 | 0 | | | | | | |
| Analyte | T | Units | RAW | Final | Text | Spike | SPKref | RPDref | MDL | PQL | UQL | %REC | LOW | HIGH | %RPD | Q |
| Pyridine | A | ug/L | 59.86288 | 59.86288 | | 75 | 0 | 0 | 3.22 | 10 | 150 | 80% | 50 | 150 | 0% | |
| 1,4-Dichlorobenzene-d4 | I | ug/L | 40 | 40 | | 0 | 0 | 0 | 0 | 10 | 150 | 0% | 50 | 150 | 0% | |
| Acenaphthene-d10 | I | ug/L | 40 | 40 | | 0 | 0 | 0 | 0 | 10 | 150 | 0% | 50 | 150 | 0% | |
| Chrysene-d12 | I | ug/L | 40 | 40 | | 0 | 0 | 0 | 0 | 10 | 150 | 0% | 50 | 150 | 0% | |
| Naphthalene-d8 | I | ug/L | 40 | 40 | | 0 | 0 | 0 | 0 | 10 | 150 | 0% | 50 | 150 | 0% | |
| Perylene-d12 | I | ug/L | 40 | 40 | | 0 | 0 | 0 | 0 | 10 | 150 | 0% | 50 | 150 | 0% | |
| Phenanthrene-d10 | I | ug/L | 40 | 40 | | 0 | 0 | 0 | 0 | 10 | 150 | 0% | 50 | 150 | 0% | |
| 2,4,6-Tribromophenol | S | ug/L | 82.90677 | 82.90677 | | 75 | 0 | 0 | 2.88 | 10 | | 111% | 50 | 150 | 0% | |
| 2-Fluorobiphenyl | S | ug/L | 71.20202 | 71.20202 | | 75 | 0 | 0 | 0.724 | 10 | | 95% | 50 | 150 | 0% | |
| 2-Fluorophenol | S | ug/L | 81.42618 | 81.42618 | | 75 | 0 | 0 | 3.52 | 10 | | 109% | 50 | 150 | 0% | |
| Nitrobenzene-d5 | S | ug/L | 68.38527 | 68.38527 | | 75 | 0 | 0 | 2.34 | 10 | | 91% | 50 | 150 | 0% | |
| Phenol-d5 | S | ug/L | 76.77793 | 76.77793 | | 75 | 0 | 0 | 2.06 | 10 | | 102% | 50 | 150 | 0% | |
| Terphenyl-d14 | S | ug/L | 73.57947 | 73.57947 | | 75 | 0 | 0 | 1.17 | 10 | | 98% | 50 | 150 | 0% | |
| 2,2'-Oxybis(1-Chloropropane) | X | ug/L | 66.22228 | 66.22228 | | 75 | 0 | 0 | 1.45 | 10 | 150 | 88% | 50 | 150 | 0% | |
| 2-Nitroaniline | X | ug/L | 67.30265 | 67.30265 | | 75 | 0 | 0 | 2.4 | 10 | 150 | 90% | 50 | 150 | 0% | |
| 3-Nitroaniline | X | ug/L | 71.64329 | 71.64329 | | 75 | 0 | 0 | 2.77 | 10 | 150 | 96% | 50 | 150 | 0% | |
| 4-Chloro-2-methylphenol | X | ug/L | 68.61986 | 68.61986 | | 75 | 0 | 0 | 1.6 | 10 | 150 | 91% | 50 | 150 | 0% | |
| 4-Chloroaniline | X | ug/L | 70.40466 | 70.40466 | | 75 | 0 | 0 | 1.61 | 10 | 150 | 94% | 50 | 150 | 0% | |
| 4-Nitroaniline | X | ug/L | 70.62297 | 70.62297 | | 75 | 0 | 0 | 1.63 | 10 | 150 | 94% | 50 | 150 | 0% | |
| Carbazole | X | ug/L | 73.40147 | 73.40147 | | 75 | 0 | 0 | 0.842 | 10 | 150 | 98% | 50 | 150 | 0% | |
| Dibenzofuran | X | ug/L | 76.91586 | 76.91586 | | 75 | 0 | 0 | 1.74 | 10 | 150 | 103% | 50 | 150 | 0% | |
| p-Chloroaniline | X | ug/L | 70.40466 | 70.40466 | | 75 | 0 | 0 | 1.52 | 10 | 150 | 94% | 50 | 150 | 0% | |
| Triallate | X | ug/L | 79.00642 | 79.00642 | | 75 | 0 | 0 | 1.51 | 10 | 150 | 105% | 50 | 150 | 0% | |

Write Sequence Insert Entries(Have the first cell for entries selected)

| File Name | Sample Name | Line No. | Test Code | Multiplier | Divisor | Method Name |
|-----------|--------------------|----------|-------------|------------|---------|-------------|
| Dec3001.d | 30-Dec-21_TUNE_1 | 1 | | 1 | 1 | 5973NTUN.M |
| Dec3002.d | 30-Dec-21_CCV_2 | 2 | SVOC-8270-W | 1 | 1 | BNA+SIM.M |
| Dec3003.d | 30-Dec-21_ISTBLK_3 | 3 | SVOC-8270-W | 1 | 1 | BNA+SIM.M |
| Dec3004.d | MB-162392 | 4 | SVOC-8270-W | 1 | 1 | BNA+SIM.M |
| Dec3005.d | LCS-162392 | 5 | SVOC-8270-W | 1 | 1 | BNA+SIM.M |
| Dec3006.d | LCSD-162392 | 6 | SVOC-8270-W | 1 | 1 | BNA+SIM.M |
| Dec3007.d | B21121605-001B | 7 | SVOC-8270-W | 1 | 1 | BNA+SIM.M |
| Dec3008.d | B21121605-001BMS | 8 | SVOC-8270-W | 1 | 1 | BNA+SIM.M |
| Dec3009.d | B21121605-002B | 9 | SVOC-8270-W | 1 | 1 | BNA+SIM.M |
| Dec3010.d | B21121605-003B | 10 | SVOC-8270-W | 1 | 1 | BNA+SIM.M |
| Dec3011.d | B21121606-001D | 11 | SVOC-8270-W | 1 | 1 | BNA+SIM.M |
| Dec3012.d | B21121606-002D | 12 | SVOC-8270-W | 1 | 1 | BNA+SIM.M |
| Dec3013.d | B21121606-003D | 13 | SVOC-8270-W | 1 | 1 | BNA+SIM.M |
| Dec3014.d | B21121606-004D | 14 | SVOC-8270-W | 1 | 1 | BNA+SIM.M |
| Dec3015.d | B21121606-005D | 15 | SVOC-8270-W | 1 | 1 | BNA+SIM.M |
| Dec3016.d | B21121609-001B | 16 | SVOC-8270-W | 1 | 1 | BNA+SIM.M |
| Dec3017.d | B21121611-001A | 17 | SVOC-8270-W | 1 | 1 | BNA+SIM.M |
| Dec3018.d | B21121613-001C | 18 | SVOC-8270-W | 1 | 1 | BNA+SIM.M |
| Dec3019.d | B21121613-002A | 19 | SVOC-8270-W | 1 | 1 | BNA+SIM.M |
| Dec3020.d | B21121616-001B | 20 | SVOC-8270-W | 1 | 1 | BNA+SIM.M |
| Dec3021.d | B21121622-001A | 21 | SVOC-8270-W | 1 | 1 | BNA+SIM.M |
| Dec3022.d | B21121622-002A | 22 | SVOC-8270-W | 1 | 1 | BNA+SIM.M |
| Dec3023.d | B21121622-003A | 23 | SVOC-8270-W | 1 | 1 | BNA+SIM.M |
| Dec3024.d | B21121623-001B | 24 | SVOC-8270-W | 1 | 1 | BNA+SIM.M |
| Dec3025.d | 30-Dec-21_CCV_25 | 25 | SVOC-8270-W | 1 | 1 | BNA+SIM.M |


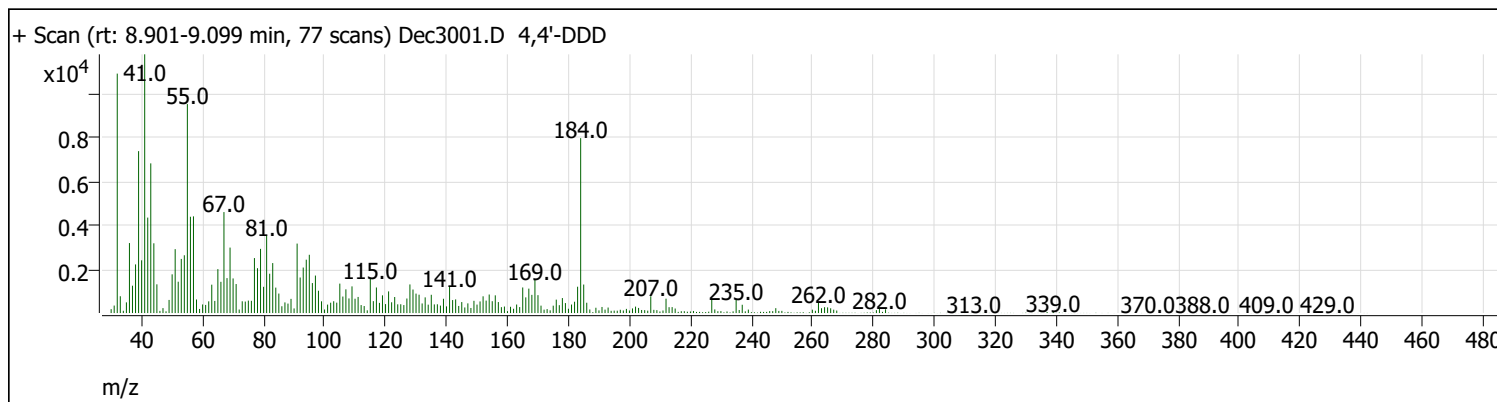
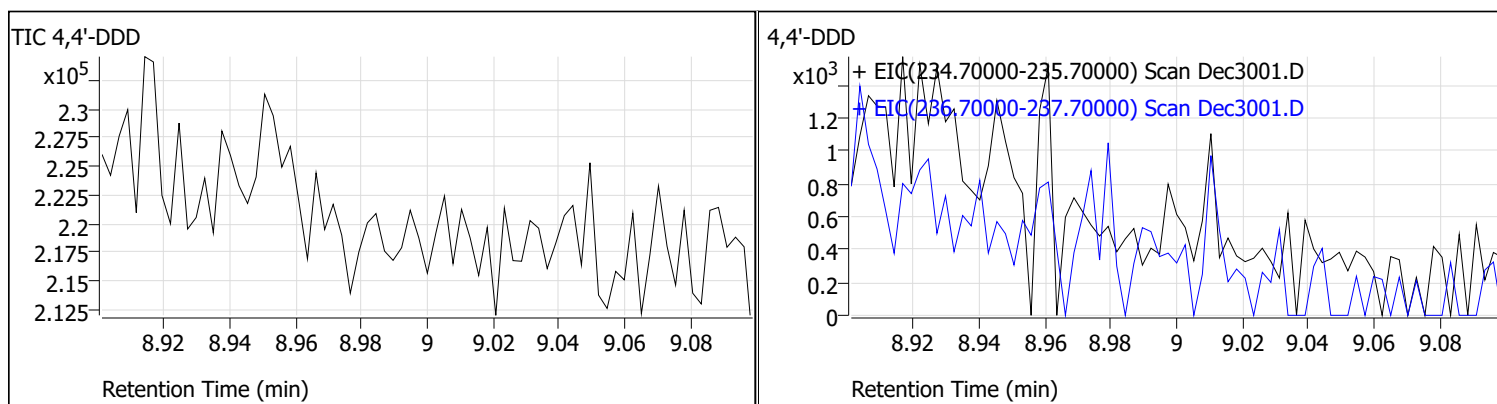
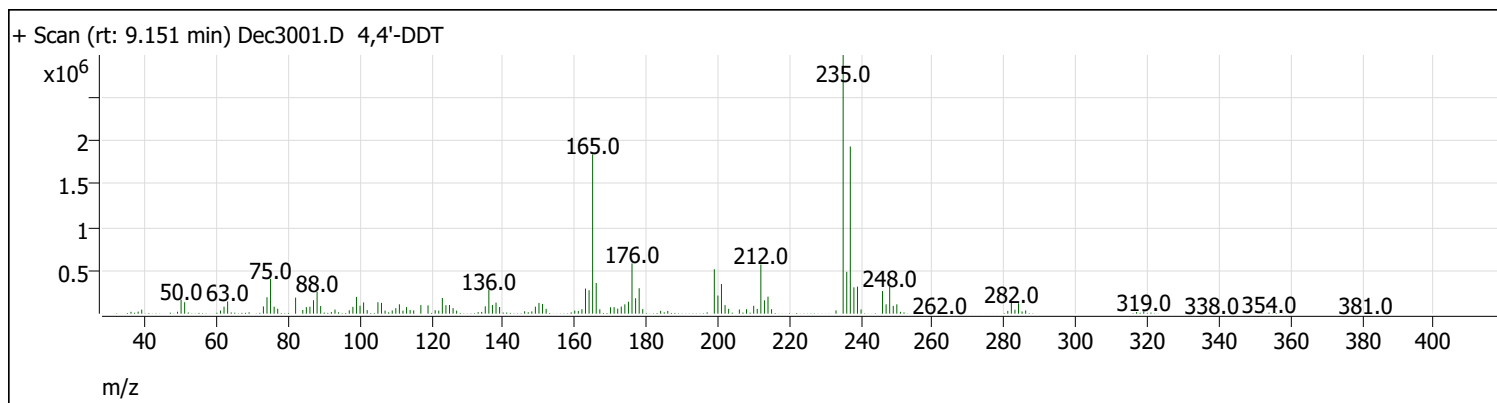
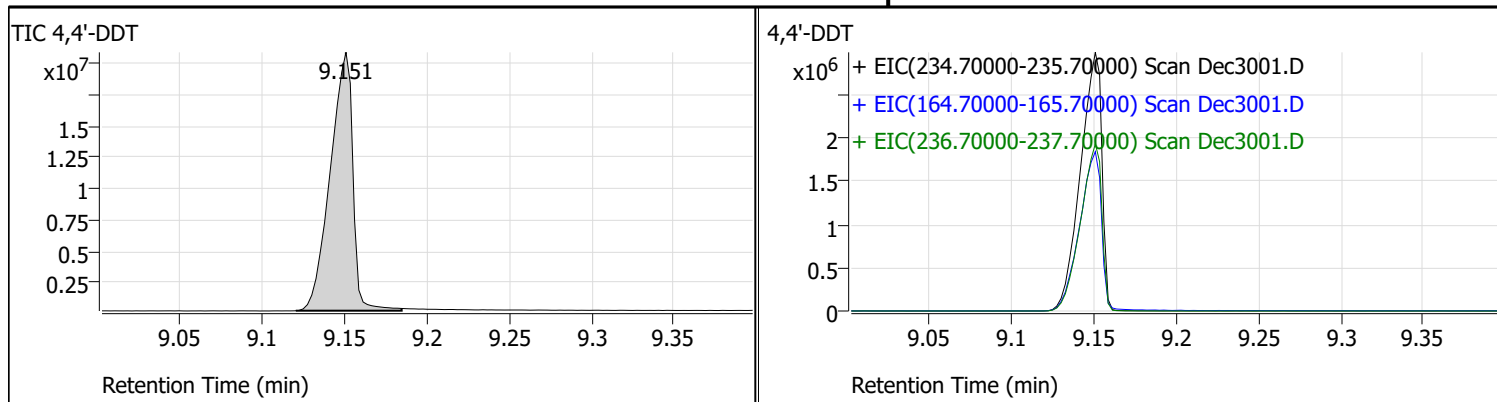
Tune Evaluation Report

Data Path: \\MASSHUNTER\Org\Data\SV5973N.I\sd123021\1 DoD bna\Dec3001.D
 Acq on: 12/30/2021 12:12:57 PM
 Operator: LIMS import
 Sample: 30-Dec-21_TUNE_1
 Inst Name: Instrument #1
 ALS Vial: 1
 Method: \\MASSHUNTER\Org\Data\SV5973N.I\DFTPP5973N625.m



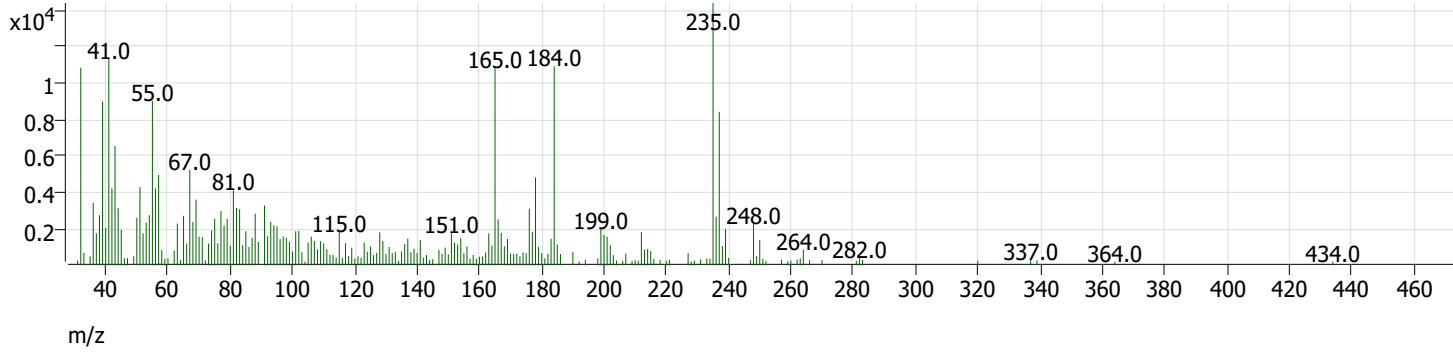
| Target Mass | Rel. To Mass | Lower Limit% | Upper Limit% | Rel. Abn% | Raw Abn | Pass/Fail |
|-------------|--------------|--------------|--------------|-----------|---------|-----------|
| 51 | 198 | 30 | 60 | 42.4 | 150553 | Pass |
| 68 | 69 | 0 | 2 | 0.9 | 1247 | Pass |
| 70 | 69 | 0 | 2 | 1.5 | 2020 | Pass |
| 127 | 198 | 40 | 60 | 56.4 | 200061 | Pass |
| 197 | 198 | 0 | 1 | 0.0 | 117 | Pass |
| 198 | 198 | 100 | 100 | 100.0 | 354825 | Pass |
| 199 | 198 | 5 | 9 | 6.9 | 24383 | Pass |
| 275 | 198 | 10 | 30 | 25.8 | 91458 | Pass |
| 365 | 198 | 1 | 100 | 2.8 | 9768 | Pass |
| 441 | 443 | 1E-10 | 150 | 17.2 | 5046 | Pass |
| 442 | 198 | 40 | 100 | 40.1 | 142140 | Pass |
| 443 | 442 | 17 | 23 | 20.6 | 29336 | Pass |
| 69 | 69 | 100 | 100 | 100.0 | 139025 | Pass |

Tune Evaluation Report



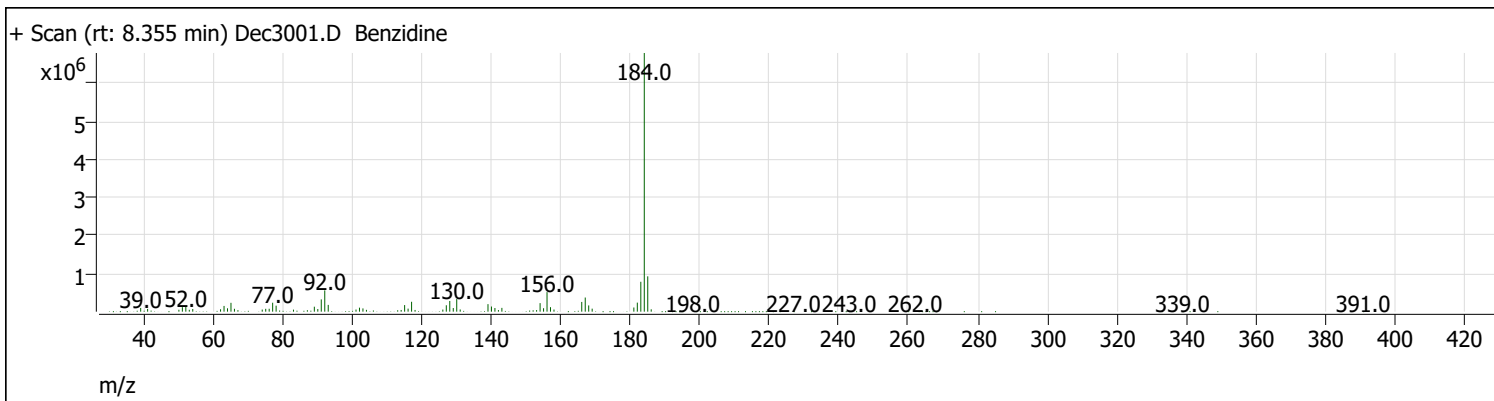
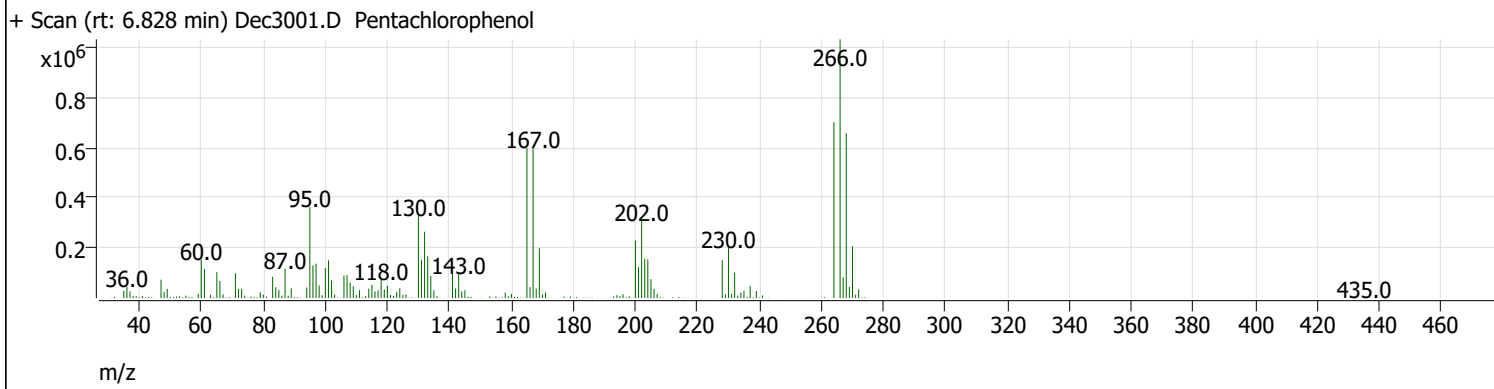
Tune Evaluation Report

+ Scan (rt: 8.849 min) Dec3001.D 4,4'-DDE



| Compound Name | Expected RT | Observed RT | TIC Area | Breakdown % | Pass/Fail |
|---------------|-------------|-------------|----------|-------------|-----------|
| 4,4'-DDT | 9.200 | 9.151 | 19734570 | 0.6 | Pass |
| 4,4'-DDD | 9.000 | 0.000 | 0 | | |
| 4,4'-DDE | 8.800 | 8.849 | 112691 | | |

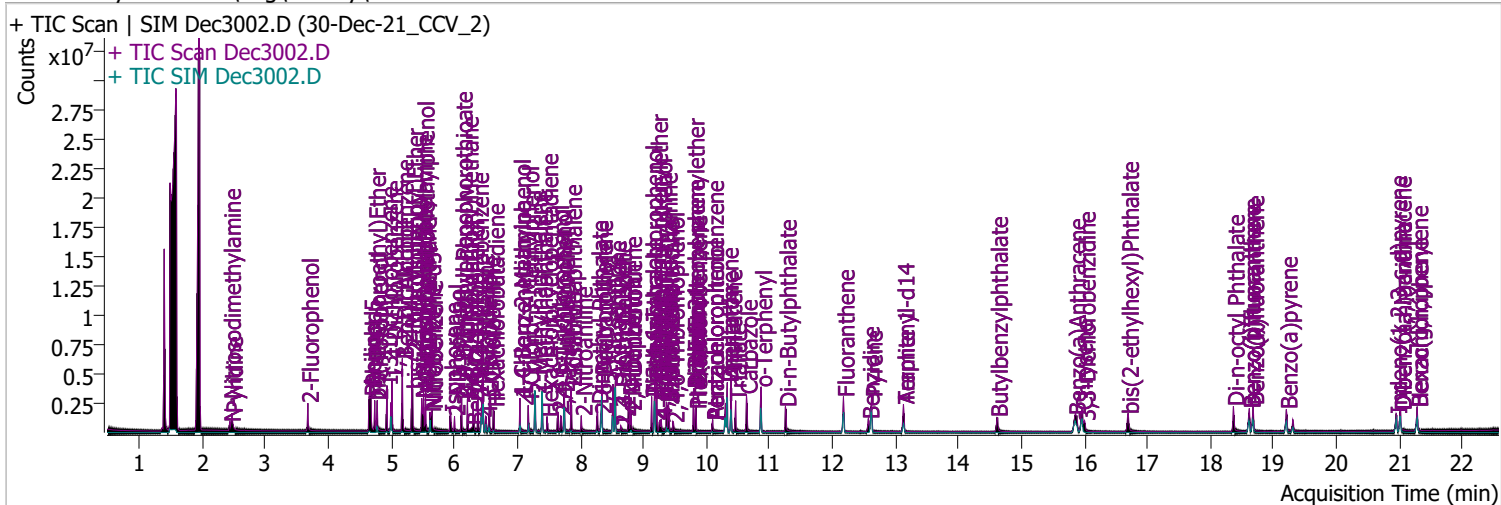
Tune Evaluation Report



| Compound Name | Expected RT | Observed RT | Tailing Factor | PGF | Pass/Fail |
|-------------------|-------------|-------------|----------------|-----|-----------|
| Pentachlorophenol | 6.900 | 6.828 | 0.5 | 4.8 | Pass |
| Benzidine | 8.500 | 8.355 | 0.4 | 3.3 | Pass |

Quantitation Results Report (QT Reviewed)

| | | | |
|----------------|----------------------------|-------------------|------------------------|
| Data File | Dec3002.D | Operator | LIMS import |
| Acq. Method | BNA+SIM.M | Acq. Date-Time | 12/30/2021 12:34:40 PM |
| Sample Name | 30-Dec-21_CCV_2 | Instrument | Instrument #1 |
| Vial | 2 | Multiplier | 1.00 |
| DA Method File | 122821 bna 1 CAL.batch.bin | Comment | SVOC-8270-W |
| Tune File | dftppdsm.u | Tune Date | 11/24/2021 11:15:00 AM |
| Batch Name | 123021 bna 1.batch.bin | Last Calib Update | 1/3/2022 10:10:10 AM |
| Ref Library | D:\Org\Library\NIST129K.I | | |



| Compound | RT | QIon | Resp. | Conc. | Units | Dev(Min) |
|----------|----|------|-------|-------|-------|----------|
|----------|----|------|-------|-------|-------|----------|

Internal Standards

System Monitoring Compounds

| | | | | | | |
|------------------------|----------------------|-------|---------|-------------------|------|--------|
| S 2-Fluorophenol | 3.674 | 112.0 | 562494 | 72.2453 | µg/L | -0.031 |
| Spiked Amount: 200.000 | Range: 10.0 - 75.0% | | | Recovery = 36.12% | | |
| S Phenol-d5 | 4.664 | 99.0 | 779564 | 68.2343 | µg/L | -0.020 |
| Spiked Amount: 200.000 | Range: 10.0 - 65.0% | | | Recovery = 34.12% | | |
| S Nitrobenzene-d5 | 5.614 | 82.0 | 366567 | 65.5108 | µg/L | -0.010 |
| Spiked Amount: 100.000 | Range: 32.0 - 94.0% | | | Recovery = 65.51% | | |
| S 2-Fluorobiphenyl | 7.738 | 172.0 | 1309542 | 67.1784 | µg/L | -0.010 |
| Spiked Amount: 100.000 | Range: 28.0 - 107.0% | | | Recovery = 67.18% | | |
| S 2,4,6-Tribromophenol | 9.479 | 329.8 | 65267 | 69.6640 | µg/L | 0.000 |
| Spiked Amount: 200.000 | Range: 25.0 - 140.0% | | | Recovery = 34.83% | | |
| S Terphenyl-d14 | 13.128 | 244.3 | 1105728 | 74.0353 | µg/L | -0.010 |
| Spiked Amount: 100.000 | Range: 32.0 - 122.0% | | | Recovery = 74.04% | | |

Target Compounds

| Compound | RT | QIon | Resp. | Conc. | Units | m | QValue |
|-------------------------------|-------|-------|---------|---------|-------|---|--------|
| T N-Nitrosodimethylamine | 2.438 | 74.0 | 228086 | 63.2211 | µg/L | m | 66 |
| T Pyridine | 2.469 | 79.0 | 547090 | 61.3933 | µg/L | | 90 |
| T Aniline | 4.654 | 93.0 | 1191279 | 71.8773 | µg/L | | 97 |
| T Phenol | 4.675 | 94.0 | 861153 | 68.3839 | µg/L | | 97 |
| T bis(-2-Chloroethyl)Ether | 4.736 | 63.0 | 646249 | 60.9522 | µg/L | m | 99 |
| T 2-Chlorophenol | 4.777 | 128.0 | 580126 | 60.7358 | µg/L | m | 98 |
| T 1,3-Dichlorobenzene | 4.930 | 146.0 | 848770 | 70.7055 | µg/L | m | 99 |
| T 1,4-Dichlorobenzene | 5.012 | 146.0 | 843678 | 71.2642 | µg/L | m | 99 |
| T 1,2-Dichlorobenzene | 5.175 | 146.0 | 861411 | 69.4692 | µg/L | | 99 |
| T Benzyl Alcohol | 5.175 | 108.0 | 370144 | 62.1365 | µg/L | m | 95 |
| T bis(2-chloroisopropyl)Ether | 5.338 | 121.0 | 254593 | 67.5919 | µg/L | | 99 |
| T 2-Methylphenol | 5.328 | 107.0 | 648353 | 70.8443 | µg/L | m | 95 |
| T N-nitroso-Di-n-propylamine | 5.481 | 70.0 | 426064 | 60.7418 | µg/L | | 100 |
| T 4Methylphenol/3Methylphenol | 5.512 | 107.0 | 822423 | 67.5658 | µg/L | | 99 |
| T Hexachloroethane | 5.543 | 117.0 | 225057 | 69.5465 | µg/L | | 92 |

Quantitation Results Report (QT Reviewed)

| Compound | RT | QIon | Resp. | Conc. | Units | Dev(Min) | |
|-------------------------------|--------|-------|---------|---------|-------|----------|-----|
| T Nitrobenzene | 5.645 | 123.1 | 181111 | 62.3630 | µg/L | 94 | |
| T Isophorone | 5.941 | 82.0 | 901032 | 72.0481 | µg/L | 100 | |
| T 2-Nitrophenol | 6.003 | 139.0 | 155401 | 73.5794 | µg/L | 96 | |
| T 2,4-Dimethylphenol | 6.116 | 122.0 | 539360 | 74.8058 | µg/L | 96 | |
| T bis(-2-Chloroethoxy)Methane | 6.208 | 93.0 | 622342 | 65.7007 | µg/L | 98 | |
| T Benzoic Acid | 6.290 | 105.0 | 269042 | 70.0349 | µg/L | 95 | |
| T 2,4-Dichlorophenol | 6.301 | 162.0 | 359679 | 62.4384 | µg/L | 97 | |
| T 1,2,4-Trichlorobenzene | 6.372 | 180.0 | 536671 | 71.4810 | µg/L | 99 | |
| T Naphthalene | 6.455 | 128.0 | 1779421 | 72.0258 | µg/L | m | 99 |
| T 4-Chlorophenol | 6.506 | 130.0 | 141412 | 68.5590 | µg/L | m | 95 |
| T p-Chloroaniline | 6.557 | 127.0 | 705112 | 77.5402 | µg/L | | 96 |
| T Hexachlorobutadiene | 6.619 | 224.9 | 264355 | 68.6437 | µg/L | | 97 |
| T 4-Chloro-2-Methylphenol | 7.040 | 107.0 | 405091 | 70.2622 | µg/L | | 99 |
| T 4-Chloro-3-Methylphenol | 7.173 | 107.0 | 413701 | 72.2060 | µg/L | | 98 |
| T 2-Methylnaphthalene | 7.286 | 141.0 | 1035508 | 73.0450 | µg/L | | 98 |
| T 1-Methylnaphthalene | 7.389 | 141.0 | 999461 | 70.7541 | µg/L | m | 99 |
| T Hexachlorocyclopentadiene | 7.471 | 236.9 | 136638 | 67.8659 | µg/L | | 99 |
| T 2,4,6-Trichlorophenol | 7.646 | 196.0 | 229219 | 64.8447 | µg/L | | 97 |
| T 2,4,5-Trichlorophenol | 7.697 | 196.0 | 259107 | 63.8566 | µg/L | | 99 |
| T 2-Chloronaphthalene | 7.851 | 162.0 | 1046042 | 66.6317 | µg/L | | 99 |
| T 2-Nitroaniline | 8.016 | 65.0 | 170289 | 68.4505 | µg/L | | 97 |
| T Dimethyl Phthalate | 8.272 | 163.0 | 979448 | 69.1253 | µg/L | | 98 |
| T 2,6-Dinitrotoluene | 8.323 | 165.0 | 114248 | 70.2380 | µg/L | | 99 |
| T Acenaphthylene | 8.343 | 152.1 | 1876390 | 76.8679 | µg/L | | 99 |
| T 3-Nitroaniline | 8.517 | 138.0 | 136600 | 72.0754 | µg/L | | 92 |
| T Acenaphthene | 8.558 | 154.0 | 1036646 | 73.8183 | µg/L | | 98 |
| T 2,4-Dinitrophenol | 8.640 | 184.0 | 59916 | 71.4361 | µg/L | | 95 |
| T Dibenzofuran | 8.773 | 168.0 | 1615169 | 71.3709 | µg/L | | 99 |
| T 4-Nitrophenol | 8.793 | 109.0 | 148503 | 61.9590 | µg/L | m | 85 |
| T 2,4-Dinitrotoluene | 8.804 | 165.0 | 158470 | 75.6633 | µg/L | | 97 |
| T Diethylphthalate | 9.131 | 149.0 | 959763 | 62.4338 | µg/L | | 99 |
| T Fluorene | 9.182 | 166.0 | 1330322 | 73.5190 | µg/L | | 97 |
| T 4-Chlorophenyl-phenylether | 9.213 | 204.0 | 548781 | 73.1590 | µg/L | | 99 |
| T 4-Nitroaniline | 9.264 | 138.0 | 127679 | 66.7932 | µg/L | m | 95 |
| T 4,6-Dinitro-2-methylphenol | 9.284 | 198.0 | 83135 | 76.6234 | µg/L | | 95 |
| T N-nitrosodiphenylamine | 9.366 | 169.0 | 825244 | 75.9164 | µg/L | | 98 |
| T Azobenzene | 9.397 | 77.0 | 957230 | 64.3604 | µg/L | | 95 |
| T 4-Bromophenyl-phenylether | 9.796 | 248.0 | 297047 | 74.4494 | µg/L | | 99 |
| T Hexachlorobenzene | 9.837 | 283.9 | 293191 | 78.3807 | µg/L | | 91 |
| T Pentachlorophenol | 10.100 | 265.9 | 103200 | 68.8303 | µg/L | | 93 |
| T Phenanthrene | 10.333 | 178.0 | 1750998 | 75.8055 | µg/L | | 98 |
| T Anthracene | 10.394 | 178.0 | 1588519 | 70.1413 | µg/L | m | 99 |
| T Triallate | 10.465 | 86.0 | 329555 | 71.1371 | µg/L | | 97 |
| T Carbazole | 10.637 | 167.0 | 1667174 | 73.4563 | µg/L | | 99 |
| T o-Terphenyl | 10.870 | 230.0 | 831987 | 73.7180 | µg/L | | 100 |
| T Di-n-Butylphthalate | 11.255 | 149.0 | 1317669 | 63.1998 | µg/L | | 100 |
| T Fluoranthene | 12.176 | 202.0 | 1697025 | 73.2291 | µg/L | | 99 |
| T Benzidine | 12.571 | 184.0 | 633879 | 78.1793 | µg/L | | 98 |
| T Pyrene | 12.622 | 202.0 | 1831290 | 73.4718 | µg/L | | 97 |
| T Butylbenzylphthalate | 14.613 | 149.0 | 427624 | 71.1527 | µg/L | | 99 |
| T Benzo(a)Anthracene | 15.849 | 228.0 | 1261584 | 75.2049 | µg/L | | 99 |
| T Chrysene | 15.962 | 228.0 | 1380140 | 72.0274 | µg/L | | 98 |
| T 3,3-Dichlorobenzidine | 16.002 | 252.0 | 345633 | 69.3652 | µg/L | | 96 |
| T bis(2-ethylhexyl)Phthalate | 16.687 | 167.0 | 141201 | 71.5034 | µg/L | | 92 |
| T Di-n-octyl Phthalate | 18.365 | 149.0 | 1035323 | 73.4003 | µg/L | | 100 |

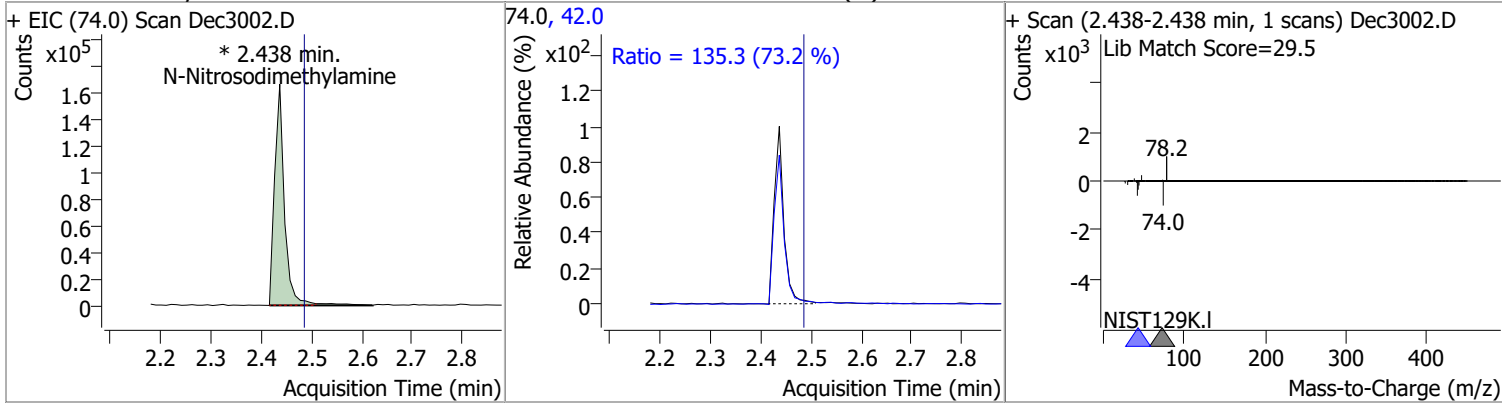
Quantitation Results Report (QT Reviewed)

| Compound | RT | QIon | Resp. | Conc. | Units | Dev(Min) |
|---------------------------|--------|-------|---------|---------|-------|----------|
| T Benzo(b)fluoranthene | 18.619 | 252.0 | 1201865 | 76.9817 | µg/L | 100 |
| T Benzo(k)fluoranthene | 18.679 | 252.0 | 1218187 | 71.9450 | µg/L | 97 |
| T Benzo(a)pyrene | 19.206 | 252.0 | 1119107 | 77.3355 | µg/L | 98 |
| T Indeno(1,2,3-c,d)pyrene | 20.948 | 276.0 | 812069 | 73.3592 | µg/L | 98 |
| T Dibenzo(a,h)anthracene | 21.019 | 278.0 | 926515 | 74.5779 | µg/L | 99 |
| T Benzo(g,h,i)perylene | 21.282 | 276.0 | 998413 | 72.5955 | µg/L | 99 |

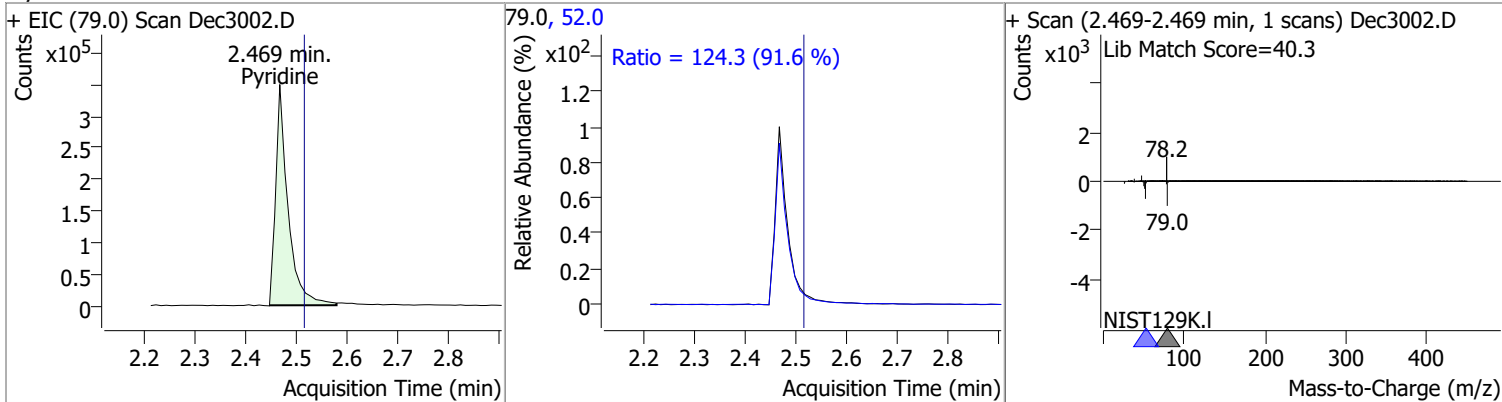
(#) = Qualifier Out of Range; (m) = Manual Integration; (+) = Area Summed; (*) = Surrogate Percent Recovery Out of Range; (d): Zeroed Peak

Quantitation Results Report (QT Reviewed)

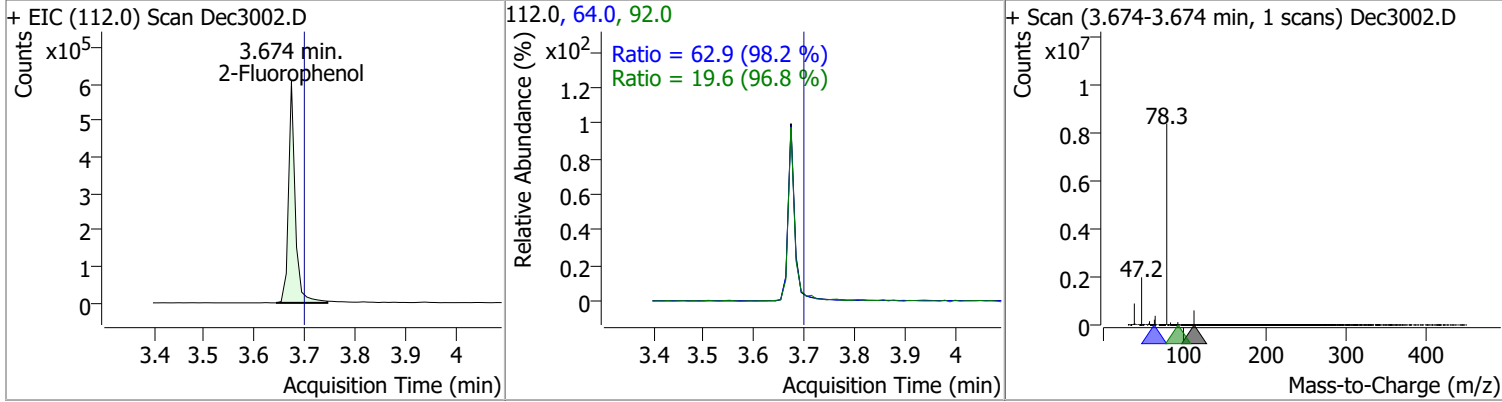
| Compound | Conc. | RT | Dev(Min) | Resp. | QIon | QRatio | Lower | Upper |
|------------------------|---------|------|----------|------------|------|--------|-------|-------|
| N-Nitrosodimethylamine | 63.2211 | 2.44 | -0.05 | 228086 (m) | 42.0 | 135.3 | 129.3 | 240.2 |



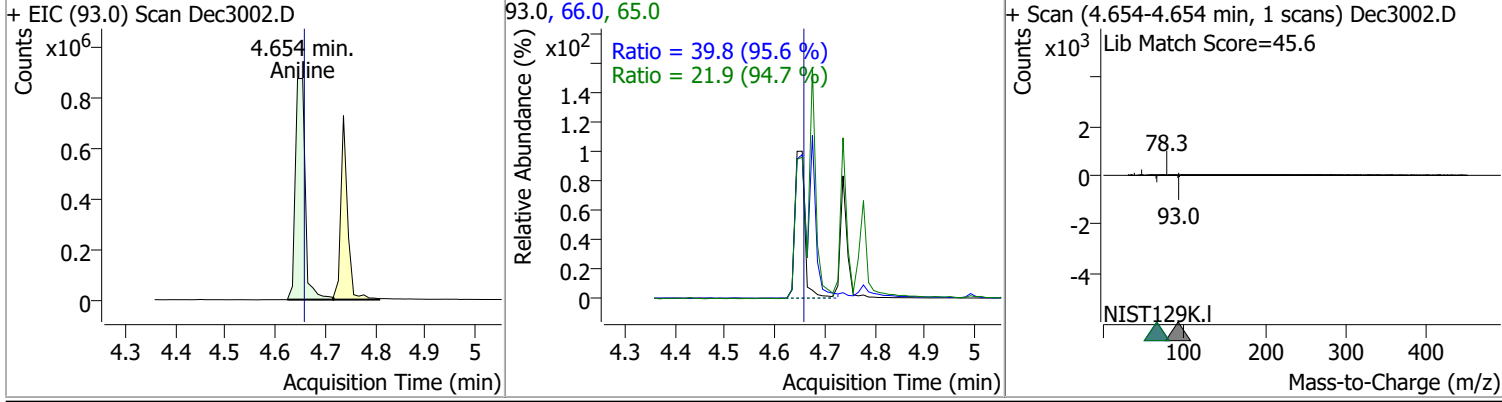
| Compound | Conc. | RT | Dev(Min) | Resp. | QIon | QRatio | Lower | Upper |
|----------|---------|------|----------|--------|------|--------|-------|-------|
| Pyridine | 61.3933 | 2.47 | -0.05 | 547090 | 52.0 | 124.3 | 95.0 | 176.5 |



| Compound | Conc. | RT | Dev(Min) | Resp. | QIon | QRatio | Lower | Upper |
|----------------|---------|------|----------|--------|------|--------|-------|-------|
| 2-Fluorophenol | 72.2453 | 3.67 | -0.03 | 562494 | 64.0 | 62.9 | 44.8 | 83.2 |
| | | | | | 92.0 | 19.6 | 14.2 | 26.4 |

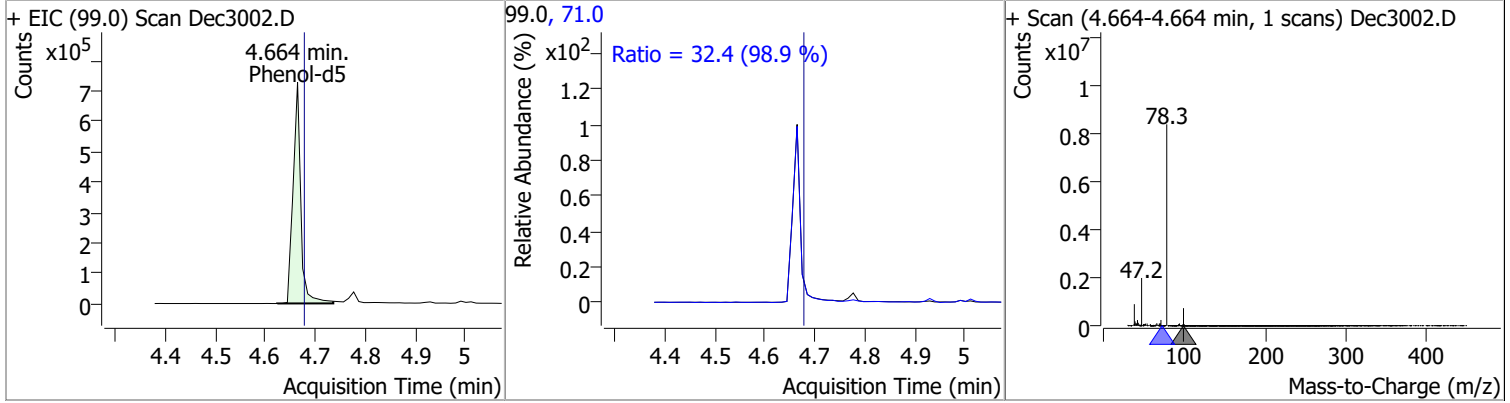


| Compound | Conc. | RT | Dev(Min) | Resp. | QIon | QRatio | Lower | Upper |
|----------|---------|------|----------|---------|------|--------|-------|-------|
| Aniline | 71.8773 | 4.65 | -0.01 | 1191279 | 66.0 | 39.8 | 29.1 | 54.1 |
| | | | | | 65.0 | 21.9 | 16.2 | 30.0 |

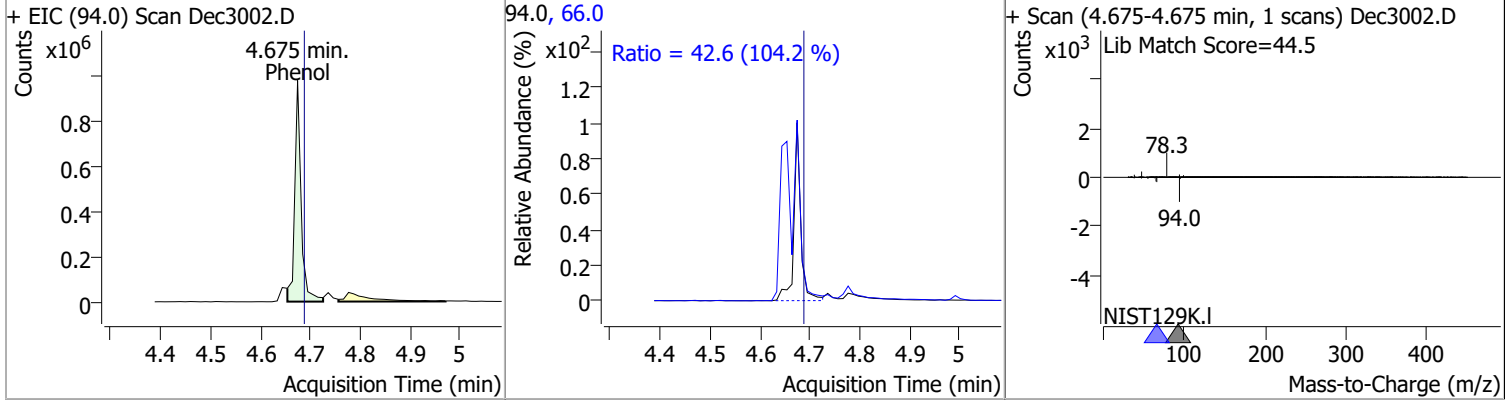


Quantitation Results Report (QT Reviewed)

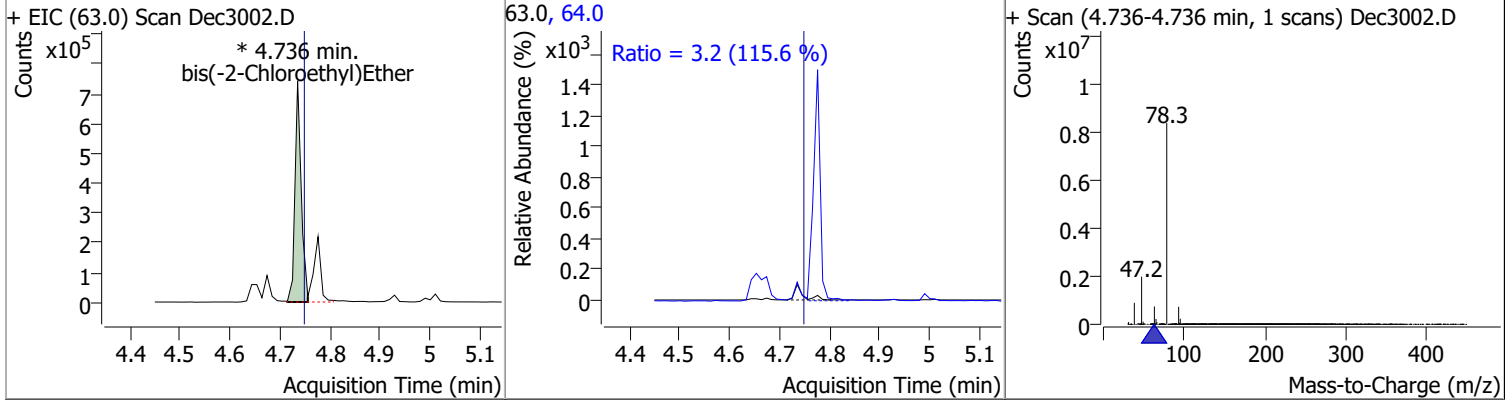
| Compound | Conc. | RT | Dev(Min) | Resp. | QIon | QRatio | Lower | Upper |
|-----------|---------|------|----------|--------|------|--------|-------|-------|
| Phenol-d5 | 68.2343 | 4.66 | -0.02 | 779564 | 71.0 | 32.4 | 22.9 | 42.5 |



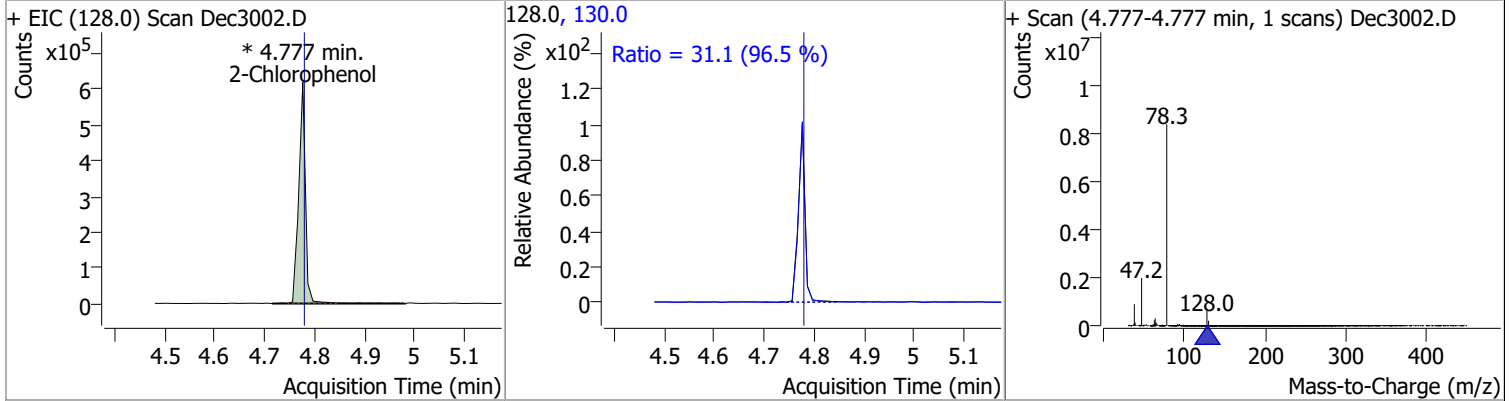
| Compound | Conc. | RT | Dev(Min) | Resp. | QIon | QRatio | Lower | Upper |
|----------|---------|------|----------|--------|------|--------|-------|-------|
| Phenol | 68.3839 | 4.67 | -0.02 | 861153 | 66.0 | 42.6 | 28.6 | 53.1 |



| Compound | Conc. | RT | Dev(Min) | Resp. | QIon | QRatio | Lower | Upper |
|--------------------------|---------|------|----------|------------|------|--------|-------|-------|
| bis(-2-Chloroethyl)Ether | 60.9522 | 4.74 | -0.02 | 646249 (m) | 64.0 | 3.2 | 1.9 | 3.6 |

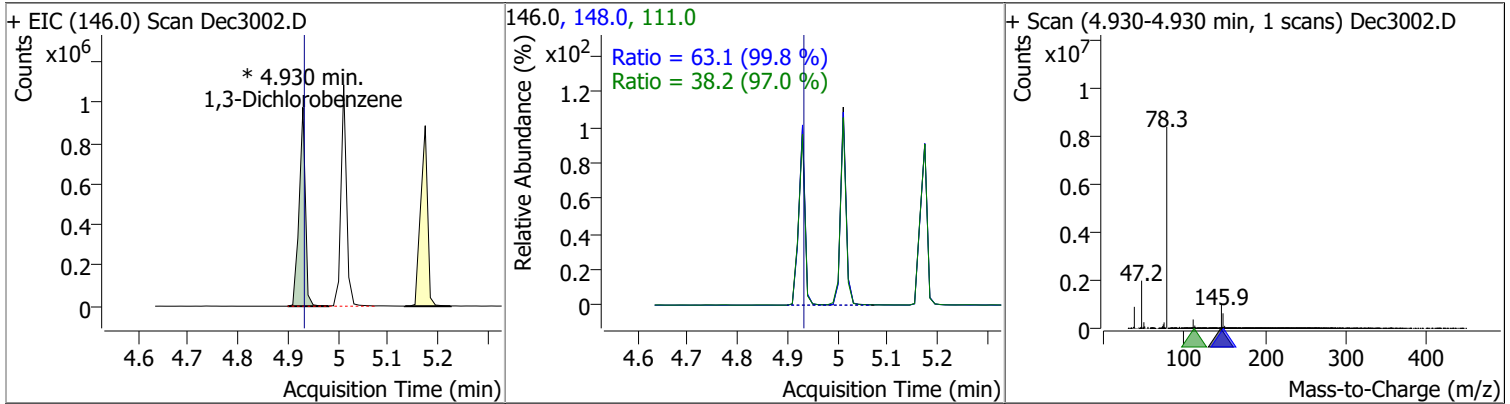


| Compound | Conc. | RT | Dev(Min) | Resp. | QIon | QRatio | Lower | Upper |
|----------------|---------|------|----------|------------|-------|--------|-------|-------|
| 2-Chlorophenol | 60.7358 | 4.78 | -0.01 | 580126 (m) | 130.0 | 31.1 | 22.6 | 42.0 |

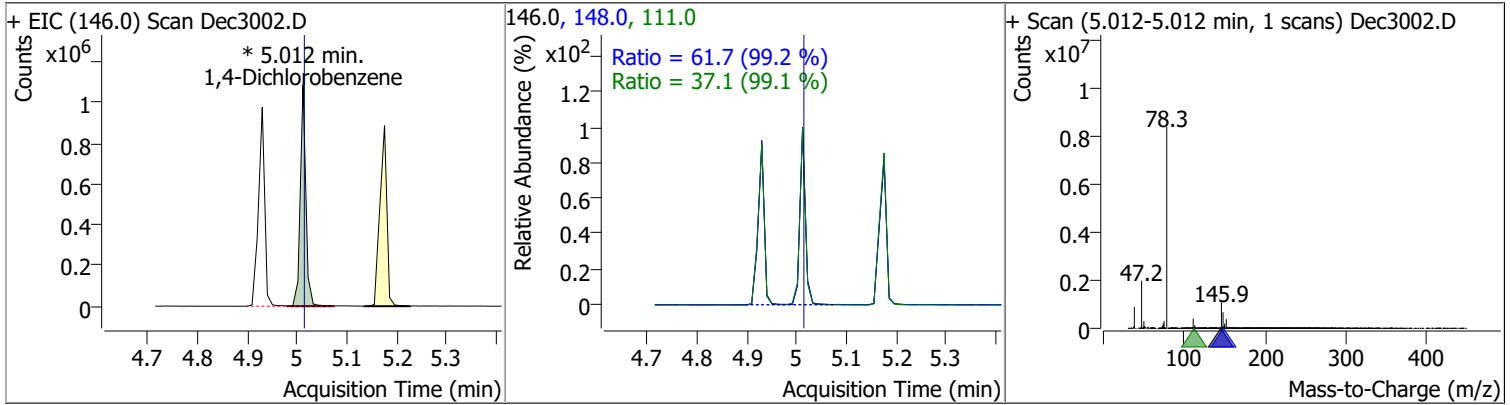


Quantitation Results Report (QT Reviewed)

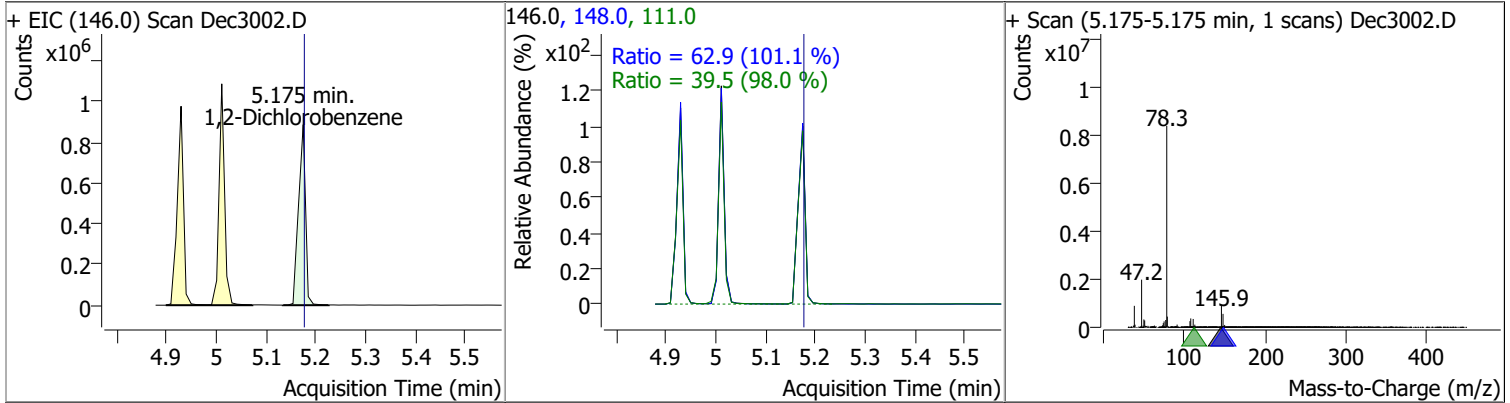
| Compound | Conc. | RT | Dev(Min) | Resp. | QIon | QRatio | Lower | Upper |
|---------------------|---------|------|----------|------------|-------|--------|-------|-------|
| 1,3-Dichlorobenzene | 70.7055 | 4.93 | -0.01 | 848770 (m) | 148.0 | 63.1 | 44.2 | 82.2 |
| | | | | | 111.0 | 38.2 | 27.6 | 51.2 |



| Compound | Conc. | RT | Dev(Min) | Resp. | QIon | QRatio | Lower | Upper |
|---------------------|---------|------|----------|------------|-------|--------|-------|-------|
| 1,4-Dichlorobenzene | 71.2642 | 5.01 | -0.01 | 843678 (m) | 148.0 | 61.7 | 43.6 | 80.9 |
| | | | | | 111.0 | 37.1 | 26.2 | 48.6 |

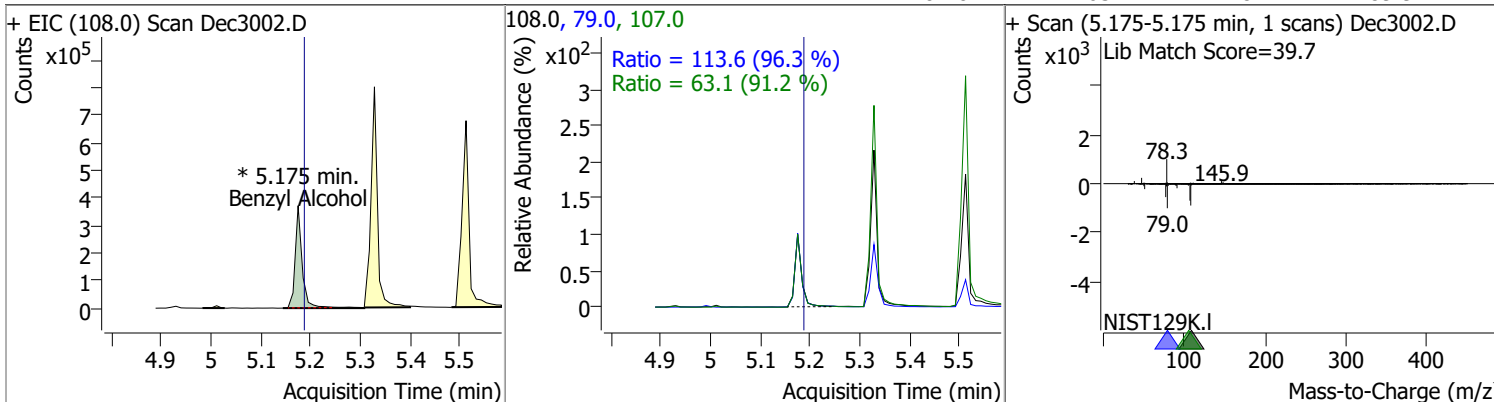


| Compound | Conc. | RT | Dev(Min) | Resp. | QIon | QRatio | Lower | Upper |
|---------------------|---------|------|----------|--------|-------|--------|-------|-------|
| 1,2-Dichlorobenzene | 69.4692 | 5.17 | -0.01 | 861411 | 148.0 | 62.9 | 43.6 | 80.9 |
| | | | | | 111.0 | 39.5 | 28.2 | 52.4 |

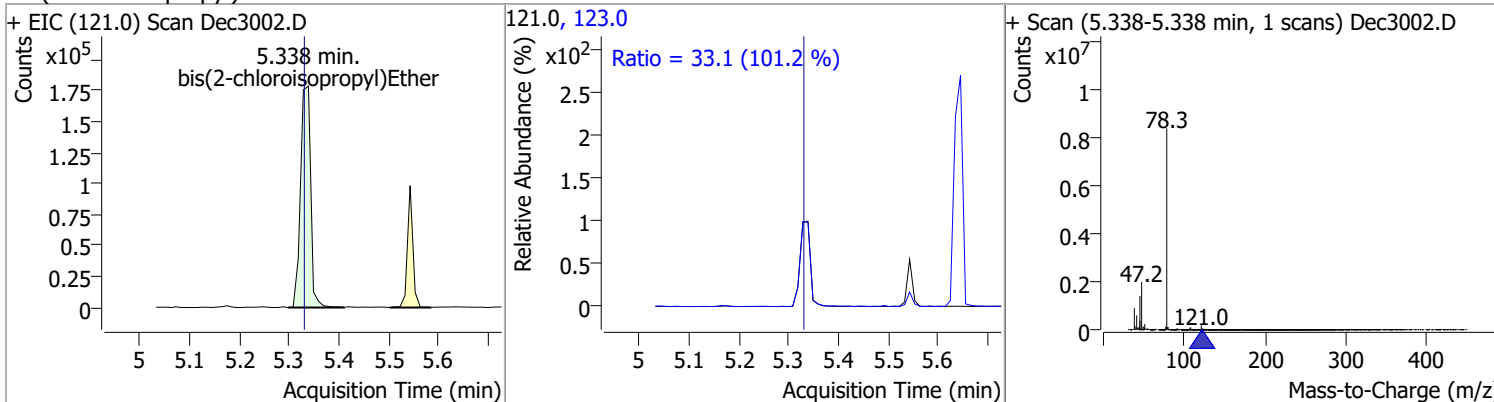


Quantitation Results Report (QT Reviewed)

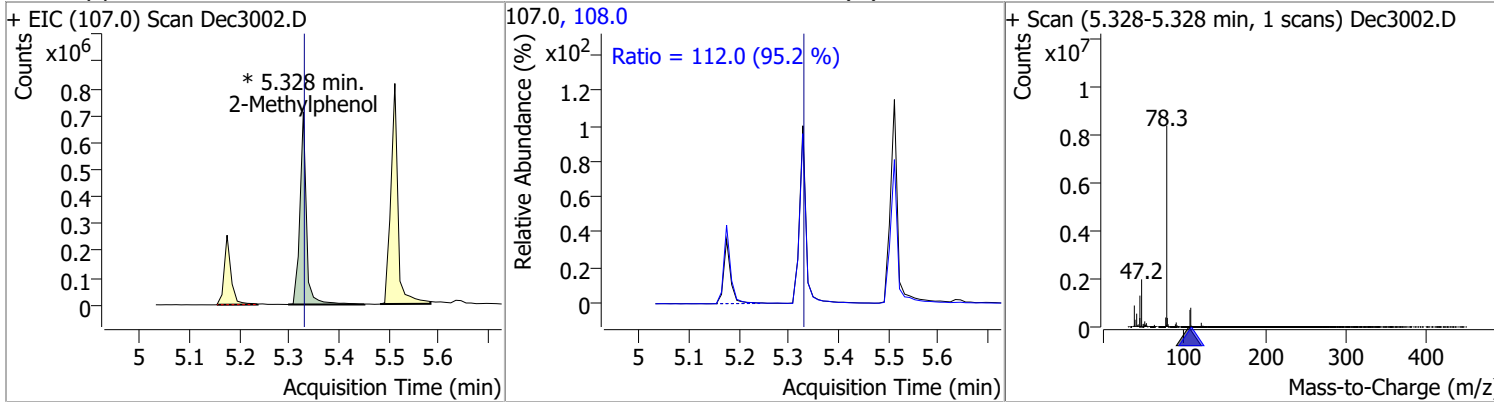
| Compound | Conc. | RT | Dev(Min) | Resp. | QIon | QRatio | Lower | Upper |
|----------------|---------|------|----------|------------|-------|--------|-------|-------|
| Benzyl Alcohol | 62.1365 | 5.17 | -0.02 | 370144 (m) | 79.0 | 113.6 | 82.5 | 153.3 |
| | | | | | 107.0 | 63.1 | 48.4 | 89.9 |



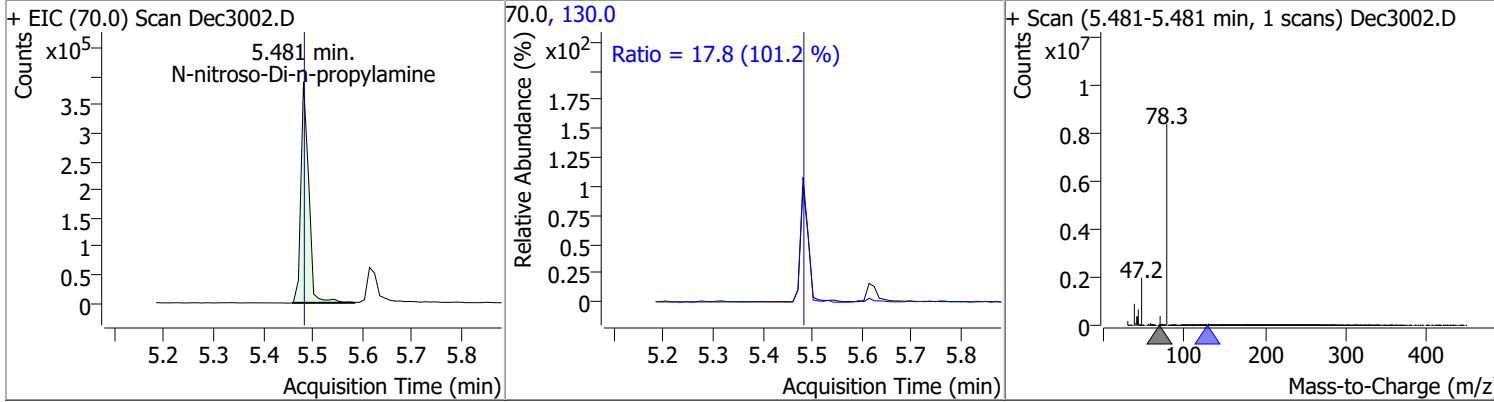
| Compound | Conc. | RT | Dev(Min) | Resp. | QIon | QRatio | Lower | Upper |
|-----------------------------|---------|------|----------|--------|-------|--------|-------|-------|
| bis(2-chloroisopropyl)Ether | 67.5919 | 5.34 | 0.00 | 254593 | 123.0 | 33.1 | 22.9 | 42.5 |



| Compound | Conc. | RT | Dev(Min) | Resp. | QIon | QRatio | Lower | Upper |
|----------------|---------|------|----------|------------|-------|--------|-------|-------|
| 2-Methylphenol | 70.8443 | 5.33 | -0.01 | 648353 (m) | 108.0 | 112.0 | 82.3 | 152.8 |

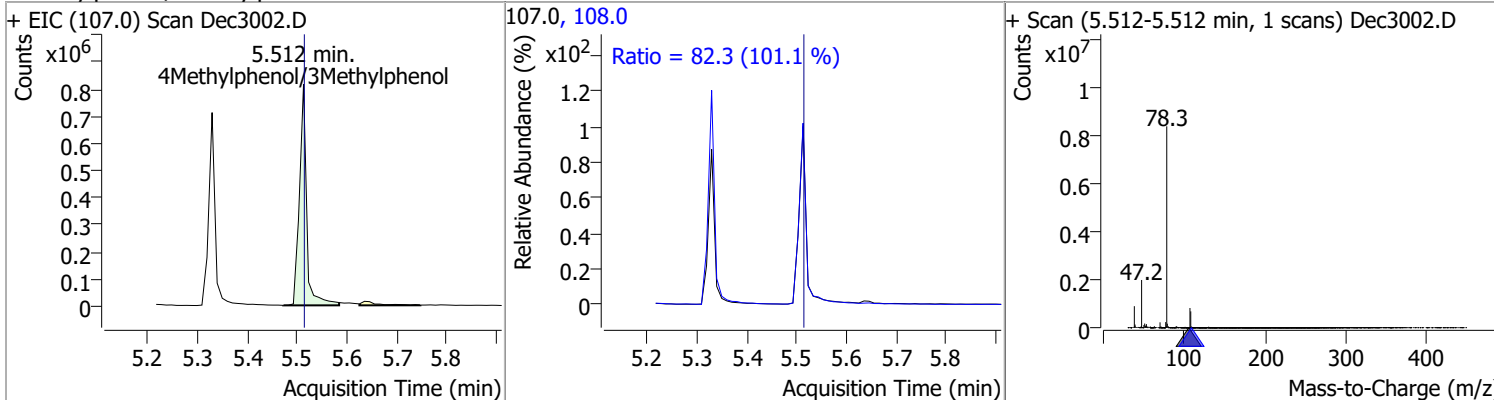


| Compound | Conc. | RT | Dev(Min) | Resp. | QIon | QRatio | Lower | Upper |
|----------------------------|---------|------|----------|--------|-------|--------|-------|-------|
| N-nitroso-Di-n-propylamine | 60.7418 | 5.48 | -0.01 | 426064 | 130.0 | 17.8 | 0.0 | 35.2 |

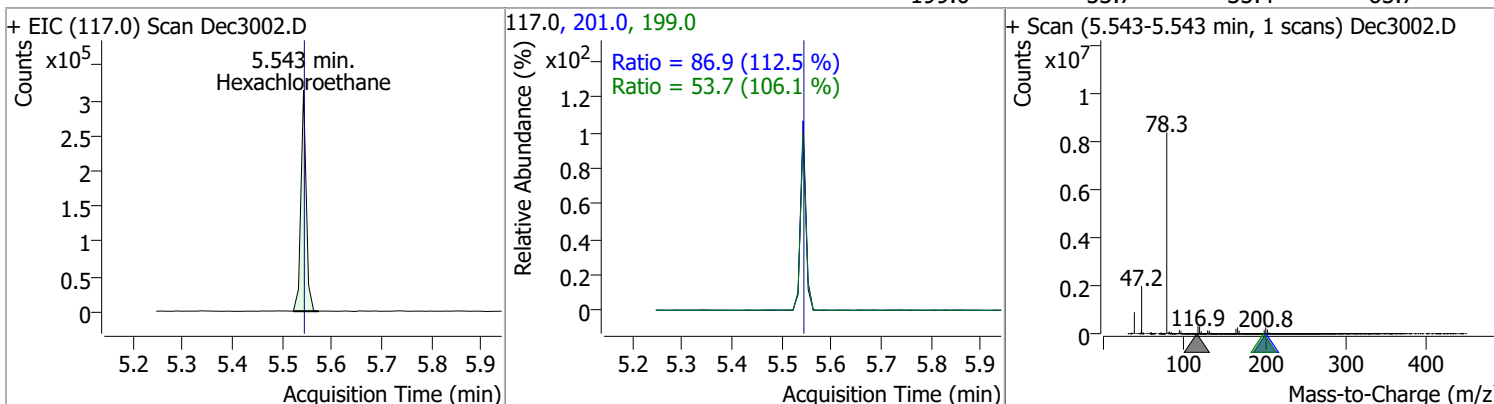


Quantitation Results Report (QT Reviewed)

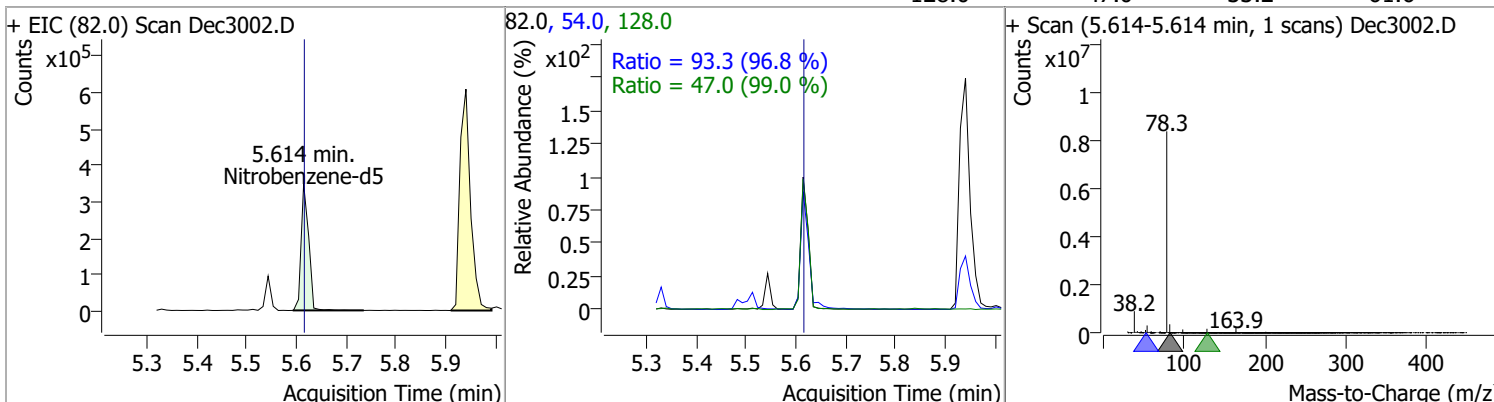
| Compound | Conc. | RT | Dev(Min) | Resp. | QIon | QRatio | Lower | Upper |
|-----------------------------|---------|------|----------|--------|-------|--------|-------|-------|
| 4Methylphenol/3Methylphenol | 67.5658 | 5.51 | -0.01 | 822423 | 108.0 | 82.3 | 57.0 | 105.8 |



| Compound | Conc. | RT | Dev(Min) | Resp. | QIon | QRatio | Lower | Upper |
|------------------|---------|------|----------|--------|-------|--------|-------|-------|
| Hexachloroethane | 69.5465 | 5.54 | -0.01 | 225057 | 201.0 | 86.9 | 54.1 | 100.4 |
| | | | | | 199.0 | 53.7 | 35.4 | 65.7 |

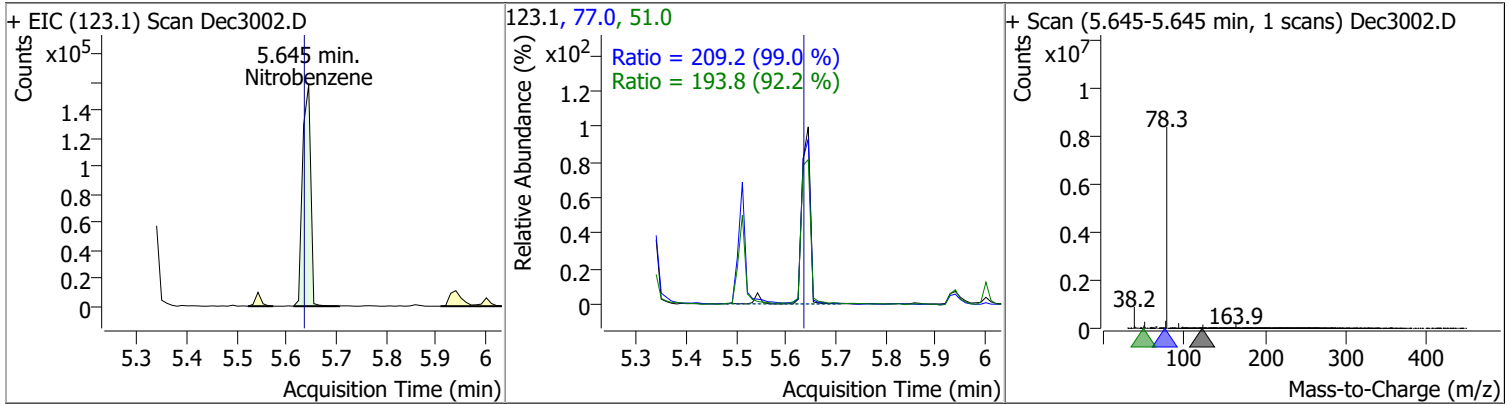


| Compound | Conc. | RT | Dev(Min) | Resp. | QIon | QRatio | Lower | Upper |
|-----------------|---------|------|----------|--------|-------|--------|-------|-------|
| Nitrobenzene-d5 | 65.5108 | 5.61 | -0.01 | 366567 | 54.0 | 93.3 | 67.5 | 125.4 |
| | | | | | 128.0 | 47.0 | 33.2 | 61.6 |

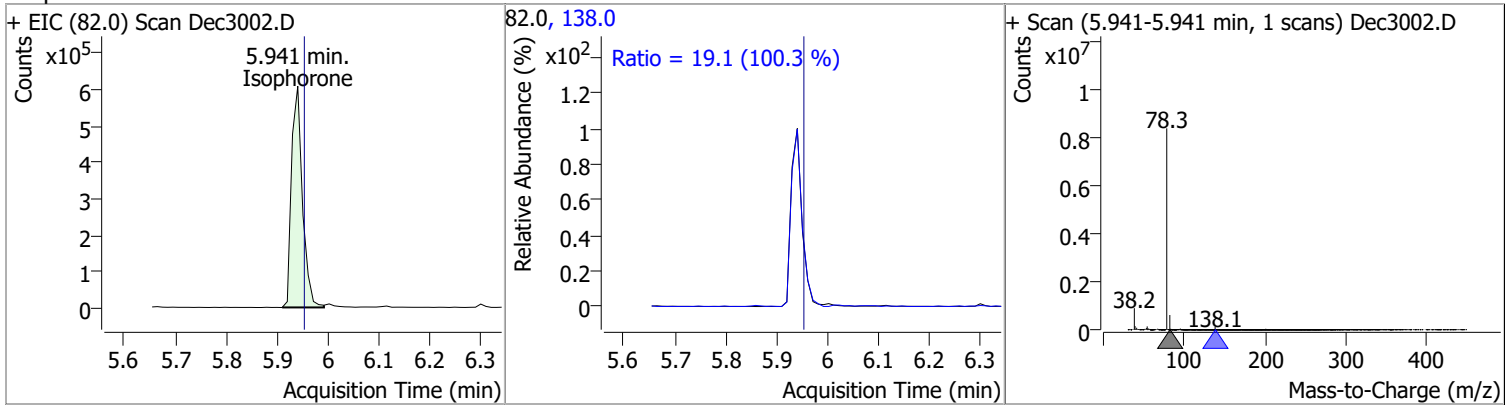


Quantitation Results Report (QT Reviewed)

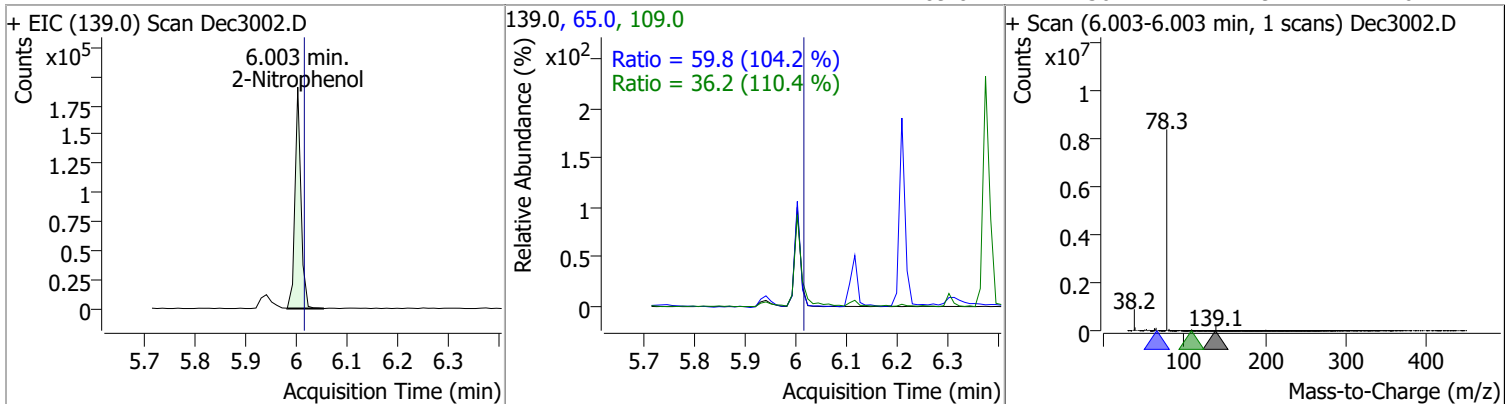
| Compound | Conc. | RT | Dev(Min) | Resp. | QIon | QRatio | Lower | Upper |
|--------------|---------|------|----------|--------|------|--------|-------|-------|
| Nitrobenzene | 62.3630 | 5.64 | 0.00 | 181111 | 77.0 | 209.2 | 148.0 | 274.8 |
| | | | | | 51.0 | 193.8 | 147.2 | 273.4 |



| Compound | Conc. | RT | Dev(Min) | Resp. | QIon | QRatio | Lower | Upper |
|------------|---------|------|----------|--------|-------|--------|-------|-------|
| Isophorone | 72.0481 | 5.94 | -0.01 | 901032 | 138.0 | 19.1 | 13.3 | 24.8 |

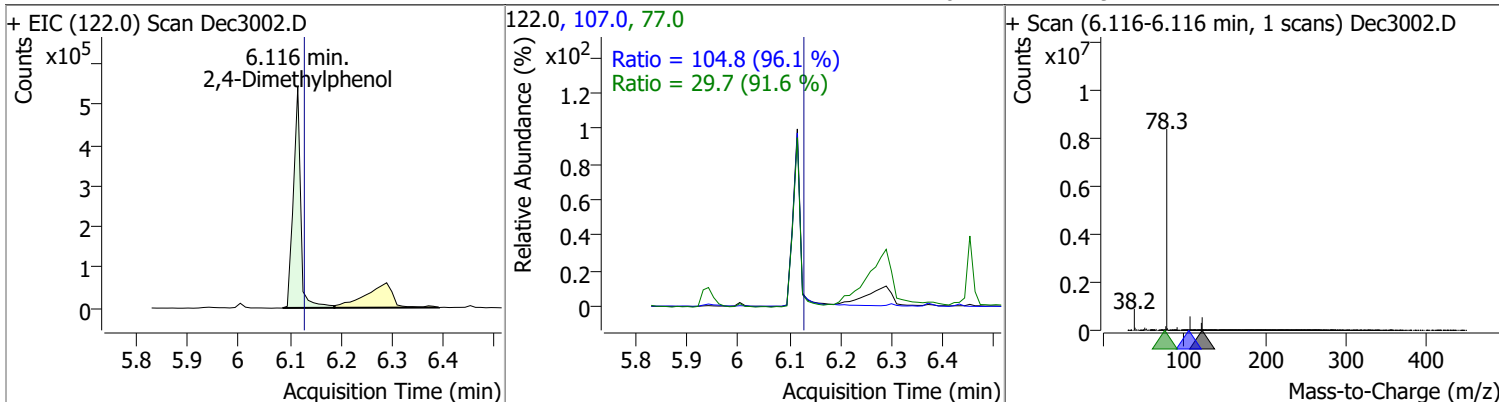


| Compound | Conc. | RT | Dev(Min) | Resp. | QIon | QRatio | Lower | Upper |
|---------------|---------|------|----------|--------|-------|--------|-------|-------|
| 2-Nitrophenol | 73.5794 | 6.00 | -0.01 | 155401 | 65.0 | 59.8 | 40.2 | 74.6 |
| | | | | | 109.0 | 36.2 | 22.9 | 42.6 |

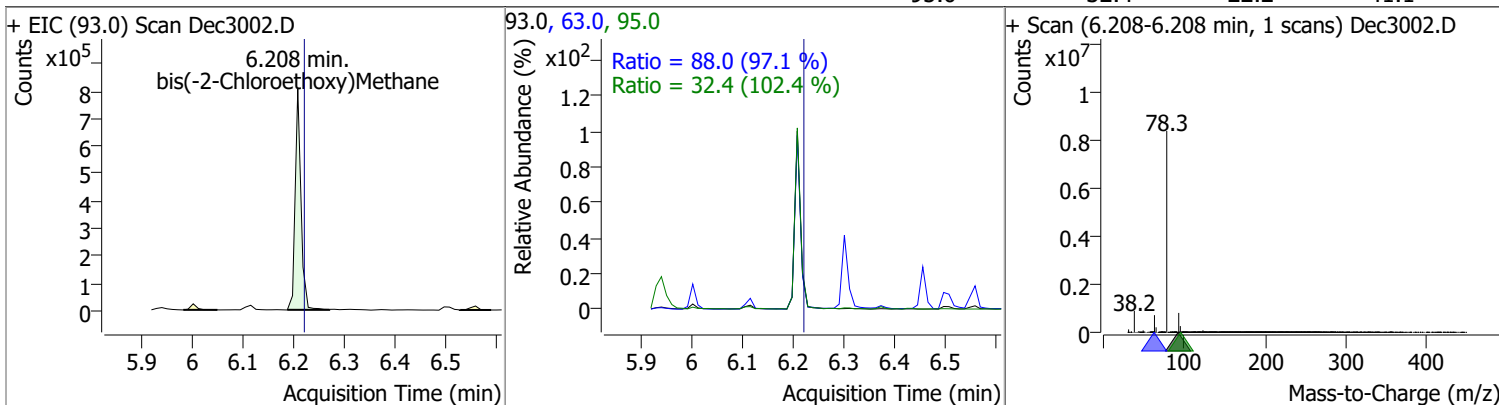


Quantitation Results Report (QT Reviewed)

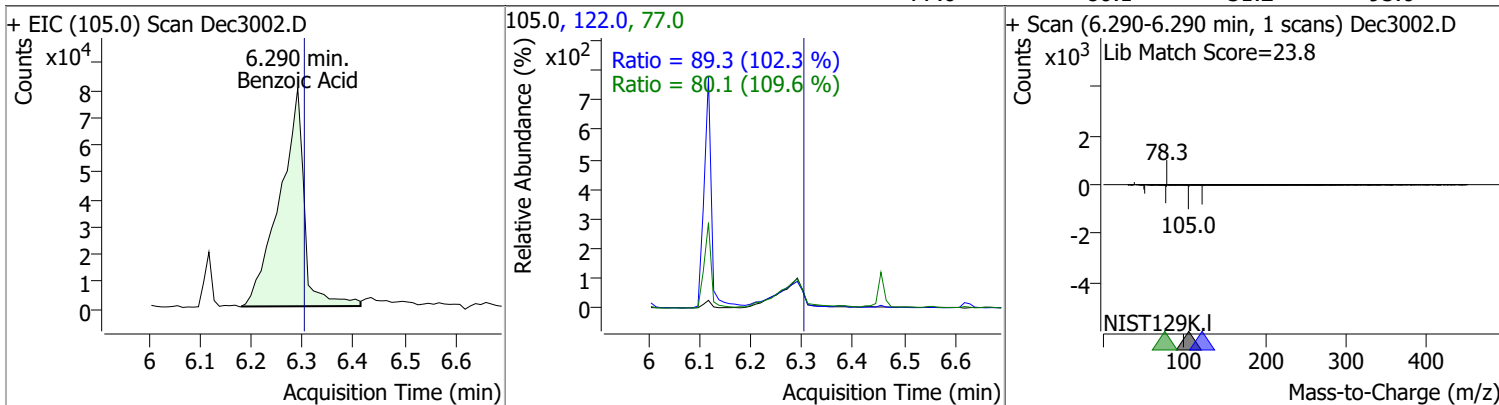
| Compound | Conc. | RT | Dev(Min) | Resp. | QIon | QRatio | Lower | Upper |
|--------------------|---------|------|----------|--------|-------|--------|-------|-------|
| 2,4-Dimethylphenol | 74.8058 | 6.12 | -0.01 | 539360 | 107.0 | 104.8 | 76.4 | 141.8 |
| | | | | | 77.0 | 29.7 | 22.7 | 42.1 |



| Compound | Conc. | RT | Dev(Min) | Resp. | QIon | QRatio | Lower | Upper |
|-----------------------------|---------|------|----------|--------|------|--------|-------|-------|
| bis(-2-Chloroethoxy)Methane | 65.7007 | 6.21 | -0.01 | 622342 | 63.0 | 88.0 | 63.5 | 117.9 |
| | | | | | 95.0 | 32.4 | 22.2 | 41.1 |

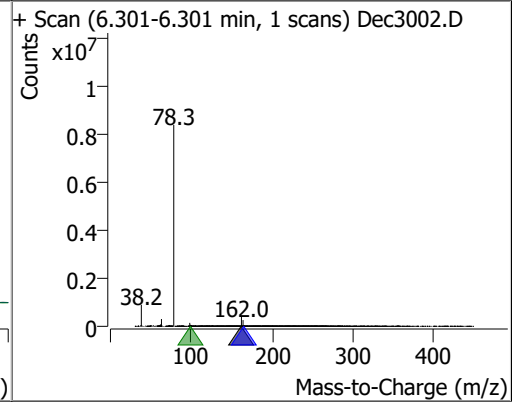
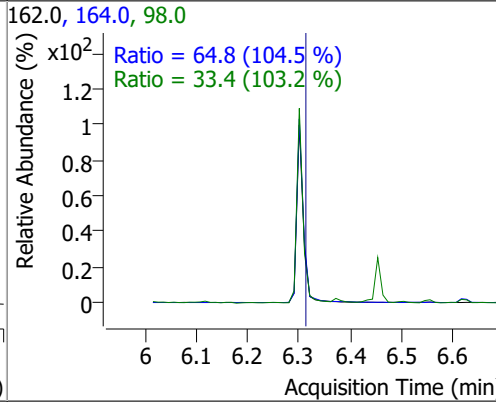
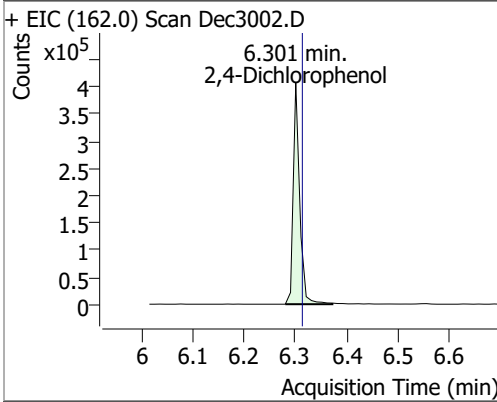


| Compound | Conc. | RT | Dev(Min) | Resp. | QIon | QRatio | Lower | Upper |
|--------------|---------|------|----------|--------|-------|--------|-------|-------|
| Benzoic Acid | 70.0349 | 6.29 | -0.01 | 269042 | 122.0 | 89.3 | 61.1 | 113.6 |
| | | | | | 77.0 | 80.1 | 51.2 | 95.0 |

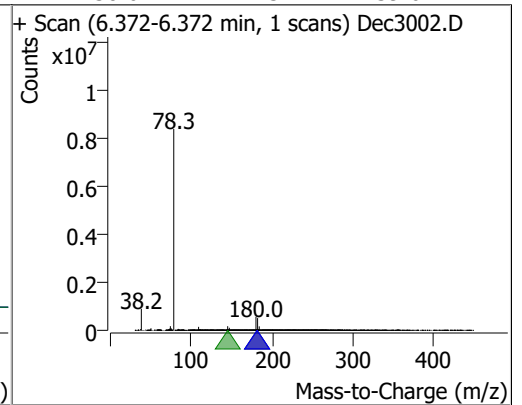
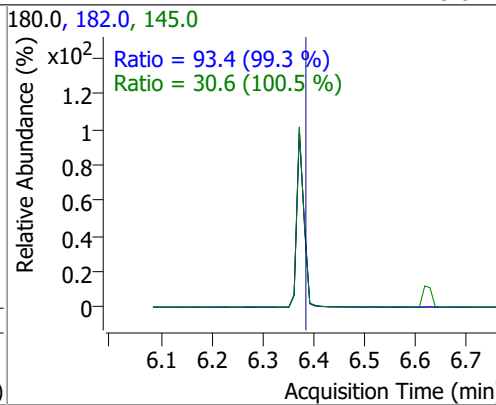
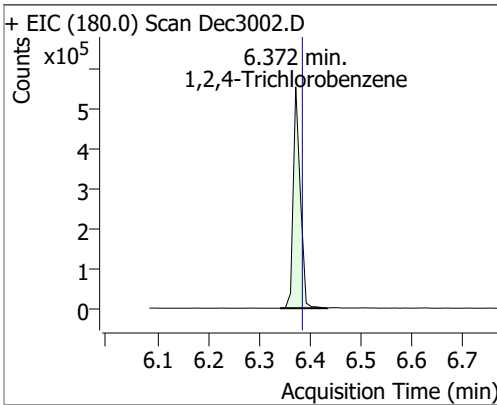


Quantitation Results Report (QT Reviewed)

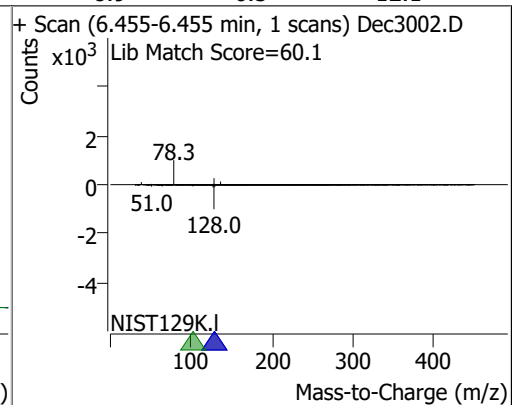
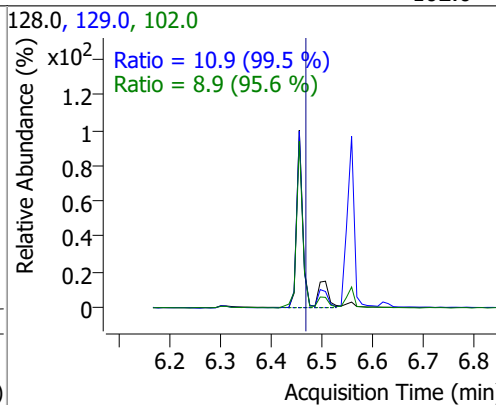
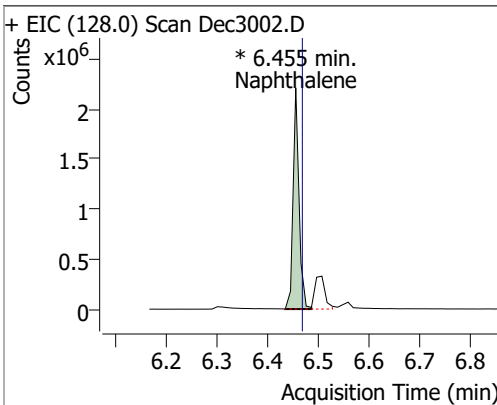
| Compound | Conc. | RT | Dev(Min) | Resp. | QIon | QRatio | Lower | Upper |
|--------------------|---------|------|----------|--------|-------|--------|-------|-------|
| 2,4-Dichlorophenol | 62.4384 | 6.30 | -0.01 | 359679 | 164.0 | 64.8 | 43.4 | 80.5 |
| | | | | | 98.0 | 33.4 | 22.7 | 42.1 |



| Compound | Conc. | RT | Dev(Min) | Resp. | QIon | QRatio | Lower | Upper |
|------------------------|---------|------|----------|--------|-------|--------|-------|-------|
| 1,2,4-Trichlorobenzene | 71.4810 | 6.37 | -0.01 | 536671 | 182.0 | 93.4 | 65.8 | 122.3 |
| | | | | | 145.0 | 30.6 | 21.3 | 39.6 |

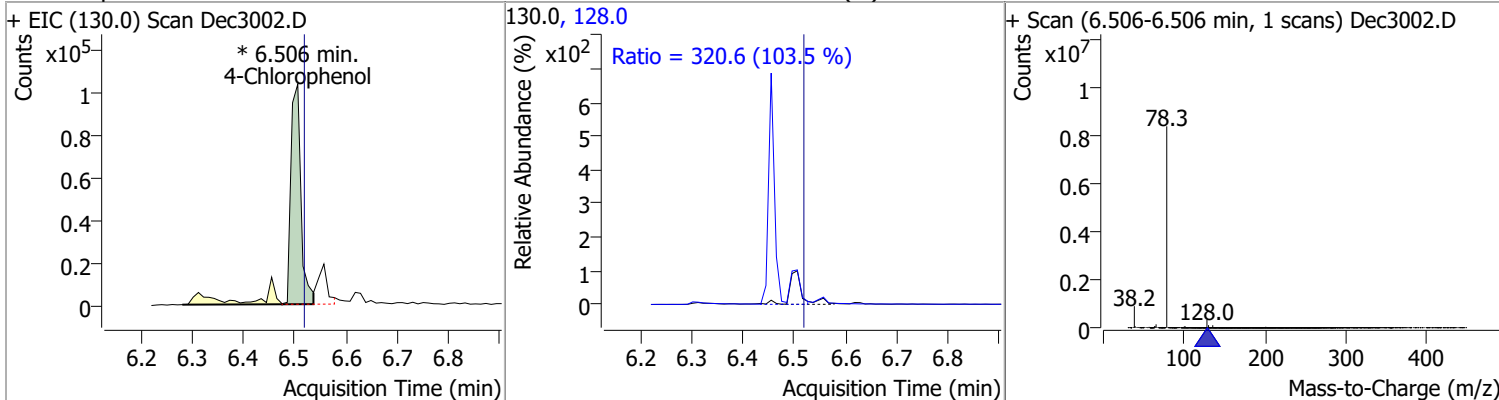


| Compound | Conc. | RT | Dev(Min) | Resp. | QIon | QRatio | Lower | Upper |
|-------------|---------|------|----------|-------------|-------|--------|-------|-------|
| Naphthalene | 72.0258 | 6.45 | -0.01 | 1779421 (m) | 129.0 | 10.9 | 7.7 | 14.2 |
| | | | | | 102.0 | 8.9 | 6.5 | 12.1 |

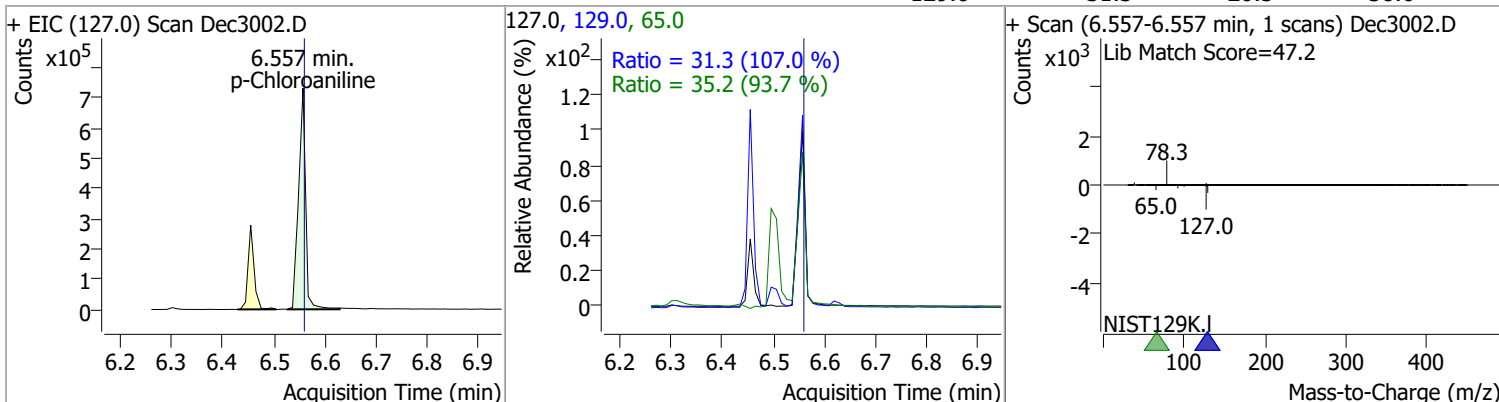


Quantitation Results Report (QT Reviewed)

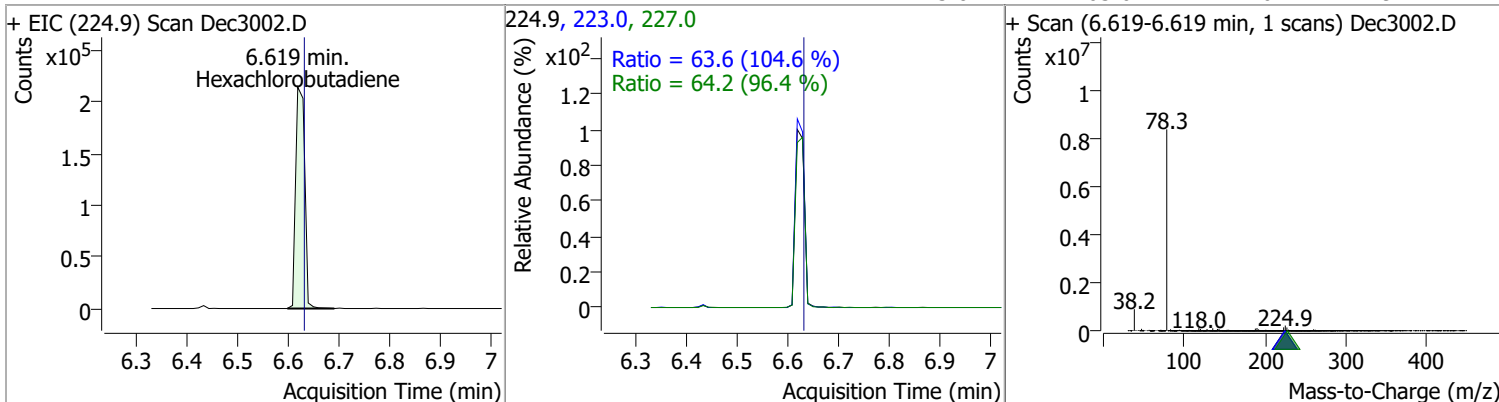
| Compound | Conc. | RT | Dev(Min) | Resp. | QIon | QRatio | Lower | Upper |
|----------------|---------|------|----------|------------|-------|--------|-------|-------|
| 4-Chlorophenol | 68.5590 | 6.51 | -0.01 | 141412 (m) | 128.0 | 320.6 | 216.8 | 402.6 |



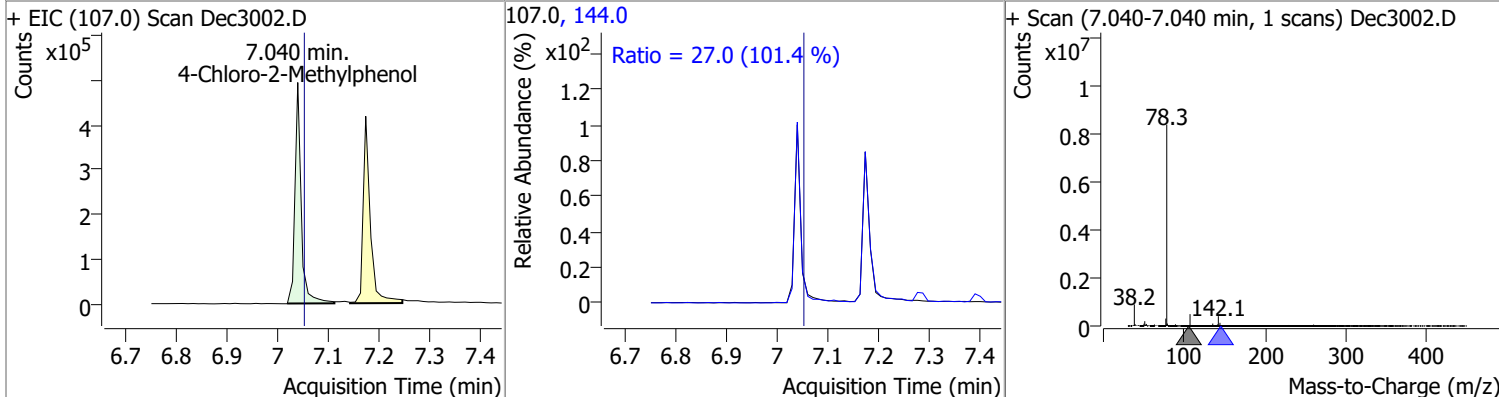
| Compound | Conc. | RT | Dev(Min) | Resp. | QIon | QRatio | Lower | Upper |
|-----------------|---------|------|----------|--------|-------|--------|-------|-------|
| p-Chloroaniline | 77.5402 | 6.56 | 0.00 | 705112 | 65.0 | 35.2 | 26.3 | 48.8 |
| | | | | | 129.0 | 31.3 | 20.5 | 38.0 |



| Compound | Conc. | RT | Dev(Min) | Resp. | QIon | QRatio | Lower | Upper |
|---------------------|---------|------|----------|--------|-------|--------|-------|-------|
| Hexachlorobutadiene | 68.6437 | 6.62 | -0.01 | 264355 | 227.0 | 64.2 | 46.6 | 86.6 |
| | | | | | 223.0 | 63.6 | 42.6 | 79.1 |

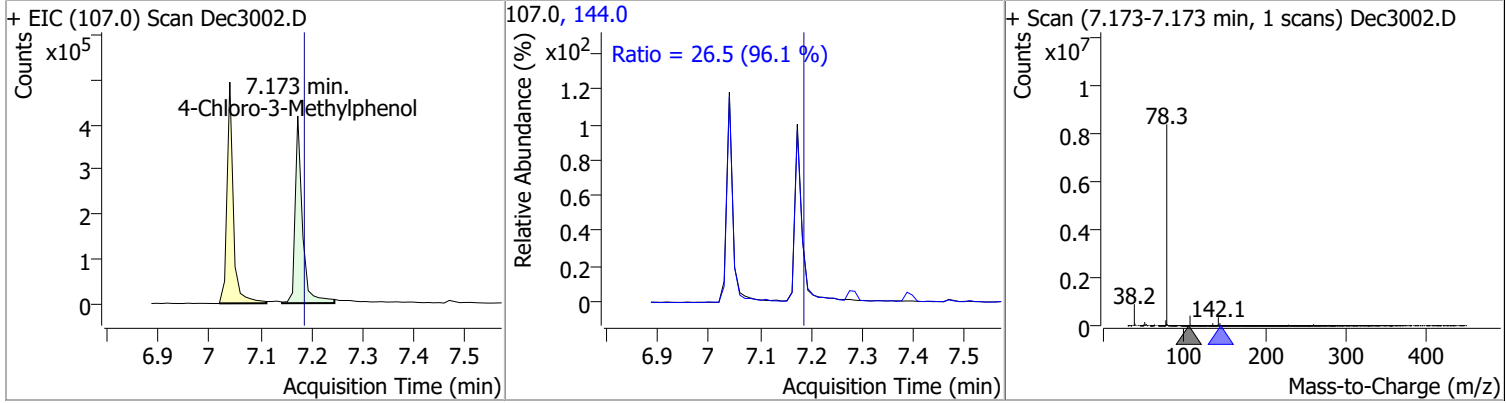


| Compound | Conc. | RT | Dev(Min) | Resp. | QIon | QRatio | Lower | Upper |
|-------------------------|---------|------|----------|--------|-------|--------|-------|-------|
| 4-Chloro-2-Methylphenol | 70.2622 | 7.04 | -0.01 | 405091 | 144.0 | 27.0 | 18.6 | 34.6 |

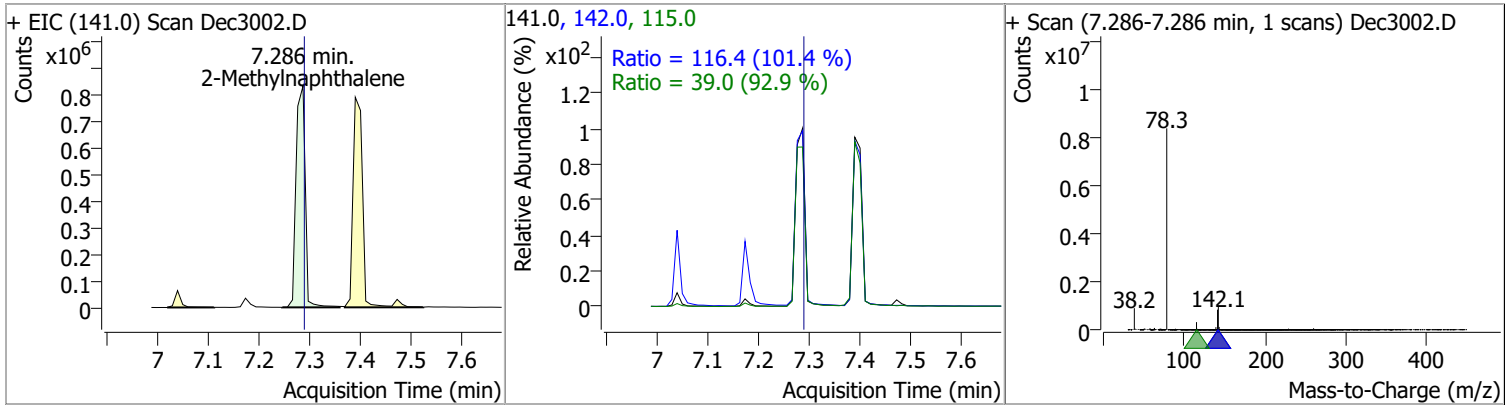


Quantitation Results Report (QT Reviewed)

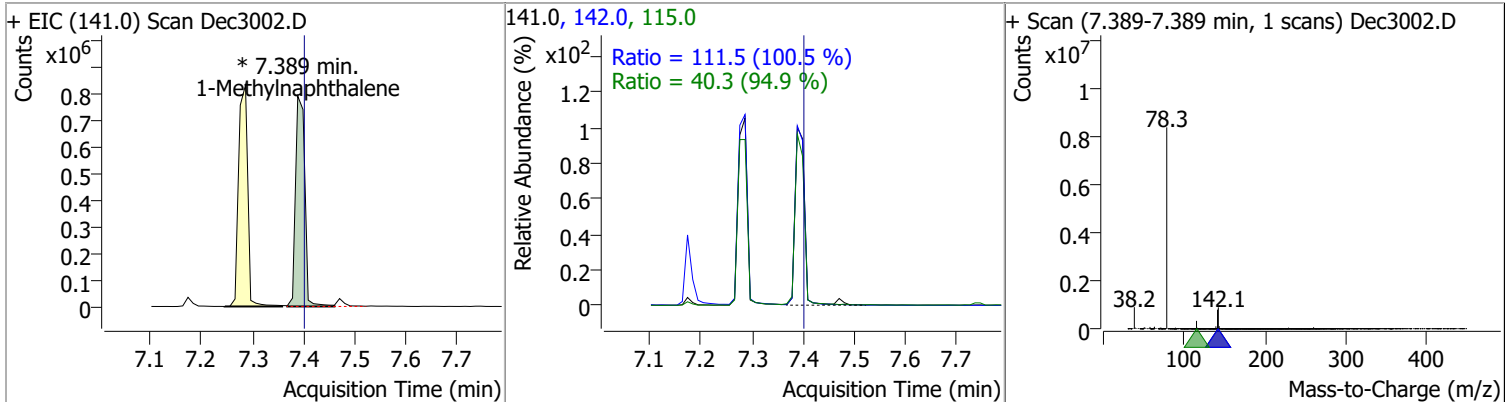
| Compound | Conc. | RT | Dev(Min) | Resp. | QIon | QRatio | Lower | Upper |
|-------------------------|---------|------|----------|--------|-------|--------|-------|-------|
| 4-Chloro-3-Methylphenol | 72.2060 | 7.17 | -0.01 | 413701 | 144.0 | 26.5 | 19.3 | 35.9 |



| Compound | Conc. | RT | Dev(Min) | Resp. | QIon | QRatio | Lower | Upper |
|---------------------|---------|------|----------|---------|-------|--------|-------|-------|
| 2-Methylnaphthalene | 73.0450 | 7.29 | 0.00 | 1035508 | 142.0 | 116.4 | 80.4 | 149.3 |
| | | | | | 115.0 | 39.0 | 29.4 | 54.6 |

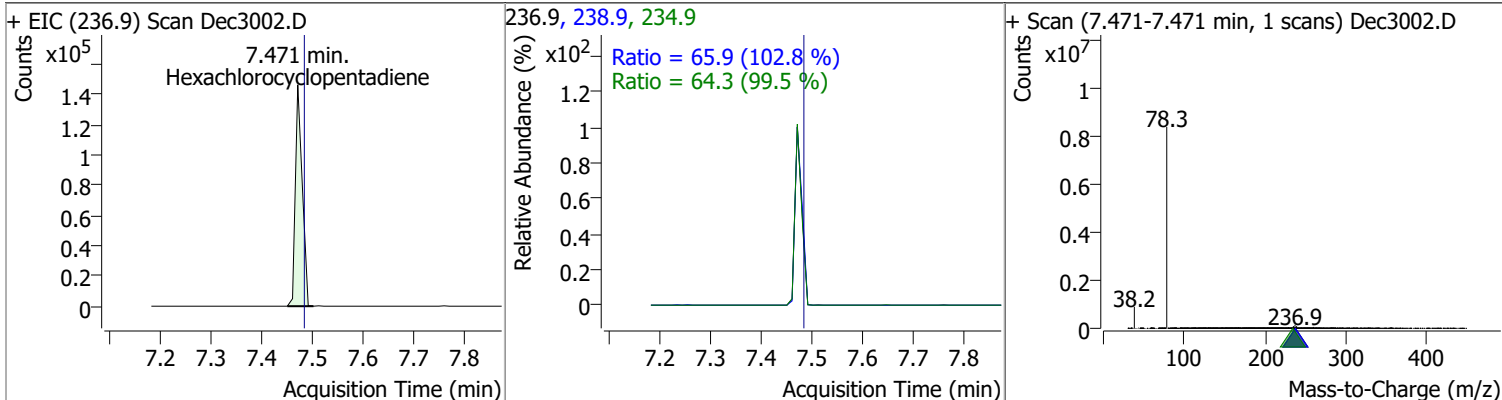


| Compound | Conc. | RT | Dev(Min) | Resp. | QIon | QRatio | Lower | Upper |
|---------------------|---------|------|----------|------------|-------|--------|-------|-------|
| 1-Methylnaphthalene | 70.7541 | 7.39 | -0.01 | 999461 (m) | 142.0 | 111.5 | 77.7 | 144.2 |
| | | | | | 115.0 | 40.3 | 29.7 | 55.2 |

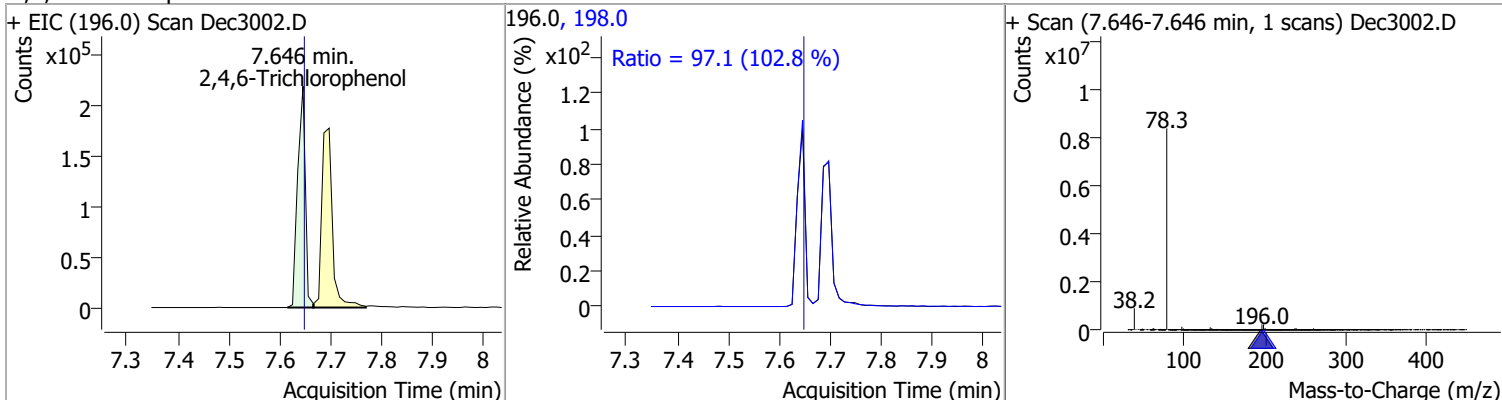


Quantitation Results Report (QT Reviewed)

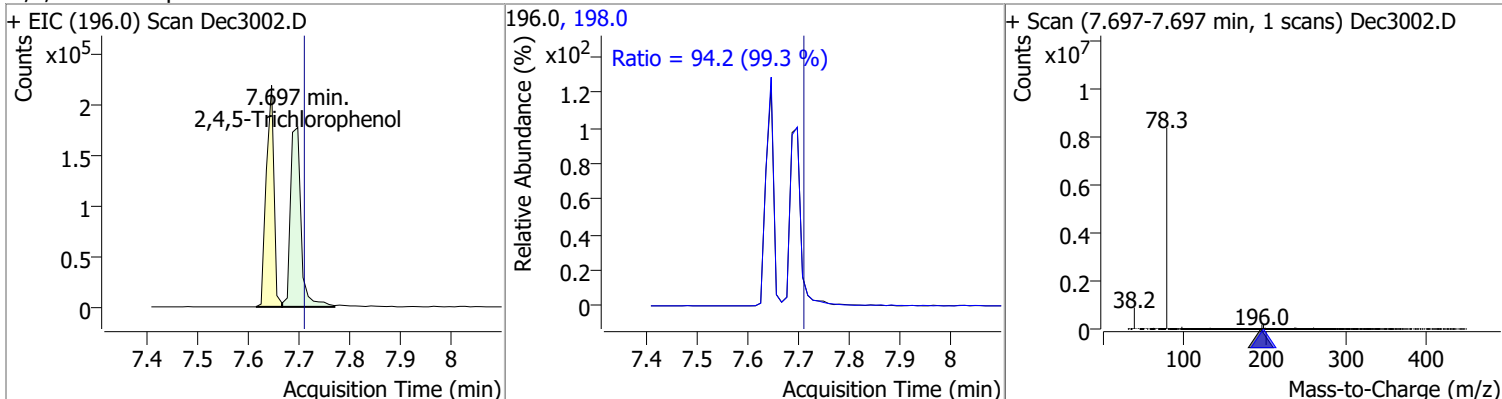
| Compound | Conc. | RT | Dev(Min) | Resp. | QIon | QRatio | Lower | Upper |
|---------------------------|---------|------|----------|--------|-------|--------|-------|-------|
| Hexachlorocyclopentadiene | 67.8659 | 7.47 | -0.01 | 136638 | 234.9 | 64.3 | 45.3 | 84.1 |
| | | | | | 238.9 | 65.9 | 44.9 | 83.3 |



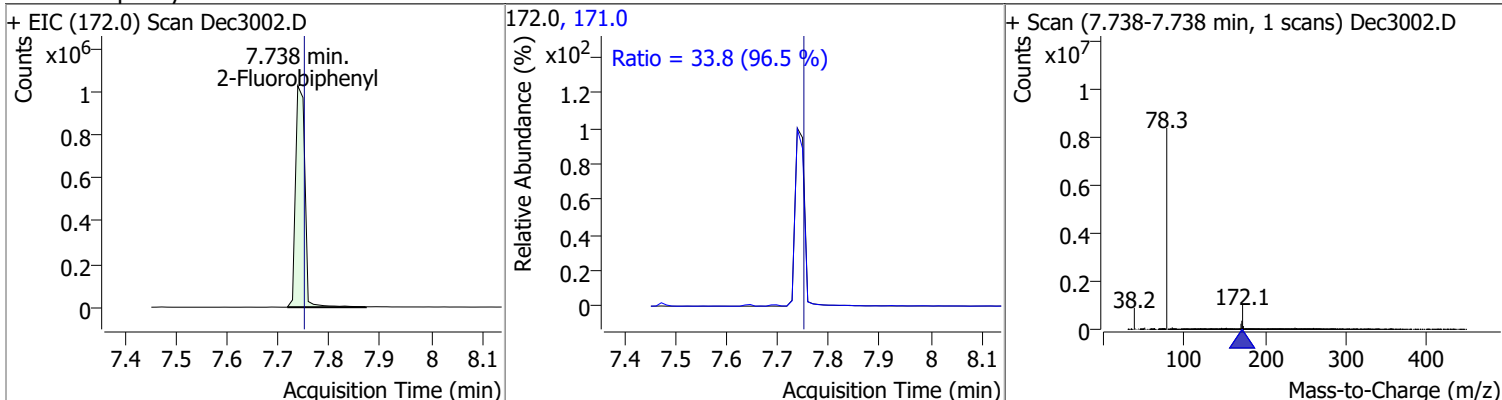
| Compound | Conc. | RT | Dev(Min) | Resp. | QIon | QRatio | Lower | Upper |
|-----------------------|---------|------|----------|--------|-------|--------|-------|-------|
| 2,4,6-Trichlorophenol | 64.8447 | 7.65 | 0.00 | 229219 | 198.0 | 97.1 | 66.1 | 122.7 |



| Compound | Conc. | RT | Dev(Min) | Resp. | QIon | QRatio | Lower | Upper |
|-----------------------|---------|------|----------|--------|-------|--------|-------|-------|
| 2,4,5-Trichlorophenol | 63.8566 | 7.70 | -0.01 | 259107 | 198.0 | 94.2 | 66.4 | 123.4 |

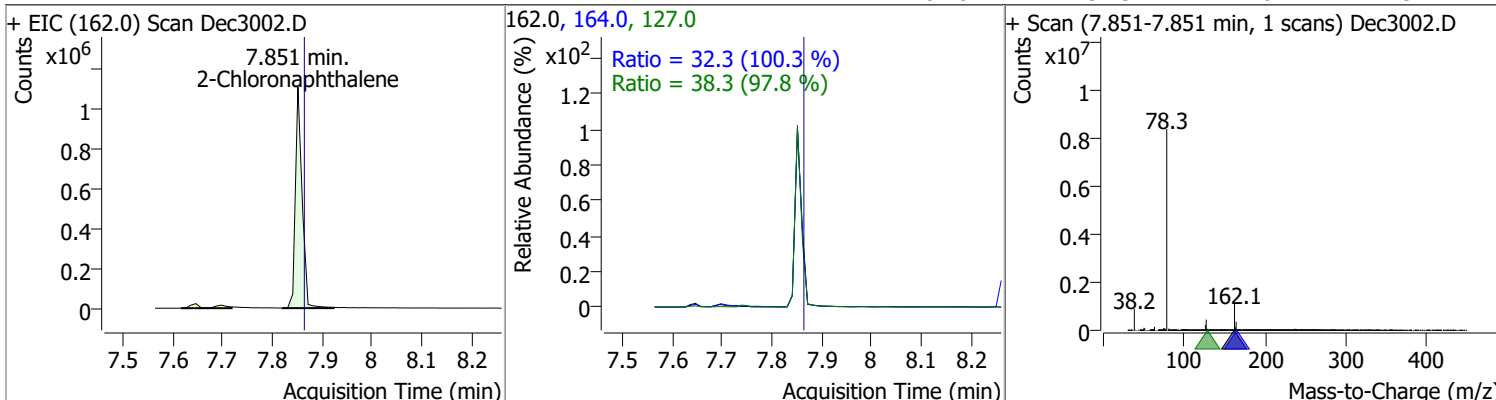


| Compound | Conc. | RT | Dev(Min) | Resp. | QIon | QRatio | Lower | Upper |
|------------------|---------|------|----------|---------|-------|--------|-------|-------|
| 2-Fluorobiphenyl | 67.1784 | 7.74 | -0.01 | 1309542 | 171.0 | 33.8 | 24.5 | 45.6 |

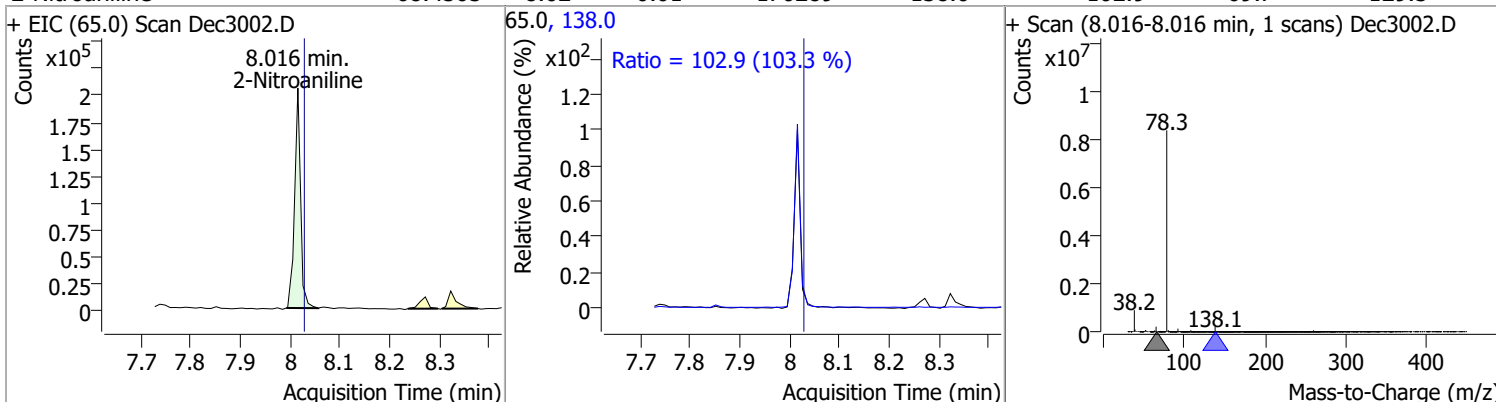


Quantitation Results Report (QT Reviewed)

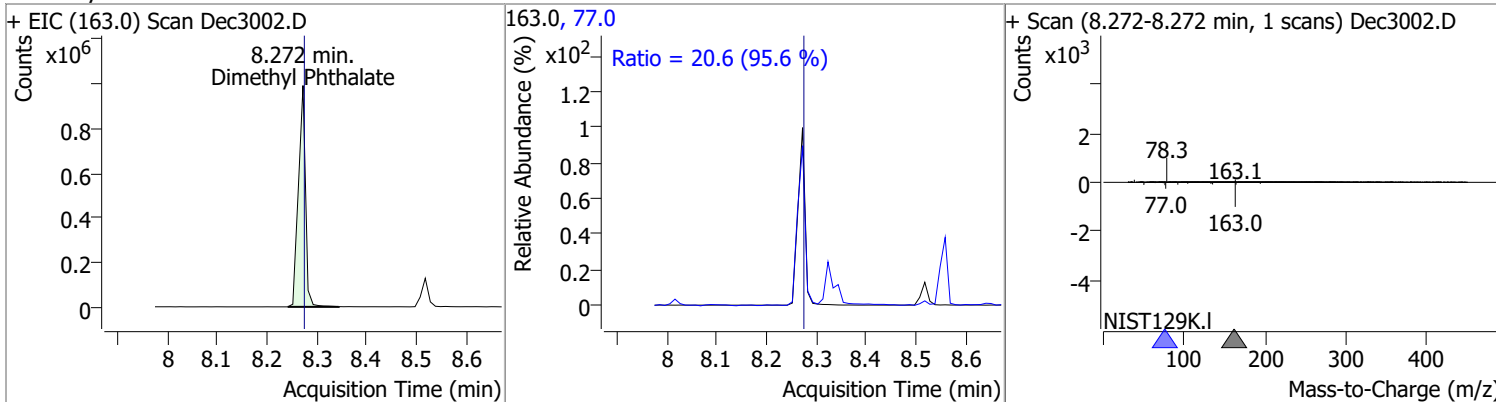
| Compound | Conc. | RT | Dev(Min) | Resp. | QIon | QRatio | Lower | Upper |
|---------------------|---------|------|----------|---------|-------|--------|-------|-------|
| 2-Chloronaphthalene | 66.6317 | 7.85 | -0.01 | 1046042 | 127.0 | 38.3 | 27.4 | 50.9 |
| | | | | | 164.0 | 32.3 | 22.6 | 41.9 |



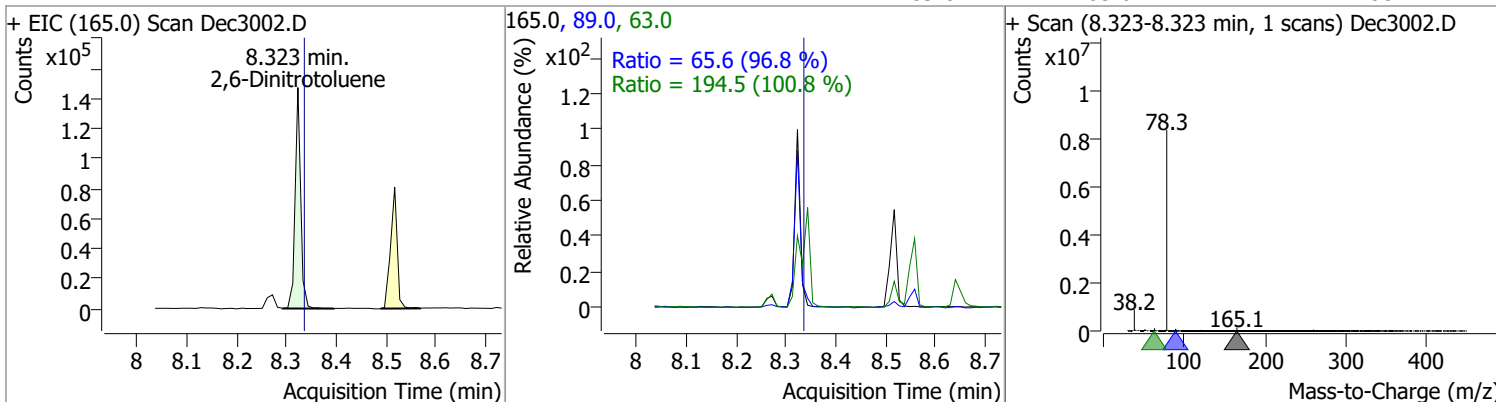
| Compound | Conc. | RT | Dev(Min) | Resp. | QIon | QRatio | Lower | Upper |
|----------------|---------|------|----------|--------|-------|--------|-------|-------|
| 2-Nitroaniline | 68.4505 | 8.02 | -0.01 | 170289 | 138.0 | 102.9 | 69.7 | 129.5 |



| Compound | Conc. | RT | Dev(Min) | Resp. | QIon | QRatio | Lower | Upper |
|--------------------|---------|------|----------|--------|------|--------|-------|-------|
| Dimethyl Phthalate | 69.1253 | 8.27 | 0.00 | 979448 | 77.0 | 20.6 | 15.1 | 28.0 |

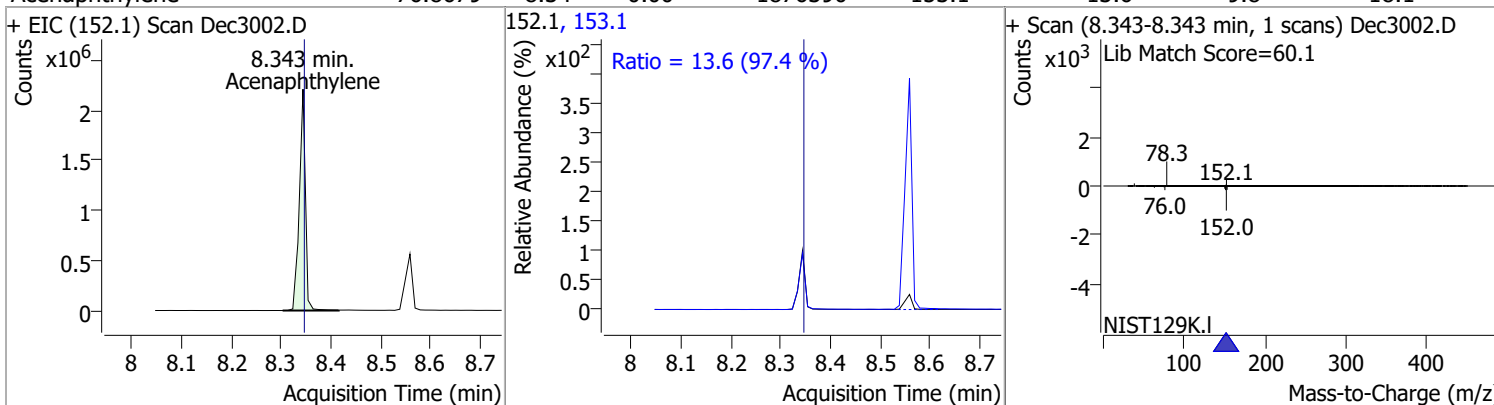


| Compound | Conc. | RT | Dev(Min) | Resp. | QIon | QRatio | Lower | Upper |
|--------------------|---------|------|----------|--------|------|--------|-------|-------|
| 2,6-Dinitrotoluene | 70.2380 | 8.32 | -0.01 | 114248 | 63.0 | 194.5 | 135.1 | 250.9 |
| | | | | | 89.0 | 65.6 | 47.4 | 88.1 |

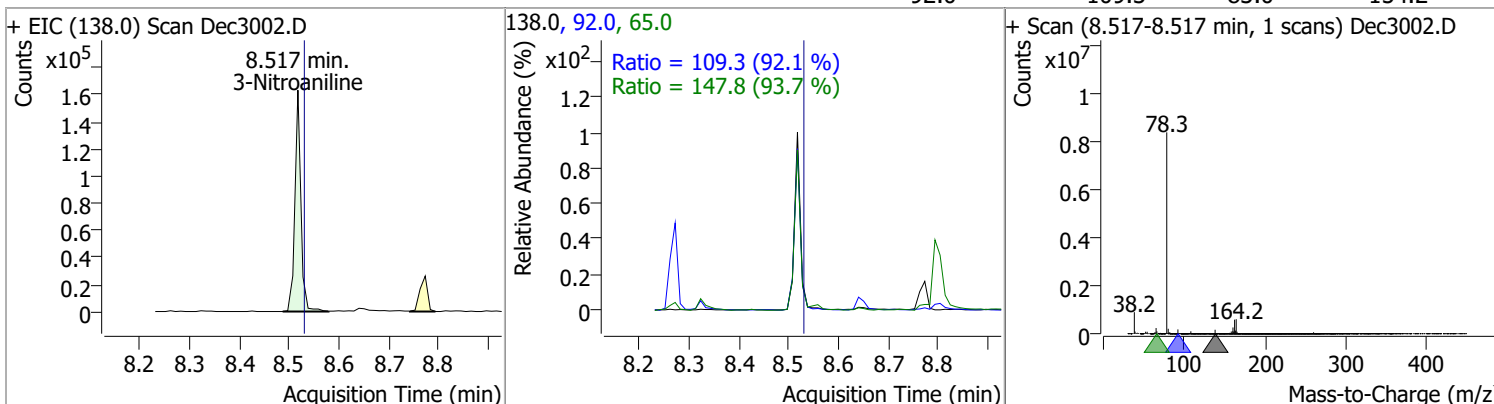


Quantitation Results Report (QT Reviewed)

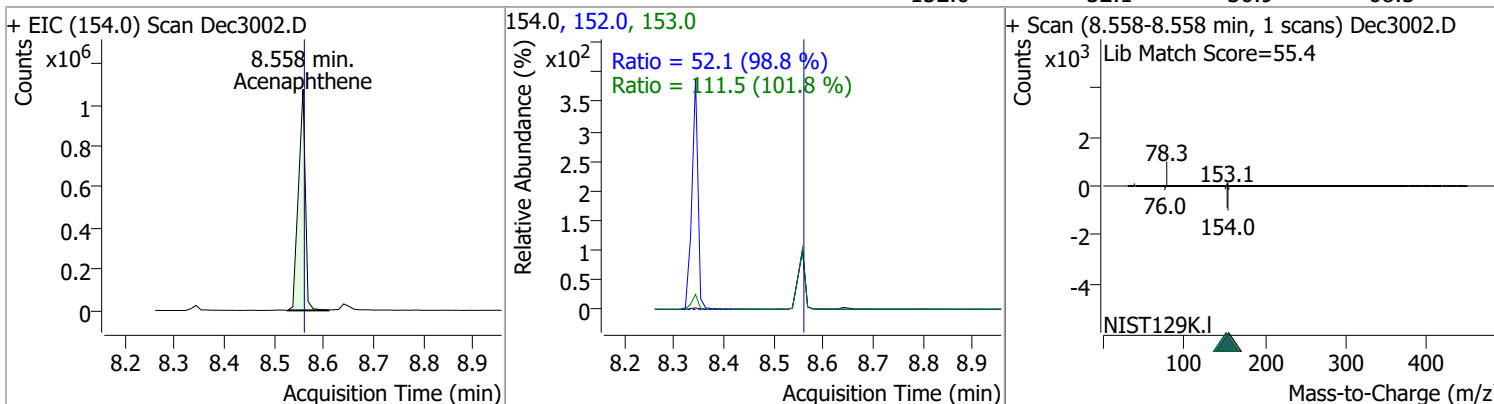
| Compound | Conc. | RT | Dev(Min) | Resp. | QIon | QRatio | Lower | Upper |
|----------------|---------|------|----------|---------|-------|--------|-------|-------|
| Acenaphthylene | 76.8679 | 8.34 | 0.00 | 1876390 | 153.1 | 13.6 | 9.8 | 18.1 |



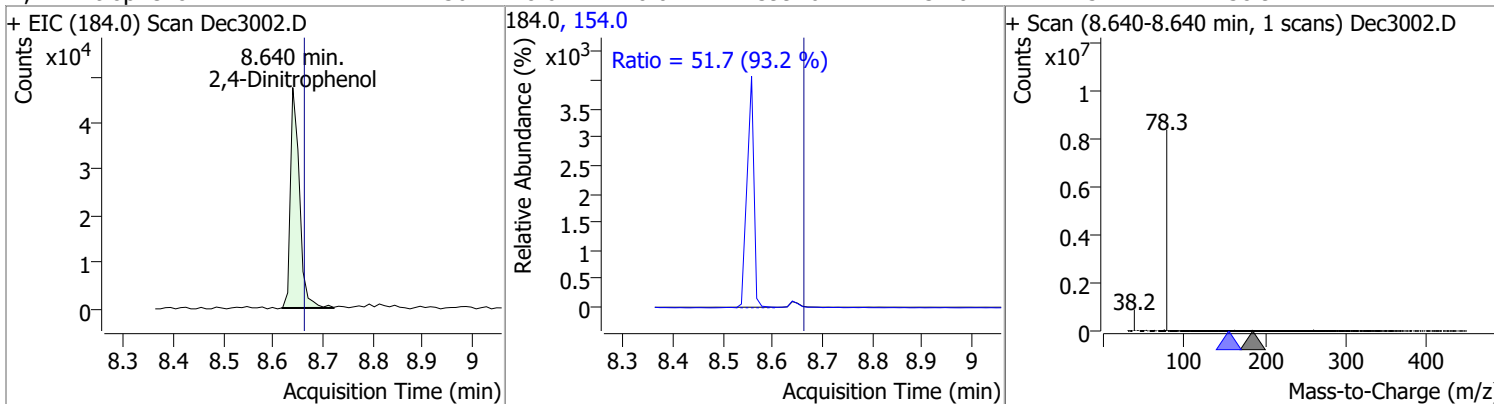
| Compound | Conc. | RT | Dev(Min) | Resp. | QIon | QRatio | Lower | Upper |
|----------------|---------|------|----------|--------|------|--------|-------|-------|
| 3-Nitroaniline | 72.0754 | 8.52 | -0.01 | 136600 | 65.0 | 147.8 | 110.4 | 205.1 |
| | | | | | 92.0 | 109.3 | 83.0 | 154.2 |



| Compound | Conc. | RT | Dev(Min) | Resp. | QIon | QRatio | Lower | Upper |
|--------------|---------|------|----------|---------|-------|--------|-------|-------|
| Acenaphthene | 73.8183 | 8.56 | 0.00 | 1036646 | 153.0 | 111.5 | 76.7 | 142.4 |
| | | | | | 152.0 | 52.1 | 36.9 | 68.5 |

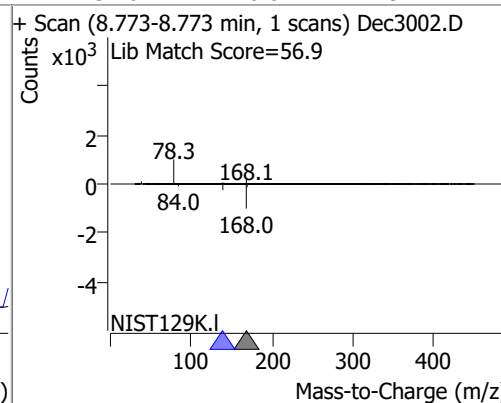
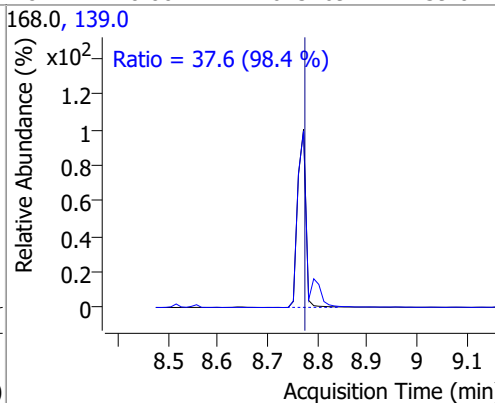
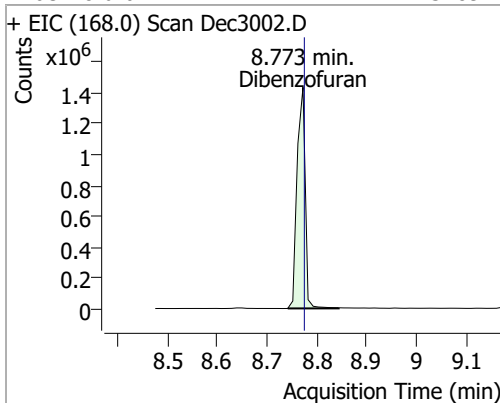


| Compound | Conc. | RT | Dev(Min) | Resp. | QIon | QRatio | Lower | Upper |
|-------------------|---------|------|----------|-------|-------|--------|-------|-------|
| 2,4-Dinitrophenol | 71.4361 | 8.64 | -0.02 | 59916 | 154.0 | 51.7 | 38.9 | 72.2 |

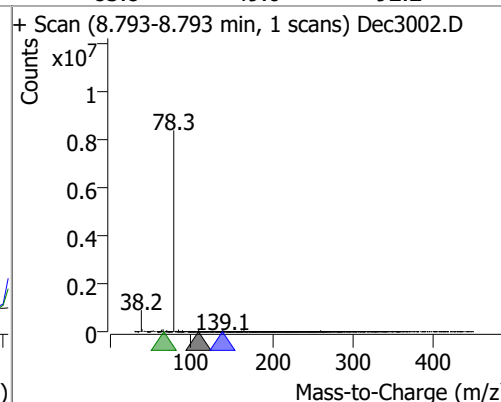
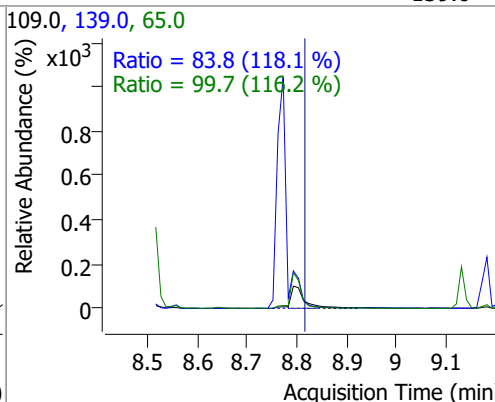
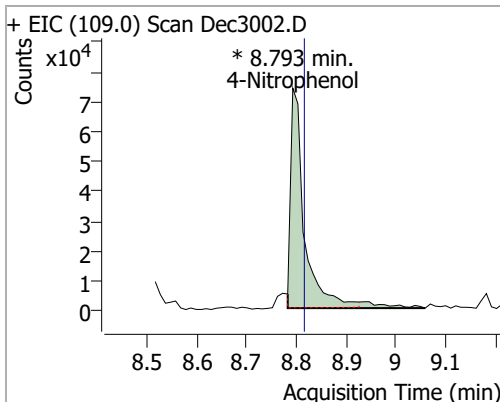


Quantitation Results Report (QT Reviewed)

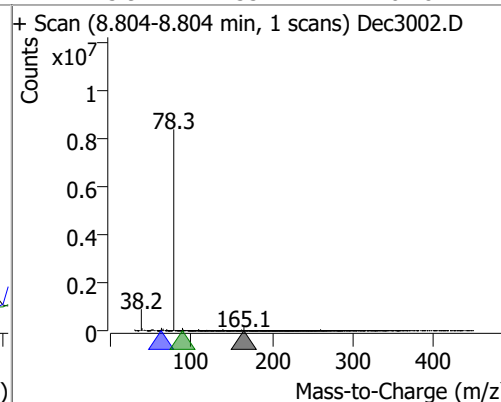
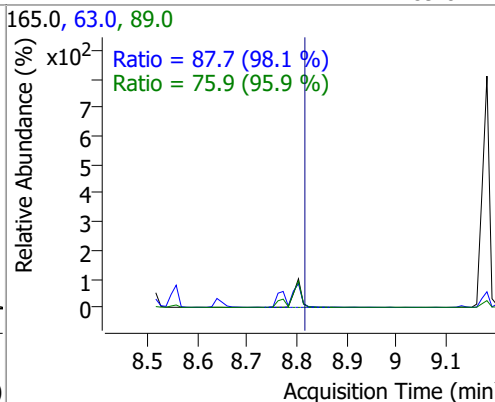
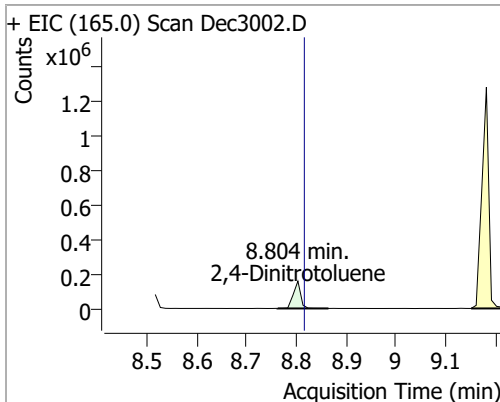
| Compound | Conc. | RT | Dev(Min) | Resp. | QIon | QRatio | Lower | Upper |
|--------------|---------|------|----------|---------|-------|--------|-------|-------|
| Dibenzofuran | 71.3709 | 8.77 | 0.00 | 1615169 | 139.0 | 37.6 | 26.8 | 49.7 |



| Compound | Conc. | RT | Dev(Min) | Resp. | QIon | QRatio | Lower | Upper |
|---------------|---------|------|----------|------------|-------|--------|-------|-------|
| 4-Nitrophenol | 61.9590 | 8.79 | -0.02 | 148503 (m) | 65.0 | 99.7 | 60.1 | 111.5 |
| | | | | | 139.0 | 83.8 | 49.6 | 92.2 |

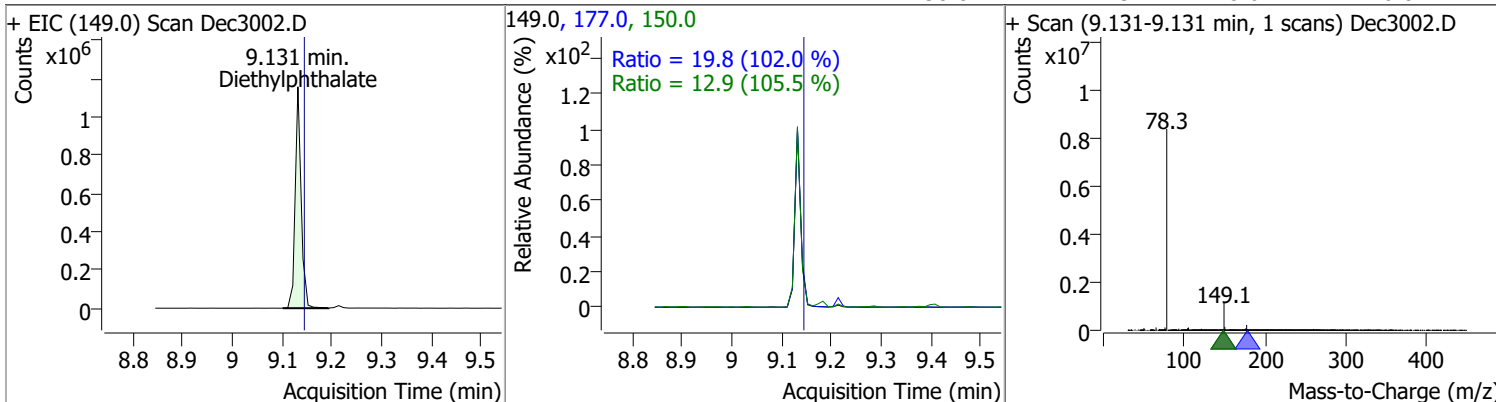


| Compound | Conc. | RT | Dev(Min) | Resp. | QIon | QRatio | Lower | Upper |
|--------------------|---------|------|----------|--------|------|--------|-------|-------|
| 2,4-Dinitrotoluene | 75.6633 | 8.80 | -0.01 | 158470 | 63.0 | 87.7 | 62.6 | 116.2 |
| | | | | | 89.0 | 75.9 | 55.4 | 102.8 |

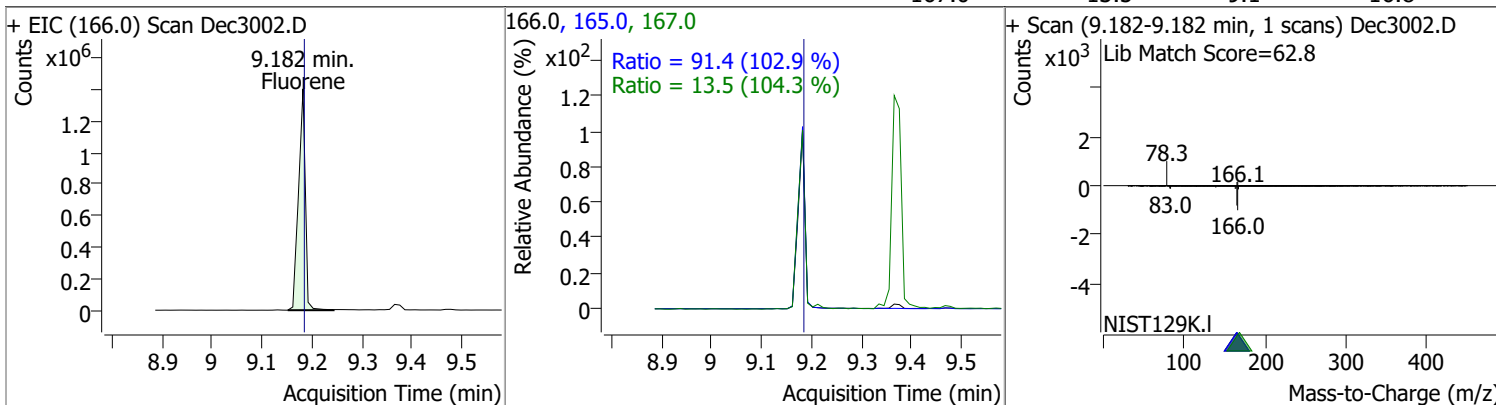


Quantitation Results Report (QT Reviewed)

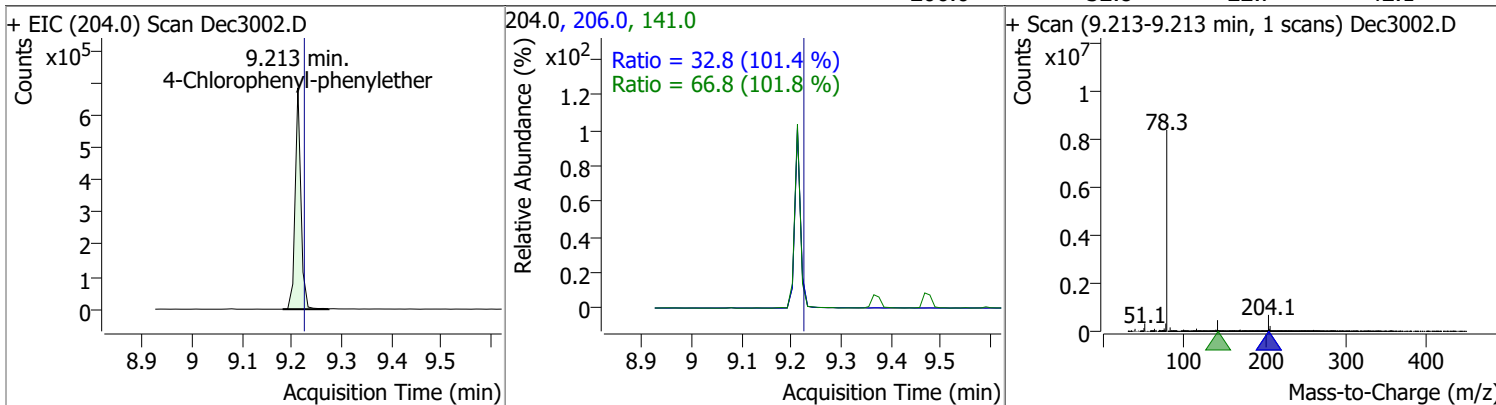
| Compound | Conc. | RT | Dev(Min) | Resp. | QIon | QRatio | Lower | Upper |
|------------------|---------|------|----------|--------|-------|--------|-------|-------|
| Diethylphthalate | 62.4338 | 9.13 | -0.01 | 959763 | 177.0 | 19.8 | 13.6 | 25.2 |
| | | | | | 150.0 | 12.9 | 8.6 | 16.0 |



| Compound | Conc. | RT | Dev(Min) | Resp. | QIon | QRatio | Lower | Upper |
|----------|---------|------|----------|---------|-------|--------|-------|-------|
| Fluorene | 73.5190 | 9.18 | 0.00 | 1330322 | 165.0 | 91.4 | 62.2 | 115.4 |
| | | | | | 167.0 | 13.5 | 9.1 | 16.8 |

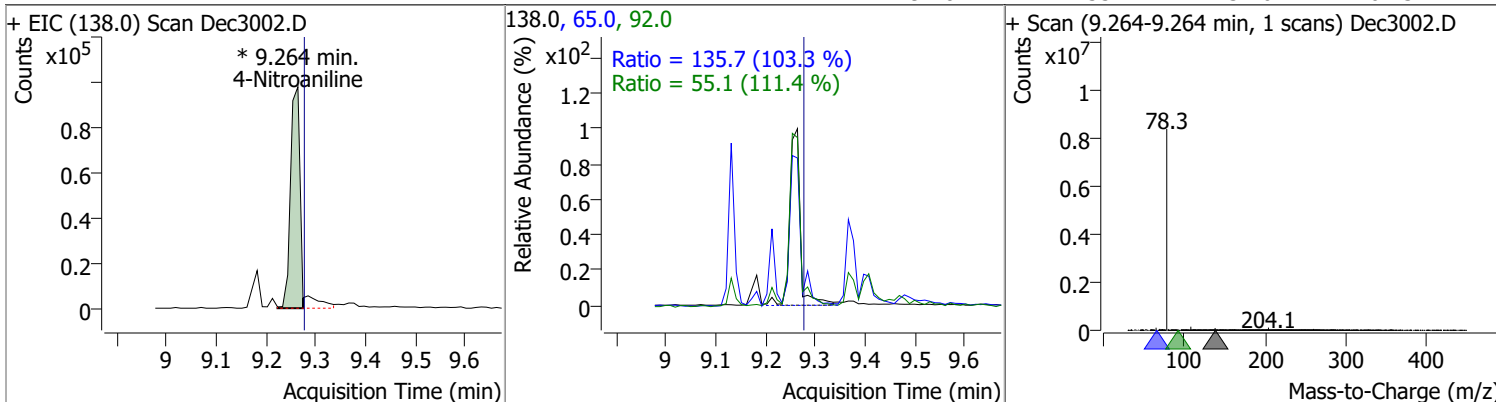


| Compound | Conc. | RT | Dev(Min) | Resp. | QIon | QRatio | Lower | Upper |
|----------------------------|---------|------|----------|--------|-------|--------|-------|-------|
| 4-Chlorophenyl-phenylether | 73.1590 | 9.21 | -0.01 | 548781 | 141.0 | 66.8 | 46.0 | 85.3 |
| | | | | | 206.0 | 32.8 | 22.7 | 42.1 |

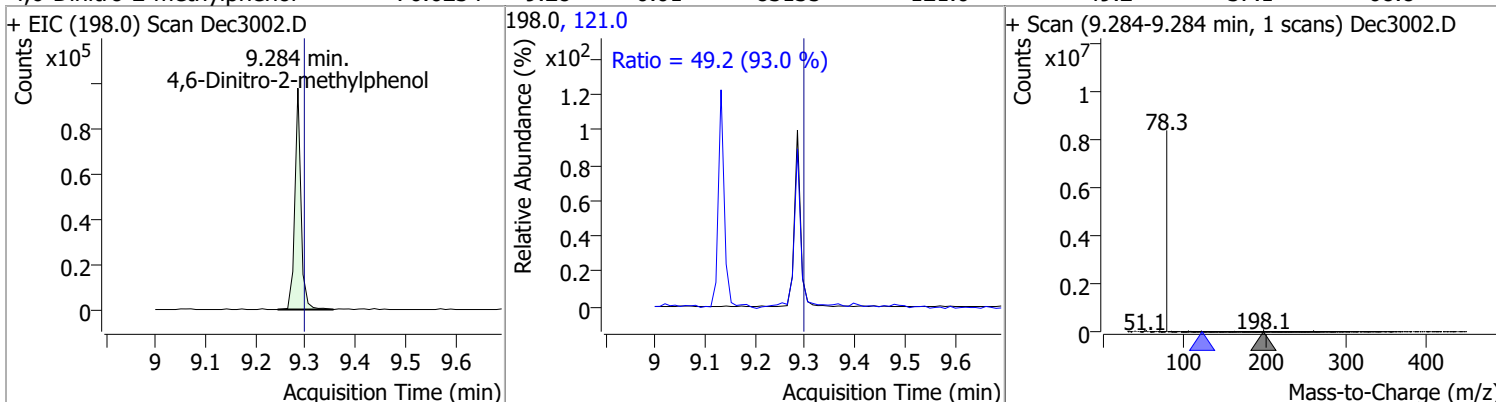


Quantitation Results Report (QT Reviewed)

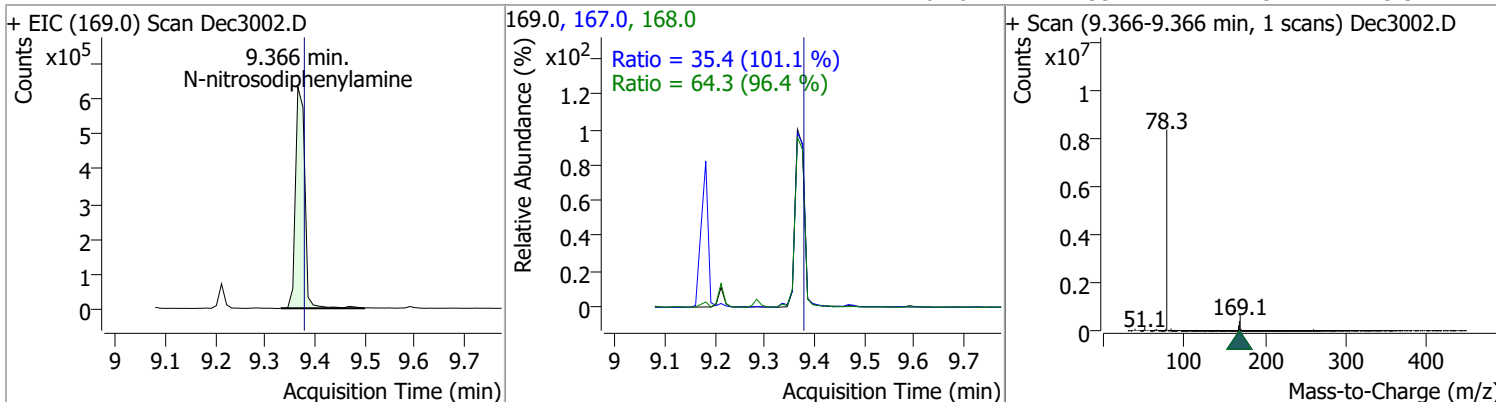
| Compound | Conc. | RT | Dev(Min) | Resp. | QIon | QRatio | Lower | Upper |
|----------------|---------|------|----------|------------|------|--------|-------|-------|
| 4-Nitroaniline | 66.7932 | 9.26 | -0.01 | 127679 (m) | 65.0 | 135.7 | 91.9 | 170.7 |
| | | | | | 92.0 | 55.1 | 34.6 | 64.3 |



| Compound | Conc. | RT | Dev(Min) | Resp. | QIon | QRatio | Lower | Upper |
|----------------------------|---------|------|----------|-------|-------|--------|-------|-------|
| 4,6-Dinitro-2-methylphenol | 76.6234 | 9.28 | -0.01 | 83135 | 121.0 | 49.2 | 37.1 | 68.8 |

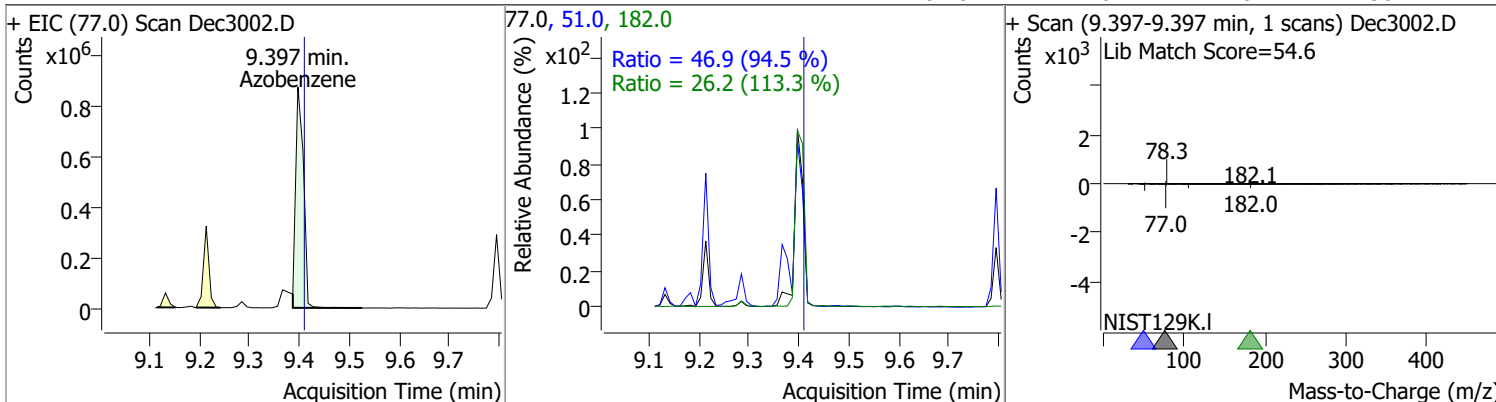


| Compound | Conc. | RT | Dev(Min) | Resp. | QIon | QRatio | Lower | Upper |
|------------------------|---------|------|----------|--------|-------|--------|-------|-------|
| N-nitrosodiphenylamine | 75.9164 | 9.37 | -0.01 | 825244 | 168.0 | 64.3 | 46.6 | 86.6 |
| | | | | | 167.0 | 35.4 | 24.5 | 45.5 |

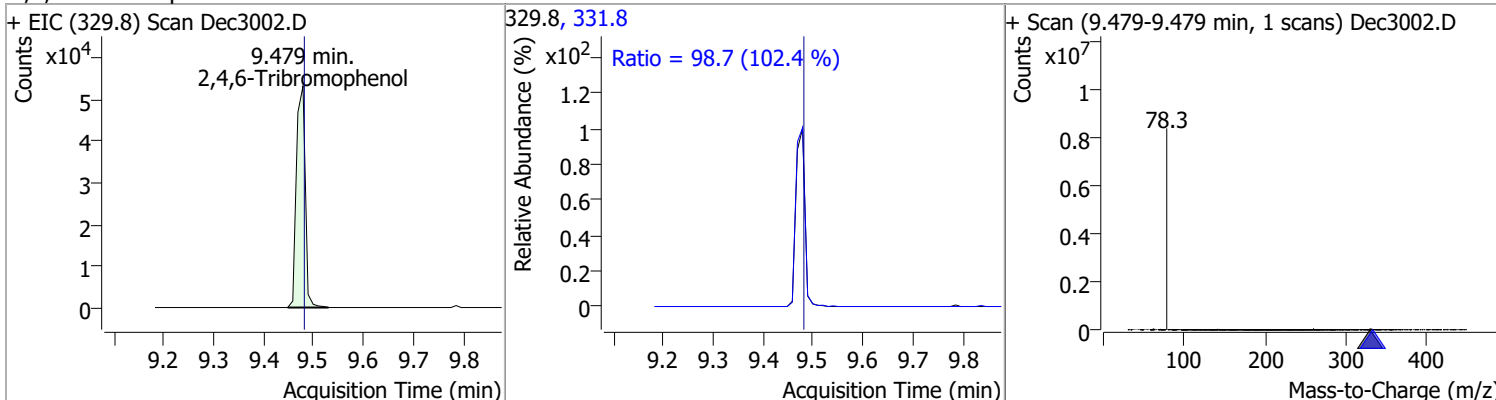


Quantitation Results Report (QT Reviewed)

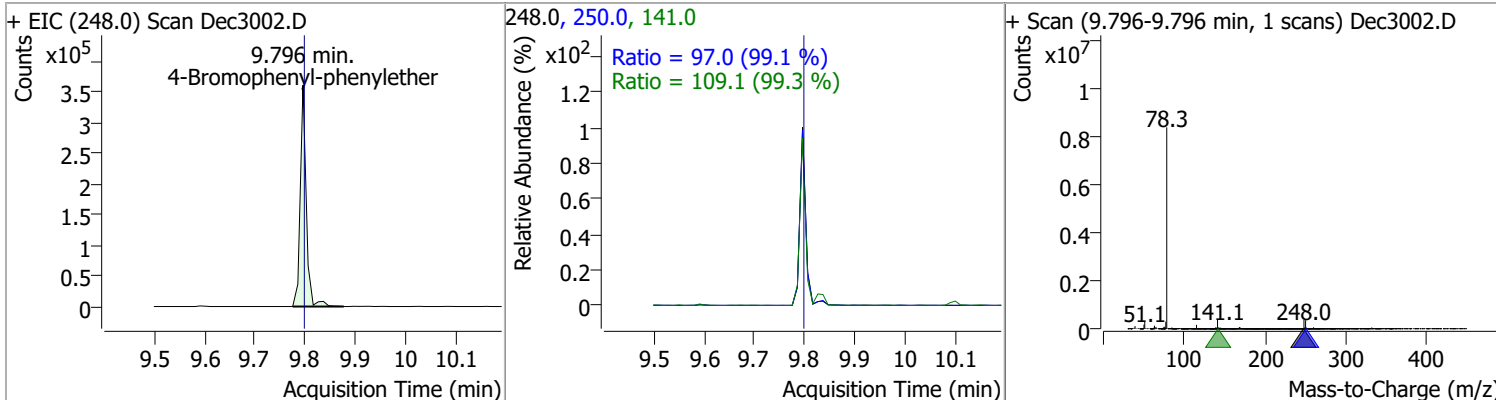
| Compound | Conc. | RT | Dev(Min) | Resp. | QIon | QRatio | Lower | Upper |
|------------|---------|------|----------|--------|-------|--------|-------|-------|
| Azobenzene | 64.3604 | 9.40 | -0.01 | 957230 | 51.0 | 46.9 | 34.8 | 64.6 |
| | | | | | 182.0 | 26.2 | 16.2 | 30.1 |



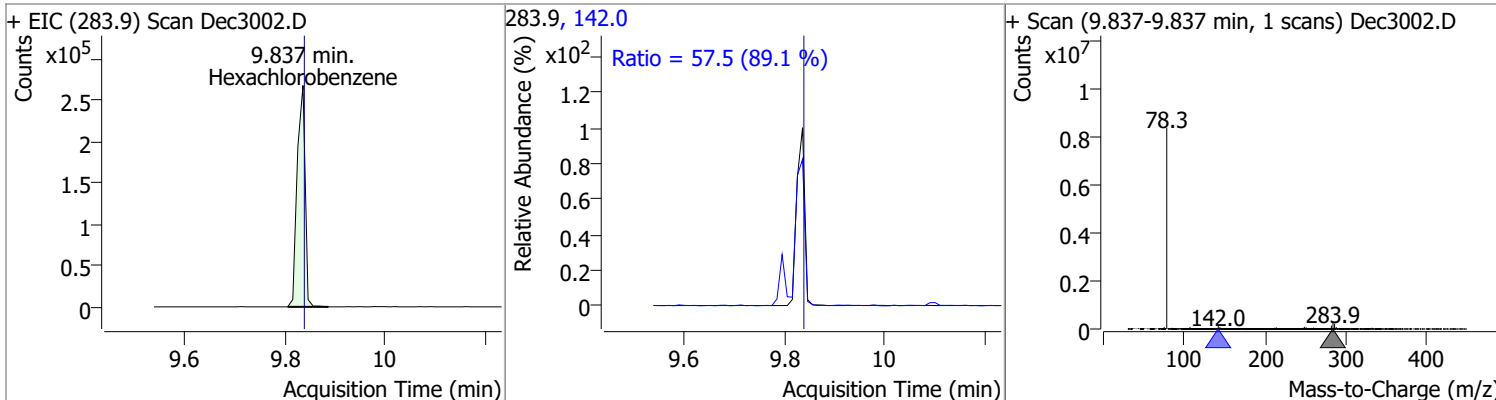
| Compound | Conc. | RT | Dev(Min) | Resp. | QIon | QRatio | Lower | Upper |
|----------------------|---------|------|----------|-------|-------|--------|-------|-------|
| 2,4,6-Tribromophenol | 69.6640 | 9.48 | 0.00 | 65267 | 331.8 | 98.7 | 67.5 | 125.3 |



| Compound | Conc. | RT | Dev(Min) | Resp. | QIon | QRatio | Lower | Upper |
|---------------------------|---------|------|----------|--------|-------|--------|-------|-------|
| 4-Bromophenyl-phenylether | 74.4494 | 9.80 | 0.00 | 297047 | 141.0 | 109.1 | 76.9 | 142.8 |
| | | | | | 250.0 | 97.0 | 68.5 | 127.2 |

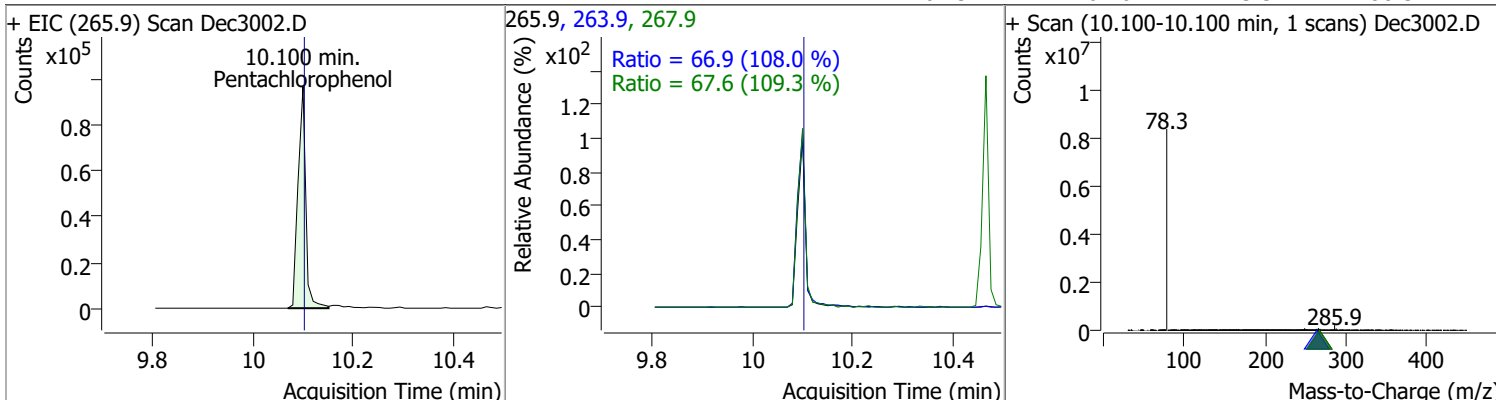


| Compound | Conc. | RT | Dev(Min) | Resp. | QIon | QRatio | Lower | Upper |
|-------------------|---------|------|----------|--------|-------|--------|-------|-------|
| Hexachlorobenzene | 78.3807 | 9.84 | 0.00 | 293191 | 142.0 | 57.5 | 45.2 | 83.9 |

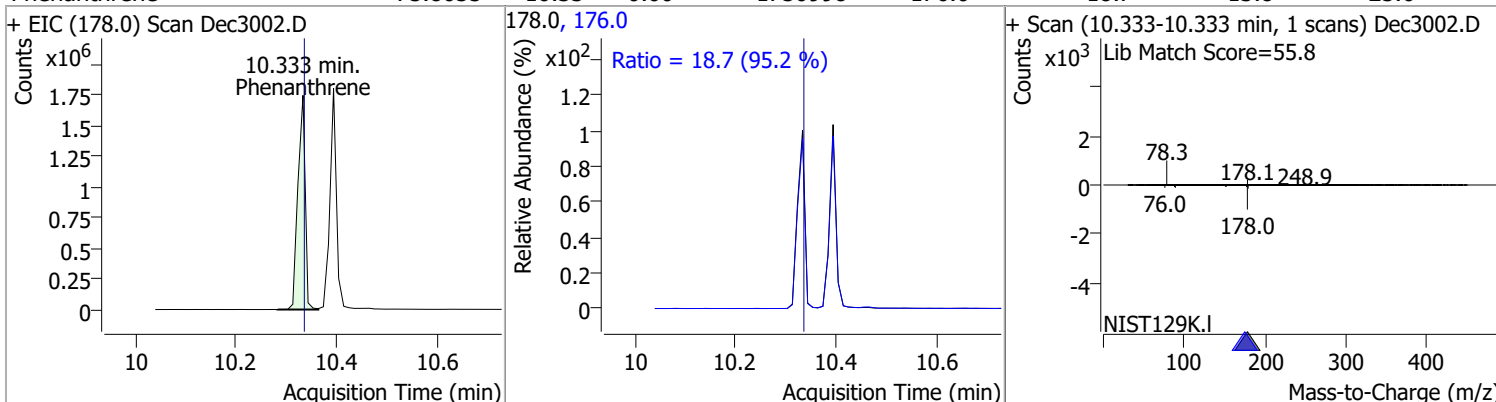


Quantitation Results Report (QT Reviewed)

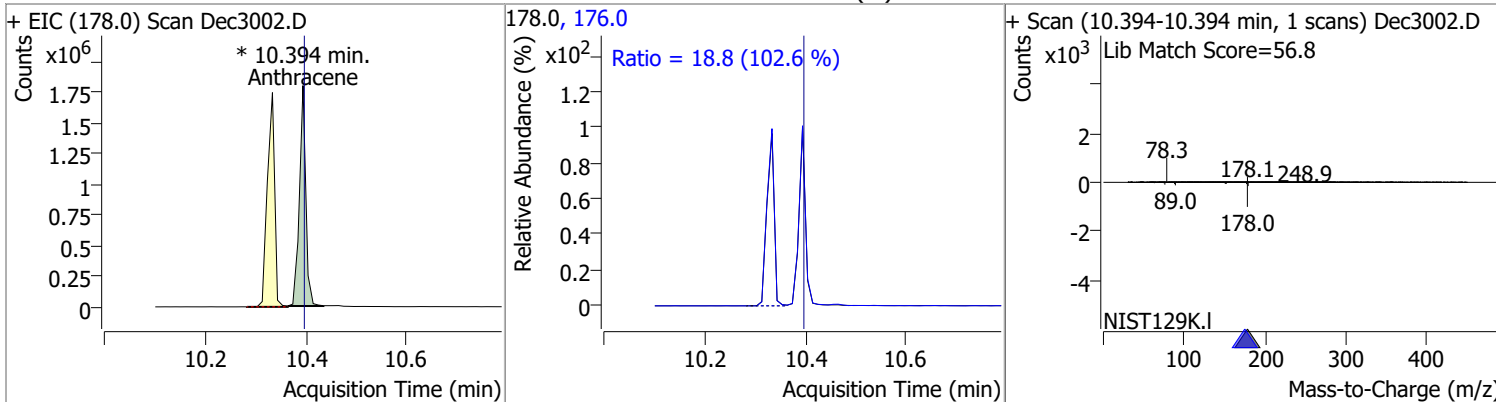
| Compound | Conc. | RT | Dev(Min) | Resp. | QIon | QRatio | Lower | Upper |
|-------------------|---------|-------|----------|--------|-------|--------|-------|-------|
| Pentachlorophenol | 68.8303 | 10.10 | 0.00 | 103200 | 263.9 | 66.9 | 43.4 | 80.6 |
| | | | | | 267.9 | 67.6 | 43.3 | 80.5 |



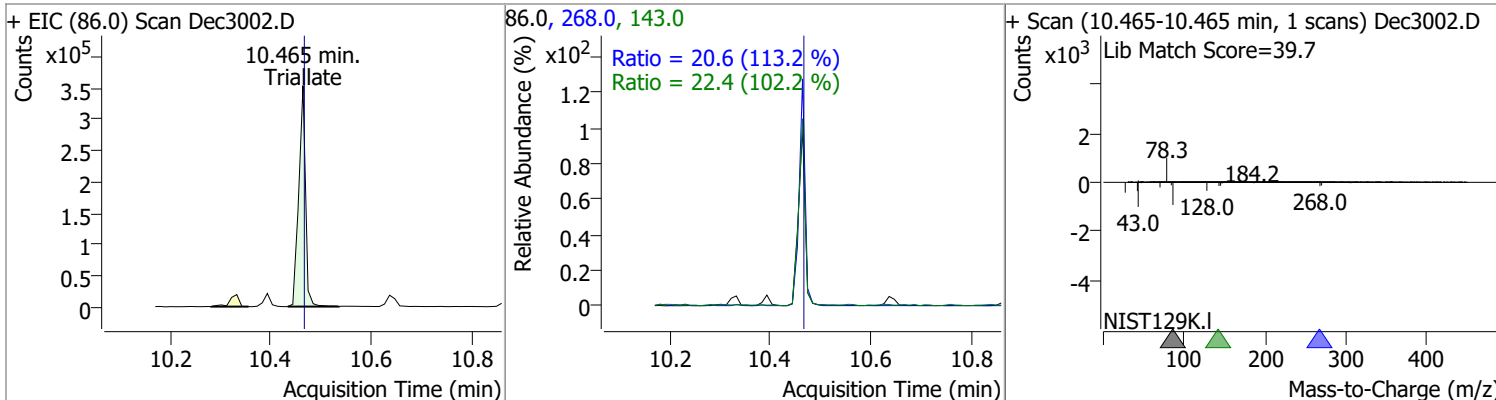
| Compound | Conc. | RT | Dev(Min) | Resp. | QIon | QRatio | Lower | Upper |
|--------------|---------|-------|----------|---------|-------|--------|-------|-------|
| Phenanthrene | 75.8055 | 10.33 | 0.00 | 1750998 | 176.0 | 18.7 | 13.8 | 25.6 |



| Compound | Conc. | RT | Dev(Min) | Resp. | QIon | QRatio | Lower | Upper |
|------------|---------|-------|----------|-------------|-------|--------|-------|-------|
| Anthracene | 70.1413 | 10.39 | 0.00 | 1588519 (m) | 176.0 | 18.8 | 12.8 | 23.8 |

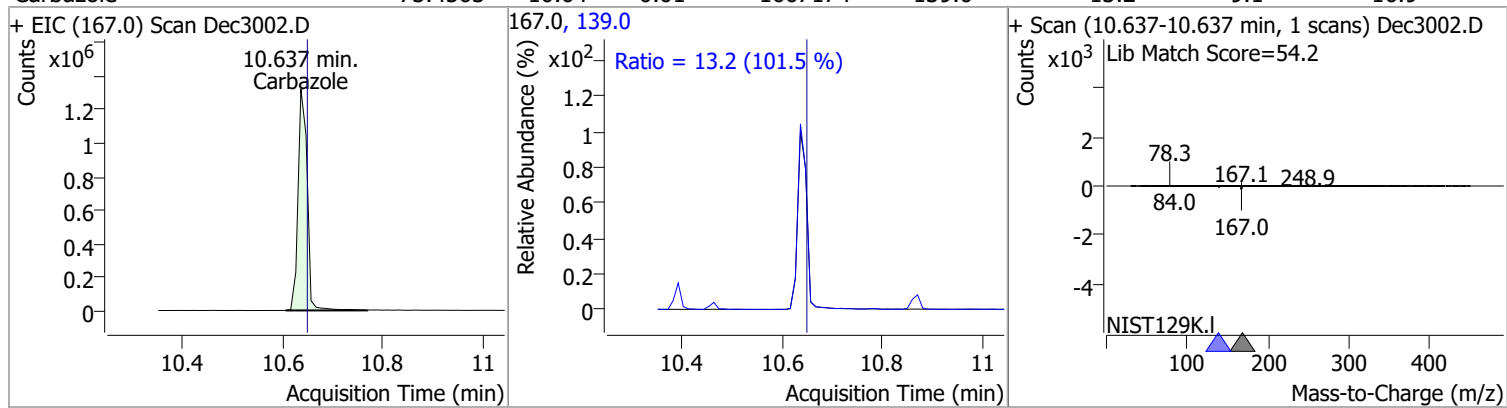


| Compound | Conc. | RT | Dev(Min) | Resp. | QIon | QRatio | Lower | Upper |
|-----------|---------|-------|----------|--------|-------|--------|-------|-------|
| Triallate | 71.1371 | 10.46 | 0.00 | 329555 | 143.0 | 22.4 | 15.4 | 28.6 |
| | | | | | 268.0 | 20.6 | 12.8 | 23.7 |

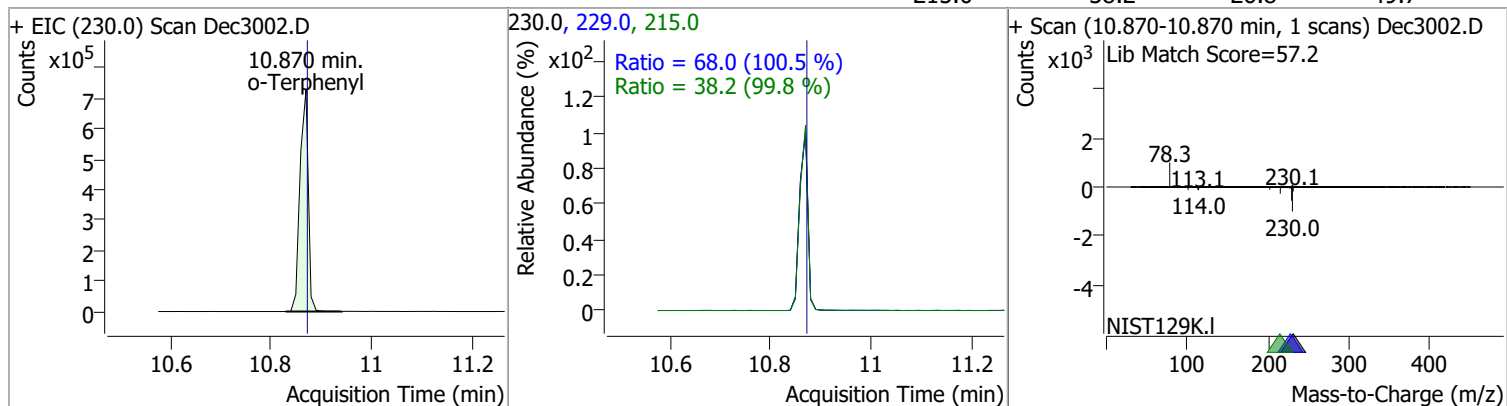


Quantitation Results Report (QT Reviewed)

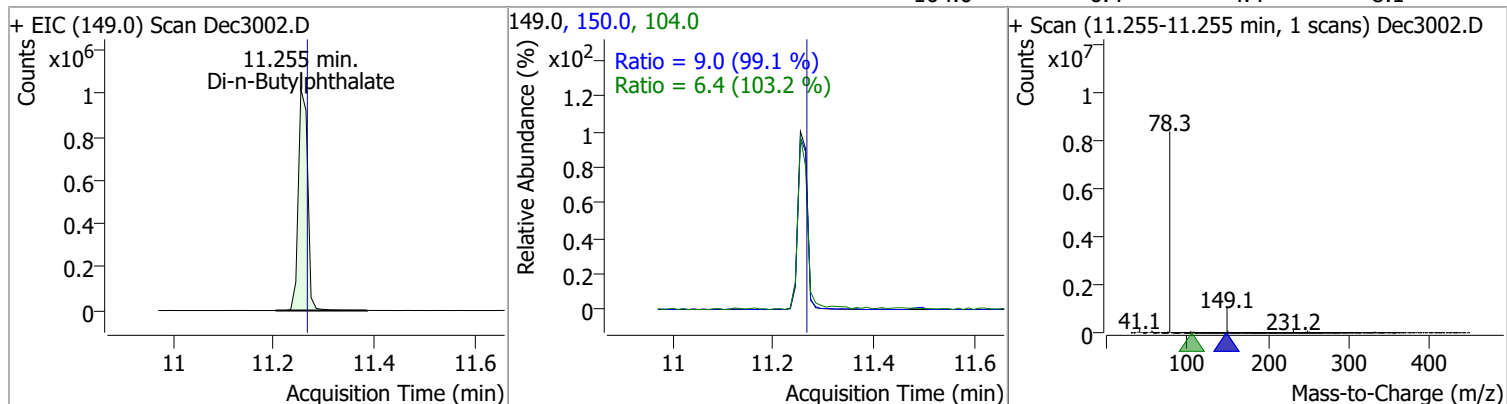
| Compound | Conc. | RT | Dev(Min) | Resp. | QIon | QRatio | Lower | Upper |
|-----------|---------|-------|----------|---------|-------|--------|-------|-------|
| Carbazole | 73.4563 | 10.64 | -0.01 | 1667174 | 139.0 | 13.2 | 9.1 | 16.9 |



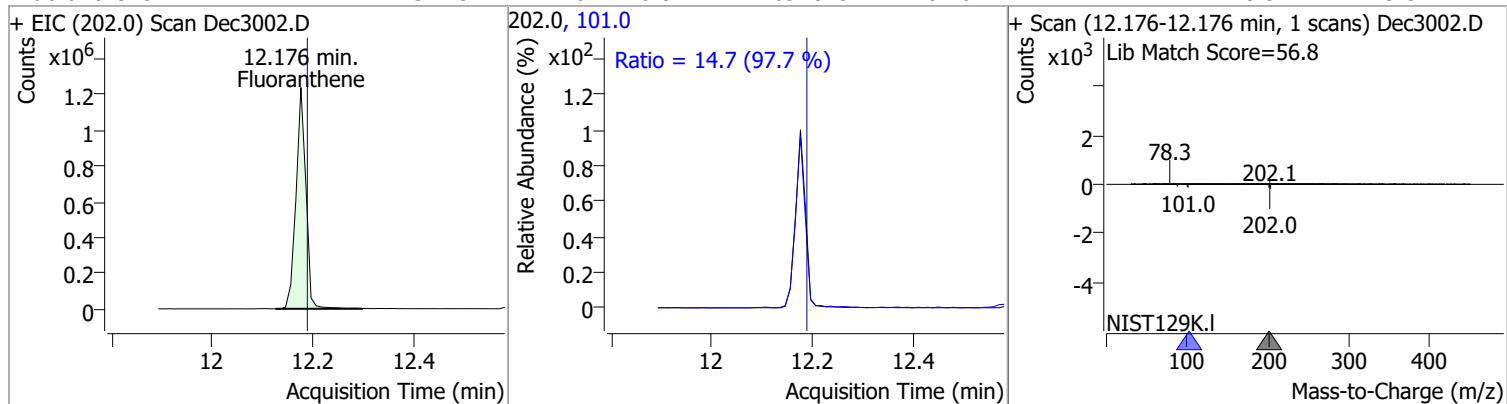
| | | | | | | | | |
|-------------|---------|-------|------|--------|-------|------|------|------|
| o-Terphenyl | 73.7180 | 10.87 | 0.00 | 831987 | 229.0 | 68.0 | 47.4 | 88.0 |
| | | | | | 215.0 | 38.2 | 26.8 | 49.7 |



| | | | | | | | | |
|---------------------|---------|-------|-------|---------|-------|-----|-----|------|
| Di-n-Butylphthalate | 63.1998 | 11.25 | -0.01 | 1317669 | 150.0 | 9.0 | 6.4 | 11.9 |
| | | | | | 104.0 | 6.4 | 4.4 | 8.1 |

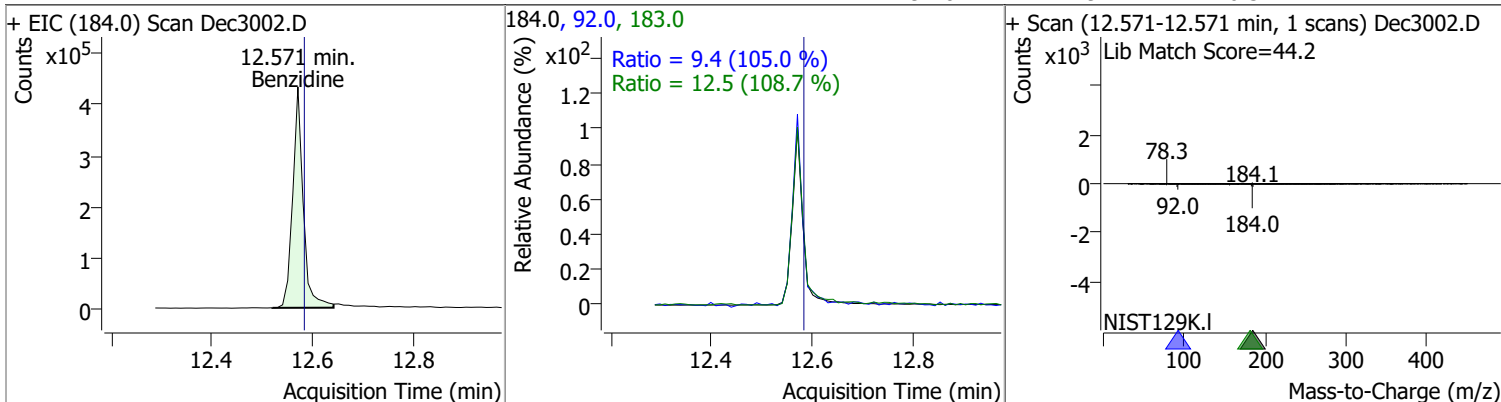


| | | | | | | | | |
|--------------|---------|-------|-------|---------|-------|------|------|------|
| Fluoranthene | 73.2291 | 12.18 | -0.01 | 1697025 | 101.0 | 14.7 | 10.5 | 19.5 |
|--------------|---------|-------|-------|---------|-------|------|------|------|

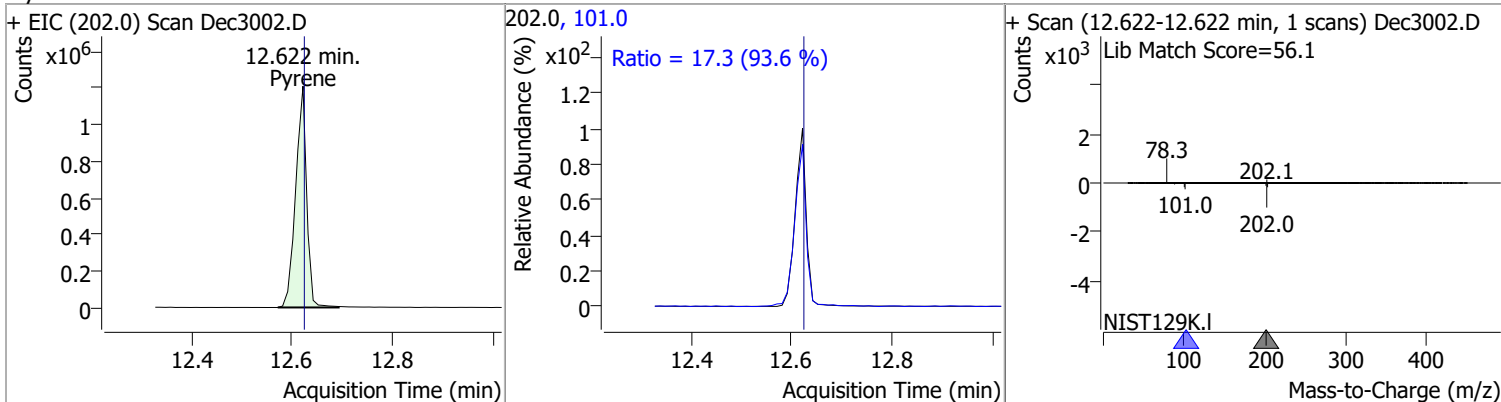


Quantitation Results Report (QT Reviewed)

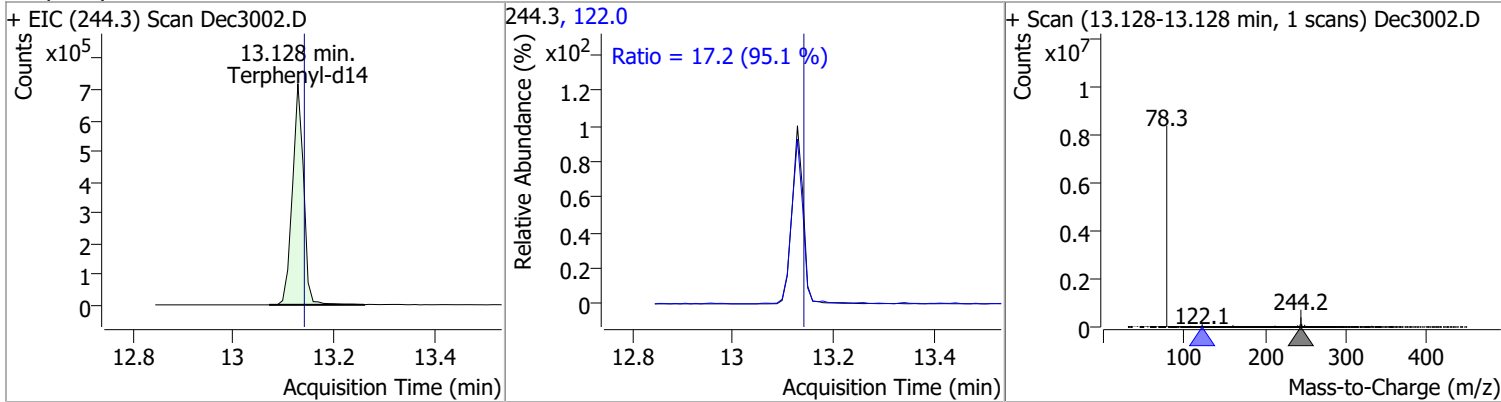
| Compound | Conc. | RT | Dev(Min) | Resp. | QIon | QRatio | Lower | Upper |
|-----------|---------|-------|----------|--------|-------|--------|-------|-------|
| Benzidine | 78.1793 | 12.57 | -0.01 | 633879 | 183.0 | 12.5 | 8.1 | 15.0 |
| | | | | | 92.0 | 9.4 | 6.3 | 11.7 |



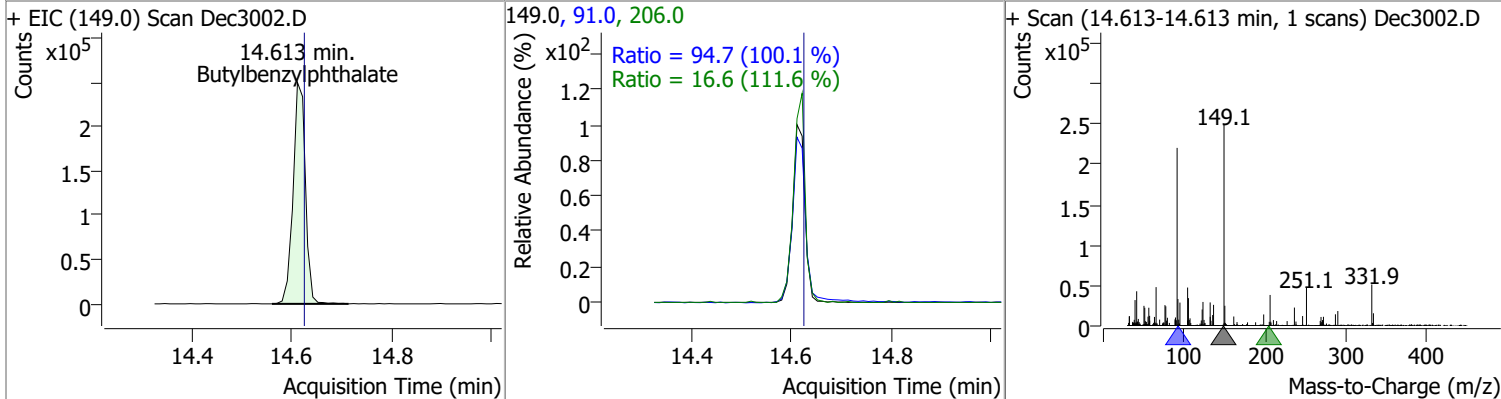
| Compound | Conc. | RT | Dev(Min) | Resp. | QIon | QRatio | Lower | Upper |
|----------|---------|-------|----------|---------|-------|--------|-------|-------|
| Pyrene | 73.4718 | 12.62 | 0.00 | 1831290 | 101.0 | 17.3 | 12.9 | 24.0 |



| Compound | Conc. | RT | Dev(Min) | Resp. | QIon | QRatio | Lower | Upper |
|---------------|---------|-------|----------|---------|-------|--------|-------|-------|
| Terphenyl-d14 | 74.0353 | 13.13 | -0.01 | 1105728 | 122.0 | 17.2 | 12.7 | 23.5 |

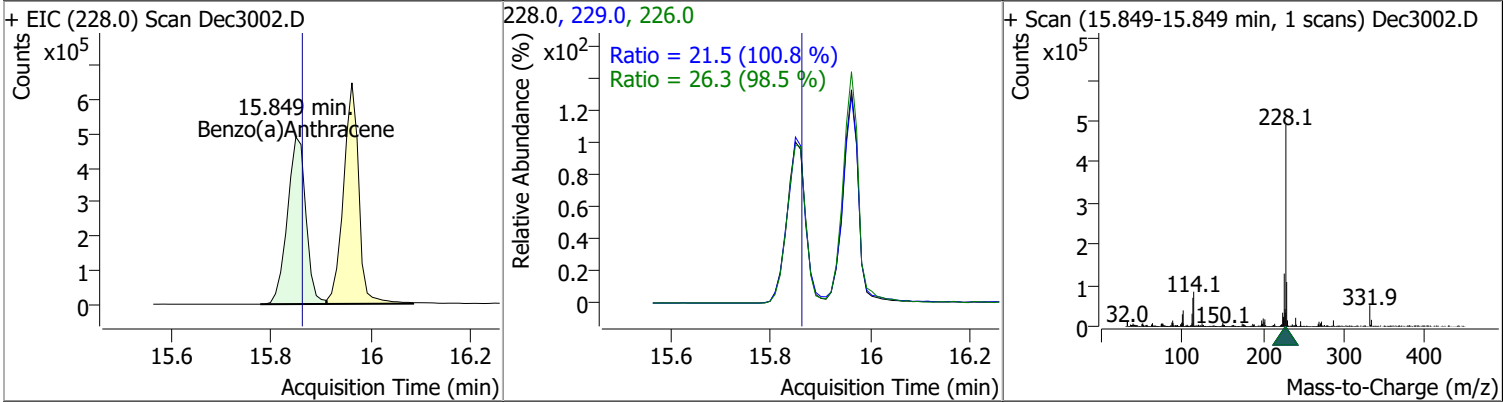


| Compound | Conc. | RT | Dev(Min) | Resp. | QIon | QRatio | Lower | Upper |
|----------------------|---------|-------|----------|--------|-------|--------|-------|-------|
| Butylbenzylphthalate | 71.1527 | 14.61 | -0.02 | 427624 | 91.0 | 94.7 | 66.2 | 123.0 |
| | | | | | 206.0 | 16.6 | 10.4 | 19.4 |

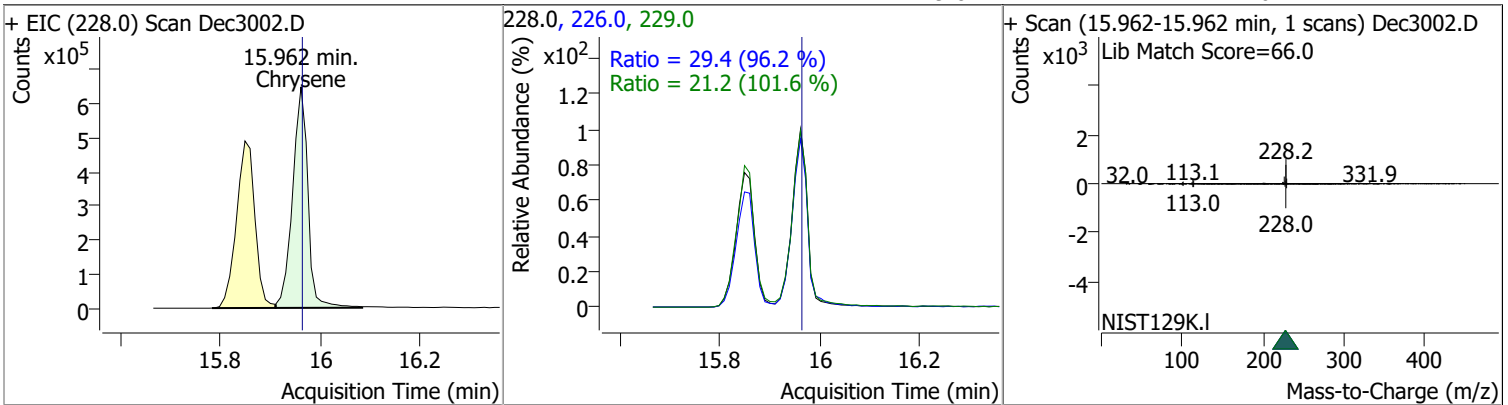


Quantitation Results Report (QT Reviewed)

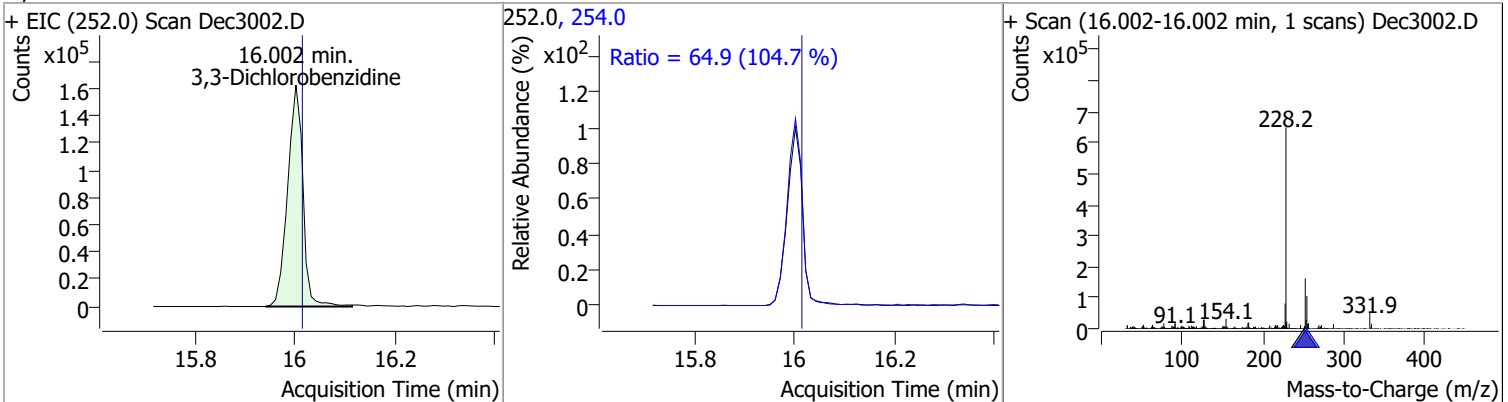
| Compound | Conc. | RT | Dev(Min) | Resp. | QIon | QRatio | Lower | Upper |
|--------------------|---------|-------|----------|---------|-------|--------|-------|-------|
| Benzo(a)Anthracene | 75.2049 | 15.85 | -0.02 | 1261584 | 226.0 | 26.3 | 18.7 | 34.7 |
| | | | | | 229.0 | 21.5 | 14.9 | 27.7 |



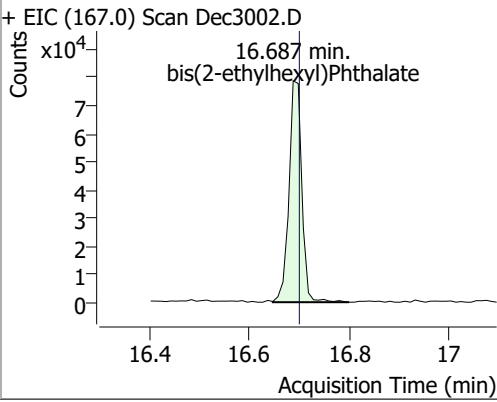
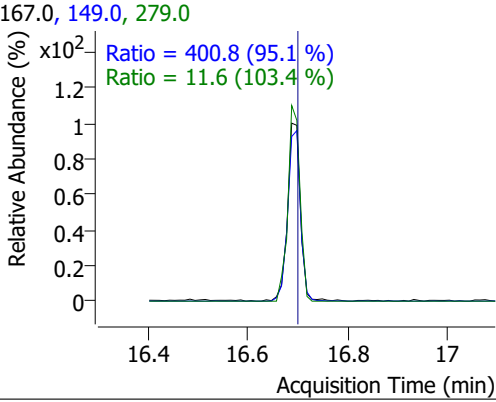
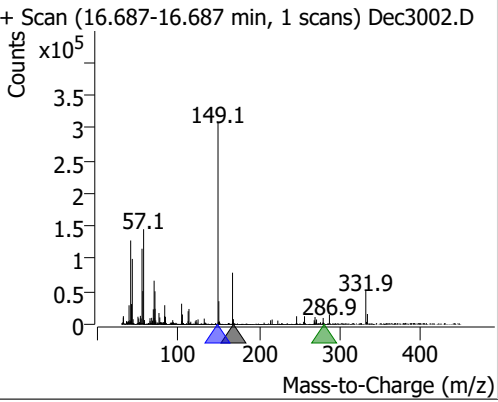
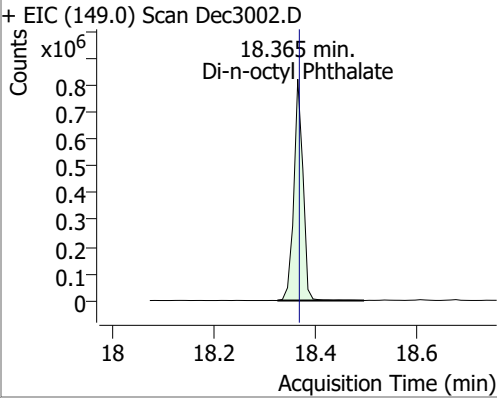
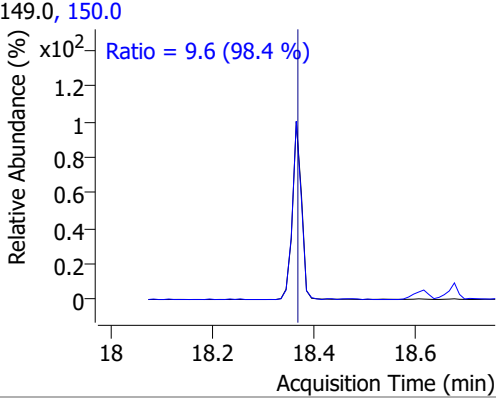
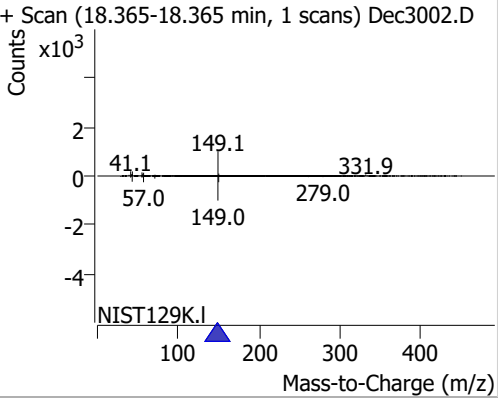
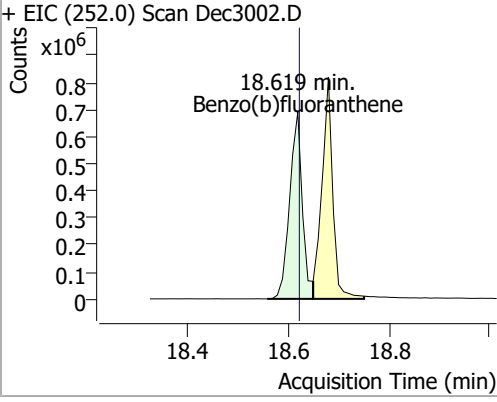
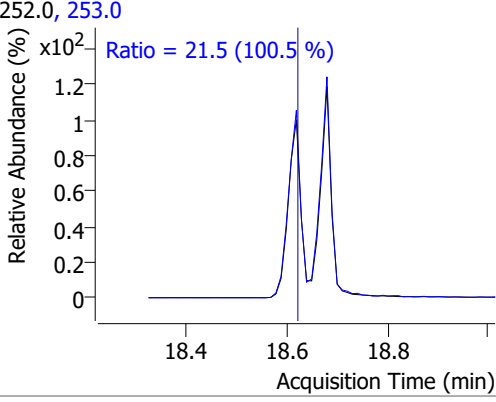
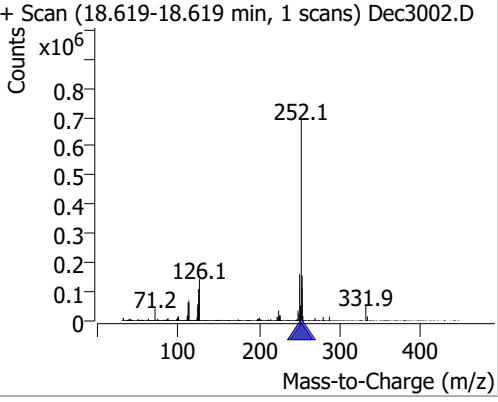
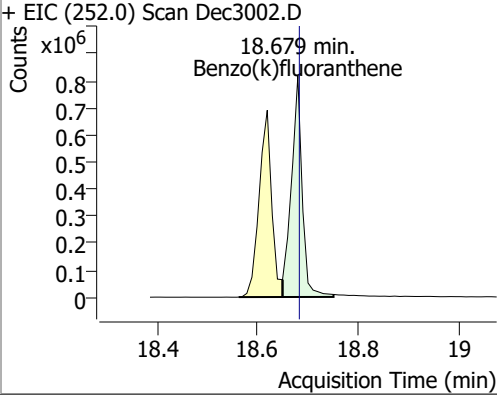
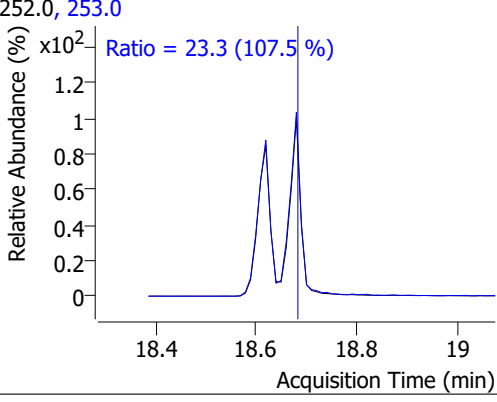
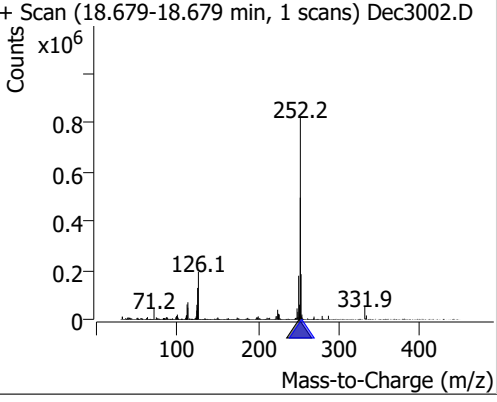
| Compound | Conc. | RT | Dev(Min) | Resp. | QIon | QRatio | Lower | Upper |
|----------|---------|-------|----------|---------|-------|--------|-------|-------|
| Chrysene | 72.0274 | 15.96 | -0.01 | 1380140 | 226.0 | 29.4 | 21.4 | 39.8 |
| | | | | | 229.0 | 21.2 | 14.6 | 27.1 |



| Compound | Conc. | RT | Dev(Min) | Resp. | QIon | QRatio | Lower | Upper |
|-----------------------|---------|-------|----------|--------|-------|--------|-------|-------|
| 3,3-Dichlorobenzidine | 69.3652 | 16.00 | -0.02 | 345633 | 254.0 | 64.9 | 43.4 | 80.6 |

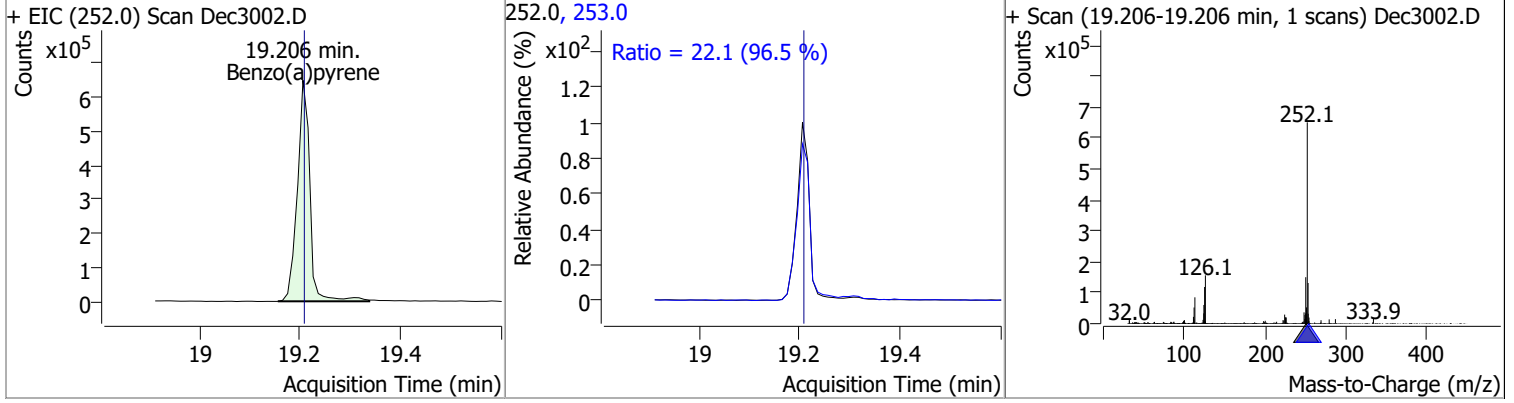


Quantitation Results Report (QT Reviewed)

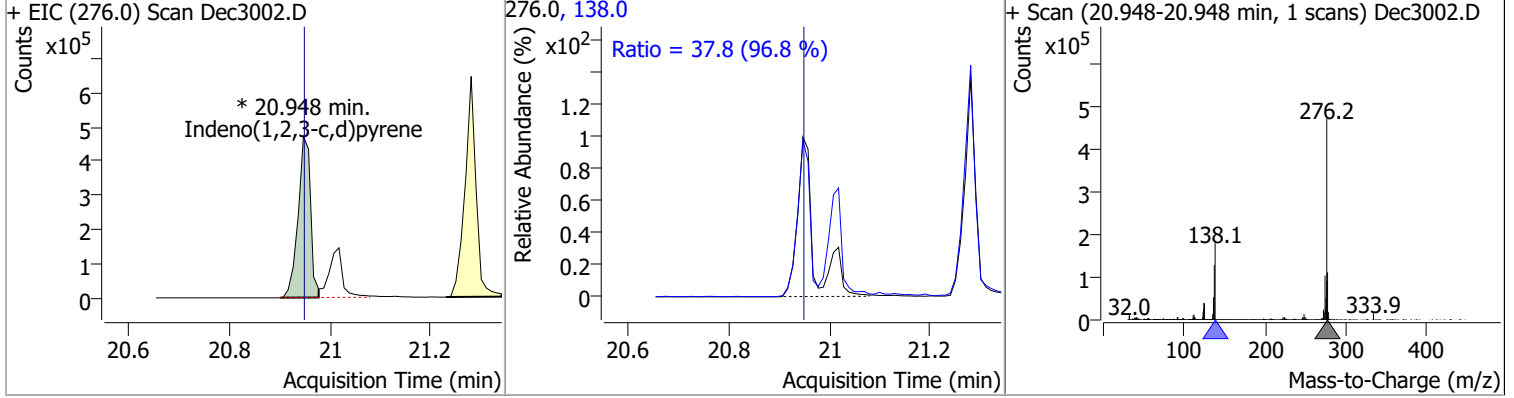
| Compound | Conc. | RT | Dev(Min) | Resp. | QIon | QRatio | Lower | Upper |
|--|---------|-------|--|---------|----------------|---|--------------|---------------|
| bis(2-ethylhexyl)Phthalate | 71.5034 | 16.69 | -0.02 | 141201 | 149.0 279.0 | 400.8 11.6 | 295.1 7.9 | 548.1 14.6 |
|  | | |  | | |  | | |
| Di-n-octyl Phthalate | 73.4003 | 18.37 | -0.01 | 1035323 | 150.0 | 9.6 | 6.8 | 12.6 |
|  | | |  | | |  | | |
| Benzo(b)fluoranthene | 76.9817 | 18.62 | -0.01 | 1201865 | 253.0 | 21.5 | 15.0 | 27.8 |
|  | | |  | | |  | | |
| Benzo(k)fluoranthene | 71.9450 | 18.68 | -0.01 | 1218187 | 253.0 | 23.3 | 15.2 | 28.2 |
|  | | |  | | |  | | |

Quantitation Results Report (QT Reviewed)

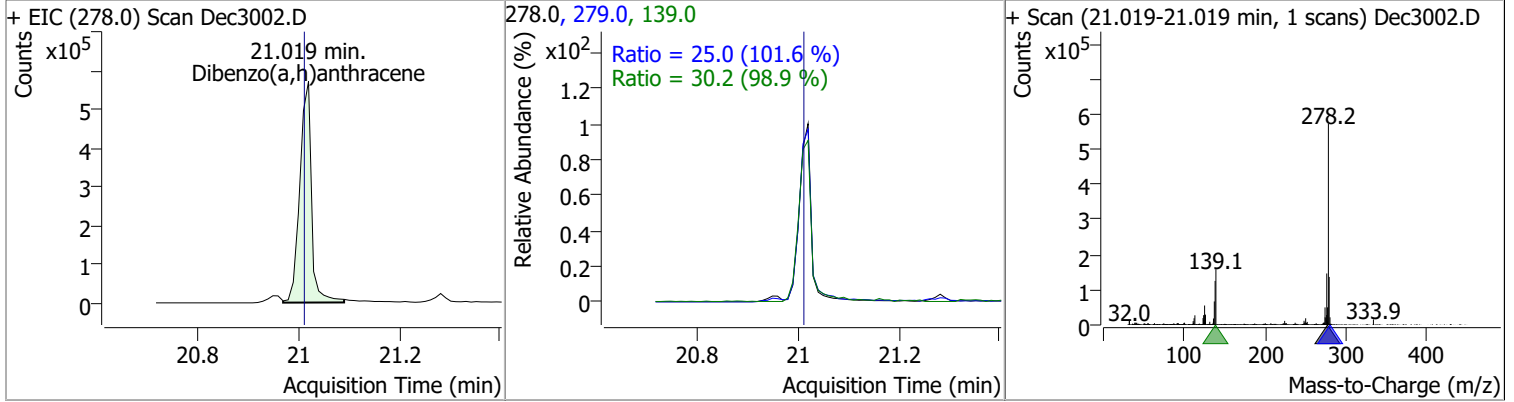
| Compound | Conc. | RT | Dev(Min) | Resp. | QIon | QRatio | Lower | Upper |
|----------------|---------|-------|----------|---------|-------|--------|-------|-------|
| Benzo(a)pyrene | 77.3355 | 19.21 | -0.01 | 1119107 | 253.0 | 22.1 | 16.1 | 29.8 |



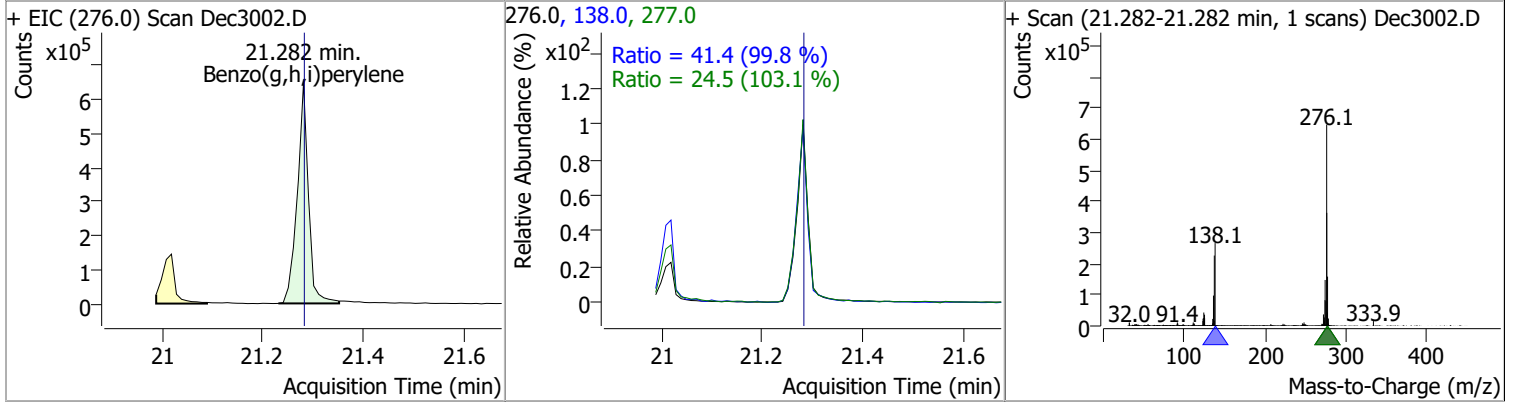
| | | | | | | | | |
|-------------------------|---------|-------|-------|------------|-------|------|------|------|
| Indeno(1,2,3-c,d)pyrene | 73.3592 | 20.95 | -0.01 | 812069 (m) | 138.0 | 37.8 | 27.4 | 50.8 |
|-------------------------|---------|-------|-------|------------|-------|------|------|------|



| | | | | | | | | |
|------------------------|---------|-------|------|--------|-------|------|------|------|
| Dibenzo(a,h)anthracene | 74.5779 | 21.02 | 0.00 | 926515 | 139.0 | 30.2 | 21.4 | 39.7 |
| | | | | | 279.0 | 25.0 | 17.2 | 32.0 |

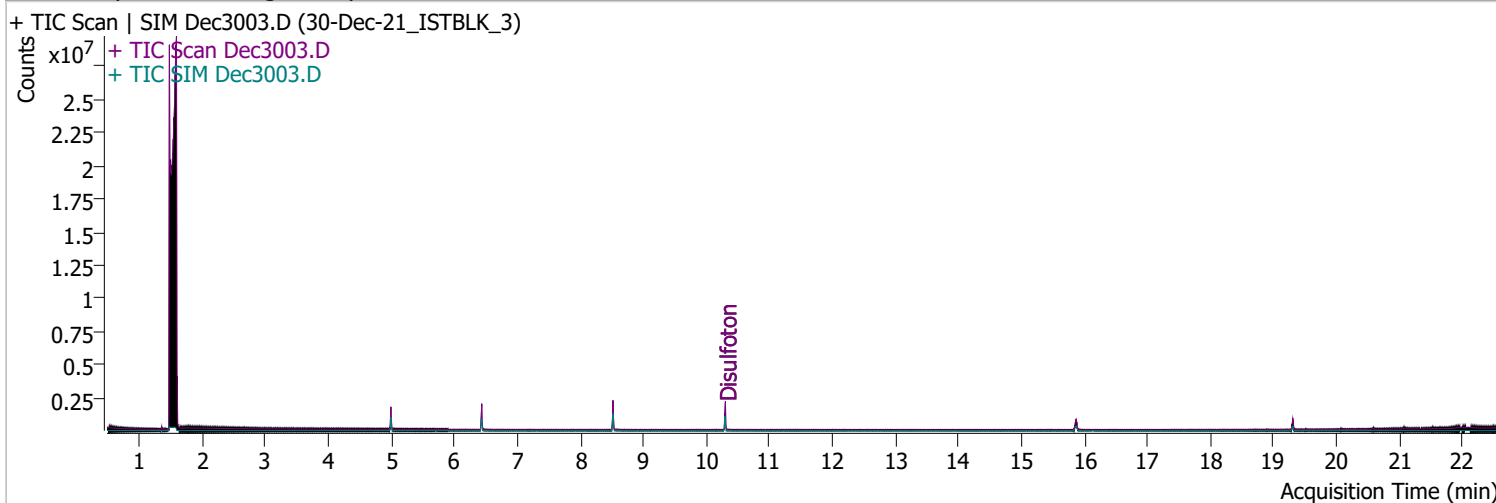


| | | | | | | | | |
|----------------------|---------|-------|-------|--------|-------|------|------|------|
| Benzo(g,h,i)perylene | 72.5955 | 21.28 | -0.01 | 998413 | 138.0 | 41.4 | 29.0 | 53.9 |
| | | | | | 277.0 | 24.5 | 16.7 | 31.0 |



Quantitation Results Report (QT Reviewed)

| | | | |
|----------------|----------------------------|-------------------|------------------------|
| Data File | Dec3003.D | Operator | LIMS import |
| Acq. Method | BNA+SIM.M | Acq. Date-Time | 12/30/2021 1:13:21 PM |
| Sample Name | 30-Dec-21_ISTBLK_3 | Instrument | Instrument #1 |
| Vial | 3 | Multiplier | 1.00 |
| DA Method File | 122821 bna 1 CAL.batch.bin | Comment | SVOC-8270-W |
| Tune File | dftppdsm.u | Tune Date | 11/24/2021 11:15:00 AM |
| Batch Name | 123021 bna 1.batch.bin | Last Calib Update | 1/3/2022 10:10:10 AM |
| Ref Library | D:\Org\Library\NIST129K.l | | |



| Compound | RT | QIon | Resp. | Conc. | Units | Dev(Min) |
|----------|----|------|-------|-------|-------|----------|
|----------|----|------|-------|-------|-------|----------|

Internal Standards

System Monitoring Compounds

| | | | |
|------------------------|----------------------|---|----------------|
| S 2-Fluorophenol | 0.000 | 0 | N.D. |
| Spiked Amount: 200.000 | Range: 10.0 - 75.0% | | Recovery = NA% |
| S Phenol-d5 | 0.000 | 0 | N.D. |
| Spiked Amount: 200.000 | Range: 10.0 - 65.0% | | Recovery = NA% |
| S Nitrobenzene-d5 | 0.000 | 0 | N.D. |
| Spiked Amount: 100.000 | Range: 32.0 - 94.0% | | Recovery = NA% |
| S 2-Fluorobiphenyl | 0.000 | 0 | N.D. |
| Spiked Amount: 100.000 | Range: 28.0 - 107.0% | | Recovery = NA% |
| S 2,4,6-Tribromophenol | 0.000 | 0 | N.D. |
| Spiked Amount: 200.000 | Range: 25.0 - 140.0% | | Recovery = NA% |
| S Terphenyl-d14 | 0.000 | 0 | N.D. |
| Spiked Amount: 100.000 | Range: 32.0 - 122.0% | | Recovery = NA% |

Target Compounds

| | RT | QIon | Resp. | Conc. | Units | |
|-------------------------------|-------|------|-------|-------|-------|--|
| T N-Nitrosodimethylamine | 0.000 | | 0 | N.D. | | |
| T Pyridine | 0.000 | | 0 | N.D. | | |
| T Aniline | 0.000 | | 0 | N.D. | | |
| T Phenol | 0.000 | | 0 | N.D. | | |
| T bis(-2-Chloroethyl)Ether | 0.000 | | 0 | N.D. | | |
| T 2-Chlorophenol | 0.000 | | 0 | N.D. | | |
| T 1,3-Dichlorobenzene | 0.000 | | 0 | N.D. | | |
| T 1,4-Dichlorobenzene | 0.000 | | 0 | N.D. | | |
| T 1,2-Dichlorobenzene | 0.000 | | 0 | N.D. | | |
| T Benzyl Alcohol | 0.000 | | 0 | N.D. | | |
| T bis(2-chloroisopropyl)Ether | 0.000 | | 0 | N.D. | | |
| T 2-Methylphenol | 0.000 | | 0 | N.D. | | |
| T N-nitroso-Di-n-propylamine | 0.000 | | 0 | N.D. | | |
| T 4Methylphenol/3Methylphenol | 0.000 | | 0 | N.D. | | |
| T Hexachloroethane | 0.000 | | 0 | N.D. | | |

QValue

Quantitation Results Report (QT Reviewed)

| Compound | RT | QIon | Resp. | Conc. | Units | Dev(Min) |
|-------------------------------|-------|-------|-------|-------|---------|----------|
| T Nitrobenzene | 0.000 | | 0 | N.D. | | |
| T Isophorone | 0.000 | | 0 | N.D. | | |
| T 2-Nitrophenol | 0.000 | | 0 | N.D. | | |
| T 2,4-Dimethylphenol | 0.000 | | 0 | N.D. | | |
| T bis(-2-Chloroethoxy)Methane | 0.000 | | 0 | N.D. | | |
| T Benzoic Acid | 0.000 | | 0 | N.D. | | |
| T 2,4-Dichlorophenol | 0.000 | | 0 | N.D. | | |
| T 1,2,4-Trichlorobenzene | 0.000 | | 0 | N.D. | | |
| T Naphthalene | 0.000 | | 0 | N.D. | | |
| T 4-Chlorophenol | 0.000 | | 0 | N.D. | | |
| T p-Chloroaniline | 0.000 | | 0 | N.D. | | |
| T Hexachlorobutadiene | 0.000 | | 0 | N.D. | | |
| T 4-Chloro-2-Methylphenol | 0.000 | | 0 | N.D. | | |
| T 4-Chloro-3-Methylphenol | 0.000 | | 0 | N.D. | | |
| T 2-Methylnaphthalene | 0.000 | | 0 | N.D. | | |
| T 1-Methylnaphthalene | 0.000 | | 0 | N.D. | | |
| T Hexachlorocyclopentadiene | 0.000 | | 0 | N.D. | | |
| T 2,4,6-Trichlorophenol | 0.000 | | 0 | N.D. | | |
| T 2,4,5-Trichlorophenol | 0.000 | | 0 | N.D. | | |
| T 2-Chloronaphthalene | 0.000 | | 0 | N.D. | | |
| T 2-Nitroaniline | 0.000 | | 0 | N.D. | | |
| T Dimethyl Phthalate | 8.517 | 163.0 | 0 | | µg/L md | 1 |
| T 2,6-Dinitrotoluene | 8.517 | 165.0 | 0 | | µg/L md | 1 |
| T Acenaphthylene | 0.000 | | 0 | N.D. | | |
| T 3-Nitroaniline | 0.000 | | 0 | N.D. | | |
| T Acenaphthene | 0.000 | | 0 | N.D. | | |
| T 2,4-Dinitrophenol | 0.000 | | 0 | N.D. | | |
| T Dibenzofuran | 0.000 | | 0 | N.D. | | |
| T 4-Nitrophenol | 0.000 | | 0 | N.D. | | |
| T 2,4-Dinitrotoluene | 0.000 | | 0 | N.D. | | |
| T Diethylphthalate | 0.000 | | 0 | N.D. | | |
| T Fluorene | 0.000 | | 0 | N.D. | | |
| T 4-Chlorophenyl-phenylether | 0.000 | | 0 | N.D. | | |
| T 4-Nitroaniline | 0.000 | | 0 | N.D. | | |
| T 4,6-Dinitro-2-methylphenol | 0.000 | | 0 | N.D. | | |
| T N-nitrosodiphenylamine | 0.000 | | 0 | N.D. | | |
| T Azobenzene | 0.000 | | 0 | N.D. | | |
| T 4-Bromophenyl-phenylether | 0.000 | | 0 | N.D. | | |
| T Hexachlorobenzene | 0.000 | | 0 | N.D. | | |
| T Pentachlorophenol | 0.000 | | 0 | N.D. | | |
| T Phenanthrene | 0.000 | | 0 | N.D. | | |
| T Anthracene | 0.000 | | 0 | N.D. | | |
| T Triallate | 0.000 | | 0 | N.D. | | |
| T Carbazole | 0.000 | | 0 | N.D. | | |
| T o-Terphenyl | 0.000 | | 0 | N.D. | | |
| T Di-n-Butylphthalate | 0.000 | | 0 | N.D. | | |
| T Fluoranthene | 0.000 | | 0 | N.D. | | |
| T Benzidine | 0.000 | | 0 | N.D. | | |
| T Pyrene | 0.000 | | 0 | N.D. | | |
| T Butylbenzylphthalate | 0.000 | | 0 | N.D. | | |
| T Benzo(a)Anthracene | 0.000 | | 0 | N.D. | | |
| T Chrysene | 0.000 | | 0 | N.D. | | |
| T 3,3-Dichlorobenzidine | 0.000 | | 0 | N.D. | | |
| T bis(2-ethylhexyl)Phthalate | 0.000 | | 0 | N.D. | | |
| T Di-n-octyl Phthalate | 0.000 | | 0 | N.D. | | |

Quantitation Results Report (QT Reviewed)

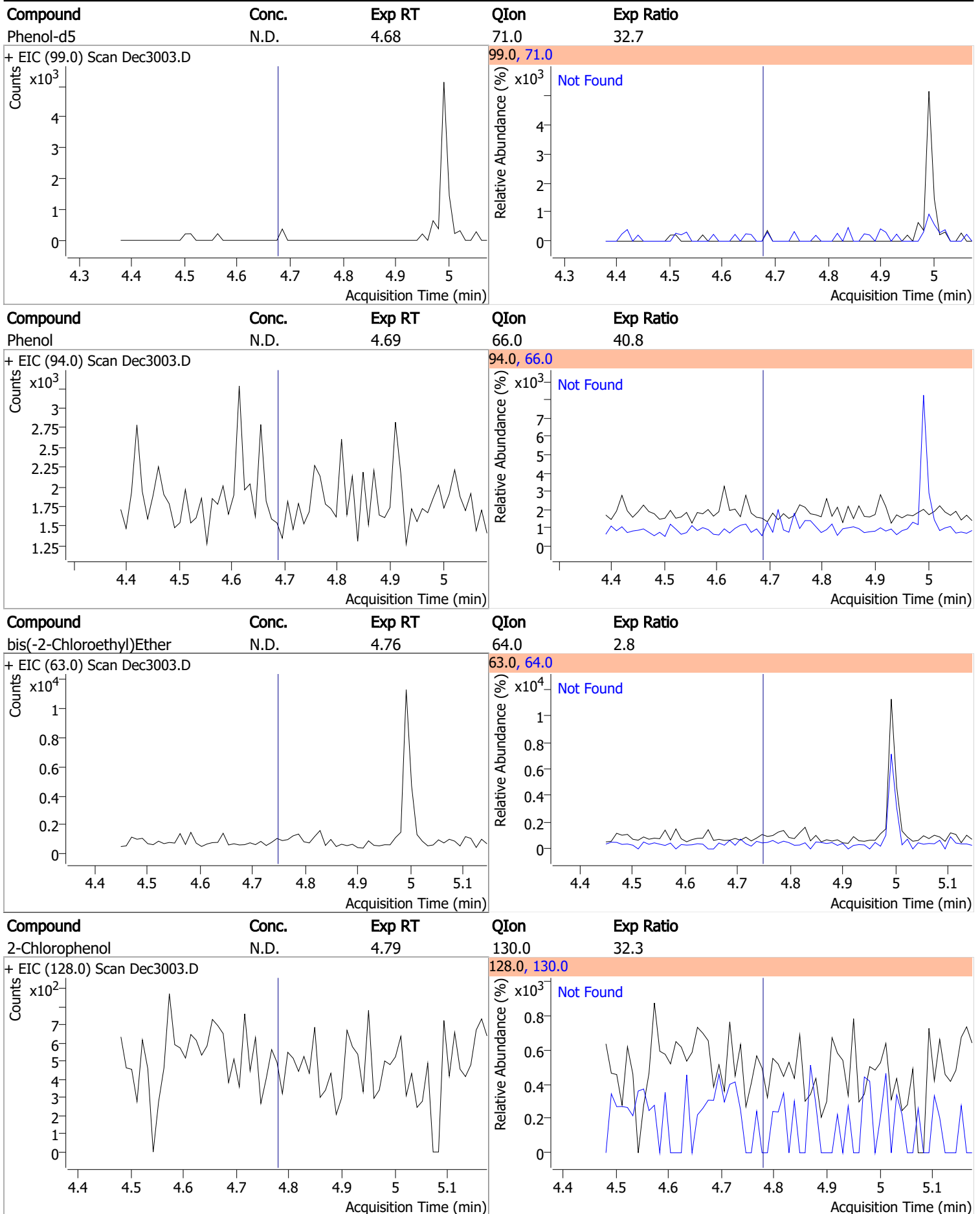
| Compound | RT | QIon | Resp. | Conc. | Units | Dev(Min) |
|---------------------------|-------|------|-------|-------|-------|----------|
| T Benzo(b)fluoranthene | 0.000 | | 0 | N.D. | | |
| T Benzo(k)fluoranthene | 0.000 | | 0 | N.D. | | |
| T Benzo(a)pyrene | 0.000 | | 0 | N.D. | | |
| T Indeno(1,2,3-c,d)pyrene | 0.000 | | 0 | N.D. | | |
| T Dibenzo(a,h)anthracene | 0.000 | | 0 | N.D. | | |
| T Benzo(g,h,i)perylene | 0.000 | | 0 | N.D. | | |

(#) = Qualifier Out of Range; (m) = Manual Integration; (+) = Area Summed; (*) = Surrogate Percent Recovery Out of Range; (d): Zeroed Peak

Quantitation Results Report (QT Reviewed)

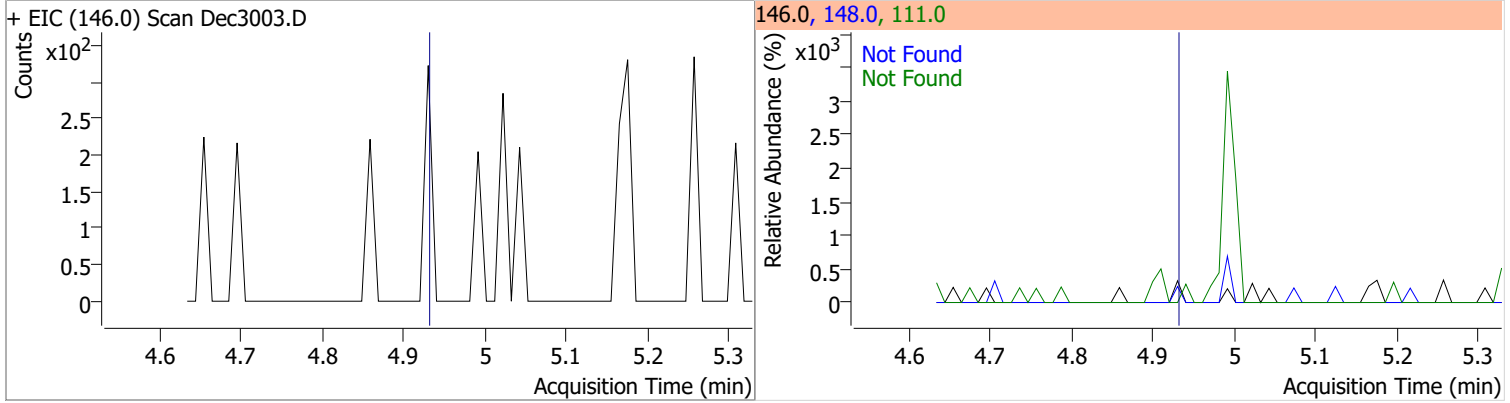
| Compound | Conc. | Exp RT | QIon | Exp Ratio | | |
|------------------------------|-------|--------|-------------------|-----------|------|-----------|
| N-Nitrosodimethylamine | N.D. | 2.49 | 42.0 | 184.8 | | |
| + EIC (74.0) Scan Dec3003.D | | | 74.0, 42.0 | | | |
| | | | | | | |
| Pyridine | N.D. | 2.52 | 52.0 | 135.8 | | |
| + EIC (79.0) Scan Dec3003.D | | | 79.0, 52.0 | | | |
| | | | | | | |
| 2-Fluorophenol | N.D. | 3.70 | 64.0 | 64.0 | QIon | Exp Ratio |
| | | | | | 92.0 | 20.3 |
| + EIC (112.0) Scan Dec3003.D | | | 112.0, 64.0, 92.0 | | | |
| | | | | | | |
| Aniline | N.D. | 4.66 | 66.0 | 41.6 | QIon | Exp Ratio |
| | | | | | 65.0 | 23.1 |
| + EIC (93.0) Scan Dec3003.D | | | 93.0, 66.0, 65.0 | | | |
| | | | | | | |

Quantitation Results Report (QT Reviewed)

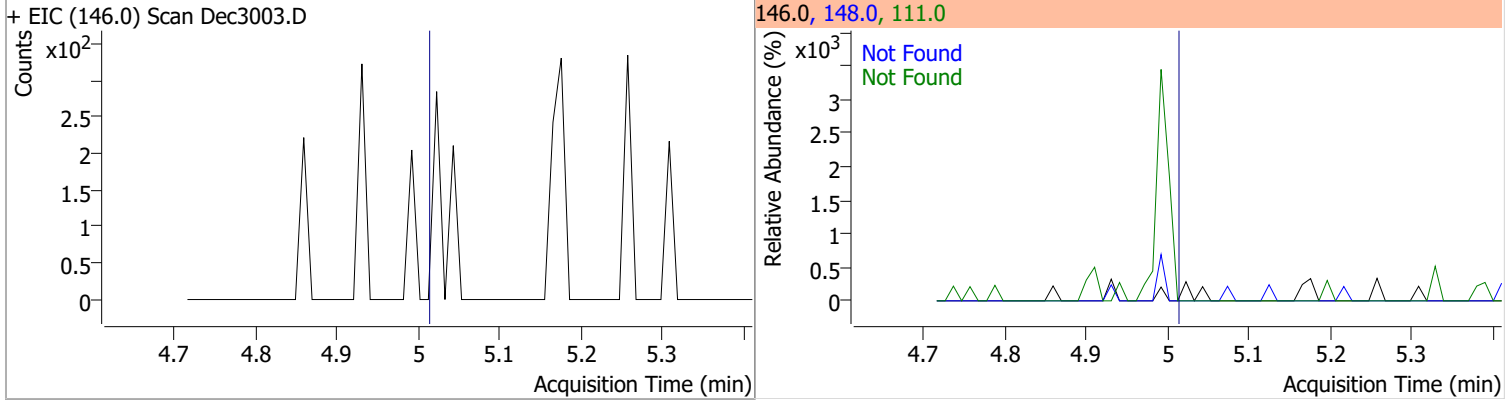


Quantitation Results Report (QT Reviewed)

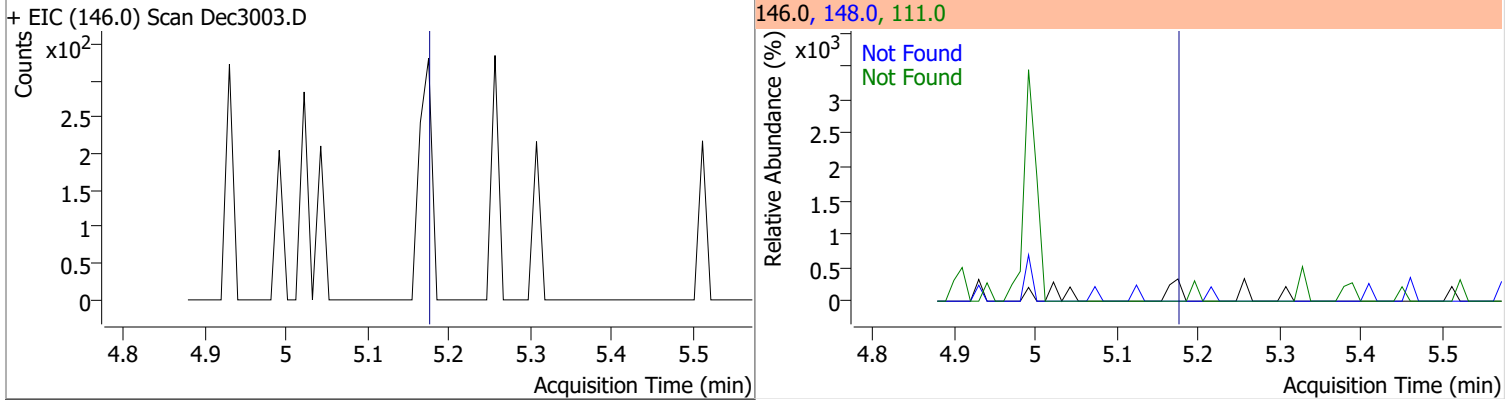
| Compound | Conc. | Exp RT | QIon | Exp Ratio | QIon | Exp Ratio |
|---------------------|-------|--------|-------|-----------|-------|-----------|
| 1,3-Dichlorobenzene | N.D. | 4.94 | 148.0 | 63.2 | 111.0 | 39.4 |



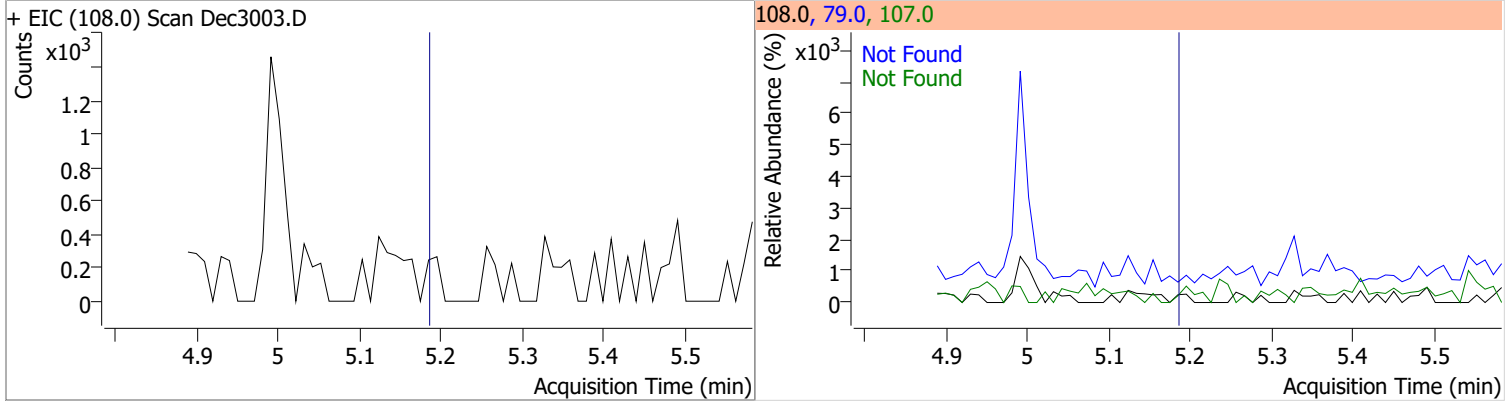
| Compound | Conc. | Exp RT | QIon | Exp Ratio | QIon | Exp Ratio |
|---------------------|-------|--------|-------|-----------|-------|-----------|
| 1,4-Dichlorobenzene | N.D. | 5.02 | 148.0 | 62.2 | 111.0 | 37.4 |



| Compound | Conc. | Exp RT | QIon | Exp Ratio | QIon | Exp Ratio |
|---------------------|-------|--------|-------|-----------|-------|-----------|
| 1,2-Dichlorobenzene | N.D. | 5.19 | 148.0 | 62.2 | 111.0 | 40.3 |



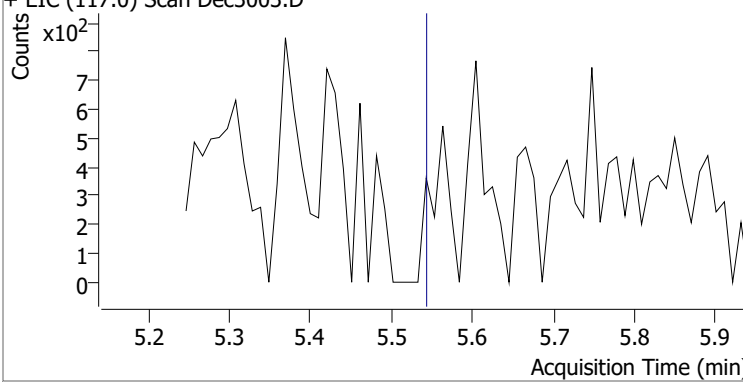
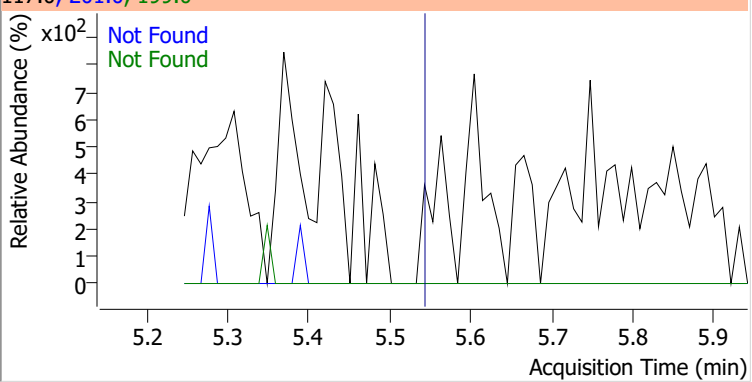
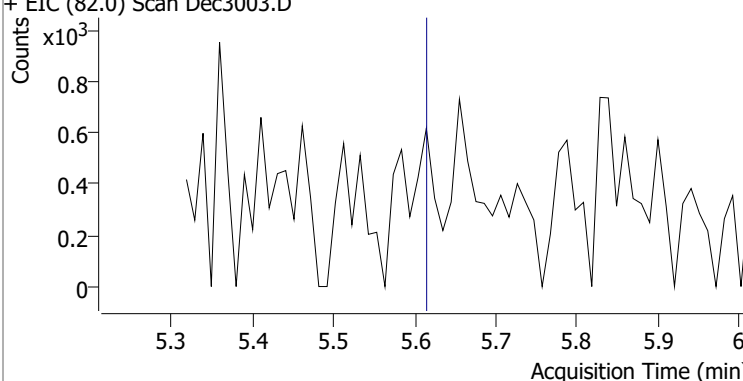
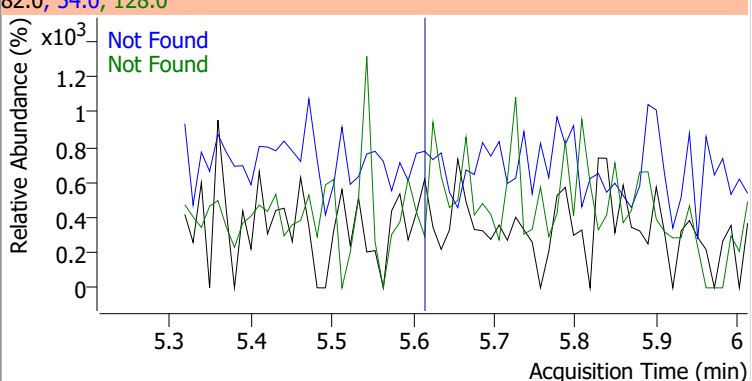
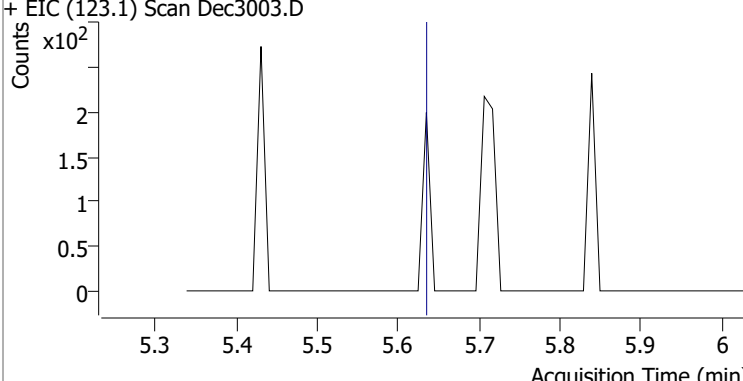
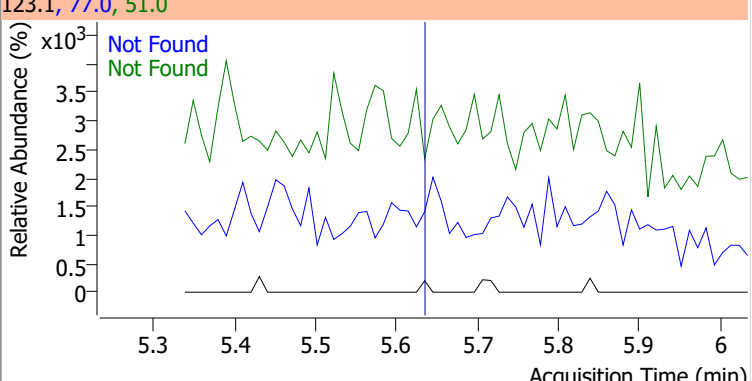
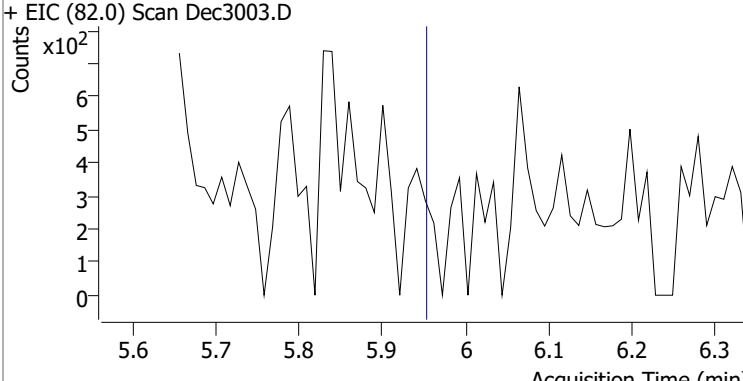
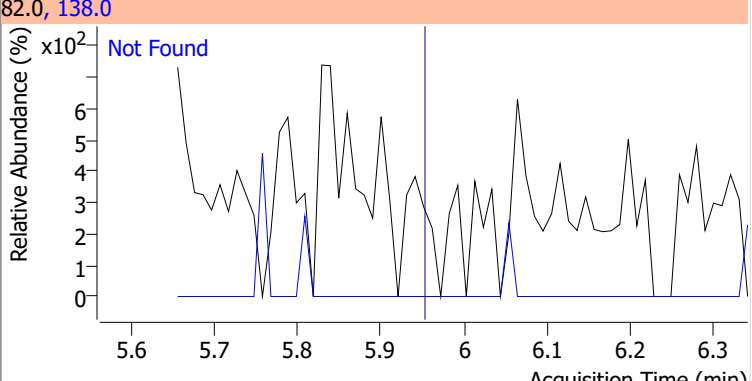
| Compound | Conc. | Exp RT | QIon | Exp Ratio | QIon | Exp Ratio |
|----------------|-------|--------|------|-----------|-------|-----------|
| Benzyl Alcohol | N.D. | 5.20 | 79.0 | 117.9 | 107.0 | 69.2 |



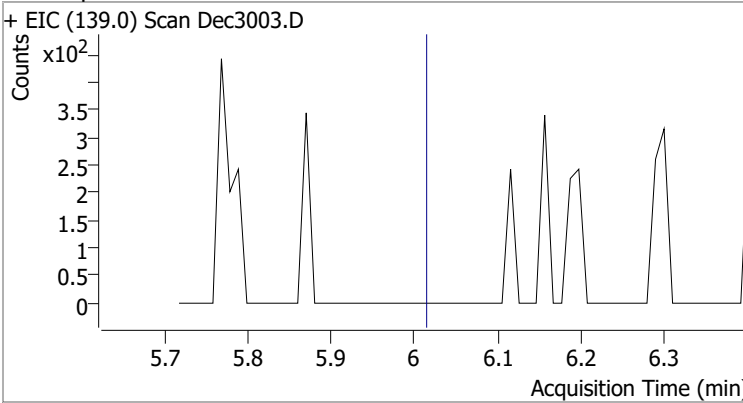
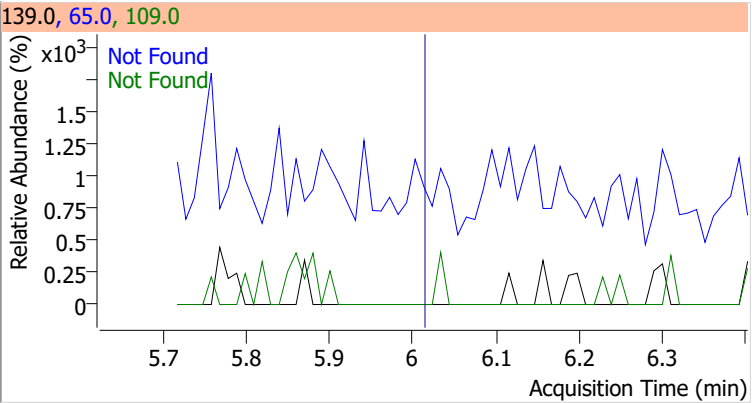
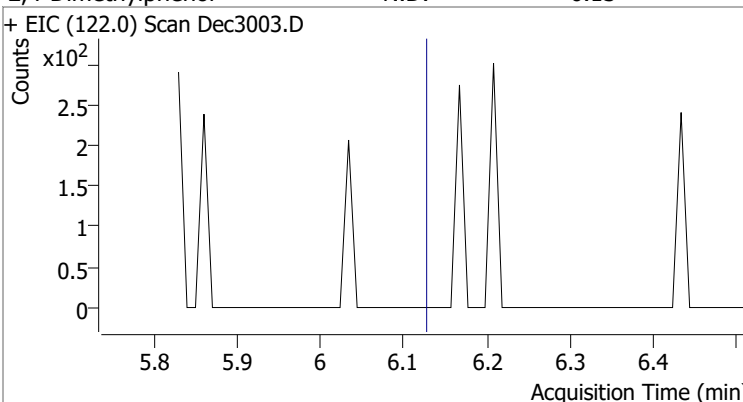
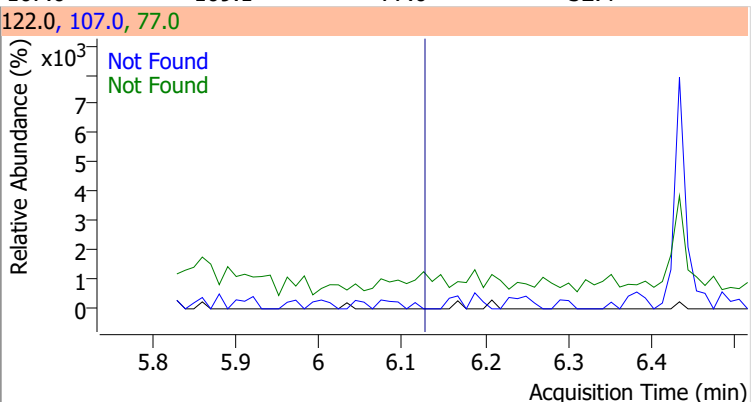
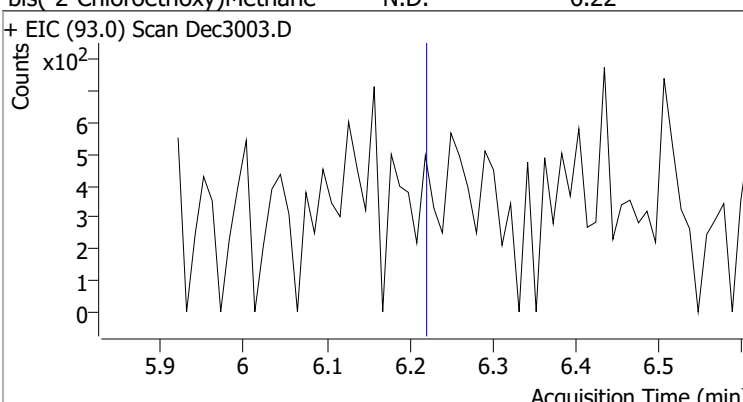
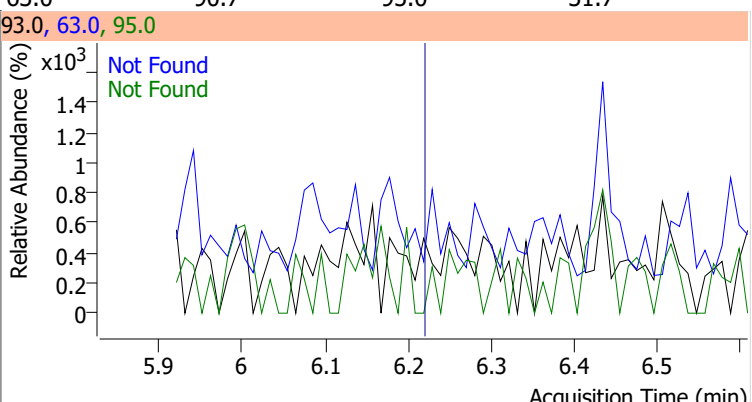
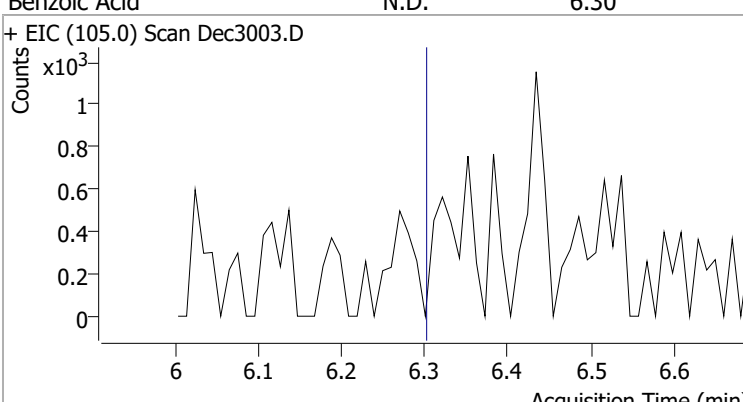
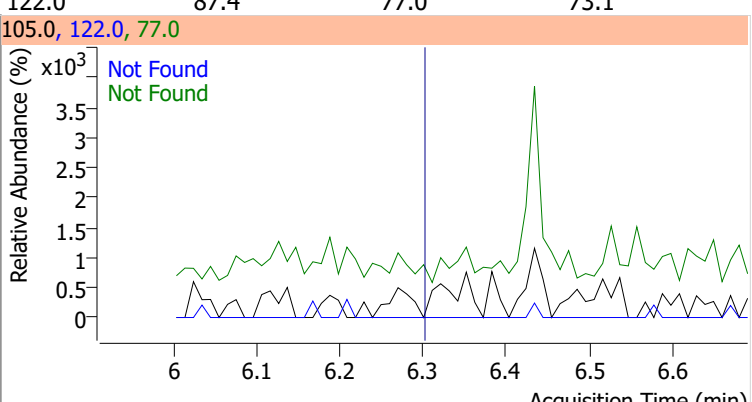
Quantitation Results Report (QT Reviewed)

| Compound | Conc. | Exp RT | QIon | Exp Ratio |
|------------------------------|-------|--------|--------------|-----------|
| bis(2-chloroisopropyl)Ether | N.D. | 5.34 | 123.0 | 32.7 |
| + EIC (121.0) Scan Dec3003.D | | | 121.0, 123.0 | |
| | | | | |
| 2-Methylphenol | N.D. | 5.34 | 108.0 | 117.6 |
| + EIC (107.0) Scan Dec3003.D | | | 107.0, 108.0 | |
| | | | | |
| N-nitroso-Di-n-propylamine | N.D. | 5.49 | 130.0 | 17.6 |
| + EIC (70.0) Scan Dec3003.D | | | 70.0, 130.0 | |
| | | | | |
| 4Methylphenol/3Methylphenol | N.D. | 5.52 | 108.0 | 81.4 |
| + EIC (107.0) Scan Dec3003.D | | | 107.0, 108.0 | |
| | | | | |

Quantitation Results Report (QT Reviewed)

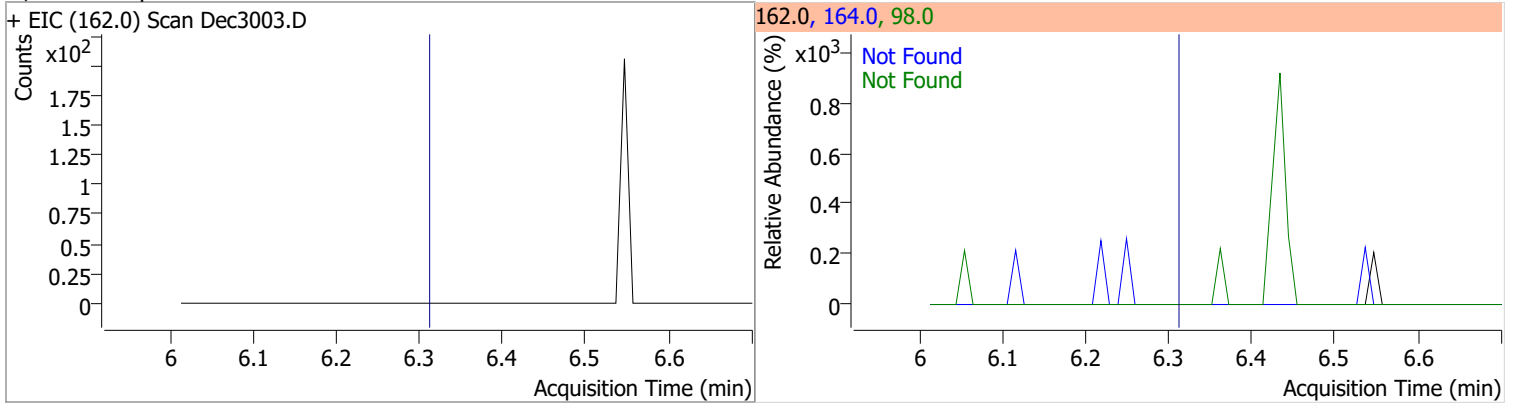
| Compound | Conc. | Exp RT | QIon | Exp Ratio | QIon | Exp Ratio |
|--|-------|--------|--|-----------|-------|-----------|
| Hexachloroethane | N.D. | 5.55 | 201.0 | 77.2 | 199.0 | 50.6 |
| + EIC (117.0) Scan Dec3003.D | | | 117.0, 201.0, 199.0 | | | |
|  | | |  | | | |
| Nitrobenzene-d5 | N.D. | 5.62 | 54.0 | 96.4 | 128.0 | 47.4 |
| + EIC (82.0) Scan Dec3003.D | | | 82.0, 54.0, 128.0 | | | |
|  | | |  | | | |
| Nitrobenzene | N.D. | 5.64 | 77.0 | 211.4 | 51.0 | 210.3 |
| + EIC (123.1) Scan Dec3003.D | | | 123.1, 77.0, 51.0 | | | |
|  | | |  | | | |
| Isophorone | N.D. | 5.95 | 138.0 | 19.1 | | |
| + EIC (82.0) Scan Dec3003.D | | | 82.0, 138.0 | | | |
|  | | |  | | | |

Quantitation Results Report (QT Reviewed)

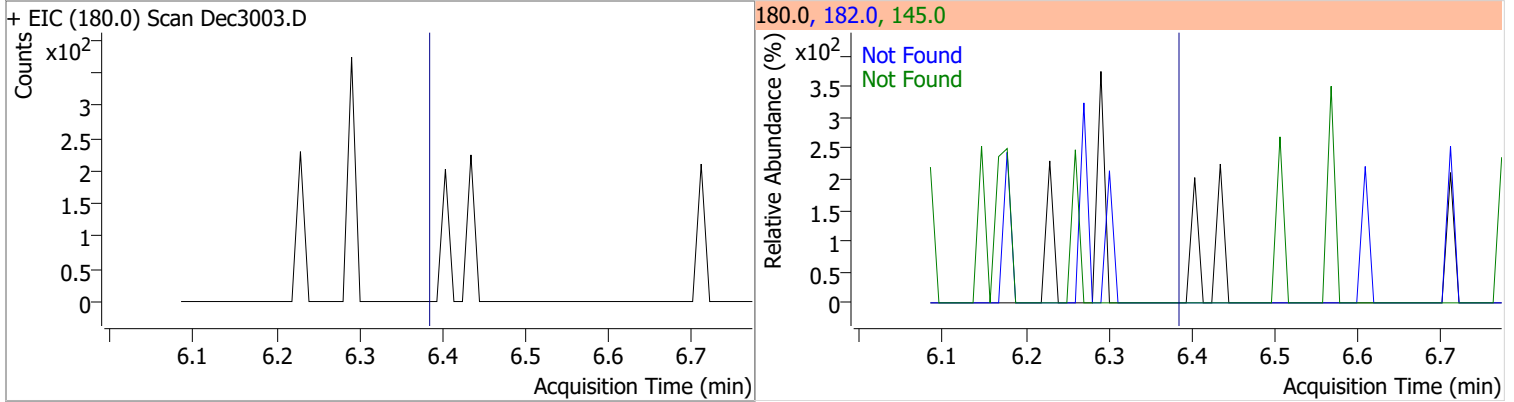
| Compound | Conc. | Exp RT | QIon | Exp Ratio | QIon | Exp Ratio |
|--|-------|--------|--|-----------|-------|-----------|
| 2-Nitrophenol | N.D. | 6.01 | 65.0 | 57.4 | 109.0 | 32.8 |
| + EIC (139.0) Scan Dec3003.D | | | 139.0, 65.0, 109.0 | | | |
|  | | |  | | | |
| 2,4-Dimethylphenol | N.D. | 6.13 | 107.0 | 109.1 | 77.0 | 32.4 |
| + EIC (122.0) Scan Dec3003.D | | | 122.0, 107.0, 77.0 | | | |
|  | | |  | | | |
| bis(-2-Chloroethoxy)Methane | N.D. | 6.22 | 63.0 | 90.7 | 95.0 | 31.7 |
| + EIC (93.0) Scan Dec3003.D | | | 93.0, 63.0, 95.0 | | | |
|  | | |  | | | |
| Benzoic Acid | N.D. | 6.30 | 122.0 | 87.4 | 77.0 | 73.1 |
| + EIC (105.0) Scan Dec3003.D | | | 105.0, 122.0, 77.0 | | | |
|  | | |  | | | |

Quantitation Results Report (QT Reviewed)

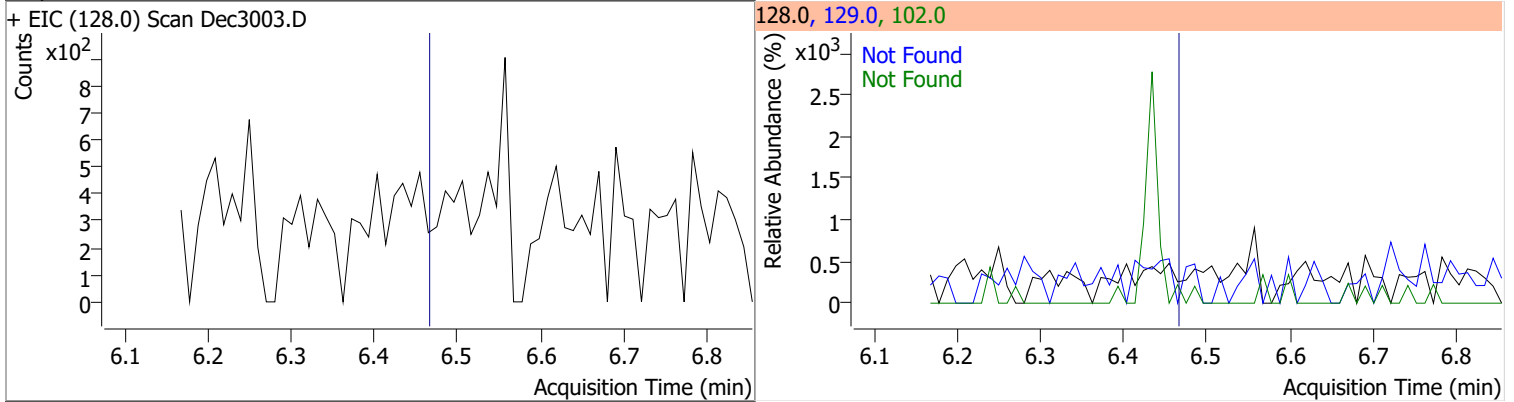
| Compound | Conc. | Exp RT | QIon | Exp Ratio | QIon | Exp Ratio |
|--------------------|-------|--------|-------|-----------|------|-----------|
| 2,4-Dichlorophenol | N.D. | 6.31 | 164.0 | 62.0 | 98.0 | 32.4 |



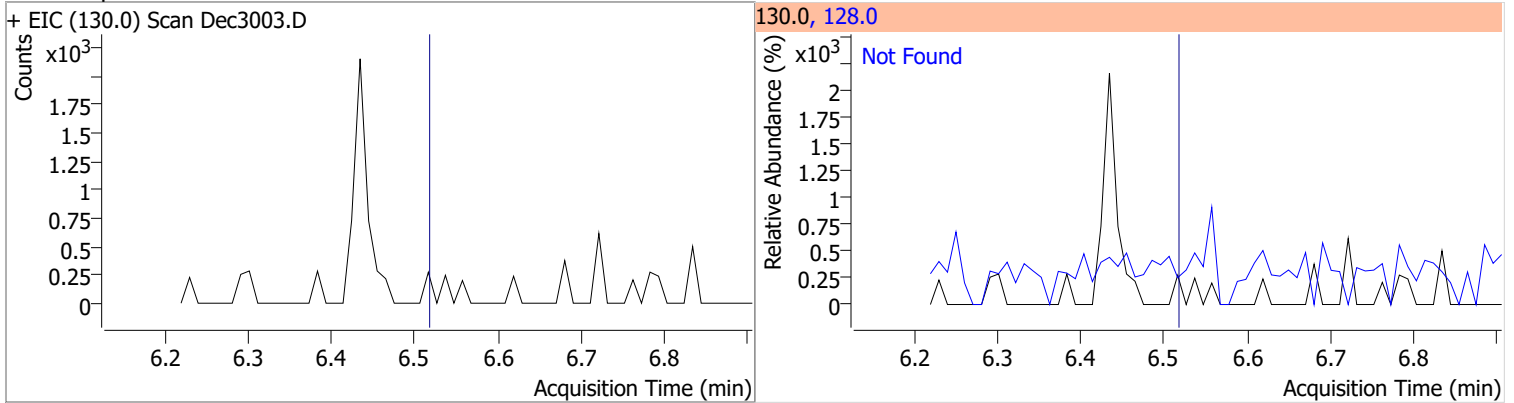
| Compound | Conc. | Exp RT | QIon | Exp Ratio | QIon | Exp Ratio |
|------------------------|-------|--------|-------|-----------|-------|-----------|
| 1,2,4-Trichlorobenzene | N.D. | 6.38 | 182.0 | 94.1 | 145.0 | 30.4 |



| Compound | Conc. | Exp RT | QIon | Exp Ratio | QIon | Exp Ratio |
|-------------|-------|--------|-------|-----------|-------|-----------|
| Naphthalene | N.D. | 6.46 | 129.0 | 10.9 | 102.0 | 9.3 |

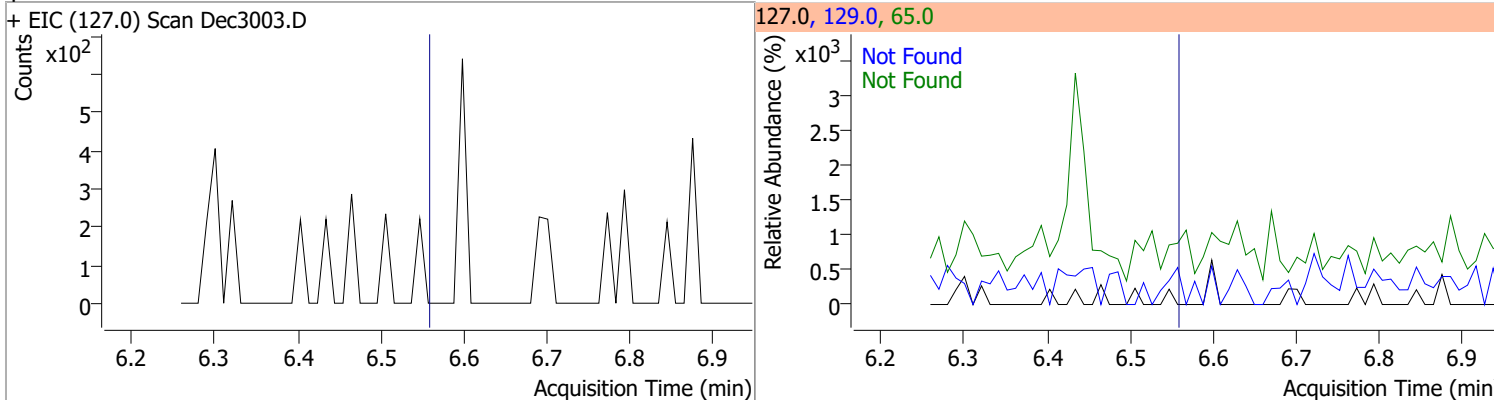


| Compound | Conc. | Exp RT | QIon | Exp Ratio |
|----------------|-------|--------|-------|-----------|
| 4-Chlorophenol | N.D. | 6.52 | 128.0 | 309.7 |

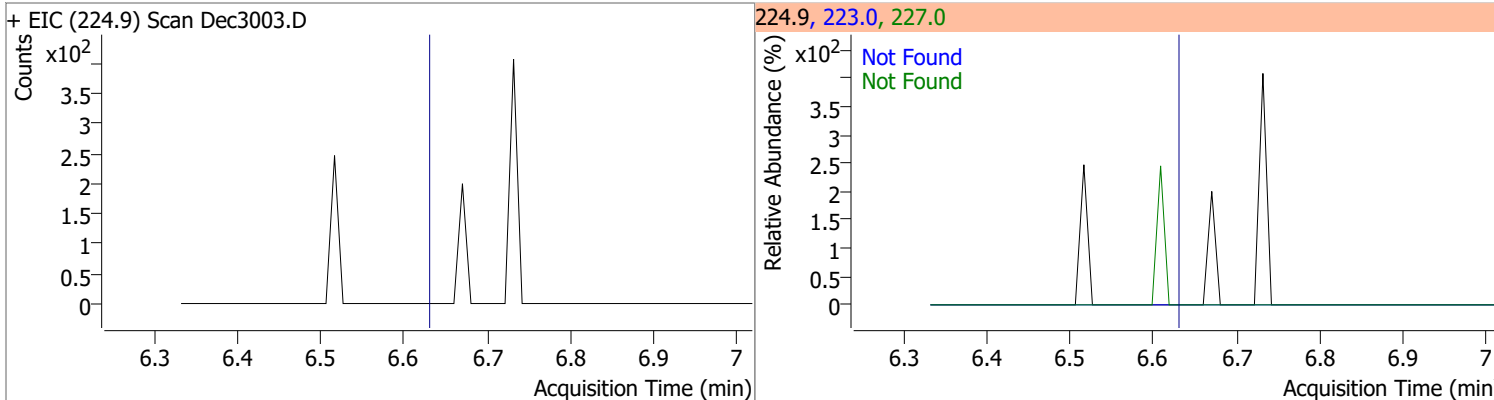


Quantitation Results Report (QT Reviewed)

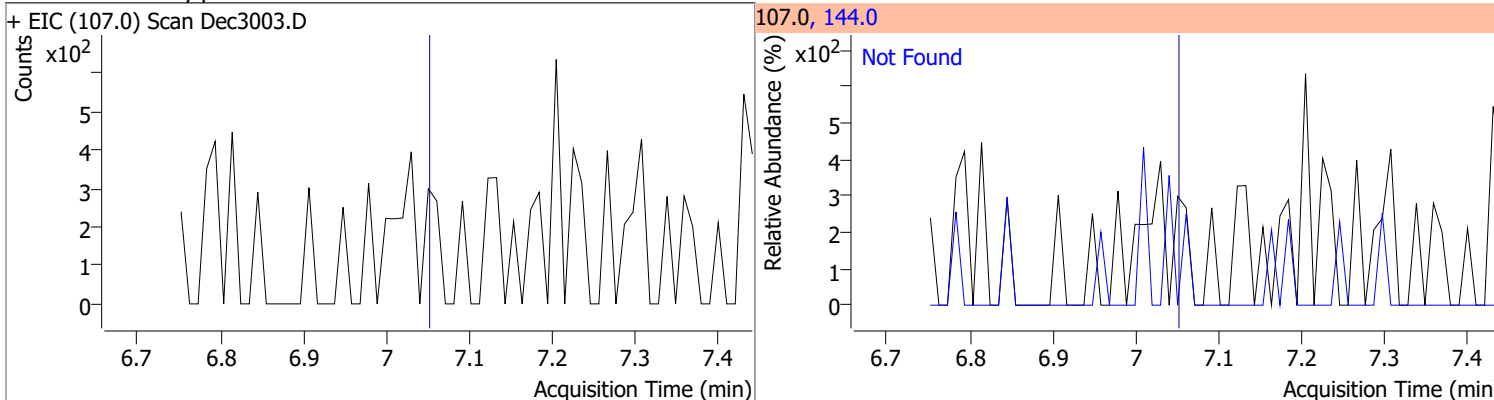
| Compound | Conc. | Exp RT | QIon | Exp Ratio | QIon | Exp Ratio |
|-----------------|-------|--------|------|-----------|-------|-----------|
| p-Chloroaniline | N.D. | 6.56 | 65.0 | 37.5 | 129.0 | 29.2 |



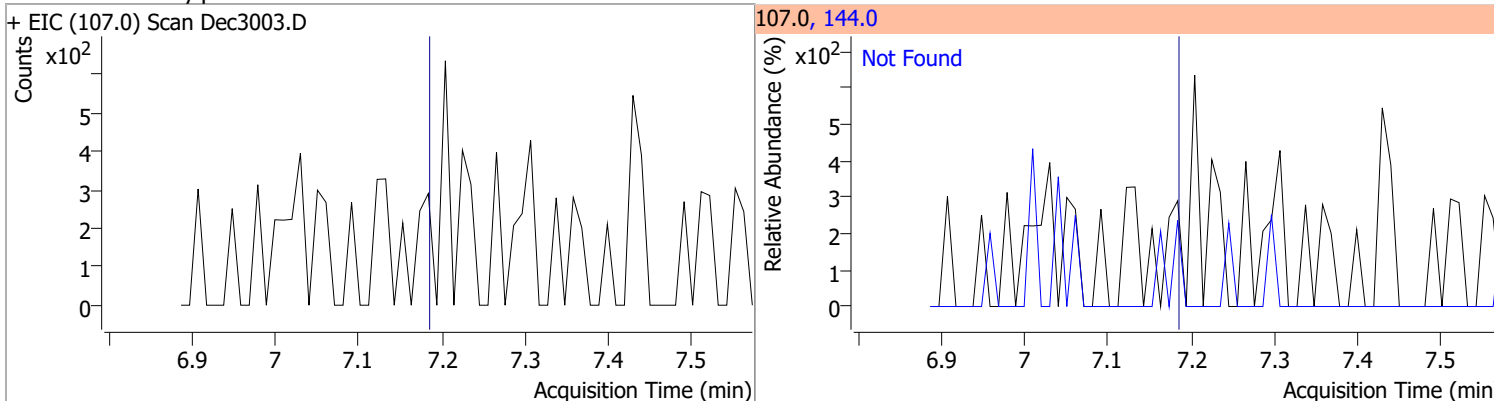
| Compound | Conc. | Exp RT | QIon | Exp Ratio | QIon | Exp Ratio |
|---------------------|-------|--------|-------|-----------|-------|-----------|
| Hexachlorobutadiene | N.D. | 6.63 | 227.0 | 66.6 | 223.0 | 60.8 |



| Compound | Conc. | Exp RT | QIon | Exp Ratio |
|-------------------------|-------|--------|-------|-----------|
| 4-Chloro-2-Methylphenol | N.D. | 7.05 | 144.0 | 26.6 |



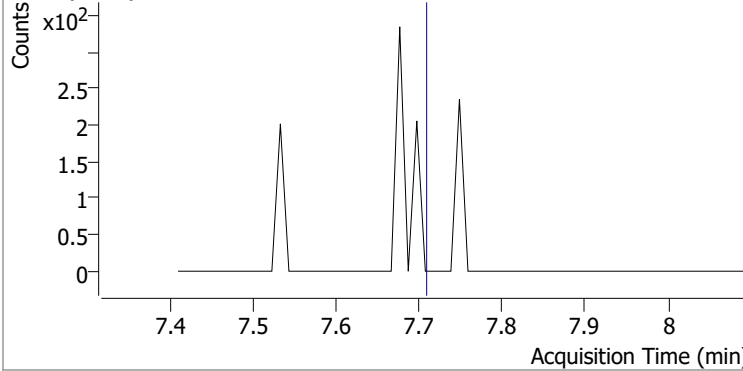
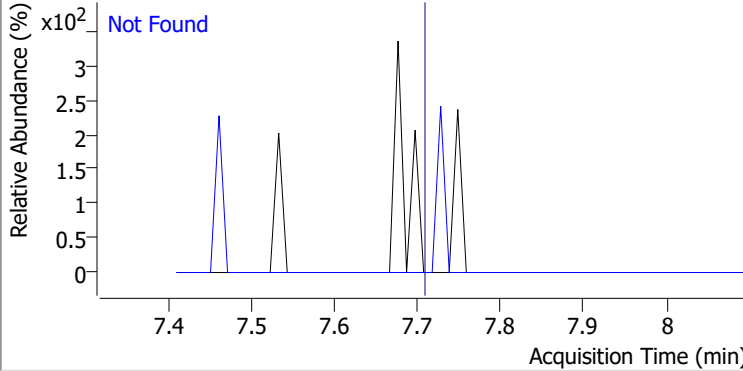
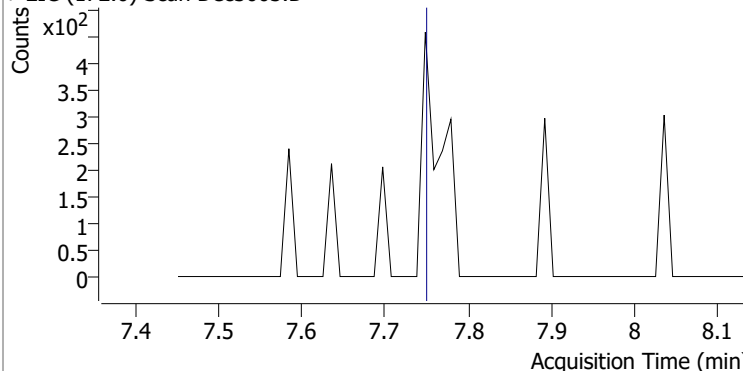
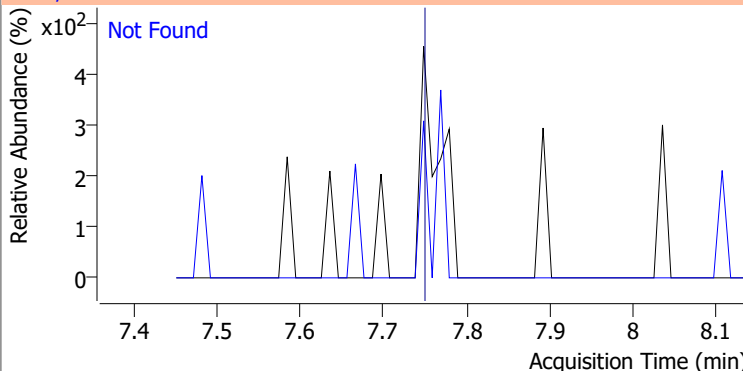
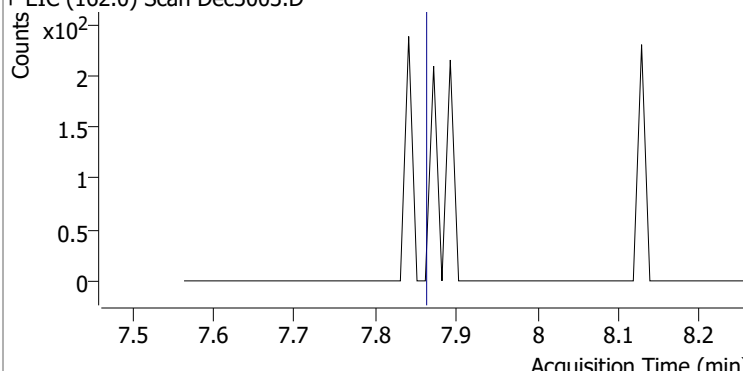
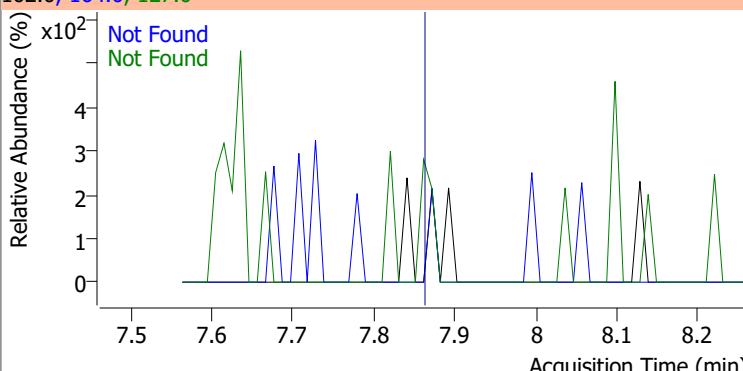
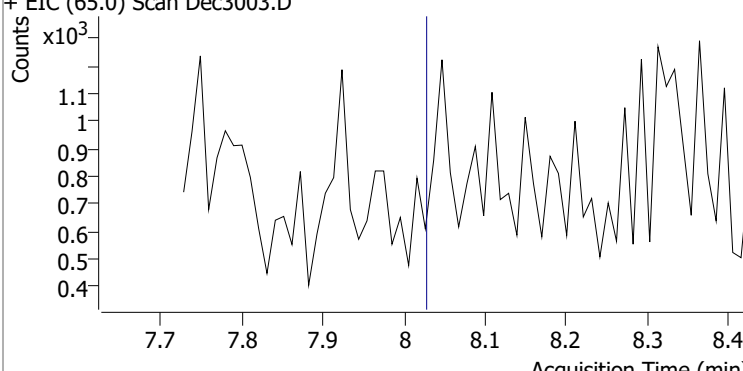
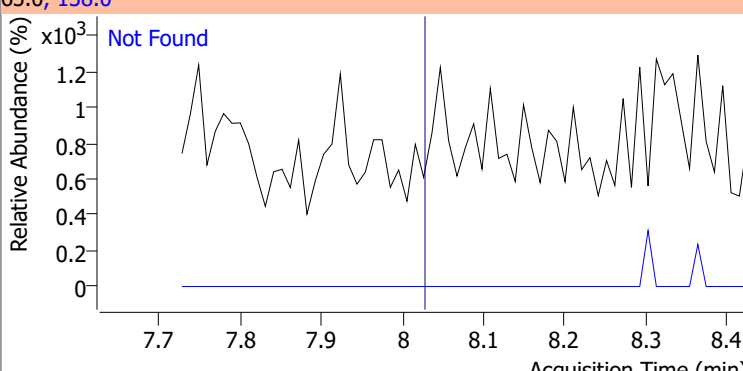
| Compound | Conc. | Exp RT | QIon | Exp Ratio |
|-------------------------|-------|--------|-------|-----------|
| 4-Chloro-3-Methylphenol | N.D. | 7.18 | 144.0 | 27.6 |



Quantitation Results Report (QT Reviewed)

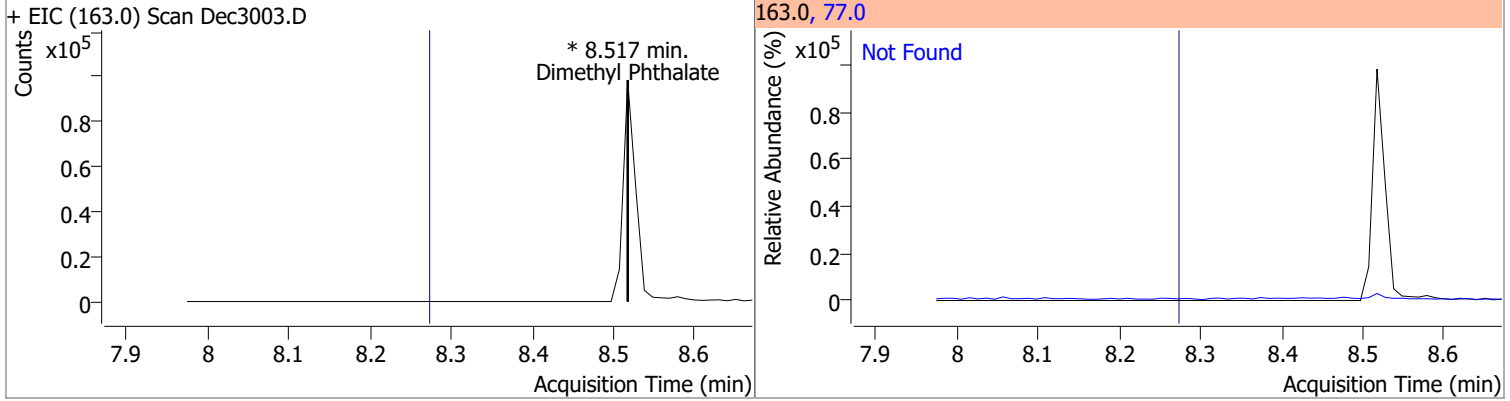
| Compound | Conc. | Exp RT | QIon | Exp Ratio | QIon | Exp Ratio |
|------------------------------|-------|--------|---------------------|-----------|-------|-----------|
| 2-Methylnaphthalene | N.D. | 7.29 | 142.0 | 114.8 | 115.0 | 42.0 |
| + EIC (141.0) Scan Dec3003.D | | | 141.0, 142.0, 115.0 | | | |
| | | | | | | |
| 1-Methylnaphthalene | N.D. | 7.40 | 142.0 | 111.0 | 115.0 | 42.5 |
| + EIC (141.0) Scan Dec3003.D | | | 141.0, 142.0, 115.0 | | | |
| | | | | | | |
| Hexachlorocyclopentadiene | N.D. | 7.48 | 234.9 | 64.7 | 238.9 | 64.1 |
| + EIC (236.9) Scan Dec3003.D | | | 236.9, 238.9, 234.9 | | | |
| | | | | | | |
| 2,4,6-Trichlorophenol | N.D. | 7.65 | 198.0 | 94.4 | | |
| + EIC (196.0) Scan Dec3003.D | | | 196.0, 198.0 | | | |
| | | | | | | |

Quantitation Results Report (QT Reviewed)

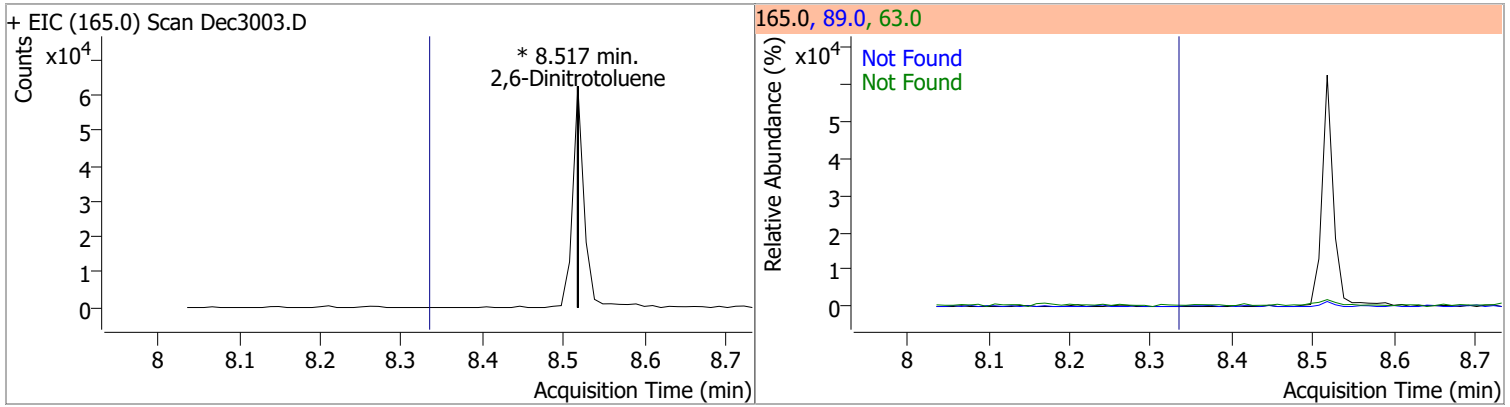
| Compound | Conc. | Exp RT | QIon | Exp Ratio | | |
|--|--|--------|---------------------|-----------|------|-----------|
| 2,4,5-Trichlorophenol | N.D. | 7.71 | 198.0 | 94.9 | | |
| + EIC (196.0) Scan Dec3003.D | | | 196.0, 198.0 | | | |
|  |  | | | | | |
| 2-Fluorobiphenyl | N.D. | 7.75 | 171.0 | 35.0 | | |
| + EIC (172.0) Scan Dec3003.D | | | 172.0, 171.0 | | | |
|  |  | | | | | |
| 2-Chloronaphthalene | N.D. | 7.86 | 127.0 | 39.2 | QIon | Exp Ratio |
| + EIC (162.0) Scan Dec3003.D | | | 162.0, 164.0, 127.0 | | | |
|  |  | | | | | |
| 2-Nitroaniline | N.D. | 8.03 | 138.0 | 99.6 | | |
| + EIC (65.0) Scan Dec3003.D | | | 65.0, 138.0 | | | |
|  |  | | | | | |

Quantitation Results Report (QT Reviewed)

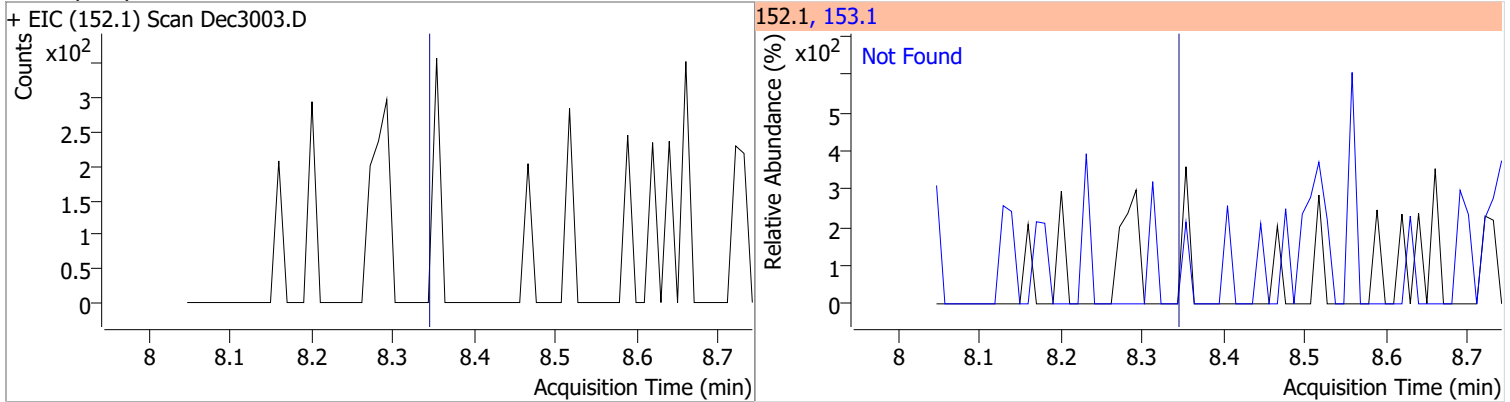
| Compound | Conc. | RT | Dev(Min) | Resp. | QIon | QRatio | Lower | Upper |
|--------------------|-------|----|----------|-------|------|--------|-------|-------|
| Dimethyl Phthalate | 0 | 0 | | 0 | 77.0 | | 15.1 | 28.0 |



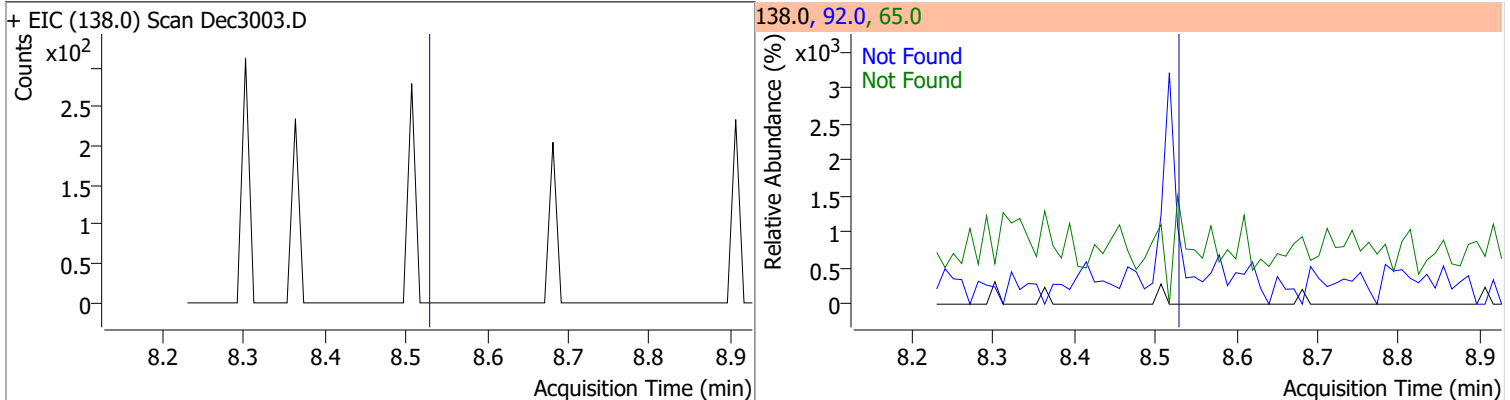
| Compound | Conc. | RT | Dev(Min) | Resp. | QIon | QRatio | Lower | Upper |
|--------------------|-------|----|----------|-------|--------------|--------|---------------|---------------|
| 2,6-Dinitrotoluene | 0 | 0 | | 0 | 63.0 89.0 | | 135.1 47.4 | 250.9 88.1 |



| Compound | Conc. | Exp RT | QIon | Exp Ratio |
|----------------|-------|--------|-------|-----------|
| Acenaphthylene | N.D. | 8.34 | 153.1 | 13.9 |

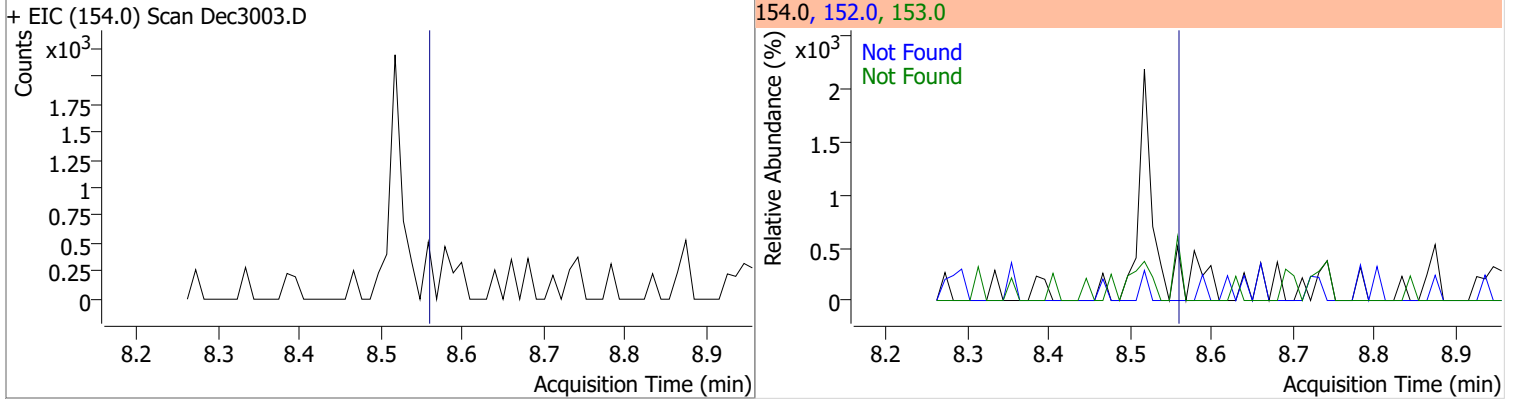


| Compound | Conc. | Exp RT | QIon | Exp Ratio | QIon | Exp Ratio |
|----------------|-------|--------|------|-----------|------|-----------|
| 3-Nitroaniline | N.D. | 8.53 | 65.0 | 157.8 | 92.0 | 118.6 |

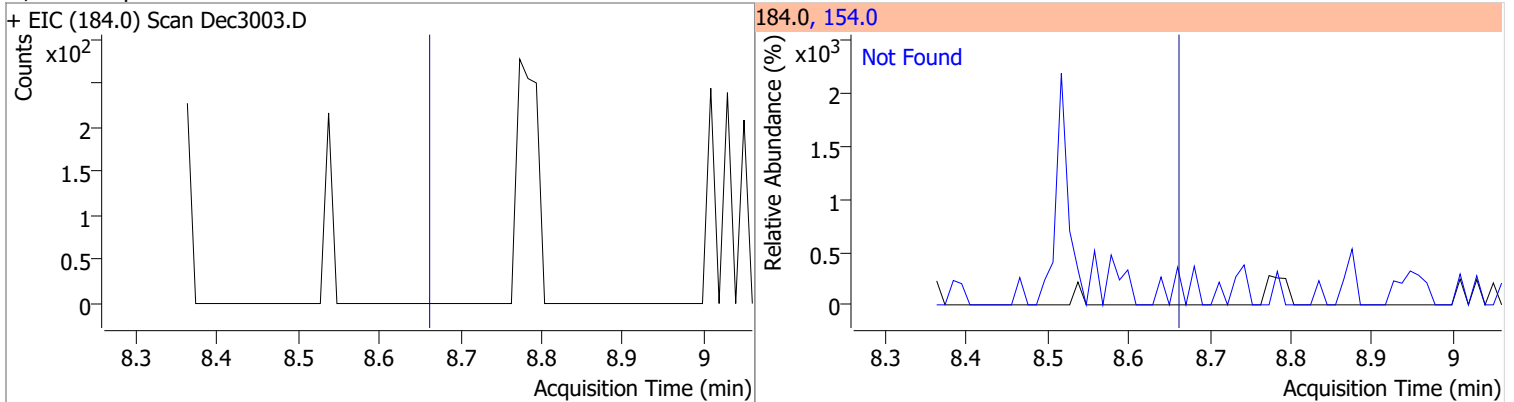


Quantitation Results Report (QT Reviewed)

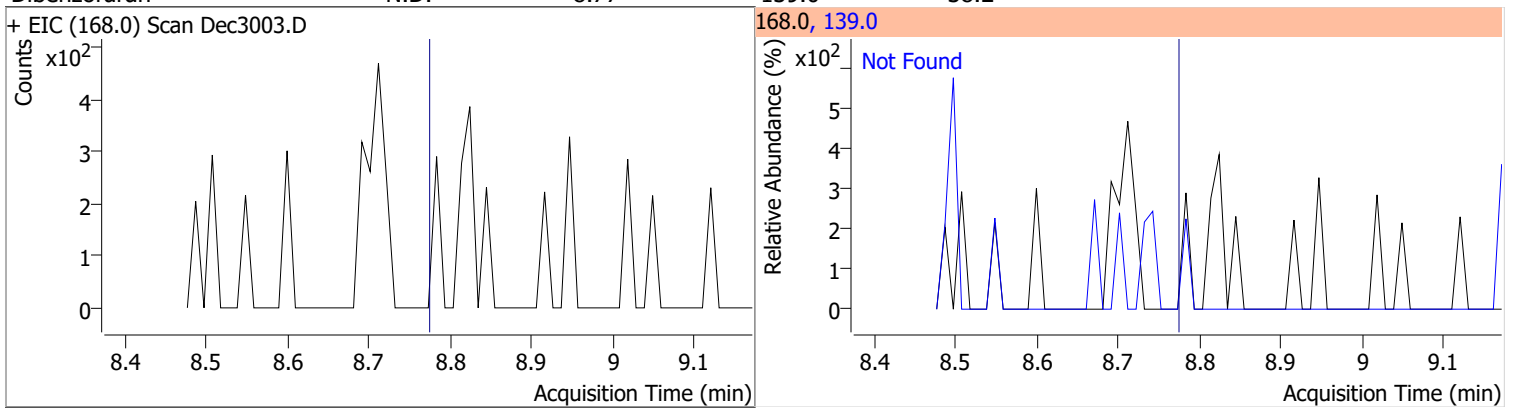
| Compound | Conc. | Exp RT | QIon | Exp Ratio | QIon | Exp Ratio |
|--------------|-------|--------|-------|-----------|-------|-----------|
| Acenaphthene | N.D. | 8.56 | 153.0 | 109.6 | 152.0 | 52.7 |



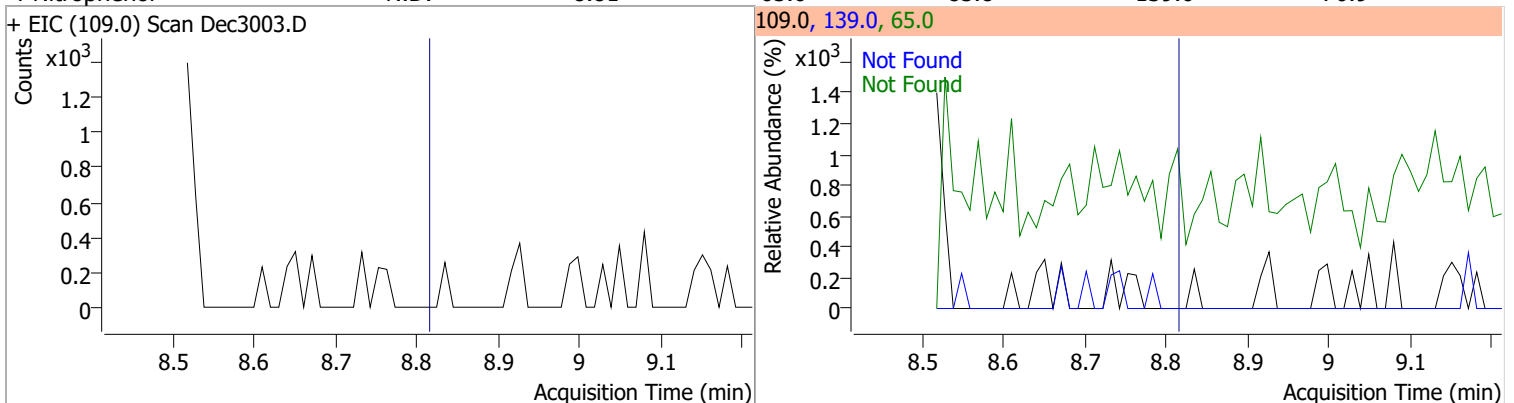
| Compound | Conc. | Exp RT | QIon | Exp Ratio |
|-------------------|-------|--------|-------|-----------|
| 2,4-Dinitrophenol | N.D. | 8.66 | 154.0 | 55.5 |



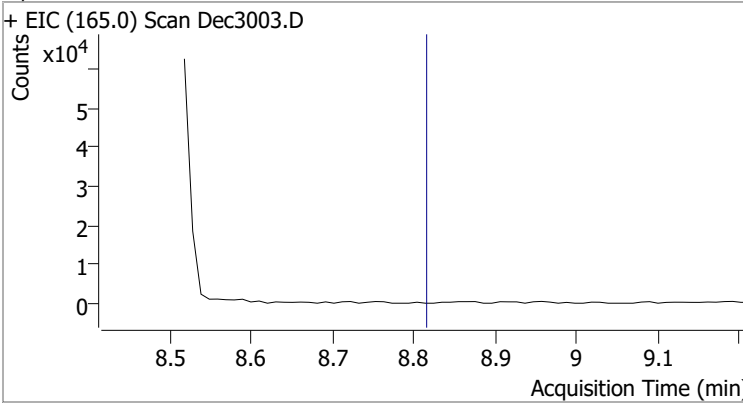
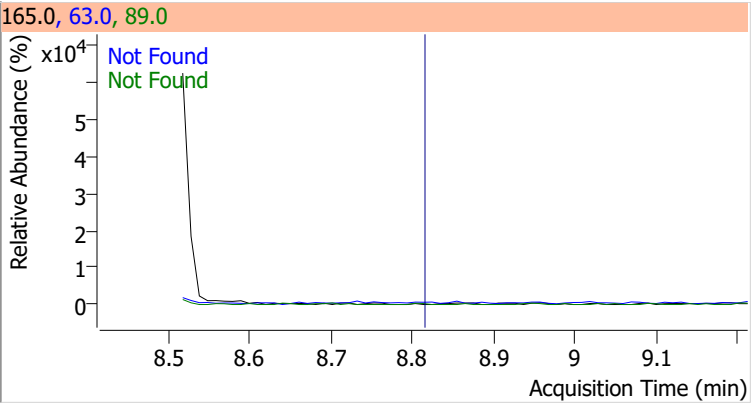
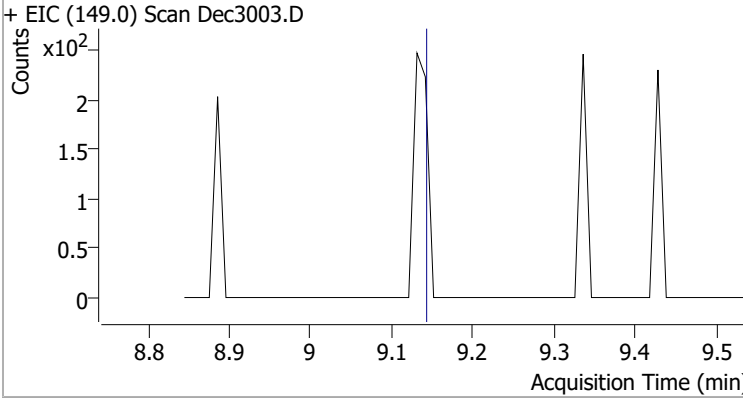
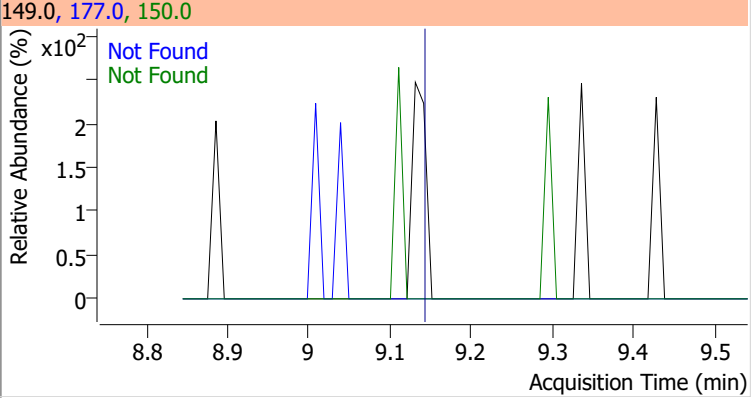
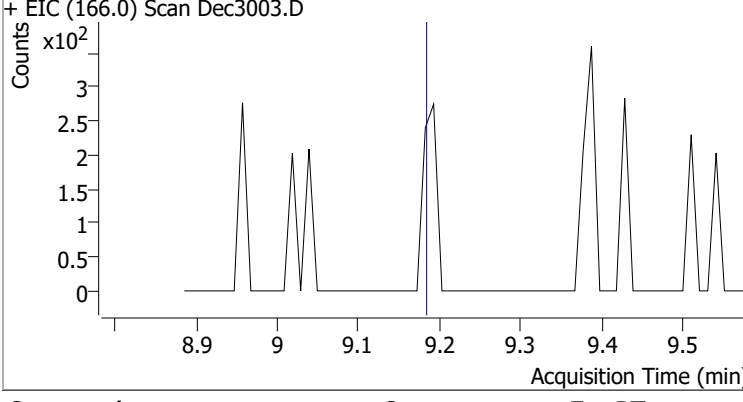
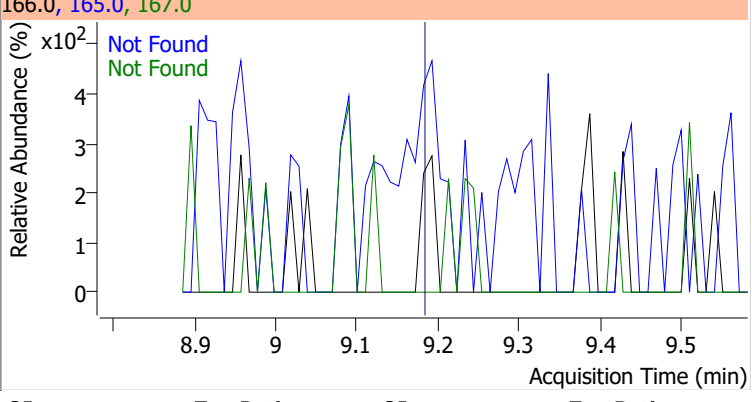
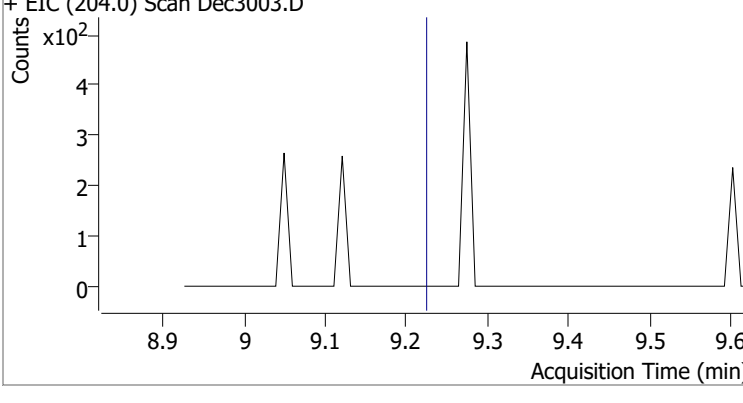
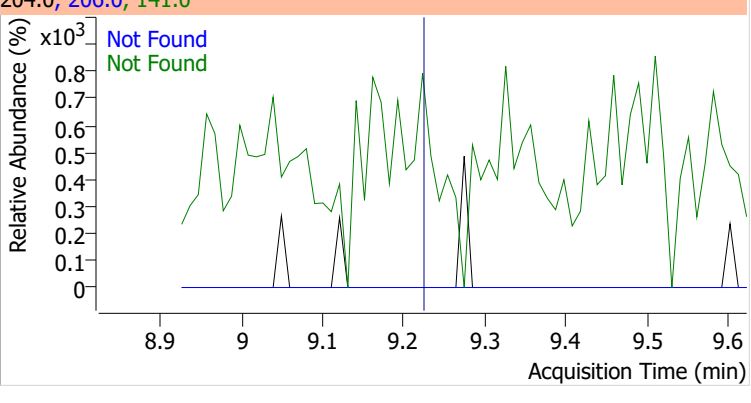
| Compound | Conc. | Exp RT | QIon | Exp Ratio |
|--------------|-------|--------|-------|-----------|
| Dibenzofuran | N.D. | 8.77 | 139.0 | 38.2 |



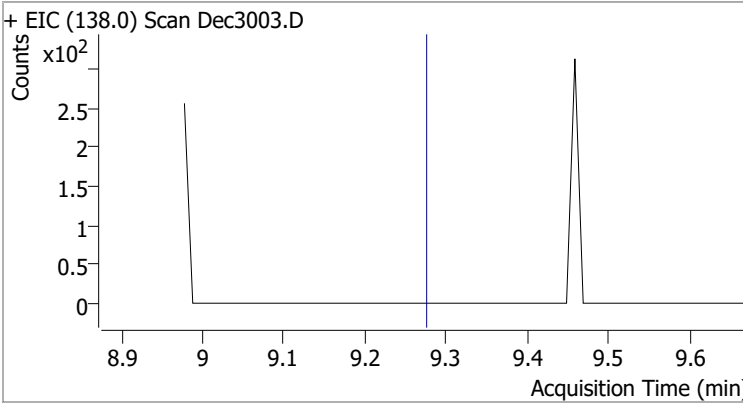
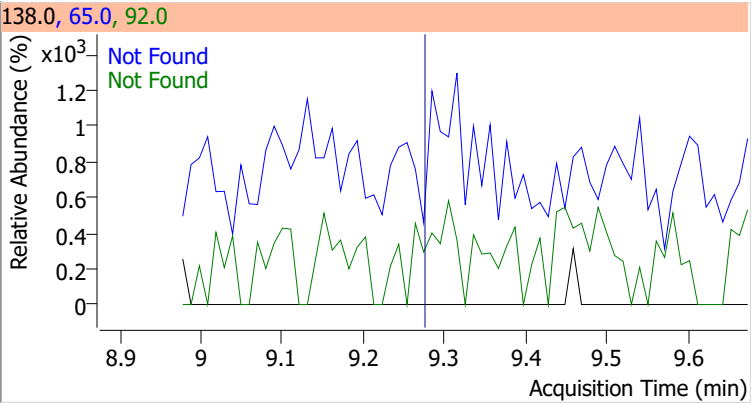
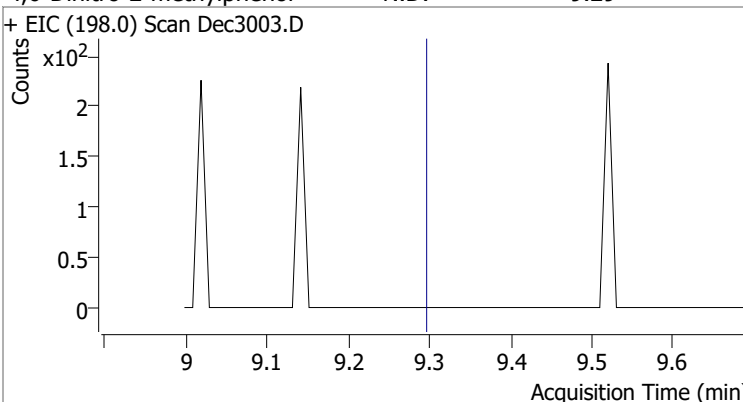
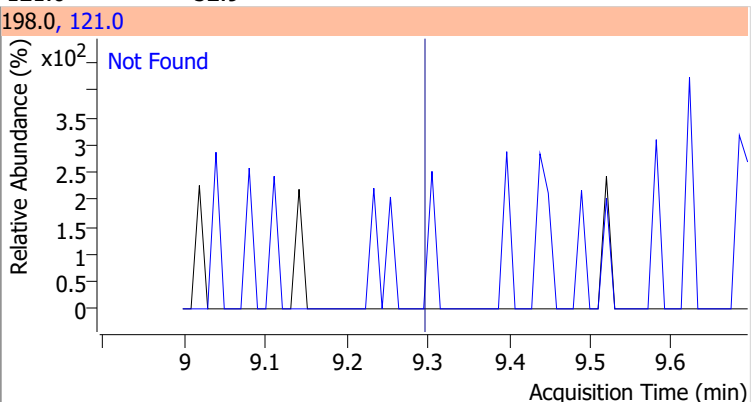
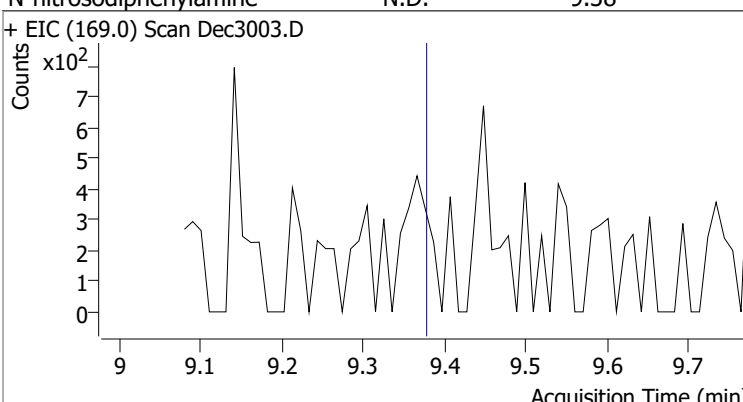
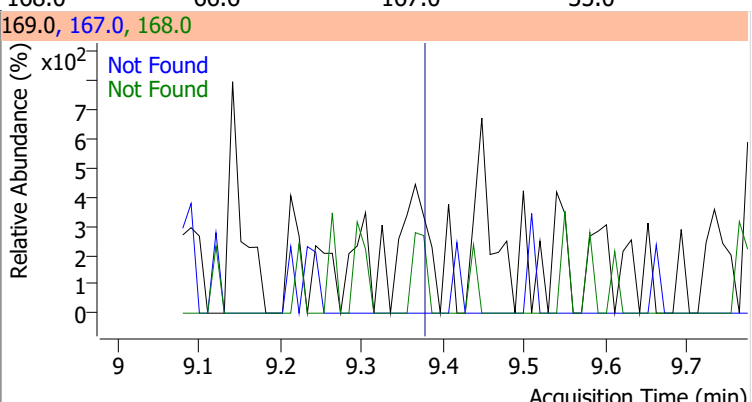
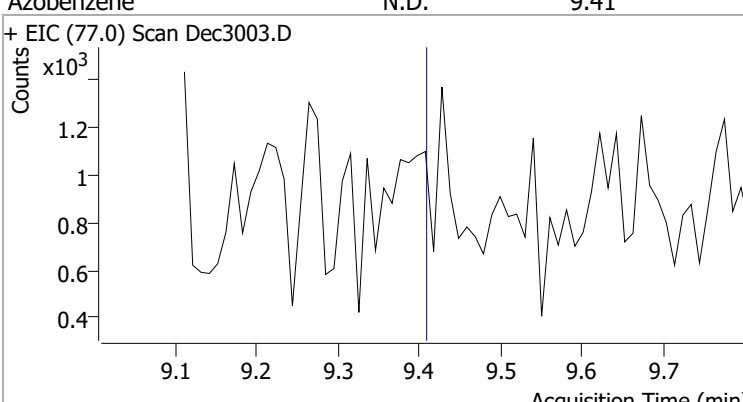
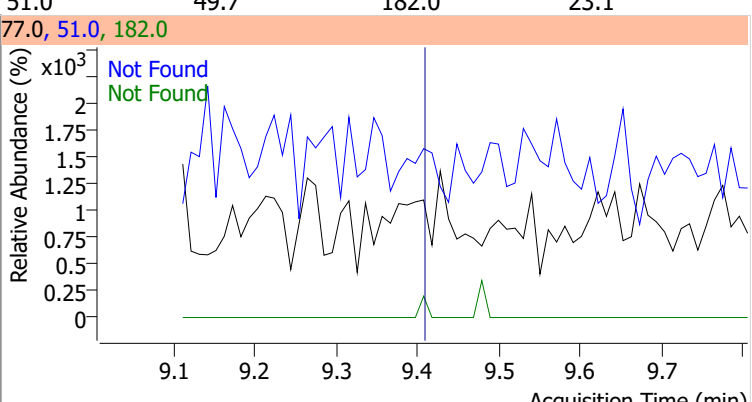
| Compound | Conc. | Exp RT | QIon | Exp Ratio | QIon | Exp Ratio |
|---------------|-------|--------|------|-----------|-------|-----------|
| 4-Nitrophenol | N.D. | 8.81 | 65.0 | 85.8 | 139.0 | 70.9 |



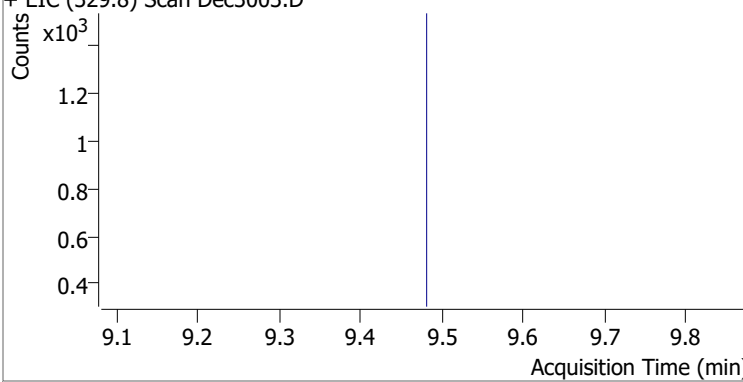
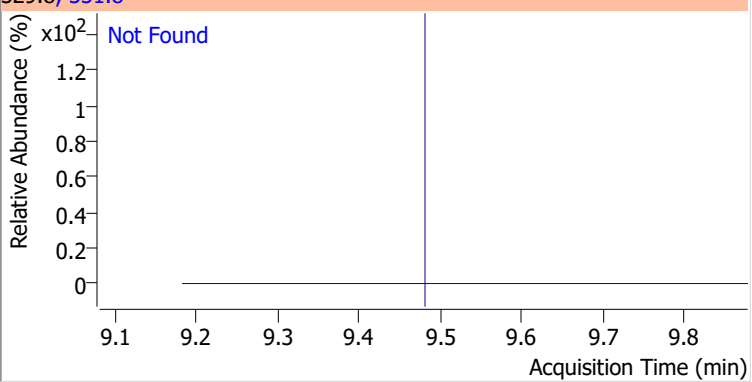
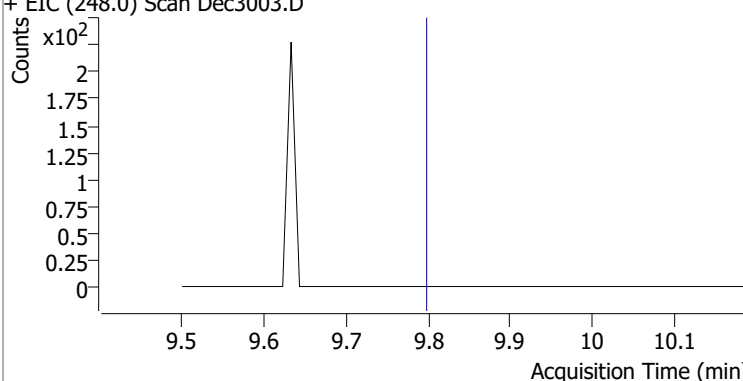
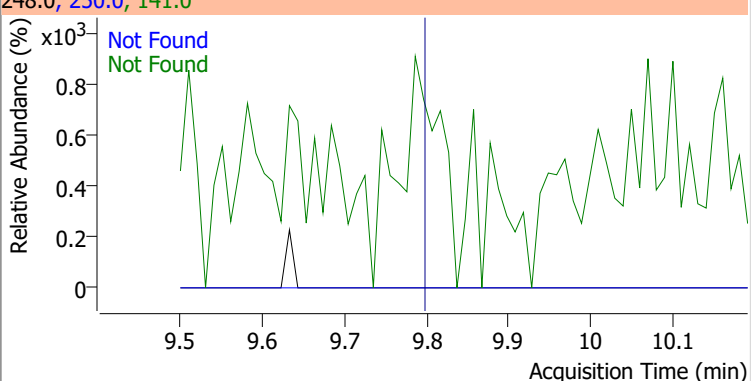
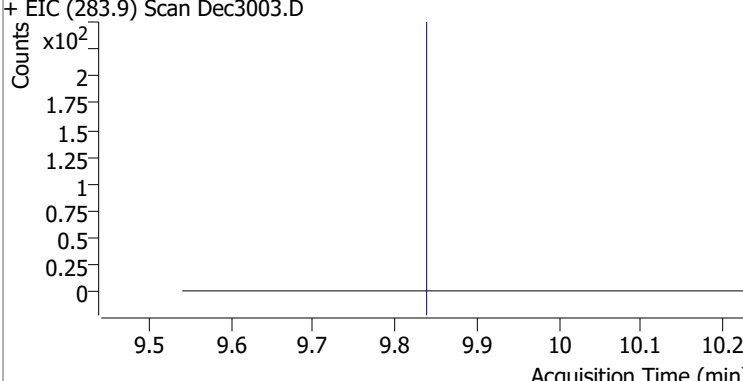
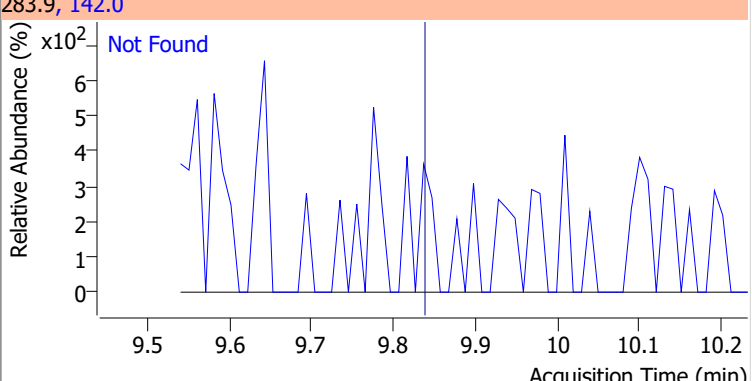
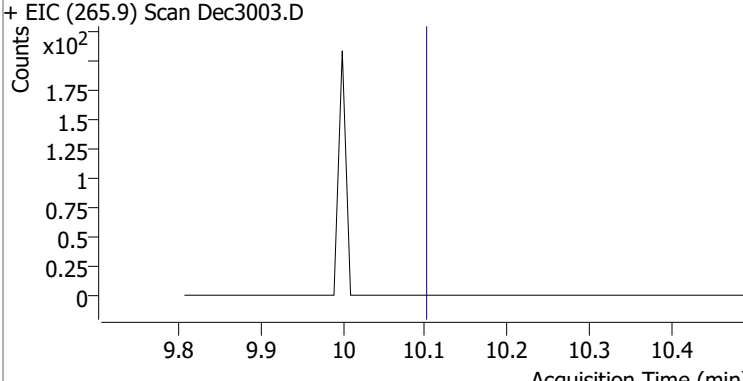
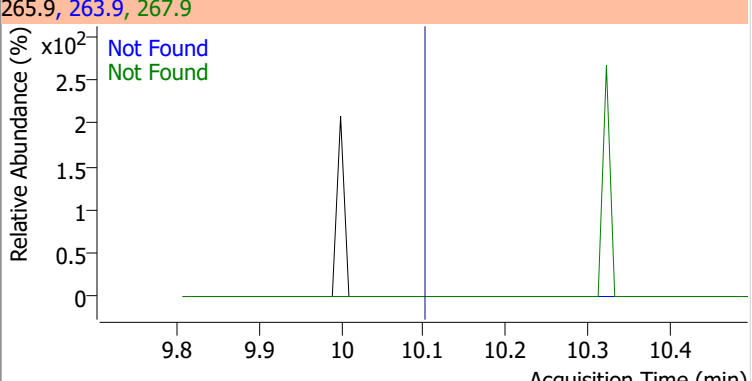
Quantitation Results Report (QT Reviewed)

| Compound | Conc. | Exp RT | QIon | Exp Ratio | QIon | Exp Ratio |
|--|-------|--------|--|-----------|-------|-----------|
| 2,4-Dinitrotoluene | N.D. | 8.81 | 63.0 | 89.4 | 89.0 | 79.1 |
| + EIC (165.0) Scan Dec3003.D | | | 165.0, 63.0, 89.0 | | | |
|  | | |  | | | |
| Diethylphthalate | N.D. | 9.14 | 177.0 | 19.4 | 150.0 | 12.3 |
| + EIC (149.0) Scan Dec3003.D | | | 149.0, 177.0, 150.0 | | | |
|  | | |  | | | |
| Fluorene | N.D. | 9.18 | 165.0 | 88.8 | 167.0 | 12.9 |
| + EIC (166.0) Scan Dec3003.D | | | 166.0, 165.0, 167.0 | | | |
|  | | |  | | | |
| 4-Chlorophenyl-phenylether | N.D. | 9.22 | 141.0 | 65.7 | 206.0 | 32.4 |
| + EIC (204.0) Scan Dec3003.D | | | 204.0, 206.0, 141.0 | | | |
|  | | |  | | | |

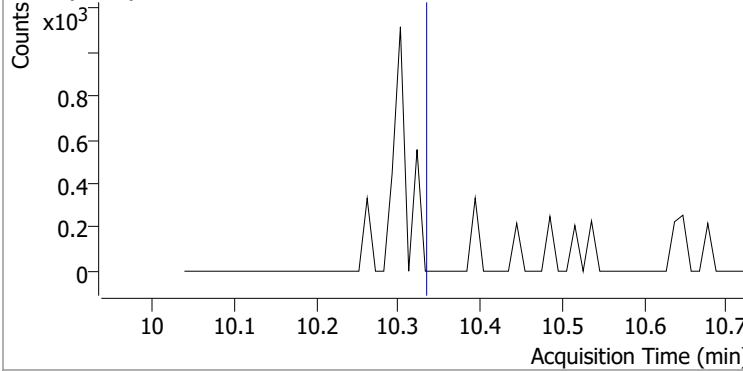
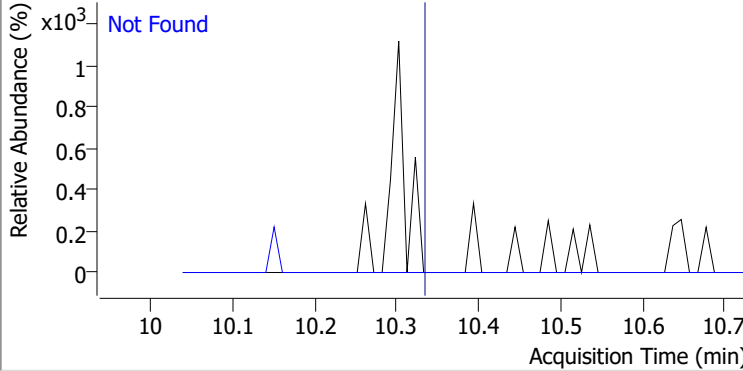
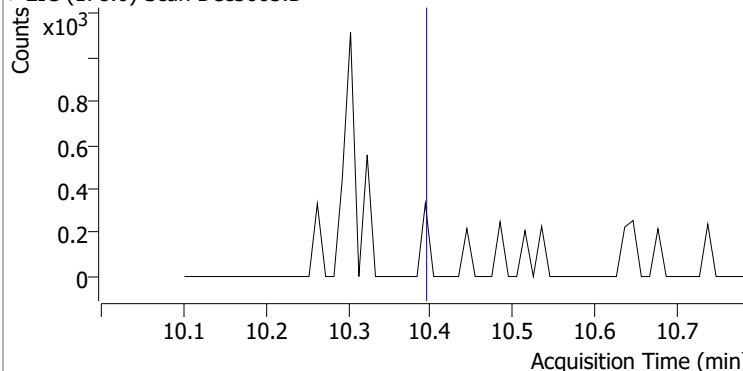
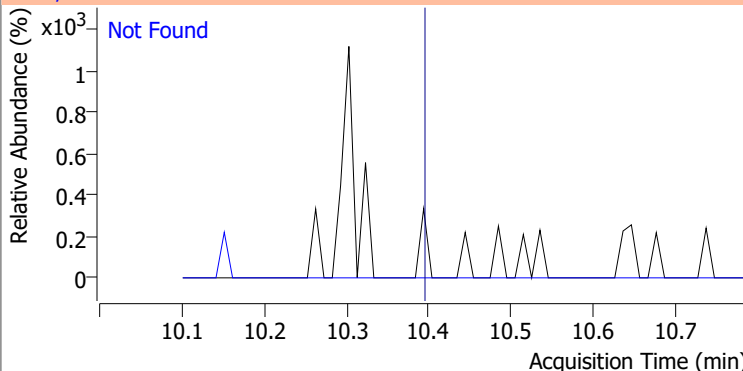
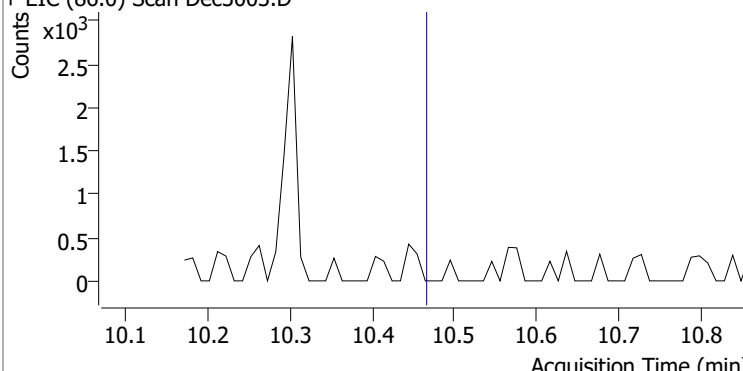
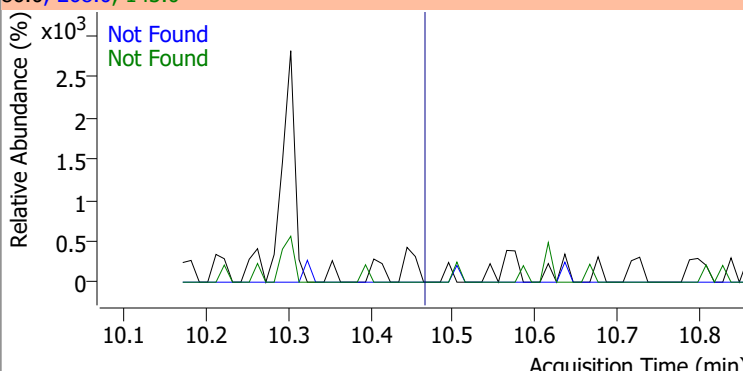
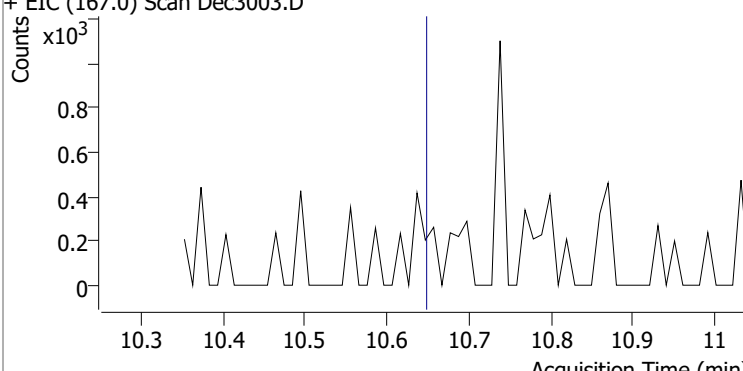
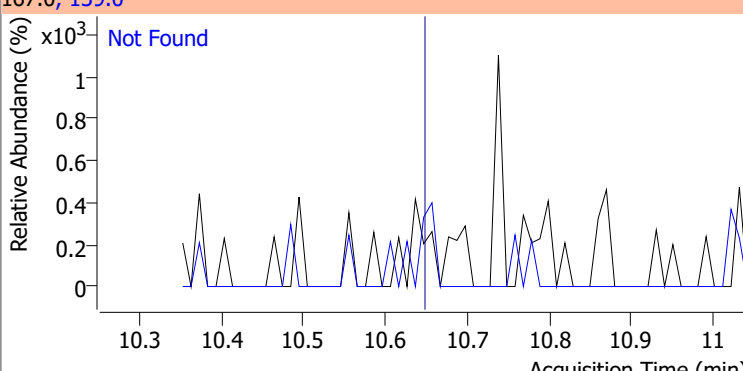
Quantitation Results Report (QT Reviewed)

| Compound | Conc. | Exp RT | QIon | Exp Ratio | QIon | Exp Ratio |
|--|-------|--------|--|-----------|-------|-----------|
| 4-Nitroaniline | N.D. | 9.27 | 65.0 | 131.3 | 92.0 | 49.5 |
| + EIC (138.0) Scan Dec3003.D | | | 138.0, 65.0, 92.0 | | | |
|  | | |  | | | |
| 4,6-Dinitro-2-methylphenol | N.D. | 9.29 | 121.0 | 52.9 | | |
| + EIC (198.0) Scan Dec3003.D | | | 198.0, 121.0 | | | |
|  | | |  | | | |
| N-nitrosodiphenylamine | N.D. | 9.38 | 168.0 | 66.6 | 167.0 | 35.0 |
| + EIC (169.0) Scan Dec3003.D | | | 169.0, 167.0, 168.0 | | | |
|  | | |  | | | |
| Azobenzene | N.D. | 9.41 | 51.0 | 49.7 | 182.0 | 23.1 |
| + EIC (77.0) Scan Dec3003.D | | | 77.0, 51.0, 182.0 | | | |
|  | | |  | | | |

Quantitation Results Report (QT Reviewed)

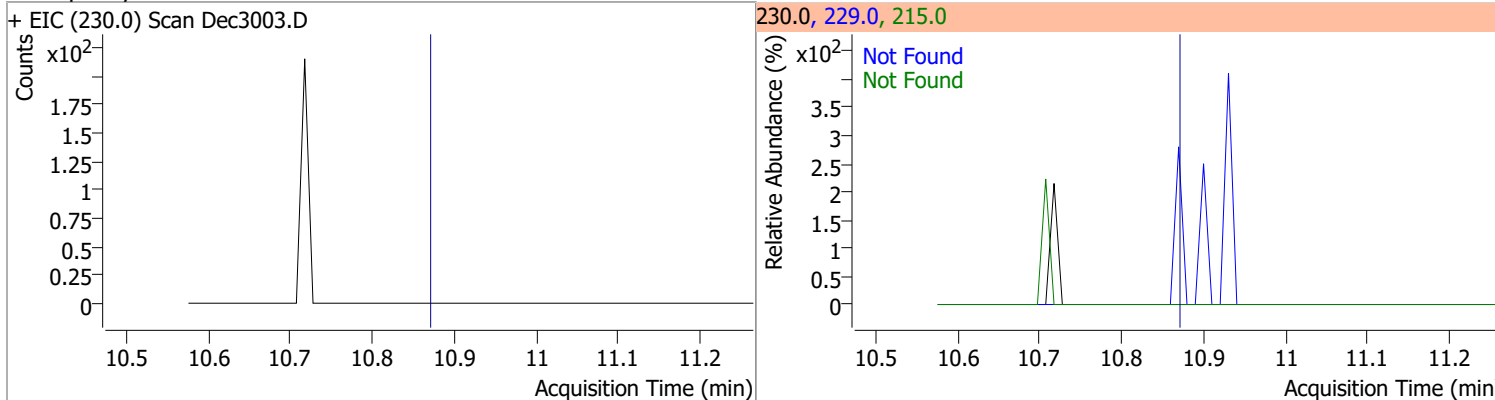
| Compound | Conc. | Exp RT | QIon | Exp Ratio |
|--|-------|--------|--|-----------|
| 2,4,6-Tribromophenol | N.D. | 9.48 | 331.8 | 96.4 |
| + EIC (329.8) Scan Dec3003.D | | | 329.8, 331.8 | |
|  | | |  | |
| 4-Bromophenyl-phenylether | N.D. | 9.80 | 141.0 | 109.8 |
| + EIC (248.0) Scan Dec3003.D | | | 248.0, 250.0, 141.0 | |
|  | | |  | |
| Hexachlorobenzene | N.D. | 9.84 | 142.0 | 64.6 |
| + EIC (283.9) Scan Dec3003.D | | | 283.9, 142.0 | |
|  | | |  | |
| Pentachlorophenol | N.D. | 10.10 | 263.9 | 62.0 |
| + EIC (265.9) Scan Dec3003.D | | | 265.9, 263.9, 267.9 | |
|  | | |  | |

Quantitation Results Report (QT Reviewed)

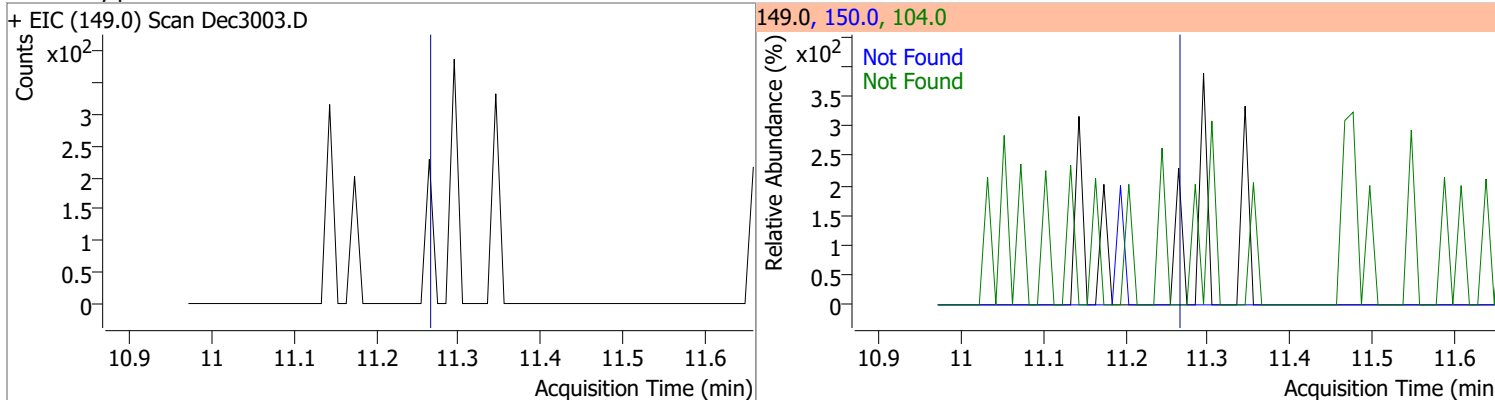
| Compound | Conc. | Exp RT | QIon | Exp Ratio | | |
|--|--|--------|--------------------|-----------|-------|-----------|
| Phenanthrene | N.D. | 10.33 | 176.0 | 19.7 | | |
| + EIC (178.0) Scan Dec3003.D | | | 178.0, 176.0 | | | |
|  |  | | | | | |
| Anthracene | N.D. | 10.39 | 176.0 | 18.3 | | |
| + EIC (178.0) Scan Dec3003.D | | | 178.0, 176.0 | | | |
|  |  | | | | | |
| Triallate | N.D. | 10.46 | 143.0 | 22.0 | QIon | Exp Ratio |
| | | | | | 268.0 | 18.2 |
| + EIC (86.0) Scan Dec3003.D | | | 86.0, 268.0, 143.0 | | | |
|  |  | | | | | |
| Carbazole | N.D. | 10.65 | 139.0 | 13.0 | | |
| + EIC (167.0) Scan Dec3003.D | | | 167.0, 139.0 | | | |
|  |  | | | | | |

Quantitation Results Report (QT Reviewed)

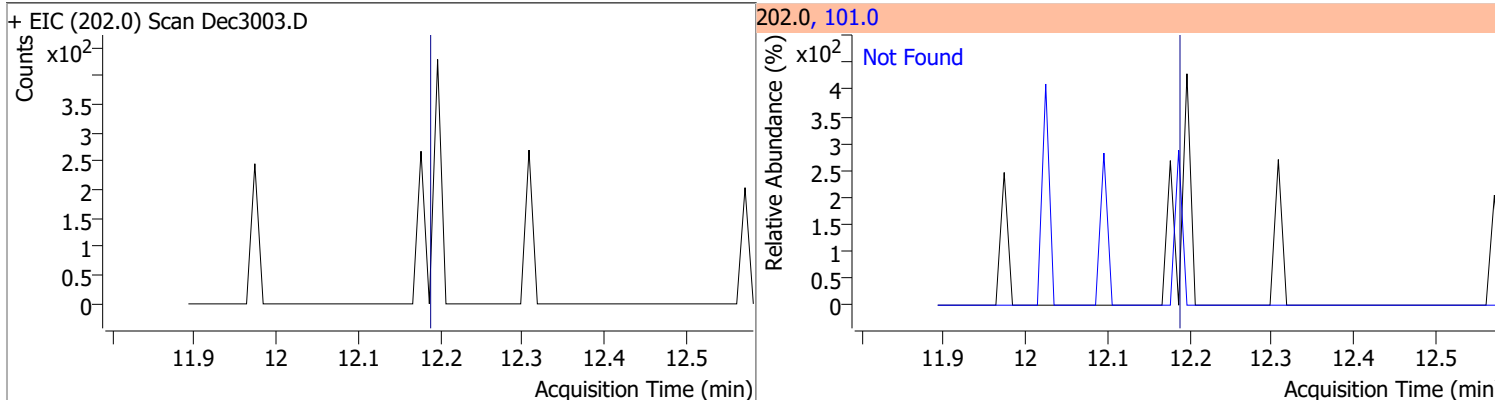
| Compound | Conc. | Exp RT | QIon | Exp Ratio | QIon | Exp Ratio |
|-------------|-------|--------|-------|-----------|-------|-----------|
| o-Terphenyl | N.D. | 10.87 | 229.0 | 67.7 | 215.0 | 38.2 |



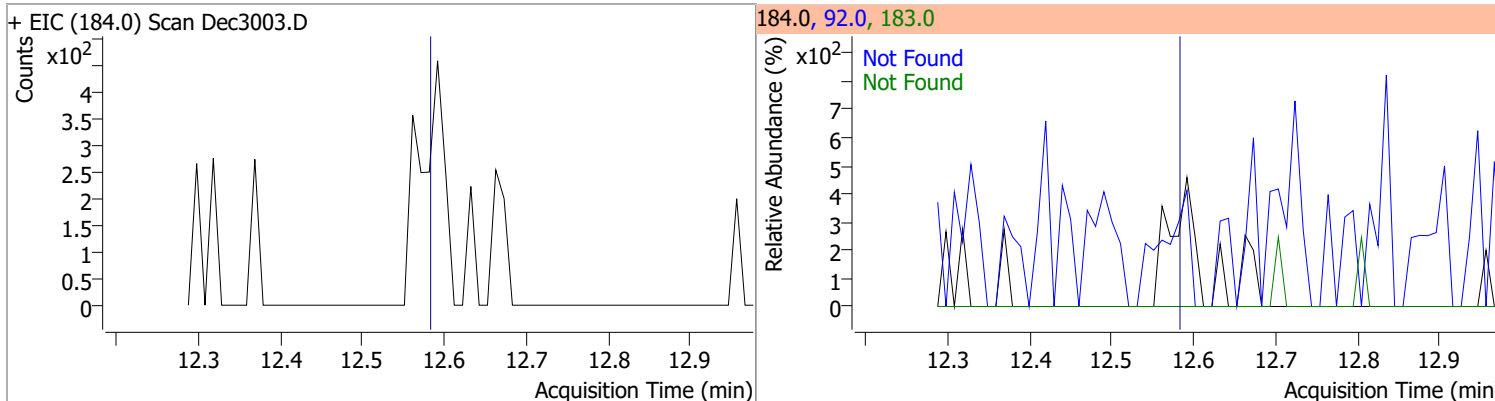
| Compound | Conc. | Exp RT | QIon | Exp Ratio | QIon | Exp Ratio |
|---------------------|-------|--------|-------|-----------|-------|-----------|
| Di-n-Butylphthalate | N.D. | 11.26 | 150.0 | 9.1 | 104.0 | 6.2 |



| Compound | Conc. | Exp RT | QIon | Exp Ratio |
|--------------|-------|--------|-------|-----------|
| Fluoranthene | N.D. | 12.19 | 101.0 | 15.0 |

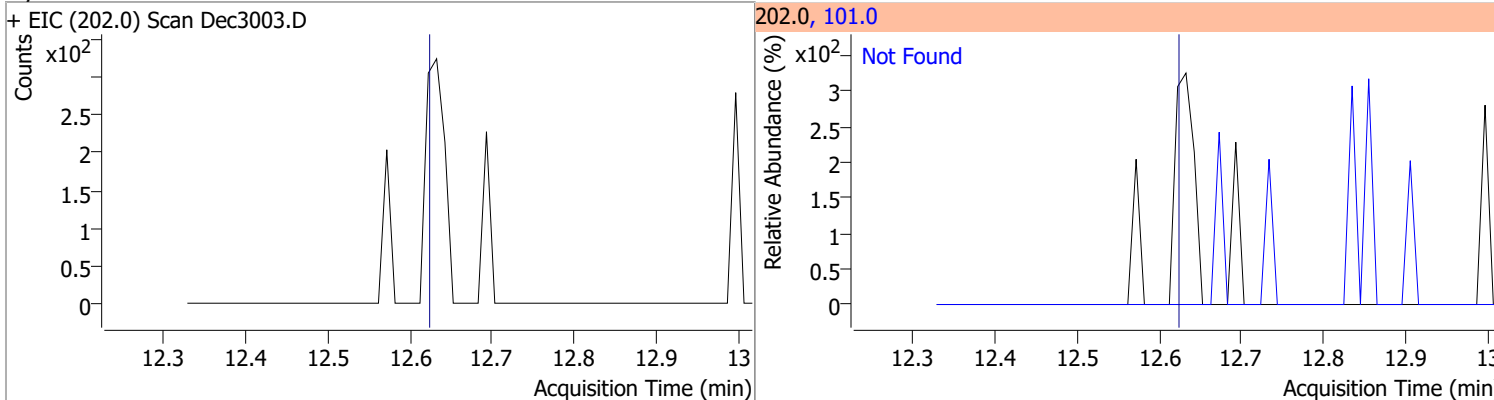


| Compound | Conc. | Exp RT | QIon | Exp Ratio | QIon | Exp Ratio |
|-----------|-------|--------|-------|-----------|------|-----------|
| Benzidine | N.D. | 12.58 | 183.0 | 11.5 | 92.0 | 9.0 |

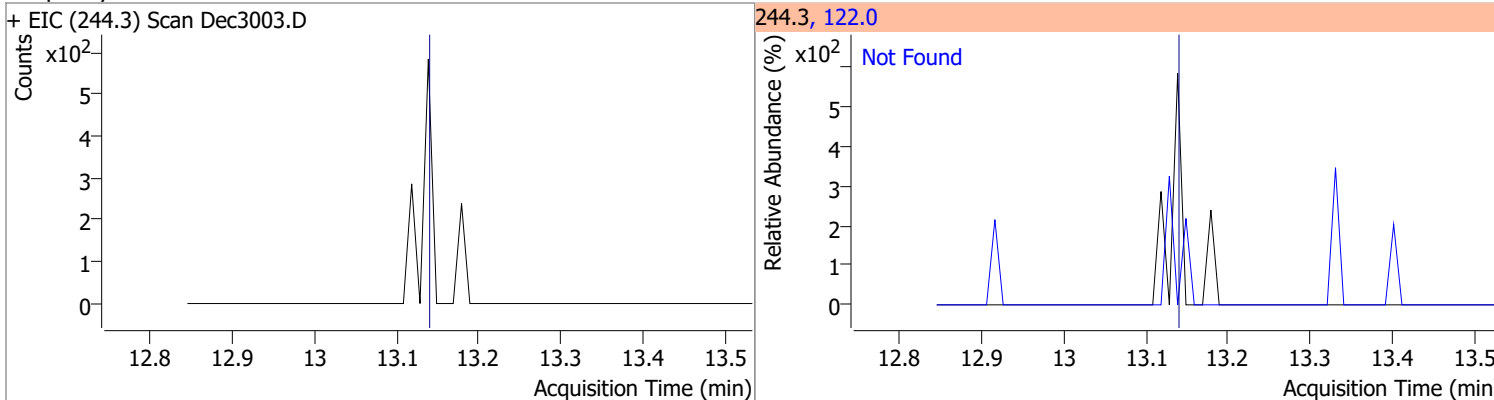


Quantitation Results Report (QT Reviewed)

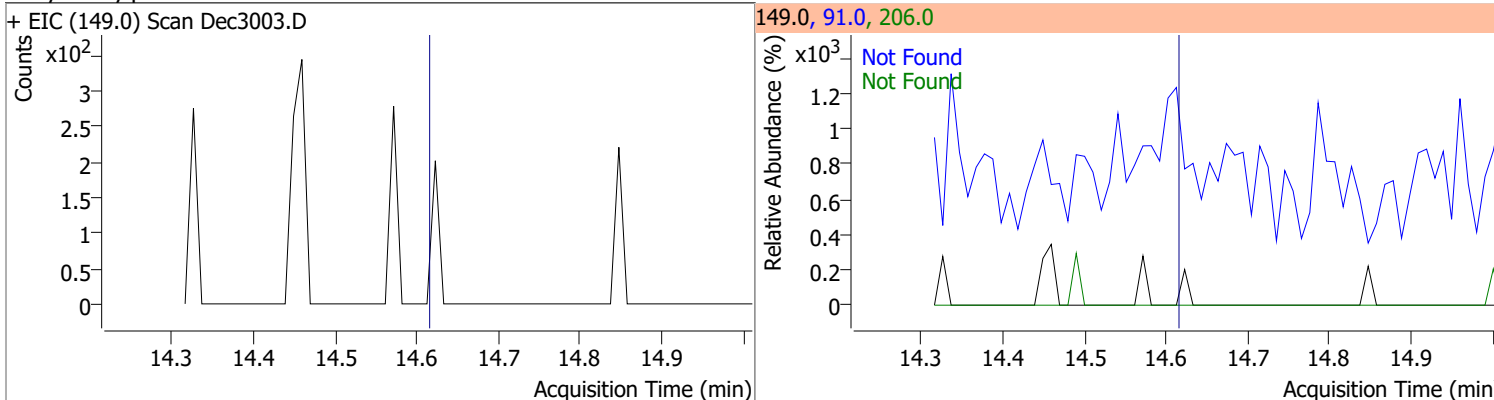
| Compound | Conc. | Exp RT | QIon | Exp Ratio |
|----------|-------|--------|-------|-----------|
| Pyrene | N.D. | 12.62 | 101.0 | 18.5 |



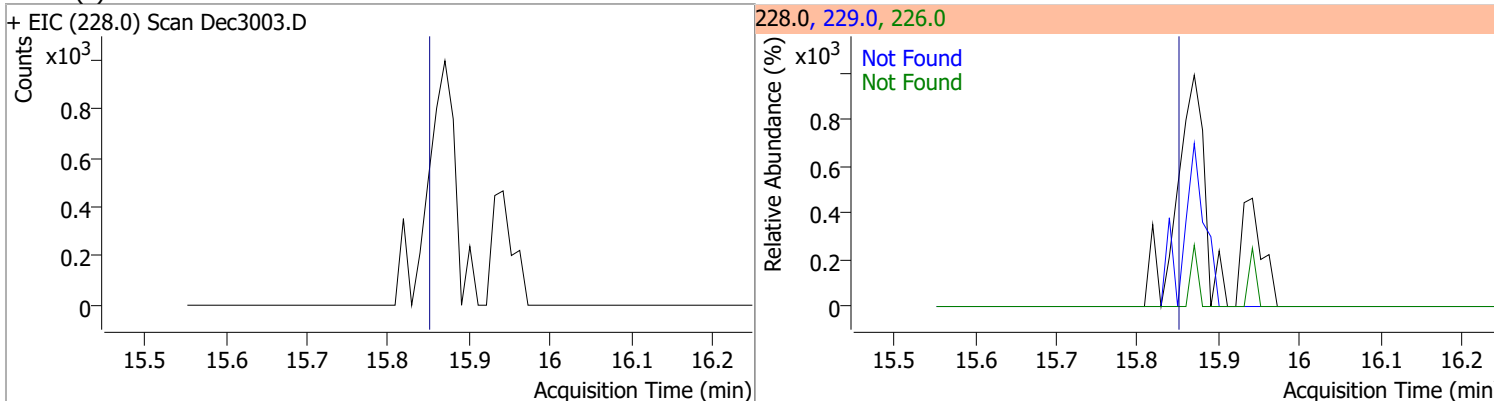
| Compound | Conc. | Exp RT | QIon | Exp Ratio |
|---------------|-------|--------|-------|-----------|
| Terphenyl-d14 | N.D. | 13.14 | 122.0 | 18.1 |



| Compound | Conc. | Exp RT | QIon | Exp Ratio | QIon | Exp Ratio |
|----------------------|-------|--------|------|-----------|-------|-----------|
| Butylbenzylphthalate | N.D. | 14.63 | 91.0 | 94.6 | 206.0 | 14.9 |

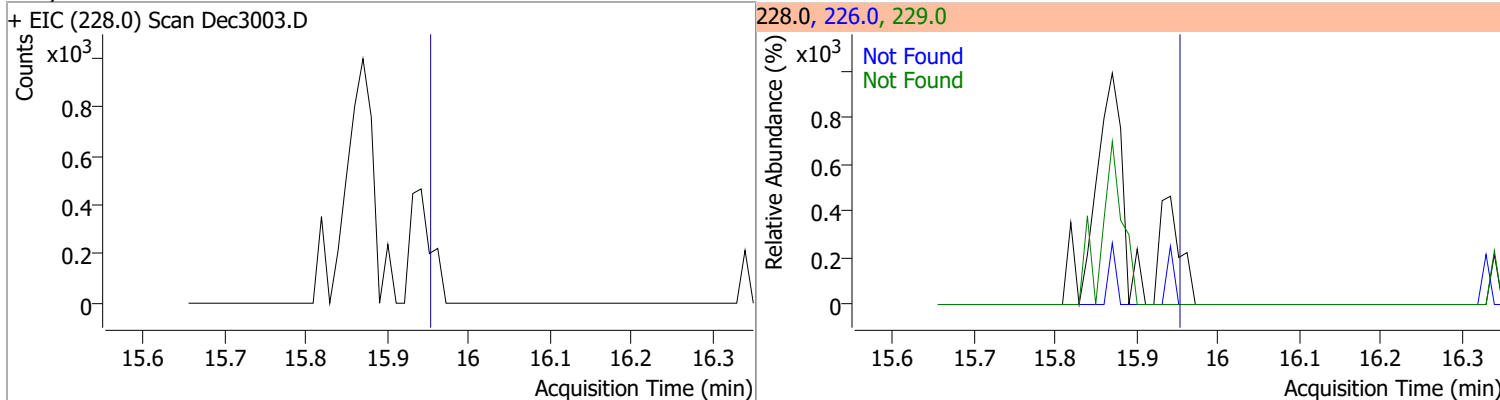


| Compound | Conc. | Exp RT | QIon | Exp Ratio | QIon | Exp Ratio |
|--------------------|-------|--------|-------|-----------|-------|-----------|
| Benzo(a)Anthracene | N.D. | 15.87 | 226.0 | 26.7 | 229.0 | 21.3 |

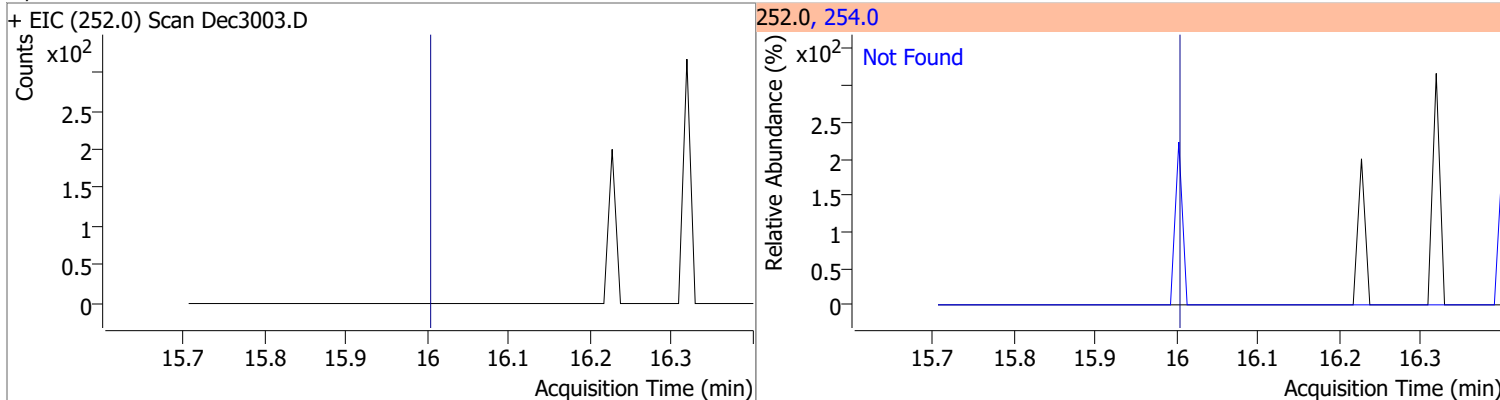


Quantitation Results Report (QT Reviewed)

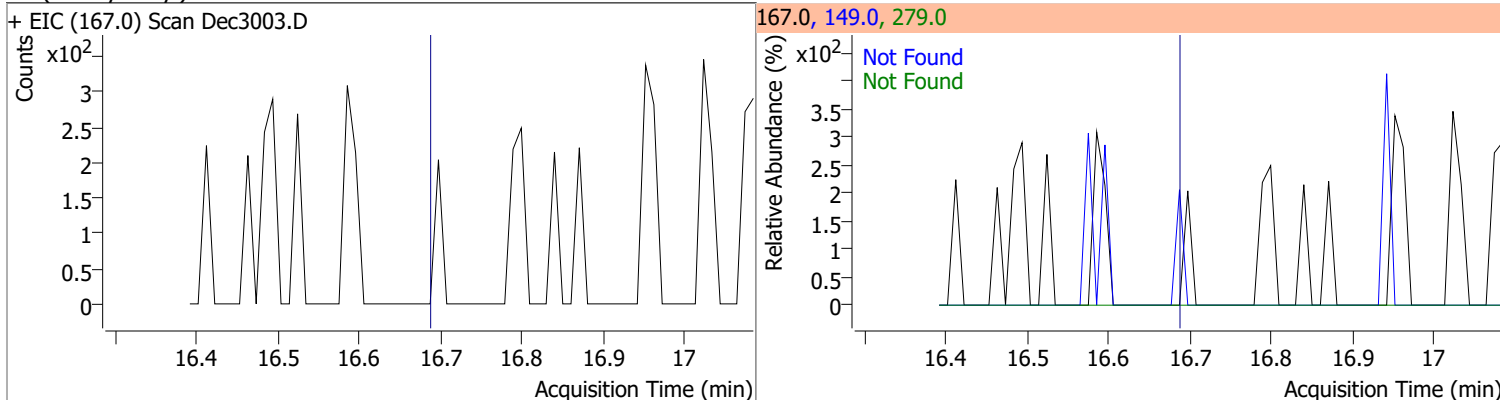
| Compound | Conc. | Exp RT | QIon | Exp Ratio | QIon | Exp Ratio |
|----------|-------|--------|-------|-----------|-------|-----------|
| Chrysene | N.D. | 15.97 | 226.0 | 30.6 | 229.0 | 20.9 |



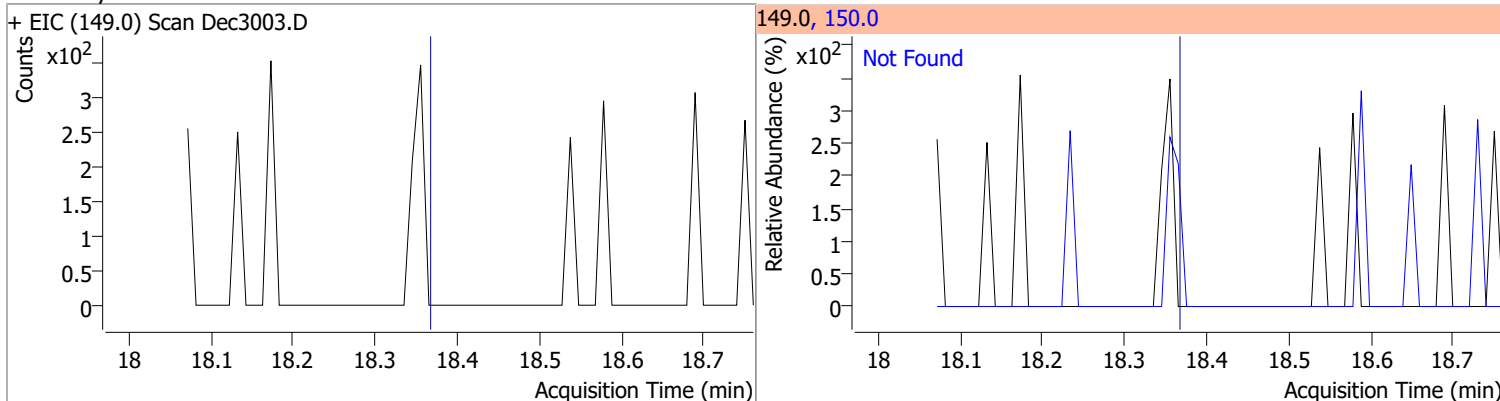
| Compound | Conc. | Exp RT | QIon | Exp Ratio |
|-----------------------|-------|--------|-------|-----------|
| 3,3-Dichlorobenzidine | N.D. | 16.02 | 254.0 | 62.0 |



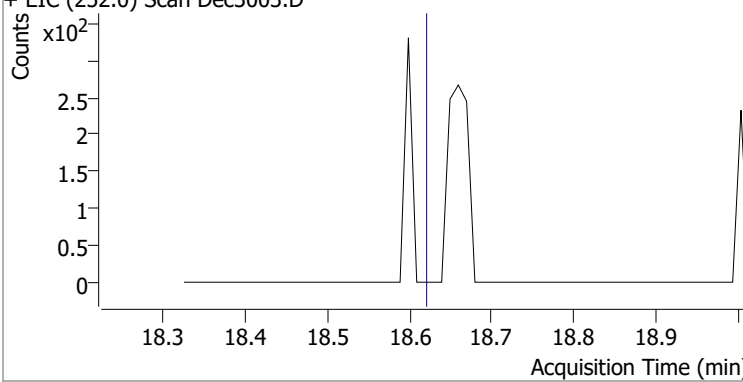
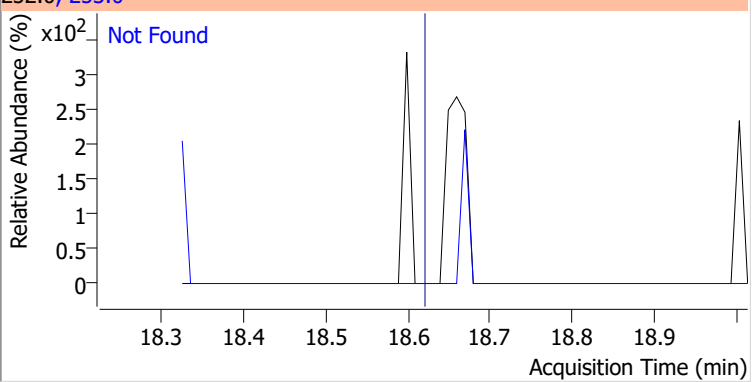
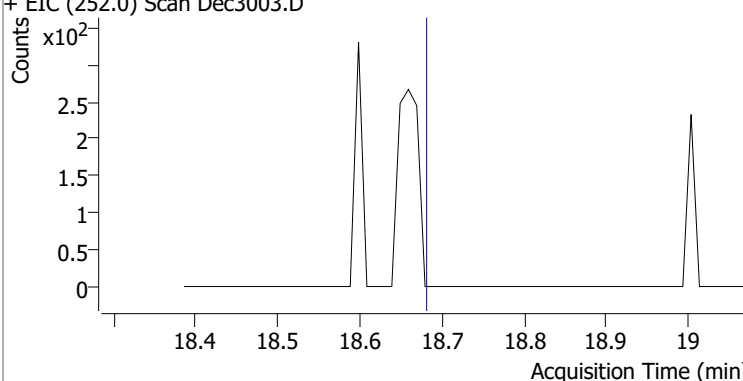
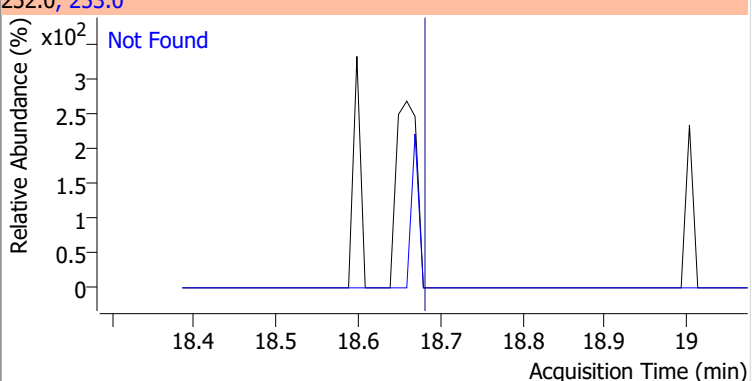
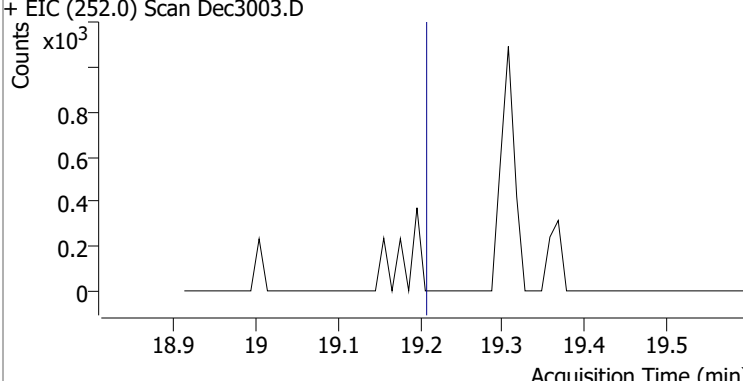
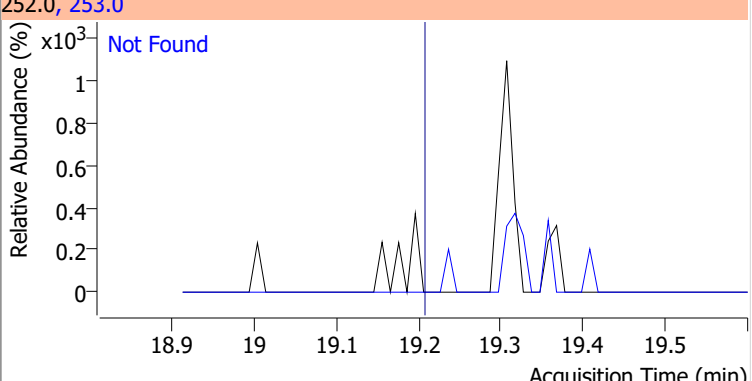
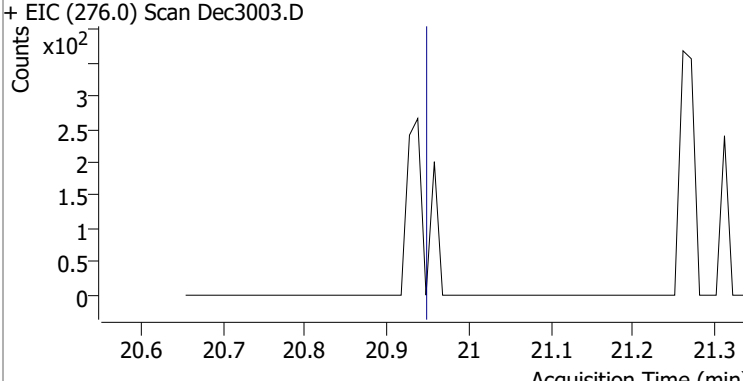
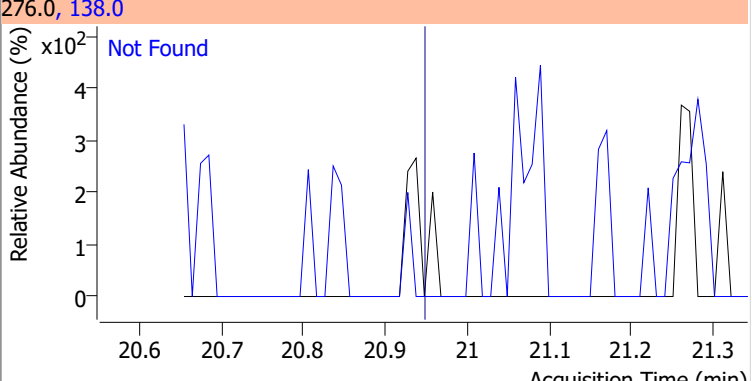
| Compound | Conc. | Exp RT | QIon | Exp Ratio | QIon | Exp Ratio |
|----------------------------|-------|--------|-------|-----------|-------|-----------|
| bis(2-ethylhexyl)Phthalate | N.D. | 16.71 | 149.0 | 421.6 | 279.0 | 11.2 |



| Compound | Conc. | Exp RT | QIon | Exp Ratio |
|----------------------|-------|--------|-------|-----------|
| Di-n-octyl Phthalate | N.D. | 18.38 | 150.0 | 9.7 |

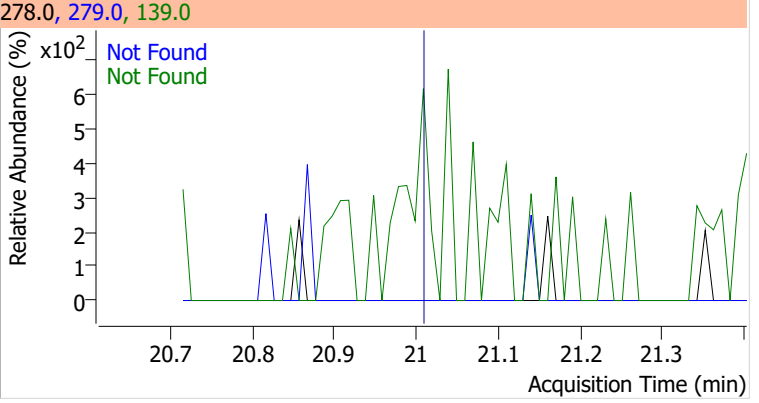
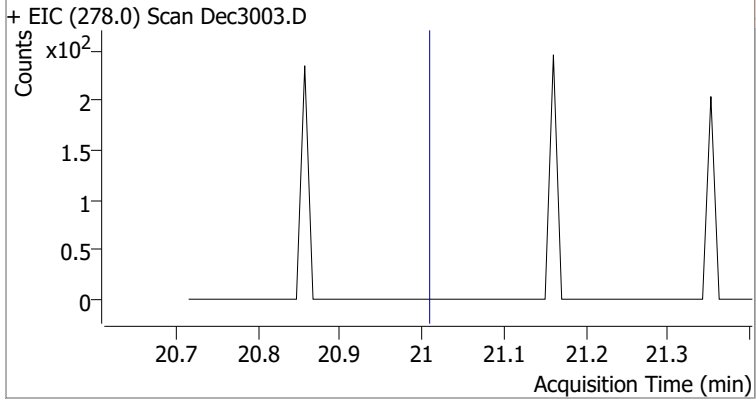


Quantitation Results Report (QT Reviewed)

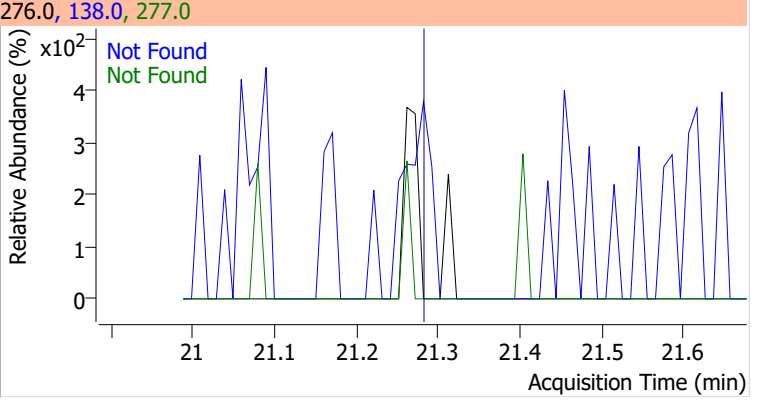
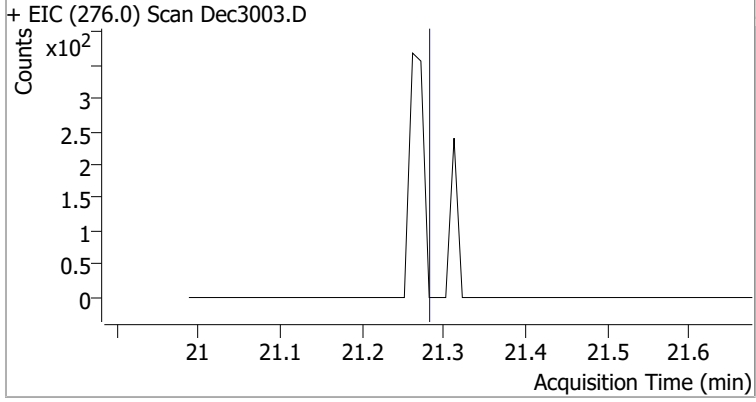
| Compound | Conc. | Exp RT | QIon | Exp Ratio |
|--|--|--------|--------------|-----------|
| Benzo(b)fluoranthene | N.D. | 18.63 | 253.0 | 21.4 |
| + EIC (252.0) Scan Dec3003.D | | | 252.0, 253.0 | |
|  |  | | | |
| Benzo(k)fluoranthene | N.D. | 18.69 | 253.0 | 21.7 |
| + EIC (252.0) Scan Dec3003.D | | | 252.0, 253.0 | |
|  |  | | | |
| Benzo(a)pyrene | N.D. | 19.22 | 253.0 | 22.9 |
| + EIC (252.0) Scan Dec3003.D | | | 252.0, 253.0 | |
|  |  | | | |
| Indeno(1,2,3-c,d)pyrene | N.D. | 20.96 | 138.0 | 39.1 |
| + EIC (276.0) Scan Dec3003.D | | | 276.0, 138.0 | |
|  |  | | | |

Quantitation Results Report (QT Reviewed)

| Compound | Conc. | Exp RT | QIon | Exp Ratio | QIon | Exp Ratio |
|------------------------|-------|--------|-------|-----------|-------|-----------|
| Dibenzo(a,h)anthracene | N.D. | 21.02 | 139.0 | 30.6 | 279.0 | 24.6 |

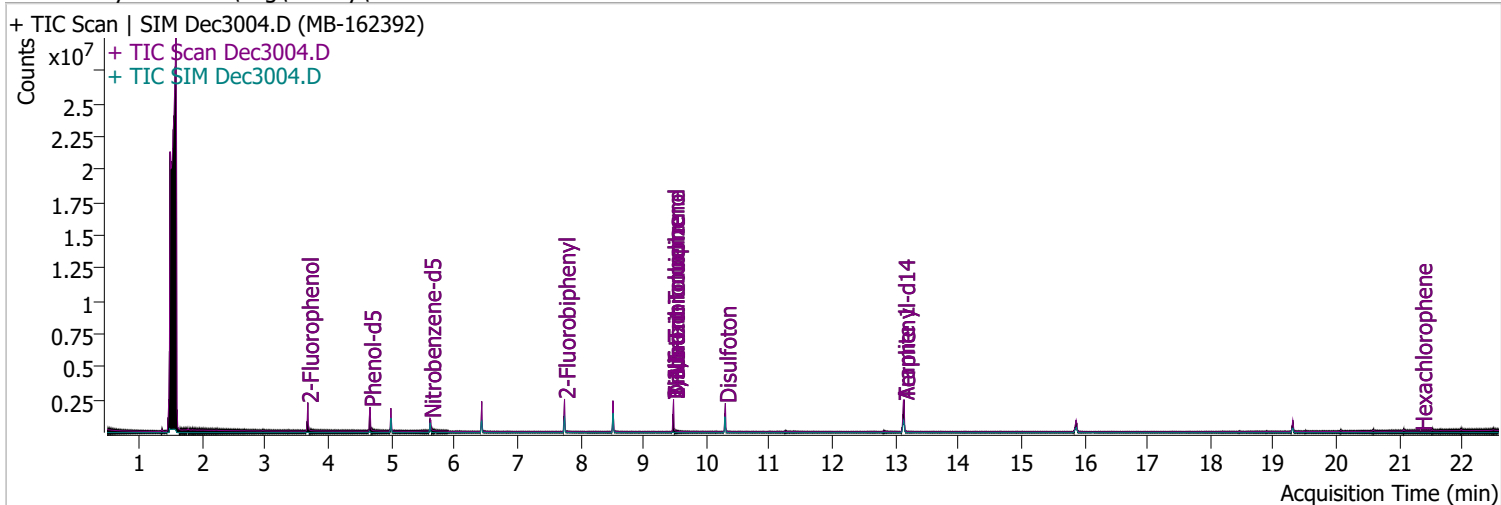


| Compound | Conc. | Exp RT | QIon | Exp Ratio | QIon | Exp Ratio |
|----------------------|-------|--------|-------|-----------|-------|-----------|
| Benzo(g,h,i)perylene | N.D. | 21.29 | 138.0 | 41.5 | 277.0 | 23.8 |



Quantitation Results Report (QT Reviewed)

| | | | |
|----------------|----------------------------|-------------------|------------------------|
| Data File | Dec3004.D | Operator | LIMS import |
| Acq. Method | BNA+SIM.M | Acq. Date-Time | 12/30/2021 1:45:58 PM |
| Sample Name | MB-162392 | Instrument | Instrument #1 |
| Vial | 4 | Multiplier | 1.00 |
| DA Method File | 122821 bna 1 CAL.batch.bin | Comment | SVOC-8270-W |
| Tune File | dftppdsm.u | Tune Date | 11/24/2021 11:15:00 AM |
| Batch Name | 123021 bna 1.batch.bin | Last Calib Update | 1/3/2022 10:10:10 AM |
| Ref Library | D:\Org\Library\NIST129K.I | | |



| Compound | RT | QIon | Resp. | Conc. | Units | Dev(Min) |
|----------|----|------|-------|-------|-------|----------|
|----------|----|------|-------|-------|-------|----------|

Internal Standards

System Monitoring Compounds

| | | | | | | |
|------------------------|----------------------|-------|---------|--------------------|------|--------|
| S 2-Fluorophenol | 3.674 | 112.0 | 586120 | 91.1674 | µg/L | -0.031 |
| Spiked Amount: 200.000 | Range: 10.0 - 75.0% | | | Recovery = 45.58% | | |
| S Phenol-d5 | 4.664 | 99.0 | 637393 | 68.1375 | µg/L | -0.021 |
| Spiked Amount: 200.000 | Range: 10.0 - 65.0% | | | Recovery = 34.07% | | |
| S Nitrobenzene-d5 | 5.614 | 82.0 | 249828 | 54.2708 | µg/L | -0.010 |
| Spiked Amount: 100.000 | Range: 32.0 - 94.0% | | | Recovery = 54.27% | | |
| S 2-Fluorobiphenyl | 7.748 | 172.0 | 788719 | 45.2911 | µg/L | 0.000 |
| Spiked Amount: 100.000 | Range: 28.0 - 107.0% | | | Recovery = 45.29% | | |
| S 2,4,6-Tribromophenol | 9.479 | 329.8 | 161620 | 190.5940 | µg/L | 0.000 |
| Spiked Amount: 200.000 | Range: 25.0 - 140.0% | | | Recovery = 95.30% | | |
| S Terphenyl-d14 | 13.138 | 244.3 | 1332833 | 100.4445 | µg/L | 0.000 |
| Spiked Amount: 100.000 | Range: 32.0 - 122.0% | | | Recovery = 100.44% | | |

Target Compounds

| Compound | RT | QIon | Resp. | Conc. | Units | Dev(Min) | QValue |
|-------------------------------|-------|-------|-------|-------|-------|----------|--------|
| T N-Nitrosodimethylamine | 0.000 | | 0 | N.D. | | | |
| T Pyridine | 0.000 | | 0 | N.D. | | | |
| T Aniline | 0.000 | | 0 | N.D. | | | |
| T Phenol | 0.000 | | 0 | N.D. | | | |
| T bis(-2-Chloroethyl)Ether | 0.000 | | 0 | N.D. | | | |
| T 2-Chlorophenol | 0.000 | | 0 | N.D. | | | |
| T 1,3-Dichlorobenzene | 0.000 | | 0 | N.D. | | | |
| T 1,4-Dichlorobenzene | 0.000 | | 0 | N.D. | | | |
| T 1,2-Dichlorobenzene | 0.000 | | 0 | N.D. | | | |
| T Benzyl Alcohol | 0.000 | | 0 | N.D. | | | |
| T bis(2-chloroisopropyl)Ether | 5.543 | 121.0 | 0 | | µg/L | md | 1 |
| T 2-Methylphenol | 0.000 | | 0 | N.D. | | | |
| T N-nitroso-Di-n-propylamine | 5.614 | 70.0 | 0 | | µg/L | md | 1 |
| T 4Methylphenol/3Methylphenol | 0.000 | | 0 | N.D. | | | |
| T Hexachloroethane | 0.000 | | 0 | N.D. | | | |

Quantitation Results Report (QT Reviewed)

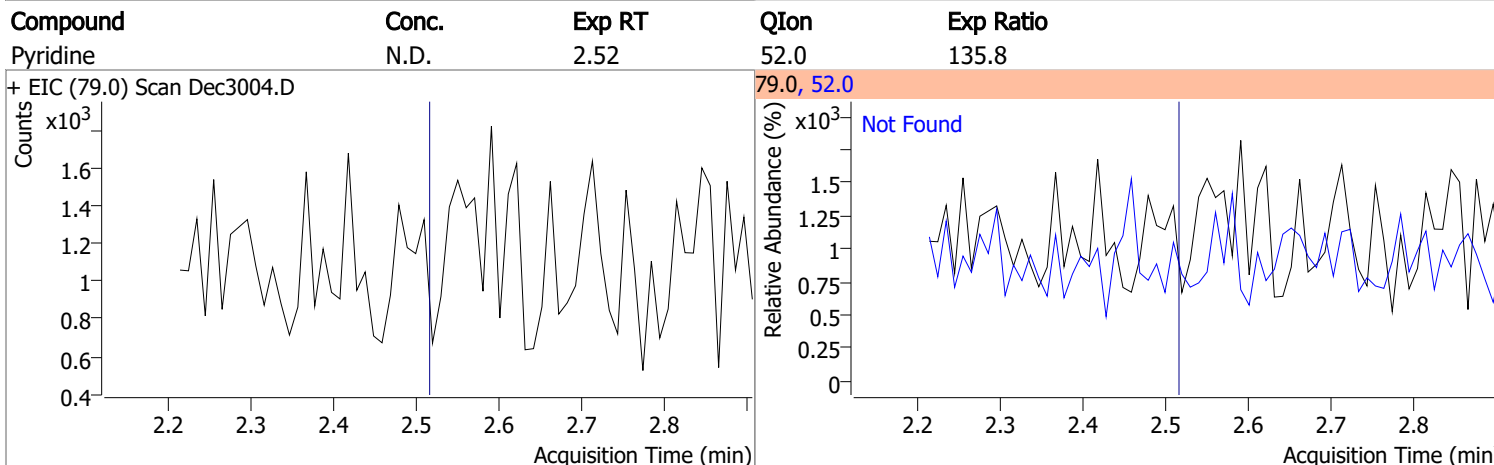
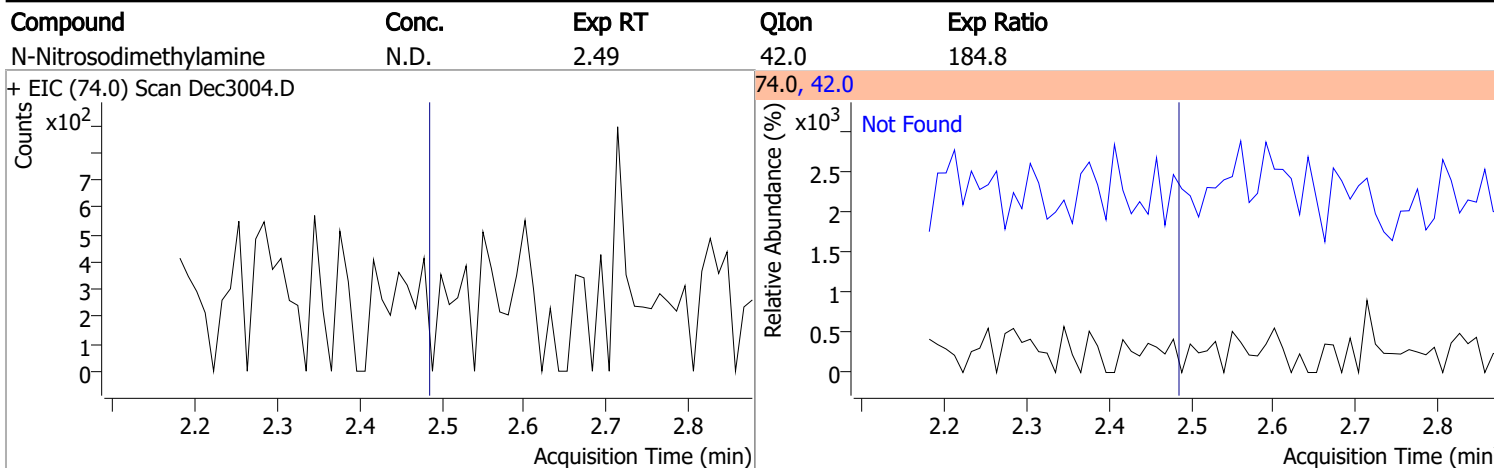
| Compound | RT | QIon | Resp. | Conc. | Units | Dev(Min) |
|-------------------------------|-------|-------|-------|-------|---------|----------|
| T Nitrobenzene | 0.000 | | 0 | N.D. | | |
| T Isophorone | 0.000 | | 0 | N.D. | | |
| T 2-Nitrophenol | 0.000 | | 0 | N.D. | | |
| T 2,4-Dimethylphenol | 0.000 | | 0 | N.D. | | |
| T bis(-2-Chloroethoxy)Methane | 0.000 | | 0 | N.D. | | |
| T Benzoic Acid | 0.000 | | 0 | N.D. | | |
| T 2,4-Dichlorophenol | 0.000 | | 0 | N.D. | | |
| T 1,2,4-Trichlorobenzene | 0.000 | | 0 | N.D. | | |
| T Naphthalene | 0.000 | | 0 | N.D. | | |
| T 4-Chlorophenol | 0.000 | | 0 | N.D. | | |
| T p-Chloroaniline | 0.000 | | 0 | N.D. | | |
| T Hexachlorobutadiene | 0.000 | | 0 | N.D. | | |
| T 4-Chloro-2-Methylphenol | 0.000 | | 0 | N.D. | | |
| T 4-Chloro-3-Methylphenol | 0.000 | | 0 | N.D. | | |
| T 2-Methylnaphthalene | 0.000 | | 0 | N.D. | | |
| T 1-Methylnaphthalene | 0.000 | | 0 | N.D. | | |
| T Hexachlorocyclopentadiene | 0.000 | | 0 | N.D. | | |
| T 2,4,6-Trichlorophenol | 0.000 | | 0 | N.D. | | |
| T 2,4,5-Trichlorophenol | 0.000 | | 0 | N.D. | | |
| T 2-Chloronaphthalene | 0.000 | | 0 | N.D. | | |
| T 2-Nitroaniline | 0.000 | | 0 | N.D. | | |
| T Dimethyl Phthalate | 8.517 | 163.0 | 0 | | µg/L md | 1 |
| T 2,6-Dinitrotoluene | 8.517 | 165.0 | 0 | | µg/L md | 1 |
| T Acenaphthylene | 0.000 | | 0 | N.D. | | |
| T 3-Nitroaniline | 0.000 | | 0 | N.D. | | |
| T Acenaphthene | 0.000 | | 0 | N.D. | | |
| T 2,4-Dinitrophenol | 0.000 | | 0 | N.D. | | |
| T Dibenzofuran | 0.000 | | 0 | N.D. | | |
| T 4-Nitrophenol | 0.000 | | 0 | N.D. | | |
| T 2,4-Dinitrotoluene | 0.000 | | 0 | N.D. | | |
| T Diethylphthalate | 0.000 | | 0 | N.D. | | |
| T Fluorene | 0.000 | | 0 | N.D. | | |
| T 4-Chlorophenyl-phenylether | 0.000 | | 0 | N.D. | | |
| T 4-Nitroaniline | 0.000 | | 0 | N.D. | | |
| T 4,6-Dinitro-2-methylphenol | 0.000 | | 0 | N.D. | | |
| T N-nitrosodiphenylamine | 0.000 | | 0 | N.D. | | |
| T Azobenzene | 0.000 | | 0 | N.D. | | |
| T 4-Bromophenyl-phenylether | 0.000 | | 0 | N.D. | | |
| T Hexachlorobenzene | 0.000 | | 0 | N.D. | | |
| T Pentachlorophenol | 0.000 | | 0 | N.D. | | |
| T Phenanthrene | 0.000 | | 0 | N.D. | | |
| T Anthracene | 0.000 | | 0 | N.D. | | |
| T Triallate | 0.000 | | 0 | N.D. | | |
| T Carbazole | 0.000 | | 0 | N.D. | | |
| T o-Terphenyl | 0.000 | | 0 | N.D. | | |
| T Di-n-Butylphthalate | 0.000 | | 0 | N.D. | | |
| T Fluoranthene | 0.000 | | 0 | N.D. | | |
| T Benzidine | 0.000 | | 0 | N.D. | | |
| T Pyrene | 0.000 | | 0 | N.D. | | |
| T Butylbenzylphthalate | 0.000 | | 0 | N.D. | | |
| T Benzo(a)Anthracene | 0.000 | | 0 | N.D. | | |
| T Chrysene | 0.000 | | 0 | N.D. | | |
| T 3,3-Dichlorobenzidine | 0.000 | | 0 | N.D. | | |
| T bis(2-ethylhexyl)Phthalate | 0.000 | | 0 | N.D. | | |
| T Di-n-octyl Phthalate | 0.000 | | 0 | N.D. | | |

Quantitation Results Report (QT Reviewed)

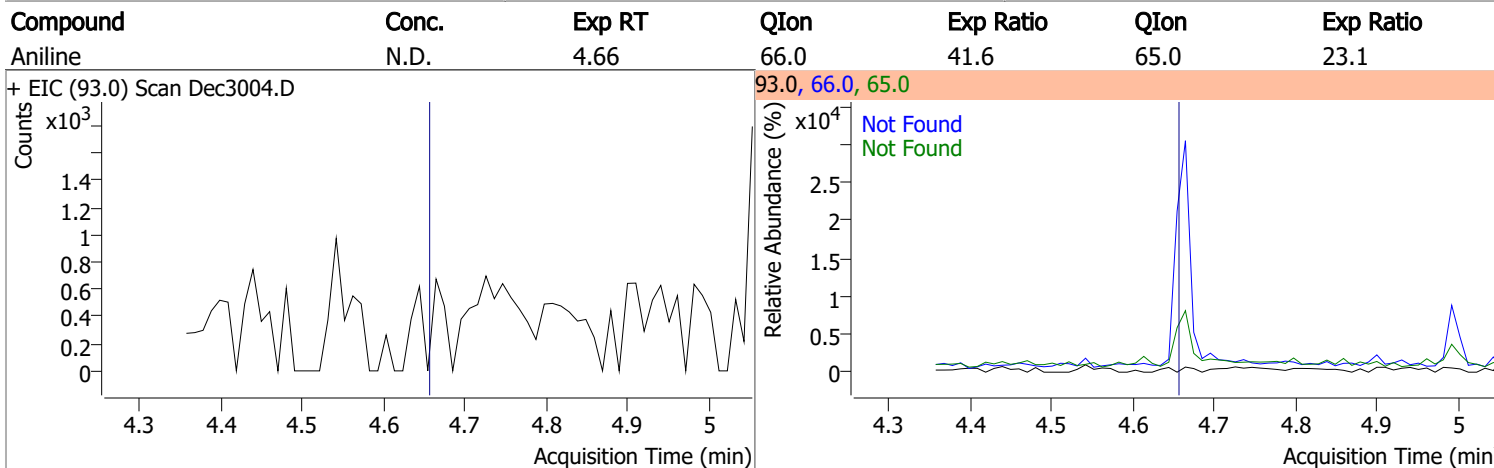
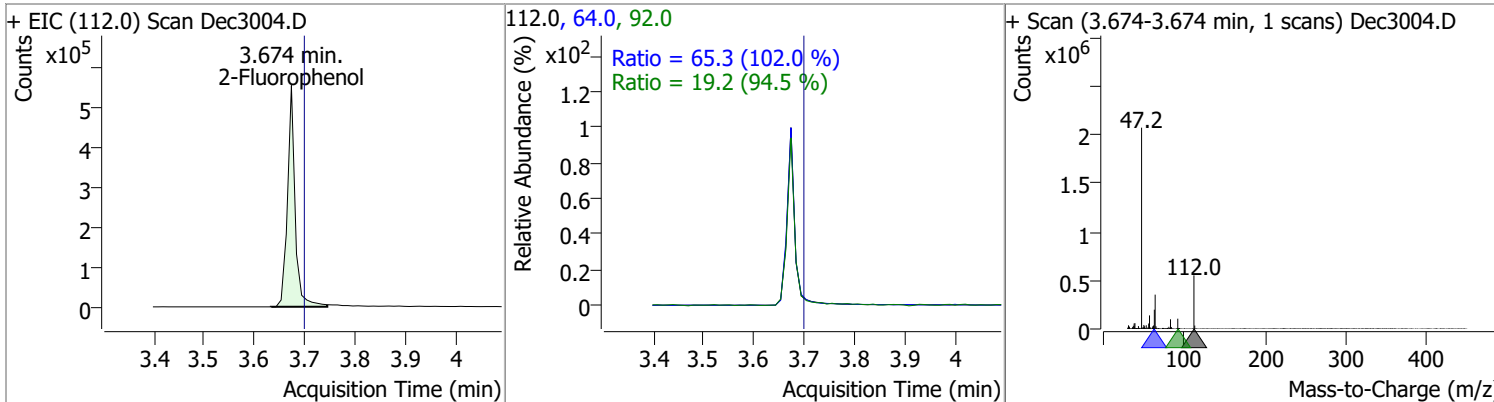
| Compound | RT | QIon | Resp. | Conc. | Units | Dev(Min) |
|---------------------------|-------|------|-------|-------|-------|----------|
| T Benzo(b)fluoranthene | 0.000 | | 0 | N.D. | | |
| T Benzo(k)fluoranthene | 0.000 | | 0 | N.D. | | |
| T Benzo(a)pyrene | 0.000 | | 0 | N.D. | | |
| T Indeno(1,2,3-c,d)pyrene | 0.000 | | 0 | N.D. | | |
| T Dibenzo(a,h)anthracene | 0.000 | | 0 | N.D. | | |
| T Benzo(g,h,i)perylene | 0.000 | | 0 | N.D. | | |

(#) = Qualifier Out of Range; (m) = Manual Integration; (+) = Area Summed; (*) = Surrogate Percent Recovery Out of Range; (d): Zeroed Peak

Quantitation Results Report (QT Reviewed)

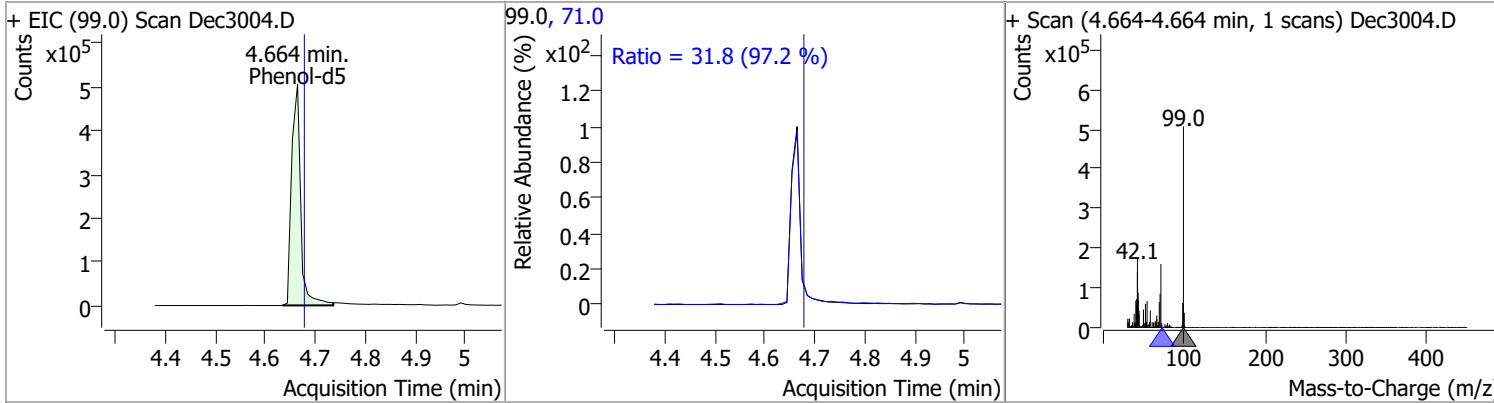


| Compound | Conc. | RT | Dev(Min) | Resp. | QIon | QRatio | Lower | Upper |
|----------------|---------|------|----------|--------|------|--------|-------|-------|
| 2-Fluorophenol | 91.1674 | 3.67 | -0.03 | 586120 | 64.0 | 65.3 | 44.8 | 83.2 |
| | | | | | 92.0 | 19.2 | 14.2 | 26.4 |

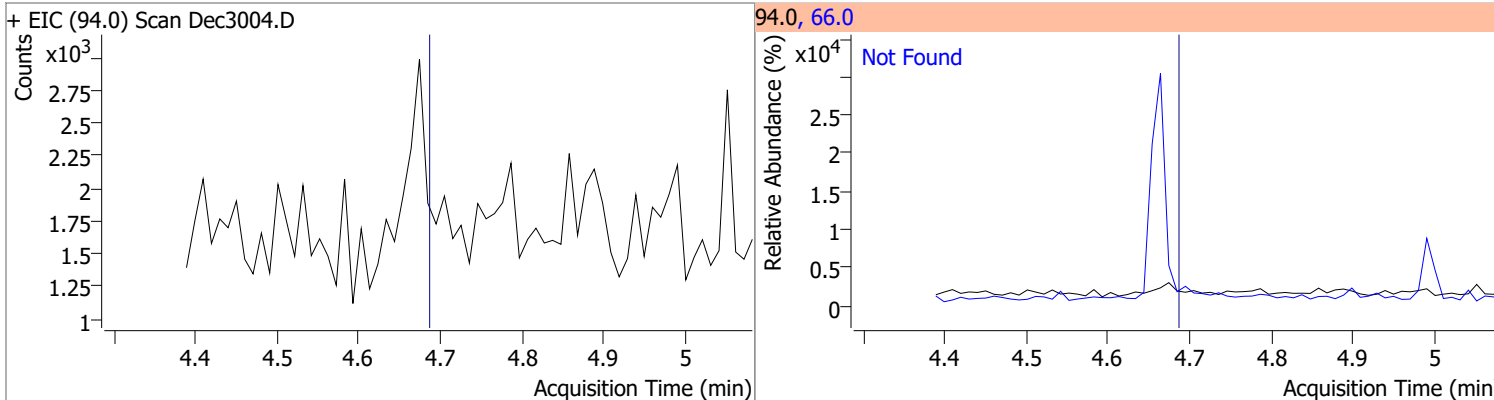


Quantitation Results Report (QT Reviewed)

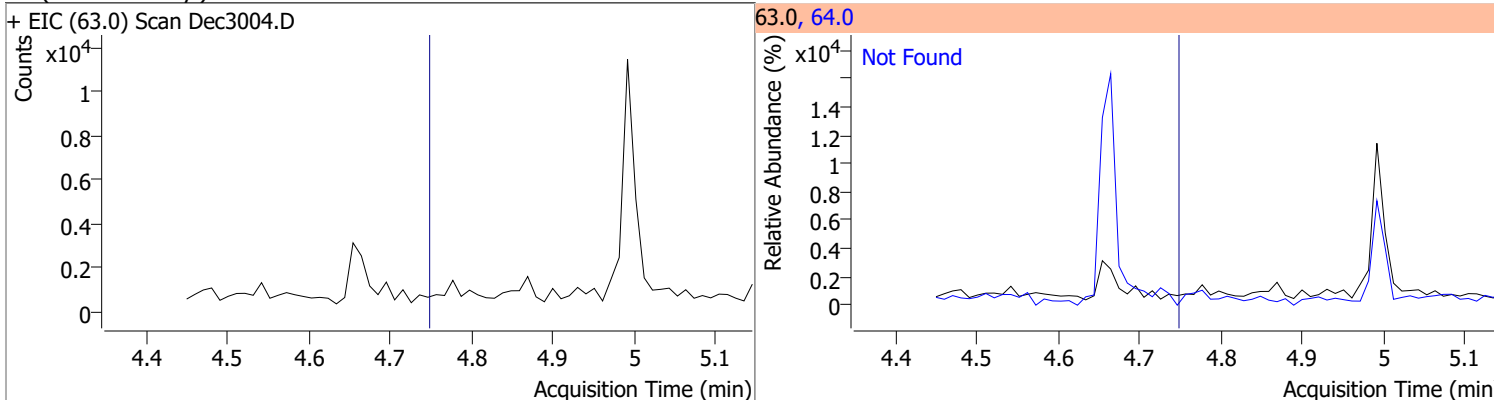
| Compound | Conc. | RT | Dev(Min) | Resp. | QIon | QRatio | Lower | Upper |
|-----------|---------|------|----------|--------|------|--------|-------|-------|
| Phenol-d5 | 68.1375 | 4.66 | -0.02 | 637393 | 71.0 | 31.8 | 22.9 | 42.5 |



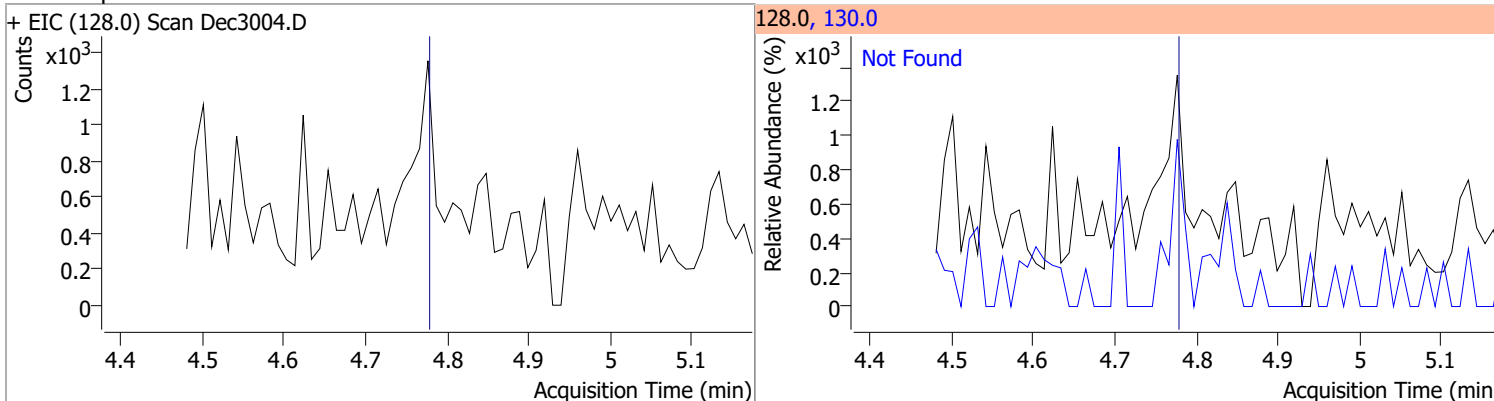
| Compound | Conc. | Exp RT | QIon | Exp Ratio |
|----------|-------|--------|------|-----------|
| Phenol | N.D. | 4.69 | 66.0 | 40.8 |



| Compound | Conc. | Exp RT | QIon | Exp Ratio |
|--------------------------|-------|--------|------|-----------|
| bis(-2-Chloroethyl)Ether | N.D. | 4.76 | 64.0 | 2.8 |

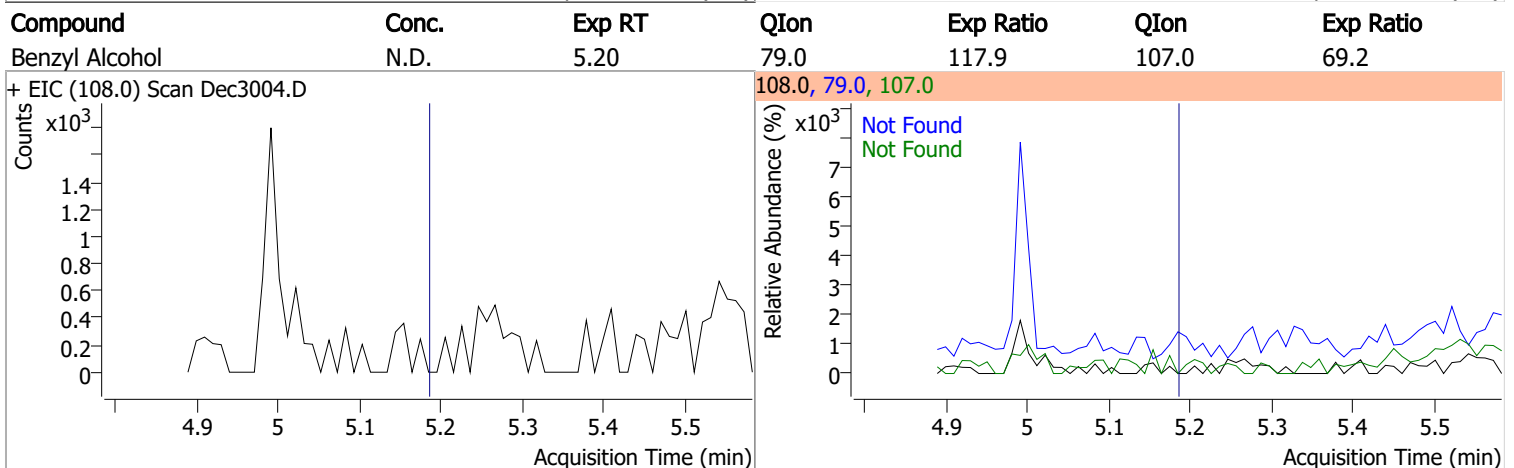
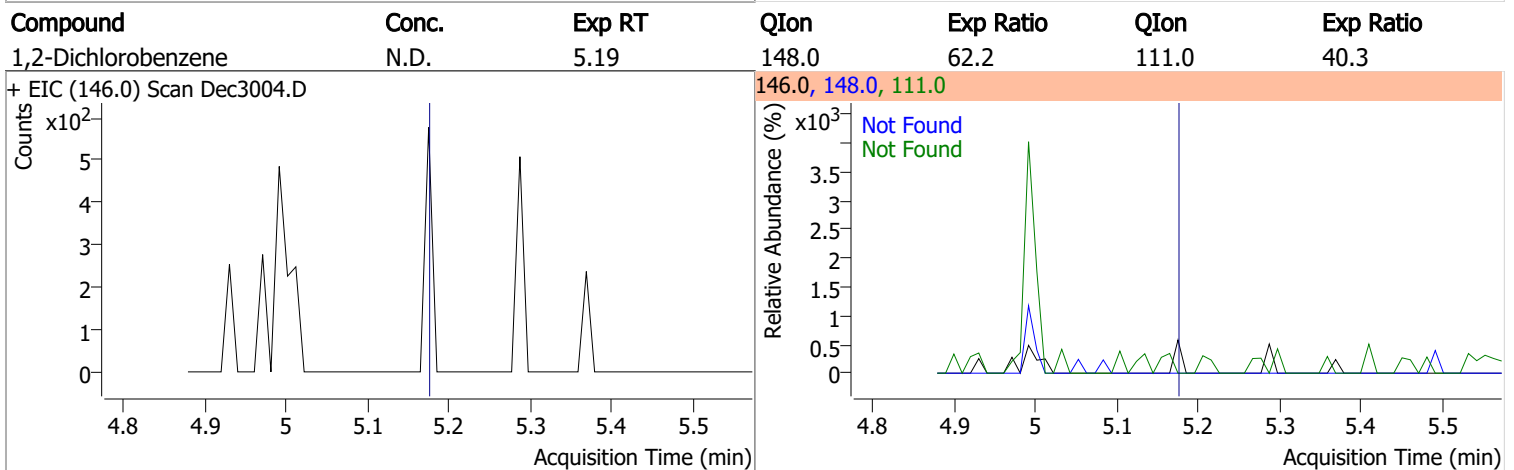
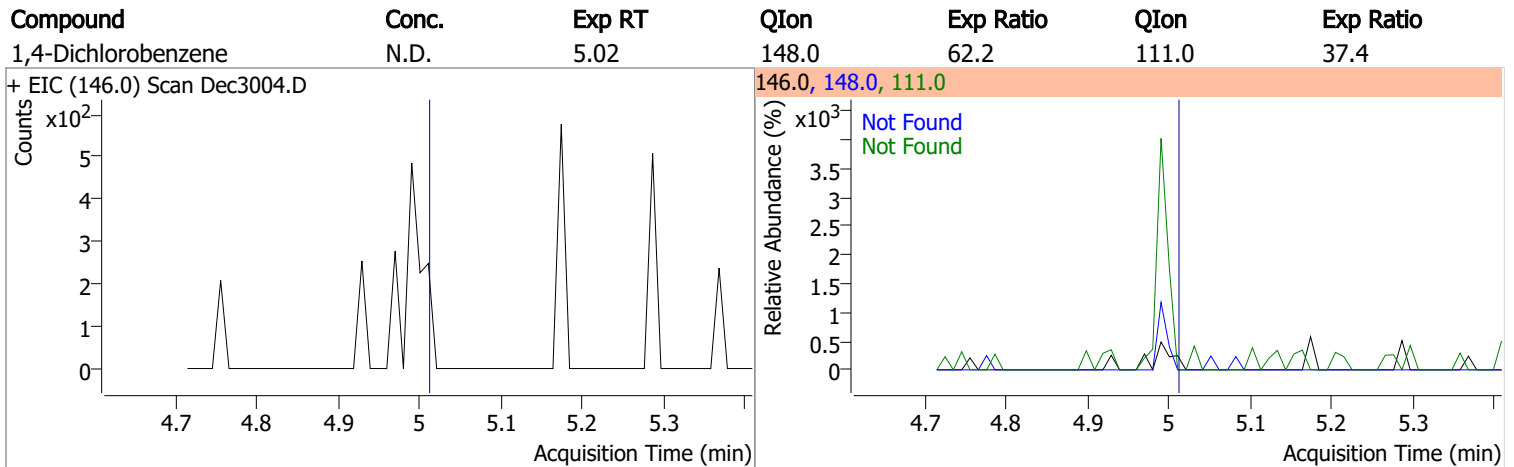
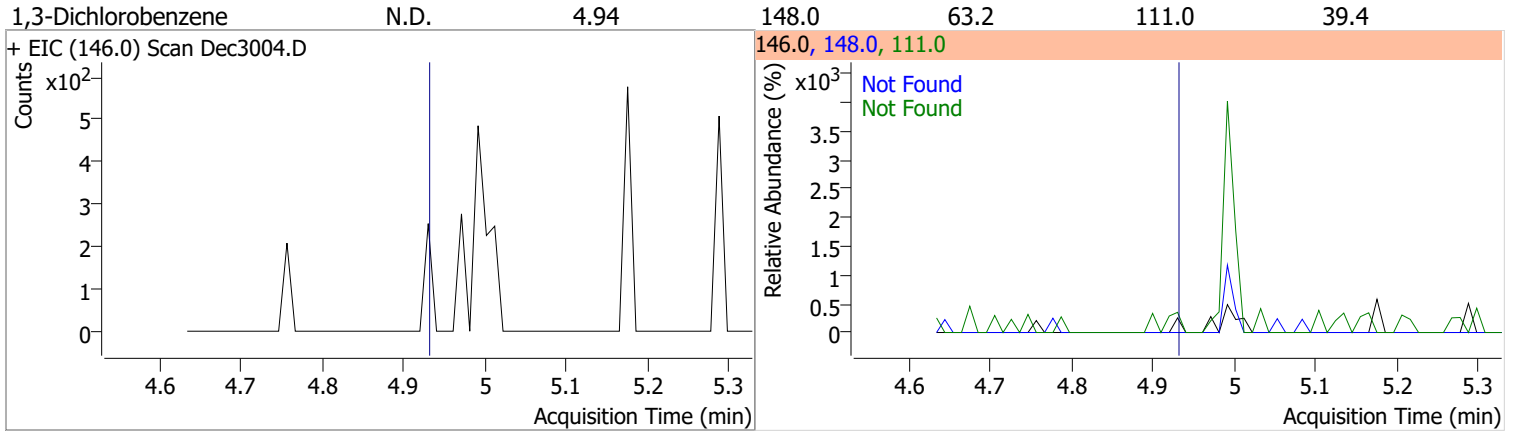


| Compound | Conc. | Exp RT | QIon | Exp Ratio |
|----------------|-------|--------|-------|-----------|
| 2-Chlorophenol | N.D. | 4.79 | 130.0 | 32.3 |



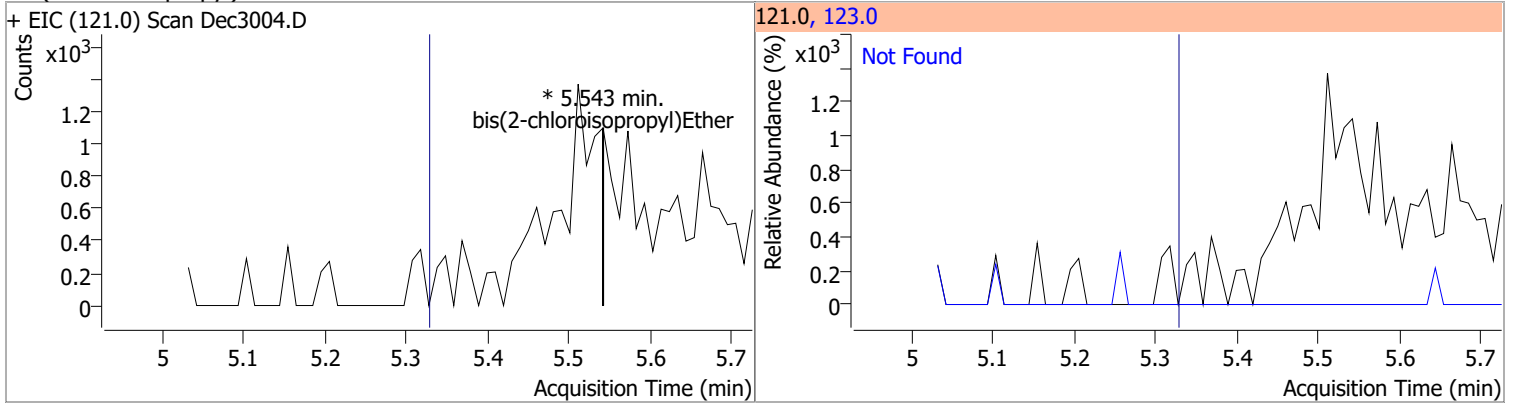
Quantitation Results Report (QT Reviewed)

| Compound | Conc. | Exp RT | QIon | Exp Ratio | QIon | Exp Ratio |
|----------|-------|--------|------|-----------|------|-----------|
|----------|-------|--------|------|-----------|------|-----------|

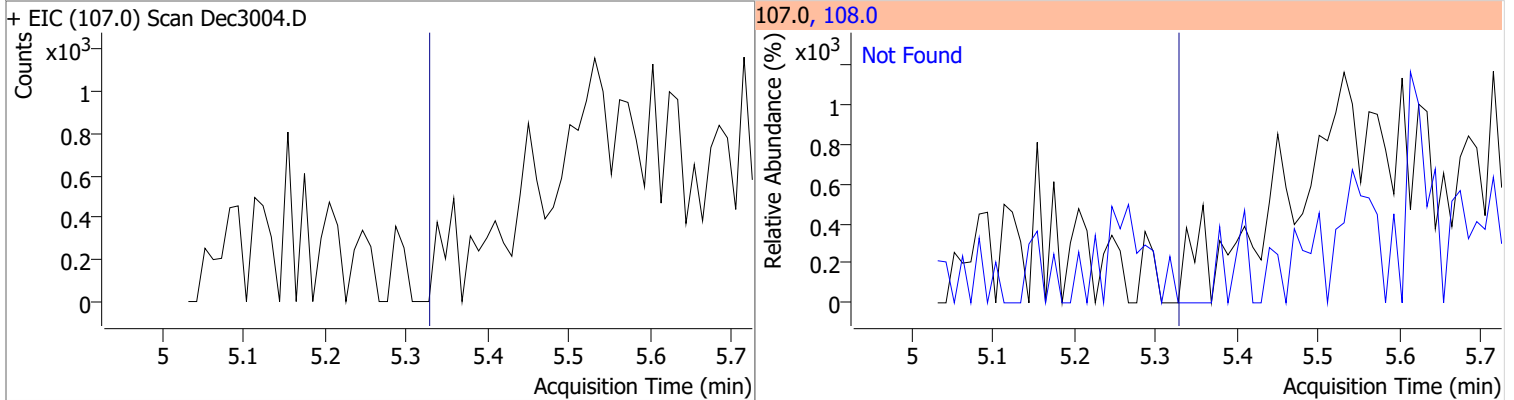


Quantitation Results Report (QT Reviewed)

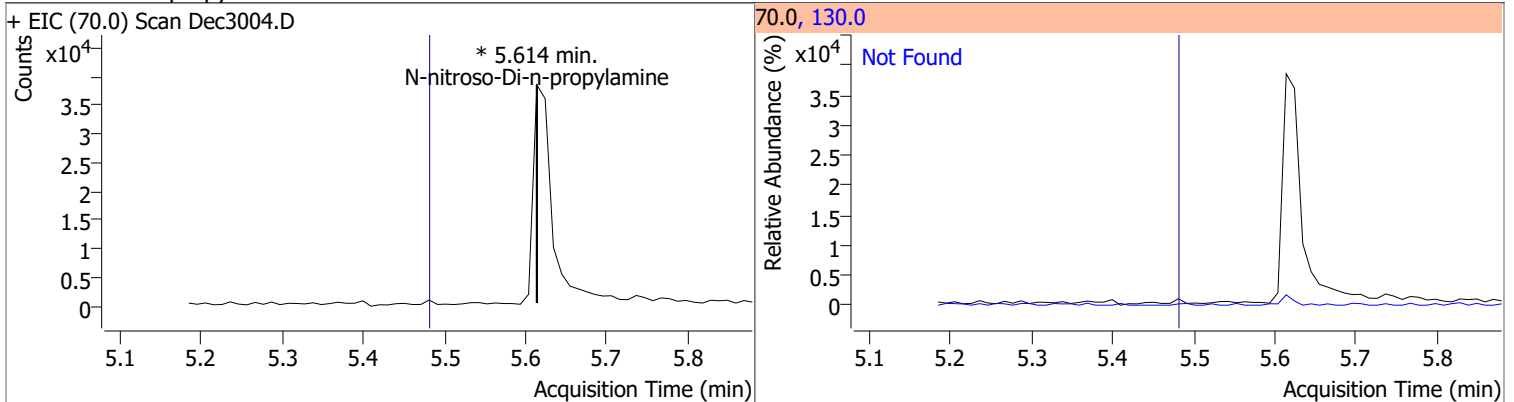
| Compound | Conc. | RT | Dev(Min) | Resp. | QIon | QRatio | Lower | Upper |
|-----------------------------|-------|----|----------|-------|-------|--------|-------|-------|
| bis(2-chloroisopropyl)Ether | | 0 | | 0 | 123.0 | | 22.9 | 42.5 |



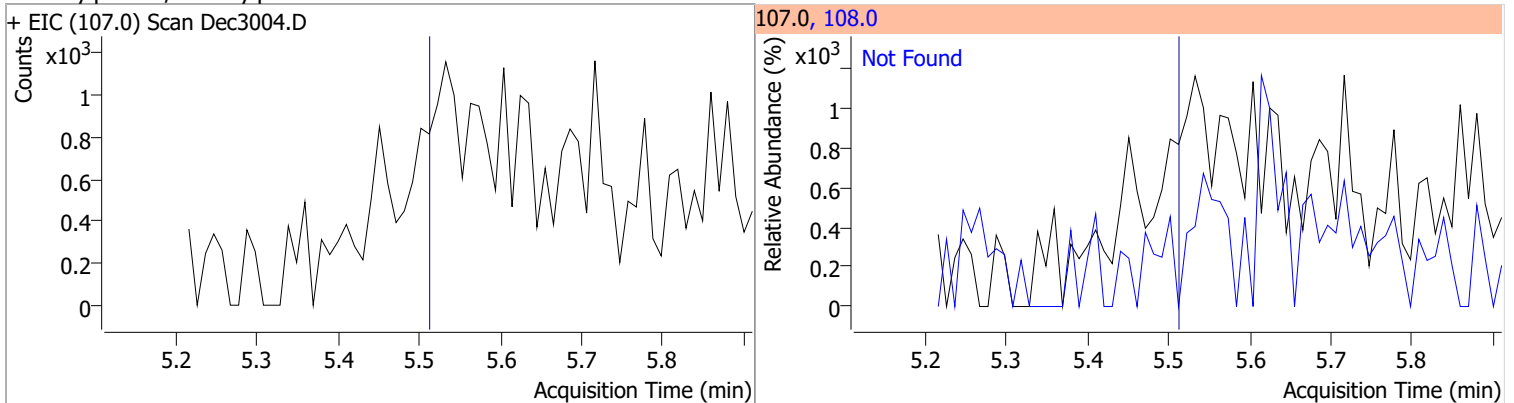
| Compound | Conc. | Exp RT | QIon | Exp Ratio |
|----------------|-------|--------|-------|-----------|
| 2-Methylphenol | N.D. | 5.34 | 108.0 | 117.6 |



| Compound | Conc. | RT | Dev(Min) | Resp. | QIon | QRatio | Lower | Upper |
|----------------------------|-------|----|----------|-------|-------|--------|-------|-------|
| N-nitroso-Di-n-propylamine | | 0 | | 0 | 130.0 | | 0.0 | 35.2 |

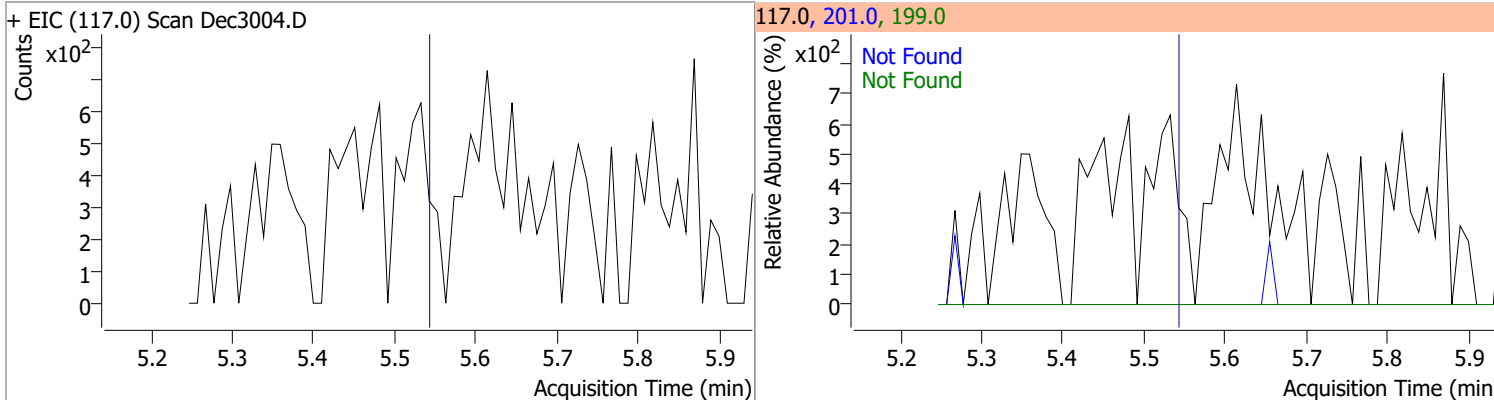


| Compound | Conc. | Exp RT | QIon | Exp Ratio |
|-----------------------------|-------|--------|-------|-----------|
| 4Methylphenol/3Methylphenol | N.D. | 5.52 | 108.0 | 81.4 |

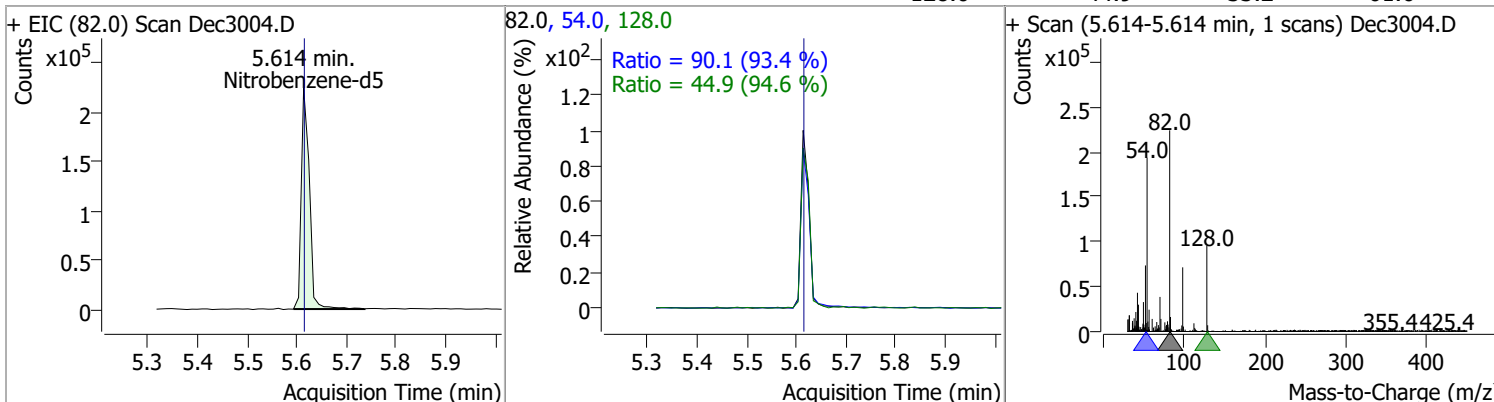


Quantitation Results Report (QT Reviewed)

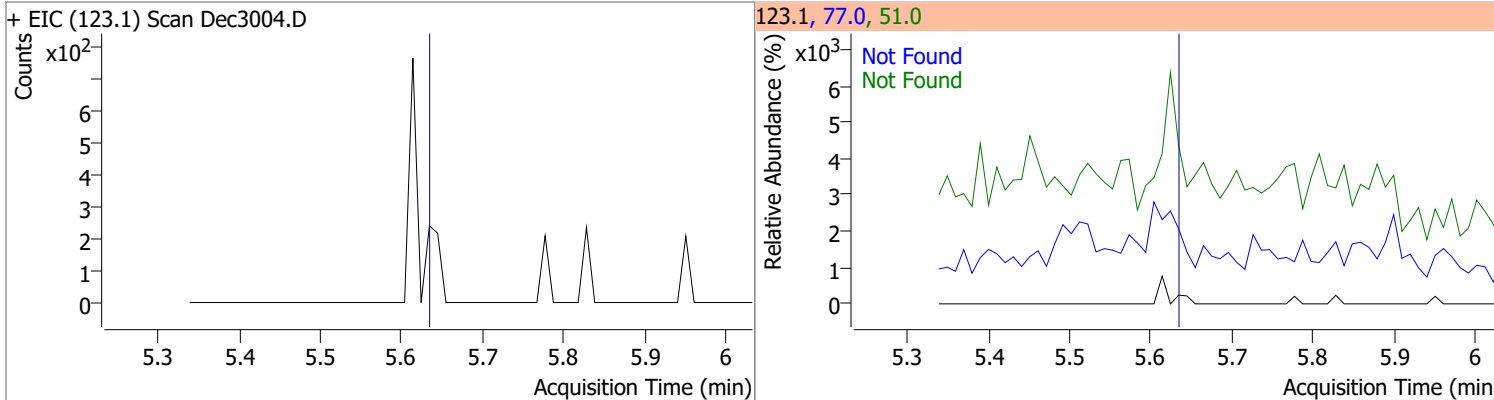
| Compound | Conc. | Exp RT | QIon | Exp Ratio | QIon | Exp Ratio |
|------------------|-------|--------|-------|-----------|-------|-----------|
| Hexachloroethane | N.D. | 5.55 | 201.0 | 77.2 | 199.0 | 50.6 |



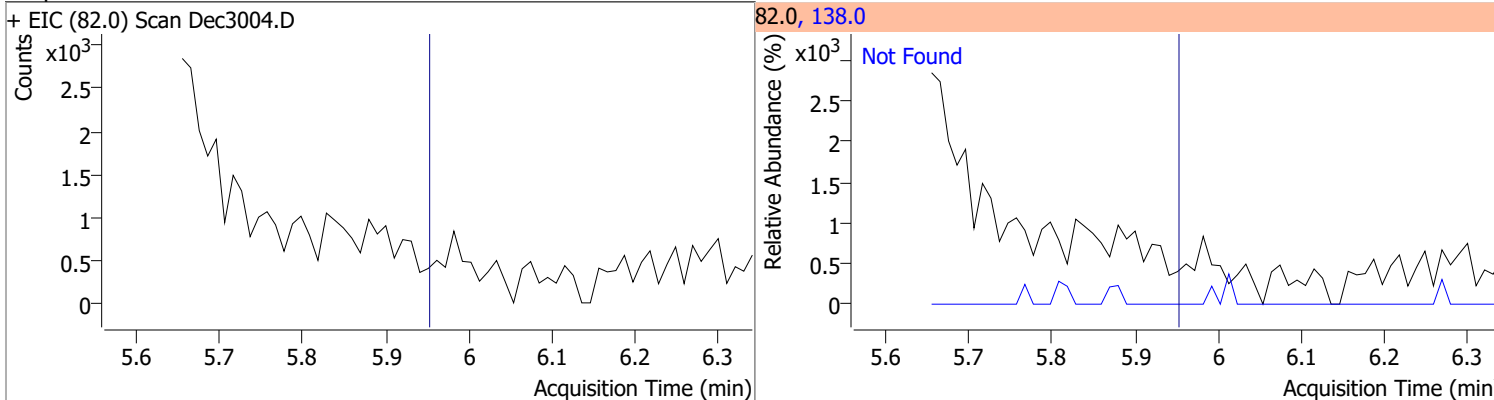
| Compound | Conc. | RT | Dev(Min) | Resp. | QIon | QRatio | Lower | Upper |
|-----------------|---------|------|----------|--------|-------|--------|-------|-------|
| Nitrobenzene-d5 | 54.2708 | 5.61 | -0.01 | 249828 | 54.0 | 90.1 | 67.5 | 125.4 |
| | | | | | 128.0 | 44.9 | 33.2 | 61.6 |



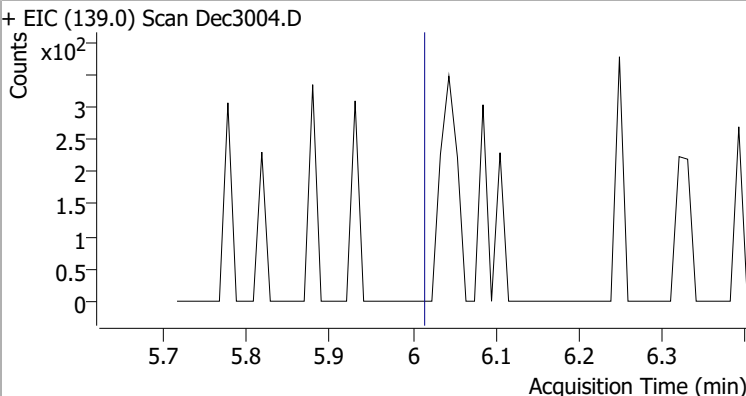
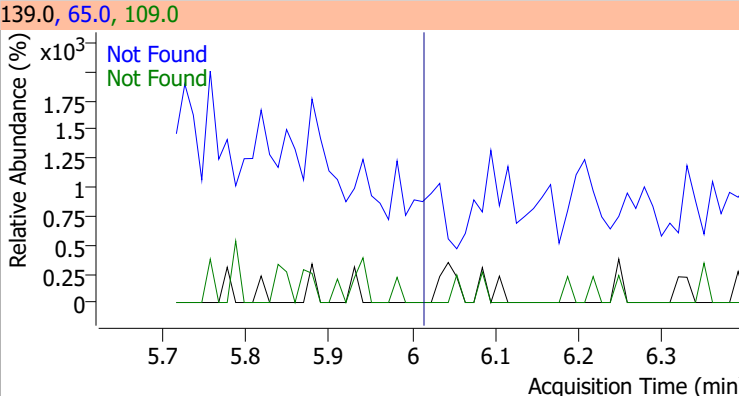
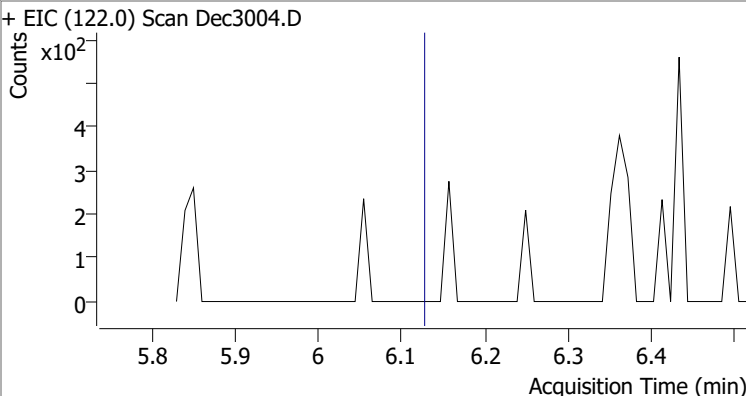
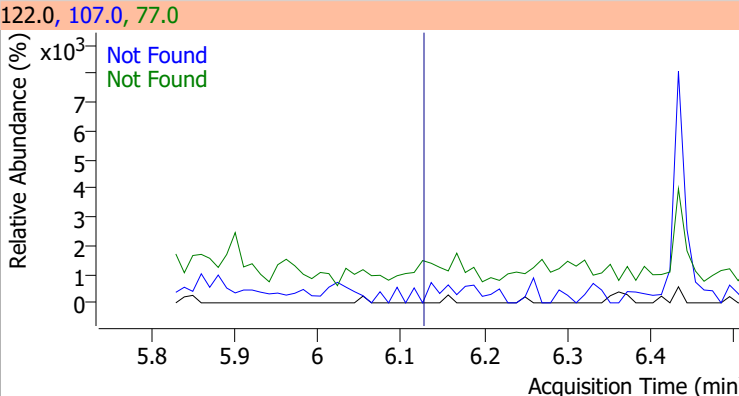
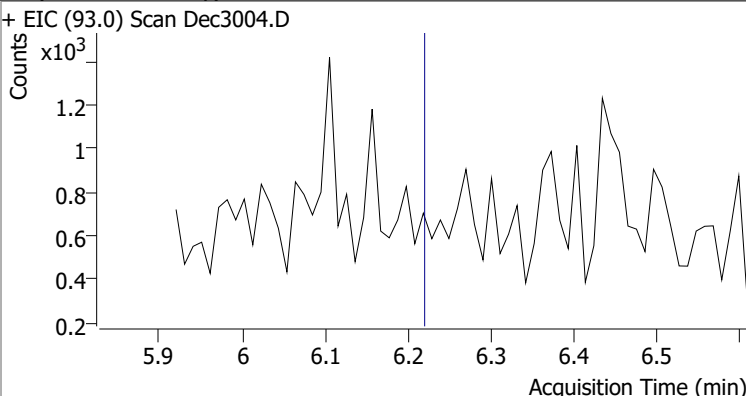
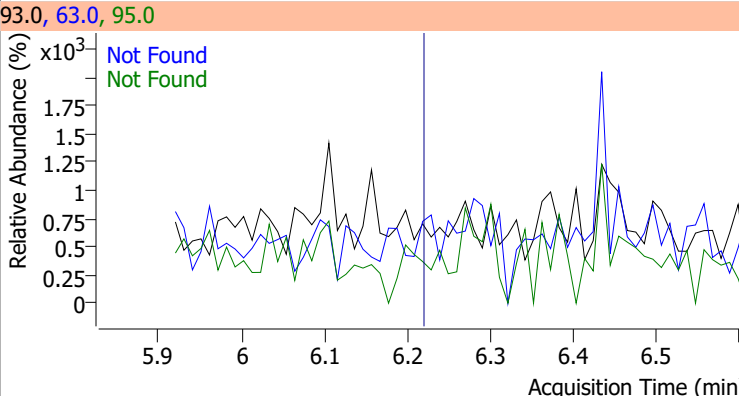
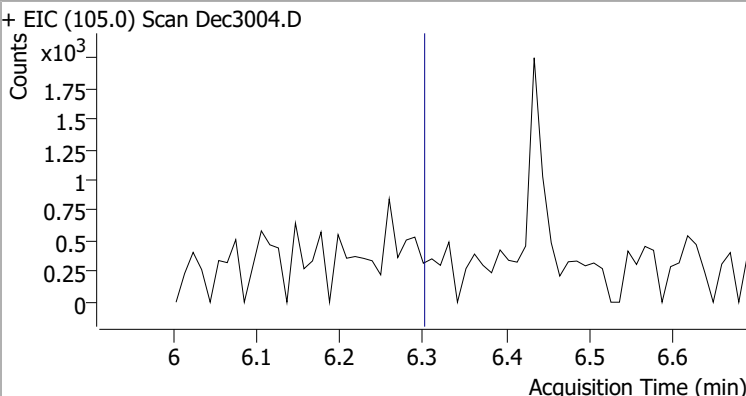
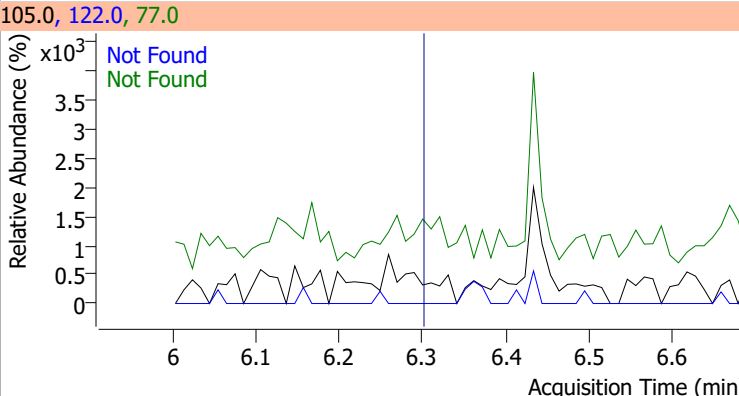
| Compound | Conc. | Exp RT | QIon | Exp Ratio | QIon | Exp Ratio |
|--------------|-------|--------|------|-----------|------|-----------|
| Nitrobenzene | N.D. | 5.64 | 77.0 | 211.4 | 51.0 | 210.3 |



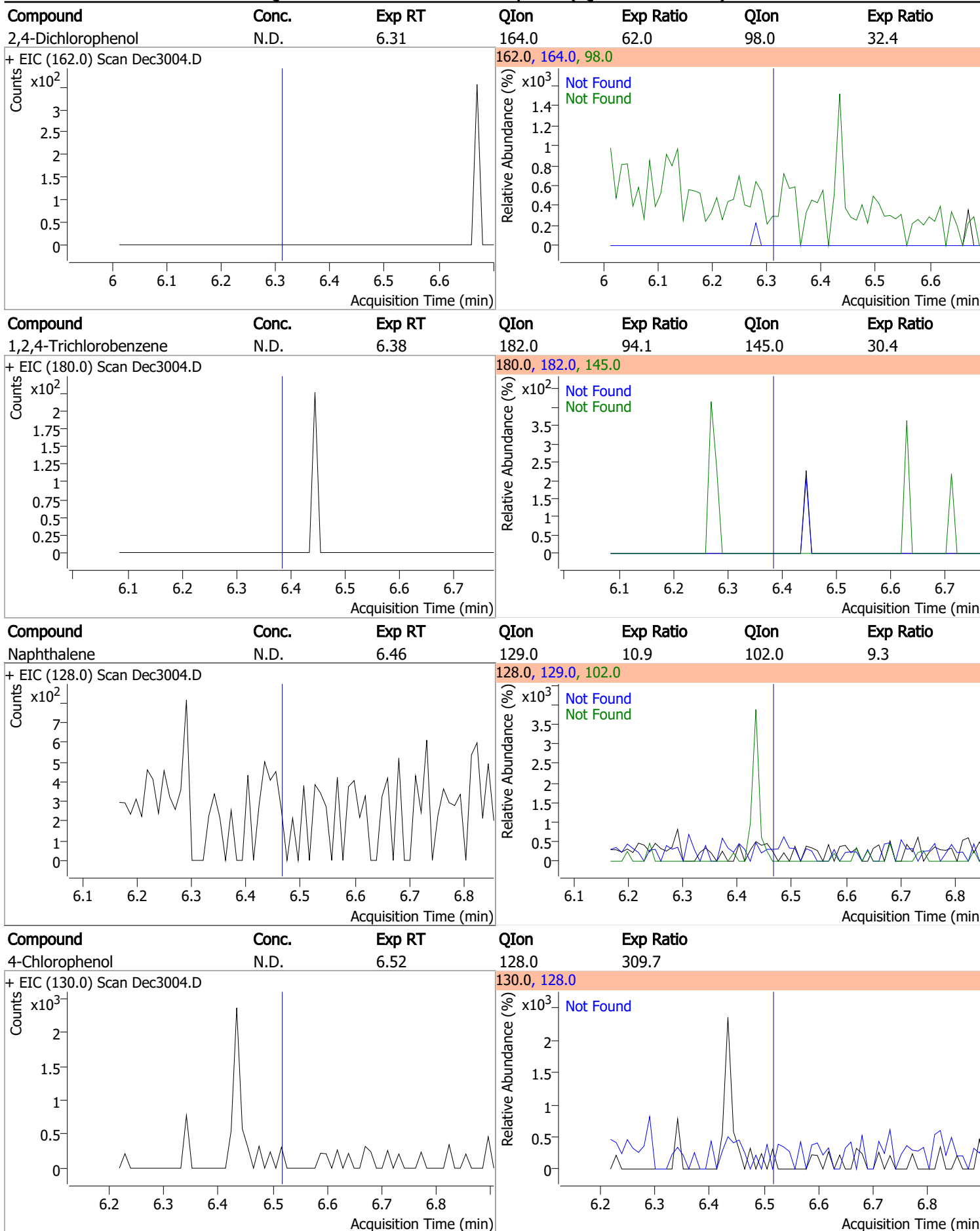
| Compound | Conc. | Exp RT | QIon | Exp Ratio |
|------------|-------|--------|-------|-----------|
| Isophorone | N.D. | 5.95 | 138.0 | 19.1 |



Quantitation Results Report (QT Reviewed)

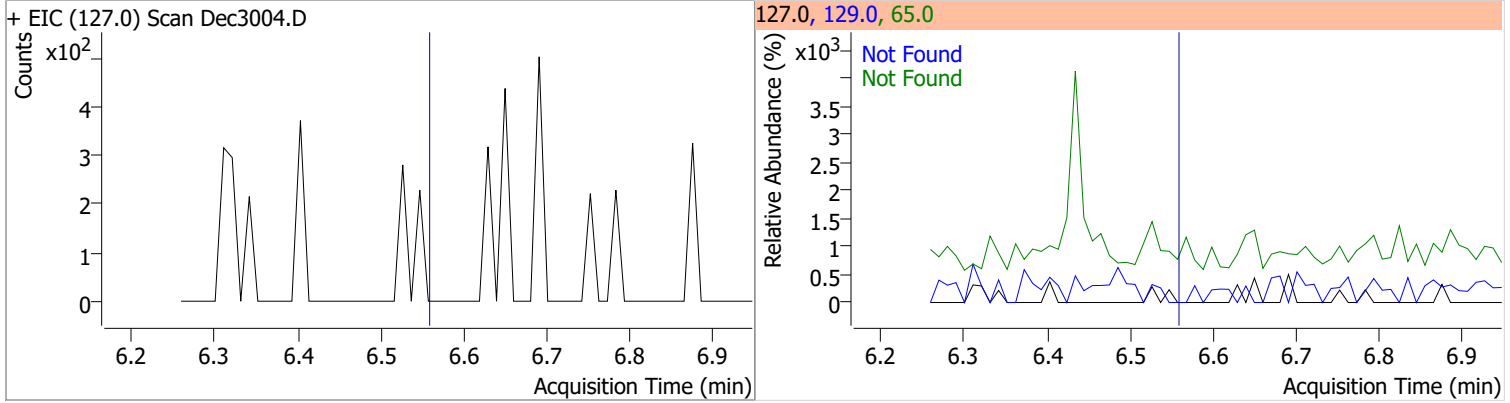
| Compound | Conc. | Exp RT | QIon | Exp Ratio | QIon | Exp Ratio |
|--|-------|--------|--|-----------|-------|-----------|
| 2-Nitrophenol | N.D. | 6.01 | 65.0 | 57.4 | 109.0 | 32.8 |
| + EIC (139.0) Scan Dec3004.D | | | 139.0, 65.0, 109.0 | | | |
|  | | |  | | | |
| 2,4-Dimethylphenol | N.D. | 6.13 | 107.0 | 109.1 | 77.0 | 32.4 |
| + EIC (122.0) Scan Dec3004.D | | | 122.0, 107.0, 77.0 | | | |
|  | | |  | | | |
| bis(-2-Chloroethoxy)Methane | N.D. | 6.22 | 63.0 | 90.7 | 95.0 | 31.7 |
| + EIC (93.0) Scan Dec3004.D | | | 93.0, 63.0, 95.0 | | | |
|  | | |  | | | |
| Benzoic Acid | N.D. | 6.30 | 122.0 | 87.4 | 77.0 | 73.1 |
| + EIC (105.0) Scan Dec3004.D | | | 105.0, 122.0, 77.0 | | | |
|  | | |  | | | |

Quantitation Results Report (QT Reviewed)

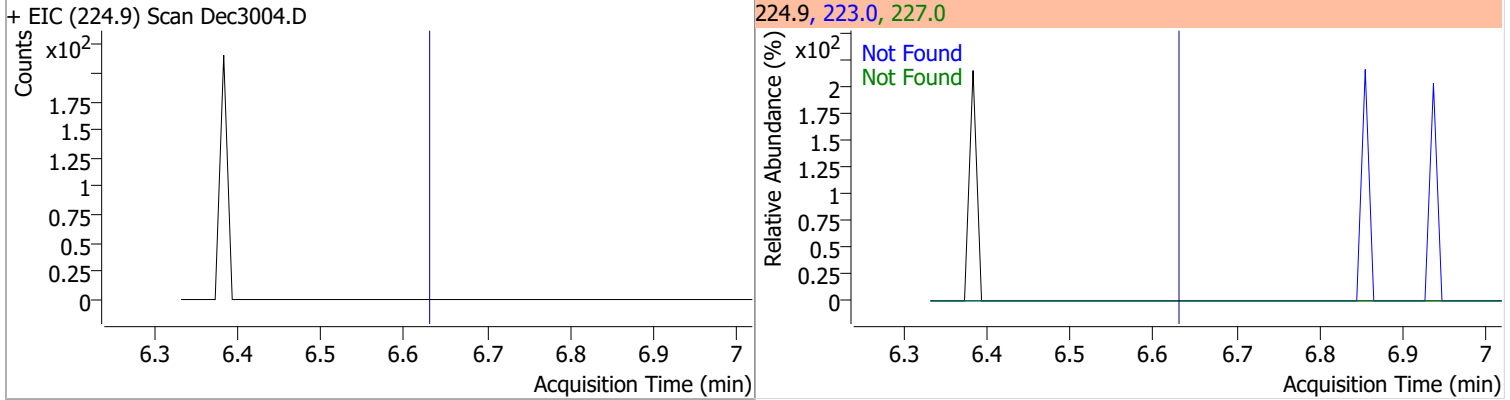


Quantitation Results Report (QT Reviewed)

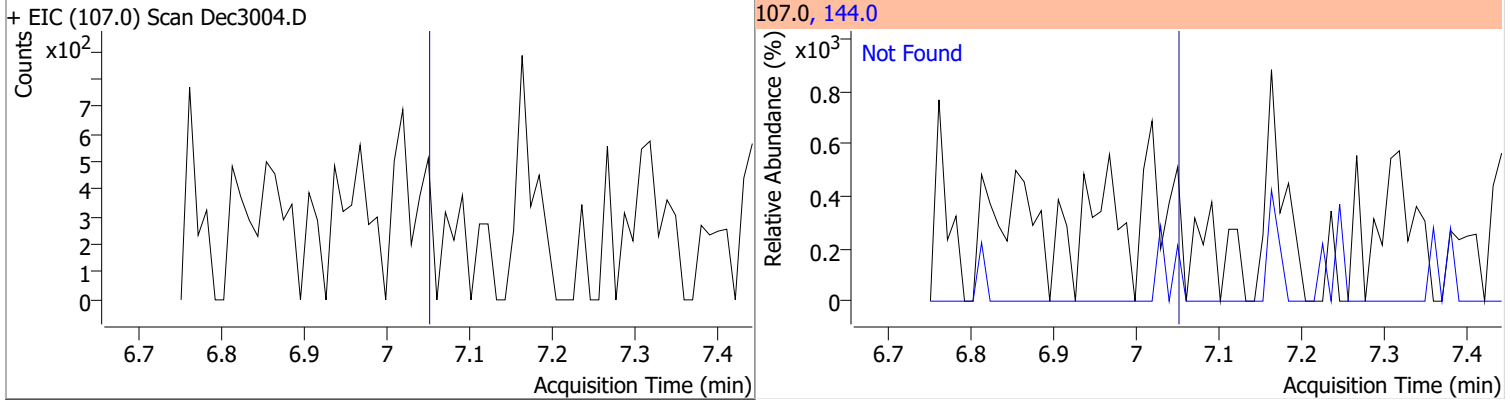
| Compound | Conc. | Exp RT | QIon | Exp Ratio | QIon | Exp Ratio |
|-----------------|-------|--------|------|-----------|-------|-----------|
| p-Chloroaniline | N.D. | 6.56 | 65.0 | 37.5 | 129.0 | 29.2 |



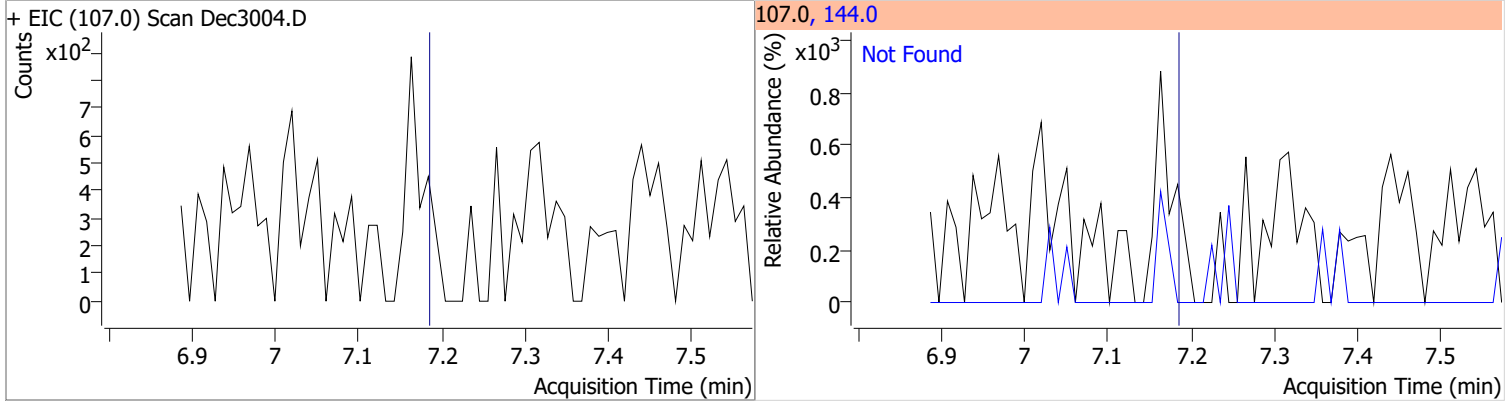
| Compound | Conc. | Exp RT | QIon | Exp Ratio | QIon | Exp Ratio |
|---------------------|-------|--------|-------|-----------|-------|-----------|
| Hexachlorobutadiene | N.D. | 6.63 | 227.0 | 66.6 | 223.0 | 60.8 |



| Compound | Conc. | Exp RT | QIon | Exp Ratio |
|-------------------------|-------|--------|-------|-----------|
| 4-Chloro-2-Methylphenol | N.D. | 7.05 | 144.0 | 26.6 |



| Compound | Conc. | Exp RT | QIon | Exp Ratio |
|-------------------------|-------|--------|-------|-----------|
| 4-Chloro-3-Methylphenol | N.D. | 7.18 | 144.0 | 27.6 |

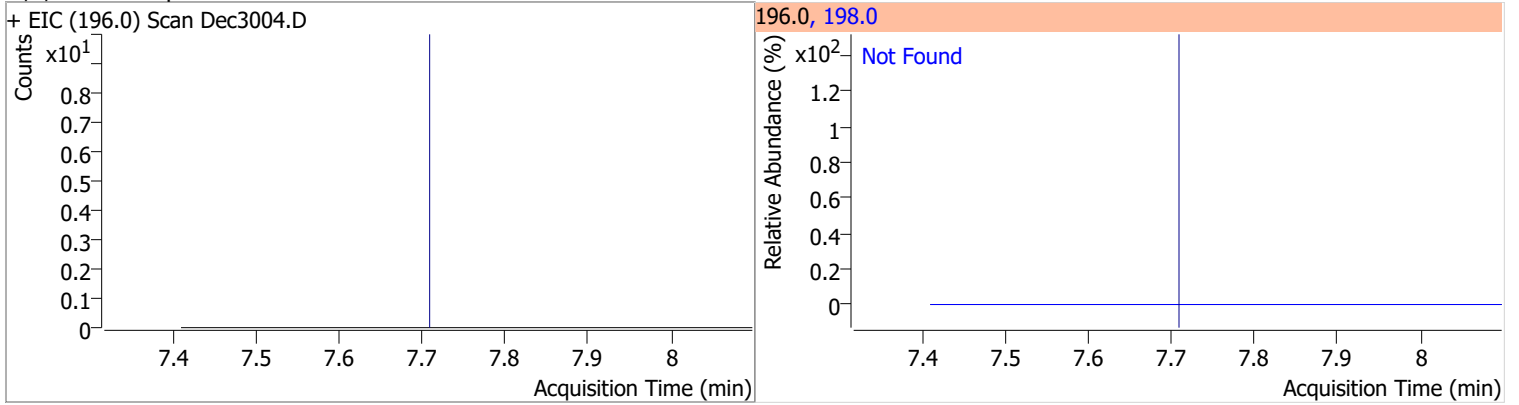


Quantitation Results Report (QT Reviewed)

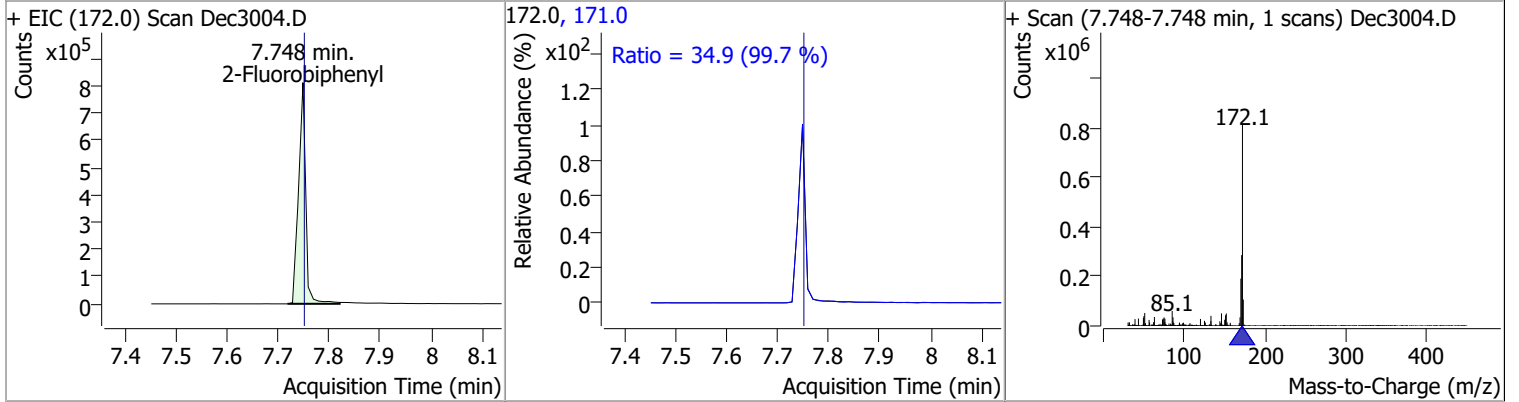
| Compound | Conc. | Exp RT | QIon | Exp Ratio | QIon | Exp Ratio |
|------------------------------|-------|--------|---------------------|-----------|-------|-----------|
| 2-Methylnaphthalene | N.D. | 7.29 | 142.0 | 114.8 | 115.0 | 42.0 |
| + EIC (141.0) Scan Dec3004.D | | | 141.0, 142.0, 115.0 | | | |
| | | | | | | |
| 1-Methylnaphthalene | N.D. | 7.40 | 142.0 | 111.0 | 115.0 | 42.5 |
| + EIC (141.0) Scan Dec3004.D | | | 141.0, 142.0, 115.0 | | | |
| | | | | | | |
| Hexachlorocyclopentadiene | N.D. | 7.48 | 234.9 | 64.7 | 238.9 | 64.1 |
| + EIC (236.9) Scan Dec3004.D | | | 236.9, 238.9, 234.9 | | | |
| | | | | | | |
| 2,4,6-Trichlorophenol | N.D. | 7.65 | 198.0 | 94.4 | | |
| + EIC (196.0) Scan Dec3004.D | | | 196.0, 198.0 | | | |
| | | | | | | |

Quantitation Results Report (QT Reviewed)

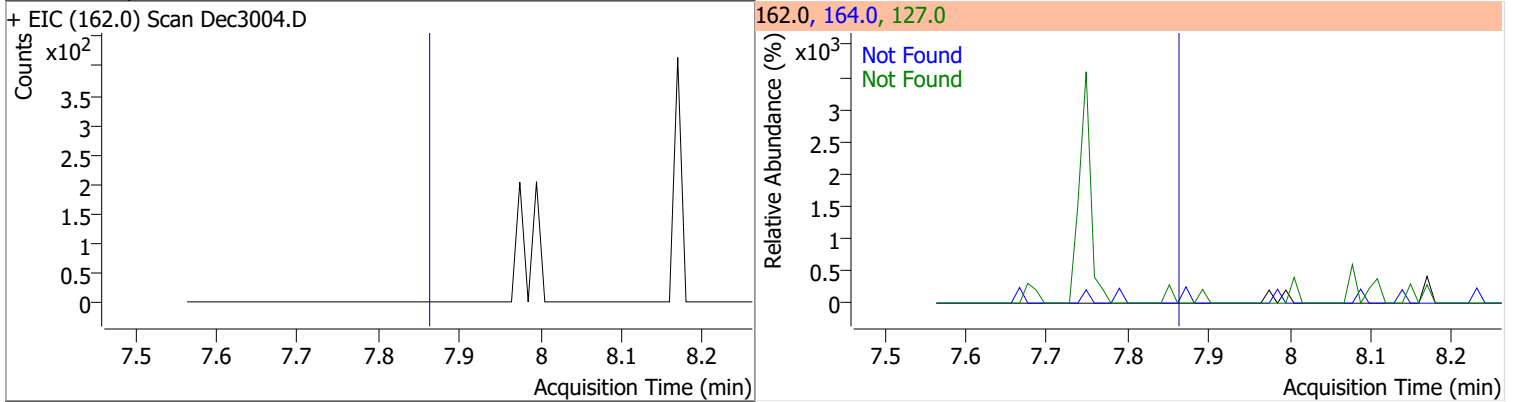
| Compound | Conc. | Exp RT | QIon | Exp Ratio |
|-----------------------|-------|--------|-------|-----------|
| 2,4,5-Trichlorophenol | N.D. | 7.71 | 198.0 | 94.9 |



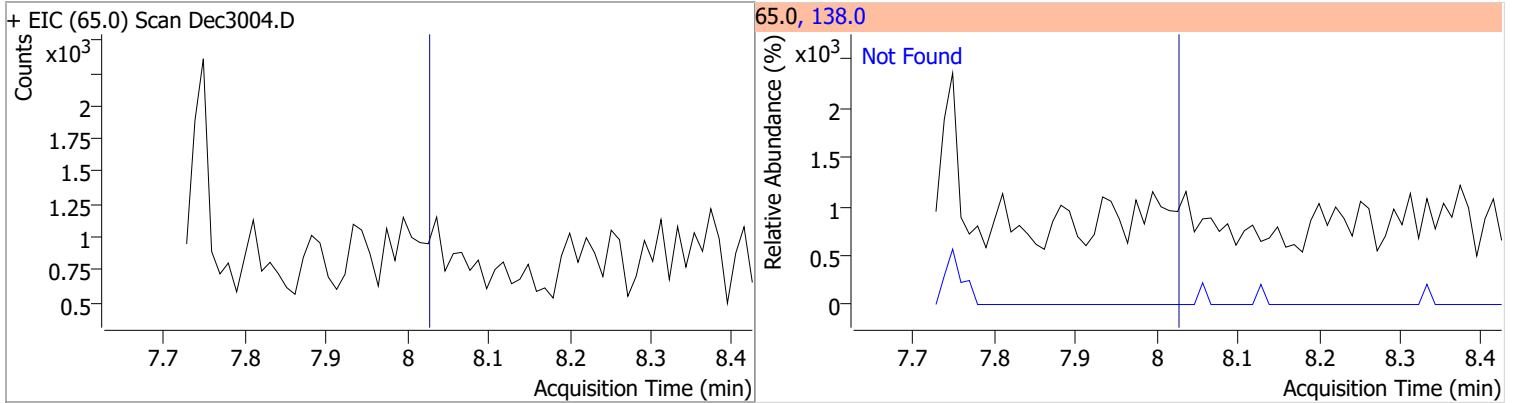
| Compound | Conc. | RT | Dev(Min) | Resp. | QIon | QRatio | Lower | Upper |
|------------------|---------|------|----------|--------|-------|--------|-------|-------|
| 2-Fluorobiphenyl | 45.2911 | 7.75 | 0.00 | 788719 | 171.0 | 34.9 | 24.5 | 45.6 |



| Compound | Conc. | Exp RT | QIon | Exp Ratio | QIon | Exp Ratio |
|---------------------|-------|--------|-------|-----------|-------|-----------|
| 2-Chloronaphthalene | N.D. | 7.86 | 127.0 | 39.2 | 164.0 | 32.2 |

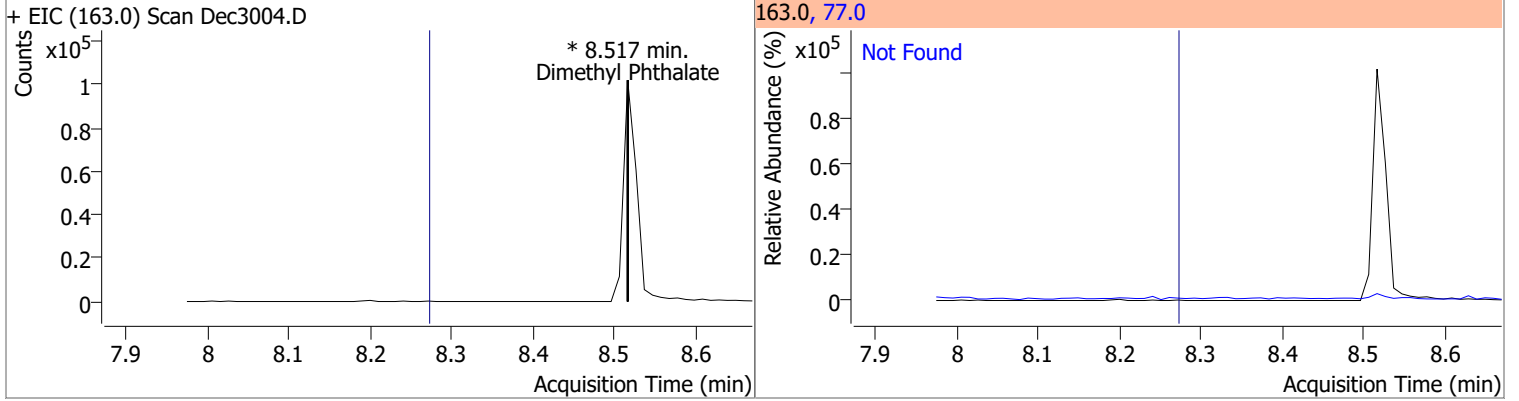


| Compound | Conc. | Exp RT | QIon | Exp Ratio |
|----------------|-------|--------|-------|-----------|
| 2-Nitroaniline | N.D. | 8.03 | 138.0 | 99.6 |

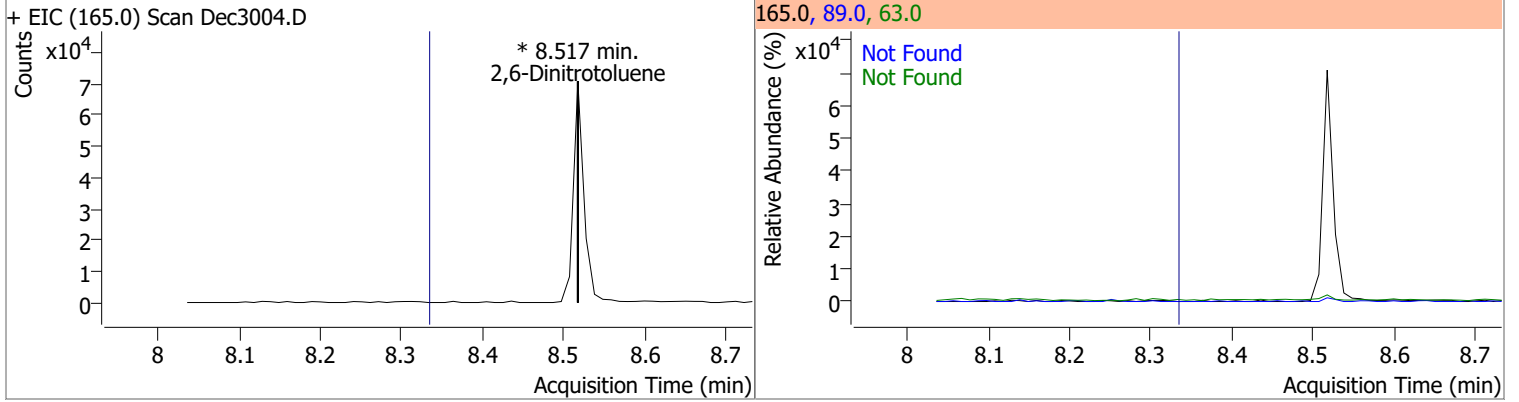


Quantitation Results Report (QT Reviewed)

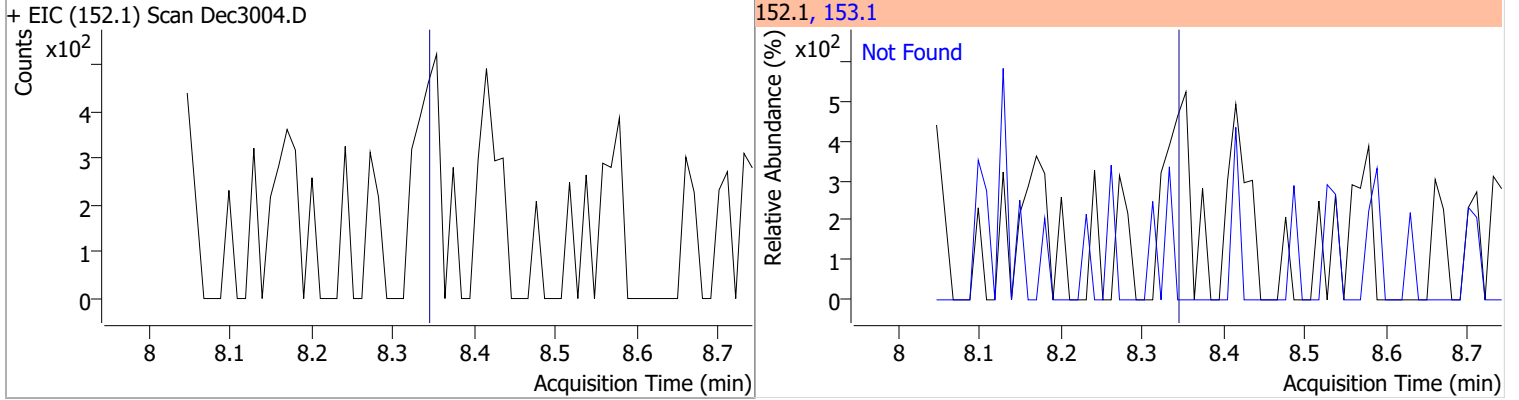
| Compound | Conc. | RT | Dev(Min) | Resp. | QIon | QRatio | Lower | Upper |
|--------------------|-------|----|----------|-------|------|--------|-------|-------|
| Dimethyl Phthalate | 0 | 0 | | 0 | 77.0 | | 15.1 | 28.0 |



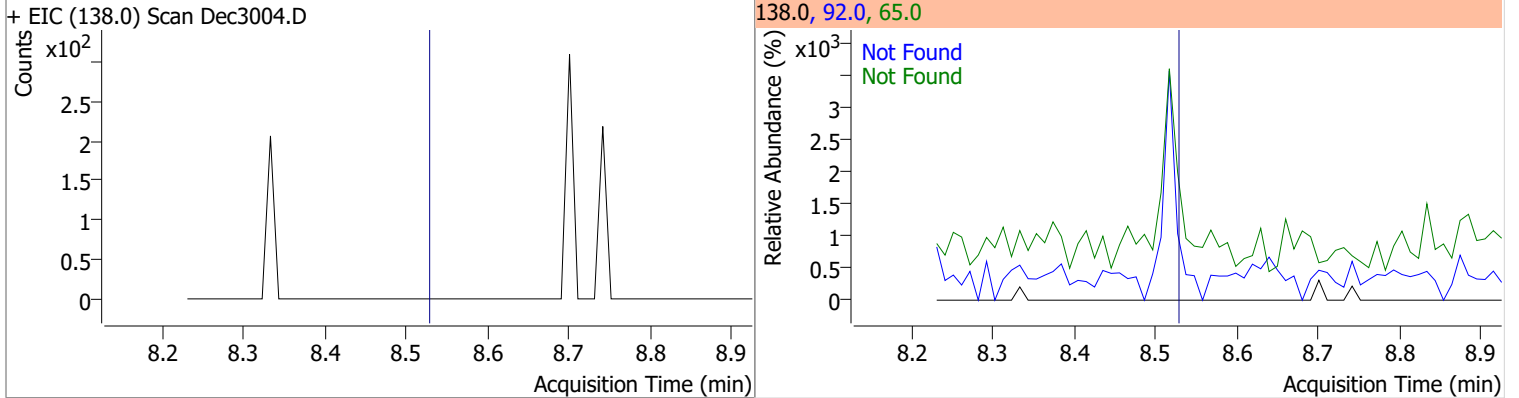
| Compound | Conc. | RT | Dev(Min) | Resp. | QIon | QRatio | Lower | Upper |
|--------------------|-------|----|----------|-------|--------------|--------|---------------|---------------|
| 2,6-Dinitrotoluene | 0 | 0 | | 0 | 63.0 89.0 | | 135.1 47.4 | 250.9 88.1 |



| Compound | Conc. | Exp RT | QIon | Exp Ratio |
|----------------|-------|--------|-------|-----------|
| Acenaphthylene | N.D. | 8.34 | 153.1 | 13.9 |

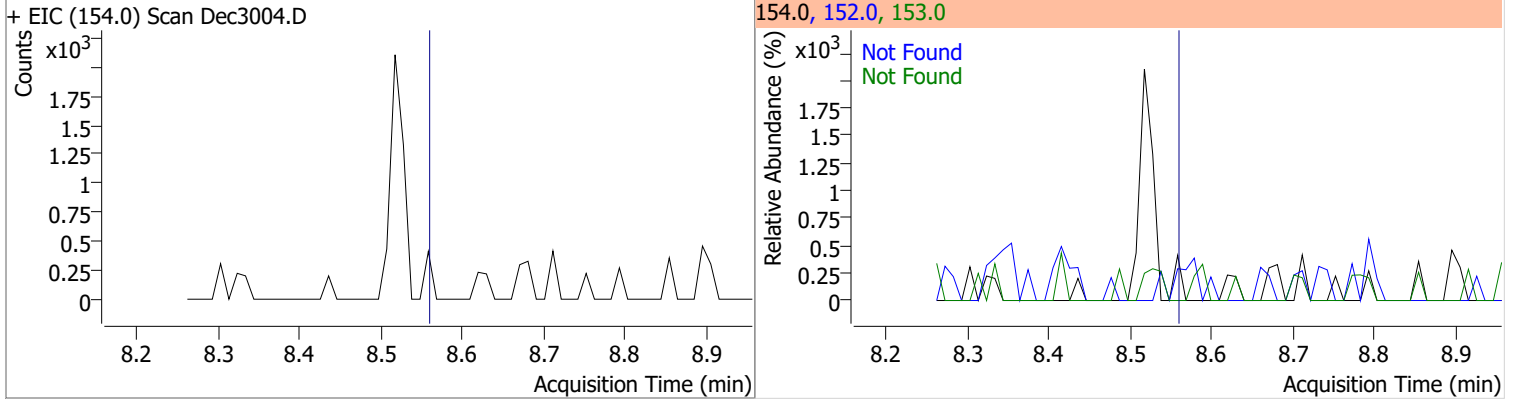


| Compound | Conc. | Exp RT | QIon | Exp Ratio | QIon | Exp Ratio |
|----------------|-------|--------|------|-----------|------|-----------|
| 3-Nitroaniline | N.D. | 8.53 | 65.0 | 157.8 | 92.0 | 118.6 |

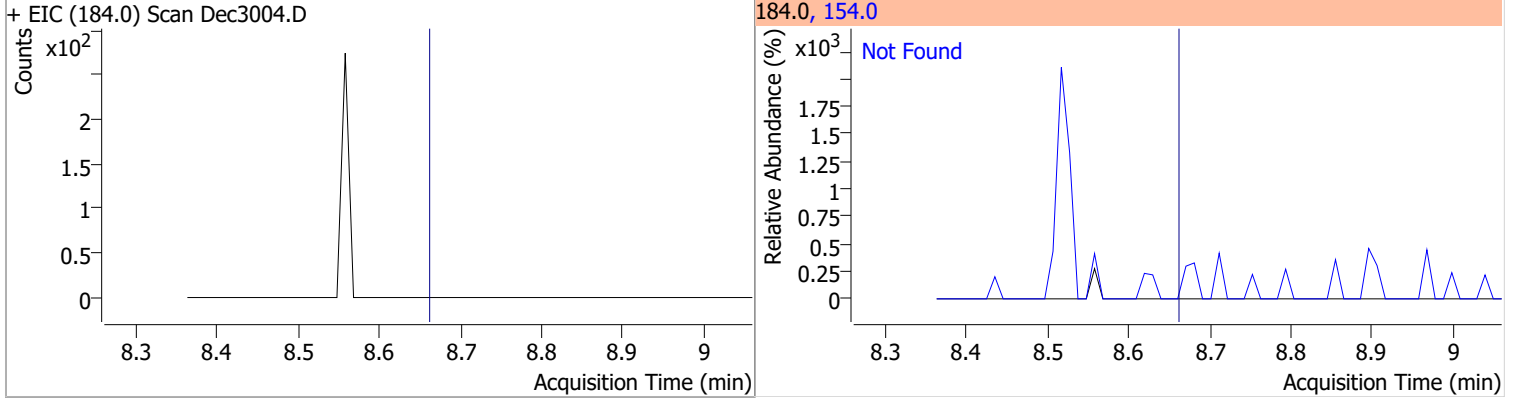


Quantitation Results Report (QT Reviewed)

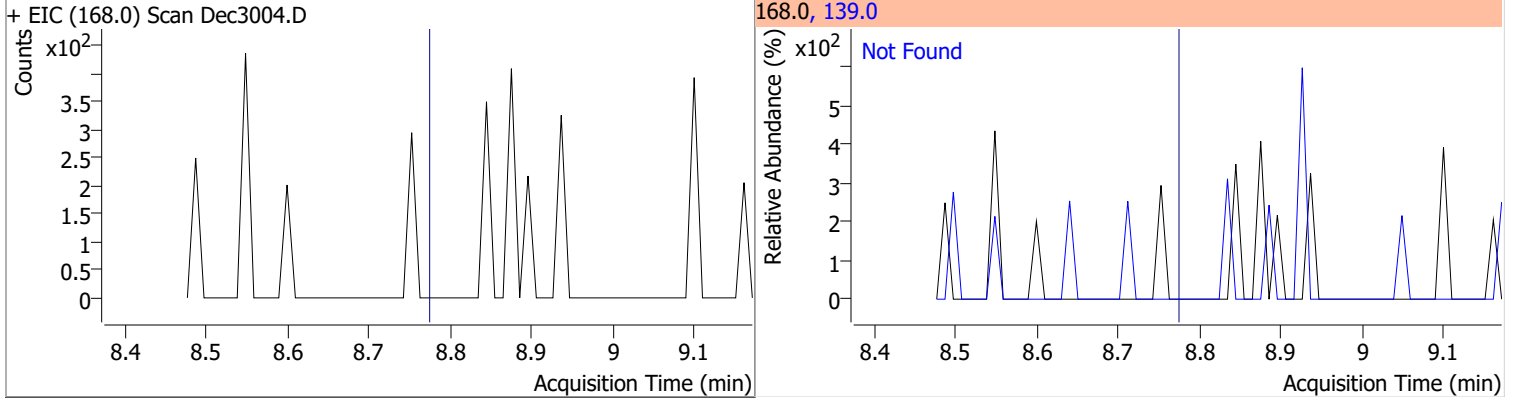
| Compound | Conc. | Exp RT | QIon | Exp Ratio | QIon | Exp Ratio |
|--------------|-------|--------|-------|-----------|-------|-----------|
| Acenaphthene | N.D. | 8.56 | 153.0 | 109.6 | 152.0 | 52.7 |



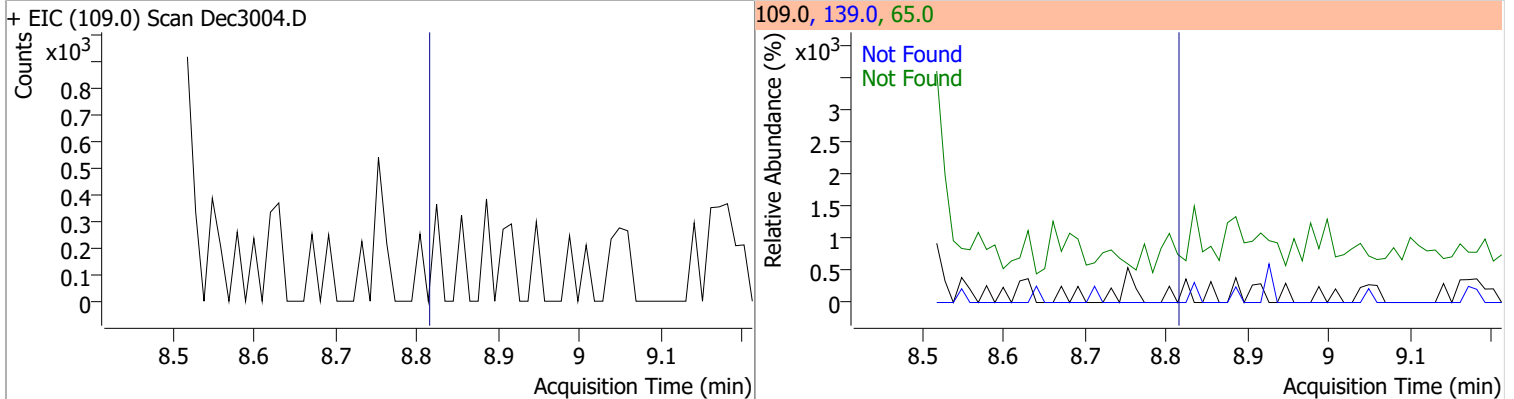
| Compound | Conc. | Exp RT | QIon | Exp Ratio |
|-------------------|-------|--------|-------|-----------|
| 2,4-Dinitrophenol | N.D. | 8.66 | 154.0 | 55.5 |



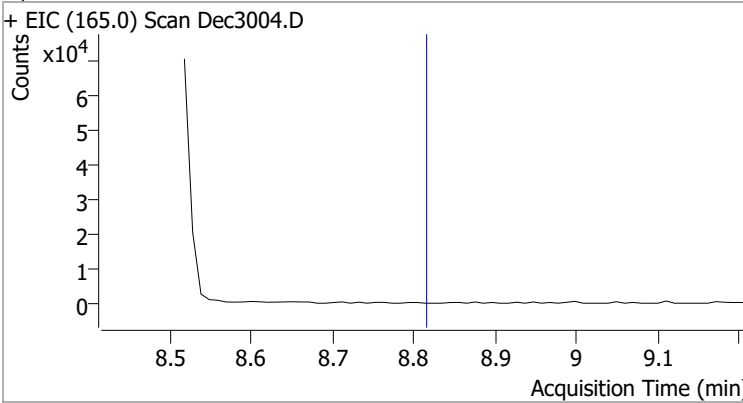
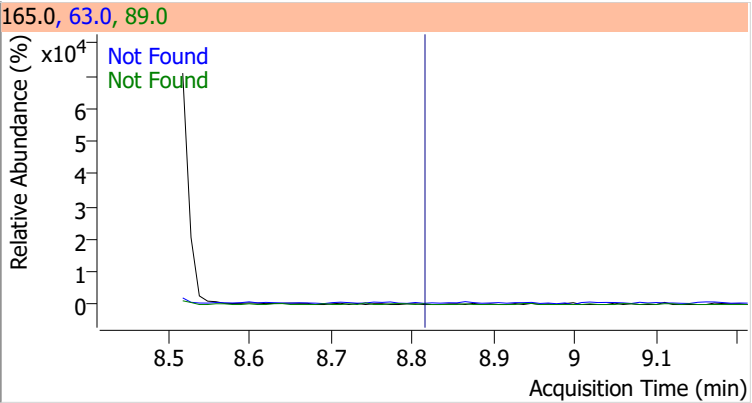
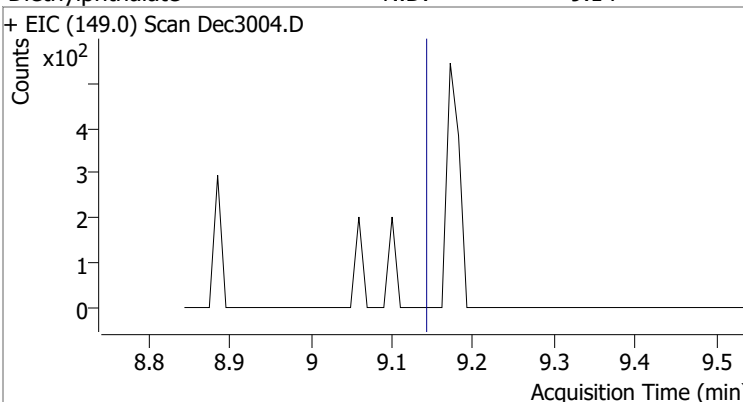
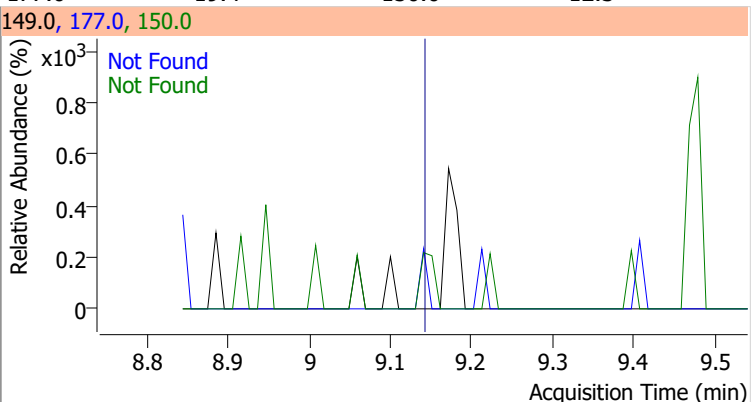
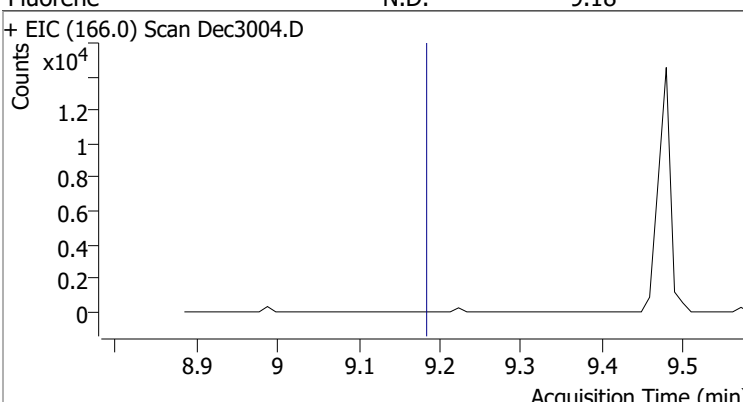
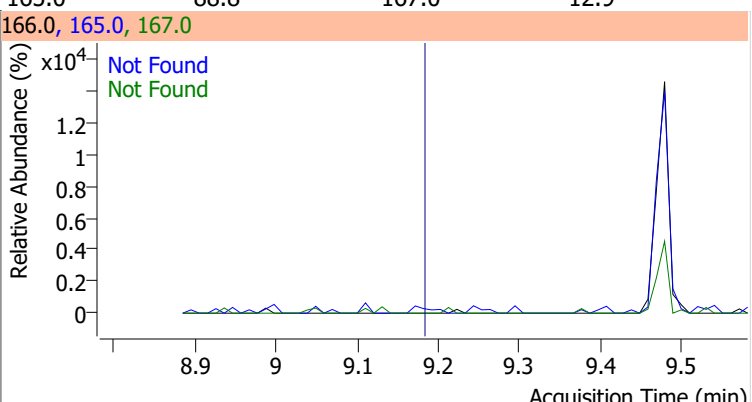
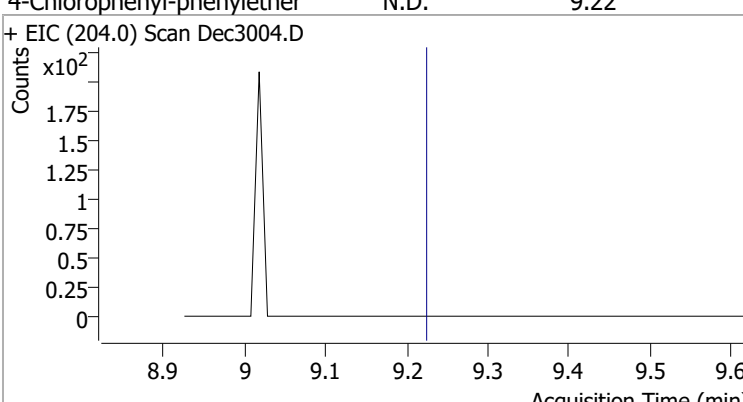
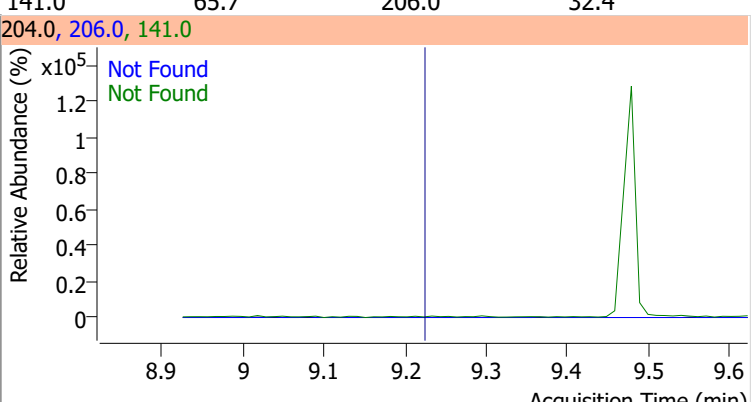
| Compound | Conc. | Exp RT | QIon | Exp Ratio |
|--------------|-------|--------|-------|-----------|
| Dibenzofuran | N.D. | 8.77 | 139.0 | 38.2 |



| Compound | Conc. | Exp RT | QIon | Exp Ratio | QIon | Exp Ratio |
|---------------|-------|--------|------|-----------|-------|-----------|
| 4-Nitrophenol | N.D. | 8.81 | 65.0 | 85.8 | 139.0 | 70.9 |

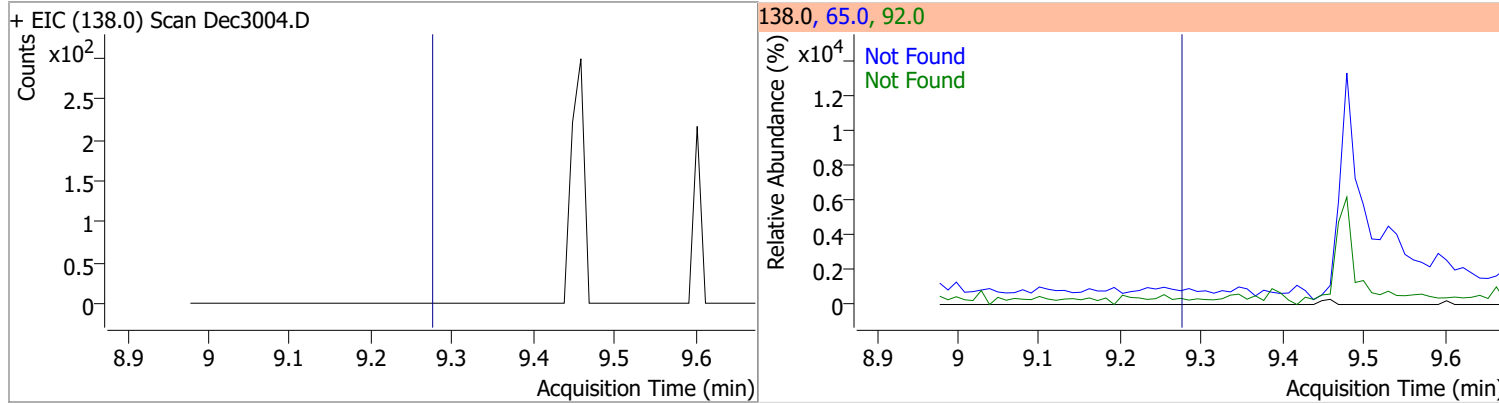


Quantitation Results Report (QT Reviewed)

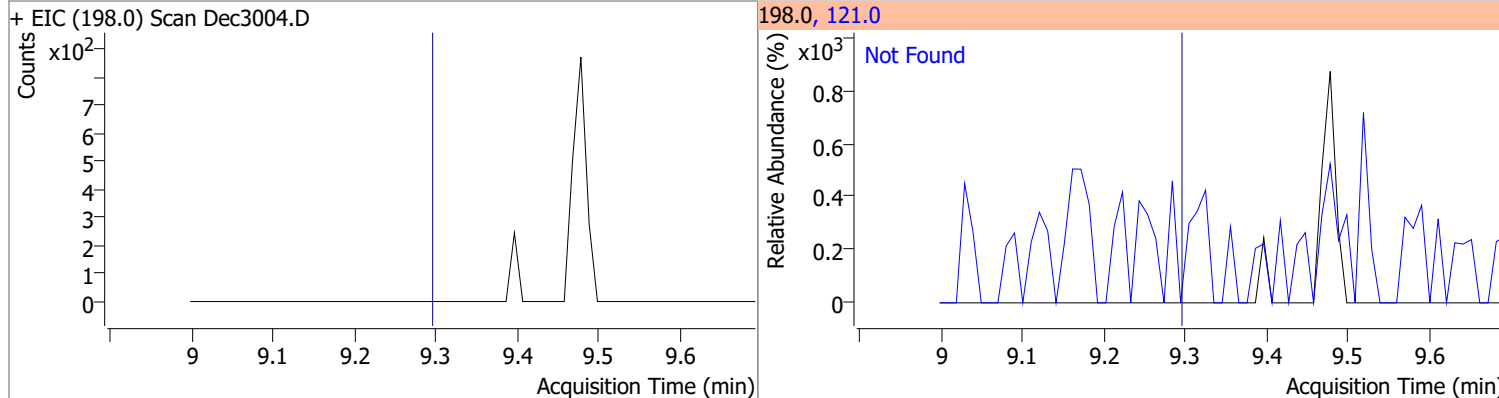
| Compound | Conc. | Exp RT | QIon | Exp Ratio | QIon | Exp Ratio |
|--|-------|--------|--|-----------|-------|-----------|
| 2,4-Dinitrotoluene | N.D. | 8.81 | 63.0 | 89.4 | 89.0 | 79.1 |
| + EIC (165.0) Scan Dec3004.D | | | 165.0, 63.0, 89.0 | | | |
|  | | |  | | | |
| Diethylphthalate | N.D. | 9.14 | 177.0 | 19.4 | 150.0 | 12.3 |
| + EIC (149.0) Scan Dec3004.D | | | 149.0, 177.0, 150.0 | | | |
|  | | |  | | | |
| Fluorene | N.D. | 9.18 | 165.0 | 88.8 | 167.0 | 12.9 |
| + EIC (166.0) Scan Dec3004.D | | | 166.0, 165.0, 167.0 | | | |
|  | | |  | | | |
| 4-Chlorophenyl-phenylether | N.D. | 9.22 | 141.0 | 65.7 | 206.0 | 32.4 |
| + EIC (204.0) Scan Dec3004.D | | | 204.0, 206.0, 141.0 | | | |
|  | | |  | | | |

Quantitation Results Report (QT Reviewed)

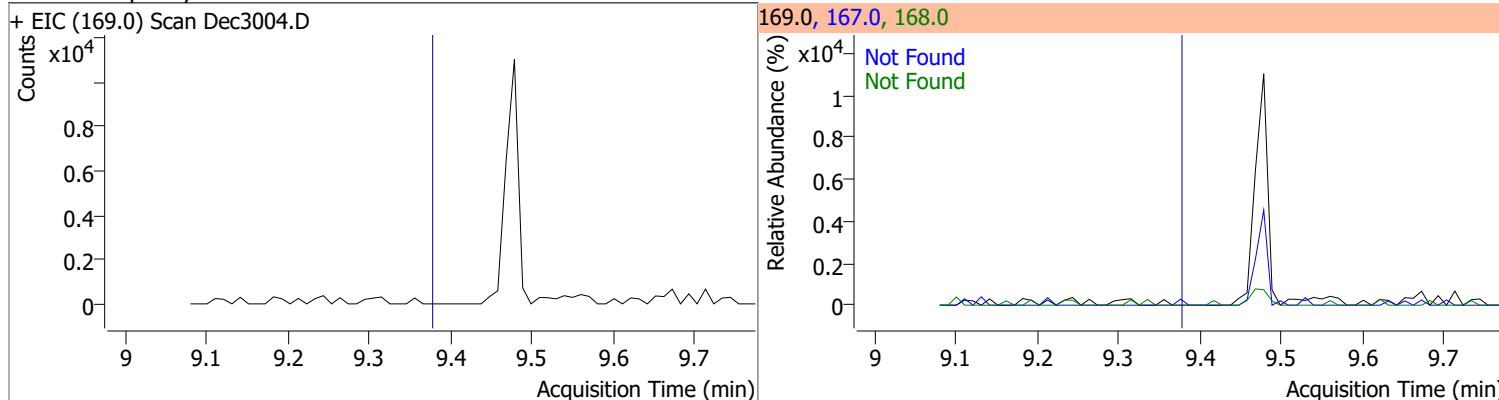
| Compound | Conc. | Exp RT | QIon | Exp Ratio | QIon | Exp Ratio |
|----------------|-------|--------|------|-----------|------|-----------|
| 4-Nitroaniline | N.D. | 9.27 | 65.0 | 131.3 | 92.0 | 49.5 |



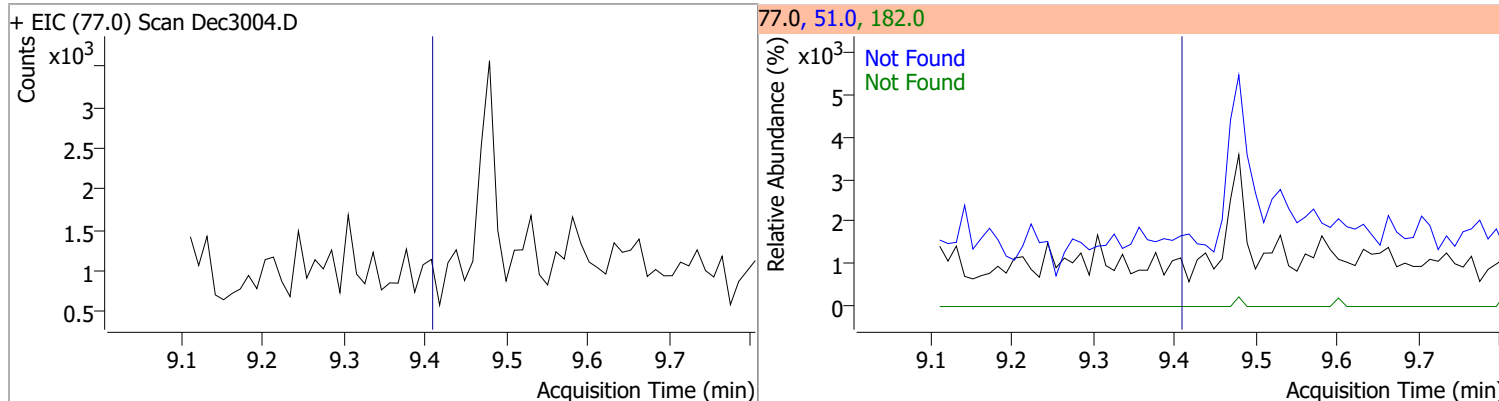
| Compound | Conc. | Exp RT | QIon | Exp Ratio |
|----------------------------|-------|--------|-------|-----------|
| 4,6-Dinitro-2-methylphenol | N.D. | 9.29 | 121.0 | 52.9 |



| Compound | Conc. | Exp RT | QIon | Exp Ratio | QIon | Exp Ratio |
|------------------------|-------|--------|-------|-----------|-------|-----------|
| N-nitrosodiphenylamine | N.D. | 9.38 | 168.0 | 66.6 | 167.0 | 35.0 |

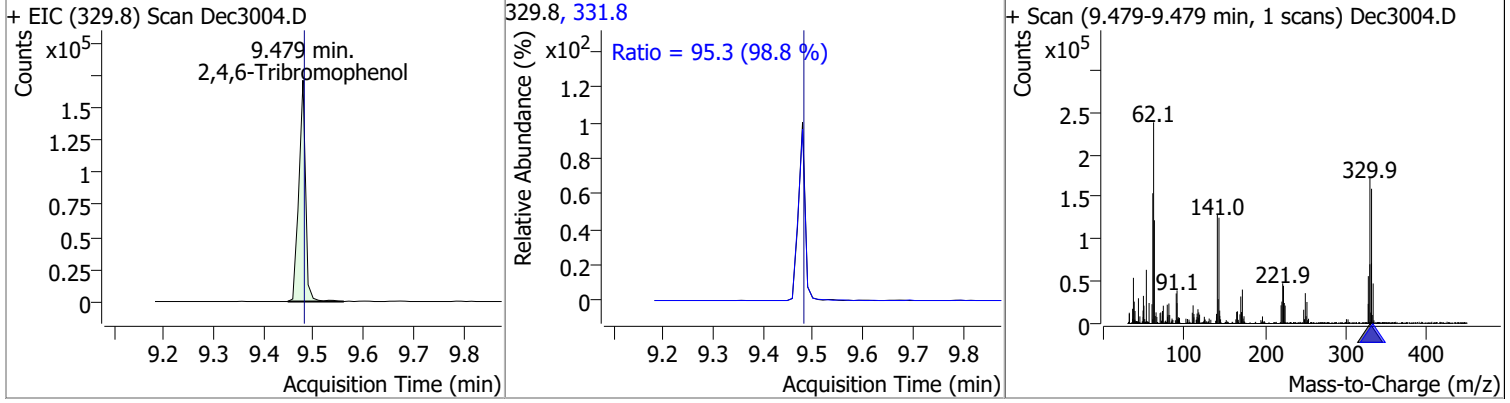


| Compound | Conc. | Exp RT | QIon | Exp Ratio | QIon | Exp Ratio |
|------------|-------|--------|------|-----------|-------|-----------|
| Azobenzene | N.D. | 9.41 | 51.0 | 49.7 | 182.0 | 23.1 |

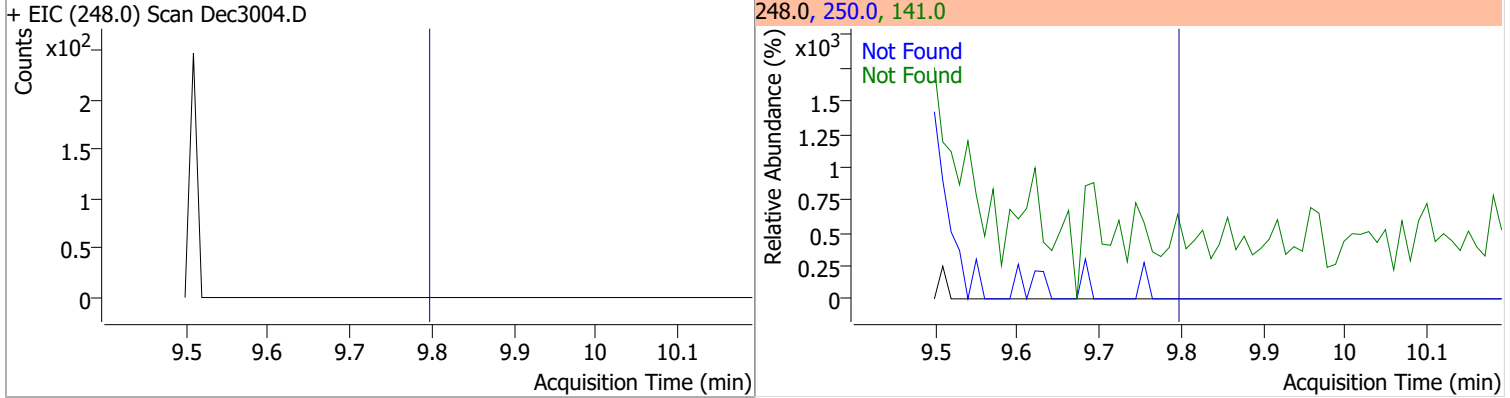


Quantitation Results Report (QT Reviewed)

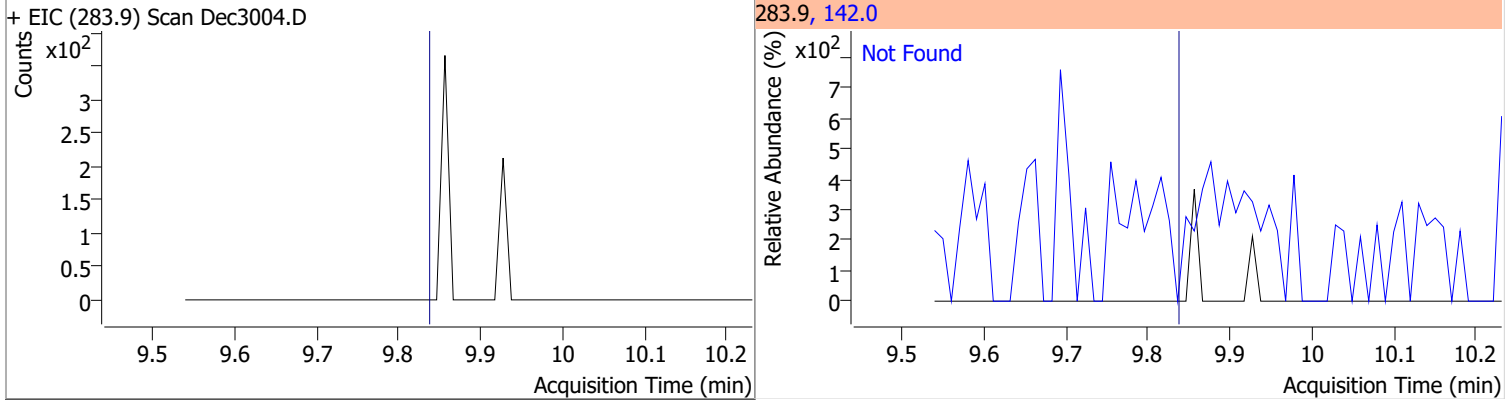
| Compound | Conc. | RT | Dev(Min) | Resp. | QIon | QRatio | Lower | Upper |
|----------------------|----------|------|----------|--------|-------|--------|-------|-------|
| 2,4,6-Tribromophenol | 190.5940 | 9.48 | 0.00 | 161620 | 331.8 | 95.3 | 67.5 | 125.3 |



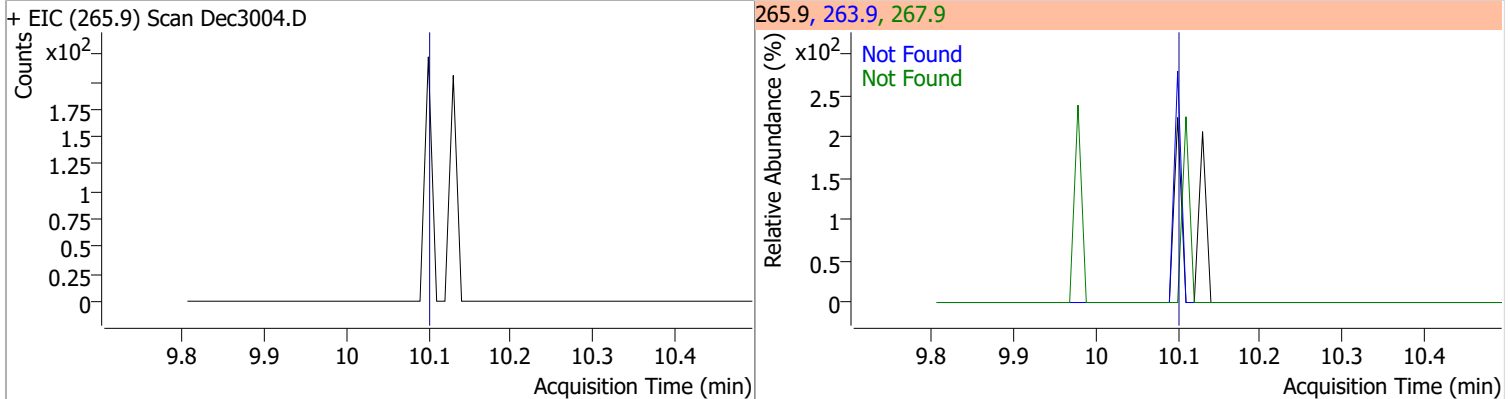
| Compound | Conc. | Exp RT | QIon | Exp Ratio | QIon | Exp Ratio |
|---------------------------|-------|--------|-------|-----------|-------|-----------|
| 4-Bromophenyl-phenylether | N.D. | 9.80 | 141.0 | 109.8 | 250.0 | 97.9 |



| Compound | Conc. | Exp RT | QIon | Exp Ratio |
|-------------------|-------|--------|-------|-----------|
| Hexachlorobenzene | N.D. | 9.84 | 142.0 | 64.6 |

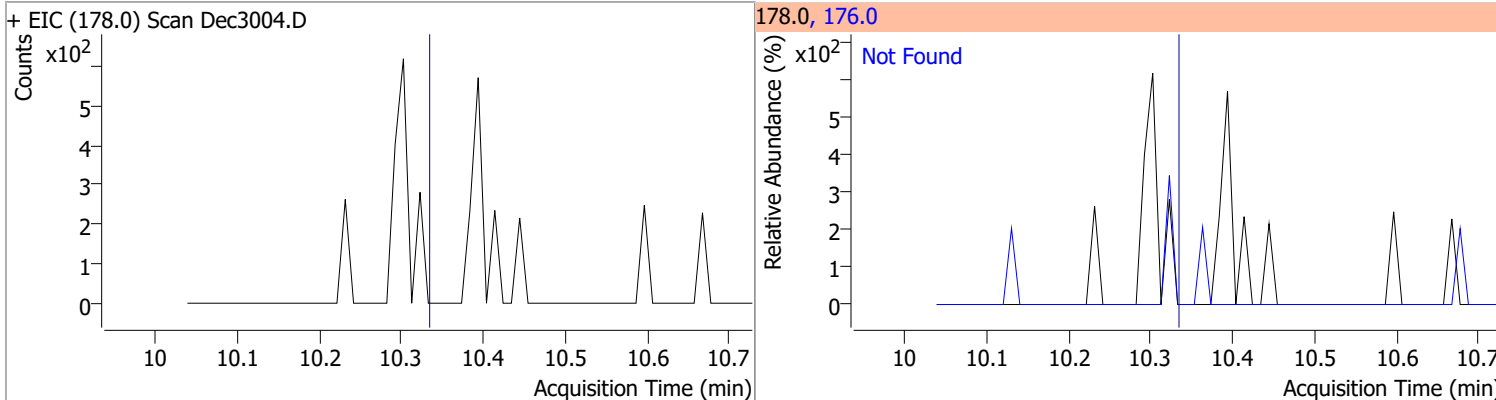


| Compound | Conc. | Exp RT | QIon | Exp Ratio | QIon | Exp Ratio |
|-------------------|-------|--------|-------|-----------|-------|-----------|
| Pentachlorophenol | N.D. | 10.10 | 263.9 | 62.0 | 267.9 | 61.9 |

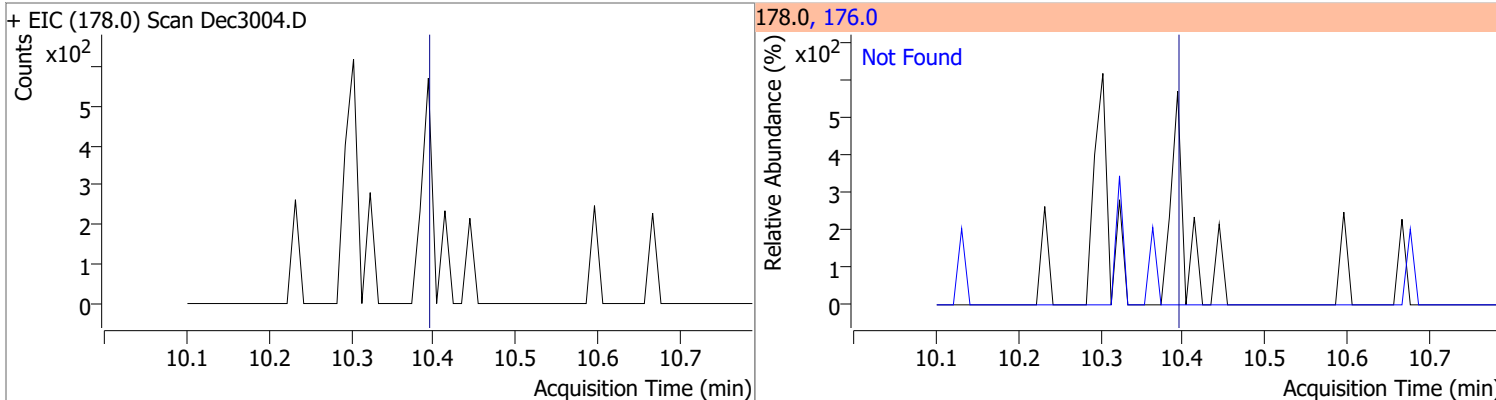


Quantitation Results Report (QT Reviewed)

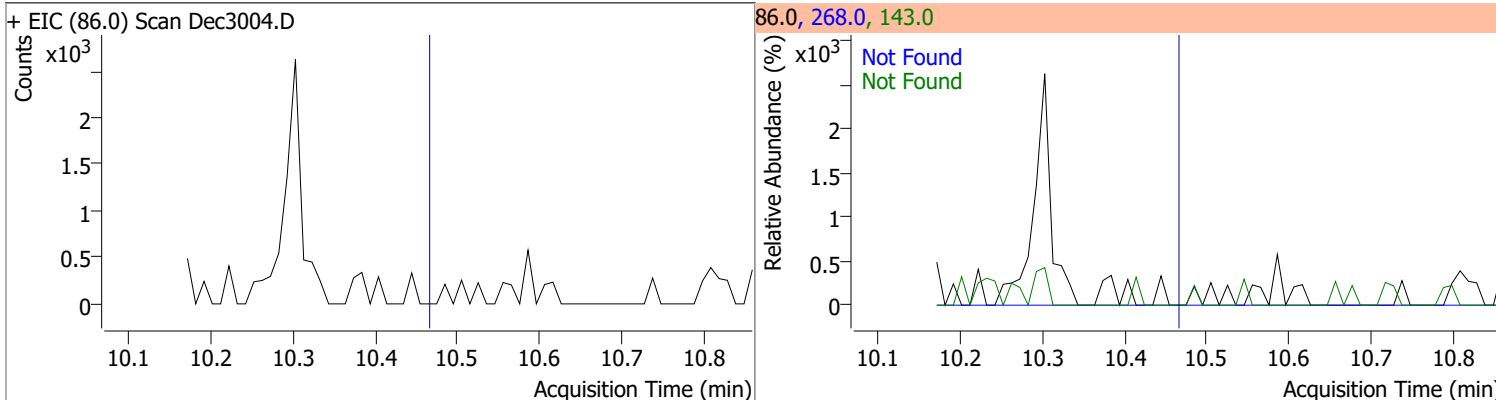
| Compound | Conc. | Exp RT | QIon | Exp Ratio |
|--------------|-------|--------|-------|-----------|
| Phenanthrene | N.D. | 10.33 | 176.0 | 19.7 |



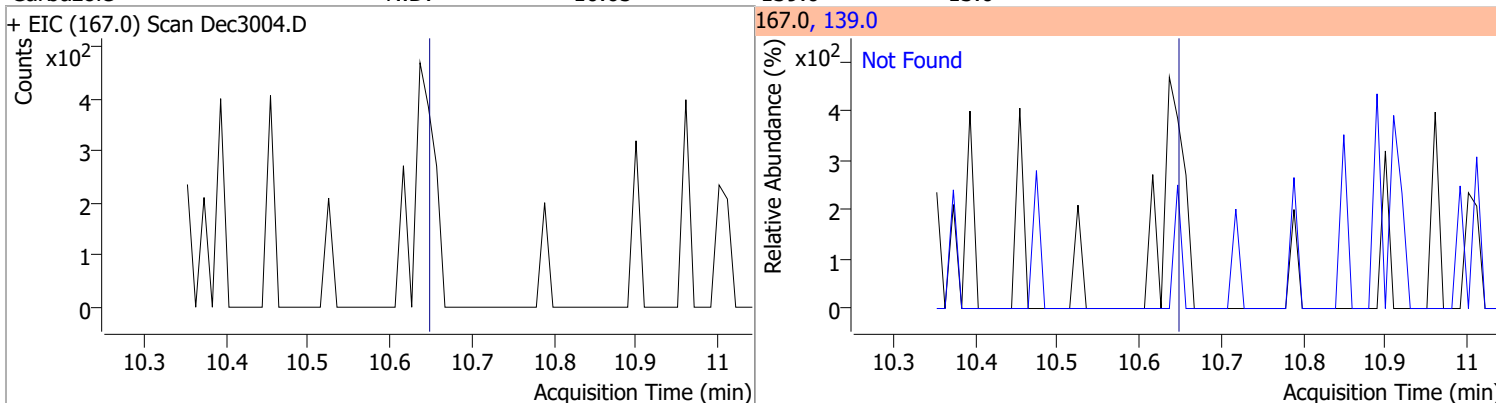
| Compound | Conc. | Exp RT | QIon | Exp Ratio |
|------------|-------|--------|-------|-----------|
| Anthracene | N.D. | 10.39 | 176.0 | 18.3 |



| Compound | Conc. | Exp RT | QIon | Exp Ratio | QIon | Exp Ratio |
|-----------|-------|--------|-------|-----------|-------|-----------|
| Triallate | N.D. | 10.46 | 143.0 | 22.0 | 268.0 | 18.2 |

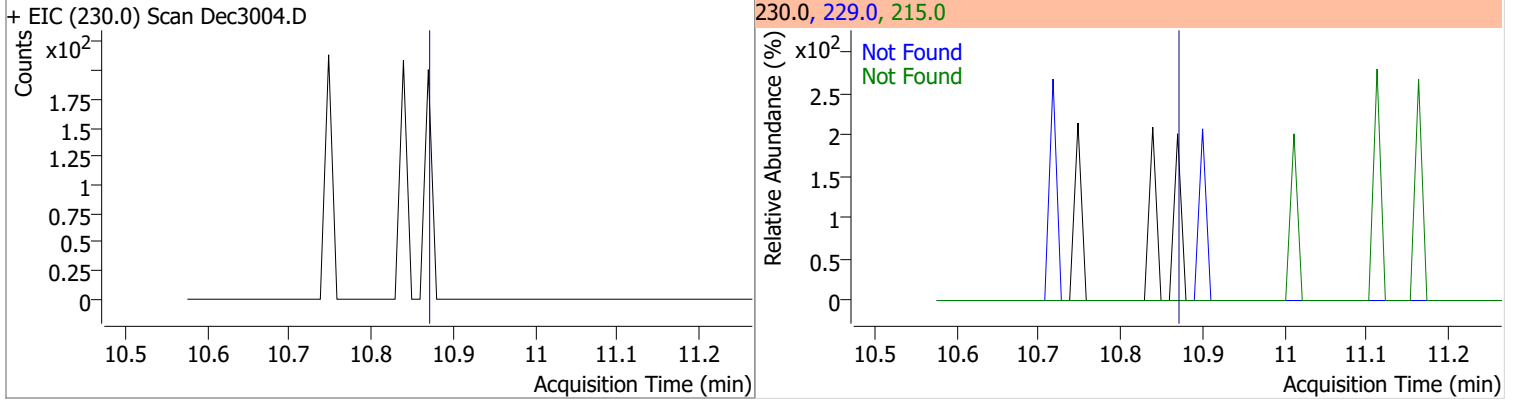


| Compound | Conc. | Exp RT | QIon | Exp Ratio |
|-----------|-------|--------|-------|-----------|
| Carbazole | N.D. | 10.65 | 139.0 | 13.0 |

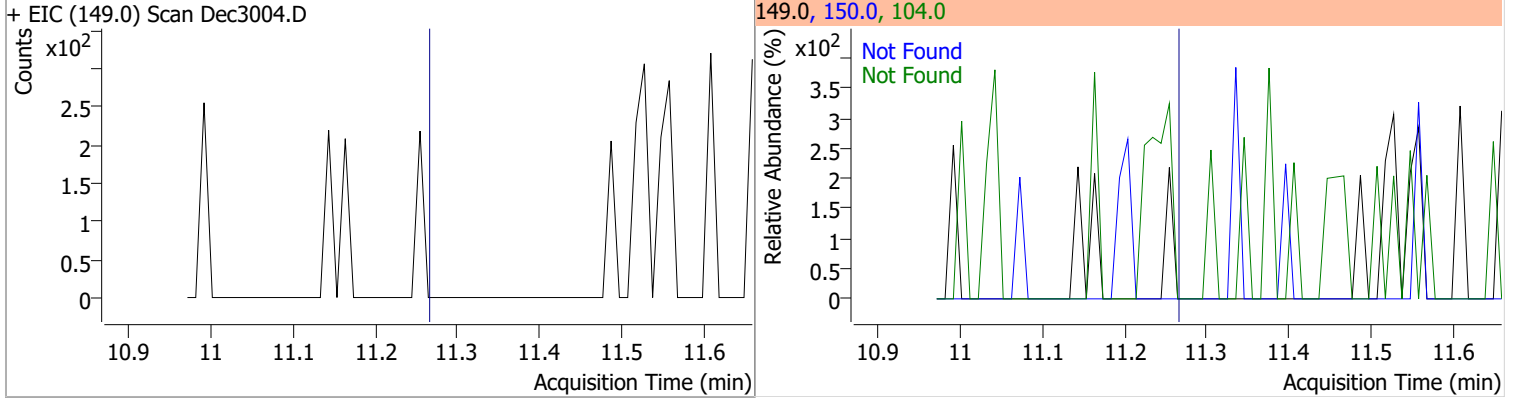


Quantitation Results Report (QT Reviewed)

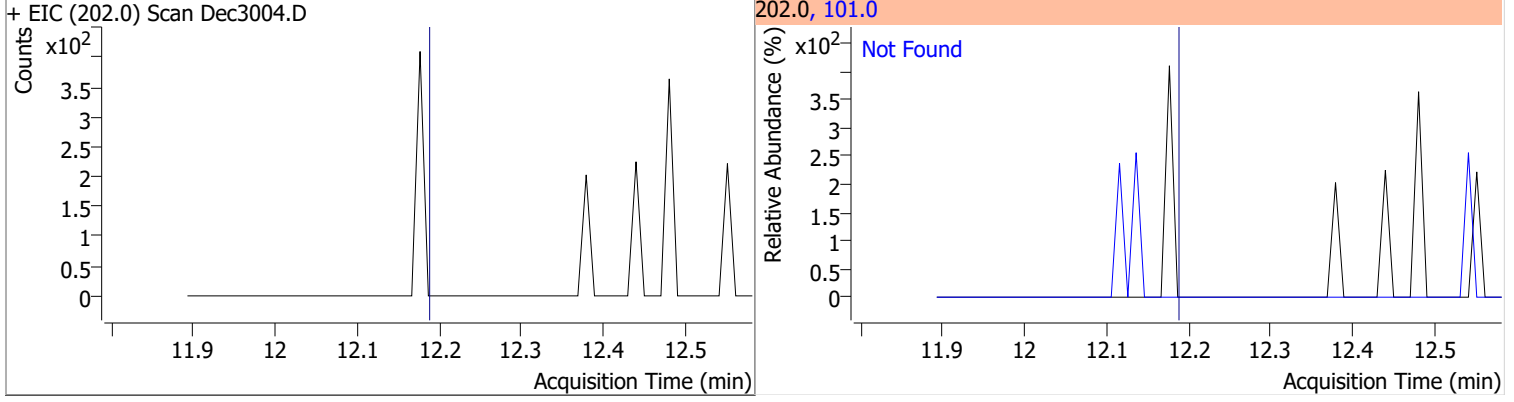
| Compound | Conc. | Exp RT | QIon | Exp Ratio | QIon | Exp Ratio |
|-------------|-------|--------|-------|-----------|-------|-----------|
| o-Terphenyl | N.D. | 10.87 | 229.0 | 67.7 | 215.0 | 38.2 |



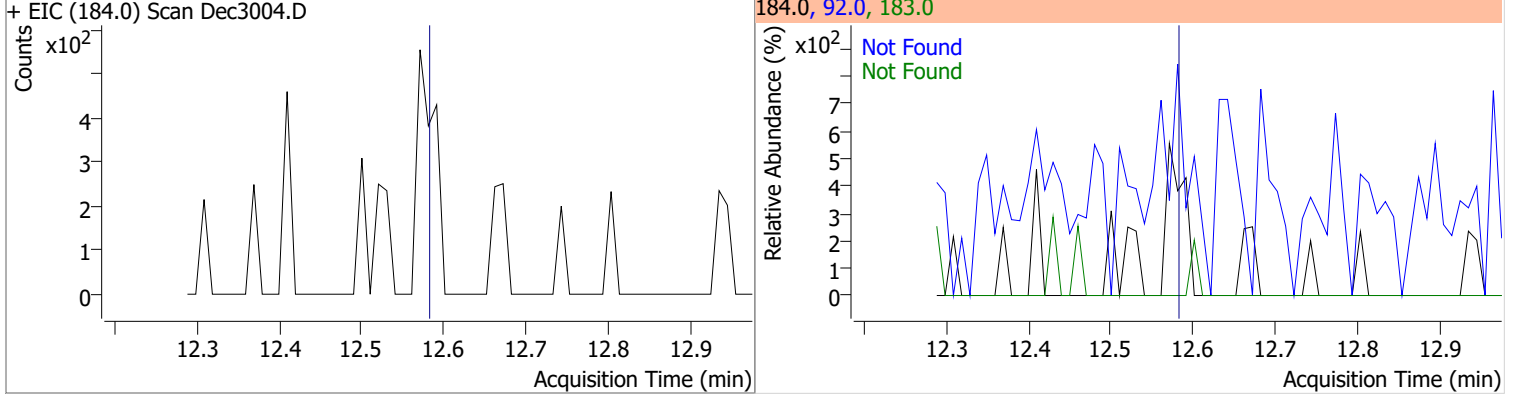
| Compound | Conc. | Exp RT | QIon | Exp Ratio | QIon | Exp Ratio |
|---------------------|-------|--------|-------|-----------|-------|-----------|
| Di-n-Butylphthalate | N.D. | 11.26 | 150.0 | 9.1 | 104.0 | 6.2 |



| Compound | Conc. | Exp RT | QIon | Exp Ratio |
|--------------|-------|--------|-------|-----------|
| Fluoranthene | N.D. | 12.19 | 101.0 | 15.0 |

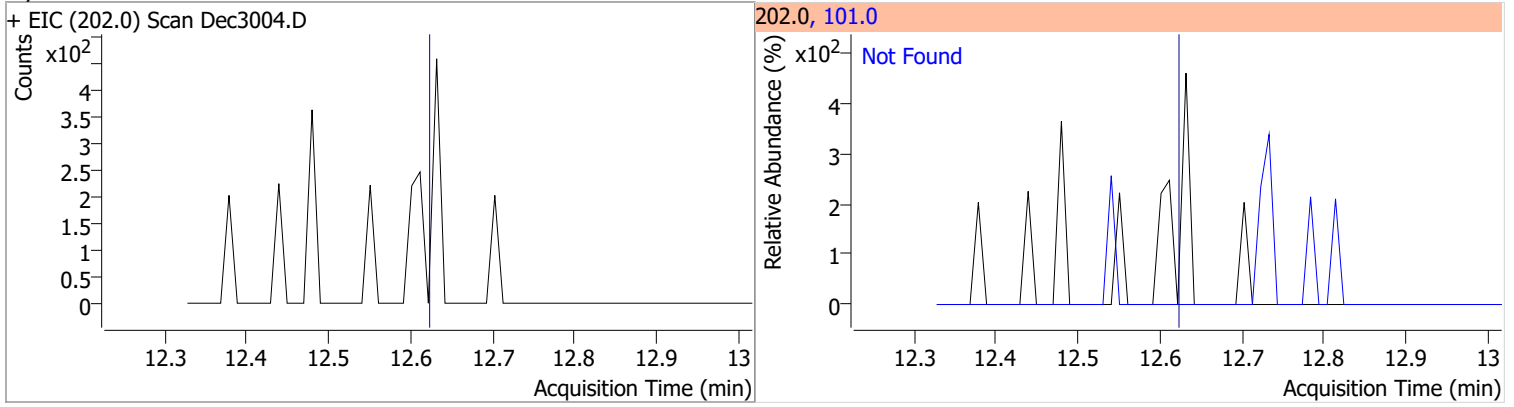


| Compound | Conc. | Exp RT | QIon | Exp Ratio | QIon | Exp Ratio |
|-----------|-------|--------|-------|-----------|------|-----------|
| Benzidine | N.D. | 12.58 | 183.0 | 11.5 | 92.0 | 9.0 |

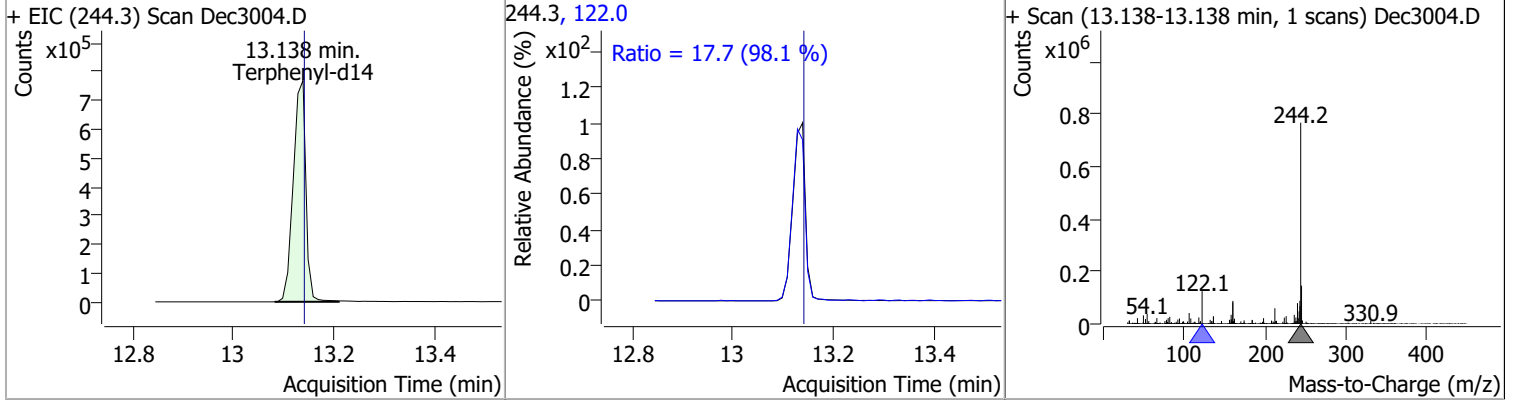


Quantitation Results Report (QT Reviewed)

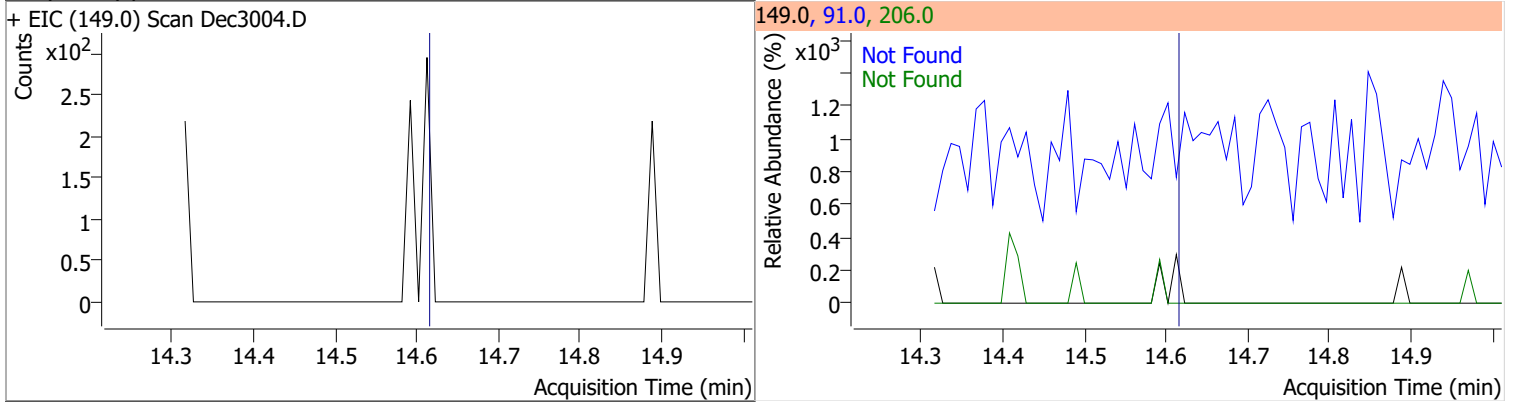
| Compound | Conc. | Exp RT | QIon | Exp Ratio |
|----------|-------|--------|-------|-----------|
| Pyrene | N.D. | 12.62 | 101.0 | 18.5 |



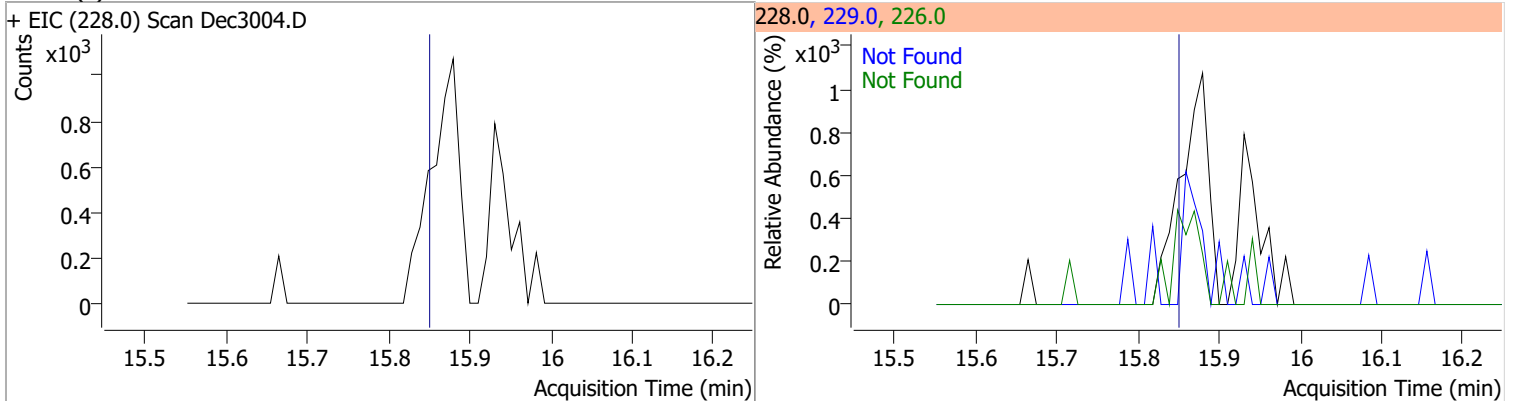
| Compound | Conc. | RT | Dev(Min) | Resp. | QIon | QRatio | Lower | Upper |
|---------------|----------|-------|----------|---------|-------|--------|-------|-------|
| Terphenyl-d14 | 100.4445 | 13.14 | 0.00 | 1332833 | 122.0 | 17.7 | 12.7 | 23.5 |



| Compound | Conc. | Exp RT | QIon | Exp Ratio | QIon | Exp Ratio |
|----------------------|-------|--------|------|-----------|-------|-----------|
| Butylbenzylphthalate | N.D. | 14.63 | 91.0 | 94.6 | 206.0 | 14.9 |

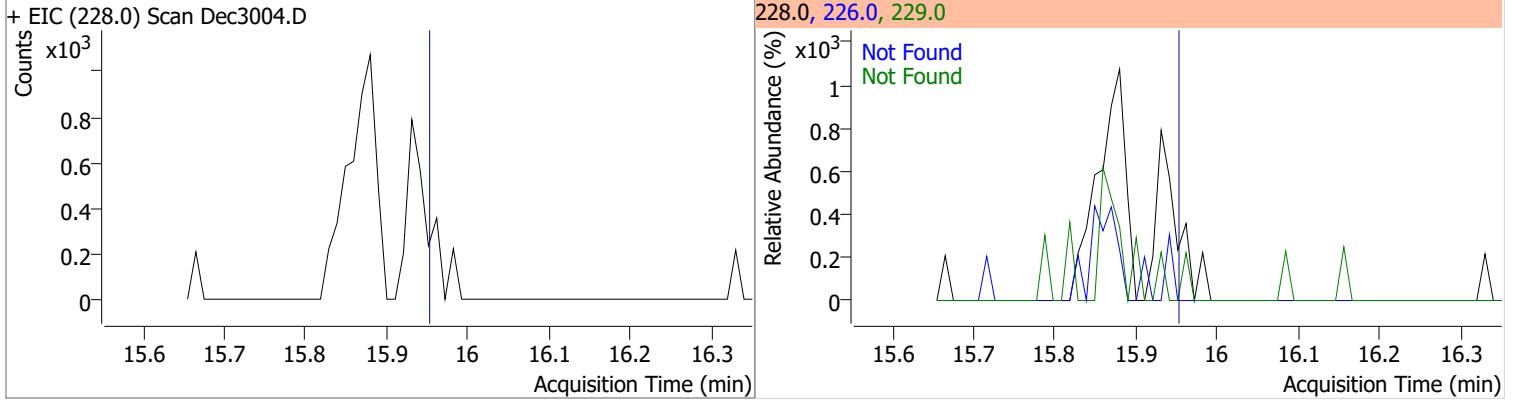


| Compound | Conc. | Exp RT | QIon | Exp Ratio | QIon | Exp Ratio |
|--------------------|-------|--------|-------|-----------|-------|-----------|
| Benzo(a)Anthracene | N.D. | 15.87 | 226.0 | 26.7 | 229.0 | 21.3 |

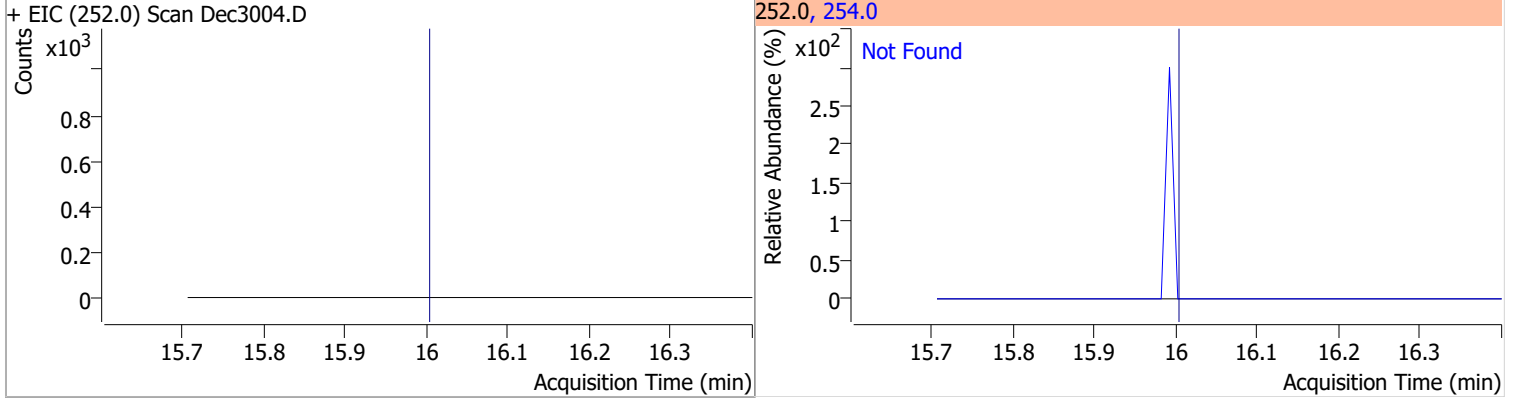


Quantitation Results Report (QT Reviewed)

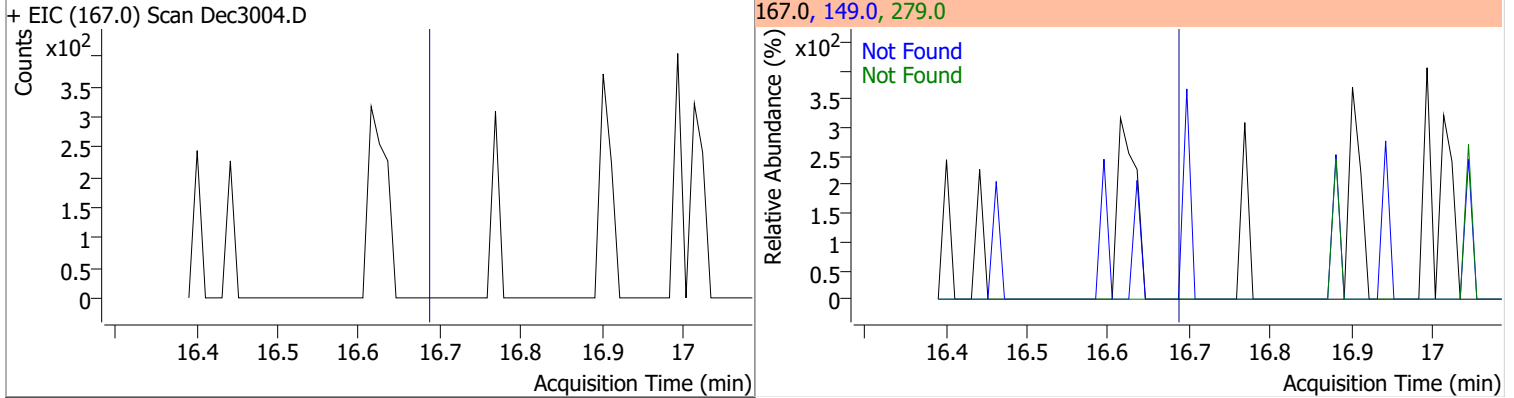
| Compound | Conc. | Exp RT | QIon | Exp Ratio | QIon | Exp Ratio |
|----------|-------|--------|-------|-----------|-------|-----------|
| Chrysene | N.D. | 15.97 | 226.0 | 30.6 | 229.0 | 20.9 |



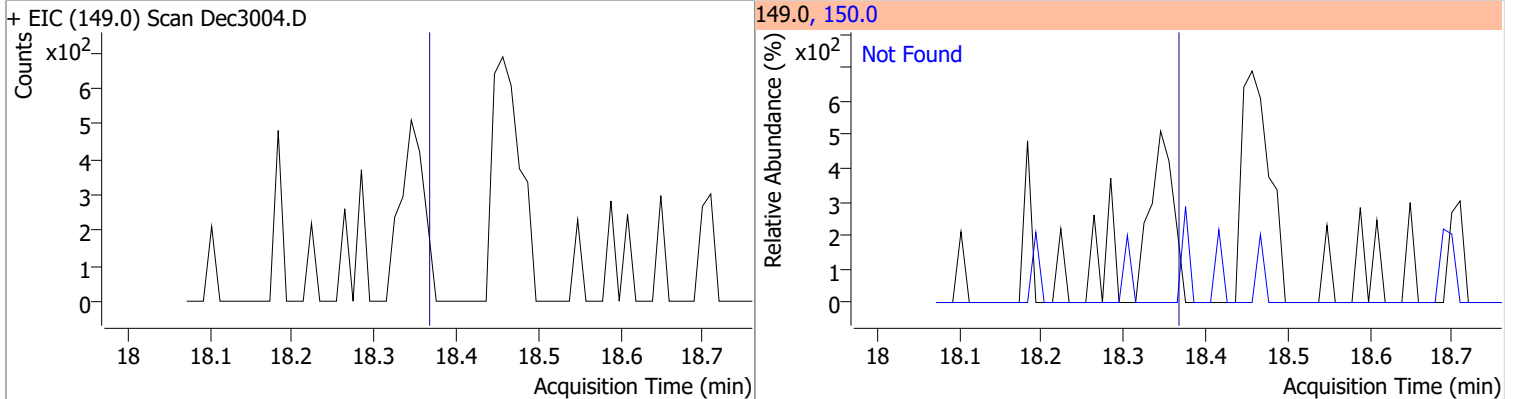
| Compound | Conc. | Exp RT | QIon | Exp Ratio |
|-----------------------|-------|--------|-------|-----------|
| 3,3-Dichlorobenzidine | N.D. | 16.02 | 254.0 | 62.0 |



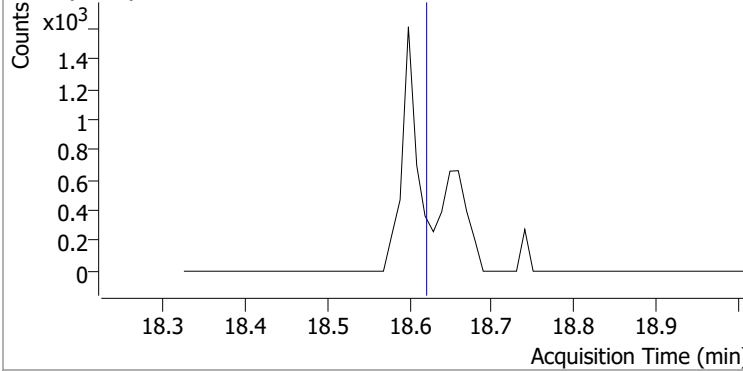
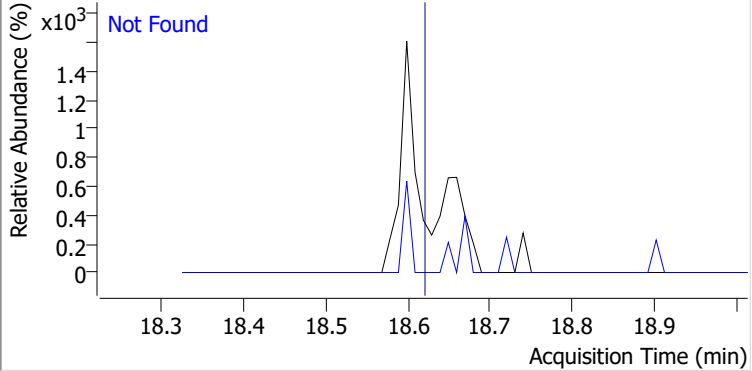
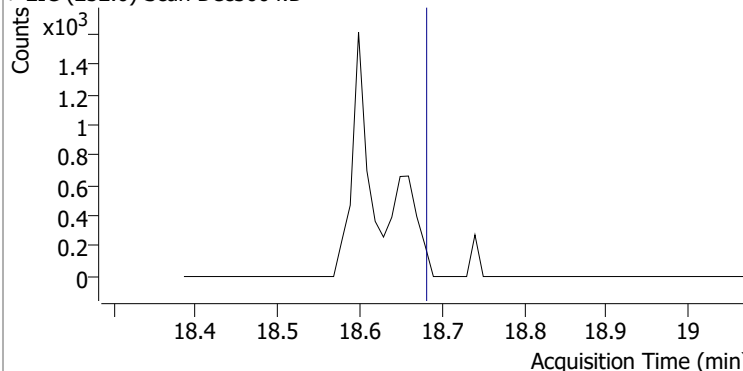
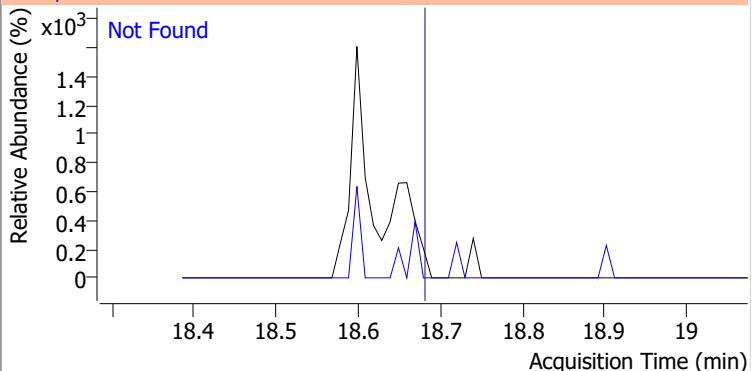
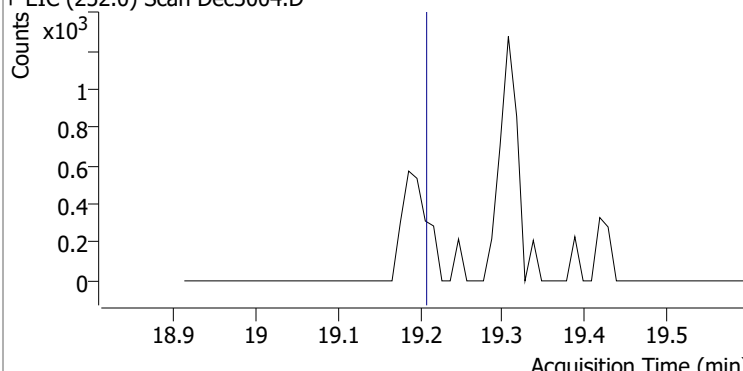
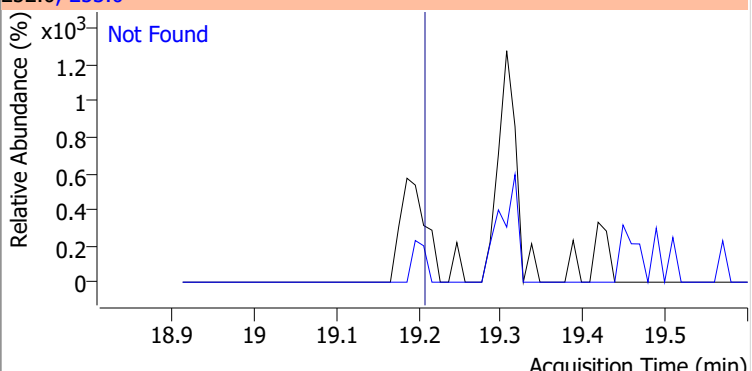
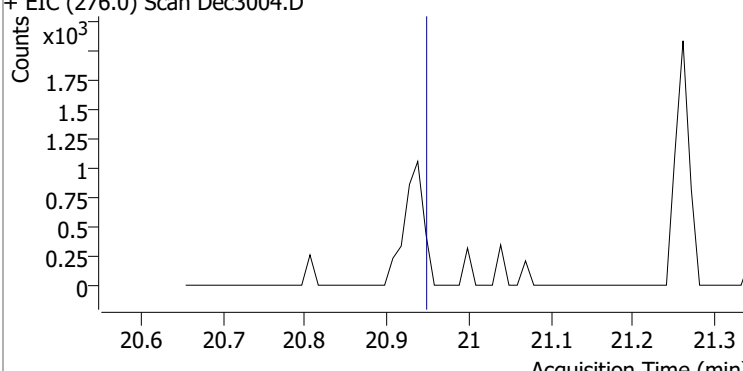
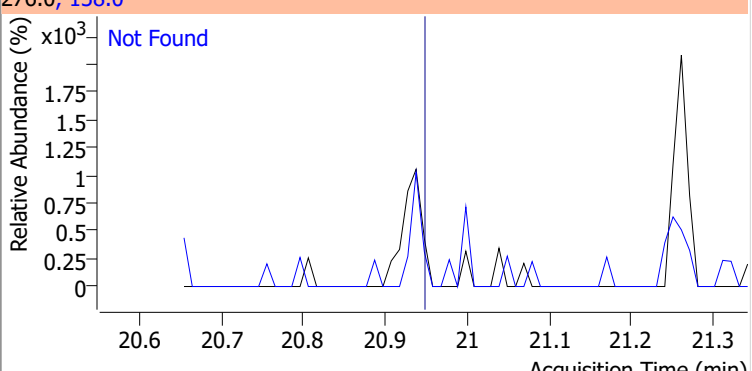
| Compound | Conc. | Exp RT | QIon | Exp Ratio | QIon | Exp Ratio |
|----------------------------|-------|--------|-------|-----------|-------|-----------|
| bis(2-ethylhexyl)Phthalate | N.D. | 16.71 | 149.0 | 421.6 | 279.0 | 11.2 |



| Compound | Conc. | Exp RT | QIon | Exp Ratio |
|----------------------|-------|--------|-------|-----------|
| Di-n-octyl Phthalate | N.D. | 18.38 | 150.0 | 9.7 |

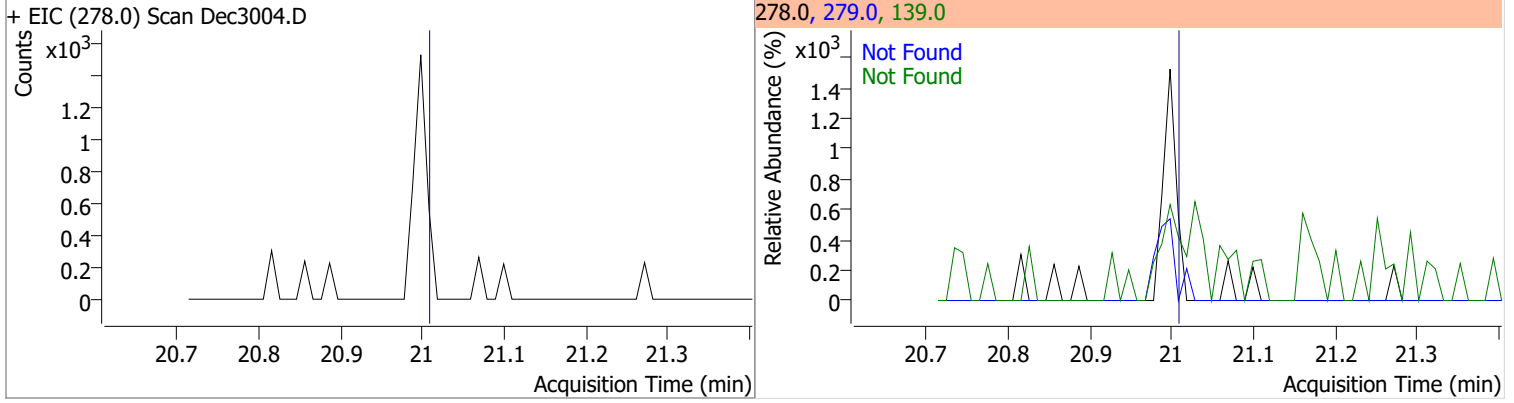


Quantitation Results Report (QT Reviewed)

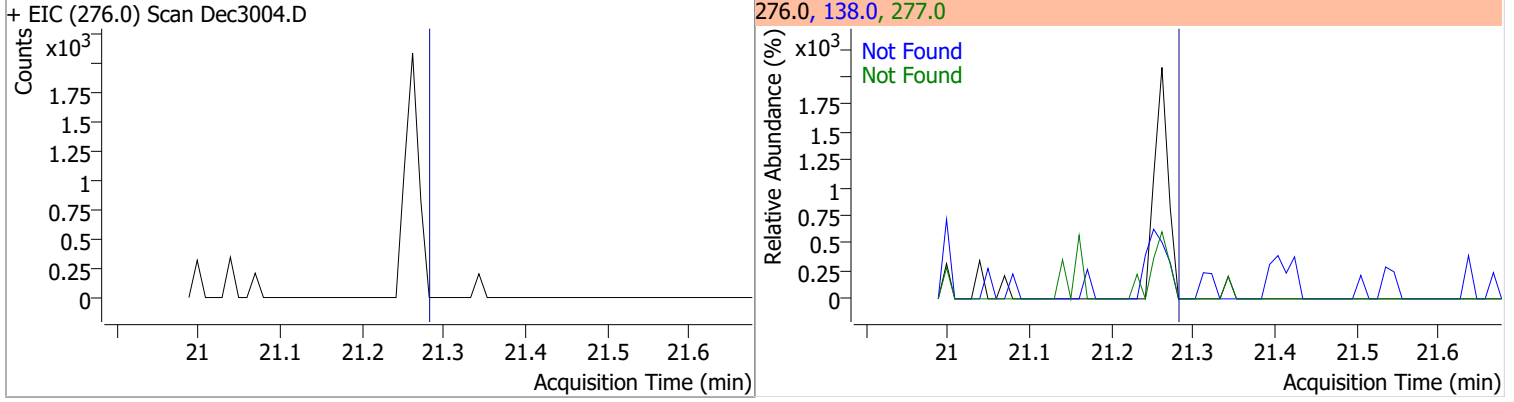
| Compound | Conc. | Exp RT | QIon | Exp Ratio |
|--|-------|--------|--|-----------|
| Benzo(b)fluoranthene | N.D. | 18.63 | 253.0 | 21.4 |
| + EIC (252.0) Scan Dec3004.D | | | 252.0, 253.0 | |
|  | | |  | |
| Benzo(k)fluoranthene | N.D. | 18.69 | 253.0 | 21.7 |
| + EIC (252.0) Scan Dec3004.D | | | 252.0, 253.0 | |
|  | | |  | |
| Benzo(a)pyrene | N.D. | 19.22 | 253.0 | 22.9 |
| + EIC (252.0) Scan Dec3004.D | | | 252.0, 253.0 | |
|  | | |  | |
| Indeno(1,2,3-c,d)pyrene | N.D. | 20.96 | 138.0 | 39.1 |
| + EIC (276.0) Scan Dec3004.D | | | 276.0, 138.0 | |
|  | | |  | |

Quantitation Results Report (QT Reviewed)

| Compound | Conc. | Exp RT | QIon | Exp Ratio | QIon | Exp Ratio |
|------------------------|-------|--------|-------|-----------|-------|-----------|
| Dibenzo(a,h)anthracene | N.D. | 21.02 | 139.0 | 30.6 | 279.0 | 24.6 |

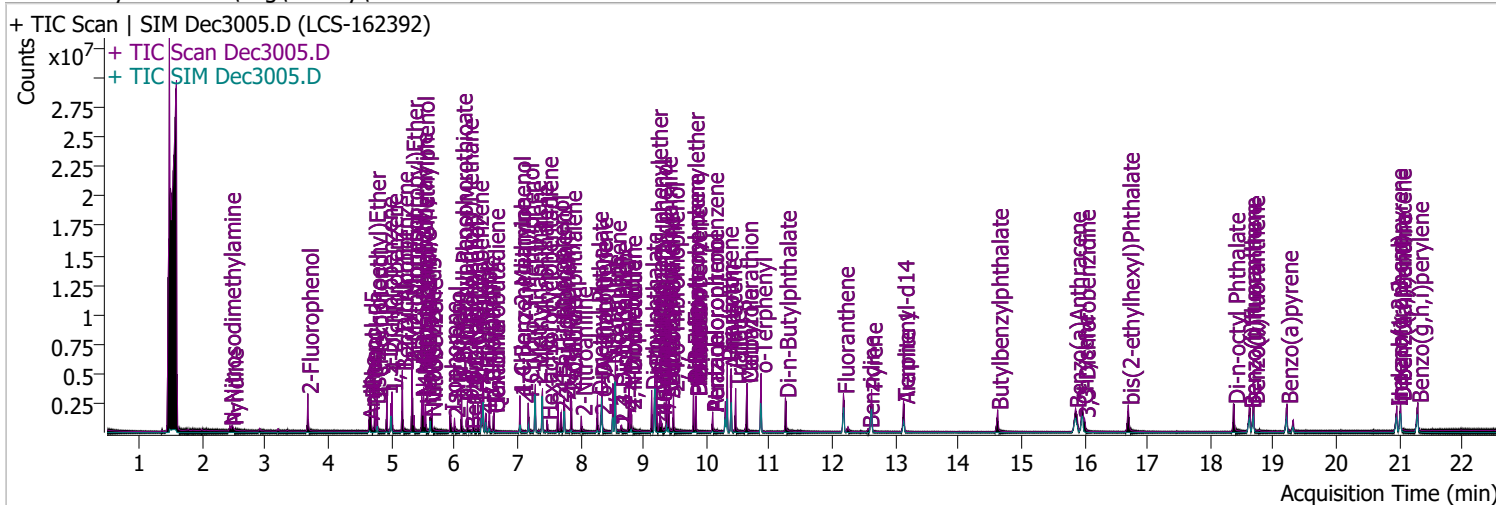


| Compound | Conc. | Exp RT | QIon | Exp Ratio | QIon | Exp Ratio |
|----------------------|-------|--------|-------|-----------|-------|-----------|
| Benzo(g,h,i)perylene | N.D. | 21.29 | 138.0 | 41.5 | 277.0 | 23.8 |



Quantitation Results Report (QT Reviewed)

| | | | |
|----------------|----------------------------|-------------------|------------------------|
| Data File | Dec3005.D | Operator | LIMS import |
| Acq. Method | BNA+SIM.M | Acq. Date-Time | 12/30/2021 2:18:43 PM |
| Sample Name | LCS-162392 | Instrument | Instrument #1 |
| Vial | 5 | Multiplier | 1.00 |
| DA Method File | 122821 bna 1 CAL.batch.bin | Comment | SVOC-8270-W |
| Tune File | dftppdsm.u | Tune Date | 11/24/2021 11:15:00 AM |
| Batch Name | 123021 bna 1.batch.bin | Last Calib Update | 1/3/2022 10:10:10 AM |
| Ref Library | D:\Org\Library\NIST129K.I | | |



| Compound | RT | QIon | Resp. | Conc. | Units | Dev(Min) |
|----------|----|------|-------|-------|-------|----------|
|----------|----|------|-------|-------|-------|----------|

Internal Standards

System Monitoring Compounds

| | | | | | | |
|------------------------|----------------------|-------|---------|--------------------|------|--------|
| S 2-Fluorophenol | 3.674 | 112.0 | 784173 | 101.1337 | µg/L | -0.031 |
| Spiked Amount: 200.000 | Range: 10.0 - 75.0% | | | Recovery = 50.57% | | |
| S Phenol-d5 | 4.664 | 99.0 | 922865 | 83.1946 | µg/L | -0.020 |
| Spiked Amount: 200.000 | Range: 10.0 - 65.0% | | | Recovery = 41.60% | | |
| S Nitrobenzene-d5 | 5.614 | 82.0 | 325649 | 59.0351 | µg/L | -0.010 |
| Spiked Amount: 100.000 | Range: 32.0 - 94.0% | | | Recovery = 59.04% | | |
| S 2-Fluorobiphenyl | 7.749 | 172.0 | 1132423 | 60.4235 | µg/L | 0.000 |
| Spiked Amount: 100.000 | Range: 28.0 - 107.0% | | | Recovery = 60.42% | | |
| S 2,4,6-Tribromophenol | 9.479 | 329.8 | 196118 | 207.8708 | µg/L | 0.000 |
| Spiked Amount: 200.000 | Range: 25.0 - 140.0% | | | Recovery = 103.94% | | |
| S Terphenyl-d14 | 13.128 | 244.3 | 1352528 | 91.6944 | µg/L | -0.010 |
| Spiked Amount: 100.000 | Range: 32.0 - 122.0% | | | Recovery = 91.69% | | |

Target Compounds

| Compound | RT | QIon | Resp. | Conc. | Units | QValue |
|-------------------------------|-------|-------|--------|---------|--------|--------|
| T N-Nitrosodimethylamine | 2.438 | 74.0 | 122597 | 34.1526 | µg/L | 95 |
| T Pyridine | 2.479 | 79.0 | 253668 | 28.9510 | µg/L | 96 |
| T Aniline | 4.644 | 93.0 | 430827 | 26.2229 | µg/L | 98 |
| T Phenol | 4.675 | 94.0 | 567561 | 45.4834 | µg/L | 94 |
| T bis(-2-Chloroethyl)Ether | 4.736 | 63.0 | 629126 | 60.2998 | µg/L m | 99 |
| T 2-Chlorophenol | 4.777 | 128.0 | 616168 | 66.3345 | µg/L | 100 |
| T 1,3-Dichlorobenzene | 4.930 | 146.0 | 628757 | 53.2784 | µg/L m | 99 |
| T 1,4-Dichlorobenzene | 5.012 | 146.0 | 628590 | 54.0092 | µg/L m | 98 |
| T 1,2-Dichlorobenzene | 5.175 | 146.0 | 640263 | 52.5225 | µg/L m | 98 |
| T Benzyl Alcohol | 5.175 | 108.0 | 312208 | 52.9305 | µg/L | 94 |
| T bis(2-chloroisopropyl)Ether | 5.328 | 121.0 | 198420 | 53.5844 | µg/L | 98 |
| T 2-Methylphenol | 5.328 | 107.0 | 600778 | 66.5750 | µg/L m | 92 |
| T N-nitroso-Di-n-propylamine | 5.481 | 70.0 | 454611 | 66.4986 | µg/L | 99 |
| T 4Methylphenol/3Methylphenol | 5.512 | 107.0 | 817368 | 68.3346 | µg/L | 98 |
| T Hexachloroethane | 5.543 | 117.0 | 153168 | 47.5131 | µg/L | 95 |

Quantitation Results Report (QT Reviewed)

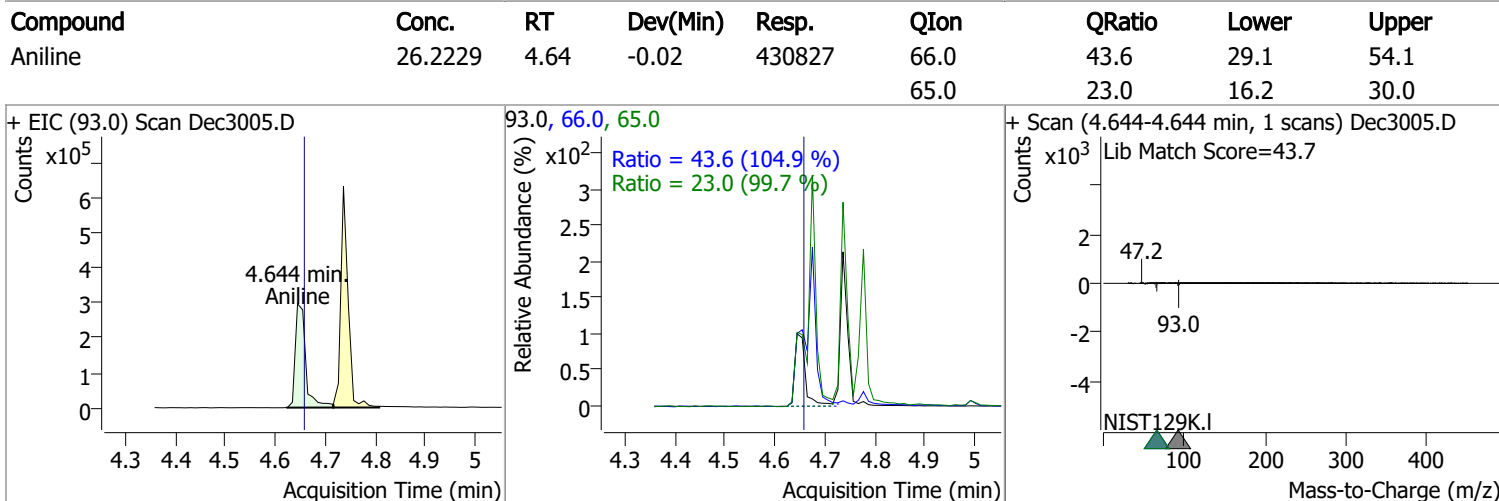
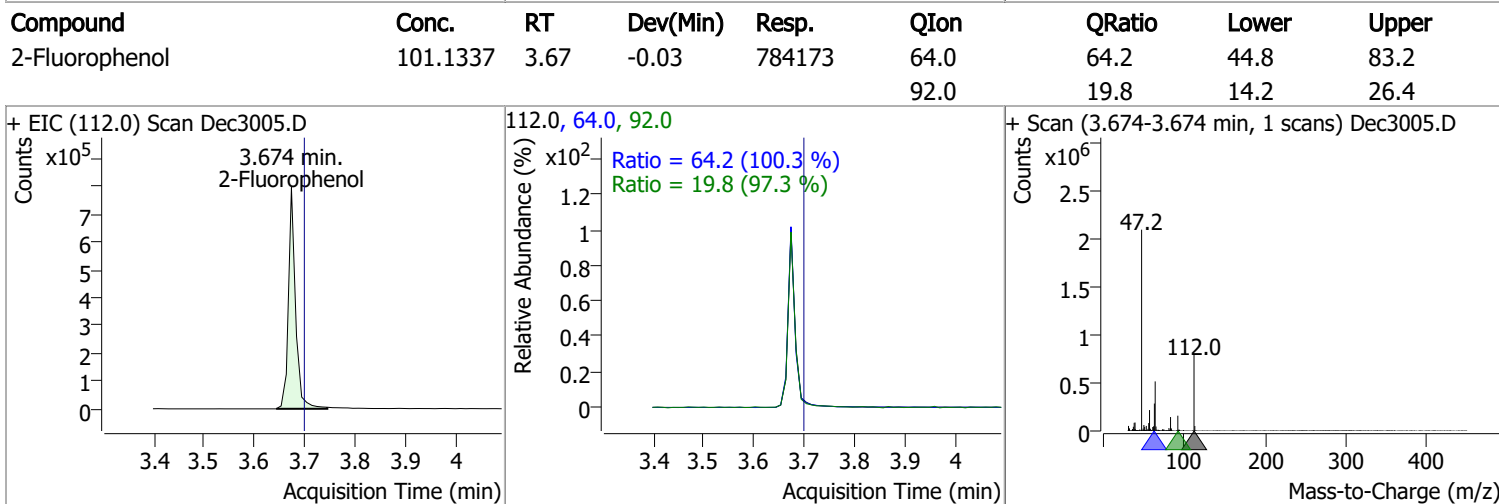
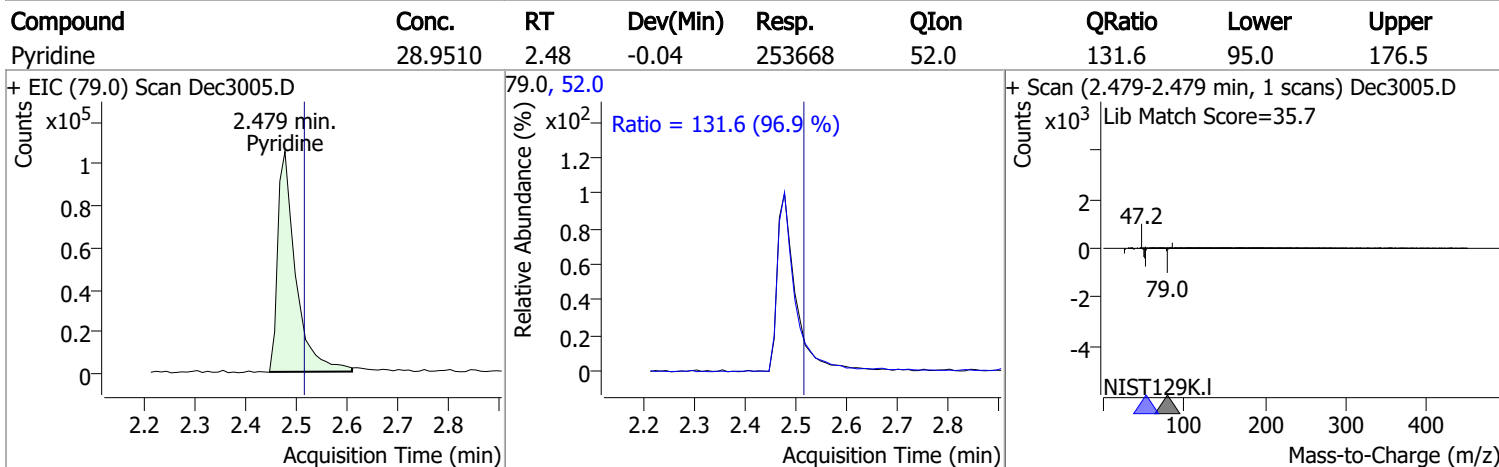
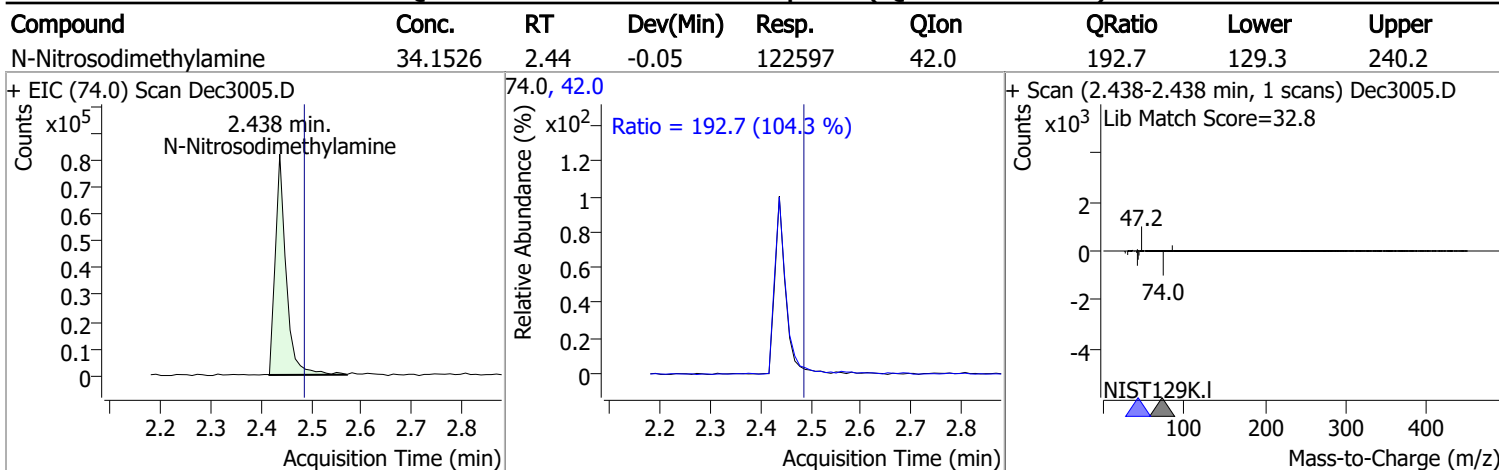
| Compound | RT | QIon | Resp. | Conc. | Units | Dev(Min) | |
|-------------------------------|--------|-------|---------|---------|-------|----------|-----|
| T Nitrobenzene | 5.645 | 123.1 | 186189 | 65.3516 | µg/L | 95 | |
| T Isophorone | 5.941 | 82.0 | 900052 | 71.8343 | µg/L | 99 | |
| T 2-Nitrophenol | 6.003 | 139.0 | 150466 | 71.1795 | µg/L | 96 | |
| T 2,4-Dimethylphenol | 6.116 | 122.0 | 463273 | 64.1193 | µg/L | 99 | |
| T bis(-2-Chloroethoxy)Methane | 6.208 | 93.0 | 638670 | 67.3705 | µg/L | 100 | |
| T Benzoic Acid | 6.260 | 105.0 | 99656 | 26.4962 | µg/L | 91 | |
| T 2,4-Dichlorophenol | 6.301 | 162.0 | 407526 | 71.3764 | µg/L | 98 | |
| T 1,2,4-Trichlorobenzene | 6.372 | 180.0 | 426530 | 56.6969 | µg/L | 99 | |
| T Naphthalene | 6.455 | 128.0 | 1596264 | 64.4826 | µg/L | m | 100 |
| T 4-Chlorophenol | 6.506 | 130.0 | 160477 | 77.2746 | µg/L | m | 96 |
| T p-Chloroaniline | 6.557 | 127.0 | 625120 | 69.2179 | µg/L | | 94 |
| T Hexachlorobutadiene | 6.629 | 224.9 | 197287 | 51.1258 | µg/L | | 97 |
| T 4-Chloro-2-Methylphenol | 7.040 | 107.0 | 433851 | 75.0995 | µg/L | | 99 |
| T 4-Chloro-3-Methylphenol | 7.173 | 107.0 | 495450 | 86.3009 | µg/L | | 99 |
| T 2-Methylnaphthalene | 7.286 | 141.0 | 1051888 | 74.1346 | µg/L | | 97 |
| T 1-Methylnaphthalene | 7.399 | 141.0 | 977929 | 68.9477 | µg/L | | 99 |
| T Hexachlorocyclopentadiene | 7.471 | 236.9 | 115459 | 61.1595 | µg/L | | 98 |
| T 2,4,6-Trichlorophenol | 7.646 | 196.0 | 288138 | 85.1018 | µg/L | | 98 |
| T 2,4,5-Trichlorophenol | 7.697 | 196.0 | 297660 | 76.8937 | µg/L | | 99 |
| T 2-Chloronaphthalene | 7.851 | 162.0 | 1032809 | 68.9712 | µg/L | | 98 |
| T 2-Nitroaniline | 8.016 | 65.0 | 185976 | 78.1618 | µg/L | | 96 |
| T Dimethyl Phthalate | 8.272 | 163.0 | 1208586 | 88.3719 | µg/L | | 99 |
| T 2,6-Dinitrotoluene | 8.323 | 165.0 | 121407 | 78.1895 | µg/L | | 92 |
| T Acenaphthylene | 8.343 | 152.1 | 1868177 | 79.9595 | µg/L | | 100 |
| T 3-Nitroaniline | 8.517 | 138.0 | 154516 | 83.7551 | µg/L | | 98 |
| T Acenaphthene | 8.558 | 154.0 | 1241719 | 92.4797 | µg/L | | 100 |
| T 2,4-Dinitrophenol | 8.650 | 184.0 | 73096 | 86.7180 | µg/L | | 91 |
| T Dibenzofuran | 8.773 | 168.0 | 1893803 | 87.5330 | µg/L | | 95 |
| T 4-Nitrophenol | 8.804 | 109.0 | 84375 | 36.6920 | µg/L | | 80 |
| T 2,4-Dinitrotoluene | 8.804 | 165.0 | 171380 | 84.5302 | µg/L | | 91 |
| T Diethylphthalate | 9.131 | 149.0 | 1280529 | 87.2440 | µg/L | | 99 |
| T Fluorene | 9.182 | 166.0 | 1528595 | 87.2805 | µg/L | | 99 |
| T 4-Chlorophenyl-phenylether | 9.213 | 204.0 | 604267 | 83.0228 | µg/L | | 97 |
| T 4-Nitroaniline | 9.264 | 138.0 | 164058 | 86.2582 | µg/L | | 95 |
| T 4,6-Dinitro-2-methylphenol | 9.285 | 198.0 | 95066 | 85.6678 | µg/L | | 98 |
| T N-nitrosodiphenylamine | 9.366 | 169.0 | 1041581 | 97.0179 | µg/L | | 96 |
| T Azobenzene | 9.407 | 77.0 | 1097215 | 74.9211 | µg/L | | 98 |
| T 4-Bromophenyl-phenylether | 9.796 | 248.0 | 329857 | 82.8440 | µg/L | | 97 |
| T Hexachlorobenzene | 9.837 | 283.9 | 323513 | 86.9760 | µg/L | | 93 |
| T Pentachlorophenol | 10.100 | 265.9 | 147390 | 99.4313 | µg/L | | 97 |
| T Phenanthrene | 10.333 | 178.0 | 2094340 | 90.9996 | µg/L | m | 99 |
| T Anthracene | 10.394 | 178.0 | 1918027 | 86.3591 | µg/L | m | 99 |
| T Triallate | 10.465 | 86.0 | 442043 | 94.3001 | µg/L | | 99 |
| T Carbazole | 10.647 | 167.0 | 2094185 | 93.4263 | µg/L | | 100 |
| T o-Terphenyl | 10.870 | 230.0 | 990604 | 88.1677 | µg/L | | 99 |
| T Di-n-Butylphthalate | 11.255 | 149.0 | 1808158 | 89.1075 | µg/L | | 99 |
| T Fluoranthene | 12.176 | 202.0 | 2097691 | 91.6522 | µg/L | | 100 |
| T Benzidine | 12.571 | 184.0 | 186881 | 25.2189 | µg/L | | 98 |
| T Pyrene | 12.622 | 202.0 | 2146081 | 86.8962 | µg/L | | 98 |
| T Butylbenzylphthalate | 14.623 | 149.0 | 558553 | 93.8460 | µg/L | | 99 |
| T Benzo(a)Anthracene | 15.859 | 228.0 | 1580571 | 97.9869 | µg/L | | 99 |
| T Chrysene | 15.972 | 228.0 | 1740406 | 94.4603 | µg/L | | 98 |
| T 3,3-Dichlorobenzidine | 16.002 | 252.0 | 375116 | 77.4941 | µg/L | | 98 |
| T bis(2-ethylhexyl)Phthalate | 16.697 | 167.0 | 190018 | 94.6395 | µg/L | | 91 |
| T Di-n-octyl Phthalate | 18.376 | 149.0 | 1337658 | 92.3710 | µg/L | | 99 |

Quantitation Results Report (QT Reviewed)

| Compound | RT | QIon | Resp. | Conc. | Units | Dev(Min) |
|---------------------------|--------|-------|---------|---------|-------|----------|
| T Benzo(b)fluoranthene | 18.629 | 252.0 | 1466357 | 95.7060 | µg/L | 100 |
| T Benzo(k)fluoranthene | 18.690 | 252.0 | 1479963 | 89.0645 | µg/L | 99 |
| T Benzo(a)pyrene | 19.216 | 252.0 | 1361294 | 93.2942 | µg/L | 97 |
| T Indeno(1,2,3-c,d)pyrene | 20.958 | 276.0 | 1036226 | 93.4618 | µg/L | 97 |
| T Dibenzo(a,h)anthracene | 21.019 | 278.0 | 1147683 | 93.6432 | µg/L | 99 |
| T Benzo(g,h,i)perylene | 21.292 | 276.0 | 1297936 | 95.0186 | µg/L | 99 |

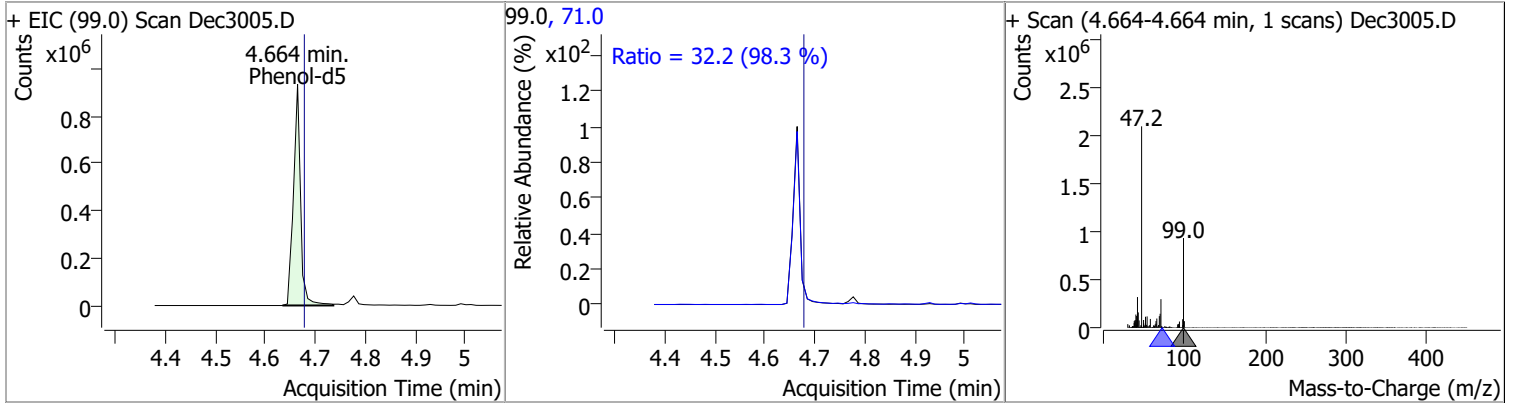
(#) = Qualifier Out of Range; (m) = Manual Integration; (+) = Area Summed; (*) = Surrogate Percent Recovery Out of Range; (d): Zeroed Peak

Quantitation Results Report (QT Reviewed)

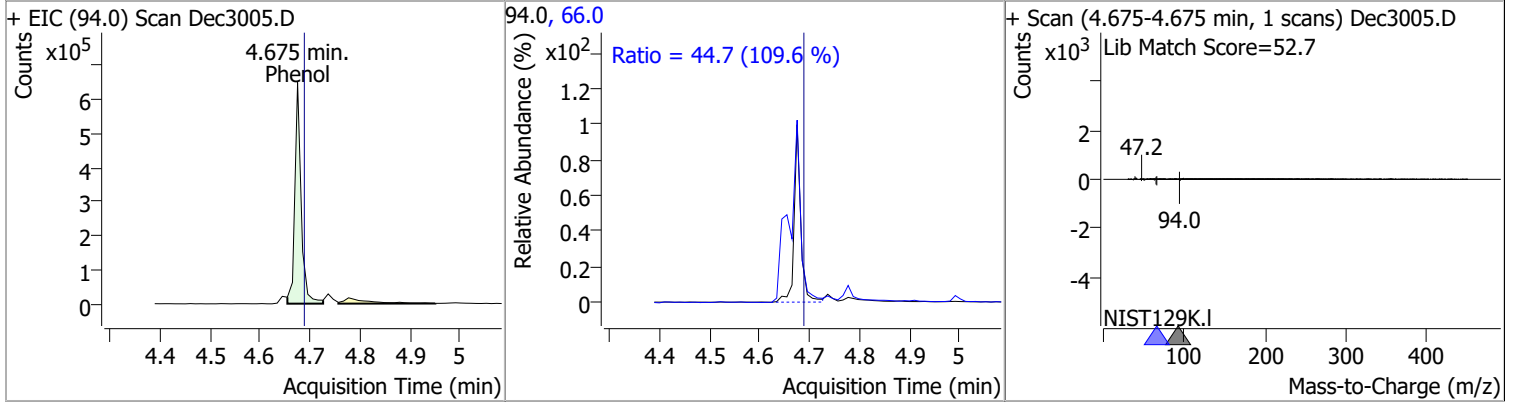


Quantitation Results Report (QT Reviewed)

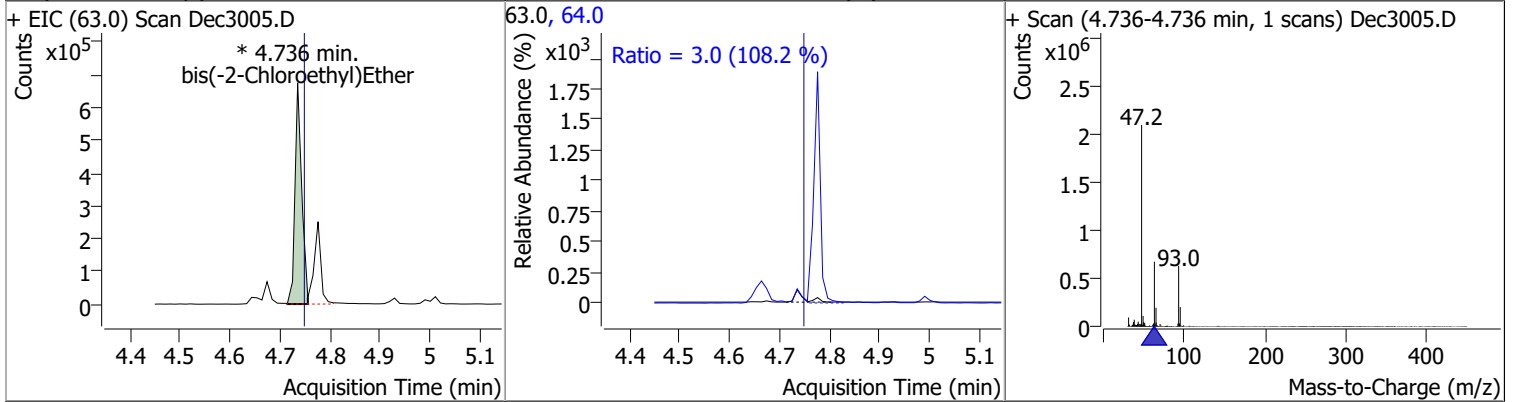
| Compound | Conc. | RT | Dev(Min) | Resp. | QIon | QRatio | Lower | Upper |
|-----------|---------|------|----------|--------|------|--------|-------|-------|
| Phenol-d5 | 83.1946 | 4.66 | -0.02 | 922865 | 71.0 | 32.2 | 22.9 | 42.5 |



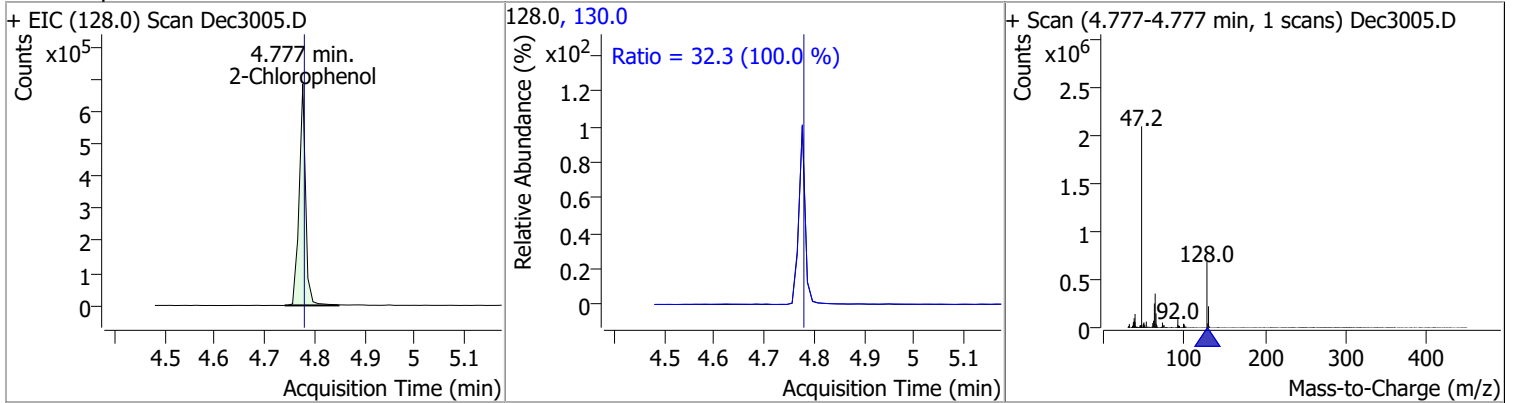
| Compound | Conc. | RT | Dev(Min) | Resp. | QIon | QRatio | Lower | Upper |
|----------|---------|------|----------|--------|------|--------|-------|-------|
| Phenol | 45.4834 | 4.67 | -0.02 | 567561 | 66.0 | 44.7 | 28.6 | 53.1 |



| Compound | Conc. | RT | Dev(Min) | Resp. | QIon | QRatio | Lower | Upper |
|--------------------------|---------|------|----------|------------|------|--------|-------|-------|
| bis(-2-Chloroethyl)Ether | 60.2998 | 4.74 | -0.02 | 629126 (m) | 64.0 | 3.0 | 1.9 | 3.6 |

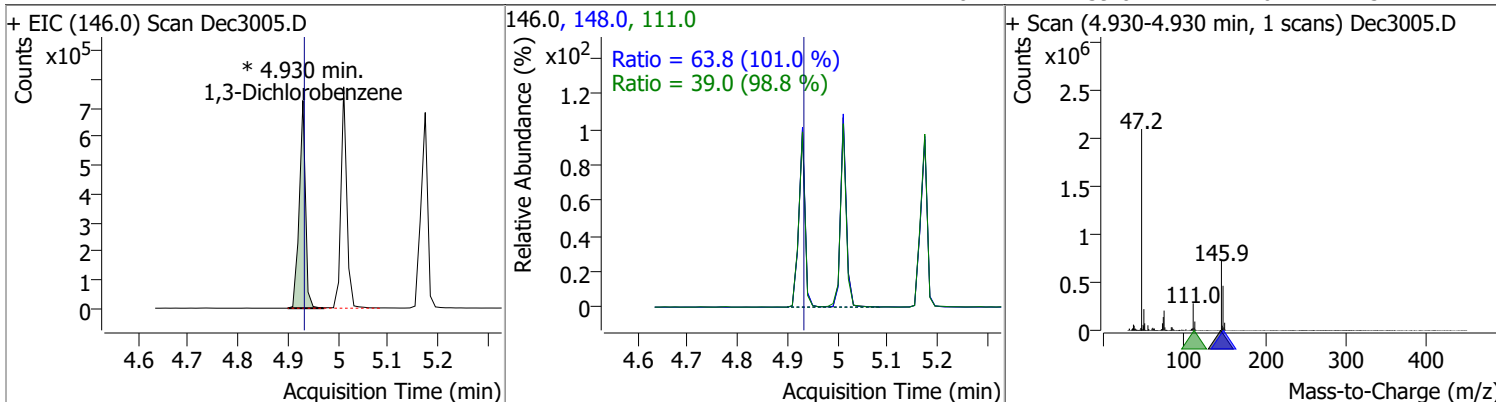


| Compound | Conc. | RT | Dev(Min) | Resp. | QIon | QRatio | Lower | Upper |
|----------------|---------|------|----------|--------|-------|--------|-------|-------|
| 2-Chlorophenol | 66.3345 | 4.78 | -0.01 | 616168 | 130.0 | 32.3 | 22.6 | 42.0 |

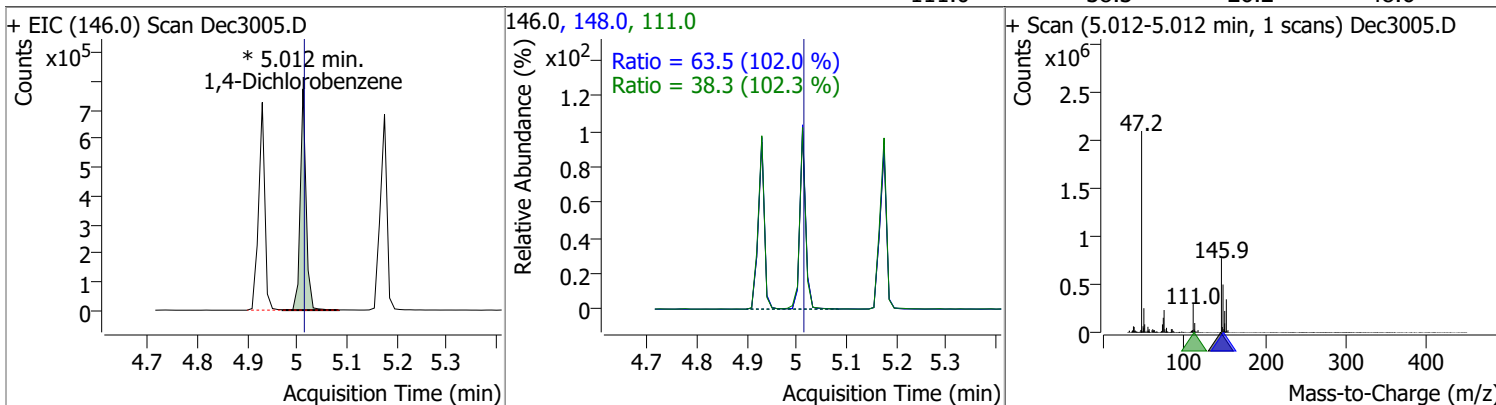


Quantitation Results Report (QT Reviewed)

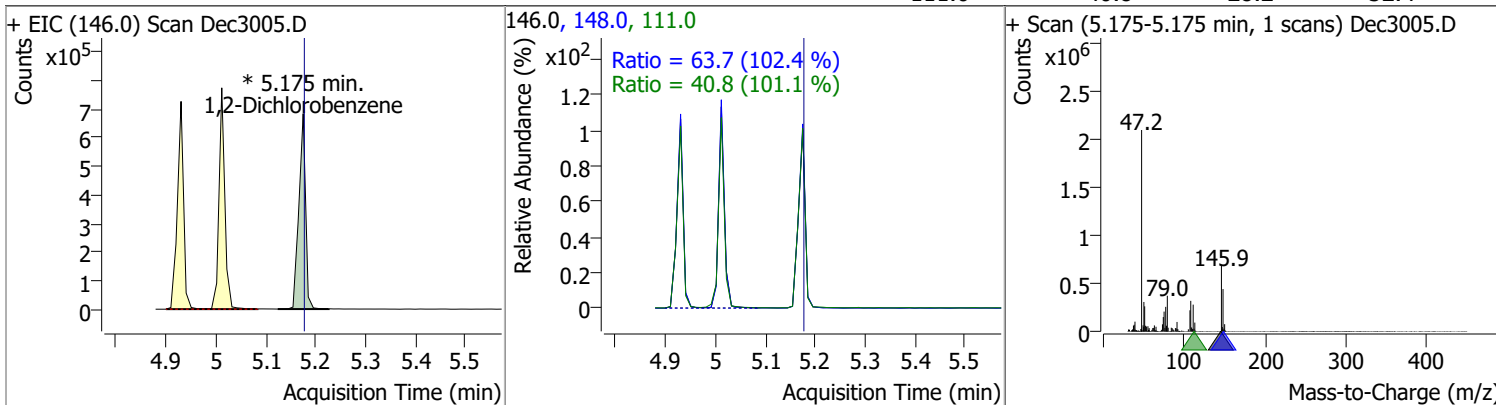
| Compound | Conc. | RT | Dev(Min) | Resp. | QIon | QRatio | Lower | Upper |
|---------------------|---------|------|----------|------------|-------|--------|-------|-------|
| 1,3-Dichlorobenzene | 53.2784 | 4.93 | -0.01 | 628757 (m) | 148.0 | 63.8 | 44.2 | 82.2 |
| | | | | | 111.0 | 39.0 | 27.6 | 51.2 |



| Compound | Conc. | RT | Dev(Min) | Resp. | QIon | QRatio | Lower | Upper |
|---------------------|---------|------|----------|------------|-------|--------|-------|-------|
| 1,4-Dichlorobenzene | 54.0092 | 5.01 | -0.01 | 628590 (m) | 148.0 | 63.5 | 43.6 | 80.9 |
| | | | | | 111.0 | 38.3 | 26.2 | 48.6 |

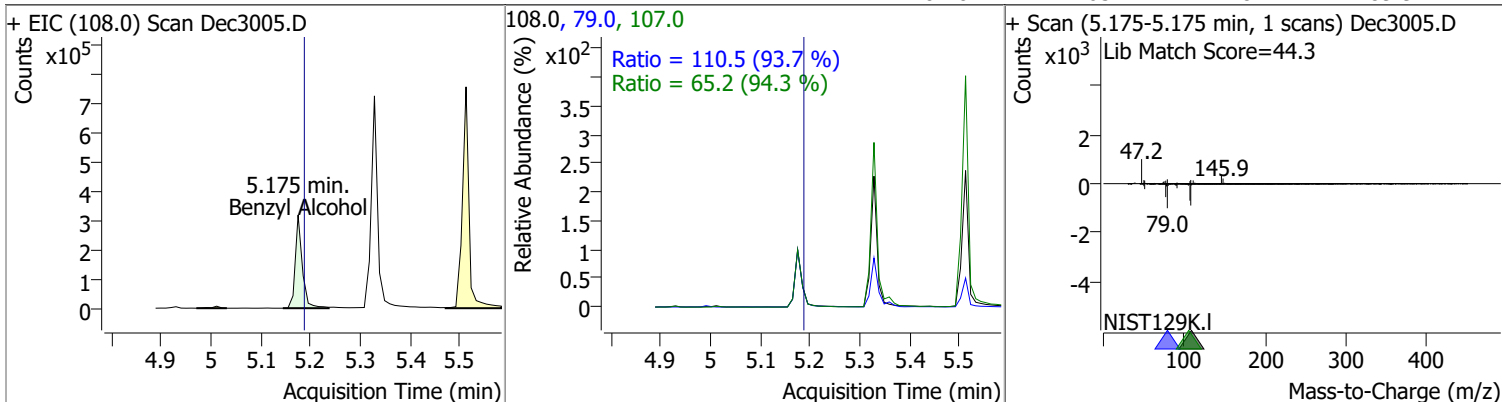


| Compound | Conc. | RT | Dev(Min) | Resp. | QIon | QRatio | Lower | Upper |
|---------------------|---------|------|----------|------------|-------|--------|-------|-------|
| 1,2-Dichlorobenzene | 52.5225 | 5.18 | -0.01 | 640263 (m) | 148.0 | 63.7 | 43.6 | 80.9 |
| | | | | | 111.0 | 40.8 | 28.2 | 52.4 |

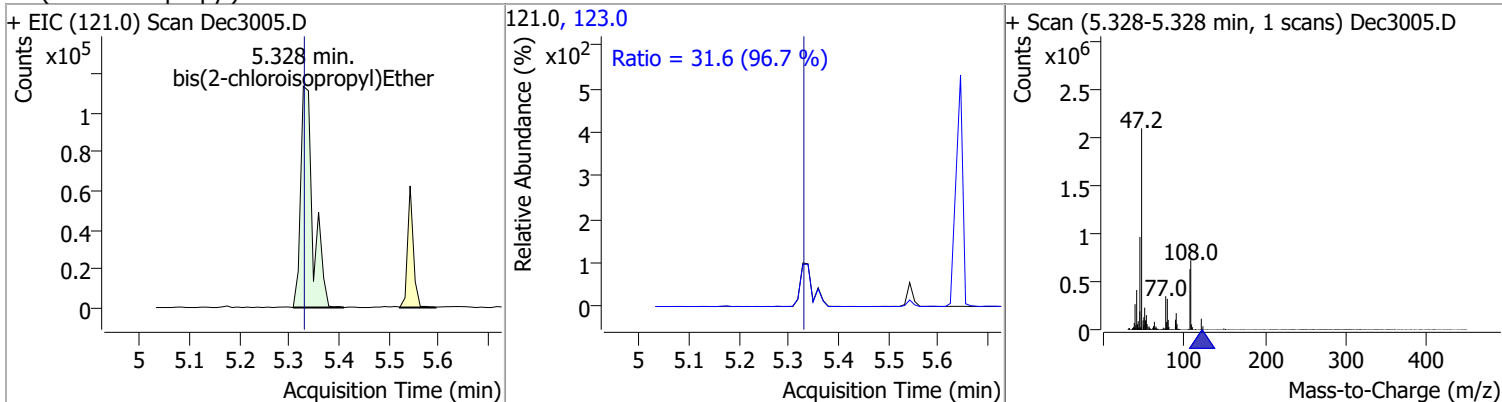


Quantitation Results Report (QT Reviewed)

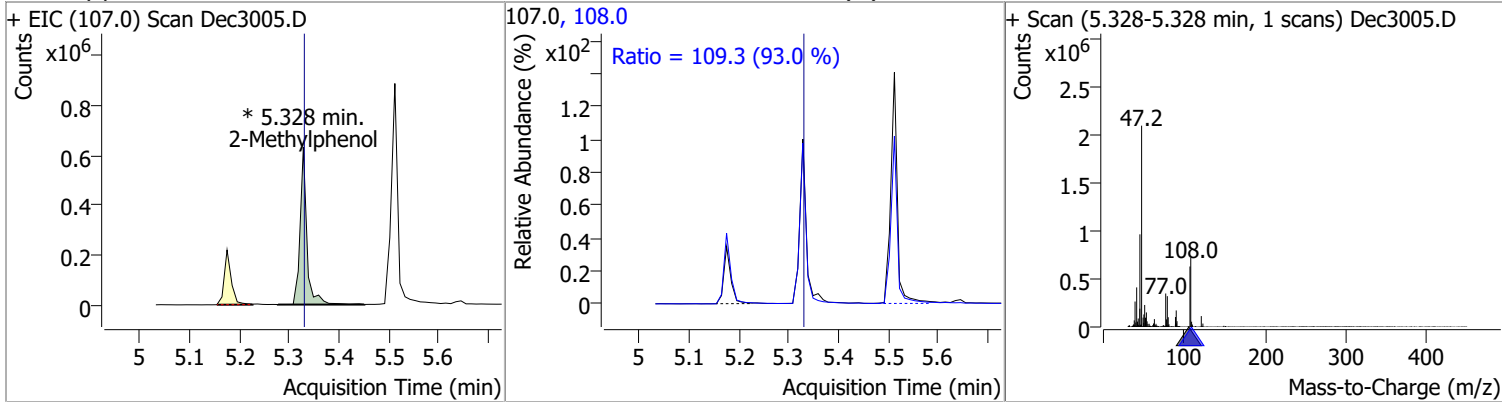
| Compound | Conc. | RT | Dev(Min) | Resp. | QIon | QRatio | Lower | Upper |
|----------------|---------|------|----------|--------|-------|--------|-------|-------|
| Benzyl Alcohol | 52.9305 | 5.18 | -0.02 | 312208 | 79.0 | 110.5 | 82.5 | 153.3 |
| | | | | | 107.0 | 65.2 | 48.4 | 89.9 |



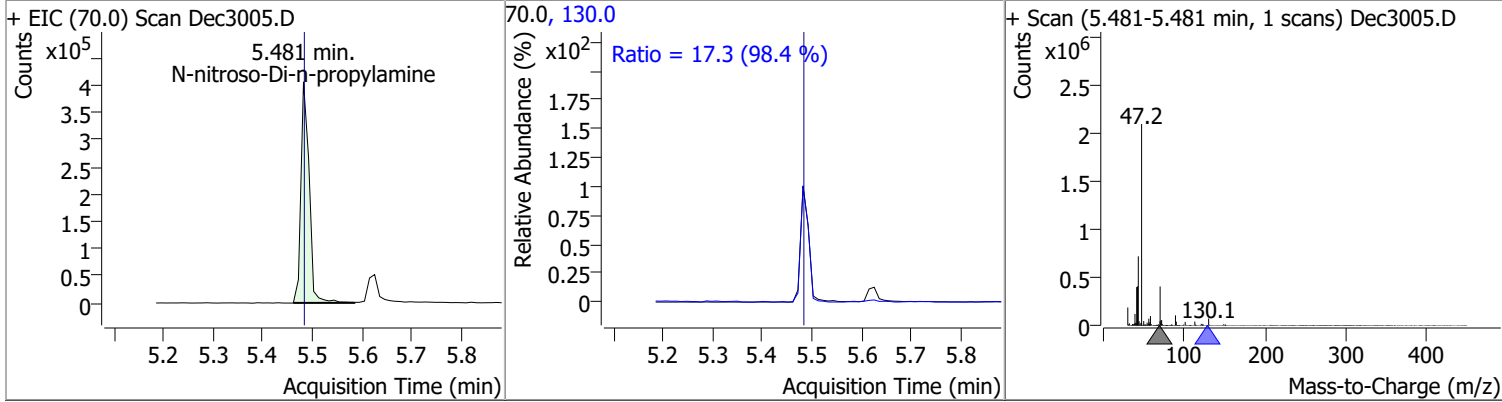
| Compound | Conc. | RT | Dev(Min) | Resp. | QIon | QRatio | Lower | Upper |
|-----------------------------|---------|------|----------|--------|-------|--------|-------|-------|
| bis(2-chloroisopropyl)Ether | 53.5844 | 5.33 | -0.01 | 198420 | 123.0 | 31.6 | 22.9 | 42.5 |



| Compound | Conc. | RT | Dev(Min) | Resp. | QIon | QRatio | Lower | Upper |
|----------------|---------|------|----------|------------|-------|--------|-------|-------|
| 2-Methylphenol | 66.5750 | 5.33 | -0.01 | 600778 (m) | 108.0 | 109.3 | 82.3 | 152.8 |

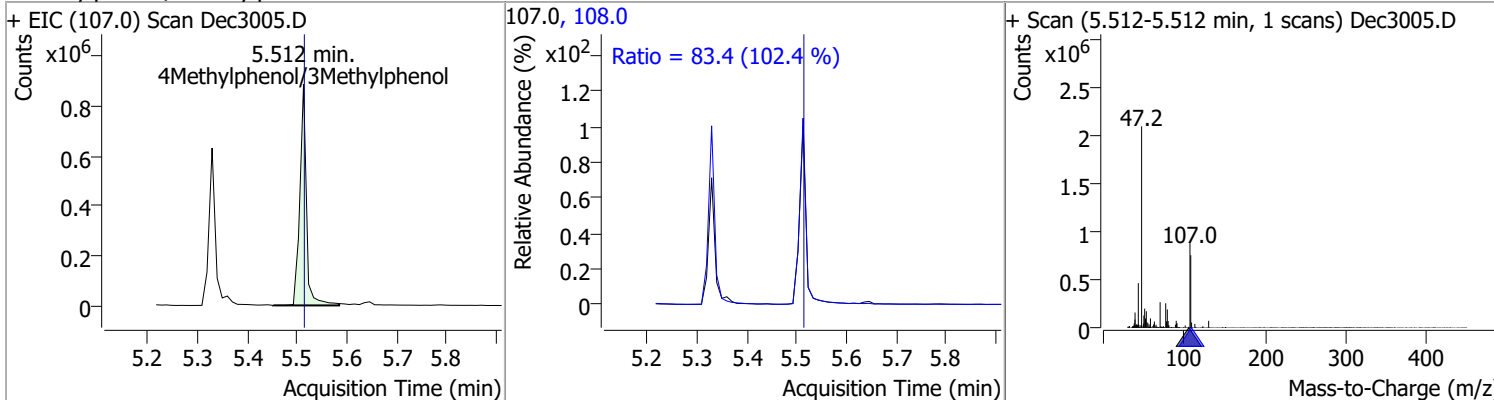


| Compound | Conc. | RT | Dev(Min) | Resp. | QIon | QRatio | Lower | Upper |
|----------------------------|---------|------|----------|--------|-------|--------|-------|-------|
| N-nitroso-Di-n-propylamine | 66.4986 | 5.48 | -0.01 | 454611 | 130.0 | 17.3 | 0.0 | 35.2 |

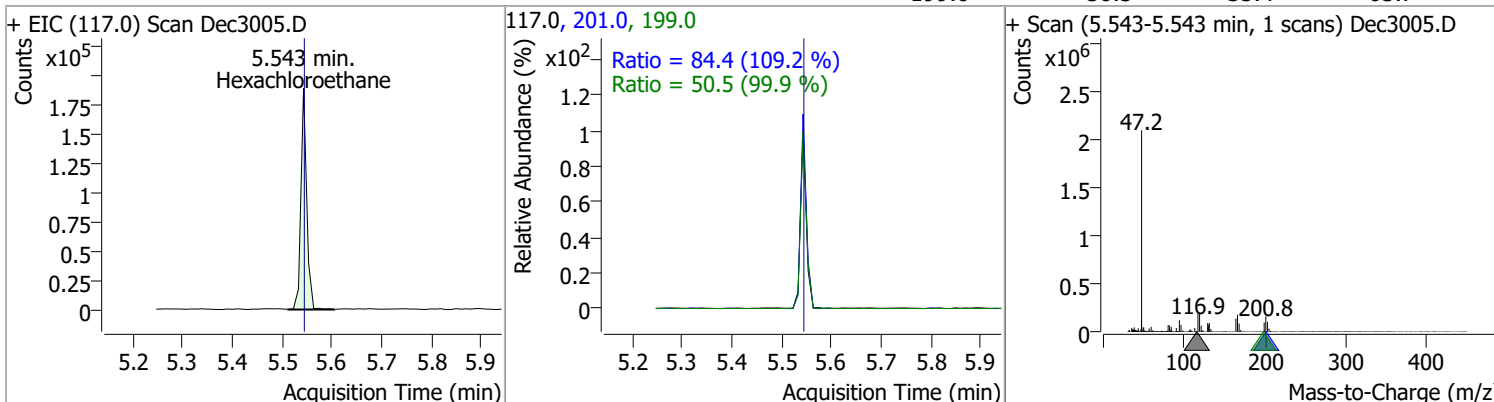


Quantitation Results Report (QT Reviewed)

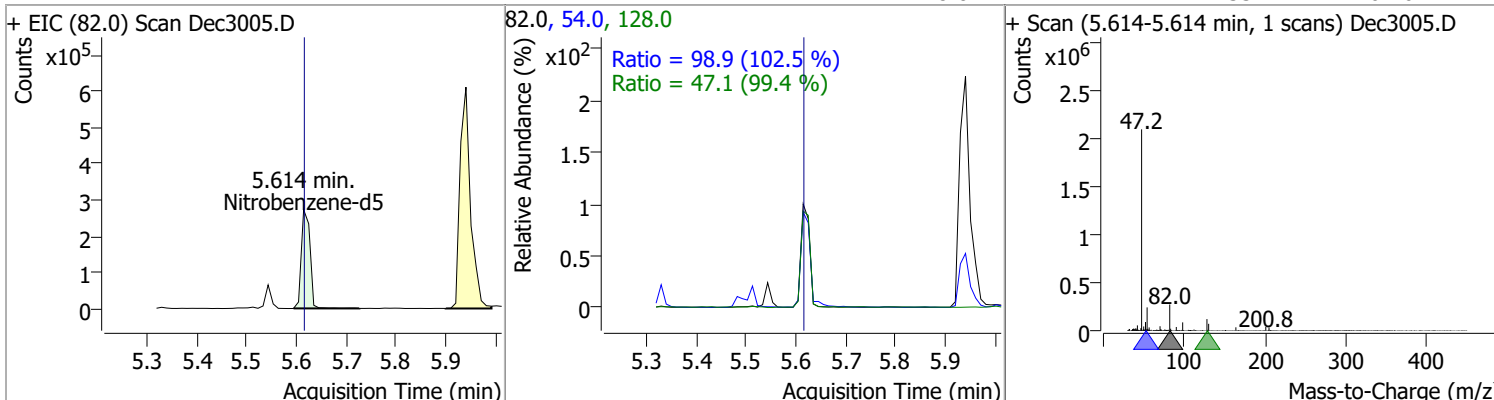
| Compound | Conc. | RT | Dev(Min) | Resp. | QIon | QRatio | Lower | Upper |
|-----------------------------|---------|------|----------|--------|-------|--------|-------|-------|
| 4Methylphenol/3Methylphenol | 68.3346 | 5.51 | -0.01 | 817368 | 108.0 | 83.4 | 57.0 | 105.8 |



| Compound | Conc. | RT | Dev(Min) | Resp. | QIon | QRatio | Lower | Upper |
|------------------|---------|------|----------|--------|-------|--------|-------|-------|
| Hexachloroethane | 47.5131 | 5.54 | -0.01 | 153168 | 201.0 | 84.4 | 54.1 | 100.4 |
| | | | | | 199.0 | 50.5 | 35.4 | 65.7 |

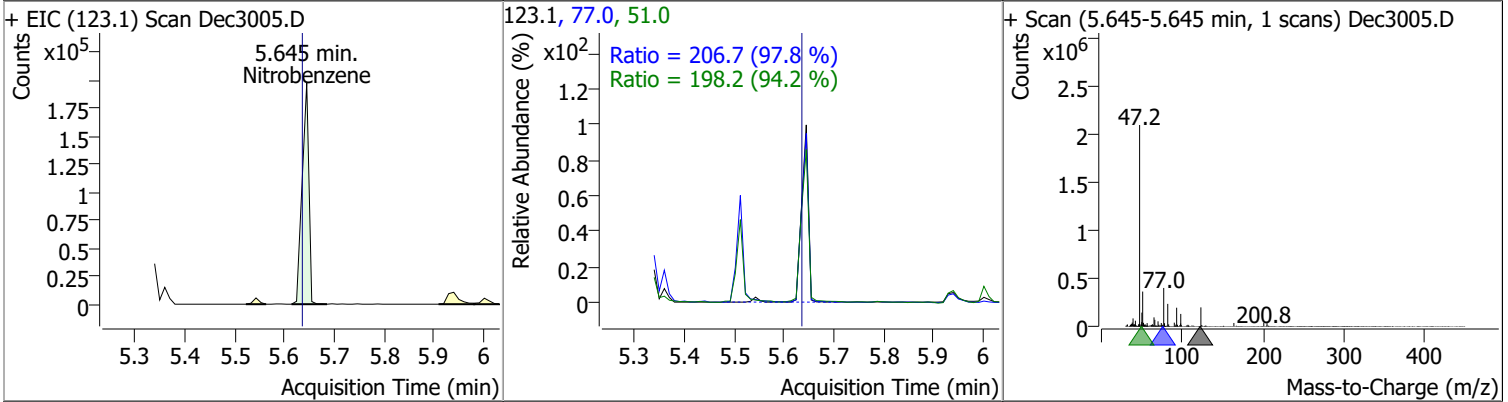


| Compound | Conc. | RT | Dev(Min) | Resp. | QIon | QRatio | Lower | Upper |
|-----------------|---------|------|----------|--------|-------|--------|-------|-------|
| Nitrobenzene-d5 | 59.0351 | 5.61 | -0.01 | 325649 | 54.0 | 98.9 | 67.5 | 125.4 |
| | | | | | 128.0 | 47.1 | 33.2 | 61.6 |

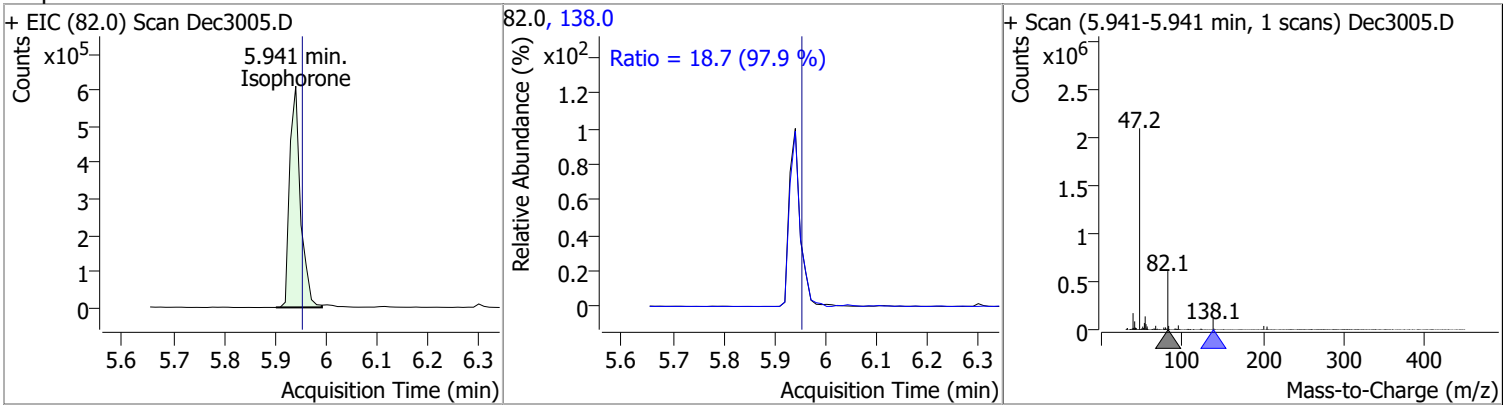


Quantitation Results Report (QT Reviewed)

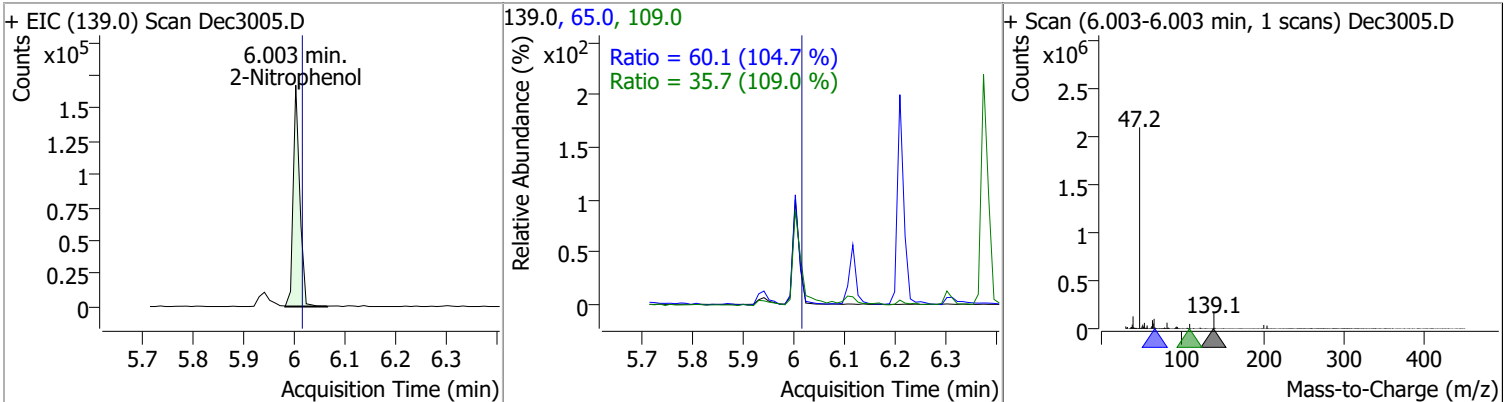
| Compound | Conc. | RT | Dev(Min) | Resp. | QIon | QRatio | Lower | Upper |
|--------------|---------|------|----------|--------|------|--------|-------|-------|
| Nitrobenzene | 65.3516 | 5.64 | 0.00 | 186189 | 77.0 | 206.7 | 148.0 | 274.8 |
| | | | | | 51.0 | 198.2 | 147.2 | 273.4 |



| Compound | Conc. | RT | Dev(Min) | Resp. | QIon | QRatio | Lower | Upper |
|------------|---------|------|----------|--------|-------|--------|-------|-------|
| Isophorone | 71.8343 | 5.94 | -0.01 | 900052 | 138.0 | 18.7 | 13.3 | 24.8 |

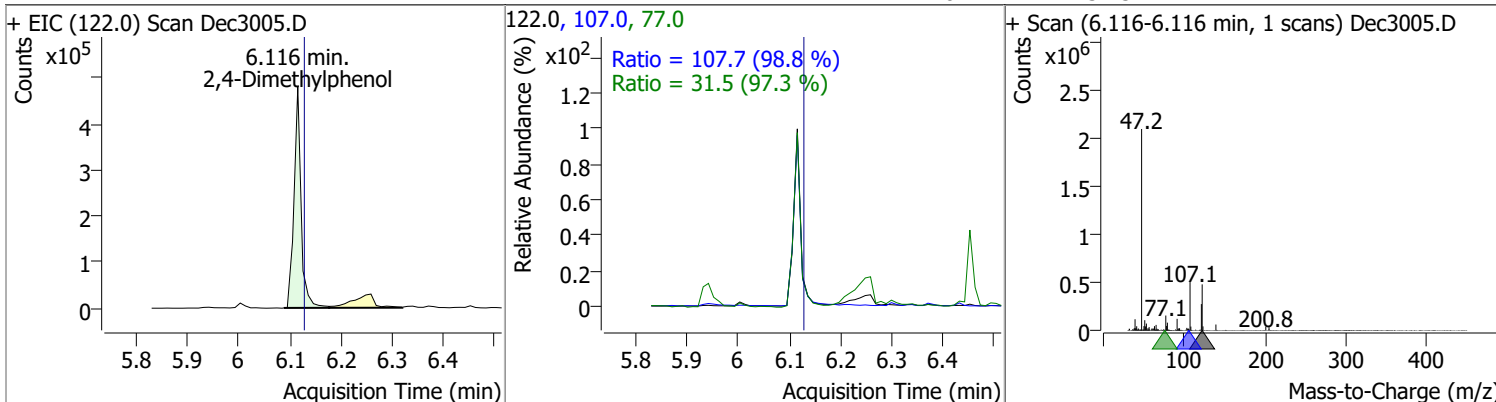


| Compound | Conc. | RT | Dev(Min) | Resp. | QIon | QRatio | Lower | Upper |
|---------------|---------|------|----------|--------|-------|--------|-------|-------|
| 2-Nitrophenol | 71.1795 | 6.00 | -0.01 | 150466 | 65.0 | 60.1 | 40.2 | 74.6 |
| | | | | | 109.0 | 35.7 | 22.9 | 42.6 |

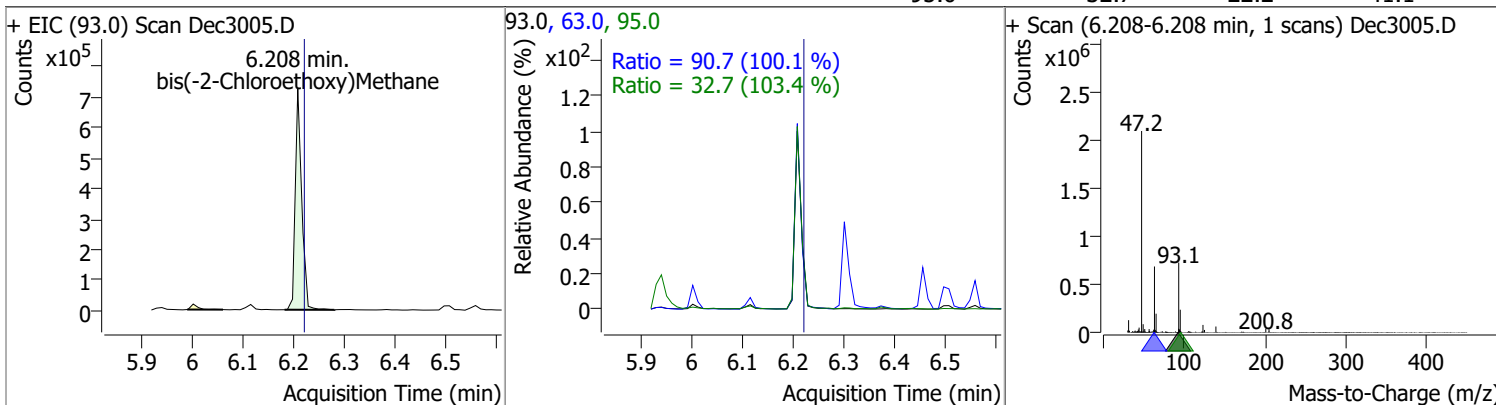


Quantitation Results Report (QT Reviewed)

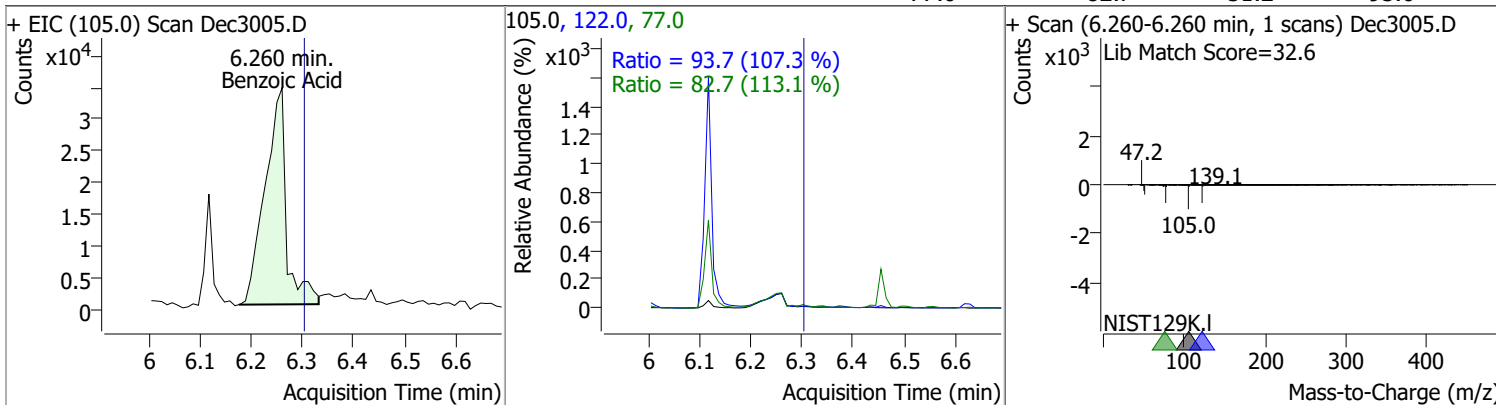
| Compound | Conc. | RT | Dev(Min) | Resp. | QIon | QRatio | Lower | Upper |
|--------------------|---------|------|----------|--------|-------|--------|-------|-------|
| 2,4-Dimethylphenol | 64.1193 | 6.12 | -0.01 | 463273 | 107.0 | 107.7 | 76.4 | 141.8 |
| | | | | | 77.0 | 31.5 | 22.7 | 42.1 |



| Compound | Conc. | RT | Dev(Min) | Resp. | QIon | QRatio | Lower | Upper |
|-----------------------------|---------|------|----------|--------|------|--------|-------|-------|
| bis(-2-Chloroethoxy)Methane | 67.3705 | 6.21 | -0.01 | 638670 | 63.0 | 90.7 | 63.5 | 117.9 |
| | | | | | 95.0 | 32.7 | 22.2 | 41.1 |

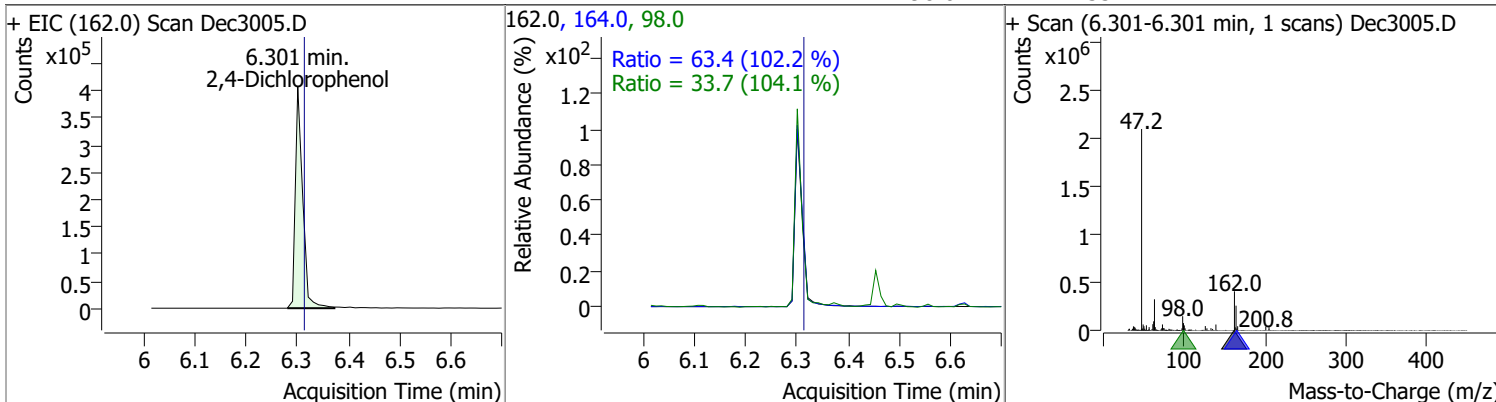


| Compound | Conc. | RT | Dev(Min) | Resp. | QIon | QRatio | Lower | Upper |
|--------------|---------|------|----------|-------|-------|--------|-------|-------|
| Benzoic Acid | 26.4962 | 6.26 | -0.04 | 99656 | 122.0 | 93.7 | 61.1 | 113.6 |
| | | | | | 77.0 | 82.7 | 51.2 | 95.0 |

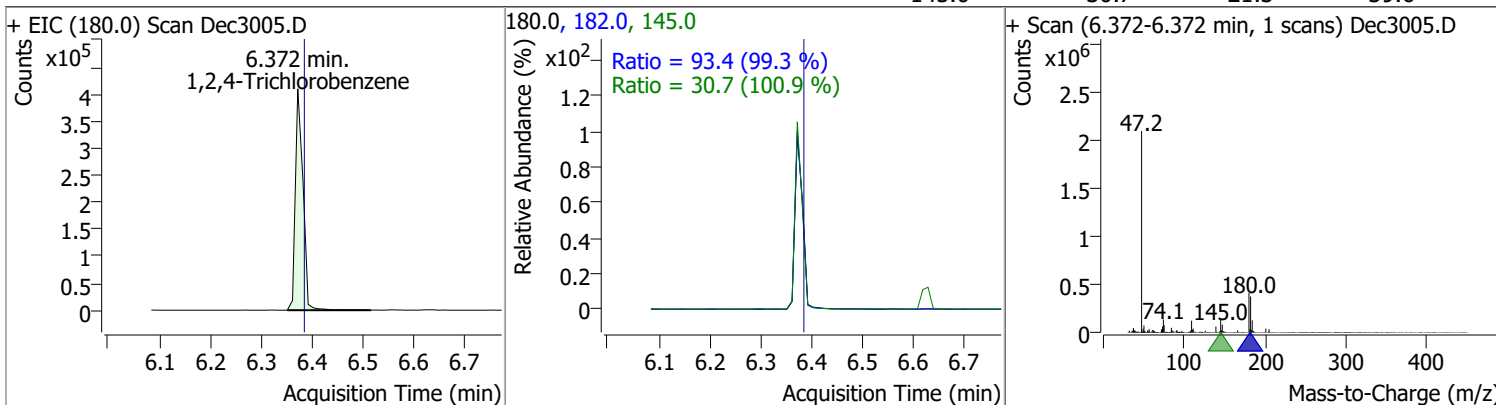


Quantitation Results Report (QT Reviewed)

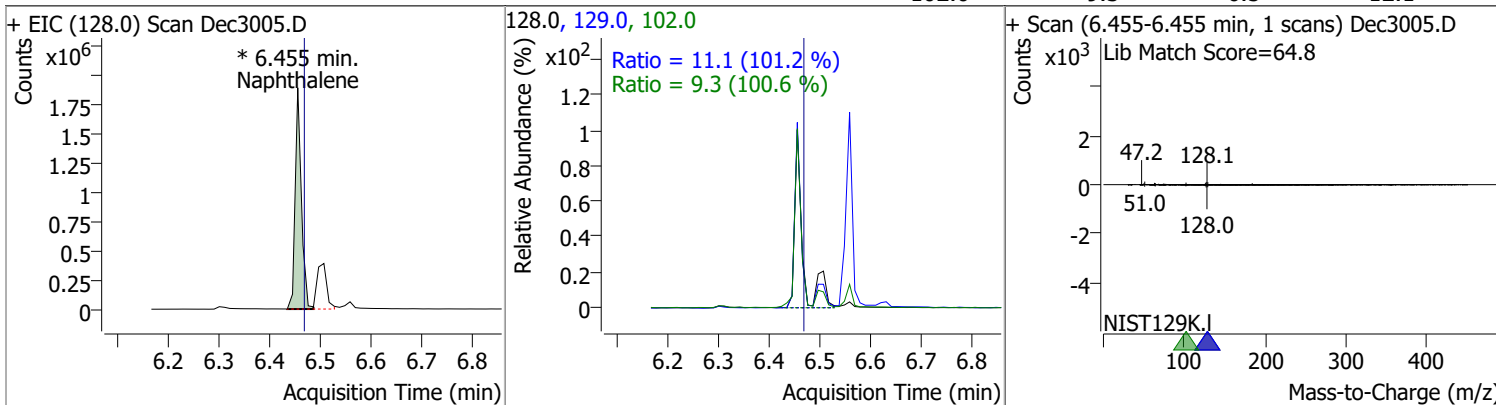
| Compound | Conc. | RT | Dev(Min) | Resp. | QIon | QRatio | Lower | Upper |
|--------------------|---------|------|----------|--------|-------|--------|-------|-------|
| 2,4-Dichlorophenol | 71.3764 | 6.30 | -0.01 | 407526 | 164.0 | 63.4 | 43.4 | 80.5 |
| | | | | | 98.0 | 33.7 | 22.7 | 42.1 |



| Compound | Conc. | RT | Dev(Min) | Resp. | QIon | QRatio | Lower | Upper |
|------------------------|---------|------|----------|--------|-------|--------|-------|-------|
| 1,2,4-Trichlorobenzene | 56.6969 | 6.37 | -0.01 | 426530 | 182.0 | 93.4 | 65.8 | 122.3 |
| | | | | | 145.0 | 30.7 | 21.3 | 39.6 |

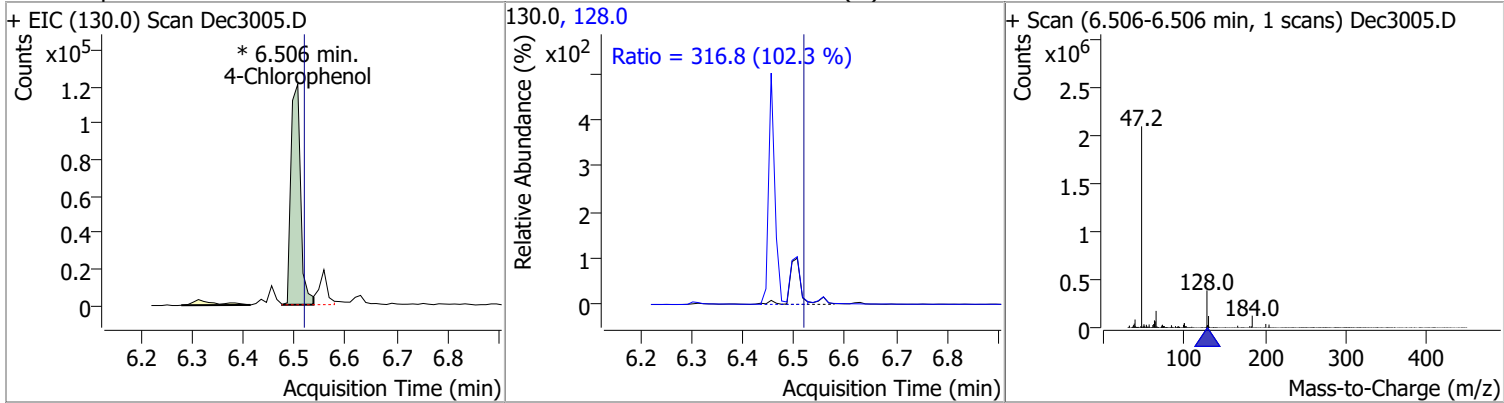


| Compound | Conc. | RT | Dev(Min) | Resp. | QIon | QRatio | Lower | Upper |
|-------------|---------|------|----------|-------------|-------|--------|-------|-------|
| Naphthalene | 64.4826 | 6.45 | -0.01 | 1596264 (m) | 129.0 | 11.1 | 7.7 | 14.2 |
| | | | | | 102.0 | 9.3 | 6.5 | 12.1 |

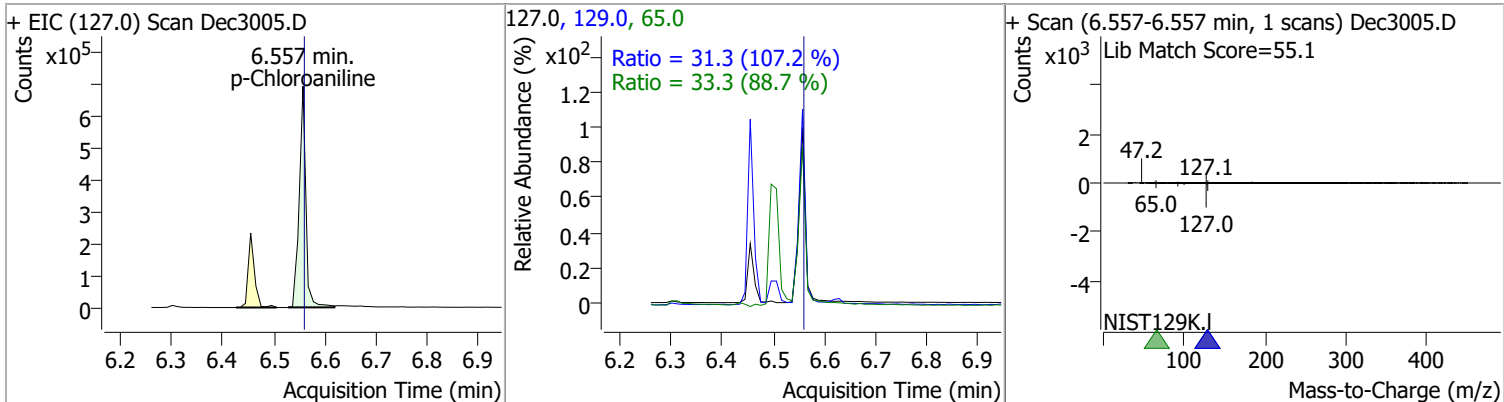


Quantitation Results Report (QT Reviewed)

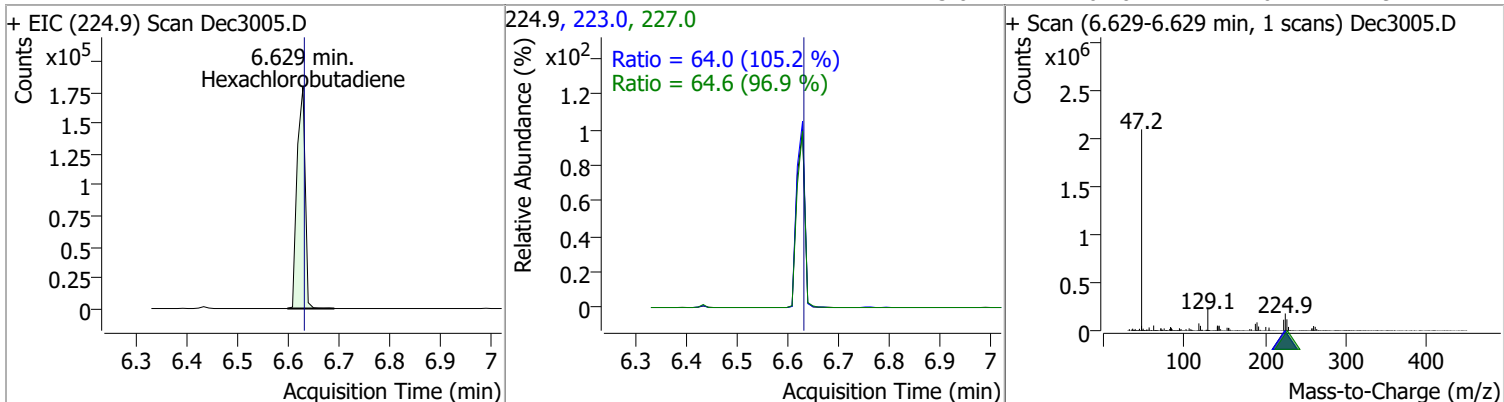
| Compound | Conc. | RT | Dev(Min) | Resp. | QIon | QRatio | Lower | Upper |
|----------------|---------|------|----------|------------|-------|--------|-------|-------|
| 4-Chlorophenol | 77.2746 | 6.51 | -0.01 | 160477 (m) | 128.0 | 316.8 | 216.8 | 402.6 |



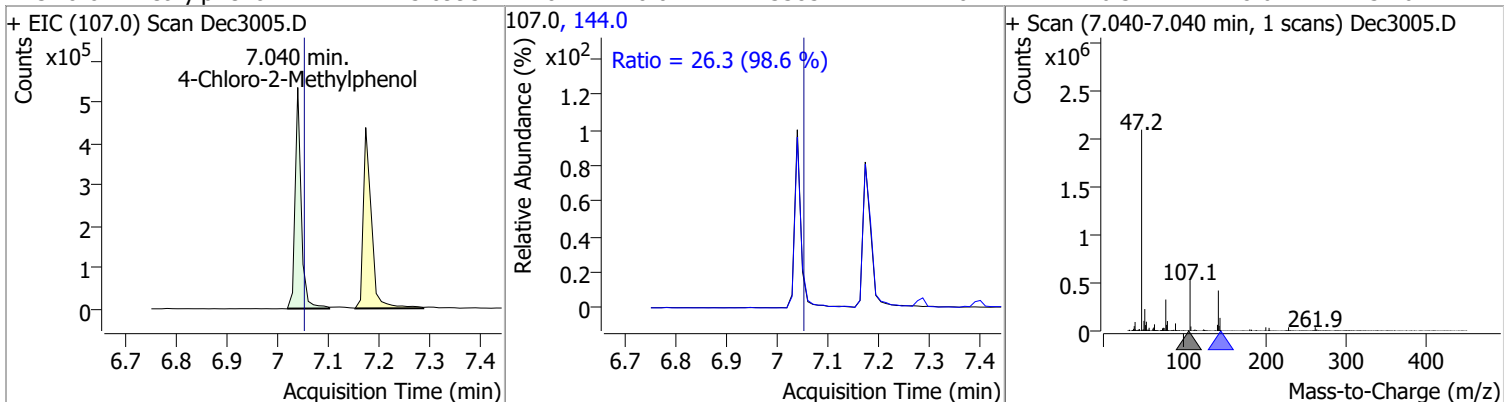
| Compound | Conc. | RT | Dev(Min) | Resp. | QIon | QRatio | Lower | Upper |
|-----------------|---------|------|----------|--------|-------|--------|-------|-------|
| p-Chloroaniline | 69.2179 | 6.56 | 0.00 | 625120 | 65.0 | 33.3 | 26.3 | 48.8 |
| | | | | | 129.0 | 31.3 | 20.5 | 38.0 |



| Compound | Conc. | RT | Dev(Min) | Resp. | QIon | QRatio | Lower | Upper |
|---------------------|---------|------|----------|--------|-------|--------|-------|-------|
| Hexachlorobutadiene | 51.1258 | 6.63 | 0.00 | 197287 | 227.0 | 64.6 | 46.6 | 86.6 |
| | | | | | 223.0 | 64.0 | 42.6 | 79.1 |

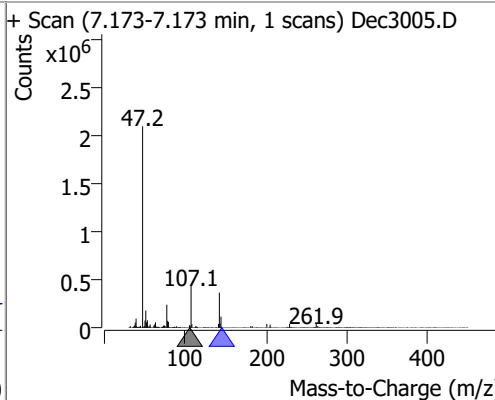
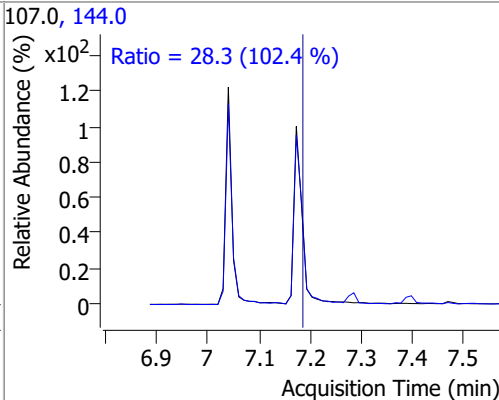
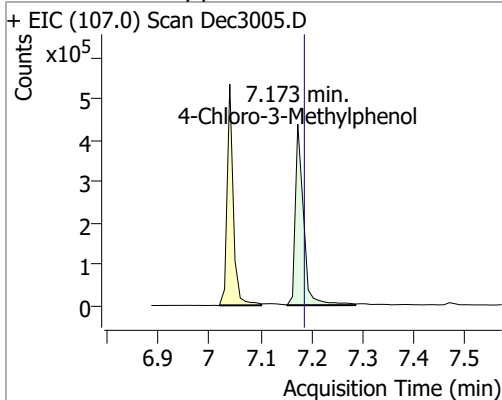


| Compound | Conc. | RT | Dev(Min) | Resp. | QIon | QRatio | Lower | Upper |
|-------------------------|---------|------|----------|--------|-------|--------|-------|-------|
| 4-Chloro-2-Methylphenol | 75.0995 | 7.04 | -0.01 | 433851 | 144.0 | 26.3 | 18.6 | 34.6 |

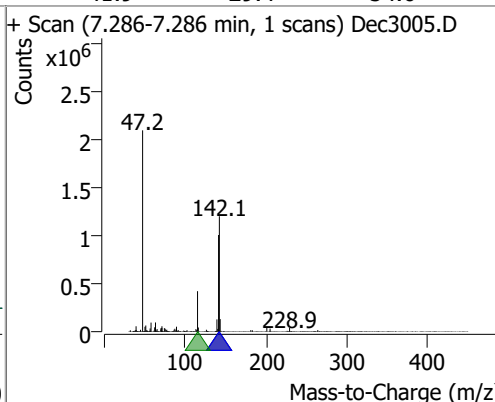
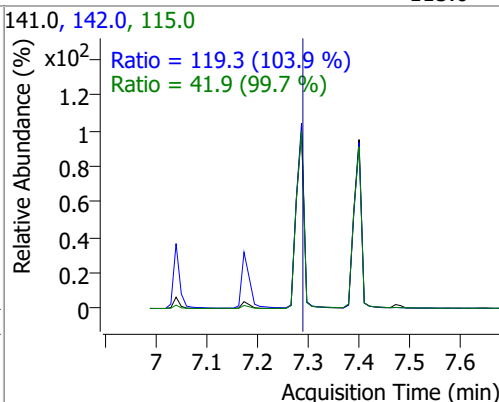
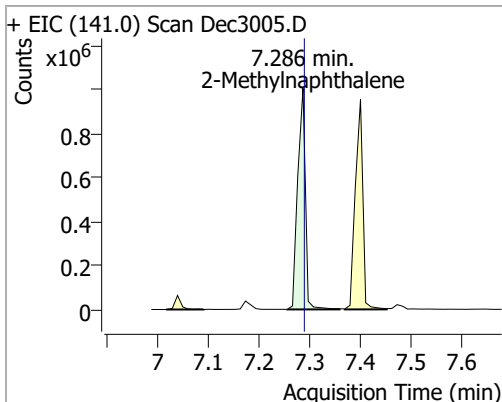


Quantitation Results Report (QT Reviewed)

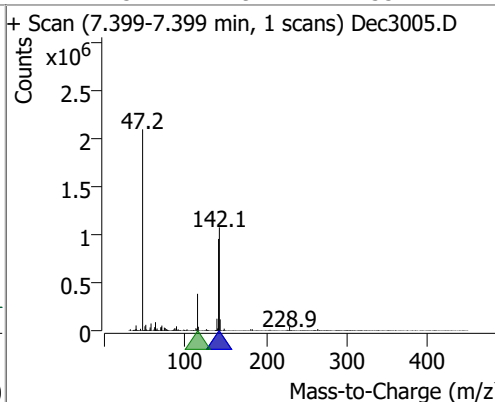
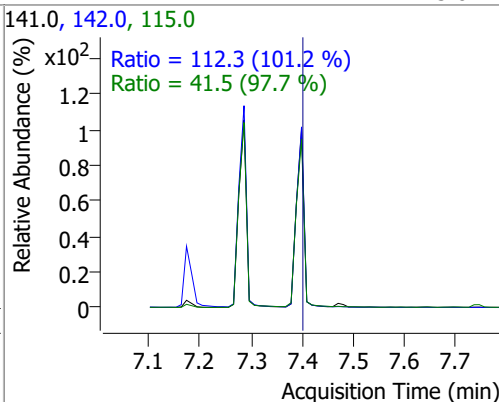
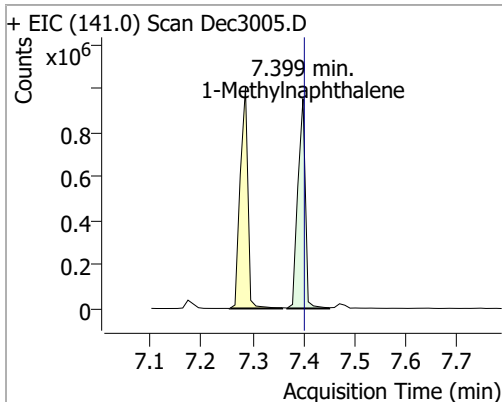
| Compound | Conc. | RT | Dev(Min) | Resp. | QIon | QRatio | Lower | Upper |
|-------------------------|---------|------|----------|--------|-------|--------|-------|-------|
| 4-Chloro-3-Methylphenol | 86.3009 | 7.17 | -0.01 | 495450 | 144.0 | 28.3 | 19.3 | 35.9 |



| Compound | Conc. | RT | Dev(Min) | Resp. | QIon | QRatio | Lower | Upper |
|---------------------|---------|------|----------|---------|-------|--------|-------|-------|
| 2-Methylnaphthalene | 74.1346 | 7.29 | 0.00 | 1051888 | 142.0 | 119.3 | 80.4 | 149.3 |
| | | | | | 115.0 | 41.9 | 29.4 | 54.6 |

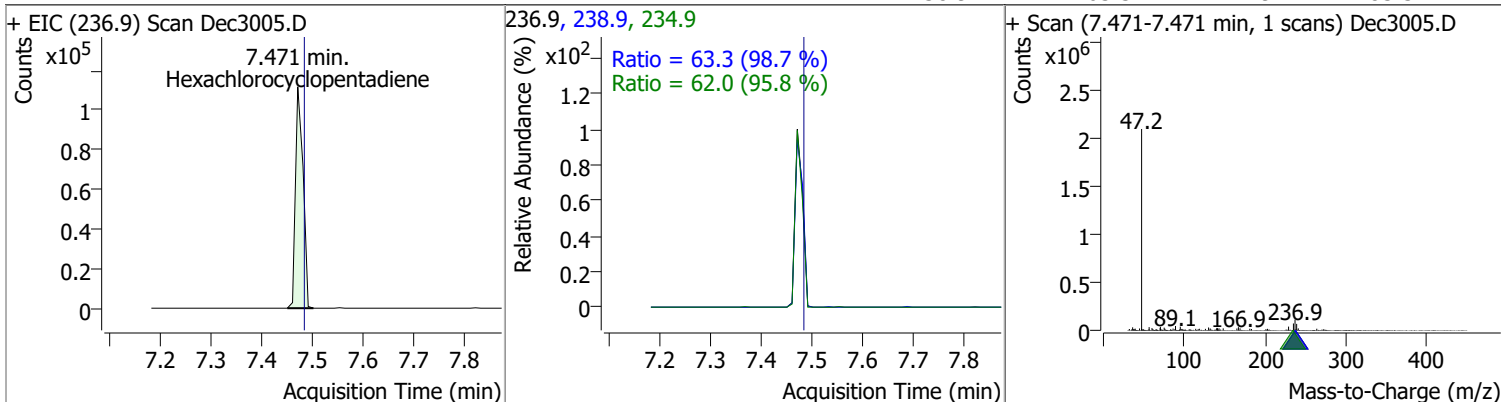


| Compound | Conc. | RT | Dev(Min) | Resp. | QIon | QRatio | Lower | Upper |
|---------------------|---------|------|----------|--------|-------|--------|-------|-------|
| 1-Methylnaphthalene | 68.9477 | 7.40 | 0.00 | 977929 | 142.0 | 112.3 | 77.7 | 144.2 |
| | | | | | 115.0 | 41.5 | 29.7 | 55.2 |

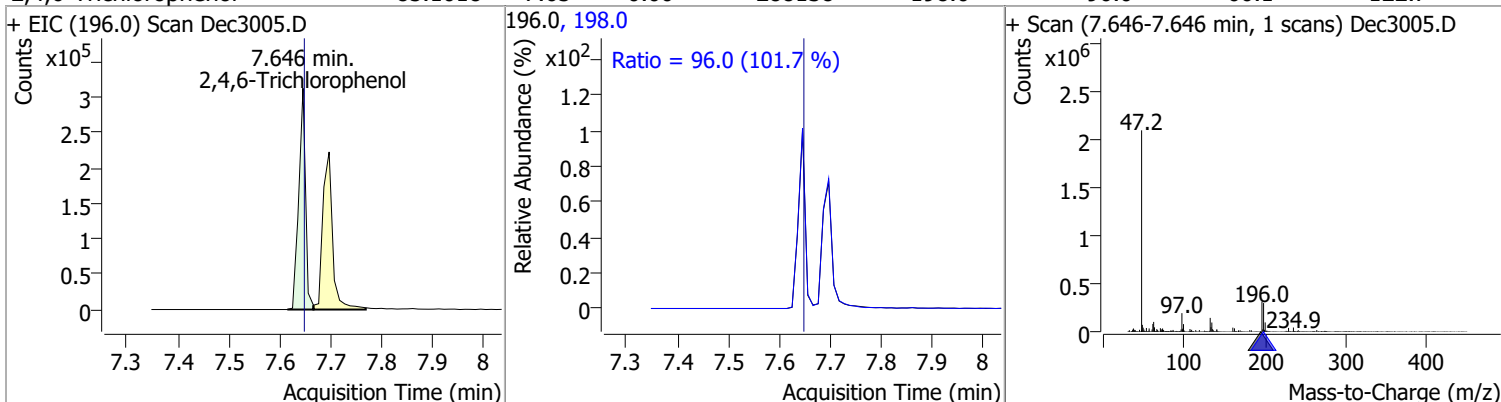


Quantitation Results Report (QT Reviewed)

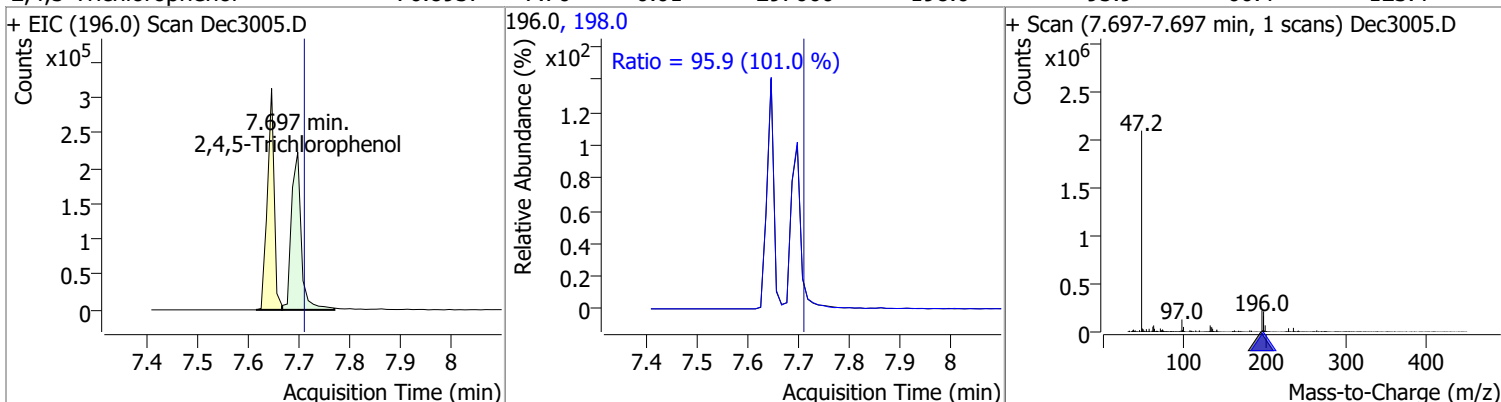
| Compound | Conc. | RT | Dev(Min) | Resp. | QIon | QRatio | Lower | Upper |
|---------------------------|---------|------|----------|--------|-------|--------|-------|-------|
| Hexachlorocyclopentadiene | 61.1595 | 7.47 | -0.01 | 115459 | 234.9 | 62.0 | 45.3 | 84.1 |
| | | | | | 238.9 | 63.3 | 44.9 | 83.3 |



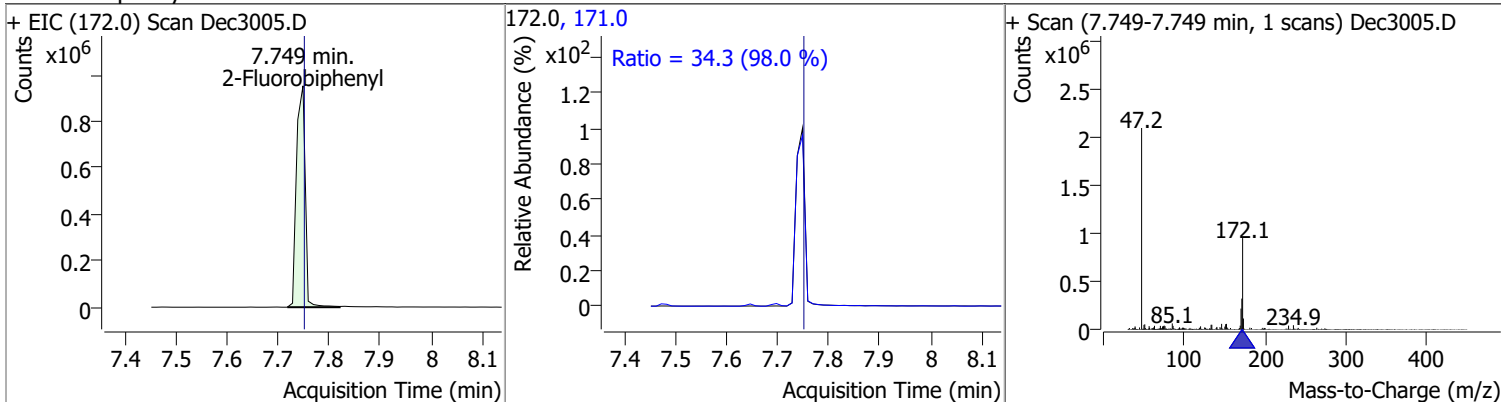
| Compound | Conc. | RT | Dev(Min) | Resp. | QIon | QRatio | Lower | Upper |
|-----------------------|---------|------|----------|--------|-------|--------|-------|-------|
| 2,4,6-Trichlorophenol | 85.1018 | 7.65 | 0.00 | 288138 | 198.0 | 96.0 | 66.1 | 122.7 |



| Compound | Conc. | RT | Dev(Min) | Resp. | QIon | QRatio | Lower | Upper |
|-----------------------|---------|------|----------|--------|-------|--------|-------|-------|
| 2,4,5-Trichlorophenol | 76.8937 | 7.70 | -0.01 | 297660 | 198.0 | 95.9 | 66.4 | 123.4 |

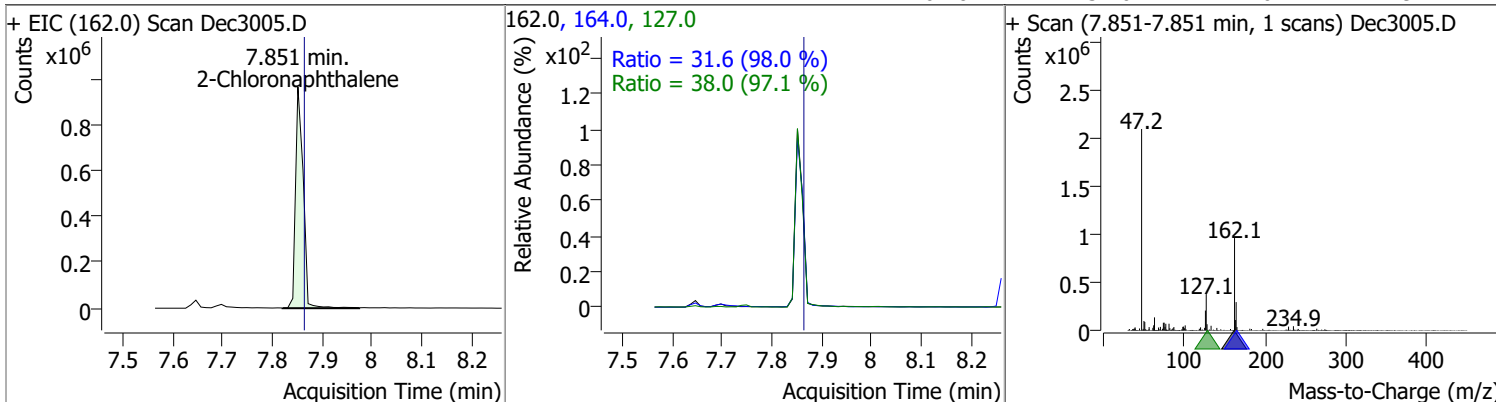


| Compound | Conc. | RT | Dev(Min) | Resp. | QIon | QRatio | Lower | Upper |
|------------------|---------|------|----------|---------|-------|--------|-------|-------|
| 2-Fluorobiphenyl | 60.4235 | 7.75 | 0.00 | 1132423 | 171.0 | 34.3 | 24.5 | 45.6 |

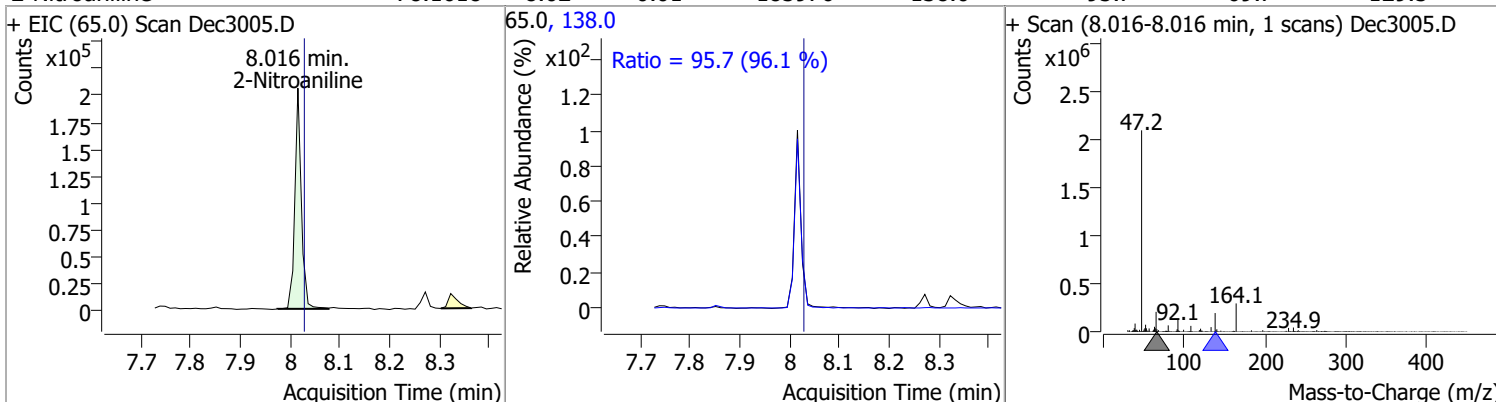


Quantitation Results Report (QT Reviewed)

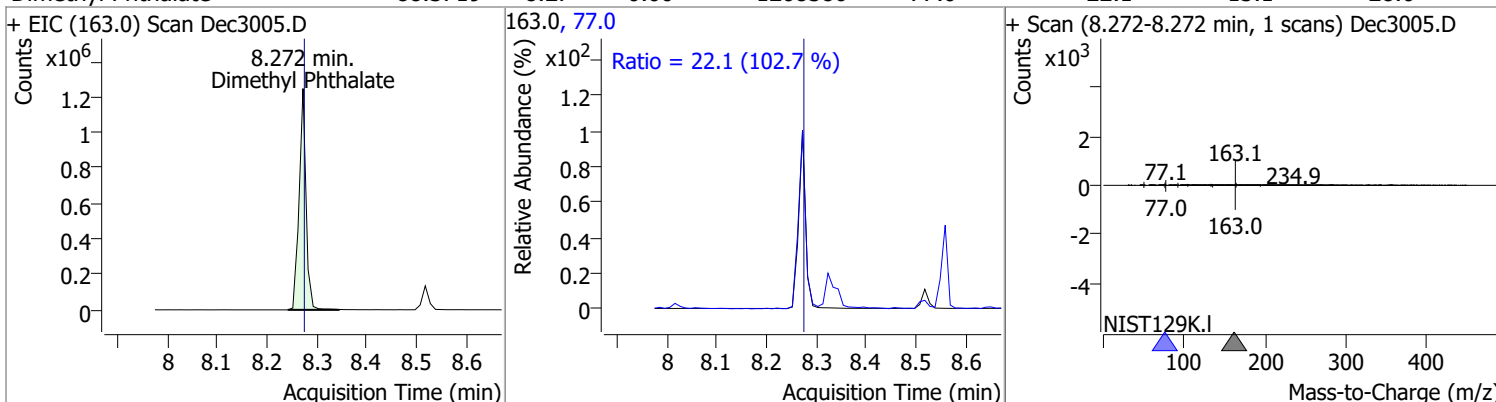
| Compound | Conc. | RT | Dev(Min) | Resp. | QIon | QRatio | Lower | Upper |
|---------------------|---------|------|----------|---------|-------|--------|-------|-------|
| 2-Chloronaphthalene | 68.9712 | 7.85 | -0.01 | 1032809 | 127.0 | 38.0 | 27.4 | 50.9 |
| | | | | | 164.0 | 31.6 | 22.6 | 41.9 |



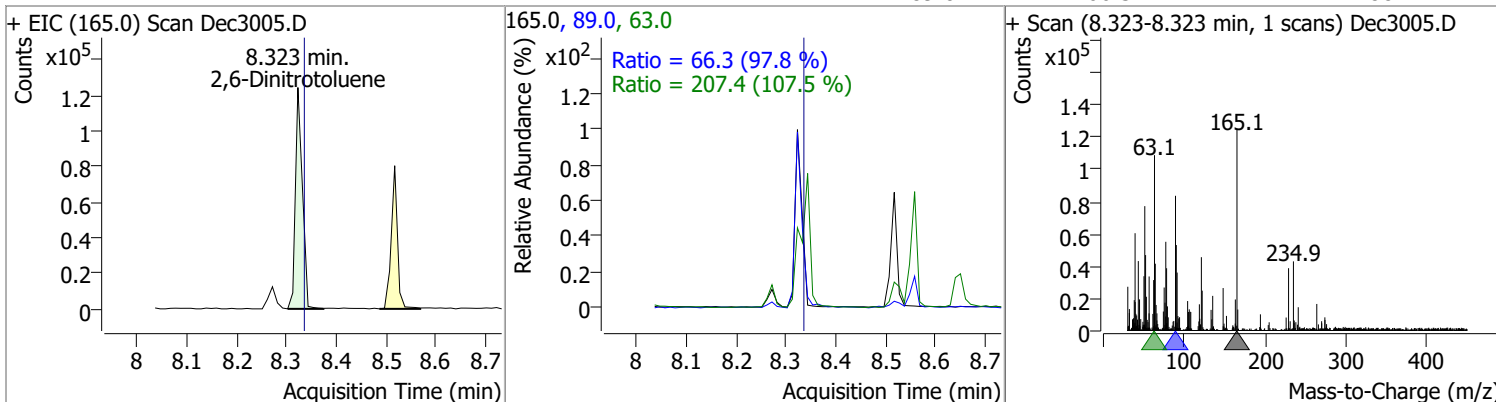
| Compound | Conc. | RT | Dev(Min) | Resp. | QIon | QRatio | Lower | Upper |
|----------------|---------|------|----------|--------|-------|--------|-------|-------|
| 2-Nitroaniline | 78.1618 | 8.02 | -0.01 | 185976 | 138.0 | 95.7 | 69.7 | 129.5 |



| Compound | Conc. | RT | Dev(Min) | Resp. | QIon | QRatio | Lower | Upper |
|--------------------|---------|------|----------|---------|------|--------|-------|-------|
| Dimethyl Phthalate | 88.3719 | 8.27 | 0.00 | 1208586 | 77.0 | 22.1 | 15.1 | 28.0 |

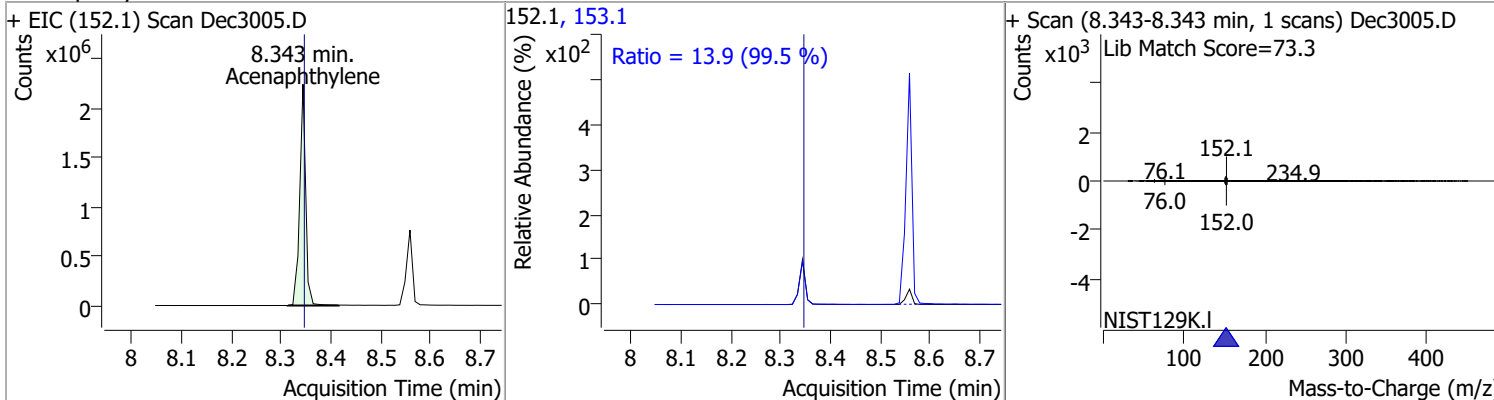


| Compound | Conc. | RT | Dev(Min) | Resp. | QIon | QRatio | Lower | Upper |
|--------------------|---------|------|----------|--------|------|--------|-------|-------|
| 2,6-Dinitrotoluene | 78.1895 | 8.32 | -0.01 | 121407 | 63.0 | 207.4 | 135.1 | 250.9 |
| | | | | | 89.0 | 66.3 | 47.4 | 88.1 |

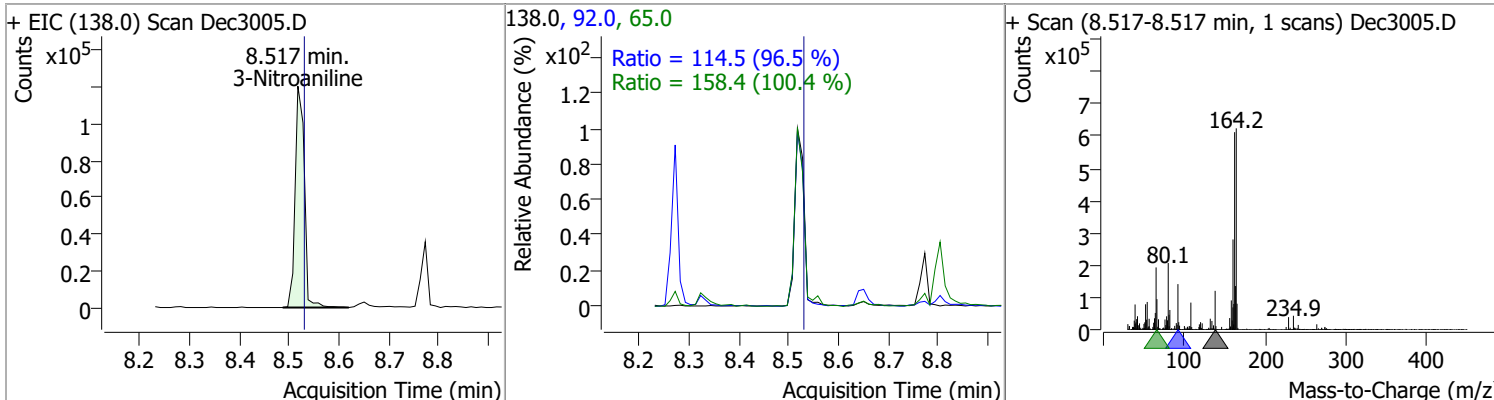


Quantitation Results Report (QT Reviewed)

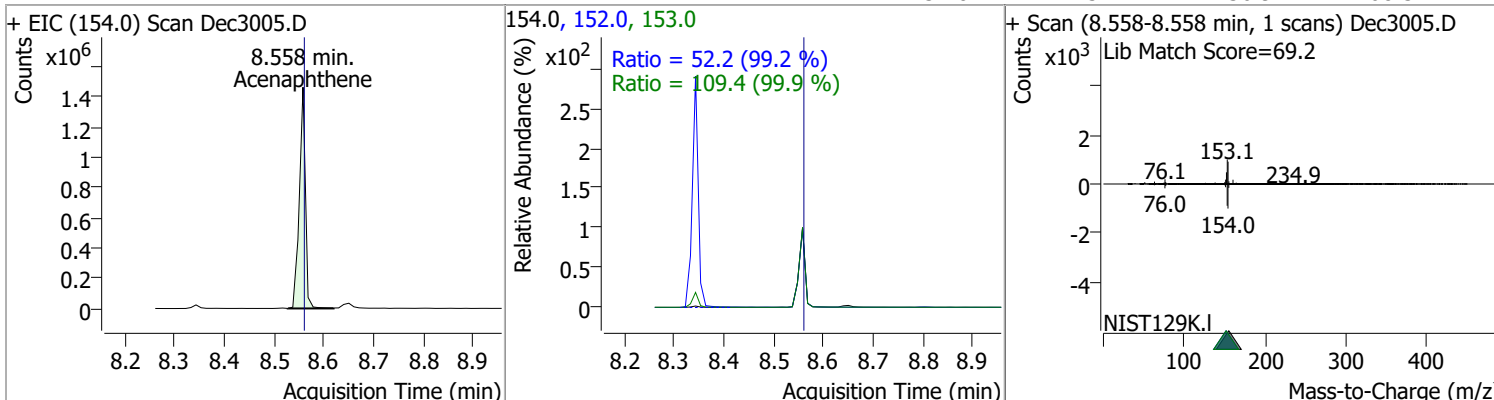
| Compound | Conc. | RT | Dev(Min) | Resp. | QIon | QRatio | Lower | Upper |
|----------------|---------|------|----------|---------|-------|--------|-------|-------|
| Acenaphthylene | 79.9595 | 8.34 | 0.00 | 1868177 | 153.1 | 13.9 | 9.8 | 18.1 |



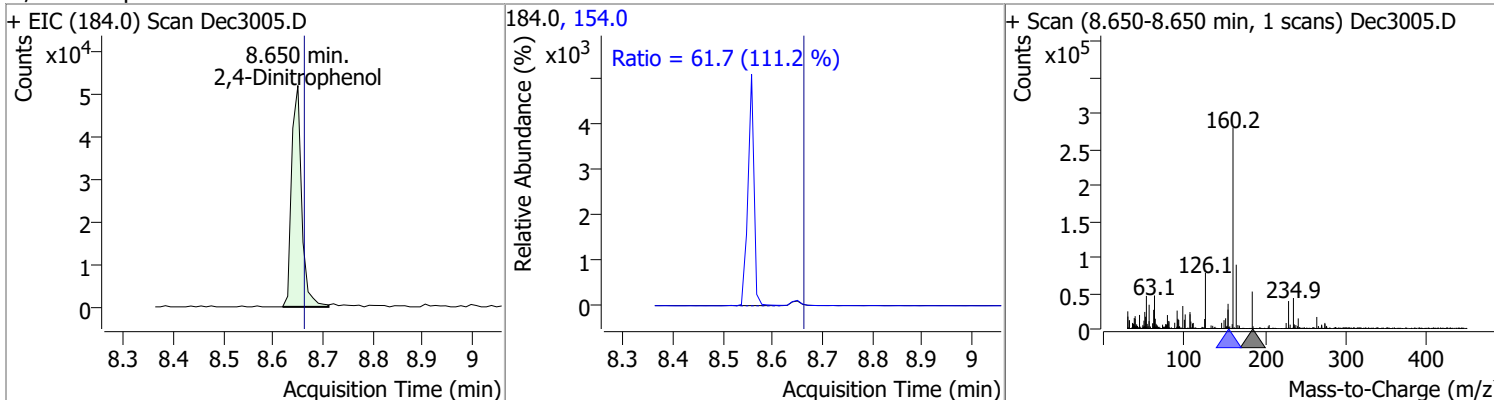
| | | | | | | | | |
|----------------|---------|------|-------|--------|--------------|----------------|---------------|----------------|
| 3-Nitroaniline | 83.7551 | 8.52 | -0.01 | 154516 | 65.0 92.0 | 158.4 114.5 | 110.4 83.0 | 205.1 154.2 |
|----------------|---------|------|-------|--------|--------------|----------------|---------------|----------------|



| | | | | | | | | |
|--------------|---------|------|------|---------|----------------|---------------|--------------|---------------|
| Acenaphthene | 92.4797 | 8.56 | 0.00 | 1241719 | 153.0 152.0 | 109.4 52.2 | 76.7 36.9 | 142.4 68.5 |
|--------------|---------|------|------|---------|----------------|---------------|--------------|---------------|

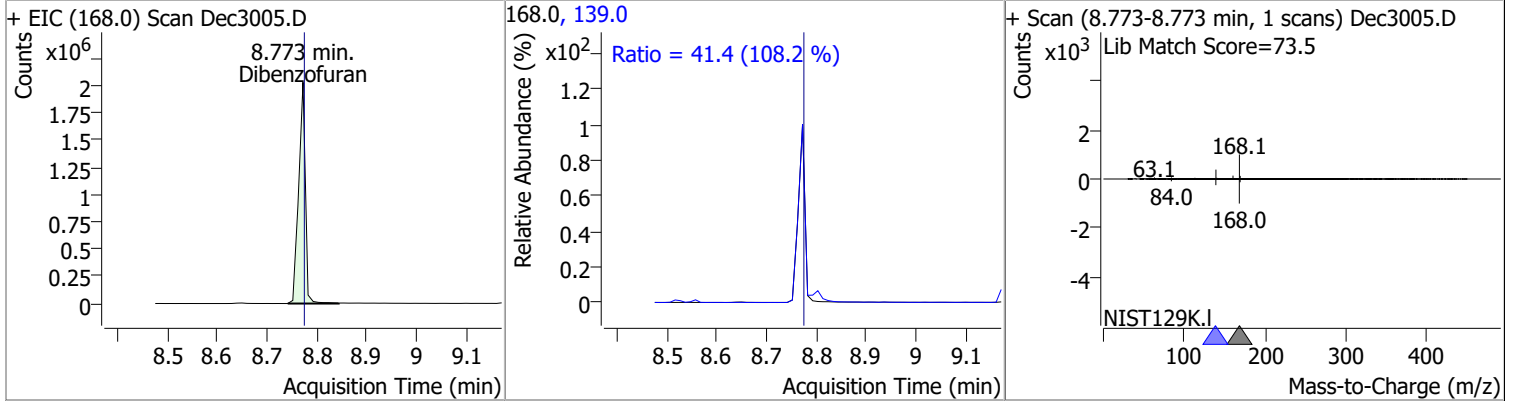


| | | | | | | | | |
|-------------------|---------|------|-------|-------|-------|------|------|------|
| 2,4-Dinitrophenol | 86.7180 | 8.65 | -0.01 | 73096 | 154.0 | 61.7 | 38.9 | 72.2 |
|-------------------|---------|------|-------|-------|-------|------|------|------|

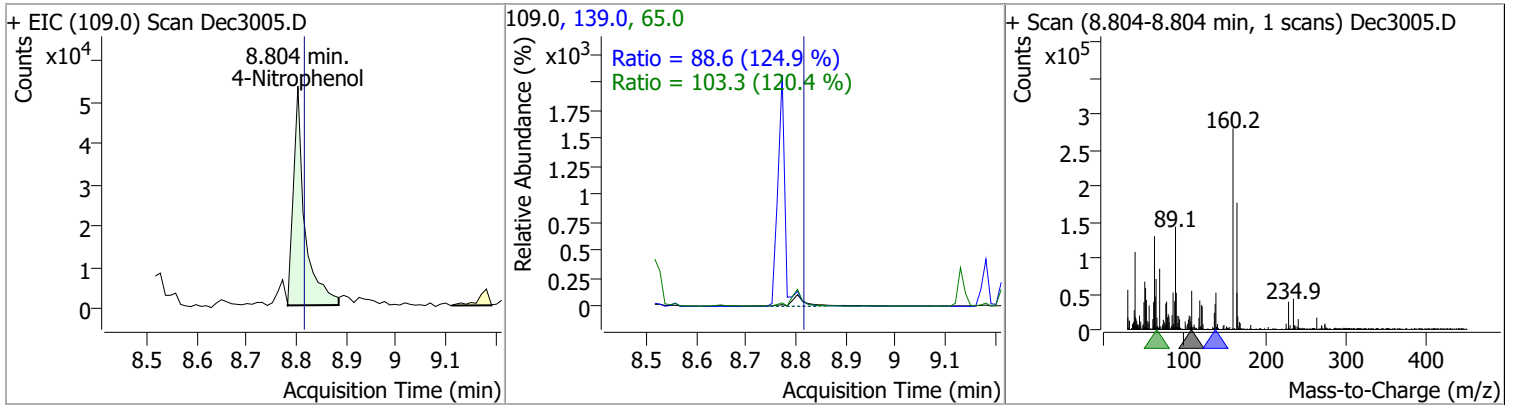


Quantitation Results Report (QT Reviewed)

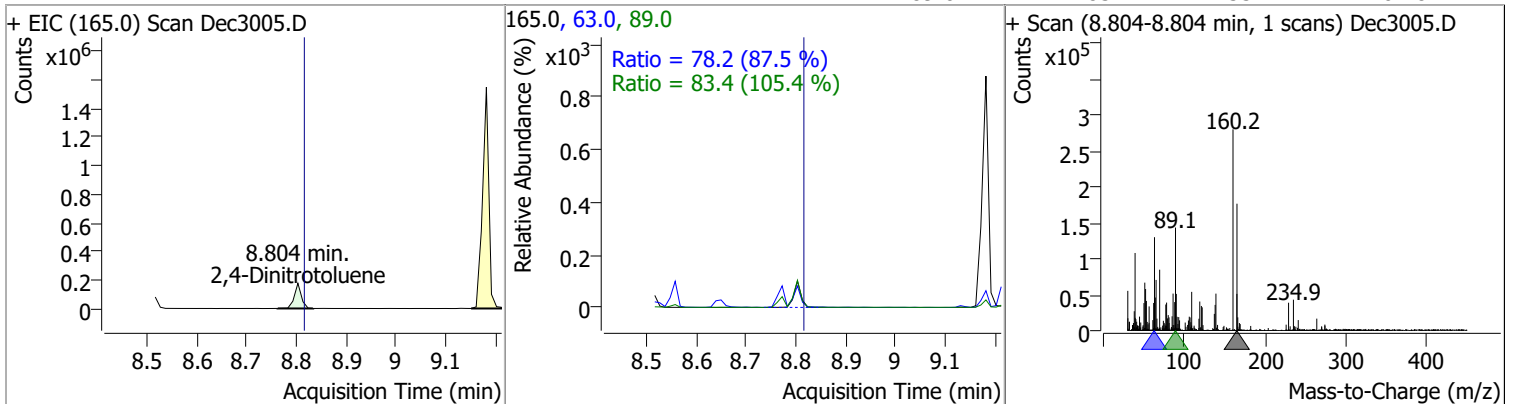
| Compound | Conc. | RT | Dev(Min) | Resp. | QIon | QRatio | Lower | Upper |
|--------------|---------|------|----------|---------|-------|--------|-------|-------|
| Dibenzofuran | 87.5330 | 8.77 | 0.00 | 1893803 | 139.0 | 41.4 | 26.8 | 49.7 |



| Compound | Conc. | RT | Dev(Min) | Resp. | QIon | QRatio | Lower | Upper |
|---------------|---------|------|----------|-------|-------|--------|-------|-------|
| 4-Nitrophenol | 36.6920 | 8.80 | -0.01 | 84375 | 65.0 | 103.3 | 60.1 | 111.5 |
| | | | | | 139.0 | 88.6 | 49.6 | 92.2 |

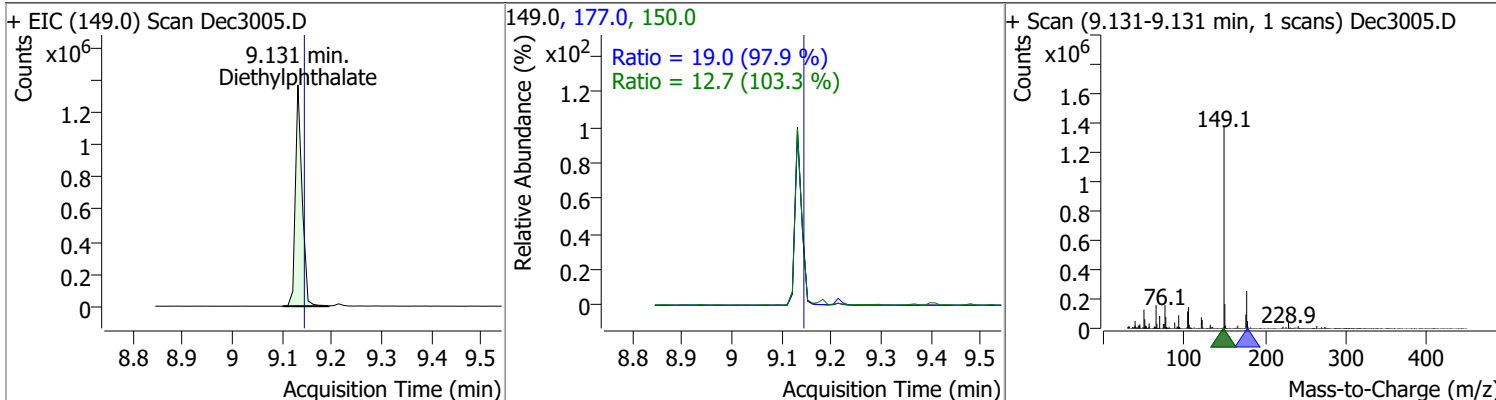


| Compound | Conc. | RT | Dev(Min) | Resp. | QIon | QRatio | Lower | Upper |
|--------------------|---------|------|----------|--------|------|--------|-------|-------|
| 2,4-Dinitrotoluene | 84.5302 | 8.80 | -0.01 | 171380 | 63.0 | 78.2 | 62.6 | 116.2 |
| | | | | | 89.0 | 83.4 | 55.4 | 102.8 |

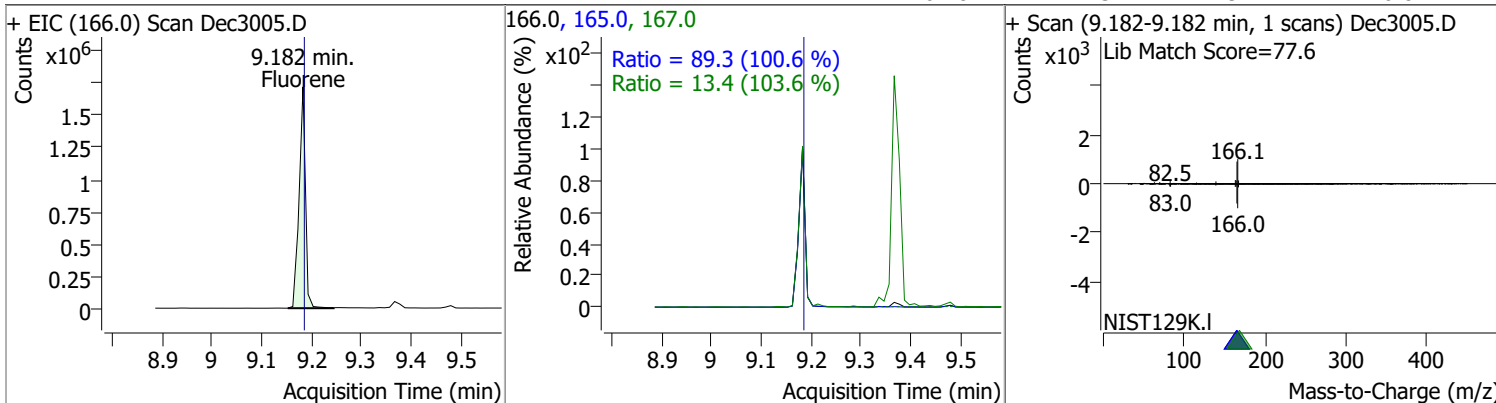


Quantitation Results Report (QT Reviewed)

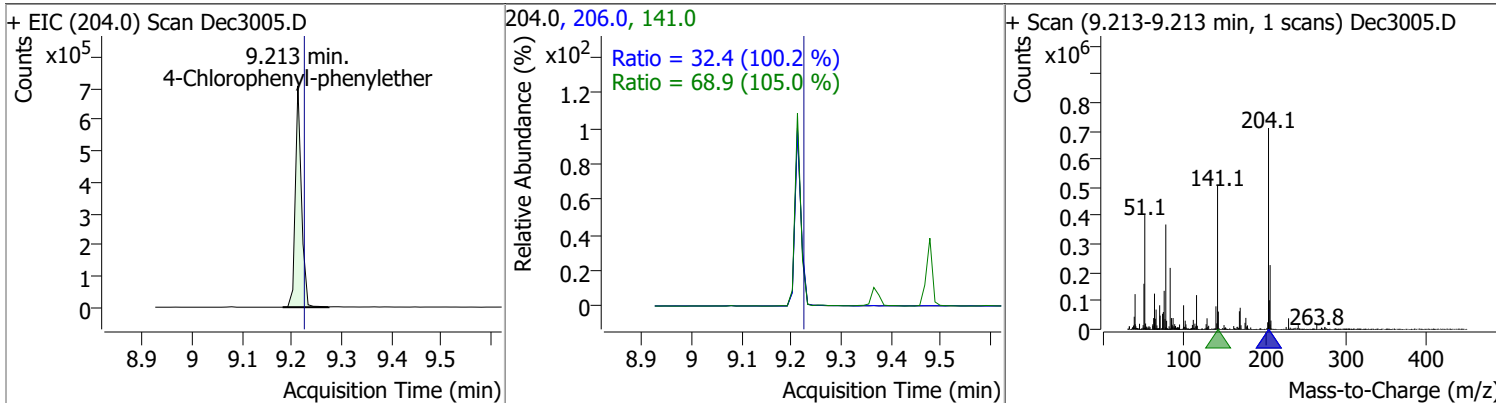
| Compound | Conc. | RT | Dev(Min) | Resp. | QIon | QRatio | Lower | Upper |
|------------------|---------|------|----------|---------|-------|--------|-------|-------|
| Diethylphthalate | 87.2440 | 9.13 | -0.01 | 1280529 | 177.0 | 19.0 | 13.6 | 25.2 |
| | | | | | 150.0 | 12.7 | 8.6 | 16.0 |



| Compound | Conc. | RT | Dev(Min) | Resp. | QIon | QRatio | Lower | Upper |
|----------|---------|------|----------|---------|-------|--------|-------|-------|
| Fluorene | 87.2805 | 9.18 | 0.00 | 1528595 | 165.0 | 89.3 | 62.2 | 115.4 |
| | | | | | 167.0 | 13.4 | 9.1 | 16.8 |

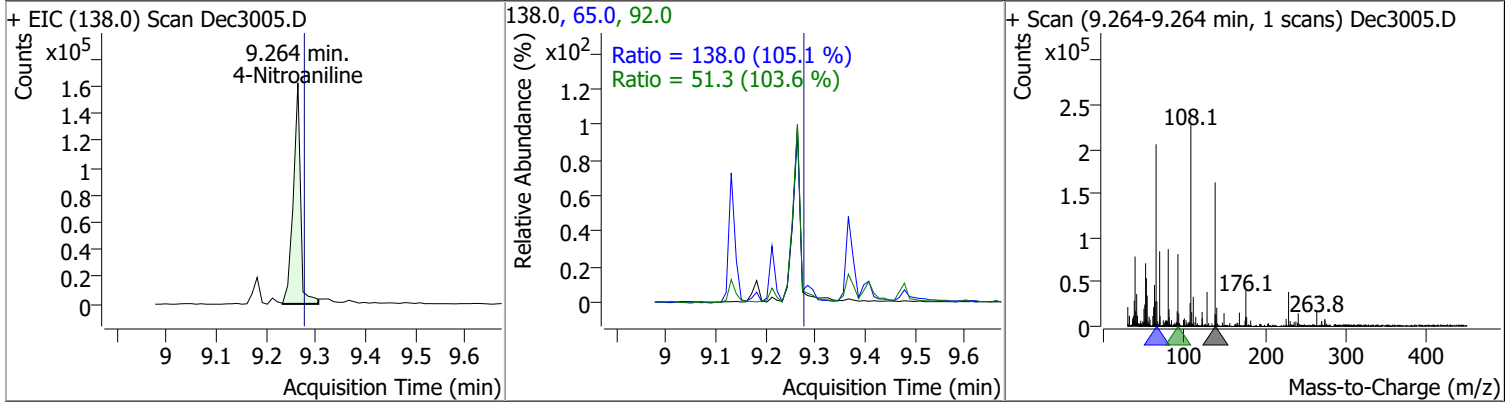


| Compound | Conc. | RT | Dev(Min) | Resp. | QIon | QRatio | Lower | Upper |
|----------------------------|---------|------|----------|--------|-------|--------|-------|-------|
| 4-Chlorophenyl-phenylether | 83.0228 | 9.21 | -0.01 | 604267 | 141.0 | 68.9 | 46.0 | 85.3 |
| | | | | | 206.0 | 32.4 | 22.7 | 42.1 |

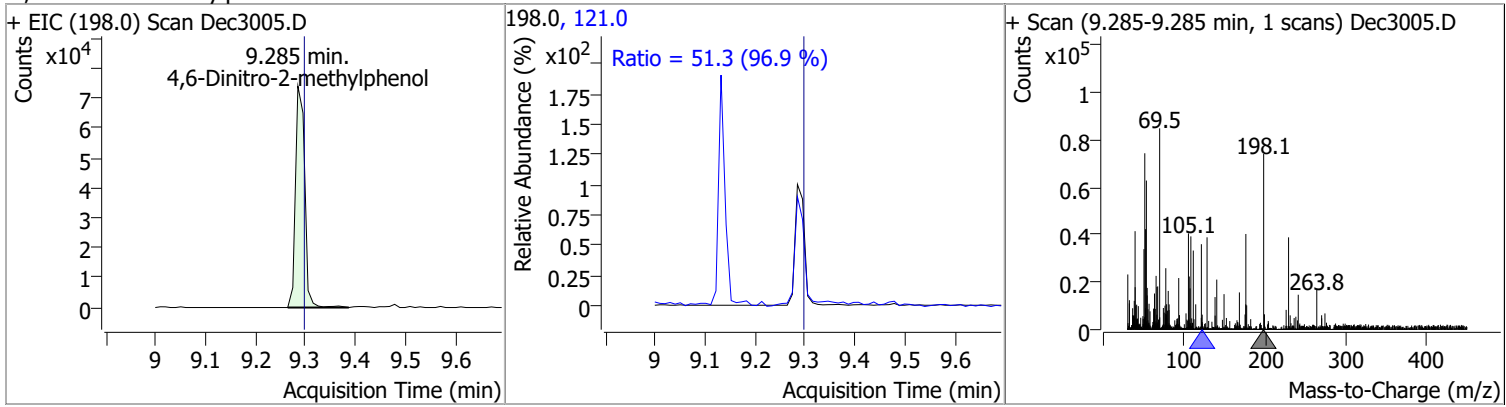


Quantitation Results Report (QT Reviewed)

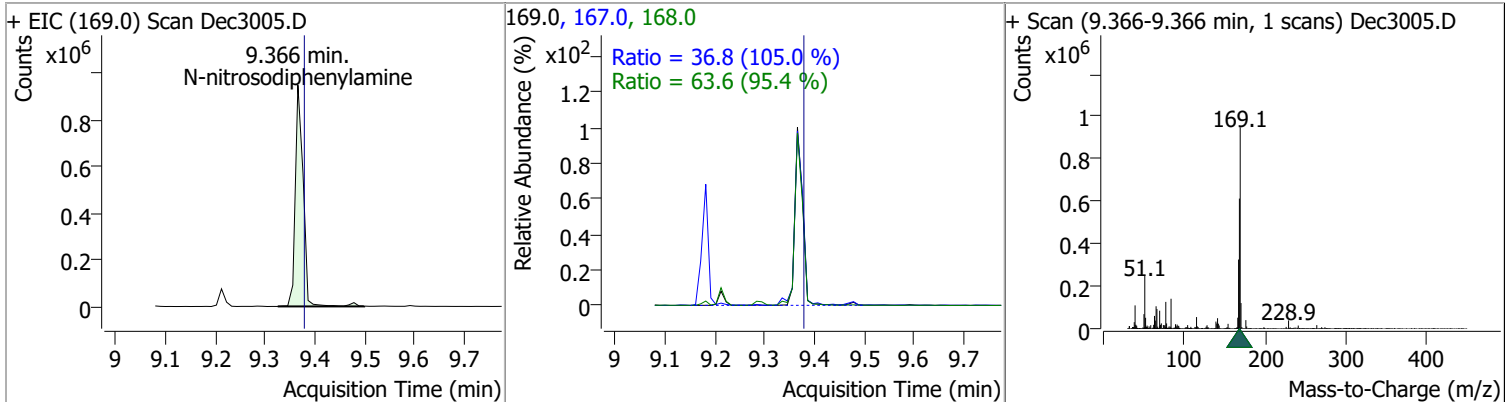
| Compound | Conc. | RT | Dev(Min) | Resp. | QIon | QRatio | Lower | Upper |
|----------------|---------|------|----------|--------|------|--------|-------|-------|
| 4-Nitroaniline | 86.2582 | 9.26 | -0.01 | 164058 | 65.0 | 138.0 | 91.9 | 170.7 |
| | | | | | 92.0 | 51.3 | 34.6 | 64.3 |



| Compound | Conc. | RT | Dev(Min) | Resp. | QIon | QRatio | Lower | Upper |
|----------------------------|---------|------|----------|-------|-------|--------|-------|-------|
| 4,6-Dinitro-2-methylphenol | 85.6678 | 9.28 | -0.01 | 95066 | 121.0 | 51.3 | 37.1 | 68.8 |

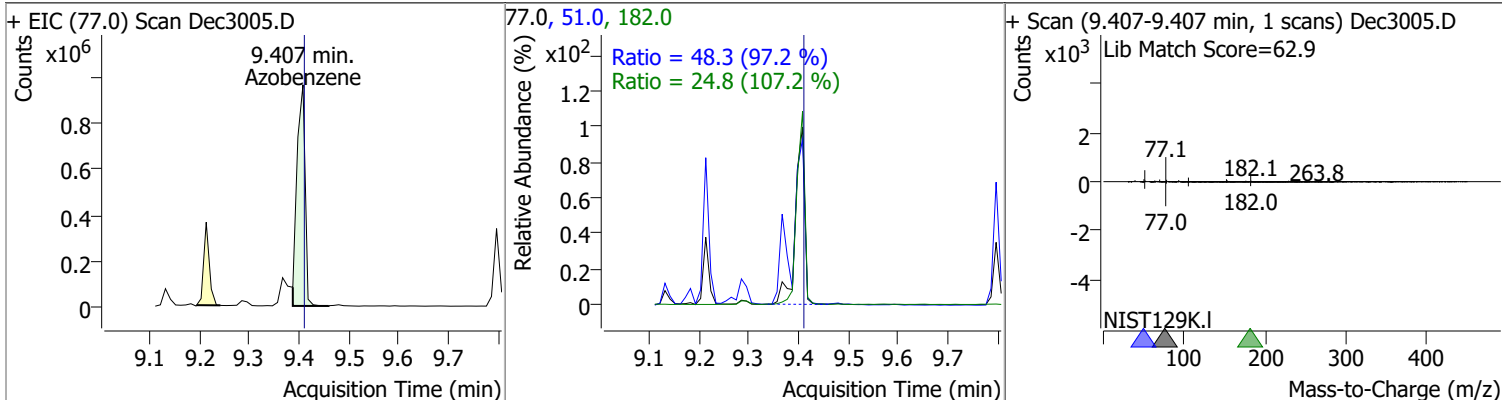


| Compound | Conc. | RT | Dev(Min) | Resp. | QIon | QRatio | Lower | Upper |
|------------------------|---------|------|----------|---------|-------|--------|-------|-------|
| N-nitrosodiphenylamine | 97.0179 | 9.37 | -0.01 | 1041581 | 168.0 | 63.6 | 46.6 | 86.6 |
| | | | | | 167.0 | 36.8 | 24.5 | 45.5 |

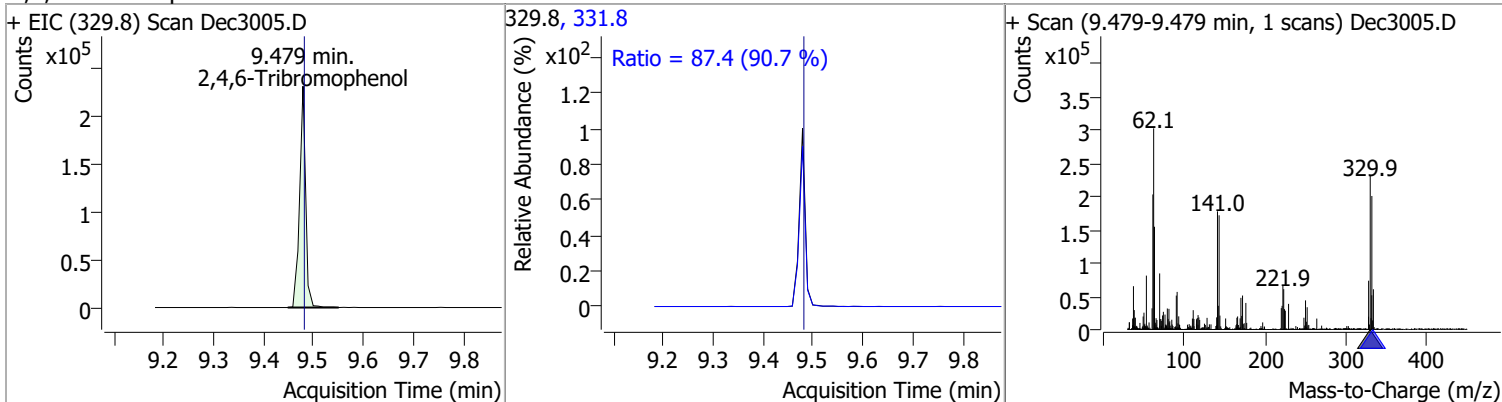


Quantitation Results Report (QT Reviewed)

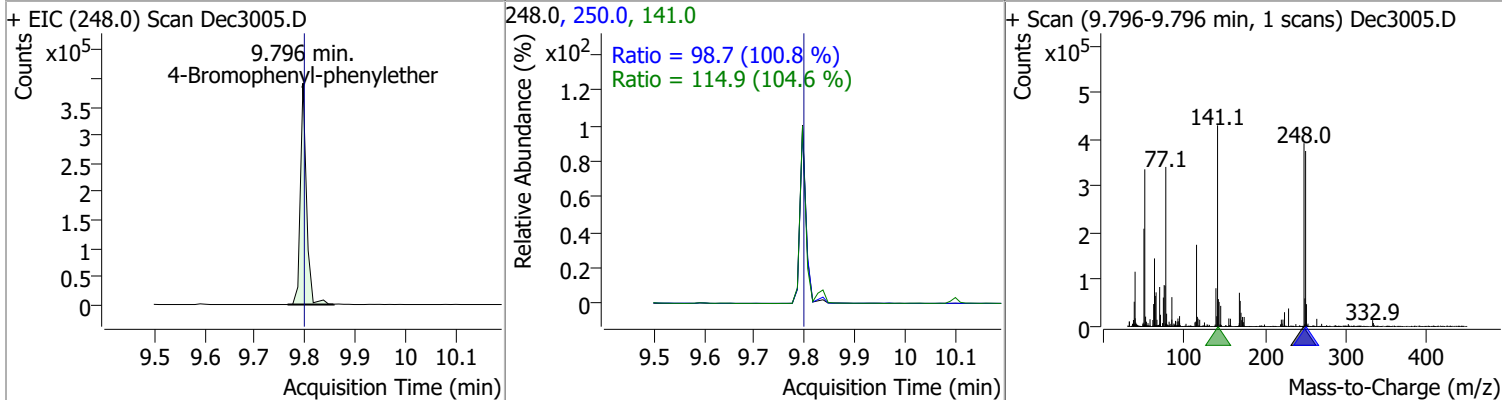
| Compound | Conc. | RT | Dev(Min) | Resp. | QIon | QRatio | Lower | Upper |
|------------|---------|------|----------|---------|-------|--------|-------|-------|
| Azobenzene | 74.9211 | 9.41 | 0.00 | 1097215 | 51.0 | 48.3 | 34.8 | 64.6 |
| | | | | | 182.0 | 24.8 | 16.2 | 30.1 |



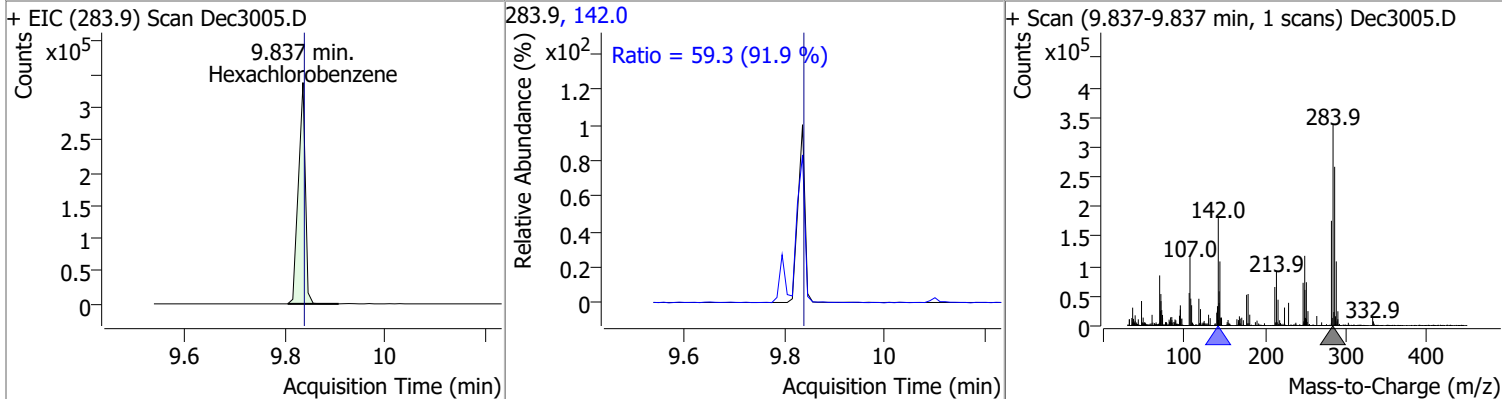
| Compound | Conc. | RT | Dev(Min) | Resp. | QIon | QRatio | Lower | Upper |
|----------------------|----------|------|----------|--------|-------|--------|-------|-------|
| 2,4,6-Tribromophenol | 207.8708 | 9.48 | 0.00 | 196118 | 331.8 | 87.4 | 67.5 | 125.3 |



| Compound | Conc. | RT | Dev(Min) | Resp. | QIon | QRatio | Lower | Upper |
|---------------------------|---------|------|----------|--------|-------|--------|-------|-------|
| 4-Bromophenyl-phenylether | 82.8440 | 9.80 | 0.00 | 329857 | 141.0 | 114.9 | 76.9 | 142.8 |
| | | | | | 250.0 | 98.7 | 68.5 | 127.2 |

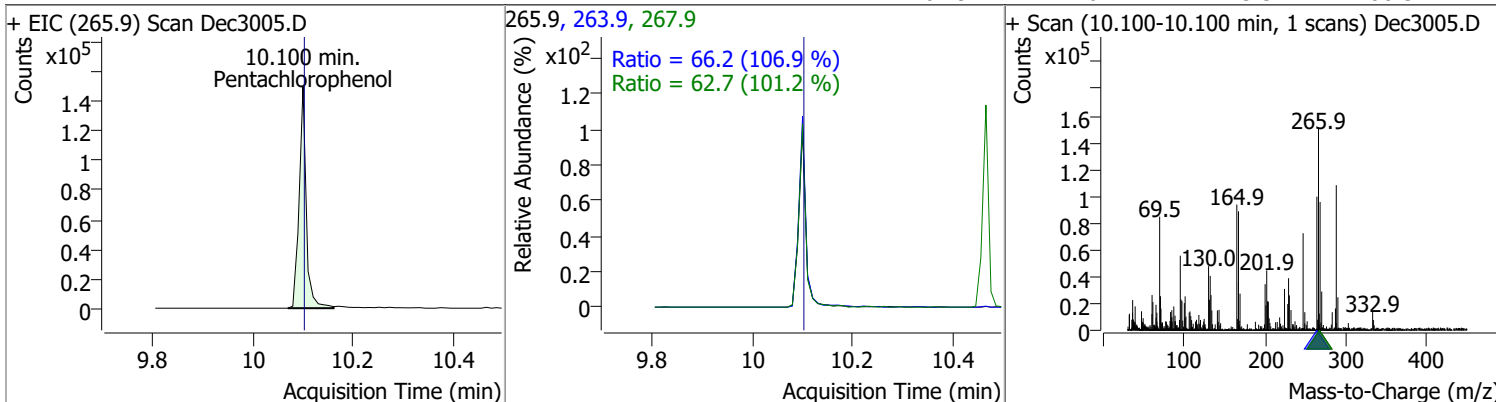


| Compound | Conc. | RT | Dev(Min) | Resp. | QIon | QRatio | Lower | Upper |
|-------------------|---------|------|----------|--------|-------|--------|-------|-------|
| Hexachlorobenzene | 86.9760 | 9.84 | 0.00 | 323513 | 142.0 | 59.3 | 45.2 | 83.9 |

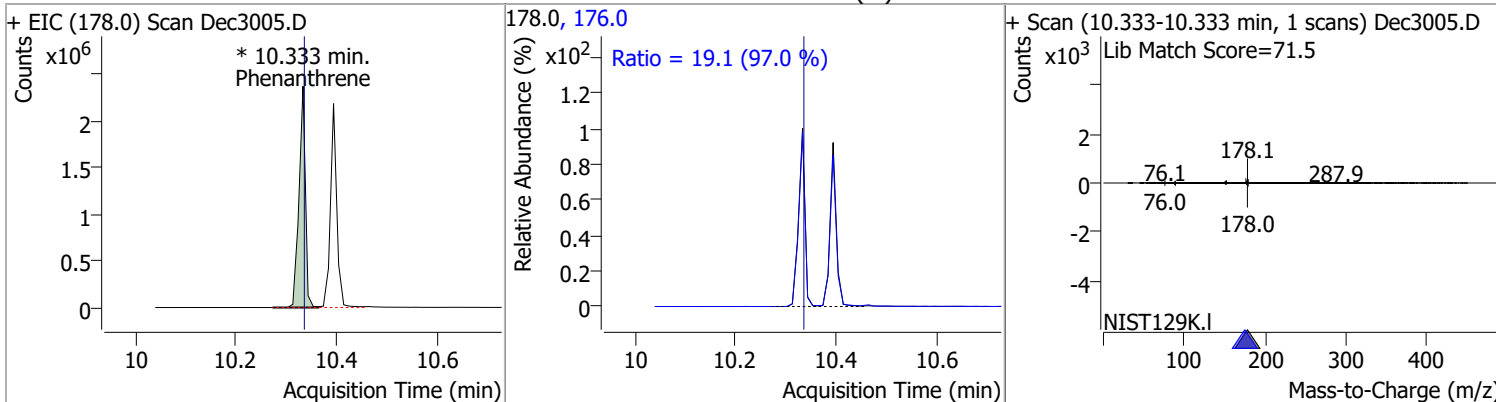


Quantitation Results Report (QT Reviewed)

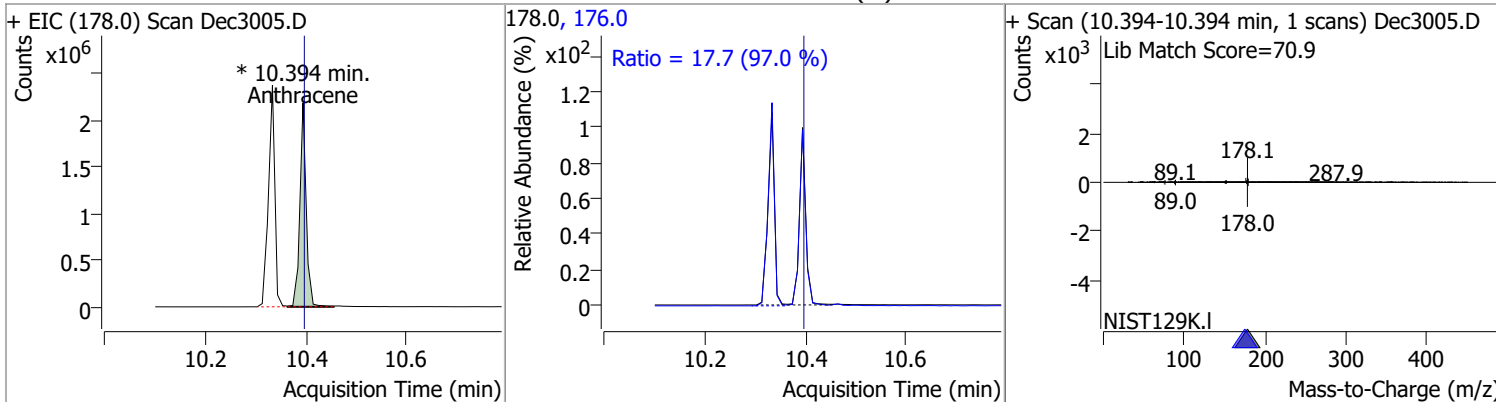
| Compound | Conc. | RT | Dev(Min) | Resp. | QIon | QRatio | Lower | Upper |
|-------------------|---------|-------|----------|--------|-------|--------|-------|-------|
| Pentachlorophenol | 99.4313 | 10.10 | 0.00 | 147390 | 263.9 | 66.2 | 43.4 | 80.6 |
| | | | | | 267.9 | 62.7 | 43.3 | 80.5 |



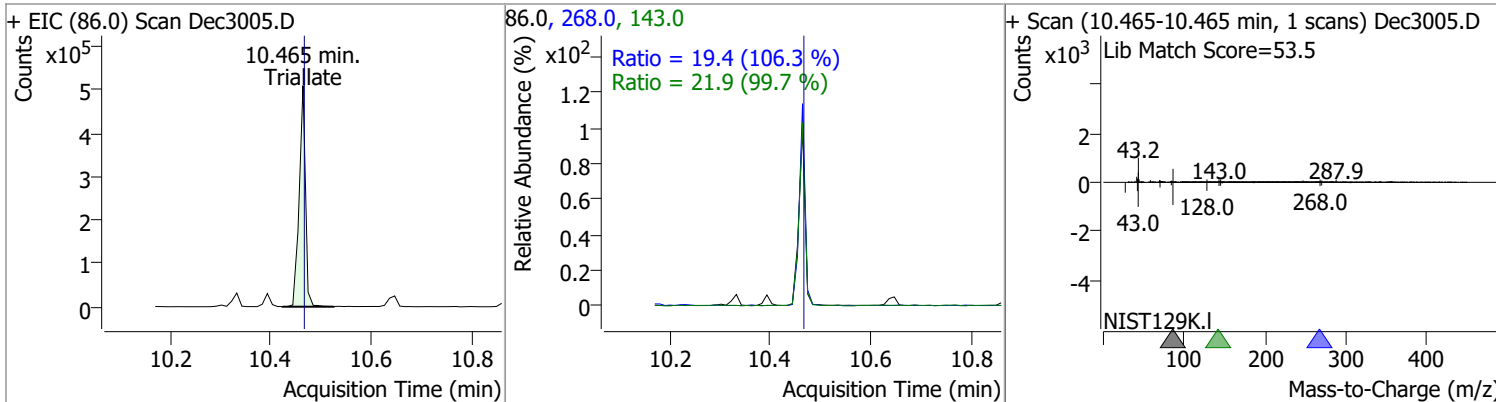
| Compound | Conc. | RT | Dev(Min) | Resp. | QIon | QRatio | Lower | Upper |
|--------------|---------|-------|----------|-------------|-------|--------|-------|-------|
| Phenanthrene | 90.9996 | 10.33 | 0.00 | 2094340 (m) | 176.0 | 19.1 | 13.8 | 25.6 |



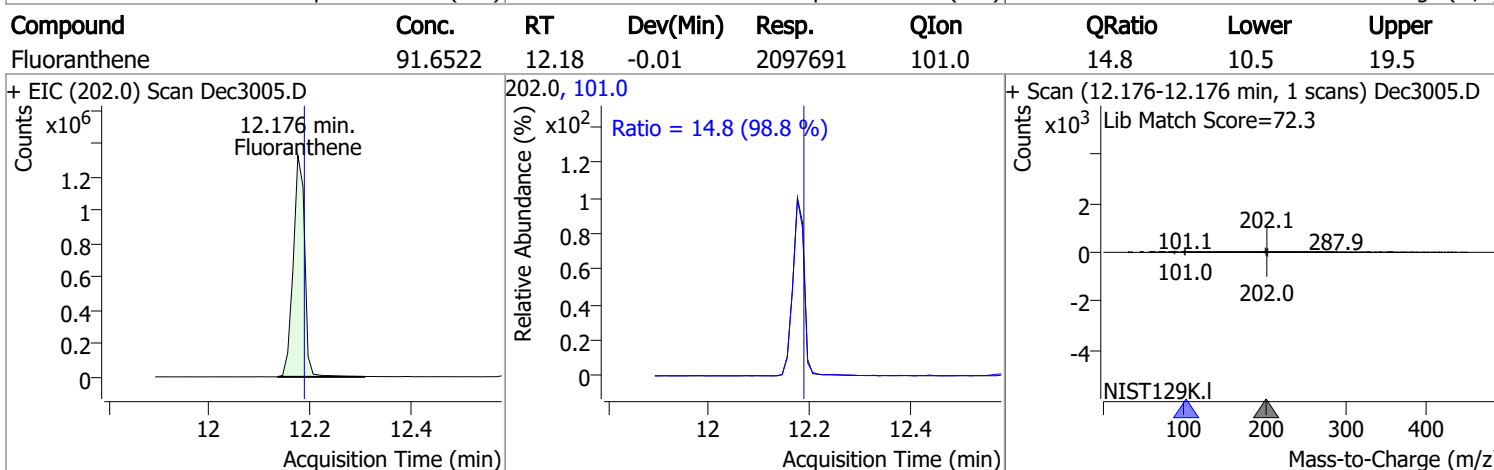
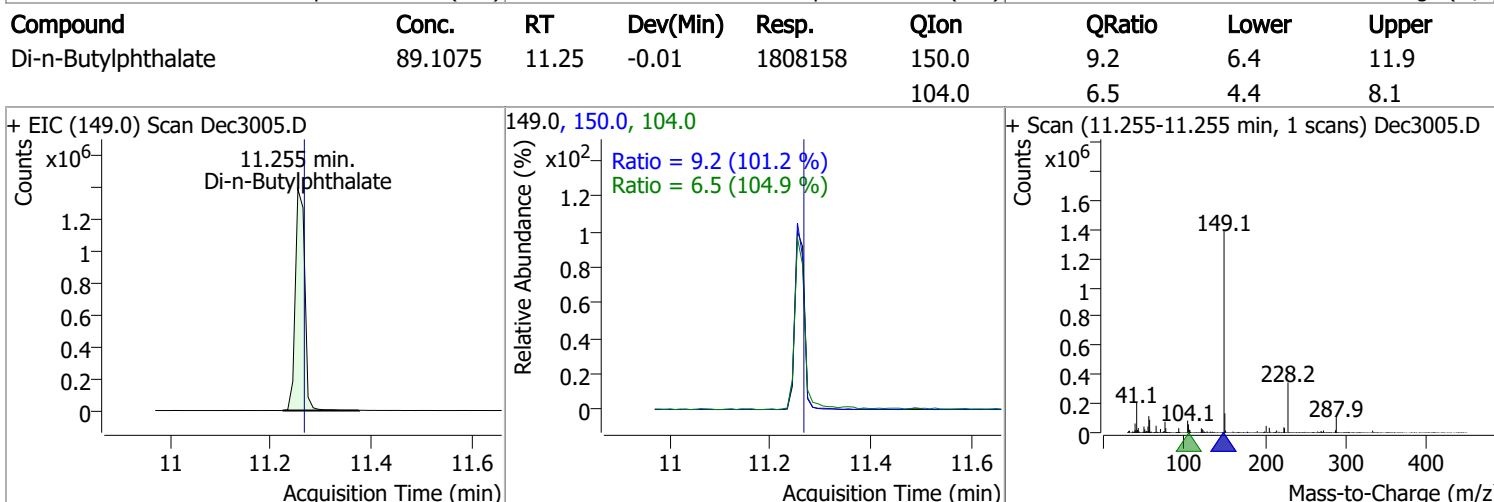
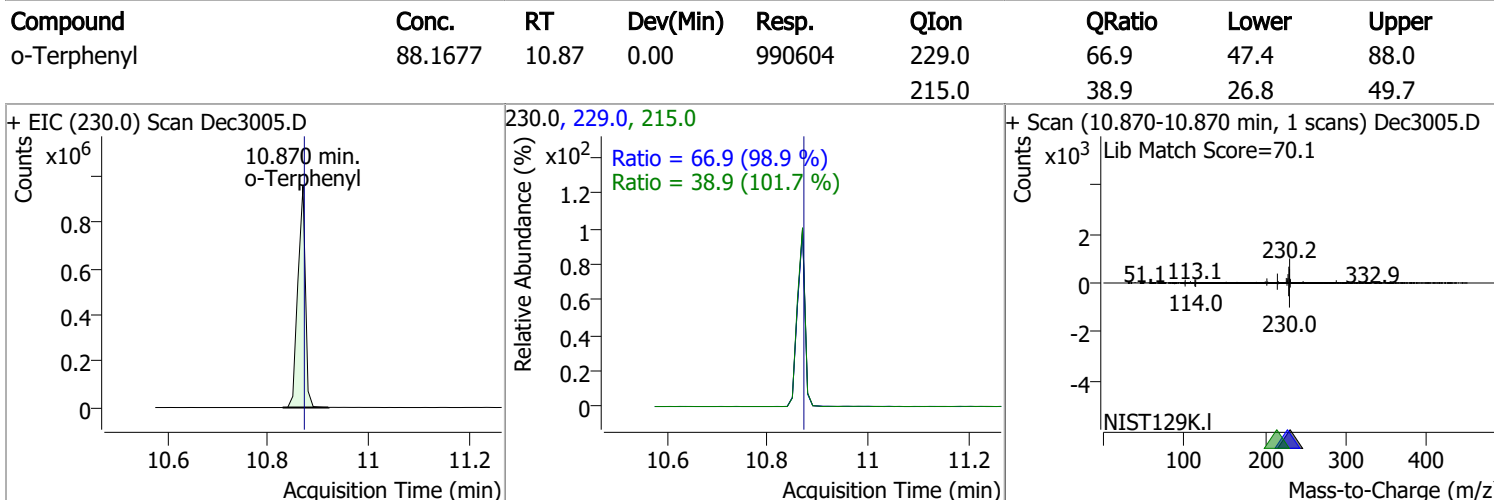
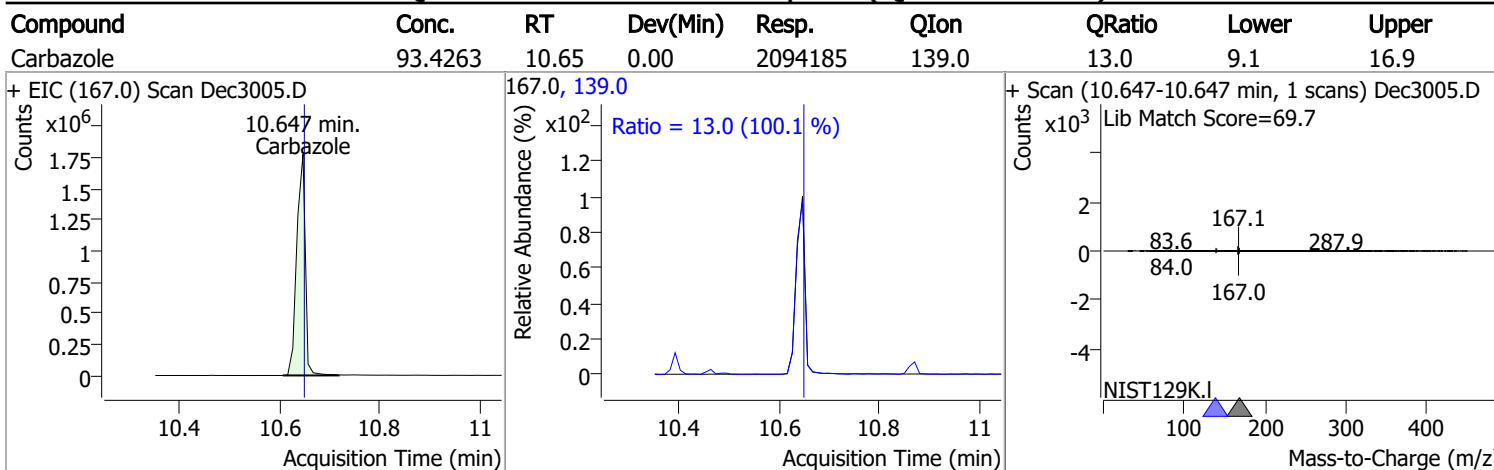
| Compound | Conc. | RT | Dev(Min) | Resp. | QIon | QRatio | Lower | Upper |
|------------|---------|-------|----------|-------------|-------|--------|-------|-------|
| Anthracene | 86.3591 | 10.39 | 0.00 | 1918027 (m) | 176.0 | 17.7 | 12.8 | 23.8 |



| Compound | Conc. | RT | Dev(Min) | Resp. | QIon | QRatio | Lower | Upper |
|-----------|---------|-------|----------|--------|-------|--------|-------|-------|
| Triallate | 94.3001 | 10.46 | 0.00 | 442043 | 143.0 | 21.9 | 15.4 | 28.6 |
| | | | | | 268.0 | 19.4 | 12.8 | 23.7 |

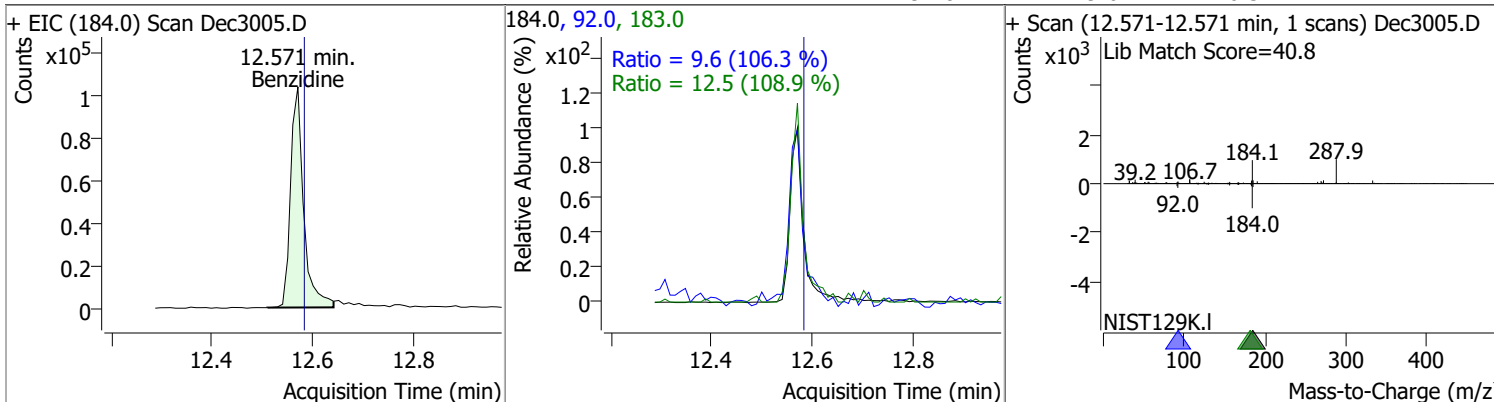


Quantitation Results Report (QT Reviewed)

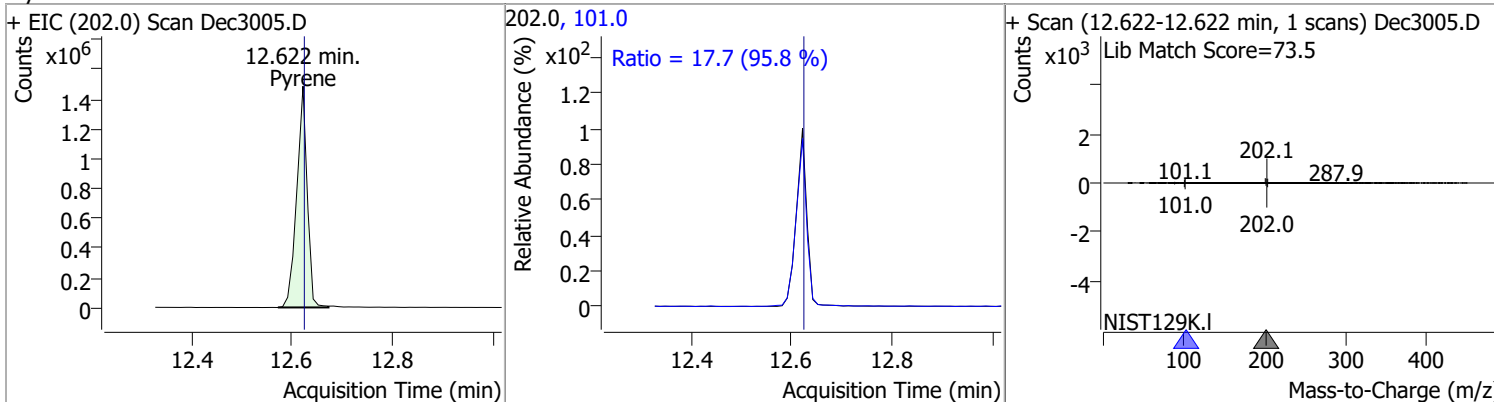


Quantitation Results Report (QT Reviewed)

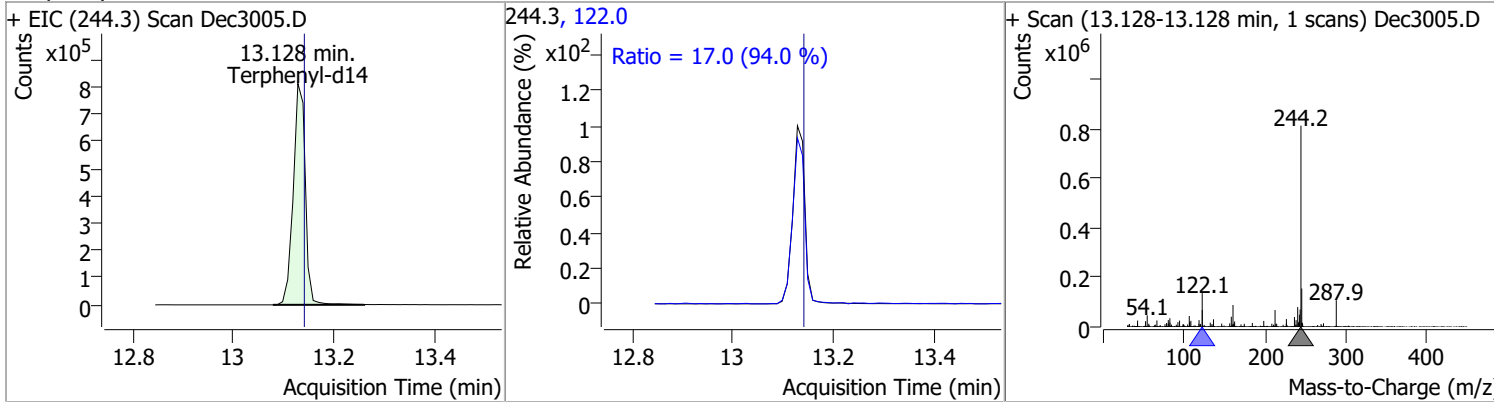
| Compound | Conc. | RT | Dev(Min) | Resp. | QIon | QRatio | Lower | Upper |
|-----------|---------|-------|----------|--------|-------|--------|-------|-------|
| Benzidine | 25.2189 | 12.57 | -0.01 | 186881 | 183.0 | 12.5 | 8.1 | 15.0 |
| | | | | | 92.0 | 9.6 | 6.3 | 11.7 |



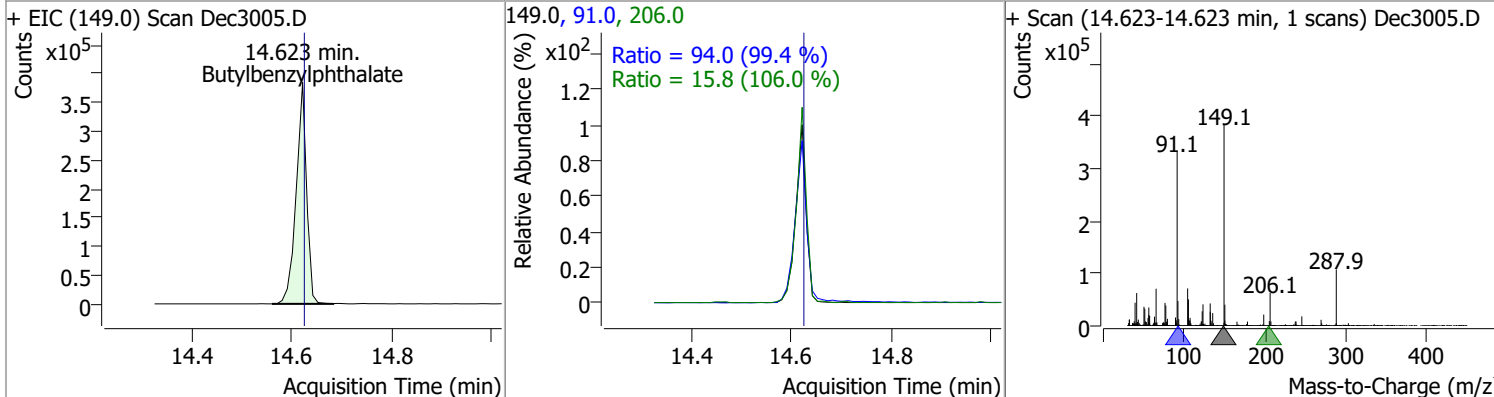
| Compound | Conc. | RT | Dev(Min) | Resp. | QIon | QRatio | Lower | Upper |
|----------|---------|-------|----------|---------|-------|--------|-------|-------|
| Pyrene | 86.8962 | 12.62 | 0.00 | 2146081 | 101.0 | 17.7 | 12.9 | 24.0 |



| Compound | Conc. | RT | Dev(Min) | Resp. | QIon | QRatio | Lower | Upper |
|---------------|---------|-------|----------|---------|-------|--------|-------|-------|
| Terphenyl-d14 | 91.6944 | 13.13 | -0.01 | 1352528 | 122.0 | 17.0 | 12.7 | 23.5 |

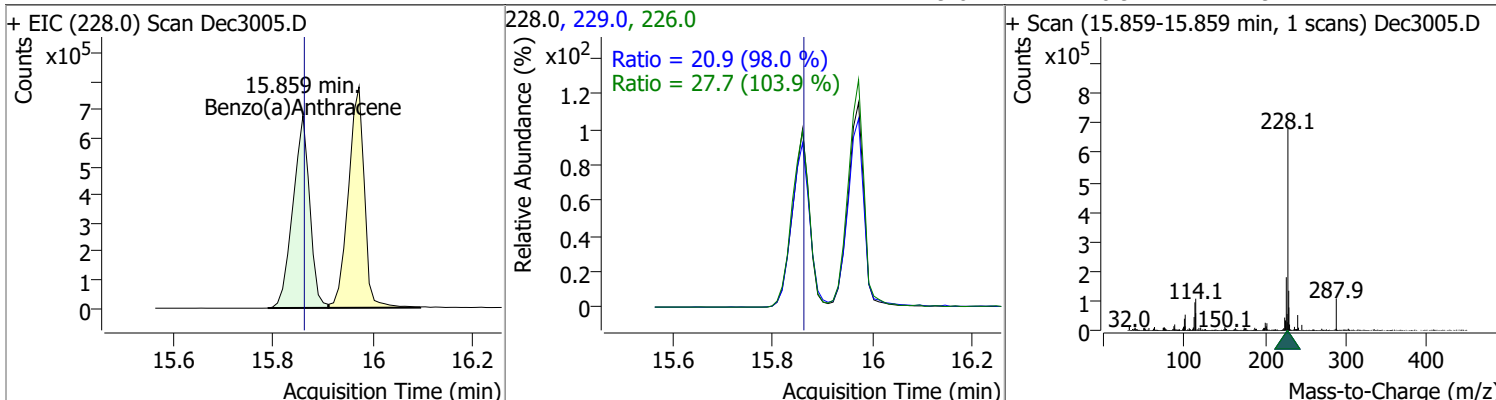


| Compound | Conc. | RT | Dev(Min) | Resp. | QIon | QRatio | Lower | Upper |
|----------------------|---------|-------|----------|--------|-------|--------|-------|-------|
| Butylbenzylphthalate | 93.8460 | 14.62 | -0.01 | 558553 | 91.0 | 94.0 | 66.2 | 123.0 |
| | | | | | 206.0 | 15.8 | 10.4 | 19.4 |

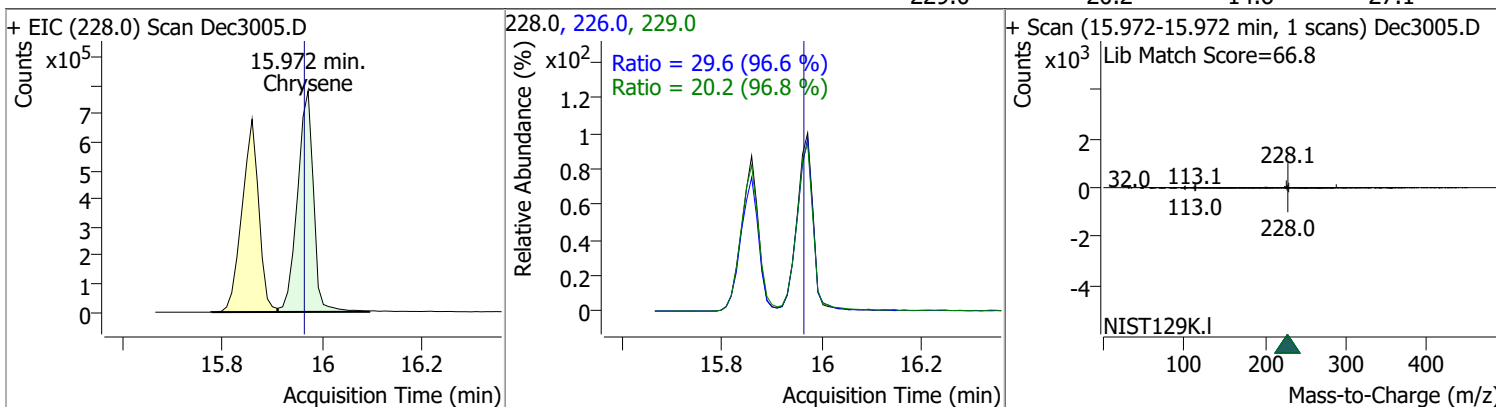


Quantitation Results Report (QT Reviewed)

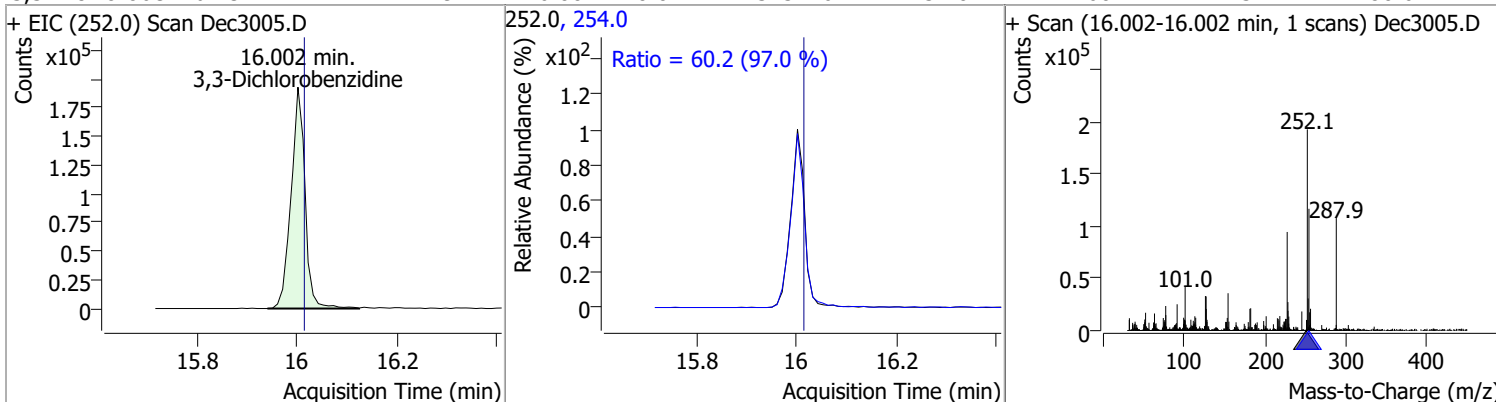
| Compound | Conc. | RT | Dev(Min) | Resp. | QIon | QRatio | Lower | Upper |
|--------------------|---------|-------|----------|---------|-------|--------|-------|-------|
| Benzo(a)Anthracene | 97.9869 | 15.86 | -0.01 | 1580571 | 226.0 | 27.7 | 18.7 | 34.7 |
| | | | | | 229.0 | 20.9 | 14.9 | 27.7 |



| Compound | Conc. | RT | Dev(Min) | Resp. | QIon | QRatio | Lower | Upper |
|----------|---------|-------|----------|---------|-------|--------|-------|-------|
| Chrysene | 94.4603 | 15.97 | 0.00 | 1740406 | 226.0 | 29.6 | 21.4 | 39.8 |
| | | | | | 229.0 | 20.2 | 14.6 | 27.1 |

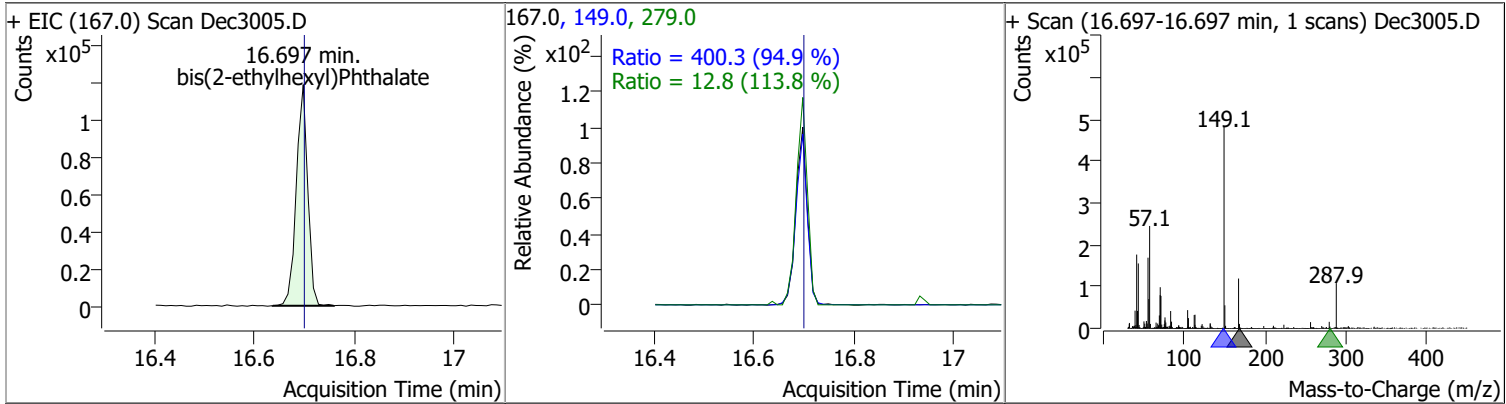


| Compound | Conc. | RT | Dev(Min) | Resp. | QIon | QRatio | Lower | Upper |
|-----------------------|---------|-------|----------|--------|-------|--------|-------|-------|
| 3,3-Dichlorobenzidine | 77.4941 | 16.00 | -0.02 | 375116 | 254.0 | 60.2 | 43.4 | 80.6 |

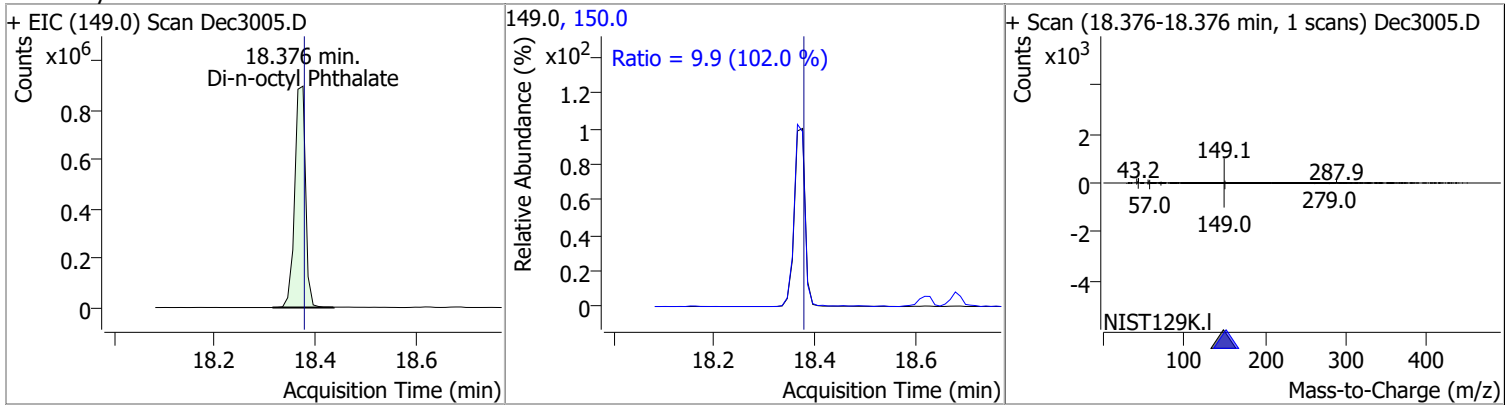


Quantitation Results Report (QT Reviewed)

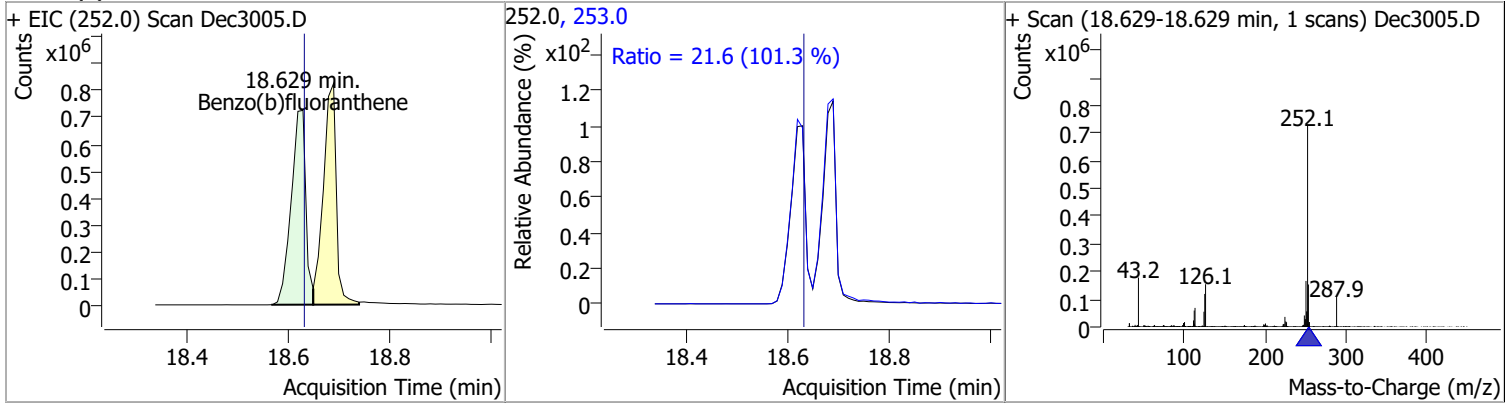
| Compound | Conc. | RT | Dev(Min) | Resp. | QIon | QRatio | Lower | Upper |
|----------------------------|---------|-------|----------|--------|-------|--------|-------|-------|
| bis(2-ethylhexyl)Phthalate | 94.6395 | 16.70 | -0.01 | 190018 | 149.0 | 400.3 | 295.1 | 548.1 |
| | | | | | 279.0 | 12.8 | 7.9 | 14.6 |



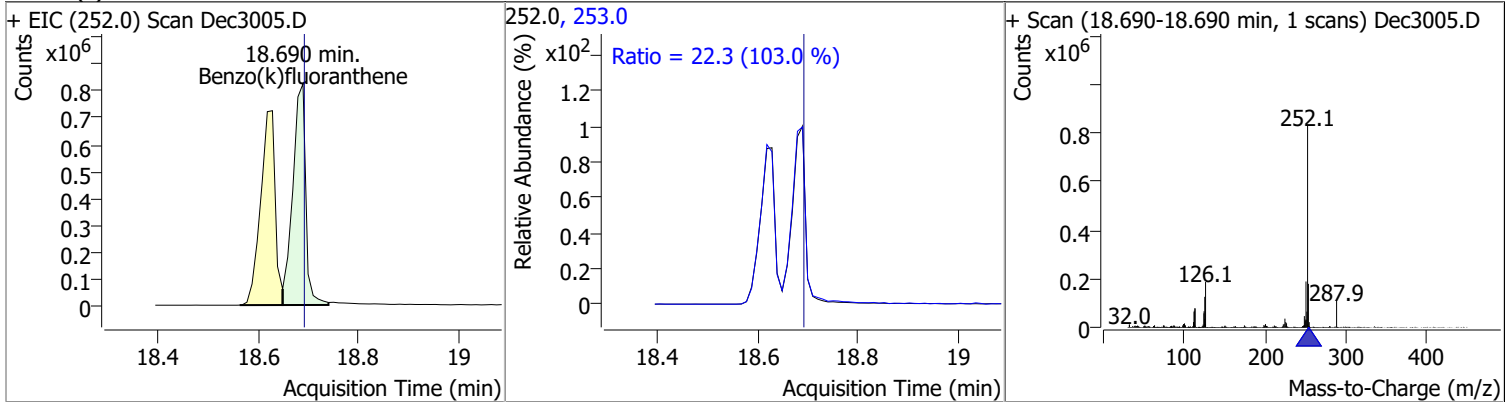
| Compound | Conc. | RT | Dev(Min) | Resp. | QIon | QRatio | Lower | Upper |
|----------------------|---------|-------|----------|---------|-------|--------|-------|-------|
| Di-n-octyl Phthalate | 92.3710 | 18.38 | 0.00 | 1337658 | 150.0 | 9.9 | 6.8 | 12.6 |



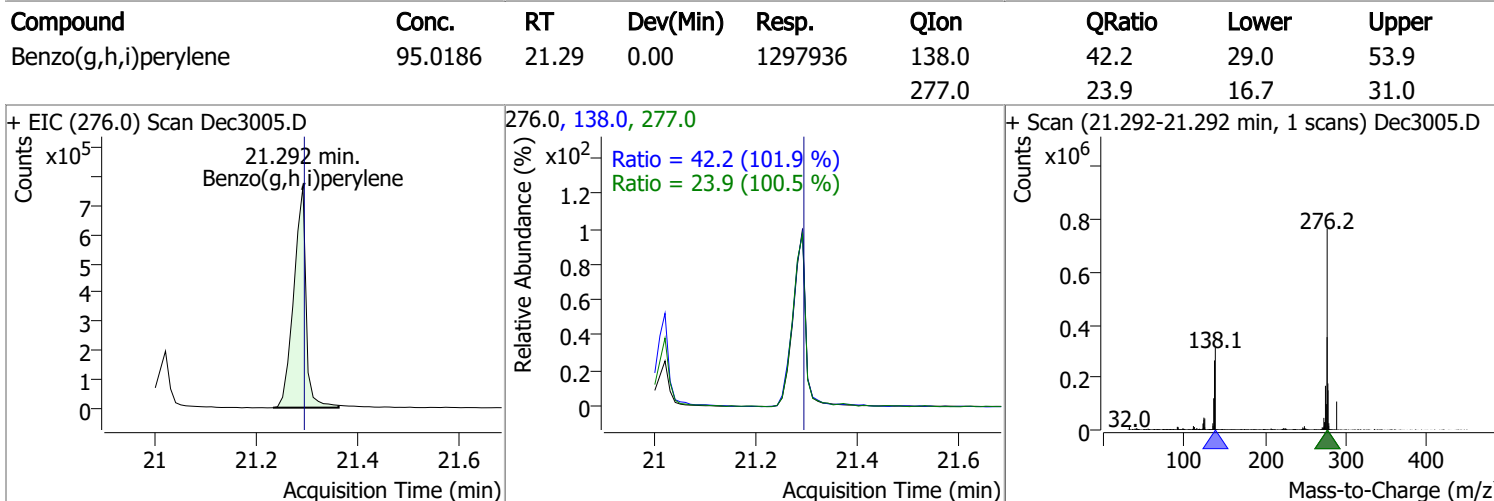
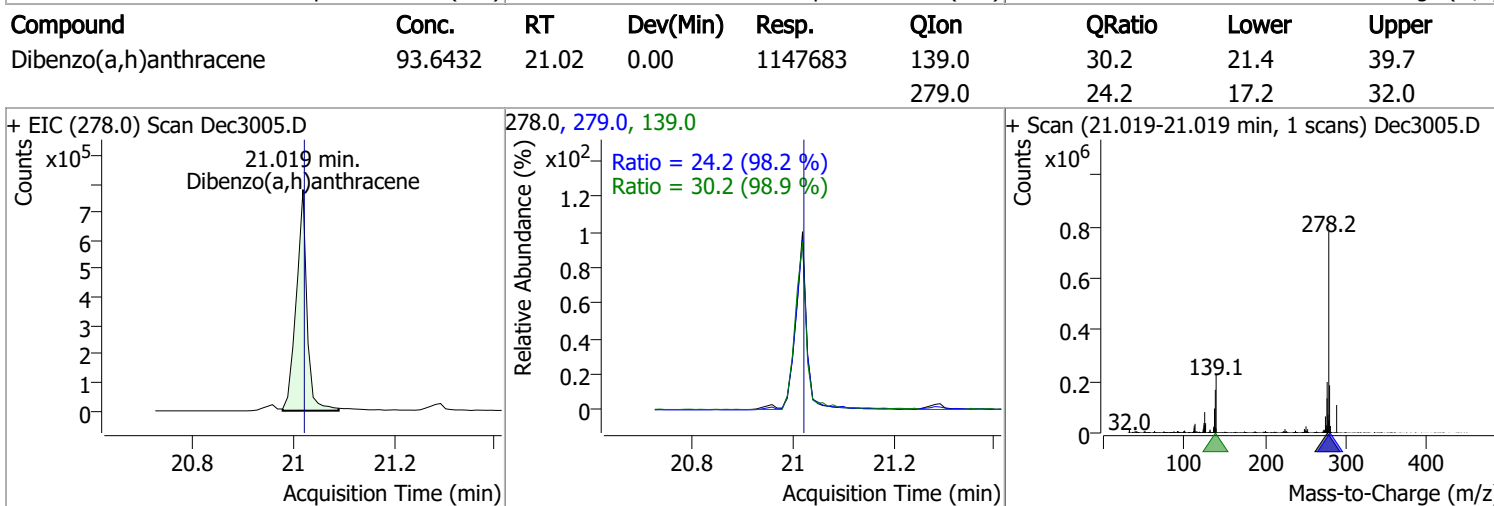
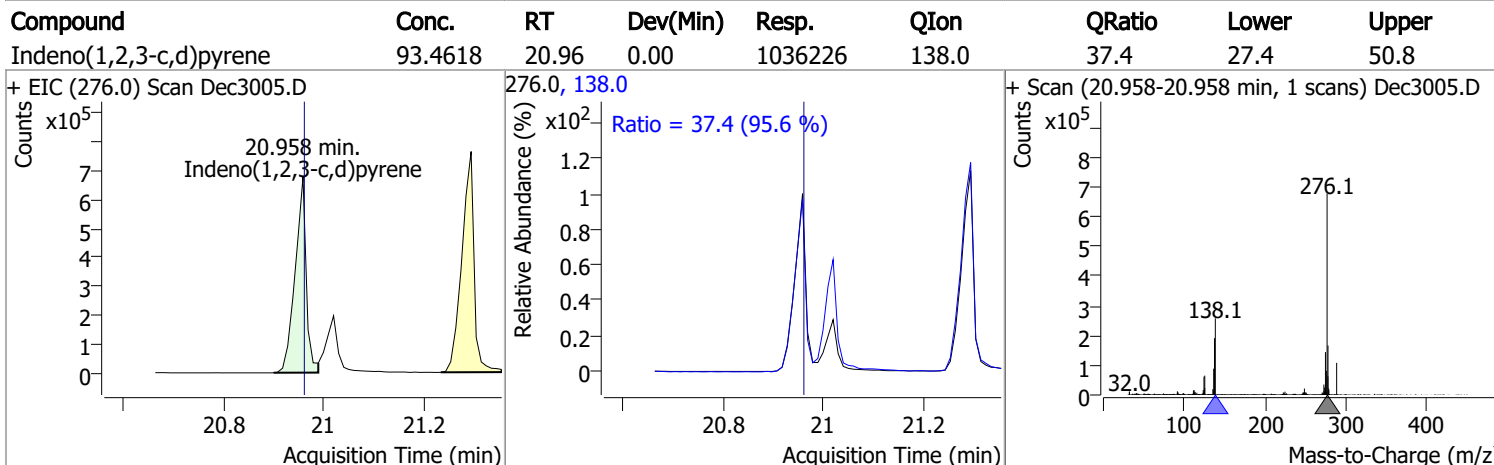
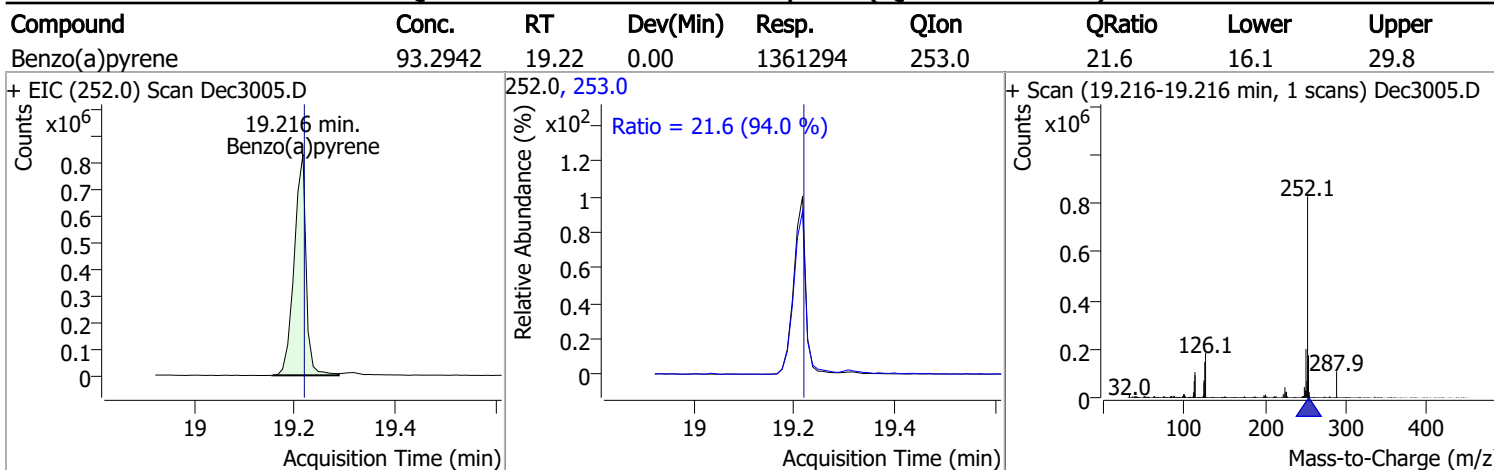
| Compound | Conc. | RT | Dev(Min) | Resp. | QIon | QRatio | Lower | Upper |
|----------------------|---------|-------|----------|---------|-------|--------|-------|-------|
| Benzo(b)fluoranthene | 95.7060 | 18.63 | 0.00 | 1466357 | 253.0 | 21.6 | 15.0 | 27.8 |



| Compound | Conc. | RT | Dev(Min) | Resp. | QIon | QRatio | Lower | Upper |
|----------------------|---------|-------|----------|---------|-------|--------|-------|-------|
| Benzo(k)fluoranthene | 89.0645 | 18.69 | 0.00 | 1479963 | 253.0 | 22.3 | 15.2 | 28.2 |

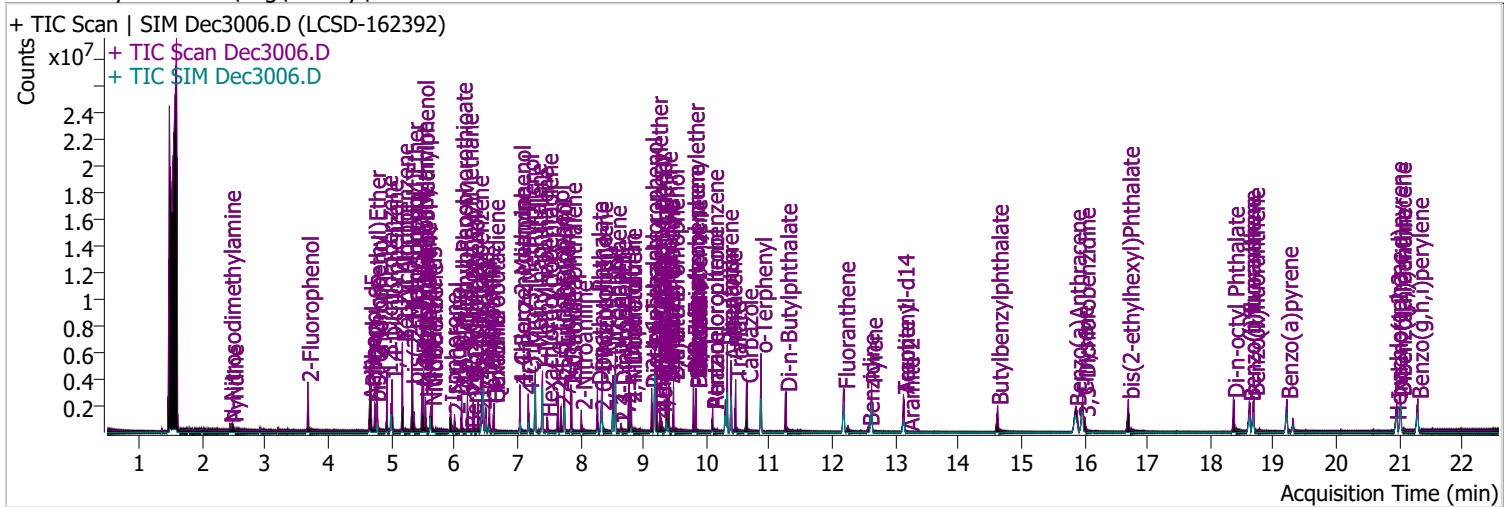


Quantitation Results Report (QT Reviewed)



Quantitation Results Report (QT Reviewed)

| | | | |
|----------------|----------------------------|-------------------|------------------------|
| Data File | Dec3006.D | Operator | LIMS import |
| Acq. Method | BNA+SIM.M | Acq. Date-Time | 12/30/2021 2:51:21 PM |
| Sample Name | LCS-D-162392 | Instrument | Instrument #1 |
| Vial | 6 | Multiplier | 1.00 |
| DA Method File | 122821 bna 1 CAL.batch.bin | Comment | SVOC-8270-W |
| Tune File | dftppdsm.u | Tune Date | 11/24/2021 11:15:00 AM |
| Batch Name | 123021 bna 1.batch.bin | Last Calib Update | 1/3/2022 10:10:10 AM |
| Ref Library | D:\Org\Library\NIST129K.I | | |



| Compound | RT | QIon | Resp. | Conc. | Units | Dev(Min) |
|----------|----|------|-------|-------|-------|----------|
|----------|----|------|-------|-------|-------|----------|

Internal Standards

System Monitoring Compounds

| | | | | | | |
|------------------------|----------------------|-------|---------|--------------------|------|--------|
| S 2-Fluorophenol | 3.674 | 112.0 | 1018554 | 125.5500 | µg/L | -0.031 |
| Spiked Amount: 200.000 | Range: 10.0 - 75.0% | | | Recovery = 62.77% | | |
| S Phenol-d5 | 4.664 | 99.0 | 1106884 | 97.6756 | µg/L | -0.021 |
| Spiked Amount: 200.000 | Range: 10.0 - 65.0% | | | Recovery = 48.84% | | |
| S Nitrobenzene-d5 | 5.624 | 82.0 | 403368 | 70.9981 | µg/L | 0.000 |
| Spiked Amount: 100.000 | Range: 32.0 - 94.0% | | | Recovery = 71.00% | | |
| S 2-Fluorobiphenyl | 7.748 | 172.0 | 1350884 | 72.1670 | µg/L | 0.000 |
| Spiked Amount: 100.000 | Range: 28.0 - 107.0% | | | Recovery = 72.17% | | |
| S 2,4,6-Tribromophenol | 9.479 | 329.8 | 205430 | 217.3822 | µg/L | 0.000 |
| Spiked Amount: 200.000 | Range: 25.0 - 140.0% | | | Recovery = 108.69% | | |
| S Terphenyl-d14 | 13.128 | 244.3 | 1426671 | 96.6024 | µg/L | -0.010 |
| Spiked Amount: 100.000 | Range: 32.0 - 122.0% | | | Recovery = 96.60% | | |

Target Compounds

| Compound | RT | QIon | Resp. | Conc. | Units | QValue |
|-------------------------------|-------|-------|--------|---------|--------|--------|
| T N-Nitrosodimethylamine | 2.438 | 74.0 | 152533 | 41.0380 | µg/L | 99 |
| T Pyridine | 2.479 | 79.0 | 298966 | 32.8343 | µg/L | 98 |
| T Aniline | 4.654 | 93.0 | 531969 | 31.2397 | µg/L | 96 |
| T Phenol | 4.674 | 94.0 | 685369 | 53.1439 | µg/L | 92 |
| T bis(-2-Chloroethyl)Ether | 4.736 | 63.0 | 733403 | 68.7742 | µg/L m | 98 |
| T 2-Chlorophenol | 4.777 | 128.0 | 755894 | 81.0461 | µg/L | 100 |
| T 1,3-Dichlorobenzene | 4.930 | 146.0 | 805903 | 65.9652 | µg/L m | 99 |
| T 1,4-Dichlorobenzene | 5.012 | 146.0 | 752691 | 62.4713 | µg/L m | 98 |
| T 1,2-Dichlorobenzene | 5.175 | 146.0 | 818571 | 64.8644 | µg/L m | 99 |
| T Benzyl Alcohol | 5.175 | 108.0 | 382334 | 63.1230 | µg/L | 96 |
| T bis(2-chloroisopropyl)Ether | 5.338 | 121.0 | 233285 | 60.8559 | µg/L | 99 |
| T 2-Methylphenol | 5.328 | 107.0 | 677962 | 72.8974 | µg/L | 97 |
| T N-nitroso-Di-n-propylamine | 5.492 | 70.0 | 579491 | 84.2537 | µg/L | 98 |
| T 4Methylphenol/3Methylphenol | 5.512 | 107.0 | 941160 | 76.3515 | µg/L m | 98 |
| T Hexachloroethane | 5.543 | 117.0 | 188228 | 56.6946 | µg/L | 95 |

Quantitation Results Report (QT Reviewed)

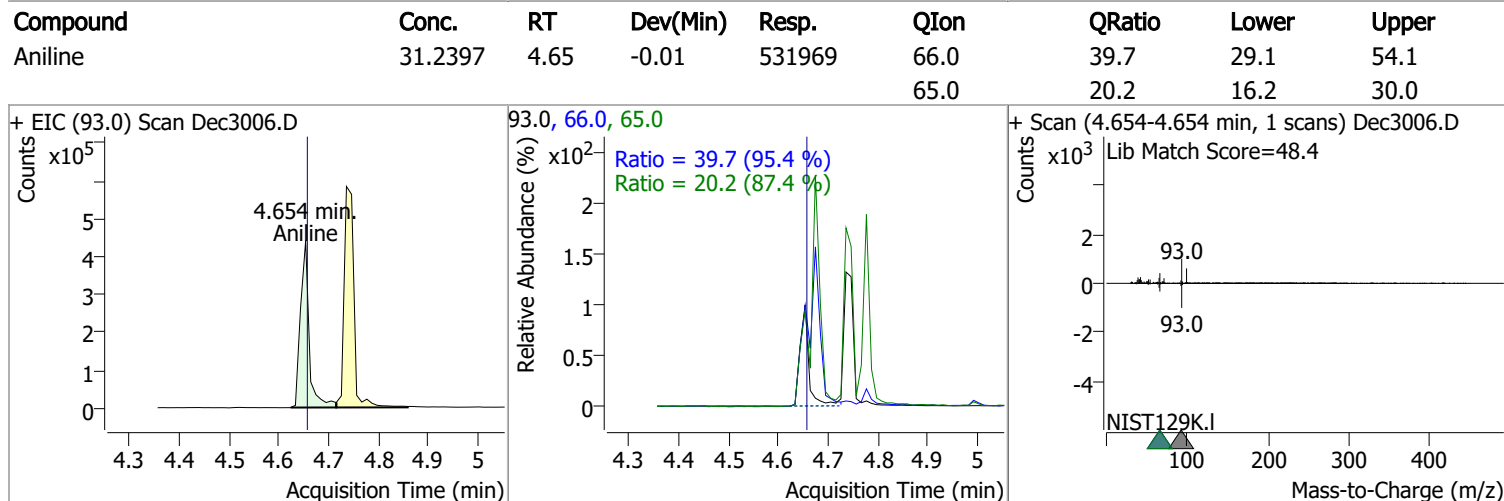
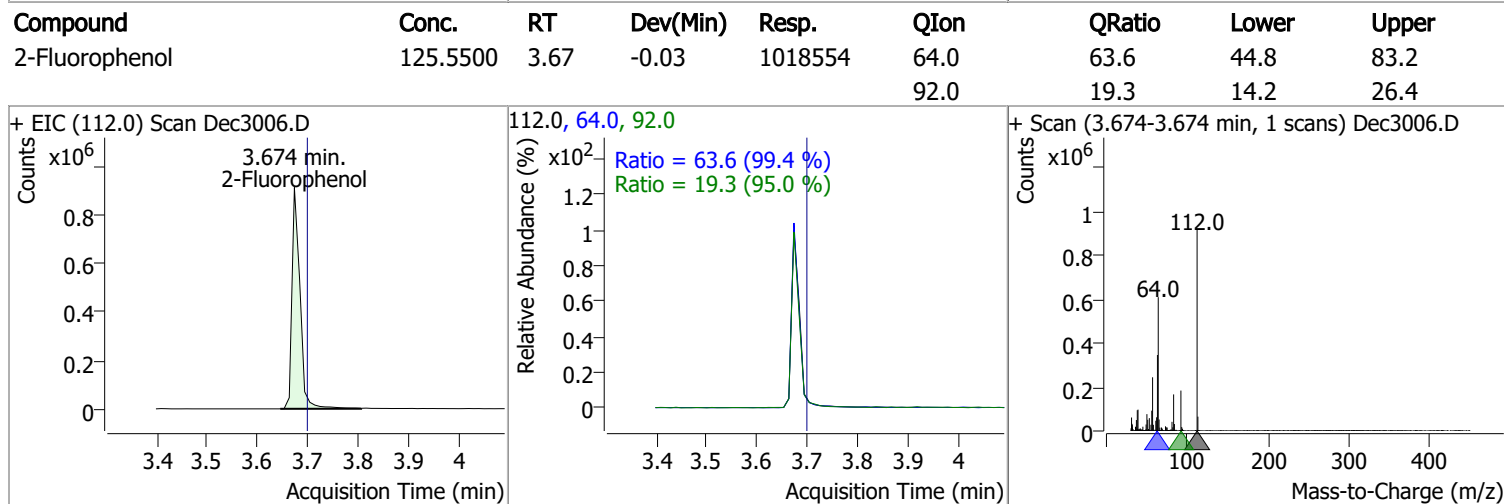
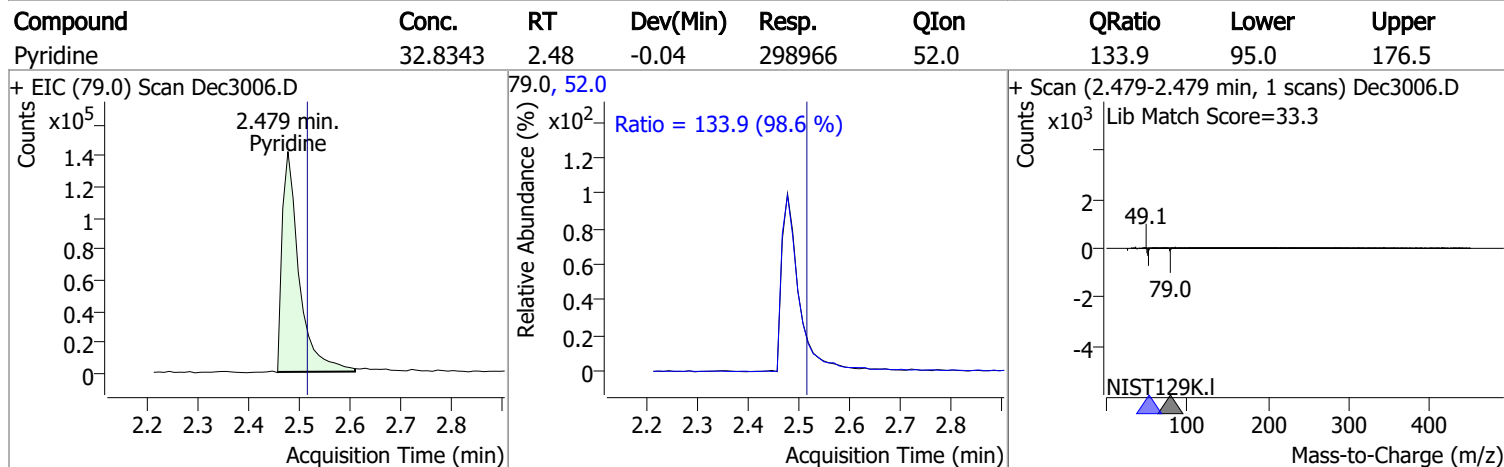
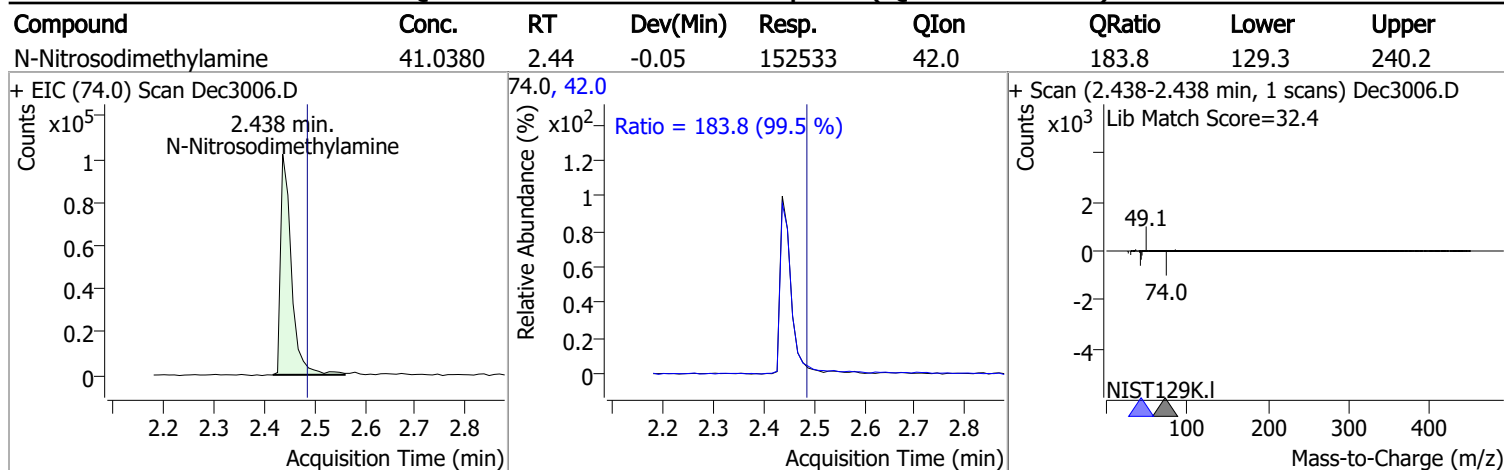
| Compound | RT | QIon | Resp. | Conc. | Units | Dev(Min) | |
|-------------------------------|--------|-------|---------|----------|-------|----------|-----|
| T Nitrobenzene | 5.645 | 123.1 | 240956 | 82.8470 | µg/L | 95 | |
| T Isophorone | 5.941 | 82.0 | 1050969 | 80.2582 | µg/L | 99 | |
| T 2-Nitrophenol | 6.003 | 139.0 | 183964 | 83.2288 | µg/L | 93 | |
| T 2,4-Dimethylphenol | 6.116 | 122.0 | 536442 | 71.3799 | µg/L | 99 | |
| T bis(-2-Chloroethoxy)Methane | 6.208 | 93.0 | 751900 | 76.8074 | µg/L | 100 | |
| T Benzoic Acid | 6.259 | 105.0 | 108701 | 27.7039 | µg/L | 91 | |
| T 2,4-Dichlorophenol | 6.300 | 162.0 | 488678 | 83.6039 | µg/L | 97 | |
| T 1,2,4-Trichlorobenzene | 6.372 | 180.0 | 505158 | 64.5556 | µg/L | 99 | |
| T Naphthalene | 6.454 | 128.0 | 1845864 | 71.6859 | µg/L | m | 100 |
| T 4-Chlorophenol | 6.506 | 130.0 | 180413 | 83.2282 | µg/L | m | 91 |
| T p-Chloroaniline | 6.557 | 127.0 | 752527 | 79.2531 | µg/L | | 94 |
| T Hexachlorobutadiene | 6.629 | 224.9 | 236297 | 58.8702 | µg/L | | 96 |
| T 4-Chloro-2-Methylphenol | 7.040 | 107.0 | 485606 | 80.8123 | µg/L | | 99 |
| T 4-Chloro-3-Methylphenol | 7.173 | 107.0 | 550680 | 92.2170 | µg/L | | 97 |
| T 2-Methylnaphthalene | 7.286 | 141.0 | 1215045 | 83.0871 | µg/L | | 98 |
| T 1-Methylnaphthalene | 7.399 | 141.0 | 1193184 | 82.0969 | µg/L | | 99 |
| T Hexachlorocyclopentadiene | 7.471 | 236.9 | 137722 | 70.3762 | µg/L | | 100 |
| T 2,4,6-Trichlorophenol | 7.646 | 196.0 | 338155 | 98.4046 | µg/L | m | 98 |
| T 2,4,5-Trichlorophenol | 7.697 | 196.0 | 359030 | 91.6151 | µg/L | m | 98 |
| T 2-Chloronaphthalene | 7.851 | 162.0 | 1241702 | 81.9835 | µg/L | | 98 |
| T 2-Nitroaniline | 8.015 | 65.0 | 217196 | 89.9524 | µg/L | | 97 |
| T Dimethyl Phthalate | 8.272 | 163.0 | 1365404 | 98.0898 | µg/L | | 99 |
| T 2,6-Dinitrotoluene | 8.323 | 165.0 | 132208 | 84.0802 | µg/L | | 92 |
| T Acenaphthylene | 8.343 | 152.1 | 2076571 | 87.1254 | µg/L | | 99 |
| T 3-Nitroaniline | 8.517 | 138.0 | 176550 | 93.0709 | µg/L | | 95 |
| T Acenaphthene | 8.558 | 154.0 | 1334420 | 98.0797 | µg/L | | 99 |
| T 2,4-Dinitrophenol | 8.650 | 184.0 | 78794 | 91.0780 | µg/L | | 93 |
| T Dibenzofuran | 8.773 | 168.0 | 2137338 | 97.4271 | µg/L | | 95 |
| T 4-Nitrophenol | 8.804 | 109.0 | 103995 | 44.6752 | µg/L | | 85 |
| T 2,4-Dinitrotoluene | 8.804 | 165.0 | 202521 | 96.7791 | µg/L | | 92 |
| T Diethylphthalate | 9.131 | 149.0 | 1382788 | 93.1048 | µg/L | | 98 |
| T Fluorene | 9.182 | 166.0 | 1696916 | 94.9162 | µg/L | | 98 |
| T 4-Chlorophenyl-phenylether | 9.213 | 204.0 | 672989 | 90.2082 | µg/L | | 99 |
| T 4-Nitroaniline | 9.264 | 138.0 | 173089 | 90.7794 | µg/L | | 97 |
| T 4,6-Dinitro-2-methylphenol | 9.284 | 198.0 | 101008 | 89.5851 | µg/L | | 98 |
| T N-nitrosodiphenylamine | 9.366 | 169.0 | 1074419 | 99.9541 | µg/L | | 98 |
| T Azobenzene | 9.407 | 77.0 | 1256381 | 86.0617 | µg/L | | 96 |
| T 4-Bromophenyl-phenylether | 9.796 | 248.0 | 346750 | 86.5800 | µg/L | | 95 |
| T Hexachlorobenzene | 9.837 | 283.9 | 344372 | 92.0920 | µg/L | | 97 |
| T Pentachlorophenol | 10.100 | 265.9 | 166334 | 112.2084 | µg/L | | 97 |
| T Phenanthrene | 10.333 | 178.0 | 2271550 | 98.1550 | µg/L | | 99 |
| T Anthracene | 10.394 | 178.0 | 1949048 | 87.7038 | µg/L | m | 99 |
| T Triallate | 10.464 | 86.0 | 490311 | 103.5369 | µg/L | | 99 |
| T Carbazole | 10.647 | 167.0 | 2211314 | 98.5309 | µg/L | | 99 |
| T o-Terphenyl | 10.870 | 230.0 | 1109451 | 98.0633 | µg/L | | 100 |
| T Di-n-Butylphthalate | 11.265 | 149.0 | 1999915 | 99.2061 | µg/L | | 100 |
| T Fluoranthene | 12.186 | 202.0 | 2233760 | 97.4778 | µg/L | | 99 |
| T Benzidine | 12.571 | 184.0 | 269532 | 35.5219 | µg/L | | 99 |
| T Pyrene | 12.622 | 202.0 | 2360615 | 95.2604 | µg/L | | 98 |
| T Butylbenzylphthalate | 14.623 | 149.0 | 616818 | 97.2680 | µg/L | | 100 |
| T Benzo(a)Anthracene | 15.859 | 228.0 | 1668373 | 97.4827 | µg/L | | 98 |
| T Chrysene | 15.972 | 228.0 | 1870084 | 95.6622 | µg/L | | 99 |
| T 3,3-Dichlorobenzidine | 16.002 | 252.0 | 406713 | 79.0407 | µg/L | | 99 |
| T bis(2-ethylhexyl)Phthalate | 16.697 | 167.0 | 204892 | 95.8983 | µg/L | | 91 |
| T Di-n-octyl Phthalate | 18.365 | 149.0 | 1419945 | 94.6400 | µg/L | | 99 |

Quantitation Results Report (QT Reviewed)

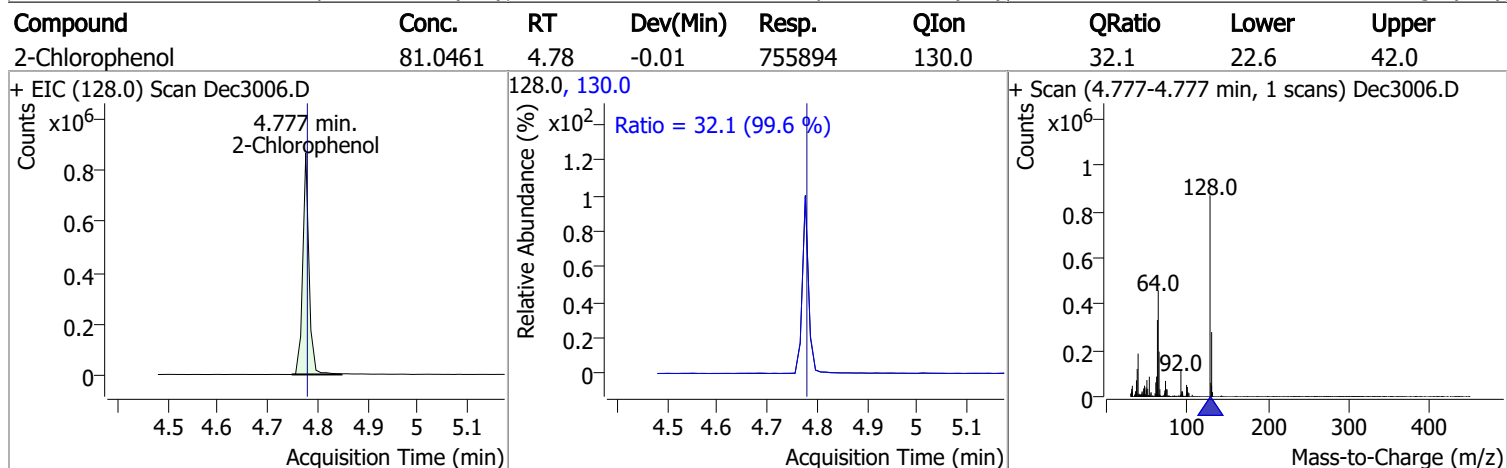
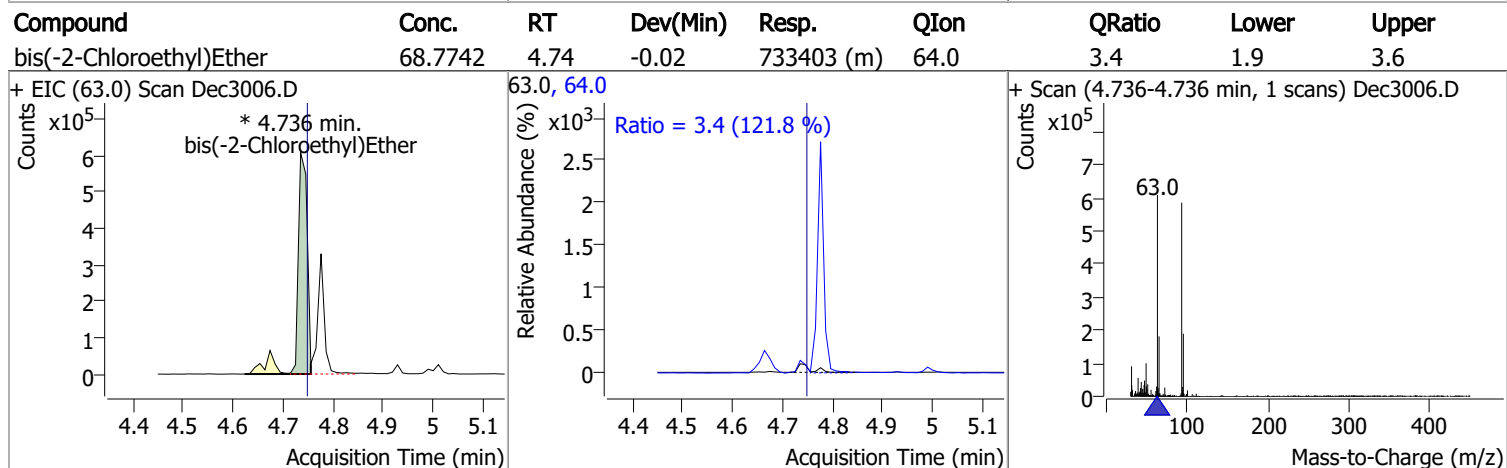
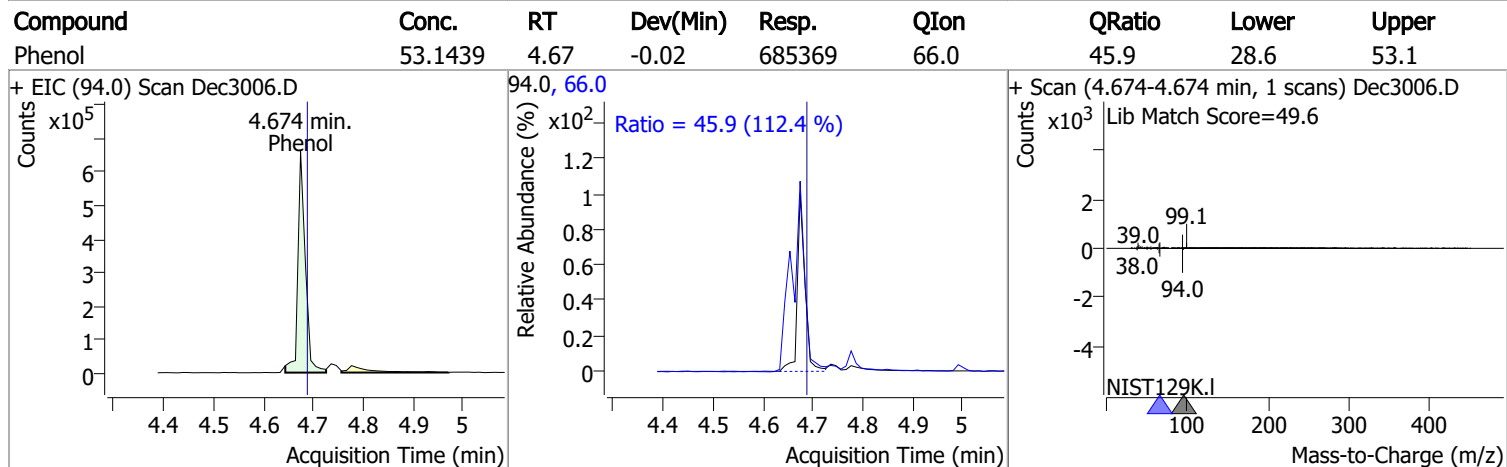
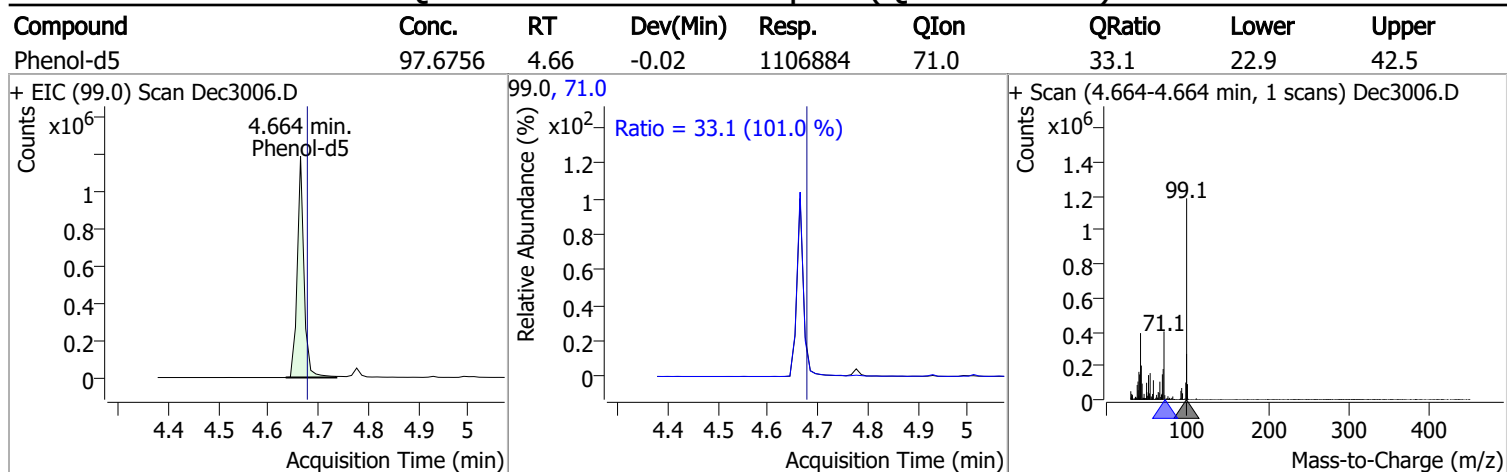
| Compound | RT | QIon | Resp. | Conc. | Units | Dev(Min) |
|---------------------------|--------|-------|---------|----------|-------|----------|
| T Benzo(b)fluoranthene | 18.619 | 252.0 | 1592302 | 100.8321 | µg/L | 99 |
| T Benzo(k)fluoranthene | 18.689 | 252.0 | 1622016 | 94.7072 | µg/L | 99 |
| T Benzo(a)pyrene | 19.216 | 252.0 | 1398366 | 93.0238 | µg/L | 98 |
| T Indeno(1,2,3-c,d)pyrene | 20.958 | 276.0 | 1131275 | 98.5075 | µg/L | 98 |
| T Dibenzo(a,h)anthracene | 21.018 | 278.0 | 1248210 | 98.6904 | µg/L | 99 |
| T Benzo(g,h,i)perylene | 21.292 | 276.0 | 1350605 | 95.8864 | µg/L | 100 |

(#) = Qualifier Out of Range; (m) = Manual Integration; (+) = Area Summed; (*) = Surrogate Percent Recovery Out of Range; (d): Zeroed Peak

Quantitation Results Report (QT Reviewed)

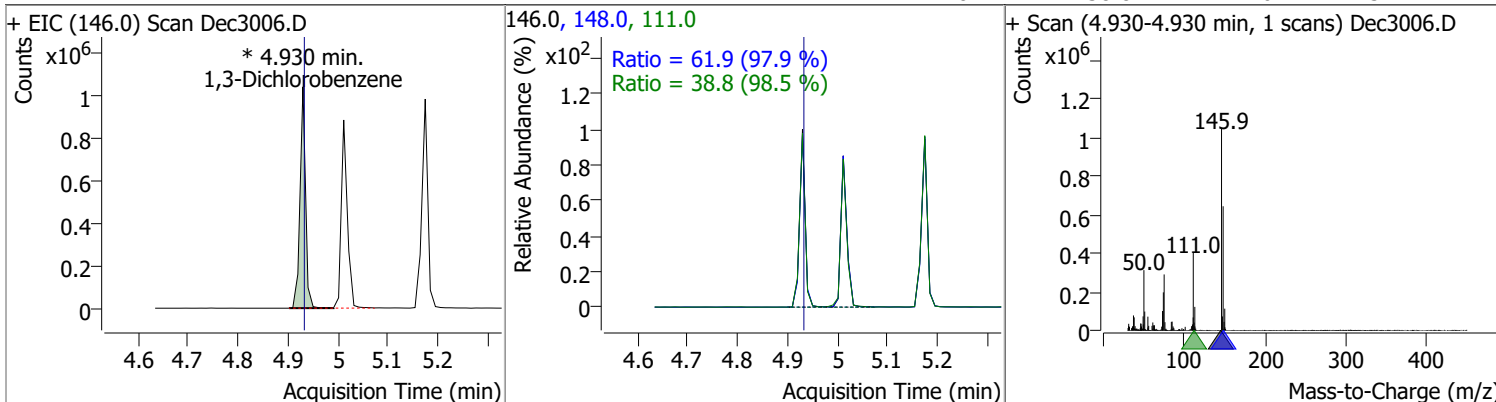


Quantitation Results Report (QT Reviewed)

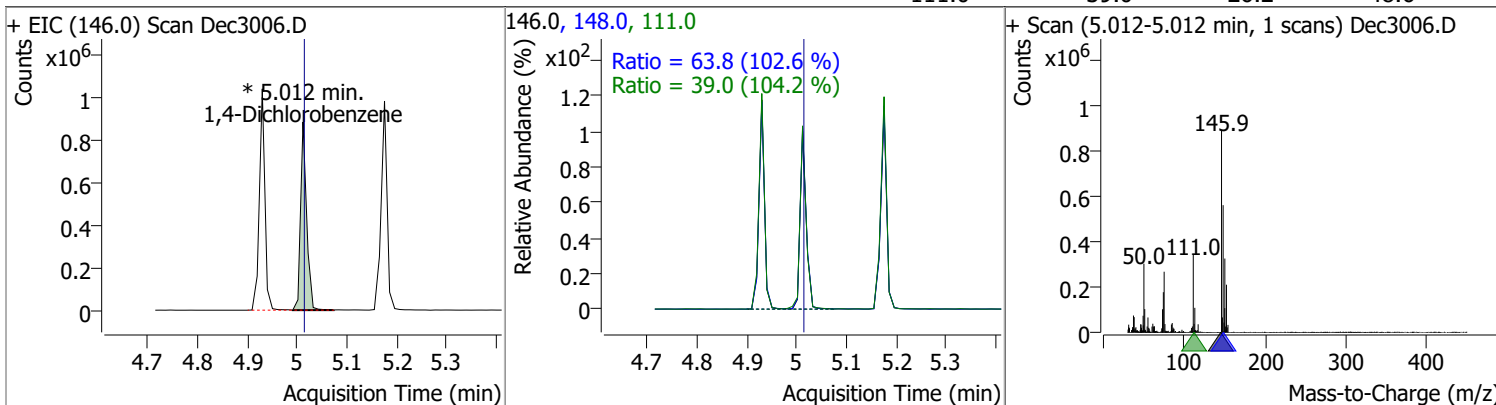


Quantitation Results Report (QT Reviewed)

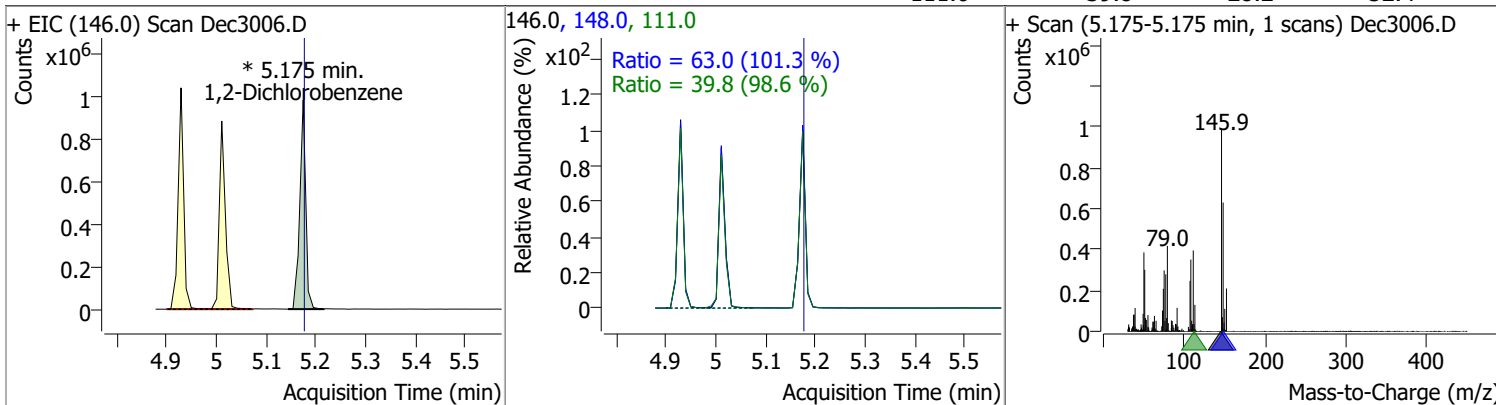
| Compound | Conc. | RT | Dev(Min) | Resp. | QIon | QRatio | Lower | Upper |
|---------------------|---------|------|----------|------------|-------|--------|-------|-------|
| 1,3-Dichlorobenzene | 65.9652 | 4.93 | -0.01 | 805903 (m) | 148.0 | 61.9 | 44.2 | 82.2 |
| | | | | | 111.0 | 38.8 | 27.6 | 51.2 |



| Compound | Conc. | RT | Dev(Min) | Resp. | QIon | QRatio | Lower | Upper |
|---------------------|---------|------|----------|------------|-------|--------|-------|-------|
| 1,4-Dichlorobenzene | 62.4713 | 5.01 | -0.01 | 752691 (m) | 148.0 | 63.8 | 43.6 | 80.9 |
| | | | | | 111.0 | 39.0 | 26.2 | 48.6 |

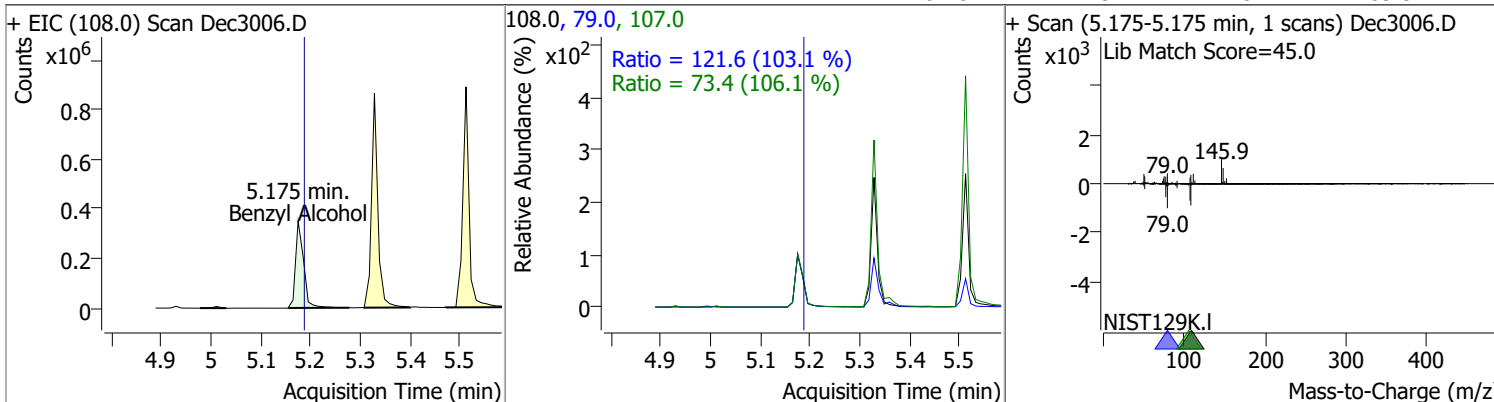


| Compound | Conc. | RT | Dev(Min) | Resp. | QIon | QRatio | Lower | Upper |
|---------------------|---------|------|----------|------------|-------|--------|-------|-------|
| 1,2-Dichlorobenzene | 64.8644 | 5.17 | -0.01 | 818571 (m) | 148.0 | 63.0 | 43.6 | 80.9 |
| | | | | | 111.0 | 39.8 | 28.2 | 52.4 |

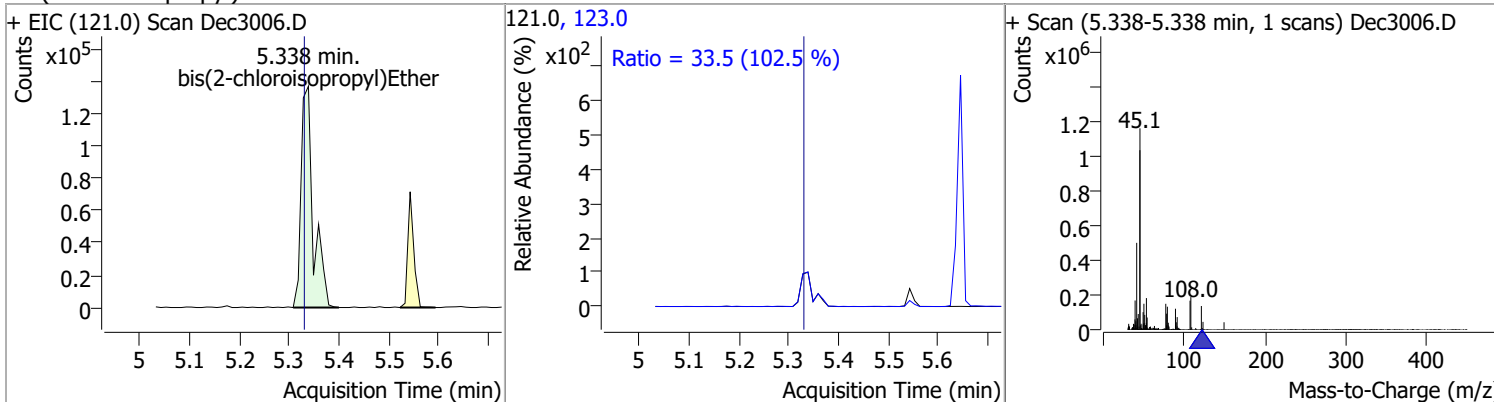


Quantitation Results Report (QT Reviewed)

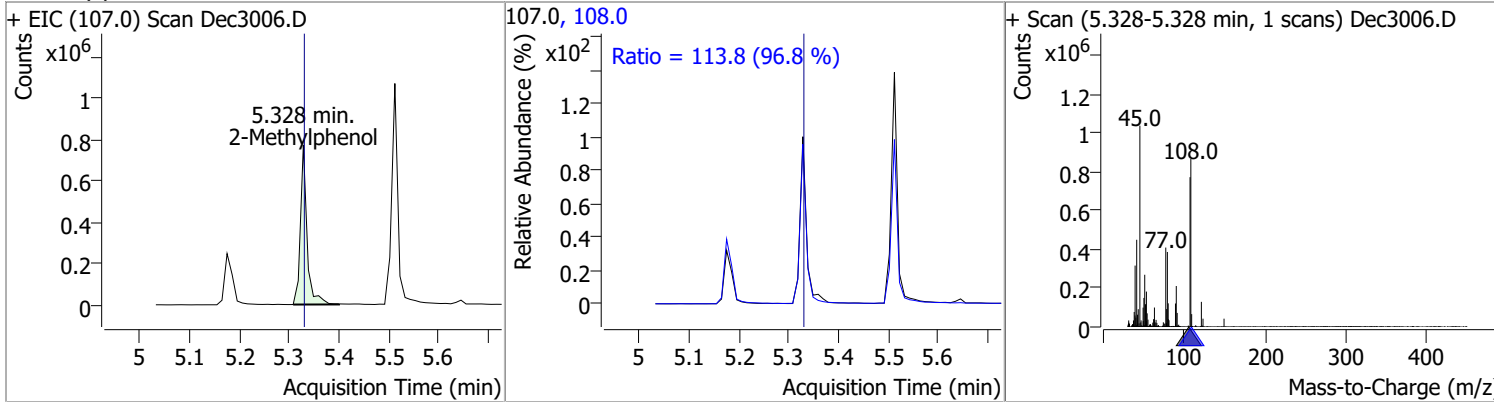
| Compound | Conc. | RT | Dev(Min) | Resp. | QIon | QRatio | Lower | Upper |
|----------------|---------|------|----------|--------|-------|--------|-------|-------|
| Benzyl Alcohol | 63.1230 | 5.17 | -0.02 | 382334 | 79.0 | 121.6 | 82.5 | 153.3 |
| | | | | | 107.0 | 73.4 | 48.4 | 89.9 |



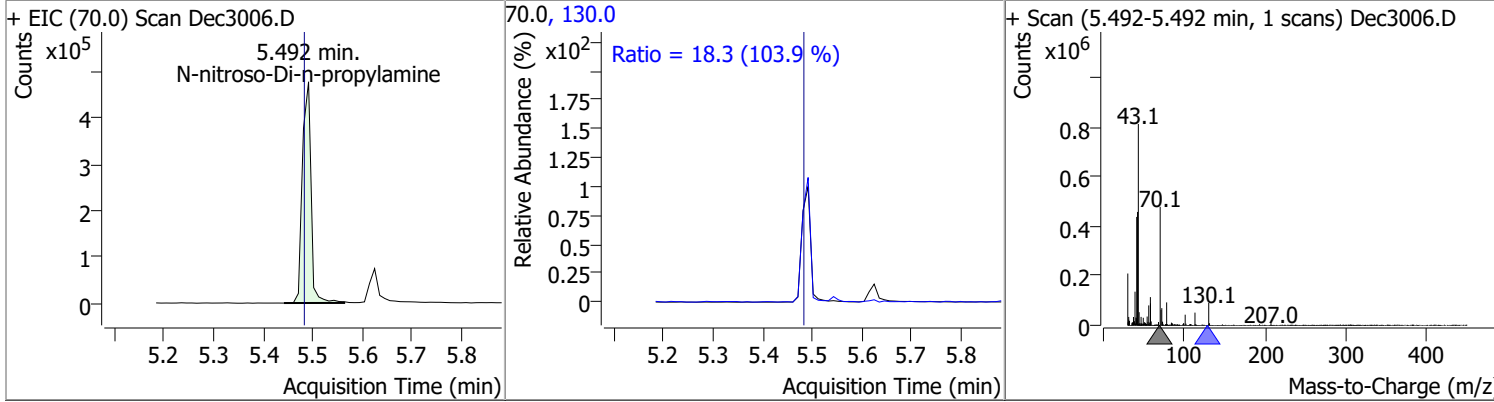
| Compound | Conc. | RT | Dev(Min) | Resp. | QIon | QRatio | Lower | Upper |
|-----------------------------|---------|------|----------|--------|-------|--------|-------|-------|
| bis(2-chloroisopropyl)Ether | 60.8559 | 5.34 | 0.00 | 233285 | 123.0 | 33.5 | 22.9 | 42.5 |



| Compound | Conc. | RT | Dev(Min) | Resp. | QIon | QRatio | Lower | Upper |
|----------------|---------|------|----------|--------|-------|--------|-------|-------|
| 2-Methylphenol | 72.8974 | 5.33 | -0.01 | 677962 | 108.0 | 113.8 | 82.3 | 152.8 |

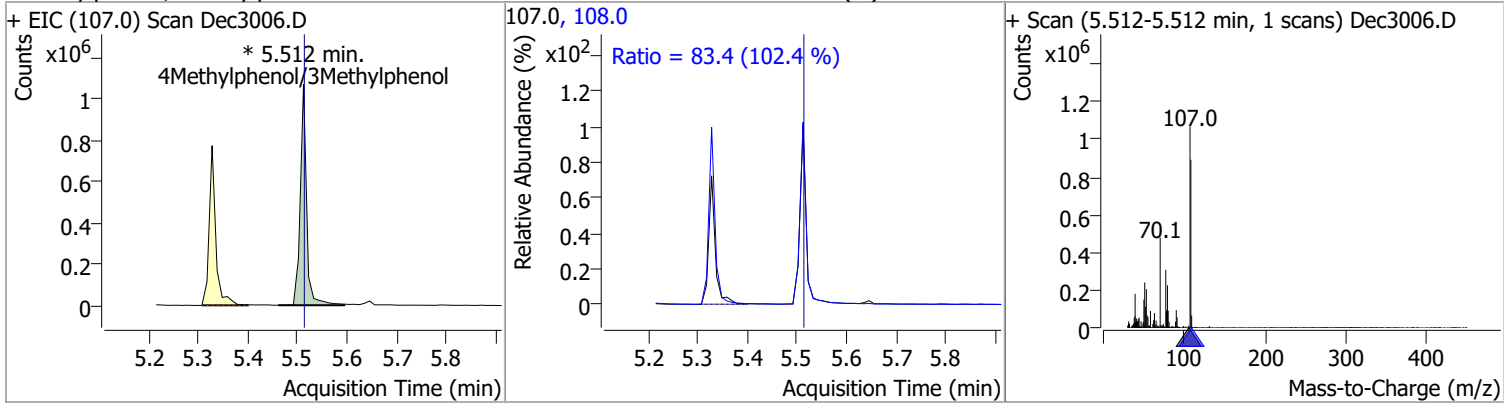


| Compound | Conc. | RT | Dev(Min) | Resp. | QIon | QRatio | Lower | Upper |
|----------------------------|---------|------|----------|--------|-------|--------|-------|-------|
| N-nitroso-Di-n-propylamine | 84.2537 | 5.49 | 0.00 | 579491 | 130.0 | 18.3 | 0.0 | 35.2 |

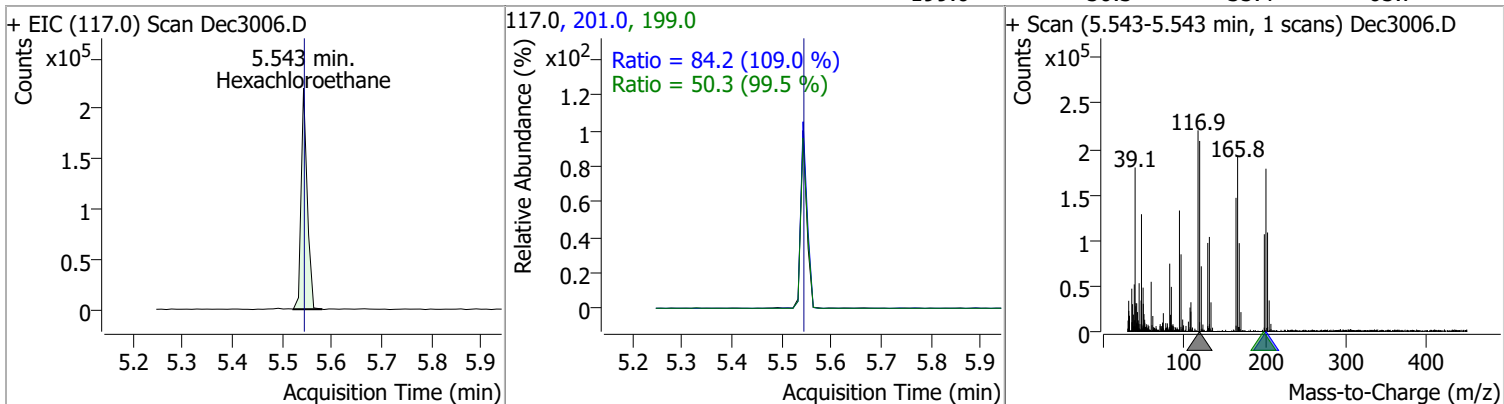


Quantitation Results Report (QT Reviewed)

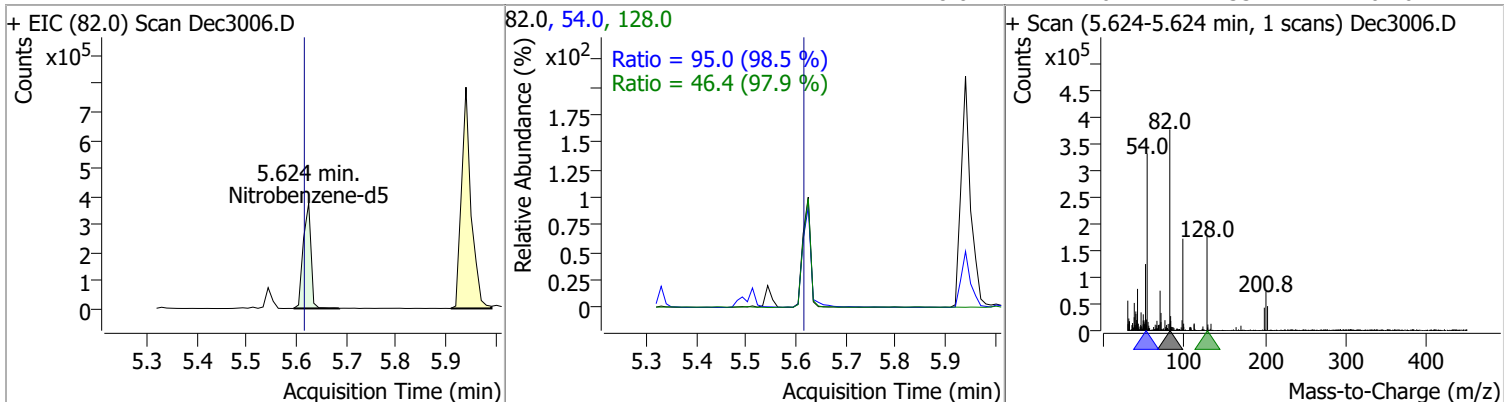
| Compound | Conc. | RT | Dev(Min) | Resp. | QIon | QRatio | Lower | Upper |
|-----------------------------|---------|------|----------|------------|-------|--------|-------|-------|
| 4Methylphenol/3Methylphenol | 76.3515 | 5.51 | -0.01 | 941160 (m) | 108.0 | 83.4 | 57.0 | 105.8 |



| Compound | Conc. | RT | Dev(Min) | Resp. | QIon | QRatio | Lower | Upper |
|------------------|---------|------|----------|--------|-------|--------|-------|-------|
| Hexachloroethane | 56.6946 | 5.54 | -0.01 | 188228 | 201.0 | 84.2 | 54.1 | 100.4 |
| | | | | | 199.0 | 50.3 | 35.4 | 65.7 |

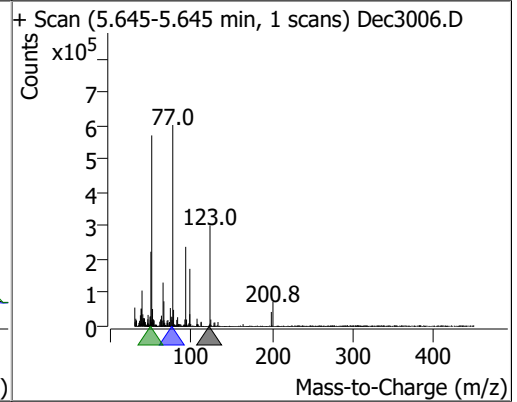
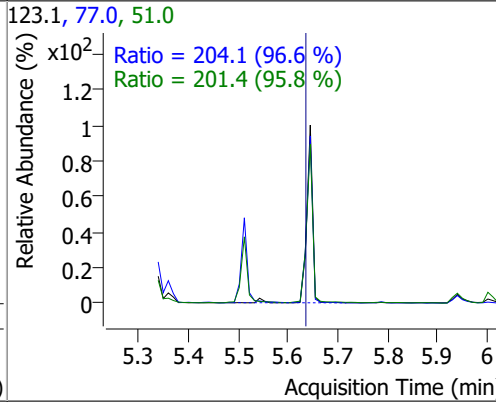
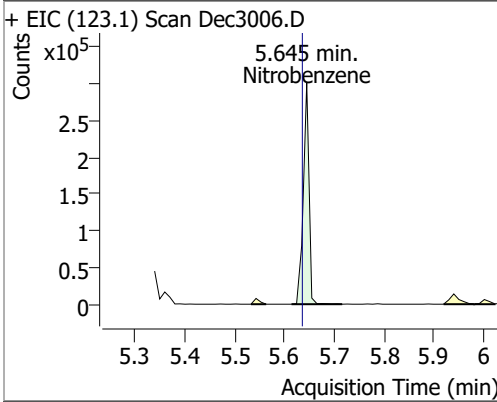


| Compound | Conc. | RT | Dev(Min) | Resp. | QIon | QRatio | Lower | Upper |
|-----------------|---------|------|----------|--------|-------|--------|-------|-------|
| Nitrobenzene-d5 | 70.9981 | 5.62 | 0.00 | 403368 | 54.0 | 95.0 | 67.5 | 125.4 |
| | | | | | 128.0 | 46.4 | 33.2 | 61.6 |

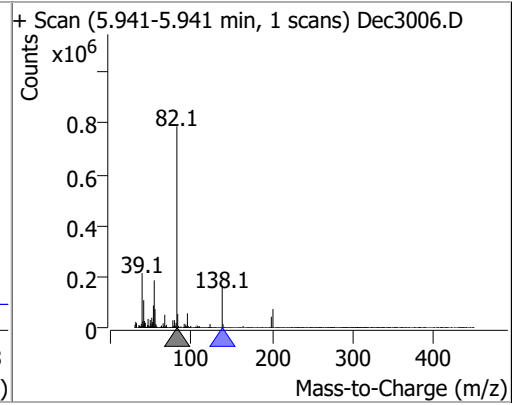
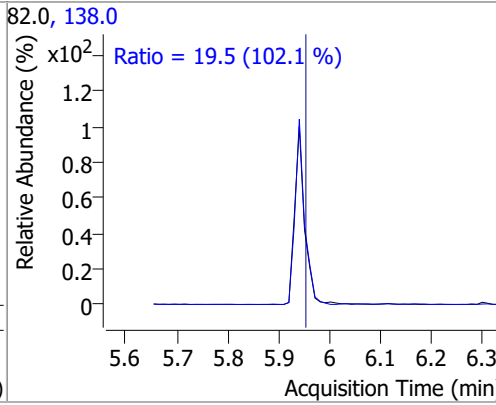
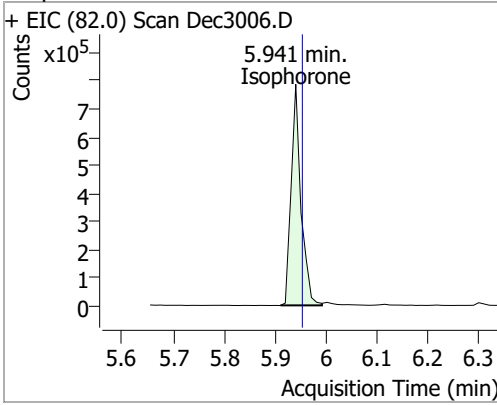


Quantitation Results Report (QT Reviewed)

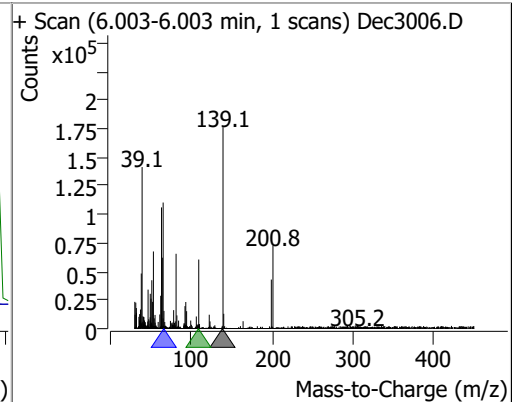
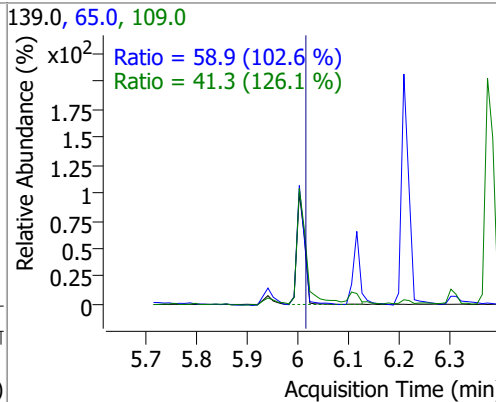
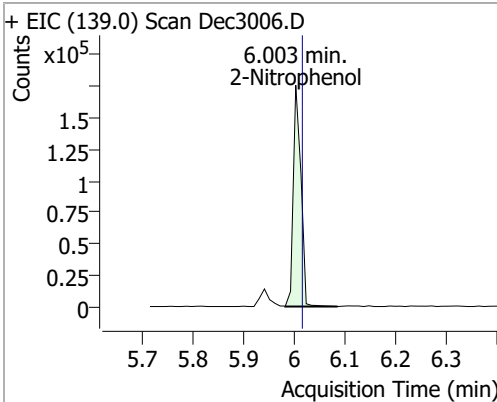
| Compound | Conc. | RT | Dev(Min) | Resp. | QIon | QRatio | Lower | Upper |
|--------------|---------|------|----------|--------|------|--------|-------|-------|
| Nitrobenzene | 82.8470 | 5.64 | 0.00 | 240956 | 77.0 | 204.1 | 148.0 | 274.8 |
| | | | | | 51.0 | 201.4 | 147.2 | 273.4 |



| Compound | Conc. | RT | Dev(Min) | Resp. | QIon | QRatio | Lower | Upper |
|------------|---------|------|----------|---------|-------|--------|-------|-------|
| Isophorone | 80.2582 | 5.94 | -0.01 | 1050969 | 138.0 | 19.5 | 13.3 | 24.8 |

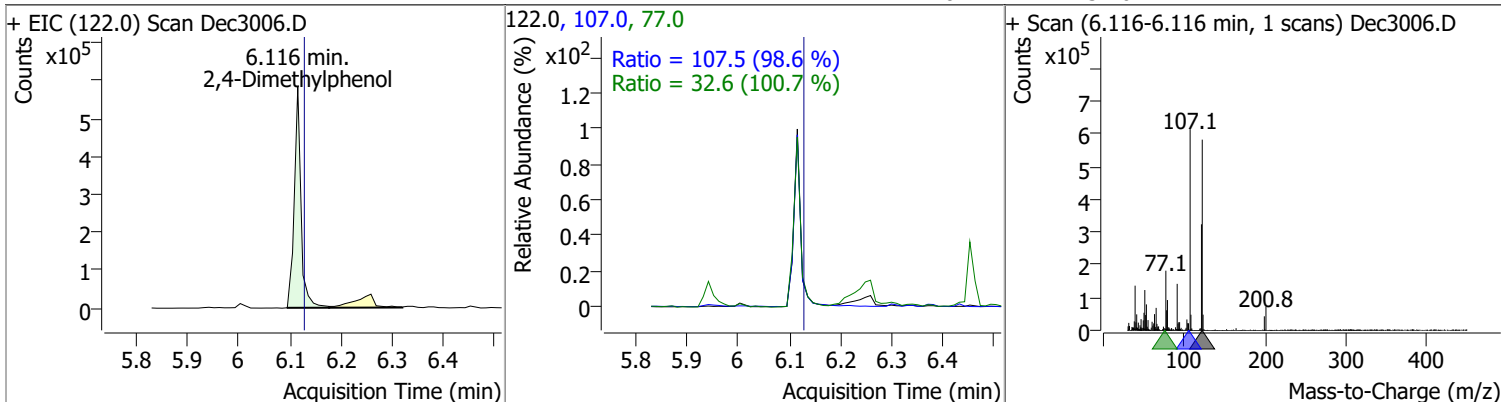


| Compound | Conc. | RT | Dev(Min) | Resp. | QIon | QRatio | Lower | Upper |
|---------------|---------|------|----------|--------|-------|--------|-------|-------|
| 2-Nitrophenol | 83.2288 | 6.00 | -0.01 | 183964 | 65.0 | 58.9 | 40.2 | 74.6 |
| | | | | | 109.0 | 41.3 | 22.9 | 42.6 |

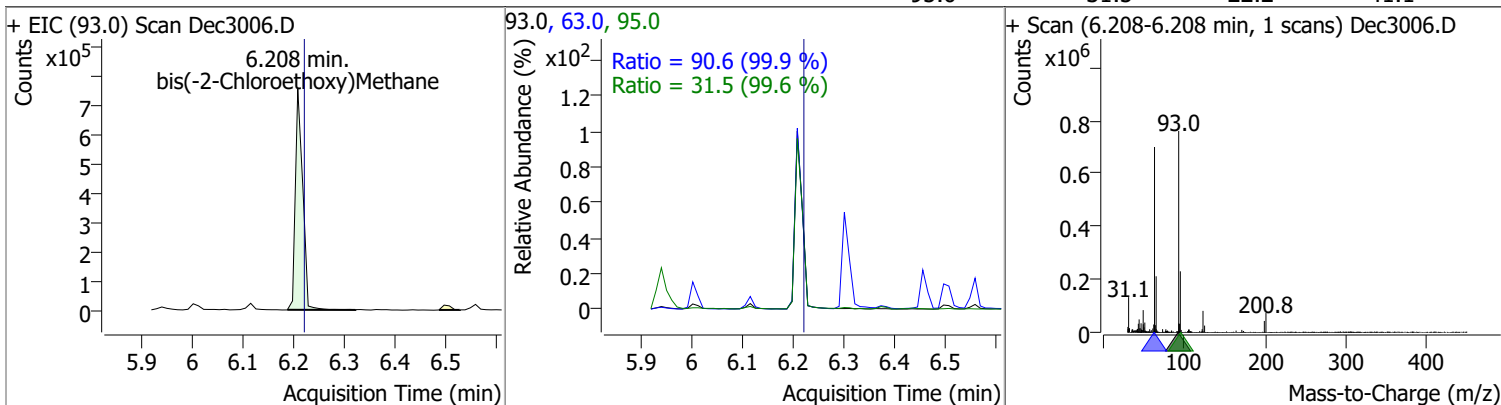


Quantitation Results Report (QT Reviewed)

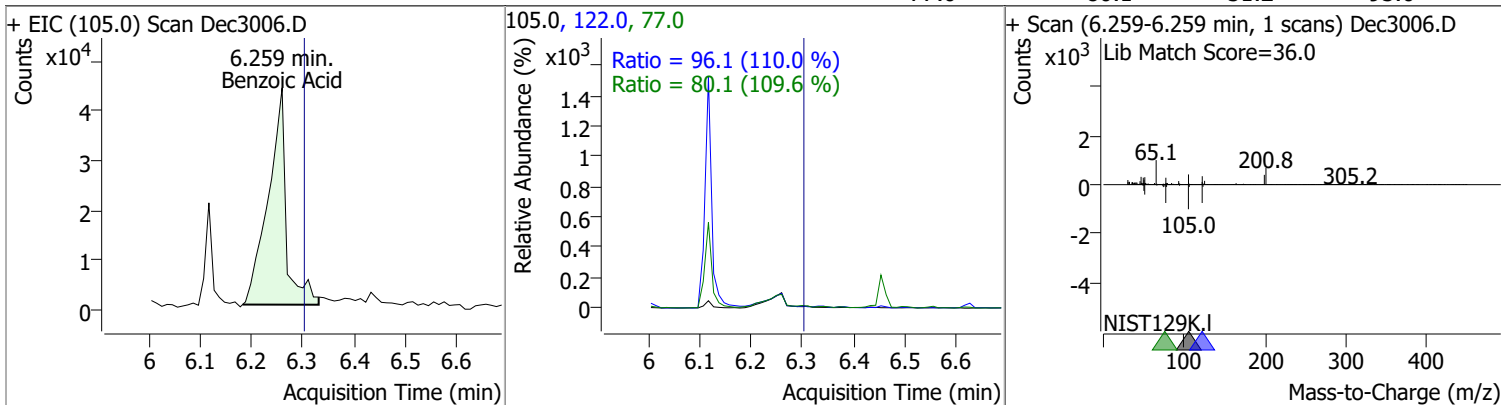
| Compound | Conc. | RT | Dev(Min) | Resp. | QIon | QRatio | Lower | Upper |
|--------------------|---------|------|----------|--------|-------|--------|-------|-------|
| 2,4-Dimethylphenol | 71.3799 | 6.12 | -0.01 | 536442 | 107.0 | 107.5 | 76.4 | 141.8 |
| | | | | | 77.0 | 32.6 | 22.7 | 42.1 |



| Compound | Conc. | RT | Dev(Min) | Resp. | QIon | QRatio | Lower | Upper |
|-----------------------------|---------|------|----------|--------|------|--------|-------|-------|
| bis(-2-Chloroethoxy)Methane | 76.8074 | 6.21 | -0.01 | 751900 | 63.0 | 90.6 | 63.5 | 117.9 |
| | | | | | 95.0 | 31.5 | 22.2 | 41.1 |

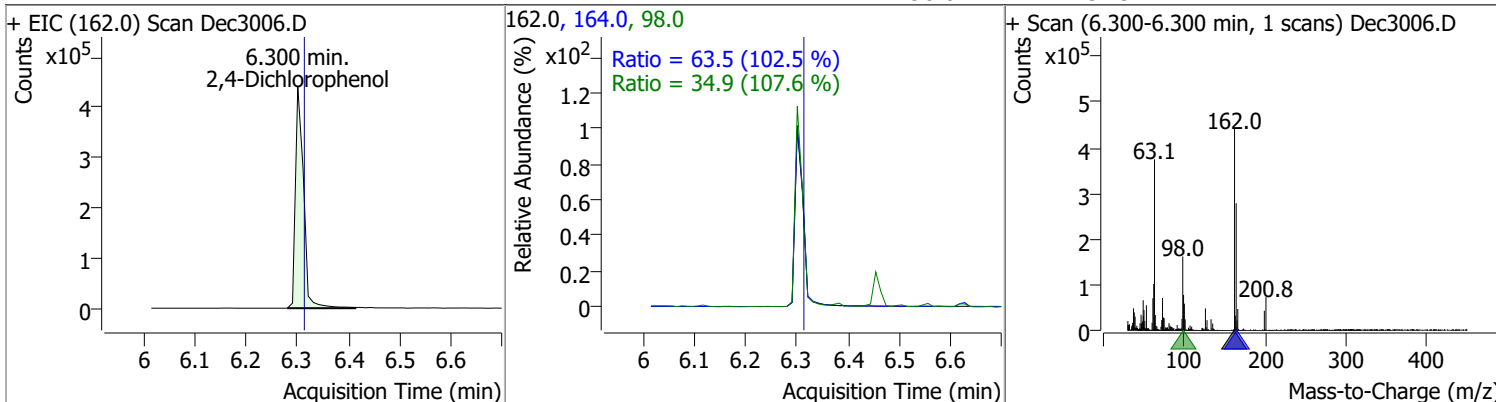


| Compound | Conc. | RT | Dev(Min) | Resp. | QIon | QRatio | Lower | Upper |
|--------------|---------|------|----------|--------|-------|--------|-------|-------|
| Benzoic Acid | 27.7039 | 6.26 | -0.04 | 108701 | 122.0 | 96.1 | 61.1 | 113.6 |
| | | | | | 77.0 | 80.1 | 51.2 | 95.0 |

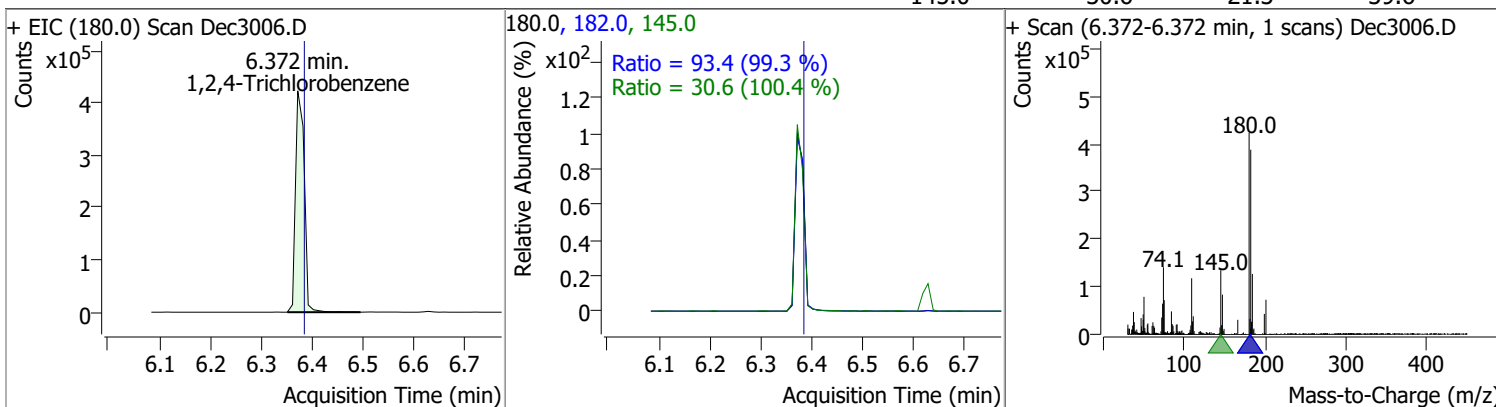


Quantitation Results Report (QT Reviewed)

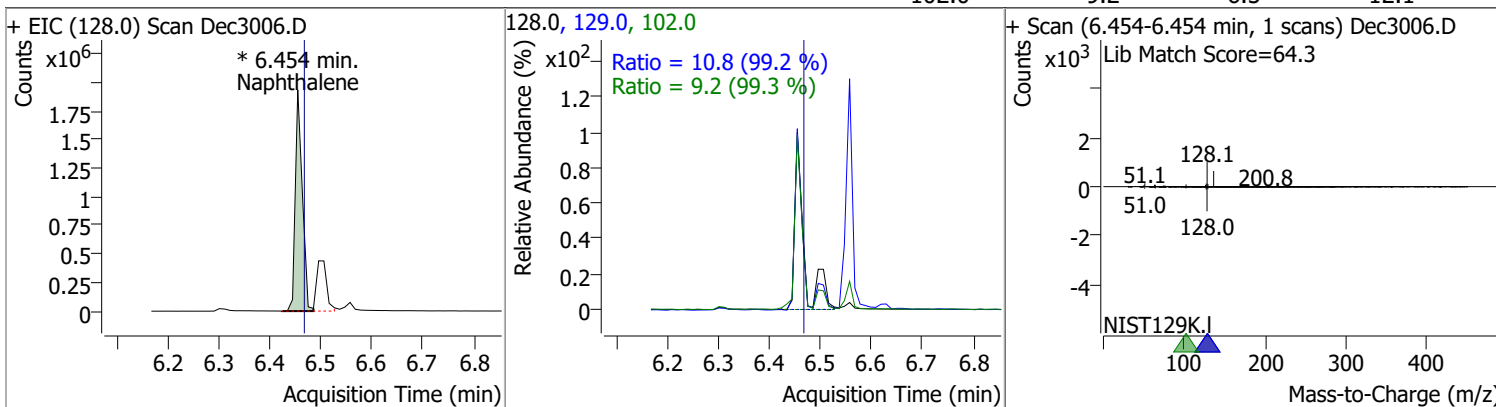
| Compound | Conc. | RT | Dev(Min) | Resp. | QIon | QRatio | Lower | Upper |
|--------------------|---------|------|----------|--------|-------|--------|-------|-------|
| 2,4-Dichlorophenol | 83.6039 | 6.30 | -0.01 | 488678 | 164.0 | 63.5 | 43.4 | 80.5 |
| | | | | | 98.0 | 34.9 | 22.7 | 42.1 |



| Compound | Conc. | RT | Dev(Min) | Resp. | QIon | QRatio | Lower | Upper |
|------------------------|---------|------|----------|--------|-------|--------|-------|-------|
| 1,2,4-Trichlorobenzene | 64.5556 | 6.37 | -0.01 | 505158 | 182.0 | 93.4 | 65.8 | 122.3 |
| | | | | | 145.0 | 30.6 | 21.3 | 39.6 |

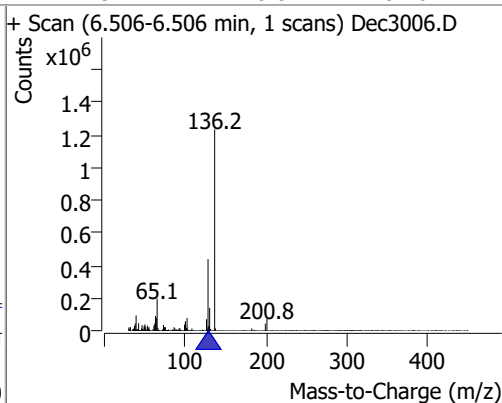
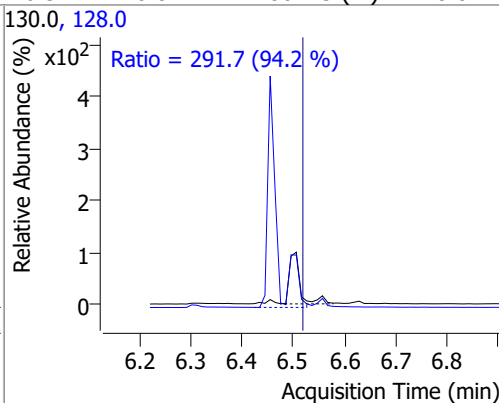
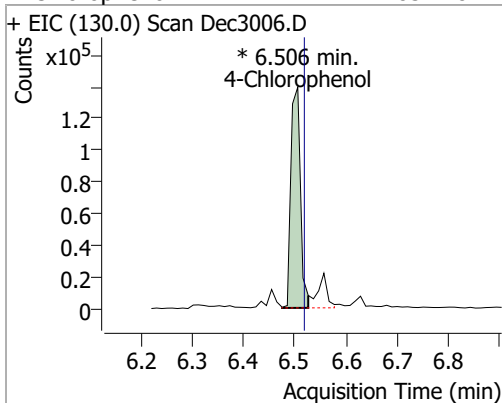


| Compound | Conc. | RT | Dev(Min) | Resp. | QIon | QRatio | Lower | Upper |
|-------------|---------|------|----------|-------------|-------|--------|-------|-------|
| Naphthalene | 71.6859 | 6.45 | -0.01 | 1845864 (m) | 129.0 | 10.8 | 7.7 | 14.2 |
| | | | | | 102.0 | 9.2 | 6.5 | 12.1 |

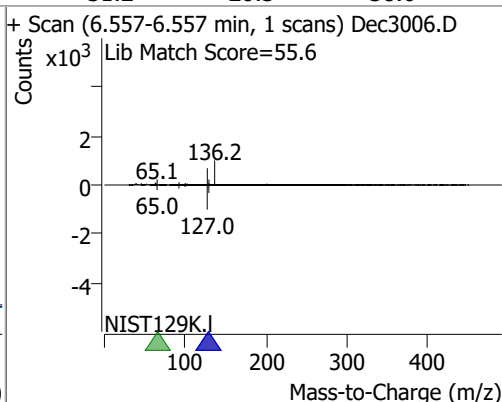
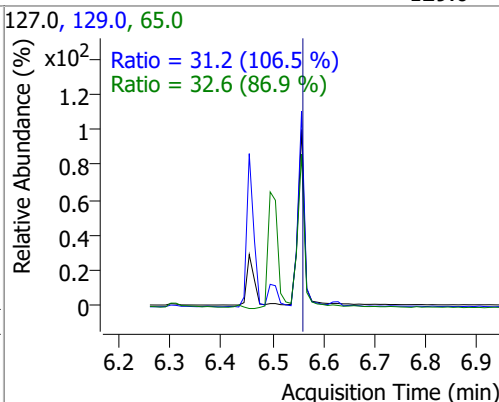
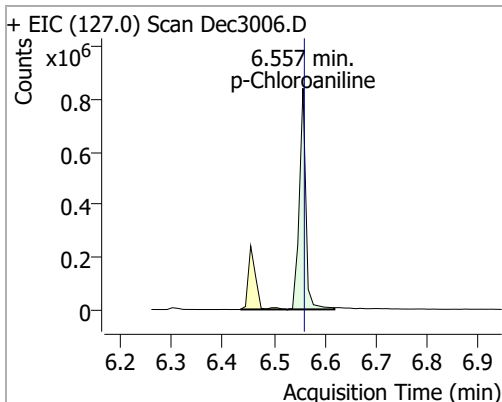


Quantitation Results Report (QT Reviewed)

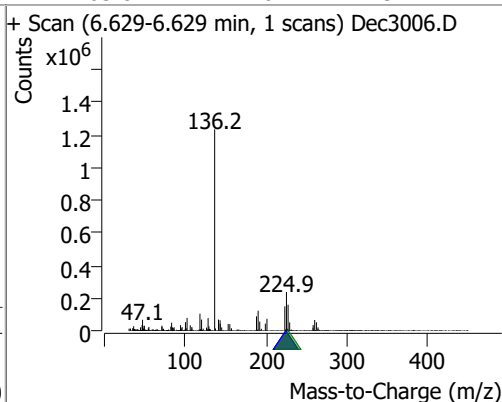
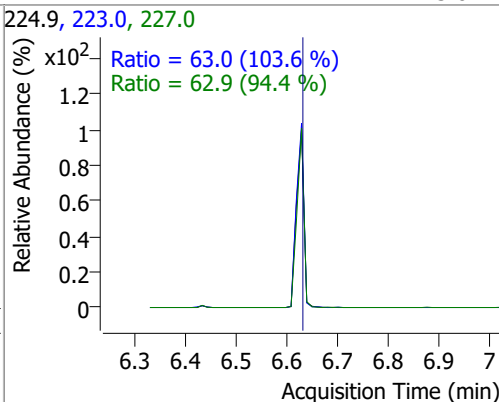
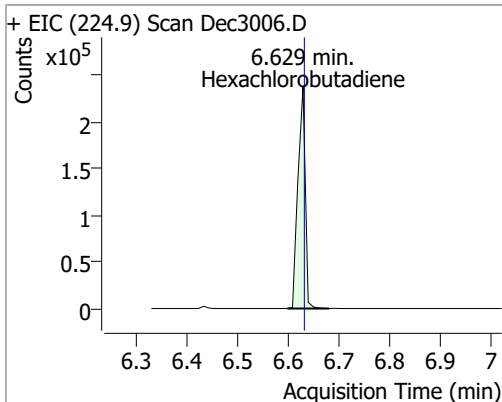
| Compound | Conc. | RT | Dev(Min) | Resp. | QIon | QRatio | Lower | Upper |
|----------------|---------|------|----------|------------|-------|--------|-------|-------|
| 4-Chlorophenol | 83.2282 | 6.51 | -0.01 | 180413 (m) | 128.0 | 291.7 | 216.8 | 402.6 |



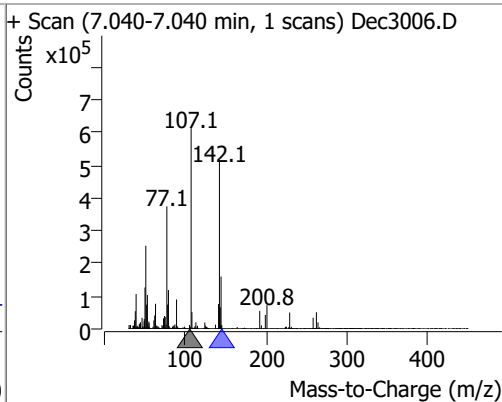
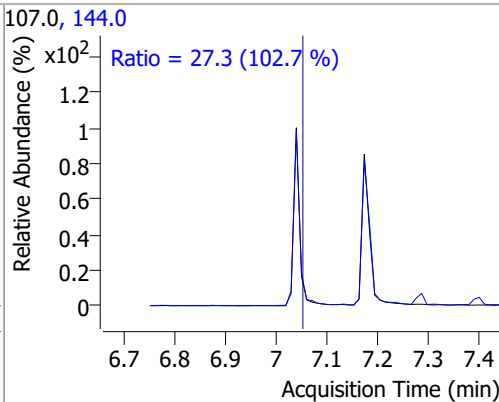
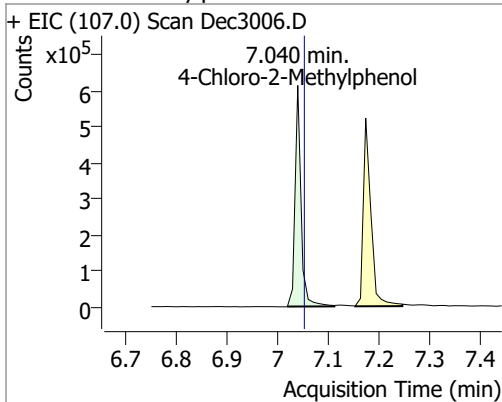
| Compound | Conc. | RT | Dev(Min) | Resp. | QIon | QRatio | Lower | Upper |
|-----------------|---------|------|----------|--------|-------|--------|-------|-------|
| p-Chloroaniline | 79.2531 | 6.56 | 0.00 | 752527 | 65.0 | 32.6 | 26.3 | 48.8 |
| | | | | | 129.0 | 31.2 | 20.5 | 38.0 |



| Compound | Conc. | RT | Dev(Min) | Resp. | QIon | QRatio | Lower | Upper |
|---------------------|---------|------|----------|--------|-------|--------|-------|-------|
| Hexachlorobutadiene | 58.8702 | 6.63 | 0.00 | 236297 | 227.0 | 62.9 | 46.6 | 86.6 |
| | | | | | 223.0 | 63.0 | 42.6 | 79.1 |

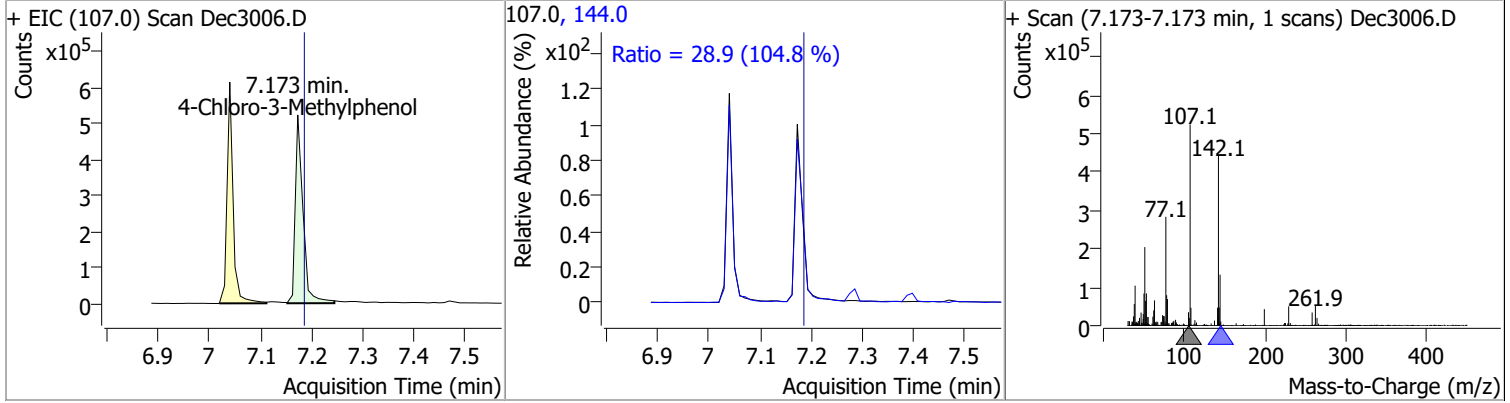


| Compound | Conc. | RT | Dev(Min) | Resp. | QIon | QRatio | Lower | Upper |
|-------------------------|---------|------|----------|--------|-------|--------|-------|-------|
| 4-Chloro-2-Methylphenol | 80.8123 | 7.04 | -0.01 | 485606 | 144.0 | 27.3 | 18.6 | 34.6 |

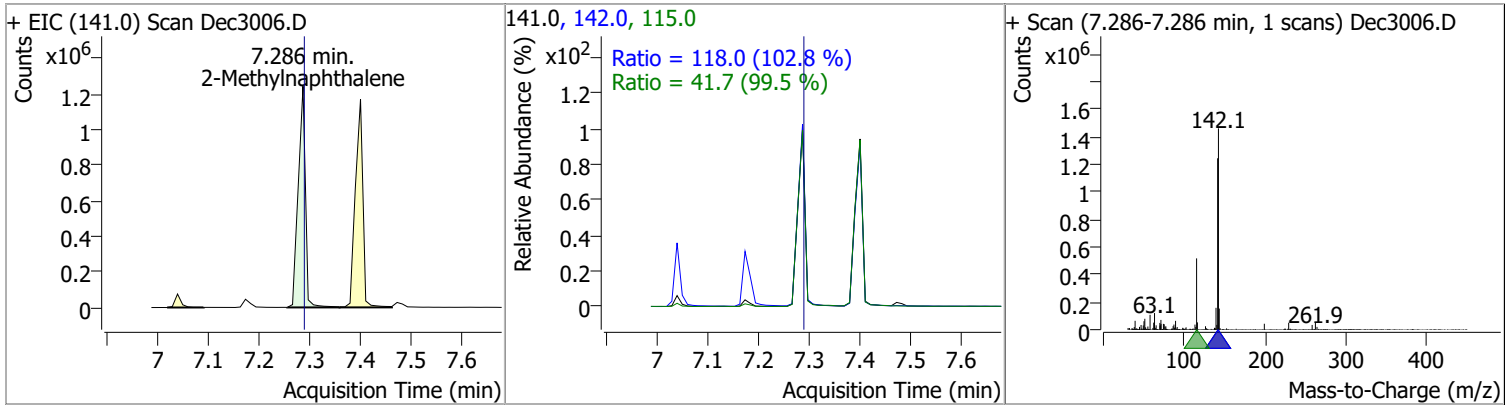


Quantitation Results Report (QT Reviewed)

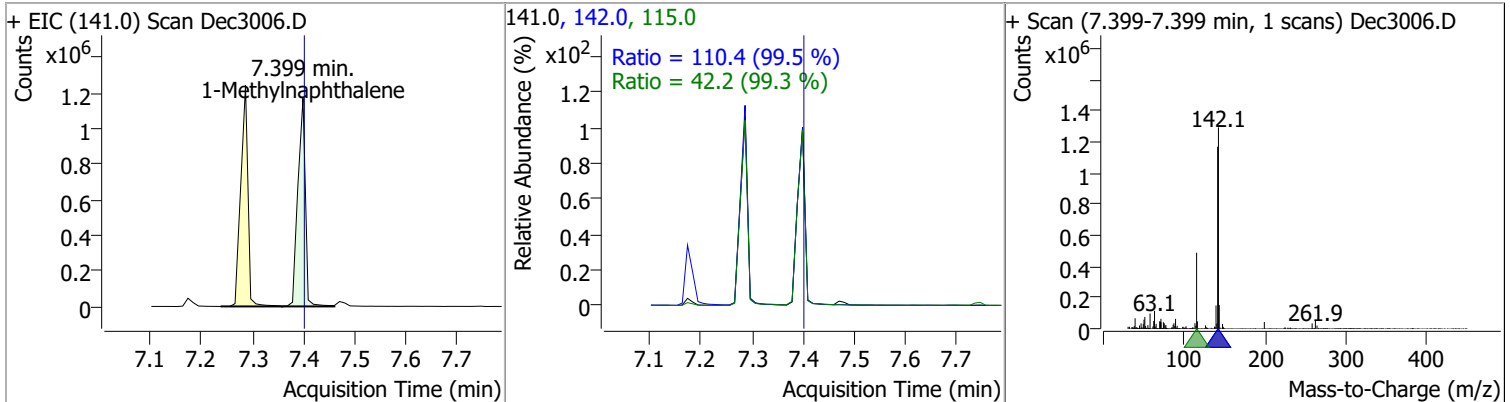
| Compound | Conc. | RT | Dev(Min) | Resp. | QIon | QRatio | Lower | Upper |
|-------------------------|---------|------|----------|--------|-------|--------|-------|-------|
| 4-Chloro-3-Methylphenol | 92.2170 | 7.17 | -0.01 | 550680 | 144.0 | 28.9 | 19.3 | 35.9 |



| Compound | Conc. | RT | Dev(Min) | Resp. | QIon | QRatio | Lower | Upper |
|---------------------|---------|------|----------|---------|-------|--------|-------|-------|
| 2-Methylnaphthalene | 83.0871 | 7.29 | 0.00 | 1215045 | 142.0 | 118.0 | 80.4 | 149.3 |
| | | | | | 115.0 | 41.7 | 29.4 | 54.6 |

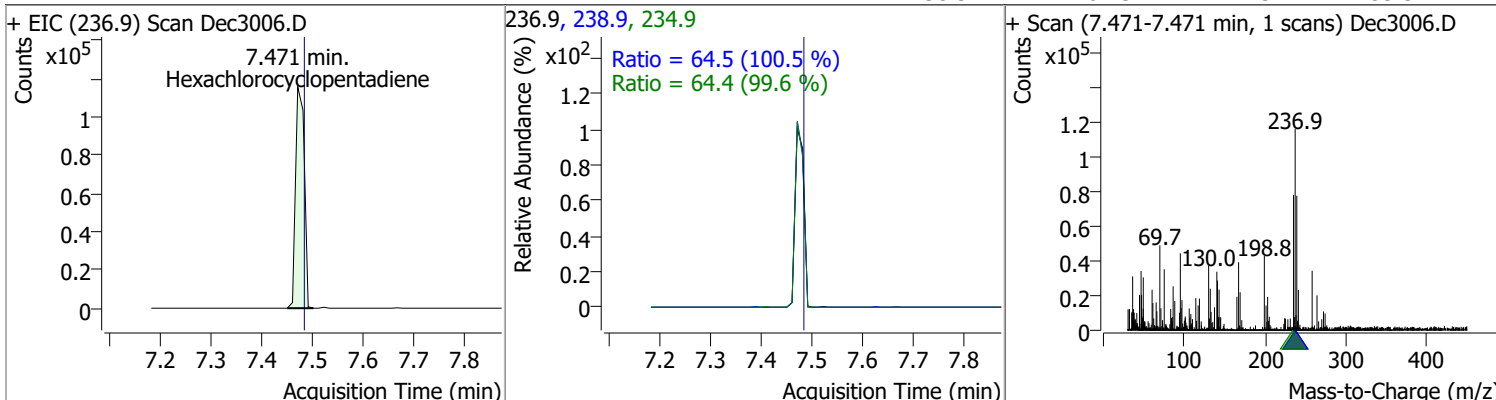


| Compound | Conc. | RT | Dev(Min) | Resp. | QIon | QRatio | Lower | Upper |
|---------------------|---------|------|----------|---------|-------|--------|-------|-------|
| 1-Methylnaphthalene | 82.0969 | 7.40 | 0.00 | 1193184 | 142.0 | 110.4 | 77.7 | 144.2 |
| | | | | | 115.0 | 42.2 | 29.7 | 55.2 |

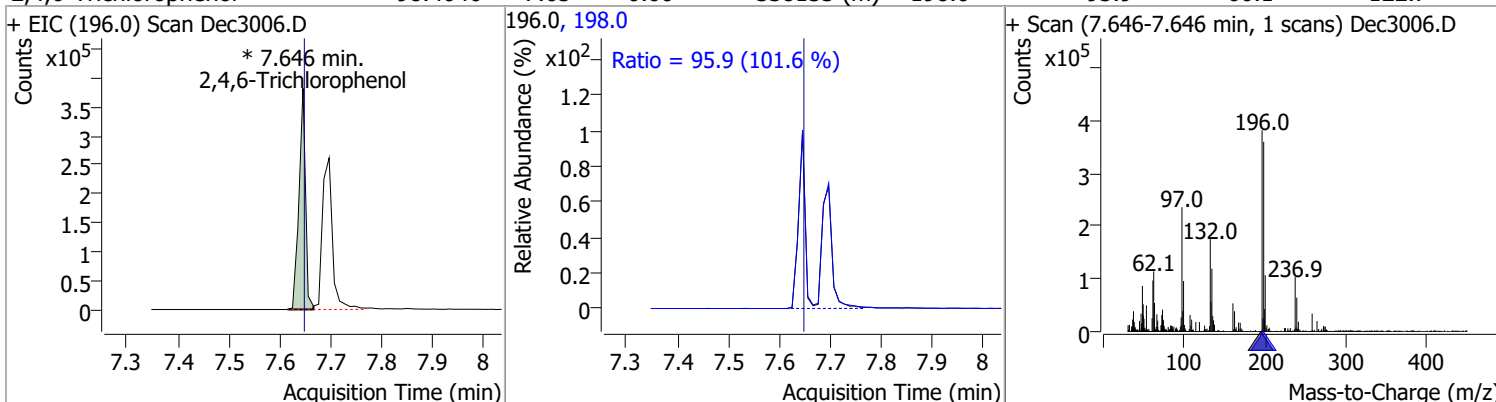


Quantitation Results Report (QT Reviewed)

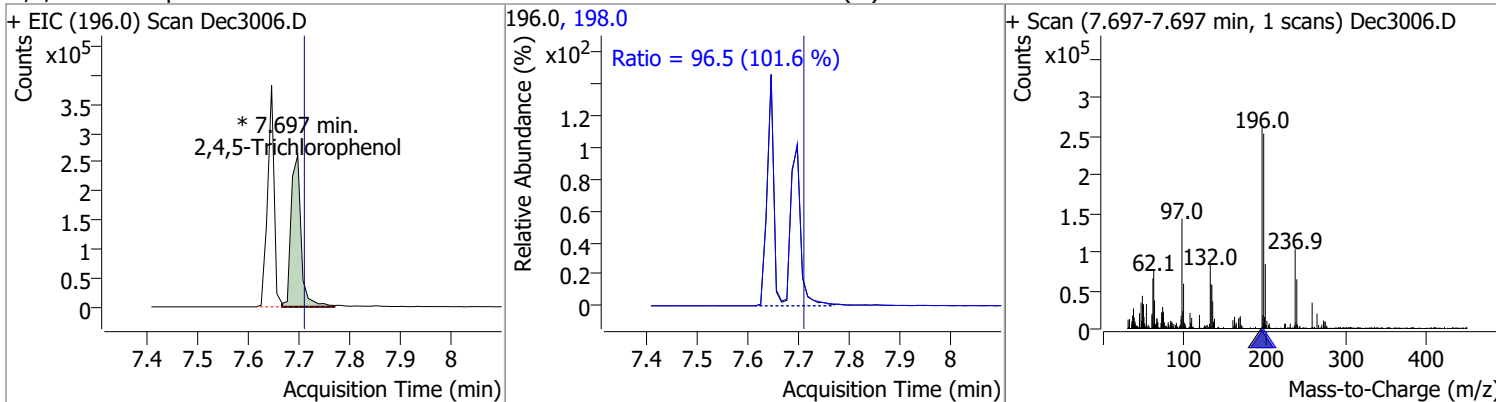
| Compound | Conc. | RT | Dev(Min) | Resp. | QIon | QRatio | Lower | Upper |
|---------------------------|---------|------|----------|--------|-------|--------|-------|-------|
| Hexachlorocyclopentadiene | 70.3762 | 7.47 | -0.01 | 137722 | 234.9 | 64.4 | 45.3 | 84.1 |
| | | | | | 238.9 | 64.5 | 44.9 | 83.3 |



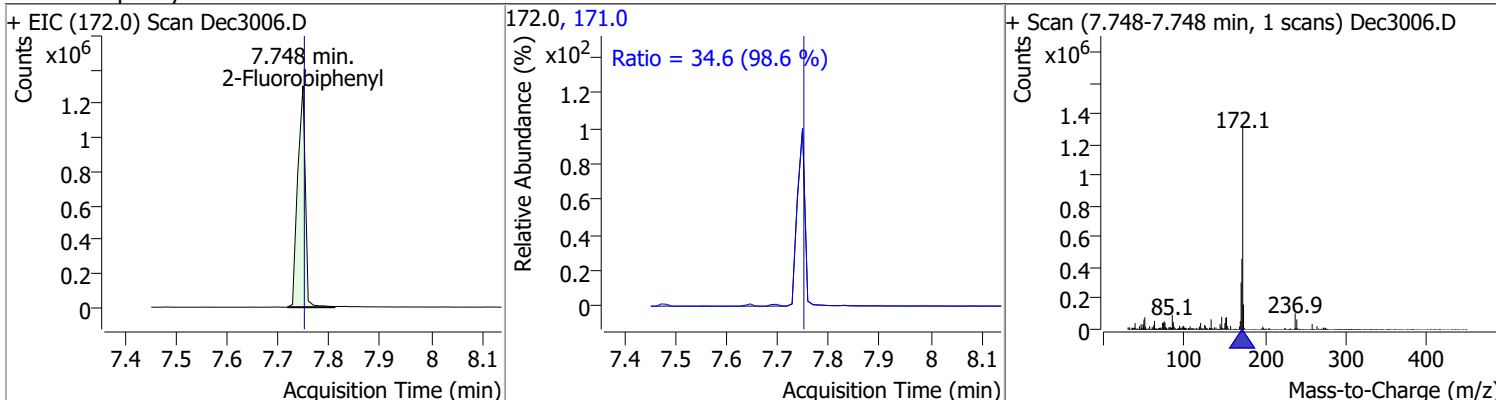
| Compound | Conc. | RT | Dev(Min) | Resp. | QIon | QRatio | Lower | Upper |
|-----------------------|---------|------|----------|------------|-------|--------|-------|-------|
| 2,4,6-Trichlorophenol | 98.4046 | 7.65 | 0.00 | 338155 (m) | 198.0 | 95.9 | 66.1 | 122.7 |



| Compound | Conc. | RT | Dev(Min) | Resp. | QIon | QRatio | Lower | Upper |
|-----------------------|---------|------|----------|------------|-------|--------|-------|-------|
| 2,4,5-Trichlorophenol | 91.6151 | 7.70 | -0.01 | 359030 (m) | 198.0 | 96.5 | 66.4 | 123.4 |

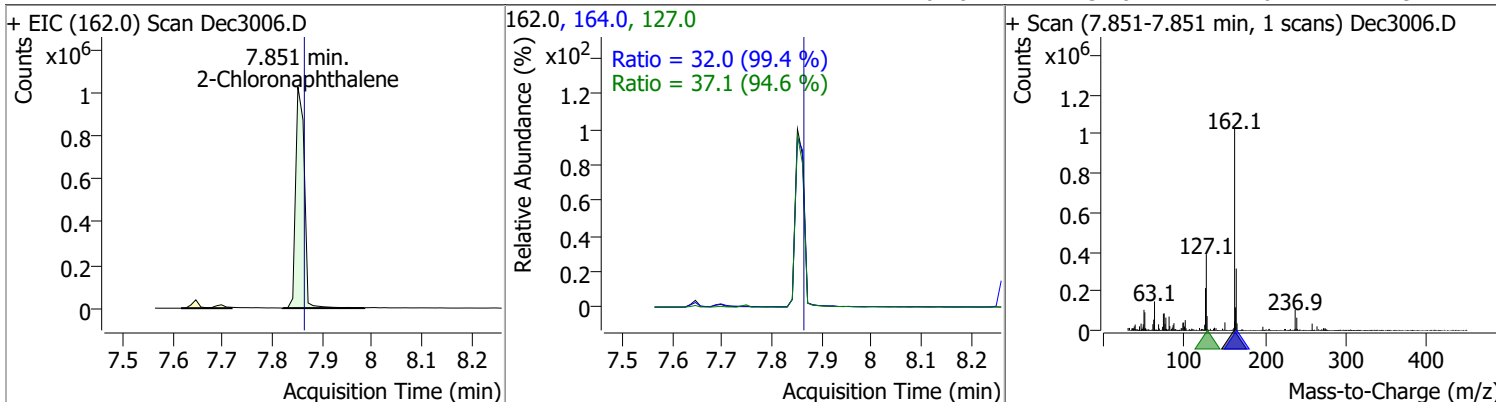


| Compound | Conc. | RT | Dev(Min) | Resp. | QIon | QRatio | Lower | Upper |
|------------------|---------|------|----------|---------|-------|--------|-------|-------|
| 2-Fluorobiphenyl | 72.1670 | 7.75 | 0.00 | 1350884 | 171.0 | 34.6 | 24.5 | 45.6 |

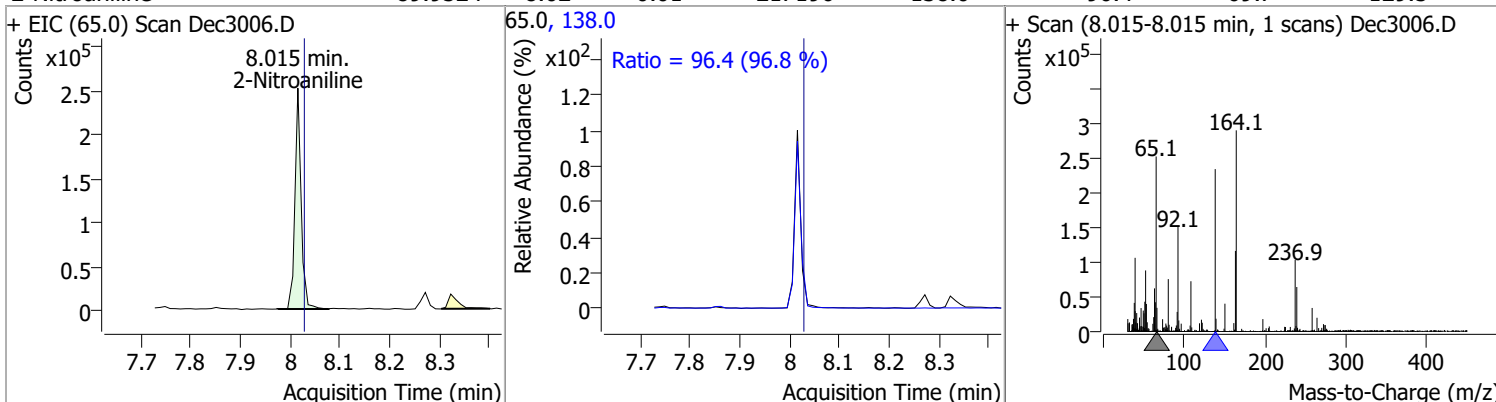


Quantitation Results Report (QT Reviewed)

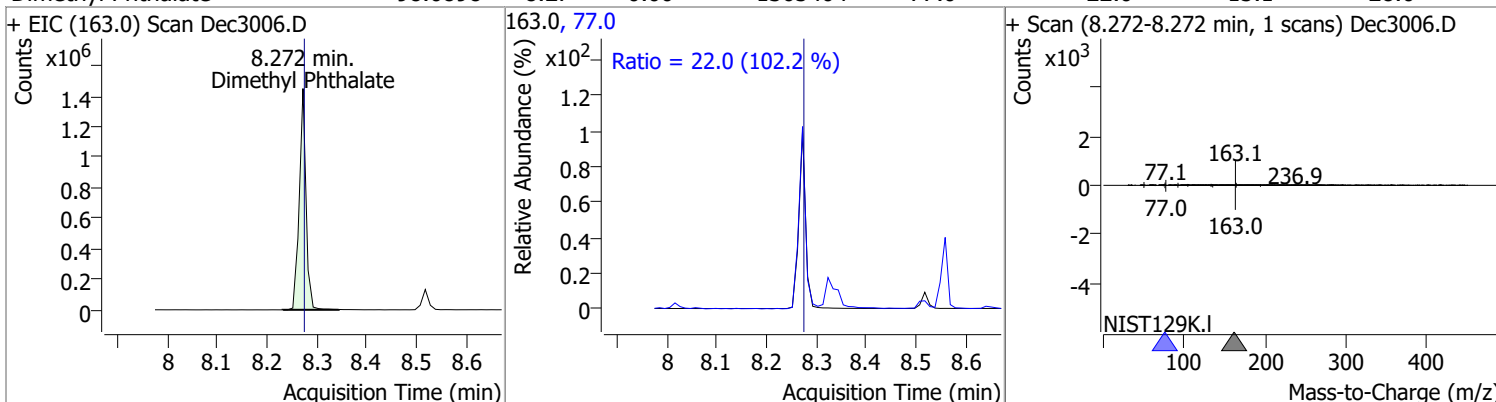
| Compound | Conc. | RT | Dev(Min) | Resp. | QIon | QRatio | Lower | Upper |
|---------------------|---------|------|----------|---------|-------|--------|-------|-------|
| 2-Chloronaphthalene | 81.9835 | 7.85 | -0.01 | 1241702 | 127.0 | 37.1 | 27.4 | 50.9 |
| | | | | | 164.0 | 32.0 | 22.6 | 41.9 |



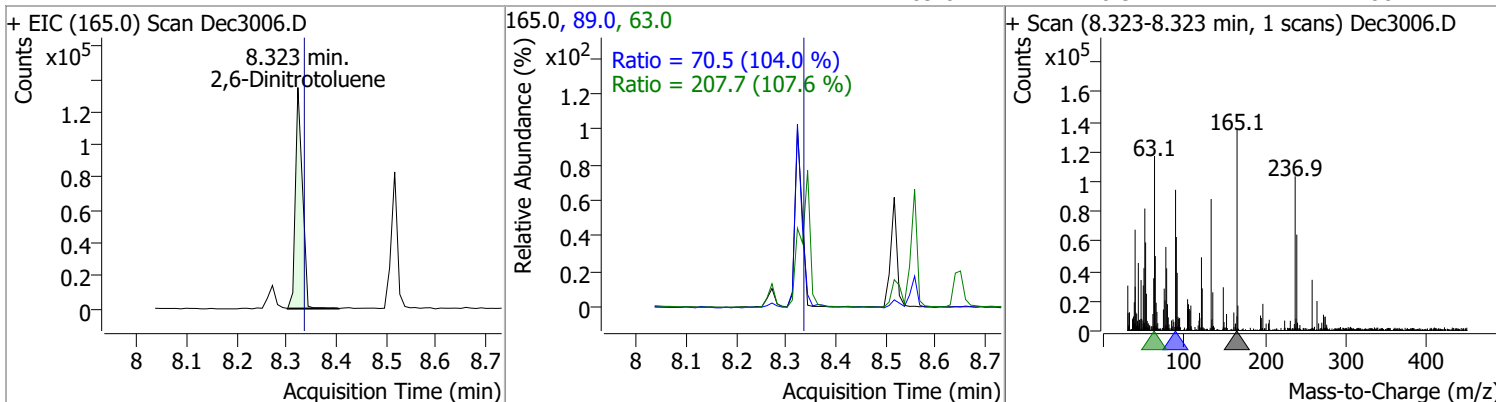
| Compound | Conc. | RT | Dev(Min) | Resp. | QIon | QRatio | Lower | Upper |
|----------------|---------|------|----------|--------|-------|--------|-------|-------|
| 2-Nitroaniline | 89.9524 | 8.02 | -0.01 | 217196 | 138.0 | 96.4 | 69.7 | 129.5 |



| Compound | Conc. | RT | Dev(Min) | Resp. | QIon | QRatio | Lower | Upper |
|--------------------|---------|------|----------|---------|------|--------|-------|-------|
| Dimethyl Phthalate | 98.0898 | 8.27 | 0.00 | 1365404 | 77.0 | 22.0 | 15.1 | 28.0 |

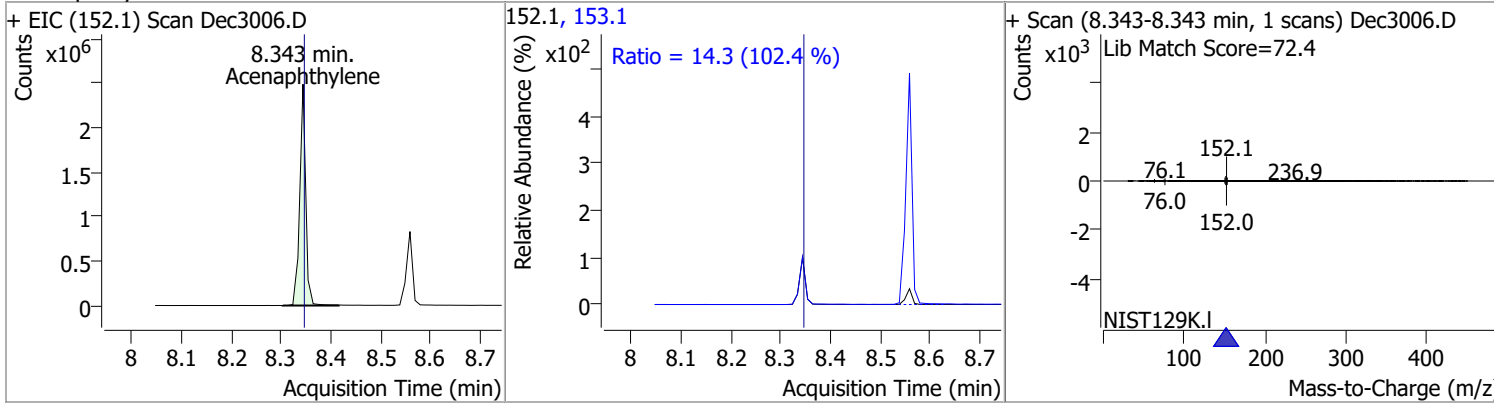


| Compound | Conc. | RT | Dev(Min) | Resp. | QIon | QRatio | Lower | Upper |
|--------------------|---------|------|----------|--------|------|--------|-------|-------|
| 2,6-Dinitrotoluene | 84.0802 | 8.32 | -0.01 | 132208 | 63.0 | 207.7 | 135.1 | 250.9 |
| | | | | | 89.0 | 70.5 | 47.4 | 88.1 |

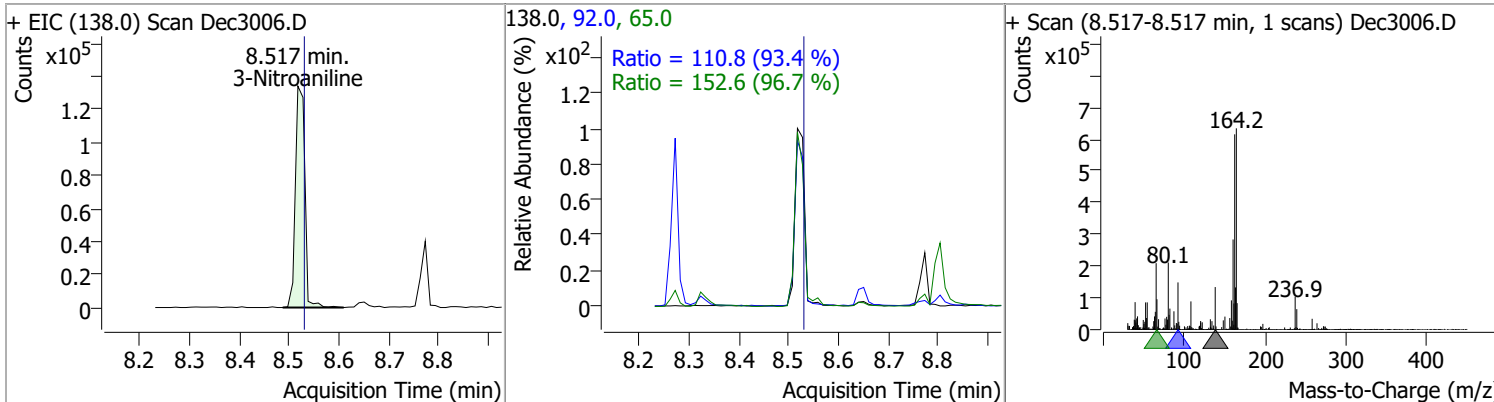


Quantitation Results Report (QT Reviewed)

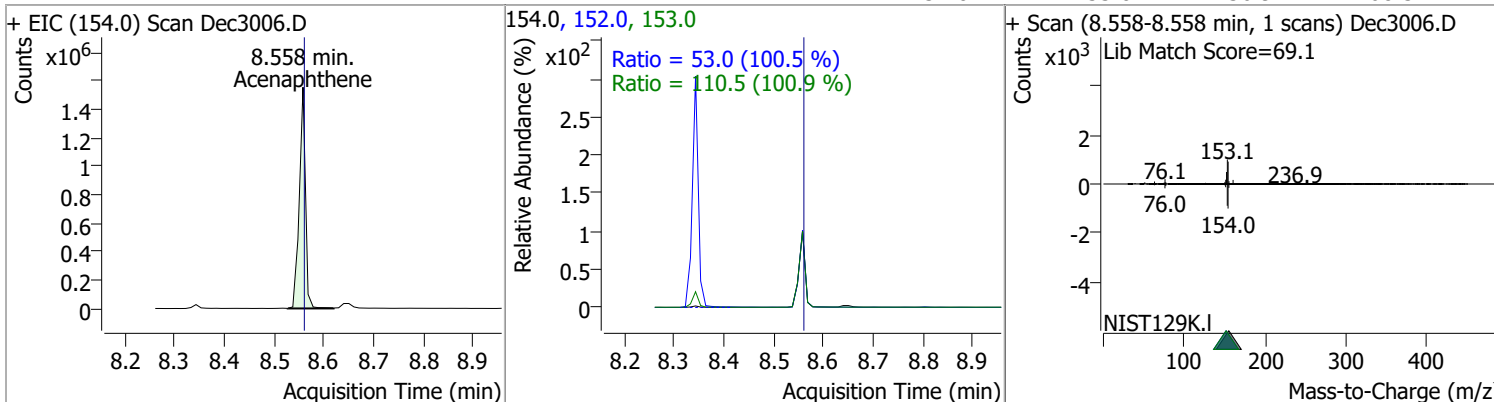
| Compound | Conc. | RT | Dev(Min) | Resp. | QIon | QRatio | Lower | Upper |
|----------------|---------|------|----------|---------|-------|--------|-------|-------|
| Acenaphthylene | 87.1254 | 8.34 | 0.00 | 2076571 | 153.1 | 14.3 | 9.8 | 18.1 |



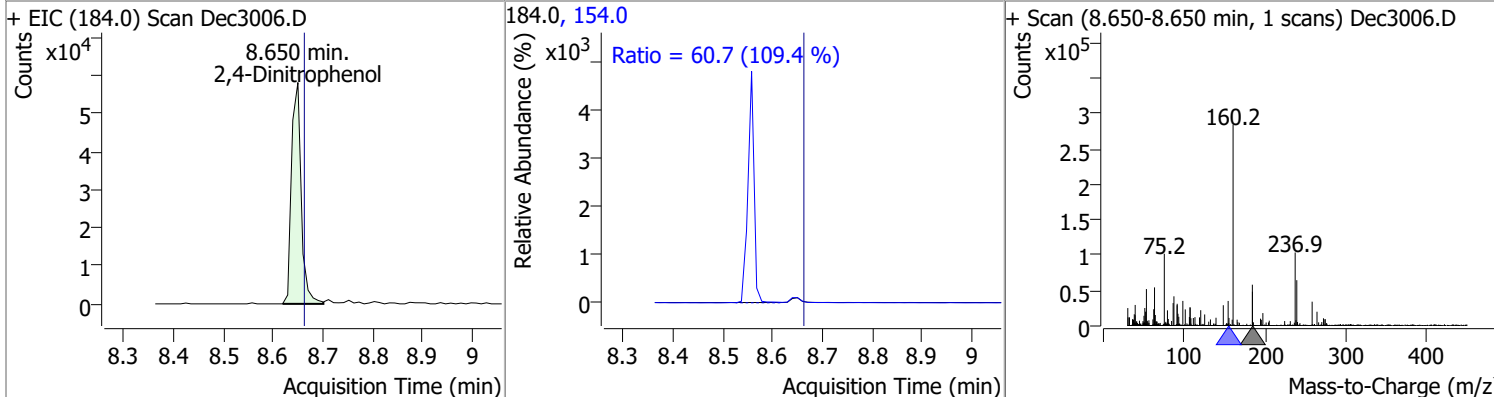
| Compound | Conc. | RT | Dev(Min) | Resp. | QIon | QRatio | Lower | Upper |
|----------------|---------|------|----------|--------|------|--------|-------|-------|
| 3-Nitroaniline | 93.0709 | 8.52 | -0.01 | 176550 | 65.0 | 152.6 | 110.4 | 205.1 |
| | | | | | 92.0 | 110.8 | 83.0 | 154.2 |



| Compound | Conc. | RT | Dev(Min) | Resp. | QIon | QRatio | Lower | Upper |
|--------------|---------|------|----------|---------|-------|--------|-------|-------|
| Acenaphthene | 98.0797 | 8.56 | 0.00 | 1334420 | 153.0 | 110.5 | 76.7 | 142.4 |
| | | | | | 152.0 | 53.0 | 36.9 | 68.5 |

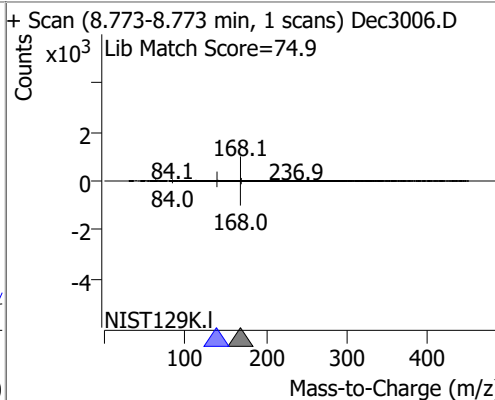
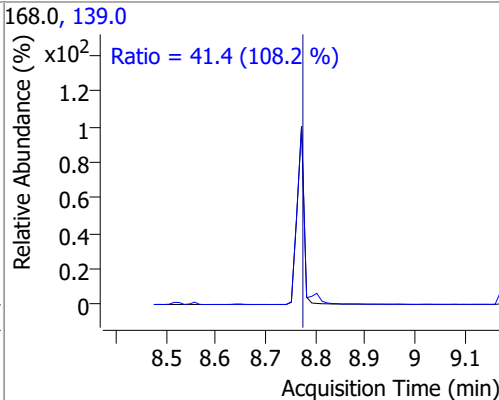
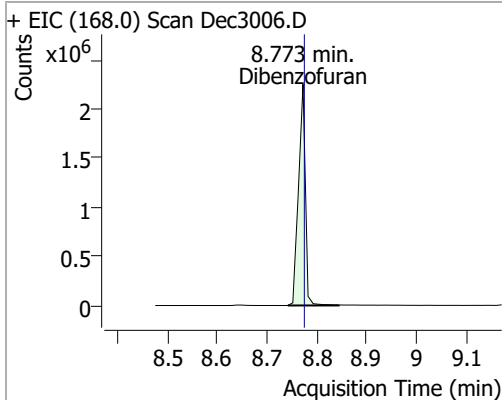


| Compound | Conc. | RT | Dev(Min) | Resp. | QIon | QRatio | Lower | Upper |
|-------------------|---------|------|----------|-------|-------|--------|-------|-------|
| 2,4-Dinitrophenol | 91.0780 | 8.65 | -0.01 | 78794 | 154.0 | 60.7 | 38.9 | 72.2 |

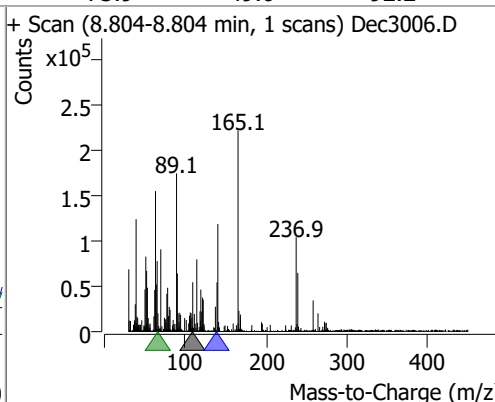
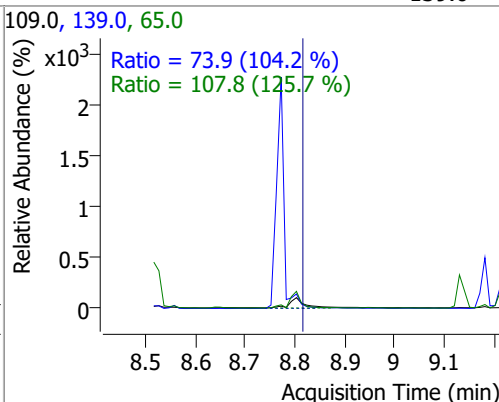
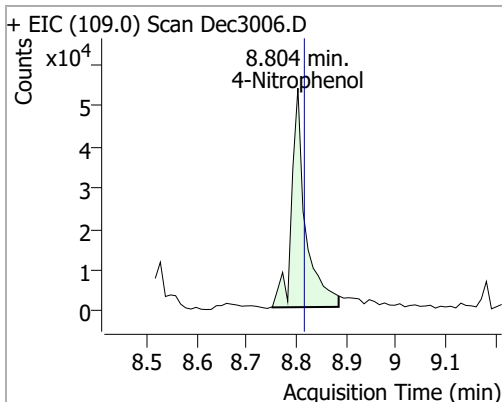


Quantitation Results Report (QT Reviewed)

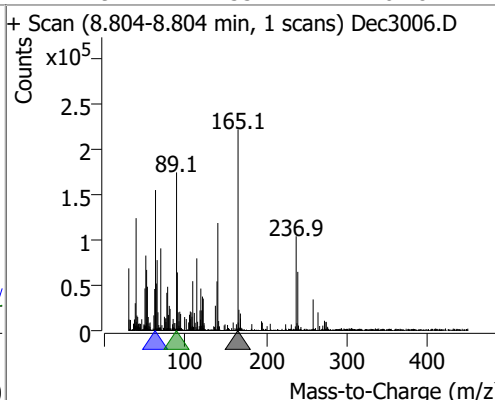
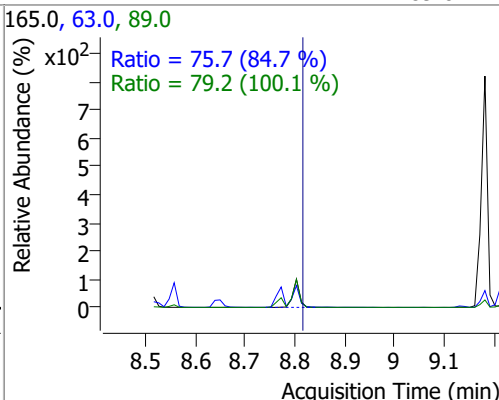
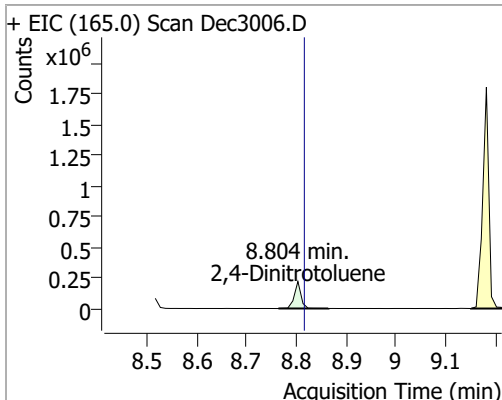
| Compound | Conc. | RT | Dev(Min) | Resp. | QIon | QRatio | Lower | Upper |
|--------------|---------|------|----------|---------|-------|--------|-------|-------|
| Dibenzofuran | 97.4271 | 8.77 | 0.00 | 2137338 | 139.0 | 41.4 | 26.8 | 49.7 |



| Compound | Conc. | RT | Dev(Min) | Resp. | QIon | QRatio | Lower | Upper |
|---------------|---------|------|----------|--------|-------|--------|-------|-------|
| 4-Nitrophenol | 44.6752 | 8.80 | -0.01 | 103995 | 65.0 | 107.8 | 60.1 | 111.5 |
| | | | | | 139.0 | 73.9 | 49.6 | 92.2 |

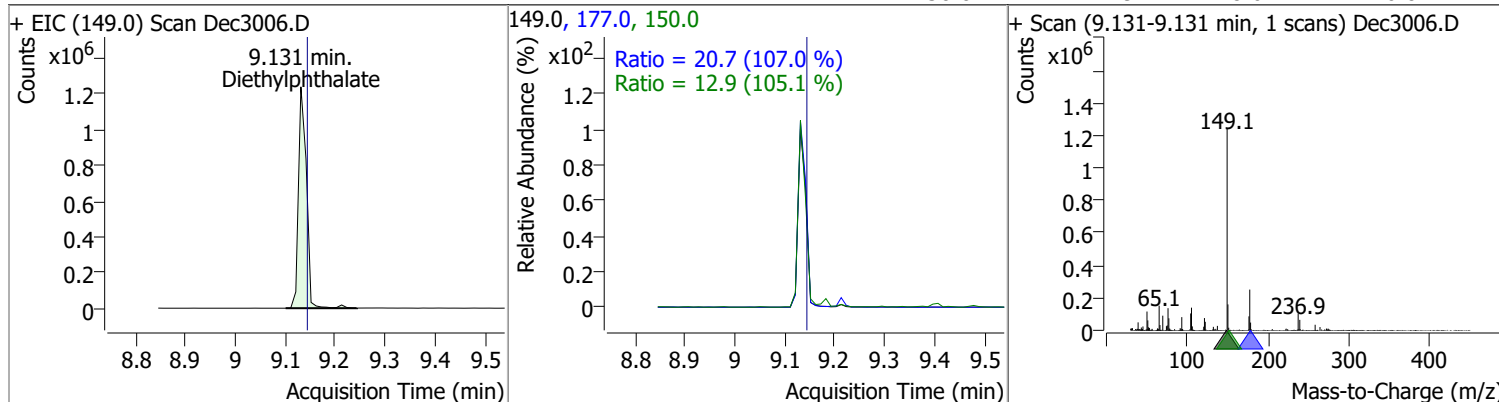


| Compound | Conc. | RT | Dev(Min) | Resp. | QIon | QRatio | Lower | Upper |
|--------------------|---------|------|----------|--------|------|--------|-------|-------|
| 2,4-Dinitrotoluene | 96.7791 | 8.80 | -0.01 | 202521 | 63.0 | 75.7 | 62.6 | 116.2 |
| | | | | | 89.0 | 79.2 | 55.4 | 102.8 |

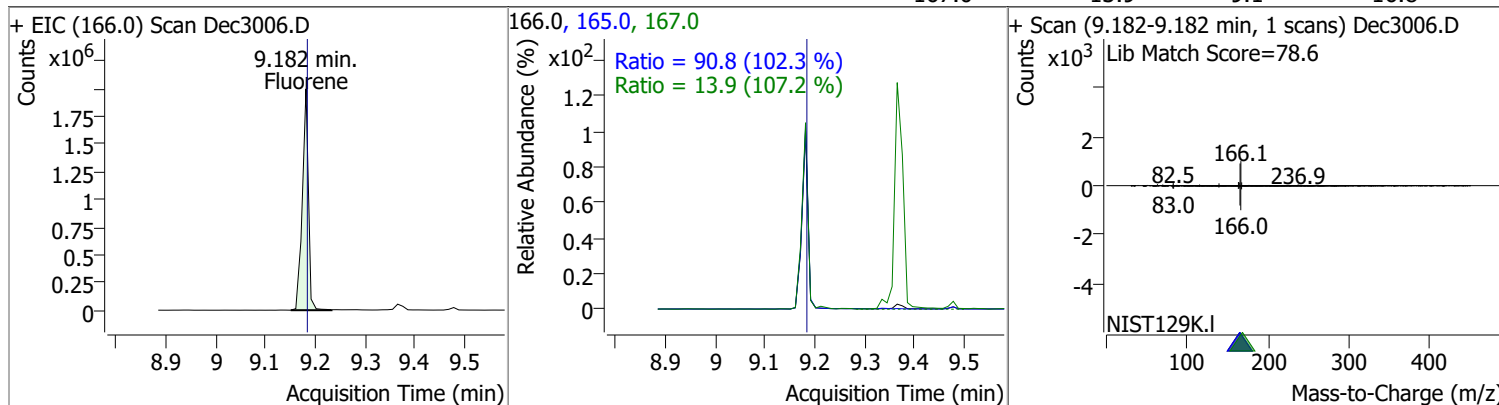


Quantitation Results Report (QT Reviewed)

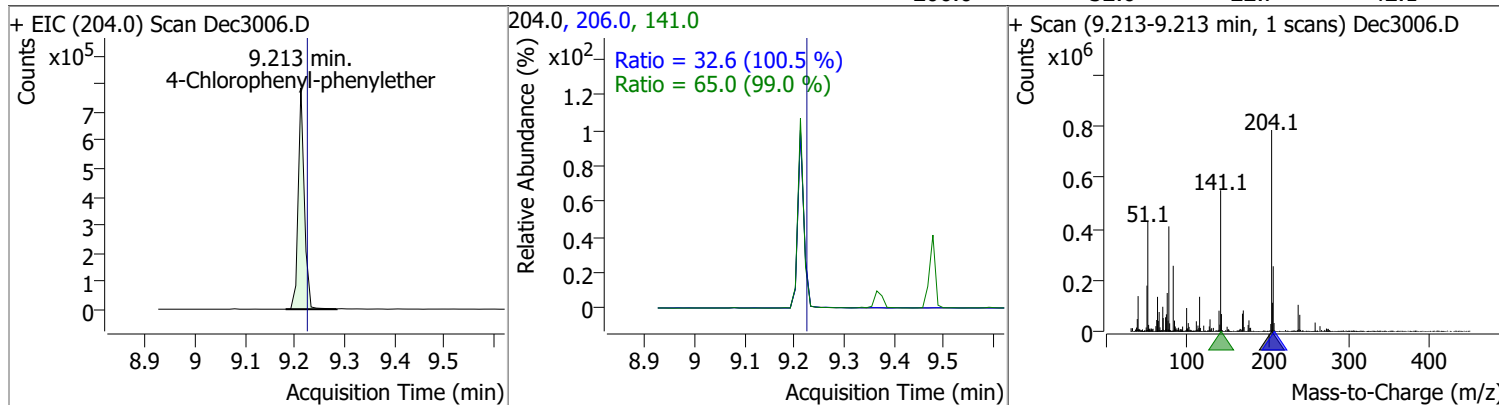
| Compound | Conc. | RT | Dev(Min) | Resp. | QIon | QRatio | Lower | Upper |
|------------------|---------|------|----------|---------|-------|--------|-------|-------|
| Diethylphthalate | 93.1048 | 9.13 | -0.01 | 1382788 | 177.0 | 20.7 | 13.6 | 25.2 |
| | | | | | 150.0 | 12.9 | 8.6 | 16.0 |



| Compound | Conc. | RT | Dev(Min) | Resp. | QIon | QRatio | Lower | Upper |
|----------|---------|------|----------|---------|-------|--------|-------|-------|
| Fluorene | 94.9162 | 9.18 | 0.00 | 1696916 | 165.0 | 90.8 | 62.2 | 115.4 |
| | | | | | 167.0 | 13.9 | 9.1 | 16.8 |

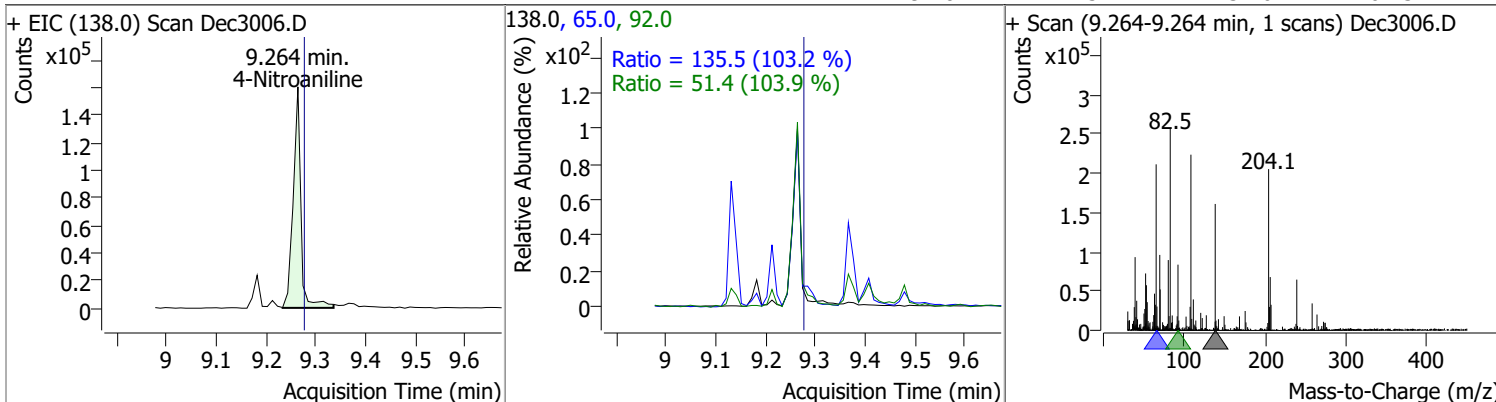


| Compound | Conc. | RT | Dev(Min) | Resp. | QIon | QRatio | Lower | Upper |
|----------------------------|---------|------|----------|--------|-------|--------|-------|-------|
| 4-Chlorophenyl-phenylether | 90.2082 | 9.21 | -0.01 | 672989 | 141.0 | 65.0 | 46.0 | 85.3 |
| | | | | | 206.0 | 32.6 | 22.7 | 42.1 |

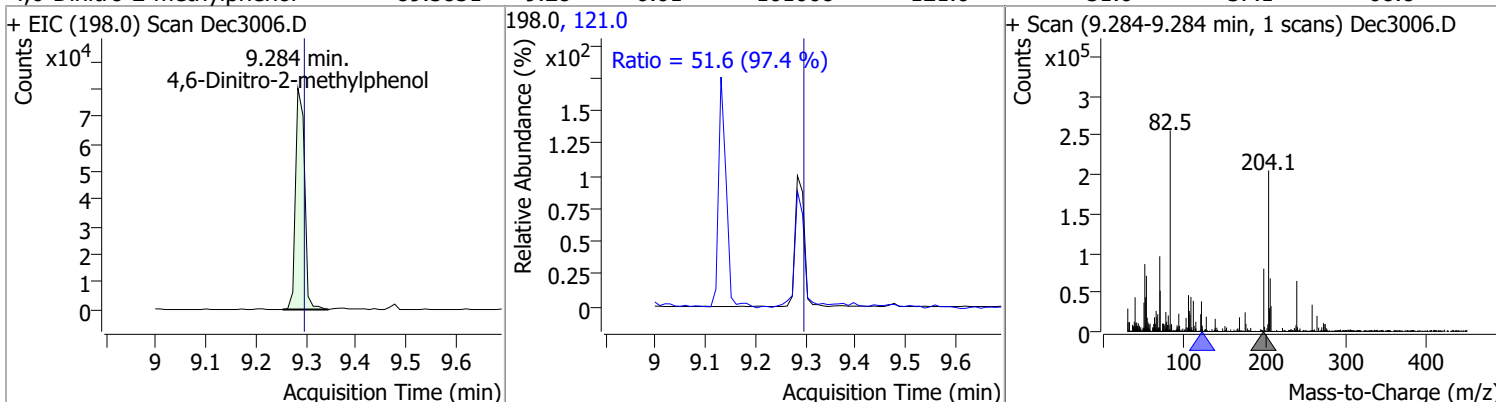


Quantitation Results Report (QT Reviewed)

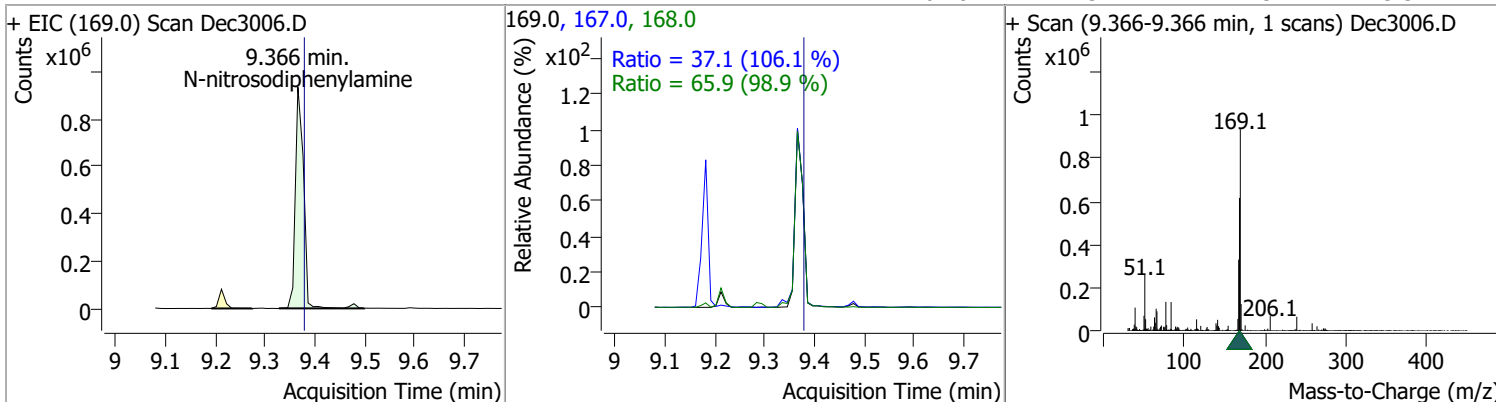
| Compound | Conc. | RT | Dev(Min) | Resp. | QIon | QRatio | Lower | Upper |
|----------------|---------|------|----------|--------|------|--------|-------|-------|
| 4-Nitroaniline | 90.7794 | 9.26 | -0.01 | 173089 | 65.0 | 135.5 | 91.9 | 170.7 |
| | | | | | 92.0 | 51.4 | 34.6 | 64.3 |



| Compound | Conc. | RT | Dev(Min) | Resp. | QIon | QRatio | Lower | Upper |
|----------------------------|---------|------|----------|--------|-------|--------|-------|-------|
| 4,6-Dinitro-2-methylphenol | 89.5851 | 9.28 | -0.01 | 101008 | 121.0 | 51.6 | 37.1 | 68.8 |

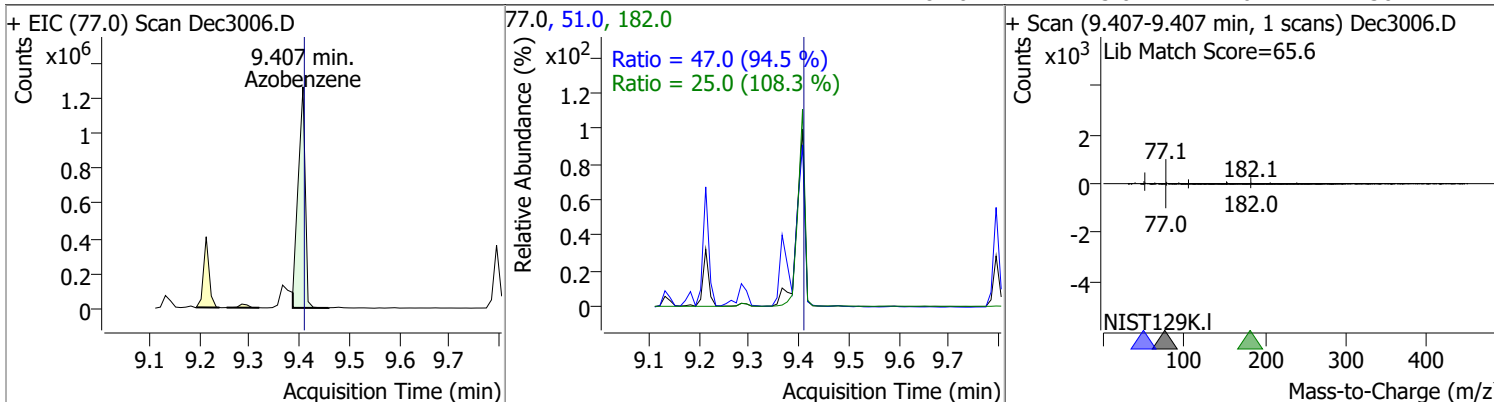


| Compound | Conc. | RT | Dev(Min) | Resp. | QIon | QRatio | Lower | Upper |
|------------------------|---------|------|----------|---------|-------|--------|-------|-------|
| N-nitrosodiphenylamine | 99.9541 | 9.37 | -0.01 | 1074419 | 168.0 | 65.9 | 46.6 | 86.6 |
| | | | | | 167.0 | 37.1 | 24.5 | 45.5 |

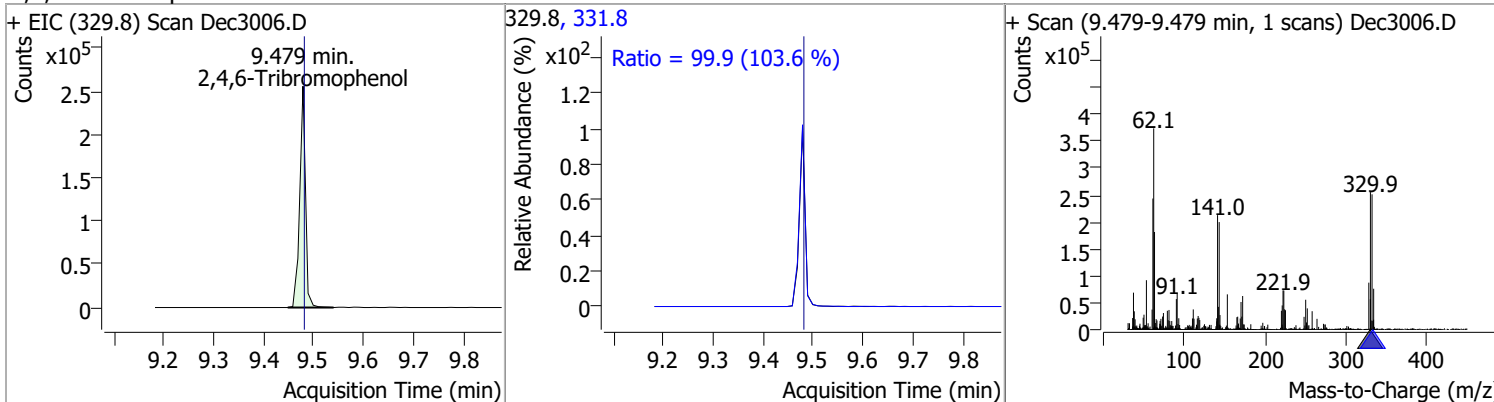


Quantitation Results Report (QT Reviewed)

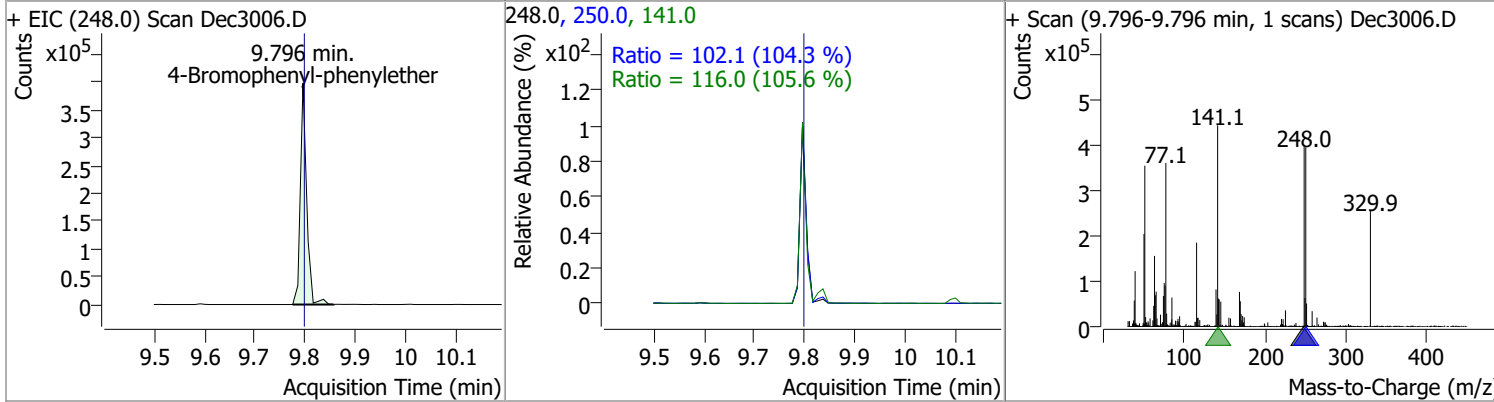
| Compound | Conc. | RT | Dev(Min) | Resp. | QIon | QRatio | Lower | Upper |
|------------|---------|------|----------|---------|-------|--------|-------|-------|
| Azobenzene | 86.0617 | 9.41 | 0.00 | 1256381 | 51.0 | 47.0 | 34.8 | 64.6 |
| | | | | | 182.0 | 25.0 | 16.2 | 30.1 |



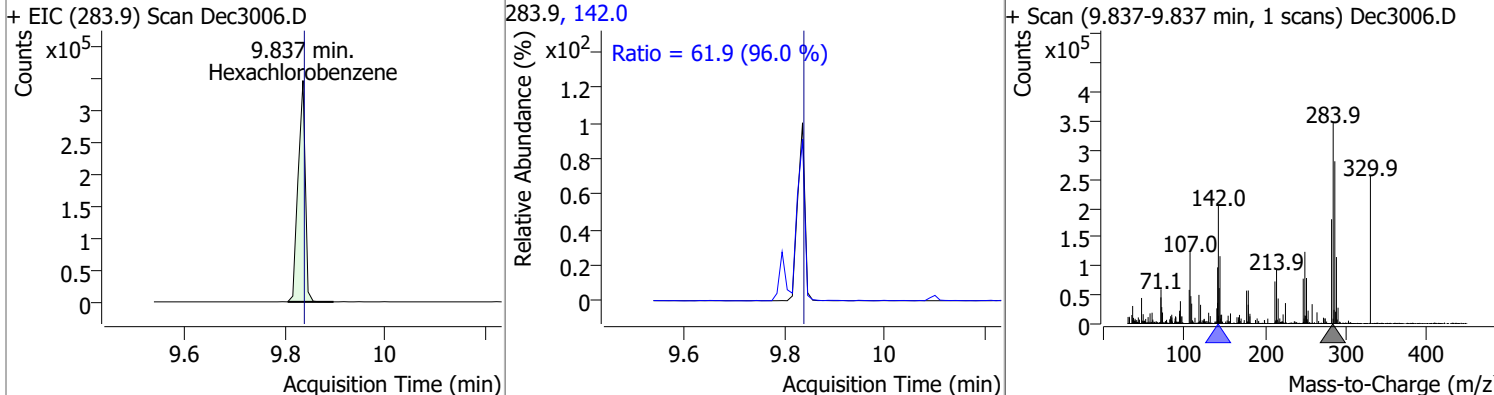
| Compound | Conc. | RT | Dev(Min) | Resp. | QIon | QRatio | Lower | Upper |
|----------------------|----------|------|----------|--------|-------|--------|-------|-------|
| 2,4,6-Tribromophenol | 217.3822 | 9.48 | 0.00 | 205430 | 331.8 | 99.9 | 67.5 | 125.3 |



| Compound | Conc. | RT | Dev(Min) | Resp. | QIon | QRatio | Lower | Upper |
|---------------------------|---------|------|----------|--------|-------|--------|-------|-------|
| 4-Bromophenyl-phenylether | 86.5800 | 9.80 | 0.00 | 346750 | 141.0 | 116.0 | 76.9 | 142.8 |
| | | | | | 250.0 | 102.1 | 68.5 | 127.2 |

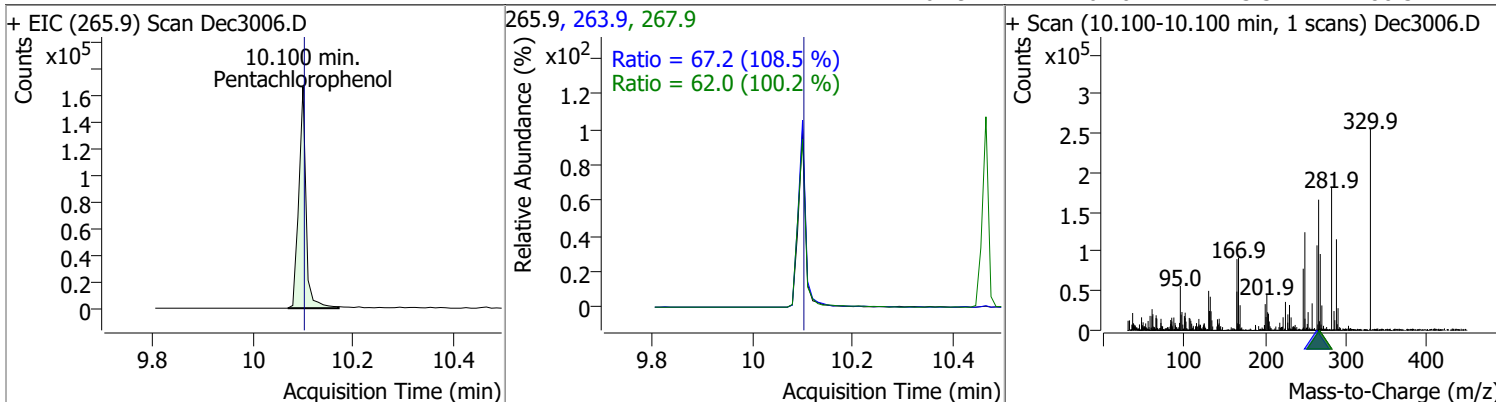


| Compound | Conc. | RT | Dev(Min) | Resp. | QIon | QRatio | Lower | Upper |
|-------------------|---------|------|----------|--------|-------|--------|-------|-------|
| Hexachlorobenzene | 92.0920 | 9.84 | 0.00 | 344372 | 142.0 | 61.9 | 45.2 | 83.9 |

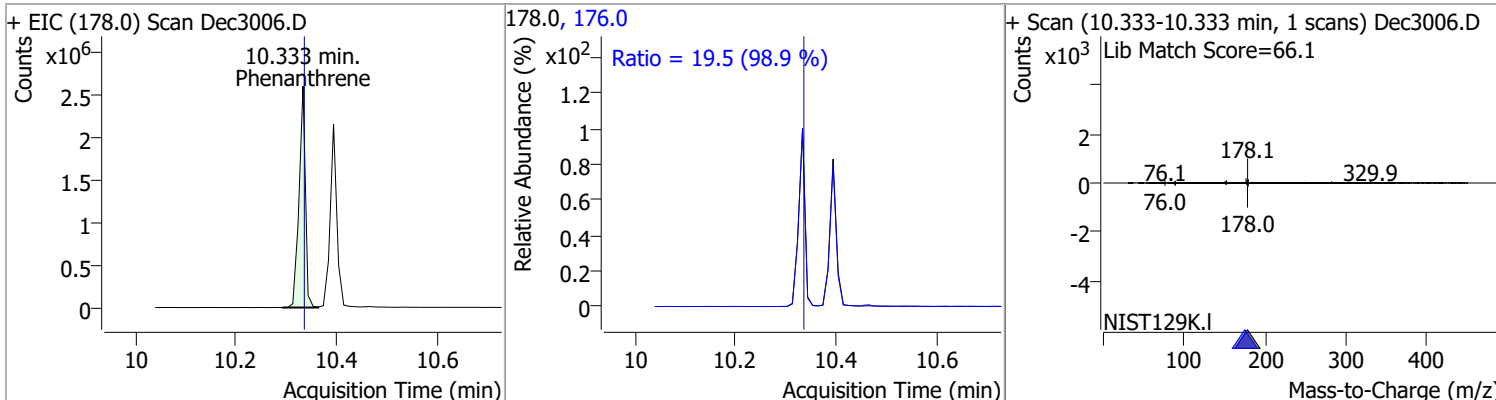


Quantitation Results Report (QT Reviewed)

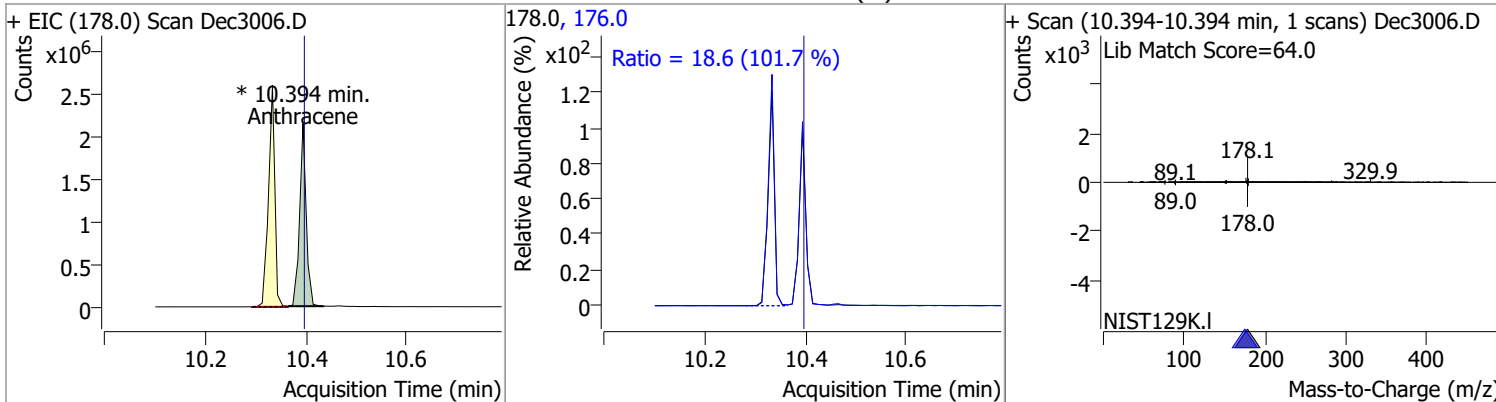
| Compound | Conc. | RT | Dev(Min) | Resp. | QIon | QRatio | Lower | Upper |
|-------------------|----------|-------|----------|--------|-------|--------|-------|-------|
| Pentachlorophenol | 112.2084 | 10.10 | 0.00 | 166334 | 263.9 | 67.2 | 43.4 | 80.6 |
| | | | | | 267.9 | 62.0 | 43.3 | 80.5 |



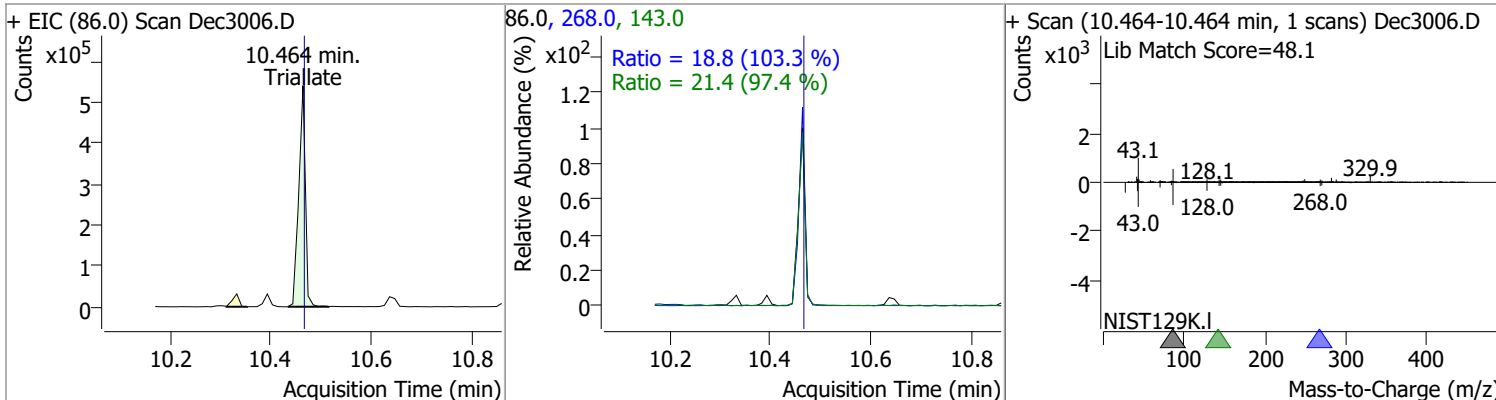
| Compound | Conc. | RT | Dev(Min) | Resp. | QIon | QRatio | Lower | Upper |
|--------------|---------|-------|----------|---------|-------|--------|-------|-------|
| Phenanthrene | 98.1550 | 10.33 | 0.00 | 2271550 | 176.0 | 19.5 | 13.8 | 25.6 |



| Compound | Conc. | RT | Dev(Min) | Resp. | QIon | QRatio | Lower | Upper |
|------------|---------|-------|----------|-------------|-------|--------|-------|-------|
| Anthracene | 87.7038 | 10.39 | 0.00 | 1949048 (m) | 176.0 | 18.6 | 12.8 | 23.8 |

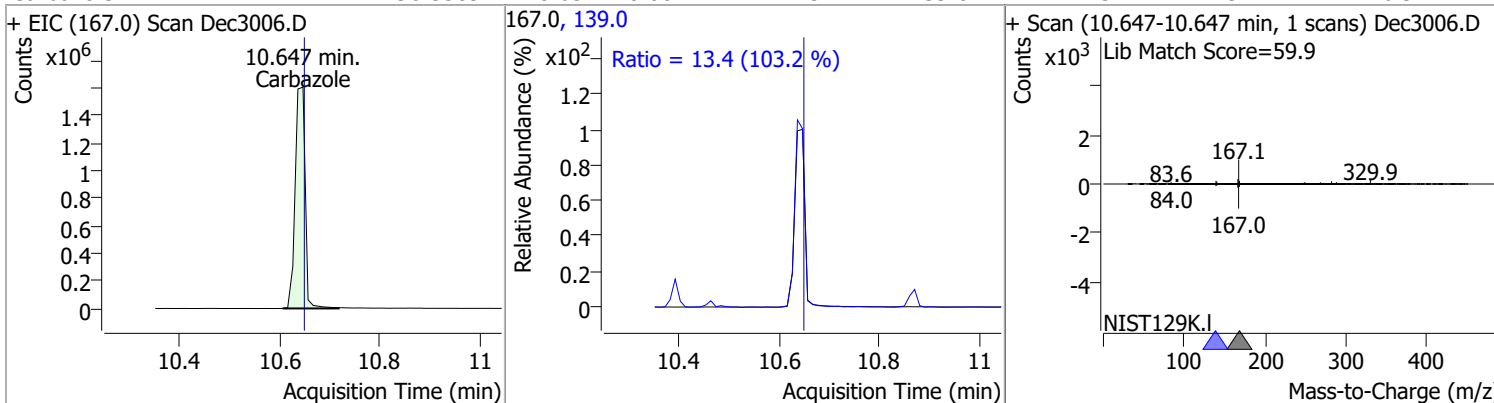


| Compound | Conc. | RT | Dev(Min) | Resp. | QIon | QRatio | Lower | Upper |
|-----------|----------|-------|----------|--------|-------|--------|-------|-------|
| Triallate | 103.5369 | 10.46 | 0.00 | 490311 | 143.0 | 21.4 | 15.4 | 28.6 |
| | | | | | 268.0 | 18.8 | 12.8 | 23.7 |

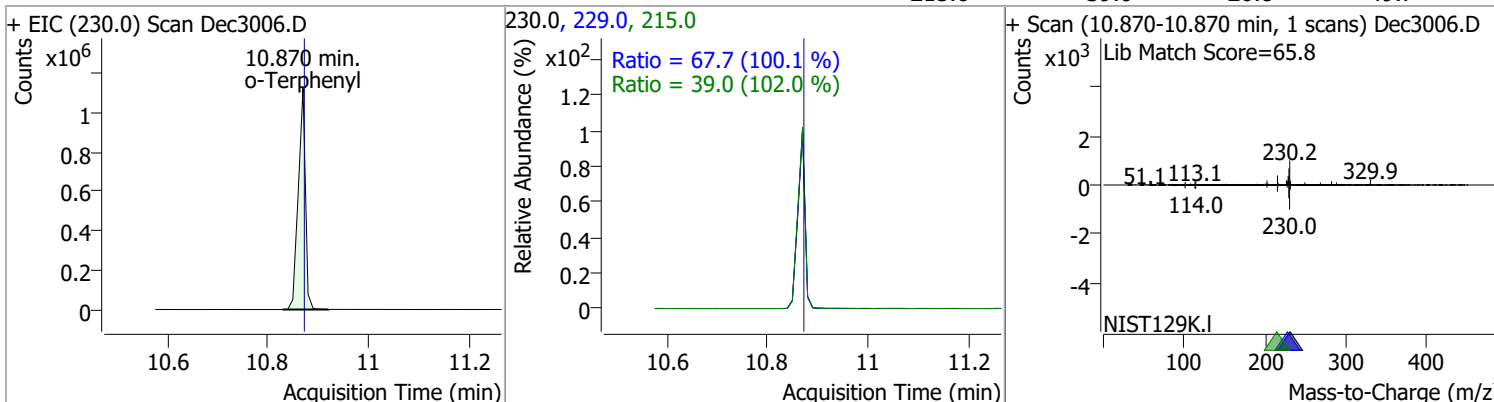


Quantitation Results Report (QT Reviewed)

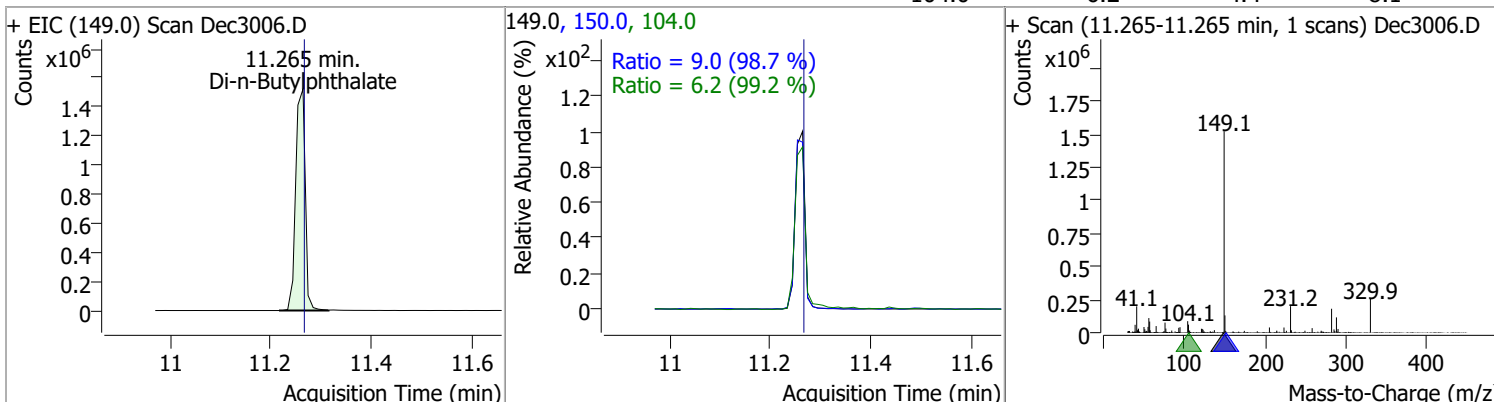
| Compound | Conc. | RT | Dev(Min) | Resp. | QIon | QRatio | Lower | Upper |
|-----------|---------|-------|----------|---------|-------|--------|-------|-------|
| Carbazole | 98.5309 | 10.65 | 0.00 | 2211314 | 139.0 | 13.4 | 9.1 | 16.9 |



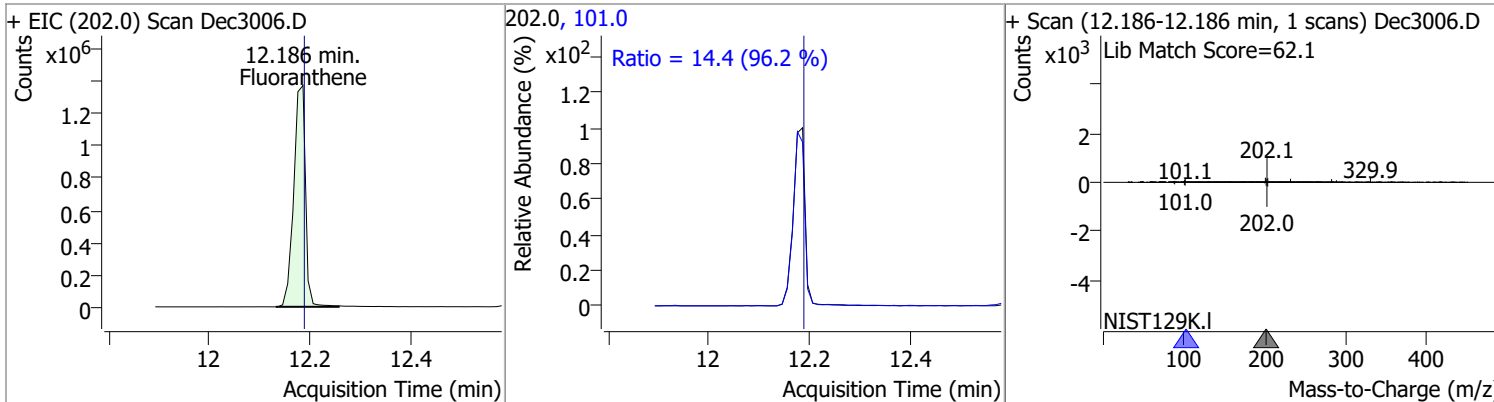
| Compound | Conc. | RT | Dev(Min) | Resp. | QIon | QRatio | Lower | Upper |
|-------------|---------|-------|----------|---------|-------|--------|-------|-------|
| o-Terphenyl | 98.0633 | 10.87 | 0.00 | 1109451 | 229.0 | 67.7 | 47.4 | 88.0 |
| | | | | | 215.0 | 39.0 | 26.8 | 49.7 |



| Compound | Conc. | RT | Dev(Min) | Resp. | QIon | QRatio | Lower | Upper |
|---------------------|---------|-------|----------|---------|-------|--------|-------|-------|
| Di-n-Butylphthalate | 99.2061 | 11.26 | 0.00 | 1999915 | 150.0 | 9.0 | 6.4 | 11.9 |
| | | | | | 104.0 | 6.2 | 4.4 | 8.1 |

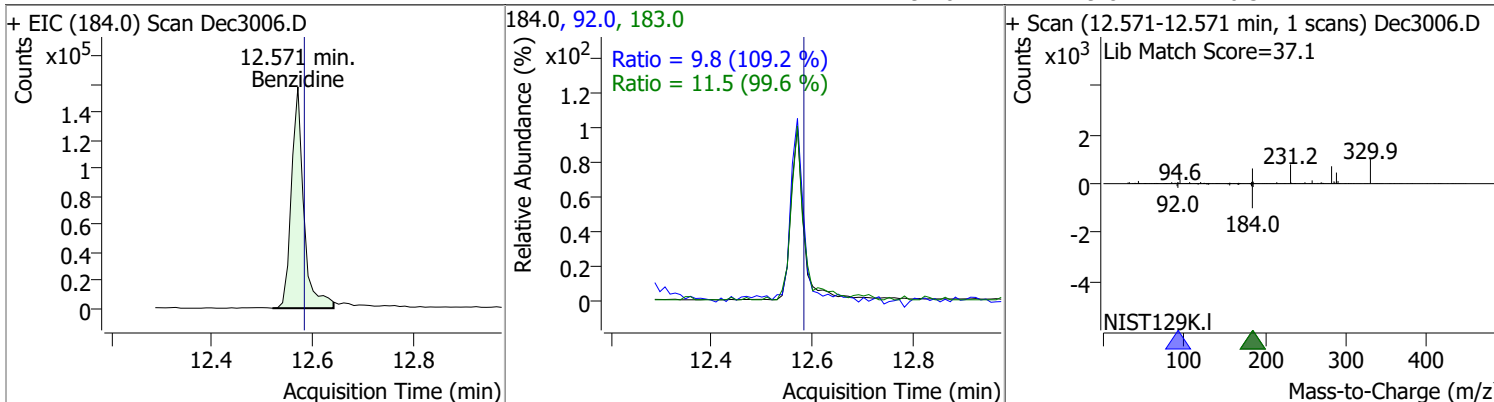


| Compound | Conc. | RT | Dev(Min) | Resp. | QIon | QRatio | Lower | Upper |
|--------------|---------|-------|----------|---------|-------|--------|-------|-------|
| Fluoranthene | 97.4778 | 12.19 | 0.00 | 2233760 | 101.0 | 14.4 | 10.5 | 19.5 |

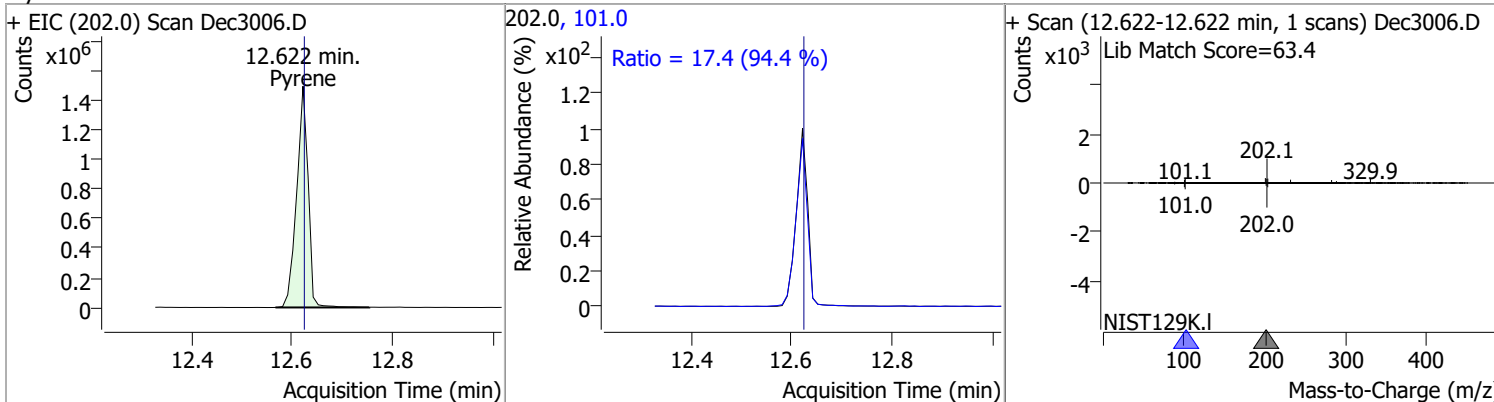


Quantitation Results Report (QT Reviewed)

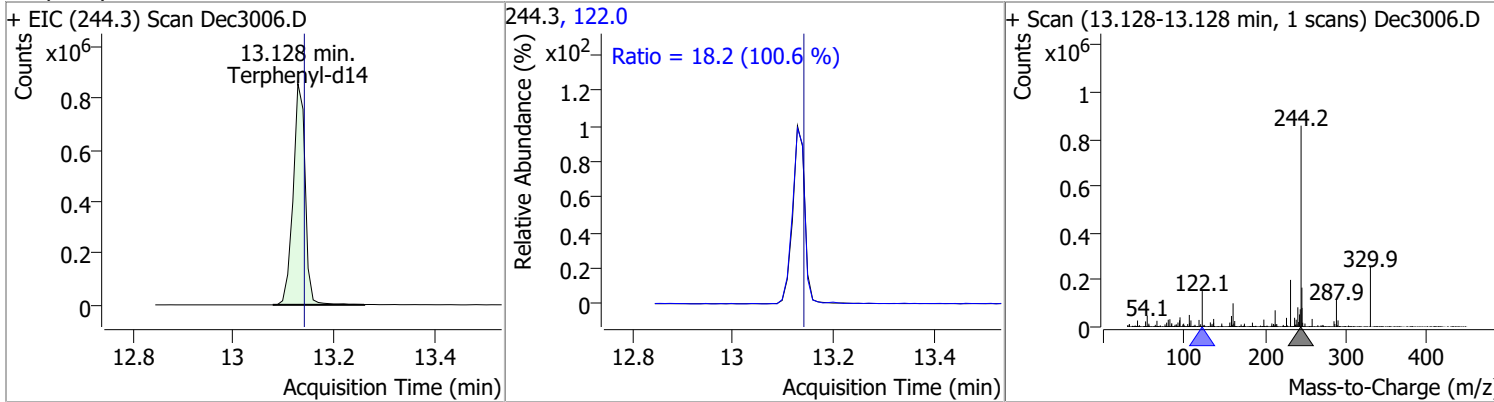
| Compound | Conc. | RT | Dev(Min) | Resp. | QIon | QRatio | Lower | Upper |
|-----------|---------|-------|----------|--------|-------|--------|-------|-------|
| Benzidine | 35.5219 | 12.57 | -0.01 | 269532 | 183.0 | 11.5 | 8.1 | 15.0 |
| | | | | | 92.0 | 9.8 | 6.3 | 11.7 |



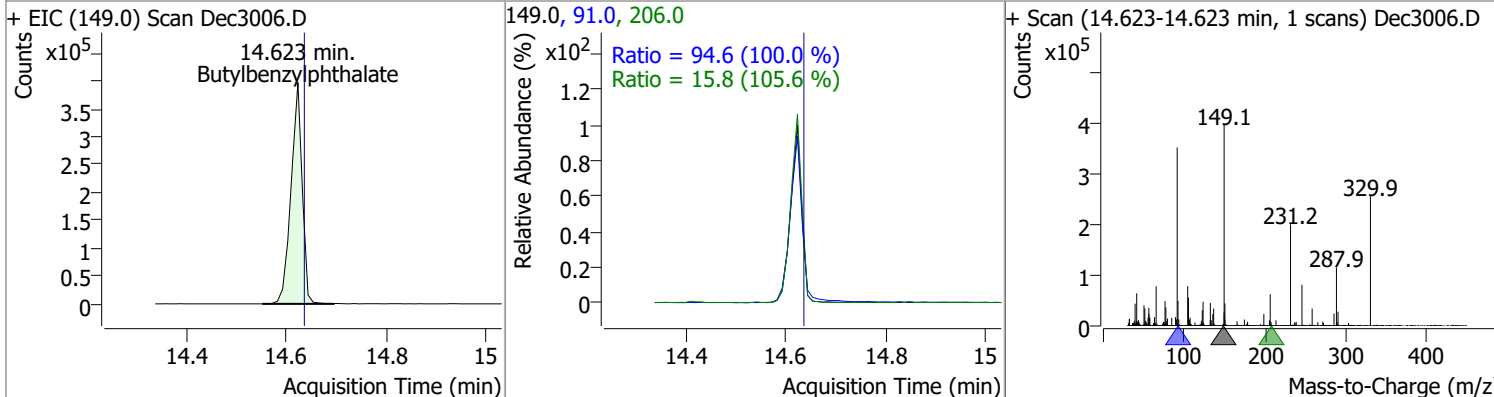
| Compound | Conc. | RT | Dev(Min) | Resp. | QIon | QRatio | Lower | Upper |
|----------|---------|-------|----------|---------|-------|--------|-------|-------|
| Pyrene | 95.2604 | 12.62 | 0.00 | 2360615 | 101.0 | 17.4 | 12.9 | 24.0 |



| Compound | Conc. | RT | Dev(Min) | Resp. | QIon | QRatio | Lower | Upper |
|---------------|---------|-------|----------|---------|-------|--------|-------|-------|
| Terphenyl-d14 | 96.6024 | 13.13 | -0.01 | 1426671 | 122.0 | 18.2 | 12.7 | 23.5 |

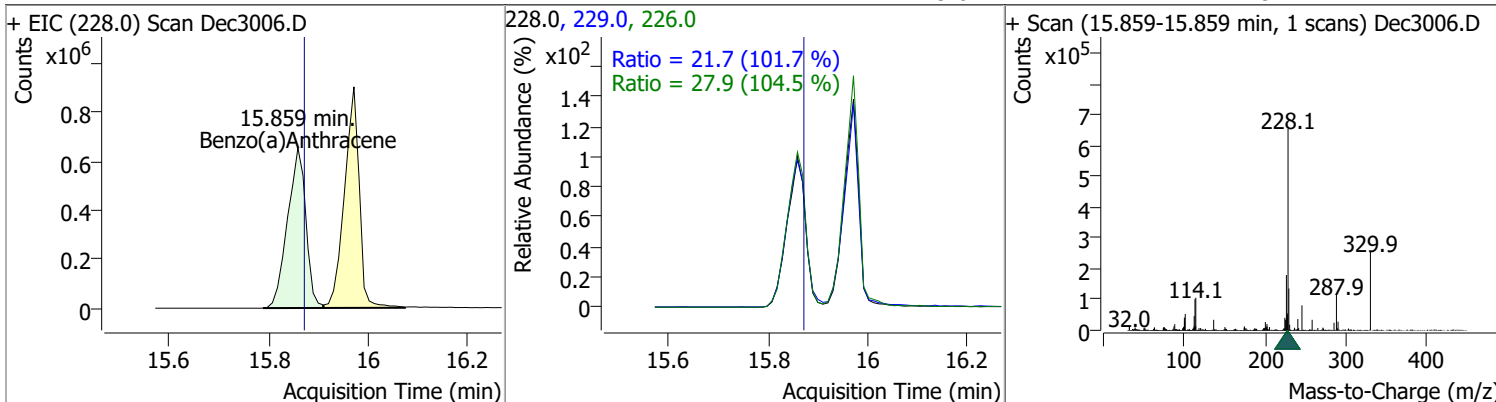


| Compound | Conc. | RT | Dev(Min) | Resp. | QIon | QRatio | Lower | Upper |
|----------------------|---------|-------|----------|--------|-------|--------|-------|-------|
| Butylbenzylphthalate | 97.2680 | 14.62 | -0.01 | 616818 | 91.0 | 94.6 | 66.2 | 123.0 |
| | | | | | 206.0 | 15.8 | 10.4 | 19.4 |

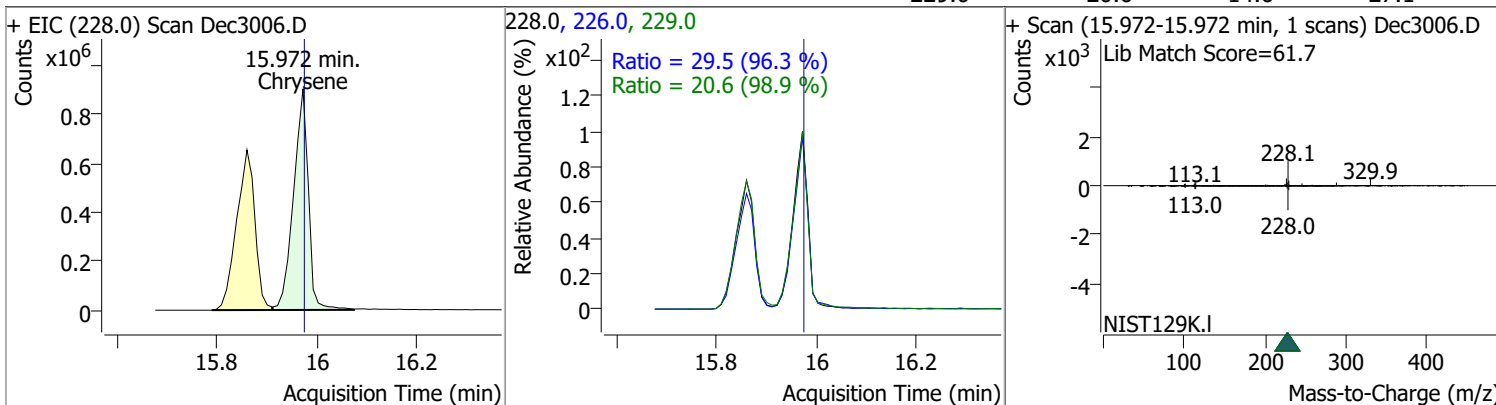


Quantitation Results Report (QT Reviewed)

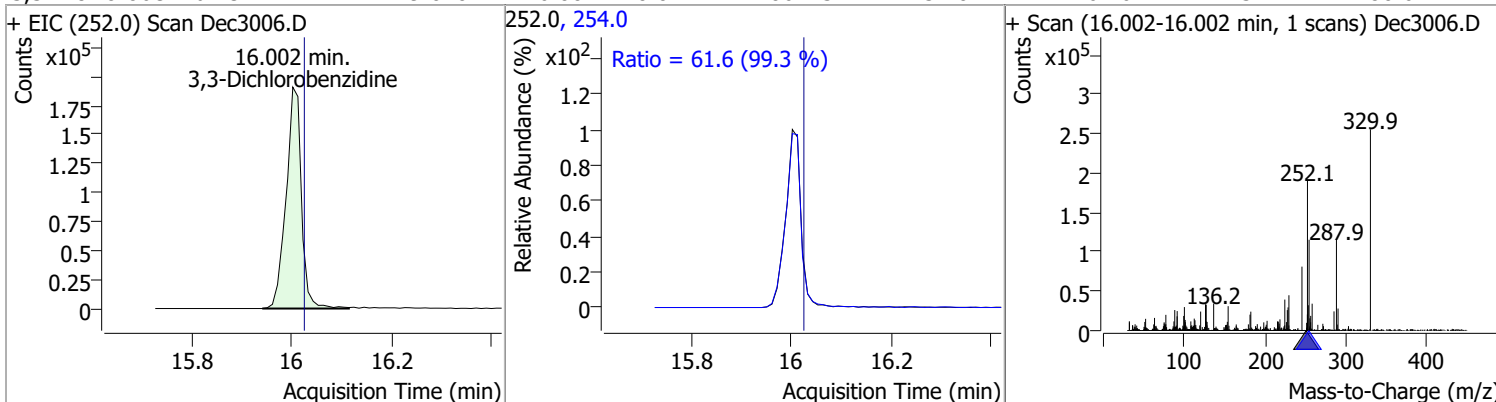
| Compound | Conc. | RT | Dev(Min) | Resp. | QIon | QRatio | Lower | Upper |
|--------------------|---------|-------|----------|---------|-------|--------|-------|-------|
| Benzo(a)Anthracene | 97.4827 | 15.86 | -0.01 | 1668373 | 226.0 | 27.9 | 18.7 | 34.7 |
| | | | | | 229.0 | 21.7 | 14.9 | 27.7 |



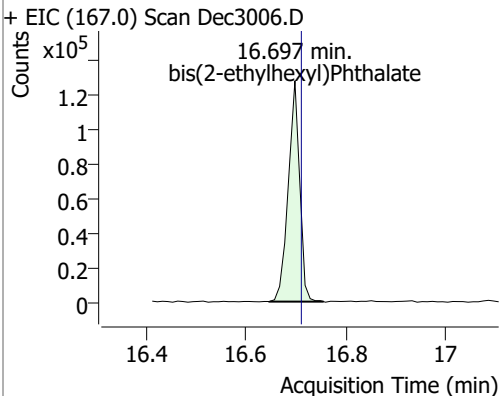
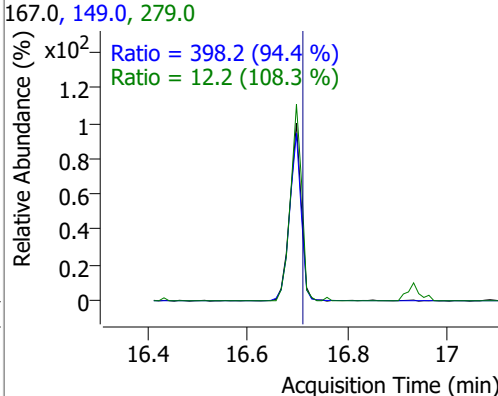
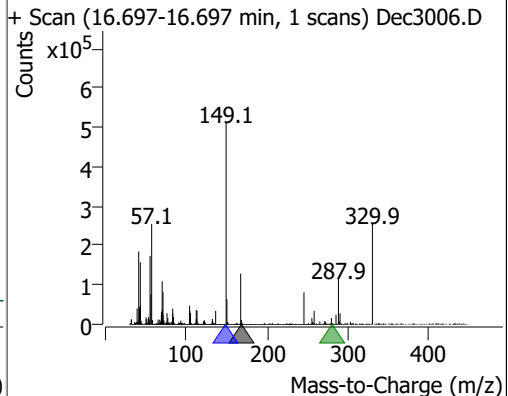
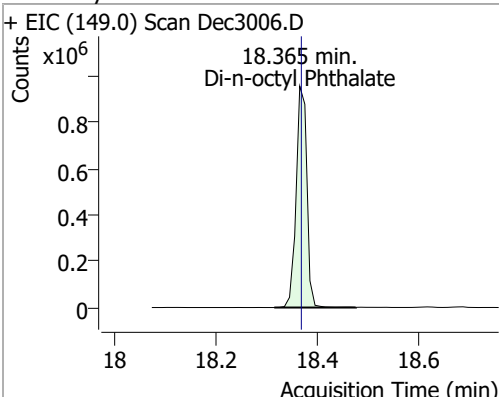
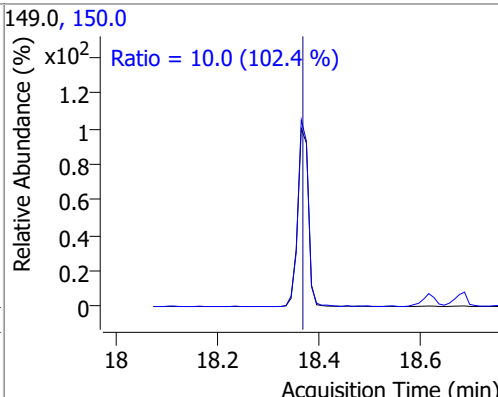
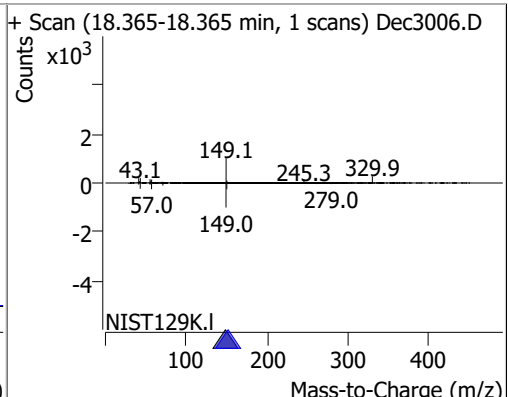
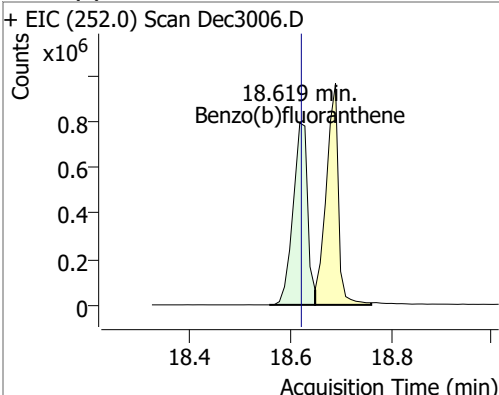
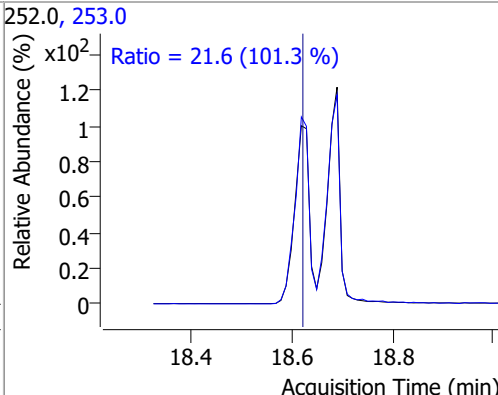
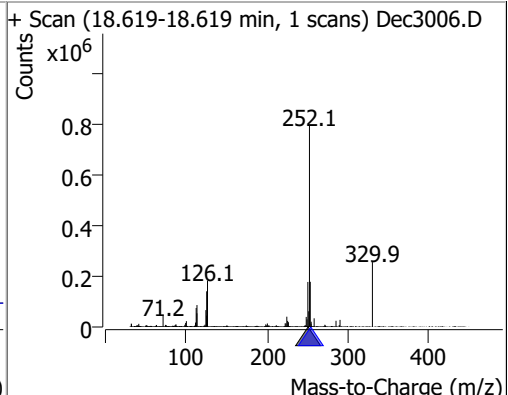
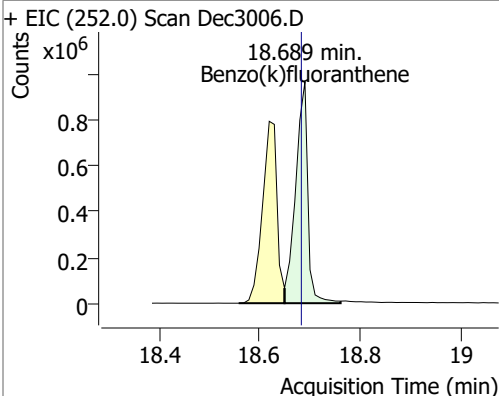
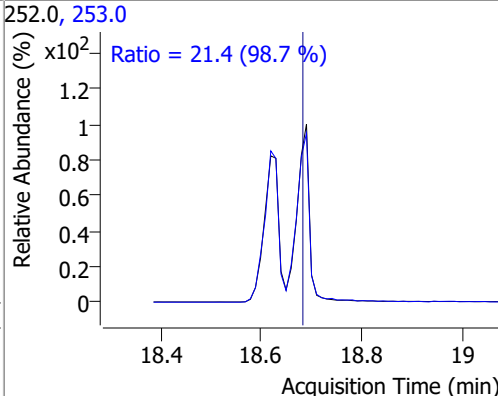
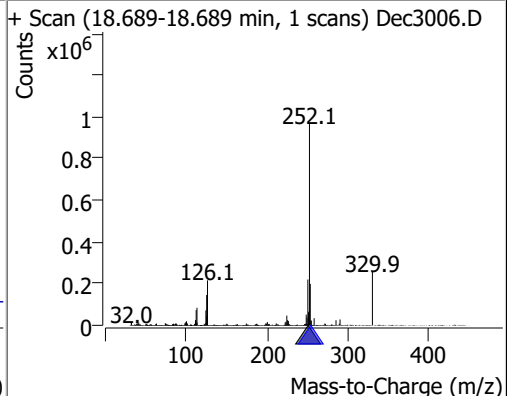
| Compound | Conc. | RT | Dev(Min) | Resp. | QIon | QRatio | Lower | Upper |
|----------|---------|-------|----------|---------|-------|--------|-------|-------|
| Chrysene | 95.6622 | 15.97 | 0.00 | 1870084 | 226.0 | 29.5 | 21.4 | 39.8 |
| | | | | | 229.0 | 20.6 | 14.6 | 27.1 |



| Compound | Conc. | RT | Dev(Min) | Resp. | QIon | QRatio | Lower | Upper |
|-----------------------|---------|-------|----------|--------|-------|--------|-------|-------|
| 3,3-Dichlorobenzidine | 79.0407 | 16.00 | -0.02 | 406713 | 254.0 | 61.6 | 43.4 | 80.6 |

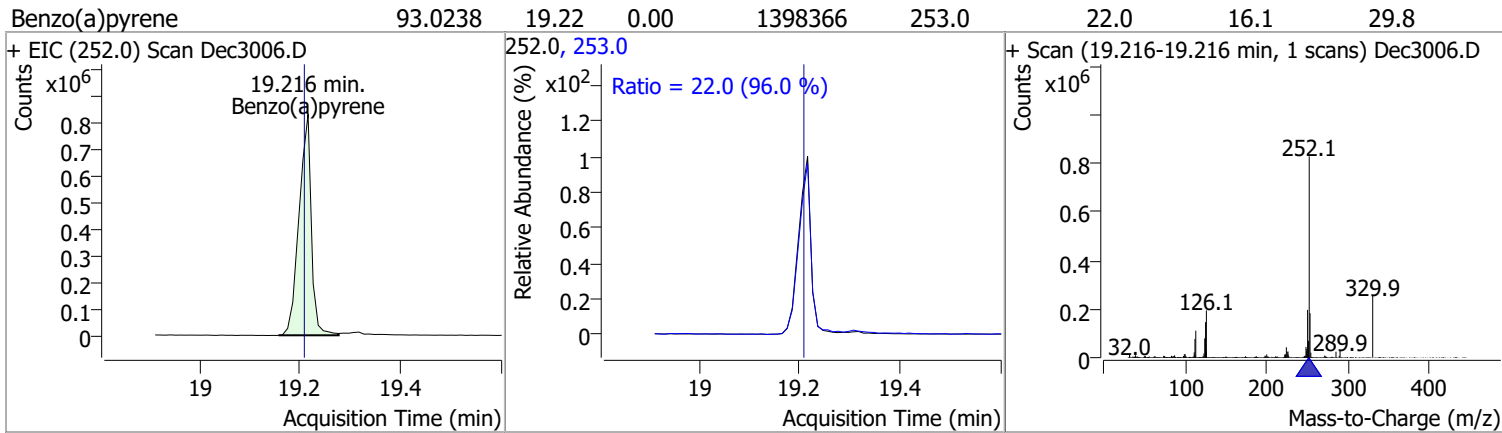


Quantitation Results Report (QT Reviewed)

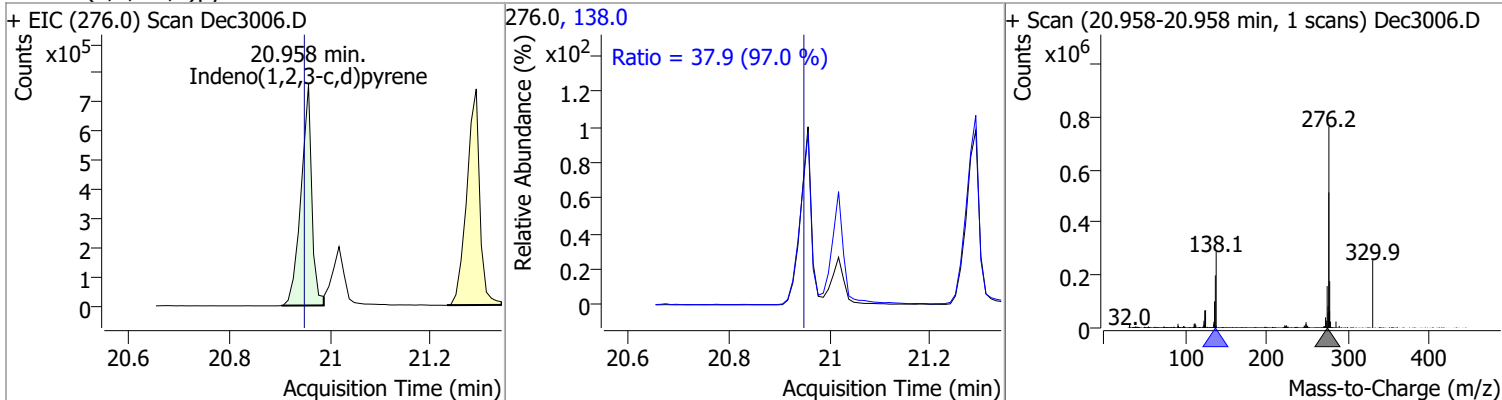
| Compound | Conc. | RT | Dev(Min) | Resp. | QIon | QRatio | Lower | Upper |
|--|----------|-------|--|---------|----------------|---|--------------|---------------|
| bis(2-ethylhexyl)Phthalate | 95.8983 | 16.70 | -0.01 | 204892 | 149.0 279.0 | 398.2 12.2 | 295.1 7.9 | 548.1 14.6 |
| + EIC (167.0) Scan Dec3006.D | | | 167.0, 149.0, 279.0 | | | + Scan (16.697-16.697 min, 1 scans) Dec3006.D | | |
|  | | |  | | |  | | |
| Di-n-octyl Phthalate | 94.6400 | 18.37 | -0.01 | 1419945 | 150.0 | 10.0 | 6.8 | 12.6 |
| + EIC (149.0) Scan Dec3006.D | | | 149.0, 150.0 | | | + Scan (18.365-18.365 min, 1 scans) Dec3006.D | | |
|  | | |  | | |  | | |
| Benzo(b)fluoranthene | 100.8321 | 18.62 | -0.01 | 1592302 | 253.0 | 21.6 | 15.0 | 27.8 |
| + EIC (252.0) Scan Dec3006.D | | | 252.0, 253.0 | | | + Scan (18.619-18.619 min, 1 scans) Dec3006.D | | |
|  | | |  | | |  | | |
| Benzo(k)fluoranthene | 94.7072 | 18.69 | 0.00 | 1622016 | 253.0 | 21.4 | 15.2 | 28.2 |
| + EIC (252.0) Scan Dec3006.D | | | 252.0, 253.0 | | | + Scan (18.689-18.689 min, 1 scans) Dec3006.D | | |
|  | | |  | | |  | | |

Quantitation Results Report (QT Reviewed)

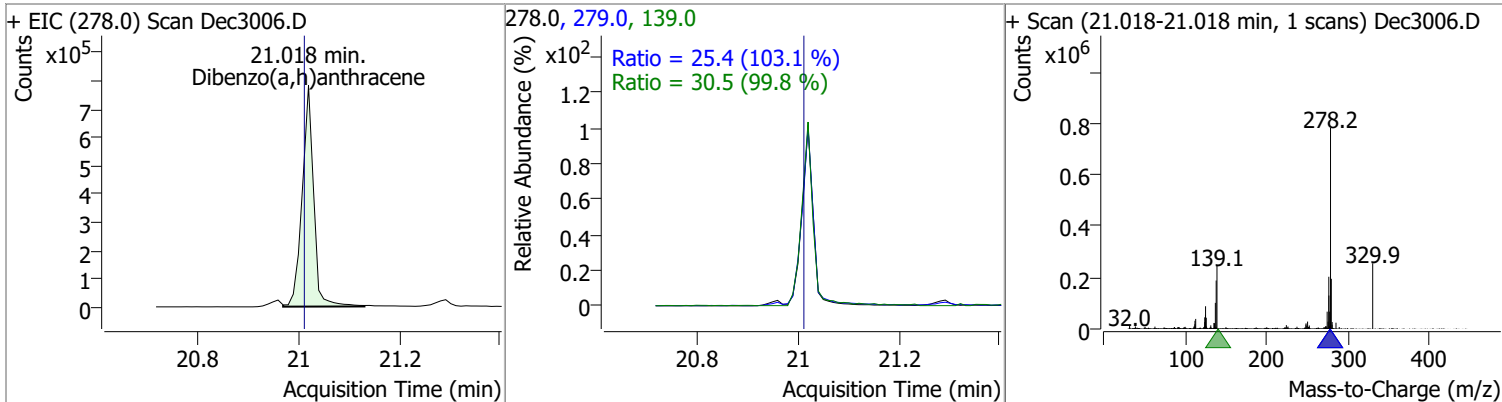
| Compound | Conc. | RT | Dev(Min) | Resp. | QIon | QRatio | Lower | Upper |
|----------|-------|----|----------|-------|------|--------|-------|-------|
|----------|-------|----|----------|-------|------|--------|-------|-------|



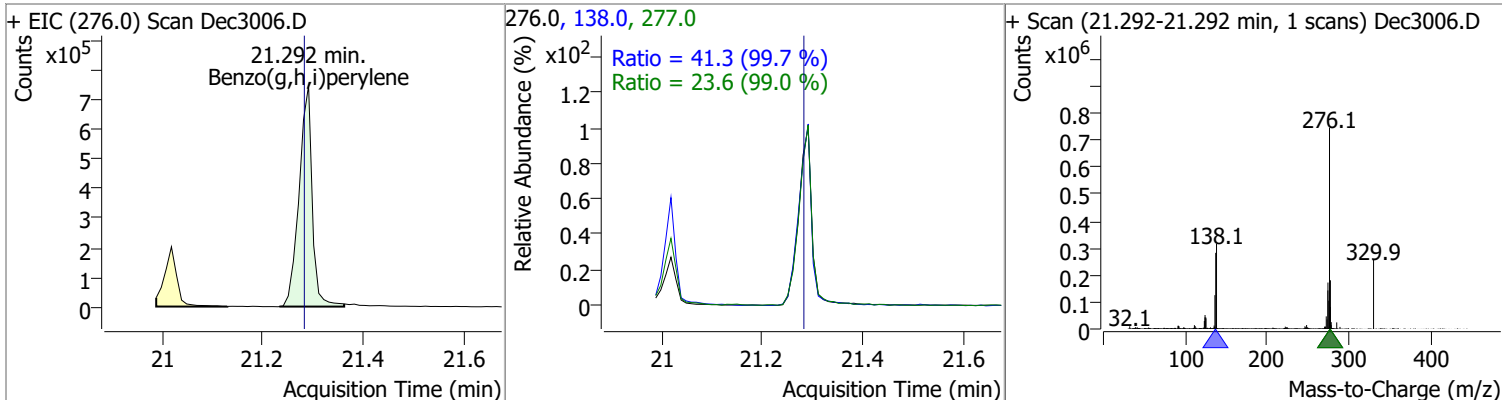
| Compound | Conc. | RT | Dev(Min) | Resp. | QIon | QRatio | Lower | Upper |
|----------|-------|----|----------|-------|------|--------|-------|-------|
|----------|-------|----|----------|-------|------|--------|-------|-------|



| Compound | Conc. | RT | Dev(Min) | Resp. | QIon | QRatio | Lower | Upper |
|----------|-------|----|----------|-------|------|--------|-------|-------|
|----------|-------|----|----------|-------|------|--------|-------|-------|

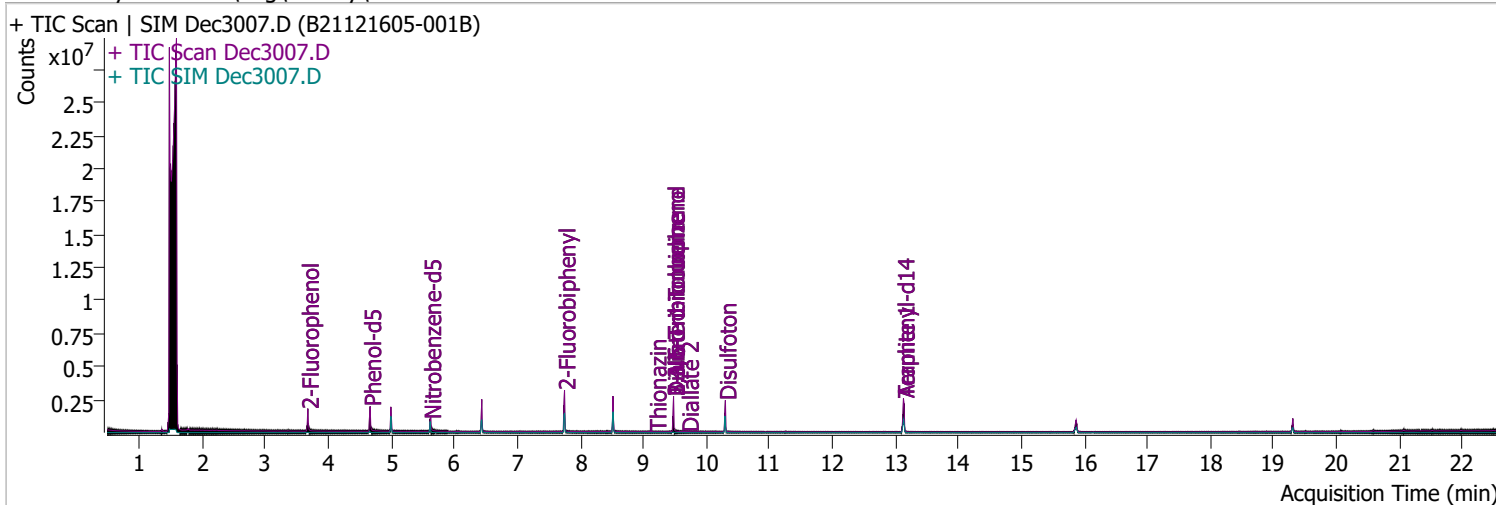


| Compound | Conc. | RT | Dev(Min) | Resp. | QIon | QRatio | Lower | Upper |
|----------|-------|----|----------|-------|------|--------|-------|-------|
|----------|-------|----|----------|-------|------|--------|-------|-------|



Quantitation Results Report (QT Reviewed)

| | | | |
|----------------|----------------------------|-------------------|------------------------|
| Data File | Dec3007.D | Operator | LIMS import |
| Acq. Method | BNA+SIM.M | Acq. Date-Time | 12/30/2021 3:24:07 PM |
| Sample Name | B21121605-001B | Instrument | Instrument #1 |
| Vial | 7 | Multiplier | 1.00 |
| DA Method File | 122821 bna 1 CAL.batch.bin | Comment | SVOC-8270-W |
| Tune File | dftppdsm.u | Tune Date | 11/24/2021 11:15:00 AM |
| Batch Name | 123021 bna 1.batch.bin | Last Calib Update | 1/3/2022 10:10:10 AM |
| Ref Library | D:\Org\Library\NIST129K.l | | |



| Compound | RT | QIon | Resp. | Conc. | Units | Dev(Min) |
|----------|----|------|-------|-------|-------|----------|
|----------|----|------|-------|-------|-------|----------|

Internal Standards

System Monitoring Compounds

| | | | | | | |
|------------------------|----------------------|-------|---------|-------------------|------|--------|
| S 2-Fluorophenol | 3.674 | 112.0 | 444147 | 62.3392 | µg/L | -0.031 |
| Spiked Amount: 200.000 | Range: 10.0 - 75.0% | | | Recovery = 31.17% | | |
| S Phenol-d5 | 4.664 | 99.0 | 617247 | 58.3548 | µg/L | -0.020 |
| Spiked Amount: 200.000 | Range: 10.0 - 65.0% | | | Recovery = 29.18% | | |
| S Nitrobenzene-d5 | 5.614 | 82.0 | 281814 | 54.5298 | µg/L | -0.010 |
| Spiked Amount: 100.000 | Range: 32.0 - 94.0% | | | Recovery = 54.53% | | |
| S 2-Fluorobiphenyl | 7.749 | 172.0 | 1101918 | 61.8122 | µg/L | 0.000 |
| Spiked Amount: 100.000 | Range: 28.0 - 107.0% | | | Recovery = 61.81% | | |
| S 2,4,6-Tribromophenol | 9.479 | 329.8 | 153437 | 171.2212 | µg/L | 0.000 |
| Spiked Amount: 200.000 | Range: 25.0 - 140.0% | | | Recovery = 85.61% | | |
| S Terphenyl-d14 | 13.128 | 244.3 | 1279629 | 91.1441 | µg/L | -0.010 |
| Spiked Amount: 100.000 | Range: 32.0 - 122.0% | | | Recovery = 91.14% | | |

Target Compounds

| Target Compound | RT | QIon | Resp. | Conc. | Units | Dev | QValue |
|-------------------------------|-------|------|-------|-------|-------|-----|--------|
| T N-Nitrosodimethylamine | 0.000 | | 0 | N.D. | | | |
| T Pyridine | 0.000 | | 0 | N.D. | | | |
| T Aniline | 0.000 | | 0 | N.D. | | | |
| T Phenol | 0.000 | | 0 | N.D. | | | |
| T bis(-2-Chloroethyl)Ether | 0.000 | | 0 | N.D. | | | |
| T 2-Chlorophenol | 0.000 | | 0 | N.D. | | | |
| T 1,3-Dichlorobenzene | 0.000 | | 0 | N.D. | | | |
| T 1,4-Dichlorobenzene | 0.000 | | 0 | N.D. | | | |
| T 1,2-Dichlorobenzene | 0.000 | | 0 | N.D. | | | |
| T Benzyl Alcohol | 0.000 | | 0 | N.D. | | | |
| T bis(2-chloroisopropyl)Ether | 0.000 | | 0 | N.D. | | | |
| T 2-Methylphenol | 0.000 | | 0 | N.D. | | | |
| T N-nitroso-Di-n-propylamine | 5.624 | 70.0 | 0 | | µg/L | md | 1 |
| T 4Methylphenol/3Methylphenol | 0.000 | | 0 | N.D. | | | |
| T Hexachloroethane | 0.000 | | 0 | N.D. | | | |

Quantitation Results Report (QT Reviewed)

| Compound | RT | QIon | Resp. | Conc. | Units | Dev(Min) |
|-------------------------------|-------|-------|-------|-------|-------|----------|
| T Nitrobenzene | 0.000 | | 0 | N.D. | | |
| T Isophorone | 0.000 | | 0 | N.D. | | |
| T 2-Nitrophenol | 0.000 | | 0 | N.D. | | |
| T 2,4-Dimethylphenol | 0.000 | | 0 | N.D. | | |
| T bis(-2-Chloroethoxy)Methane | 0.000 | | 0 | N.D. | | |
| T Benzoic Acid | 0.000 | | 0 | N.D. | | |
| T 2,4-Dichlorophenol | 0.000 | | 0 | N.D. | | |
| T 1,2,4-Trichlorobenzene | 0.000 | | 0 | N.D. | | |
| T Naphthalene | 0.000 | | 0 | N.D. | | |
| T 4-Chlorophenol | 0.000 | | 0 | N.D. | | |
| T p-Chloroaniline | 0.000 | | 0 | N.D. | | |
| T Hexachlorobutadiene | 0.000 | | 0 | N.D. | | |
| T 4-Chloro-2-Methylphenol | 0.000 | | 0 | N.D. | | |
| T 4-Chloro-3-Methylphenol | 0.000 | | 0 | N.D. | | |
| T 2-Methylnaphthalene | 0.000 | | 0 | N.D. | | |
| T 1-Methylnaphthalene | 0.000 | | 0 | N.D. | | |
| T Hexachlorocyclopentadiene | 0.000 | | 0 | N.D. | | |
| T 2,4,6-Trichlorophenol | 0.000 | | 0 | N.D. | | |
| T 2,4,5-Trichlorophenol | 0.000 | | 0 | N.D. | | |
| T 2-Chloronaphthalene | 0.000 | | 0 | N.D. | | |
| T 2-Nitroaniline | 0.000 | | 0 | N.D. | | |
| T Dimethyl Phthalate | 8.517 | 163.0 | 0 | | µg/L | md |
| T 2,6-Dinitrotoluene | 8.517 | 165.0 | 0 | | µg/L | md |
| T Acenaphthylene | 0.000 | | 0 | N.D. | | |
| T 3-Nitroaniline | 0.000 | | 0 | N.D. | | |
| T Acenaphthene | 0.000 | | 0 | N.D. | | |
| T 2,4-Dinitrophenol | 0.000 | | 0 | N.D. | | |
| T Dibenzofuran | 0.000 | | 0 | N.D. | | |
| T 4-Nitrophenol | 0.000 | | 0 | N.D. | | |
| T 2,4-Dinitrotoluene | 0.000 | | 0 | N.D. | | |
| T Diethylphthalate | 0.000 | | 0 | N.D. | | |
| T Fluorene | 0.000 | | 0 | N.D. | | |
| T 4-Chlorophenyl-phenylether | 0.000 | | 0 | N.D. | | |
| T 4-Nitroaniline | 0.000 | | 0 | N.D. | | |
| T 4,6-Dinitro-2-methylphenol | 0.000 | | 0 | N.D. | | |
| T N-nitrosodiphenylamine | 0.000 | | 0 | N.D. | | |
| T Azobenzene | 0.000 | | 0 | N.D. | | |
| T 4-Bromophenyl-phenylether | 0.000 | | 0 | N.D. | | |
| T Hexachlorobenzene | 0.000 | | 0 | N.D. | | |
| T Pentachlorophenol | 0.000 | | 0 | N.D. | | |
| T Phenanthrene | 0.000 | | 0 | N.D. | | |
| T Anthracene | 0.000 | | 0 | N.D. | | |
| T Triallate | 0.000 | | 0 | N.D. | | |
| T Carbazole | 0.000 | | 0 | N.D. | | |
| T o-Terphenyl | 0.000 | | 0 | N.D. | | |
| T Di-n-Butylphthalate | 0.000 | | 0 | N.D. | | |
| T Fluoranthene | 0.000 | | 0 | N.D. | | |
| T Benzidine | 0.000 | | 0 | N.D. | | |
| T Pyrene | 0.000 | | 0 | N.D. | | |
| T Butylbenzylphthalate | 0.000 | | 0 | N.D. | | |
| T Benzo(a)Anthracene | 0.000 | | 0 | N.D. | | |
| T Chrysene | 0.000 | | 0 | N.D. | | |
| T 3,3-Dichlorobenzidine | 0.000 | | 0 | N.D. | | |
| T bis(2-ethylhexyl)Phthalate | 0.000 | | 0 | N.D. | | |
| T Di-n-octyl Phthalate | 0.000 | | 0 | N.D. | | |

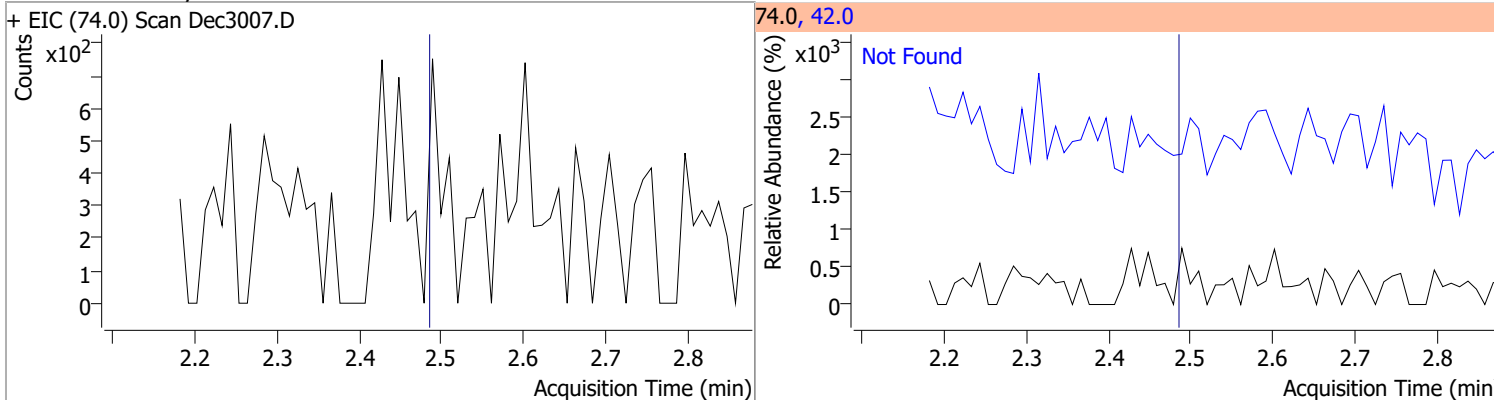
Quantitation Results Report (QT Reviewed)

| Compound | RT | QIon | Resp. | Conc. | Units | Dev(Min) |
|---------------------------|-------|------|-------|-------|-------|----------|
| T Benzo(b)fluoranthene | 0.000 | | 0 | N.D. | | |
| T Benzo(k)fluoranthene | 0.000 | | 0 | N.D. | | |
| T Benzo(a)pyrene | 0.000 | | 0 | N.D. | | |
| T Indeno(1,2,3-c,d)pyrene | 0.000 | | 0 | N.D. | | |
| T Dibenzo(a,h)anthracene | 0.000 | | 0 | N.D. | | |
| T Benzo(g,h,i)perylene | 0.000 | | 0 | N.D. | | |

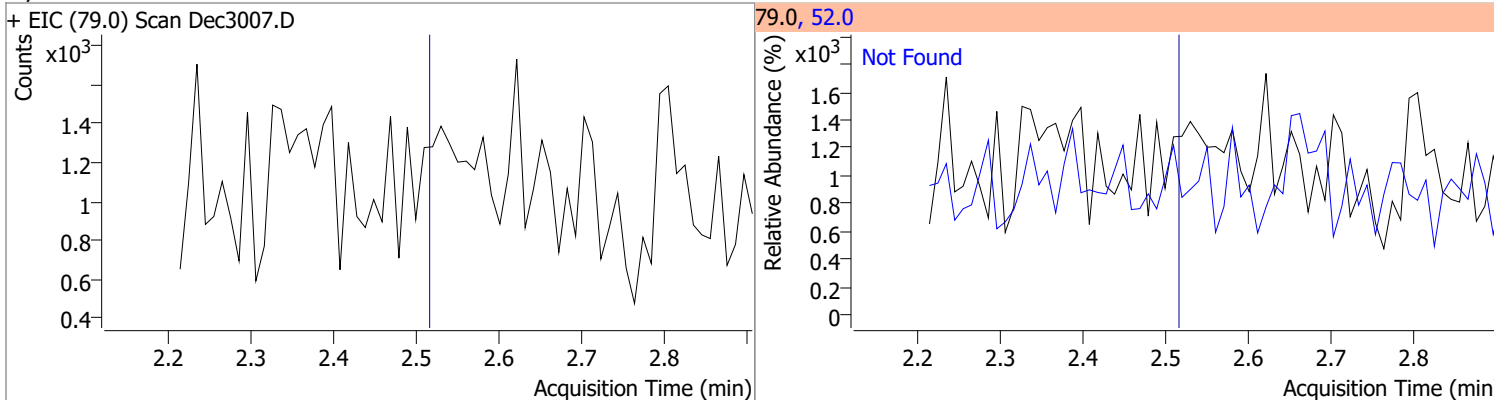
(#) = Qualifier Out of Range; (m) = Manual Integration; (+) = Area Summed; (*) = Surrogate Percent Recovery Out of Range; (d): Zeroed Peak

Quantitation Results Report (QT Reviewed)

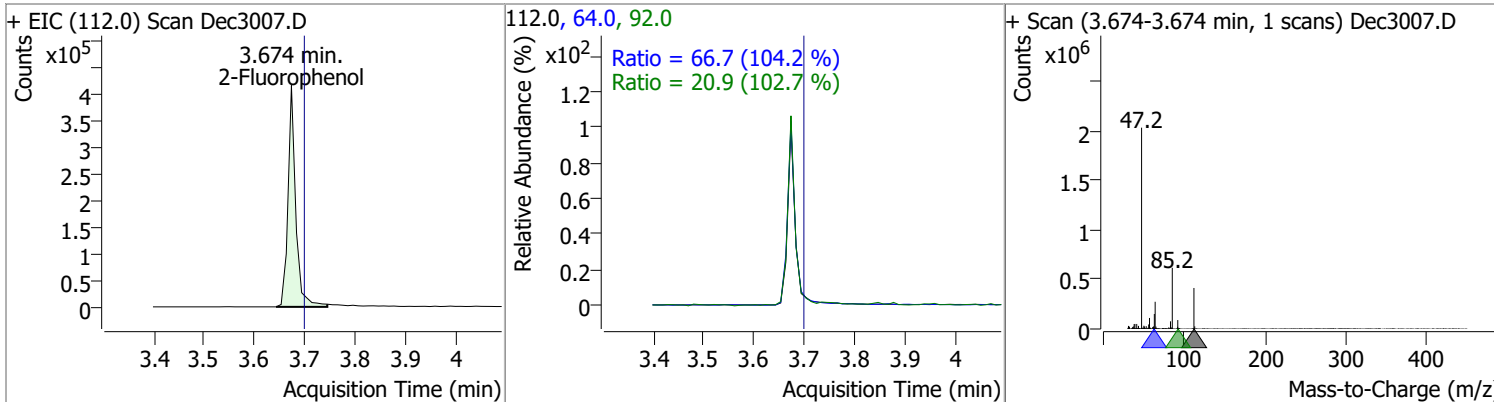
| Compound | Conc. | Exp RT | QIon | Exp Ratio |
|------------------------|-------|--------|------|-----------|
| N-Nitrosodimethylamine | N.D. | 2.49 | 42.0 | 184.8 |



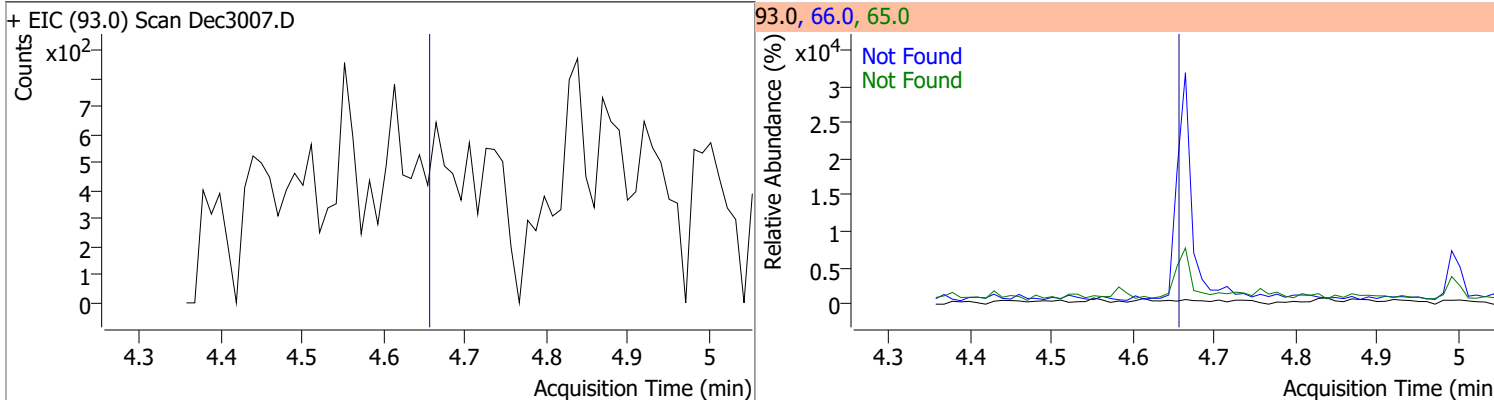
| Compound | Conc. | Exp RT | QIon | Exp Ratio |
|----------|-------|--------|------|-----------|
| Pyridine | N.D. | 2.52 | 52.0 | 135.8 |



| Compound | Conc. | RT | Dev(Min) | Resp. | QIon | QRatio | Lower | Upper |
|----------------|---------|------|----------|--------|------|--------|-------|-------|
| 2-Fluorophenol | 62.3392 | 3.67 | -0.03 | 444147 | 64.0 | 66.7 | 44.8 | 83.2 |
| | | | | | 92.0 | 20.9 | 14.2 | 26.4 |

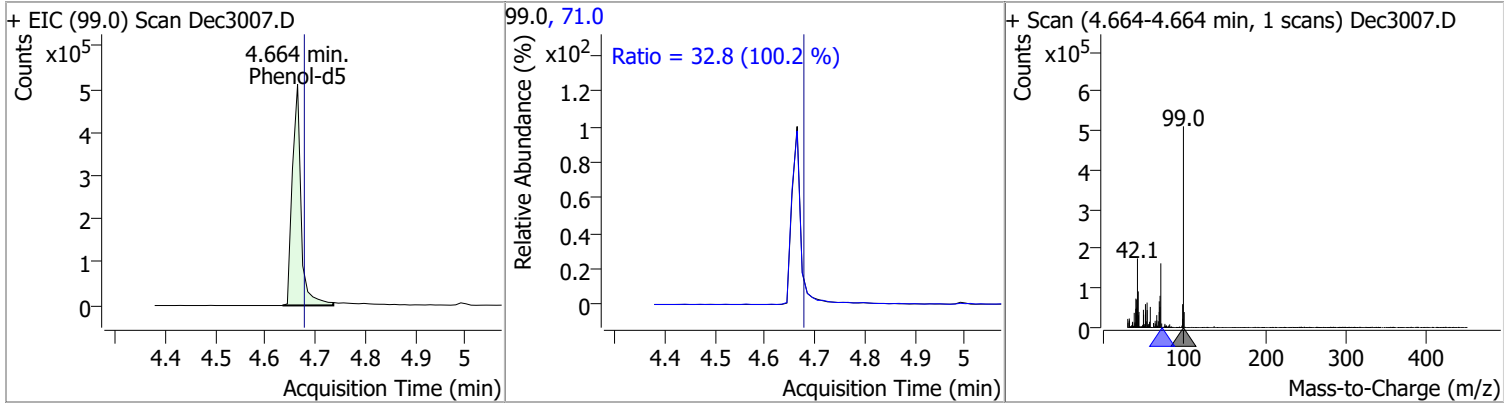


| Compound | Conc. | Exp RT | QIon | Exp Ratio | QIon | Exp Ratio |
|----------|-------|--------|------|-----------|------|-----------|
| Aniline | N.D. | 4.66 | 66.0 | 41.6 | 65.0 | 23.1 |

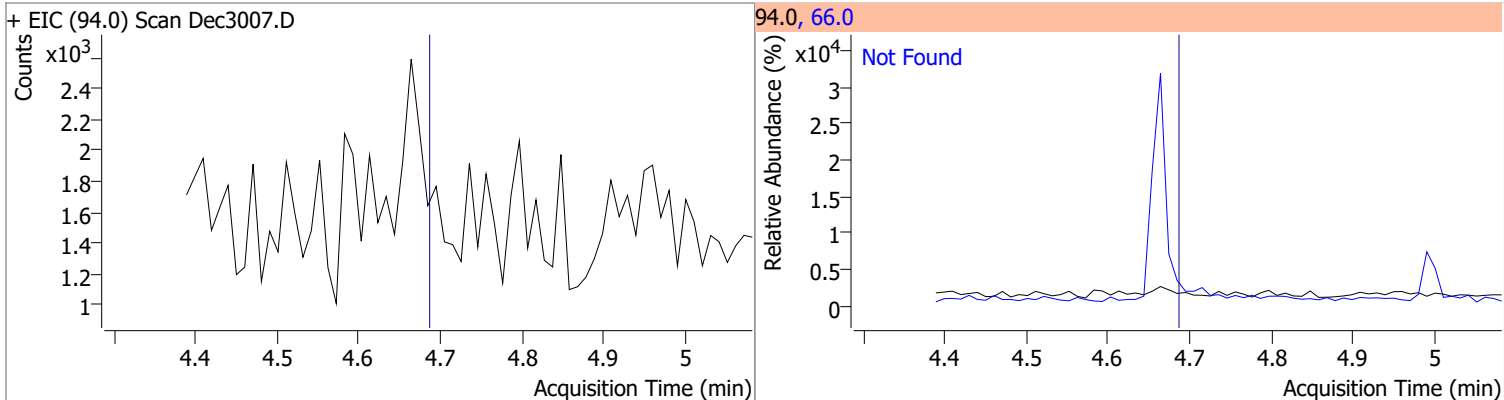


Quantitation Results Report (QT Reviewed)

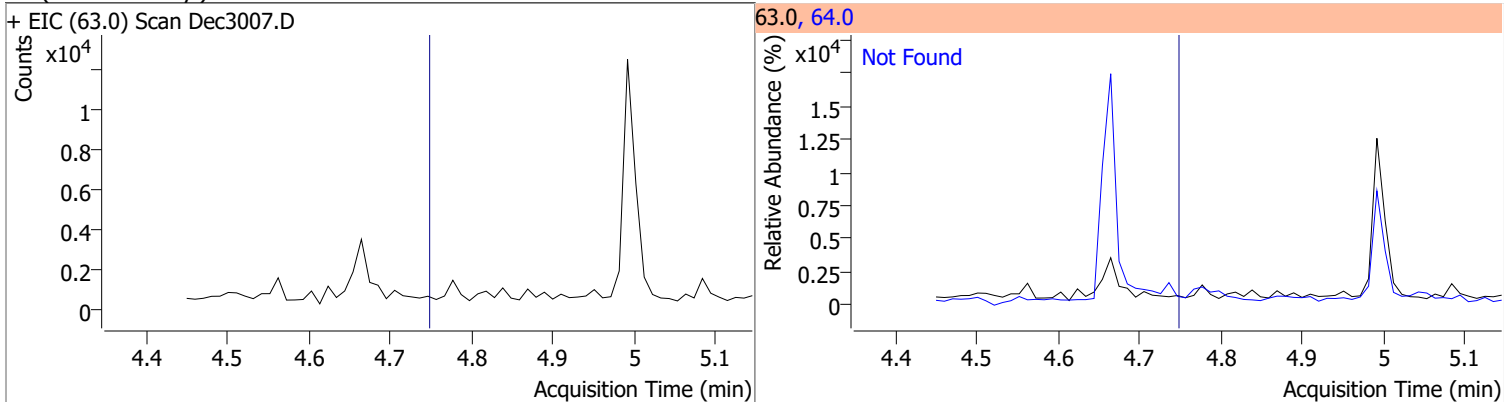
| Compound | Conc. | RT | Dev(Min) | Resp. | QIon | QRatio | Lower | Upper |
|-----------|---------|------|----------|--------|------|--------|-------|-------|
| Phenol-d5 | 58.3548 | 4.66 | -0.02 | 617247 | 71.0 | 32.8 | 22.9 | 42.5 |



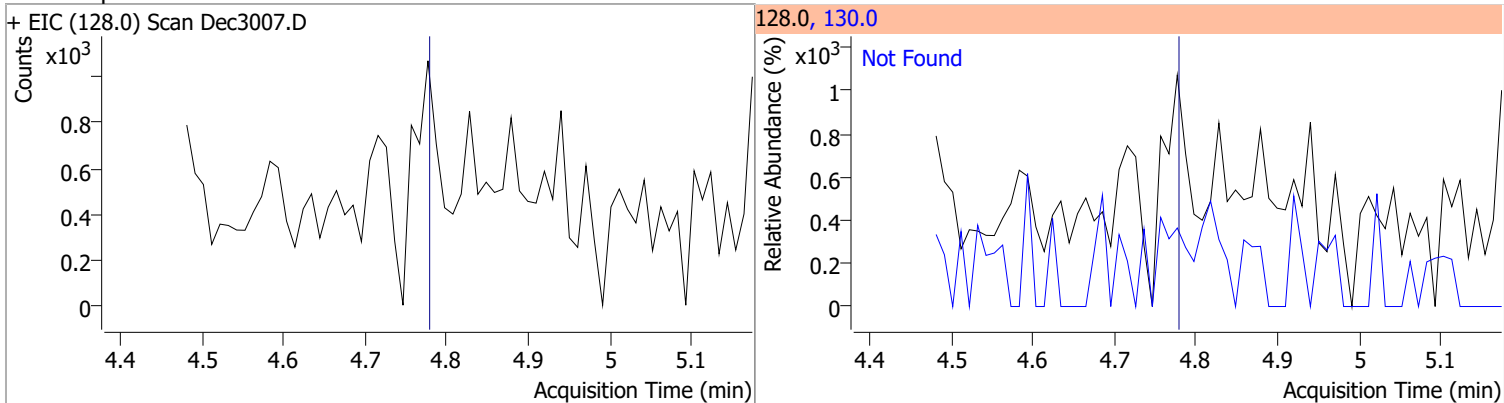
| Compound | Conc. | Exp RT | QIon | Exp Ratio |
|----------|-------|--------|------|-----------|
| Phenol | N.D. | 4.69 | 66.0 | 40.8 |



| Compound | Conc. | Exp RT | QIon | Exp Ratio |
|--------------------------|-------|--------|------|-----------|
| bis(-2-Chloroethyl)Ether | N.D. | 4.76 | 64.0 | 2.8 |

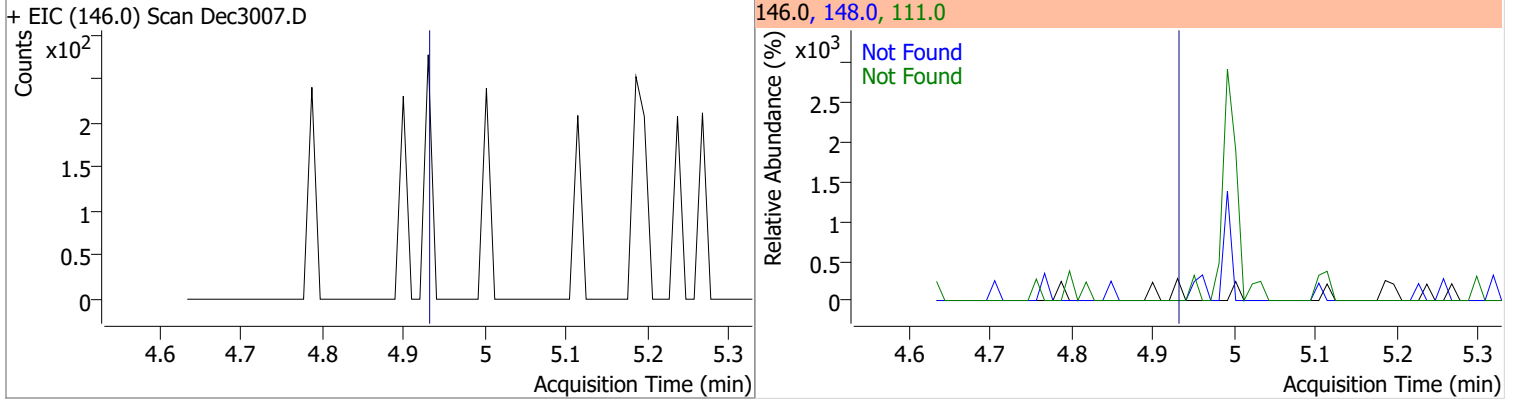


| Compound | Conc. | Exp RT | QIon | Exp Ratio |
|----------------|-------|--------|-------|-----------|
| 2-Chlorophenol | N.D. | 4.79 | 130.0 | 32.3 |

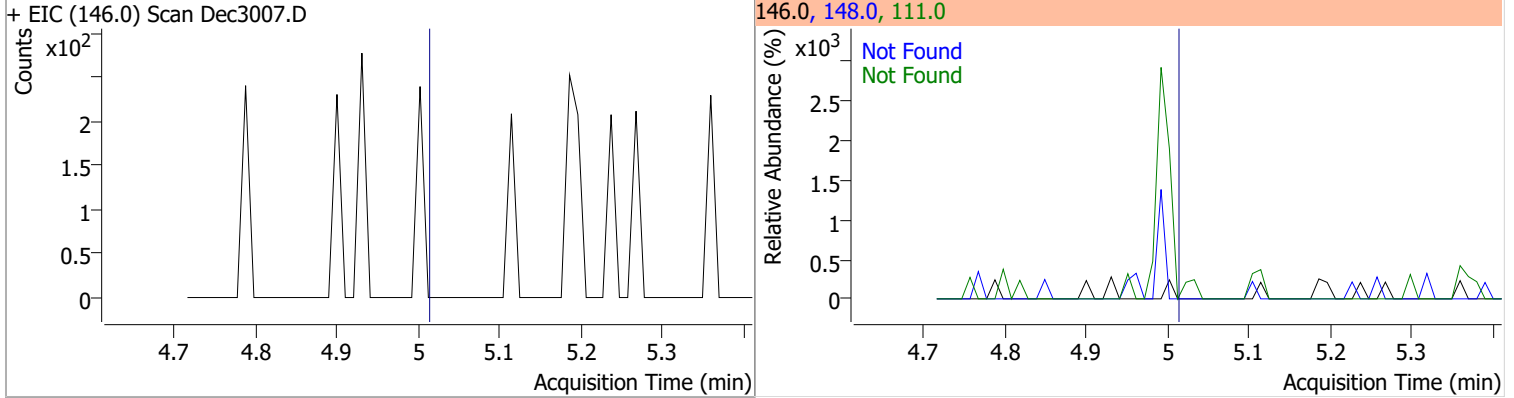


Quantitation Results Report (QT Reviewed)

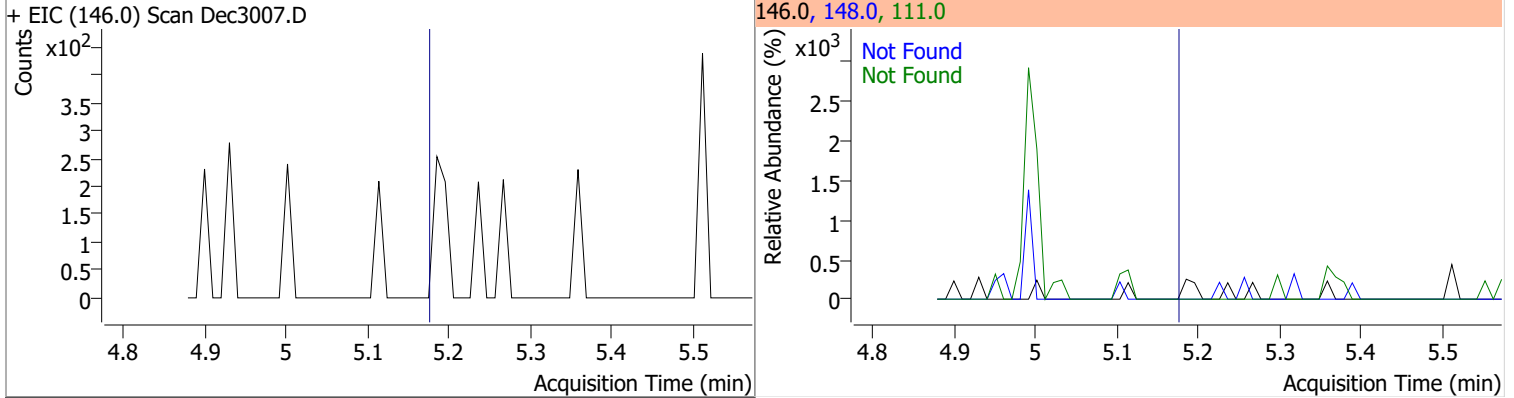
| Compound | Conc. | Exp RT | QIon | Exp Ratio | QIon | Exp Ratio |
|---------------------|-------|--------|-------|-----------|-------|-----------|
| 1,3-Dichlorobenzene | N.D. | 4.94 | 148.0 | 63.2 | 111.0 | 39.4 |



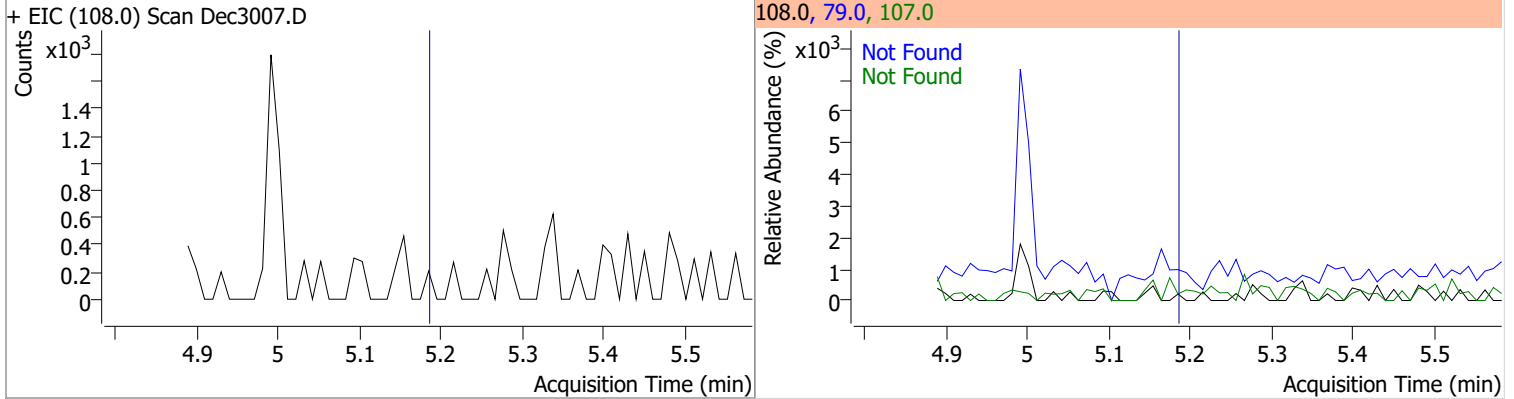
| Compound | Conc. | Exp RT | QIon | Exp Ratio | QIon | Exp Ratio |
|---------------------|-------|--------|-------|-----------|-------|-----------|
| 1,4-Dichlorobenzene | N.D. | 5.02 | 148.0 | 62.2 | 111.0 | 37.4 |



| Compound | Conc. | Exp RT | QIon | Exp Ratio | QIon | Exp Ratio |
|---------------------|-------|--------|-------|-----------|-------|-----------|
| 1,2-Dichlorobenzene | N.D. | 5.19 | 148.0 | 62.2 | 111.0 | 40.3 |

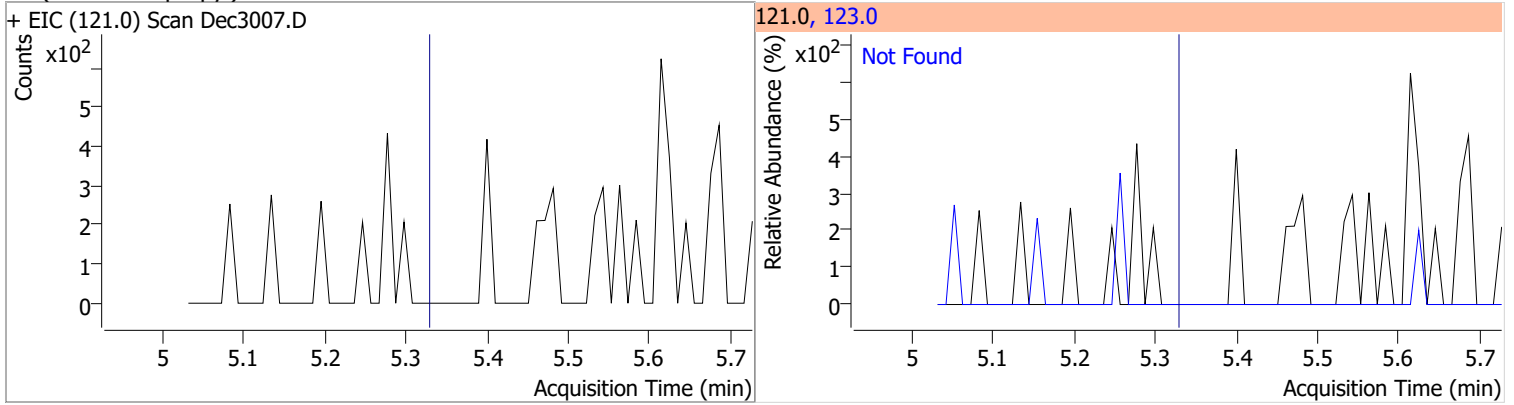


| Compound | Conc. | Exp RT | QIon | Exp Ratio | QIon | Exp Ratio |
|----------------|-------|--------|------|-----------|-------|-----------|
| Benzyl Alcohol | N.D. | 5.20 | 79.0 | 117.9 | 107.0 | 69.2 |

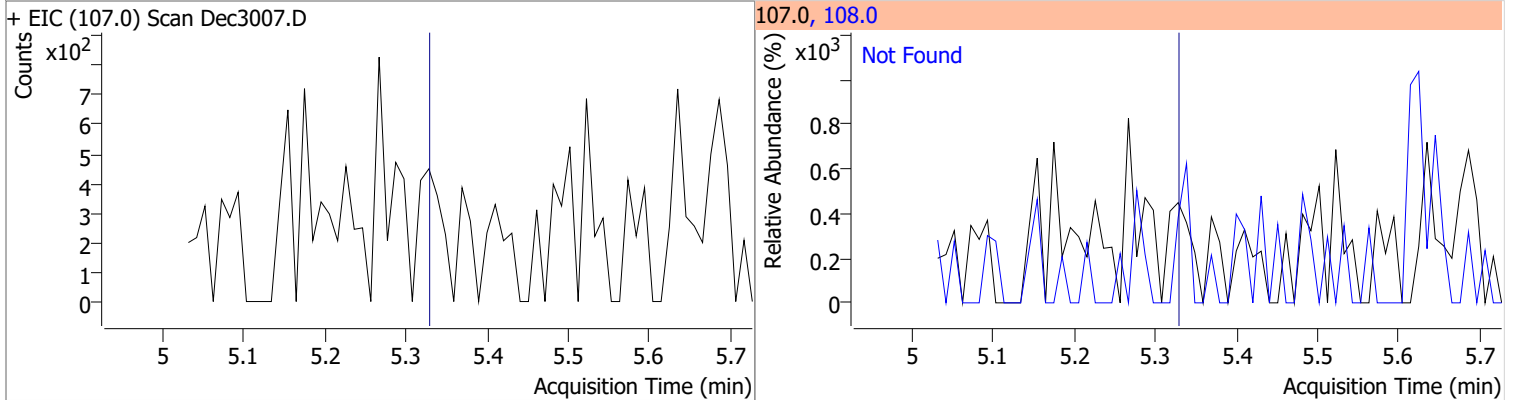


Quantitation Results Report (QT Reviewed)

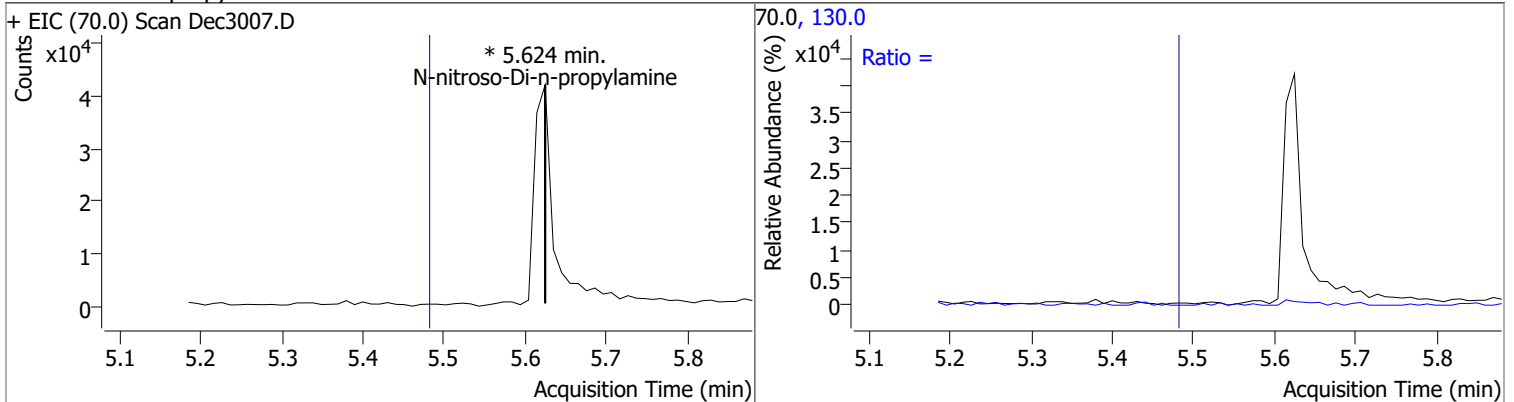
| Compound | Conc. | Exp RT | QIon | Exp Ratio |
|-----------------------------|-------|--------|-------|-----------|
| bis(2-chloroisopropyl)Ether | N.D. | 5.34 | 123.0 | 32.7 |



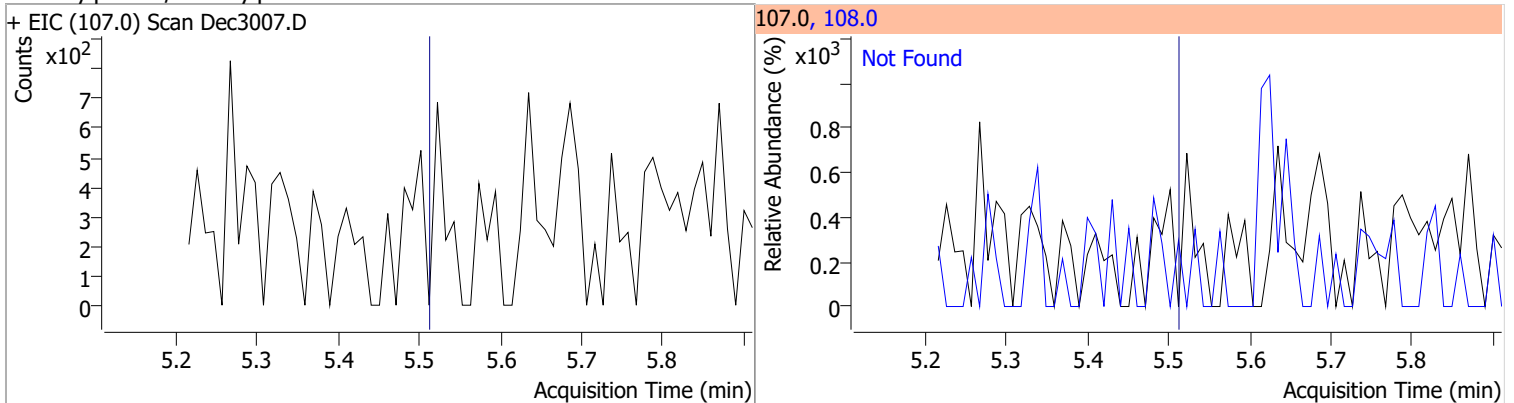
| Compound | Conc. | Exp RT | QIon | Exp Ratio |
|----------------|-------|--------|-------|-----------|
| 2-Methylphenol | N.D. | 5.34 | 108.0 | 117.6 |



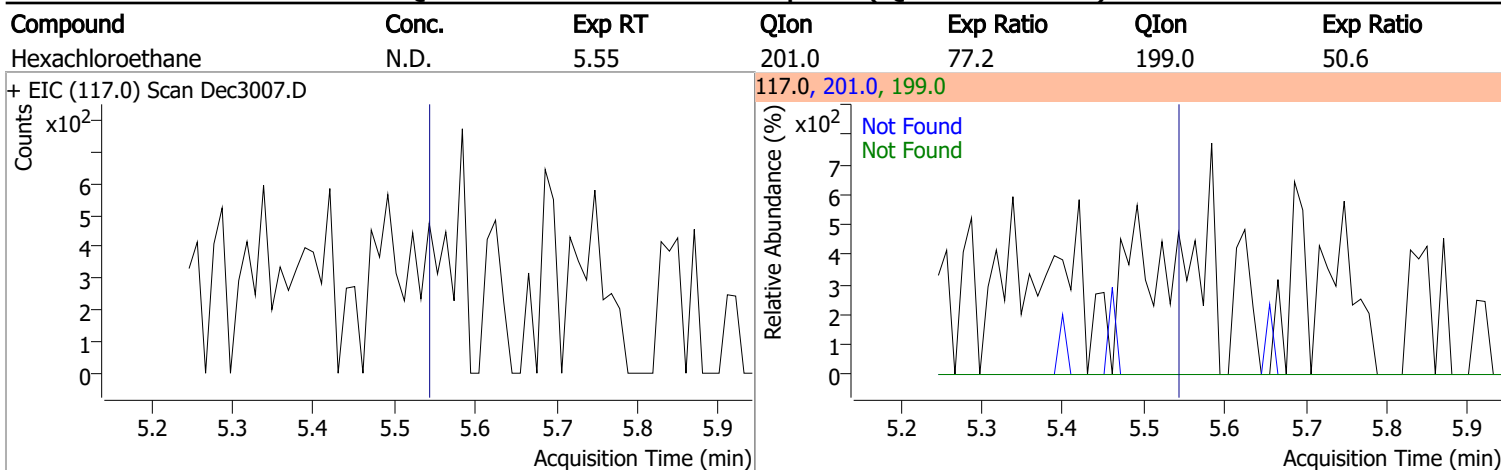
| Compound | Conc. | RT | Dev(Min) | Resp. | QIon | QRatio | Lower | Upper |
|----------------------------|-------|----|----------|-------|-------|--------|-------|-------|
| N-nitroso-Di-n-propylamine | | 0 | | 0 | 130.0 | | 0.0 | 35.2 |



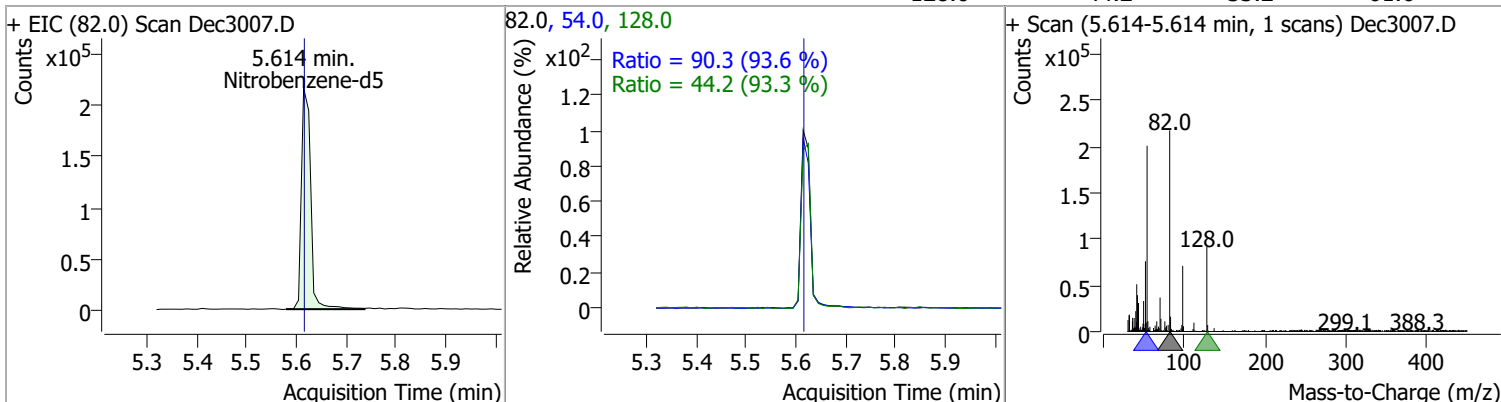
| Compound | Conc. | Exp RT | QIon | Exp Ratio |
|-----------------------------|-------|--------|-------|-----------|
| 4Methylphenol/3Methylphenol | N.D. | 5.52 | 108.0 | 81.4 |



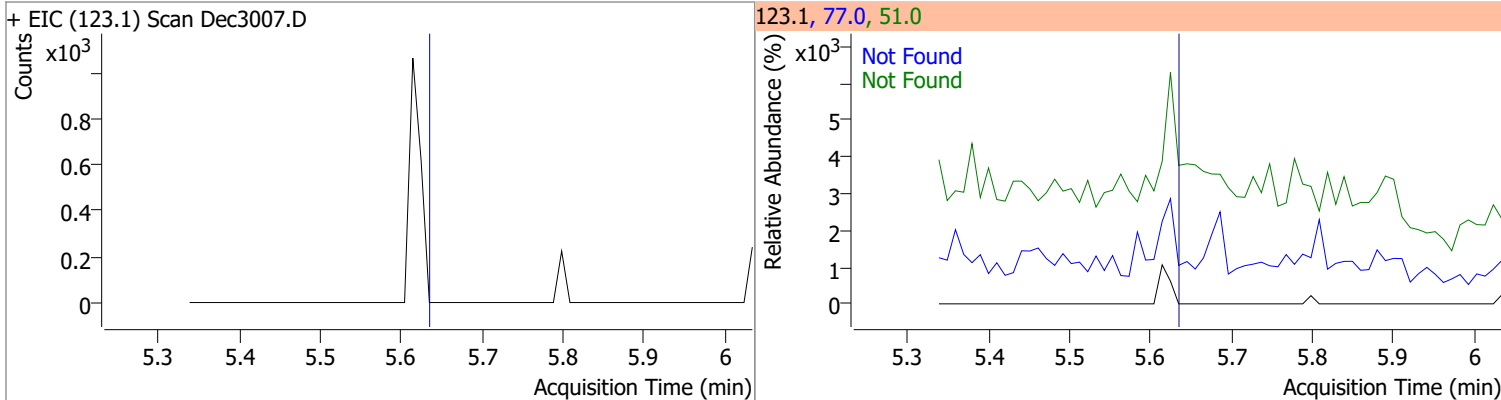
Quantitation Results Report (QT Reviewed)



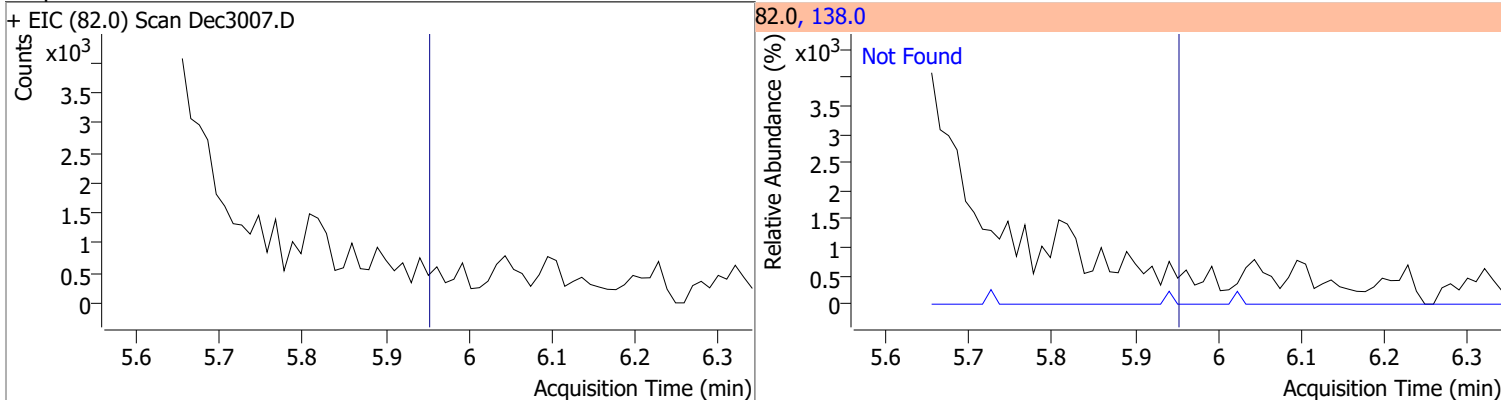
| Compound | Conc. | RT | Dev(Min) | Resp. | QIon | QRatio | Lower | Upper |
|-----------------|---------|------|----------|--------|-------|--------|-------|-------|
| Nitrobenzene-d5 | 54.5298 | 5.61 | -0.01 | 281814 | 54.0 | 90.3 | 67.5 | 125.4 |
| | | | | | 128.0 | 44.2 | 33.2 | 61.6 |



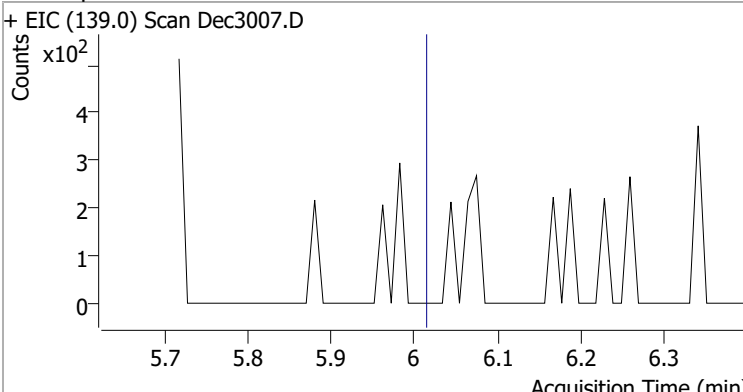
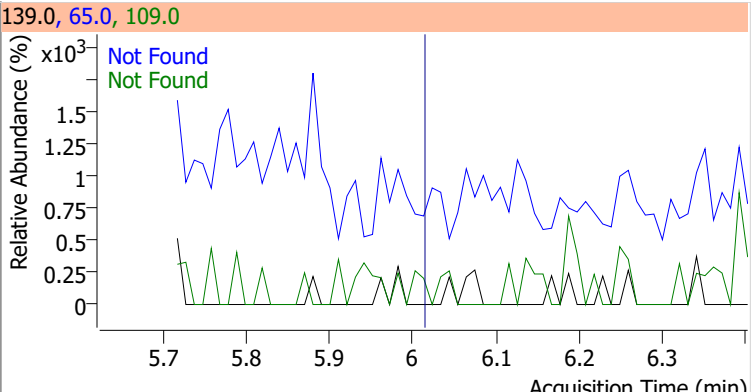
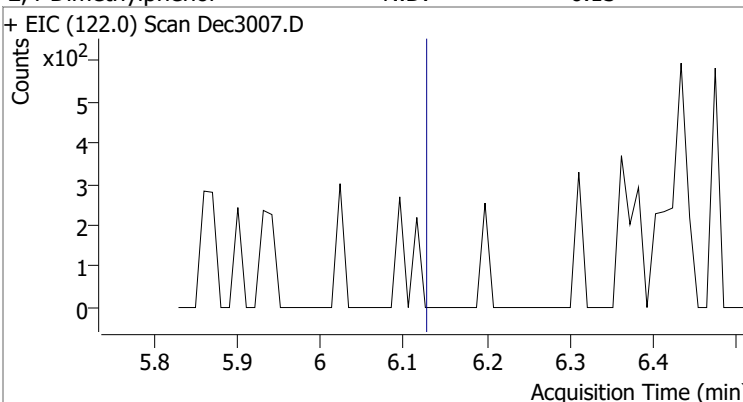
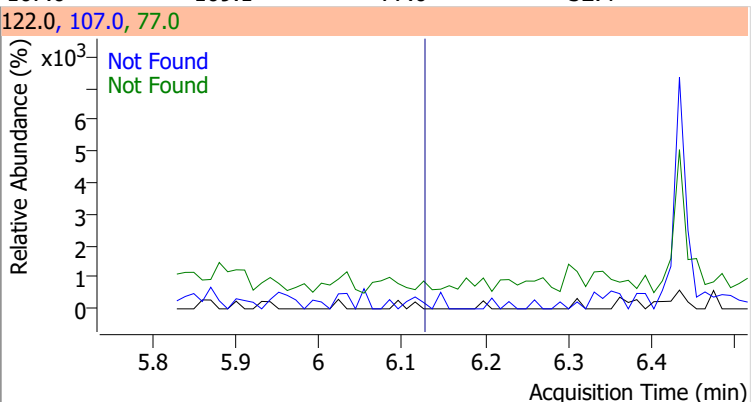
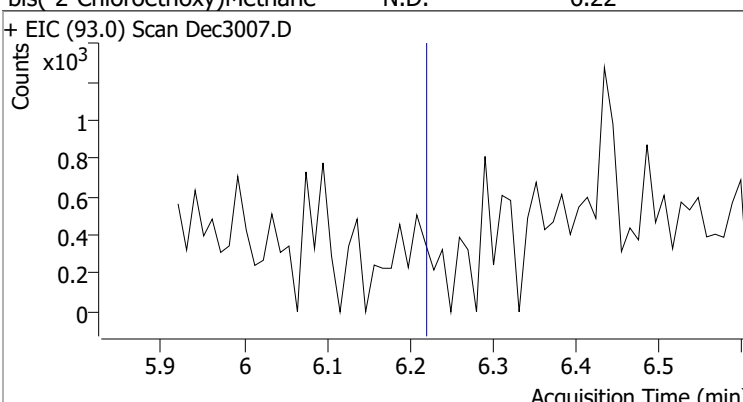
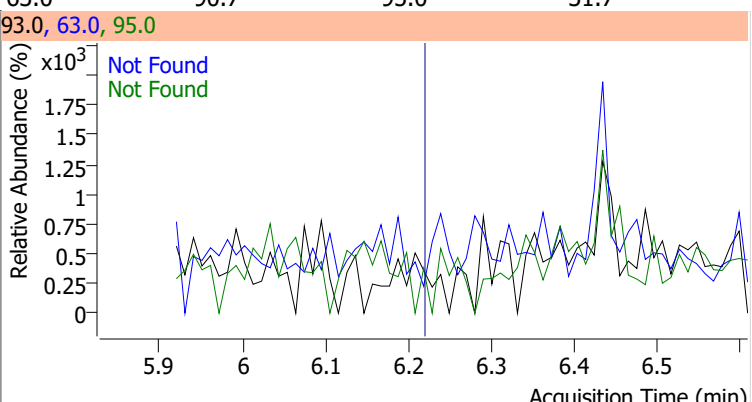
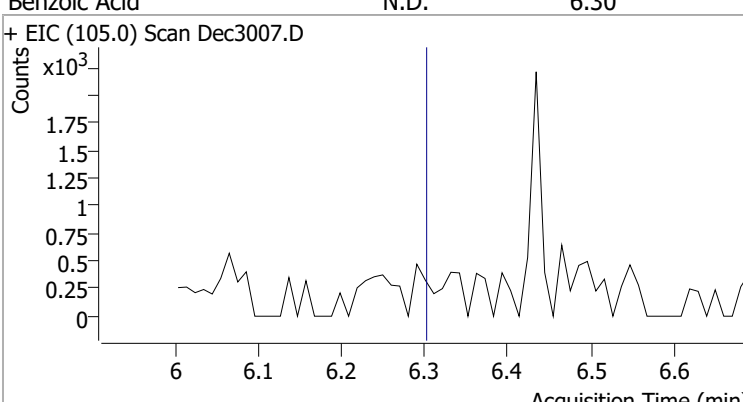
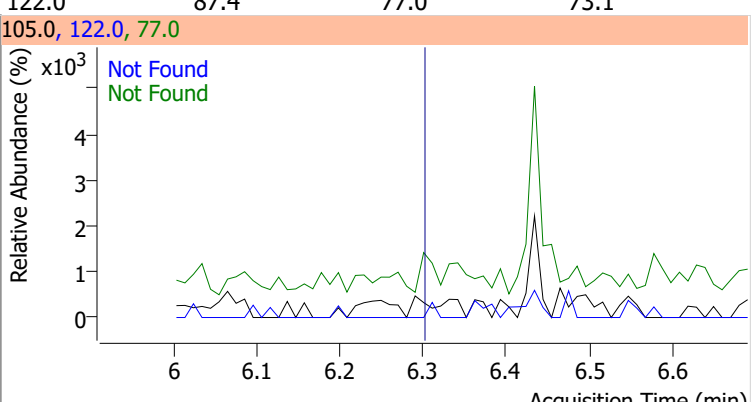
| Compound | Conc. | Exp RT | QIon | Exp Ratio | QIon | Exp Ratio |
|--------------|-------|--------|------|-----------|------|-----------|
| Nitrobenzene | N.D. | 5.64 | 77.0 | 211.4 | 51.0 | 210.3 |



| Compound | Conc. | Exp RT | QIon | Exp Ratio |
|------------|-------|--------|-------|-----------|
| Isophorone | N.D. | 5.95 | 138.0 | 19.1 |

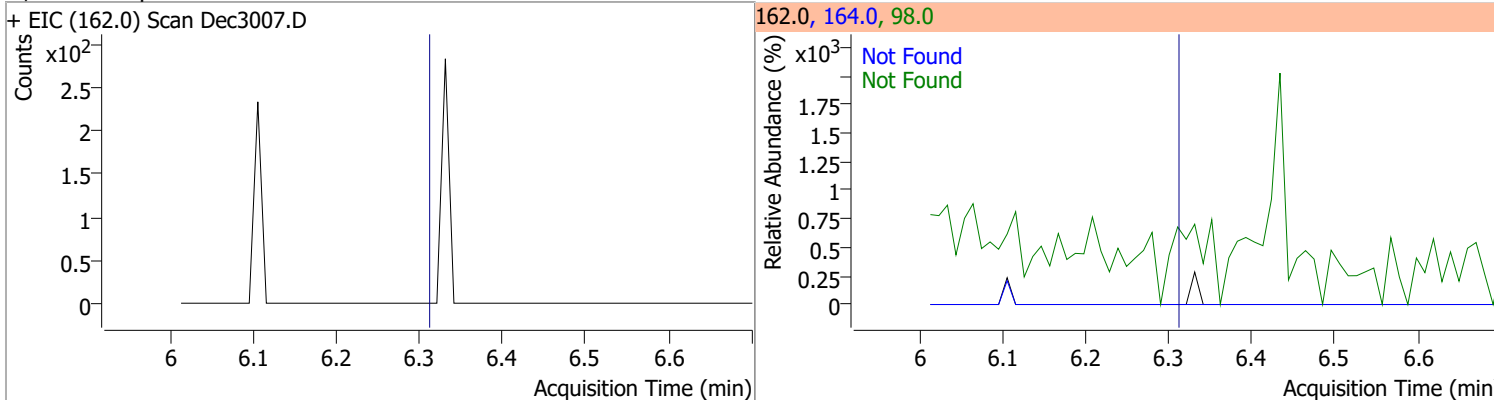


Quantitation Results Report (QT Reviewed)

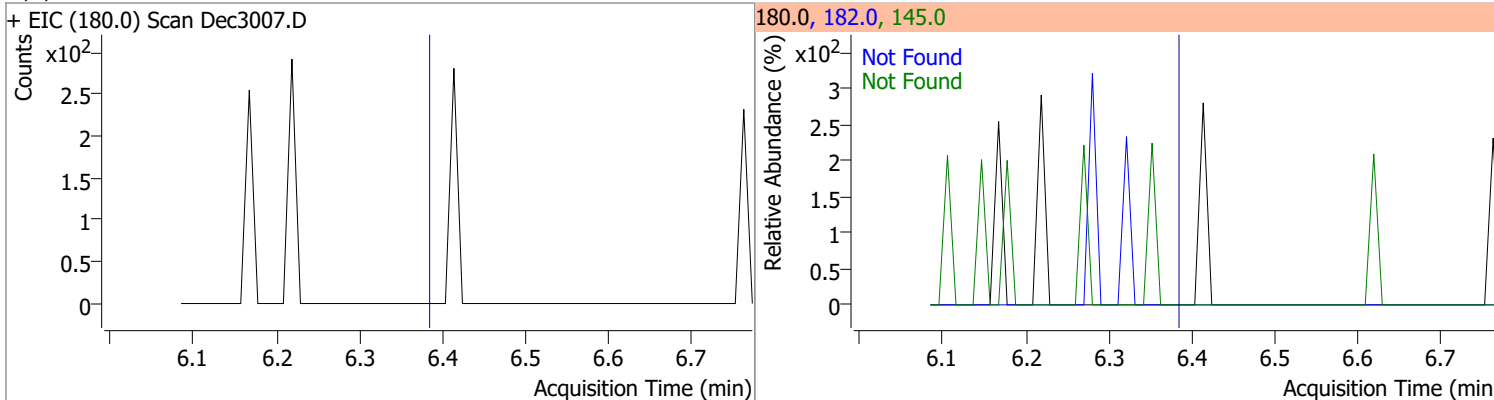
| Compound | Conc. | Exp RT | QIon | Exp Ratio | QIon | Exp Ratio |
|--|-------|--------|--|-----------|-------|-----------|
| 2-Nitrophenol | N.D. | 6.01 | 65.0 | 57.4 | 109.0 | 32.8 |
| + EIC (139.0) Scan Dec3007.D | | | 139.0, 65.0, 109.0 | | | |
|  | | |  | | | |
| 2,4-Dimethylphenol | N.D. | 6.13 | 107.0 | 109.1 | 77.0 | 32.4 |
| + EIC (122.0) Scan Dec3007.D | | | 122.0, 107.0, 77.0 | | | |
|  | | |  | | | |
| bis(-2-Chloroethoxy)Methane | N.D. | 6.22 | 63.0 | 90.7 | 95.0 | 31.7 |
| + EIC (93.0) Scan Dec3007.D | | | 93.0, 63.0, 95.0 | | | |
|  | | |  | | | |
| Benzoic Acid | N.D. | 6.30 | 122.0 | 87.4 | 77.0 | 73.1 |
| + EIC (105.0) Scan Dec3007.D | | | 105.0, 122.0, 77.0 | | | |
|  | | |  | | | |

Quantitation Results Report (QT Reviewed)

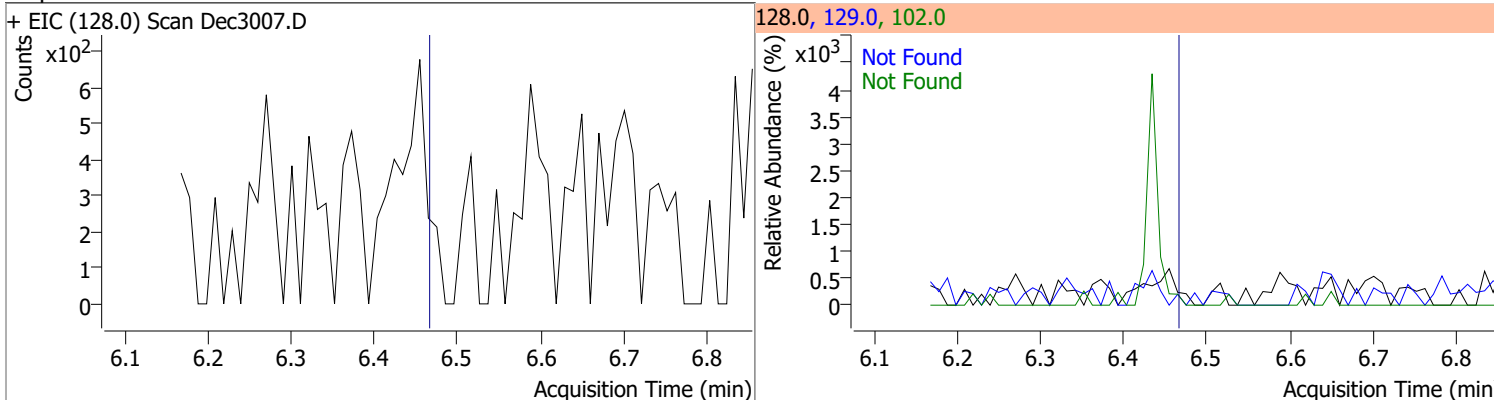
| Compound | Conc. | Exp RT | QIon | Exp Ratio | QIon | Exp Ratio |
|--------------------|-------|--------|-------|-----------|------|-----------|
| 2,4-Dichlorophenol | N.D. | 6.31 | 164.0 | 62.0 | 98.0 | 32.4 |



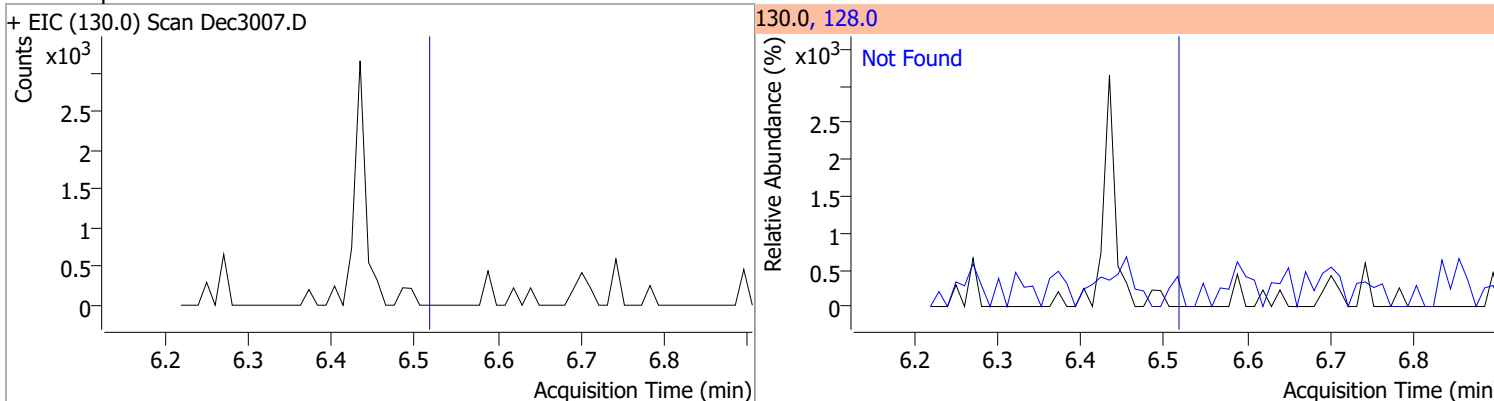
| Compound | Conc. | Exp RT | QIon | Exp Ratio | QIon | Exp Ratio |
|------------------------|-------|--------|-------|-----------|-------|-----------|
| 1,2,4-Trichlorobenzene | N.D. | 6.38 | 182.0 | 94.1 | 145.0 | 30.4 |



| Compound | Conc. | Exp RT | QIon | Exp Ratio | QIon | Exp Ratio |
|-------------|-------|--------|-------|-----------|-------|-----------|
| Naphthalene | N.D. | 6.46 | 129.0 | 10.9 | 102.0 | 9.3 |

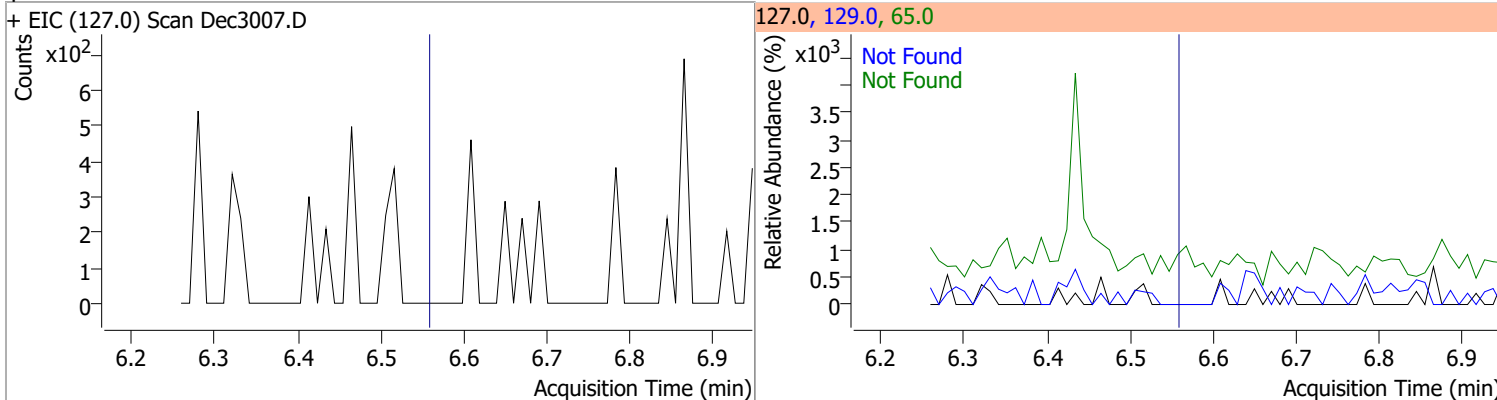


| Compound | Conc. | Exp RT | QIon | Exp Ratio |
|----------------|-------|--------|-------|-----------|
| 4-Chlorophenol | N.D. | 6.52 | 128.0 | 309.7 |

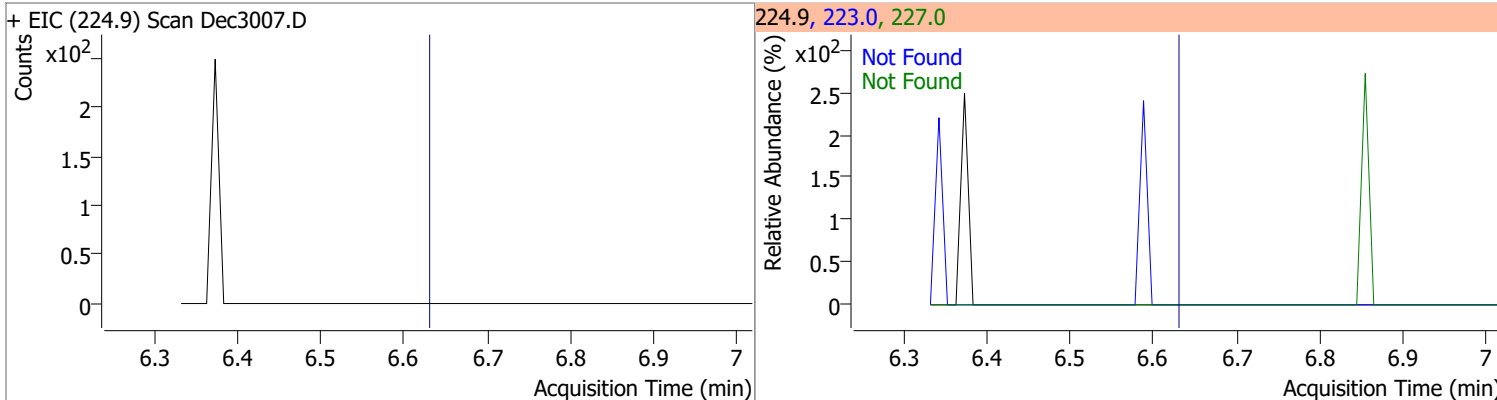


Quantitation Results Report (QT Reviewed)

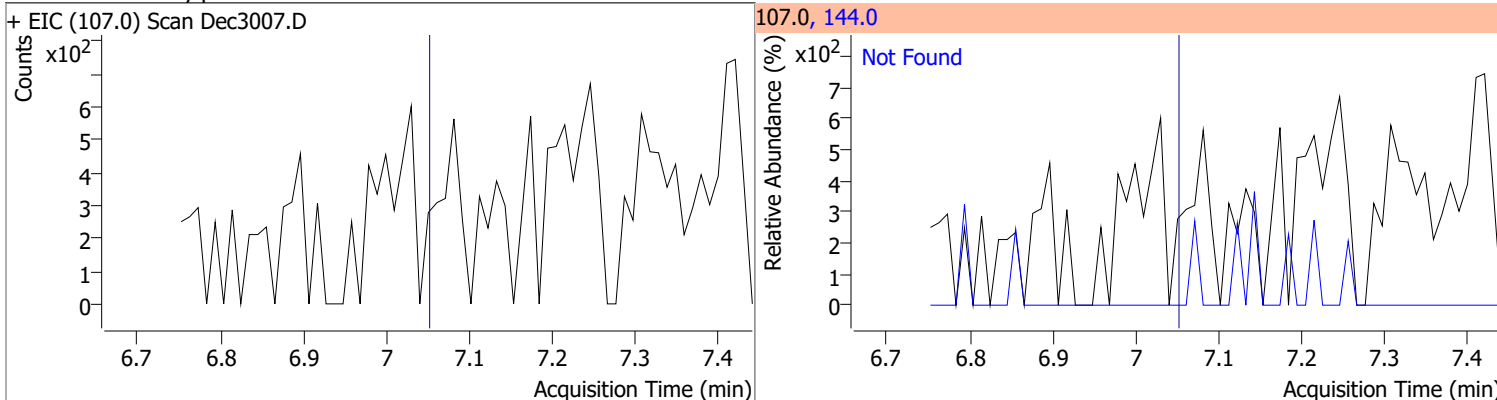
| Compound | Conc. | Exp RT | QIon | Exp Ratio | QIon | Exp Ratio |
|-----------------|-------|--------|------|-----------|-------|-----------|
| p-Chloroaniline | N.D. | 6.56 | 65.0 | 37.5 | 129.0 | 29.2 |



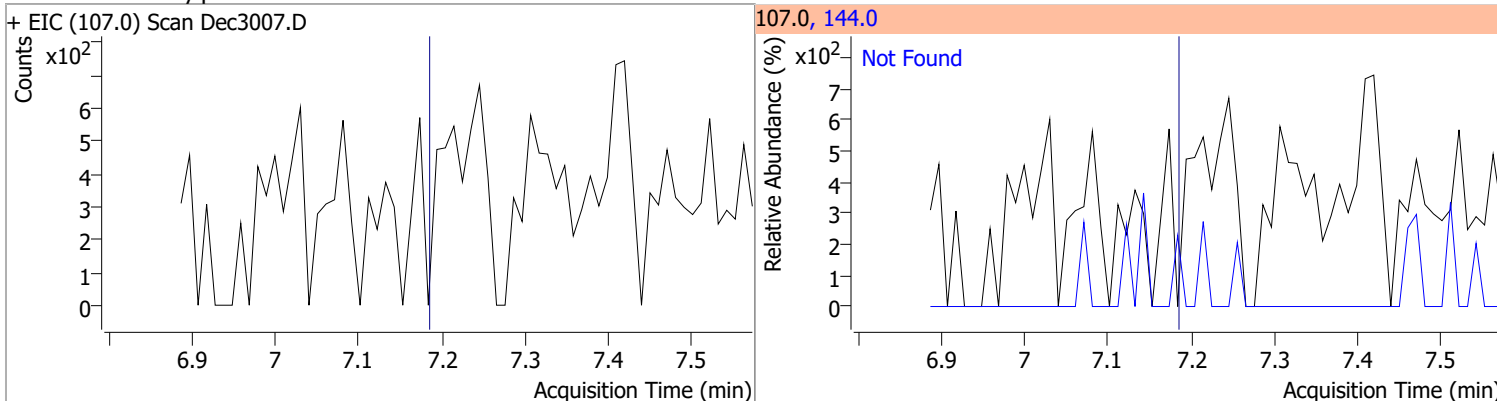
| Compound | Conc. | Exp RT | QIon | Exp Ratio | QIon | Exp Ratio |
|---------------------|-------|--------|-------|-----------|-------|-----------|
| Hexachlorobutadiene | N.D. | 6.63 | 227.0 | 66.6 | 223.0 | 60.8 |



| Compound | Conc. | Exp RT | QIon | Exp Ratio |
|-------------------------|-------|--------|-------|-----------|
| 4-Chloro-2-Methylphenol | N.D. | 7.05 | 144.0 | 26.6 |

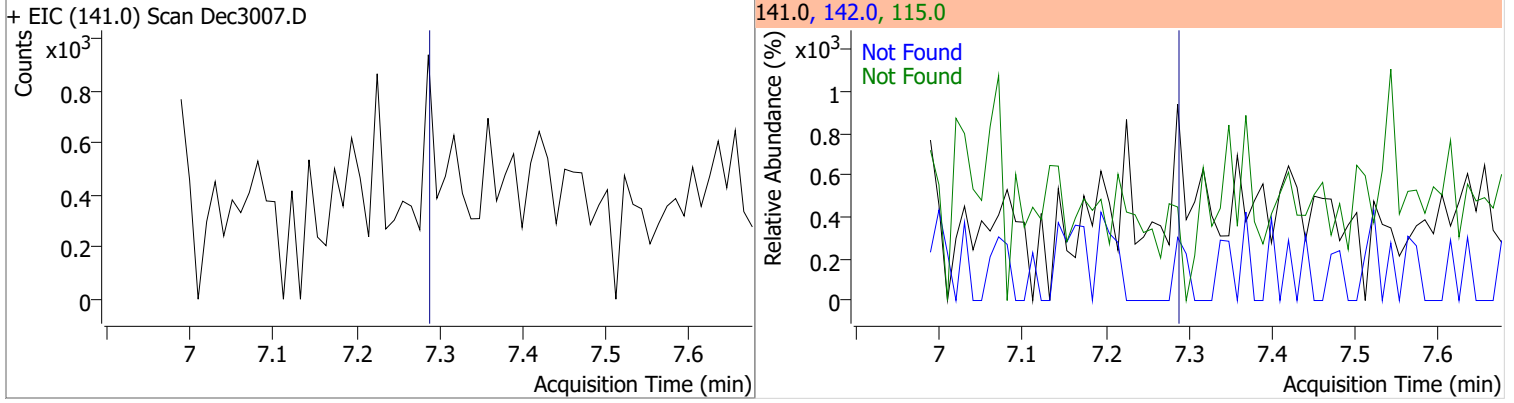


| Compound | Conc. | Exp RT | QIon | Exp Ratio |
|-------------------------|-------|--------|-------|-----------|
| 4-Chloro-3-Methylphenol | N.D. | 7.18 | 144.0 | 27.6 |

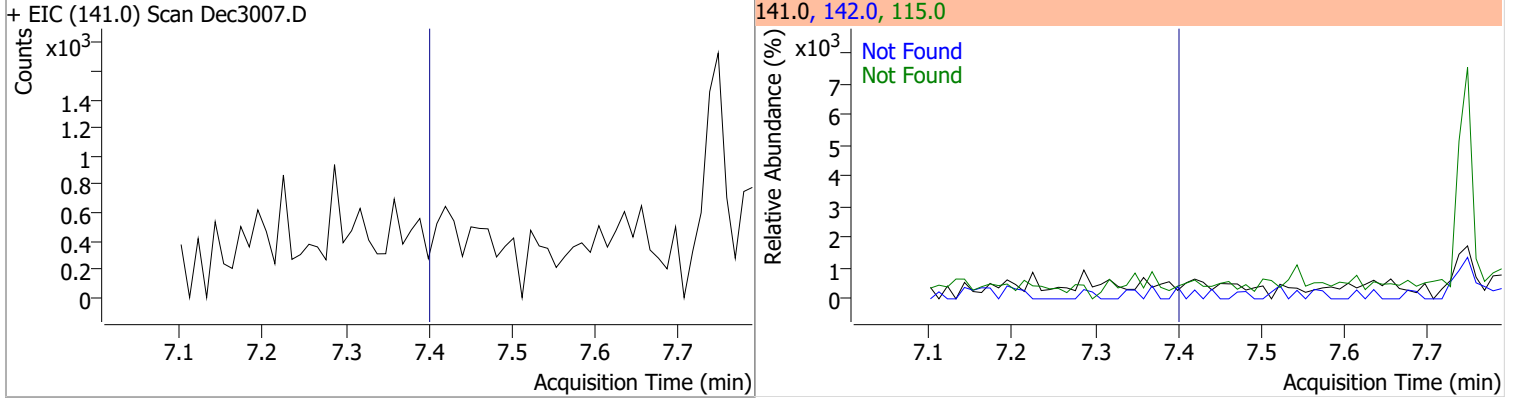


Quantitation Results Report (QT Reviewed)

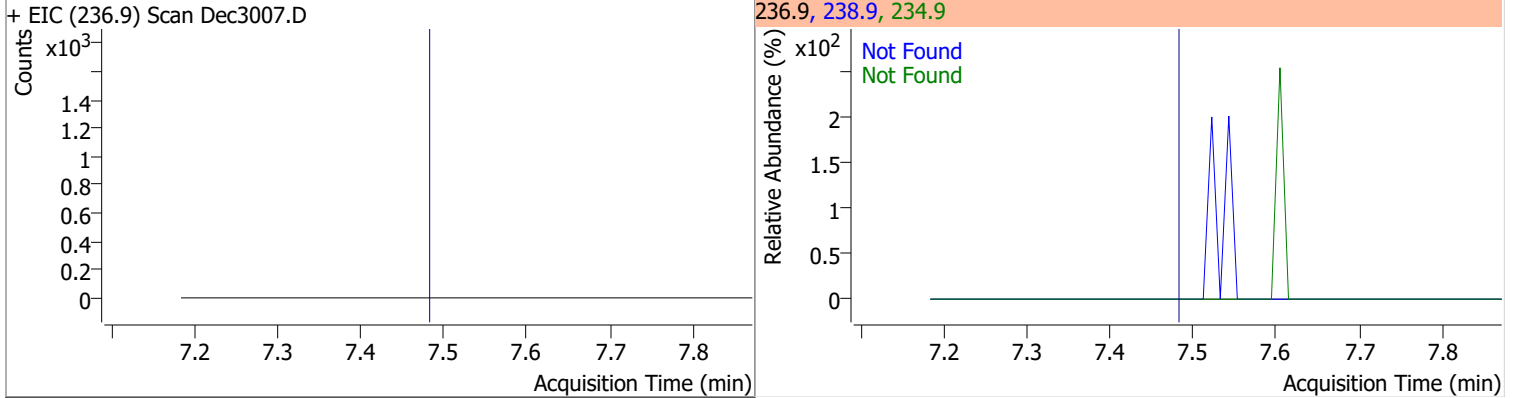
| Compound | Conc. | Exp RT | QIon | Exp Ratio | QIon | Exp Ratio |
|---------------------|-------|--------|-------|-----------|-------|-----------|
| 2-Methylnaphthalene | N.D. | 7.29 | 142.0 | 114.8 | 115.0 | 42.0 |



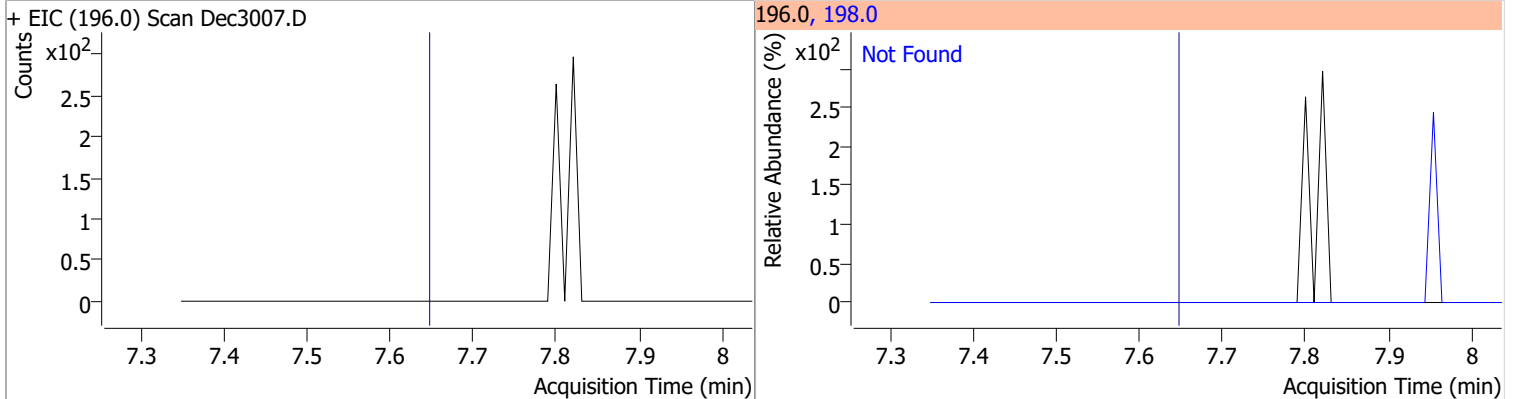
| Compound | Conc. | Exp RT | QIon | Exp Ratio | QIon | Exp Ratio |
|---------------------|-------|--------|-------|-----------|-------|-----------|
| 1-Methylnaphthalene | N.D. | 7.40 | 142.0 | 111.0 | 115.0 | 42.5 |



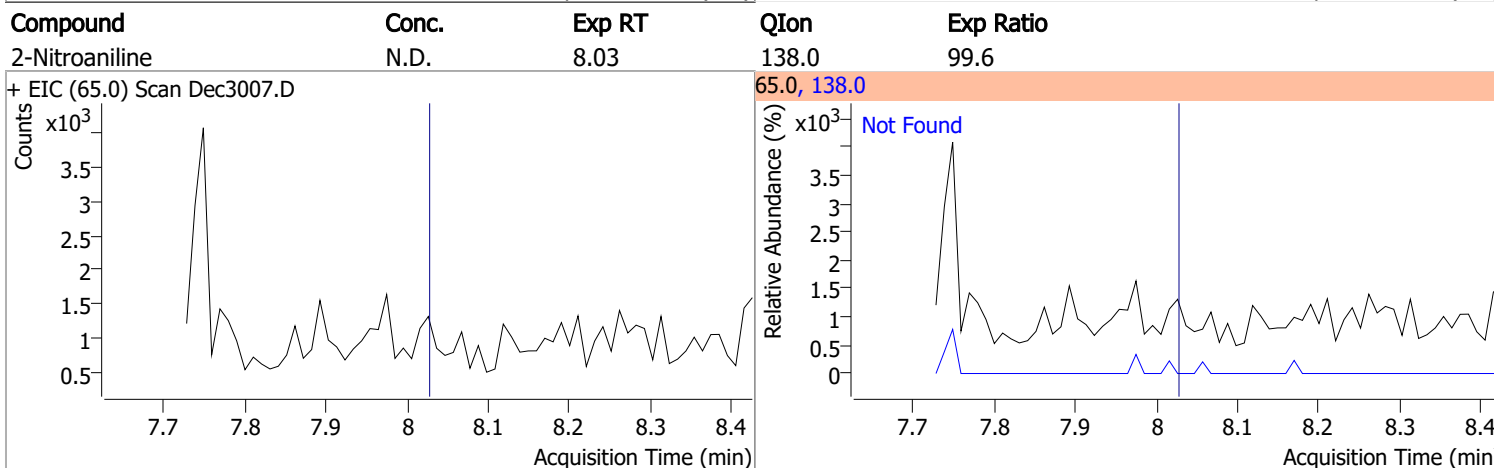
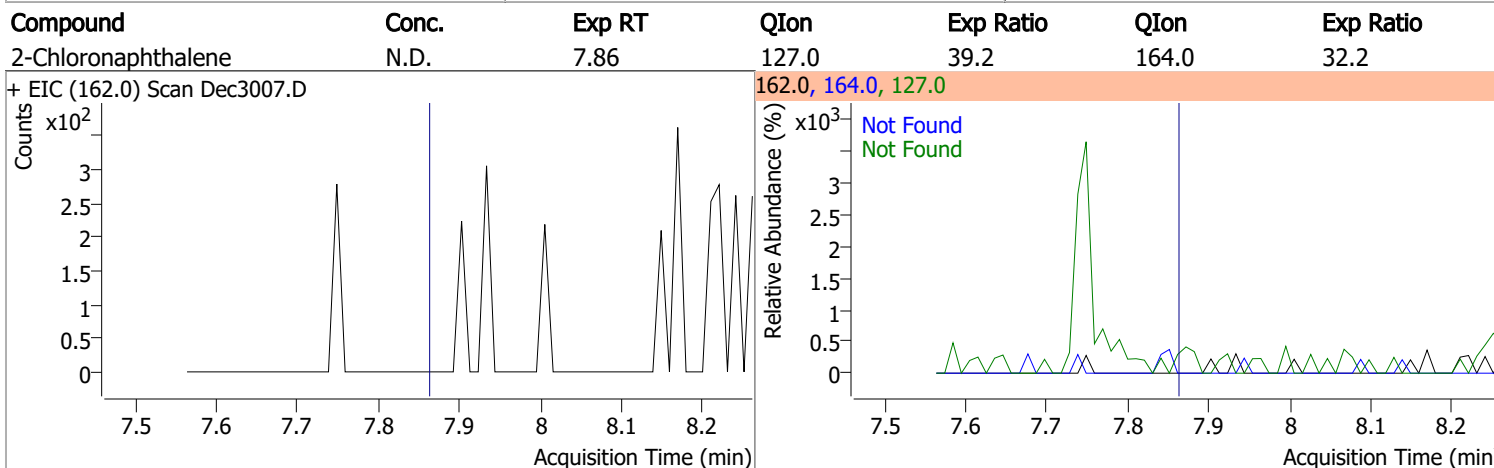
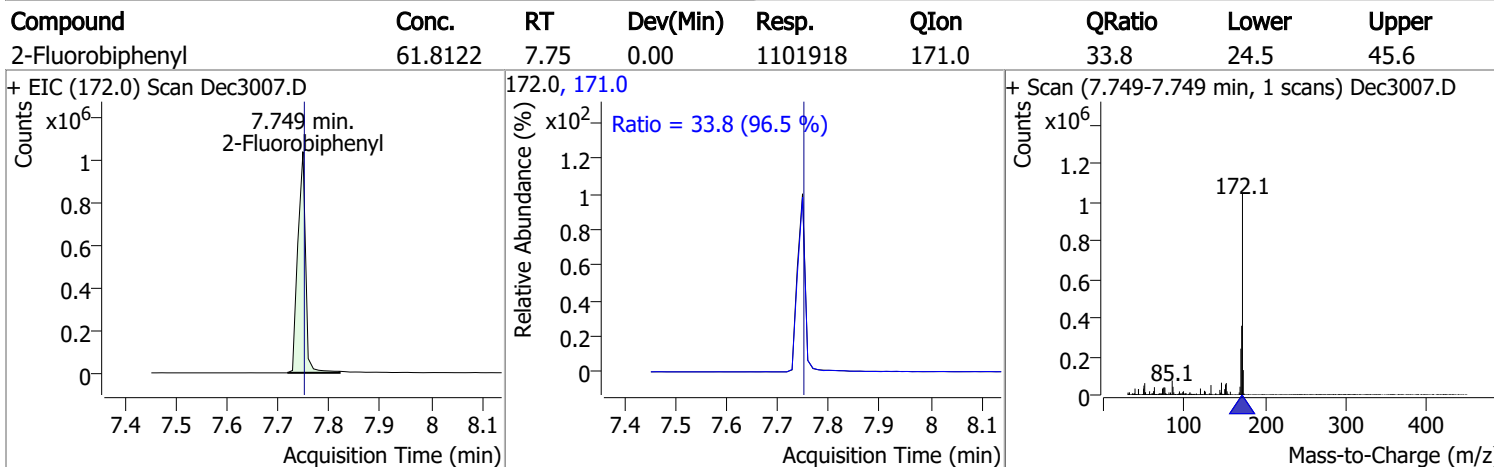
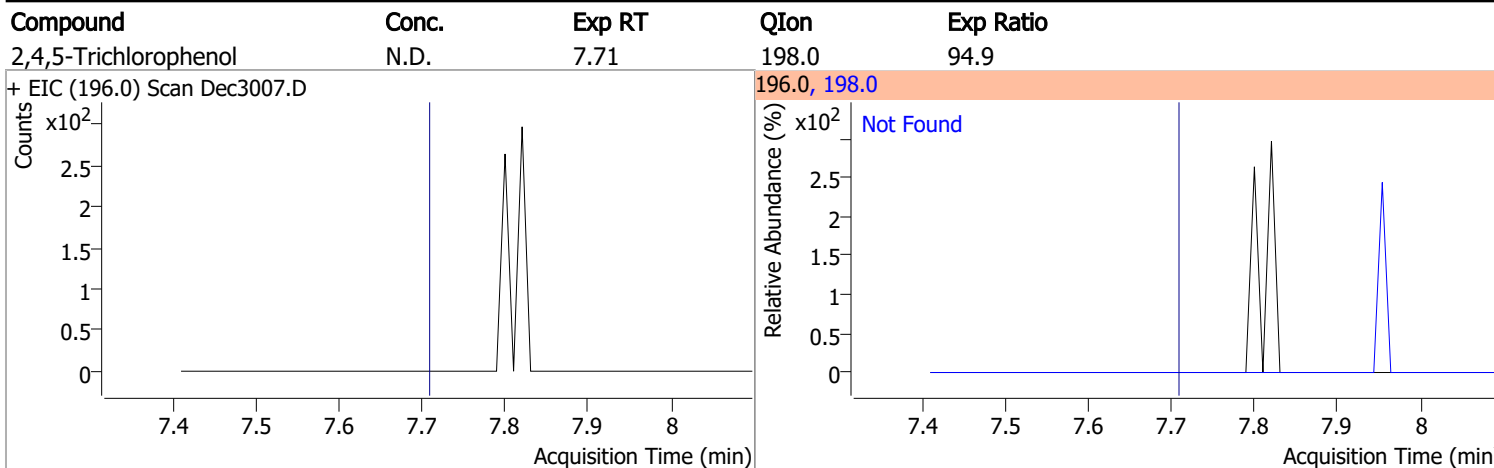
| Compound | Conc. | Exp RT | QIon | Exp Ratio | QIon | Exp Ratio |
|---------------------------|-------|--------|-------|-----------|-------|-----------|
| Hexachlorocyclopentadiene | N.D. | 7.48 | 234.9 | 64.7 | 238.9 | 64.1 |



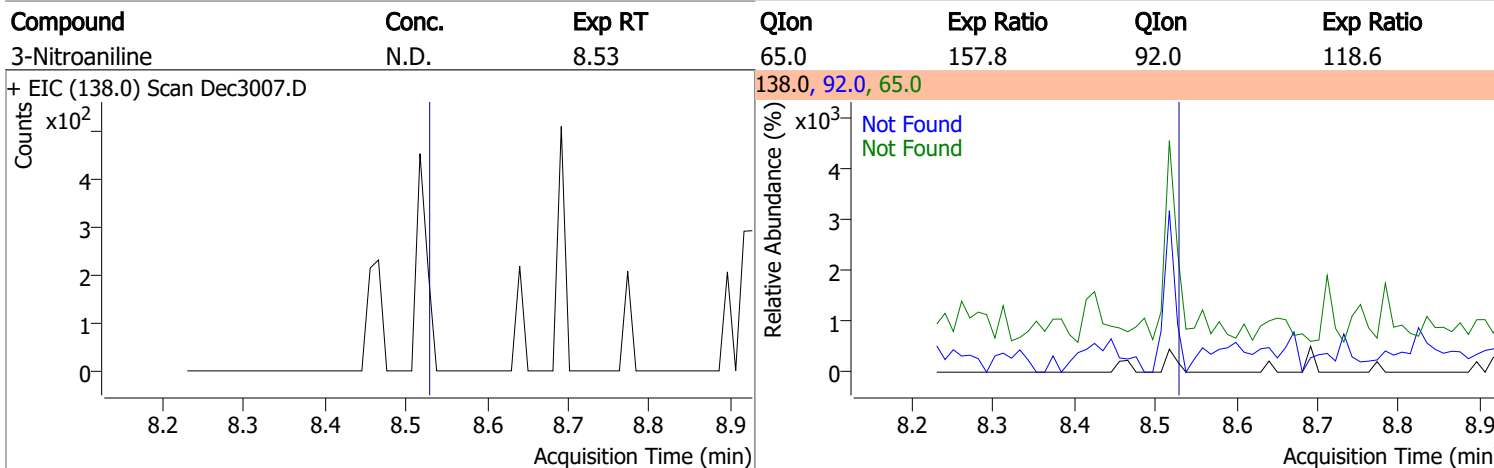
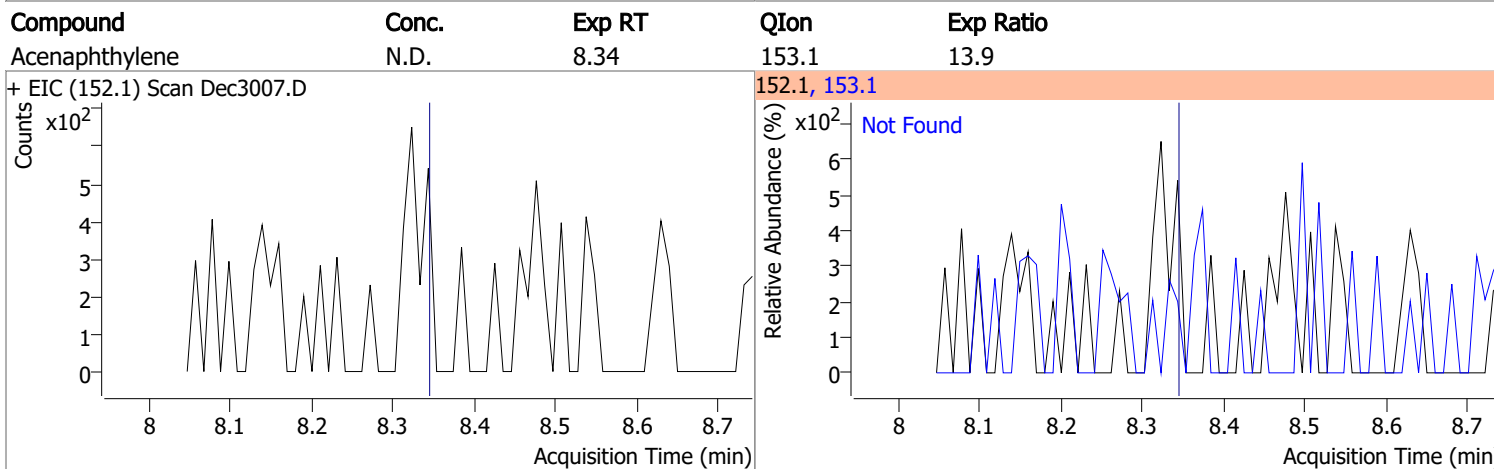
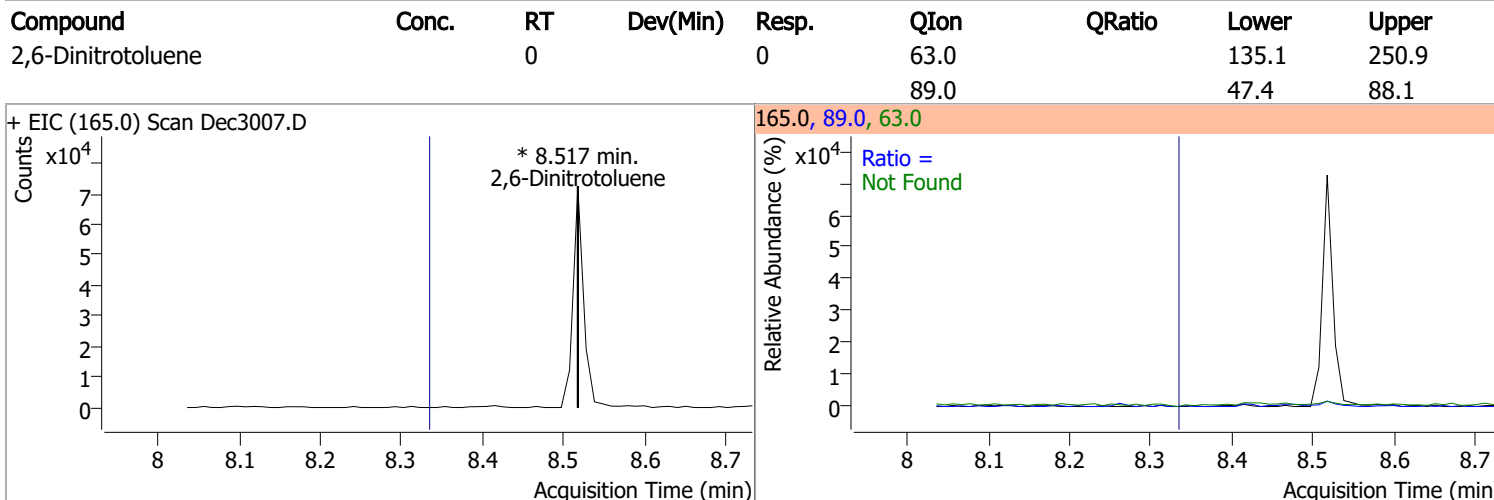
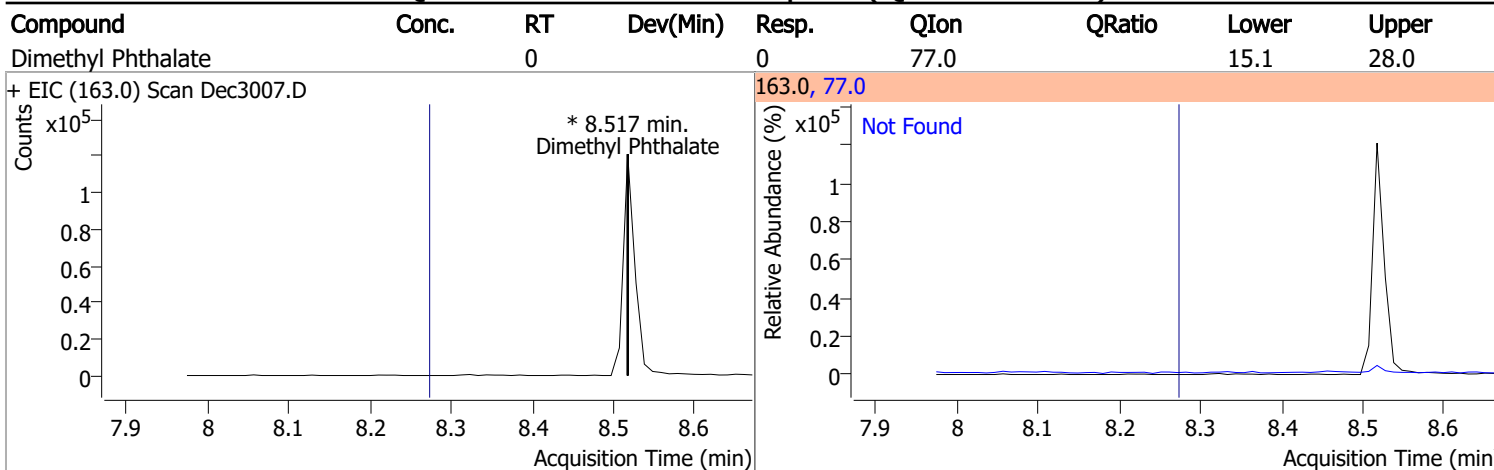
| Compound | Conc. | Exp RT | QIon | Exp Ratio |
|-----------------------|-------|--------|-------|-----------|
| 2,4,6-Trichlorophenol | N.D. | 7.65 | 198.0 | 94.4 |



Quantitation Results Report (QT Reviewed)

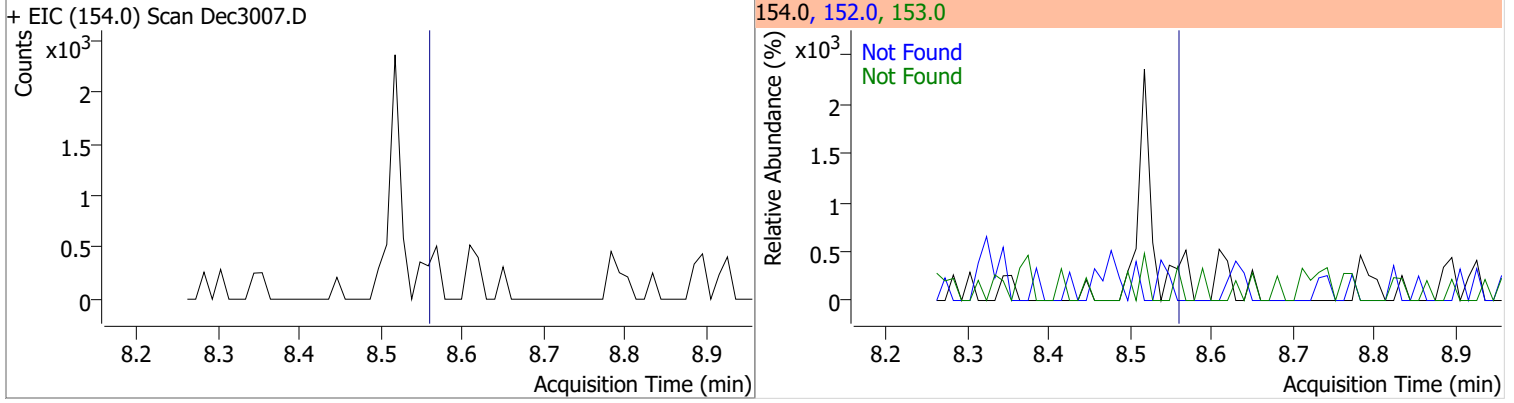


Quantitation Results Report (QT Reviewed)

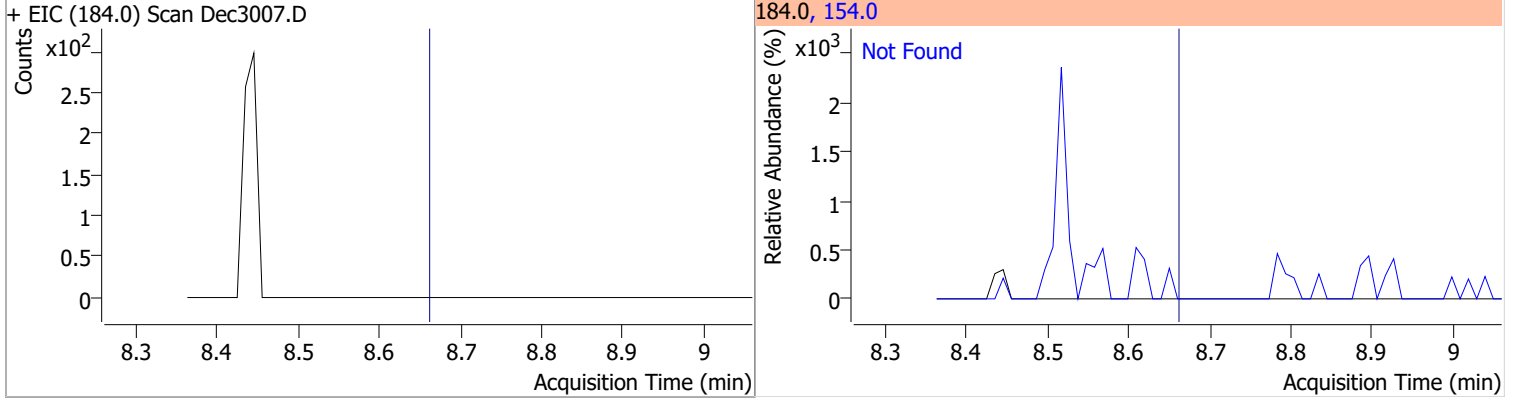


Quantitation Results Report (QT Reviewed)

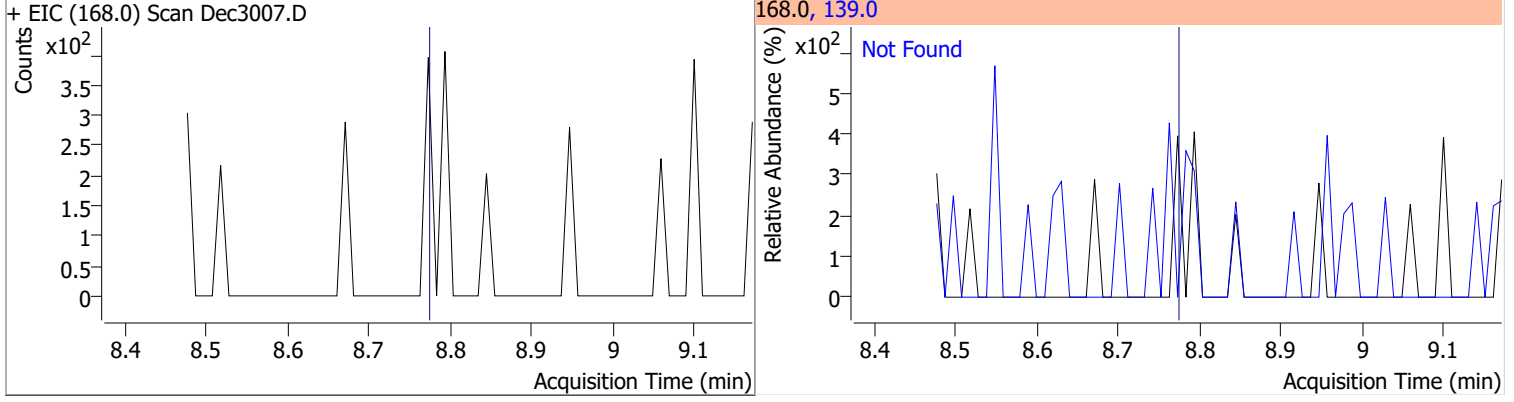
| Compound | Conc. | Exp RT | QIon | Exp Ratio | QIon | Exp Ratio |
|--------------|-------|--------|-------|-----------|-------|-----------|
| Acenaphthene | N.D. | 8.56 | 153.0 | 109.6 | 152.0 | 52.7 |



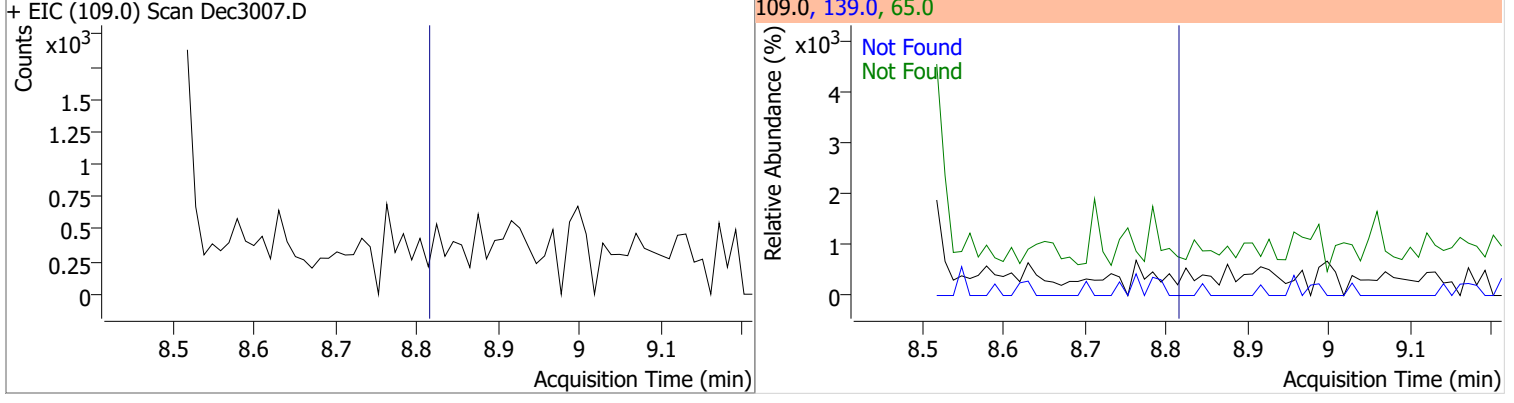
| Compound | Conc. | Exp RT | QIon | Exp Ratio |
|-------------------|-------|--------|-------|-----------|
| 2,4-Dinitrophenol | N.D. | 8.66 | 154.0 | 55.5 |



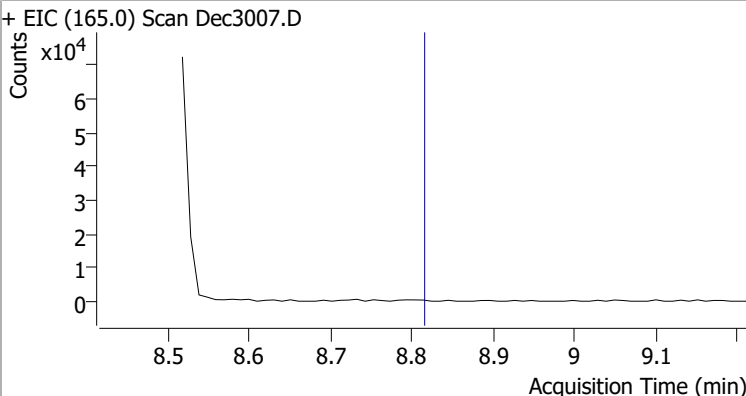
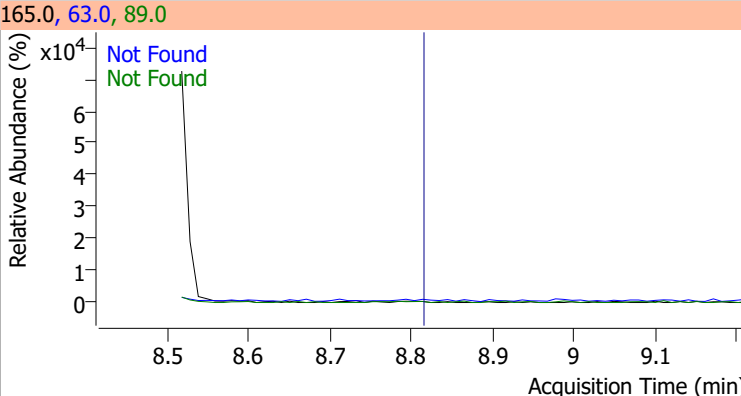
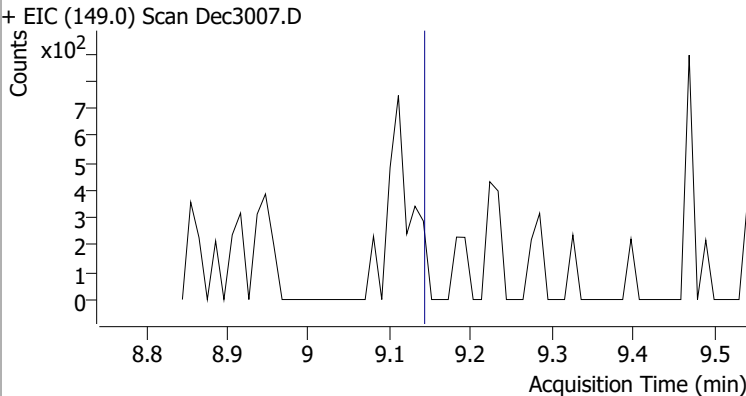
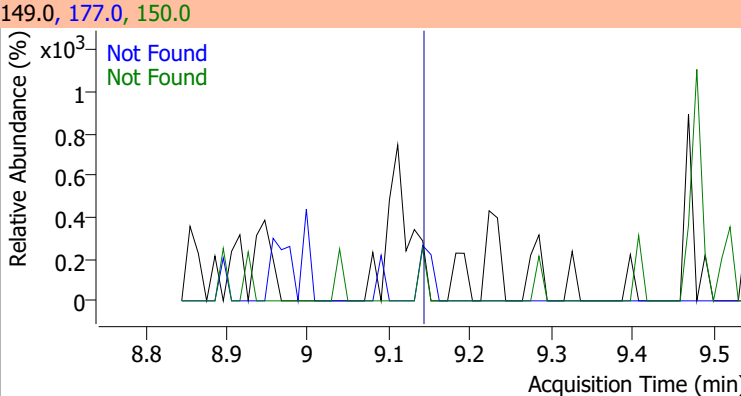
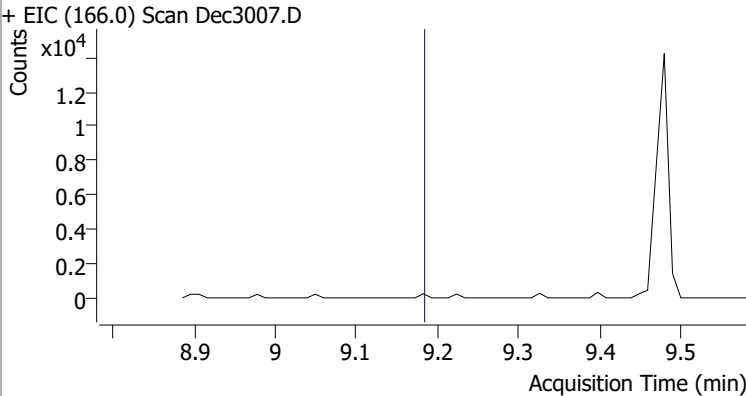
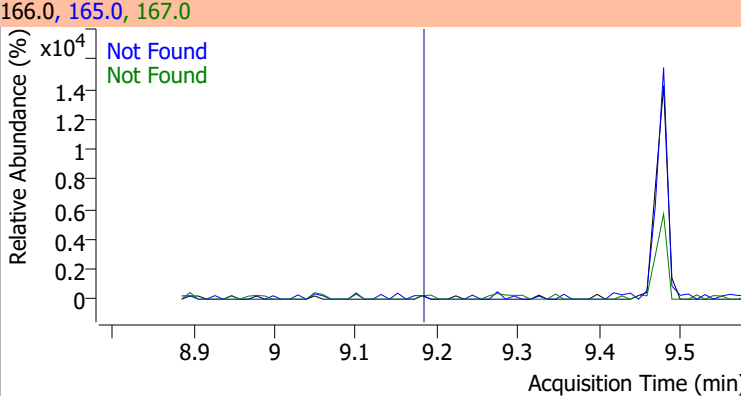
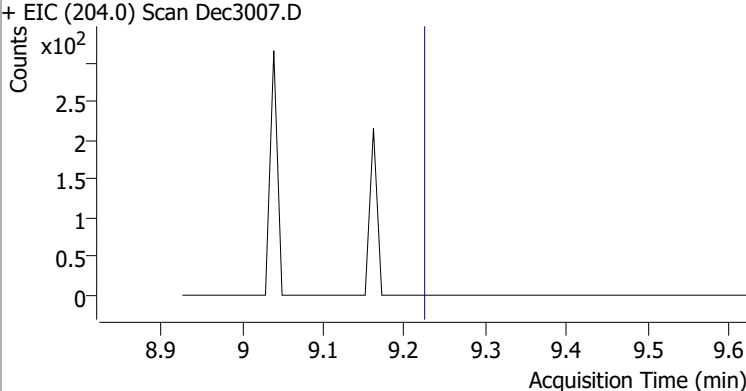
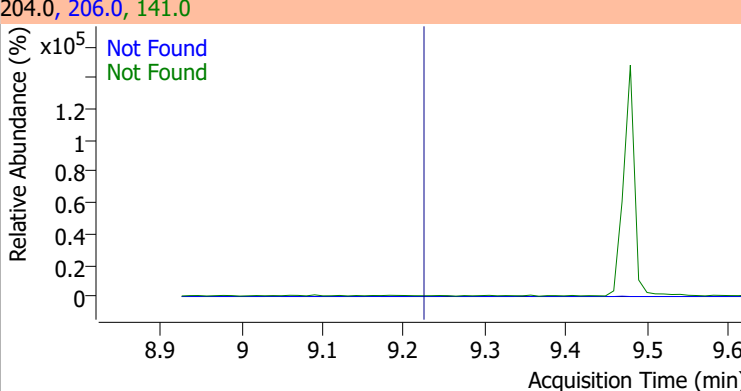
| Compound | Conc. | Exp RT | QIon | Exp Ratio |
|--------------|-------|--------|-------|-----------|
| Dibenzofuran | N.D. | 8.77 | 139.0 | 38.2 |



| Compound | Conc. | Exp RT | QIon | Exp Ratio | QIon | Exp Ratio |
|---------------|-------|--------|------|-----------|-------|-----------|
| 4-Nitrophenol | N.D. | 8.81 | 65.0 | 85.8 | 139.0 | 70.9 |

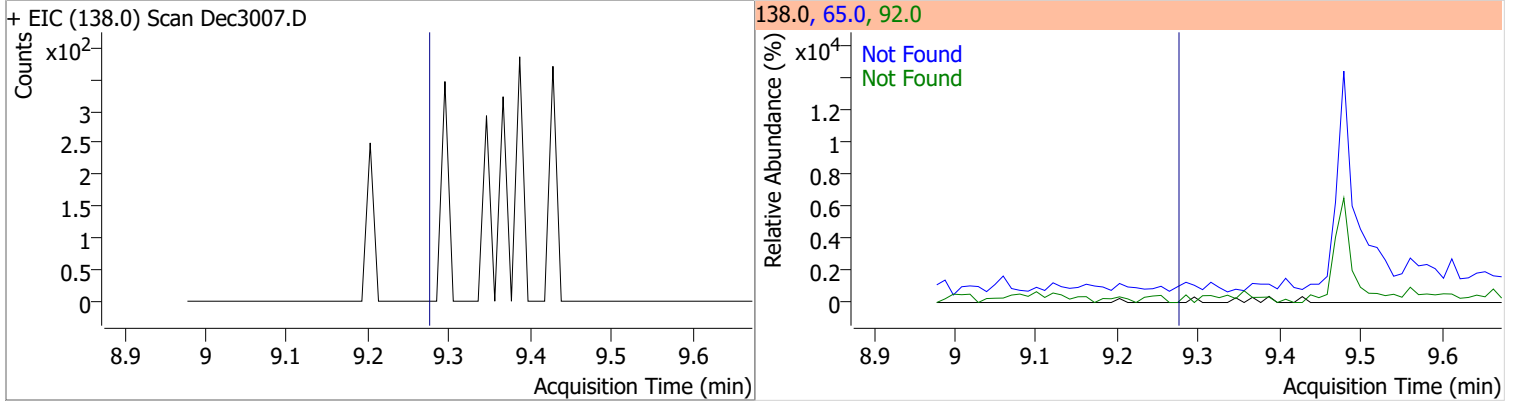


Quantitation Results Report (QT Reviewed)

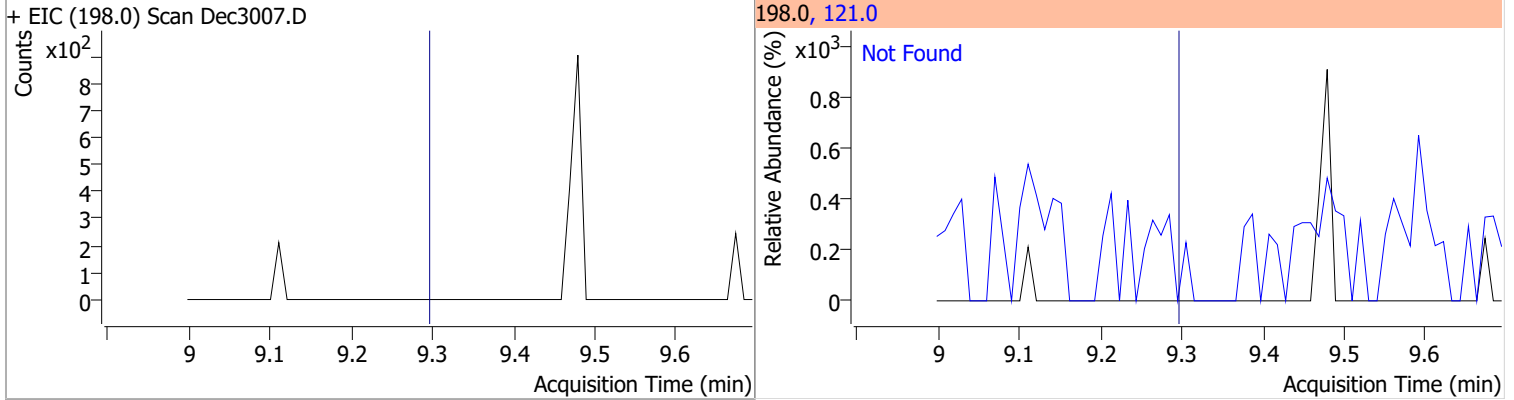
| Compound | Conc. | Exp RT | QIon | Exp Ratio | QIon | Exp Ratio |
|--|-------|--------|--|-----------|-------|-----------|
| 2,4-Dinitrotoluene | N.D. | 8.81 | 63.0 | 89.4 | 89.0 | 79.1 |
| + EIC (165.0) Scan Dec3007.D | | | 165.0, 63.0, 89.0 | | | |
|  | | |  | | | |
| Diethylphthalate | N.D. | 9.14 | 177.0 | 19.4 | 150.0 | 12.3 |
| + EIC (149.0) Scan Dec3007.D | | | 149.0, 177.0, 150.0 | | | |
|  | | |  | | | |
| Fluorene | N.D. | 9.18 | 165.0 | 88.8 | 167.0 | 12.9 |
| + EIC (166.0) Scan Dec3007.D | | | 166.0, 165.0, 167.0 | | | |
|  | | |  | | | |
| 4-Chlorophenyl-phenylether | N.D. | 9.22 | 141.0 | 65.7 | 206.0 | 32.4 |
| + EIC (204.0) Scan Dec3007.D | | | 204.0, 206.0, 141.0 | | | |
|  | | |  | | | |

Quantitation Results Report (QT Reviewed)

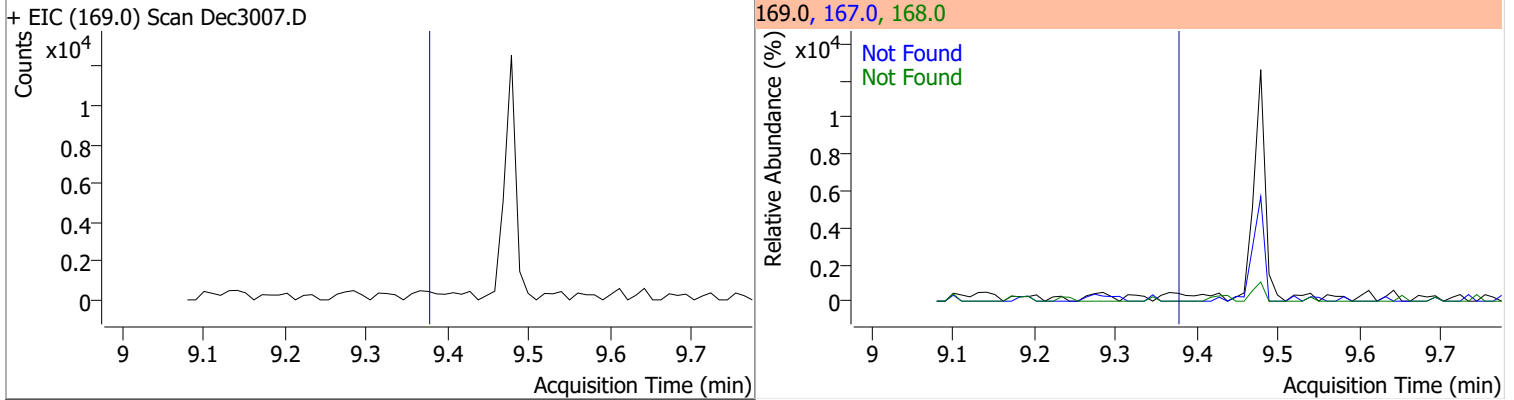
| Compound | Conc. | Exp RT | QIon | Exp Ratio | QIon | Exp Ratio |
|----------------|-------|--------|------|-----------|------|-----------|
| 4-Nitroaniline | N.D. | 9.27 | 65.0 | 131.3 | 92.0 | 49.5 |



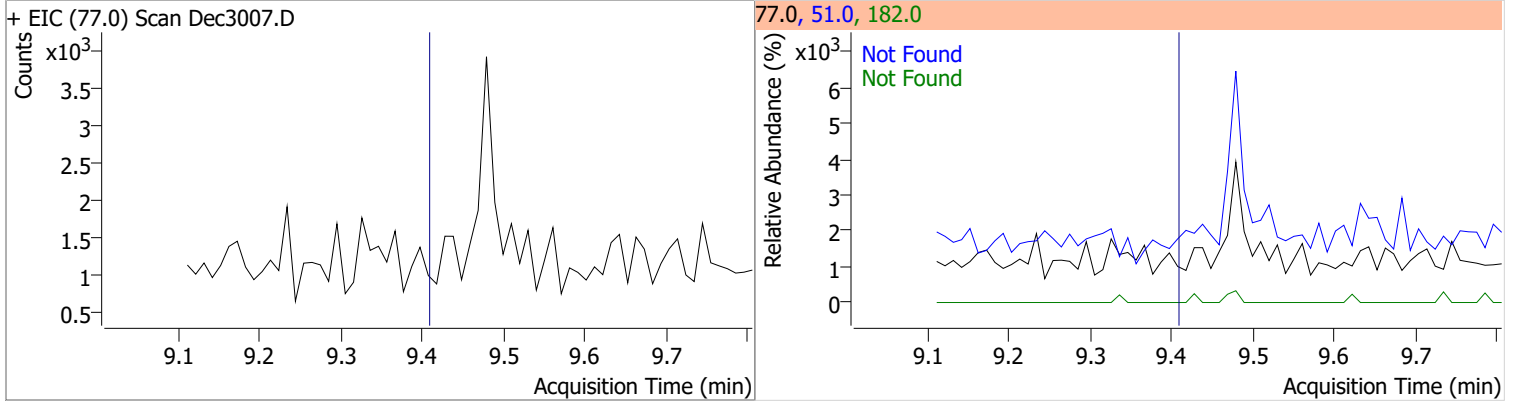
| Compound | Conc. | Exp RT | QIon | Exp Ratio |
|----------------------------|-------|--------|-------|-----------|
| 4,6-Dinitro-2-methylphenol | N.D. | 9.29 | 121.0 | 52.9 |



| Compound | Conc. | Exp RT | QIon | Exp Ratio | QIon | Exp Ratio |
|------------------------|-------|--------|-------|-----------|-------|-----------|
| N-nitrosodiphenylamine | N.D. | 9.38 | 168.0 | 66.6 | 167.0 | 35.0 |

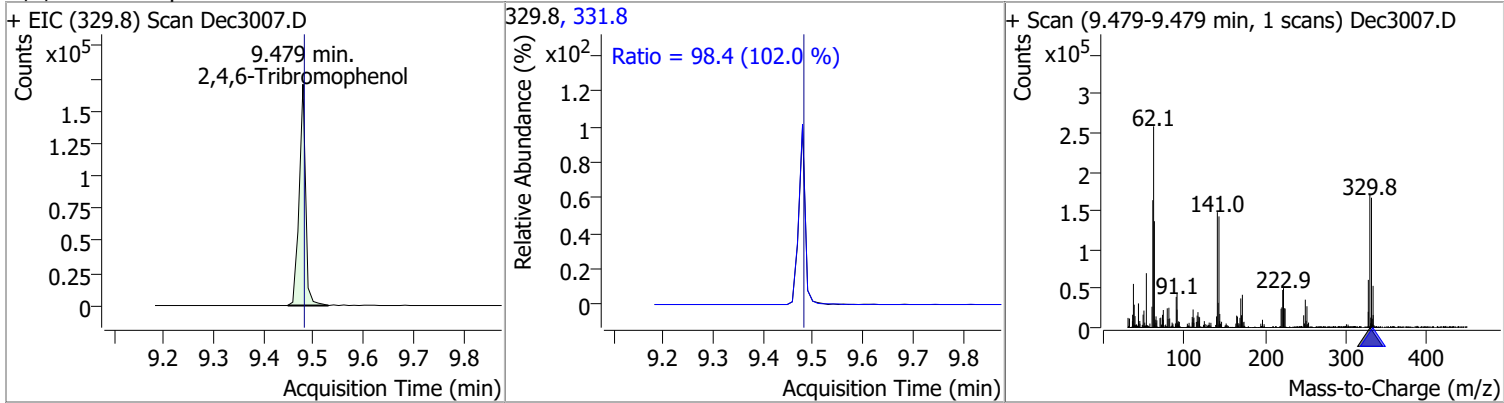


| Compound | Conc. | Exp RT | QIon | Exp Ratio | QIon | Exp Ratio |
|------------|-------|--------|------|-----------|-------|-----------|
| Azobenzene | N.D. | 9.41 | 51.0 | 49.7 | 182.0 | 23.1 |

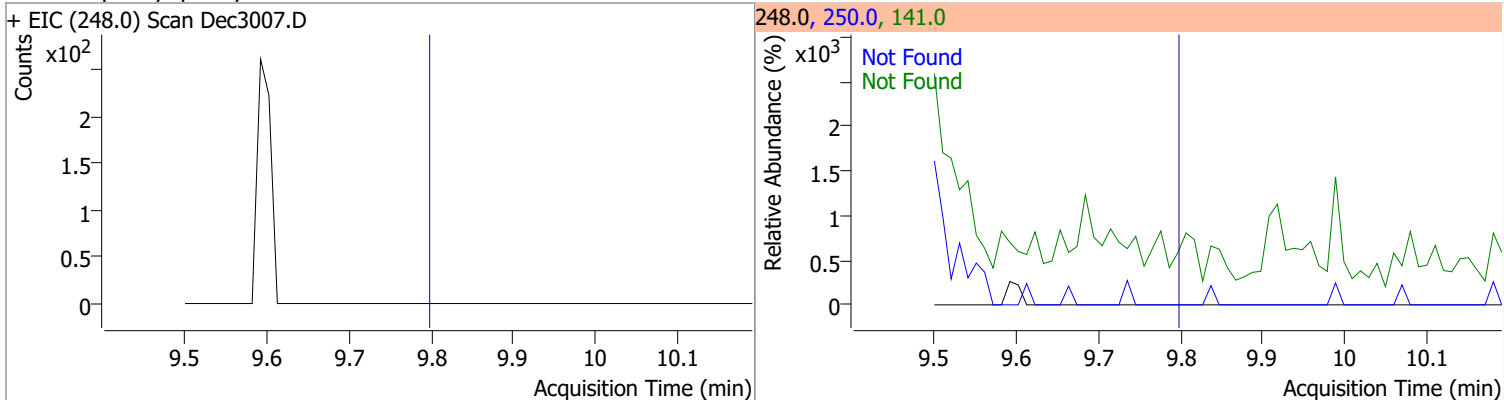


Quantitation Results Report (QT Reviewed)

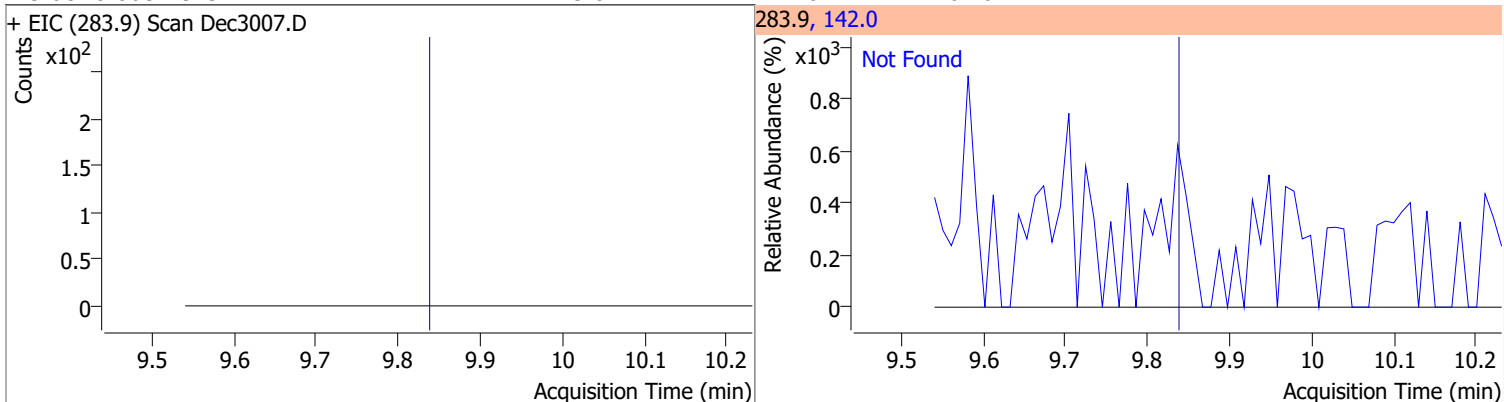
| Compound | Conc. | RT | Dev(Min) | Resp. | QIon | QRatio | Lower | Upper |
|----------------------|----------|------|----------|--------|-------|--------|-------|-------|
| 2,4,6-Tribromophenol | 171.2212 | 9.48 | 0.00 | 153437 | 331.8 | 98.4 | 67.5 | 125.3 |



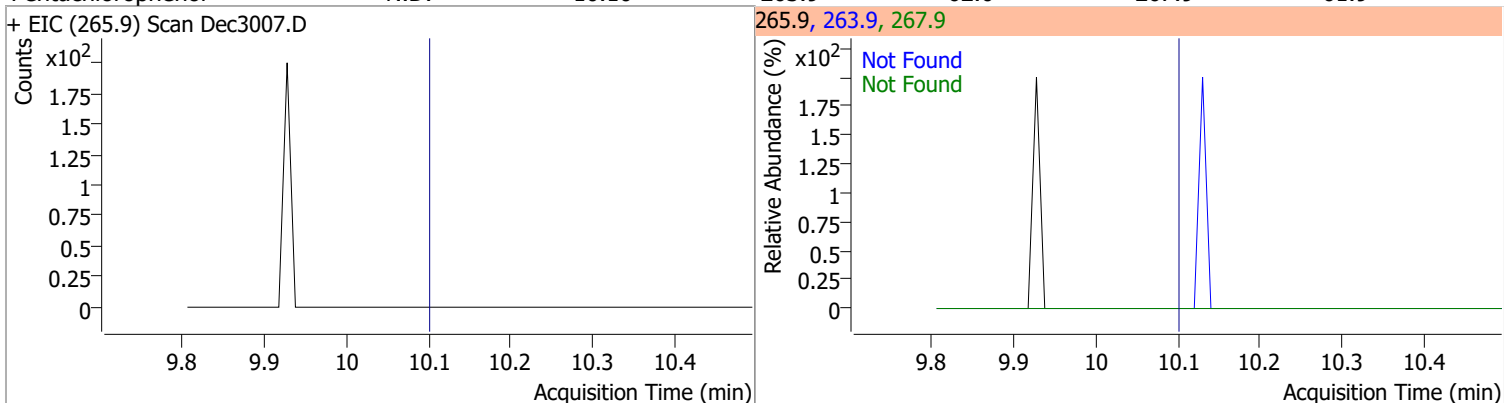
| Compound | Conc. | Exp RT | QIon | Exp Ratio | QIon | Exp Ratio |
|---------------------------|-------|--------|-------|-----------|-------|-----------|
| 4-Bromophenyl-phenylether | N.D. | 9.80 | 141.0 | 109.8 | 250.0 | 97.9 |



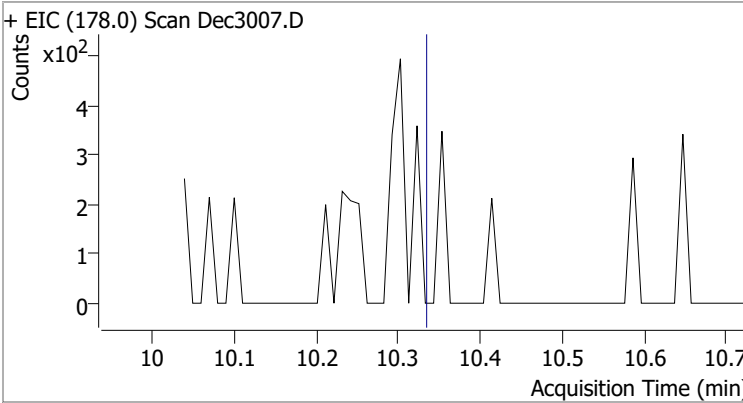
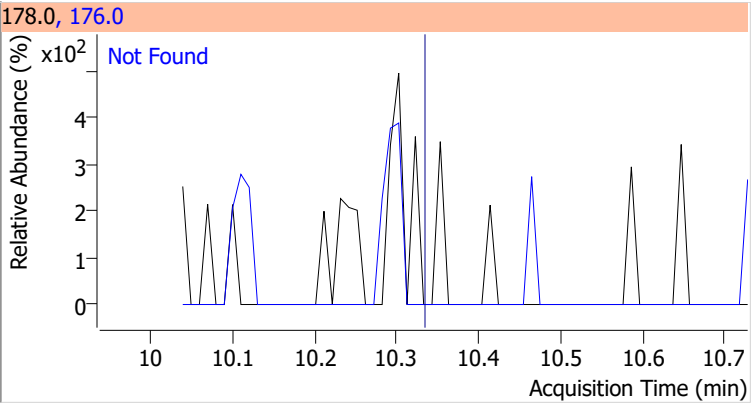
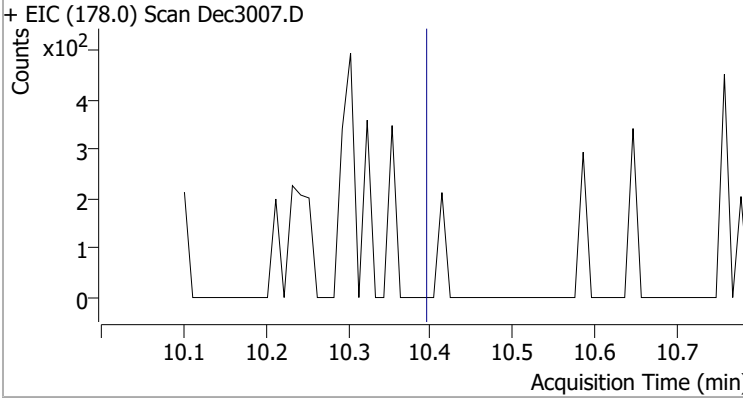
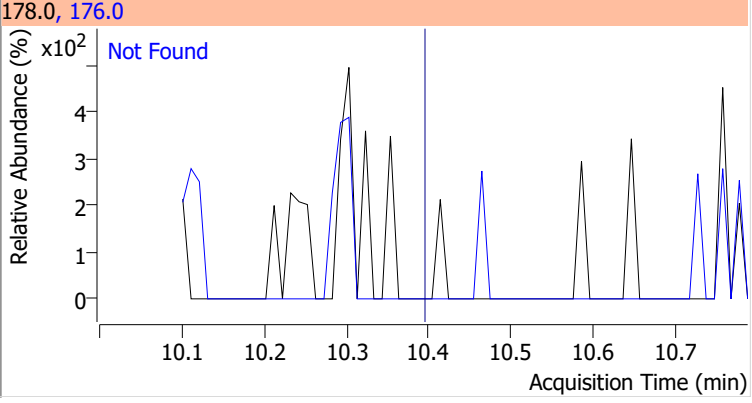
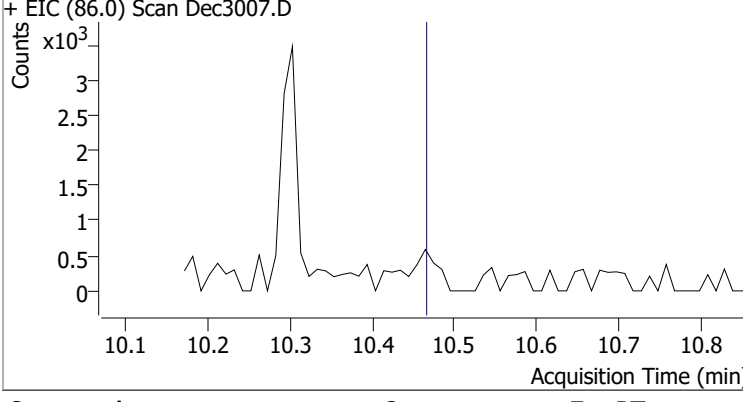
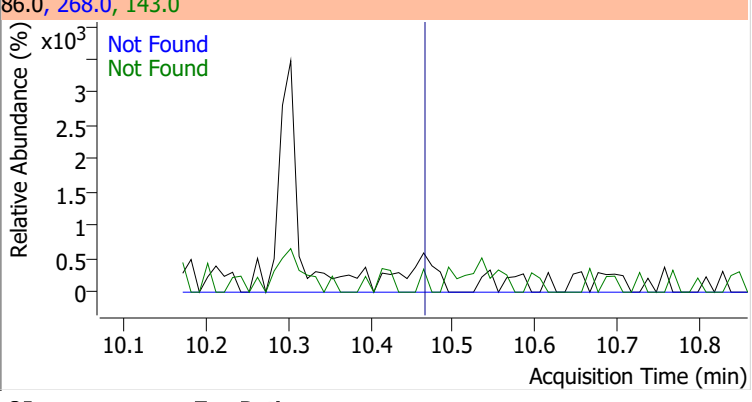
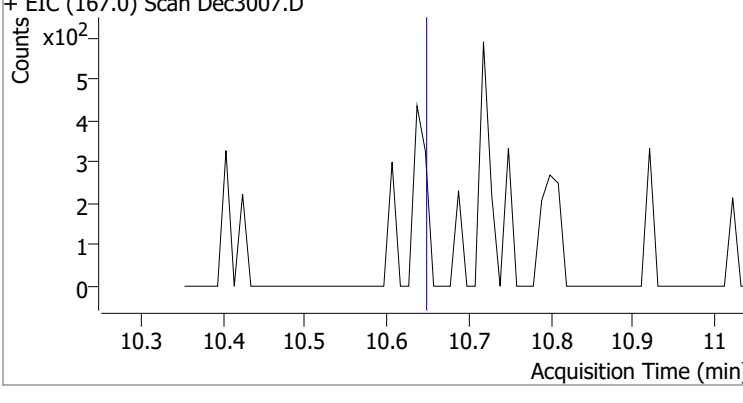
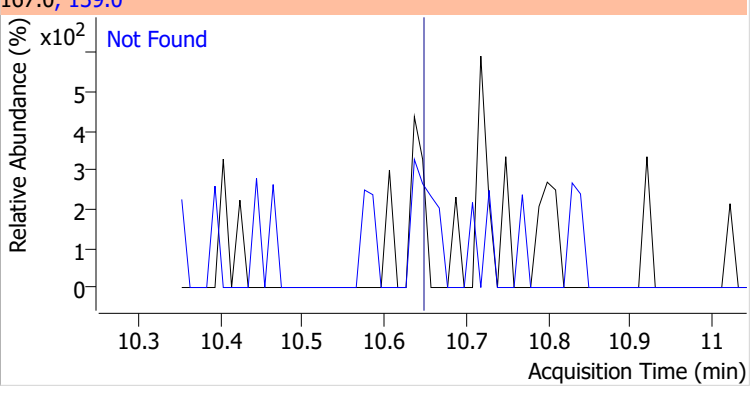
| Compound | Conc. | Exp RT | QIon | Exp Ratio | QIon | Exp Ratio |
|-------------------|-------|--------|-------|-----------|------|-----------|
| Hexachlorobenzene | N.D. | 9.84 | 142.0 | 64.6 | | |



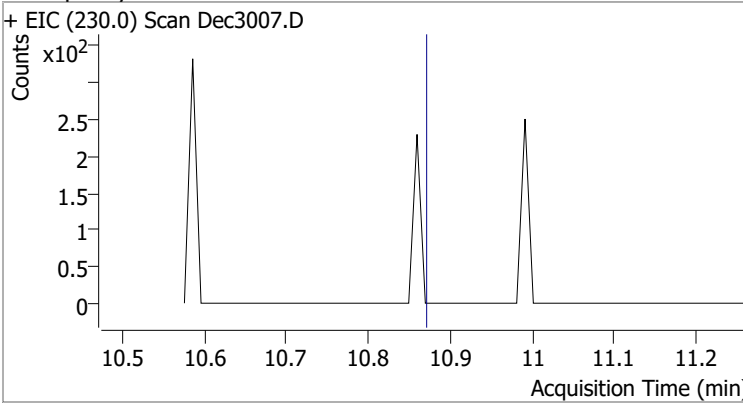
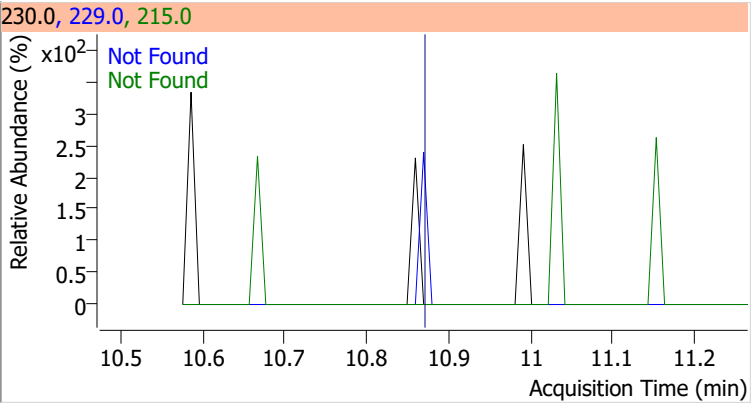
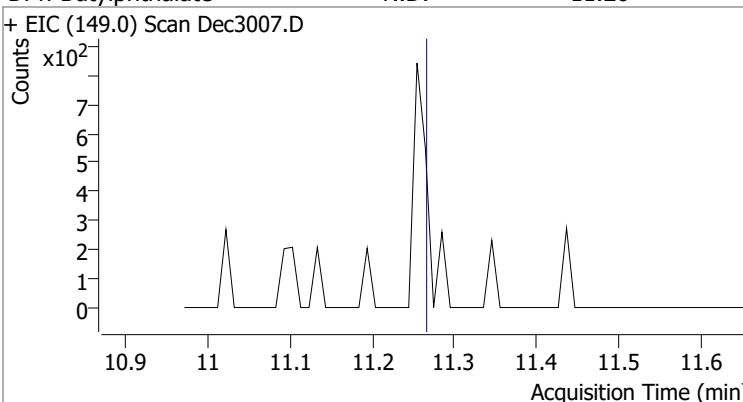
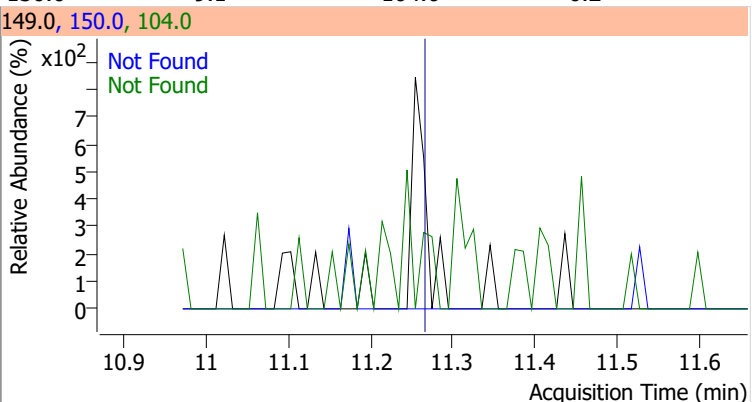
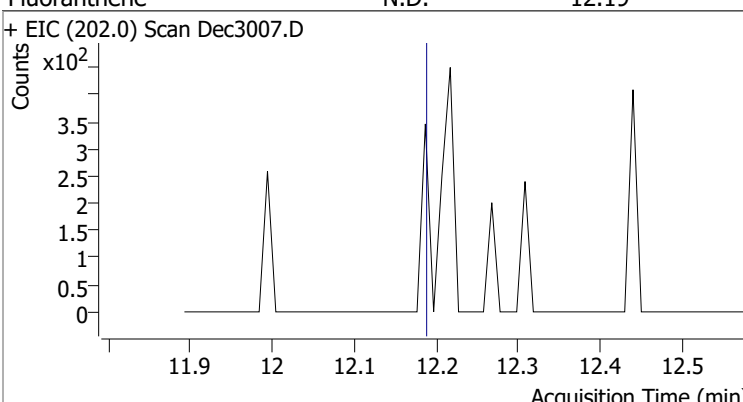
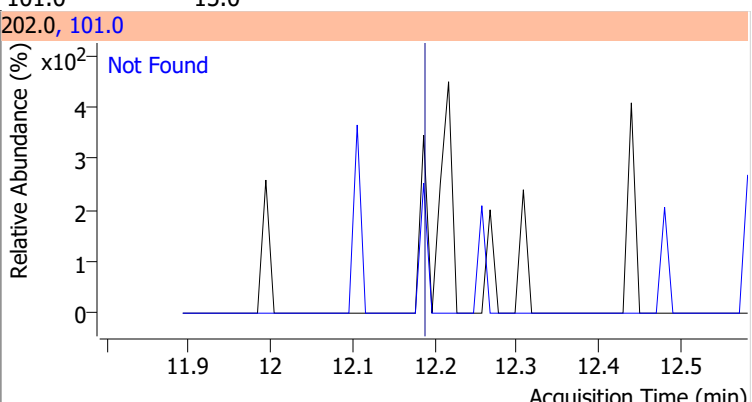
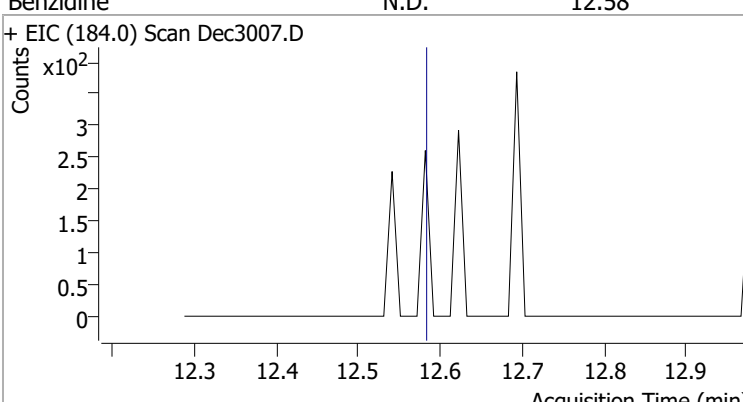
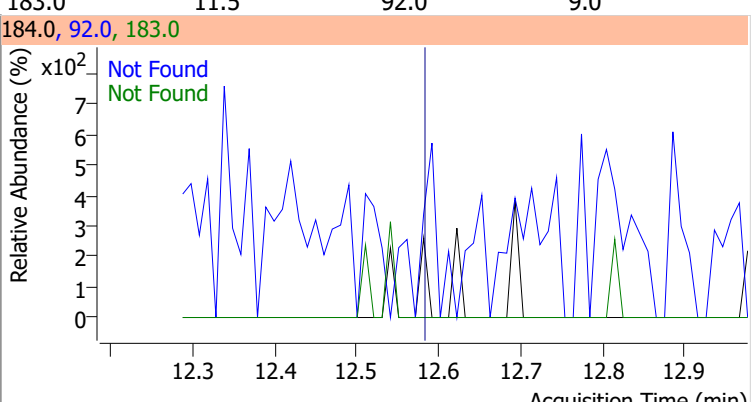
| Compound | Conc. | Exp RT | QIon | Exp Ratio | QIon | Exp Ratio |
|-------------------|-------|--------|-------|-----------|-------|-----------|
| Pentachlorophenol | N.D. | 10.10 | 263.9 | 62.0 | 267.9 | 61.9 |



Quantitation Results Report (QT Reviewed)

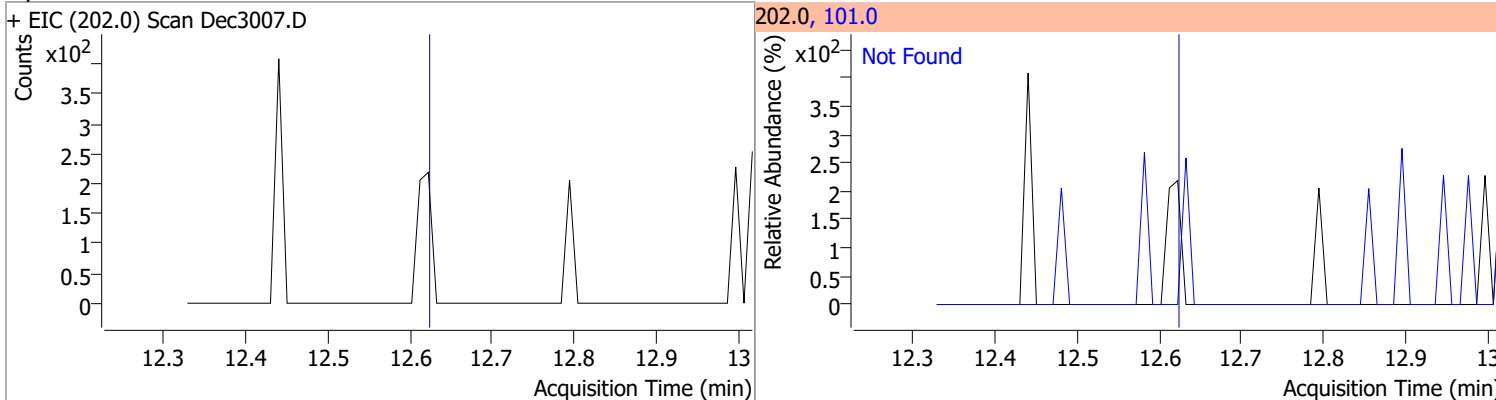
| Compound | Conc. | Exp RT | QIon | Exp Ratio | | |
|--|-------|--------|--|-----------|------|-----------|
| Phenanthrene | N.D. | 10.33 | 176.0 | 19.7 | | |
| + EIC (178.0) Scan Dec3007.D | | | 178.0, 176.0 | | | |
|  | | |  | | | |
| Anthracene | N.D. | 10.39 | 176.0 | 18.3 | | |
| + EIC (178.0) Scan Dec3007.D | | | 178.0, 176.0 | | | |
|  | | |  | | | |
| Triallate | N.D. | 10.46 | 143.0 | 22.0 | QIon | Exp Ratio |
| + EIC (86.0) Scan Dec3007.D | | | 86.0, 268.0, 143.0 | | | |
|  | | |  | | | |
| Carbazole | N.D. | 10.65 | 139.0 | 13.0 | | |
| + EIC (167.0) Scan Dec3007.D | | | 167.0, 139.0 | | | |
|  | | |  | | | |

Quantitation Results Report (QT Reviewed)

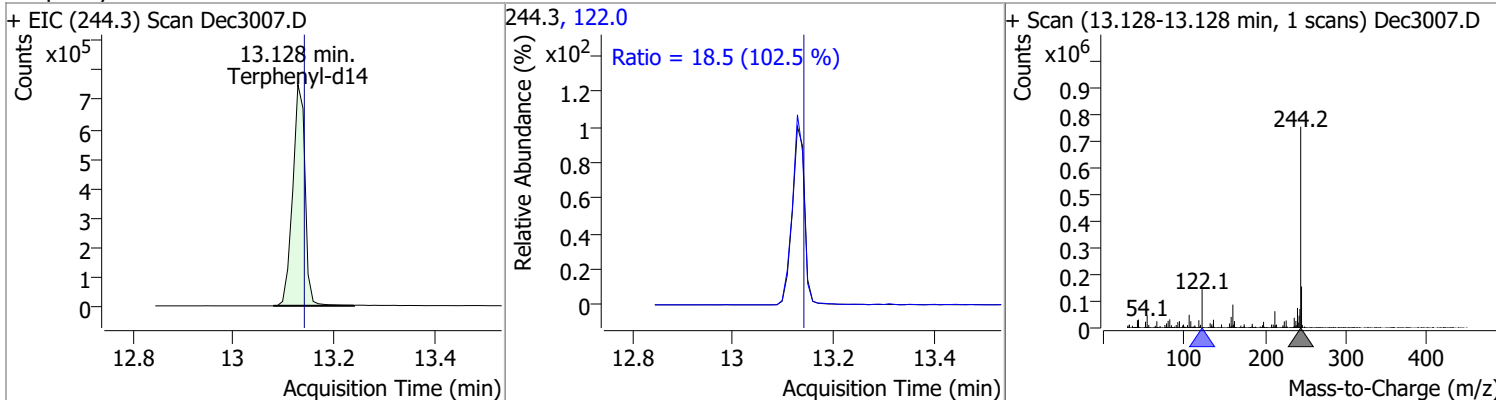
| Compound | Conc. | Exp RT | QIon | Exp Ratio | QIon | Exp Ratio |
|--|-------|--------|--|-----------|-------|-----------|
| o-Terphenyl | N.D. | 10.87 | 229.0 | 67.7 | 215.0 | 38.2 |
| + EIC (230.0) Scan Dec3007.D | | | 230.0, 229.0, 215.0 | | | |
|  | | |  | | | |
| Di-n-Butylphthalate | N.D. | 11.26 | 150.0 | 9.1 | 104.0 | 6.2 |
| + EIC (149.0) Scan Dec3007.D | | | 149.0, 150.0, 104.0 | | | |
|  | | |  | | | |
| Fluoranthene | N.D. | 12.19 | 101.0 | 15.0 | | |
| + EIC (202.0) Scan Dec3007.D | | | 202.0, 101.0 | | | |
|  | | |  | | | |
| Benzidine | N.D. | 12.58 | 183.0 | 11.5 | 92.0 | 9.0 |
| + EIC (184.0) Scan Dec3007.D | | | 184.0, 92.0, 183.0 | | | |
|  | | |  | | | |

Quantitation Results Report (QT Reviewed)

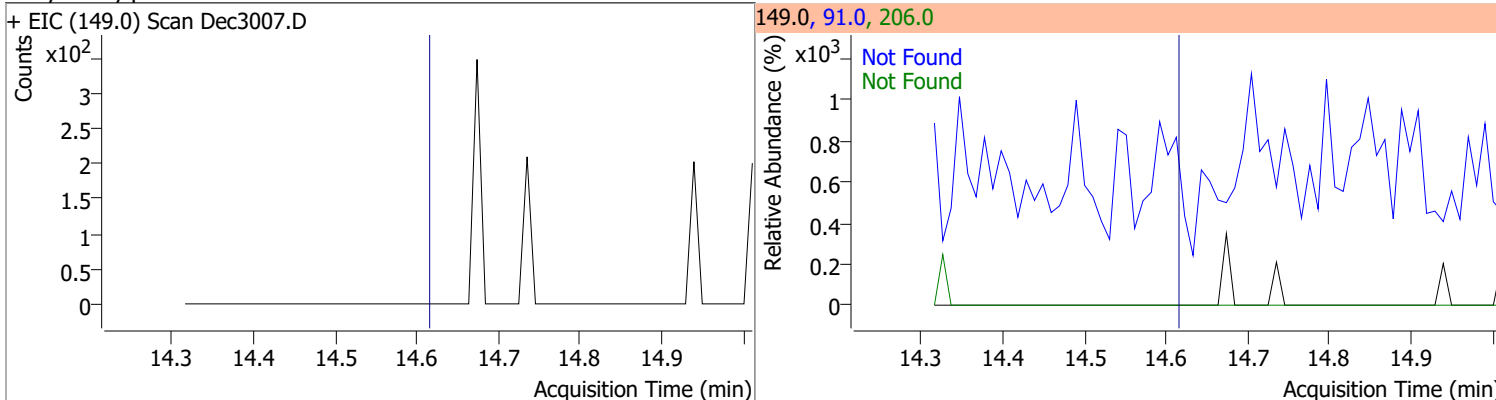
| Compound | Conc. | Exp RT | QIon | Exp Ratio |
|----------|-------|--------|-------|-----------|
| Pyrene | N.D. | 12.62 | 101.0 | 18.5 |



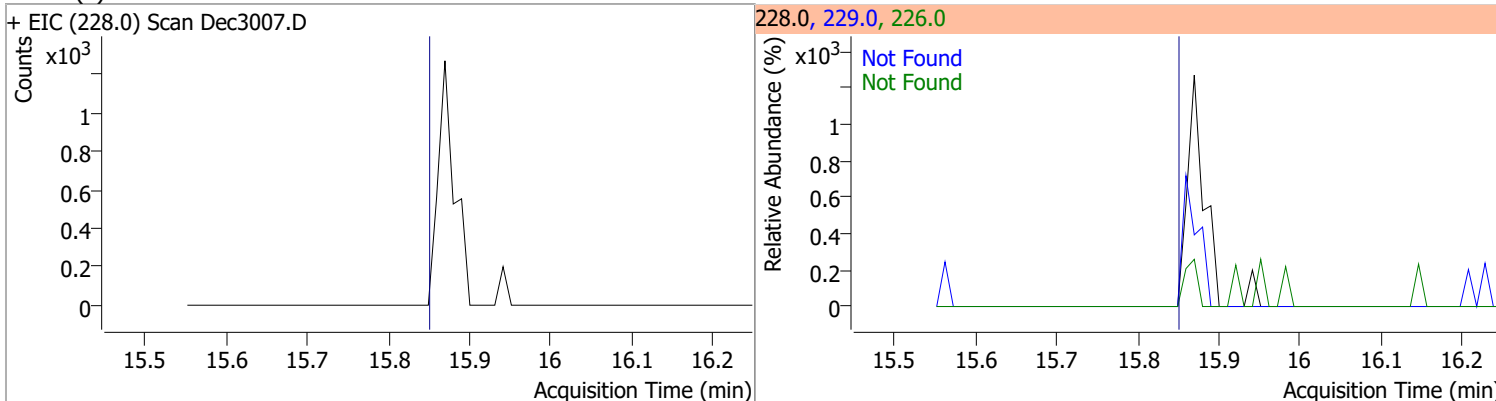
| Compound | Conc. | RT | Dev(Min) | Resp. | QIon | QRatio | Lower | Upper |
|---------------|---------|-------|----------|---------|-------|--------|-------|-------|
| Terphenyl-d14 | 91.1441 | 13.13 | -0.01 | 1279629 | 122.0 | 18.5 | 12.7 | 23.5 |



| Compound | Conc. | Exp RT | QIon | Exp Ratio | QIon | Exp Ratio |
|----------------------|-------|--------|------|-----------|-------|-----------|
| Butylbenzylphthalate | N.D. | 14.63 | 91.0 | 94.6 | 206.0 | 14.9 |

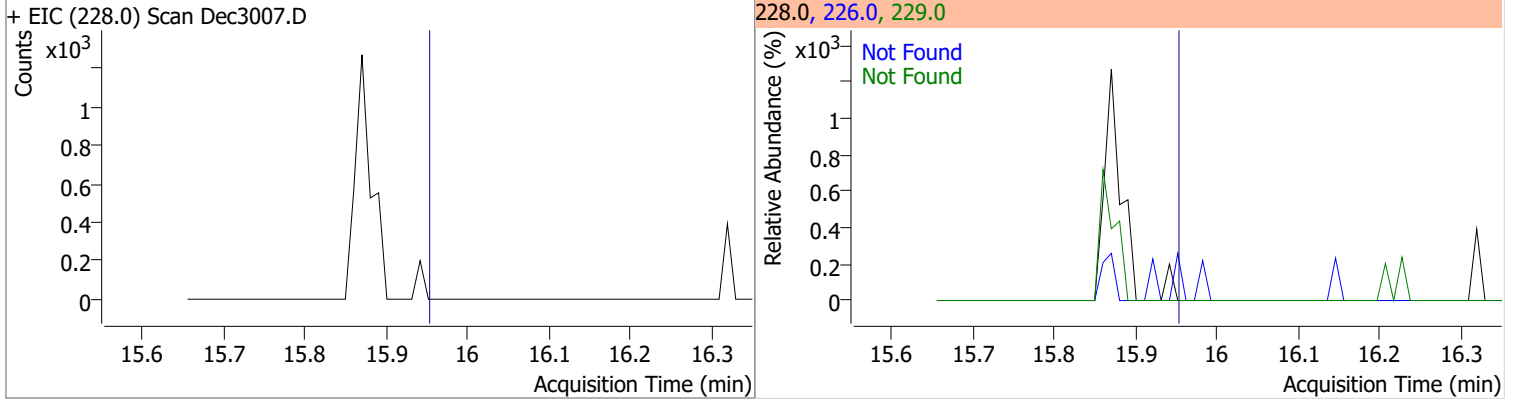


| Compound | Conc. | Exp RT | QIon | Exp Ratio | QIon | Exp Ratio |
|--------------------|-------|--------|-------|-----------|-------|-----------|
| Benzo(a)Anthracene | N.D. | 15.87 | 226.0 | 26.7 | 229.0 | 21.3 |

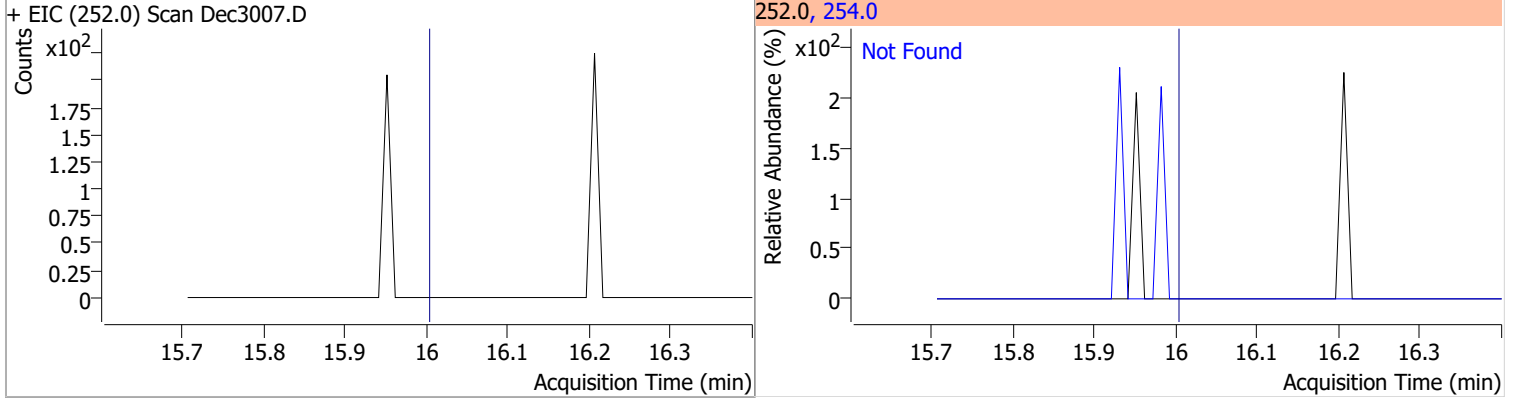


Quantitation Results Report (QT Reviewed)

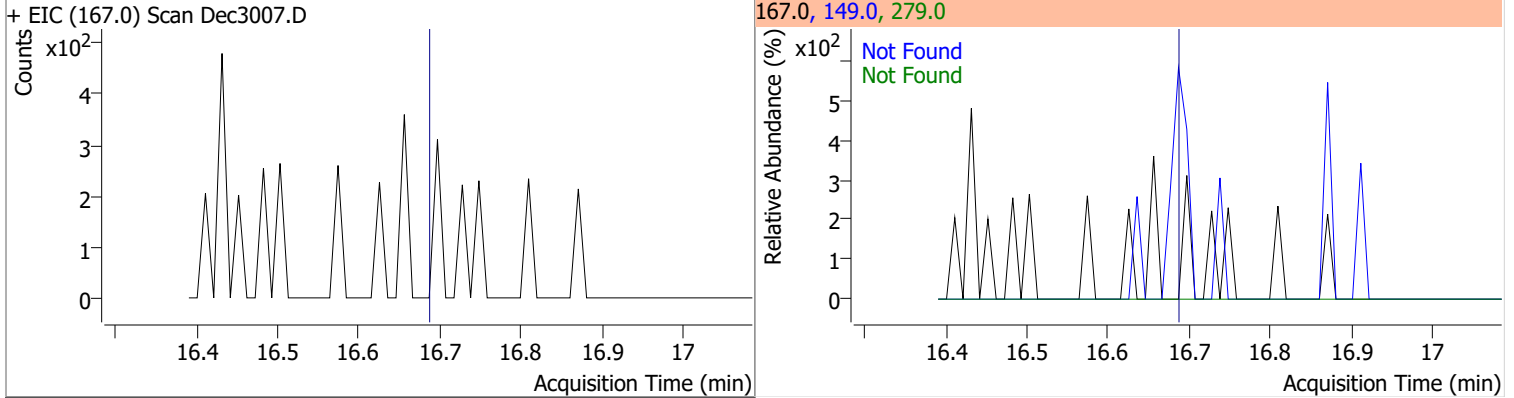
| Compound | Conc. | Exp RT | QIon | Exp Ratio | QIon | Exp Ratio |
|----------|-------|--------|-------|-----------|-------|-----------|
| Chrysene | N.D. | 15.97 | 226.0 | 30.6 | 229.0 | 20.9 |



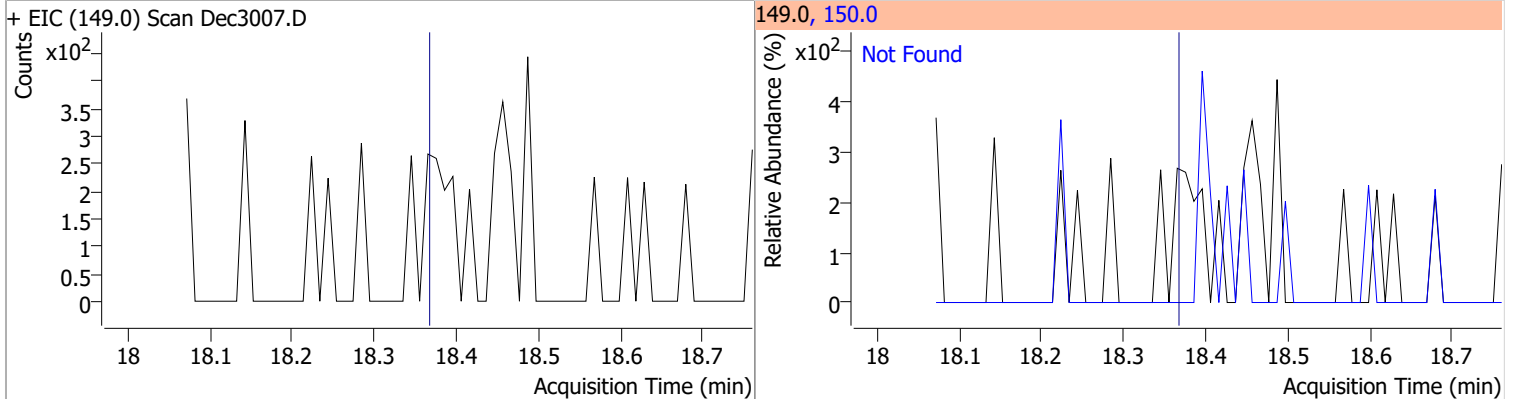
| Compound | Conc. | Exp RT | QIon | Exp Ratio |
|-----------------------|-------|--------|-------|-----------|
| 3,3-Dichlorobenzidine | N.D. | 16.02 | 254.0 | 62.0 |



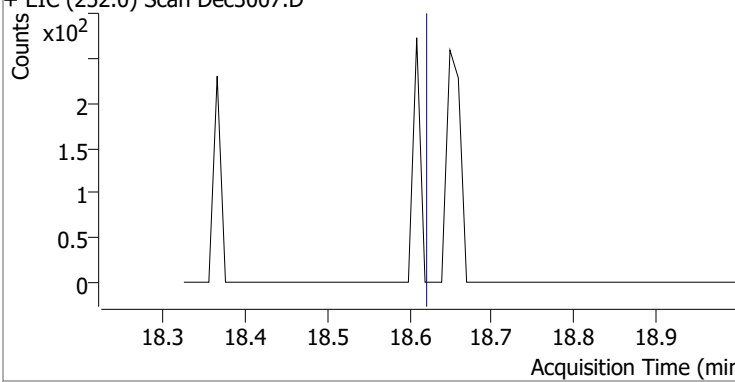
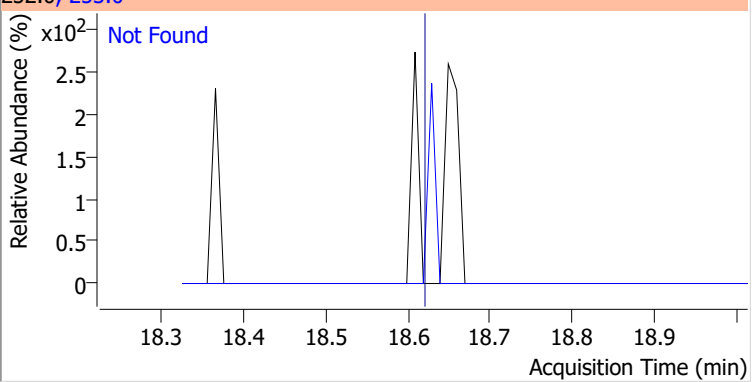
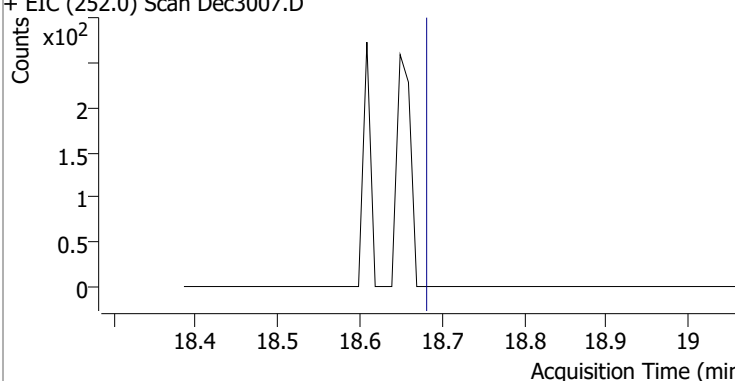
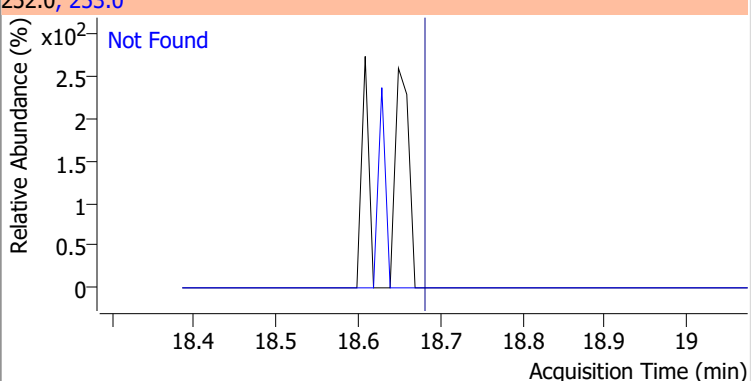
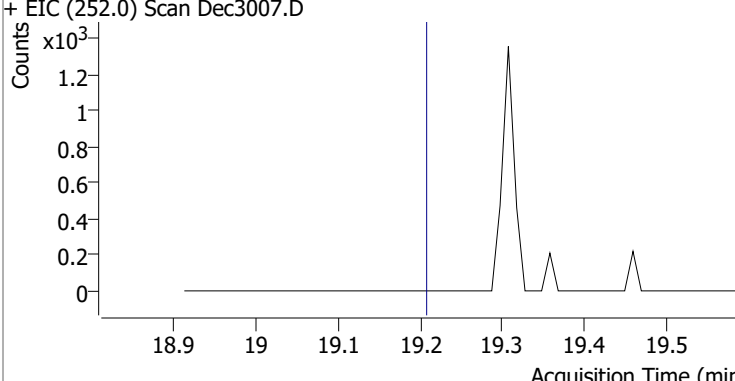
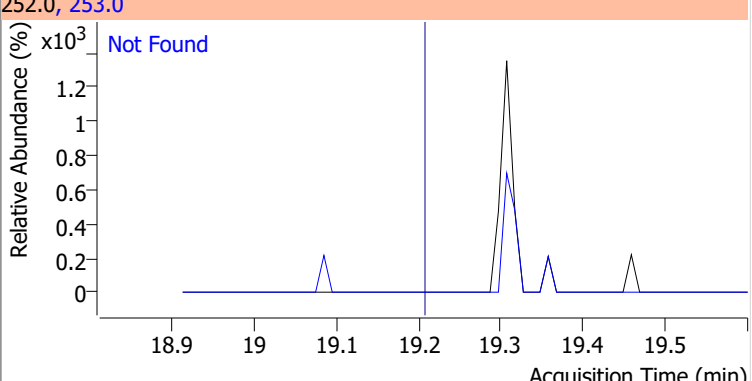
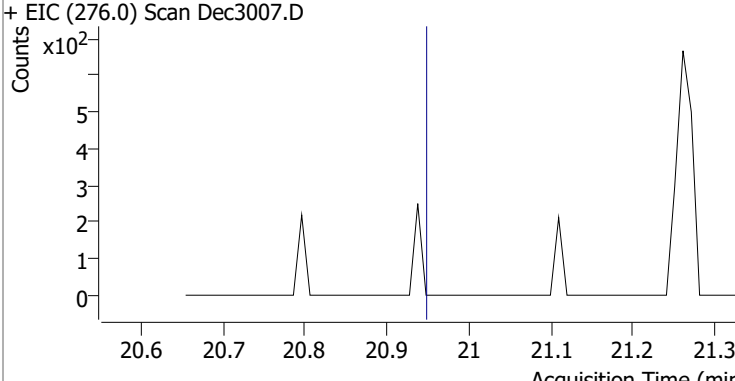
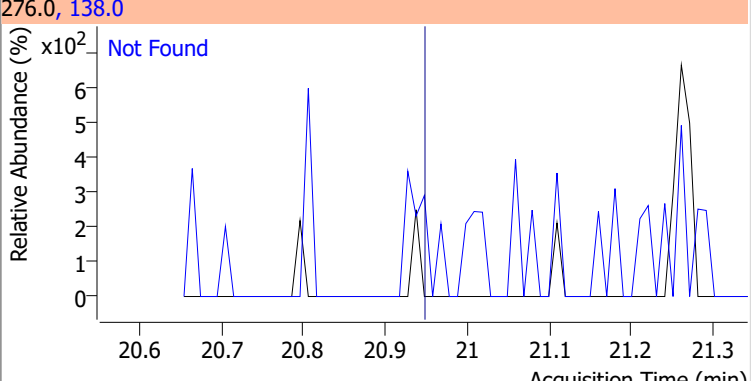
| Compound | Conc. | Exp RT | QIon | Exp Ratio | QIon | Exp Ratio |
|----------------------------|-------|--------|-------|-----------|-------|-----------|
| bis(2-ethylhexyl)Phthalate | N.D. | 16.71 | 149.0 | 421.6 | 279.0 | 11.2 |



| Compound | Conc. | Exp RT | QIon | Exp Ratio |
|----------------------|-------|--------|-------|-----------|
| Di-n-octyl Phthalate | N.D. | 18.38 | 150.0 | 9.7 |

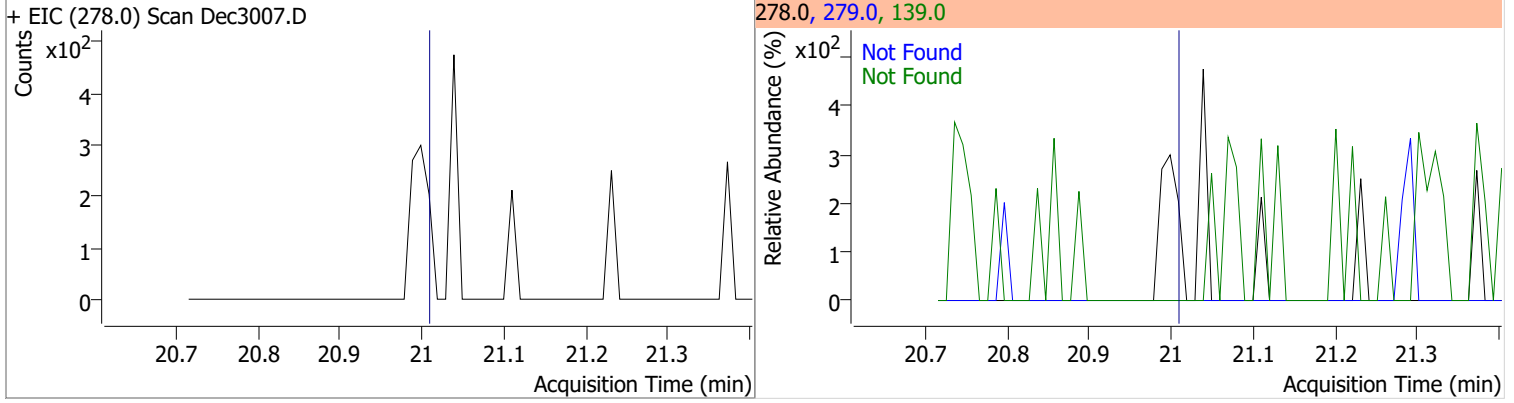


Quantitation Results Report (QT Reviewed)

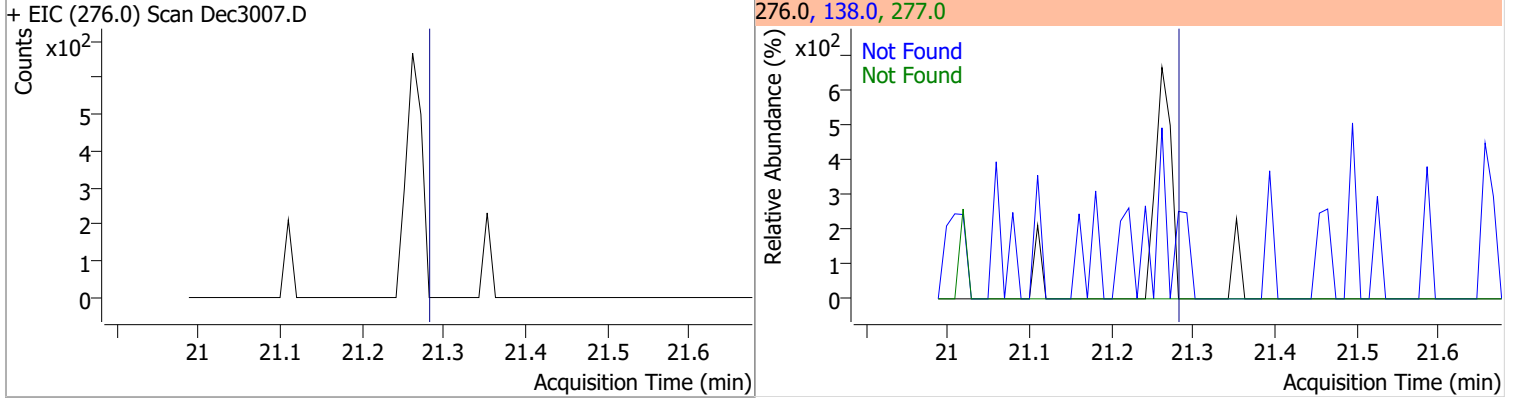
| Compound | Conc. | Exp RT | QIon | Exp Ratio |
|--|-------|--------|--|-----------|
| Benzo(b)fluoranthene | N.D. | 18.63 | 253.0 | 21.4 |
| + EIC (252.0) Scan Dec3007.D | | | 252.0, 253.0 | |
|  | | |  | |
| Benzo(k)fluoranthene | N.D. | 18.69 | 253.0 | 21.7 |
| + EIC (252.0) Scan Dec3007.D | | | 252.0, 253.0 | |
|  | | |  | |
| Benzo(a)pyrene | N.D. | 19.22 | 253.0 | 22.9 |
| + EIC (252.0) Scan Dec3007.D | | | 252.0, 253.0 | |
|  | | |  | |
| Indeno(1,2,3-c,d)pyrene | N.D. | 20.96 | 138.0 | 39.1 |
| + EIC (276.0) Scan Dec3007.D | | | 276.0, 138.0 | |
|  | | |  | |

Quantitation Results Report (QT Reviewed)

| Compound | Conc. | Exp RT | QIon | Exp Ratio | QIon | Exp Ratio |
|------------------------|-------|--------|-------|-----------|-------|-----------|
| Dibenzo(a,h)anthracene | N.D. | 21.02 | 139.0 | 30.6 | 279.0 | 24.6 |

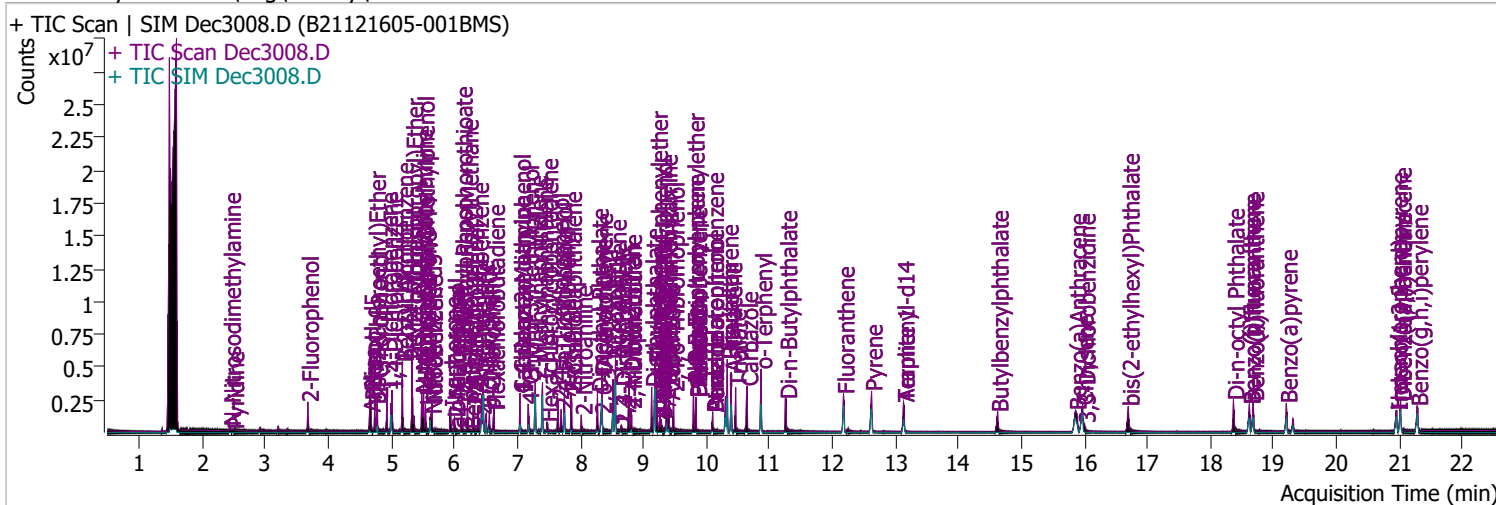


| Compound | Conc. | Exp RT | QIon | Exp Ratio | QIon | Exp Ratio |
|----------------------|-------|--------|-------|-----------|-------|-----------|
| Benzo(g,h,i)perylene | N.D. | 21.29 | 138.0 | 41.5 | 277.0 | 23.8 |



Quantitation Results Report (QT Reviewed)

| | | | |
|----------------|----------------------------|-------------------|------------------------|
| Data File | Dec3008.D | Operator | LIMS import |
| Acq. Method | BNA+SIM.M | Acq. Date-Time | 12/30/2021 3:56:48 PM |
| Sample Name | B21121605-001BMS | Instrument | Instrument #1 |
| Vial | 8 | Multiplier | 1.00 |
| DA Method File | 122821 bna 1 CAL.batch.bin | Comment | SVOC-8270-W |
| Tune File | dftppdsm.u | Tune Date | 11/24/2021 11:15:00 AM |
| Batch Name | 123021 bna 1.batch.bin | Last Calib Update | 1/3/2022 10:10:10 AM |
| Ref Library | D:\Org\Library\NIST129K.I | | |



| Compound | RT | QIon | Resp. | Conc. | Units | Dev(Min) |
|----------|----|------|-------|-------|-------|----------|
|----------|----|------|-------|-------|-------|----------|

Internal Standards

System Monitoring Compounds

| | | | | | | |
|------------------------|----------------------|-------|---------|-------------------|------|--------|
| S 2-Fluorophenol | 3.674 | 112.0 | 545222 | 71.4550 | µg/L | -0.031 |
| Spiked Amount: 200.000 | Range: 10.0 - 75.0% | | | Recovery = 35.73% | | |
| S Phenol-d5 | 4.664 | 99.0 | 752834 | 67.1587 | µg/L | -0.021 |
| Spiked Amount: 200.000 | Range: 10.0 - 65.0% | | | Recovery = 33.58% | | |
| S Nitrobenzene-d5 | 5.624 | 82.0 | 303653 | 55.1075 | µg/L | 0.000 |
| Spiked Amount: 100.000 | Range: 32.0 - 94.0% | | | Recovery = 55.11% | | |
| S 2-Fluorobiphenyl | 7.748 | 172.0 | 1046562 | 55.2551 | µg/L | 0.000 |
| Spiked Amount: 100.000 | Range: 28.0 - 107.0% | | | Recovery = 55.26% | | |
| S 2,4,6-Tribromophenol | 9.479 | 329.8 | 161060 | 172.3760 | µg/L | 0.000 |
| Spiked Amount: 200.000 | Range: 25.0 - 140.0% | | | Recovery = 86.19% | | |
| S Terphenyl-d14 | 13.128 | 244.3 | 1164980 | 79.5899 | µg/L | -0.010 |
| Spiked Amount: 100.000 | Range: 32.0 - 122.0% | | | Recovery = 79.59% | | |

Target Compounds

| Compound | RT | QIon | Resp. | Conc. | Units | QValue |
|-------------------------------|-------|-------|--------|---------|-------|--------|
| T N-Nitrosodimethylamine | 2.438 | 74.0 | 109884 | 30.7431 | µg/L | 100 |
| T Pyridine | 2.489 | 79.0 | 87322 | 11.0195 | µg/L | m 85 |
| T Aniline | 4.654 | 93.0 | 197265 | 12.2775 | µg/L | m 90 |
| T Phenol | 4.674 | 94.0 | 474502 | 38.1333 | µg/L | 95 |
| T bis(-2-Chloroethyl)Ether | 4.736 | 63.0 | 572685 | 54.5933 | µg/L | m 98 |
| T 2-Chlorophenol | 4.777 | 128.0 | 525761 | 55.6185 | µg/L | 99 |
| T 1,3-Dichlorobenzene | 4.930 | 146.0 | 599018 | 50.8995 | µg/L | m 99 |
| T 1,4-Dichlorobenzene | 5.011 | 146.0 | 580441 | 50.0108 | µg/L | m 97 |
| T 1,2-Dichlorobenzene | 5.175 | 146.0 | 631894 | 51.9800 | µg/L | 98 |
| T Benzyl Alcohol | 5.175 | 108.0 | 291755 | 49.5087 | µg/L | 94 |
| T bis(2-chloroisopropyl)Ether | 5.328 | 121.0 | 177160 | 47.9762 | µg/L | 100 |
| T 2-Methylphenol | 5.328 | 107.0 | 528412 | 58.4063 | µg/L | 93 |
| T N-nitroso-Di-n-propylamine | 5.481 | 70.0 | 436063 | 63.6906 | µg/L | 98 |
| T 4Methylphenol/3Methylphenol | 5.512 | 107.0 | 710950 | 59.3084 | µg/L | m 99 |
| T Hexachloroethane | 5.543 | 117.0 | 143751 | 44.6502 | µg/L | 97 |

Quantitation Results Report (QT Reviewed)

| Compound | RT | QIon | Resp. | Conc. | Units | Dev(Min) |
|-------------------------------|--------|-------|---------|---------|-------|----------|
| T Nitrobenzene | 5.645 | 123.1 | 177634 | 62.3920 | µg/L | 97 |
| T Isophorone | 5.941 | 82.0 | 851583 | 66.2790 | µg/L | 99 |
| T 2-Nitrophenol | 6.003 | 139.0 | 135129 | 62.4160 | µg/L | 94 |
| T 2,4-Dimethylphenol | 6.116 | 122.0 | 476870 | 64.1514 | µg/L | 98 |
| T bis(-2-Chloroethoxy)Methane | 6.208 | 93.0 | 580068 | 59.1369 | µg/L | 99 |
| T Benzoic Acid | 6.249 | 105.0 | 98313 | 25.4768 | µg/L | 93 |
| T 2,4-Dichlorophenol | 6.300 | 162.0 | 370228 | 62.3354 | µg/L | 97 |
| T 1,2,4-Trichlorobenzene | 6.372 | 180.0 | 423877 | 54.7651 | µg/L | 99 |
| T Naphthalene | 6.454 | 128.0 | 1512667 | 59.3930 | µg/L | m 100 |
| T 4-Chlorophenol | 6.506 | 130.0 | 125000 | 59.0562 | µg/L | m 89 |
| T p-Chloroaniline | 6.557 | 127.0 | 396849 | 43.8149 | µg/L | 96 |
| T Hexachlorobutadiene | 6.629 | 224.9 | 195834 | 49.3269 | µg/L | 96 |
| T 4-Chloro-2-Methylphenol | 7.040 | 107.0 | 395874 | 66.6053 | µg/L | 98 |
| T 4-Chloro-3-Methylphenol | 7.173 | 107.0 | 438570 | 74.2521 | µg/L | 95 |
| T 2-Methylnaphthalene | 7.286 | 141.0 | 1003292 | 68.3176 | µg/L | 98 |
| T 1-Methylnaphthalene | 7.399 | 141.0 | 932003 | 63.4636 | µg/L | m 100 |
| T Hexachlorocyclopentadiene | 7.471 | 236.9 | 94302 | 51.0664 | µg/L | 96 |
| T 2,4,6-Trichlorophenol | 7.646 | 196.0 | 262076 | 77.1602 | µg/L | m 99 |
| T 2,4,5-Trichlorophenol | 7.697 | 196.0 | 276068 | 70.9816 | µg/L | m 99 |
| T 2-Chloronaphthalene | 7.851 | 162.0 | 978364 | 65.0110 | µg/L | 100 |
| T 2-Nitroaniline | 8.015 | 65.0 | 174143 | 72.9388 | µg/L | 92 |
| T Dimethyl Phthalate | 8.272 | 163.0 | 1132188 | 82.6692 | µg/L | 99 |
| T 2,6-Dinitrotoluene | 8.323 | 165.0 | 105298 | 67.5560 | µg/L | 88 |
| T Acenaphthylene | 8.343 | 152.1 | 1747061 | 74.8274 | µg/L | 99 |
| T 3-Nitroaniline | 8.517 | 138.0 | 115180 | 64.2919 | µg/L | 94 |
| T Acenaphthene | 8.558 | 154.0 | 1116613 | 82.8826 | µg/L | 99 |
| T 2,4-Dinitrophenol | 8.650 | 184.0 | 57945 | 71.9433 | µg/L | 84 |
| T Dibenzofuran | 8.773 | 168.0 | 1731371 | 79.7384 | µg/L | 94 |
| T 4-Nitrophenol | 8.804 | 109.0 | 73269 | 31.7604 | µg/L | 81 |
| T 2,4-Dinitrotoluene | 8.804 | 165.0 | 159334 | 78.9374 | µg/L | 92 |
| T Diethylphthalate | 9.131 | 149.0 | 1129844 | 76.5917 | µg/L | 99 |
| T Fluorene | 9.182 | 166.0 | 1380448 | 79.1333 | µg/L | 97 |
| T 4-Chlorophenyl-phenylether | 9.213 | 204.0 | 535620 | 74.3450 | µg/L | 100 |
| T 4-Nitroaniline | 9.264 | 138.0 | 136397 | 72.6146 | µg/L | 98 |
| T 4,6-Dinitro-2-methylphenol | 9.284 | 198.0 | 78693 | 74.6025 | µg/L | 99 |
| T N-nitrosodiphenylamine | 9.366 | 169.0 | 886553 | 83.2160 | µg/L | 98 |
| T Azobenzene | 9.407 | 77.0 | 964082 | 66.1673 | µg/L | 98 |
| T 4-Bromophenyl-phenylether | 9.796 | 248.0 | 286046 | 73.2590 | µg/L | 100 |
| T Hexachlorobenzene | 9.836 | 283.9 | 272680 | 74.6005 | µg/L | 99 |
| T Pentachlorophenol | 10.100 | 265.9 | 134471 | 91.3818 | µg/L | 94 |
| T Phenanthrene | 10.333 | 178.0 | 1898263 | 83.4862 | µg/L | 98 |
| T Anthracene | 10.394 | 178.0 | 1723062 | 77.8811 | µg/L | m 100 |
| T Triallate | 10.464 | 86.0 | 384282 | 83.5173 | µg/L | 99 |
| T Carbazole | 10.647 | 167.0 | 1823784 | 81.9919 | µg/L | 100 |
| T o-Terphenyl | 10.870 | 230.0 | 904234 | 81.4102 | µg/L | 99 |
| T Di-n-Butylphthalate | 11.265 | 149.0 | 1647682 | 81.3922 | µg/L | 99 |
| T Fluoranthene | 12.176 | 202.0 | 1826101 | 80.4024 | µg/L | 100 |
| T Benzidine | 0.000 | | 0 | N.D. | | |
| T Pyrene | 12.622 | 202.0 | 1910295 | 78.1158 | µg/L | 99 |
| T Butylbenzylphthalate | 14.623 | 149.0 | 476387 | 80.7981 | µg/L | 96 |
| T Benzo(a)Anthracene | 15.859 | 228.0 | 1378169 | 84.8342 | µg/L | 99 |
| T Chrysene | 15.972 | 228.0 | 1508359 | 81.2864 | µg/L | 99 |
| T 3,3-Dichlorobenzidine | 16.002 | 252.0 | 218799 | 46.8505 | µg/L | 98 |
| T bis(2-ethylhexyl)Phthalate | 16.697 | 167.0 | 157759 | 80.6536 | µg/L | 95 |
| T Di-n-octyl Phthalate | 18.365 | 149.0 | 1156408 | 81.5277 | µg/L | 100 |

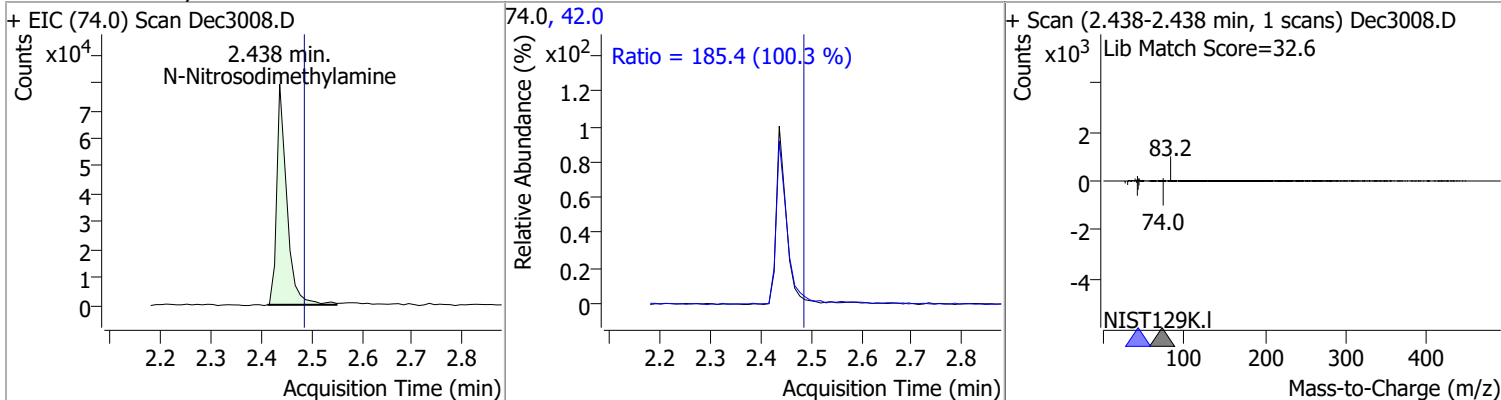
Quantitation Results Report (QT Reviewed)

| Compound | RT | QIon | Resp. | Conc. | Units | Dev(Min) |
|---------------------------|--------|-------|---------|---------|-------|----------|
| T Benzo(b)fluoranthene | 18.619 | 252.0 | 1317586 | 85.5940 | µg/L | 99 |
| T Benzo(k)fluoranthene | 18.679 | 252.0 | 1292904 | 77.4435 | µg/L | 99 |
| T Benzo(a)pyrene | 19.206 | 252.0 | 1185668 | 82.3832 | µg/L | 100 |
| T Indeno(1,2,3-c,d)pyrene | 20.958 | 276.0 | 906642 | 82.3056 | µg/L | 96 |
| T Dibenzo(a,h)anthracene | 21.018 | 278.0 | 992120 | 80.8461 | µg/L | 97 |
| T Benzo(g,h,i)perylene | 21.282 | 276.0 | 1150329 | 84.2992 | µg/L | 99 |

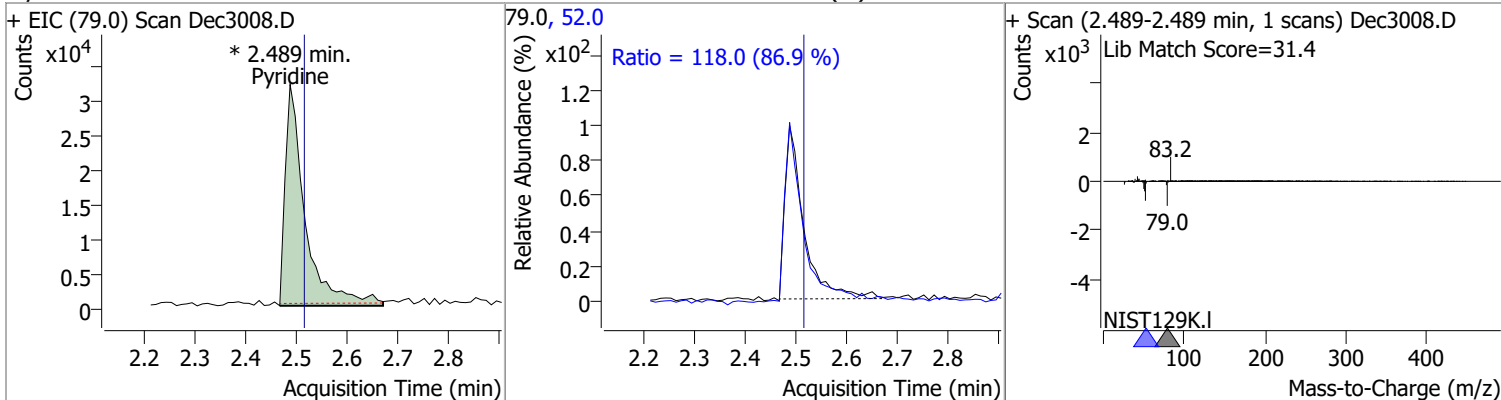
(#) = Qualifier Out of Range; (m) = Manual Integration; (+) = Area Summed; (*) = Surrogate Percent Recovery Out of Range; (d): Zeroed Peak

Quantitation Results Report (QT Reviewed)

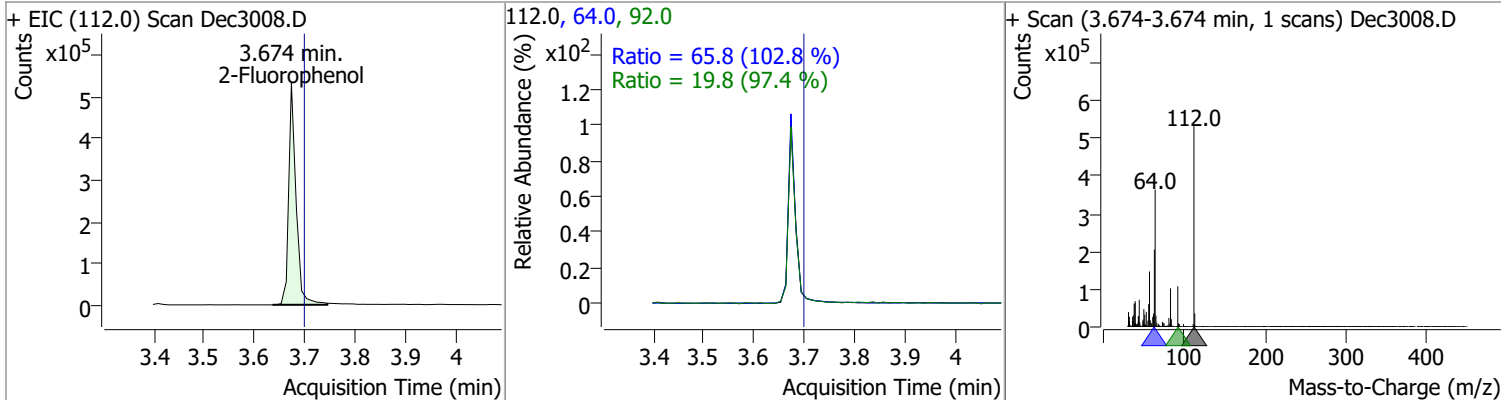
| Compound | Conc. | RT | Dev(Min) | Resp. | QIon | QRatio | Lower | Upper |
|------------------------|---------|------|----------|--------|------|--------|-------|-------|
| N-Nitrosodimethylamine | 30.7431 | 2.44 | -0.05 | 109884 | 42.0 | 185.4 | 129.3 | 240.2 |



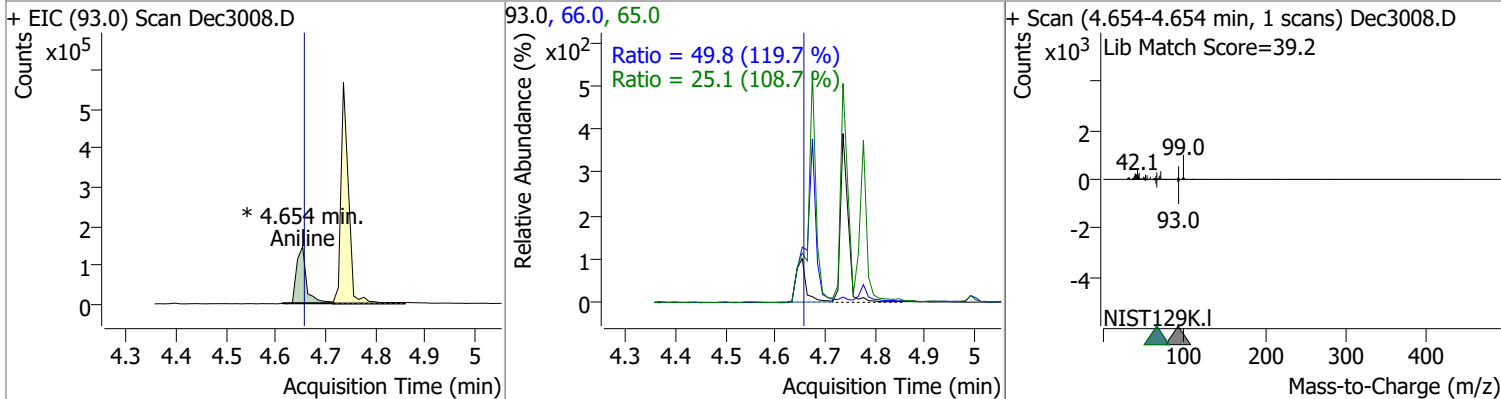
| Compound | Conc. | RT | Dev(Min) | Resp. | QIon | QRatio | Lower | Upper |
|----------|---------|------|----------|-----------|------|--------|-------|-------|
| Pyridine | 11.0195 | 2.49 | -0.03 | 87322 (m) | 52.0 | 118.0 | 95.0 | 176.5 |



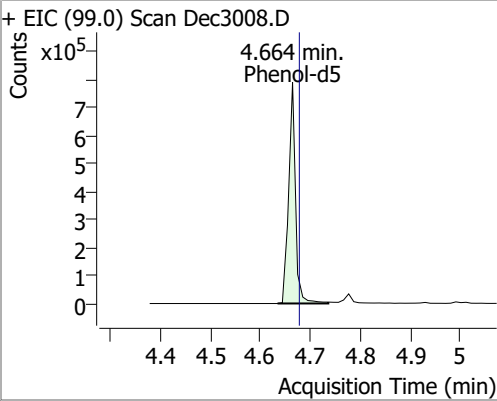
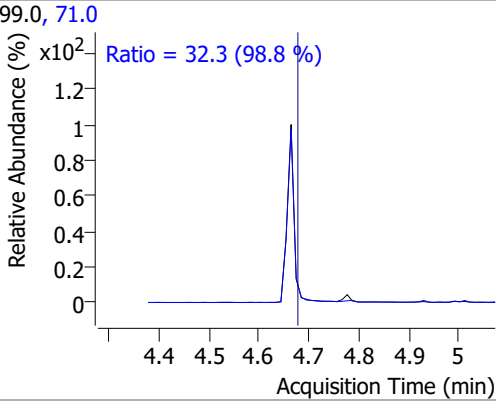
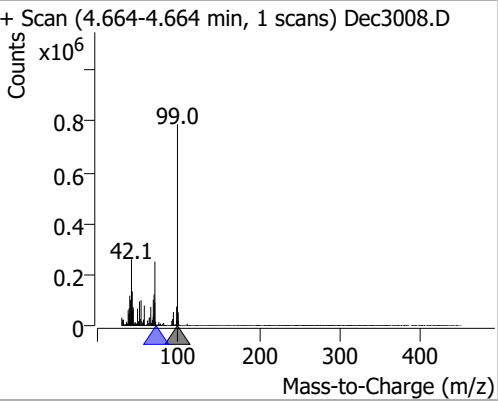
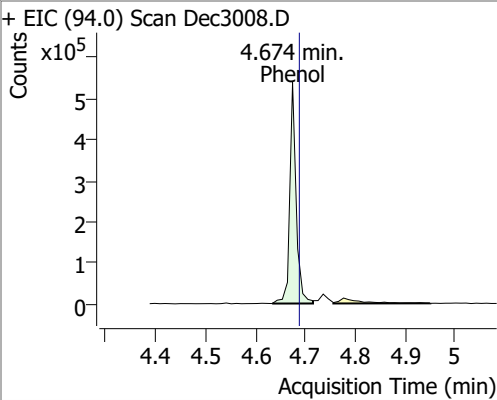
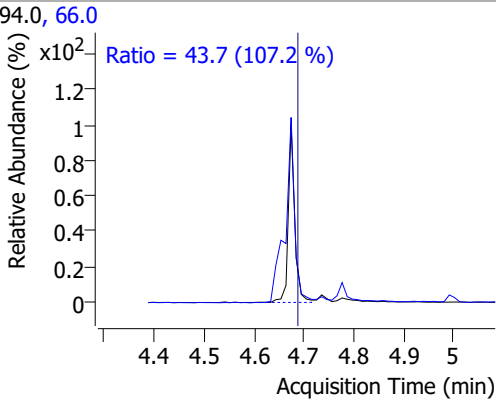
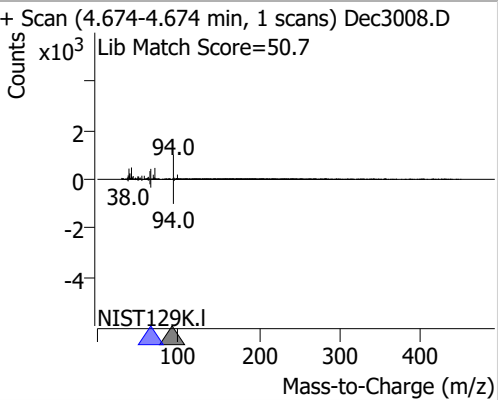
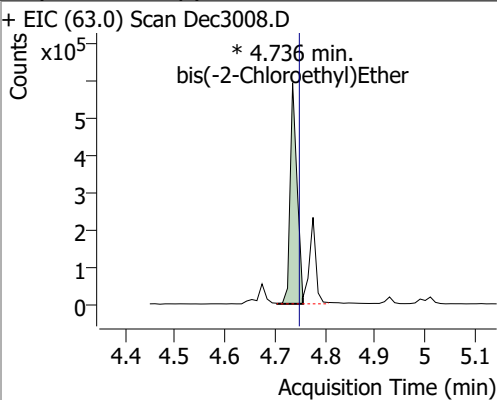
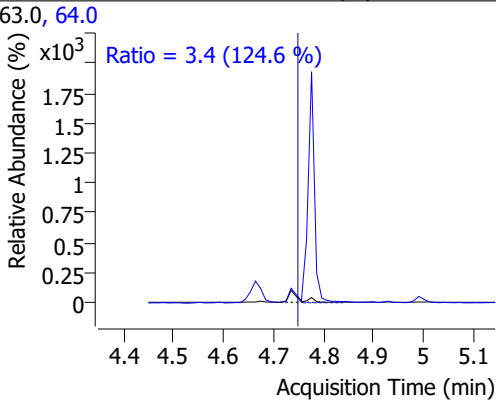
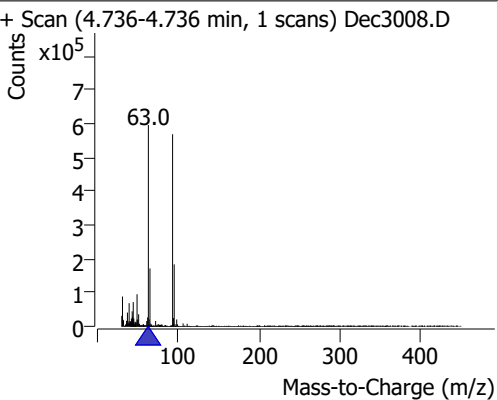
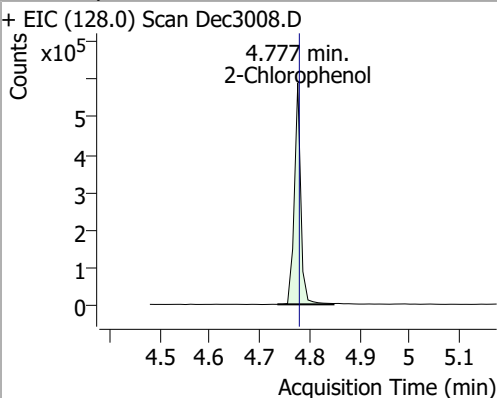
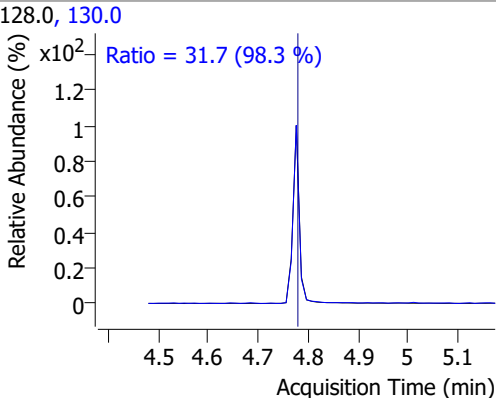
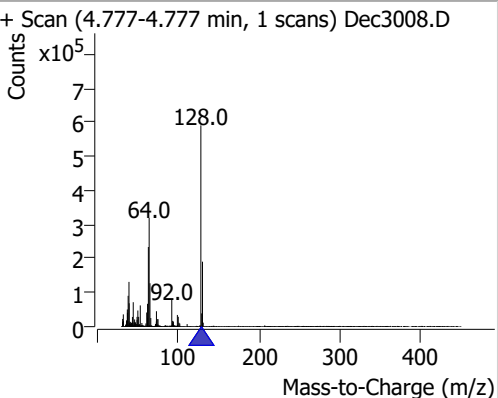
| Compound | Conc. | RT | Dev(Min) | Resp. | QIon | QRatio | Lower | Upper |
|----------------|---------|------|----------|--------|------|--------|-------|-------|
| 2-Fluorophenol | 71.4550 | 3.67 | -0.03 | 545222 | 64.0 | 65.8 | 44.8 | 83.2 |
| | | | | | 92.0 | 19.8 | 14.2 | 26.4 |



| Compound | Conc. | RT | Dev(Min) | Resp. | QIon | QRatio | Lower | Upper |
|----------|---------|------|----------|------------|------|--------|-------|-------|
| Aniline | 12.2775 | 4.65 | -0.01 | 197265 (m) | 66.0 | 49.8 | 29.1 | 54.1 |
| | | | | | 65.0 | 25.1 | 16.2 | 30.0 |

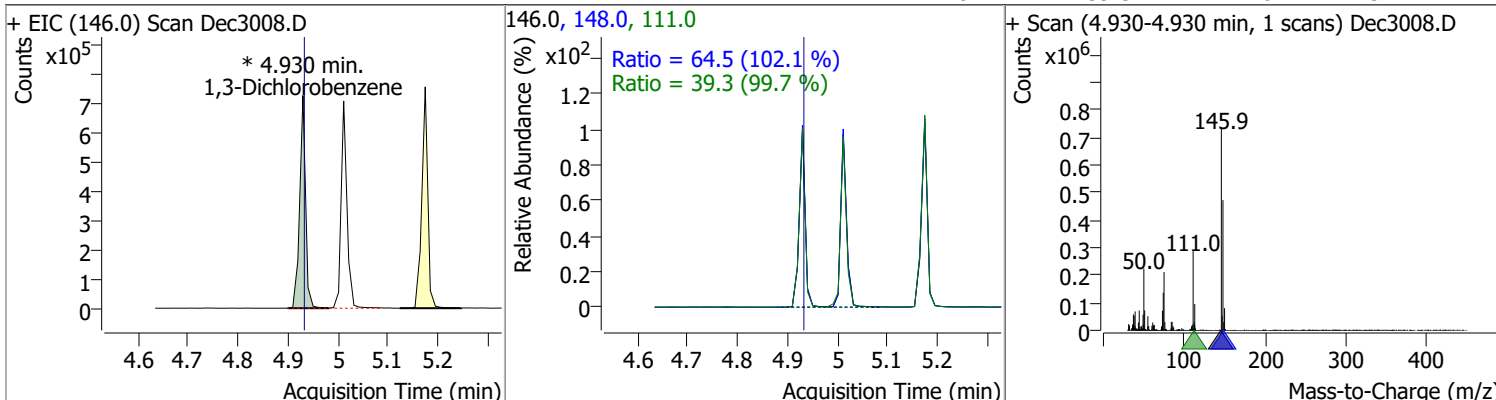


Quantitation Results Report (QT Reviewed)

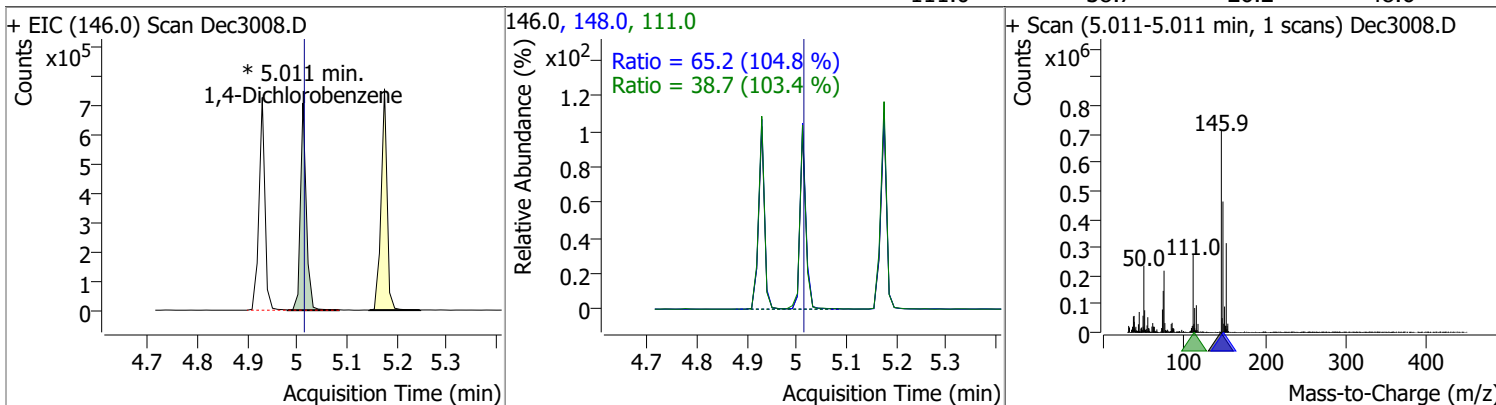
| Compound | Conc. | RT | Dev(Min) | Resp. | QIon | QRatio | Lower | Upper |
|---|---------|------|--|------------|-------|---|-------|-------|
| Phenol-d5 | 67.1587 | 4.66 | -0.02 | 752834 | 71.0 | 32.3 | 22.9 | 42.5 |
| + EIC (99.0) Scan Dec3008.D  | | | 99.0, 71.0  Ratio = 32.3 (98.8 %) | | | + Scan (4.664-4.664 min, 1 scans) Dec3008.D  | | |
| Phenol | 38.1333 | 4.67 | -0.02 | 474502 | 66.0 | 43.7 | 28.6 | 53.1 |
| + EIC (94.0) Scan Dec3008.D  | | | 94.0, 66.0  Ratio = 43.7 (107.2 %) | | | + Scan (4.674-4.674 min, 1 scans) Dec3008.D Lib Match Score=50.7  | | |
| bis(-2-Chloroethyl)Ether | 54.5933 | 4.74 | -0.02 | 572685 (m) | 64.0 | 3.4 | 1.9 | 3.6 |
| + EIC (63.0) Scan Dec3008.D * 4.736 min. bis(-2-Chloroethyl)Ether  | | | 63.0, 64.0  Ratio = 3.4 (124.6 %) | | | + Scan (4.736-4.736 min, 1 scans) Dec3008.D  | | |
| 2-Chlorophenol | 55.6185 | 4.78 | -0.01 | 525761 | 130.0 | 31.7 | 22.6 | 42.0 |
| + EIC (128.0) Scan Dec3008.D  | | | 128.0, 130.0  Ratio = 31.7 (98.3 %) | | | + Scan (4.777-4.777 min, 1 scans) Dec3008.D  | | |

Quantitation Results Report (QT Reviewed)

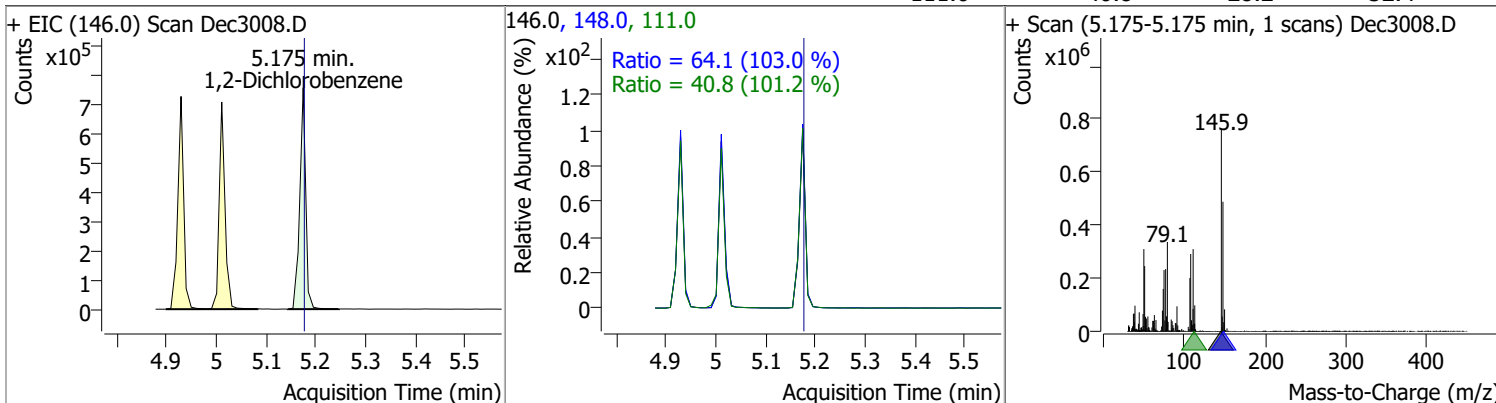
| Compound | Conc. | RT | Dev(Min) | Resp. | QIon | QRatio | Lower | Upper |
|---------------------|---------|------|----------|------------|-------|--------|-------|-------|
| 1,3-Dichlorobenzene | 50.8995 | 4.93 | -0.01 | 599018 (m) | 148.0 | 64.5 | 44.2 | 82.2 |
| | | | | | 111.0 | 39.3 | 27.6 | 51.2 |



| Compound | Conc. | RT | Dev(Min) | Resp. | QIon | QRatio | Lower | Upper |
|---------------------|---------|------|----------|------------|-------|--------|-------|-------|
| 1,4-Dichlorobenzene | 50.0108 | 5.01 | -0.01 | 580441 (m) | 148.0 | 65.2 | 43.6 | 80.9 |
| | | | | | 111.0 | 38.7 | 26.2 | 48.6 |

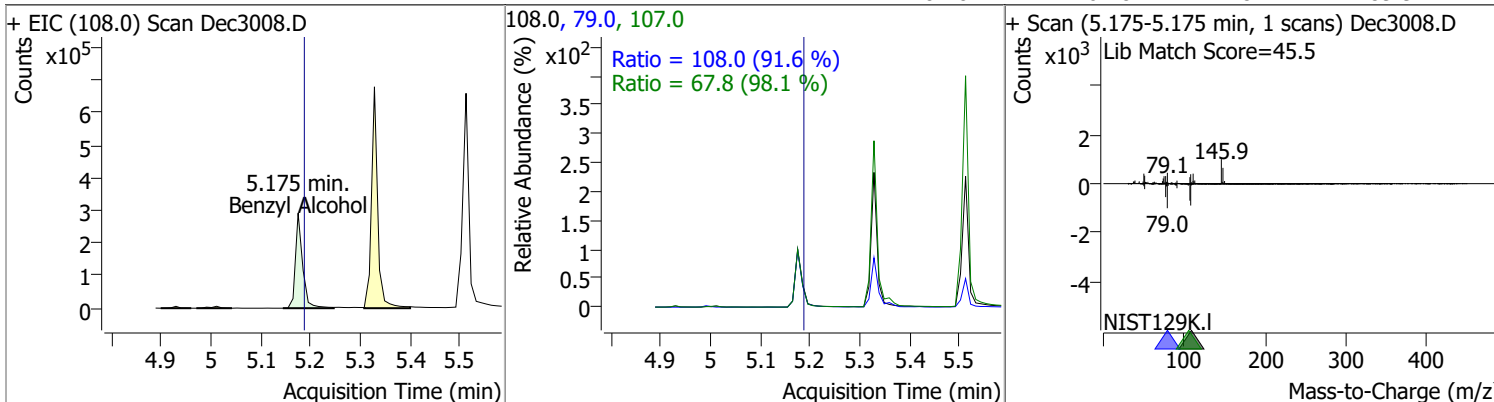


| Compound | Conc. | RT | Dev(Min) | Resp. | QIon | QRatio | Lower | Upper |
|---------------------|---------|------|----------|--------|-------|--------|-------|-------|
| 1,2-Dichlorobenzene | 51.9800 | 5.17 | -0.01 | 631894 | 148.0 | 64.1 | 43.6 | 80.9 |
| | | | | | 111.0 | 40.8 | 28.2 | 52.4 |

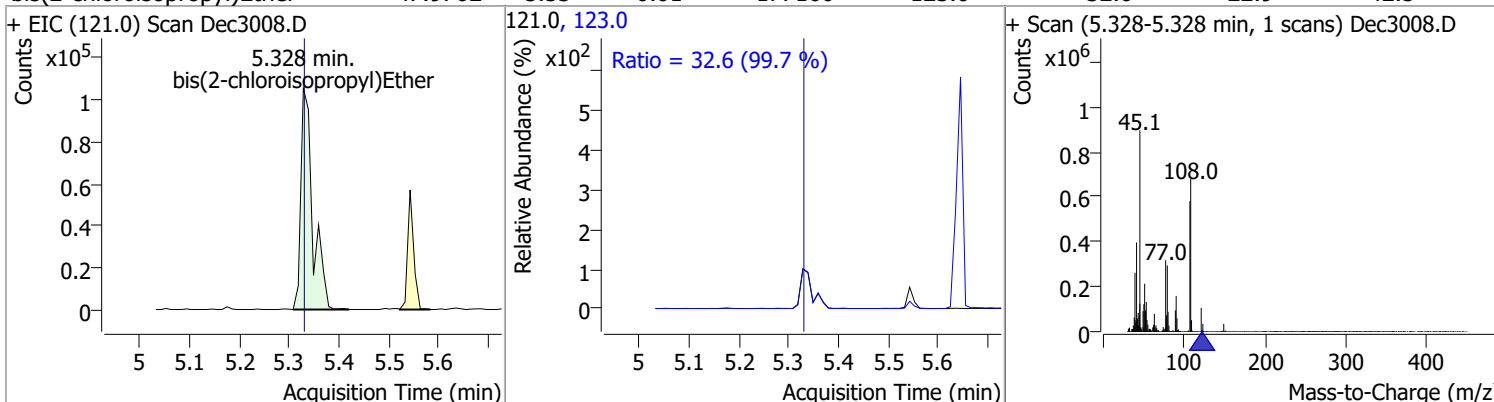


Quantitation Results Report (QT Reviewed)

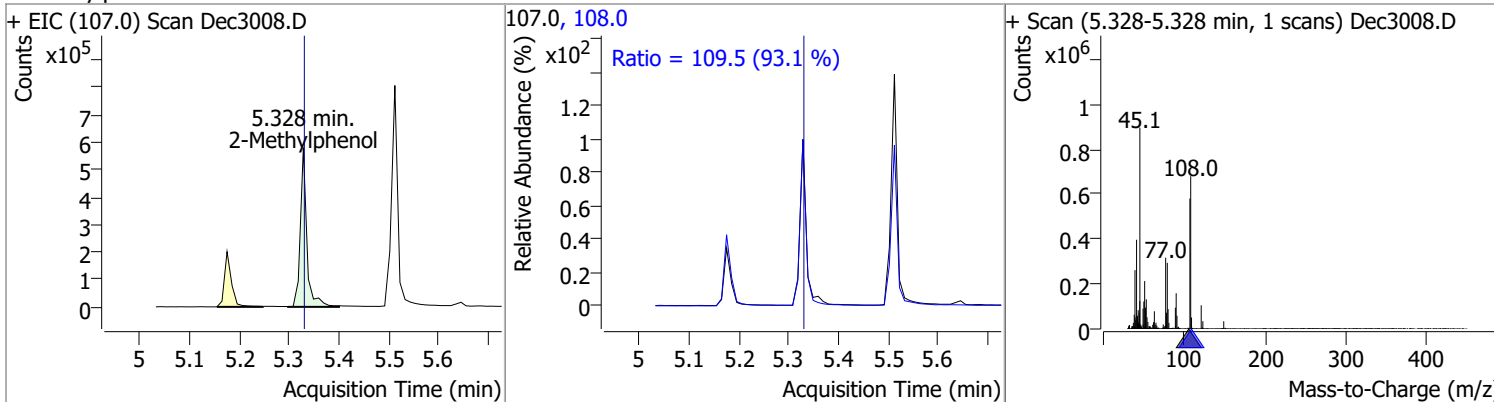
| Compound | Conc. | RT | Dev(Min) | Resp. | QIon | QRatio | Lower | Upper |
|----------------|---------|------|----------|--------|-------|--------|-------|-------|
| Benzyl Alcohol | 49.5087 | 5.17 | -0.02 | 291755 | 79.0 | 108.0 | 82.5 | 153.3 |
| | | | | | 107.0 | 67.8 | 48.4 | 89.9 |



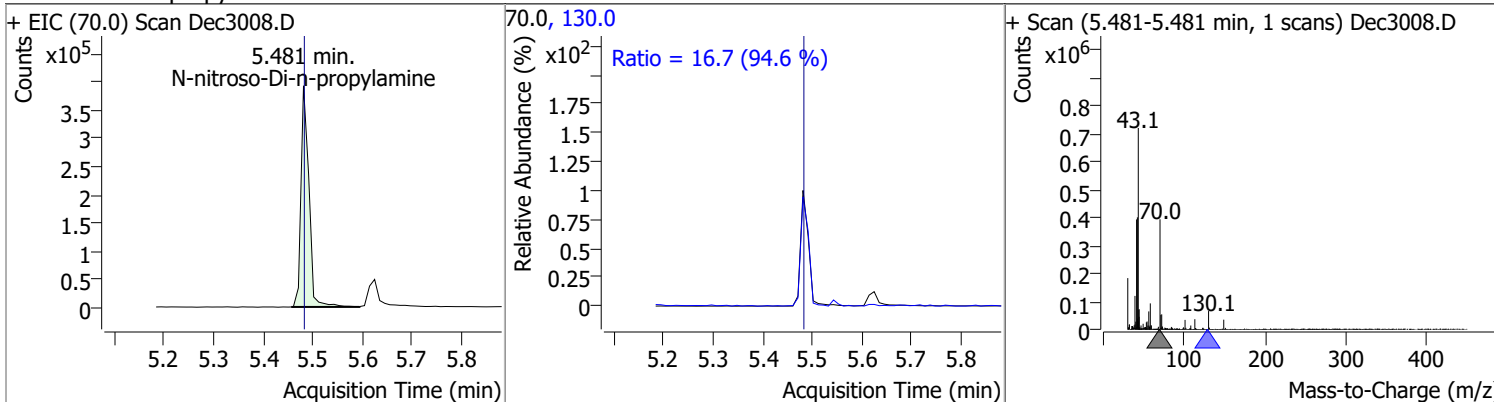
| Compound | Conc. | RT | Dev(Min) | Resp. | QIon | QRatio | Lower | Upper |
|-----------------------------|---------|------|----------|--------|-------|--------|-------|-------|
| bis(2-chloroisopropyl)Ether | 47.9762 | 5.33 | -0.01 | 177160 | 123.0 | 32.6 | 22.9 | 42.5 |



| Compound | Conc. | RT | Dev(Min) | Resp. | QIon | QRatio | Lower | Upper |
|----------------|---------|------|----------|--------|-------|--------|-------|-------|
| 2-Methylphenol | 58.4063 | 5.33 | -0.01 | 528412 | 108.0 | 109.5 | 82.3 | 152.8 |

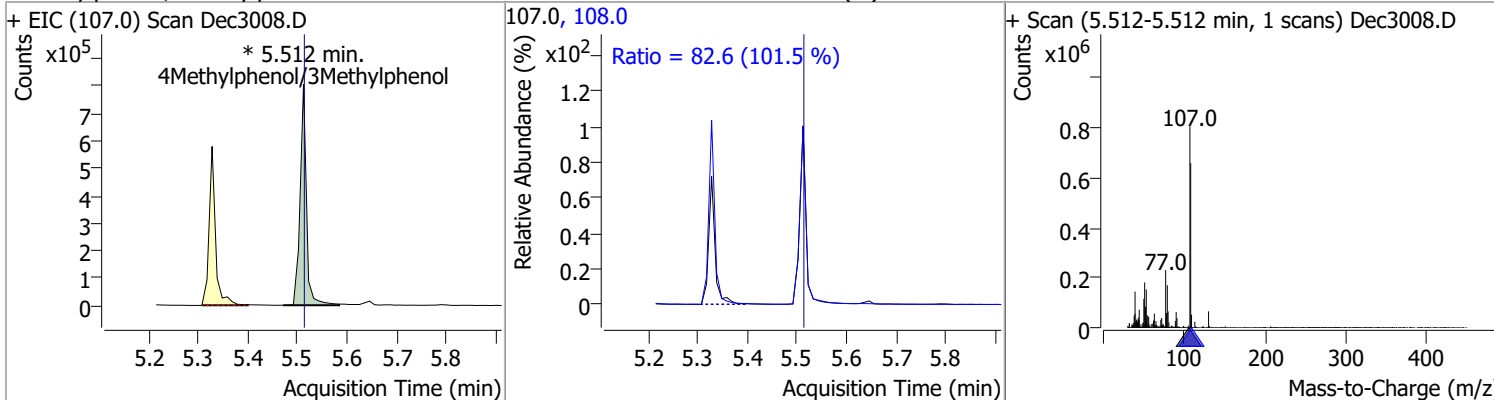


| Compound | Conc. | RT | Dev(Min) | Resp. | QIon | QRatio | Lower | Upper |
|----------------------------|---------|------|----------|--------|-------|--------|-------|-------|
| N-nitroso-Di-n-propylamine | 63.6906 | 5.48 | -0.01 | 436063 | 130.0 | 16.7 | 0.0 | 35.2 |

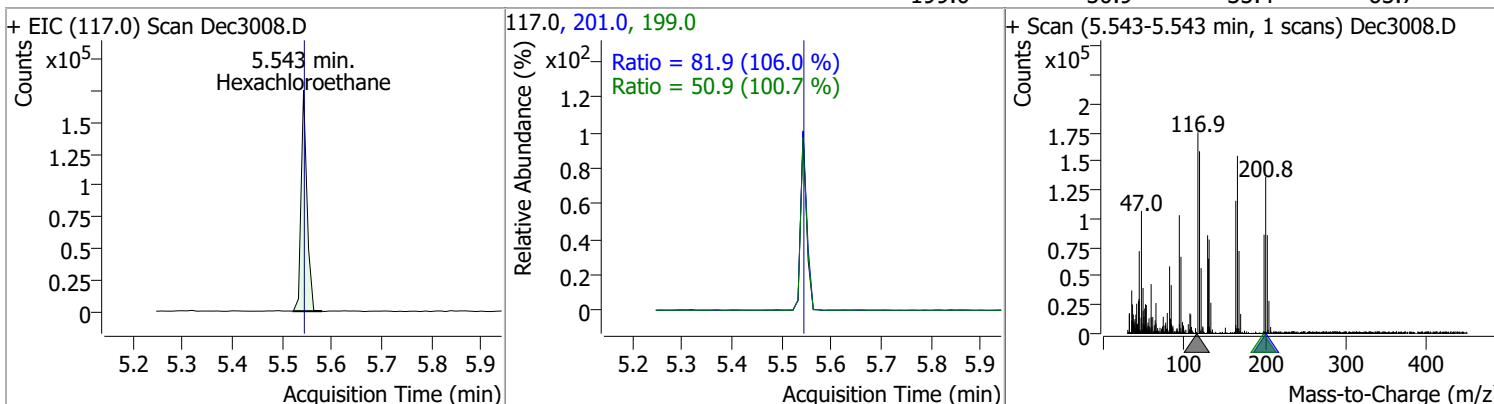


Quantitation Results Report (QT Reviewed)

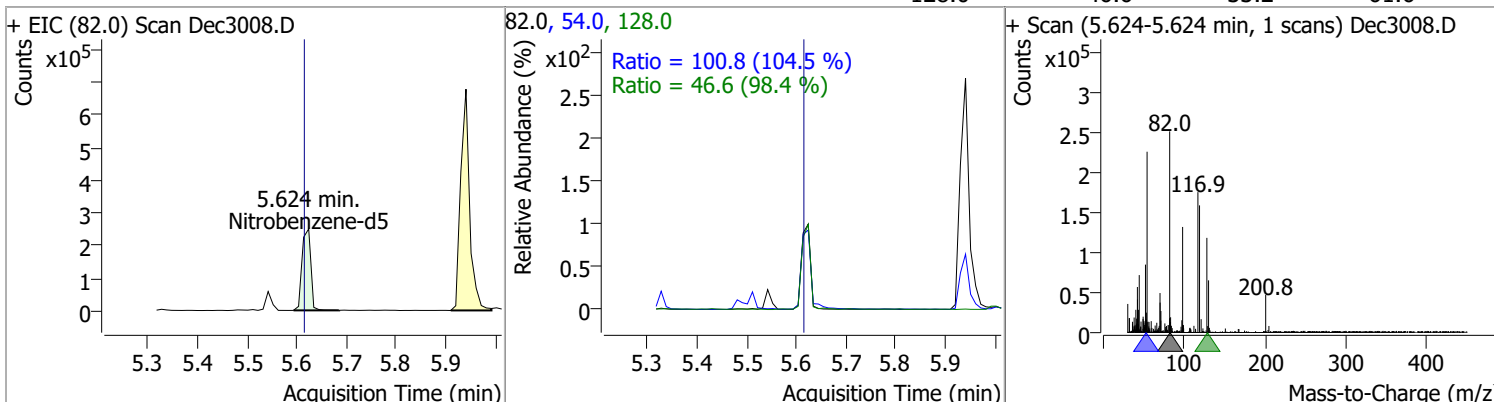
| Compound | Conc. | RT | Dev(Min) | Resp. | QIon | QRatio | Lower | Upper |
|-----------------------------|---------|------|----------|------------|-------|--------|-------|-------|
| 4Methylphenol/3Methylphenol | 59.3084 | 5.51 | -0.01 | 710950 (m) | 108.0 | 82.6 | 57.0 | 105.8 |



| Compound | Conc. | RT | Dev(Min) | Resp. | QIon | QRatio | Lower | Upper |
|------------------|---------|------|----------|--------|-------|--------|-------|-------|
| Hexachloroethane | 44.6502 | 5.54 | -0.01 | 143751 | 201.0 | 81.9 | 54.1 | 100.4 |
| | | | | | 199.0 | 50.9 | 35.4 | 65.7 |

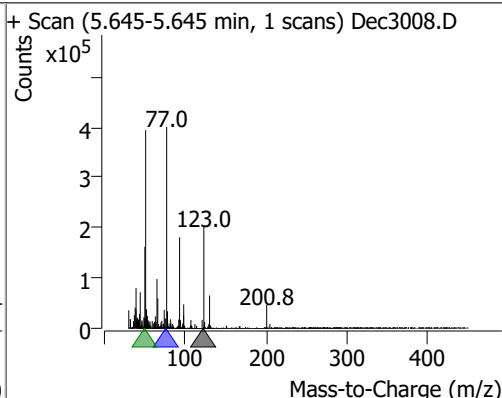
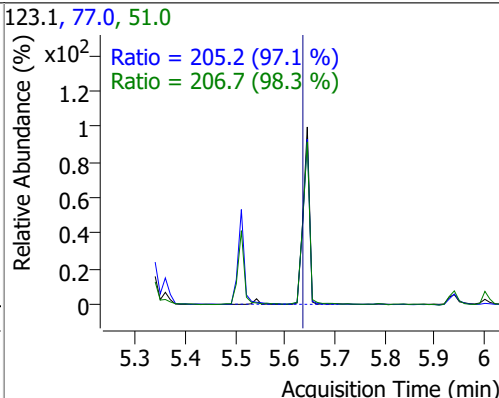
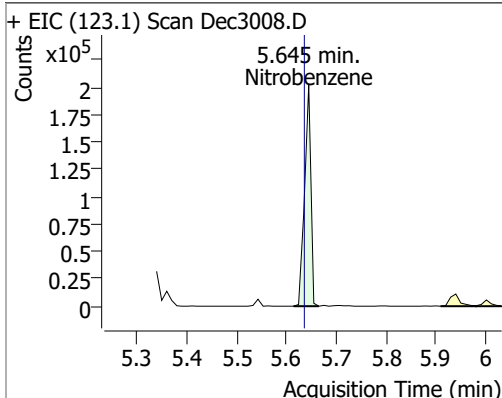


| Compound | Conc. | RT | Dev(Min) | Resp. | QIon | QRatio | Lower | Upper |
|-----------------|---------|------|----------|--------|-------|--------|-------|-------|
| Nitrobenzene-d5 | 55.1075 | 5.62 | 0.00 | 303653 | 54.0 | 100.8 | 67.5 | 125.4 |
| | | | | | 128.0 | 46.6 | 33.2 | 61.6 |

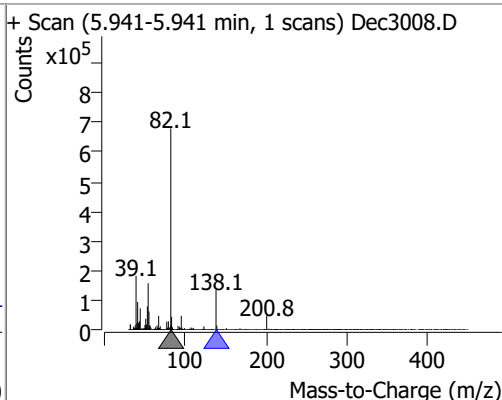
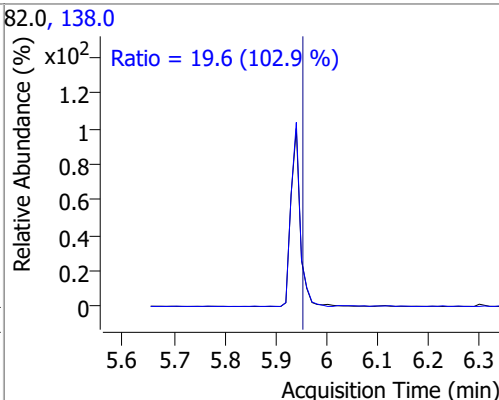
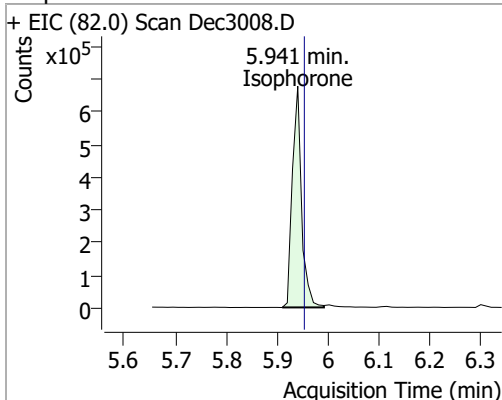


Quantitation Results Report (QT Reviewed)

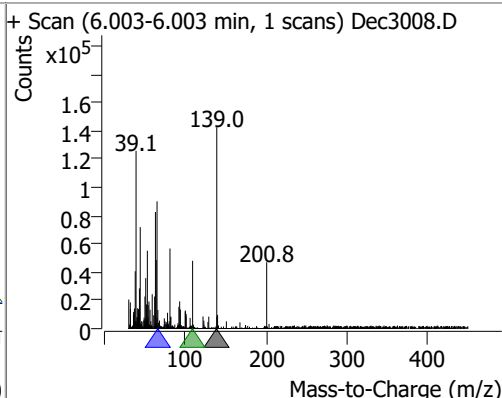
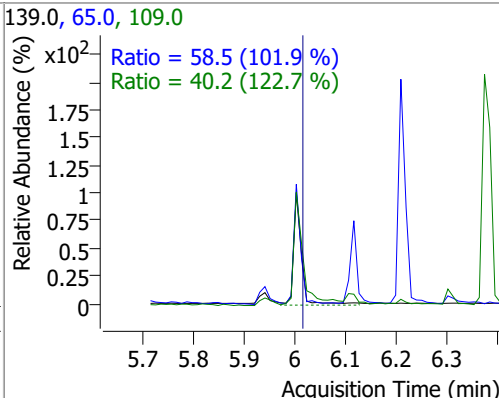
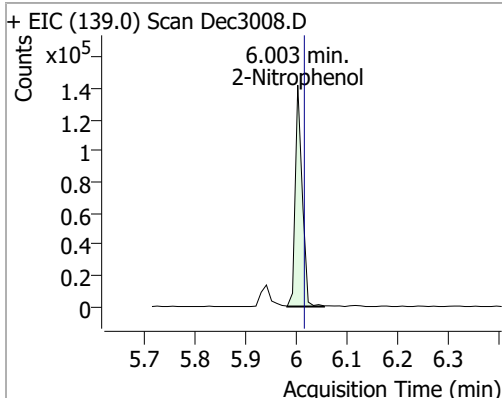
| Compound | Conc. | RT | Dev(Min) | Resp. | QIon | QRatio | Lower | Upper |
|--------------|---------|------|----------|--------|------|--------|-------|-------|
| Nitrobenzene | 62.3920 | 5.64 | 0.00 | 177634 | 77.0 | 205.2 | 148.0 | 274.8 |
| | | | | | 51.0 | 206.7 | 147.2 | 273.4 |



| Compound | Conc. | RT | Dev(Min) | Resp. | QIon | QRatio | Lower | Upper |
|------------|---------|------|----------|--------|-------|--------|-------|-------|
| Isophorone | 66.2790 | 5.94 | -0.01 | 851583 | 138.0 | 19.6 | 13.3 | 24.8 |

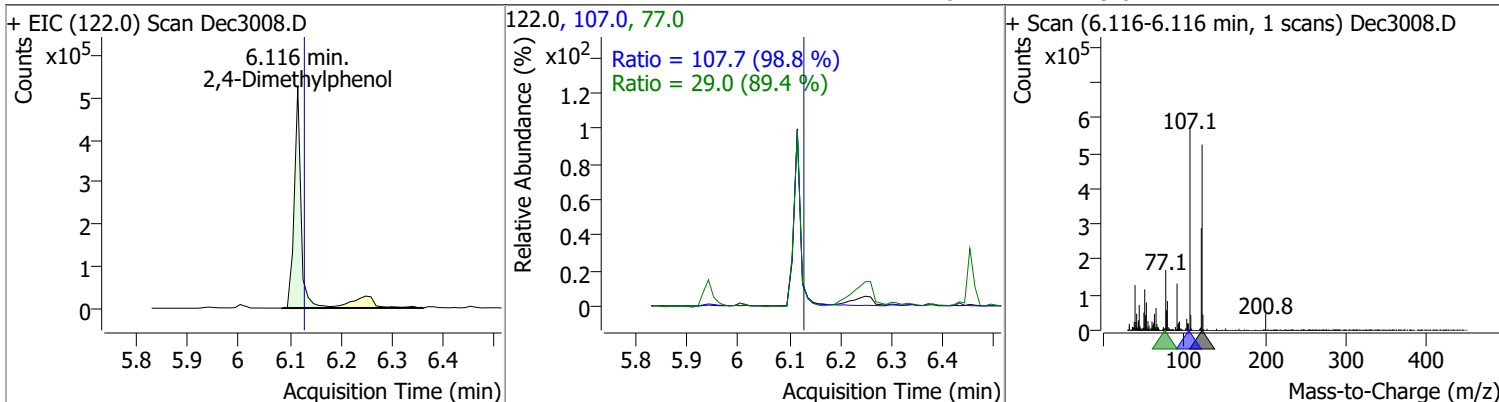


| Compound | Conc. | RT | Dev(Min) | Resp. | QIon | QRatio | Lower | Upper |
|---------------|---------|------|----------|--------|-------|--------|-------|-------|
| 2-Nitrophenol | 62.4160 | 6.00 | -0.01 | 135129 | 65.0 | 58.5 | 40.2 | 74.6 |
| | | | | | 109.0 | 40.2 | 22.9 | 42.6 |

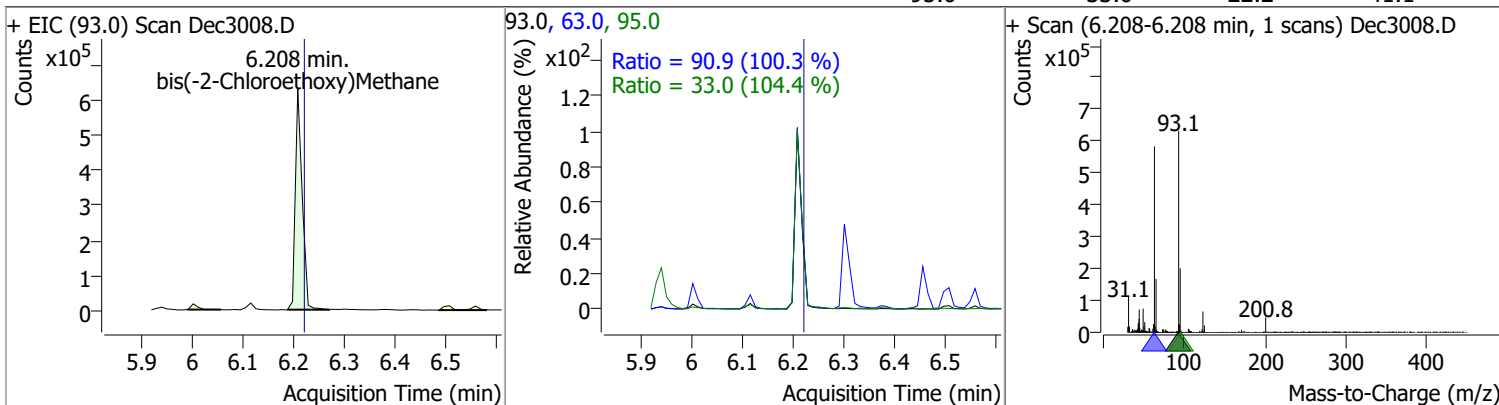


Quantitation Results Report (QT Reviewed)

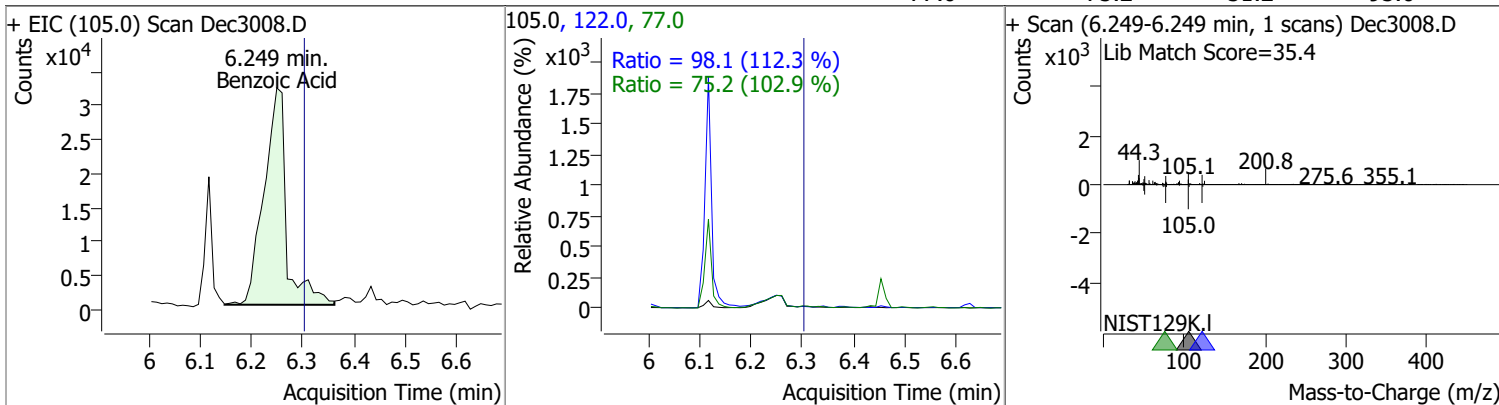
| Compound | Conc. | RT | Dev(Min) | Resp. | QIon | QRatio | Lower | Upper |
|--------------------|---------|------|----------|--------|-------|--------|-------|-------|
| 2,4-Dimethylphenol | 64.1514 | 6.12 | -0.01 | 476870 | 107.0 | 107.7 | 76.4 | 141.8 |
| | | | | | 77.0 | 29.0 | 22.7 | 42.1 |



| Compound | Conc. | RT | Dev(Min) | Resp. | QIon | QRatio | Lower | Upper |
|-----------------------------|---------|------|----------|--------|------|--------|-------|-------|
| bis(-2-Chloroethoxy)Methane | 59.1369 | 6.21 | -0.01 | 580068 | 63.0 | 90.9 | 63.5 | 117.9 |
| | | | | | 95.0 | 33.0 | 22.2 | 41.1 |

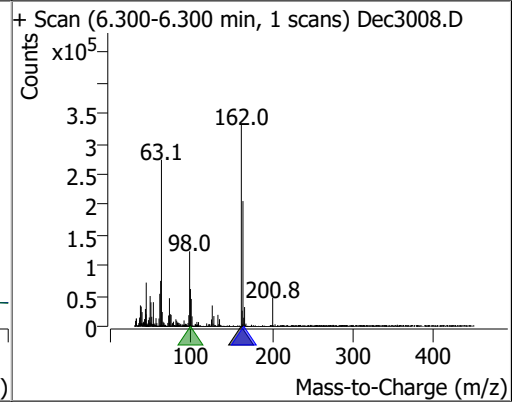
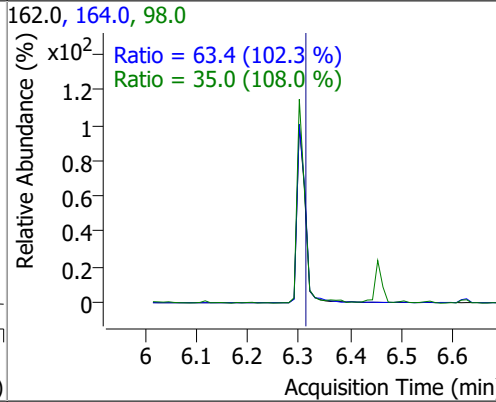
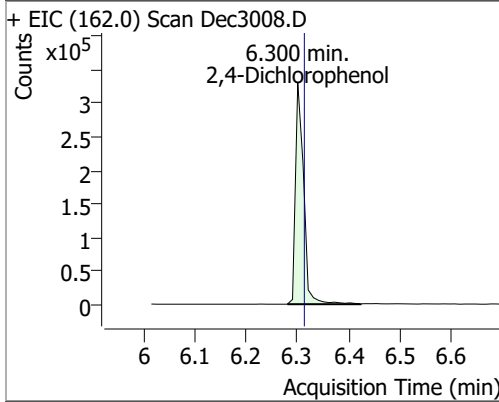


| Compound | Conc. | RT | Dev(Min) | Resp. | QIon | QRatio | Lower | Upper |
|--------------|---------|------|----------|-------|-------|--------|-------|-------|
| Benzoic Acid | 25.4768 | 6.25 | -0.05 | 98313 | 122.0 | 98.1 | 61.1 | 113.6 |
| | | | | | 77.0 | 75.2 | 51.2 | 95.0 |

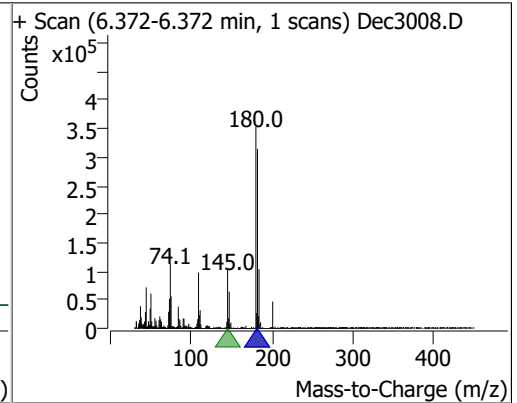
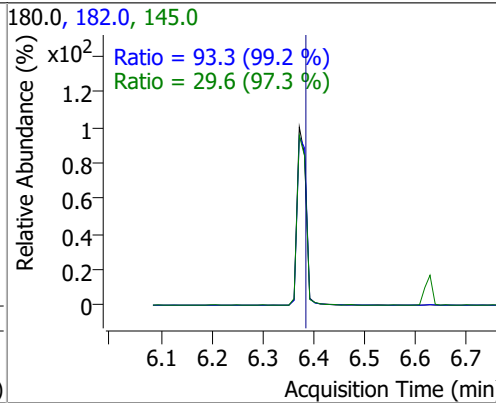
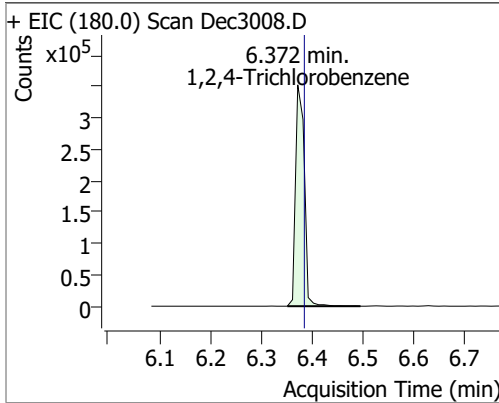


Quantitation Results Report (QT Reviewed)

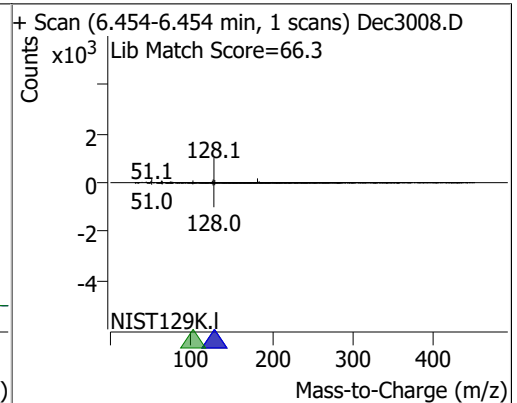
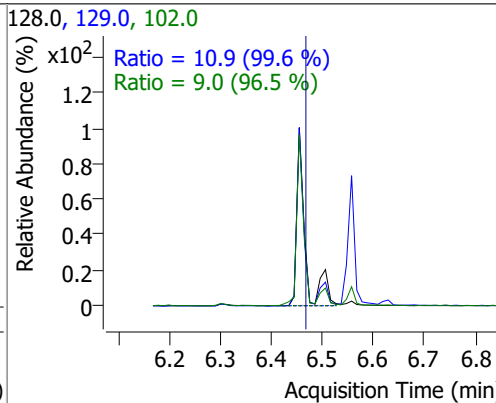
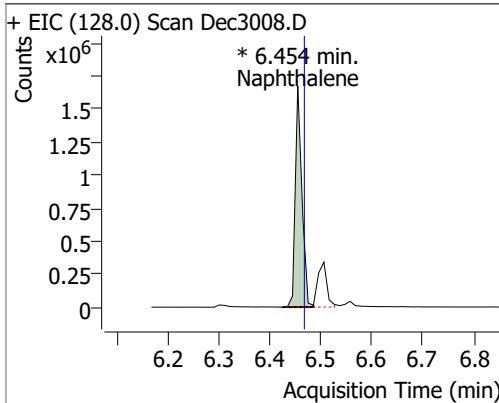
| Compound | Conc. | RT | Dev(Min) | Resp. | QIon | QRatio | Lower | Upper |
|--------------------|---------|------|----------|--------|-------|--------|-------|-------|
| 2,4-Dichlorophenol | 62.3354 | 6.30 | -0.01 | 370228 | 164.0 | 63.4 | 43.4 | 80.5 |
| | | | | | 98.0 | 35.0 | 22.7 | 42.1 |



| Compound | Conc. | RT | Dev(Min) | Resp. | QIon | QRatio | Lower | Upper |
|------------------------|---------|------|----------|--------|-------|--------|-------|-------|
| 1,2,4-Trichlorobenzene | 54.7651 | 6.37 | -0.01 | 423877 | 182.0 | 93.3 | 65.8 | 122.3 |
| | | | | | 145.0 | 29.6 | 21.3 | 39.6 |

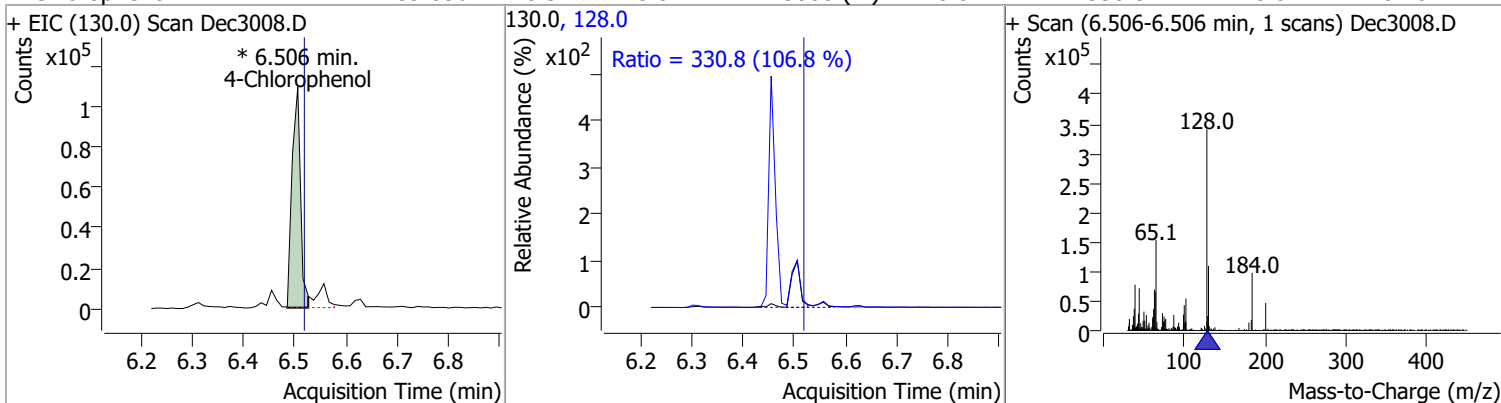


| Compound | Conc. | RT | Dev(Min) | Resp. | QIon | QRatio | Lower | Upper |
|-------------|---------|------|----------|-------------|-------|--------|-------|-------|
| Naphthalene | 59.3930 | 6.45 | -0.01 | 1512667 (m) | 129.0 | 10.9 | 7.7 | 14.2 |
| | | | | | 102.0 | 9.0 | 6.5 | 12.1 |

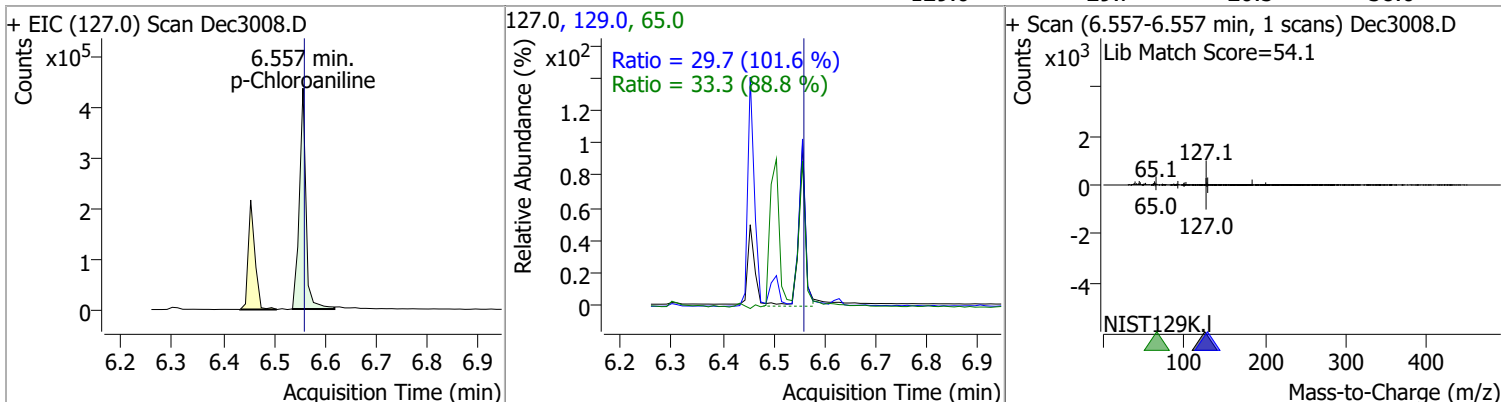


Quantitation Results Report (QT Reviewed)

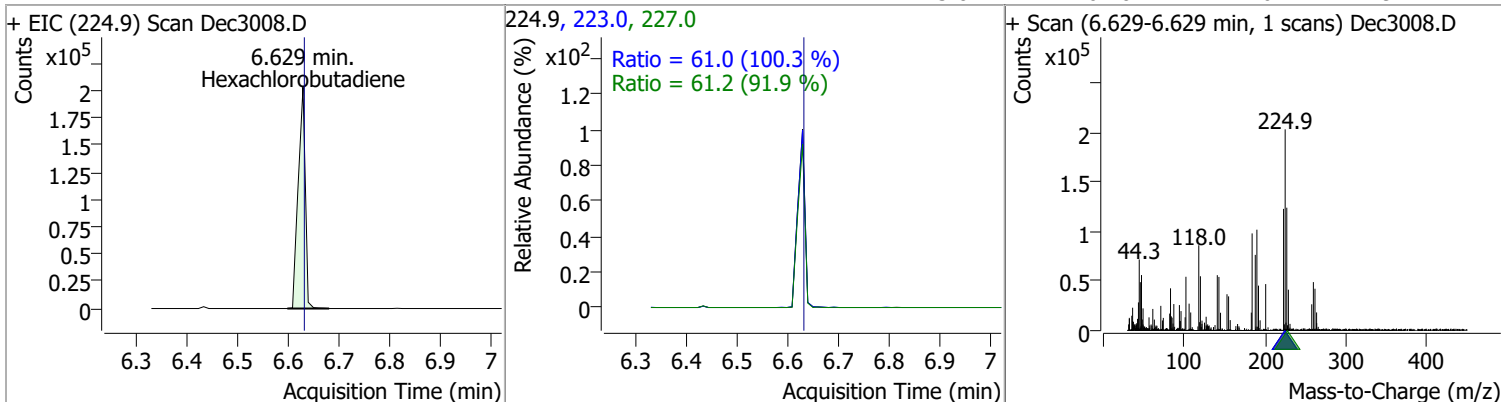
| Compound | Conc. | RT | Dev(Min) | Resp. | QIon | QRatio | Lower | Upper |
|----------------|---------|------|----------|------------|-------|--------|-------|-------|
| 4-Chlorophenol | 59.0562 | 6.51 | -0.01 | 125000 (m) | 128.0 | 330.8 | 216.8 | 402.6 |



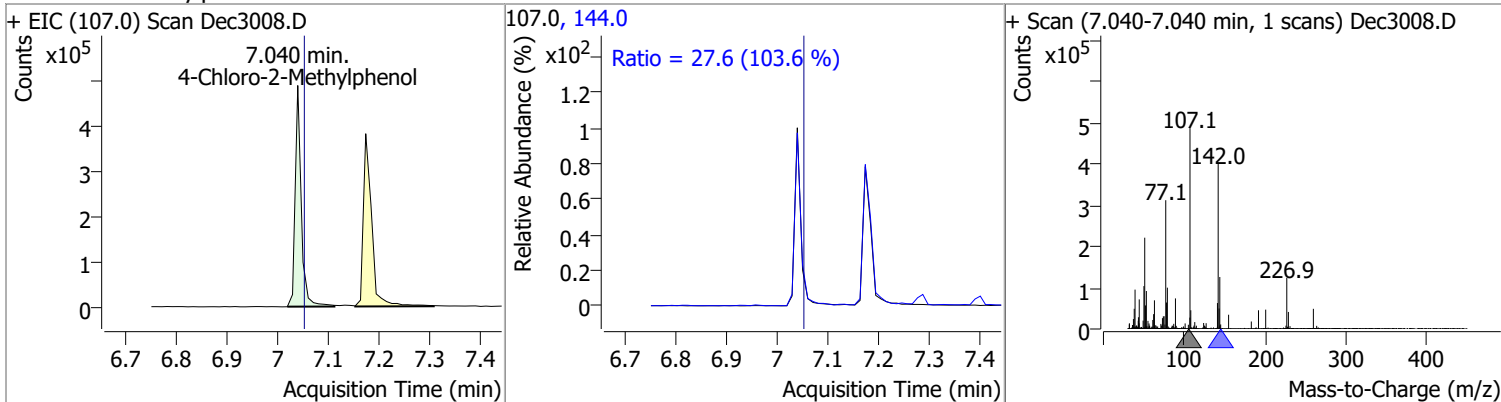
| Compound | Conc. | RT | Dev(Min) | Resp. | QIon | QRatio | Lower | Upper |
|-----------------|---------|------|----------|--------|-------|--------|-------|-------|
| p-Chloroaniline | 43.8149 | 6.56 | 0.00 | 396849 | 65.0 | 33.3 | 26.3 | 48.8 |
| | | | | | 129.0 | 29.7 | 20.5 | 38.0 |



| Compound | Conc. | RT | Dev(Min) | Resp. | QIon | QRatio | Lower | Upper |
|---------------------|---------|------|----------|--------|-------|--------|-------|-------|
| Hexachlorobutadiene | 49.3269 | 6.63 | 0.00 | 195834 | 227.0 | 61.2 | 46.6 | 86.6 |
| | | | | | 223.0 | 61.0 | 42.6 | 79.1 |

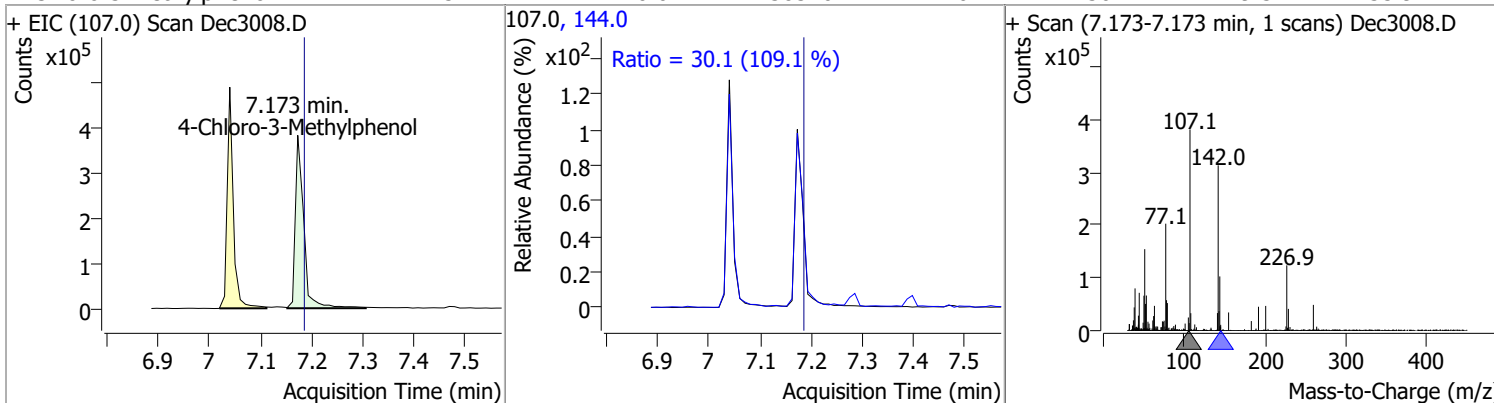


| Compound | Conc. | RT | Dev(Min) | Resp. | QIon | QRatio | Lower | Upper |
|-------------------------|---------|------|----------|--------|-------|--------|-------|-------|
| 4-Chloro-2-Methylphenol | 66.6053 | 7.04 | -0.01 | 395874 | 144.0 | 27.6 | 18.6 | 34.6 |

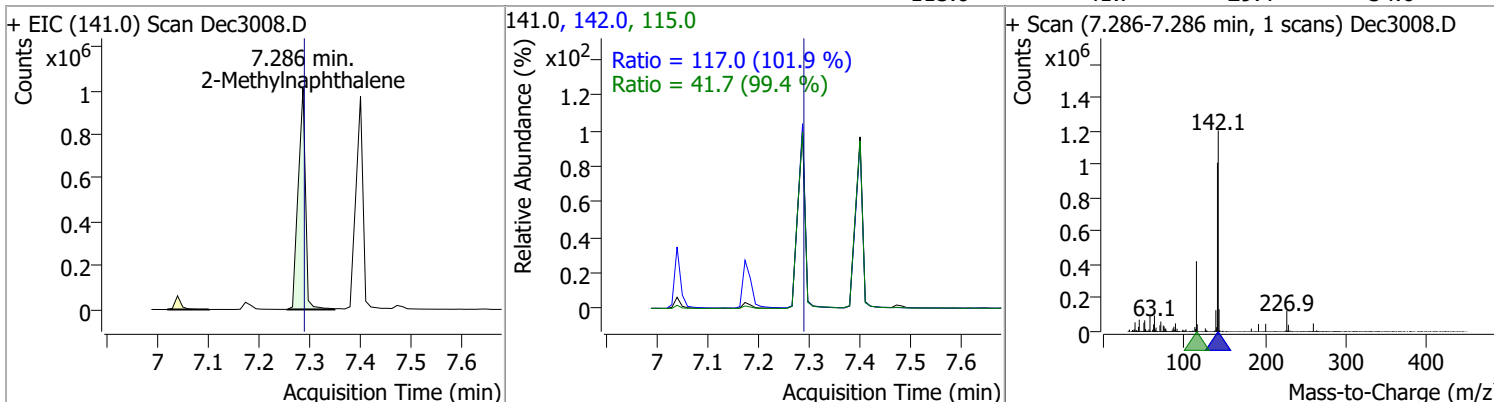


Quantitation Results Report (QT Reviewed)

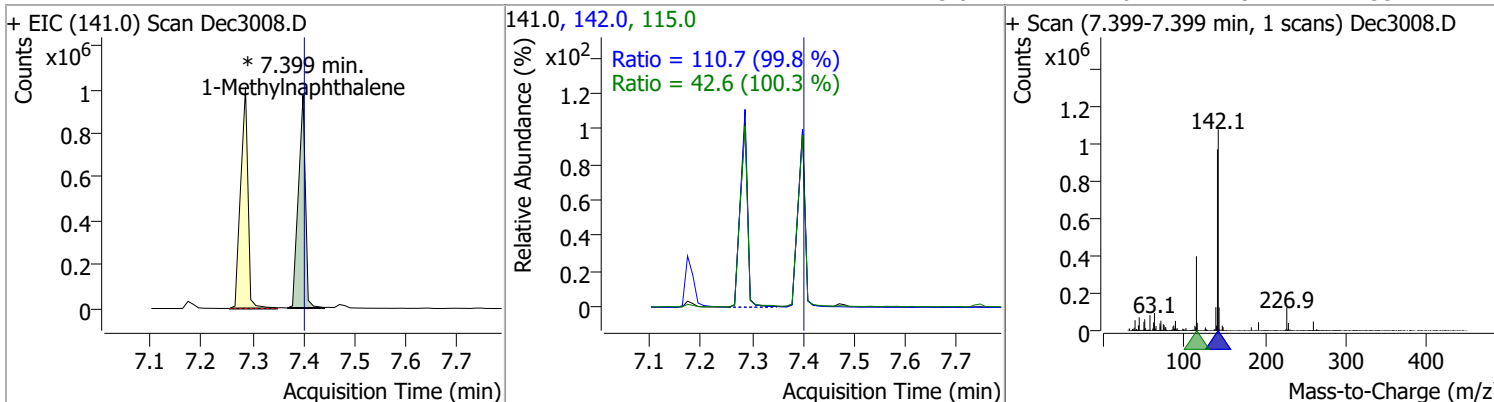
| Compound | Conc. | RT | Dev(Min) | Resp. | QIon | QRatio | Lower | Upper |
|-------------------------|---------|------|----------|--------|-------|--------|-------|-------|
| 4-Chloro-3-Methylphenol | 74.2521 | 7.17 | -0.01 | 438570 | 144.0 | 30.1 | 19.3 | 35.9 |



| Compound | Conc. | RT | Dev(Min) | Resp. | QIon | QRatio | Lower | Upper |
|---------------------|---------|------|----------|---------|-------|--------|-------|-------|
| 2-Methylnaphthalene | 68.3176 | 7.29 | 0.00 | 1003292 | 142.0 | 117.0 | 80.4 | 149.3 |
| | | | | | 115.0 | 41.7 | 29.4 | 54.6 |

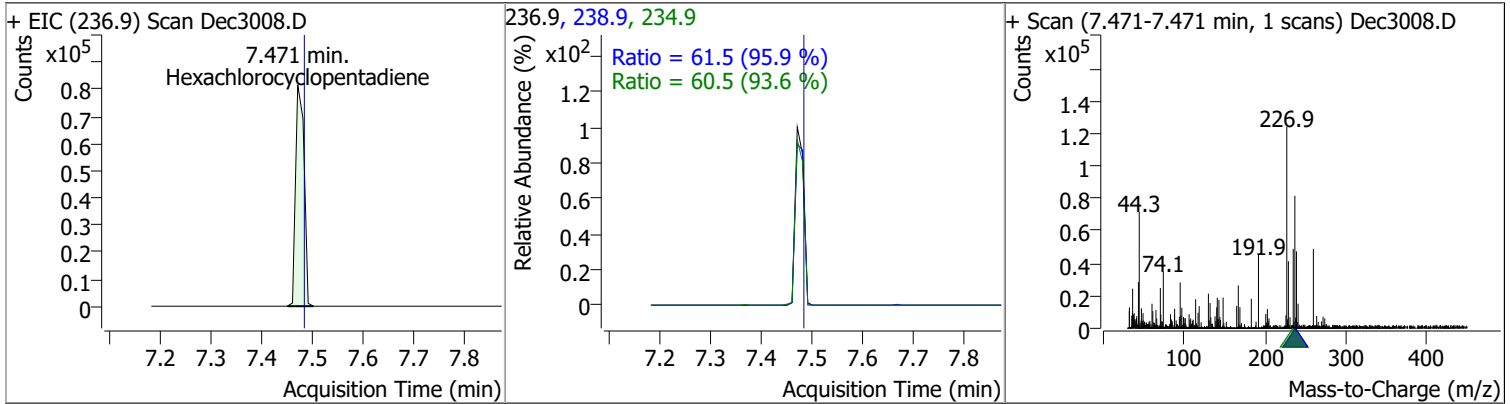


| Compound | Conc. | RT | Dev(Min) | Resp. | QIon | QRatio | Lower | Upper |
|---------------------|---------|------|----------|------------|-------|--------|-------|-------|
| 1-Methylnaphthalene | 63.4636 | 7.40 | 0.00 | 932003 (m) | 142.0 | 110.7 | 77.7 | 144.2 |
| | | | | | 115.0 | 42.6 | 29.7 | 55.2 |

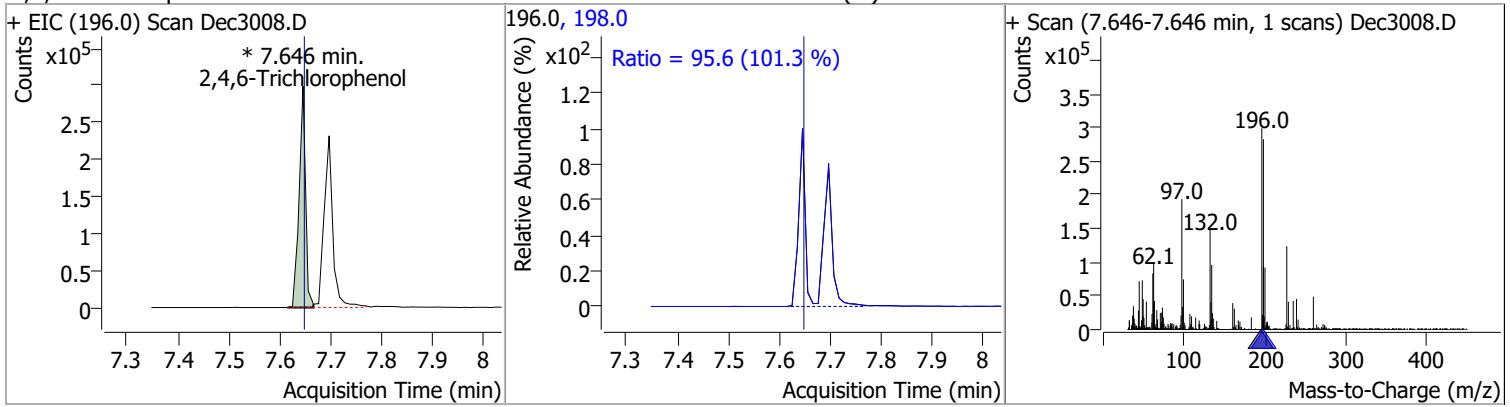


Quantitation Results Report (QT Reviewed)

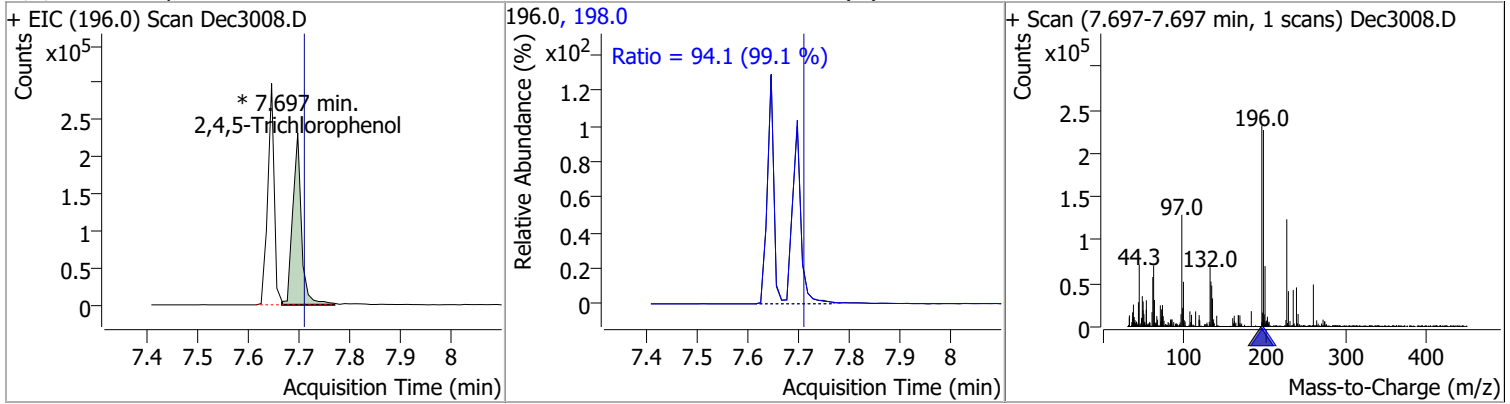
| Compound | Conc. | RT | Dev(Min) | Resp. | QIon | QRatio | Lower | Upper |
|---------------------------|---------|------|----------|-------|-------|--------|-------|-------|
| Hexachlorocyclopentadiene | 51.0664 | 7.47 | -0.01 | 94302 | 234.9 | 60.5 | 45.3 | 84.1 |
| | | | | | 238.9 | 61.5 | 44.9 | 83.3 |



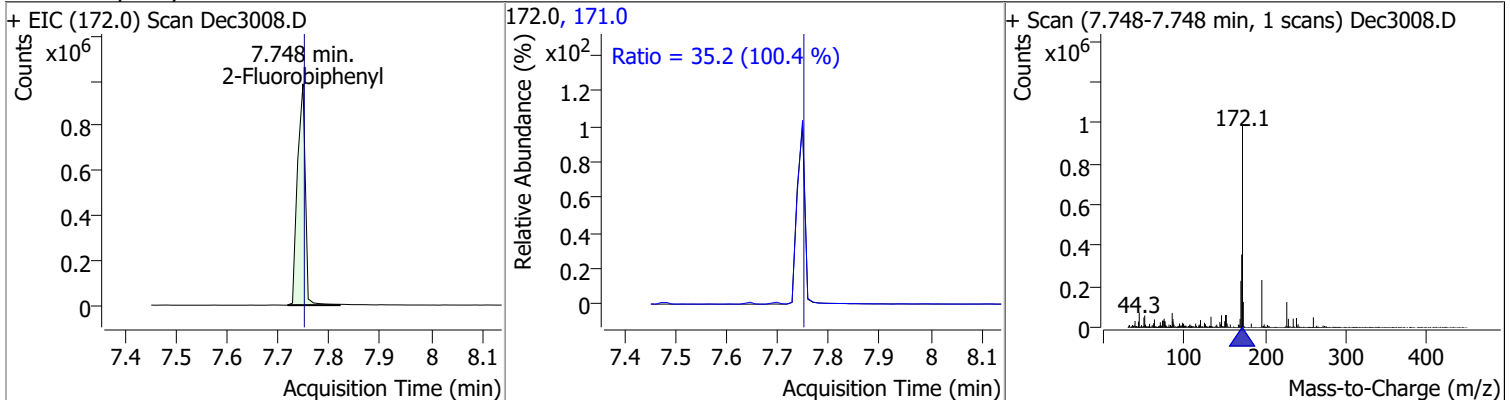
| Compound | Conc. | RT | Dev(Min) | Resp. | QIon | QRatio | Lower | Upper |
|-----------------------|---------|------|----------|------------|-------|--------|-------|-------|
| 2,4,6-Trichlorophenol | 77.1602 | 7.65 | 0.00 | 262076 (m) | 198.0 | 95.6 | 66.1 | 122.7 |



| Compound | Conc. | RT | Dev(Min) | Resp. | QIon | QRatio | Lower | Upper |
|-----------------------|---------|------|----------|------------|-------|--------|-------|-------|
| 2,4,5-Trichlorophenol | 70.9816 | 7.70 | -0.01 | 276068 (m) | 198.0 | 94.1 | 66.4 | 123.4 |

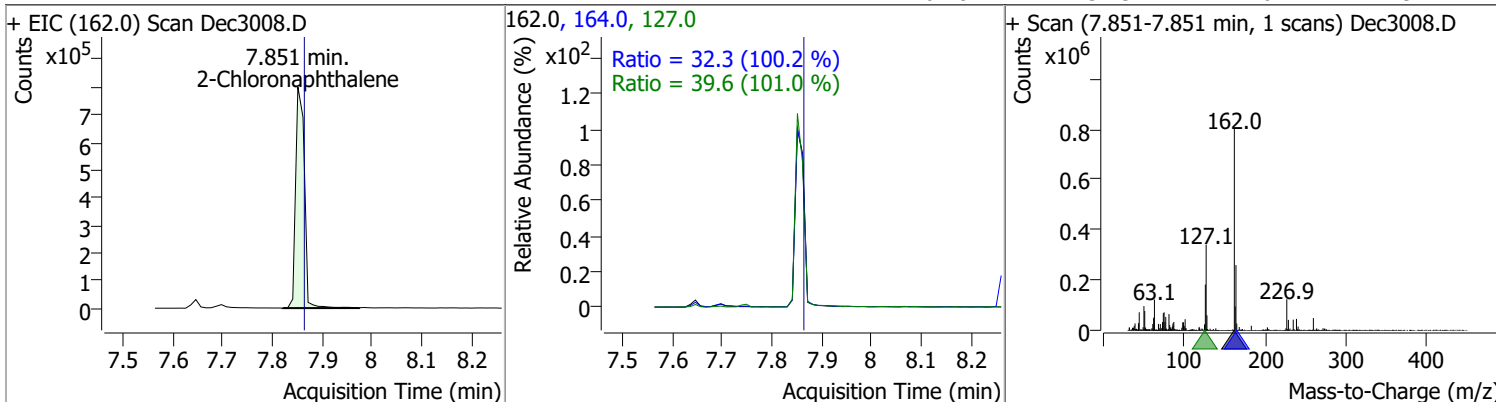


| Compound | Conc. | RT | Dev(Min) | Resp. | QIon | QRatio | Lower | Upper |
|------------------|---------|------|----------|---------|-------|--------|-------|-------|
| 2-Fluorobiphenyl | 55.2551 | 7.75 | 0.00 | 1046562 | 171.0 | 35.2 | 24.5 | 45.6 |

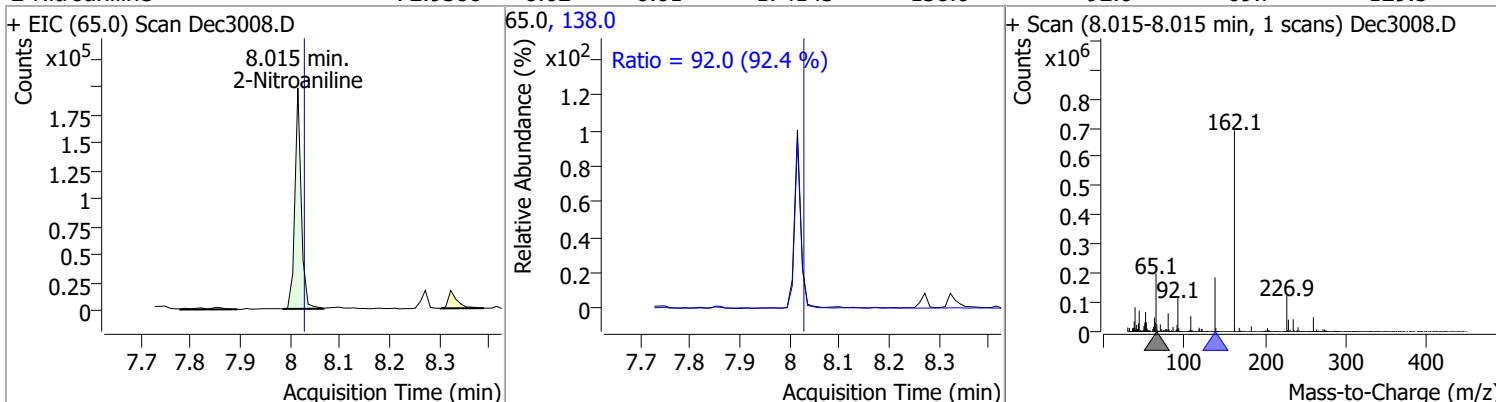


Quantitation Results Report (QT Reviewed)

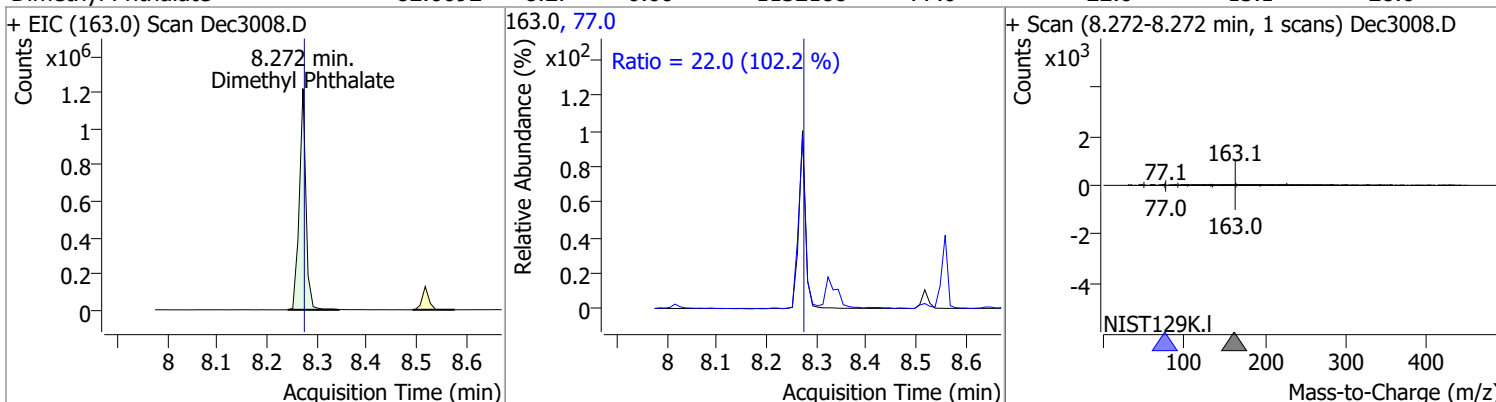
| Compound | Conc. | RT | Dev(Min) | Resp. | QIon | QRatio | Lower | Upper |
|---------------------|---------|------|----------|--------|-------|--------|-------|-------|
| 2-Chloronaphthalene | 65.0110 | 7.85 | -0.01 | 978364 | 127.0 | 39.6 | 27.4 | 50.9 |
| | | | | | 164.0 | 32.3 | 22.6 | 41.9 |



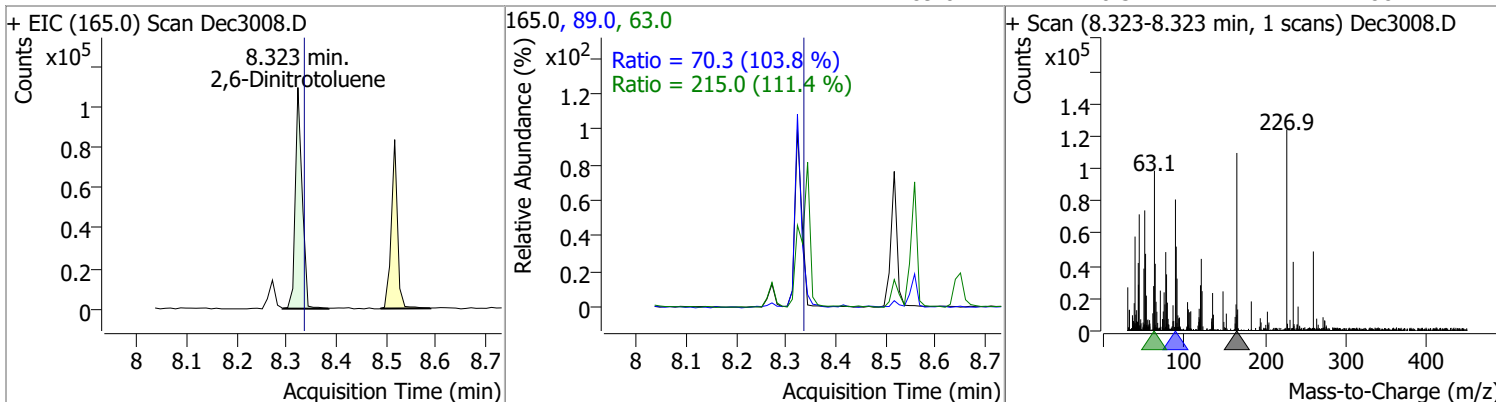
| Compound | Conc. | RT | Dev(Min) | Resp. | QIon | QRatio | Lower | Upper |
|----------------|---------|------|----------|--------|-------|--------|-------|-------|
| 2-Nitroaniline | 72.9388 | 8.02 | -0.01 | 174143 | 138.0 | 92.0 | 69.7 | 129.5 |



| Compound | Conc. | RT | Dev(Min) | Resp. | QIon | QRatio | Lower | Upper |
|--------------------|---------|------|----------|---------|------|--------|-------|-------|
| Dimethyl Phthalate | 82.6692 | 8.27 | 0.00 | 1132188 | 77.0 | 22.0 | 15.1 | 28.0 |

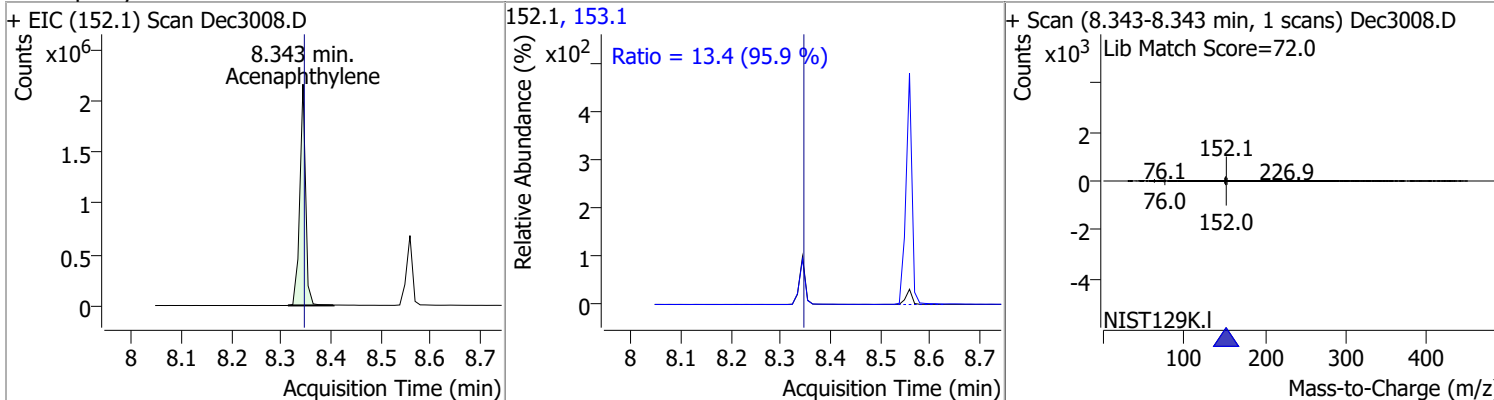


| Compound | Conc. | RT | Dev(Min) | Resp. | QIon | QRatio | Lower | Upper |
|--------------------|---------|------|----------|--------|------|--------|-------|-------|
| 2,6-Dinitrotoluene | 67.5560 | 8.32 | -0.01 | 105298 | 63.0 | 215.0 | 135.1 | 250.9 |
| | | | | | 89.0 | 70.3 | 47.4 | 88.1 |

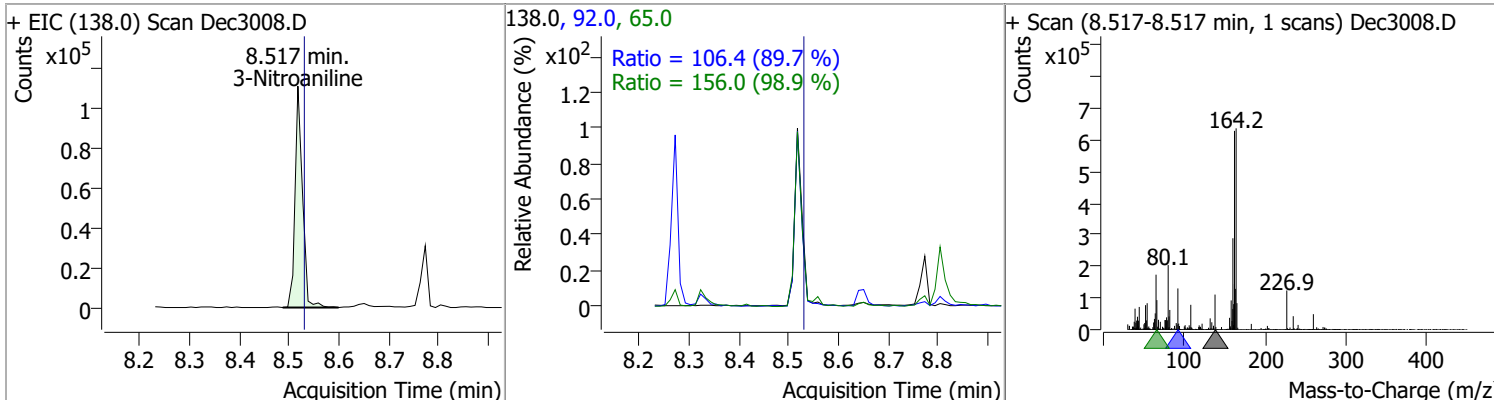


Quantitation Results Report (QT Reviewed)

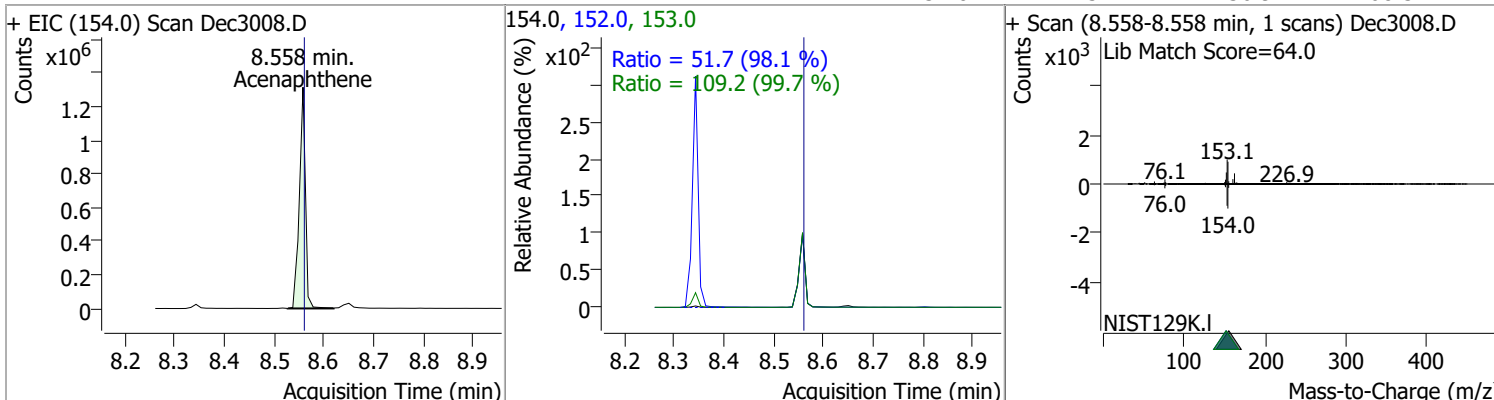
| Compound | Conc. | RT | Dev(Min) | Resp. | QIon | QRatio | Lower | Upper |
|----------------|---------|------|----------|---------|-------|--------|-------|-------|
| Acenaphthylene | 74.8274 | 8.34 | 0.00 | 1747061 | 153.1 | 13.4 | 9.8 | 18.1 |



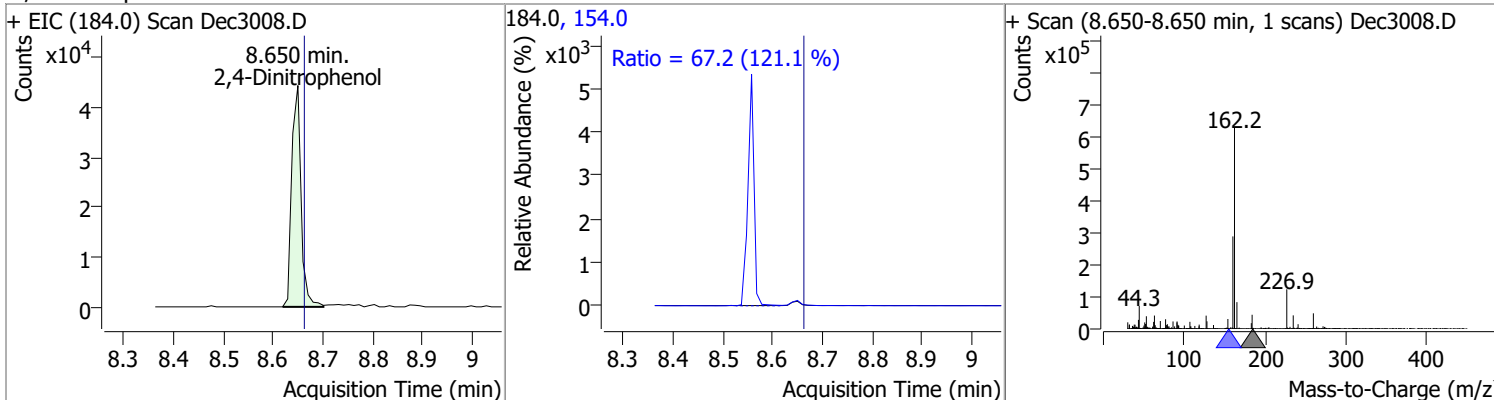
| Compound | Conc. | RT | Dev(Min) | Resp. | QIon | QRatio | Lower | Upper |
|----------------|---------|------|----------|--------|------|--------|-------|-------|
| 3-Nitroaniline | 64.2919 | 8.52 | -0.01 | 115180 | 65.0 | 156.0 | 110.4 | 205.1 |
| | | | | | 92.0 | 106.4 | 83.0 | 154.2 |



| Compound | Conc. | RT | Dev(Min) | Resp. | QIon | QRatio | Lower | Upper |
|--------------|---------|------|----------|---------|-------|--------|-------|-------|
| Acenaphthene | 82.8826 | 8.56 | 0.00 | 1116613 | 153.0 | 109.2 | 76.7 | 142.4 |
| | | | | | 152.0 | 51.7 | 36.9 | 68.5 |

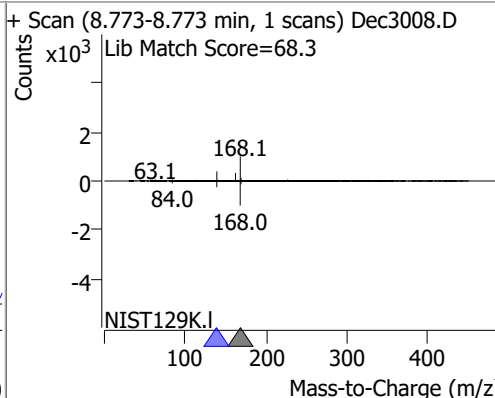
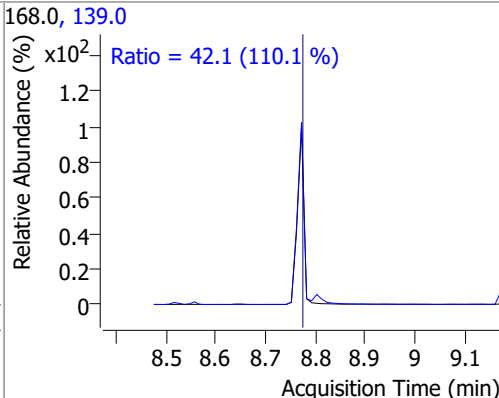
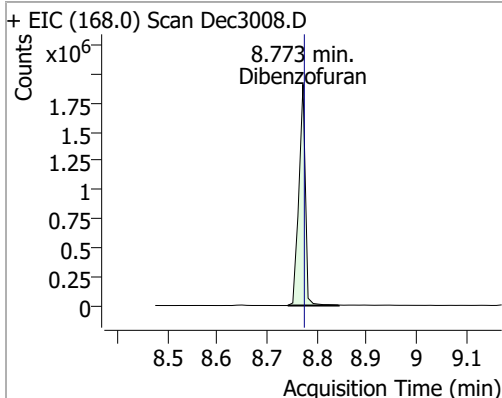


| Compound | Conc. | RT | Dev(Min) | Resp. | QIon | QRatio | Lower | Upper |
|-------------------|---------|------|----------|-------|-------|--------|-------|-------|
| 2,4-Dinitrophenol | 71.9433 | 8.65 | -0.01 | 57945 | 154.0 | 67.2 | 38.9 | 72.2 |

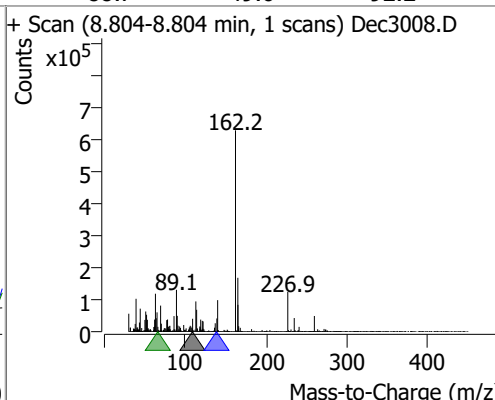
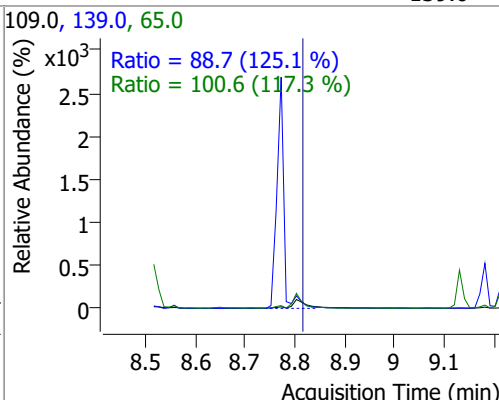
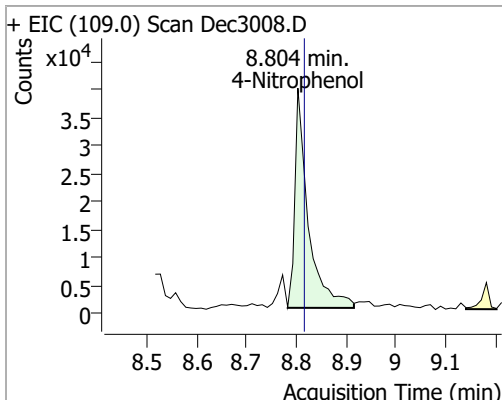


Quantitation Results Report (QT Reviewed)

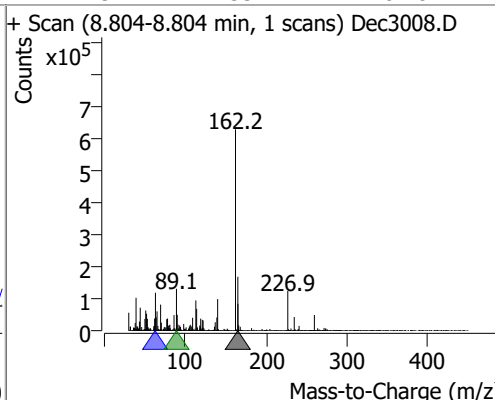
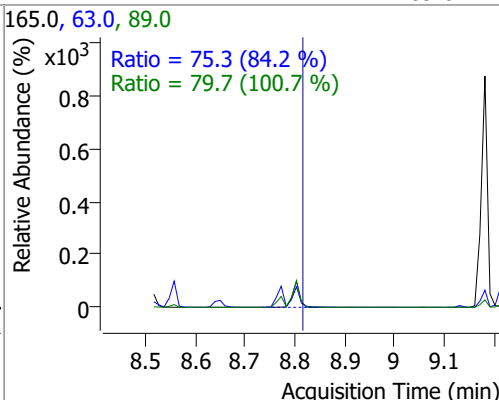
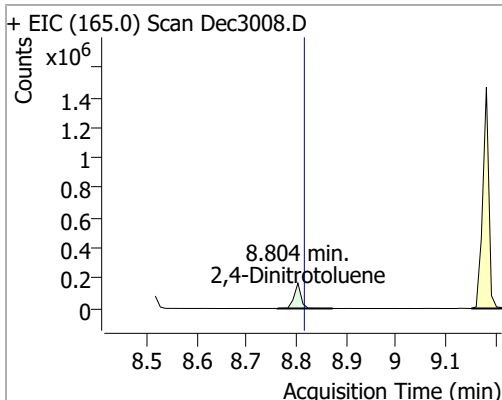
| Compound | Conc. | RT | Dev(Min) | Resp. | QIon | QRatio | Lower | Upper |
|--------------|---------|------|----------|---------|-------|--------|-------|-------|
| Dibenzofuran | 79.7384 | 8.77 | 0.00 | 1731371 | 139.0 | 42.1 | 26.8 | 49.7 |



| Compound | Conc. | RT | Dev(Min) | Resp. | QIon | QRatio | Lower | Upper |
|---------------|---------|------|----------|-------|-------|--------|-------|-------|
| 4-Nitrophenol | 31.7604 | 8.80 | -0.01 | 73269 | 65.0 | 100.6 | 60.1 | 111.5 |
| | | | | | 139.0 | 88.7 | 49.6 | 92.2 |

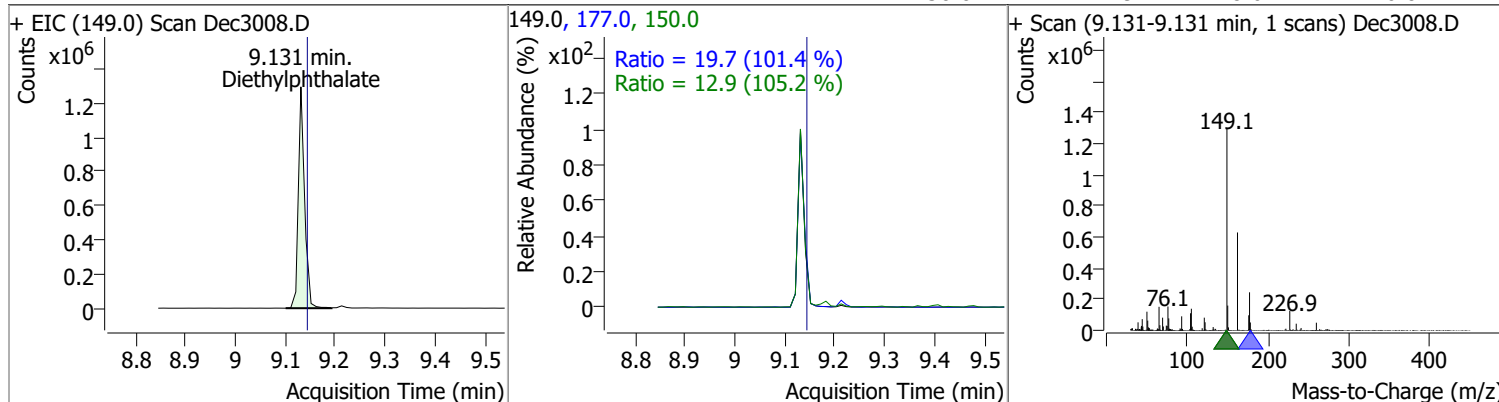


| Compound | Conc. | RT | Dev(Min) | Resp. | QIon | QRatio | Lower | Upper |
|--------------------|---------|------|----------|--------|------|--------|-------|-------|
| 2,4-Dinitrotoluene | 78.9374 | 8.80 | -0.01 | 159334 | 63.0 | 75.3 | 62.6 | 116.2 |
| | | | | | 89.0 | 79.7 | 55.4 | 102.8 |

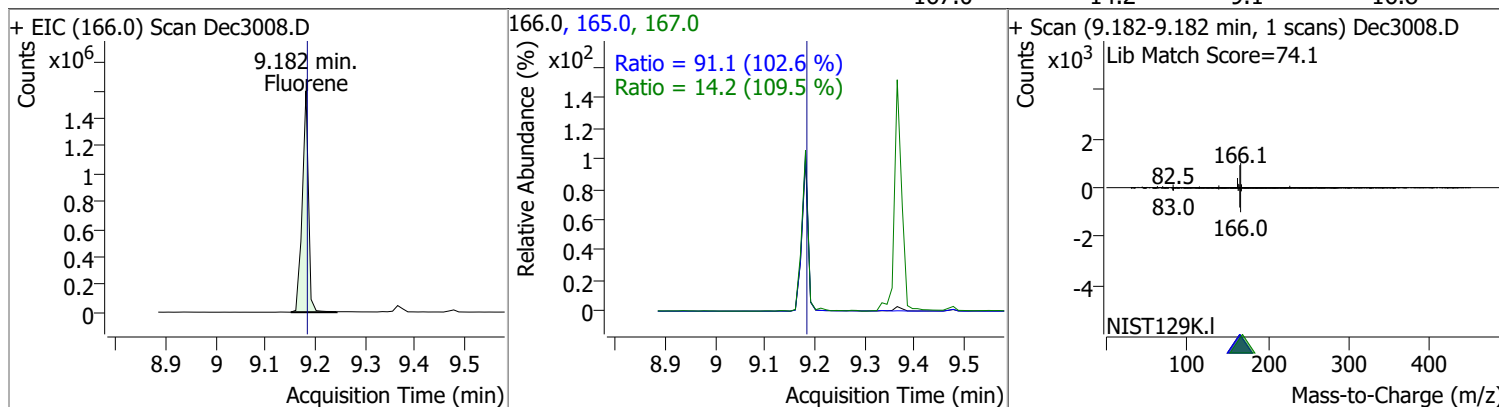


Quantitation Results Report (QT Reviewed)

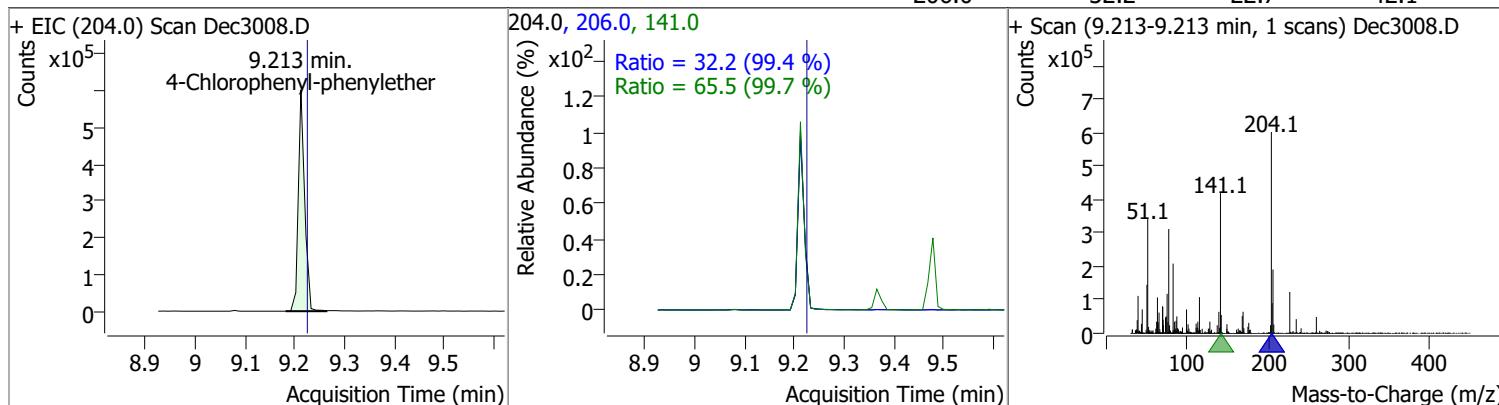
| Compound | Conc. | RT | Dev(Min) | Resp. | QIon | QRatio | Lower | Upper |
|------------------|---------|------|----------|---------|-------|--------|-------|-------|
| Diethylphthalate | 76.5917 | 9.13 | -0.01 | 1129844 | 177.0 | 19.7 | 13.6 | 25.2 |
| | | | | | 150.0 | 12.9 | 8.6 | 16.0 |



| Compound | Conc. | RT | Dev(Min) | Resp. | QIon | QRatio | Lower | Upper |
|----------|---------|------|----------|---------|-------|--------|-------|-------|
| Fluorene | 79.1333 | 9.18 | 0.00 | 1380448 | 165.0 | 91.1 | 62.2 | 115.4 |
| | | | | | 167.0 | 14.2 | 9.1 | 16.8 |

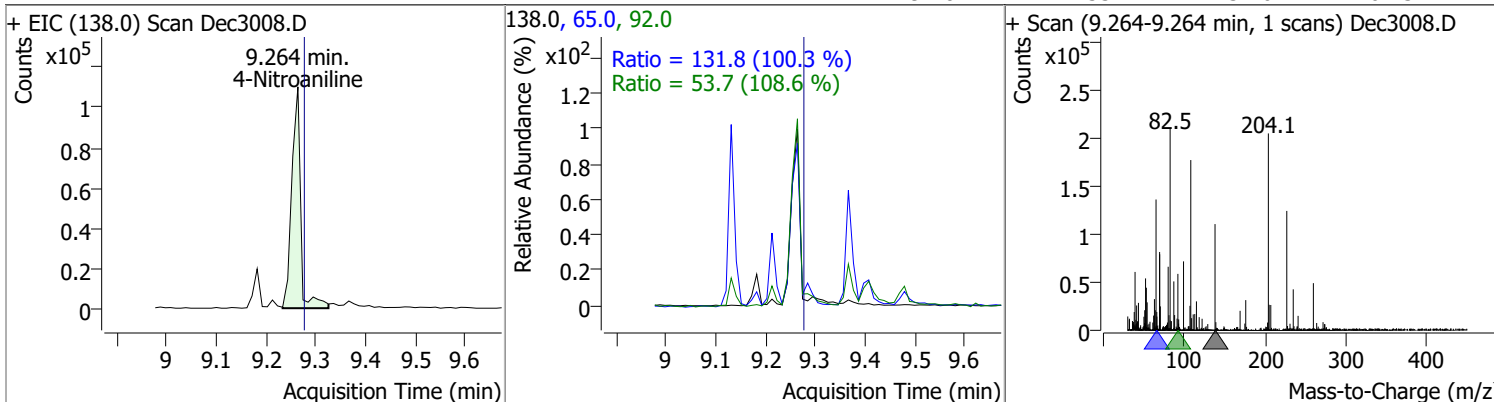


| Compound | Conc. | RT | Dev(Min) | Resp. | QIon | QRatio | Lower | Upper |
|----------------------------|---------|------|----------|--------|-------|--------|-------|-------|
| 4-Chlorophenyl-phenylether | 74.3450 | 9.21 | -0.01 | 535620 | 141.0 | 65.5 | 46.0 | 85.3 |
| | | | | | 206.0 | 32.2 | 22.7 | 42.1 |

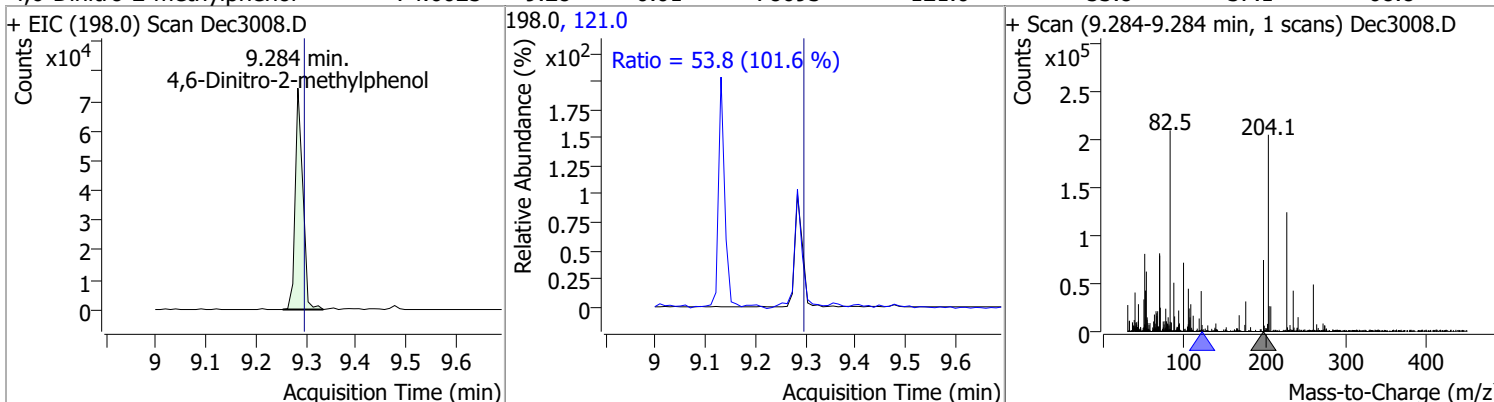


Quantitation Results Report (QT Reviewed)

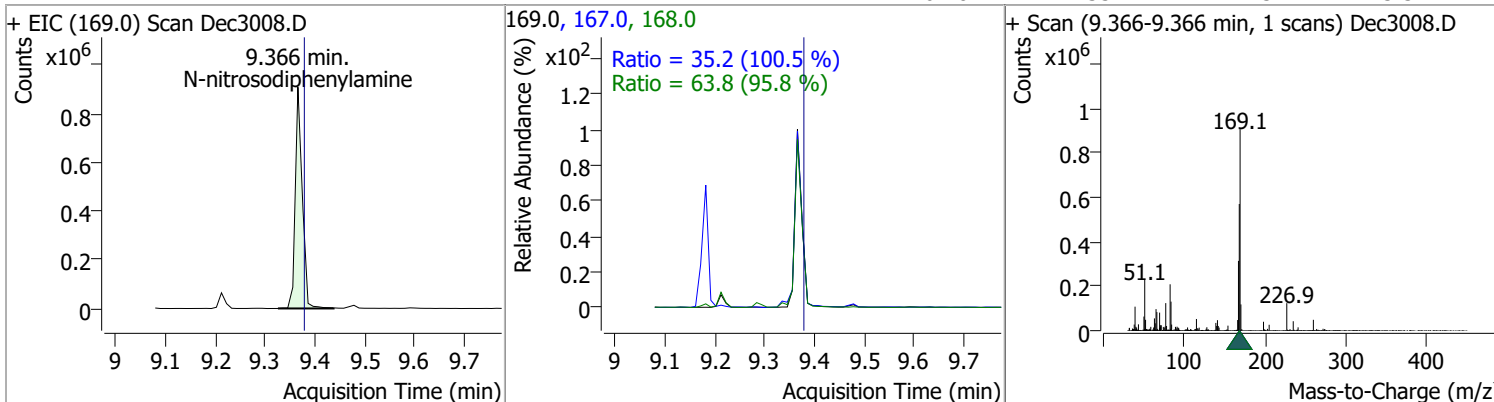
| Compound | Conc. | RT | Dev(Min) | Resp. | QIon | QRatio | Lower | Upper |
|----------------|---------|------|----------|--------|------|--------|-------|-------|
| 4-Nitroaniline | 72.6146 | 9.26 | -0.01 | 136397 | 65.0 | 131.8 | 91.9 | 170.7 |
| | | | | | 92.0 | 53.7 | 34.6 | 64.3 |



| Compound | Conc. | RT | Dev(Min) | Resp. | QIon | QRatio | Lower | Upper |
|----------------------------|---------|------|----------|-------|-------|--------|-------|-------|
| 4,6-Dinitro-2-methylphenol | 74.6025 | 9.28 | -0.01 | 78693 | 121.0 | 53.8 | 37.1 | 68.8 |

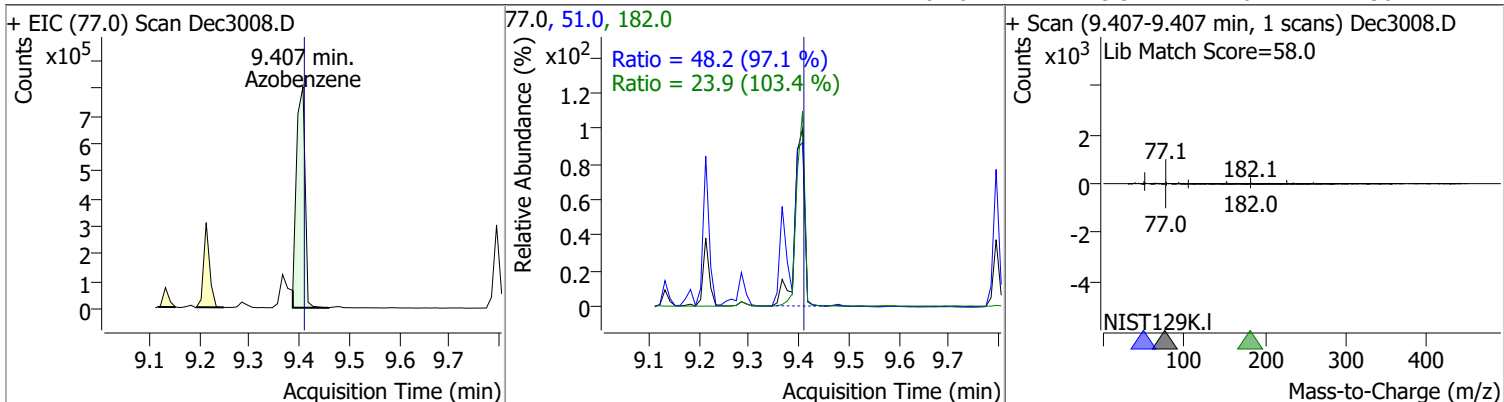


| Compound | Conc. | RT | Dev(Min) | Resp. | QIon | QRatio | Lower | Upper |
|------------------------|---------|------|----------|--------|-------|--------|-------|-------|
| N-nitrosodiphenylamine | 83.2160 | 9.37 | -0.01 | 886553 | 168.0 | 63.8 | 46.6 | 86.6 |
| | | | | | 167.0 | 35.2 | 24.5 | 45.5 |

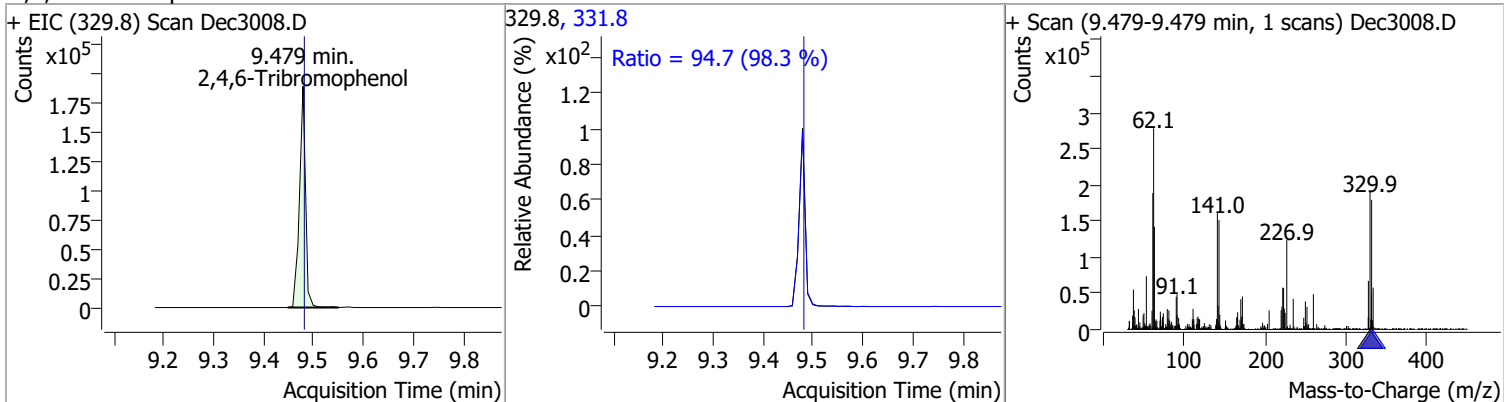


Quantitation Results Report (QT Reviewed)

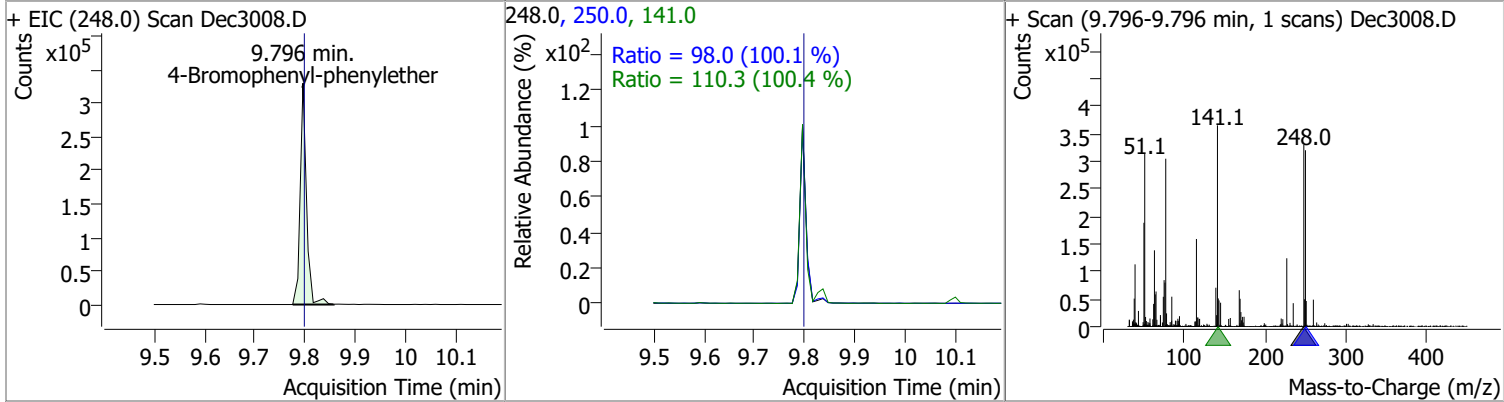
| Compound | Conc. | RT | Dev(Min) | Resp. | QIon | QRatio | Lower | Upper |
|------------|---------|------|----------|--------|-------|--------|-------|-------|
| Azobenzene | 66.1673 | 9.41 | 0.00 | 964082 | 51.0 | 48.2 | 34.8 | 64.6 |
| | | | | | 182.0 | 23.9 | 16.2 | 30.1 |



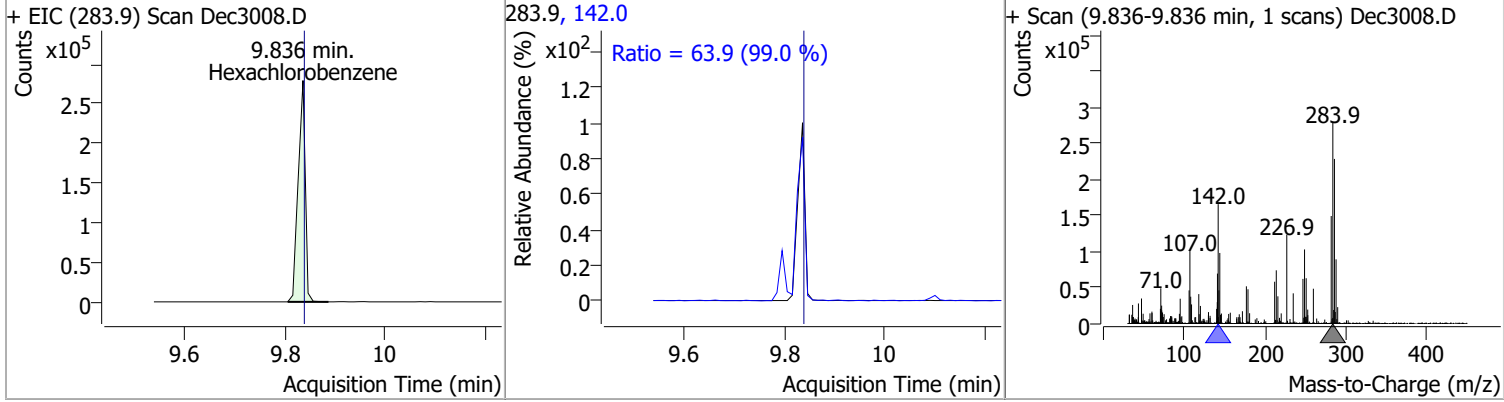
| Compound | Conc. | RT | Dev(Min) | Resp. | QIon | QRatio | Lower | Upper |
|----------------------|----------|------|----------|--------|-------|--------|-------|-------|
| 2,4,6-Tribromophenol | 172.3760 | 9.48 | 0.00 | 161060 | 331.8 | 94.7 | 67.5 | 125.3 |



| Compound | Conc. | RT | Dev(Min) | Resp. | QIon | QRatio | Lower | Upper |
|---------------------------|---------|------|----------|--------|-------|--------|-------|-------|
| 4-Bromophenyl-phenylether | 73.2590 | 9.80 | 0.00 | 286046 | 141.0 | 110.3 | 76.9 | 142.8 |
| | | | | | 250.0 | 98.0 | 68.5 | 127.2 |

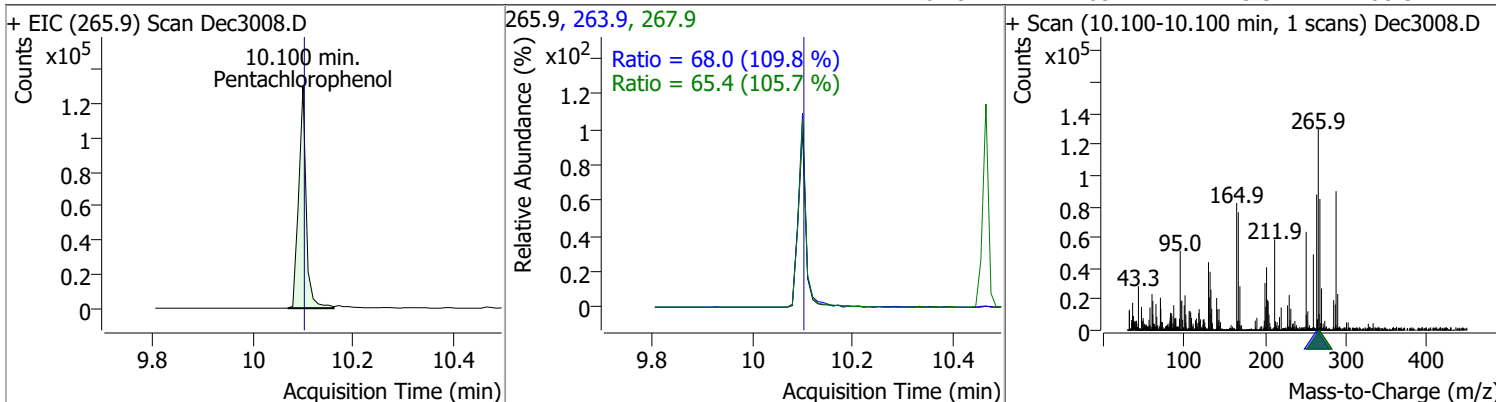


| Compound | Conc. | RT | Dev(Min) | Resp. | QIon | QRatio | Lower | Upper |
|-------------------|---------|------|----------|--------|-------|--------|-------|-------|
| Hexachlorobenzene | 74.6005 | 9.84 | 0.00 | 272680 | 142.0 | 63.9 | 45.2 | 83.9 |

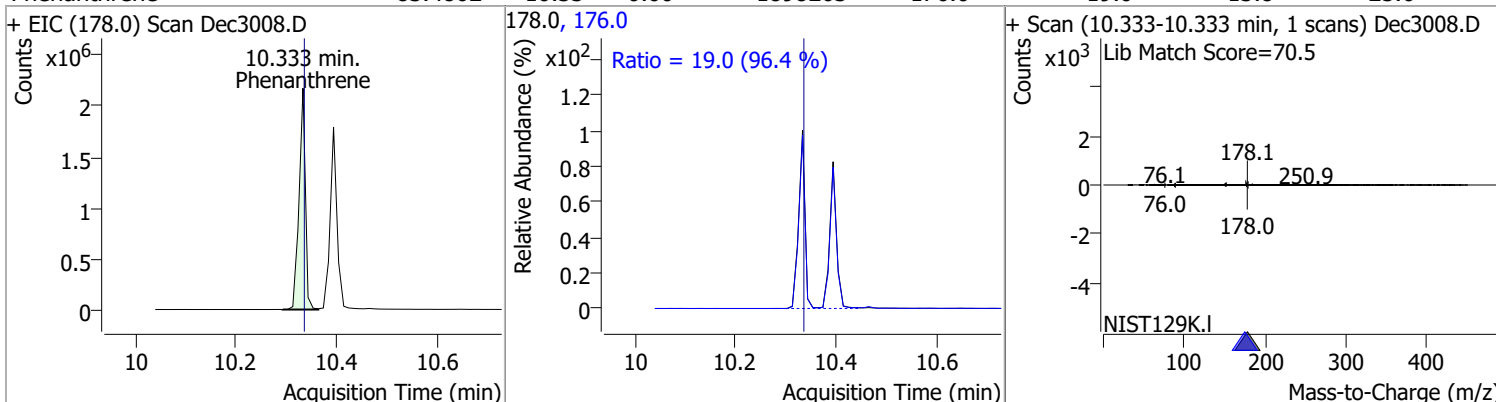


Quantitation Results Report (QT Reviewed)

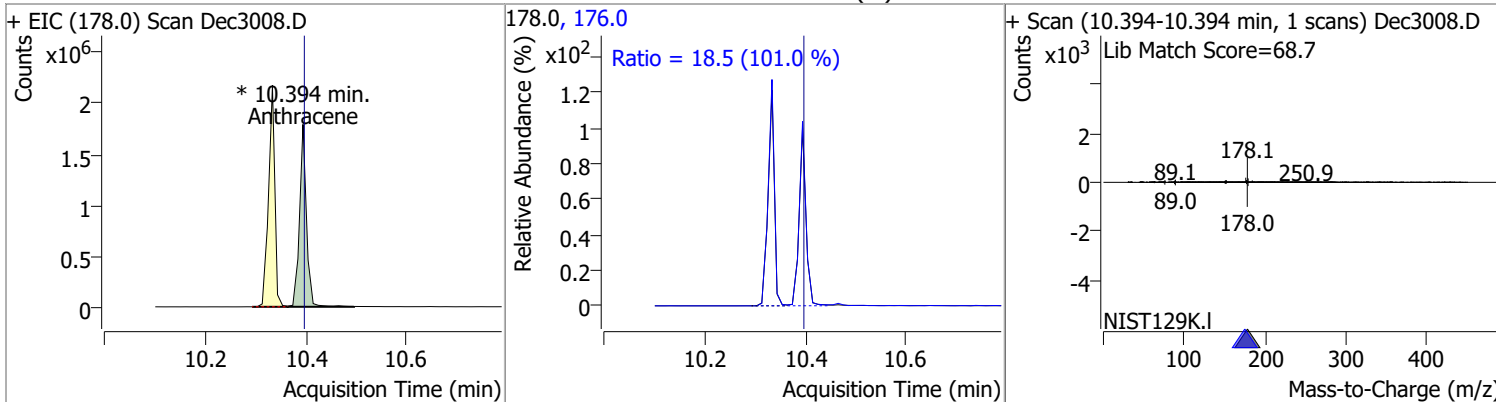
| Compound | Conc. | RT | Dev(Min) | Resp. | QIon | QRatio | Lower | Upper |
|-------------------|---------|-------|----------|--------|-------|--------|-------|-------|
| Pentachlorophenol | 91.3818 | 10.10 | 0.00 | 134471 | 263.9 | 68.0 | 43.4 | 80.6 |
| | | | | | 267.9 | 65.4 | 43.3 | 80.5 |



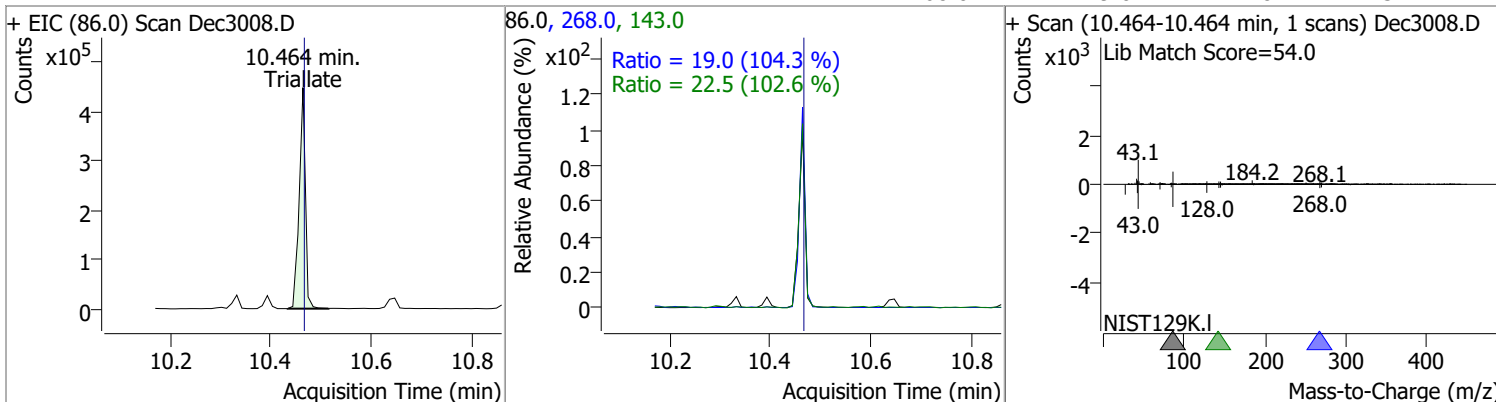
| Compound | Conc. | RT | Dev(Min) | Resp. | QIon | QRatio | Lower | Upper |
|--------------|---------|-------|----------|---------|-------|--------|-------|-------|
| Phenanthrene | 83.4862 | 10.33 | 0.00 | 1898263 | 176.0 | 19.0 | 13.8 | 25.6 |



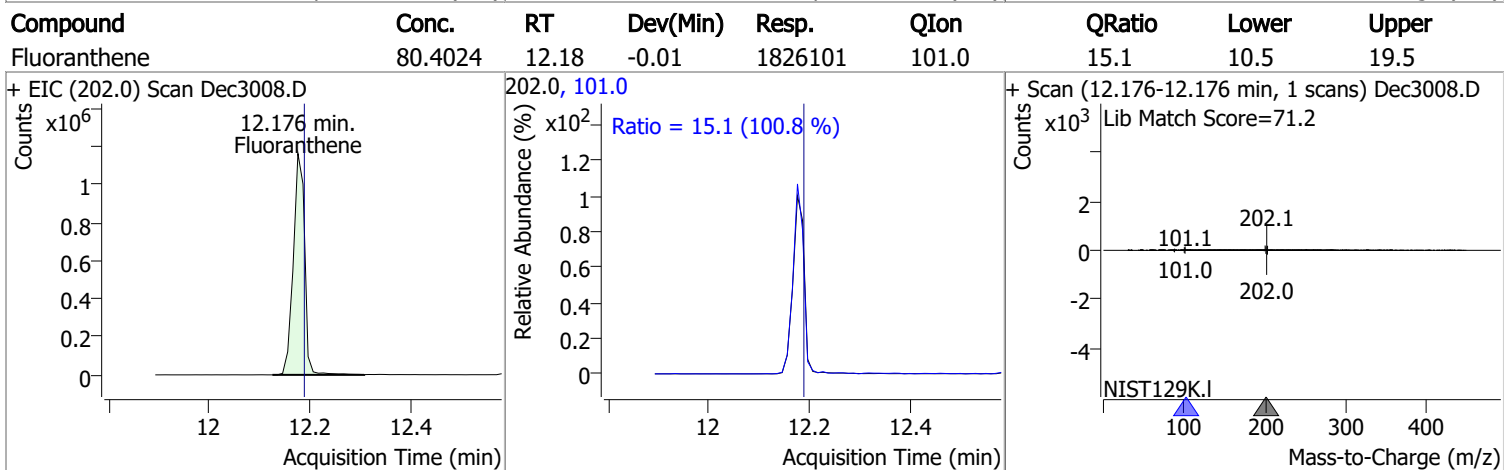
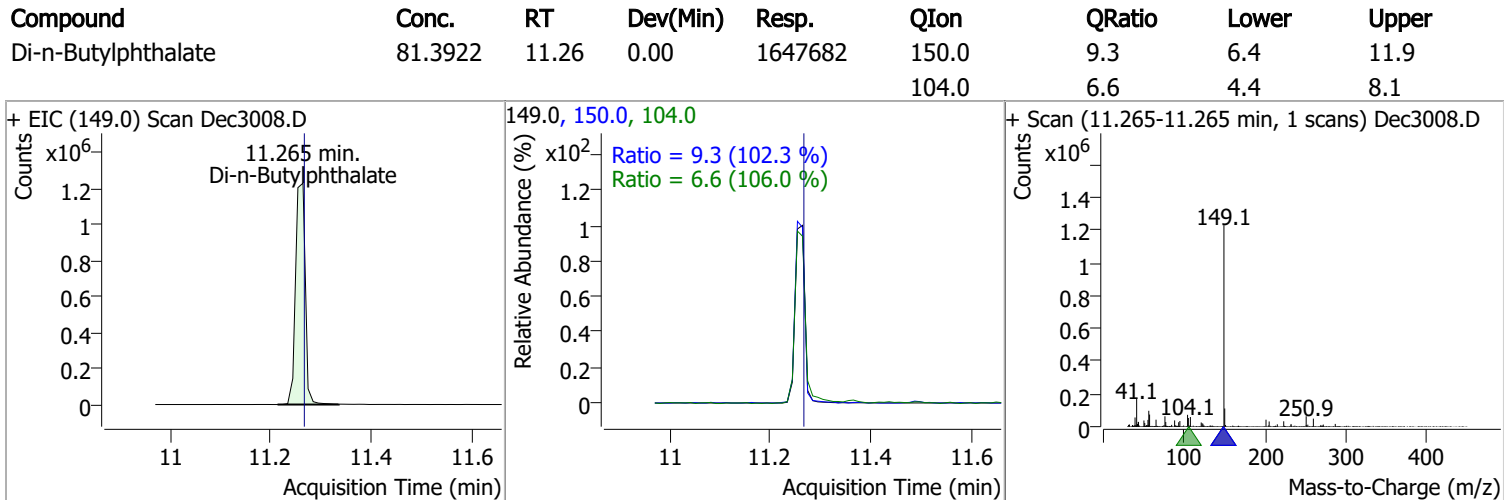
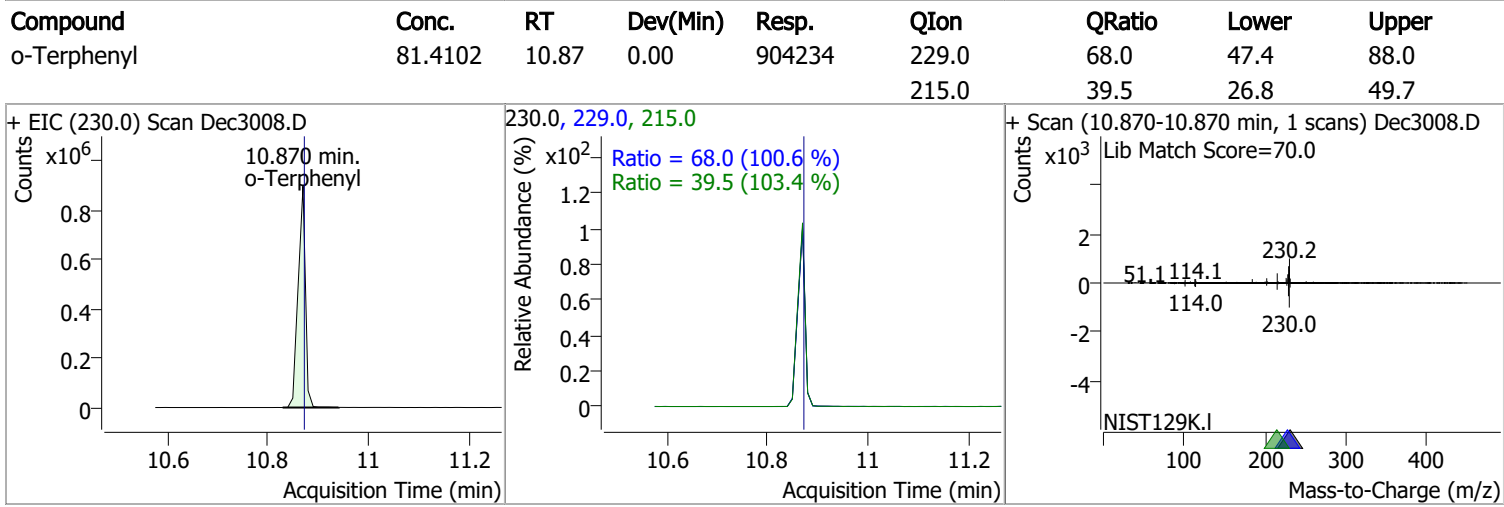
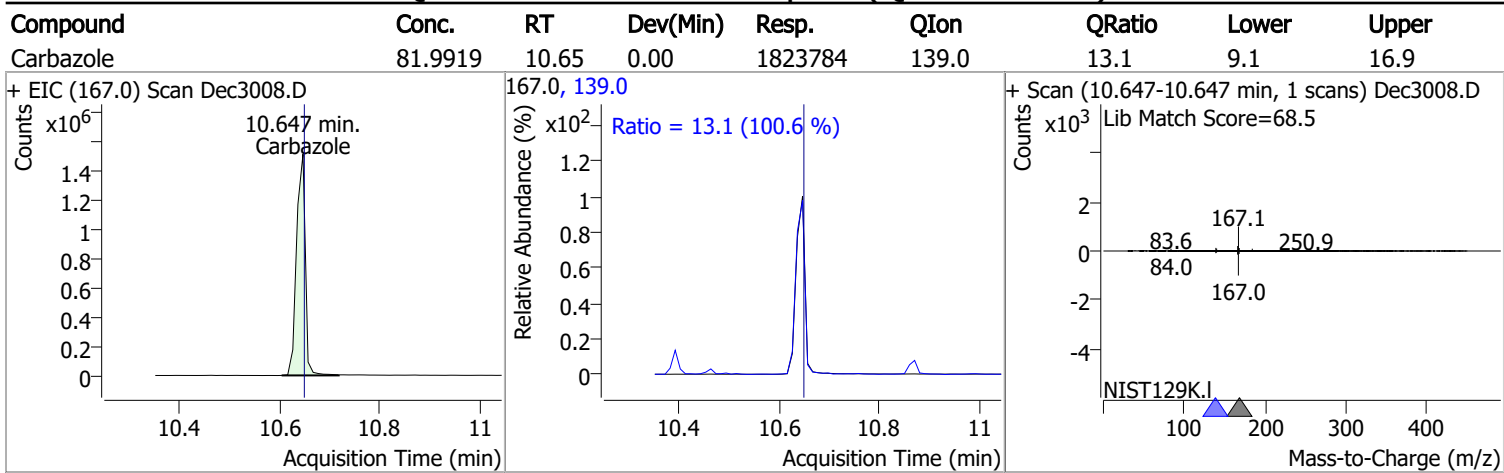
| Compound | Conc. | RT | Dev(Min) | Resp. | QIon | QRatio | Lower | Upper |
|------------|---------|-------|----------|-------------|-------|--------|-------|-------|
| Anthracene | 77.8811 | 10.39 | 0.00 | 1723062 (m) | 176.0 | 18.5 | 12.8 | 23.8 |



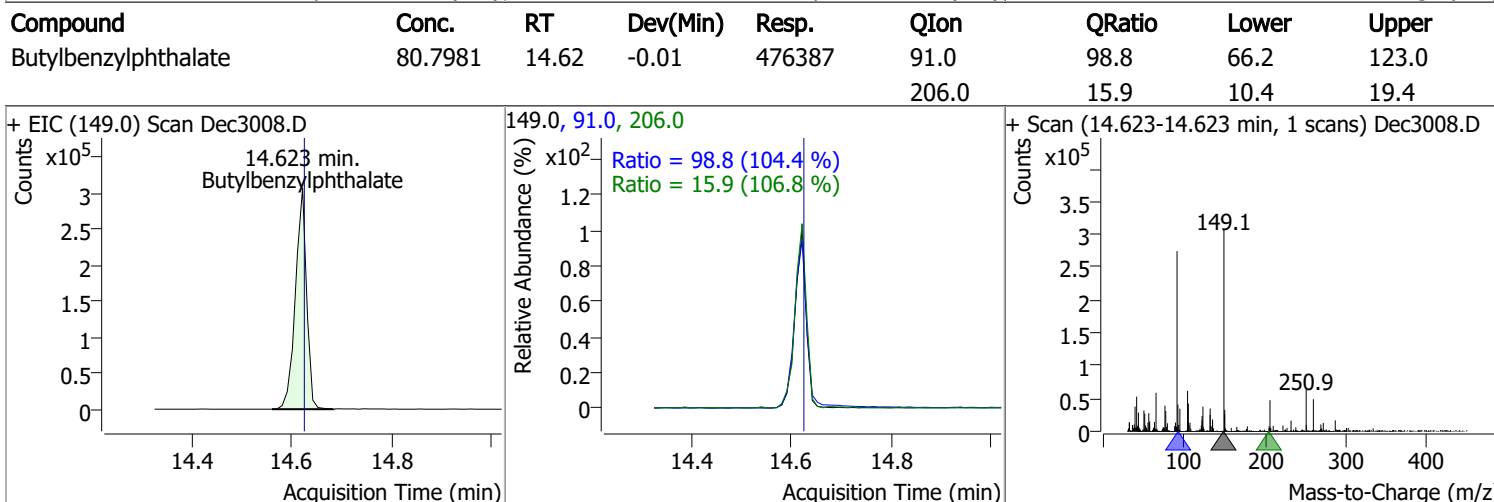
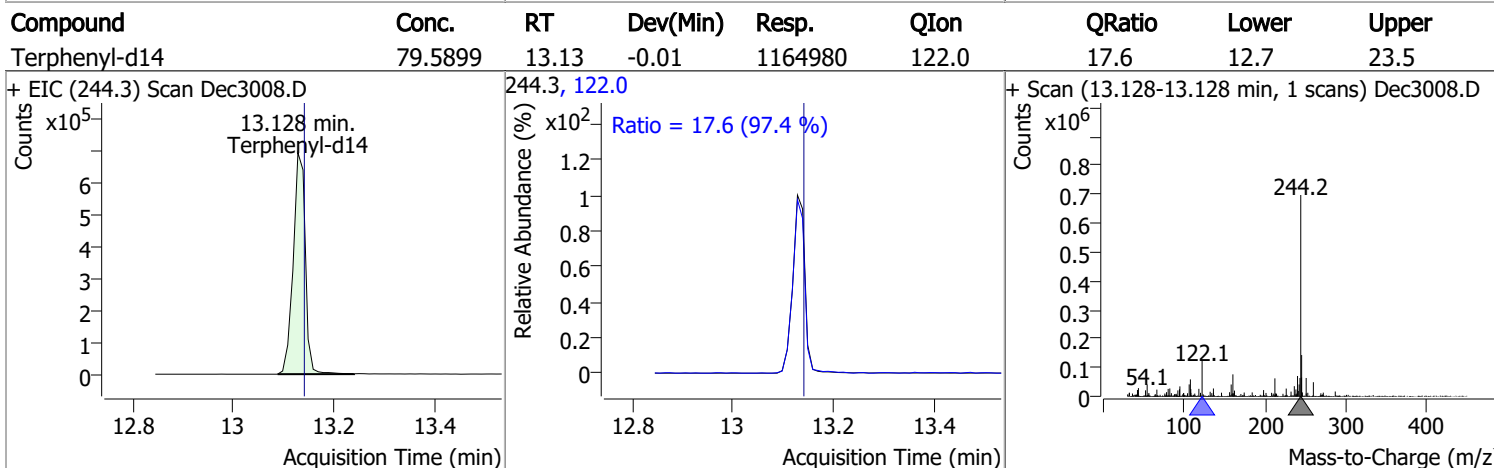
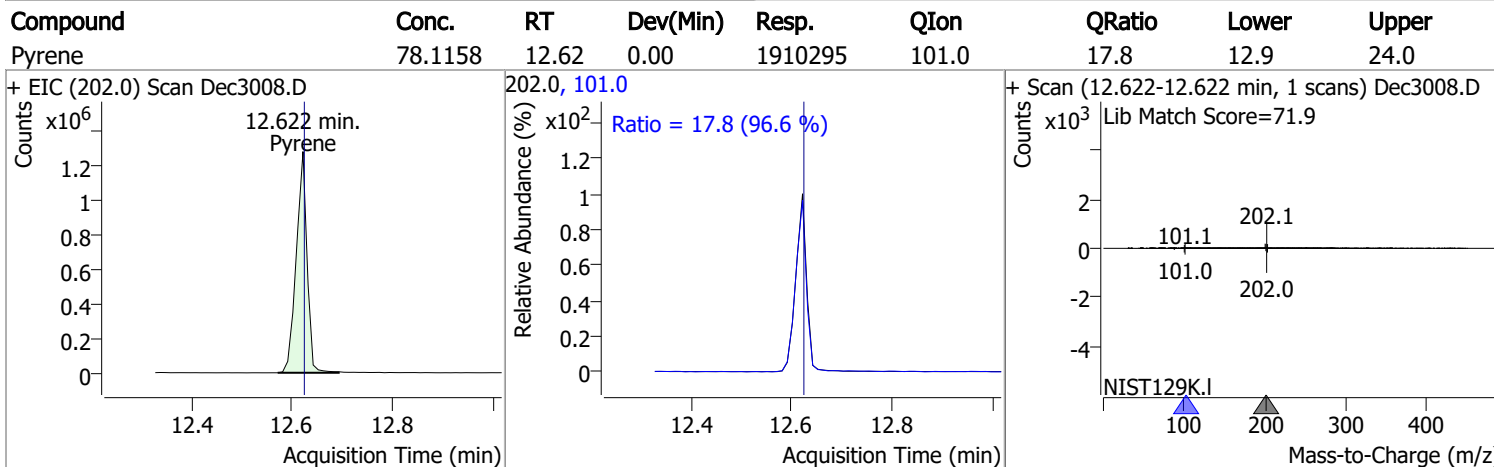
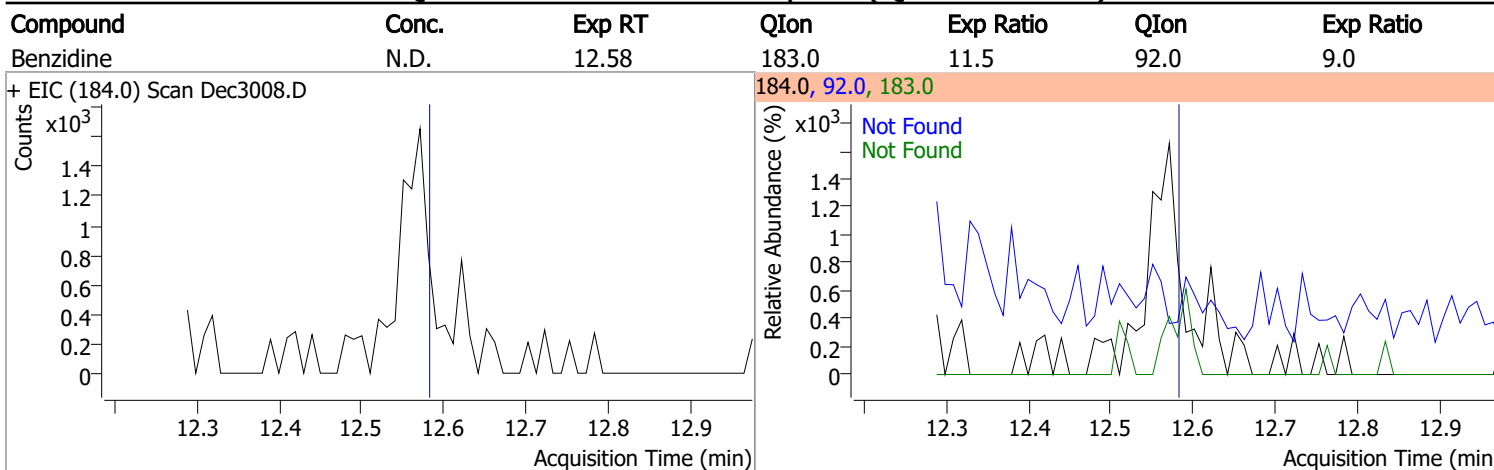
| Compound | Conc. | RT | Dev(Min) | Resp. | QIon | QRatio | Lower | Upper |
|-----------|---------|-------|----------|--------|-------|--------|-------|-------|
| Triallate | 83.5173 | 10.46 | 0.00 | 384282 | 143.0 | 22.5 | 15.4 | 28.6 |
| | | | | | 268.0 | 19.0 | 12.8 | 23.7 |



Quantitation Results Report (QT Reviewed)

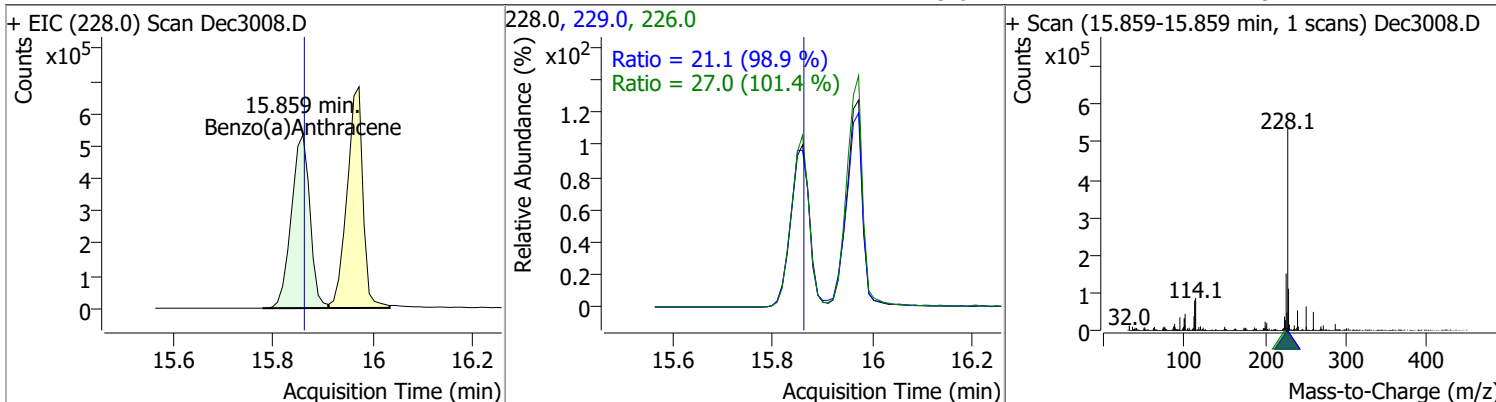


Quantitation Results Report (QT Reviewed)

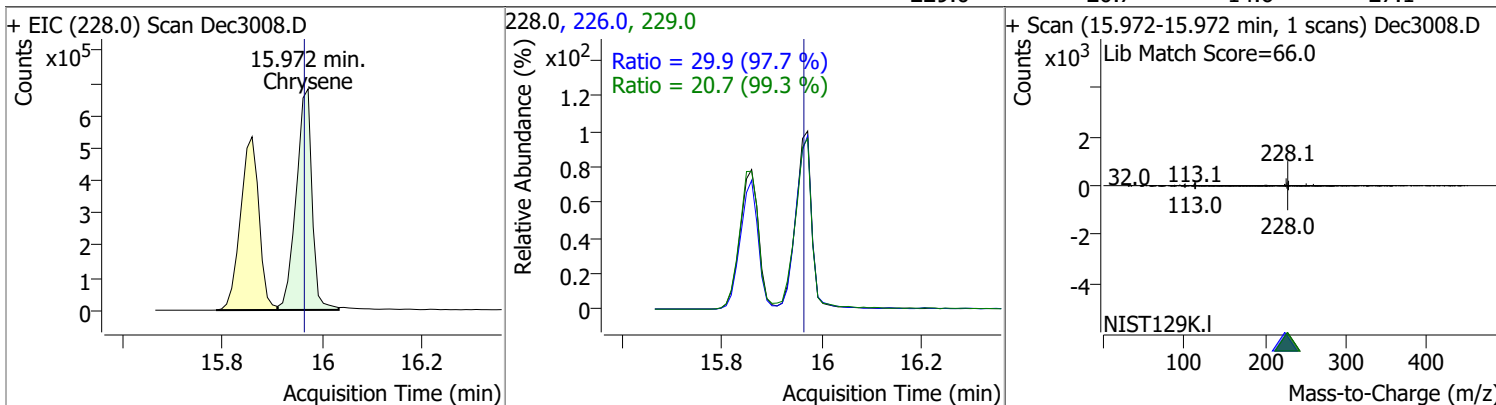


Quantitation Results Report (QT Reviewed)

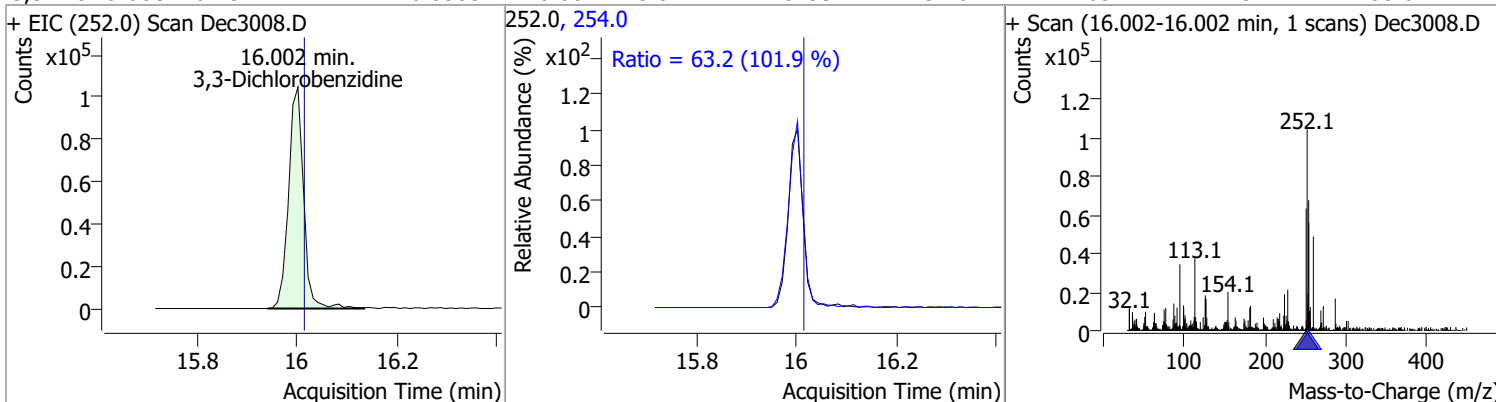
| Compound | Conc. | RT | Dev(Min) | Resp. | QIon | QRatio | Lower | Upper |
|--------------------|---------|-------|----------|---------|-------|--------|-------|-------|
| Benzo(a)Anthracene | 84.8342 | 15.86 | -0.01 | 1378169 | 226.0 | 27.0 | 18.7 | 34.7 |
| | | | | | 229.0 | 21.1 | 14.9 | 27.7 |



| Compound | Conc. | RT | Dev(Min) | Resp. | QIon | QRatio | Lower | Upper |
|----------|---------|-------|----------|---------|-------|--------|-------|-------|
| Chrysene | 81.2864 | 15.97 | 0.00 | 1508359 | 226.0 | 29.9 | 21.4 | 39.8 |
| | | | | | 229.0 | 20.7 | 14.6 | 27.1 |

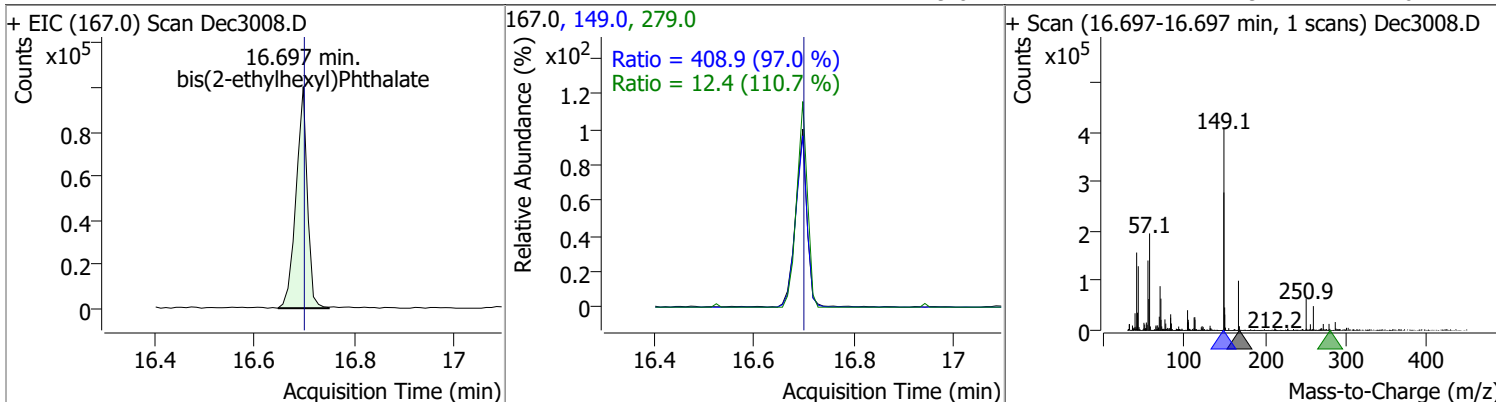


| Compound | Conc. | RT | Dev(Min) | Resp. | QIon | QRatio | Lower | Upper |
|-----------------------|---------|-------|----------|--------|-------|--------|-------|-------|
| 3,3-Dichlorobenzidine | 46.8505 | 16.00 | -0.02 | 218799 | 254.0 | 63.2 | 43.4 | 80.6 |

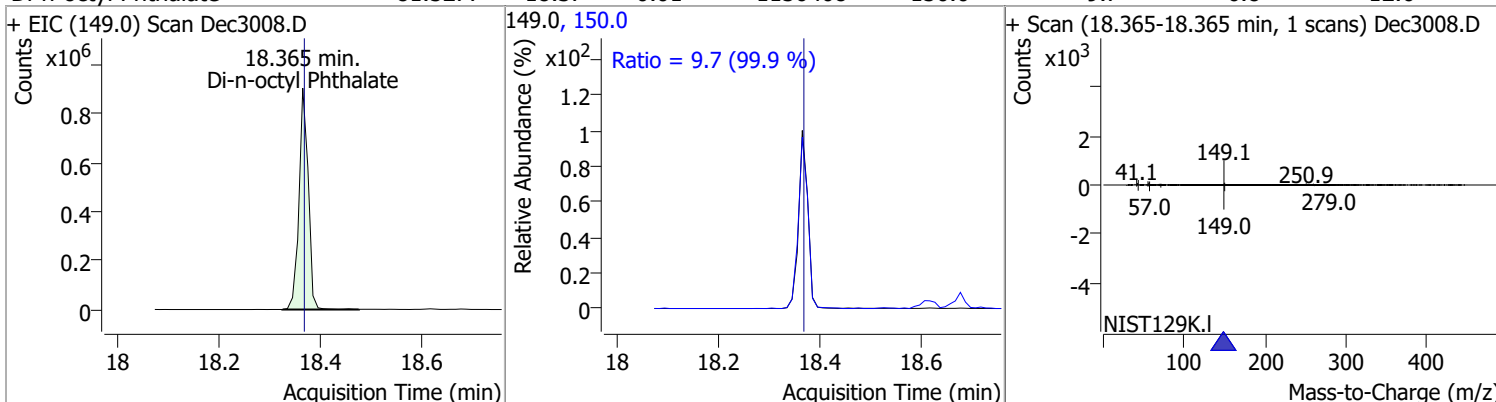


Quantitation Results Report (QT Reviewed)

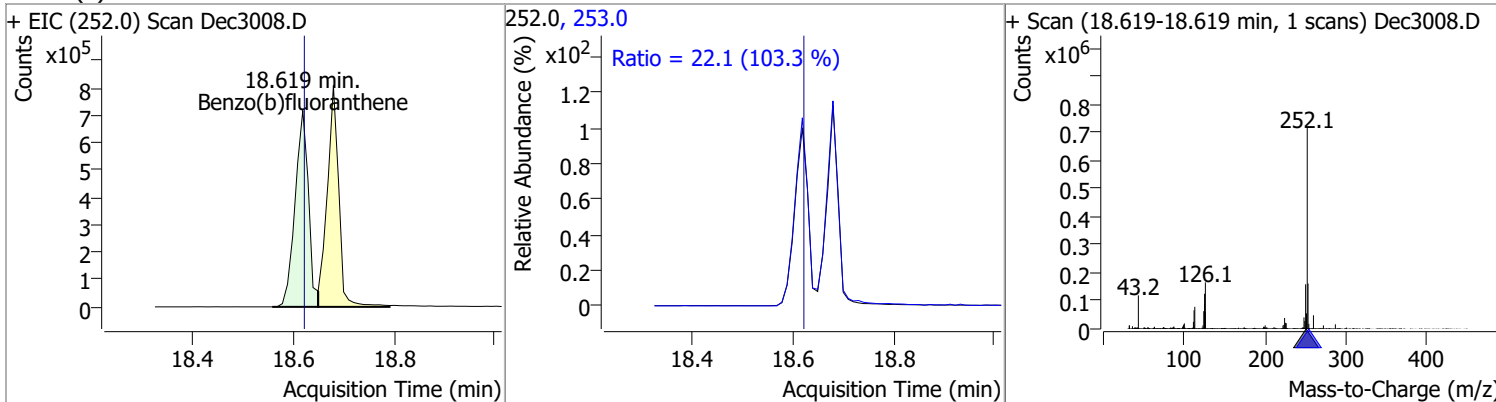
| Compound | Conc. | RT | Dev(Min) | Resp. | QIon | QRatio | Lower | Upper |
|----------------------------|---------|-------|----------|--------|-------|--------|-------|-------|
| bis(2-ethylhexyl)Phthalate | 80.6536 | 16.70 | -0.01 | 157759 | 149.0 | 408.9 | 295.1 | 548.1 |
| | | | | | 279.0 | 12.4 | 7.9 | 14.6 |



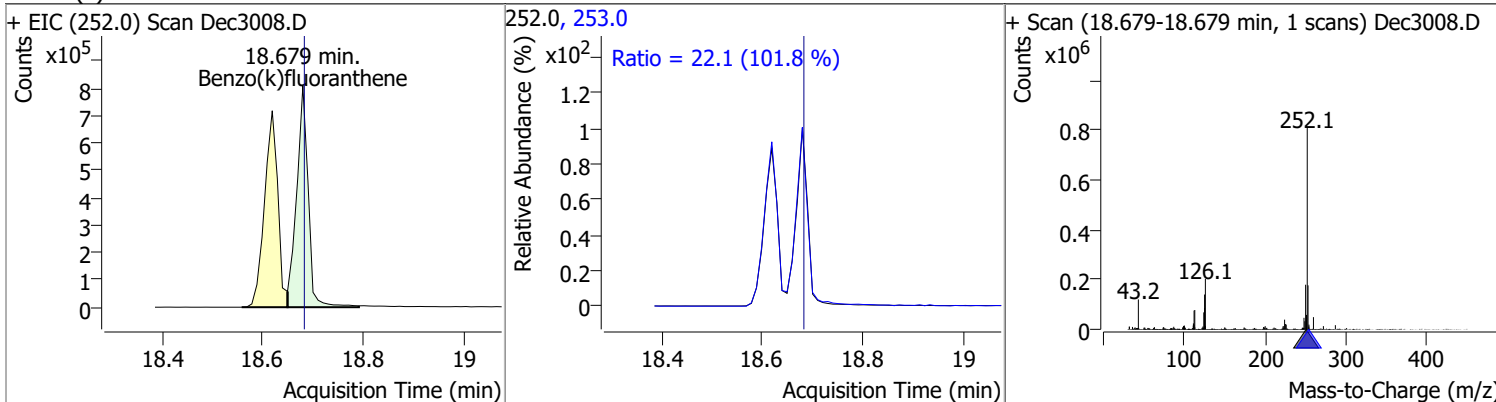
| Compound | Conc. | RT | Dev(Min) | Resp. | QIon | QRatio | Lower | Upper |
|----------------------|---------|-------|----------|---------|-------|--------|-------|-------|
| Di-n-octyl Phthalate | 81.5277 | 18.37 | -0.01 | 1156408 | 150.0 | 9.7 | 6.8 | 12.6 |



| Compound | Conc. | RT | Dev(Min) | Resp. | QIon | QRatio | Lower | Upper |
|----------------------|---------|-------|----------|---------|-------|--------|-------|-------|
| Benzo(b)fluoranthene | 85.5940 | 18.62 | -0.01 | 1317586 | 253.0 | 22.1 | 15.0 | 27.8 |

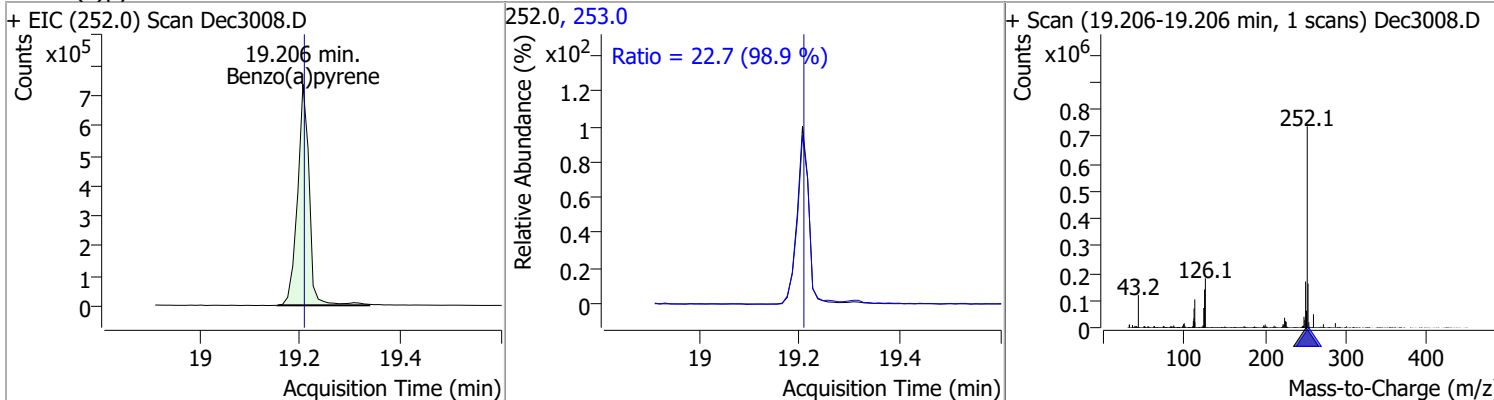


| Compound | Conc. | RT | Dev(Min) | Resp. | QIon | QRatio | Lower | Upper |
|----------------------|---------|-------|----------|---------|-------|--------|-------|-------|
| Benzo(k)fluoranthene | 77.4435 | 18.68 | -0.01 | 1292904 | 253.0 | 22.1 | 15.2 | 28.2 |

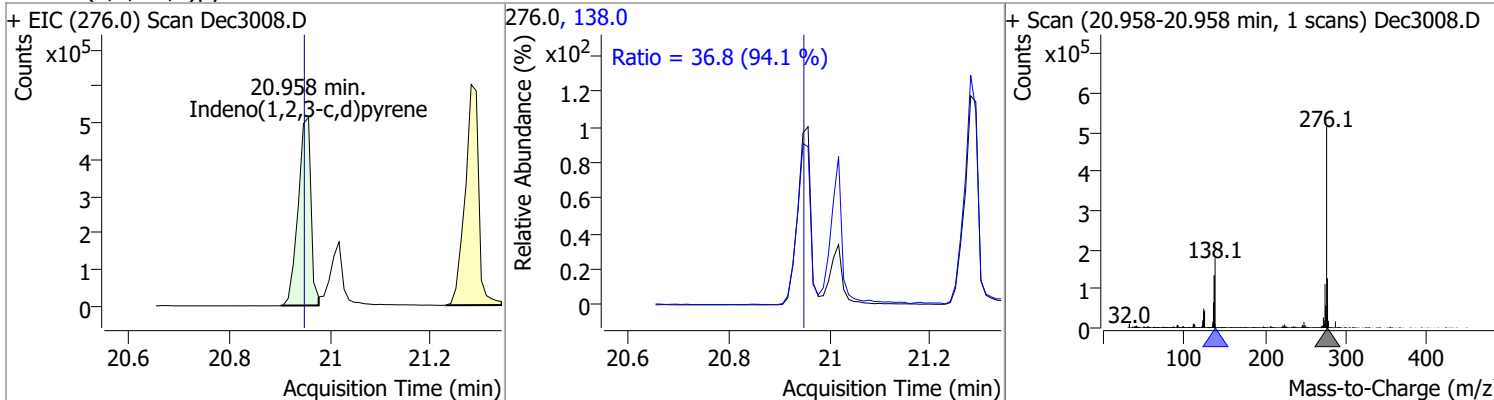


Quantitation Results Report (QT Reviewed)

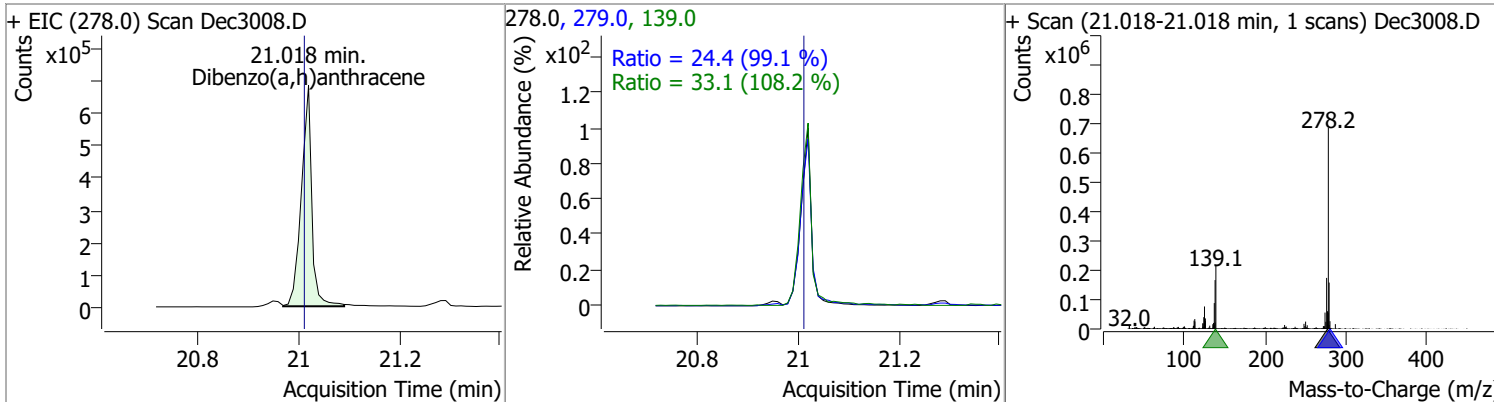
| Compound | Conc. | RT | Dev(Min) | Resp. | QIon | QRatio | Lower | Upper |
|----------------|---------|-------|----------|---------|-------|--------|-------|-------|
| Benzo(a)pyrene | 82.3832 | 19.21 | -0.01 | 1185668 | 253.0 | 22.7 | 16.1 | 29.8 |



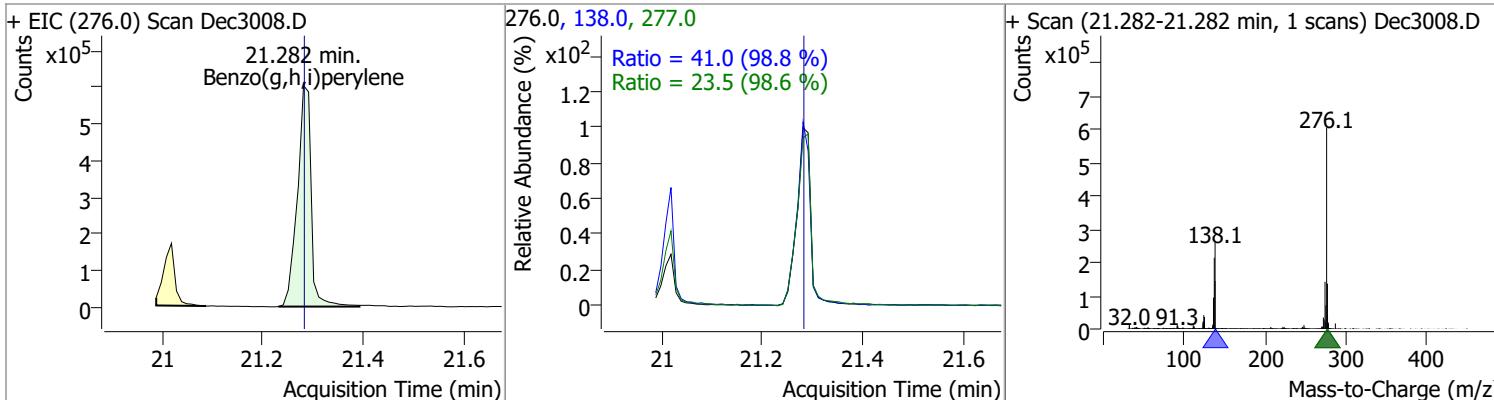
| Compound | Conc. | RT | Dev(Min) | Resp. | QIon | QRatio | Lower | Upper |
|-------------------------|---------|-------|----------|--------|-------|--------|-------|-------|
| Indeno(1,2,3-c,d)pyrene | 82.3056 | 20.96 | 0.00 | 906642 | 138.0 | 36.8 | 27.4 | 50.8 |



| Compound | Conc. | RT | Dev(Min) | Resp. | QIon | QRatio | Lower | Upper |
|------------------------|---------|-------|----------|--------|-------|--------|-------|-------|
| Dibenzo(a,h)anthracene | 80.8461 | 21.02 | 0.00 | 992120 | 139.0 | 33.1 | 21.4 | 39.7 |
| | | | | | 279.0 | 24.4 | 17.2 | 32.0 |

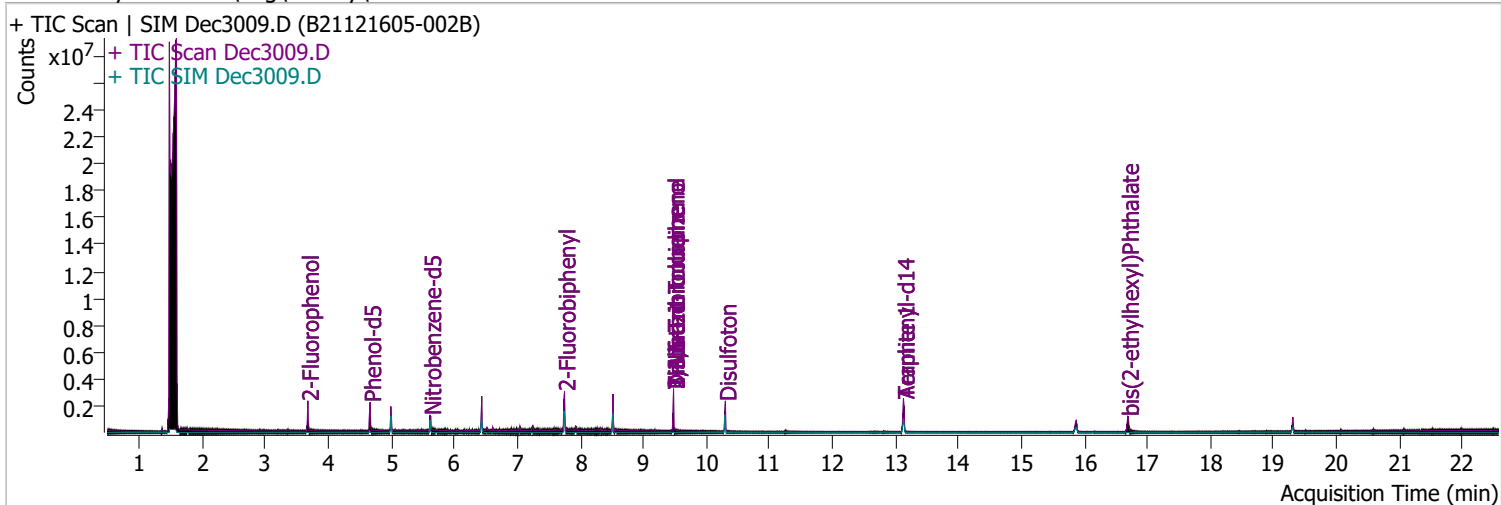


| Compound | Conc. | RT | Dev(Min) | Resp. | QIon | QRatio | Lower | Upper |
|----------------------|---------|-------|----------|---------|-------|--------|-------|-------|
| Benzo(g,h,i)perylene | 84.2992 | 21.28 | -0.01 | 1150329 | 138.0 | 41.0 | 29.0 | 53.9 |
| | | | | | 277.0 | 23.5 | 16.7 | 31.0 |



Quantitation Results Report (QT Reviewed)

| | | | |
|----------------|----------------------------|-------------------|------------------------|
| Data File | Dec3009.D | Operator | LIMS import |
| Acq. Method | BNA+SIM.M | Acq. Date-Time | 12/30/2021 4:29:35 PM |
| Sample Name | B21121605-002B | Instrument | Instrument #1 |
| Vial | 9 | Multiplier | 1.00 |
| DA Method File | 122821 bna 1 CAL.batch.bin | Comment | SVOC-8270-W |
| Tune File | dftppdsm.u | Tune Date | 11/24/2021 11:15:00 AM |
| Batch Name | 123021 bna 1.batch.bin | Last Calib Update | 1/3/2022 10:10:10 AM |
| Ref Library | D:\Org\Library\NIST129K.I | | |



| Compound | RT | QIon | Resp. | Conc. | Units | Dev(Min) |
|----------|----|------|-------|-------|-------|----------|
|----------|----|------|-------|-------|-------|----------|

Internal Standards

System Monitoring Compounds

| | | | | | | |
|------------------------|----------------------|-------|---------|--------------------|------|--------|
| S 2-Fluorophenol | 3.674 | 112.0 | 571484 | 78.6491 | µg/L | -0.031 |
| Spiked Amount: 200.000 | Range: 10.0 - 75.0% | | | Recovery = 39.32% | | |
| S Phenol-d5 | 4.664 | 99.0 | 730300 | 68.7191 | µg/L | -0.020 |
| Spiked Amount: 200.000 | Range: 10.0 - 65.0% | | | Recovery = 34.36% | | |
| S Nitrobenzene-d5 | 5.614 | 82.0 | 314761 | 60.3165 | µg/L | -0.010 |
| Spiked Amount: 100.000 | Range: 32.0 - 94.0% | | | Recovery = 60.32% | | |
| S 2-Fluorobiphenyl | 7.749 | 172.0 | 1090170 | 61.9460 | µg/L | 0.000 |
| Spiked Amount: 100.000 | Range: 28.0 - 107.0% | | | Recovery = 61.95% | | |
| S 2,4,6-Tribromophenol | 9.479 | 329.8 | 182726 | 204.4865 | µg/L | 0.000 |
| Spiked Amount: 200.000 | Range: 25.0 - 140.0% | | | Recovery = 102.24% | | |
| S Terphenyl-d14 | 13.128 | 244.3 | 1258889 | 90.0951 | µg/L | -0.010 |
| Spiked Amount: 100.000 | Range: 32.0 - 122.0% | | | Recovery = 90.10% | | |

Target Compounds

| Compound | RT | QIon | Resp. | Conc. | Units | Dev(Min) | QValue |
|-------------------------------|-------|------|-------|-------|-------|----------|--------|
| T N-Nitrosodimethylamine | 0.000 | | 0 | N.D. | | | |
| T Pyridine | 0.000 | | 0 | N.D. | | | |
| T Aniline | 0.000 | | 0 | N.D. | | | |
| T Phenol | 0.000 | | 0 | N.D. | | | |
| T bis(-2-Chloroethyl)Ether | 0.000 | | 0 | N.D. | | | |
| T 2-Chlorophenol | 0.000 | | 0 | N.D. | | | |
| T 1,3-Dichlorobenzene | 0.000 | | 0 | N.D. | | | |
| T 1,4-Dichlorobenzene | 0.000 | | 0 | N.D. | | | |
| T 1,2-Dichlorobenzene | 0.000 | | 0 | N.D. | | | |
| T Benzyl Alcohol | 0.000 | | 0 | N.D. | | | |
| T bis(2-chloroisopropyl)Ether | 0.000 | | 0 | N.D. | | | |
| T 2-Methylphenol | 0.000 | | 0 | N.D. | | | |
| T N-nitroso-Di-n-propylamine | 5.614 | 70.0 | 0 | | µg/L | md | 1 |
| T 4Methylphenol/3Methylphenol | 0.000 | | 0 | N.D. | | | |
| T Hexachloroethane | 0.000 | | 0 | N.D. | | | |

Quantitation Results Report (QT Reviewed)

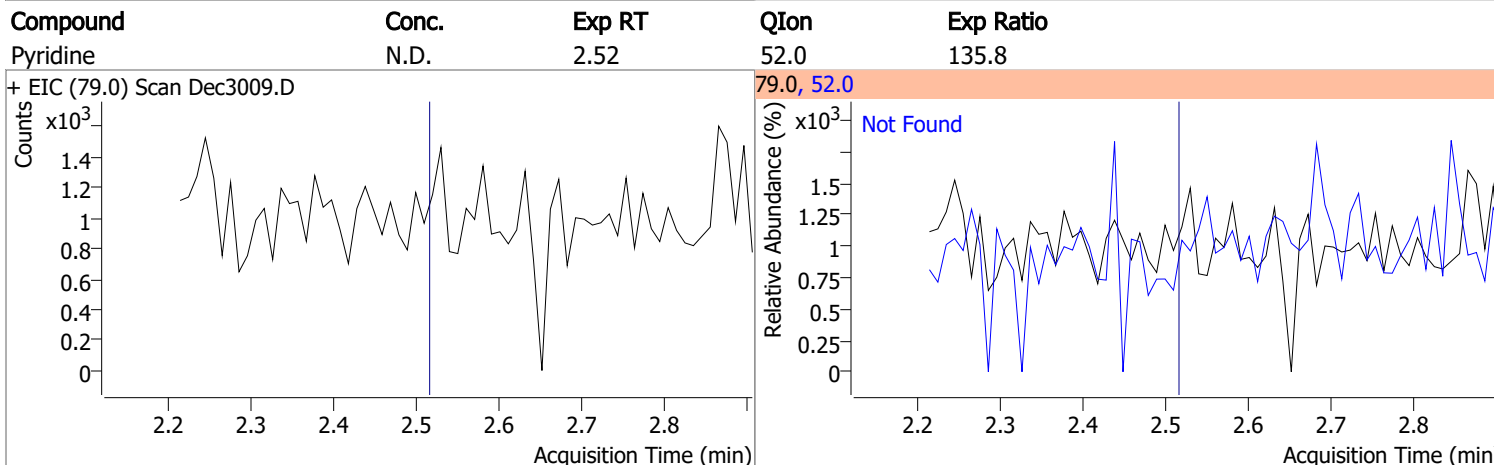
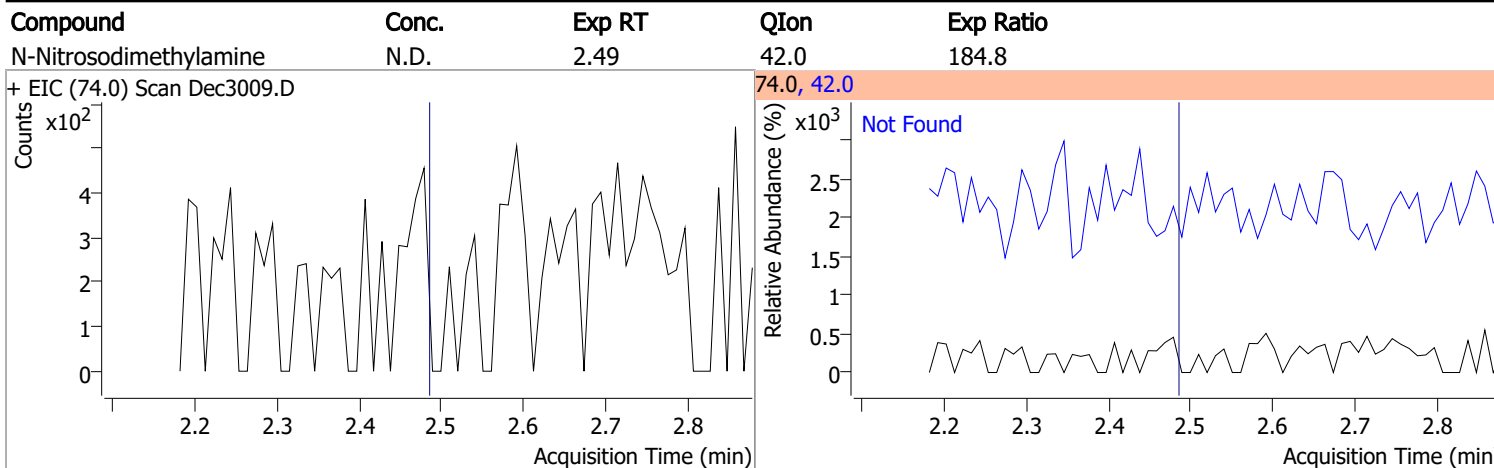
| Compound | RT | QIon | Resp. | Conc. | Units | Dev(Min) |
|-------------------------------|--------|-------|-------|---------|---------|----------|
| T Nitrobenzene | 0.000 | | 0 | N.D. | | |
| T Isophorone | 0.000 | | 0 | N.D. | | |
| T 2-Nitrophenol | 0.000 | | 0 | N.D. | | |
| T 2,4-Dimethylphenol | 0.000 | | 0 | N.D. | | |
| T bis(-2-Chloroethoxy)Methane | 0.000 | | 0 | N.D. | | |
| T Benzoic Acid | 0.000 | | 0 | N.D. | | |
| T 2,4-Dichlorophenol | 0.000 | | 0 | N.D. | | |
| T 1,2,4-Trichlorobenzene | 0.000 | | 0 | N.D. | | |
| T Naphthalene | 0.000 | | 0 | N.D. | | |
| T 4-Chlorophenol | 0.000 | | 0 | N.D. | | |
| T p-Chloroaniline | 0.000 | | 0 | N.D. | | |
| T Hexachlorobutadiene | 0.000 | | 0 | N.D. | | |
| T 4-Chloro-2-Methylphenol | 0.000 | | 0 | N.D. | | |
| T 4-Chloro-3-Methylphenol | 0.000 | | 0 | N.D. | | |
| T 2-Methylnaphthalene | 0.000 | | 0 | N.D. | | |
| T 1-Methylnaphthalene | 0.000 | | 0 | N.D. | | |
| T Hexachlorocyclopentadiene | 0.000 | | 0 | N.D. | | |
| T 2,4,6-Trichlorophenol | 0.000 | | 0 | N.D. | | |
| T 2,4,5-Trichlorophenol | 0.000 | | 0 | N.D. | | |
| T 2-Chloronaphthalene | 0.000 | | 0 | N.D. | | |
| T 2-Nitroaniline | 0.000 | | 0 | N.D. | | |
| T Dimethyl Phthalate | 8.517 | 163.0 | 0 | | µg/L md | 1 |
| T 2,6-Dinitrotoluene | 8.517 | 165.0 | 0 | | µg/L md | 1 |
| T Acenaphthylene | 0.000 | | 0 | N.D. | | |
| T 3-Nitroaniline | 0.000 | | 0 | N.D. | | |
| T Acenaphthene | 0.000 | | 0 | N.D. | | |
| T 2,4-Dinitrophenol | 0.000 | | 0 | N.D. | | |
| T Dibenzofuran | 0.000 | | 0 | N.D. | | |
| T 4-Nitrophenol | 0.000 | | 0 | N.D. | | |
| T 2,4-Dinitrotoluene | 0.000 | | 0 | N.D. | | |
| T Diethylphthalate | 0.000 | | 0 | N.D. | | |
| T Fluorene | 0.000 | | 0 | N.D. | | |
| T 4-Chlorophenyl-phenylether | 0.000 | | 0 | N.D. | | |
| T 4-Nitroaniline | 0.000 | | 0 | N.D. | | |
| T 4,6-Dinitro-2-methylphenol | 9.479 | 198.0 | 0 | | µg/L md | 1 |
| T N-nitrosodiphenylamine | 0.000 | | 0 | N.D. | | |
| T Azobenzene | 0.000 | | 0 | N.D. | | |
| T 4-Bromophenyl-phenylether | 0.000 | | 0 | N.D. | | |
| T Hexachlorobenzene | 0.000 | | 0 | N.D. | | |
| T Pentachlorophenol | 0.000 | | 0 | N.D. | | |
| T Phenanthrene | 0.000 | | 0 | N.D. | | |
| T Anthracene | 0.000 | | 0 | N.D. | | |
| T Triallate | 0.000 | | 0 | N.D. | | |
| T Carbazole | 0.000 | | 0 | N.D. | | |
| T o-Terphenyl | 0.000 | | 0 | N.D. | | |
| T Di-n-Butylphthalate | 0.000 | | 0 | N.D. | | |
| T Fluoranthene | 0.000 | | 0 | N.D. | | |
| T Benzidine | 0.000 | | 0 | N.D. | | |
| T Pyrene | 0.000 | | 0 | N.D. | | |
| T Butylbenzylphthalate | 0.000 | | 0 | N.D. | | |
| T Benzo(a)Anthracene | 0.000 | | 0 | N.D. | | |
| T Chrysene | 0.000 | | 0 | N.D. | | |
| T 3,3-Dichlorobenzidine | 0.000 | | 0 | N.D. | | |
| T bis(2-ethylhexyl)Phthalate | 16.687 | 167.0 | 91095 | 54.6924 | µg/L | 99 |
| T Di-n-octyl Phthalate | 0.000 | | 0 | N.D. | | |

Quantitation Results Report (QT Reviewed)

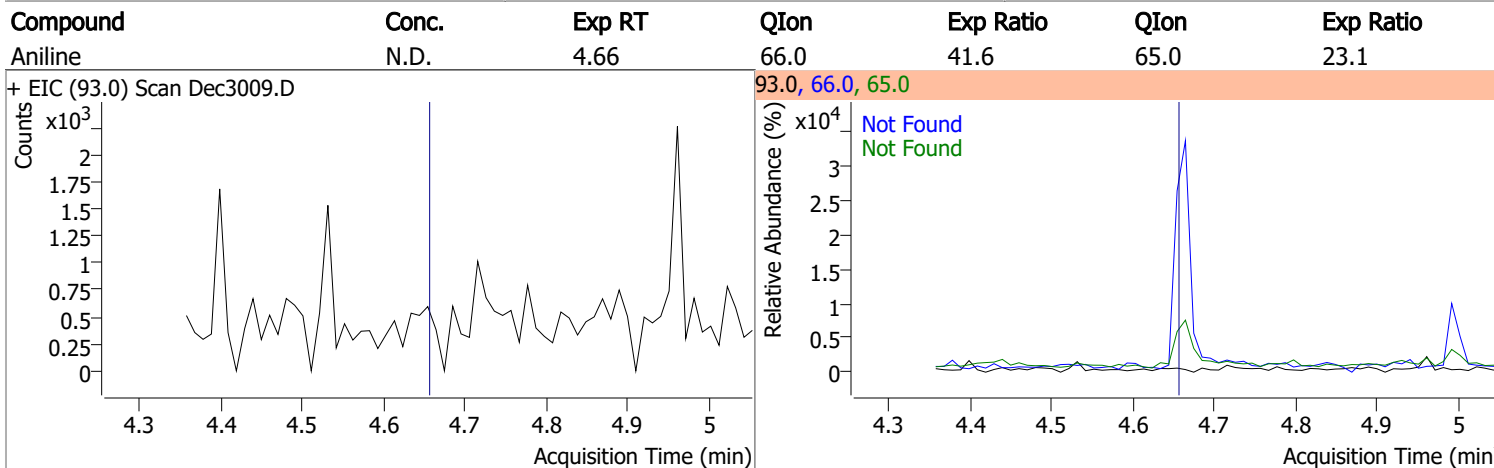
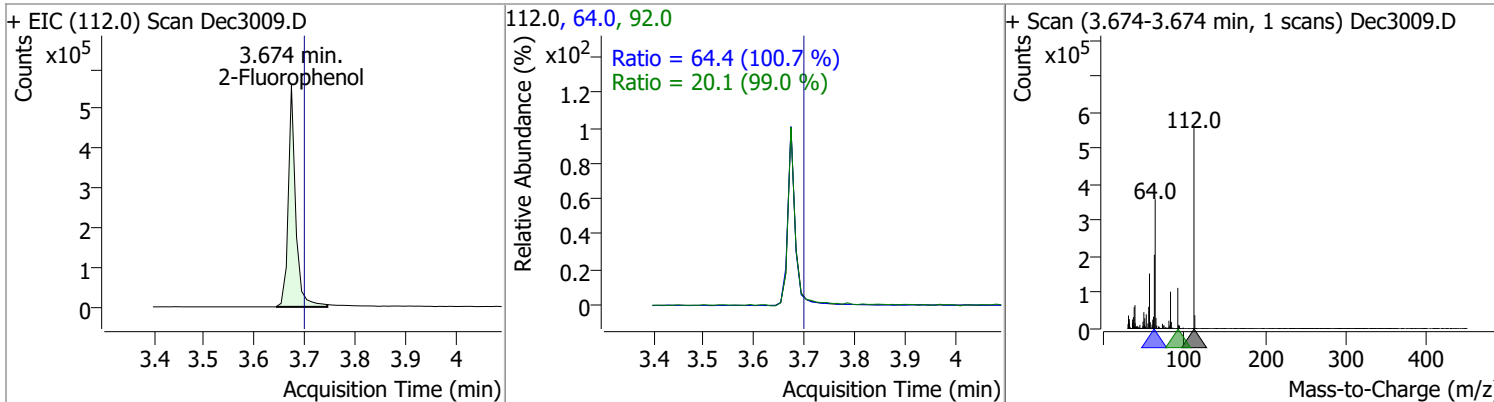
| Compound | RT | QIon | Resp. | Conc. | Units | Dev(Min) |
|---------------------------|-------|------|-------|-------|-------|----------|
| T Benzo(b)fluoranthene | 0.000 | | 0 | N.D. | | |
| T Benzo(k)fluoranthene | 0.000 | | 0 | N.D. | | |
| T Benzo(a)pyrene | 0.000 | | 0 | N.D. | | |
| T Indeno(1,2,3-c,d)pyrene | 0.000 | | 0 | N.D. | | |
| T Dibenzo(a,h)anthracene | 0.000 | | 0 | N.D. | | |
| T Benzo(g,h,i)perylene | 0.000 | | 0 | N.D. | | |

(#) = Qualifier Out of Range; (m) = Manual Integration; (+) = Area Summed; (*) = Surrogate Percent Recovery Out of Range; (d): Zeroed Peak

Quantitation Results Report (QT Reviewed)

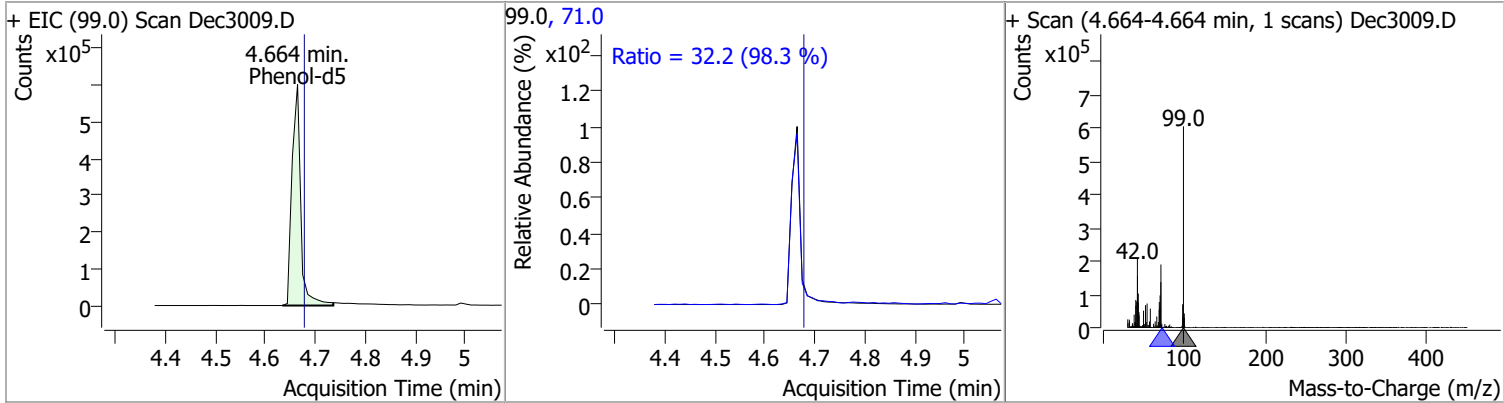


| Compound | Conc. | RT | Dev(Min) | Resp. | QIon | QRatio | Lower | Upper |
|----------------|---------|------|----------|--------|------|--------|-------|-------|
| 2-Fluorophenol | 78.6491 | 3.67 | -0.03 | 571484 | 64.0 | 64.4 | 44.8 | 83.2 |
| | | | | | 92.0 | 20.1 | 14.2 | 26.4 |

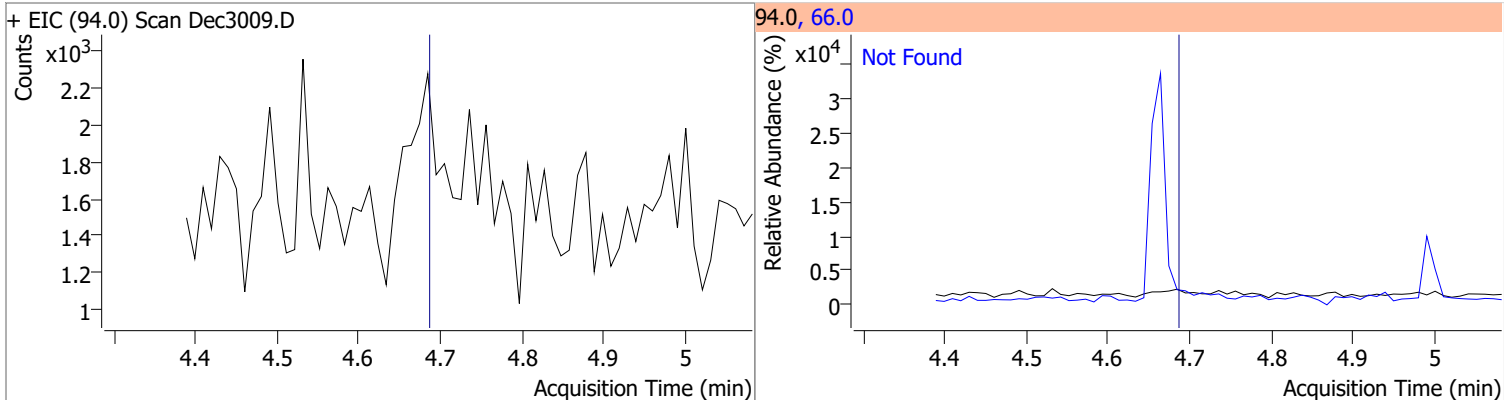


Quantitation Results Report (QT Reviewed)

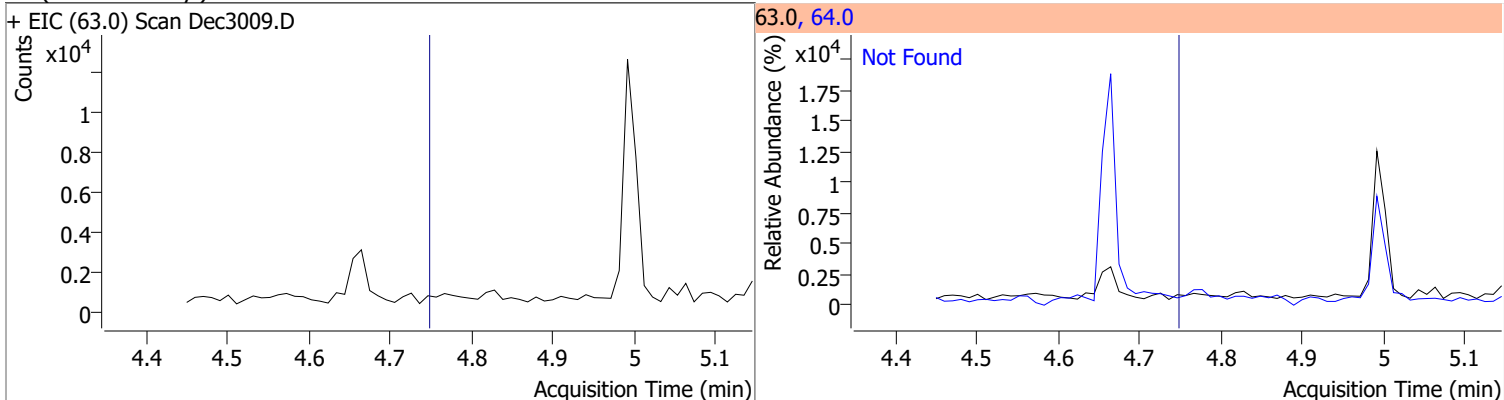
| Compound | Conc. | RT | Dev(Min) | Resp. | QIon | QRatio | Lower | Upper |
|-----------|---------|------|----------|--------|------|--------|-------|-------|
| Phenol-d5 | 68.7191 | 4.66 | -0.02 | 730300 | 71.0 | 32.2 | 22.9 | 42.5 |



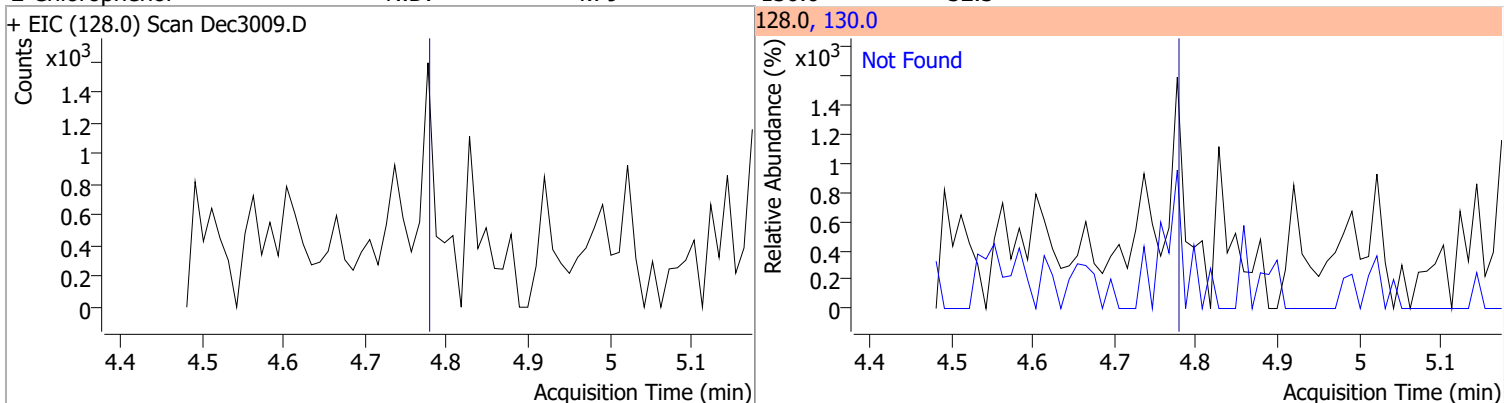
| Compound | Conc. | Exp RT | QIon | Exp Ratio |
|----------|-------|--------|------|-----------|
| Phenol | N.D. | 4.69 | 66.0 | 40.8 |



| Compound | Conc. | Exp RT | QIon | Exp Ratio |
|--------------------------|-------|--------|------|-----------|
| bis(-2-Chloroethyl)Ether | N.D. | 4.76 | 64.0 | 2.8 |

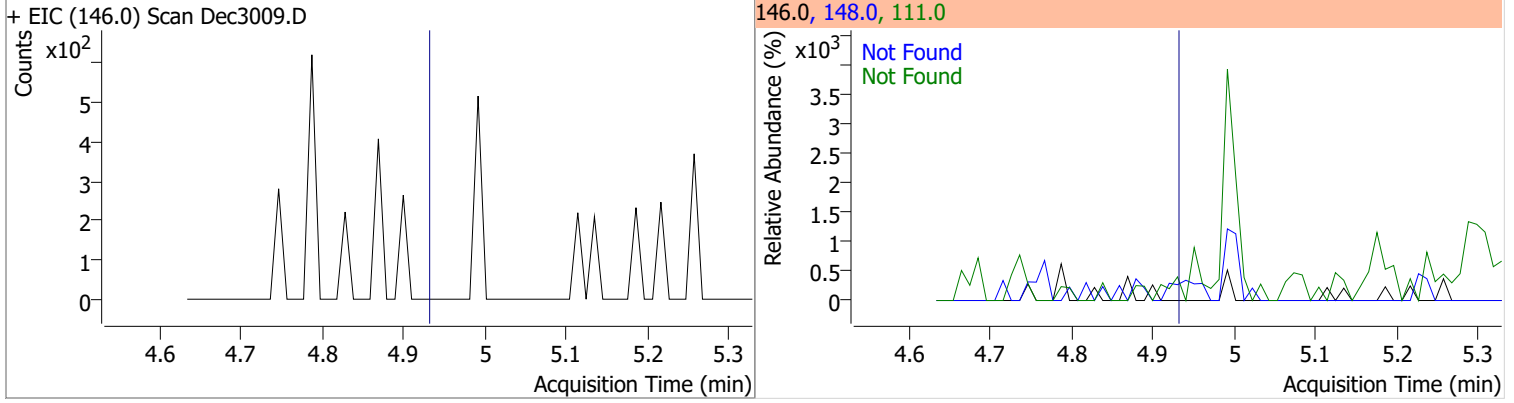


| Compound | Conc. | Exp RT | QIon | Exp Ratio |
|----------------|-------|--------|-------|-----------|
| 2-Chlorophenol | N.D. | 4.79 | 130.0 | 32.3 |

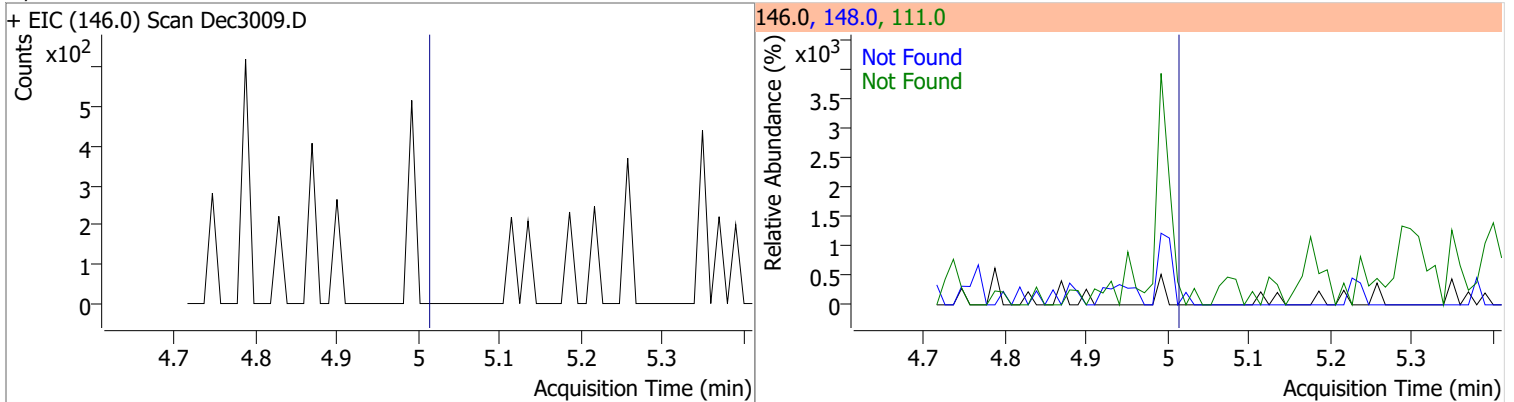


Quantitation Results Report (QT Reviewed)

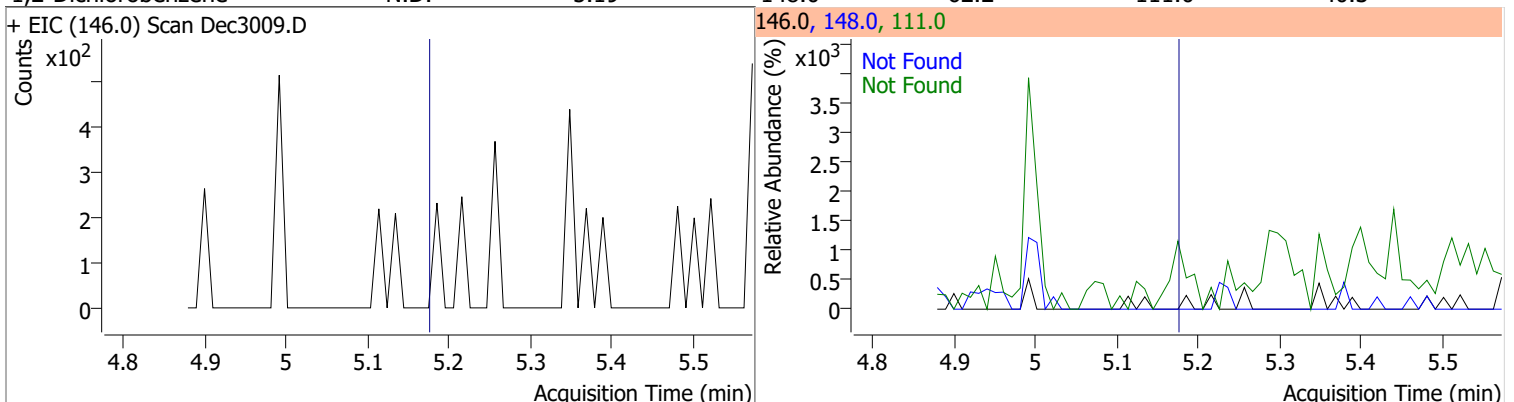
| Compound | Conc. | Exp RT | QIon | Exp Ratio | QIon | Exp Ratio |
|---------------------|-------|--------|-------|-----------|-------|-----------|
| 1,3-Dichlorobenzene | N.D. | 4.94 | 148.0 | 63.2 | 111.0 | 39.4 |



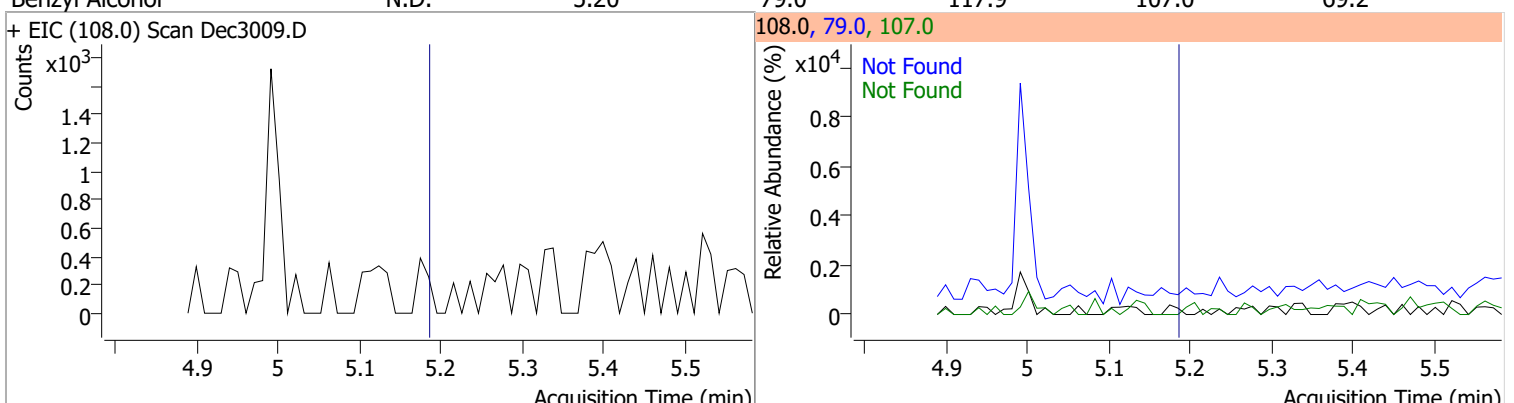
| Compound | Conc. | Exp RT | QIon | Exp Ratio | QIon | Exp Ratio |
|---------------------|-------|--------|-------|-----------|-------|-----------|
| 1,4-Dichlorobenzene | N.D. | 5.02 | 148.0 | 62.2 | 111.0 | 37.4 |



| Compound | Conc. | Exp RT | QIon | Exp Ratio | QIon | Exp Ratio |
|---------------------|-------|--------|-------|-----------|-------|-----------|
| 1,2-Dichlorobenzene | N.D. | 5.19 | 148.0 | 62.2 | 111.0 | 40.3 |

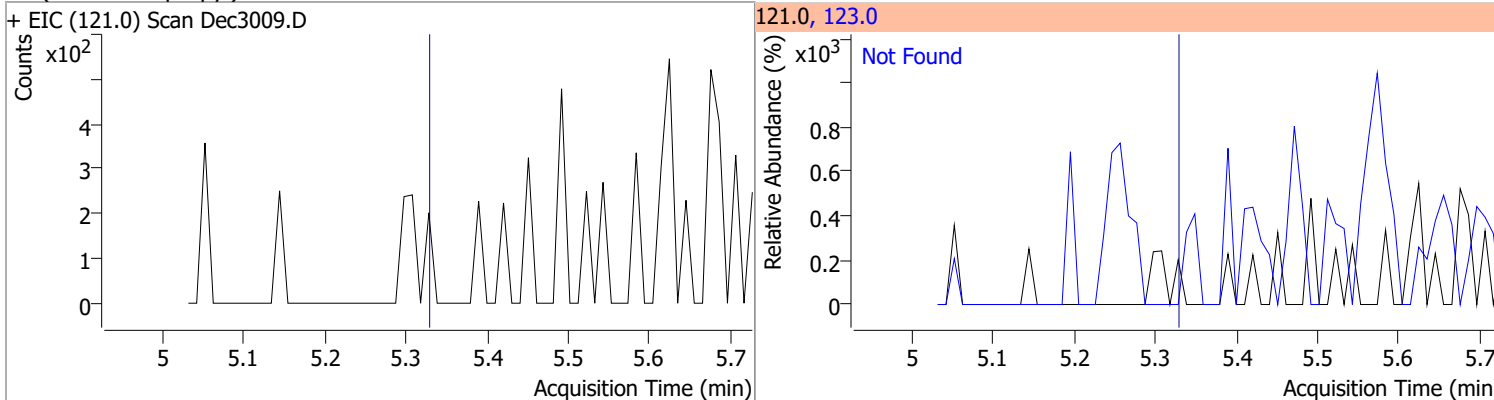


| Compound | Conc. | Exp RT | QIon | Exp Ratio | QIon | Exp Ratio |
|----------------|-------|--------|------|-----------|-------|-----------|
| Benzyl Alcohol | N.D. | 5.20 | 79.0 | 117.9 | 107.0 | 69.2 |

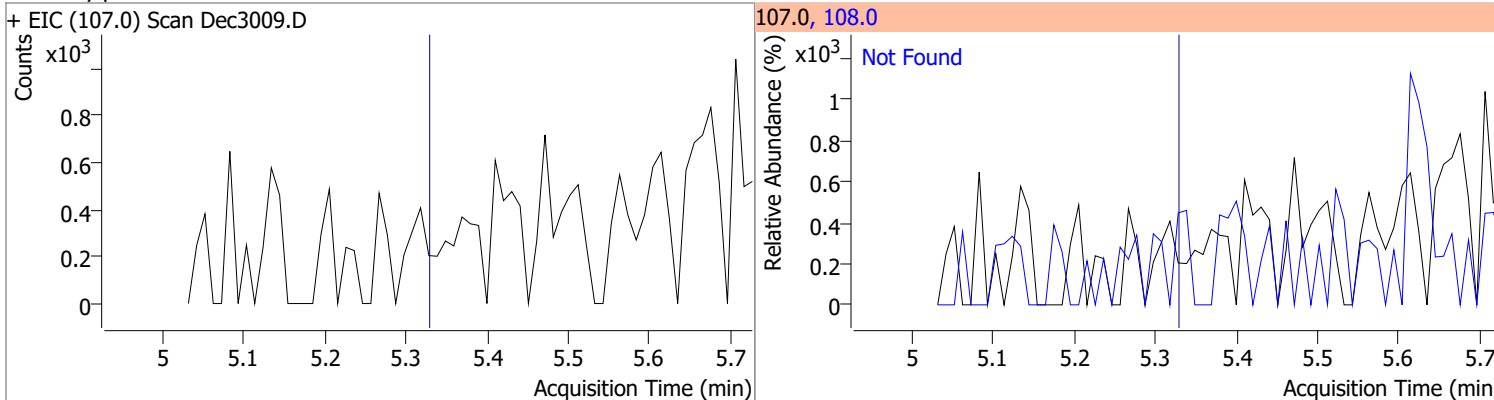


Quantitation Results Report (QT Reviewed)

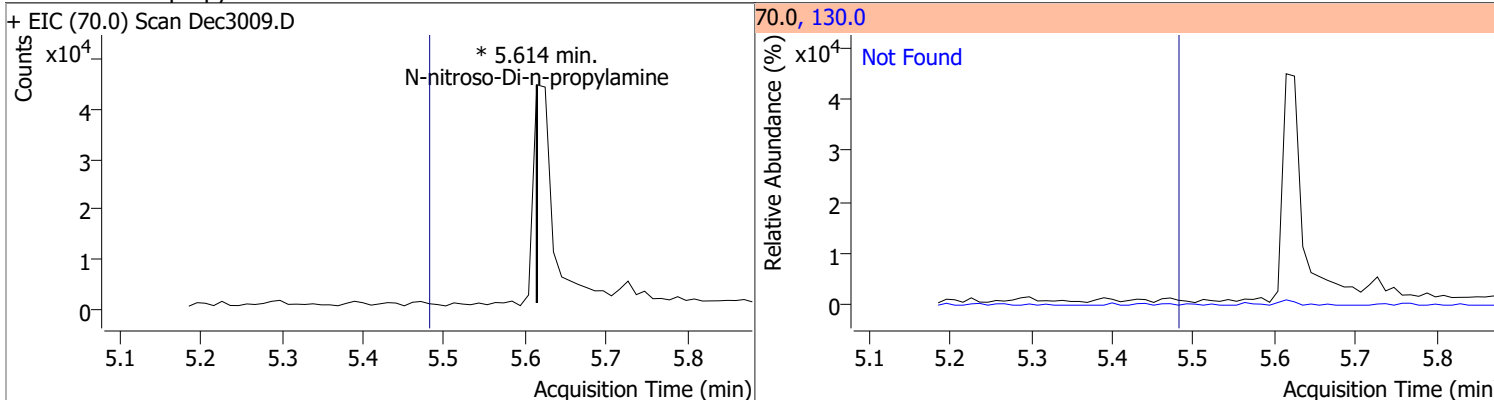
| Compound | Conc. | Exp RT | QIon | Exp Ratio |
|-----------------------------|-------|--------|-------|-----------|
| bis(2-chloroisopropyl)Ether | N.D. | 5.34 | 123.0 | 32.7 |



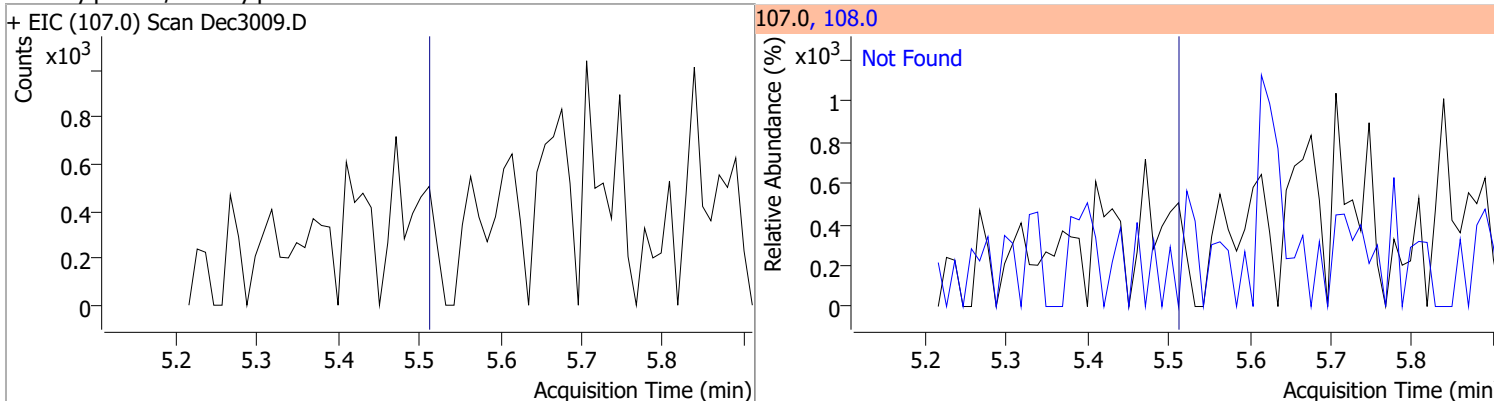
| Compound | Conc. | Exp RT | QIon | Exp Ratio |
|----------------|-------|--------|-------|-----------|
| 2-Methylphenol | N.D. | 5.34 | 108.0 | 117.6 |



| Compound | Conc. | RT | Dev(Min) | Resp. | QIon | QRatio | Lower | Upper |
|----------------------------|-------|----|----------|-------|-------|--------|-------|-------|
| N-nitroso-Di-n-propylamine | | 0 | | 0 | 130.0 | | 0.0 | 35.2 |

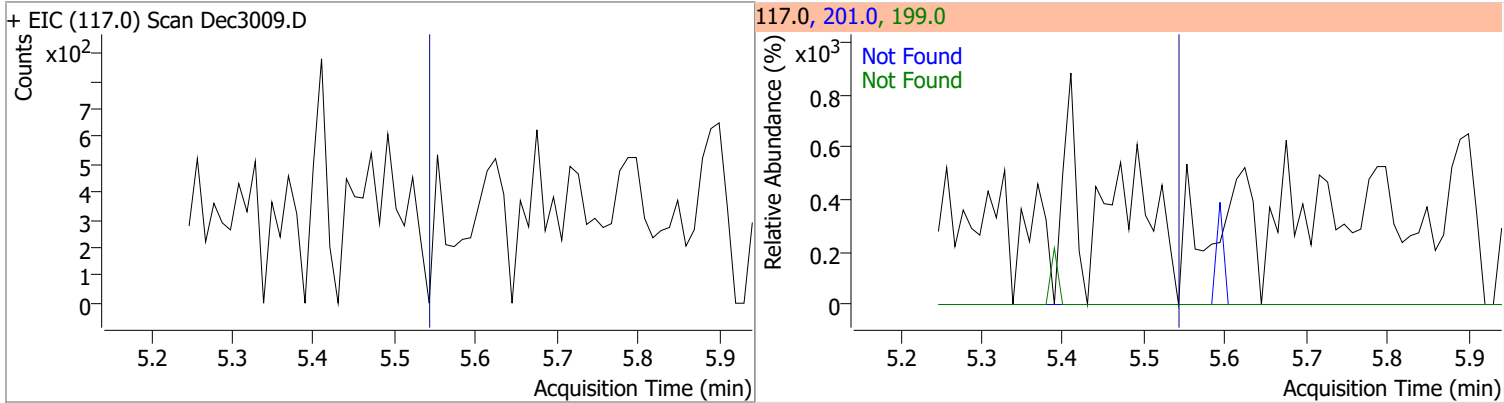


| Compound | Conc. | Exp RT | QIon | Exp Ratio |
|-----------------------------|-------|--------|-------|-----------|
| 4Methylphenol/3Methylphenol | N.D. | 5.52 | 108.0 | 81.4 |

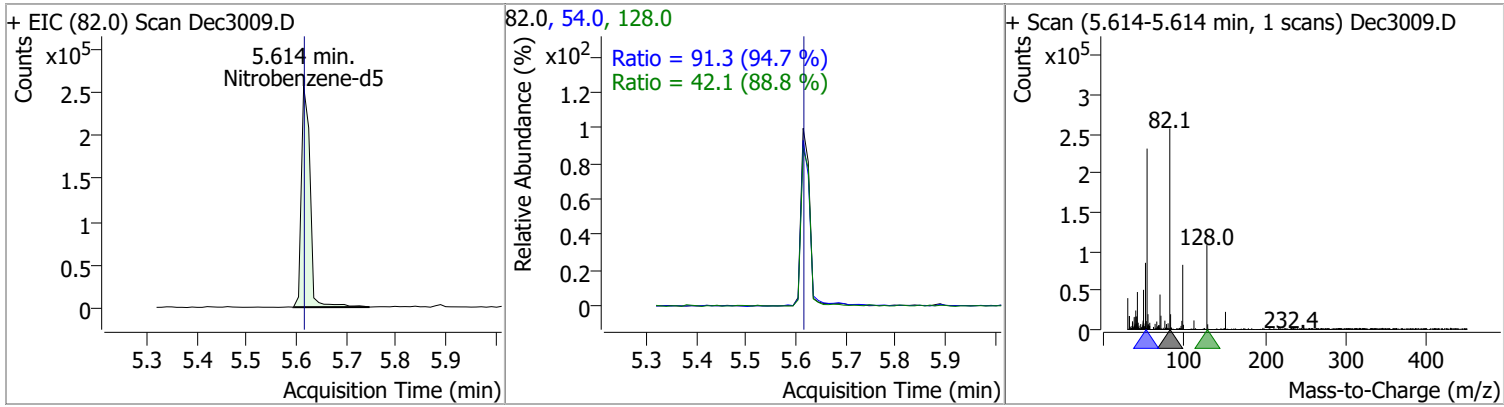


Quantitation Results Report (QT Reviewed)

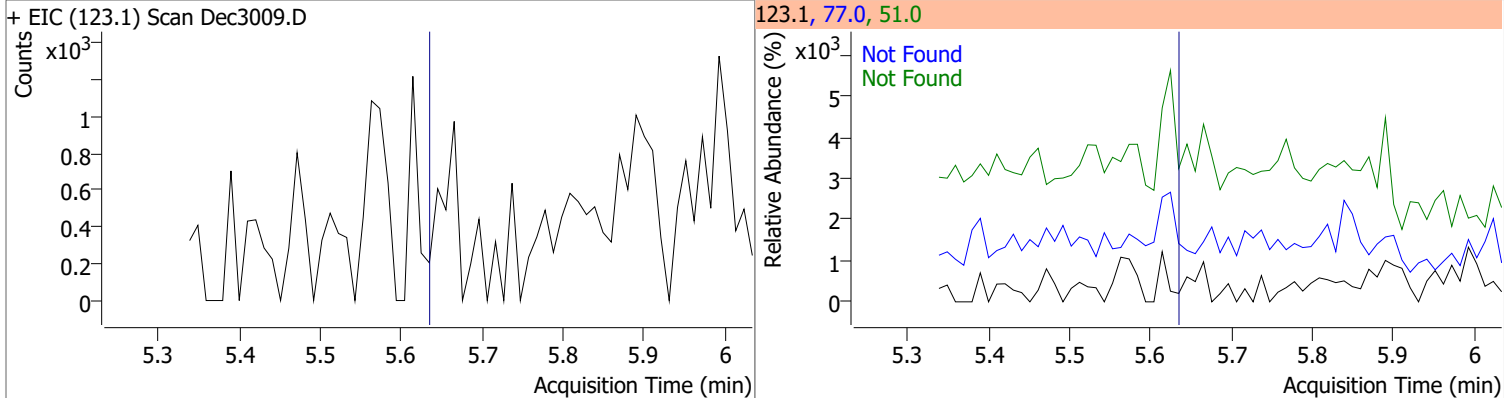
| Compound | Conc. | Exp RT | QIon | Exp Ratio | QIon | Exp Ratio |
|------------------|-------|--------|-------|-----------|-------|-----------|
| Hexachloroethane | N.D. | 5.55 | 201.0 | 77.2 | 199.0 | 50.6 |



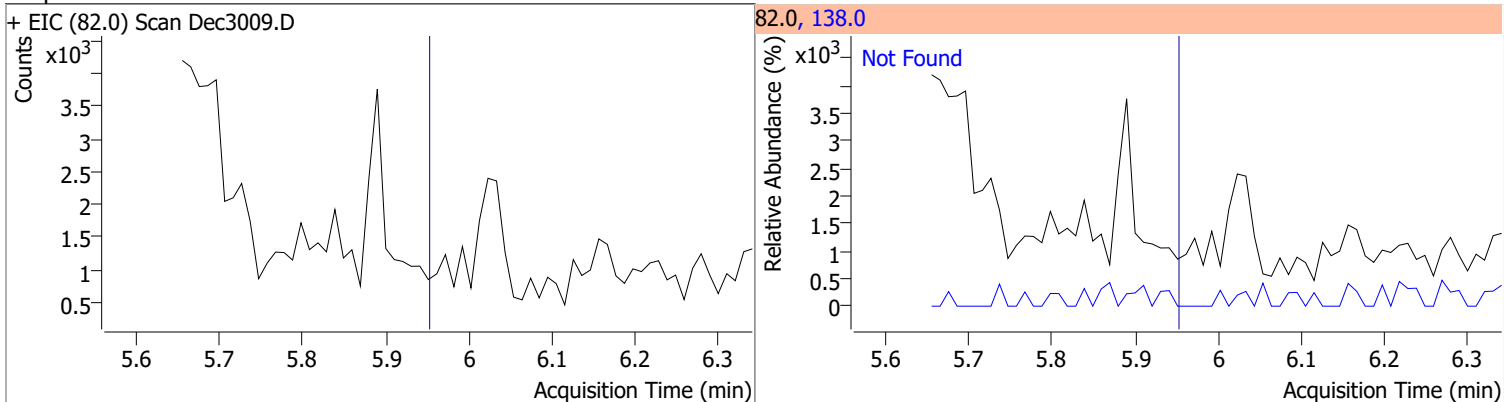
| Compound | Conc. | RT | Dev(Min) | Resp. | QIon | QRatio | Lower | Upper |
|-----------------|---------|------|----------|--------|-------|--------|-------|-------|
| Nitrobenzene-d5 | 60.3165 | 5.61 | -0.01 | 314761 | 54.0 | 91.3 | 67.5 | 125.4 |
| | | | | | 128.0 | 42.1 | 33.2 | 61.6 |



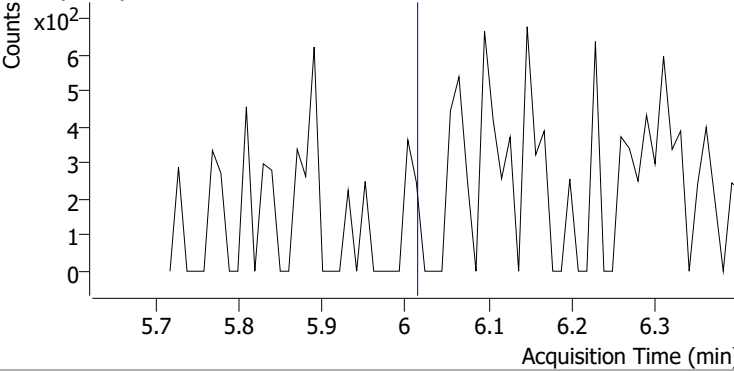
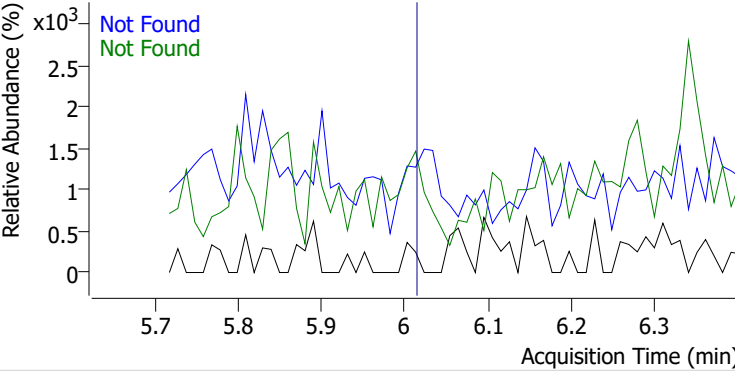
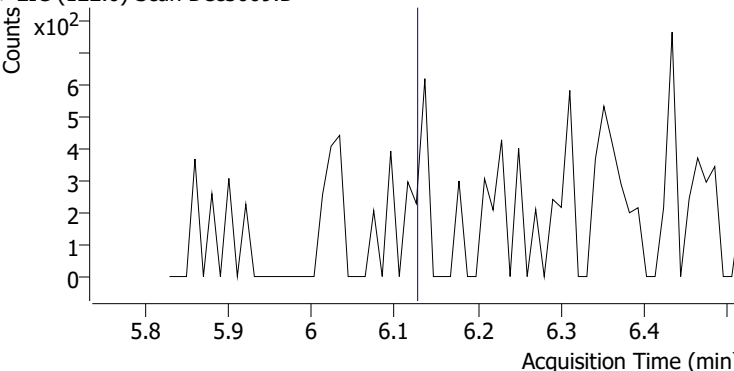
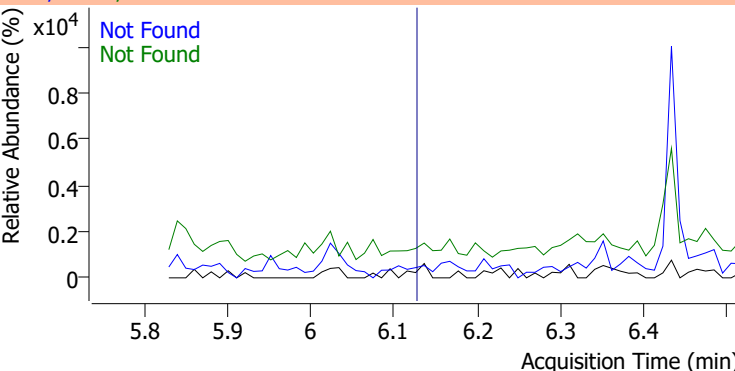
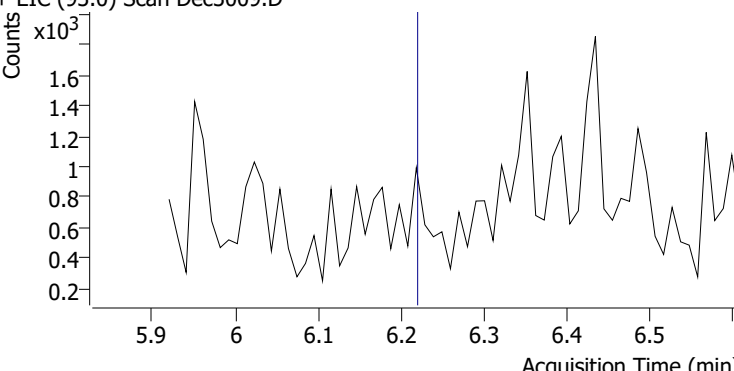
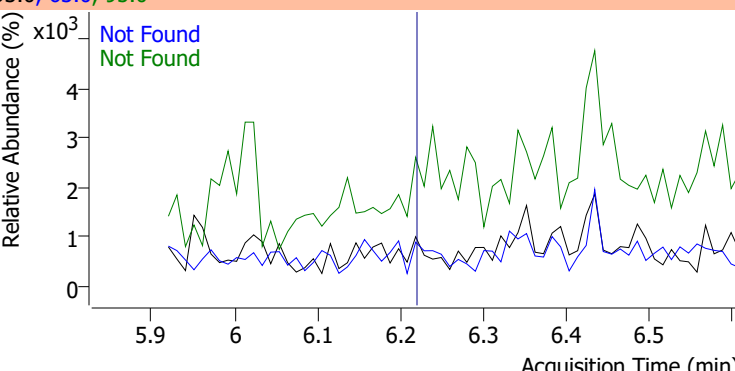
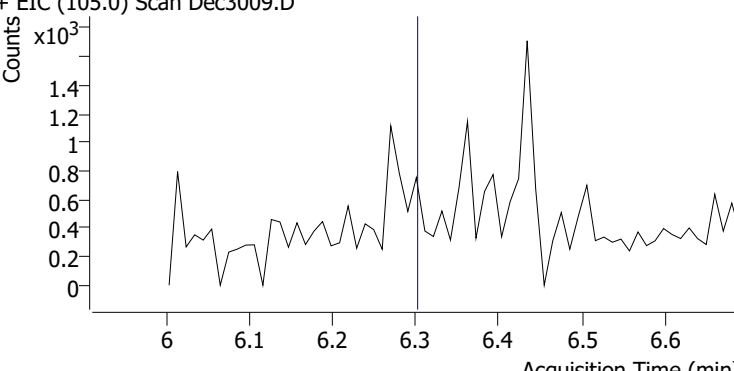
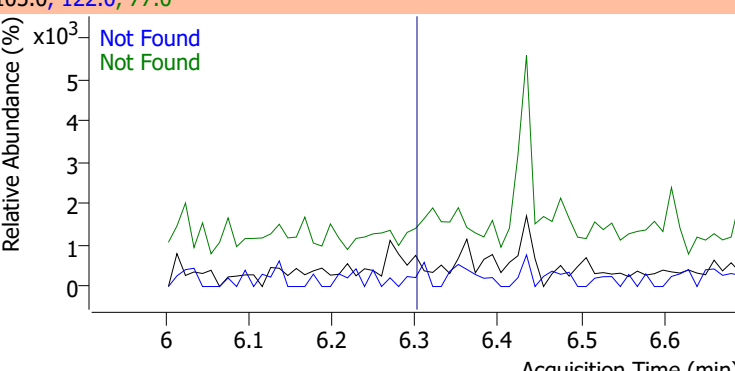
| Compound | Conc. | Exp RT | QIon | Exp Ratio | QIon | Exp Ratio |
|--------------|-------|--------|------|-----------|------|-----------|
| Nitrobenzene | N.D. | 5.64 | 77.0 | 211.4 | 51.0 | 210.3 |



| Compound | Conc. | Exp RT | QIon | Exp Ratio |
|------------|-------|--------|-------|-----------|
| Isophorone | N.D. | 5.95 | 138.0 | 19.1 |

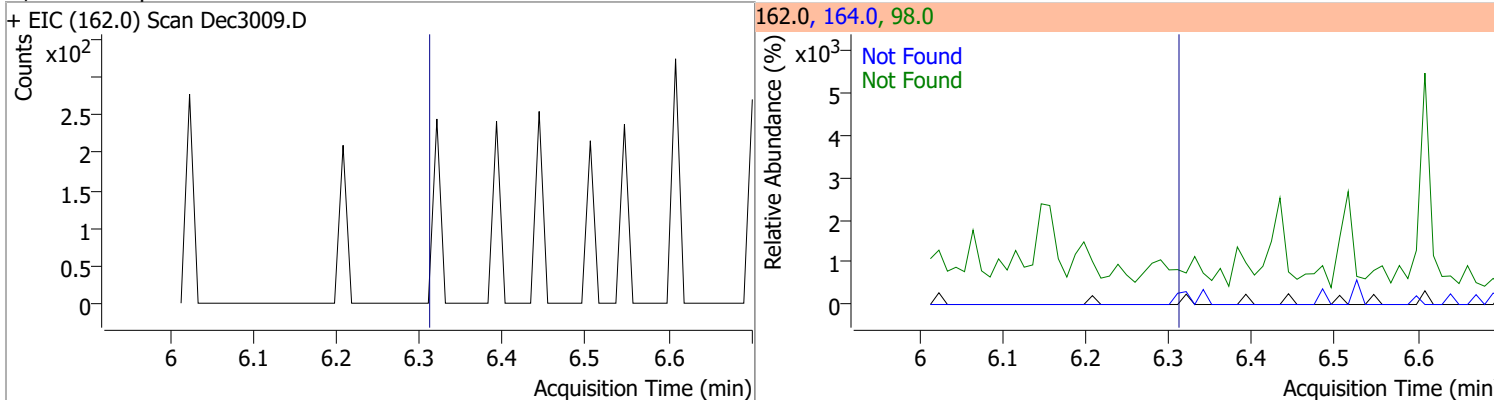


Quantitation Results Report (QT Reviewed)

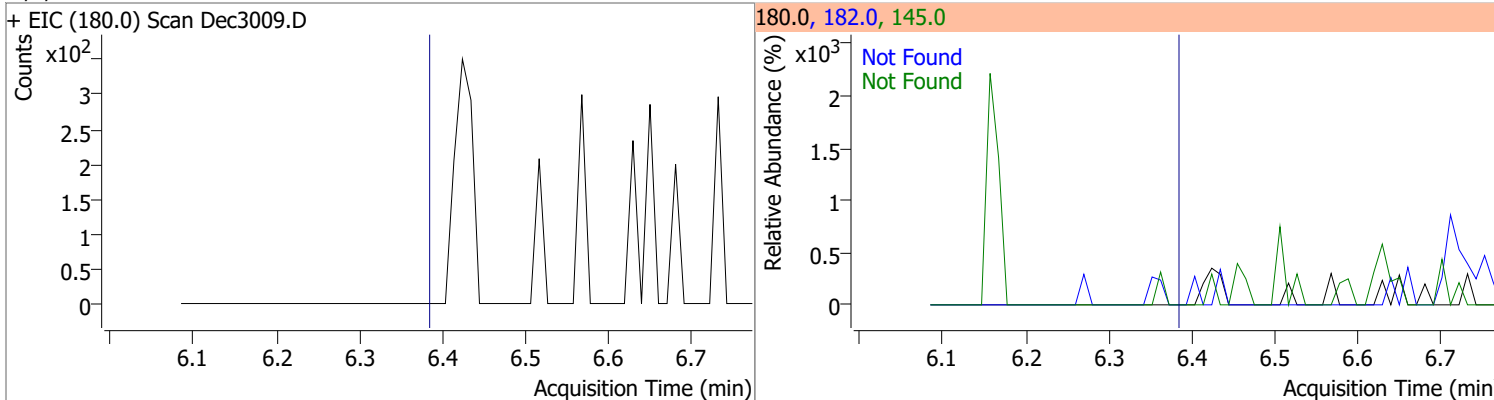
| Compound | Conc. | Exp RT | QIon | Exp Ratio | QIon | Exp Ratio |
|--|-------|--------|--|-----------|-------|-----------|
| 2-Nitrophenol | N.D. | 6.01 | 65.0 | 57.4 | 109.0 | 32.8 |
| + EIC (139.0) Scan Dec3009.D | | | 139.0, 65.0, 109.0 | | | |
|  | | |  | | | |
| 2,4-Dimethylphenol | N.D. | 6.13 | 107.0 | 109.1 | 77.0 | 32.4 |
| + EIC (122.0) Scan Dec3009.D | | | 122.0, 107.0, 77.0 | | | |
|  | | |  | | | |
| bis(-2-Chloroethoxy)Methane | N.D. | 6.22 | 63.0 | 90.7 | 95.0 | 31.7 |
| + EIC (93.0) Scan Dec3009.D | | | 93.0, 63.0, 95.0 | | | |
|  | | |  | | | |
| Benzoic Acid | N.D. | 6.30 | 122.0 | 87.4 | 77.0 | 73.1 |
| + EIC (105.0) Scan Dec3009.D | | | 105.0, 122.0, 77.0 | | | |
|  | | |  | | | |

Quantitation Results Report (QT Reviewed)

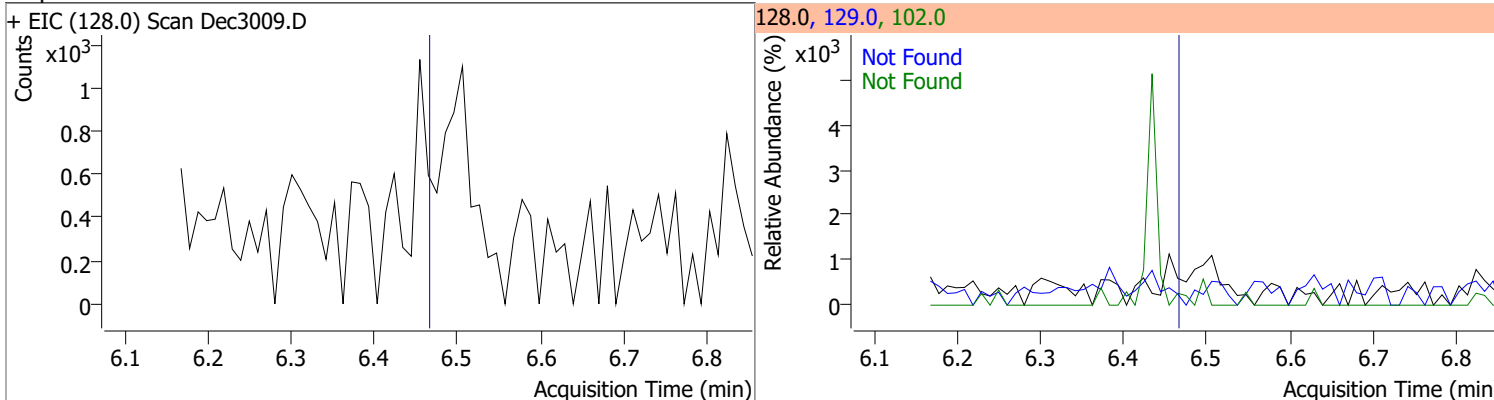
| Compound | Conc. | Exp RT | QIon | Exp Ratio | QIon | Exp Ratio |
|--------------------|-------|--------|-------|-----------|------|-----------|
| 2,4-Dichlorophenol | N.D. | 6.31 | 164.0 | 62.0 | 98.0 | 32.4 |



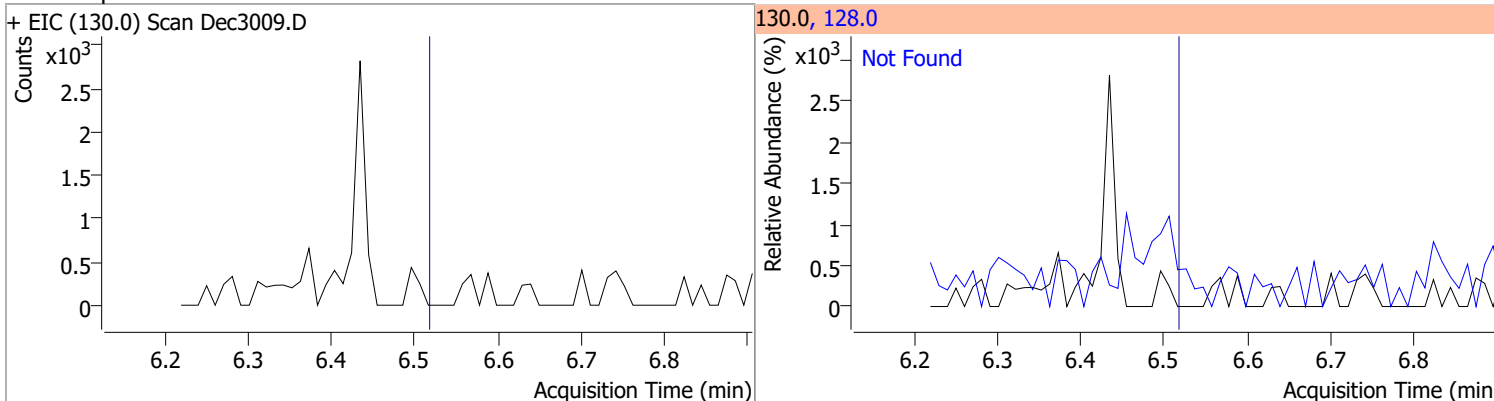
| Compound | Conc. | Exp RT | QIon | Exp Ratio | QIon | Exp Ratio |
|------------------------|-------|--------|-------|-----------|-------|-----------|
| 1,2,4-Trichlorobenzene | N.D. | 6.38 | 182.0 | 94.1 | 145.0 | 30.4 |



| Compound | Conc. | Exp RT | QIon | Exp Ratio | QIon | Exp Ratio |
|-------------|-------|--------|-------|-----------|-------|-----------|
| Naphthalene | N.D. | 6.46 | 129.0 | 10.9 | 102.0 | 9.3 |

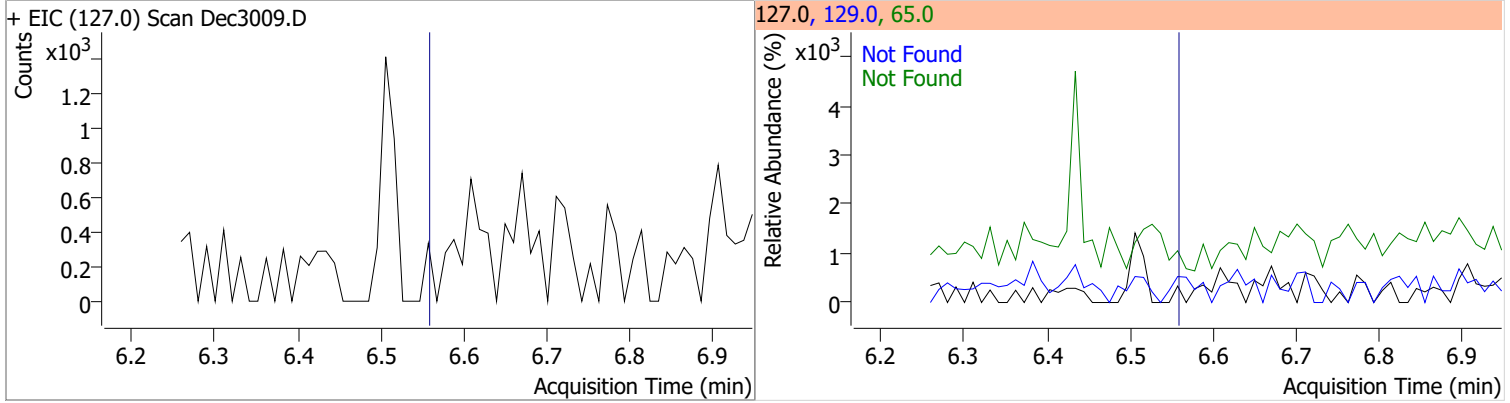


| Compound | Conc. | Exp RT | QIon | Exp Ratio |
|----------------|-------|--------|-------|-----------|
| 4-Chlorophenol | N.D. | 6.52 | 128.0 | 309.7 |

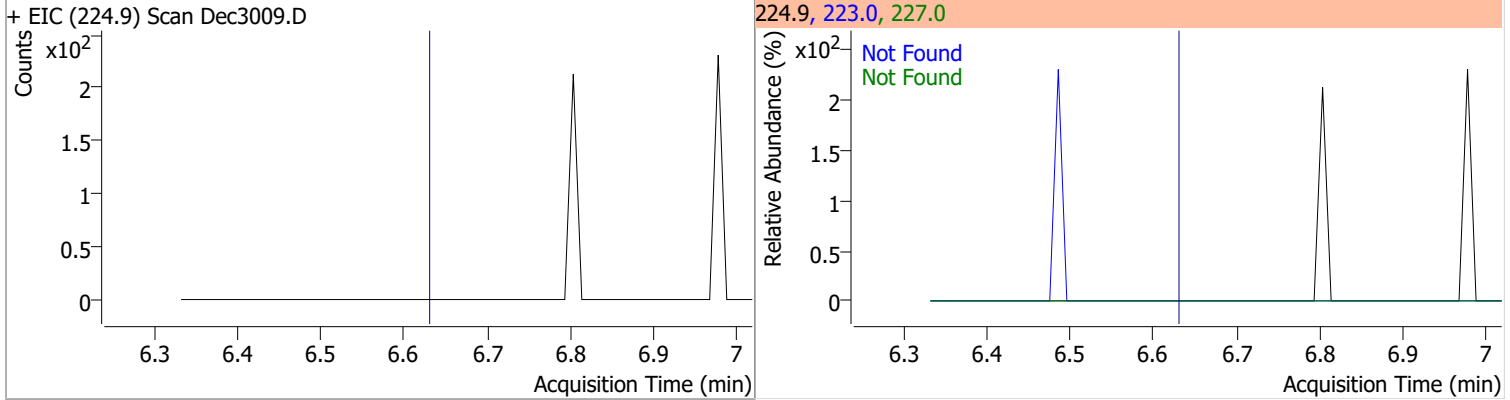


Quantitation Results Report (QT Reviewed)

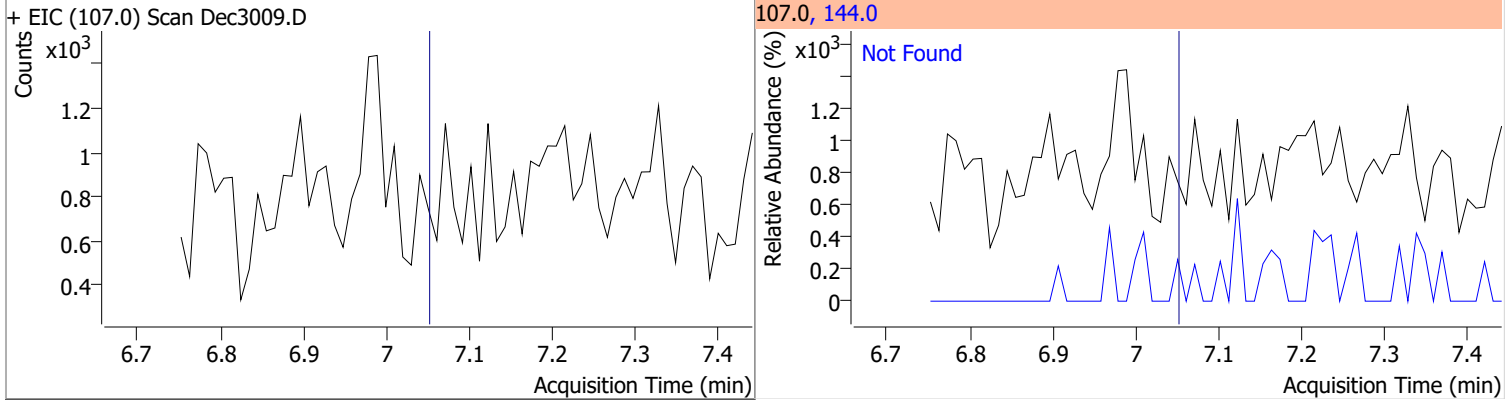
| Compound | Conc. | Exp RT | QIon | Exp Ratio | QIon | Exp Ratio |
|-----------------|-------|--------|------|-----------|-------|-----------|
| p-Chloroaniline | N.D. | 6.56 | 65.0 | 37.5 | 129.0 | 29.2 |



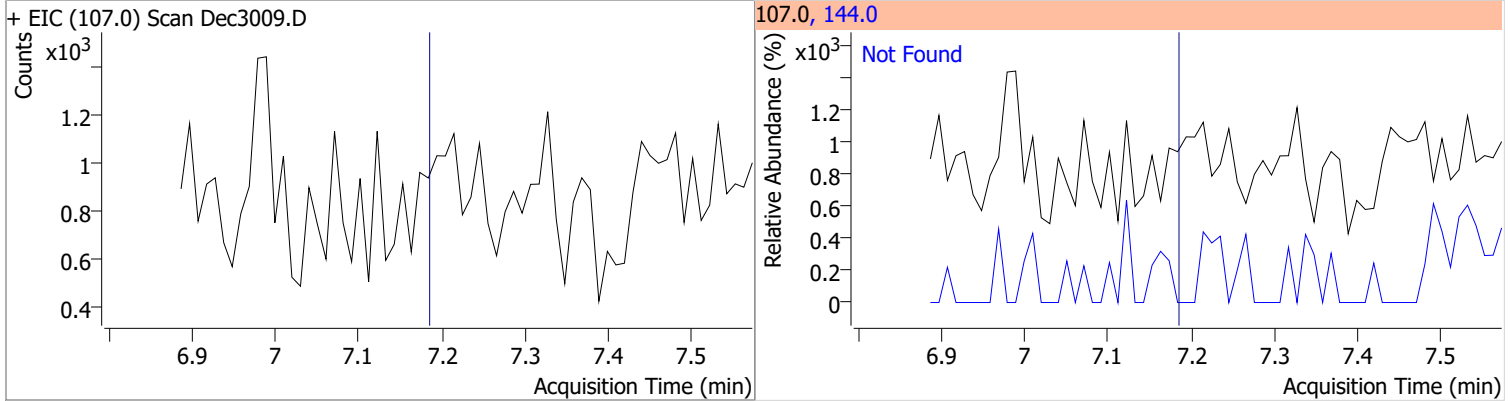
| Compound | Conc. | Exp RT | QIon | Exp Ratio | QIon | Exp Ratio |
|---------------------|-------|--------|-------|-----------|-------|-----------|
| Hexachlorobutadiene | N.D. | 6.63 | 227.0 | 66.6 | 223.0 | 60.8 |



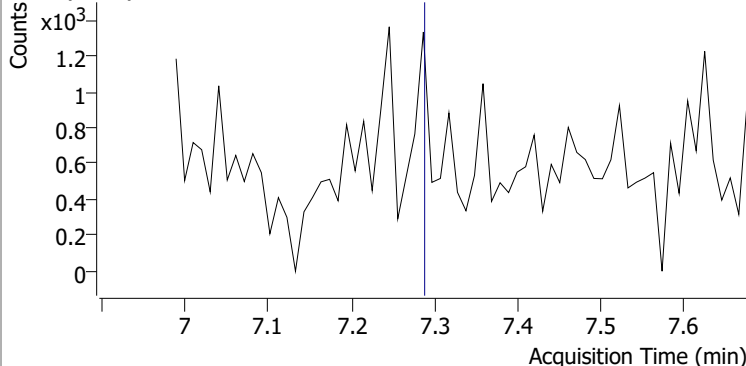
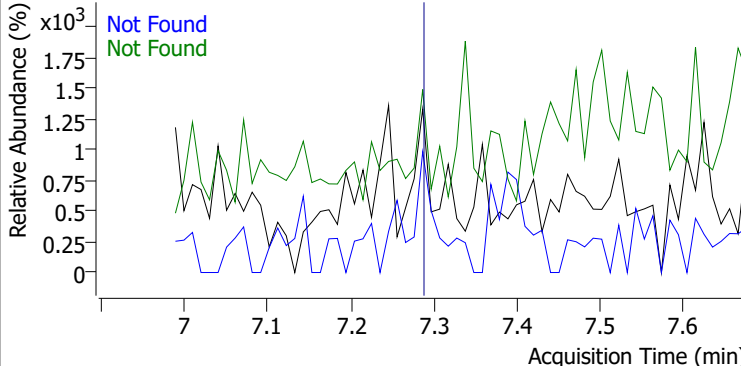
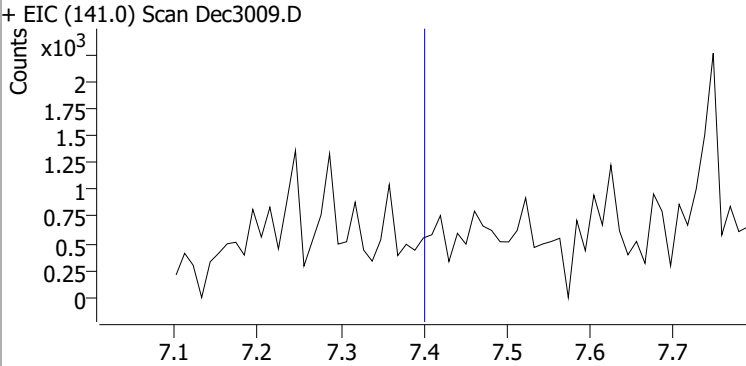
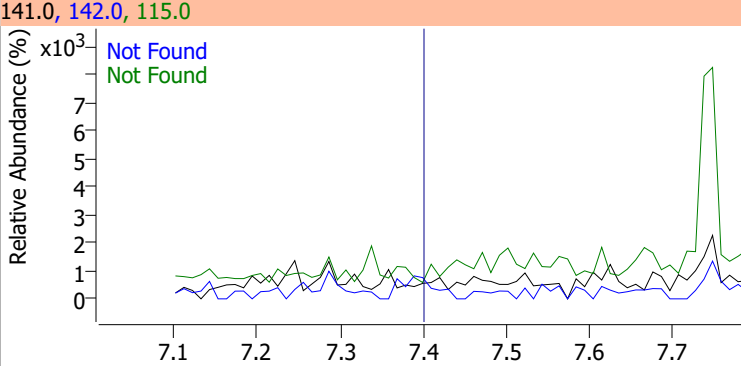
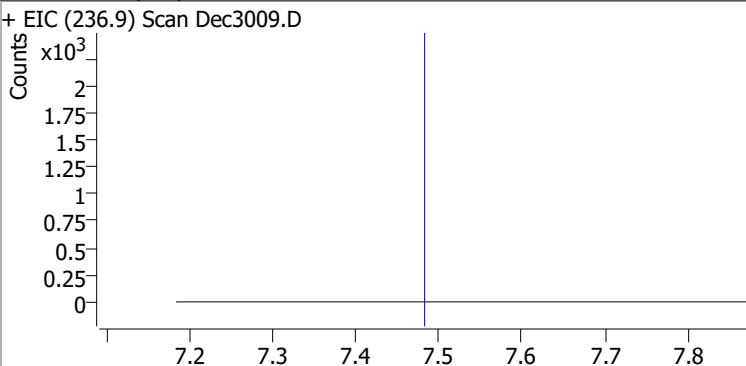
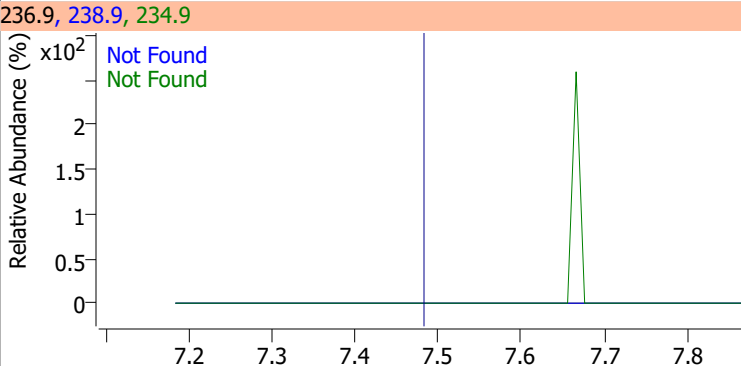
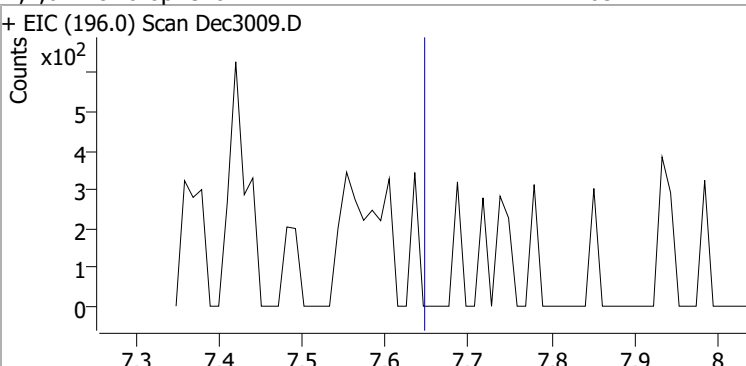
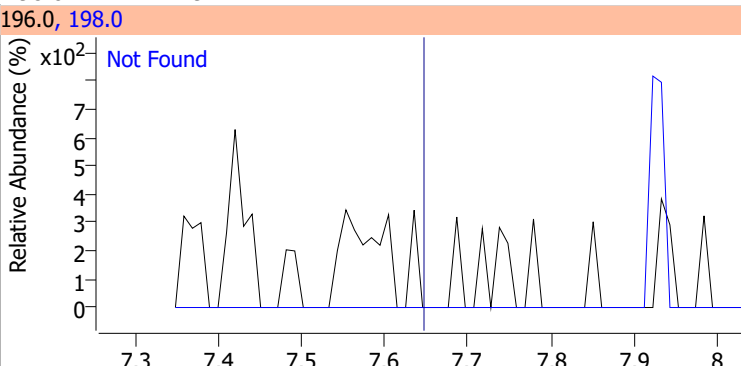
| Compound | Conc. | Exp RT | QIon | Exp Ratio |
|-------------------------|-------|--------|-------|-----------|
| 4-Chloro-2-Methylphenol | N.D. | 7.05 | 144.0 | 26.6 |



| Compound | Conc. | Exp RT | QIon | Exp Ratio |
|-------------------------|-------|--------|-------|-----------|
| 4-Chloro-3-Methylphenol | N.D. | 7.18 | 144.0 | 27.6 |

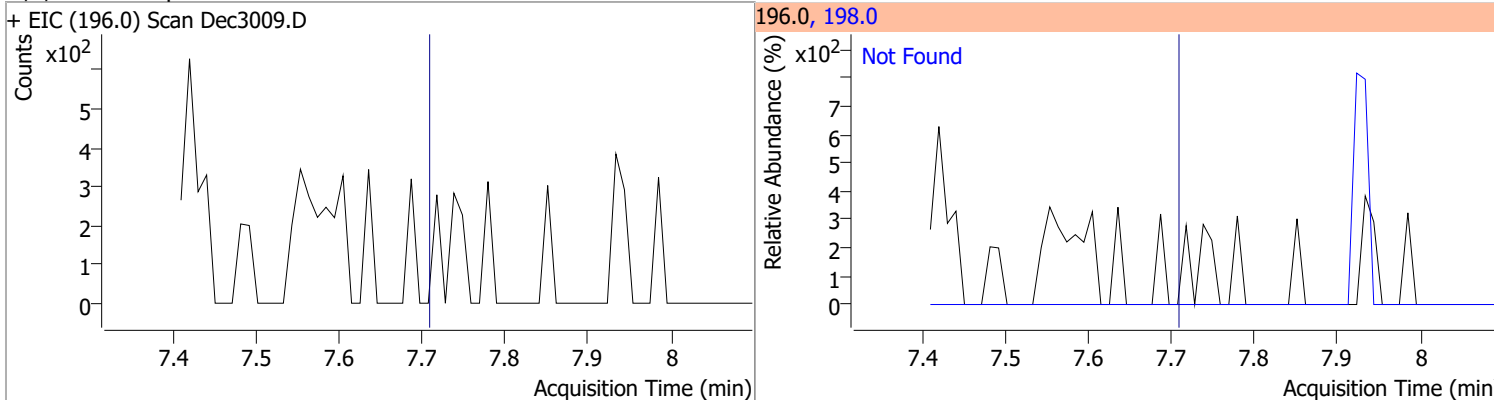


Quantitation Results Report (QT Reviewed)

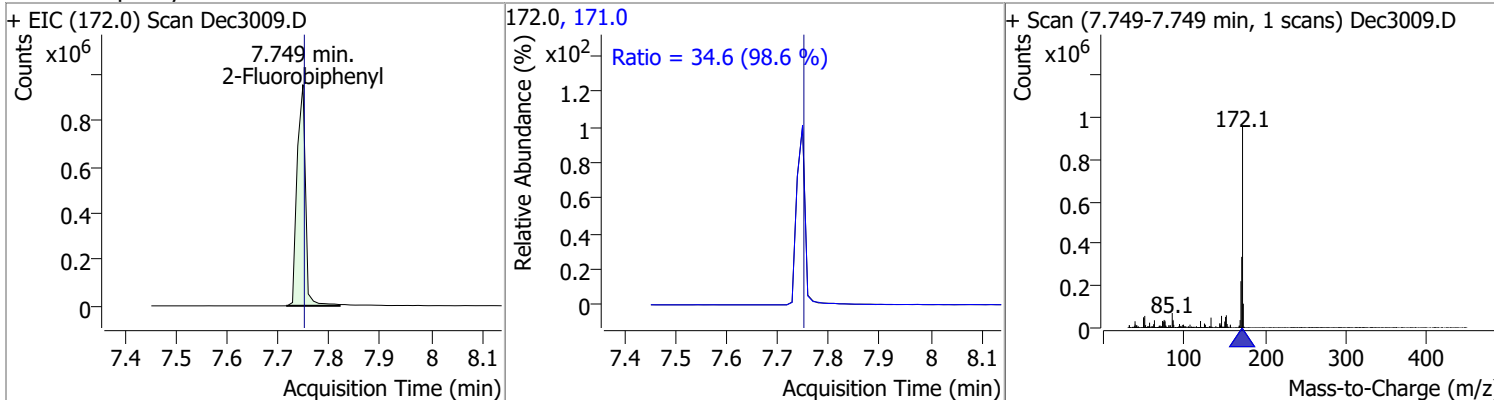
| Compound | Conc. | Exp RT | QIon | Exp Ratio | QIon | Exp Ratio |
|--|-------|--------|--|-----------|-------|-----------|
| 2-Methylnaphthalene | N.D. | 7.29 | 142.0 | 114.8 | 115.0 | 42.0 |
| + EIC (141.0) Scan Dec3009.D | | | 141.0, 142.0, 115.0 | | | |
|  | | |  | | | |
| 1-Methylnaphthalene | N.D. | 7.40 | 142.0 | 111.0 | 115.0 | 42.5 |
| + EIC (141.0) Scan Dec3009.D | | | 141.0, 142.0, 115.0 | | | |
|  | | |  | | | |
| Hexachlorocyclopentadiene | N.D. | 7.48 | 234.9 | 64.7 | 238.9 | 64.1 |
| + EIC (236.9) Scan Dec3009.D | | | 236.9, 238.9, 234.9 | | | |
|  | | |  | | | |
| 2,4,6-Trichlorophenol | N.D. | 7.65 | 198.0 | 94.4 | | |
| + EIC (196.0) Scan Dec3009.D | | | 196.0, 198.0 | | | |
|  | | |  | | | |

Quantitation Results Report (QT Reviewed)

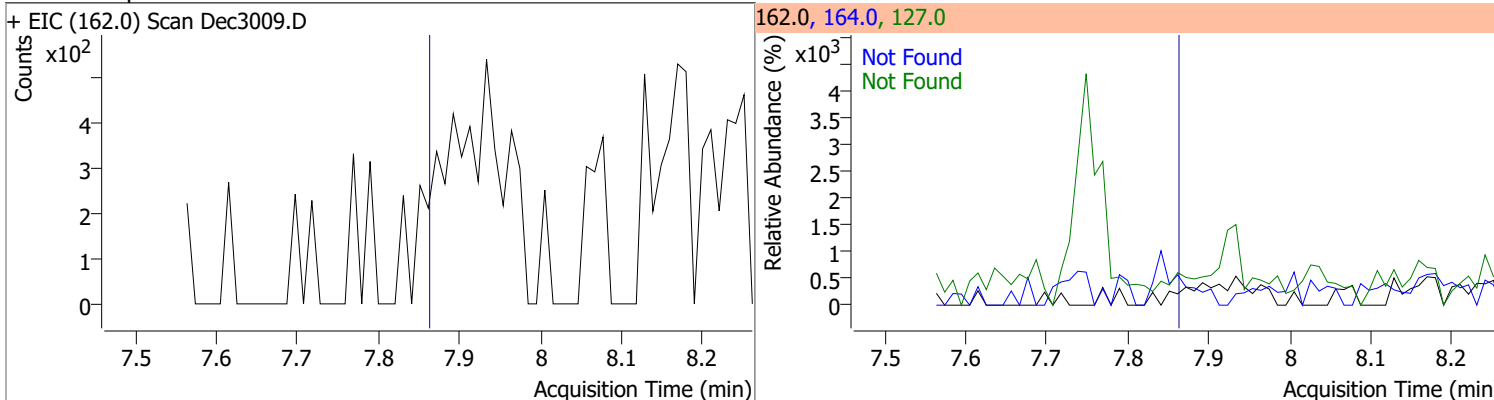
| Compound | Conc. | Exp RT | QIon | Exp Ratio |
|-----------------------|-------|--------|-------|-----------|
| 2,4,5-Trichlorophenol | N.D. | 7.71 | 198.0 | 94.9 |



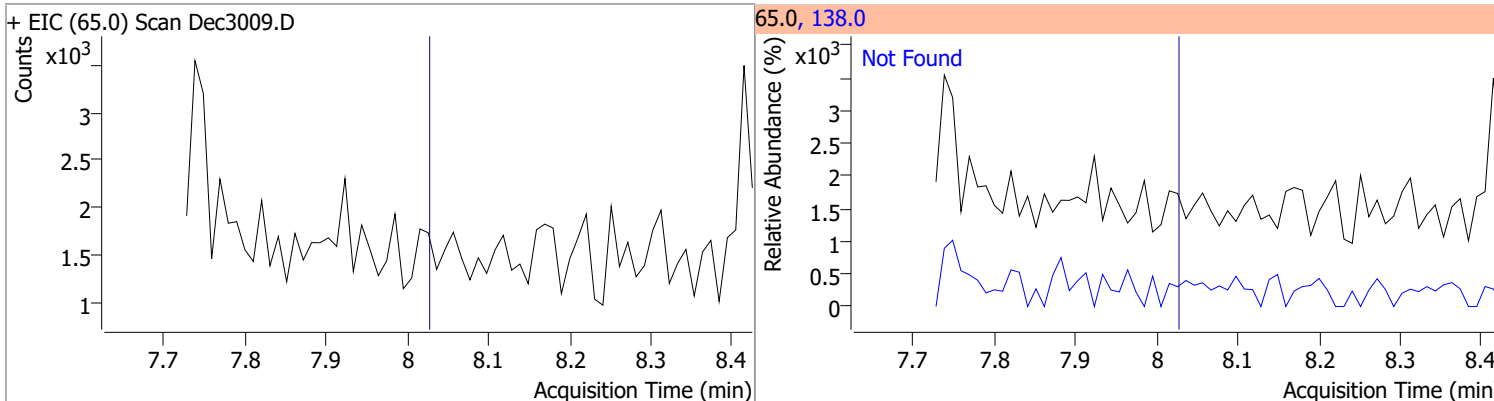
| Compound | Conc. | RT | Dev(Min) | Resp. | QIon | QRatio | Lower | Upper |
|------------------|---------|------|----------|---------|-------|--------|-------|-------|
| 2-Fluorobiphenyl | 61.9460 | 7.75 | 0.00 | 1090170 | 171.0 | 34.6 | 24.5 | 45.6 |



| Compound | Conc. | Exp RT | QIon | Exp Ratio | QIon | Exp Ratio |
|---------------------|-------|--------|-------|-----------|-------|-----------|
| 2-Chloronaphthalene | N.D. | 7.86 | 127.0 | 39.2 | 164.0 | 32.2 |

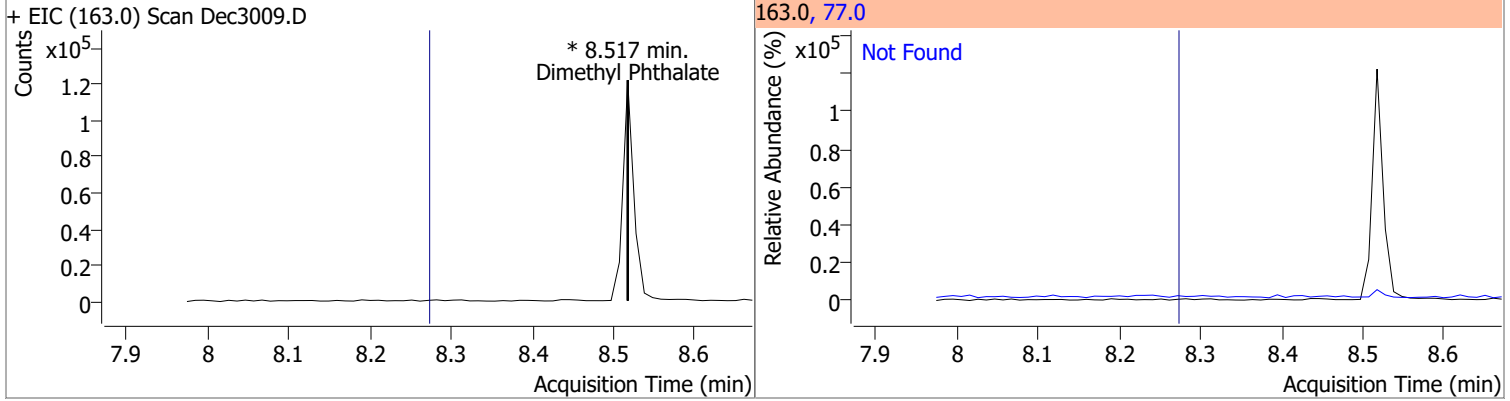


| Compound | Conc. | Exp RT | QIon | Exp Ratio |
|----------------|-------|--------|-------|-----------|
| 2-Nitroaniline | N.D. | 8.03 | 138.0 | 99.6 |

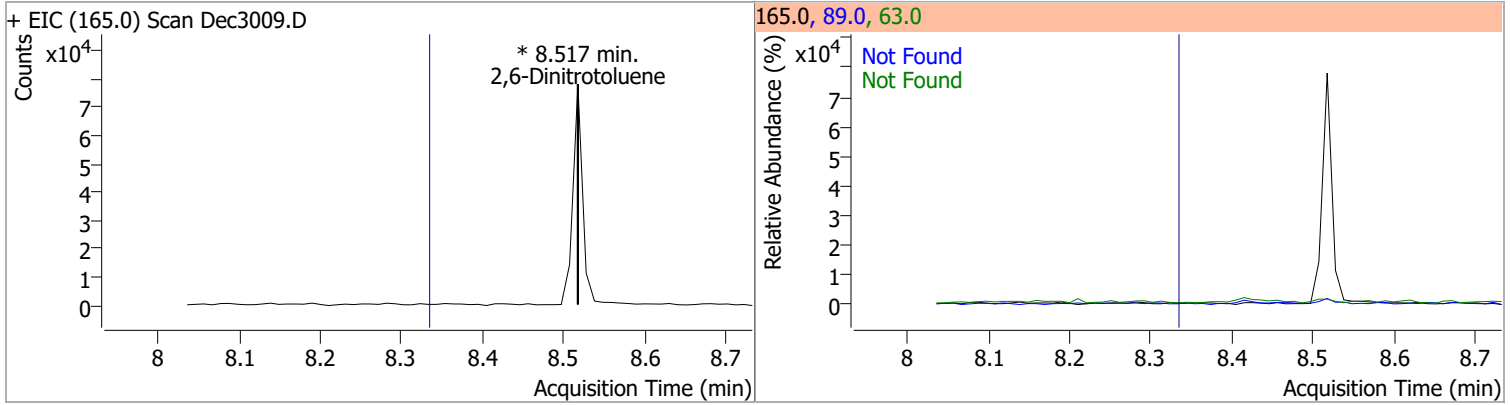


Quantitation Results Report (QT Reviewed)

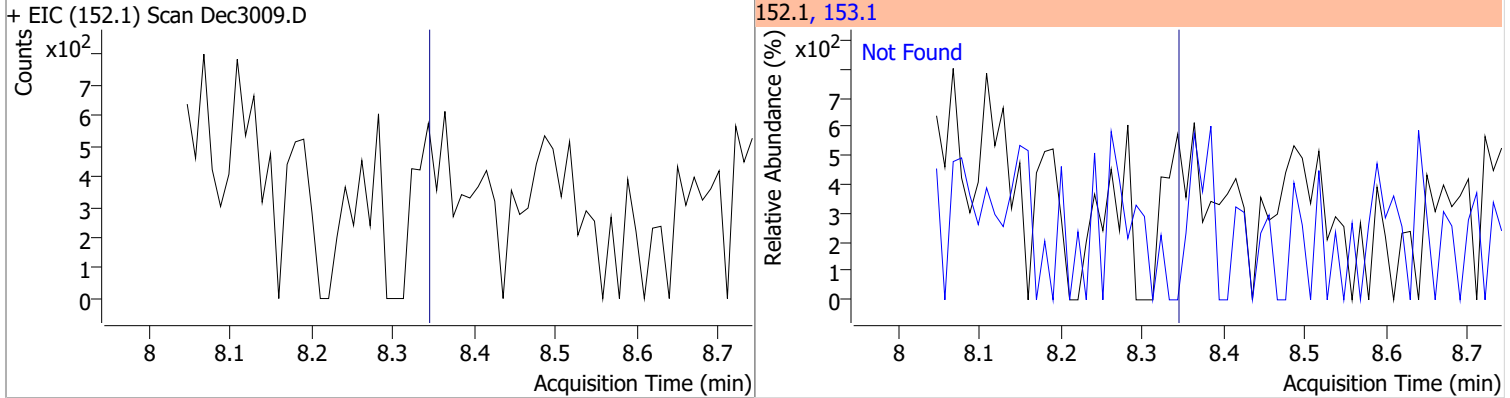
| Compound | Conc. | RT | Dev(Min) | Resp. | QIon | QRatio | Lower | Upper |
|--------------------|-------|----|----------|-------|------|--------|-------|-------|
| Dimethyl Phthalate | 0 | 0 | | 0 | 77.0 | | 15.1 | 28.0 |



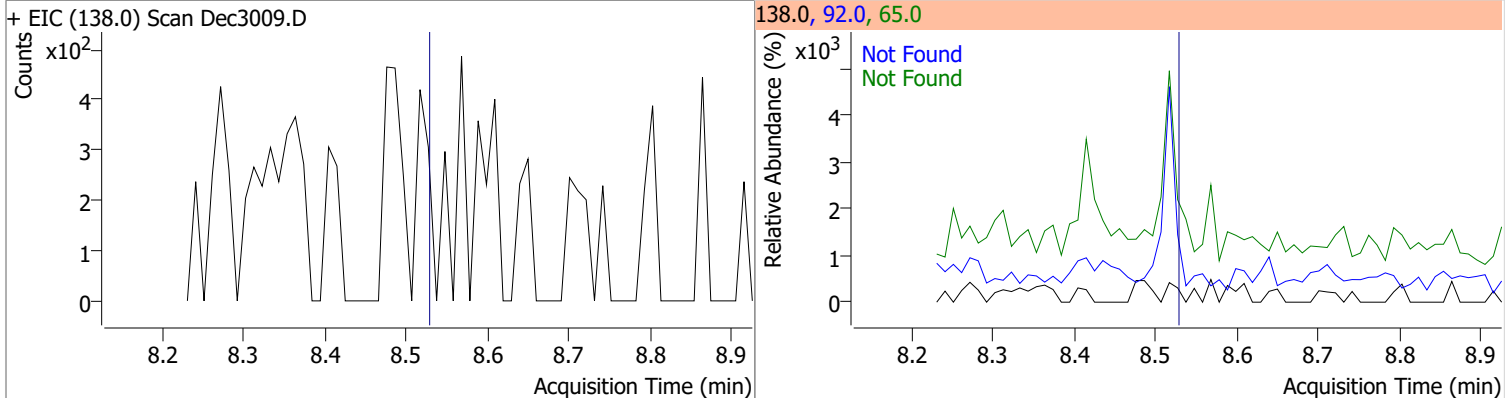
| Compound | Conc. | RT | Dev(Min) | Resp. | QIon | QRatio | Lower | Upper |
|--------------------|-------|----|----------|-------|--------------|--------|---------------|---------------|
| 2,6-Dinitrotoluene | 0 | 0 | | 0 | 63.0 89.0 | | 135.1 47.4 | 250.9 88.1 |



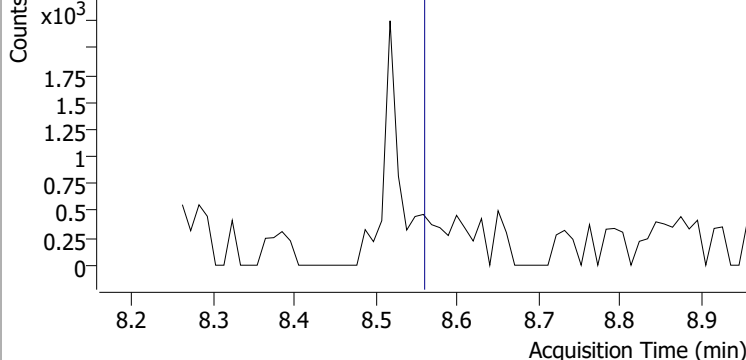
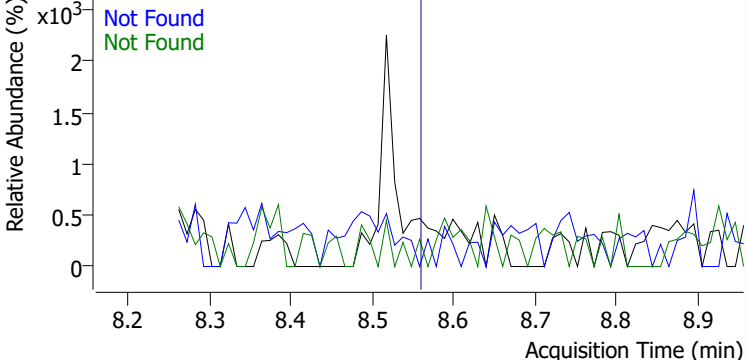
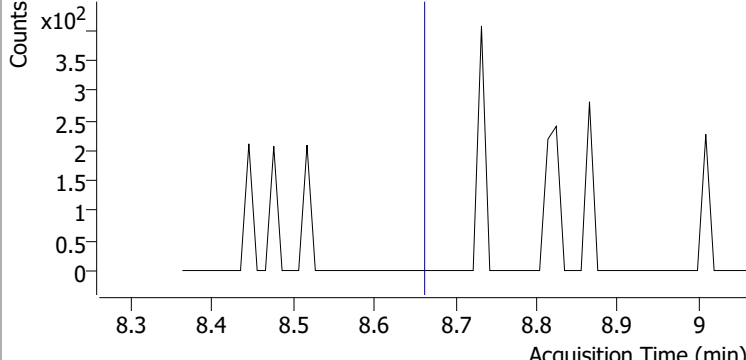
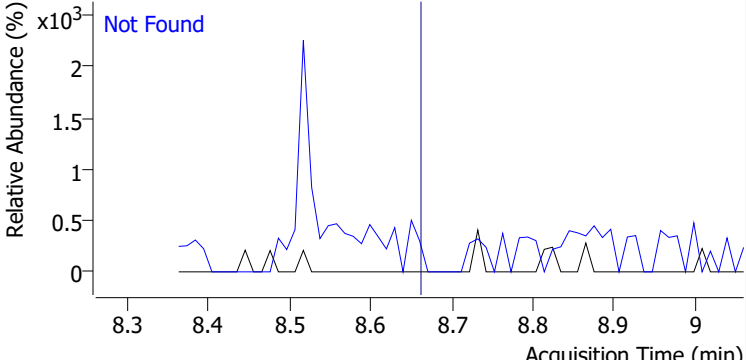
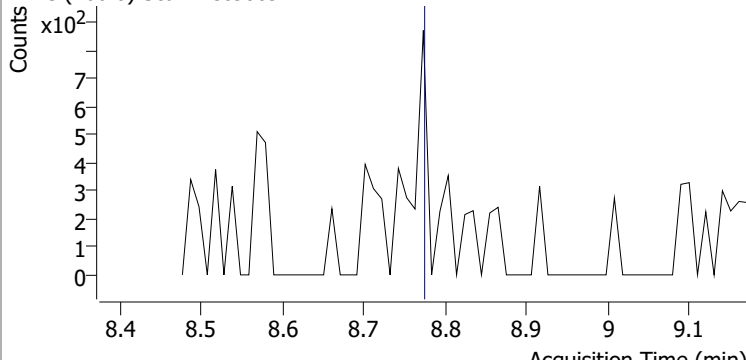
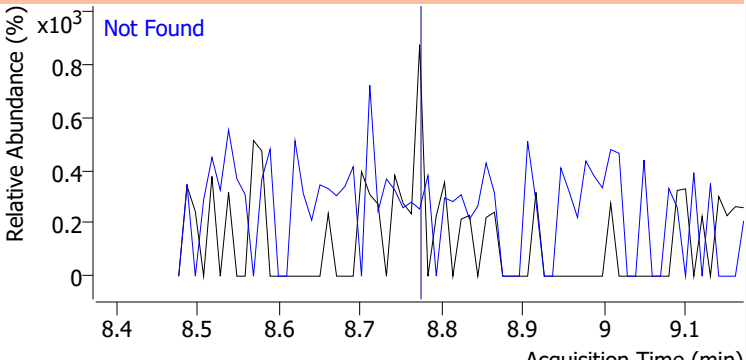
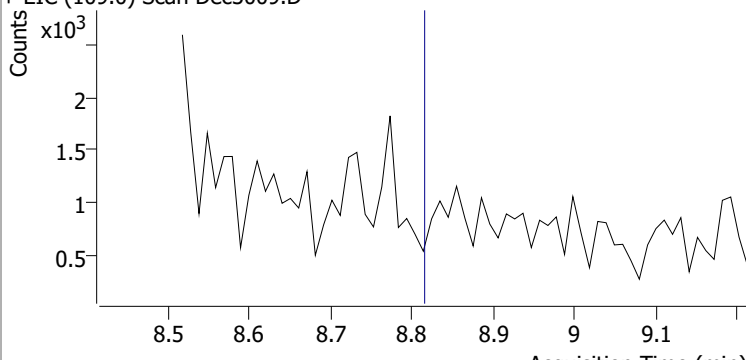
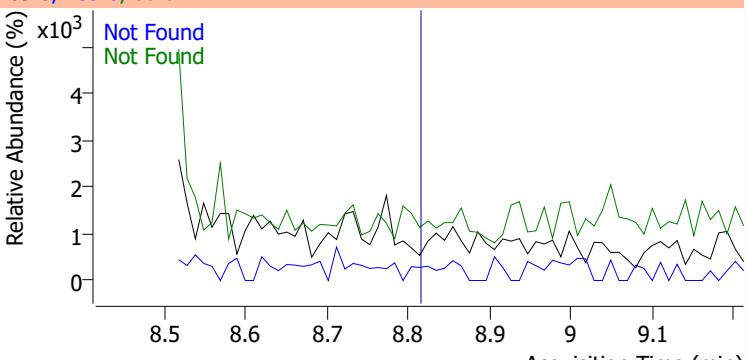
| Compound | Conc. | Exp RT | QIon | Exp Ratio |
|----------------|-------|--------|-------|-----------|
| Acenaphthylene | N.D. | 8.34 | 153.1 | 13.9 |



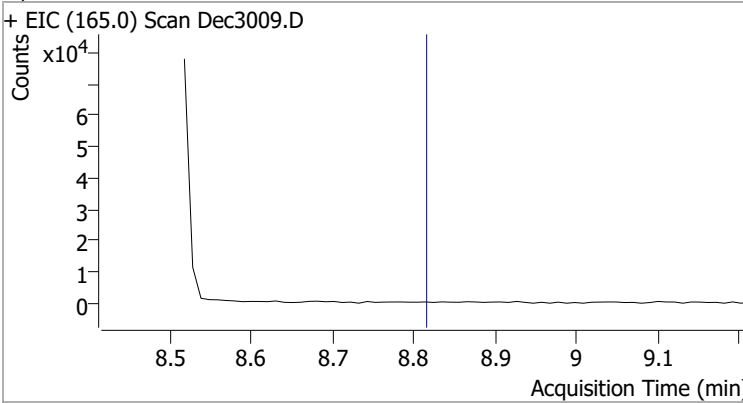
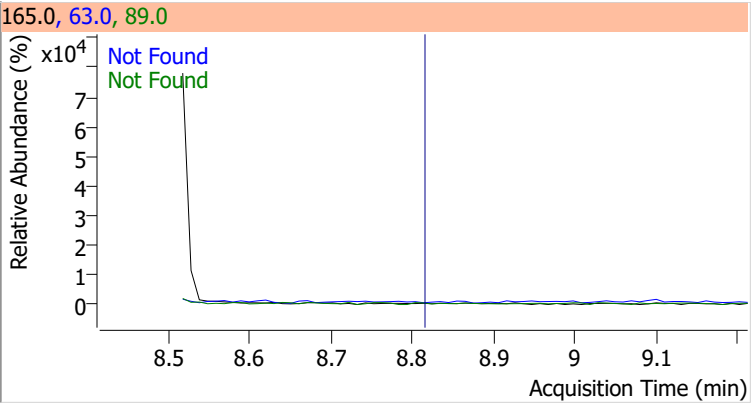
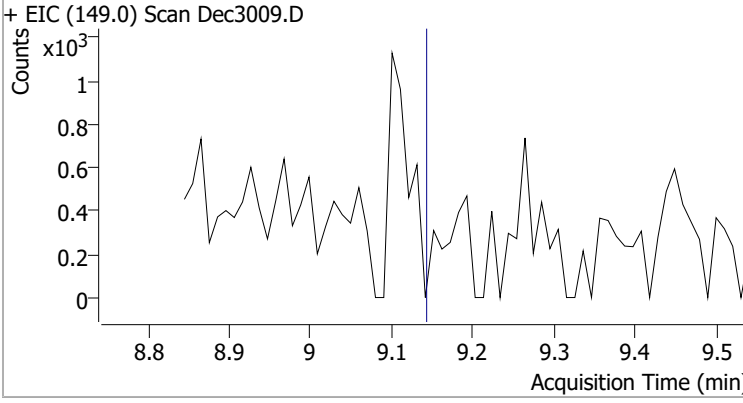
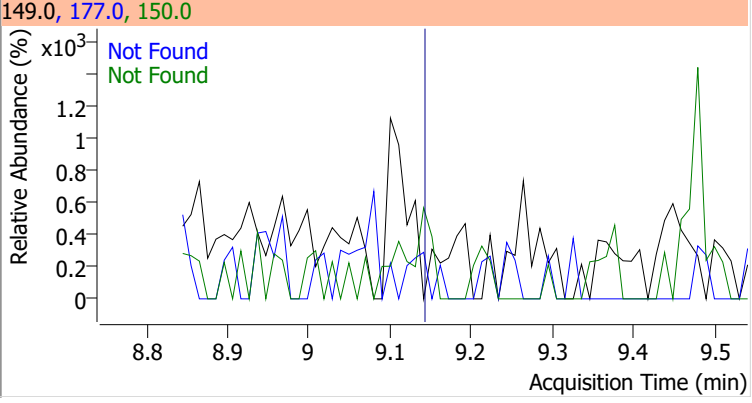
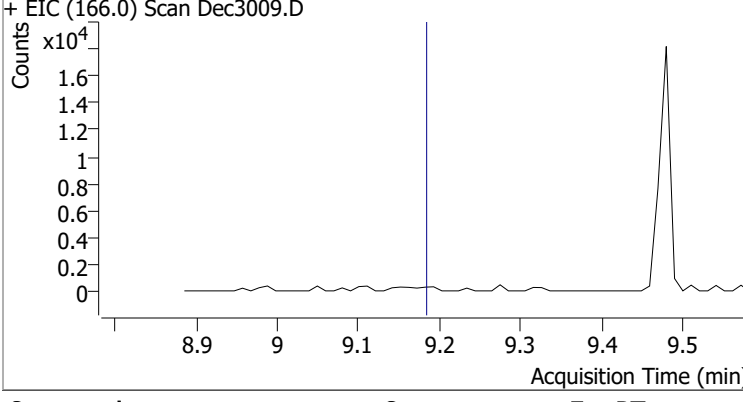
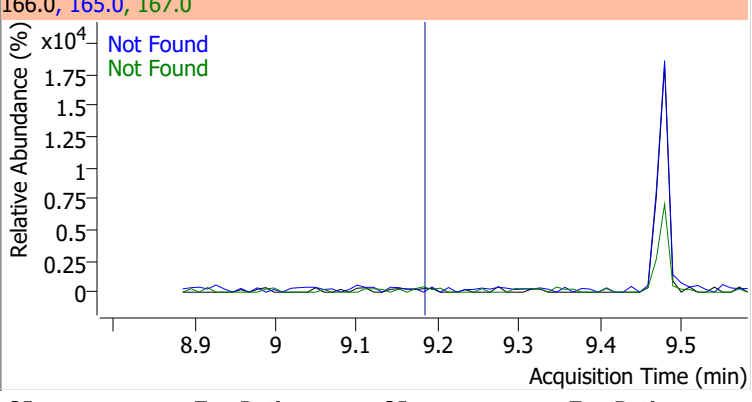
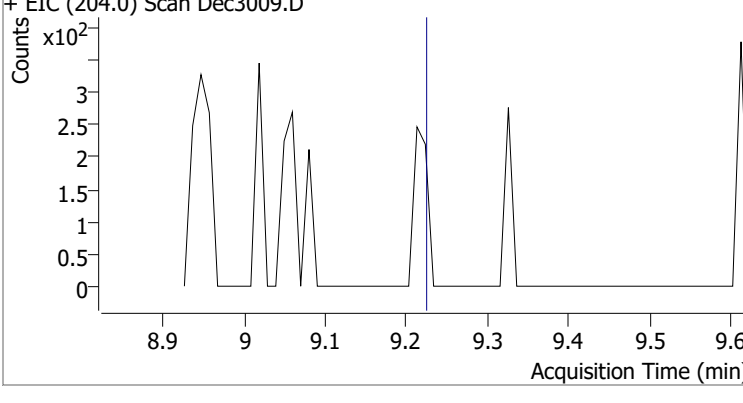
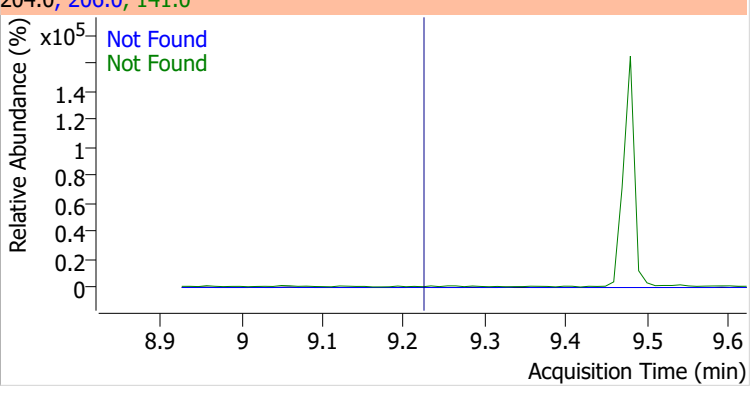
| Compound | Conc. | Exp RT | QIon | Exp Ratio | QIon | Exp Ratio |
|----------------|-------|--------|------|-----------|------|-----------|
| 3-Nitroaniline | N.D. | 8.53 | 65.0 | 157.8 | 92.0 | 118.6 |



Quantitation Results Report (QT Reviewed)

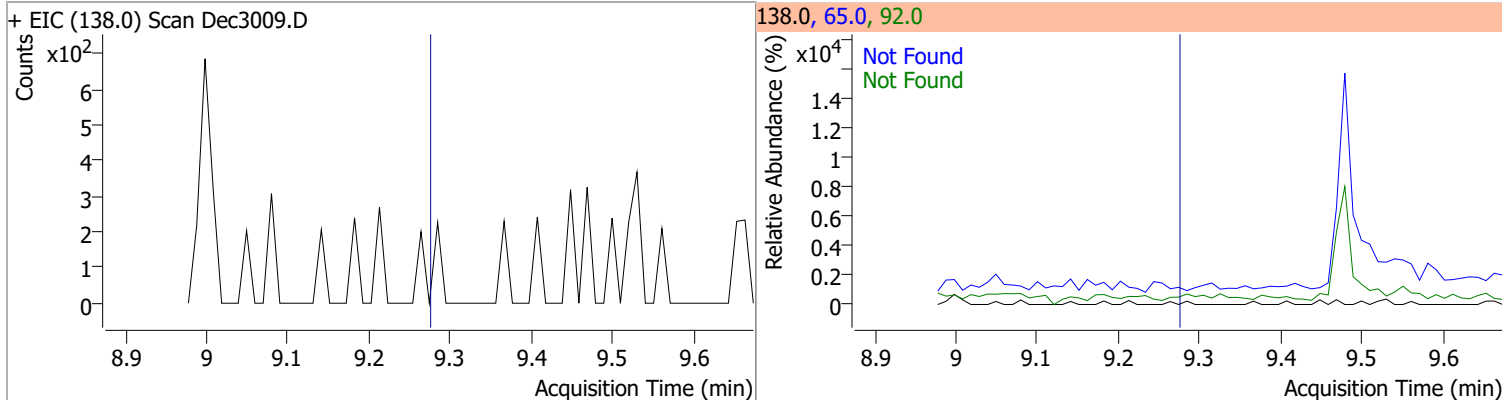
| Compound | Conc. | Exp RT | QIon | Exp Ratio | QIon | Exp Ratio |
|--|-------|--------|--|-----------|-------|-----------|
| Acenaphthene | N.D. | 8.56 | 153.0 | 109.6 | 152.0 | 52.7 |
| + EIC (154.0) Scan Dec3009.D | | | 154.0, 152.0, 153.0 | | | |
|  | | |  | | | |
| 2,4-Dinitrophenol | N.D. | 8.66 | 154.0 | 55.5 | | |
| + EIC (184.0) Scan Dec3009.D | | | 184.0, 154.0 | | | |
|  | | |  | | | |
| Dibenzofuran | N.D. | 8.77 | 139.0 | 38.2 | | |
| + EIC (168.0) Scan Dec3009.D | | | 168.0, 139.0 | | | |
|  | | |  | | | |
| 4-Nitrophenol | N.D. | 8.81 | 65.0 | 85.8 | 139.0 | 70.9 |
| + EIC (109.0) Scan Dec3009.D | | | 109.0, 139.0, 65.0 | | | |
|  | | |  | | | |

Quantitation Results Report (QT Reviewed)

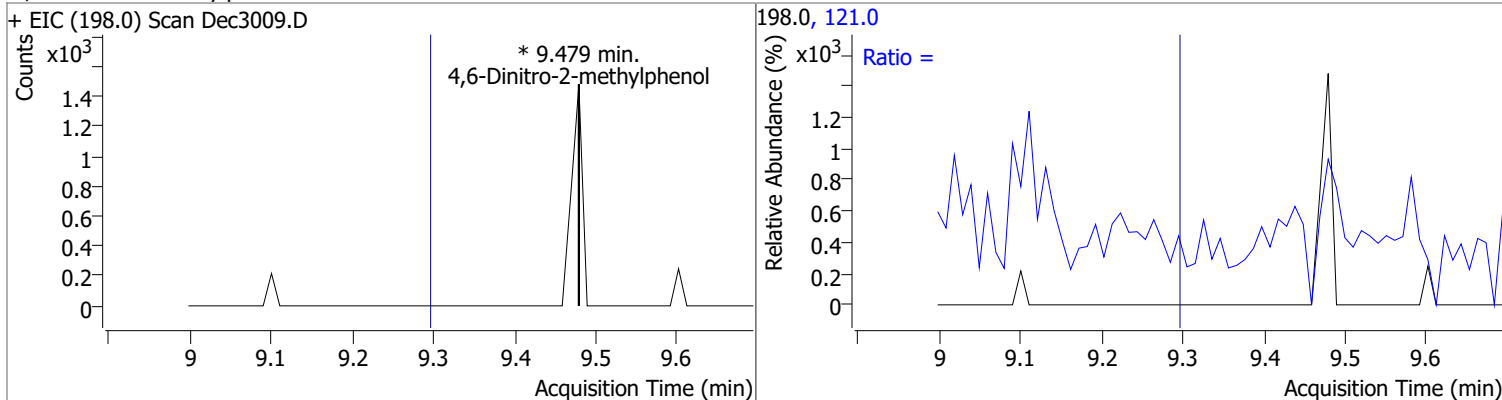
| Compound | Conc. | Exp RT | QIon | Exp Ratio | QIon | Exp Ratio |
|--|-------|--------|--|-----------|-------|-----------|
| 2,4-Dinitrotoluene | N.D. | 8.81 | 63.0 | 89.4 | 89.0 | 79.1 |
| + EIC (165.0) Scan Dec3009.D | | | 165.0, 63.0, 89.0 | | | |
|  | | |  | | | |
| Diethylphthalate | N.D. | 9.14 | 177.0 | 19.4 | 150.0 | 12.3 |
| + EIC (149.0) Scan Dec3009.D | | | 149.0, 177.0, 150.0 | | | |
|  | | |  | | | |
| Fluorene | N.D. | 9.18 | 165.0 | 88.8 | 167.0 | 12.9 |
| + EIC (166.0) Scan Dec3009.D | | | 166.0, 165.0, 167.0 | | | |
|  | | |  | | | |
| 4-Chlorophenyl-phenylether | N.D. | 9.22 | 141.0 | 65.7 | 206.0 | 32.4 |
| + EIC (204.0) Scan Dec3009.D | | | 204.0, 206.0, 141.0 | | | |
|  | | |  | | | |

Quantitation Results Report (QT Reviewed)

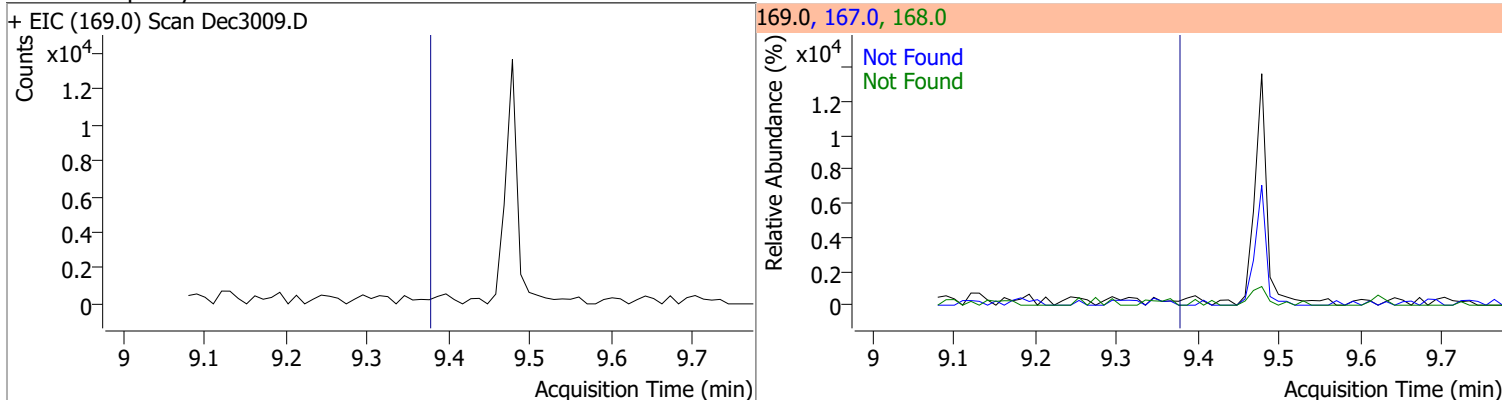
| Compound | Conc. | Exp RT | QIon | Exp Ratio | QIon | Exp Ratio |
|----------------|-------|--------|------|-----------|------|-----------|
| 4-Nitroaniline | N.D. | 9.27 | 65.0 | 131.3 | 92.0 | 49.5 |



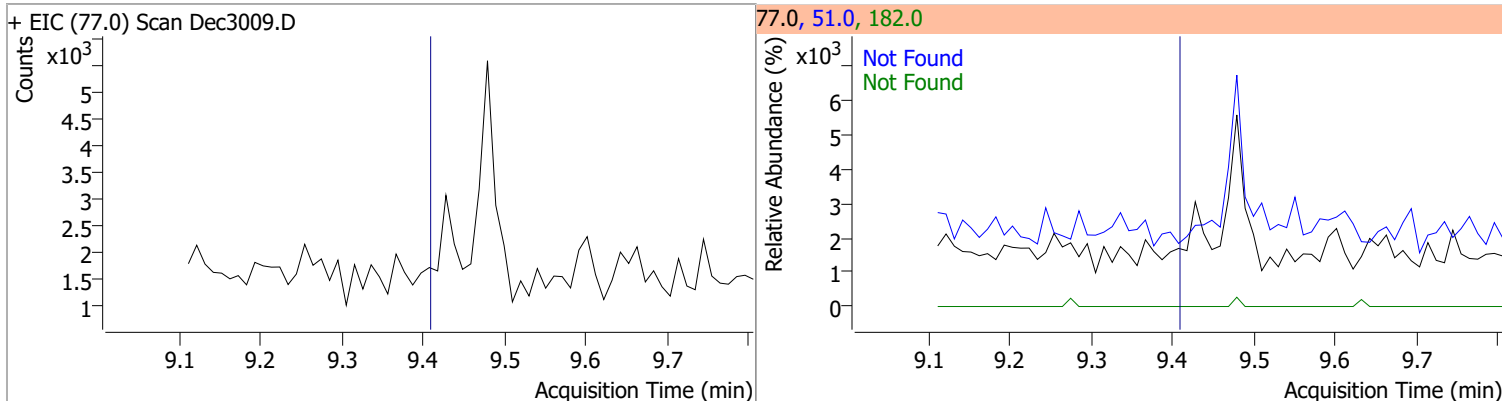
| Compound | Conc. | RT | Dev(Min) | Resp. | QIon | QRatio | Lower | Upper |
|----------------------------|-------|----|----------|-------|-------|--------|-------|-------|
| 4,6-Dinitro-2-methylphenol | 0 | 0 | 0 | 0 | 121.0 | | 37.1 | 68.8 |



| Compound | Conc. | Exp RT | QIon | Exp Ratio | QIon | Exp Ratio |
|------------------------|-------|--------|-------|-----------|-------|-----------|
| N-nitrosodiphenylamine | N.D. | 9.38 | 168.0 | 66.6 | 167.0 | 35.0 |

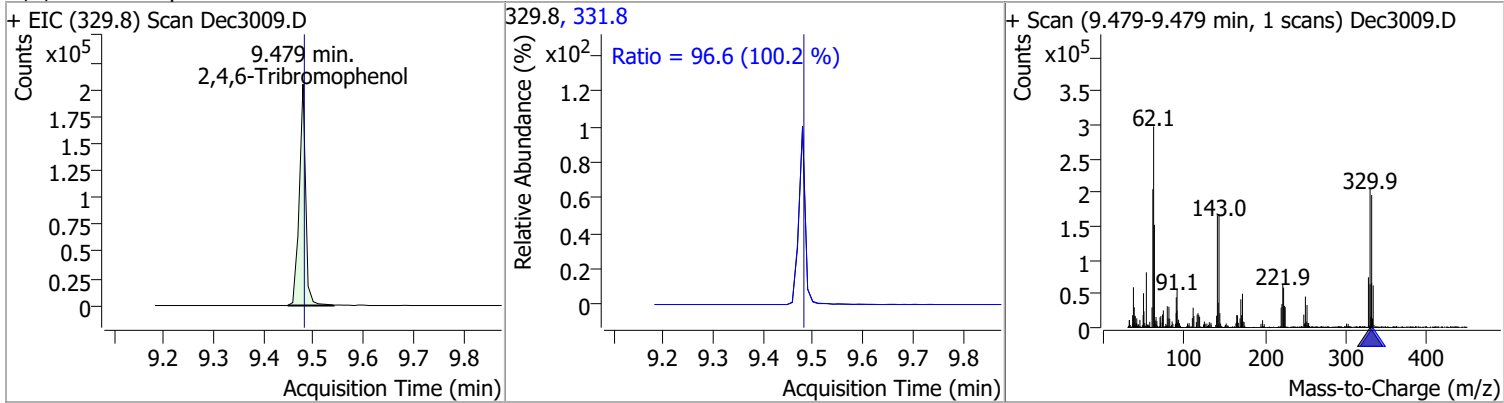


| Compound | Conc. | Exp RT | QIon | Exp Ratio | QIon | Exp Ratio |
|------------|-------|--------|------|-----------|-------|-----------|
| Azobenzene | N.D. | 9.41 | 51.0 | 49.7 | 182.0 | 23.1 |

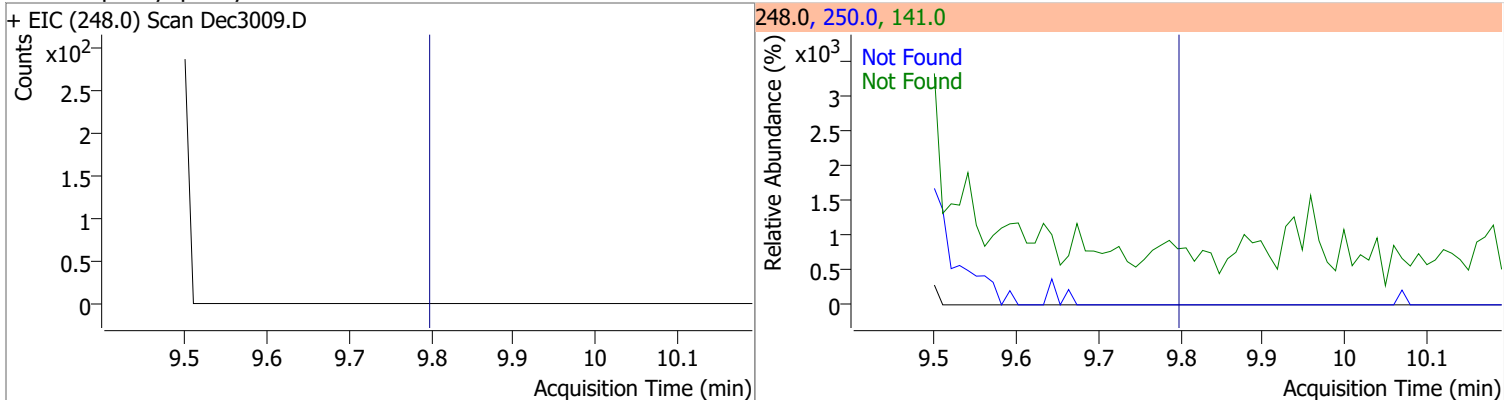


Quantitation Results Report (QT Reviewed)

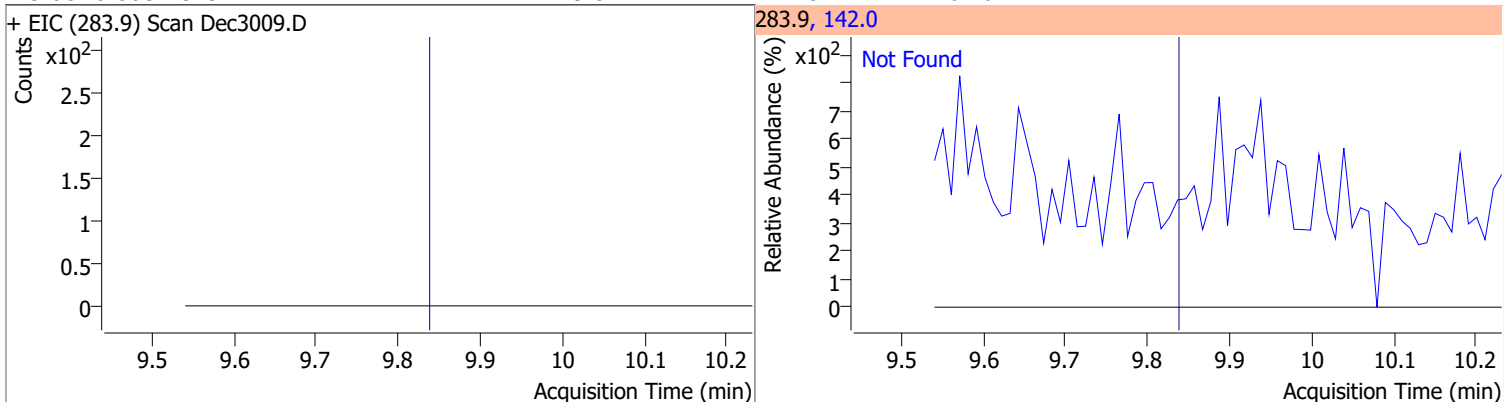
| Compound | Conc. | RT | Dev(Min) | Resp. | QIon | QRatio | Lower | Upper |
|----------------------|----------|------|----------|--------|-------|--------|-------|-------|
| 2,4,6-Tribromophenol | 204.4865 | 9.48 | 0.00 | 182726 | 331.8 | 96.6 | 67.5 | 125.3 |



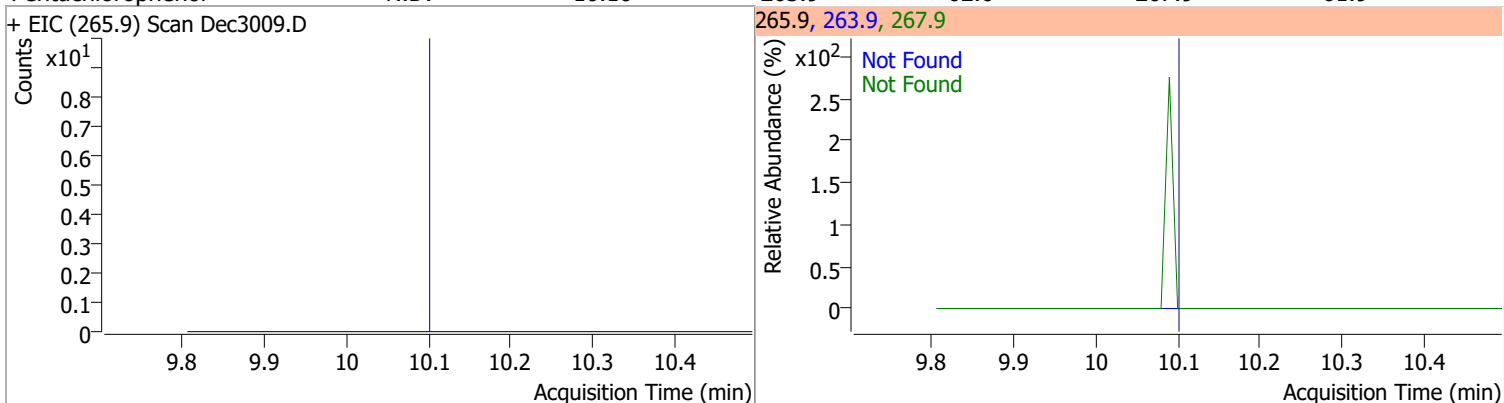
| Compound | Conc. | Exp RT | QIon | Exp Ratio | QIon | Exp Ratio |
|---------------------------|-------|--------|-------|-----------|-------|-----------|
| 4-Bromophenyl-phenylether | N.D. | 9.80 | 141.0 | 109.8 | 250.0 | 97.9 |



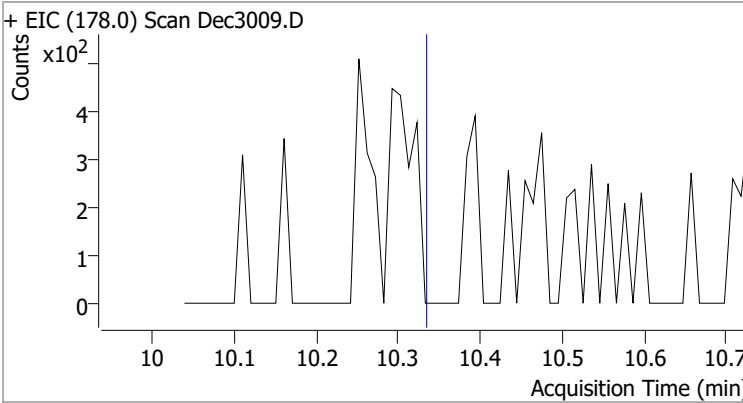
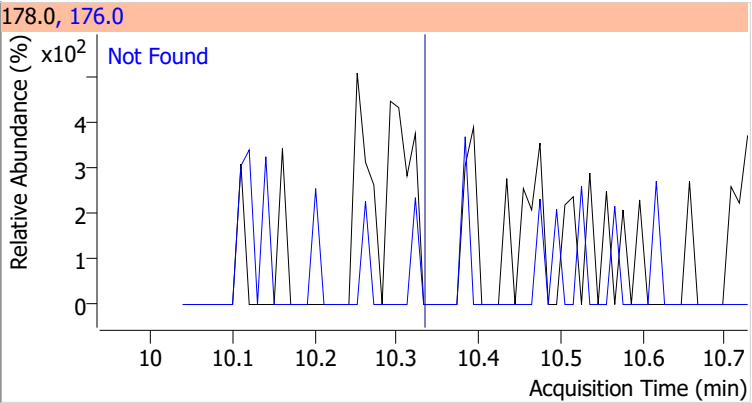
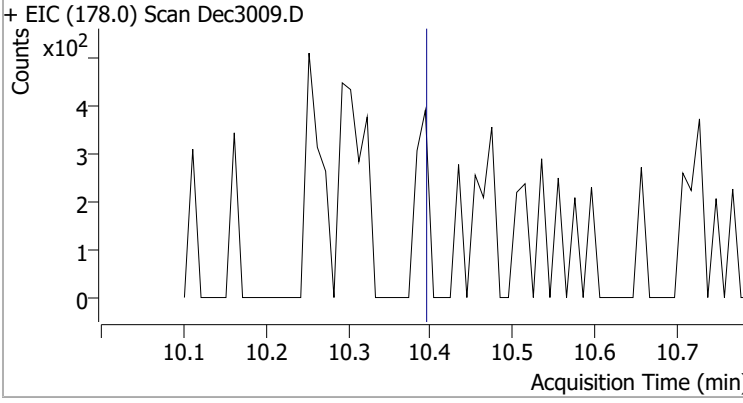
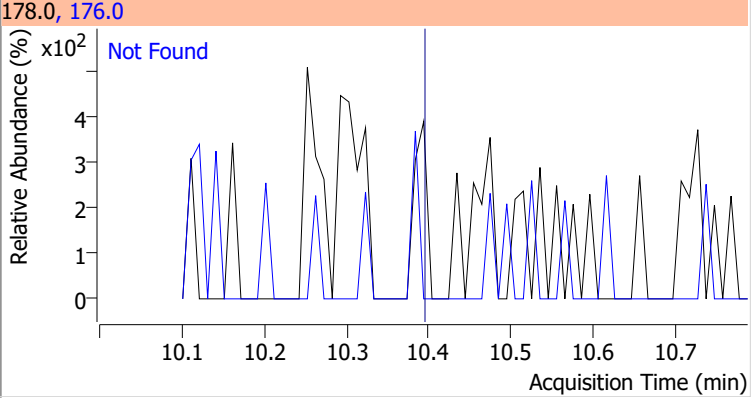
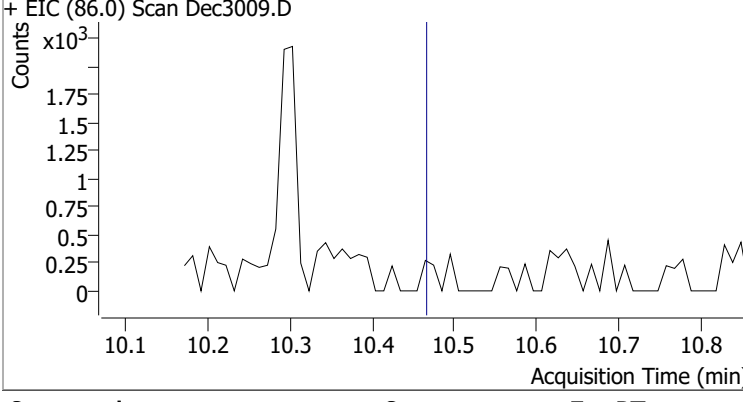
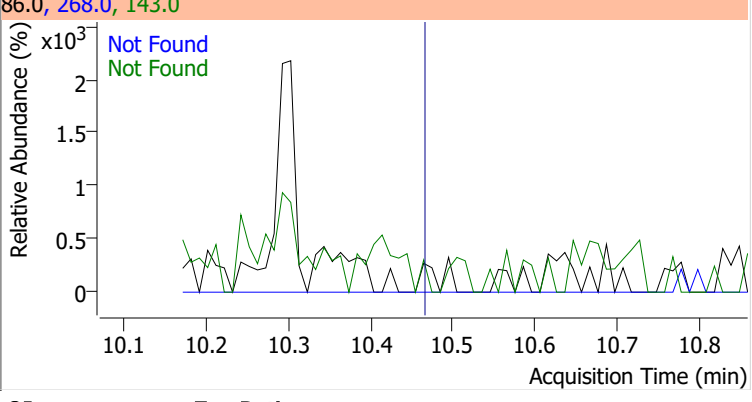
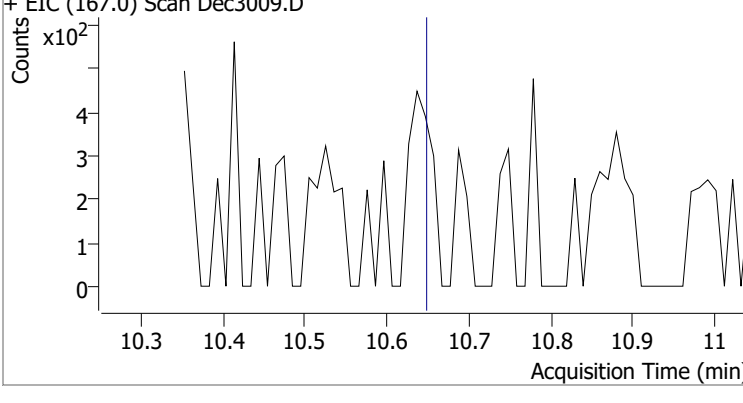
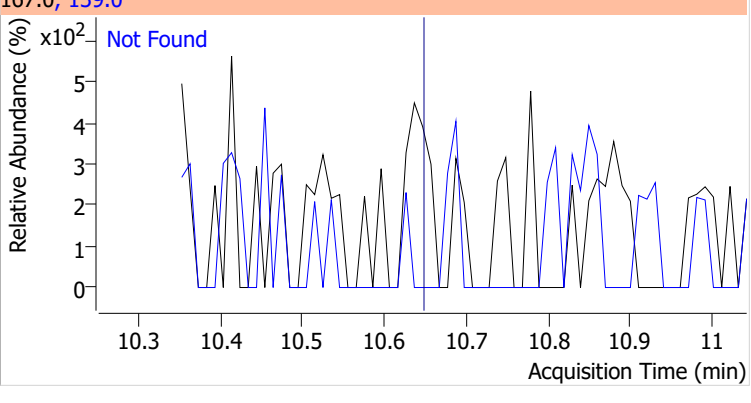
| Compound | Conc. | Exp RT | QIon | Exp Ratio |
|-------------------|-------|--------|-------|-----------|
| Hexachlorobenzene | N.D. | 9.84 | 142.0 | 64.6 |



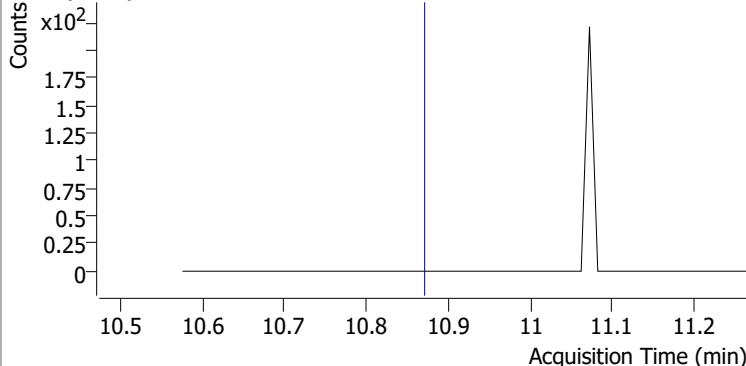
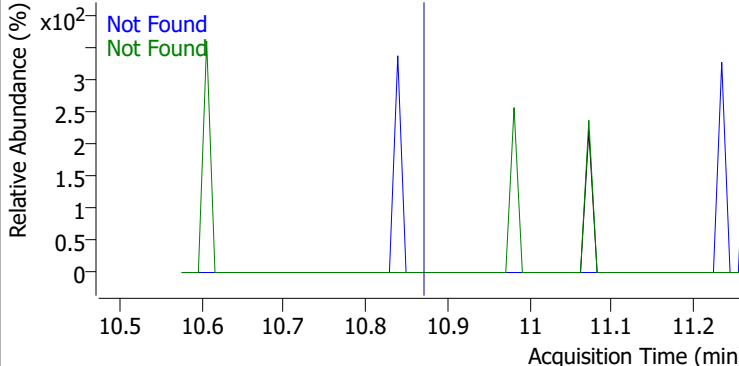
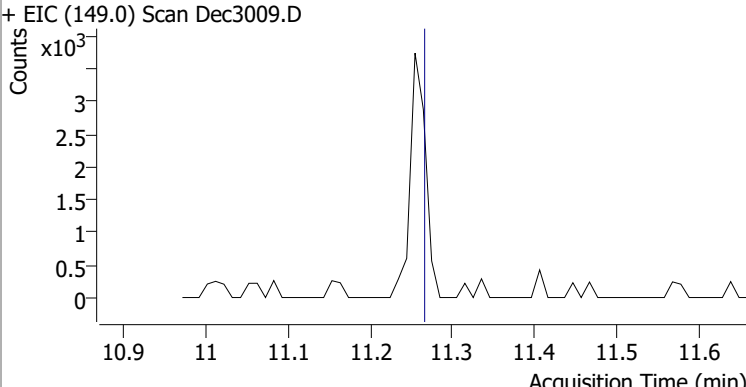
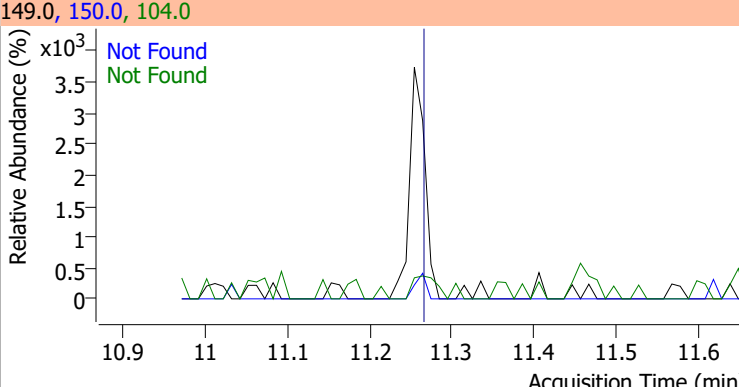
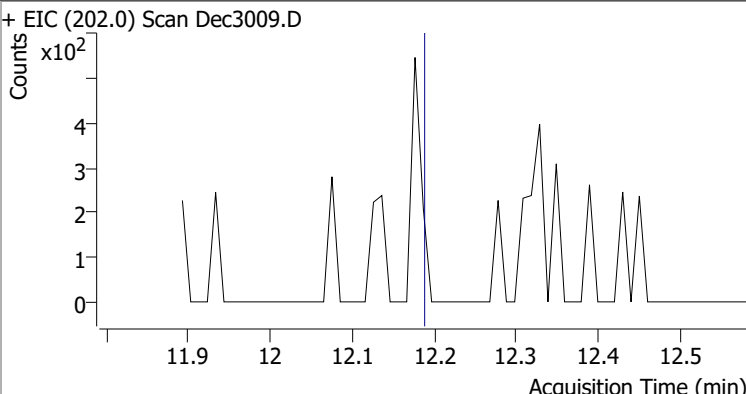
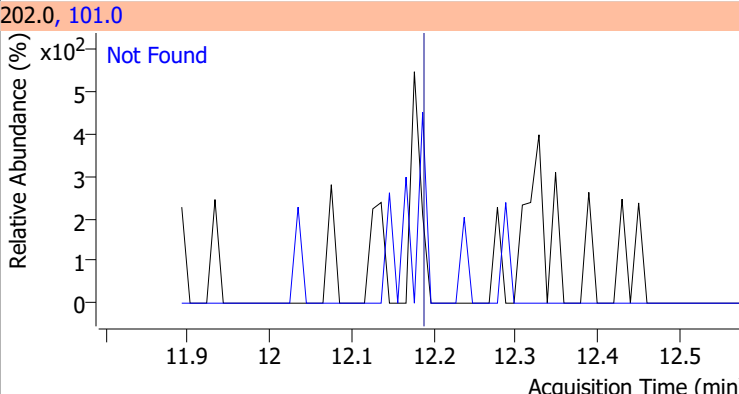
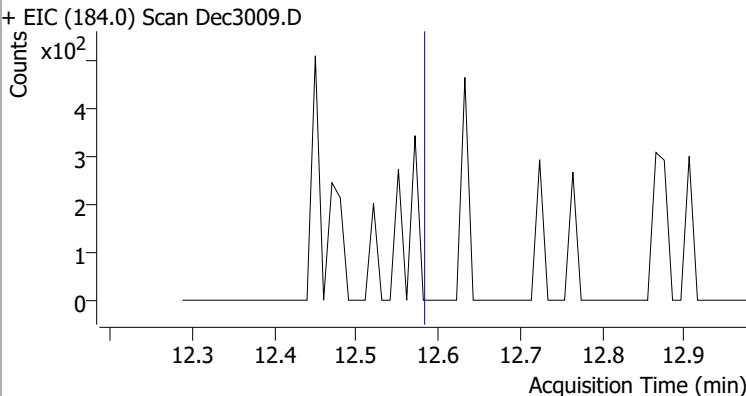
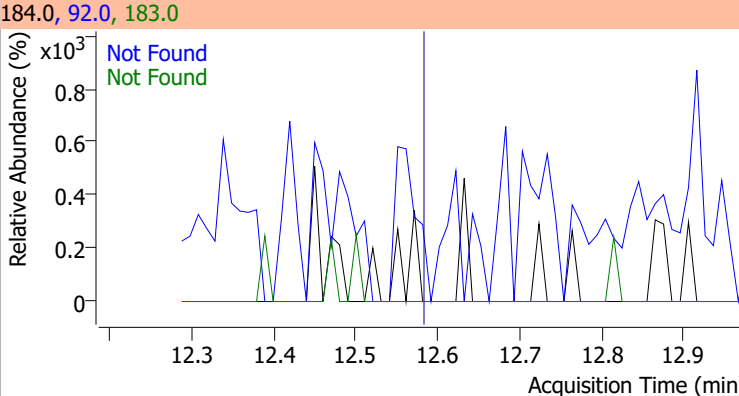
| Compound | Conc. | Exp RT | QIon | Exp Ratio | QIon | Exp Ratio |
|-------------------|-------|--------|-------|-----------|-------|-----------|
| Pentachlorophenol | N.D. | 10.10 | 263.9 | 62.0 | 267.9 | 61.9 |



Quantitation Results Report (QT Reviewed)

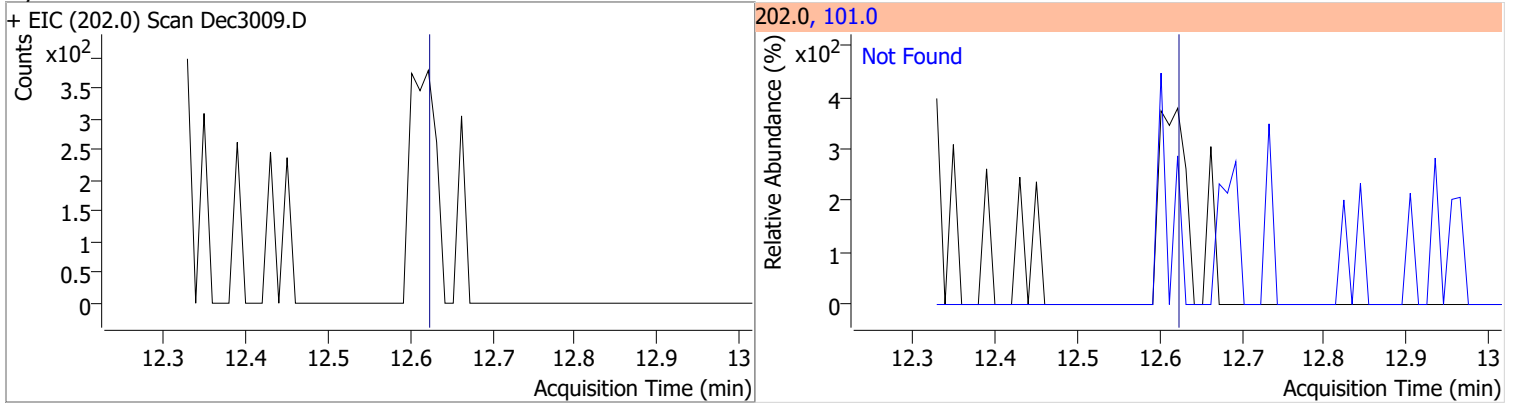
| Compound | Conc. | Exp RT | QIon | Exp Ratio | | |
|--|--|--------|--------------------|-----------|------|-----------|
| Phenanthrene | N.D. | 10.33 | 176.0 | 19.7 | | |
| + EIC (178.0) Scan Dec3009.D | | | 178.0, 176.0 | | | |
|  |  | | | | | |
| Anthracene | N.D. | 10.39 | 176.0 | 18.3 | | |
| + EIC (178.0) Scan Dec3009.D | | | 178.0, 176.0 | | | |
|  |  | | | | | |
| Triallate | N.D. | 10.46 | 143.0 | 22.0 | QIon | Exp Ratio |
| + EIC (86.0) Scan Dec3009.D | | | 86.0, 268.0, 143.0 | | | |
|  |  | | | | | |
| Carbazole | N.D. | 10.65 | 139.0 | 13.0 | | |
| + EIC (167.0) Scan Dec3009.D | | | 167.0, 139.0 | | | |
|  |  | | | | | |

Quantitation Results Report (QT Reviewed)

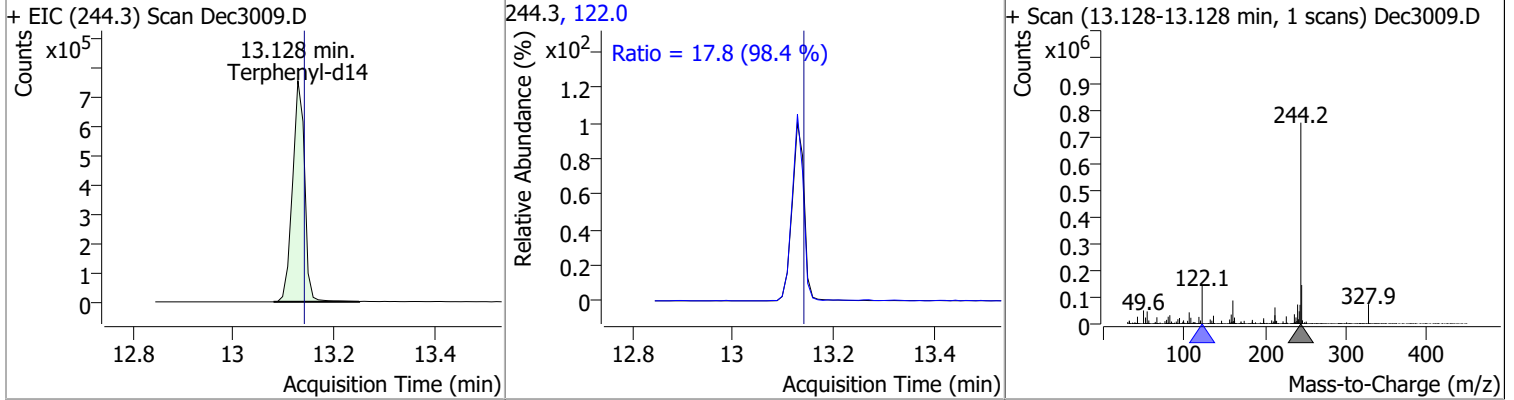
| Compound | Conc. | Exp RT | QIon | Exp Ratio | QIon | Exp Ratio |
|--|-------|--------|--|-----------|-------|-----------|
| o-Terphenyl | N.D. | 10.87 | 229.0 | 67.7 | 215.0 | 38.2 |
| + EIC (230.0) Scan Dec3009.D | | | 230.0, 229.0, 215.0 | | | |
|  | | |  | | | |
| Di-n-Butylphthalate | N.D. | 11.26 | 150.0 | 9.1 | 104.0 | 6.2 |
| + EIC (149.0) Scan Dec3009.D | | | 149.0, 150.0, 104.0 | | | |
|  | | |  | | | |
| Fluoranthene | N.D. | 12.19 | 101.0 | 15.0 | | |
| + EIC (202.0) Scan Dec3009.D | | | 202.0, 101.0 | | | |
|  | | |  | | | |
| Benzidine | N.D. | 12.58 | 183.0 | 11.5 | 92.0 | 9.0 |
| + EIC (184.0) Scan Dec3009.D | | | 184.0, 92.0, 183.0 | | | |
|  | | |  | | | |

Quantitation Results Report (QT Reviewed)

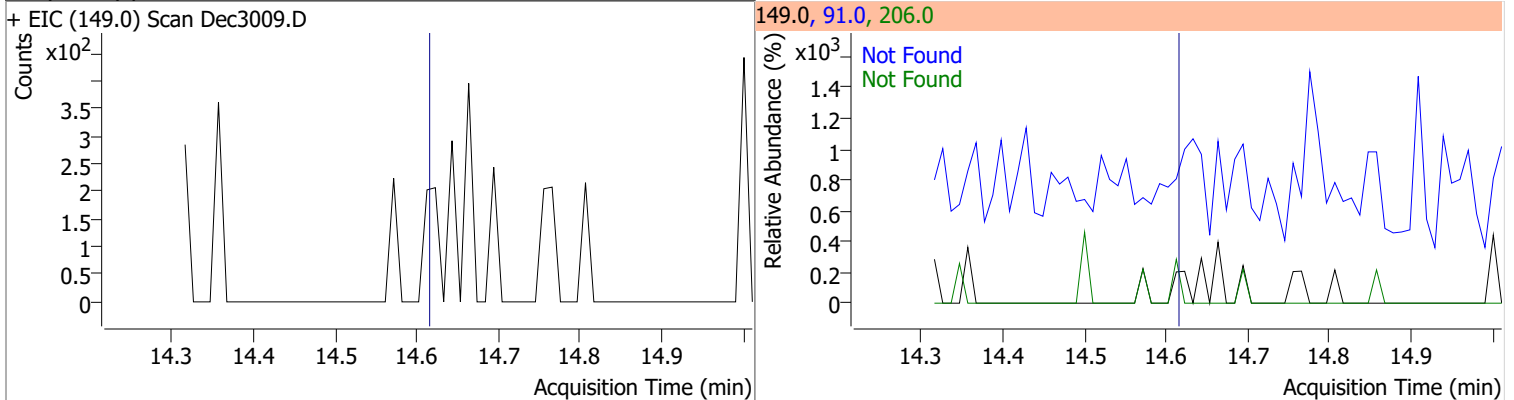
| Compound | Conc. | Exp RT | QIon | Exp Ratio |
|----------|-------|--------|-------|-----------|
| Pyrene | N.D. | 12.62 | 101.0 | 18.5 |



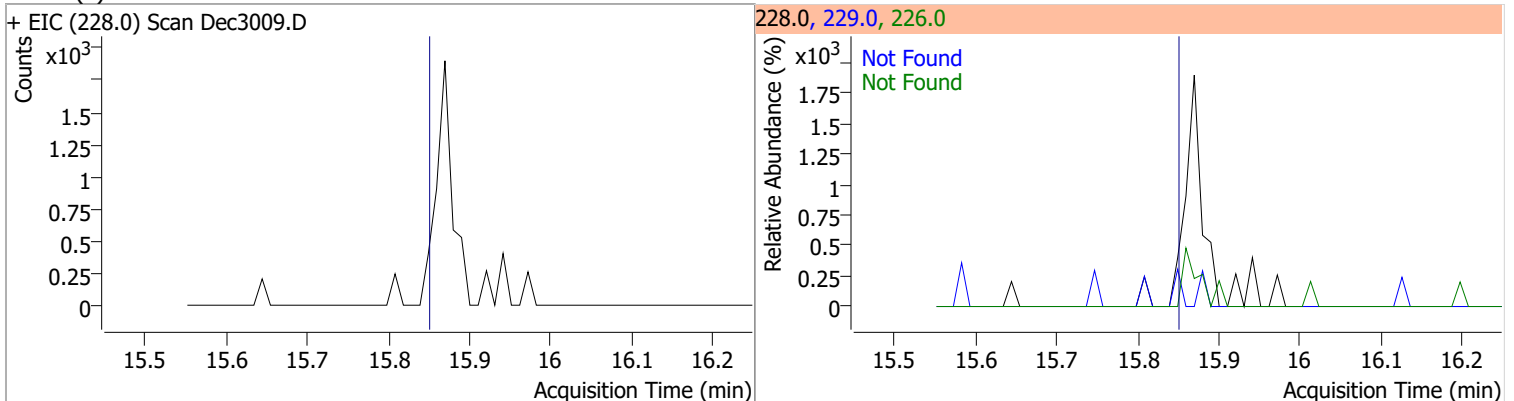
| Compound | Conc. | RT | Dev(Min) | Resp. | QIon | QRatio | Lower | Upper |
|---------------|---------|-------|----------|---------|-------|--------|-------|-------|
| Terphenyl-d14 | 90.0951 | 13.13 | -0.01 | 1258889 | 122.0 | 17.8 | 12.7 | 23.5 |



| Compound | Conc. | Exp RT | QIon | Exp Ratio | QIon | Exp Ratio |
|----------------------|-------|--------|------|-----------|-------|-----------|
| Butylbenzylphthalate | N.D. | 14.63 | 91.0 | 94.6 | 206.0 | 14.9 |

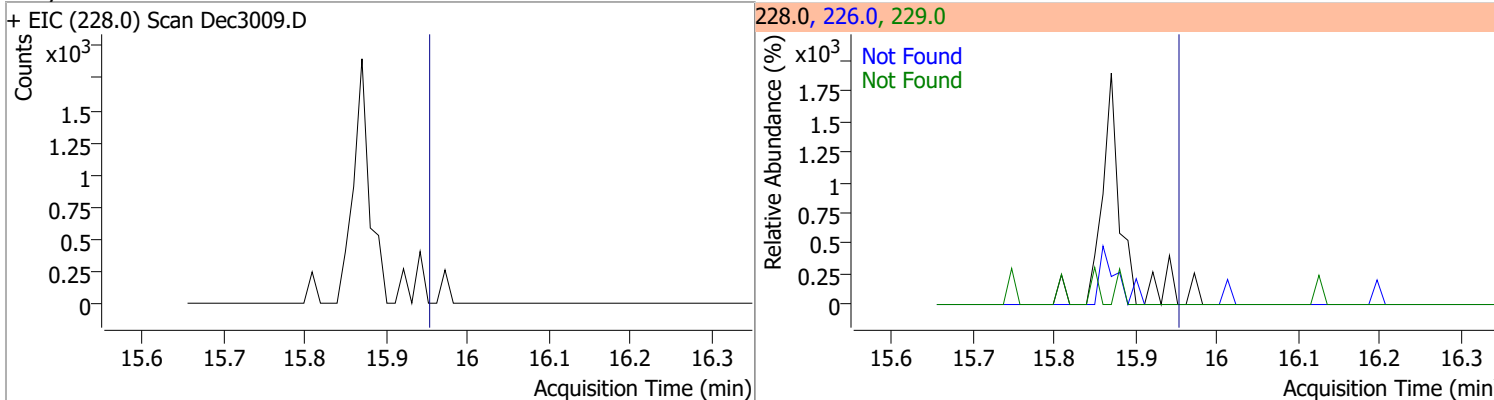


| Compound | Conc. | Exp RT | QIon | Exp Ratio | QIon | Exp Ratio |
|--------------------|-------|--------|-------|-----------|-------|-----------|
| Benzo(a)Anthracene | N.D. | 15.87 | 226.0 | 26.7 | 229.0 | 21.3 |

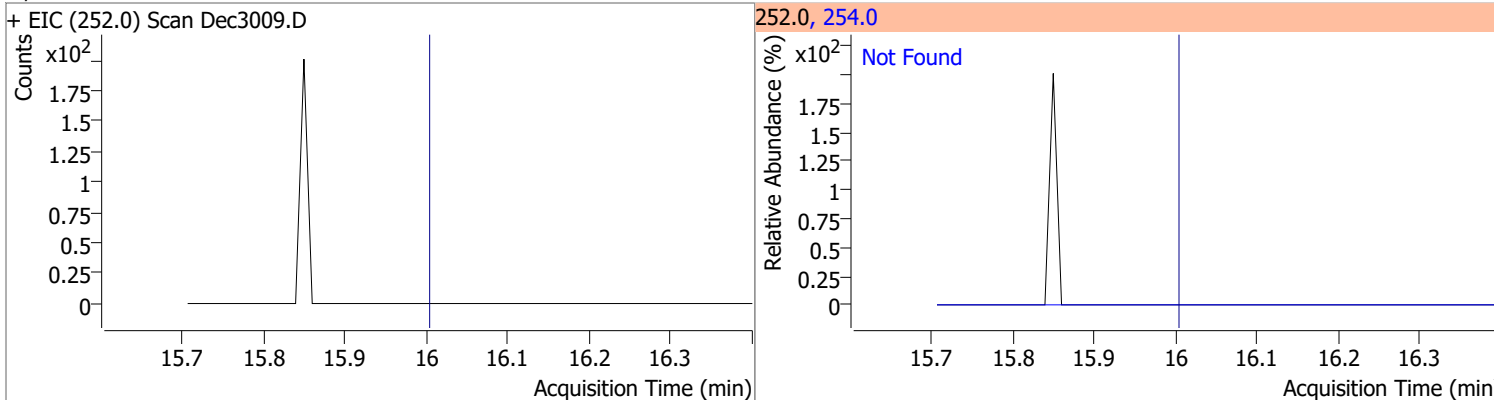


Quantitation Results Report (QT Reviewed)

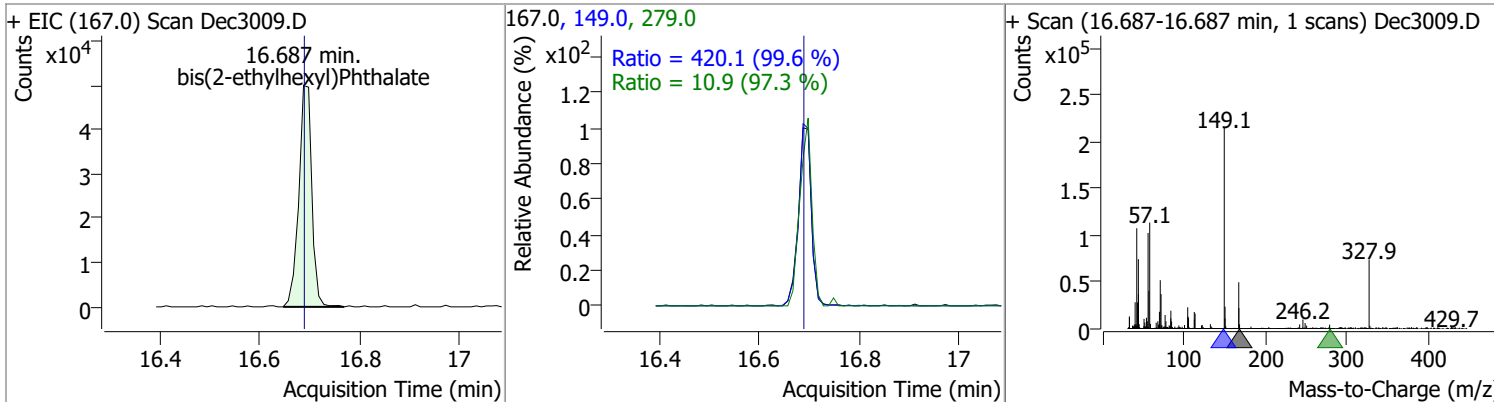
| Compound | Conc. | Exp RT | QIon | Exp Ratio | QIon | Exp Ratio |
|----------|-------|--------|-------|-----------|-------|-----------|
| Chrysene | N.D. | 15.97 | 226.0 | 30.6 | 229.0 | 20.9 |



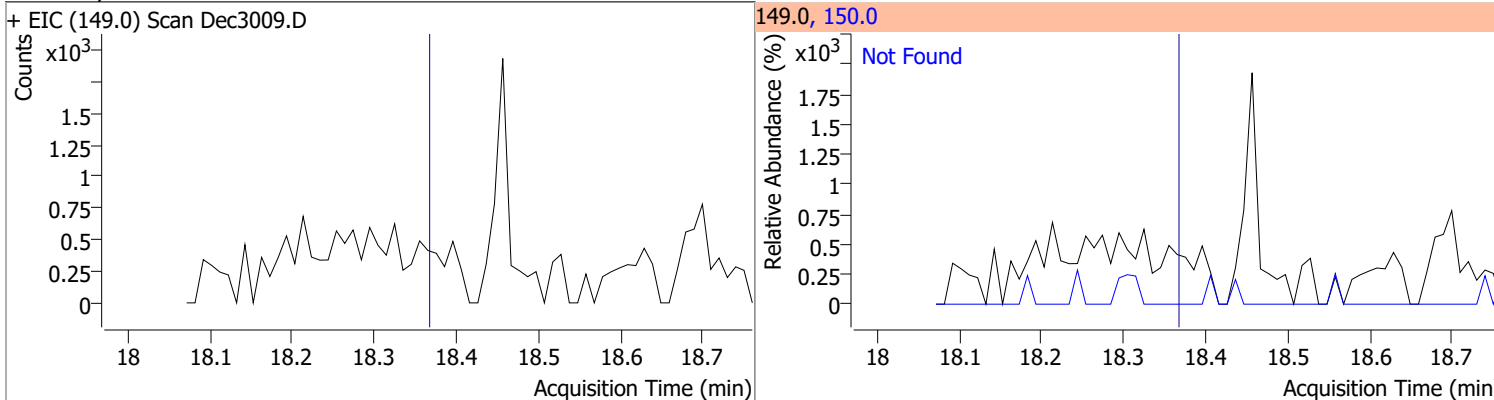
| Compound | Conc. | Exp RT | QIon | Exp Ratio |
|-----------------------|-------|--------|-------|-----------|
| 3,3-Dichlorobenzidine | N.D. | 16.02 | 254.0 | 62.0 |



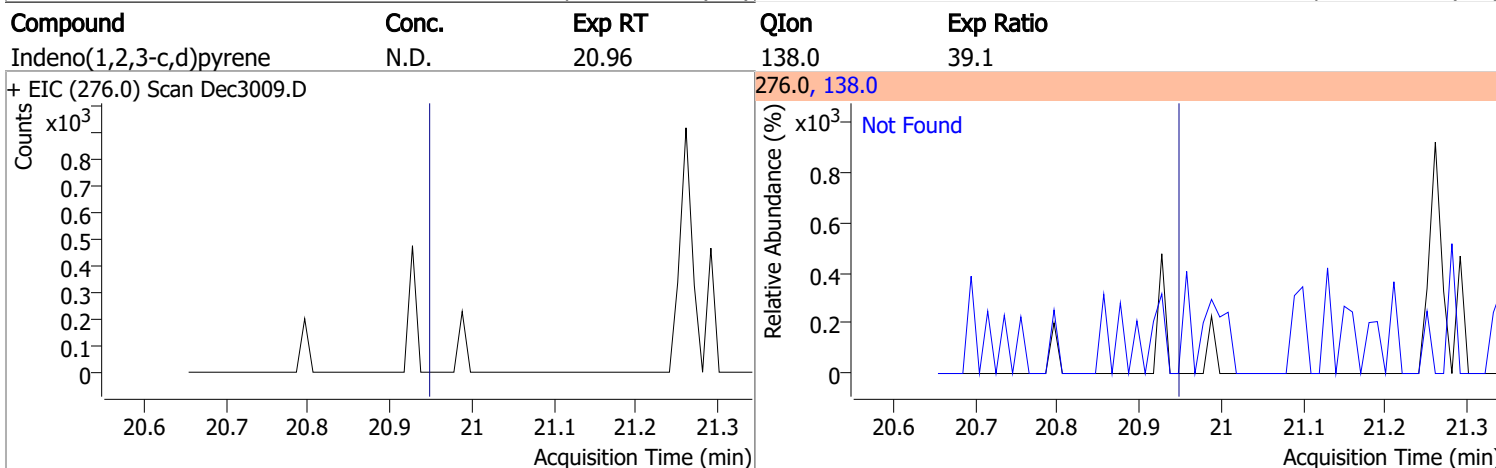
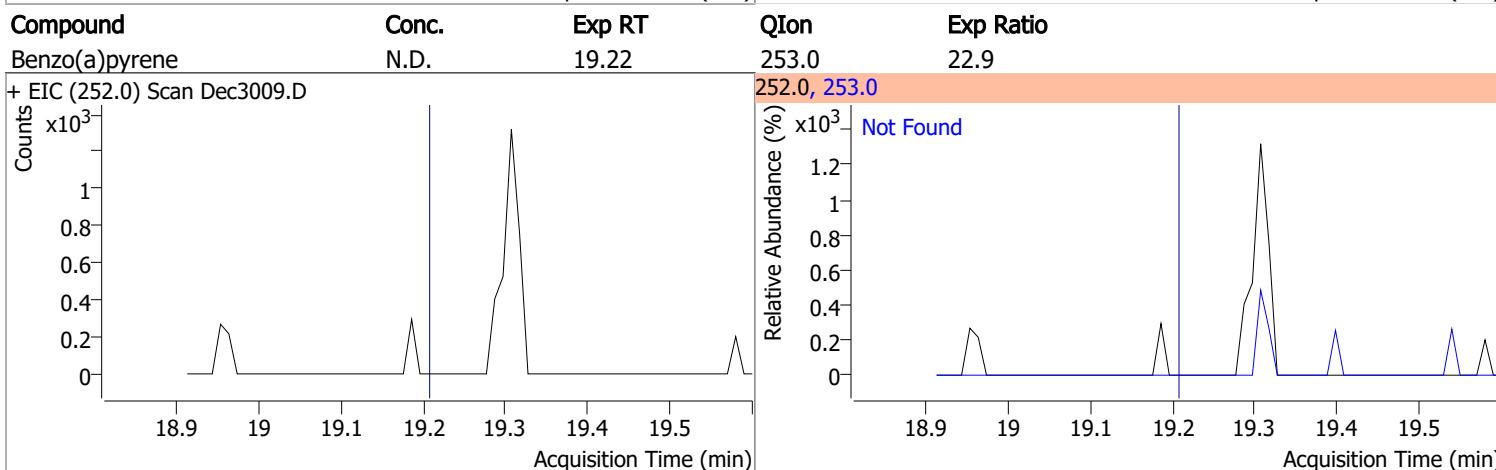
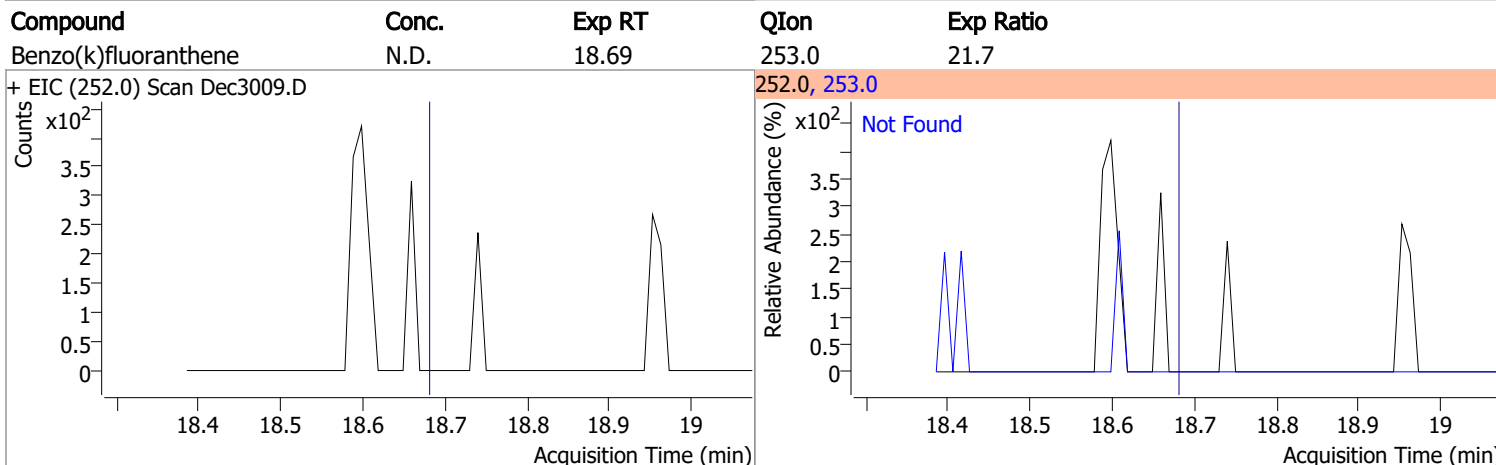
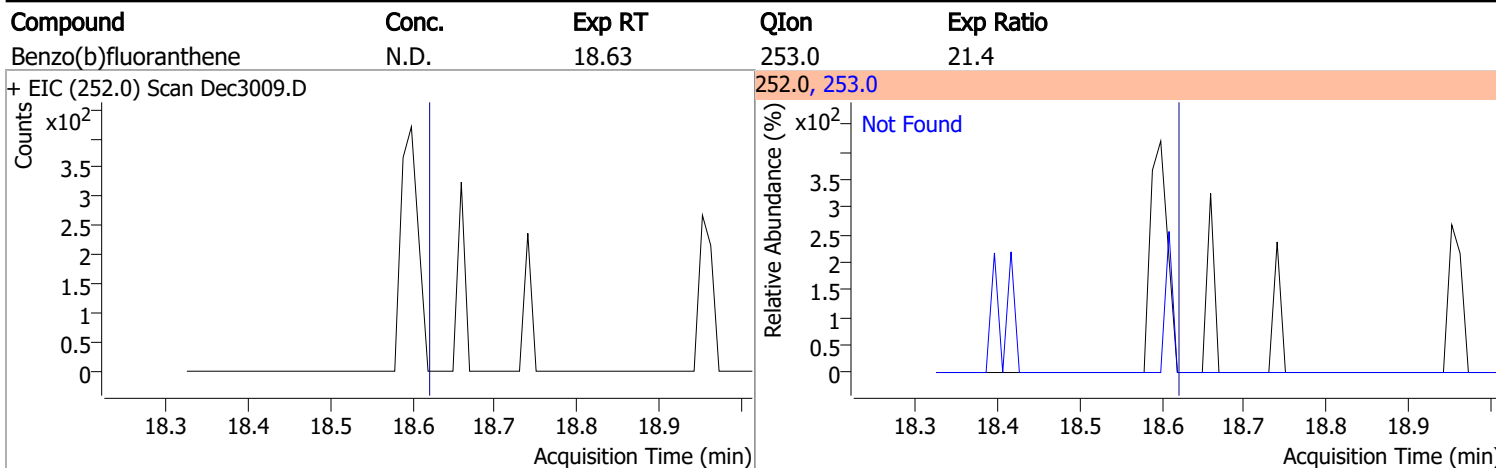
| Compound | Conc. | RT | Dev(Min) | Resp. | QIon | QRatio | Lower | Upper |
|----------------------------|---------|-------|----------|-------|-------|--------|-------|-------|
| bis(2-ethylhexyl)Phthalate | 54.6924 | 16.69 | -0.02 | 91095 | 149.0 | 420.1 | 295.1 | 548.1 |
| | | | | | 279.0 | 10.9 | 7.9 | 14.6 |



| Compound | Conc. | Exp RT | QIon | Exp Ratio |
|----------------------|-------|--------|-------|-----------|
| Di-n-octyl Phthalate | N.D. | 18.38 | 150.0 | 9.7 |

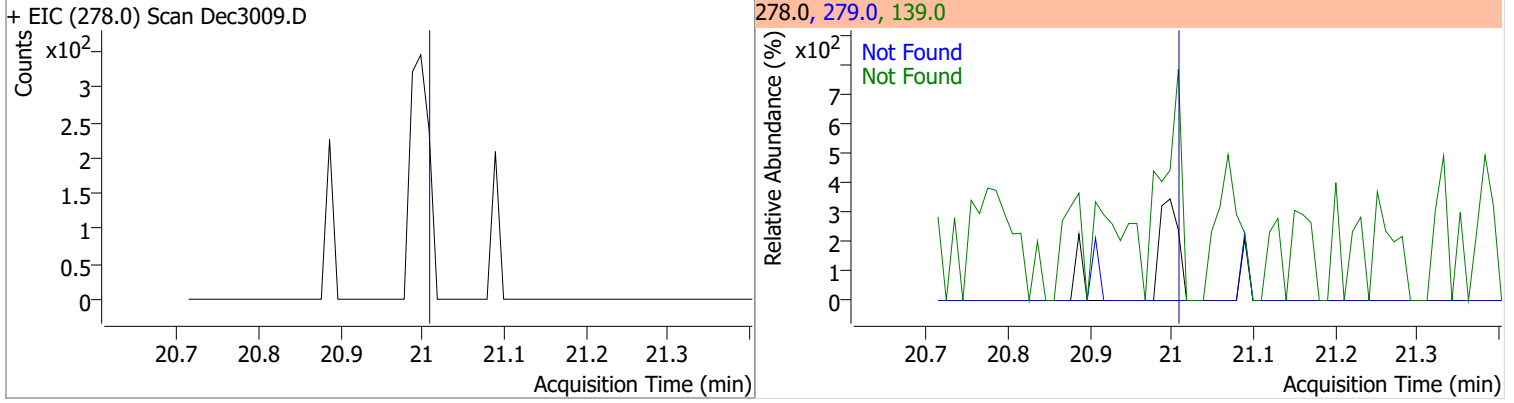


Quantitation Results Report (QT Reviewed)

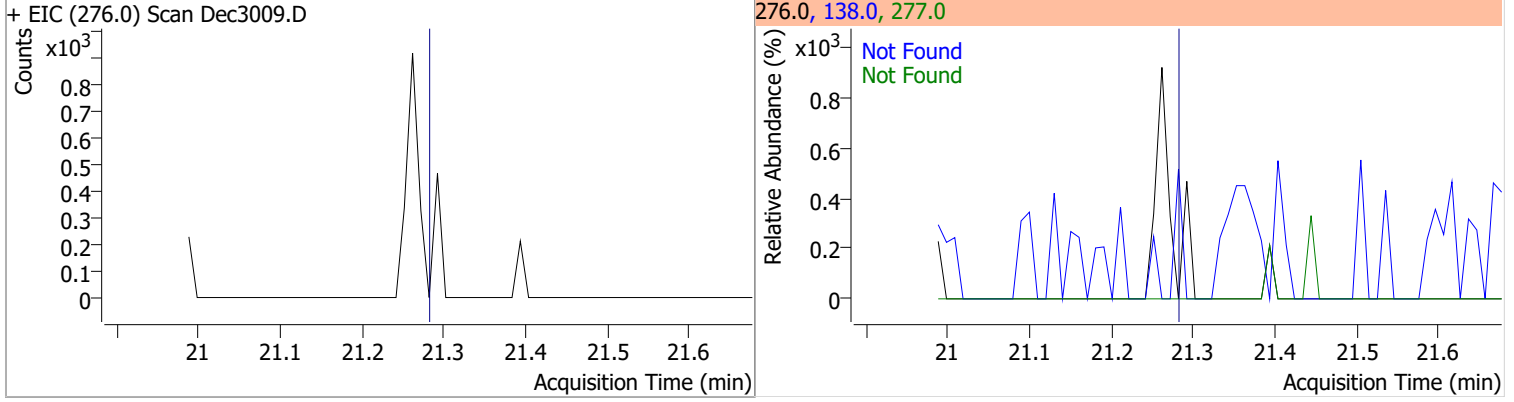


Quantitation Results Report (QT Reviewed)

| Compound | Conc. | Exp RT | QIon | Exp Ratio | QIon | Exp Ratio |
|------------------------|-------|--------|-------|-----------|-------|-----------|
| Dibenzo(a,h)anthracene | N.D. | 21.02 | 139.0 | 30.6 | 279.0 | 24.6 |

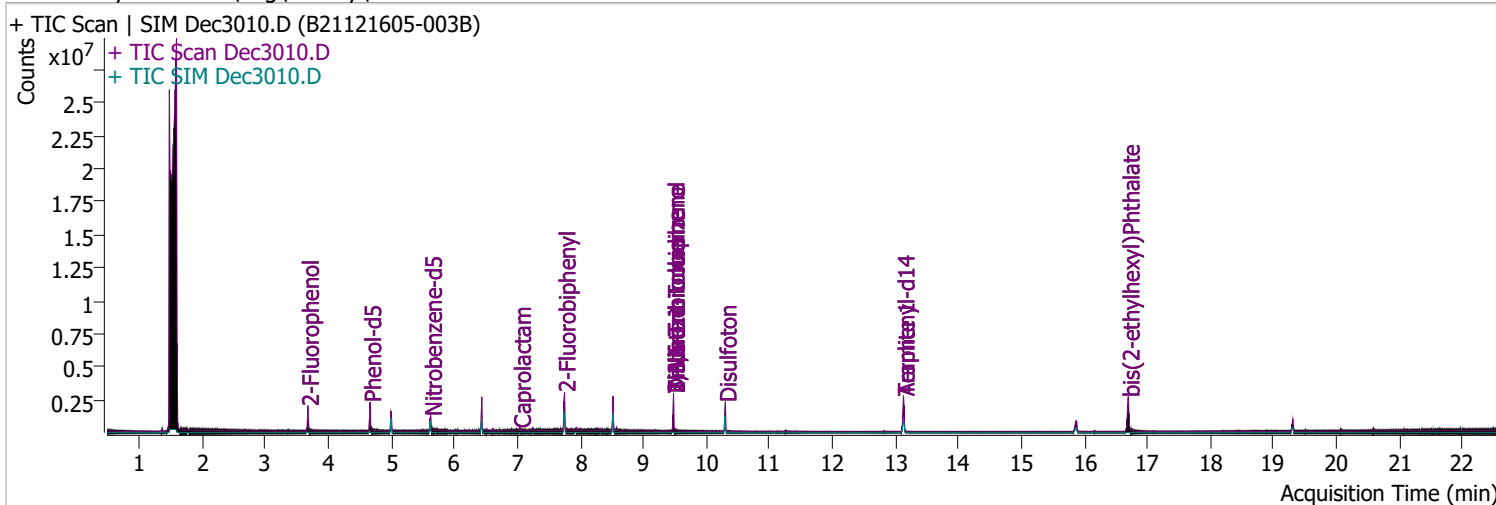


| Compound | Conc. | Exp RT | QIon | Exp Ratio | QIon | Exp Ratio |
|----------------------|-------|--------|-------|-----------|-------|-----------|
| Benzo(g,h,i)perylene | N.D. | 21.29 | 138.0 | 41.5 | 277.0 | 23.8 |



Quantitation Results Report (QT Reviewed)

| | | | |
|----------------|----------------------------|-------------------|------------------------|
| Data File | Dec3010.D | Operator | LIMS import |
| Acq. Method | BNA+SIM.M | Acq. Date-Time | 12/30/2021 5:02:18 PM |
| Sample Name | B21121605-003B | Instrument | Instrument #1 |
| Vial | 10 | Multiplier | 1.00 |
| DA Method File | 122821 bna 1 CAL.batch.bin | Comment | SVOC-8270-W |
| Tune File | dftppdsm.u | Tune Date | 11/24/2021 11:15:00 AM |
| Batch Name | 123021 bna 1.batch.bin | Last Calib Update | 1/3/2022 10:10:10 AM |
| Ref Library | D:\Org\Library\NIST129K.I | | |



| Compound | RT | QIon | Resp. | Conc. | Units | Dev(Min) |
|----------|----|------|-------|-------|-------|----------|
|----------|----|------|-------|-------|-------|----------|

Internal Standards

System Monitoring Compounds

| | | | | | | |
|------------------------|----------------------|-------|---------|-------------------|------|--------|
| S 2-Fluorophenol | 3.674 | 112.0 | 510685 | 71.8987 | µg/L | -0.031 |
| Spiked Amount: 200.000 | Range: 10.0 - 75.0% | | | Recovery = 35.95% | | |
| S Phenol-d5 | 4.664 | 99.0 | 665771 | 63.6487 | µg/L | -0.021 |
| Spiked Amount: 200.000 | Range: 10.0 - 65.0% | | | Recovery = 31.82% | | |
| S Nitrobenzene-d5 | 5.624 | 82.0 | 292783 | 57.1420 | µg/L | 0.000 |
| Spiked Amount: 100.000 | Range: 32.0 - 94.0% | | | Recovery = 57.14% | | |
| S 2-Fluorobiphenyl | 7.748 | 172.0 | 1061913 | 62.1237 | µg/L | 0.000 |
| Spiked Amount: 100.000 | Range: 28.0 - 107.0% | | | Recovery = 62.12% | | |
| S 2,4,6-Tribromophenol | 9.479 | 329.8 | 168051 | 197.5326 | µg/L | 0.000 |
| Spiked Amount: 200.000 | Range: 25.0 - 140.0% | | | Recovery = 98.77% | | |
| S Terphenyl-d14 | 13.128 | 244.3 | 1301799 | 97.8230 | µg/L | -0.010 |
| Spiked Amount: 100.000 | Range: 32.0 - 122.0% | | | Recovery = 97.82% | | |

Target Compounds

| Compound | RT | QIon | Resp. | Conc. | Units | Dev(Min) | QValue |
|-------------------------------|-------|------|-------|-------|-------|----------|--------|
| T N-Nitrosodimethylamine | 0.000 | | 0 | N.D. | | | |
| T Pyridine | 0.000 | | 0 | N.D. | | | |
| T Aniline | 0.000 | | 0 | N.D. | | | |
| T Phenol | 0.000 | | 0 | N.D. | | | |
| T bis(-2-Chloroethyl)Ether | 0.000 | | 0 | N.D. | | | |
| T 2-Chlorophenol | 0.000 | | 0 | N.D. | | | |
| T 1,3-Dichlorobenzene | 0.000 | | 0 | N.D. | | | |
| T 1,4-Dichlorobenzene | 0.000 | | 0 | N.D. | | | |
| T 1,2-Dichlorobenzene | 0.000 | | 0 | N.D. | | | |
| T Benzyl Alcohol | 0.000 | | 0 | N.D. | | | |
| T bis(2-chloroisopropyl)Ether | 0.000 | | 0 | N.D. | | | |
| T 2-Methylphenol | 0.000 | | 0 | N.D. | | | |
| T N-nitroso-Di-n-propylamine | 5.624 | 70.0 | 0 | | µg/L | md | 1 |
| T 4Methylphenol/3Methylphenol | 0.000 | | 0 | N.D. | | | |
| T Hexachloroethane | 0.000 | | 0 | N.D. | | | |

Quantitation Results Report (QT Reviewed)

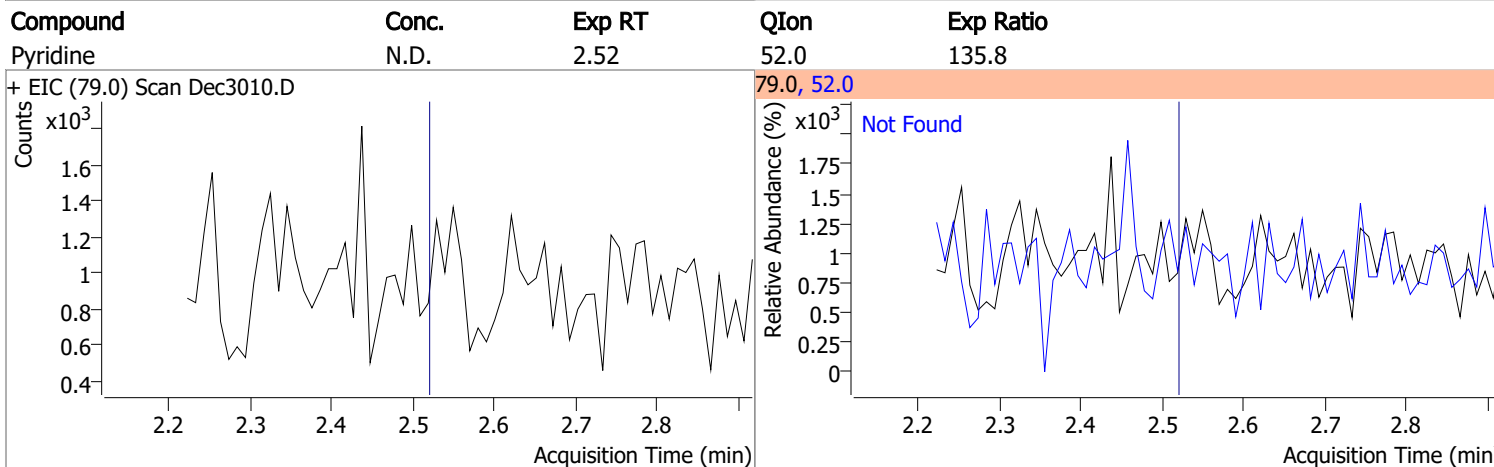
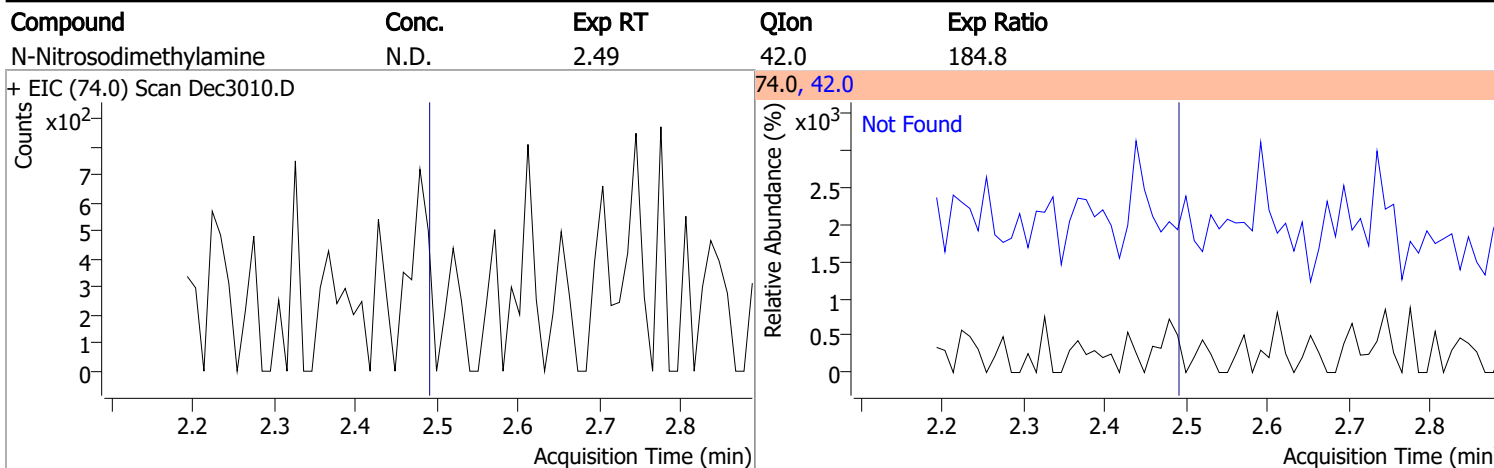
| Compound | RT | QIon | Resp. | Conc. | Units | Dev(Min) |
|-------------------------------|--------|-------|--------|----------|------------|----------|
| T Nitrobenzene | 0.000 | | 0 | N.D. | | |
| T Isophorone | 0.000 | | 0 | N.D. | | |
| T 2-Nitrophenol | 0.000 | | 0 | N.D. | | |
| T 2,4-Dimethylphenol | 0.000 | | 0 | N.D. | | |
| T bis(-2-Chloroethoxy)Methane | 0.000 | | 0 | N.D. | | |
| T Benzoic Acid | 6.434 | 105.0 | 0 | | µg/L md | 1 |
| T 2,4-Dichlorophenol | 0.000 | | 0 | N.D. | | |
| T 1,2,4-Trichlorobenzene | 0.000 | | 0 | N.D. | | |
| T Naphthalene | 0.000 | | 0 | N.D. | | |
| T 4-Chlorophenol | 0.000 | | 0 | N.D. | | |
| T p-Chloroaniline | 0.000 | | 0 | N.D. | | |
| T Hexachlorobutadiene | 0.000 | | 0 | N.D. | | |
| T 4-Chloro-2-Methylphenol | 0.000 | | 0 | N.D. | | |
| T 4-Chloro-3-Methylphenol | 0.000 | | 0 | N.D. | | |
| T 2-Methylnaphthalene | 0.000 | | 0 | N.D. | | |
| T 1-Methylnaphthalene | 0.000 | | 0 | N.D. | | |
| T Hexachlorocyclopentadiene | 0.000 | | 0 | N.D. | | |
| T 2,4,6-Trichlorophenol | 0.000 | | 0 | N.D. | | |
| T 2,4,5-Trichlorophenol | 0.000 | | 0 | N.D. | | |
| T 2-Chloronaphthalene | 0.000 | | 0 | N.D. | | |
| T 2-Nitroaniline | 0.000 | | 0 | N.D. | | |
| T Dimethyl Phthalate | 8.517 | 163.0 | 0 | | µg/L md | 1 |
| T 2,6-Dinitrotoluene | 8.517 | 165.0 | 0 | | µg/L md | 1 |
| T Acenaphthylene | 0.000 | | 0 | N.D. | | |
| T 3-Nitroaniline | 0.000 | | 0 | N.D. | | |
| T Acenaphthene | 0.000 | | 0 | N.D. | | |
| T 2,4-Dinitrophenol | 0.000 | | 0 | N.D. | | |
| T Dibenzofuran | 0.000 | | 0 | N.D. | | |
| T 4-Nitrophenol | 0.000 | | 0 | N.D. | | |
| T 2,4-Dinitrotoluene | 0.000 | | 0 | N.D. | | |
| T Diethylphthalate | 0.000 | | 0 | N.D. | | |
| T Fluorene | 0.000 | | 0 | N.D. | | |
| T 4-Chlorophenyl-phenylether | 0.000 | | 0 | N.D. | | |
| T 4-Nitroaniline | 0.000 | | 0 | N.D. | | |
| T 4,6-Dinitro-2-methylphenol | 0.000 | | 0 | N.D. | | |
| T N-nitrosodiphenylamine | 0.000 | | 0 | N.D. | | |
| T Azobenzene | 0.000 | | 0 | N.D. | | |
| T 4-Bromophenyl-phenylether | 0.000 | | 0 | N.D. | | |
| T Hexachlorobenzene | 0.000 | | 0 | N.D. | | |
| T Pentachlorophenol | 0.000 | | 0 | N.D. | | |
| T Phenanthrene | 0.000 | | 0 | N.D. | | |
| T Anthracene | 0.000 | | 0 | N.D. | | |
| T Triallate | 0.000 | | 0 | N.D. | | |
| T Carbazole | 0.000 | | 0 | N.D. | | |
| T o-Terphenyl | 0.000 | | 0 | N.D. | | |
| T Di-n-Butylphthalate | 0.000 | | 0 | N.D. | | |
| T Fluoranthene | 0.000 | | 0 | N.D. | | |
| T Benzidine | 0.000 | | 0 | N.D. | | |
| T Pyrene | 0.000 | | 0 | N.D. | | |
| T Butylbenzylphthalate | 0.000 | | 0 | N.D. | | |
| T Benzo(a)Anthracene | 0.000 | | 0 | N.D. | | |
| T Chrysene | 0.000 | | 0 | N.D. | | |
| T 3,3-Dichlorobenzidine | 0.000 | | 0 | N.D. | | |
| T bis(2-ethylhexyl)Phthalate | 16.697 | 167.0 | 227230 | 119.3480 | µg/L | 92 |
| T Di-n-octyl Phthalate | 0.000 | | 0 | N.D. | | |

Quantitation Results Report (QT Reviewed)

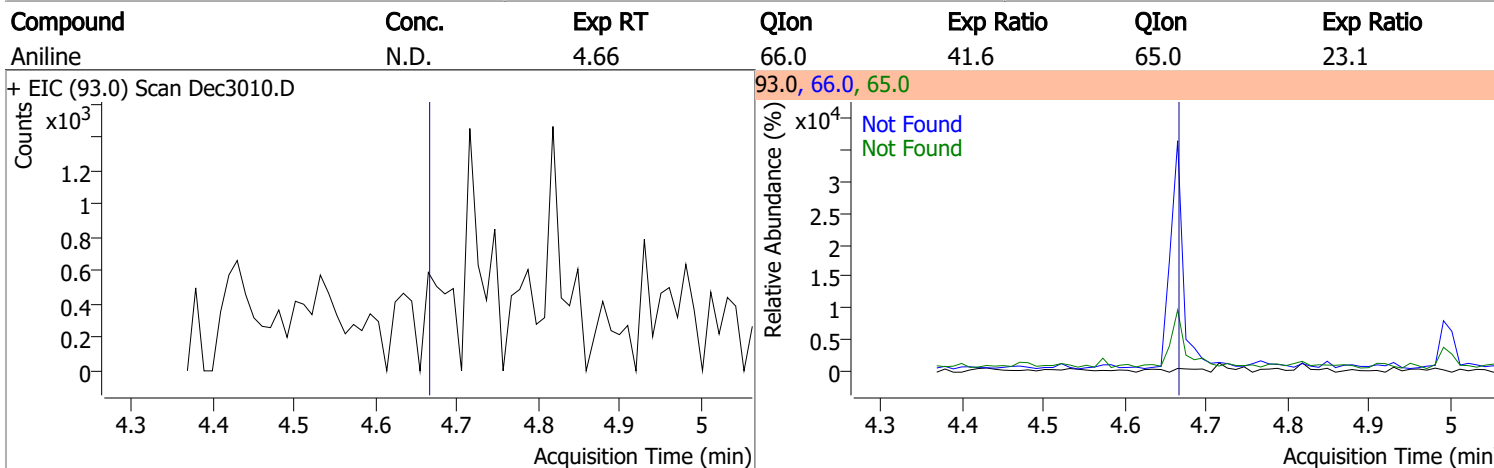
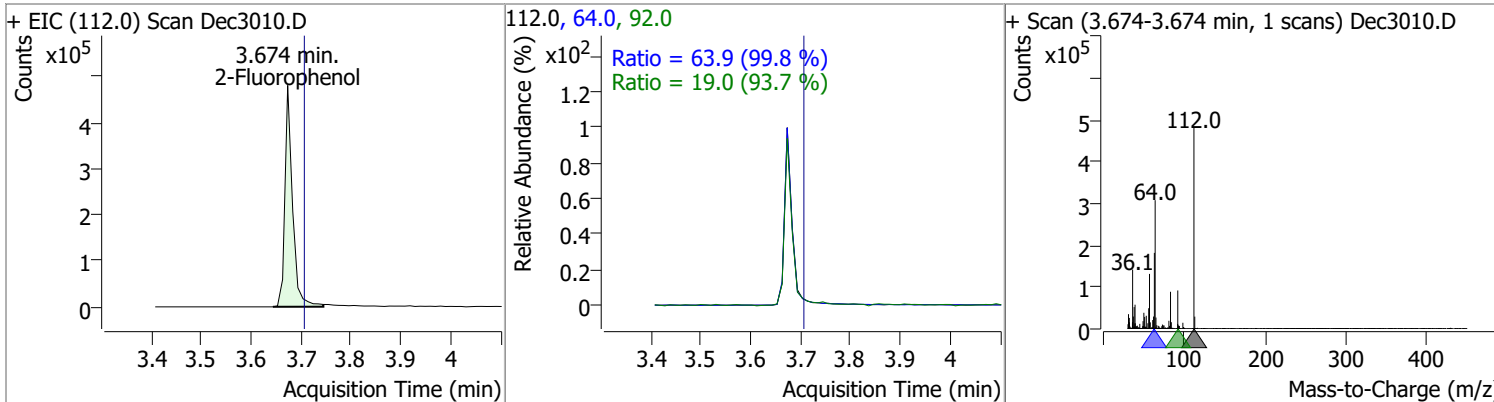
| Compound | RT | QIon | Resp. | Conc. | Units | Dev(Min) |
|---------------------------|-------|------|-------|-------|-------|----------|
| T Benzo(b)fluoranthene | 0.000 | | 0 | N.D. | | |
| T Benzo(k)fluoranthene | 0.000 | | 0 | N.D. | | |
| T Benzo(a)pyrene | 0.000 | | 0 | N.D. | | |
| T Indeno(1,2,3-c,d)pyrene | 0.000 | | 0 | N.D. | | |
| T Dibenzo(a,h)anthracene | 0.000 | | 0 | N.D. | | |
| T Benzo(g,h,i)perylene | 0.000 | | 0 | N.D. | | |

(#) = Qualifier Out of Range; (m) = Manual Integration; (+) = Area Summed; (*) = Surrogate Percent Recovery Out of Range; (d): Zeroed Peak

Quantitation Results Report (QT Reviewed)

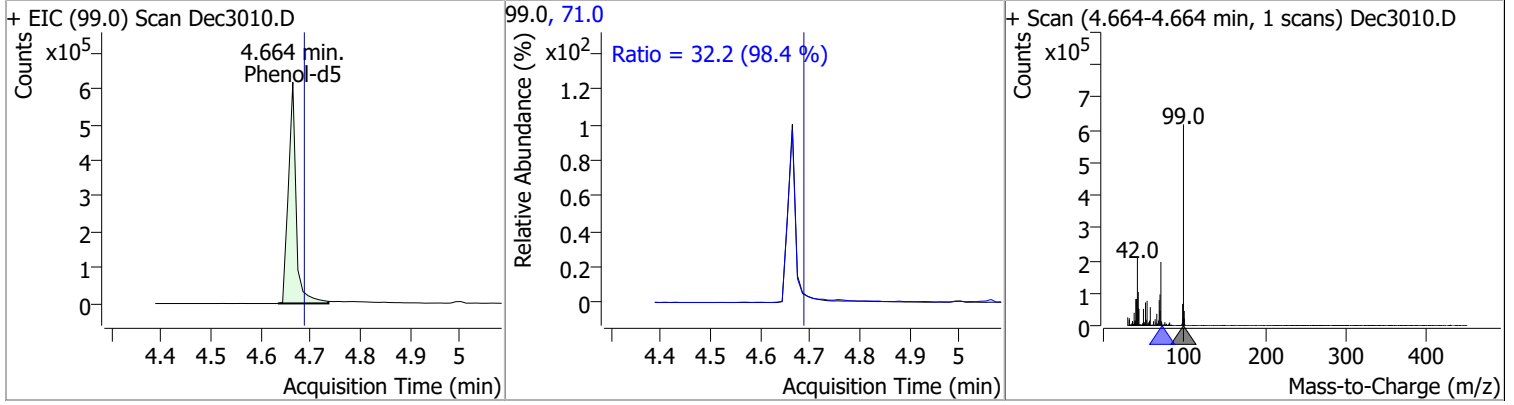


| Compound | Conc. | RT | Dev(Min) | Resp. | QIon | QRatio | Lower | Upper |
|----------------|---------|------|----------|--------|------|--------|-------|-------|
| 2-Fluorophenol | 71.8987 | 3.67 | -0.03 | 510685 | 64.0 | 63.9 | 44.8 | 83.2 |
| | | | | | 92.0 | 19.0 | 14.2 | 26.4 |

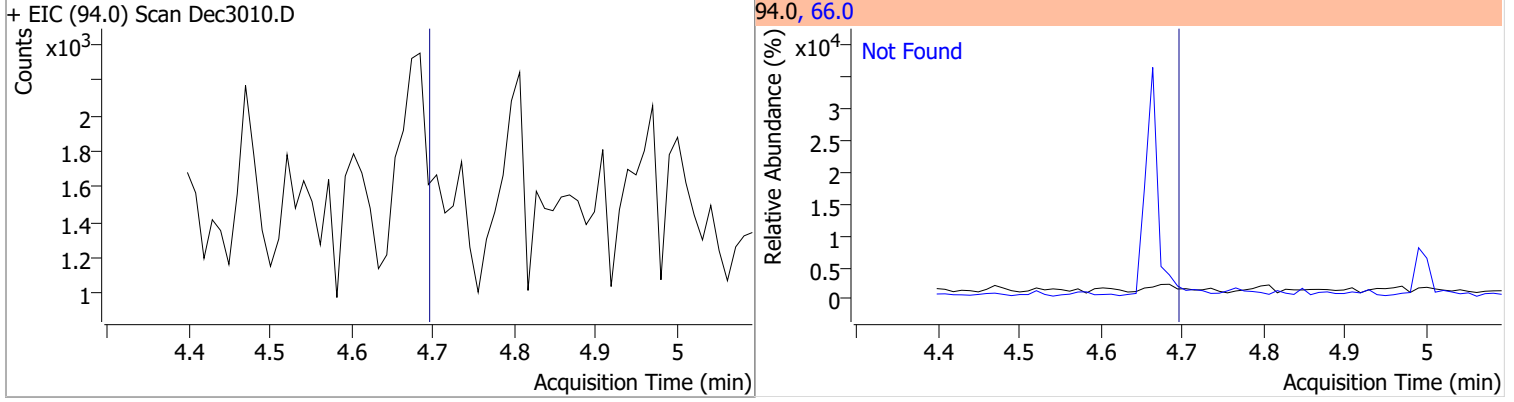


Quantitation Results Report (QT Reviewed)

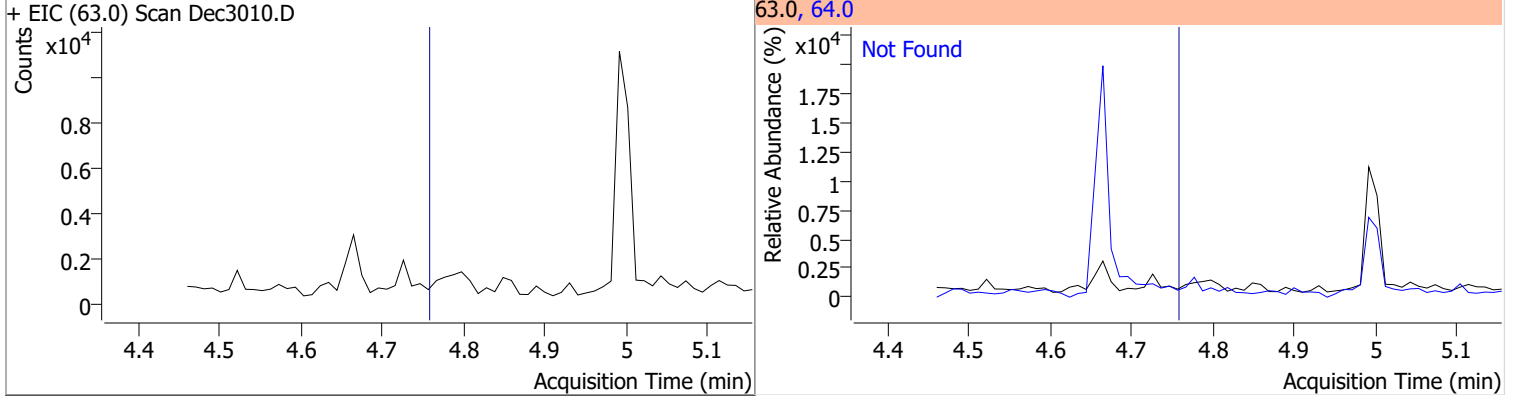
| Compound | Conc. | RT | Dev(Min) | Resp. | QIon | QRatio | Lower | Upper |
|-----------|---------|------|----------|--------|------|--------|-------|-------|
| Phenol-d5 | 63.6487 | 4.66 | -0.02 | 665771 | 71.0 | 32.2 | 22.9 | 42.5 |



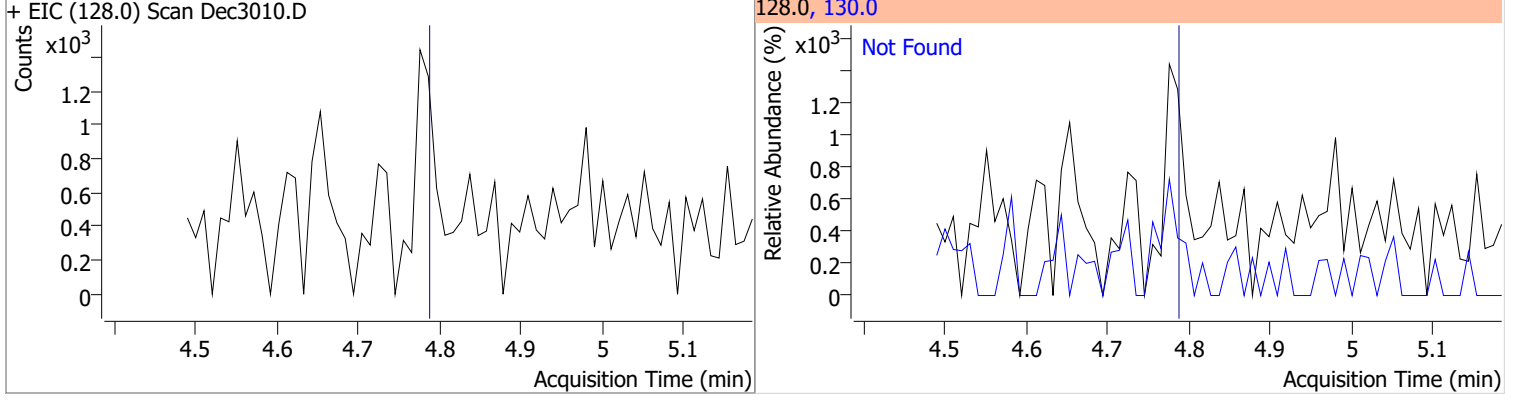
| Compound | Conc. | Exp RT | QIon | Exp Ratio |
|----------|-------|--------|------|-----------|
| Phenol | N.D. | 4.69 | 66.0 | 40.8 |



| Compound | Conc. | Exp RT | QIon | Exp Ratio |
|--------------------------|-------|--------|------|-----------|
| bis(-2-Chloroethyl)Ether | N.D. | 4.76 | 64.0 | 2.8 |

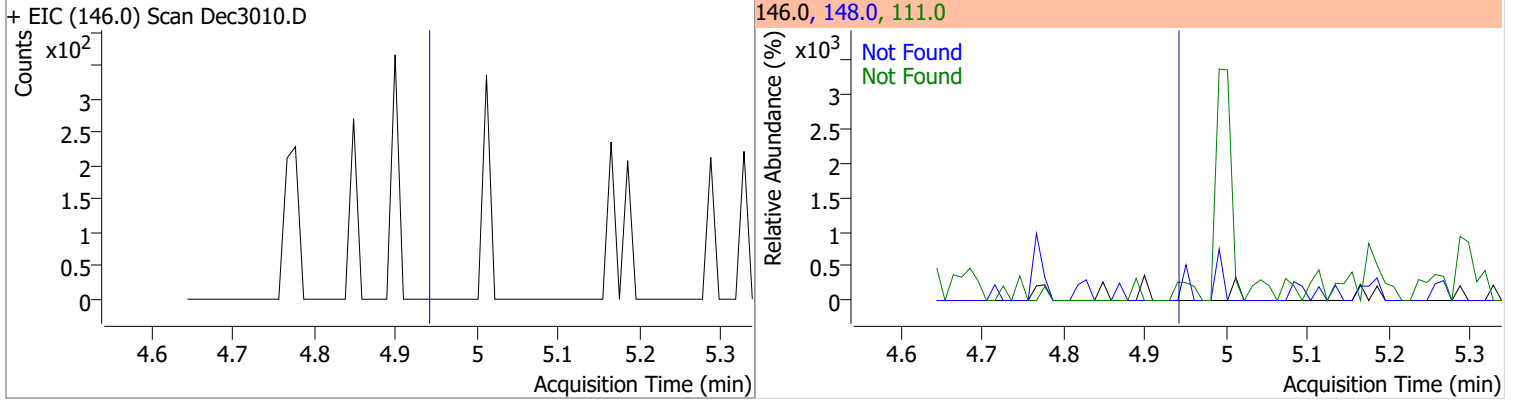


| Compound | Conc. | Exp RT | QIon | Exp Ratio |
|----------------|-------|--------|-------|-----------|
| 2-Chlorophenol | N.D. | 4.79 | 130.0 | 32.3 |

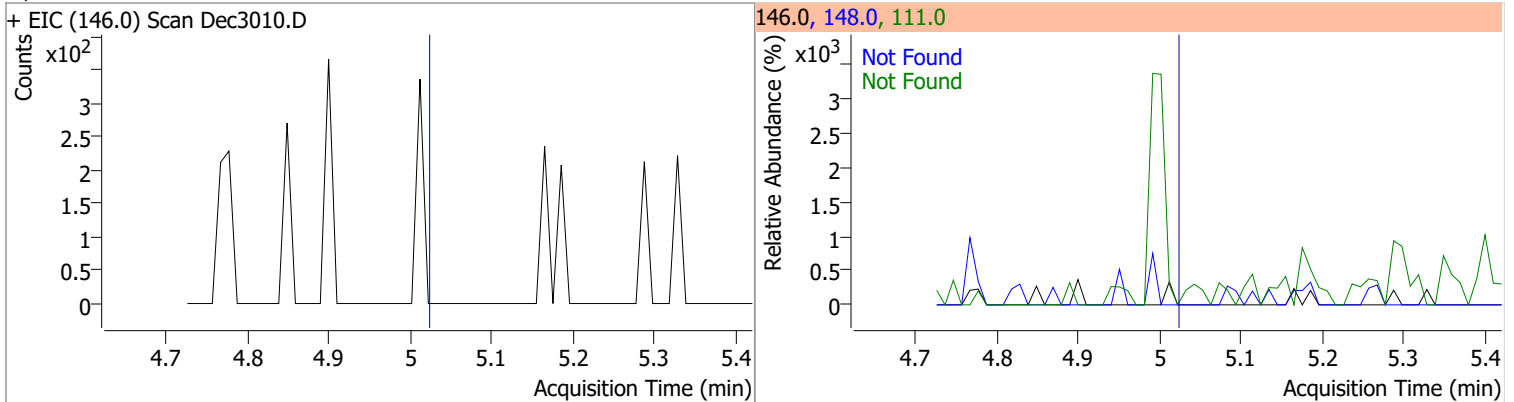


Quantitation Results Report (QT Reviewed)

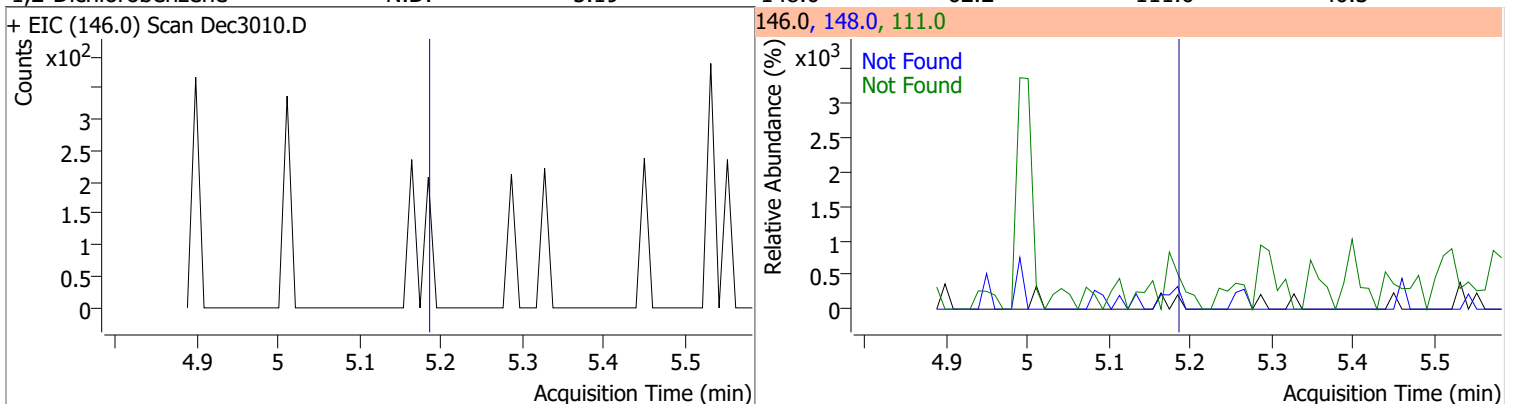
| Compound | Conc. | Exp RT | QIon | Exp Ratio | QIon | Exp Ratio |
|---------------------|-------|--------|-------|-----------|-------|-----------|
| 1,3-Dichlorobenzene | N.D. | 4.94 | 148.0 | 63.2 | 111.0 | 39.4 |



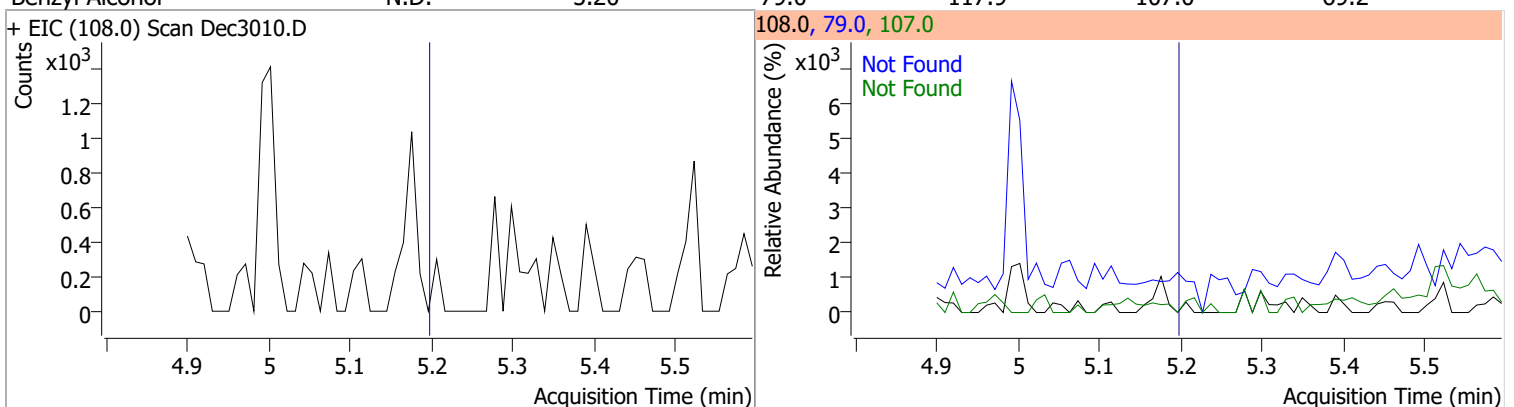
| Compound | Conc. | Exp RT | QIon | Exp Ratio | QIon | Exp Ratio |
|---------------------|-------|--------|-------|-----------|-------|-----------|
| 1,4-Dichlorobenzene | N.D. | 5.02 | 148.0 | 62.2 | 111.0 | 37.4 |



| Compound | Conc. | Exp RT | QIon | Exp Ratio | QIon | Exp Ratio |
|---------------------|-------|--------|-------|-----------|-------|-----------|
| 1,2-Dichlorobenzene | N.D. | 5.19 | 148.0 | 62.2 | 111.0 | 40.3 |

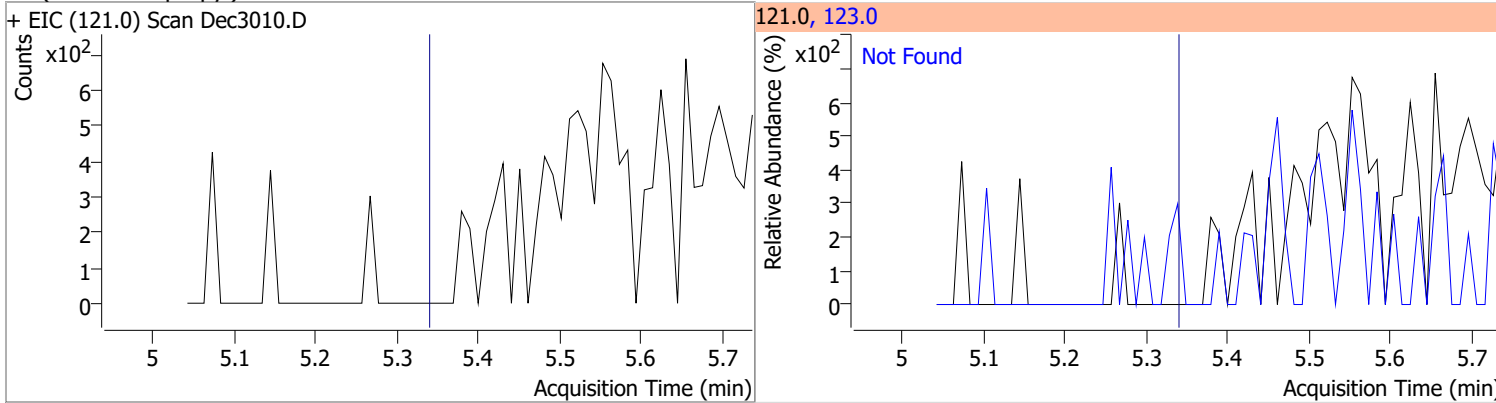


| Compound | Conc. | Exp RT | QIon | Exp Ratio | QIon | Exp Ratio |
|----------------|-------|--------|------|-----------|-------|-----------|
| Benzyl Alcohol | N.D. | 5.20 | 79.0 | 117.9 | 107.0 | 69.2 |

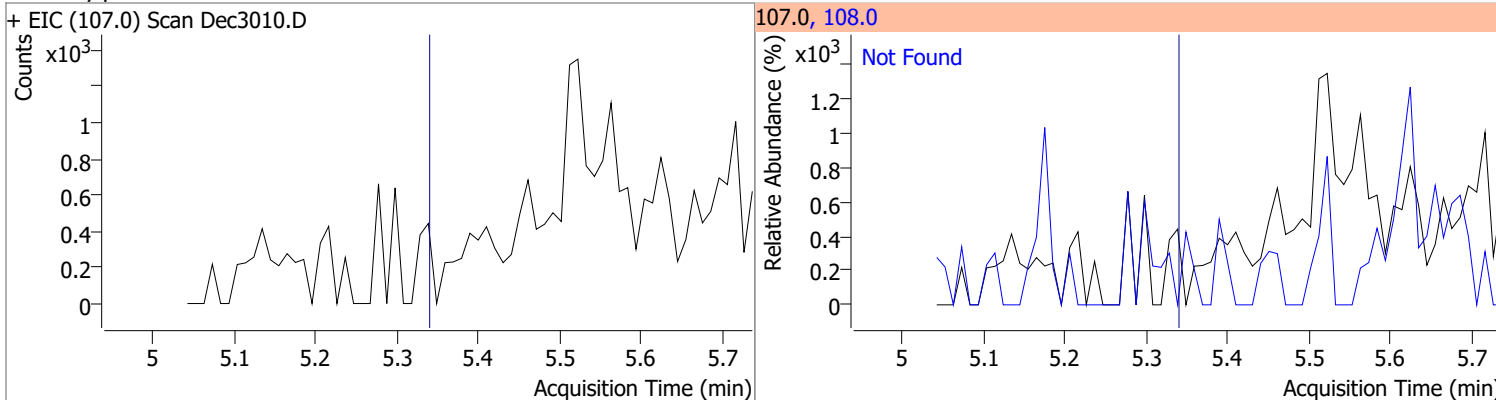


Quantitation Results Report (QT Reviewed)

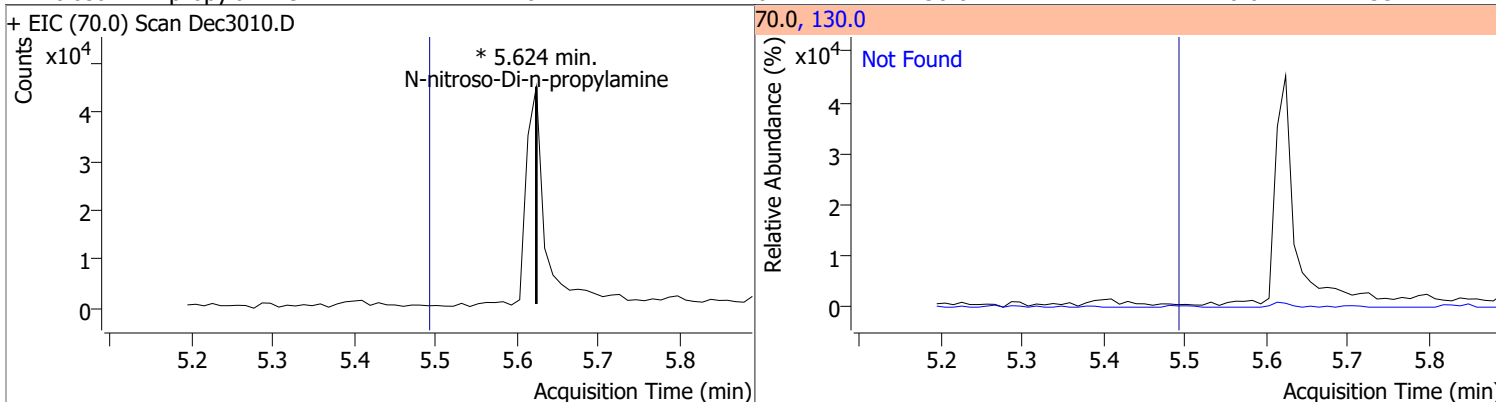
| Compound | Conc. | Exp RT | QIon | Exp Ratio |
|-----------------------------|-------|--------|-------|-----------|
| bis(2-chloroisopropyl)Ether | N.D. | 5.34 | 123.0 | 32.7 |



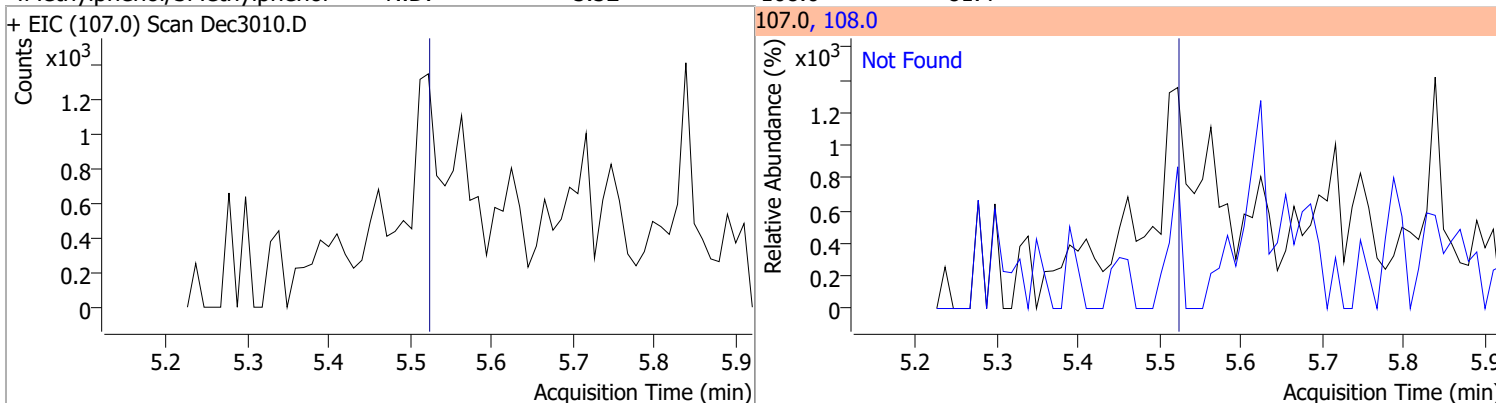
| Compound | Conc. | Exp RT | QIon | Exp Ratio |
|----------------|-------|--------|-------|-----------|
| 2-Methylphenol | N.D. | 5.34 | 108.0 | 117.6 |



| Compound | Conc. | RT | Dev(Min) | Resp. | QIon | QRatio | Lower | Upper |
|----------------------------|-------|----|----------|-------|-------|--------|-------|-------|
| N-nitroso-Di-n-propylamine | | 0 | | 0 | 130.0 | | 0.0 | 35.2 |

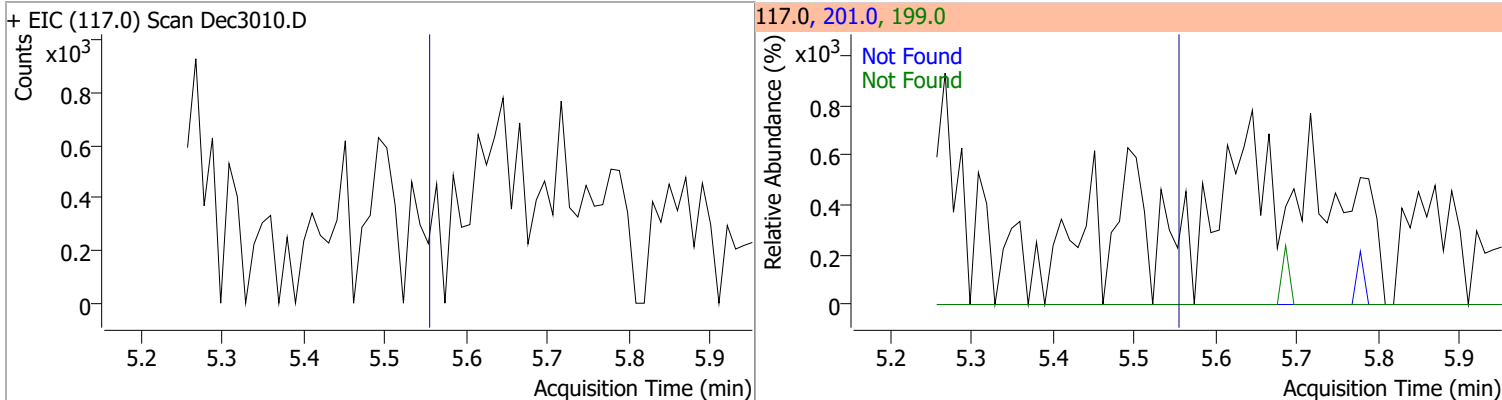


| Compound | Conc. | Exp RT | QIon | Exp Ratio |
|-----------------------------|-------|--------|-------|-----------|
| 4Methylphenol/3Methylphenol | N.D. | 5.52 | 108.0 | 81.4 |

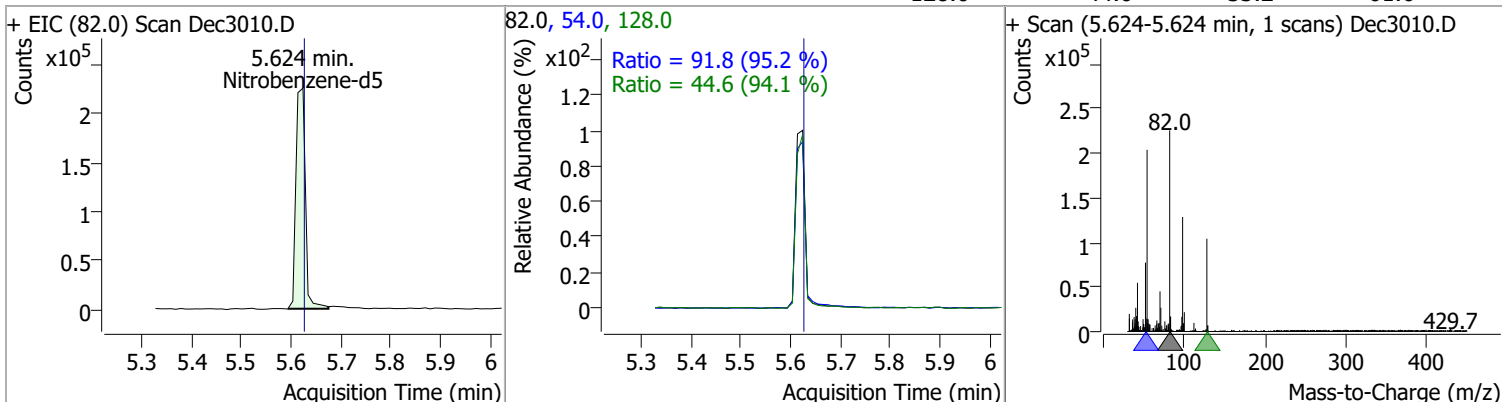


Quantitation Results Report (QT Reviewed)

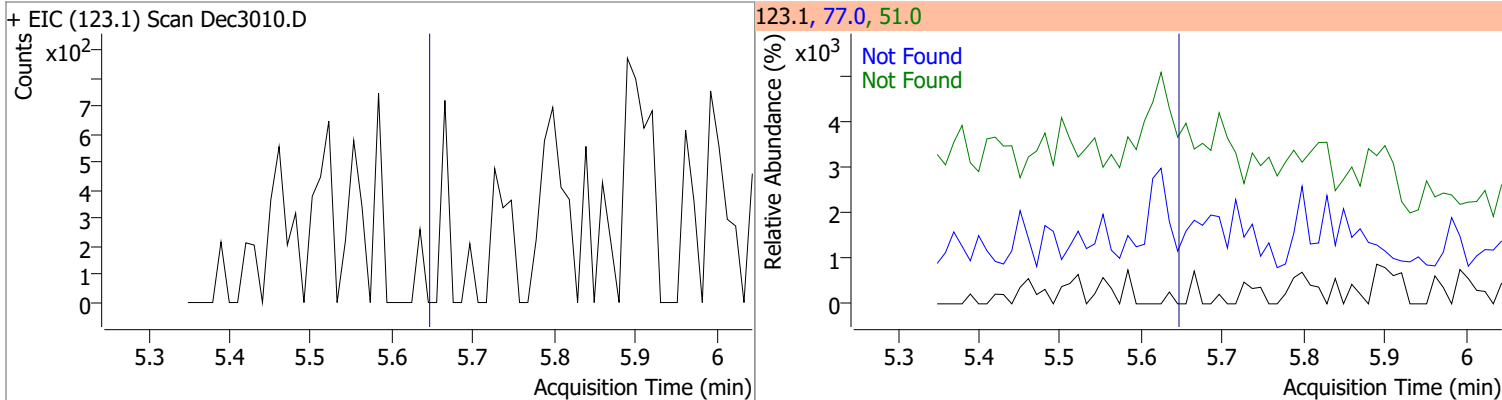
| Compound | Conc. | Exp RT | QIon | Exp Ratio | QIon | Exp Ratio |
|------------------|-------|--------|-------|-----------|-------|-----------|
| Hexachloroethane | N.D. | 5.55 | 201.0 | 77.2 | 199.0 | 50.6 |



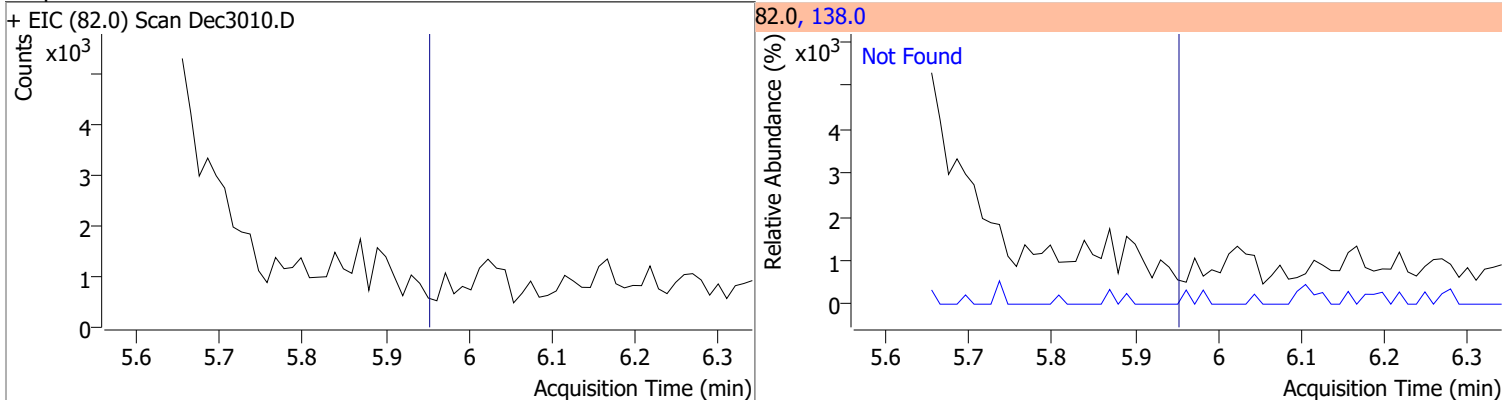
| Compound | Conc. | RT | Dev(Min) | Resp. | QIon | QRatio | Lower | Upper |
|-----------------|---------|------|----------|--------|-------|--------|-------|-------|
| Nitrobenzene-d5 | 57.1420 | 5.62 | 0.00 | 292783 | 54.0 | 91.8 | 67.5 | 125.4 |
| | | | | | 128.0 | 44.6 | 33.2 | 61.6 |



| Compound | Conc. | Exp RT | QIon | Exp Ratio | QIon | Exp Ratio |
|--------------|-------|--------|------|-----------|------|-----------|
| Nitrobenzene | N.D. | 5.64 | 77.0 | 211.4 | 51.0 | 210.3 |

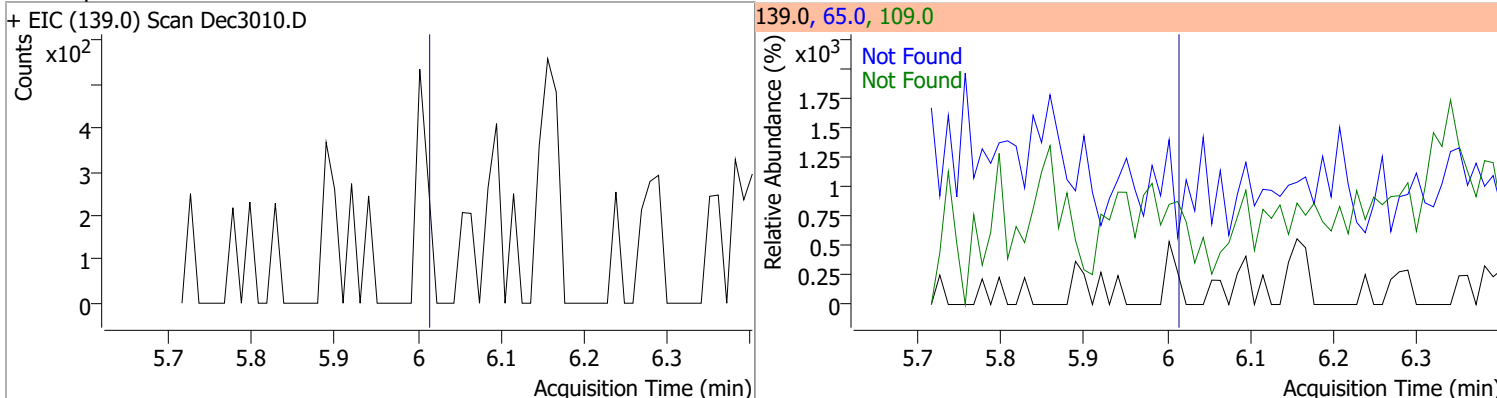


| Compound | Conc. | Exp RT | QIon | Exp Ratio |
|------------|-------|--------|-------|-----------|
| Isophorone | N.D. | 5.95 | 138.0 | 19.1 |

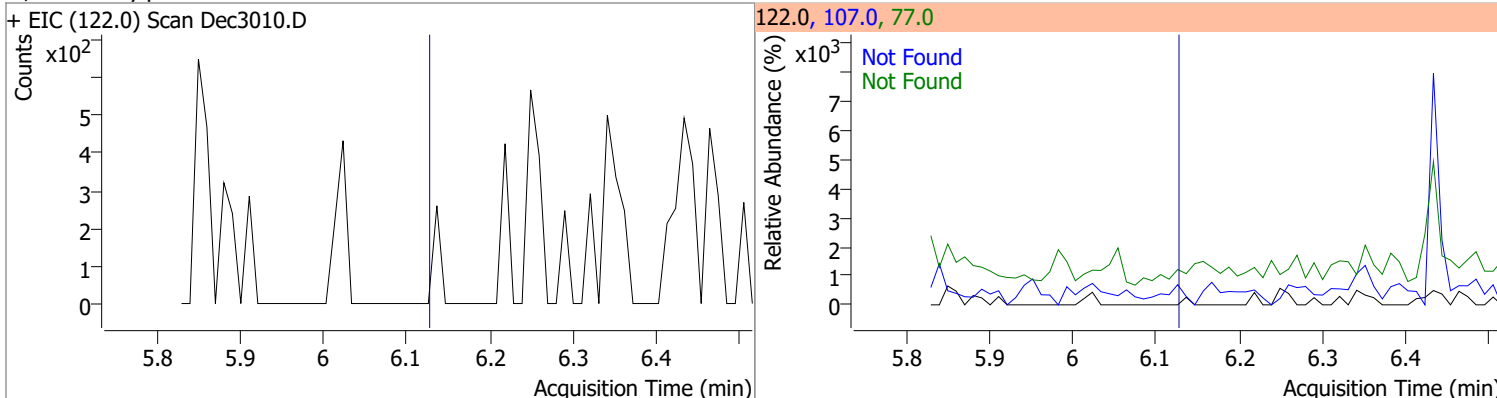


Quantitation Results Report (QT Reviewed)

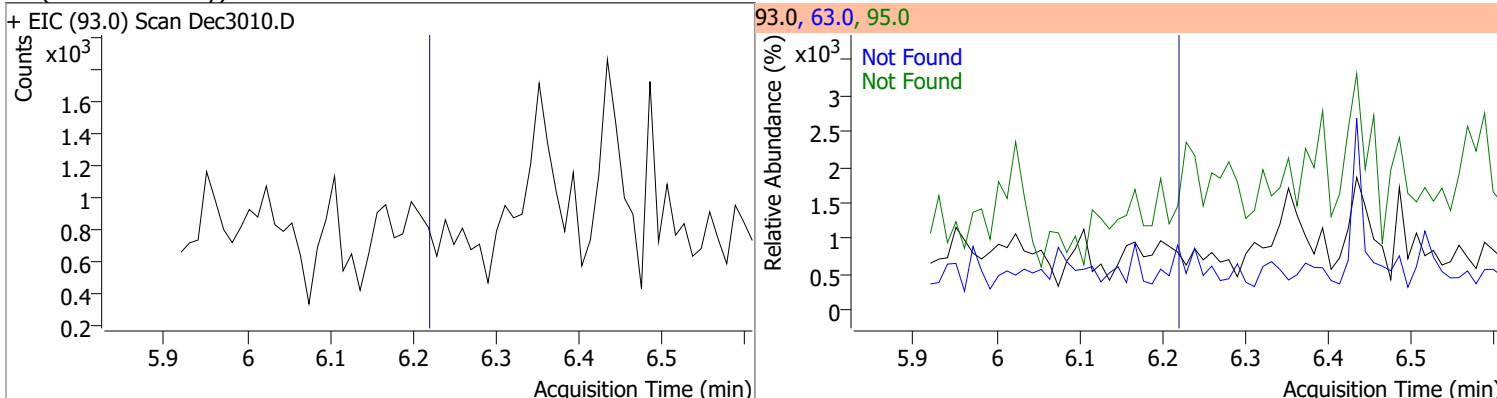
| Compound | Conc. | Exp RT | QIon | Exp Ratio | QIon | Exp Ratio |
|---------------|-------|--------|------|-----------|-------|-----------|
| 2-Nitrophenol | N.D. | 6.01 | 65.0 | 57.4 | 109.0 | 32.8 |



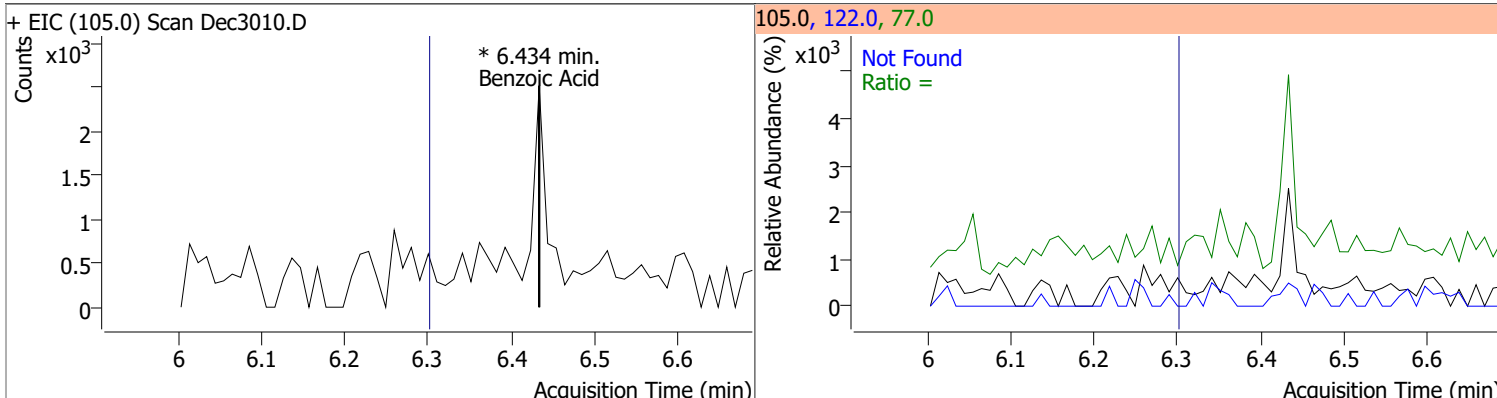
| Compound | Conc. | Exp RT | QIon | Exp Ratio | QIon | Exp Ratio |
|--------------------|-------|--------|-------|-----------|------|-----------|
| 2,4-Dimethylphenol | N.D. | 6.13 | 107.0 | 109.1 | 77.0 | 32.4 |



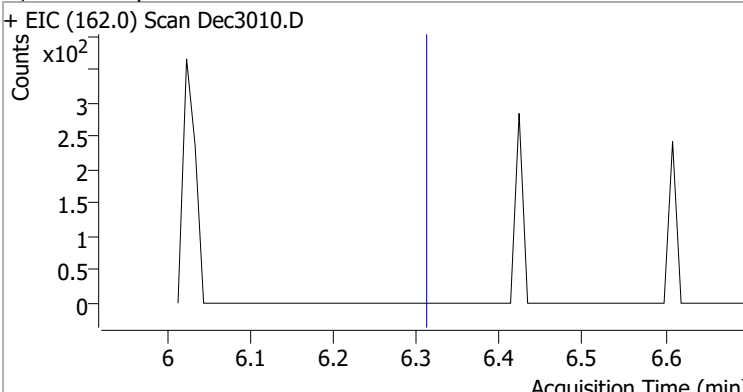
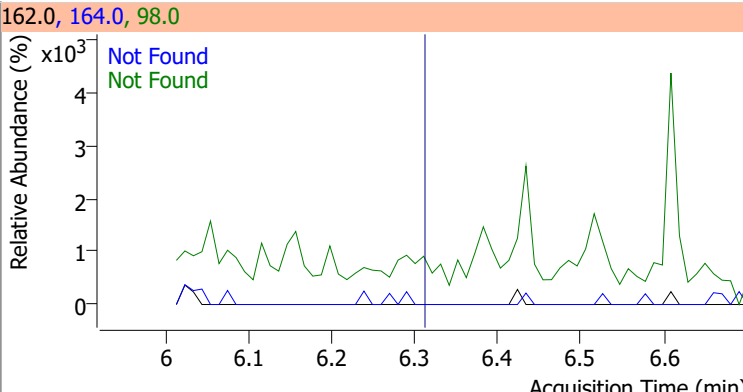
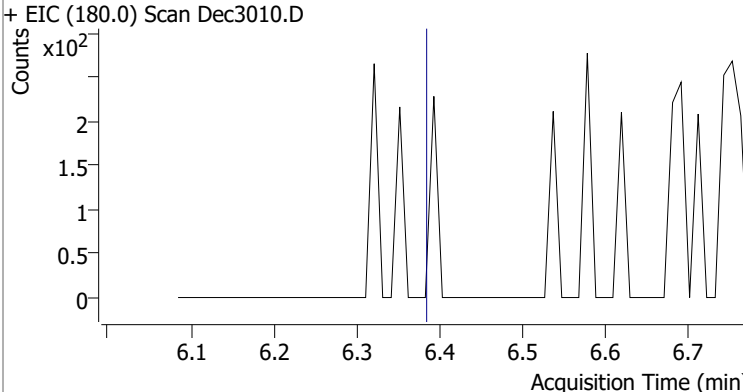
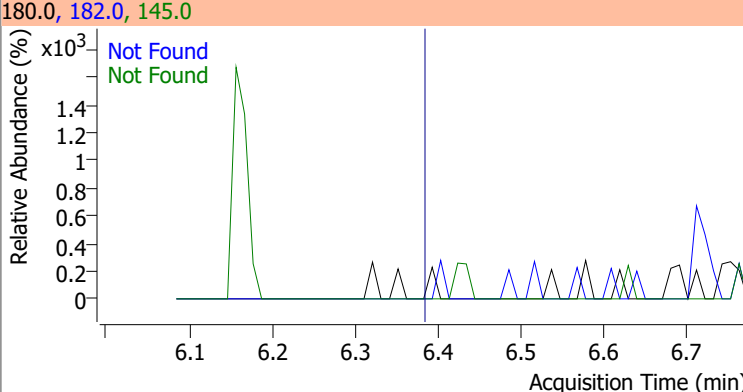
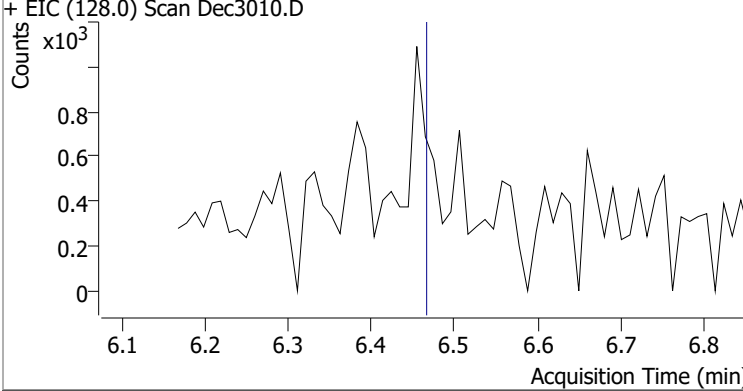
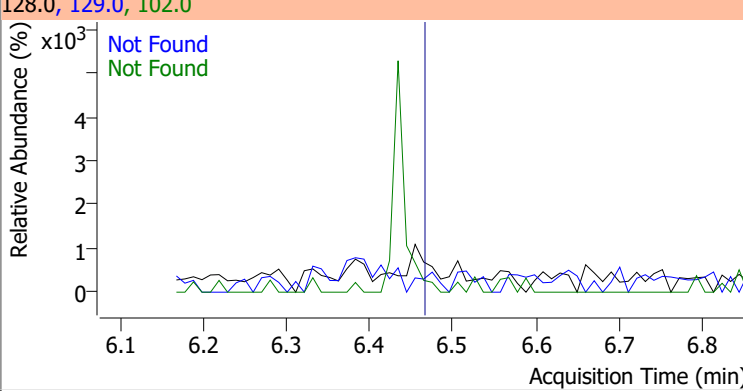
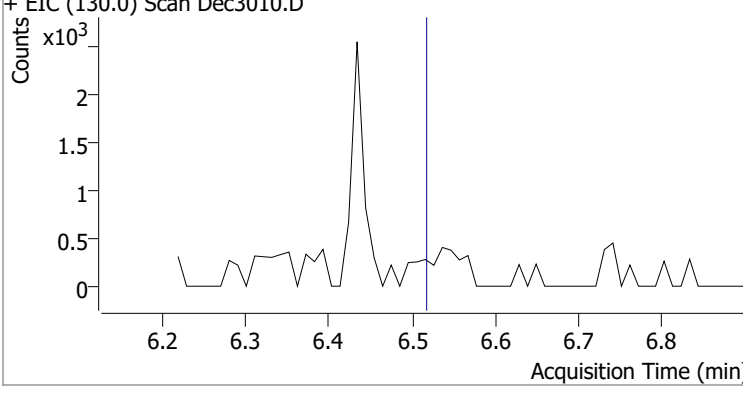
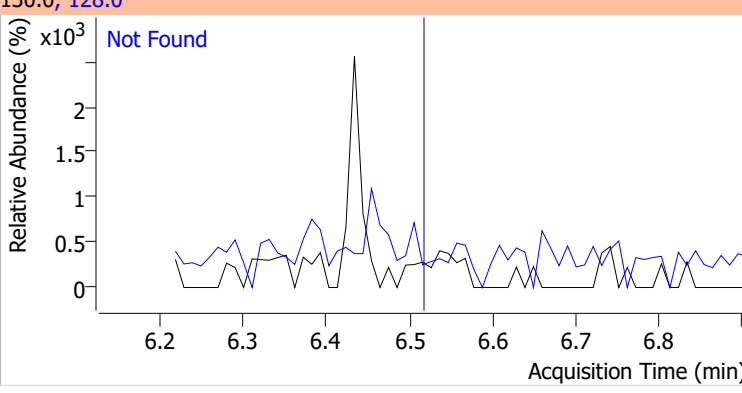
| Compound | Conc. | Exp RT | QIon | Exp Ratio | QIon | Exp Ratio |
|-----------------------------|-------|--------|------|-----------|------|-----------|
| bis(-2-Chloroethoxy)Methane | N.D. | 6.22 | 63.0 | 90.7 | 95.0 | 31.7 |



| Compound | Conc. | RT | Dev(Min) | Resp. | QIon | QRatio | Lower | Upper |
|--------------|-------|----|----------|-------|-------|--------|-------|-------|
| Benzoic Acid | | 0 | | 0 | 122.0 | | 61.1 | 113.6 |
| | | | | | 77.0 | | 51.2 | 95.0 |

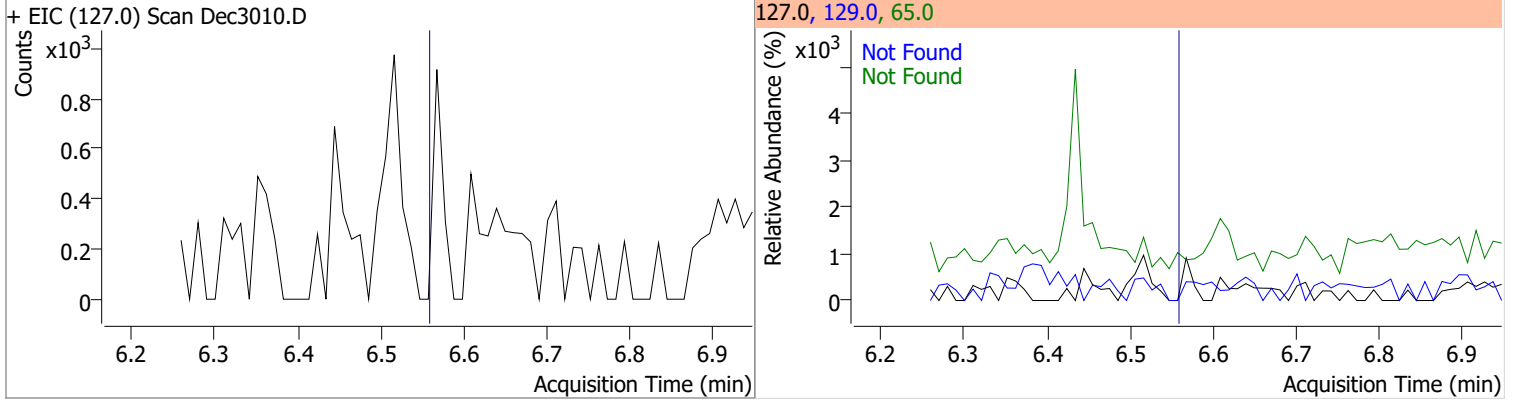


Quantitation Results Report (QT Reviewed)

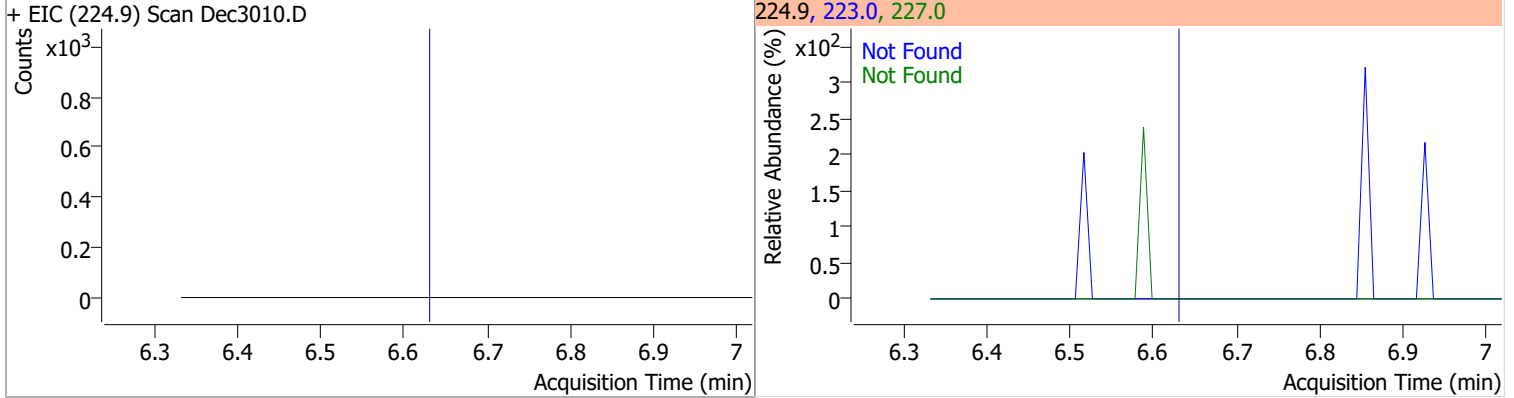
| Compound | Conc. | Exp RT | QIon | Exp Ratio | QIon | Exp Ratio |
|--|-------|--------|--|-----------|-------|-----------|
| 2,4-Dichlorophenol | N.D. | 6.31 | 164.0 | 62.0 | 98.0 | 32.4 |
| + EIC (162.0) Scan Dec3010.D | | | 162.0, 164.0, 98.0 | | | |
|  | | |  | | | |
| 1,2,4-Trichlorobenzene | N.D. | 6.38 | 182.0 | 94.1 | 145.0 | 30.4 |
| + EIC (180.0) Scan Dec3010.D | | | 180.0, 182.0, 145.0 | | | |
|  | | |  | | | |
| Naphthalene | N.D. | 6.46 | 129.0 | 10.9 | 102.0 | 9.3 |
| + EIC (128.0) Scan Dec3010.D | | | 128.0, 129.0, 102.0 | | | |
|  | | |  | | | |
| 4-Chlorophenol | N.D. | 6.52 | 128.0 | 309.7 | | |
| + EIC (130.0) Scan Dec3010.D | | | 130.0, 128.0 | | | |
|  | | |  | | | |

Quantitation Results Report (QT Reviewed)

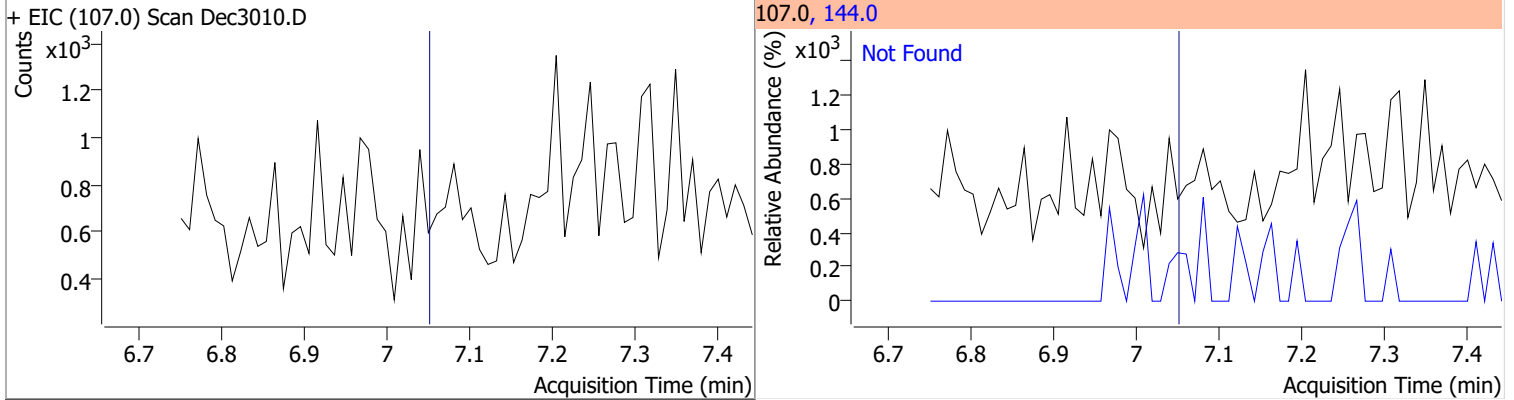
| Compound | Conc. | Exp RT | QIon | Exp Ratio | QIon | Exp Ratio |
|-----------------|-------|--------|------|-----------|-------|-----------|
| p-Chloroaniline | N.D. | 6.56 | 65.0 | 37.5 | 129.0 | 29.2 |



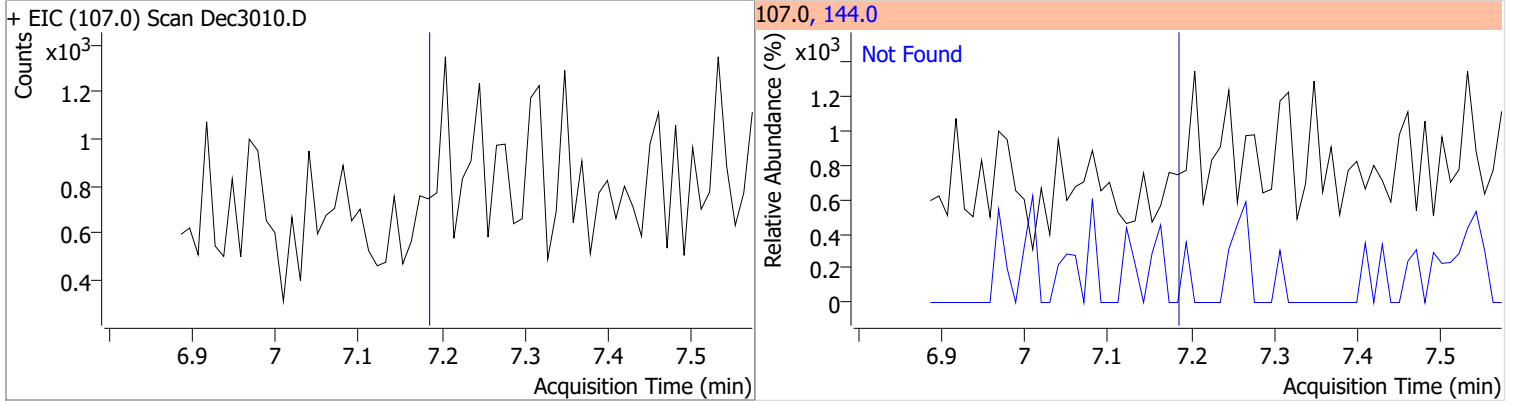
| Compound | Conc. | Exp RT | QIon | Exp Ratio | QIon | Exp Ratio |
|---------------------|-------|--------|-------|-----------|-------|-----------|
| Hexachlorobutadiene | N.D. | 6.63 | 227.0 | 66.6 | 223.0 | 60.8 |



| Compound | Conc. | Exp RT | QIon | Exp Ratio |
|-------------------------|-------|--------|-------|-----------|
| 4-Chloro-2-Methylphenol | N.D. | 7.05 | 144.0 | 26.6 |

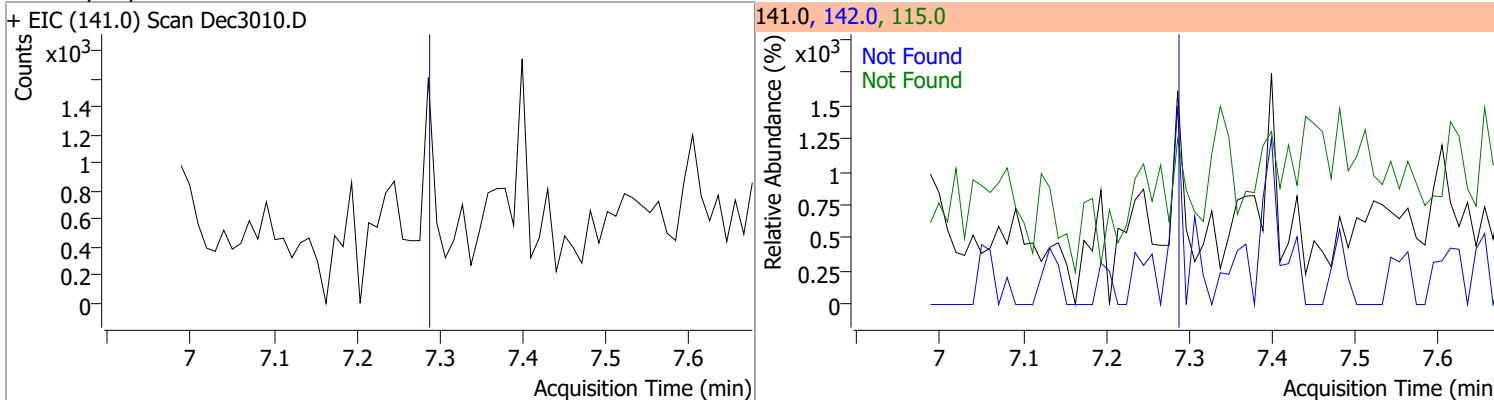


| Compound | Conc. | Exp RT | QIon | Exp Ratio |
|-------------------------|-------|--------|-------|-----------|
| 4-Chloro-3-Methylphenol | N.D. | 7.18 | 144.0 | 27.6 |

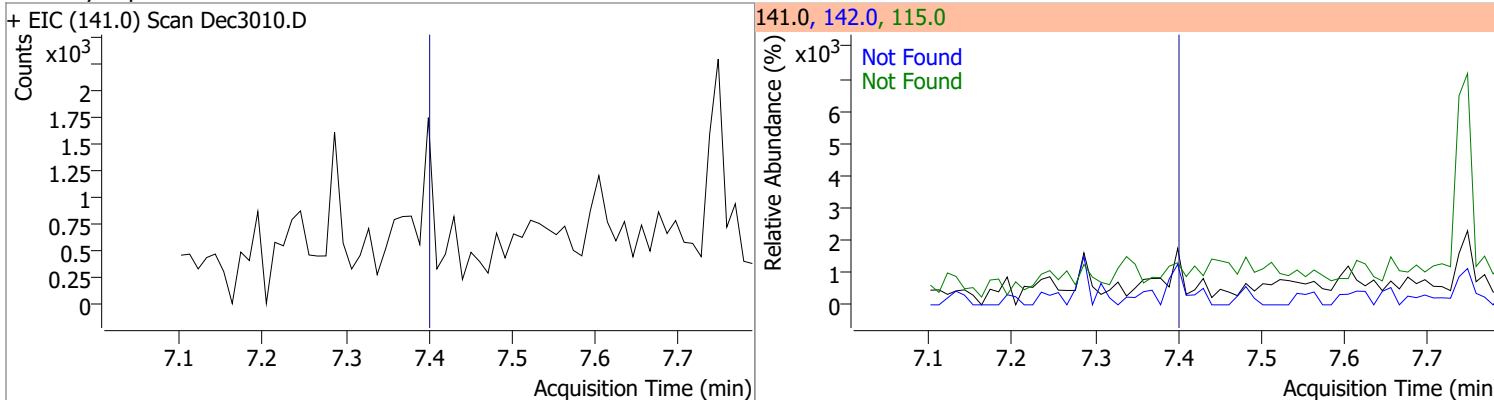


Quantitation Results Report (QT Reviewed)

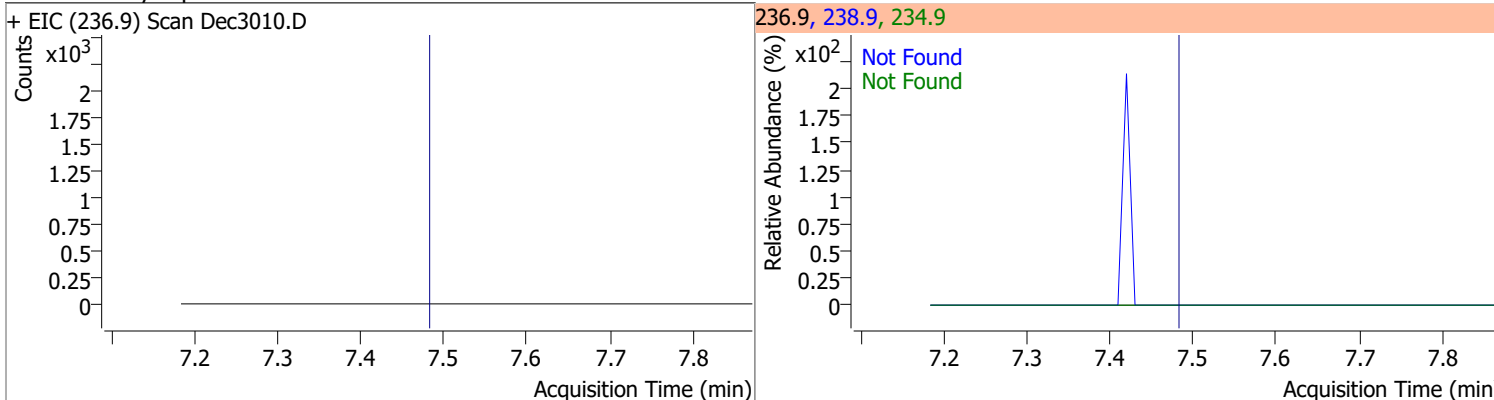
| Compound | Conc. | Exp RT | QIon | Exp Ratio | QIon | Exp Ratio |
|---------------------|-------|--------|-------|-----------|-------|-----------|
| 2-Methylnaphthalene | N.D. | 7.29 | 142.0 | 114.8 | 115.0 | 42.0 |



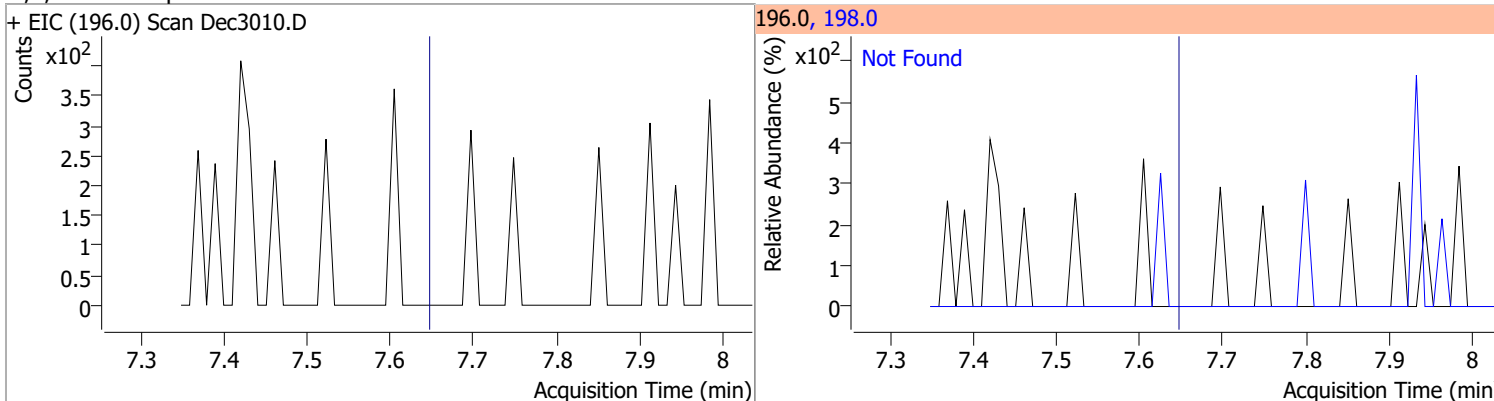
| Compound | Conc. | Exp RT | QIon | Exp Ratio | QIon | Exp Ratio |
|---------------------|-------|--------|-------|-----------|-------|-----------|
| 1-Methylnaphthalene | N.D. | 7.40 | 142.0 | 111.0 | 115.0 | 42.5 |



| Compound | Conc. | Exp RT | QIon | Exp Ratio | QIon | Exp Ratio |
|---------------------------|-------|--------|-------|-----------|-------|-----------|
| Hexachlorocyclopentadiene | N.D. | 7.48 | 234.9 | 64.7 | 238.9 | 64.1 |

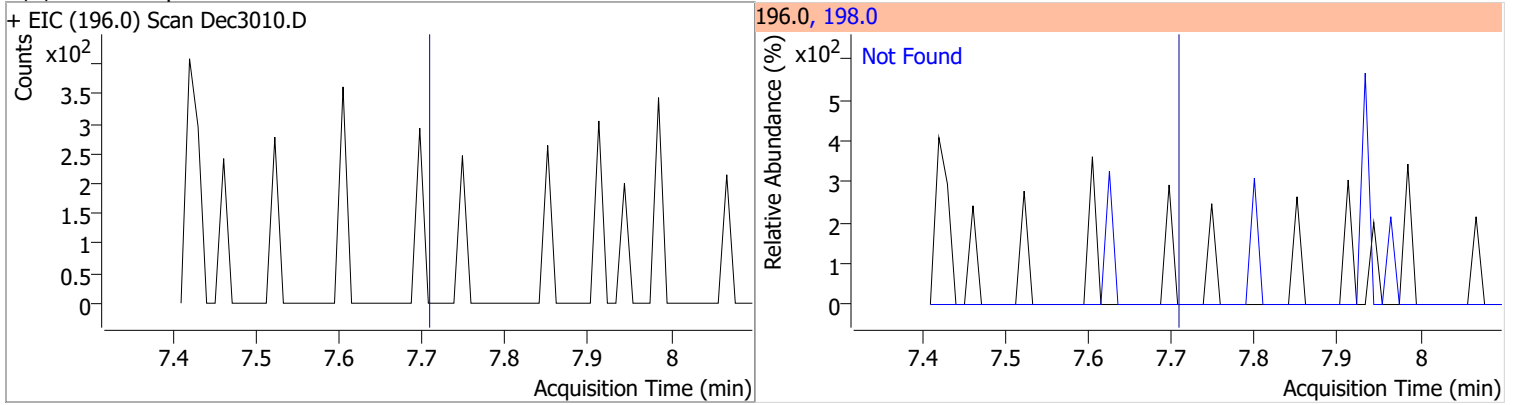


| Compound | Conc. | Exp RT | QIon | Exp Ratio |
|-----------------------|-------|--------|-------|-----------|
| 2,4,6-Trichlorophenol | N.D. | 7.65 | 198.0 | 94.4 |

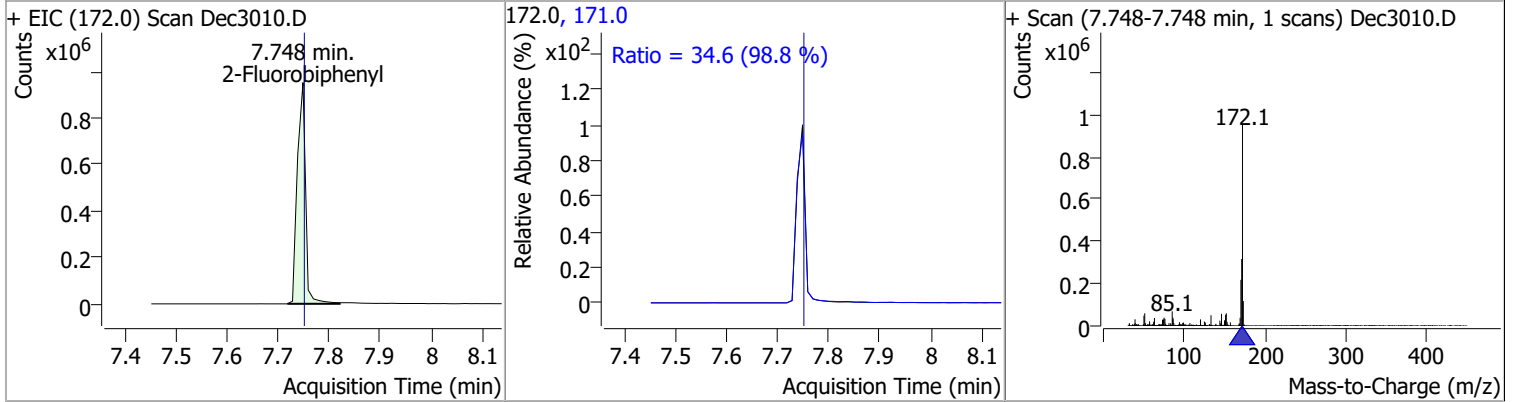


Quantitation Results Report (QT Reviewed)

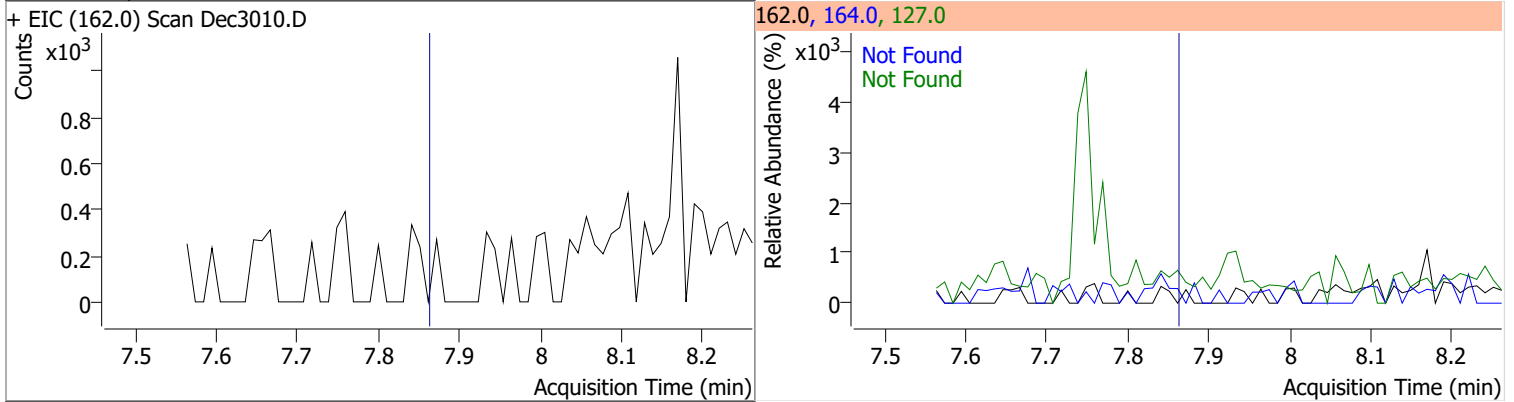
| Compound | Conc. | Exp RT | QIon | Exp Ratio |
|-----------------------|-------|--------|-------|-----------|
| 2,4,5-Trichlorophenol | N.D. | 7.71 | 198.0 | 94.9 |



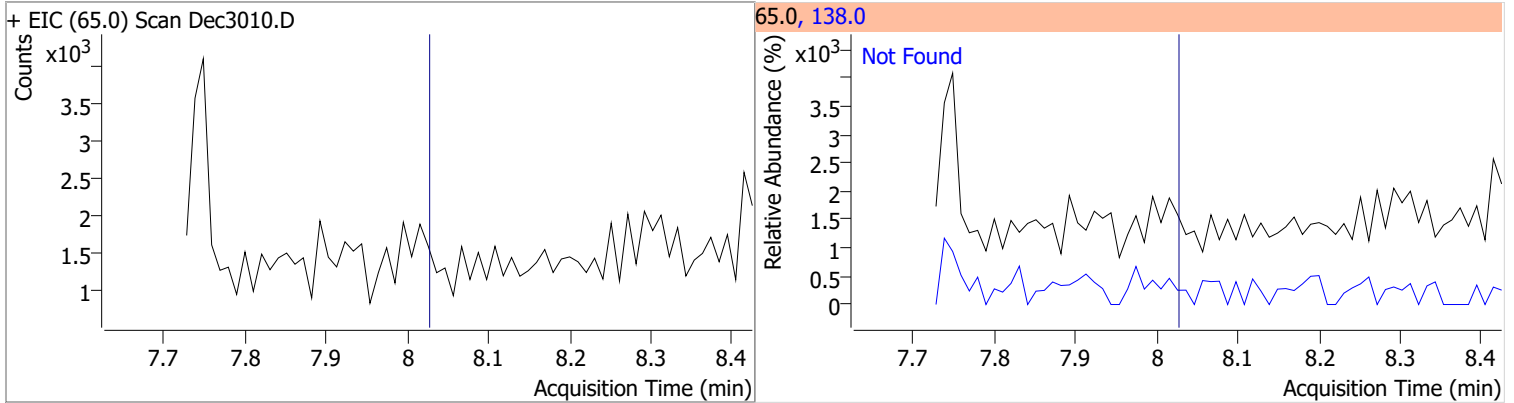
| Compound | Conc. | RT | Dev(Min) | Resp. | QIon | QRatio | Lower | Upper |
|------------------|---------|------|----------|---------|-------|--------|-------|-------|
| 2-Fluorobiphenyl | 62.1237 | 7.75 | 0.00 | 1061913 | 171.0 | 34.6 | 24.5 | 45.6 |



| Compound | Conc. | Exp RT | QIon | Exp Ratio | QIon | Exp Ratio |
|---------------------|-------|--------|-------|-----------|-------|-----------|
| 2-Chloronaphthalene | N.D. | 7.86 | 127.0 | 39.2 | 164.0 | 32.2 |

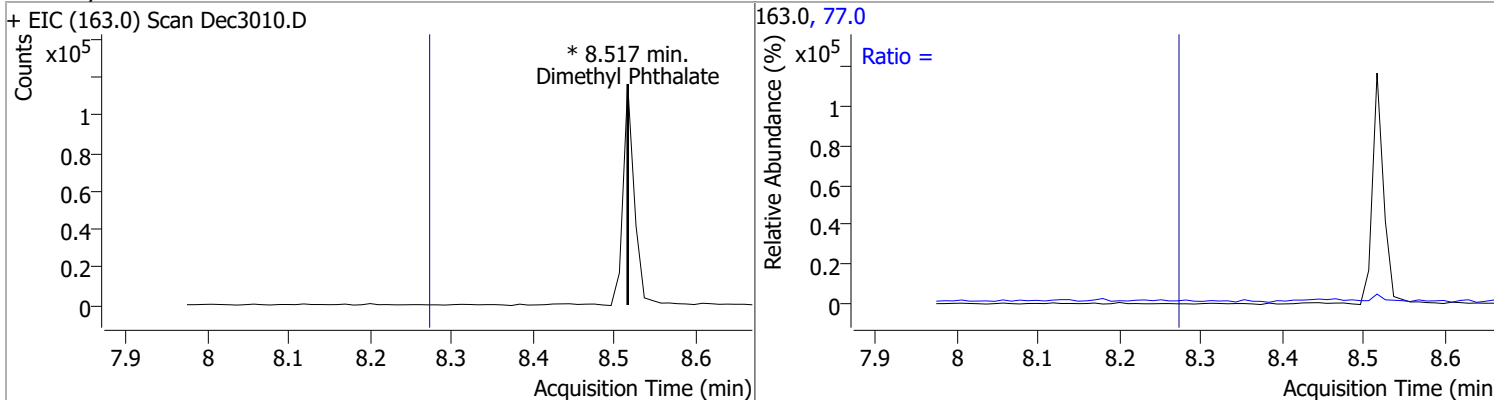


| Compound | Conc. | Exp RT | QIon | Exp Ratio |
|----------------|-------|--------|-------|-----------|
| 2-Nitroaniline | N.D. | 8.03 | 138.0 | 99.6 |

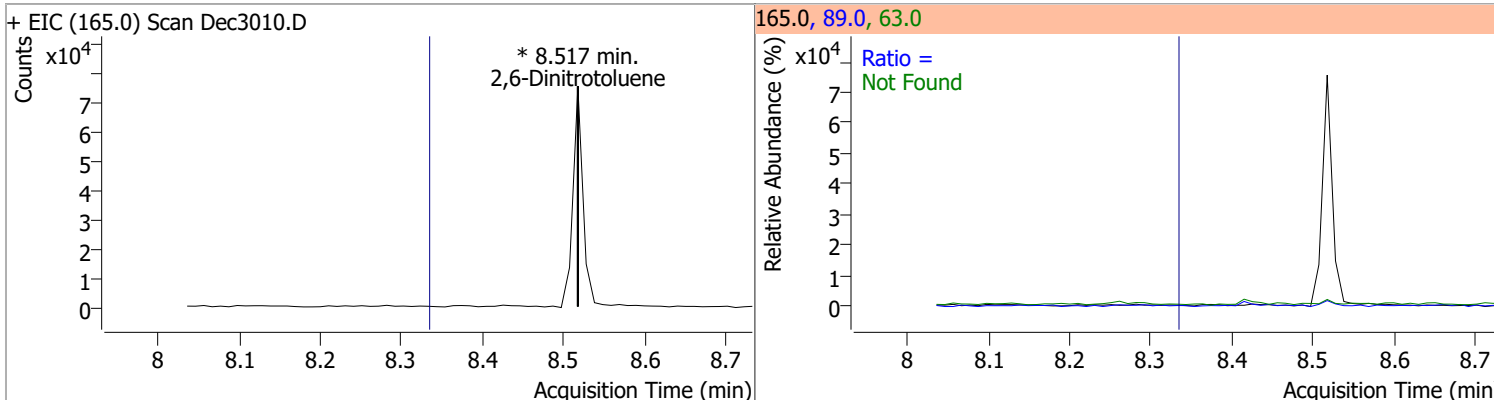


Quantitation Results Report (QT Reviewed)

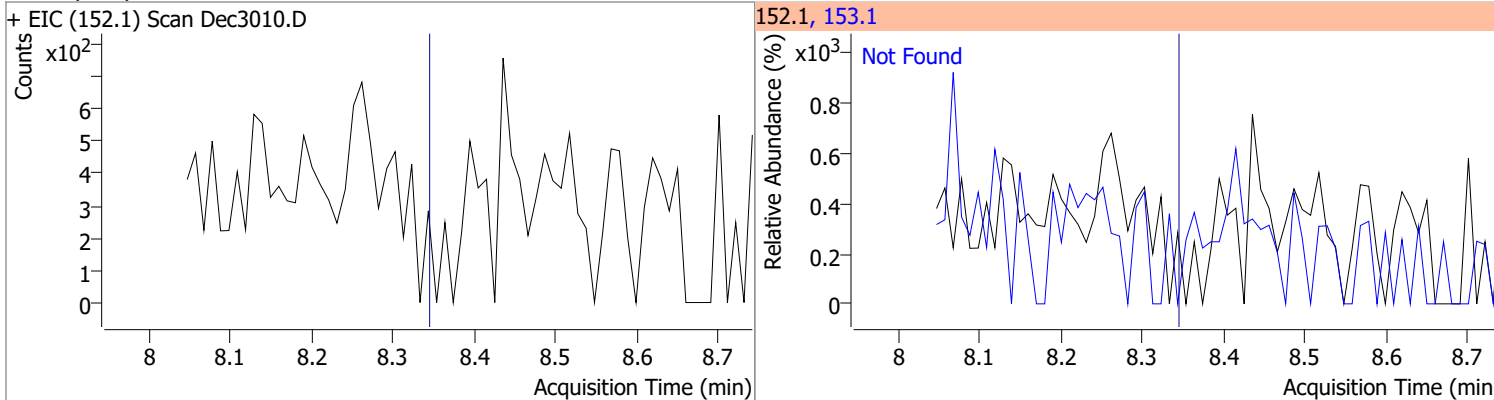
| Compound | Conc. | RT | Dev(Min) | Resp. | QIon | QRatio | Lower | Upper |
|--------------------|-------|-----|----------|-------|------|--------|-------|-------|
| Dimethyl Phthalate | 0 | 8.5 | | 0 | 77.0 | | 15.1 | 28.0 |



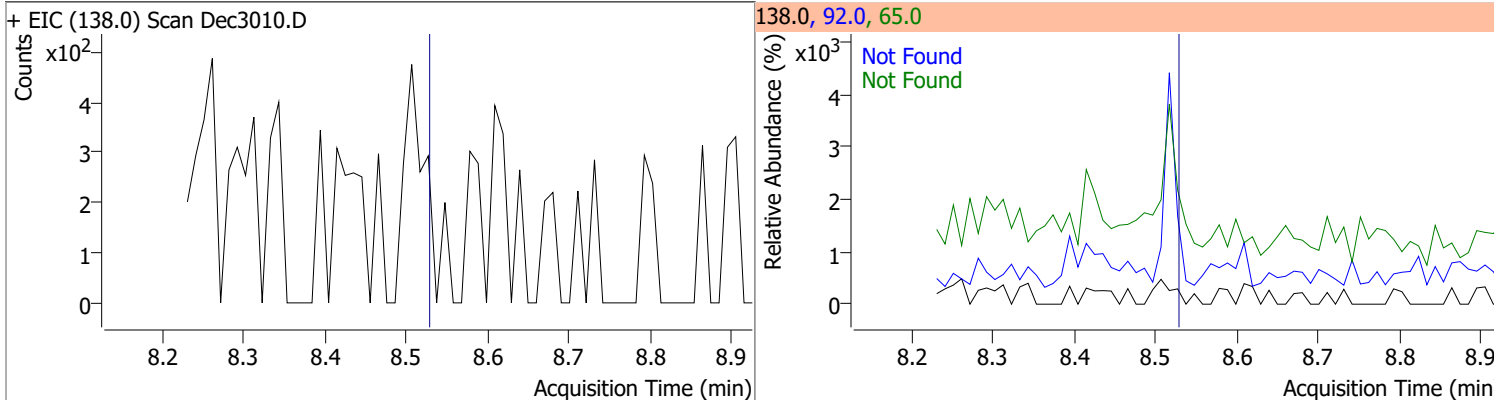
| Compound | Conc. | RT | Dev(Min) | Resp. | QIon | QRatio | Lower | Upper |
|--------------------|-------|-----|----------|-------|--------------|--------|---------------|---------------|
| 2,6-Dinitrotoluene | 0 | 8.5 | | 0 | 63.0 89.0 | | 135.1 47.4 | 250.9 88.1 |



| Compound | Conc. | Exp RT | QIon | Exp Ratio |
|----------------|-------|--------|-------|-----------|
| Acenaphthylene | N.D. | 8.34 | 153.1 | 13.9 |

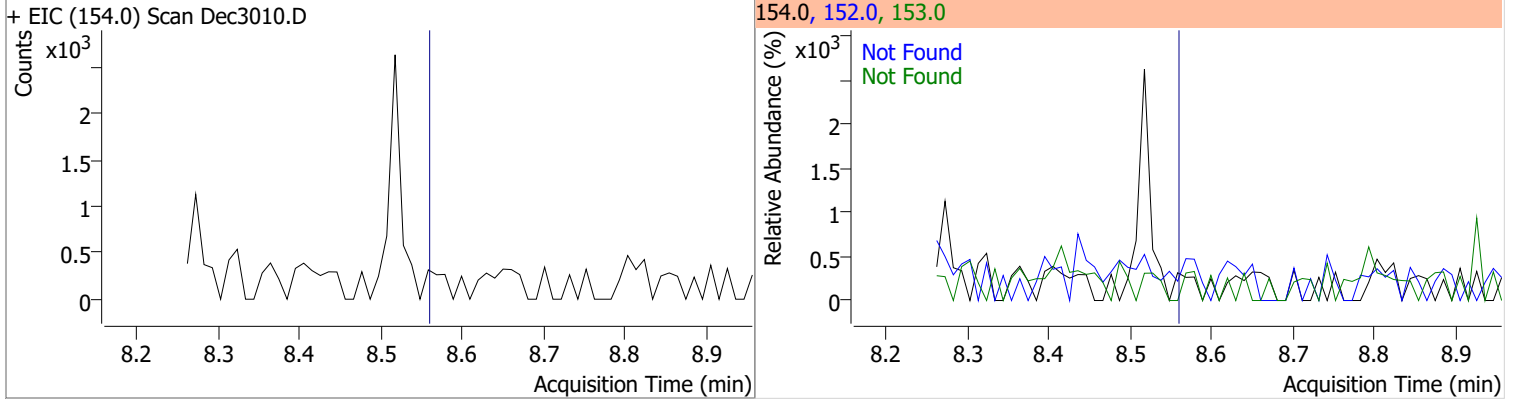


| Compound | Conc. | Exp RT | QIon | Exp Ratio | QIon | Exp Ratio |
|----------------|-------|--------|------|-----------|------|-----------|
| 3-Nitroaniline | N.D. | 8.53 | 65.0 | 157.8 | 92.0 | 118.6 |

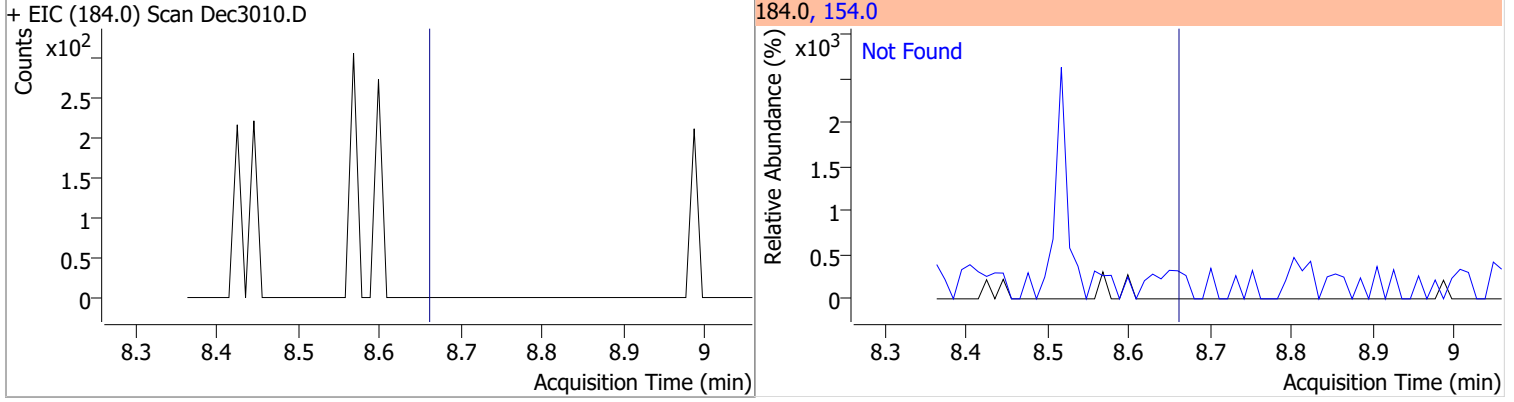


Quantitation Results Report (QT Reviewed)

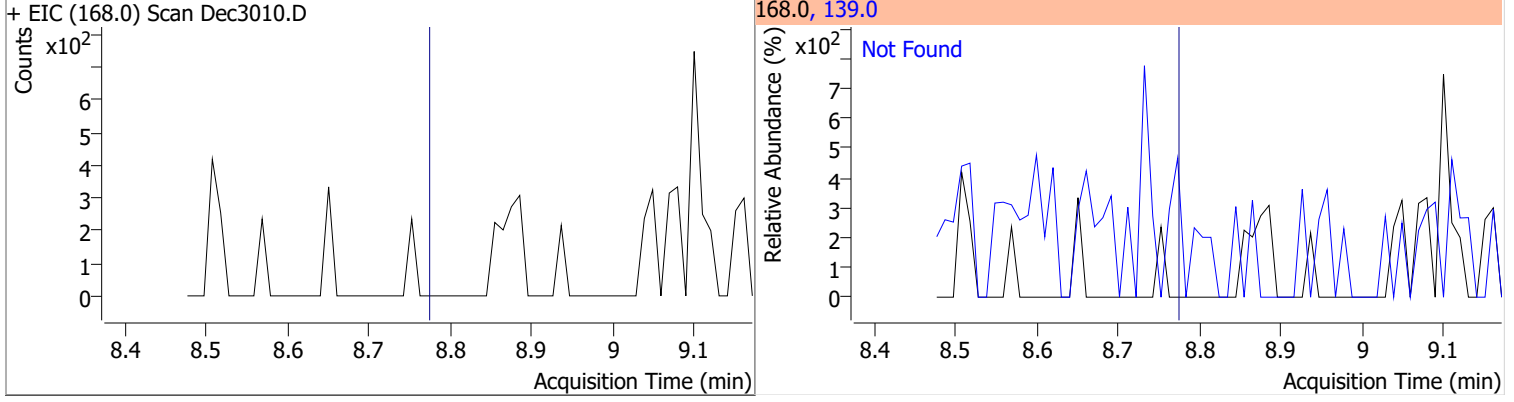
| Compound | Conc. | Exp RT | QIon | Exp Ratio | QIon | Exp Ratio |
|--------------|-------|--------|-------|-----------|-------|-----------|
| Acenaphthene | N.D. | 8.56 | 153.0 | 109.6 | 152.0 | 52.7 |



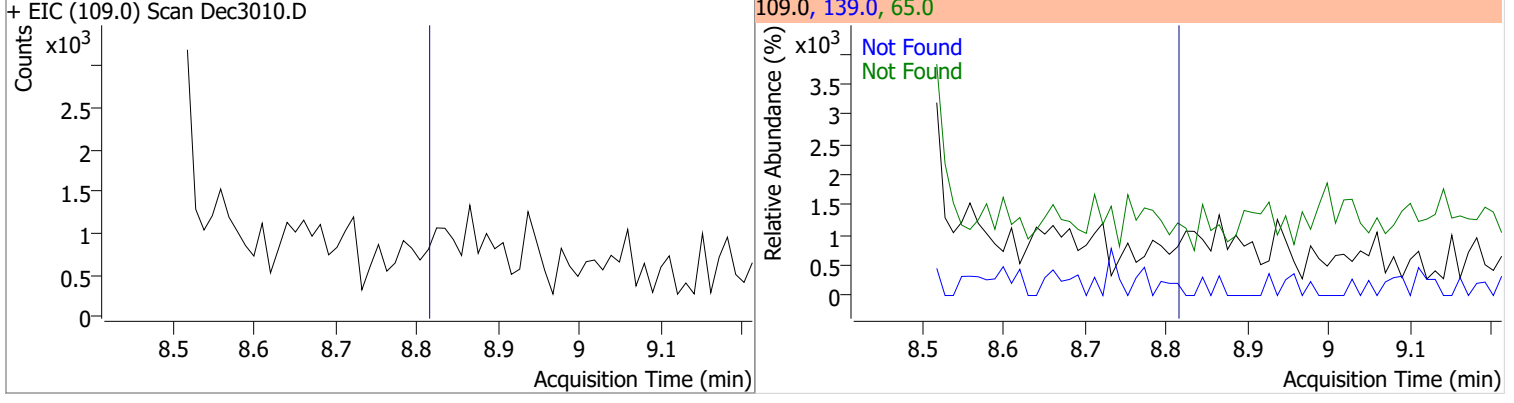
| Compound | Conc. | Exp RT | QIon | Exp Ratio |
|-------------------|-------|--------|-------|-----------|
| 2,4-Dinitrophenol | N.D. | 8.66 | 154.0 | 55.5 |



| Compound | Conc. | Exp RT | QIon | Exp Ratio |
|--------------|-------|--------|-------|-----------|
| Dibenzofuran | N.D. | 8.77 | 139.0 | 38.2 |

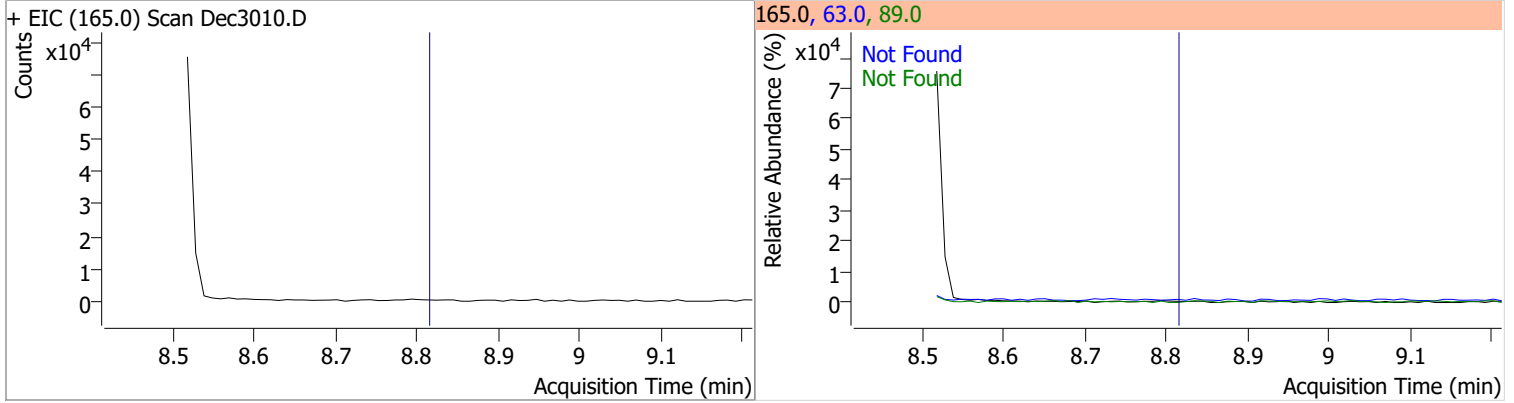


| Compound | Conc. | Exp RT | QIon | Exp Ratio | QIon | Exp Ratio |
|---------------|-------|--------|------|-----------|-------|-----------|
| 4-Nitrophenol | N.D. | 8.81 | 65.0 | 85.8 | 139.0 | 70.9 |

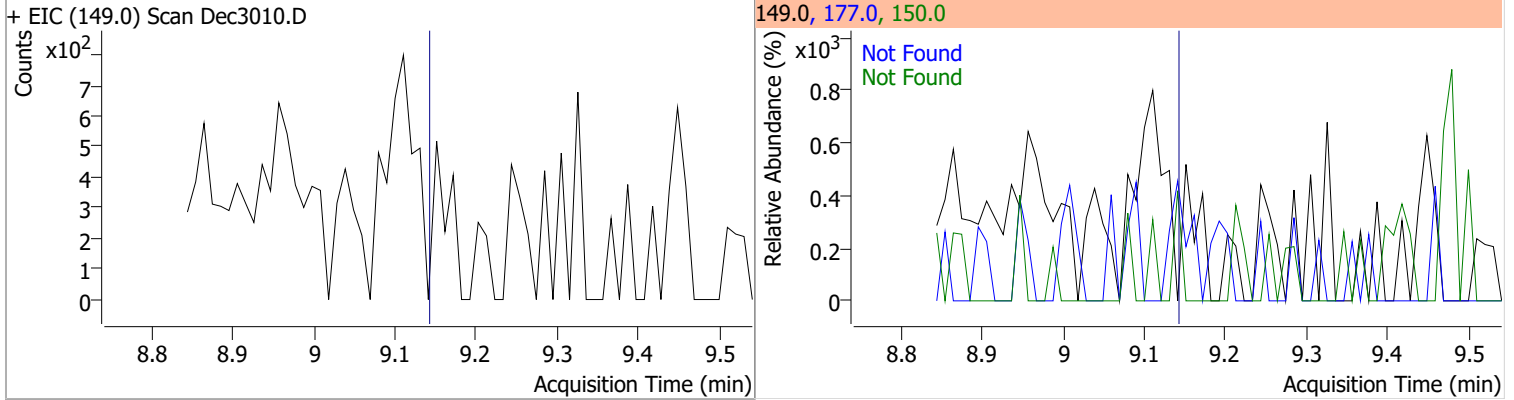


Quantitation Results Report (QT Reviewed)

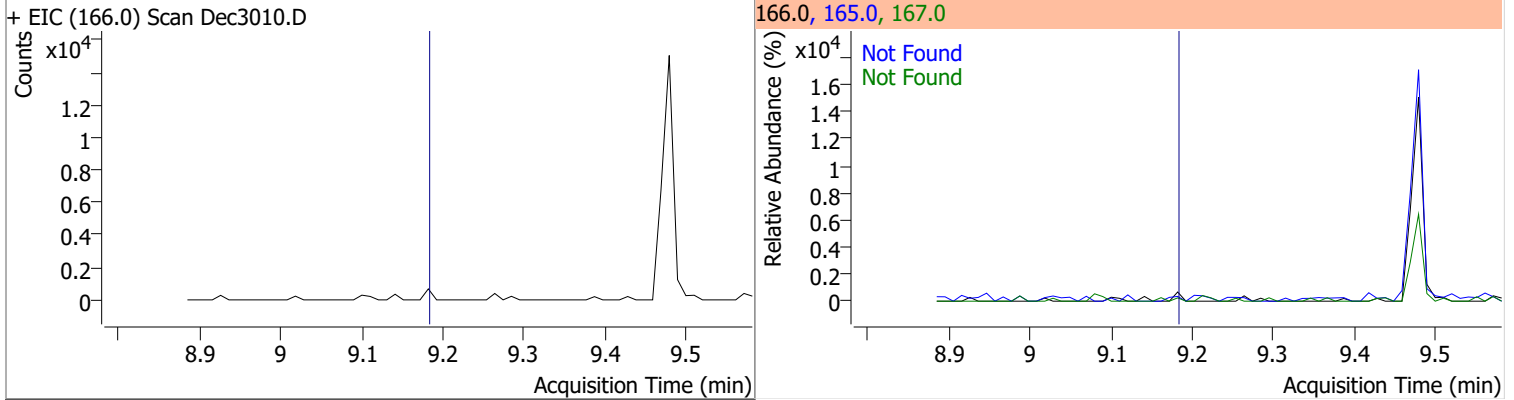
| Compound | Conc. | Exp RT | QIon | Exp Ratio | QIon | Exp Ratio |
|--------------------|-------|--------|------|-----------|------|-----------|
| 2,4-Dinitrotoluene | N.D. | 8.81 | 63.0 | 89.4 | 89.0 | 79.1 |



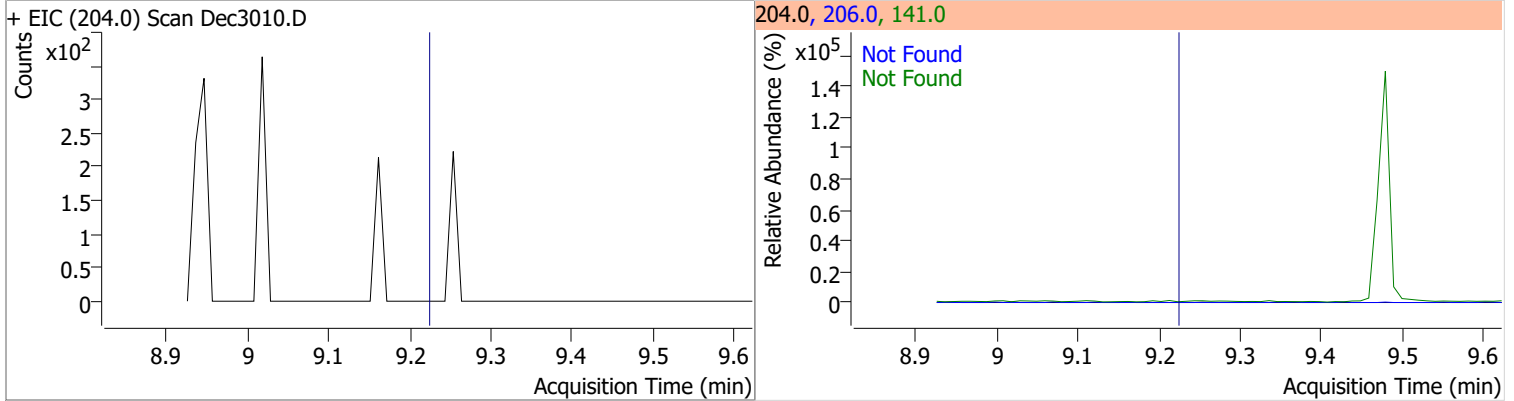
| Compound | Conc. | Exp RT | QIon | Exp Ratio | QIon | Exp Ratio |
|------------------|-------|--------|-------|-----------|-------|-----------|
| Diethylphthalate | N.D. | 9.14 | 177.0 | 19.4 | 150.0 | 12.3 |



| Compound | Conc. | Exp RT | QIon | Exp Ratio | QIon | Exp Ratio |
|----------|-------|--------|-------|-----------|-------|-----------|
| Fluorene | N.D. | 9.18 | 165.0 | 88.8 | 167.0 | 12.9 |

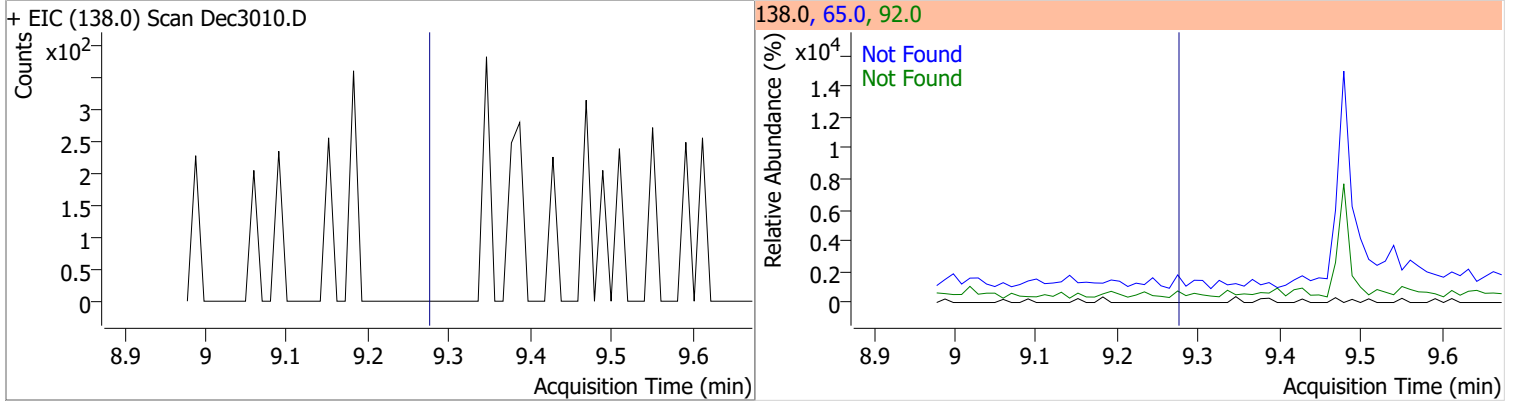


| Compound | Conc. | Exp RT | QIon | Exp Ratio | QIon | Exp Ratio |
|----------------------------|-------|--------|-------|-----------|-------|-----------|
| 4-Chlorophenyl-phenylether | N.D. | 9.22 | 141.0 | 65.7 | 206.0 | 32.4 |

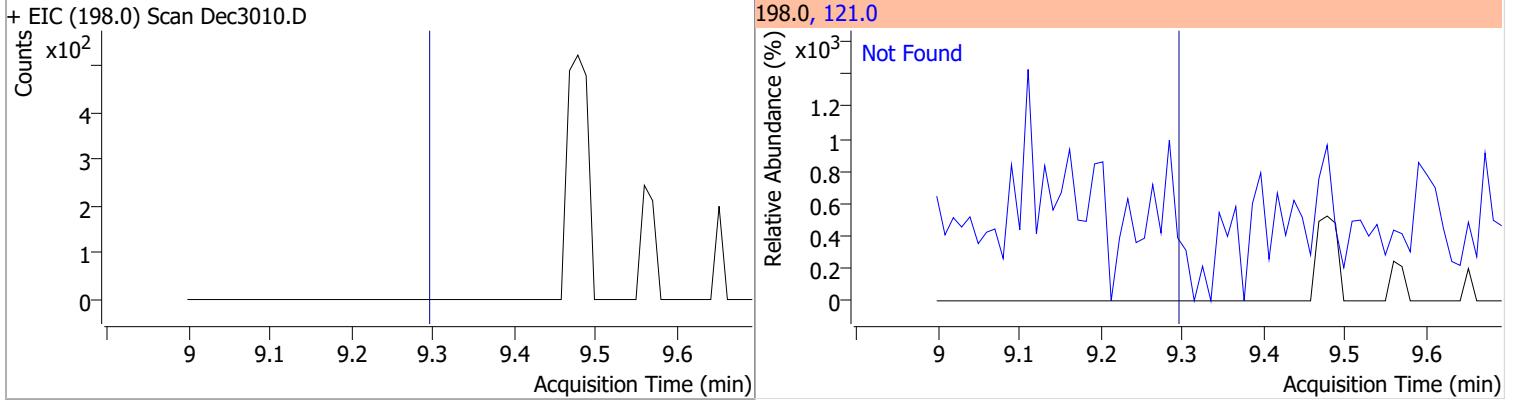


Quantitation Results Report (QT Reviewed)

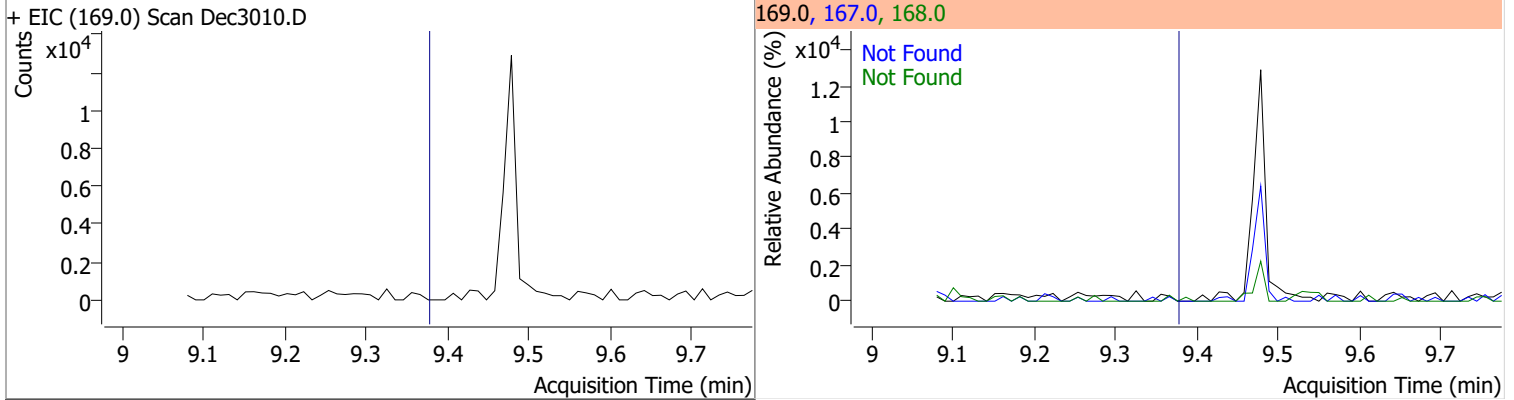
| Compound | Conc. | Exp RT | QIon | Exp Ratio | QIon | Exp Ratio |
|----------------|-------|--------|------|-----------|------|-----------|
| 4-Nitroaniline | N.D. | 9.27 | 65.0 | 131.3 | 92.0 | 49.5 |



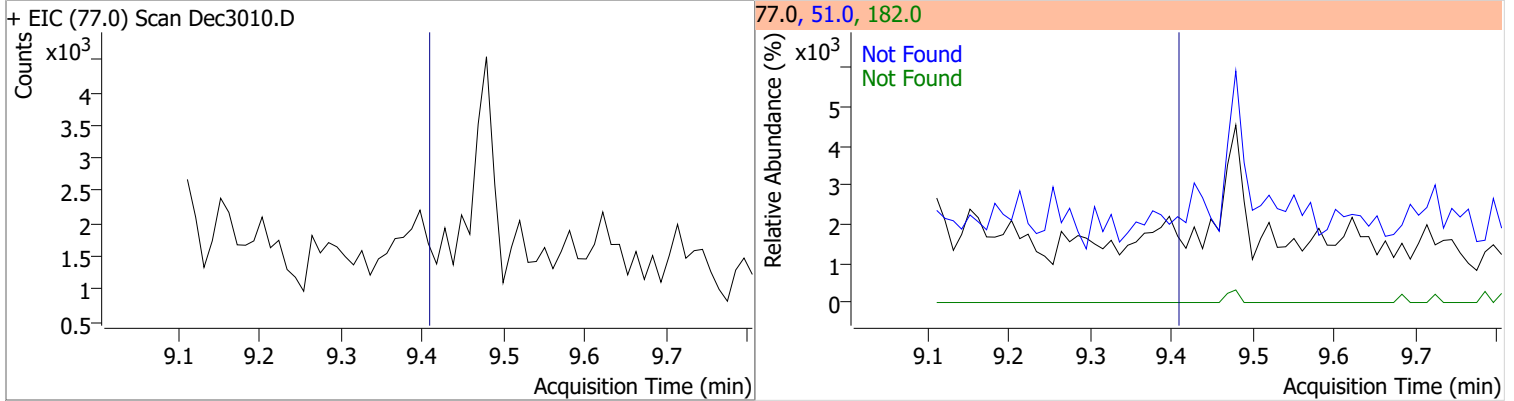
| Compound | Conc. | Exp RT | QIon | Exp Ratio |
|----------------------------|-------|--------|-------|-----------|
| 4,6-Dinitro-2-methylphenol | N.D. | 9.29 | 121.0 | 52.9 |



| Compound | Conc. | Exp RT | QIon | Exp Ratio | QIon | Exp Ratio |
|------------------------|-------|--------|-------|-----------|-------|-----------|
| N-nitrosodiphenylamine | N.D. | 9.38 | 168.0 | 66.6 | 167.0 | 35.0 |

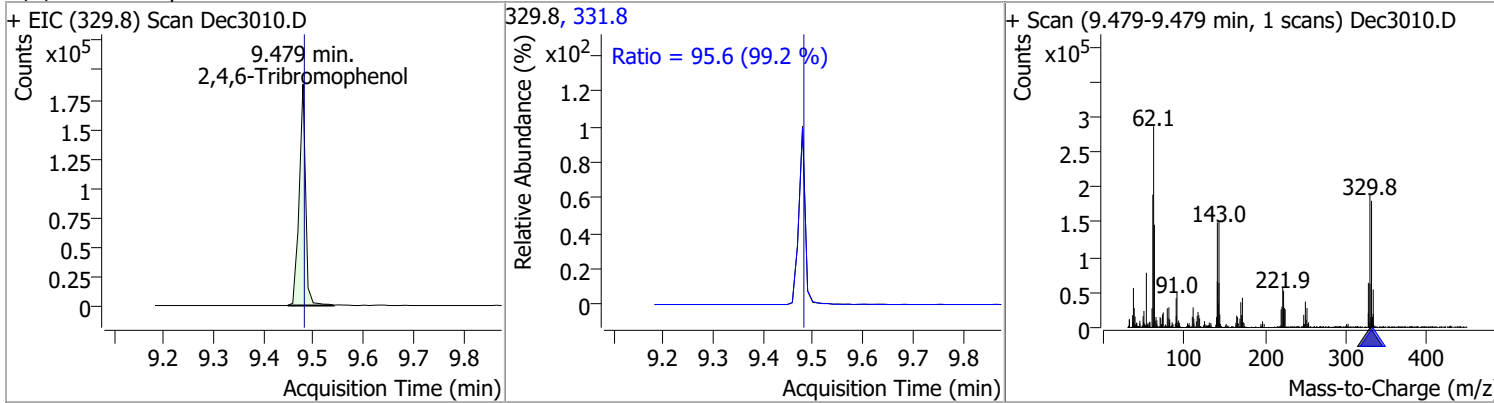


| Compound | Conc. | Exp RT | QIon | Exp Ratio | QIon | Exp Ratio |
|------------|-------|--------|------|-----------|-------|-----------|
| Azobenzene | N.D. | 9.41 | 51.0 | 49.7 | 182.0 | 23.1 |

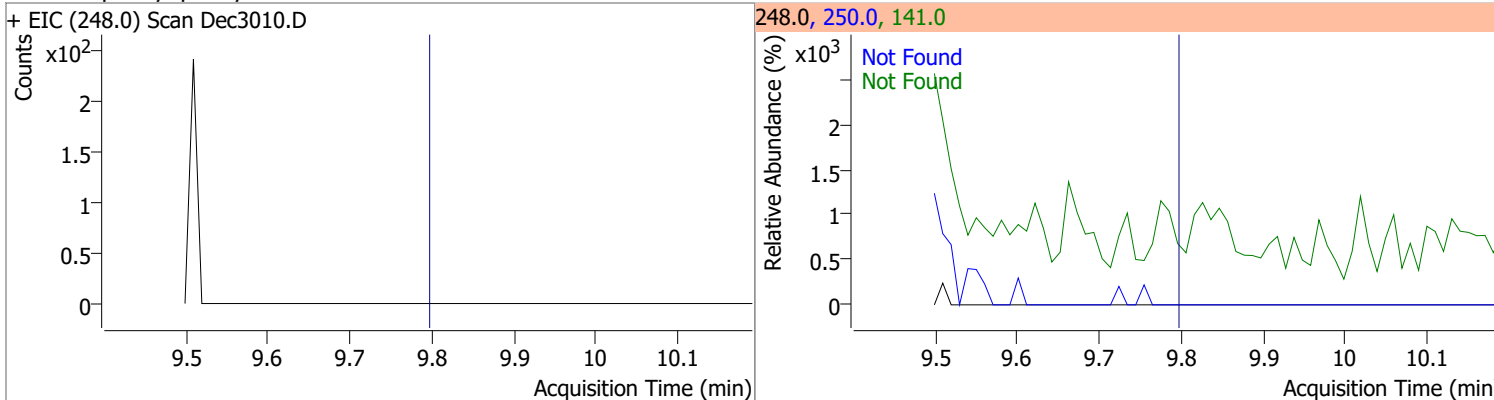


Quantitation Results Report (QT Reviewed)

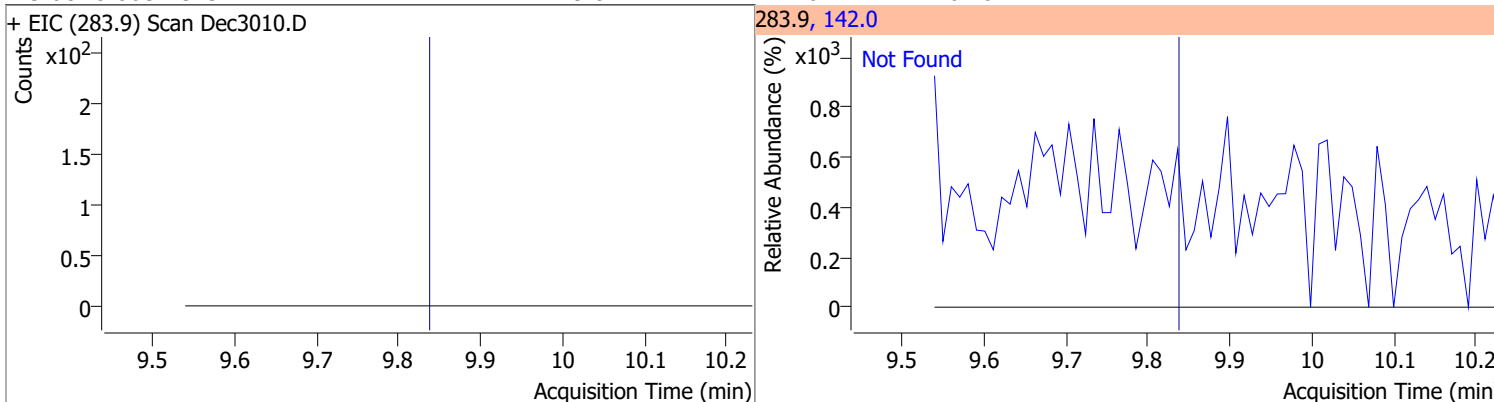
| Compound | Conc. | RT | Dev(Min) | Resp. | QIon | QRatio | Lower | Upper |
|----------------------|----------|------|----------|--------|-------|--------|-------|-------|
| 2,4,6-Tribromophenol | 197.5326 | 9.48 | 0.00 | 168051 | 331.8 | 95.6 | 67.5 | 125.3 |



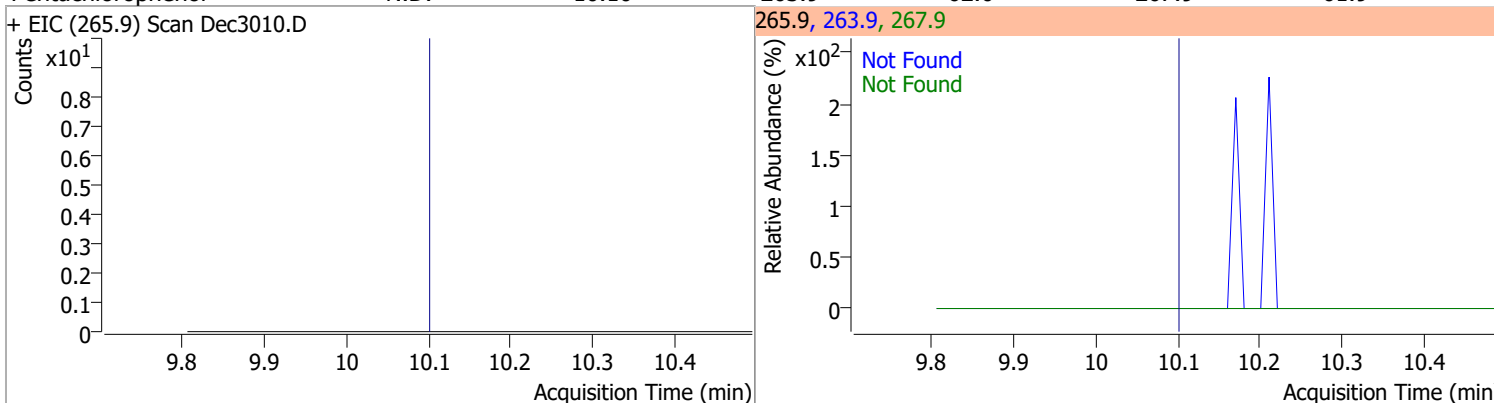
| Compound | Conc. | Exp RT | QIon | Exp Ratio | QIon | Exp Ratio |
|---------------------------|-------|--------|-------|-----------|-------|-----------|
| 4-Bromophenyl-phenylether | N.D. | 9.80 | 141.0 | 109.8 | 250.0 | 97.9 |



| Compound | Conc. | Exp RT | QIon | Exp Ratio | QIon | Exp Ratio |
|-------------------|-------|--------|-------|-----------|------|-----------|
| Hexachlorobenzene | N.D. | 9.84 | 142.0 | 64.6 | | |

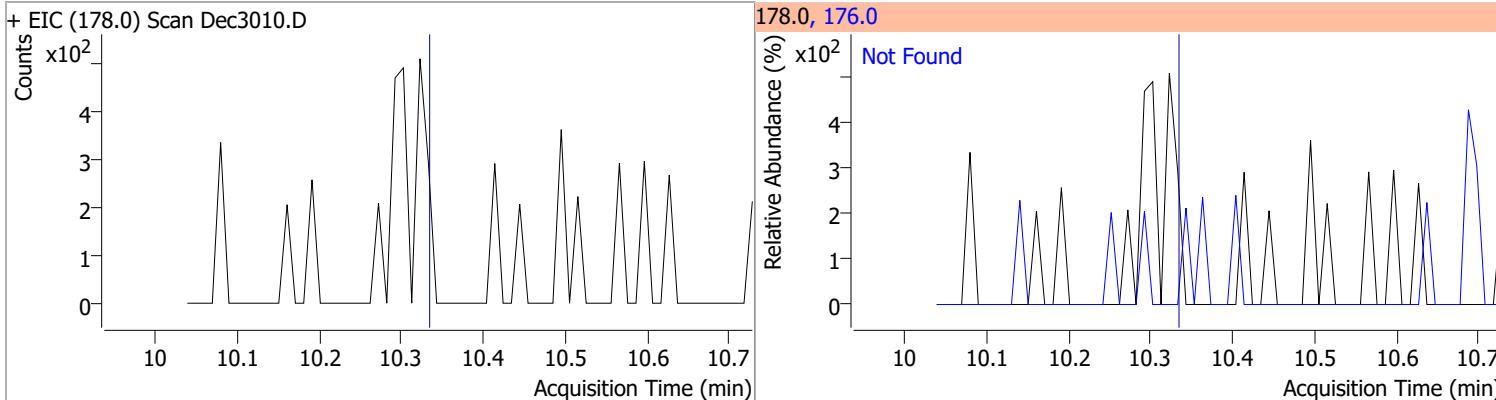


| Compound | Conc. | Exp RT | QIon | Exp Ratio | QIon | Exp Ratio |
|-------------------|-------|--------|-------|-----------|-------|-----------|
| Pentachlorophenol | N.D. | 10.10 | 263.9 | 62.0 | 267.9 | 61.9 |

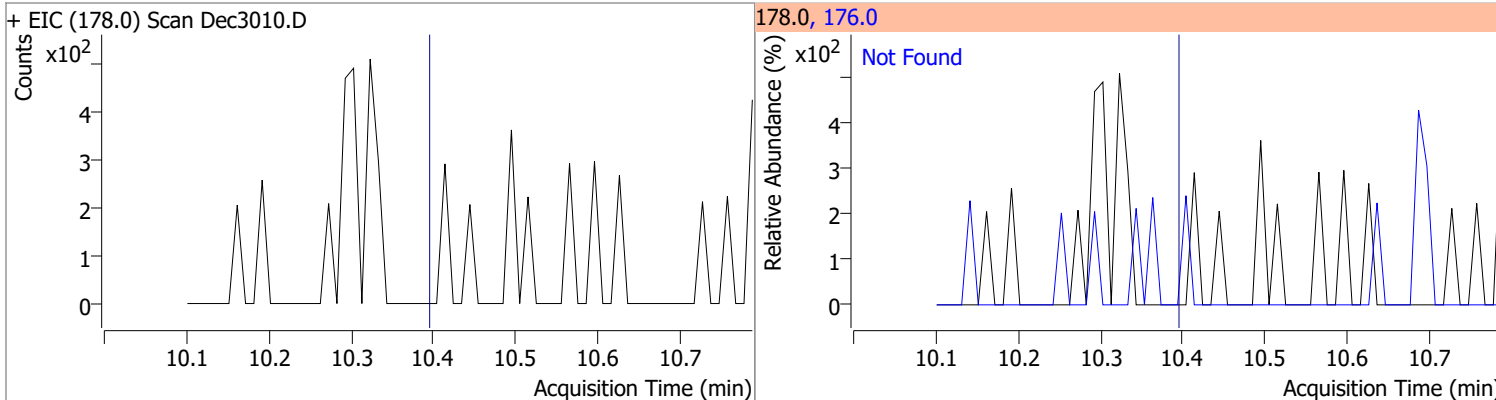


Quantitation Results Report (QT Reviewed)

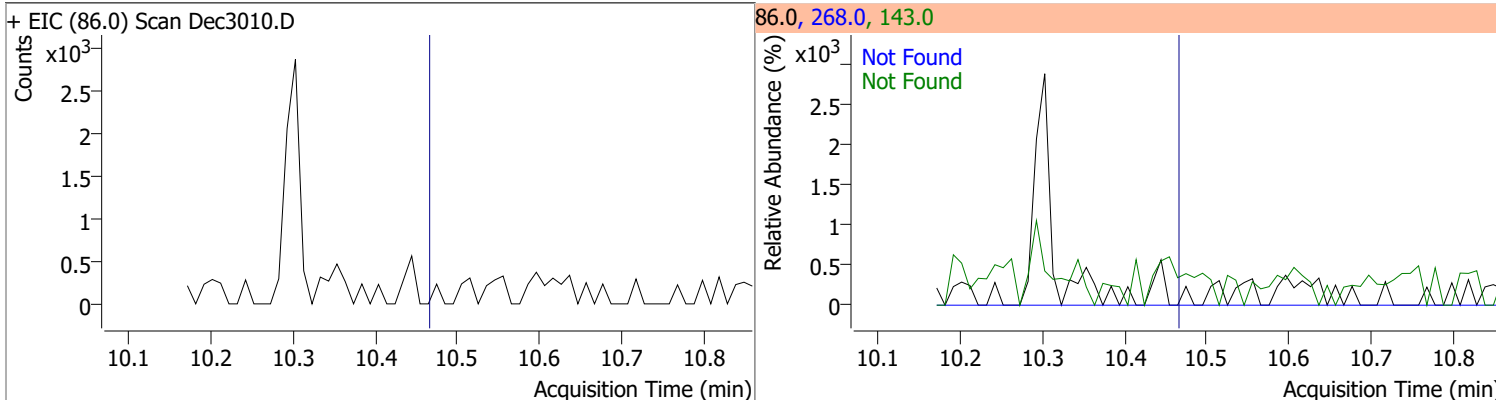
| Compound | Conc. | Exp RT | QIon | Exp Ratio |
|--------------|-------|--------|-------|-----------|
| Phenanthrene | N.D. | 10.33 | 176.0 | 19.7 |



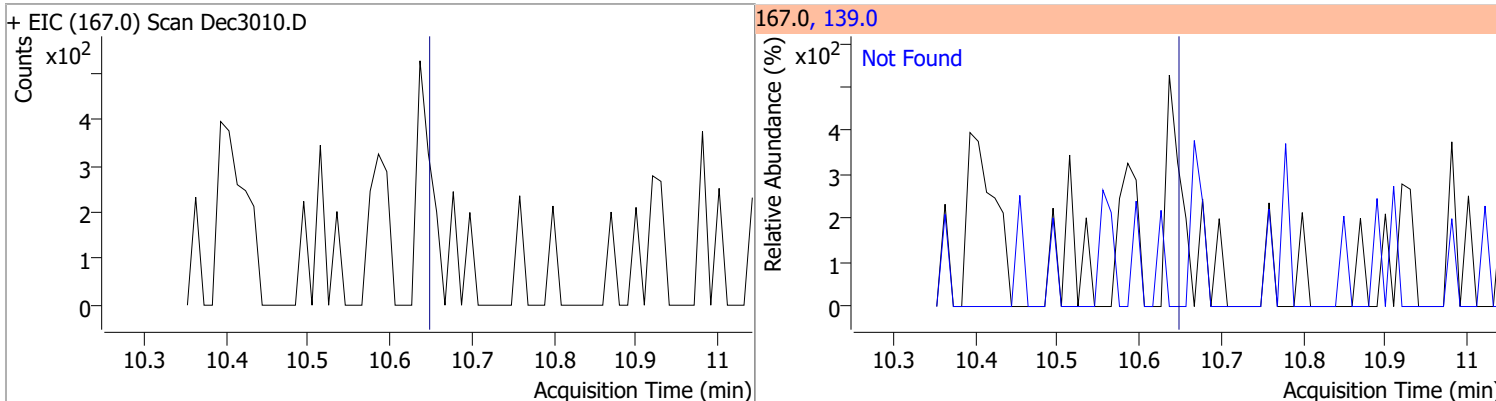
| Compound | Conc. | Exp RT | QIon | Exp Ratio |
|------------|-------|--------|-------|-----------|
| Anthracene | N.D. | 10.39 | 176.0 | 18.3 |



| Compound | Conc. | Exp RT | QIon | Exp Ratio | QIon | Exp Ratio |
|-----------|-------|--------|-------|-----------|-------|-----------|
| Triallate | N.D. | 10.46 | 143.0 | 22.0 | 268.0 | 18.2 |

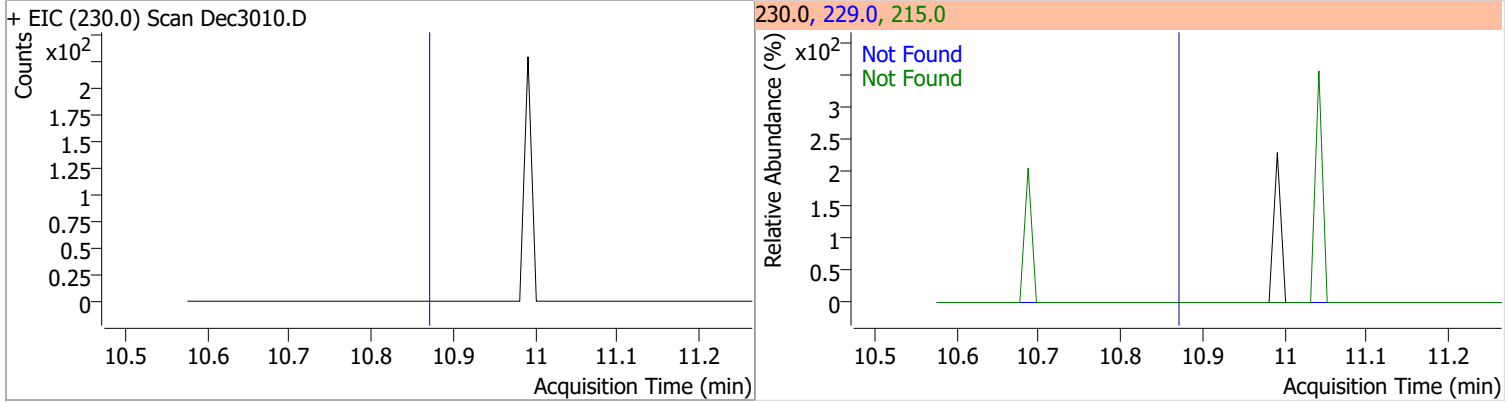


| Compound | Conc. | Exp RT | QIon | Exp Ratio |
|-----------|-------|--------|-------|-----------|
| Carbazole | N.D. | 10.65 | 139.0 | 13.0 |

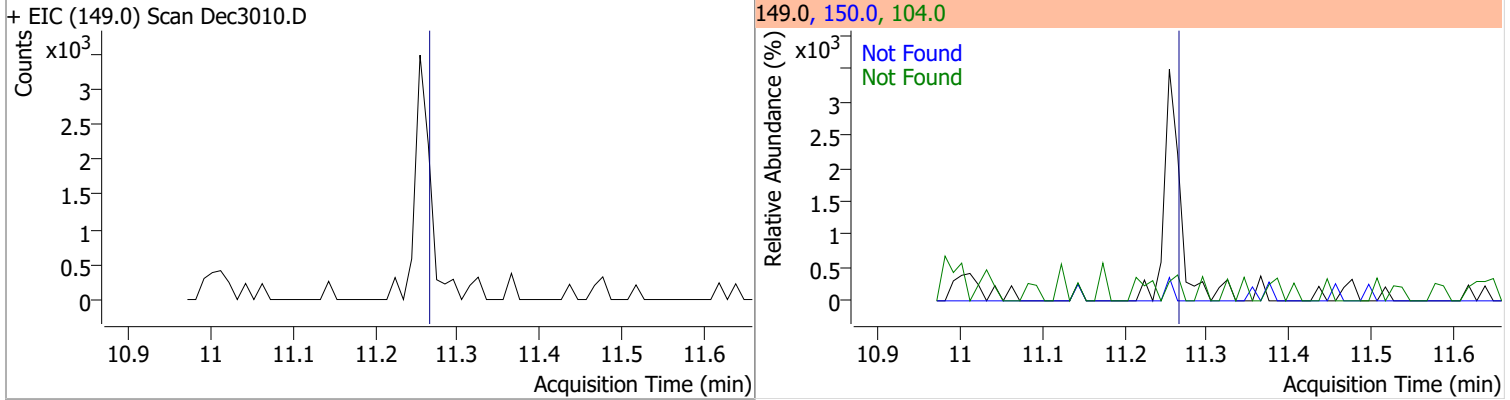


Quantitation Results Report (QT Reviewed)

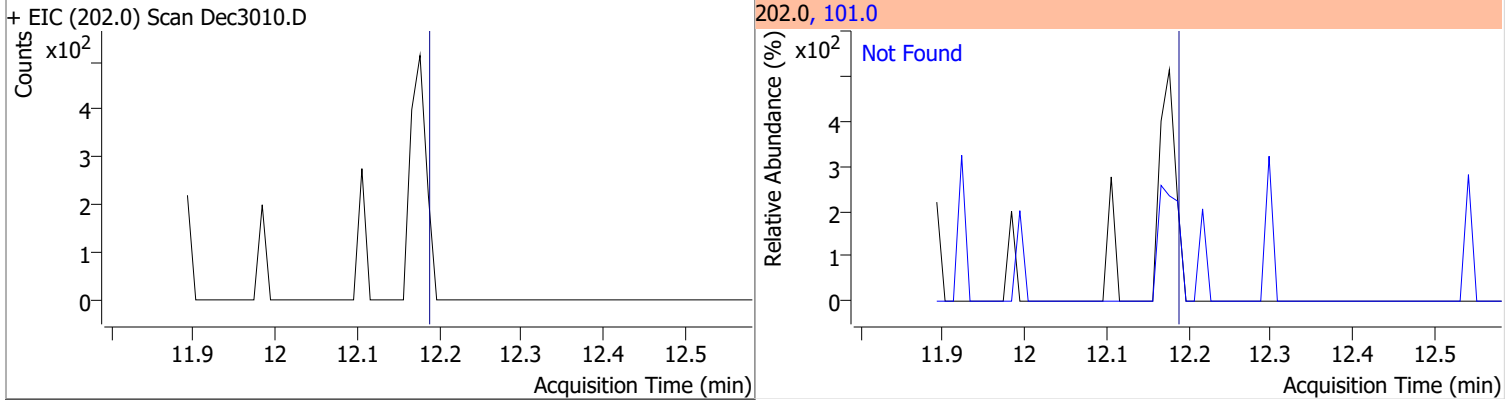
| Compound | Conc. | Exp RT | QIon | Exp Ratio | QIon | Exp Ratio |
|-------------|-------|--------|-------|-----------|-------|-----------|
| o-Terphenyl | N.D. | 10.87 | 229.0 | 67.7 | 215.0 | 38.2 |



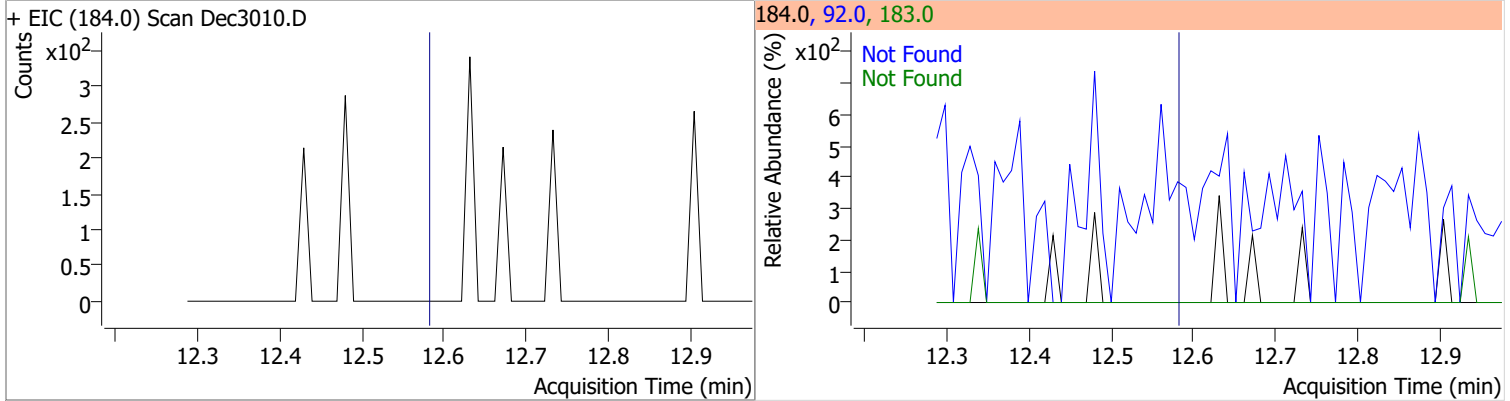
| Compound | Conc. | Exp RT | QIon | Exp Ratio | QIon | Exp Ratio |
|---------------------|-------|--------|-------|-----------|-------|-----------|
| Di-n-Butylphthalate | N.D. | 11.26 | 150.0 | 9.1 | 104.0 | 6.2 |



| Compound | Conc. | Exp RT | QIon | Exp Ratio |
|--------------|-------|--------|-------|-----------|
| Fluoranthene | N.D. | 12.19 | 101.0 | 15.0 |

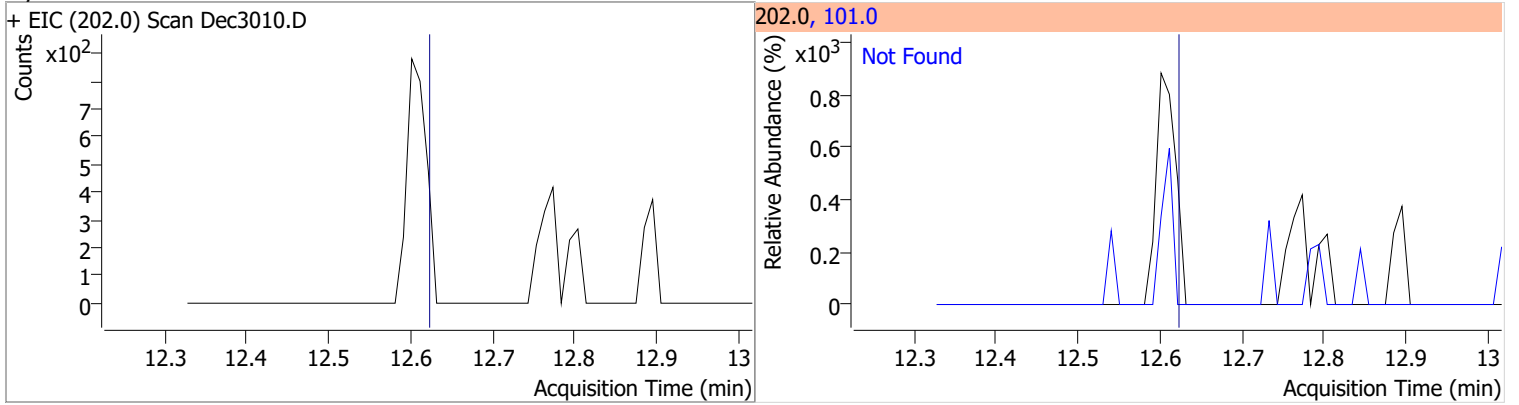


| Compound | Conc. | Exp RT | QIon | Exp Ratio | QIon | Exp Ratio |
|-----------|-------|--------|-------|-----------|------|-----------|
| Benzidine | N.D. | 12.58 | 183.0 | 11.5 | 92.0 | 9.0 |

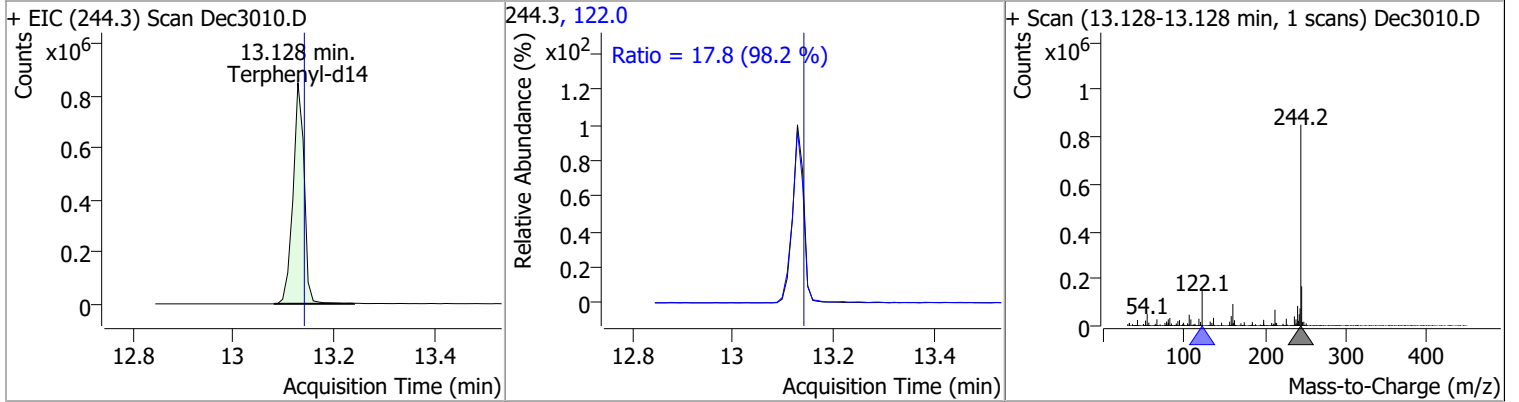


Quantitation Results Report (QT Reviewed)

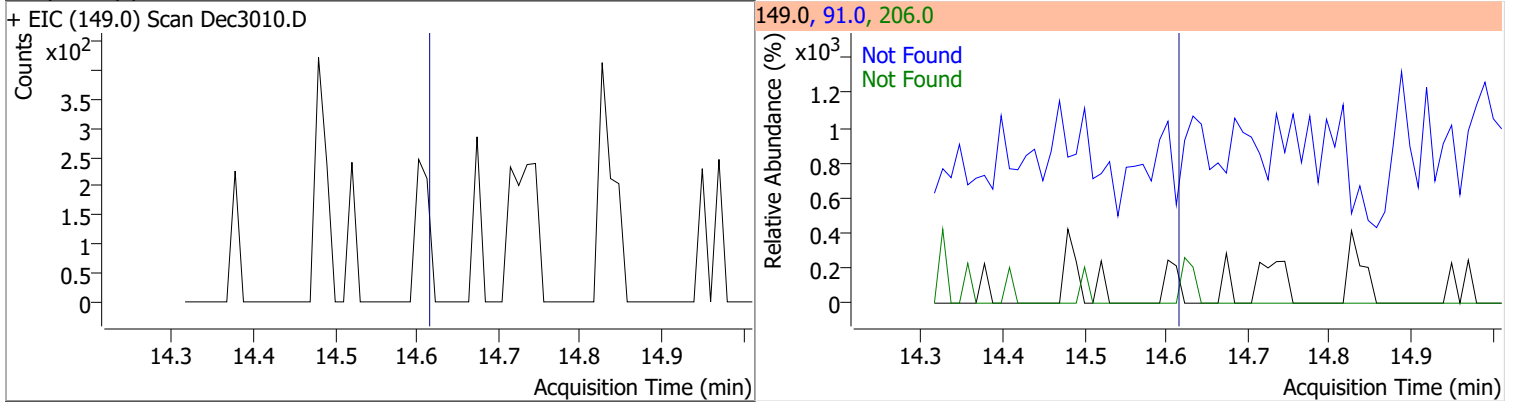
| Compound | Conc. | Exp RT | QIon | Exp Ratio |
|----------|-------|--------|-------|-----------|
| Pyrene | N.D. | 12.62 | 101.0 | 18.5 |



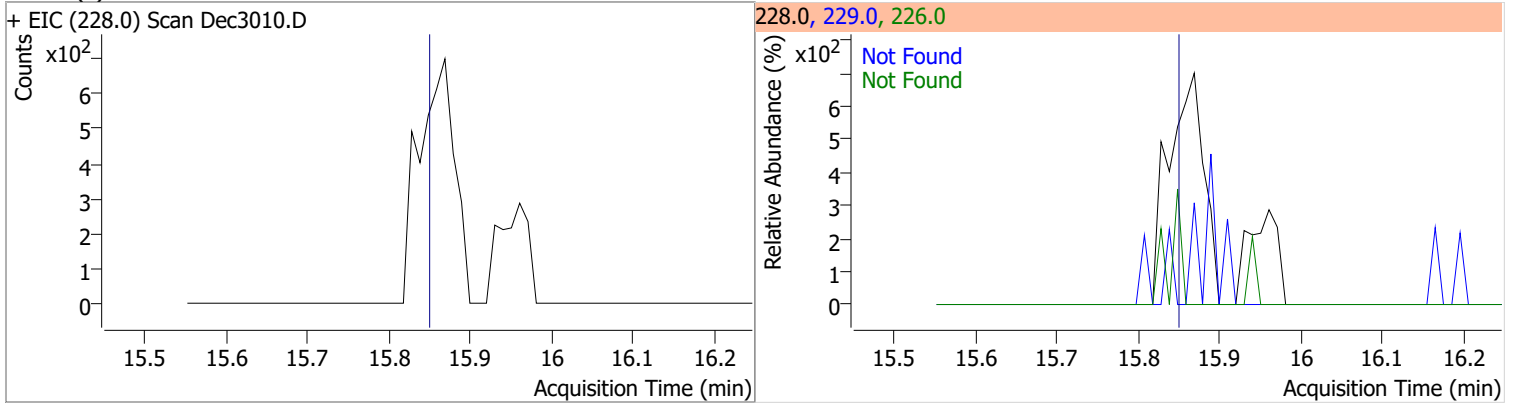
| Compound | Conc. | RT | Dev(Min) | Resp. | QIon | QRatio | Lower | Upper |
|---------------|---------|-------|----------|---------|-------|--------|-------|-------|
| Terphenyl-d14 | 97.8230 | 13.13 | -0.01 | 1301799 | 122.0 | 17.8 | 12.7 | 23.5 |



| Compound | Conc. | Exp RT | QIon | Exp Ratio | QIon | Exp Ratio |
|----------------------|-------|--------|------|-----------|-------|-----------|
| Butylbenzylphthalate | N.D. | 14.63 | 91.0 | 94.6 | 206.0 | 14.9 |

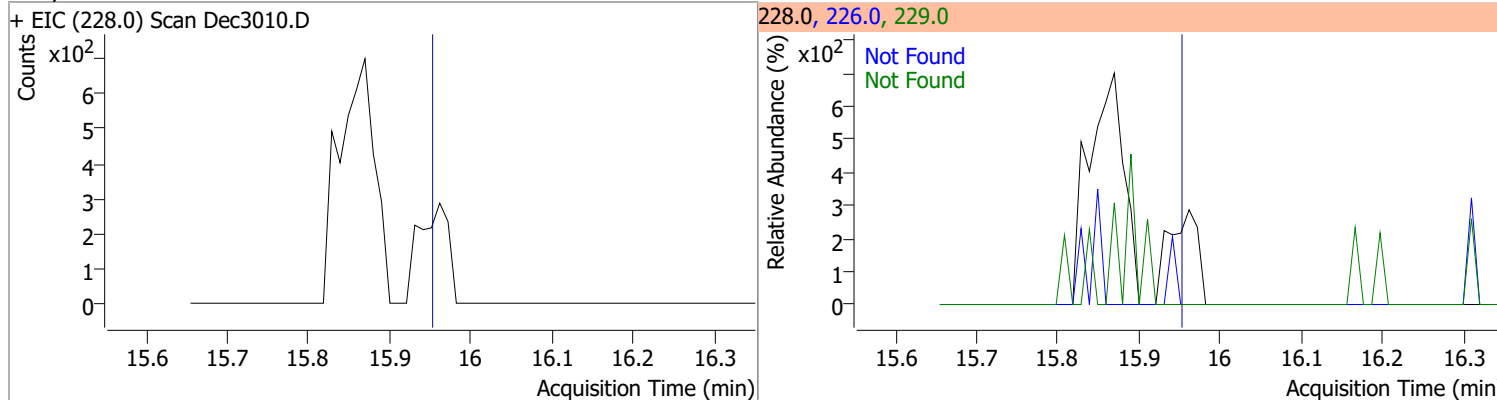


| Compound | Conc. | Exp RT | QIon | Exp Ratio | QIon | Exp Ratio |
|--------------------|-------|--------|-------|-----------|-------|-----------|
| Benzo(a)Anthracene | N.D. | 15.87 | 226.0 | 26.7 | 229.0 | 21.3 |

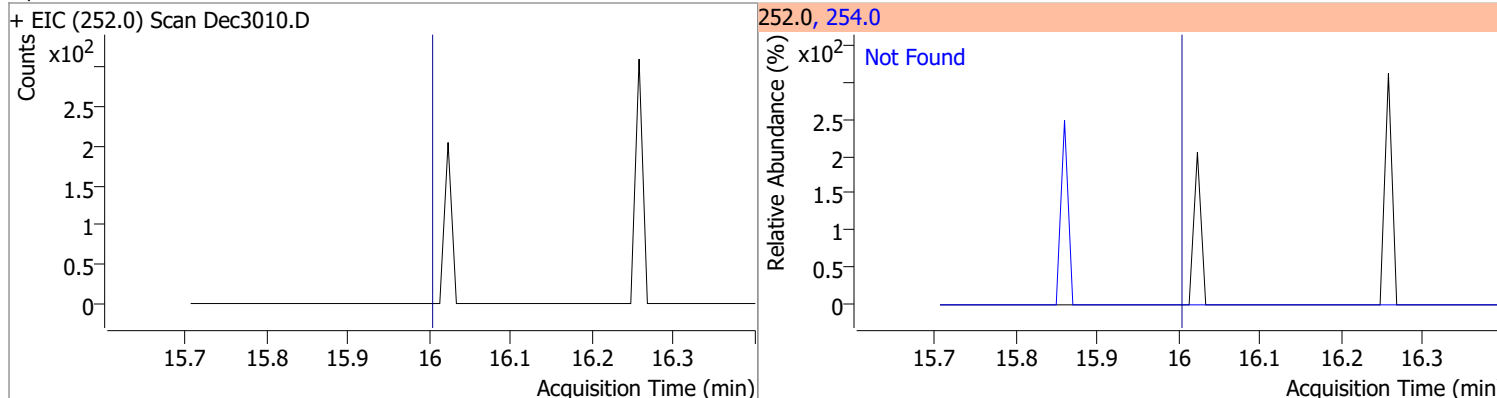


Quantitation Results Report (QT Reviewed)

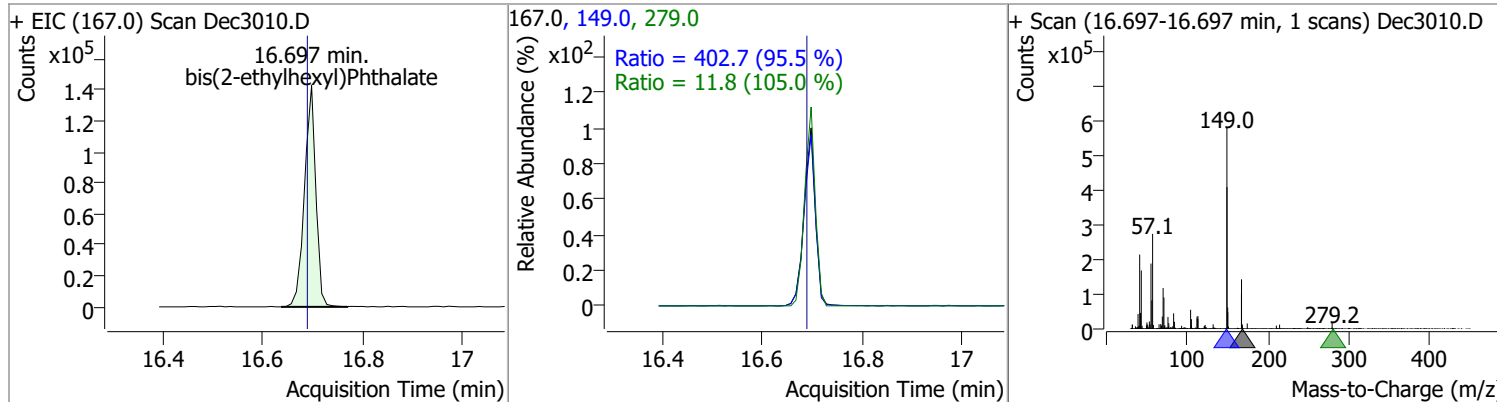
| Compound | Conc. | Exp RT | QIon | Exp Ratio | QIon | Exp Ratio |
|----------|-------|--------|-------|-----------|-------|-----------|
| Chrysene | N.D. | 15.97 | 226.0 | 30.6 | 229.0 | 20.9 |



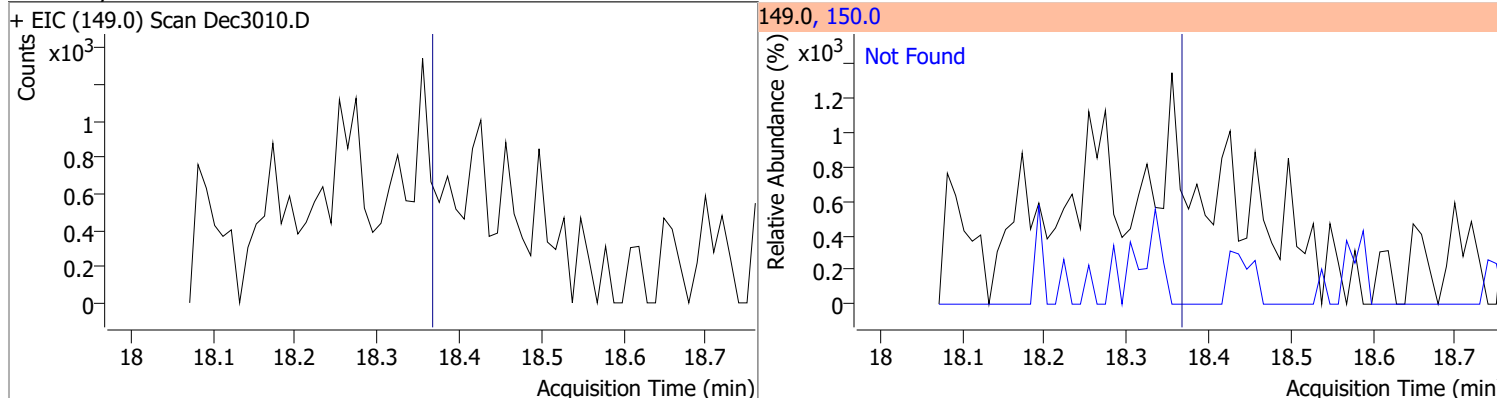
| Compound | Conc. | Exp RT | QIon | Exp Ratio |
|-----------------------|-------|--------|-------|-----------|
| 3,3-Dichlorobenzidine | N.D. | 16.02 | 254.0 | 62.0 |



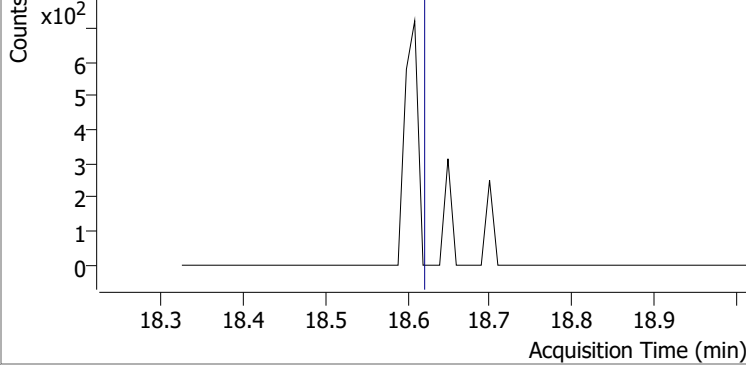
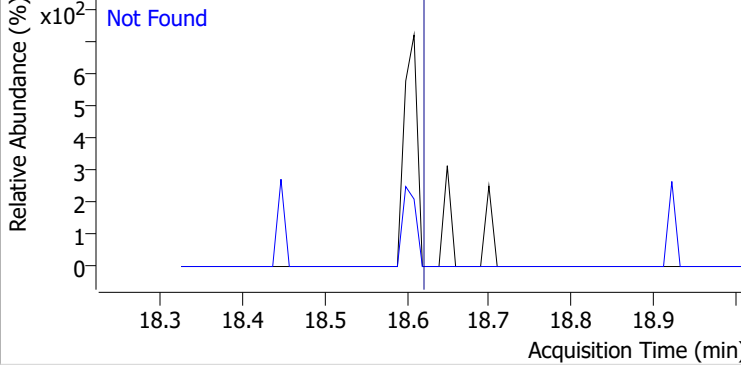
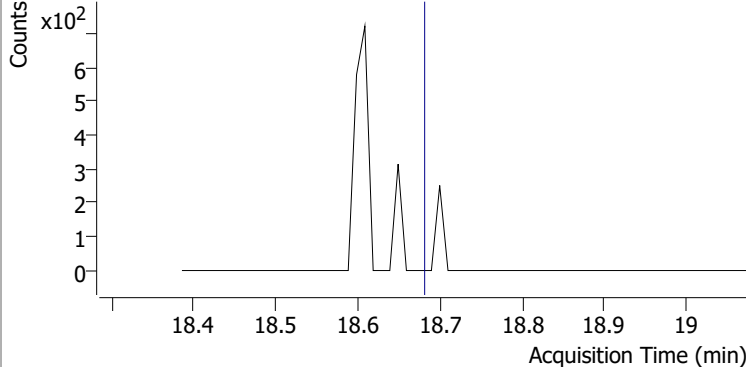
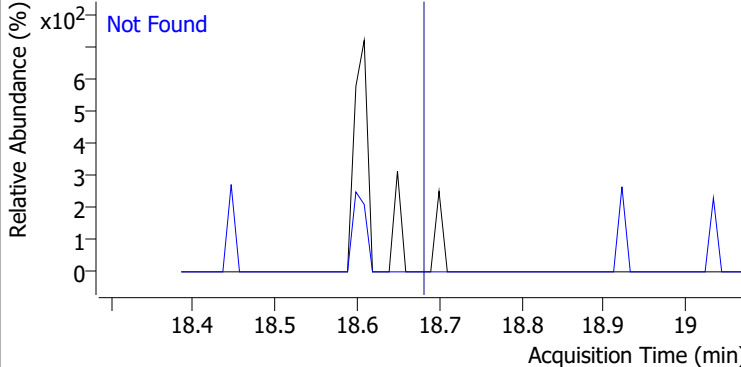
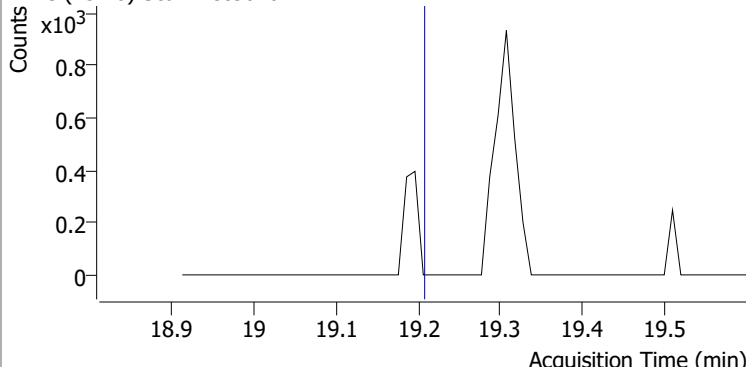
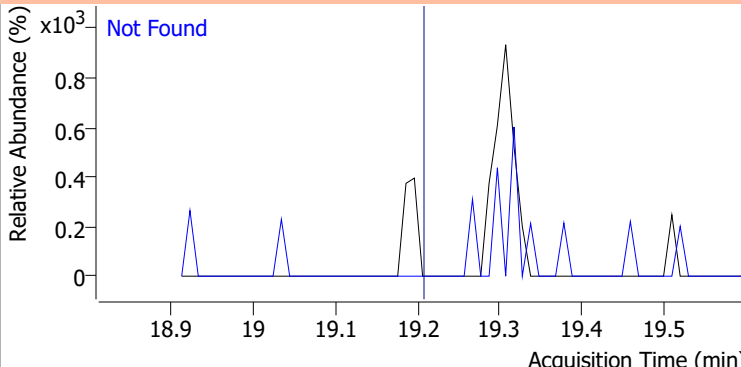
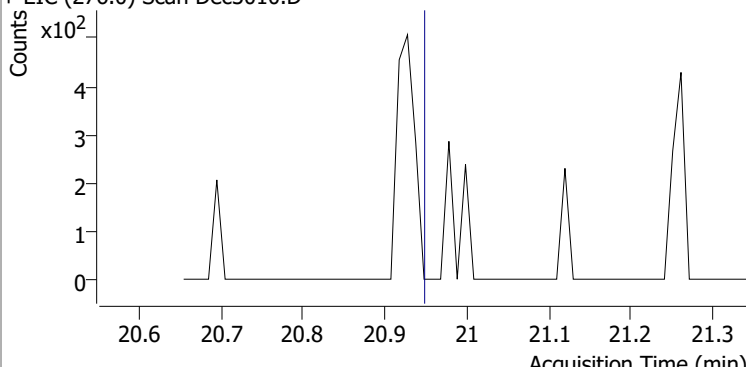
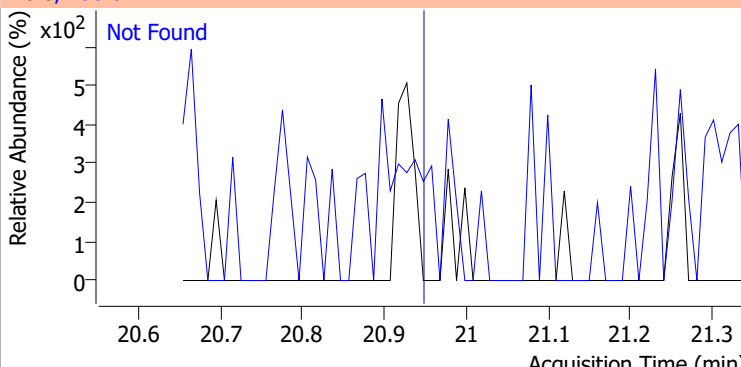
| Compound | Conc. | RT | Dev(Min) | Resp. | QIon | QRatio | Lower | Upper |
|----------------------------|----------|-------|----------|--------|-------|--------|-------|-------|
| bis(2-ethylhexyl)Phthalate | 119.3480 | 16.70 | -0.01 | 227230 | 149.0 | 402.7 | 295.1 | 548.1 |
| | | | | | 279.0 | 11.8 | 7.9 | 14.6 |



| Compound | Conc. | Exp RT | QIon | Exp Ratio |
|----------------------|-------|--------|-------|-----------|
| Di-n-octyl Phthalate | N.D. | 18.38 | 150.0 | 9.7 |

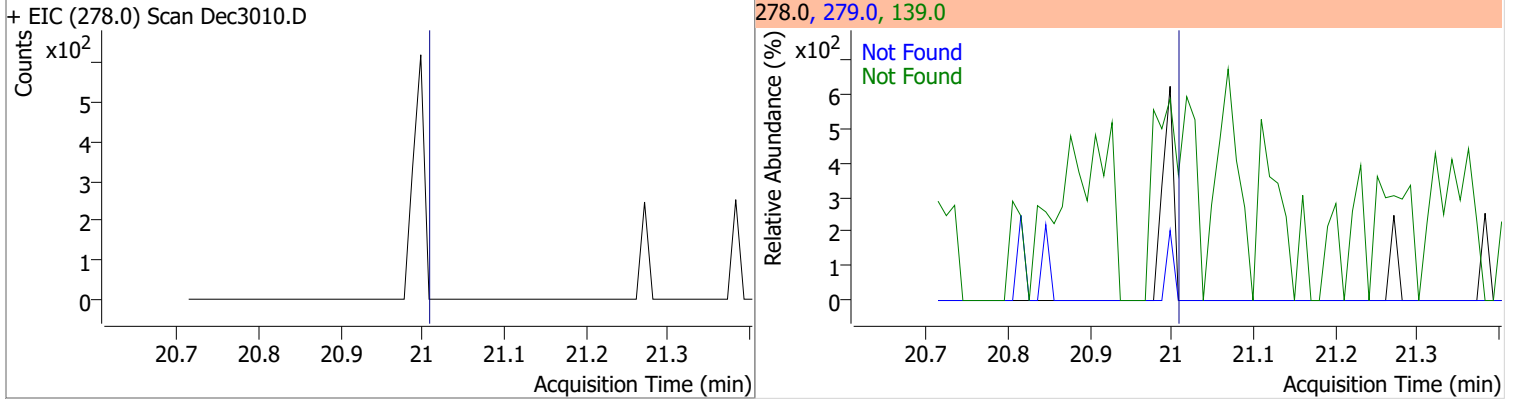


Quantitation Results Report (QT Reviewed)

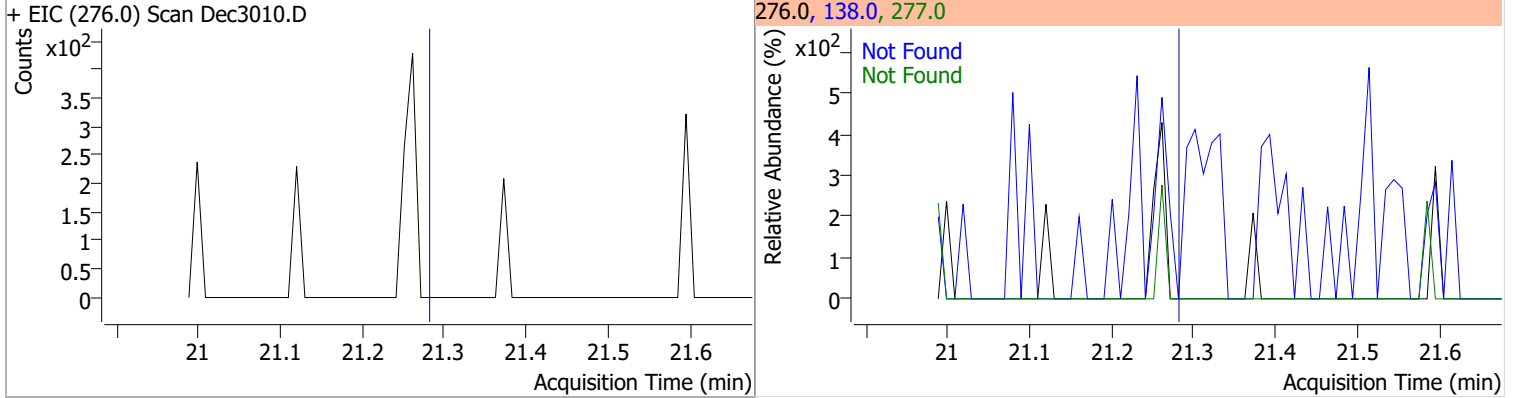
| Compound | Conc. | Exp RT | QIon | Exp Ratio |
|--|--|--------|--------------|-----------|
| Benzo(b)fluoranthene | N.D. | 18.63 | 253.0 | 21.4 |
| + EIC (252.0) Scan Dec3010.D | | | 252.0, 253.0 | |
|  |  | | | |
| Benzo(k)fluoranthene | N.D. | 18.69 | 253.0 | 21.7 |
| + EIC (252.0) Scan Dec3010.D | | | 252.0, 253.0 | |
|  |  | | | |
| Benzo(a)pyrene | N.D. | 19.22 | 253.0 | 22.9 |
| + EIC (252.0) Scan Dec3010.D | | | 252.0, 253.0 | |
|  |  | | | |
| Indeno(1,2,3-c,d)pyrene | N.D. | 20.96 | 138.0 | 39.1 |
| + EIC (276.0) Scan Dec3010.D | | | 276.0, 138.0 | |
|  |  | | | |

Quantitation Results Report (QT Reviewed)

| Compound | Conc. | Exp RT | QIon | Exp Ratio | QIon | Exp Ratio |
|------------------------|-------|--------|-------|-----------|-------|-----------|
| Dibenzo(a,h)anthracene | N.D. | 21.02 | 139.0 | 30.6 | 279.0 | 24.6 |

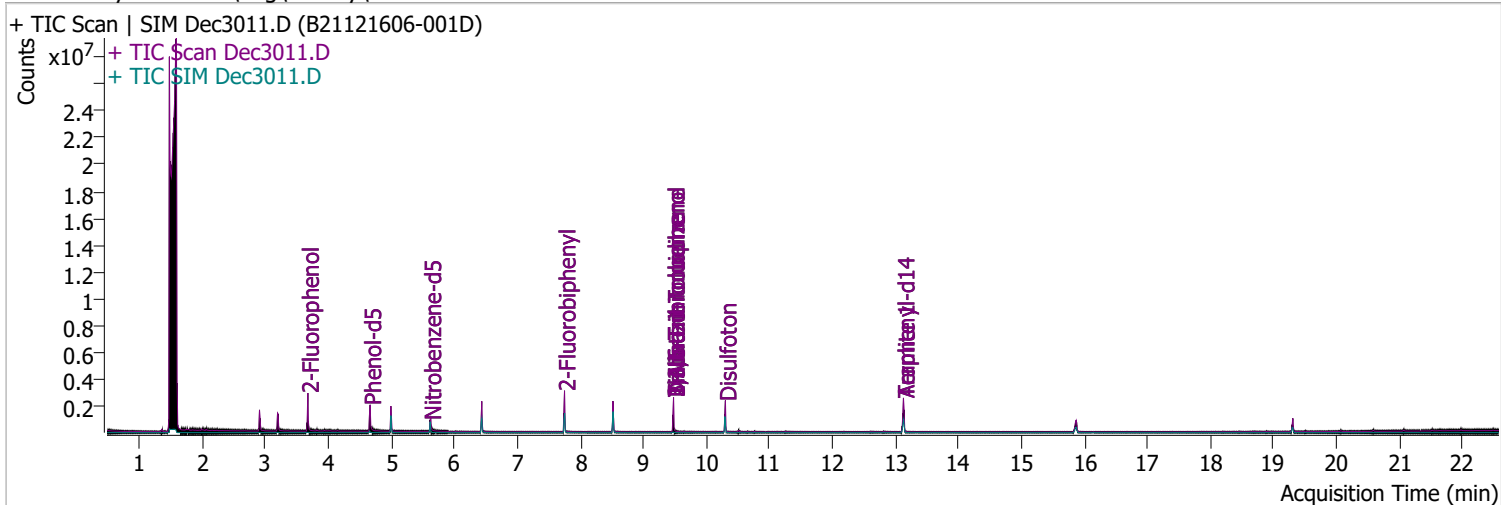


| Compound | Conc. | Exp RT | QIon | Exp Ratio | QIon | Exp Ratio |
|----------------------|-------|--------|-------|-----------|-------|-----------|
| Benzo(g,h,i)perylene | N.D. | 21.29 | 138.0 | 41.5 | 277.0 | 23.8 |



Quantitation Results Report (QT Reviewed)

| | | | |
|----------------|----------------------------|-------------------|------------------------|
| Data File | Dec3011.D | Operator | LIMS import |
| Acq. Method | BNA+SIM.M | Acq. Date-Time | 12/30/2021 5:35:07 PM |
| Sample Name | B21121606-001D | Instrument | Instrument #1 |
| Vial | 11 | Multiplier | 1.00 |
| DA Method File | 122821 bna 1 CAL.batch.bin | Comment | SVOC-8270-W |
| Tune File | dftppdsm.u | Tune Date | 11/24/2021 11:15:00 AM |
| Batch Name | 123021 bna 1.batch.bin | Last Calib Update | 1/3/2022 10:10:10 AM |
| Ref Library | D:\Org\Library\NIST129K.I | | |



| Compound | RT | QIon | Resp. | Conc. | Units | Dev(Min) |
|----------|----|------|-------|-------|-------|----------|
|----------|----|------|-------|-------|-------|----------|

Internal Standards

System Monitoring Compounds

| | | | | | | |
|------------------------|----------------------|-------|---------|-------------------|------|--------|
| S 2-Fluorophenol | 3.674 | 112.0 | 690637 | 93.1234 | µg/L | -0.031 |
| Spiked Amount: 200.000 | Range: 10.0 - 75.0% | | | Recovery = 46.56% | | |
| S Phenol-d5 | 4.664 | 99.0 | 733032 | 67.9802 | µg/L | -0.020 |
| Spiked Amount: 200.000 | Range: 10.0 - 65.0% | | | Recovery = 33.99% | | |
| S Nitrobenzene-d5 | 5.614 | 82.0 | 278780 | 52.5036 | µg/L | -0.010 |
| Spiked Amount: 100.000 | Range: 32.0 - 94.0% | | | Recovery = 52.50% | | |
| S 2-Fluorobiphenyl | 7.749 | 172.0 | 975050 | 57.9468 | µg/L | 0.000 |
| Spiked Amount: 100.000 | Range: 28.0 - 107.0% | | | Recovery = 57.95% | | |
| S 2,4,6-Tribromophenol | 9.479 | 329.8 | 164804 | 192.7867 | µg/L | 0.000 |
| Spiked Amount: 200.000 | Range: 25.0 - 140.0% | | | Recovery = 96.39% | | |
| S Terphenyl-d14 | 13.128 | 244.3 | 1193369 | 89.2226 | µg/L | -0.010 |
| Spiked Amount: 100.000 | Range: 32.0 - 122.0% | | | Recovery = 89.22% | | |

Target Compounds

| Target Compounds | RT | QIon | Resp. | Conc. | Units | Dev(Min) | QValue |
|-------------------------------|-------|------|-------|-------|-------|----------|--------|
| T N-Nitrosodimethylamine | 0.000 | | 0 | N.D. | | | |
| T Pyridine | 0.000 | | 0 | N.D. | | | |
| T Aniline | 0.000 | | 0 | N.D. | | | |
| T Phenol | 0.000 | | 0 | N.D. | | | |
| T bis(-2-Chloroethyl)Ether | 0.000 | | 0 | N.D. | | | |
| T 2-Chlorophenol | 0.000 | | 0 | N.D. | | | |
| T 1,3-Dichlorobenzene | 0.000 | | 0 | N.D. | | | |
| T 1,4-Dichlorobenzene | 0.000 | | 0 | N.D. | | | |
| T 1,2-Dichlorobenzene | 0.000 | | 0 | N.D. | | | |
| T Benzyl Alcohol | 0.000 | | 0 | N.D. | | | |
| T bis(2-chloroisopropyl)Ether | 0.000 | | 0 | N.D. | | | |
| T 2-Methylphenol | 0.000 | | 0 | N.D. | | | |
| T N-nitroso-Di-n-propylamine | 5.624 | 70.0 | 0 | | µg/L | md | 1 |
| T 4Methylphenol/3Methylphenol | 0.000 | | 0 | N.D. | | | |
| T Hexachloroethane | 0.000 | | 0 | N.D. | | | |

Quantitation Results Report (QT Reviewed)

| Compound | RT | QIon | Resp. | Conc. | Units | Dev(Min) |
|-------------------------------|-------|-------|-------|-------|---------|----------|
| T Nitrobenzene | 0.000 | | 0 | N.D. | | |
| T Isophorone | 0.000 | | 0 | N.D. | | |
| T 2-Nitrophenol | 0.000 | | 0 | N.D. | | |
| T 2,4-Dimethylphenol | 0.000 | | 0 | N.D. | | |
| T bis(-2-Chloroethoxy)Methane | 0.000 | | 0 | N.D. | | |
| T Benzoic Acid | 0.000 | | 0 | N.D. | | |
| T 2,4-Dichlorophenol | 0.000 | | 0 | N.D. | | |
| T 1,2,4-Trichlorobenzene | 0.000 | | 0 | N.D. | | |
| T Naphthalene | 0.000 | | 0 | N.D. | | |
| T 4-Chlorophenol | 0.000 | | 0 | N.D. | | |
| T p-Chloroaniline | 0.000 | | 0 | N.D. | | |
| T Hexachlorobutadiene | 0.000 | | 0 | N.D. | | |
| T 4-Chloro-2-Methylphenol | 0.000 | | 0 | N.D. | | |
| T 4-Chloro-3-Methylphenol | 0.000 | | 0 | N.D. | | |
| T 2-Methylnaphthalene | 0.000 | | 0 | N.D. | | |
| T 1-Methylnaphthalene | 0.000 | | 0 | N.D. | | |
| T Hexachlorocyclopentadiene | 0.000 | | 0 | N.D. | | |
| T 2,4,6-Trichlorophenol | 0.000 | | 0 | N.D. | | |
| T 2,4,5-Trichlorophenol | 0.000 | | 0 | N.D. | | |
| T 2-Chloronaphthalene | 0.000 | | 0 | N.D. | | |
| T 2-Nitroaniline | 0.000 | | 0 | N.D. | | |
| T Dimethyl Phthalate | 8.517 | 163.0 | 0 | | µg/L md | 1 |
| T 2,6-Dinitrotoluene | 8.517 | 165.0 | 0 | | µg/L md | 1 |
| T Acenaphthylene | 0.000 | | 0 | N.D. | | |
| T 3-Nitroaniline | 0.000 | | 0 | N.D. | | |
| T Acenaphthene | 0.000 | | 0 | N.D. | | |
| T 2,4-Dinitrophenol | 0.000 | | 0 | N.D. | | |
| T Dibenzofuran | 0.000 | | 0 | N.D. | | |
| T 4-Nitrophenol | 0.000 | | 0 | N.D. | | |
| T 2,4-Dinitrotoluene | 0.000 | | 0 | N.D. | | |
| T Diethylphthalate | 0.000 | | 0 | N.D. | | |
| T Fluorene | 0.000 | | 0 | N.D. | | |
| T 4-Chlorophenyl-phenylether | 0.000 | | 0 | N.D. | | |
| T 4-Nitroaniline | 0.000 | | 0 | N.D. | | |
| T 4,6-Dinitro-2-methylphenol | 9.479 | 198.0 | 0 | | µg/L md | 1 |
| T N-nitrosodiphenylamine | 0.000 | | 0 | N.D. | | |
| T Azobenzene | 0.000 | | 0 | N.D. | | |
| T 4-Bromophenyl-phenylether | 0.000 | | 0 | N.D. | | |
| T Hexachlorobenzene | 0.000 | | 0 | N.D. | | |
| T Pentachlorophenol | 0.000 | | 0 | N.D. | | |
| T Phenanthrene | 0.000 | | 0 | N.D. | | |
| T Anthracene | 0.000 | | 0 | N.D. | | |
| T Triallate | 0.000 | | 0 | N.D. | | |
| T Carbazole | 0.000 | | 0 | N.D. | | |
| T o-Terphenyl | 0.000 | | 0 | N.D. | | |
| T Di-n-Butylphthalate | 0.000 | | 0 | N.D. | | |
| T Fluoranthene | 0.000 | | 0 | N.D. | | |
| T Benzidine | 0.000 | | 0 | N.D. | | |
| T Pyrene | 0.000 | | 0 | N.D. | | |
| T Butylbenzylphthalate | 0.000 | | 0 | N.D. | | |
| T Benzo(a)Anthracene | 0.000 | | 0 | N.D. | | |
| T Chrysene | 0.000 | | 0 | N.D. | | |
| T 3,3-Dichlorobenzidine | 0.000 | | 0 | N.D. | | |
| T bis(2-ethylhexyl)Phthalate | 0.000 | | 0 | N.D. | | |
| T Di-n-octyl Phthalate | 0.000 | | 0 | N.D. | | |

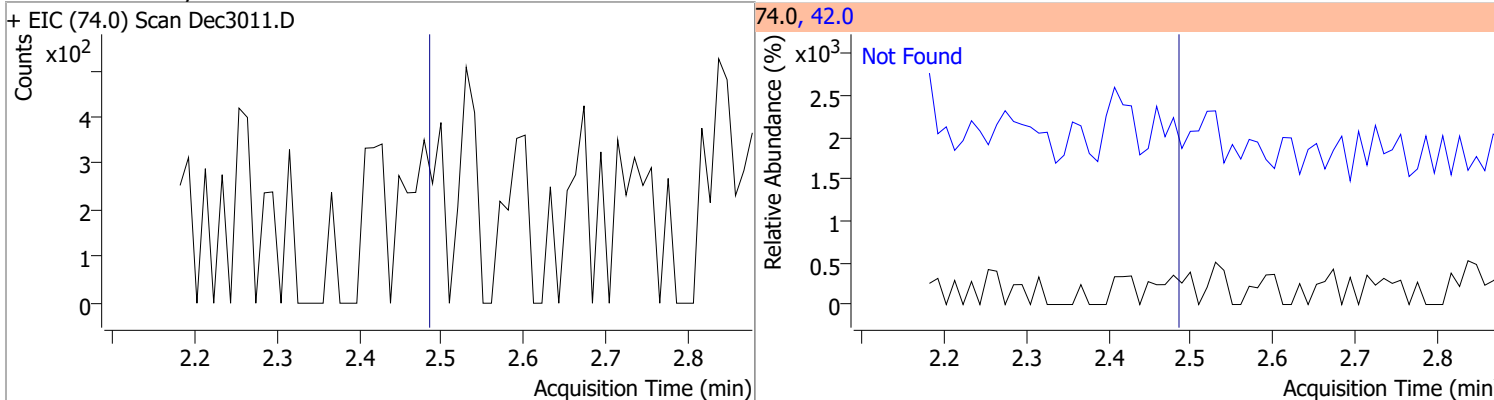
Quantitation Results Report (QT Reviewed)

| Compound | RT | QIon | Resp. | Conc. | Units | Dev(Min) |
|---------------------------|-------|------|-------|-------|-------|----------|
| T Benzo(b)fluoranthene | 0.000 | | 0 | N.D. | | |
| T Benzo(k)fluoranthene | 0.000 | | 0 | N.D. | | |
| T Benzo(a)pyrene | 0.000 | | 0 | N.D. | | |
| T Indeno(1,2,3-c,d)pyrene | 0.000 | | 0 | N.D. | | |
| T Dibenzo(a,h)anthracene | 0.000 | | 0 | N.D. | | |
| T Benzo(g,h,i)perylene | 0.000 | | 0 | N.D. | | |

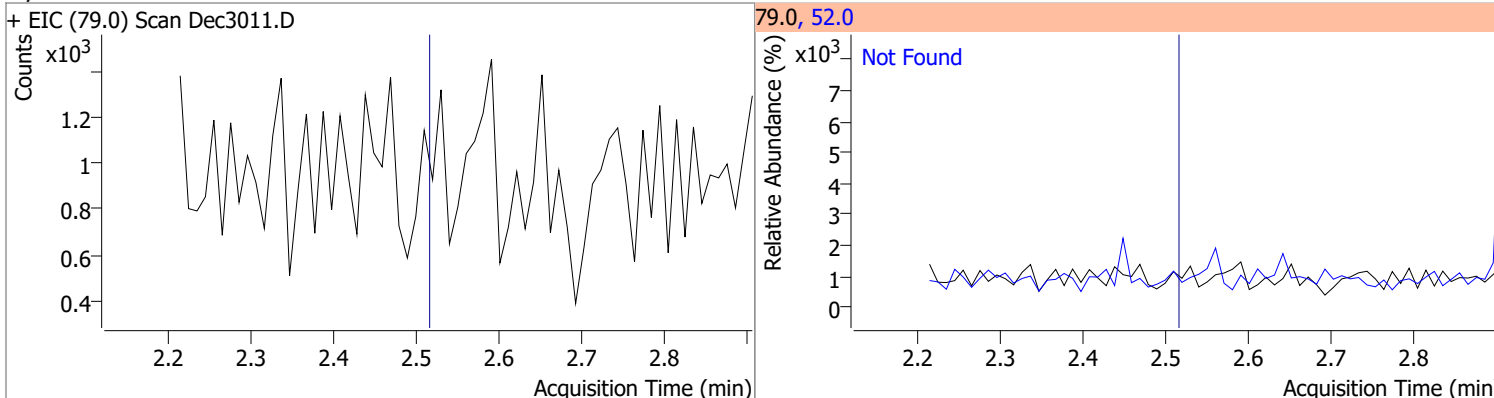
(#) = Qualifier Out of Range; (m) = Manual Integration; (+) = Area Summed; (*) = Surrogate Percent Recovery Out of Range; (d): Zeroed Peak

Quantitation Results Report (QT Reviewed)

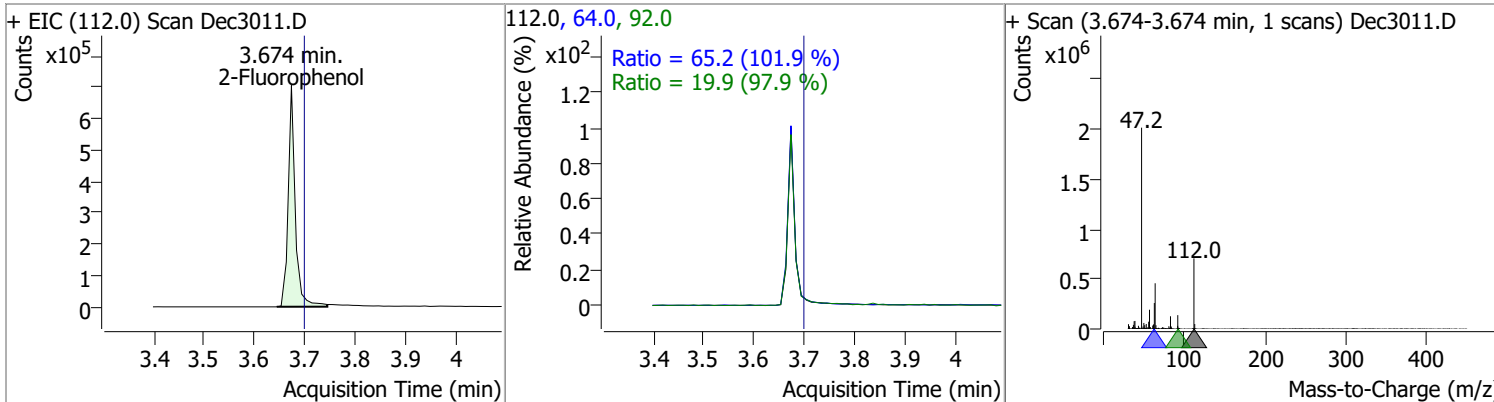
| Compound | Conc. | Exp RT | QIon | Exp Ratio |
|------------------------|-------|--------|------|-----------|
| N-Nitrosodimethylamine | N.D. | 2.49 | 42.0 | 184.8 |



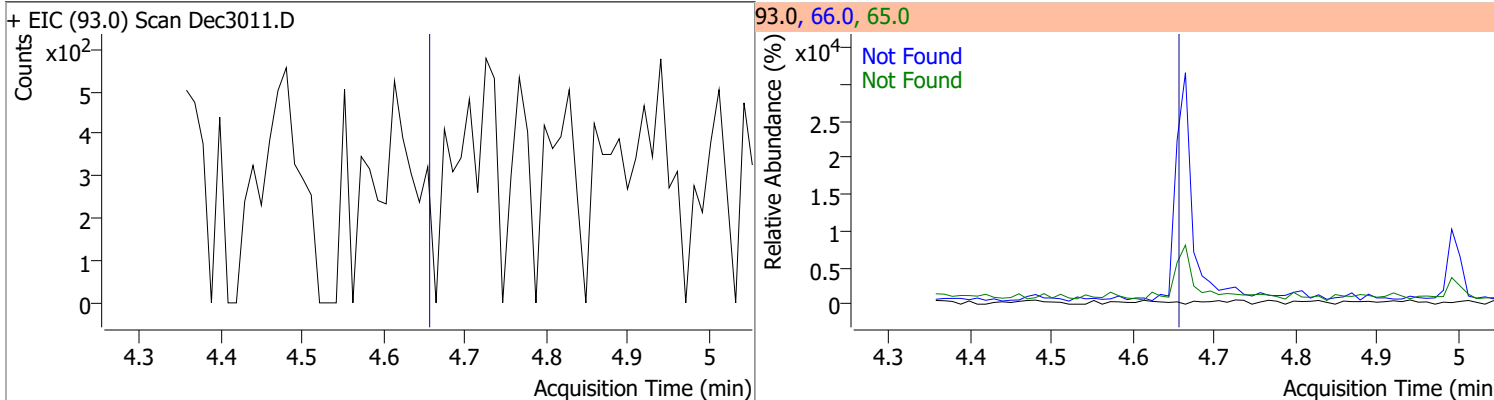
| Compound | Conc. | Exp RT | QIon | Exp Ratio |
|----------|-------|--------|------|-----------|
| Pyridine | N.D. | 2.52 | 52.0 | 135.8 |



| Compound | Conc. | RT | Dev(Min) | Resp. | QIon | QRatio | Lower | Upper |
|----------------|---------|------|----------|--------|------|--------|-------|-------|
| 2-Fluorophenol | 93.1234 | 3.67 | -0.03 | 690637 | 64.0 | 65.2 | 44.8 | 83.2 |
| | | | | | 92.0 | 19.9 | 14.2 | 26.4 |

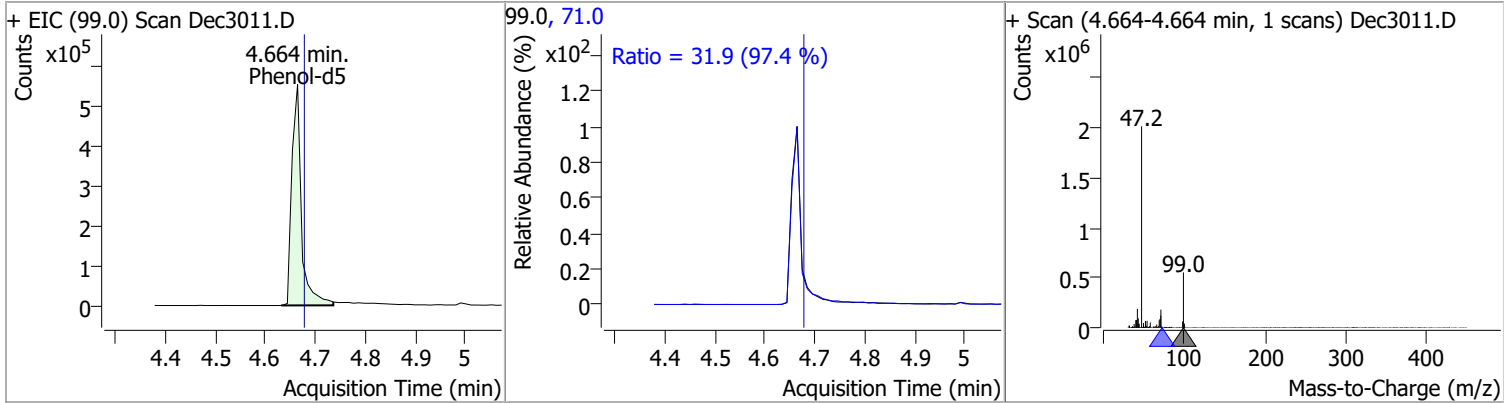


| Compound | Conc. | Exp RT | QIon | Exp Ratio | QIon | Exp Ratio |
|----------|-------|--------|------|-----------|------|-----------|
| Aniline | N.D. | 4.66 | 66.0 | 41.6 | 65.0 | 23.1 |

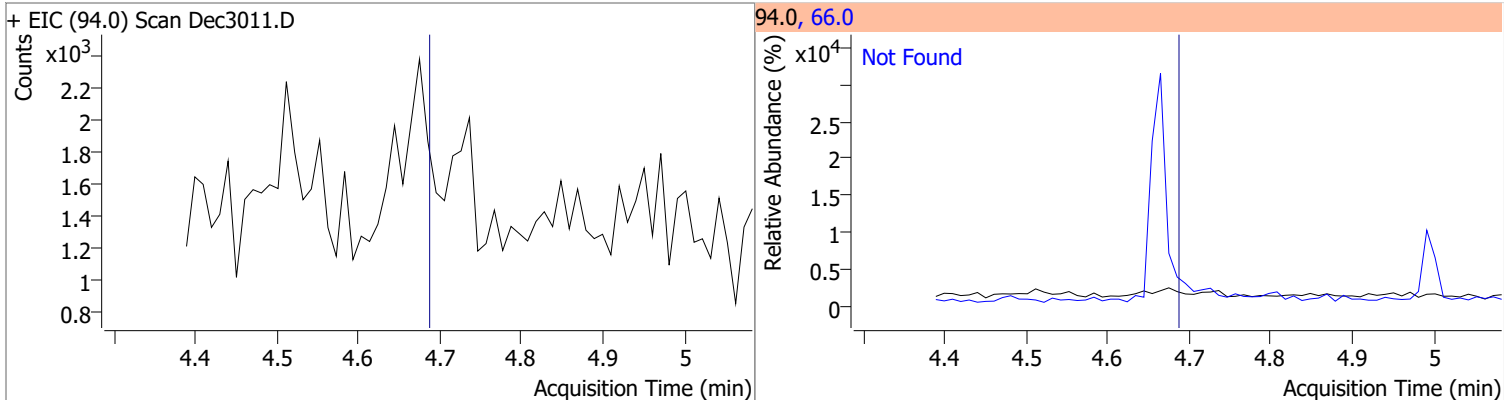


Quantitation Results Report (QT Reviewed)

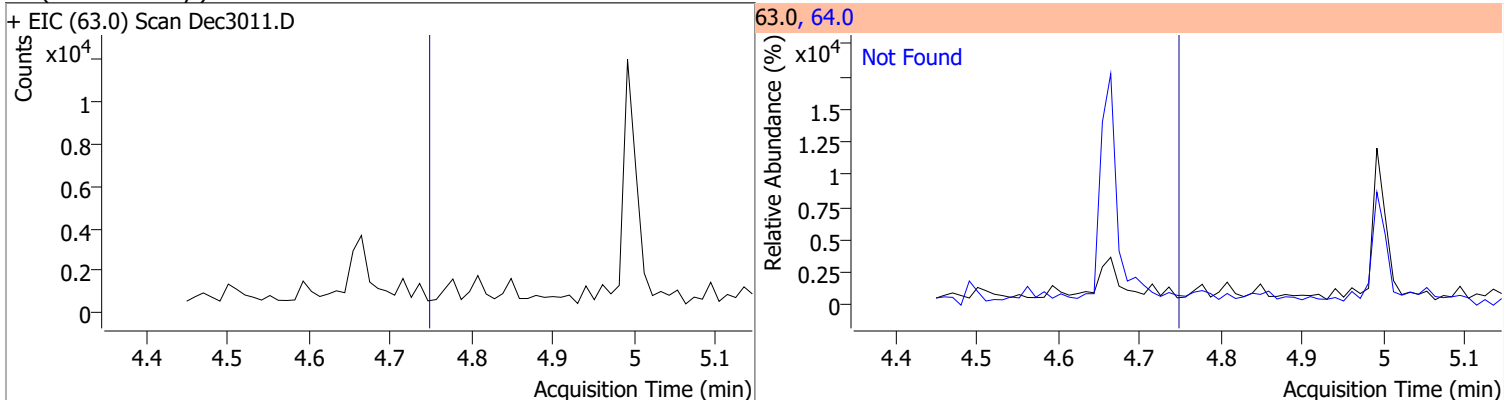
| Compound | Conc. | RT | Dev(Min) | Resp. | QIon | QRatio | Lower | Upper |
|-----------|---------|------|----------|--------|------|--------|-------|-------|
| Phenol-d5 | 67.9802 | 4.66 | -0.02 | 733032 | 71.0 | 31.9 | 22.9 | 42.5 |



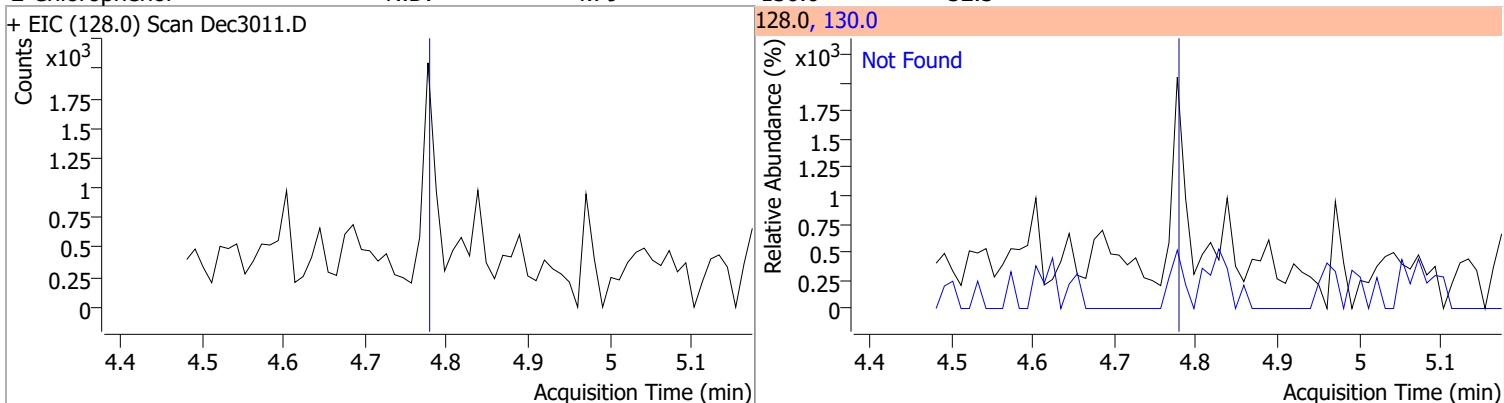
| Compound | Conc. | Exp RT | QIon | Exp Ratio |
|----------|-------|--------|------|-----------|
| Phenol | N.D. | 4.69 | 66.0 | 40.8 |



| Compound | Conc. | Exp RT | QIon | Exp Ratio |
|--------------------------|-------|--------|------|-----------|
| bis(-2-Chloroethyl)Ether | N.D. | 4.76 | 64.0 | 2.8 |

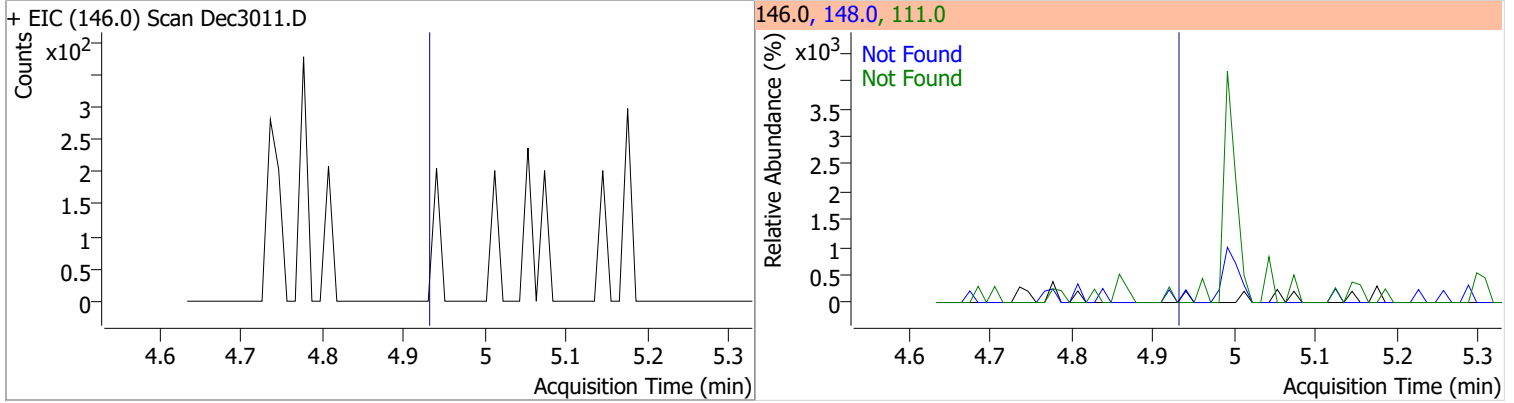


| Compound | Conc. | Exp RT | QIon | Exp Ratio |
|----------------|-------|--------|-------|-----------|
| 2-Chlorophenol | N.D. | 4.79 | 130.0 | 32.3 |

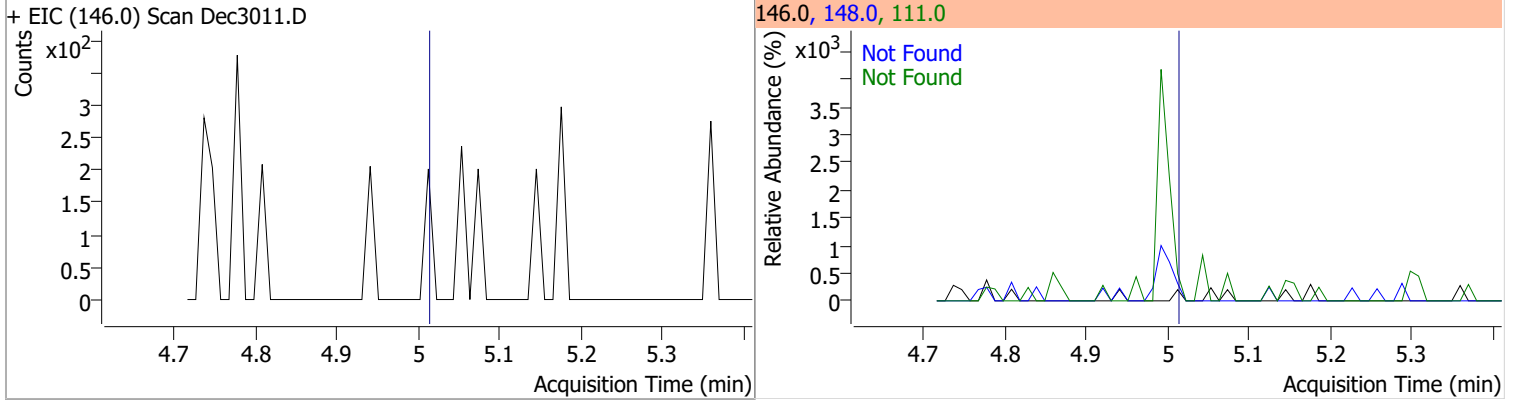


Quantitation Results Report (QT Reviewed)

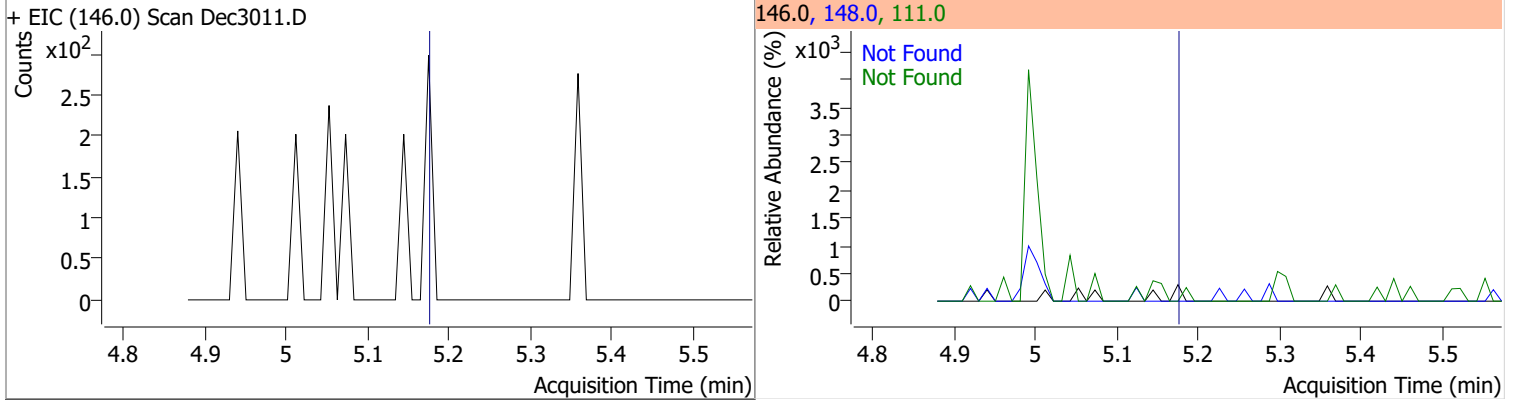
| Compound | Conc. | Exp RT | QIon | Exp Ratio | QIon | Exp Ratio |
|---------------------|-------|--------|-------|-----------|-------|-----------|
| 1,3-Dichlorobenzene | N.D. | 4.94 | 148.0 | 63.2 | 111.0 | 39.4 |



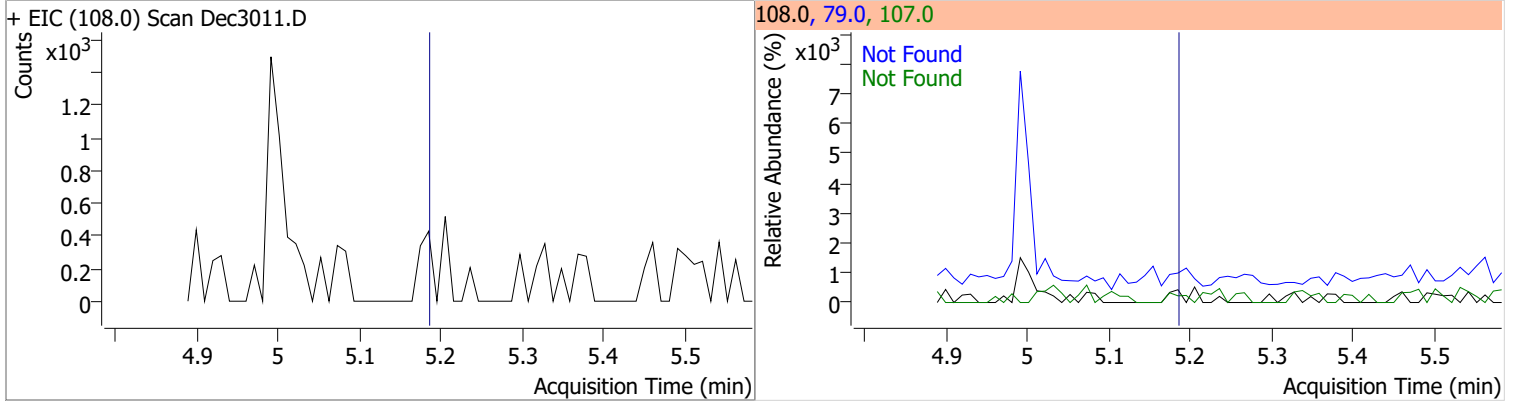
| Compound | Conc. | Exp RT | QIon | Exp Ratio | QIon | Exp Ratio |
|---------------------|-------|--------|-------|-----------|-------|-----------|
| 1,4-Dichlorobenzene | N.D. | 5.02 | 148.0 | 62.2 | 111.0 | 37.4 |



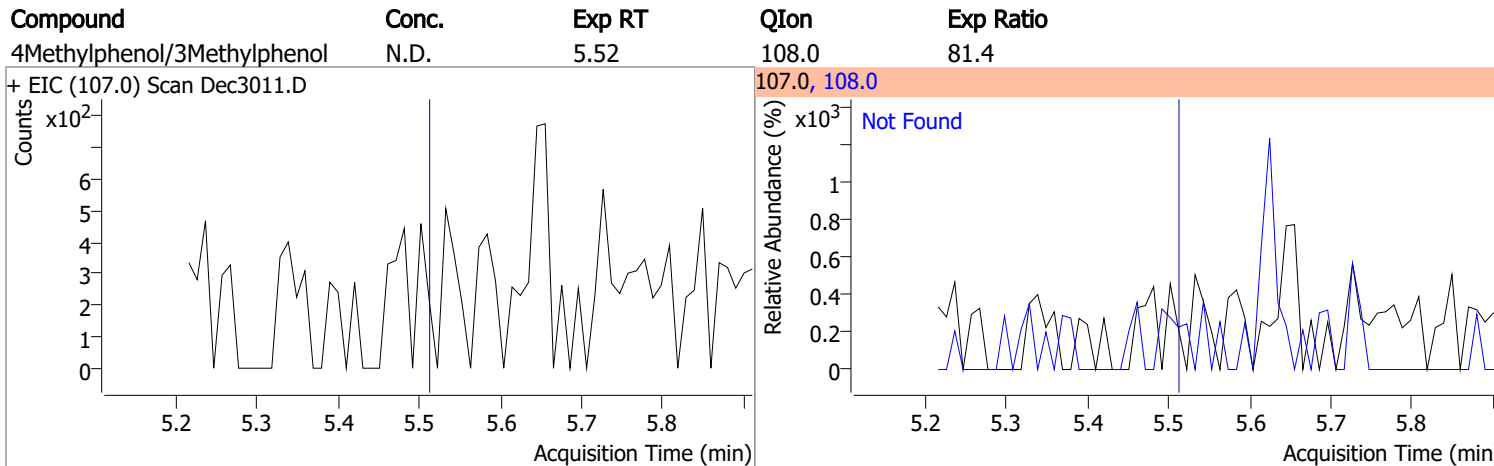
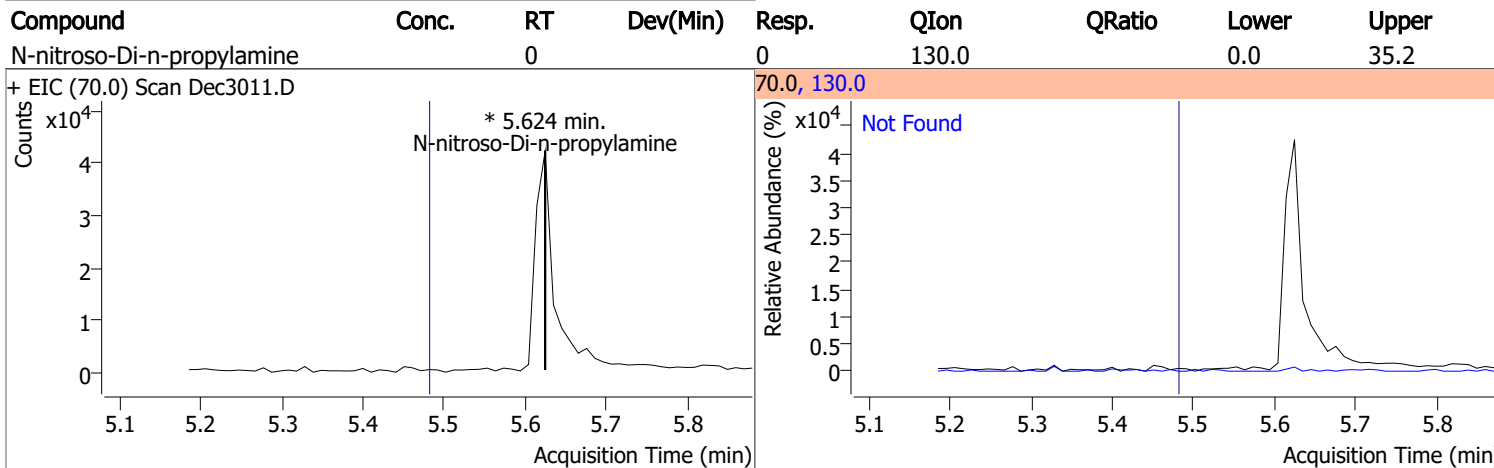
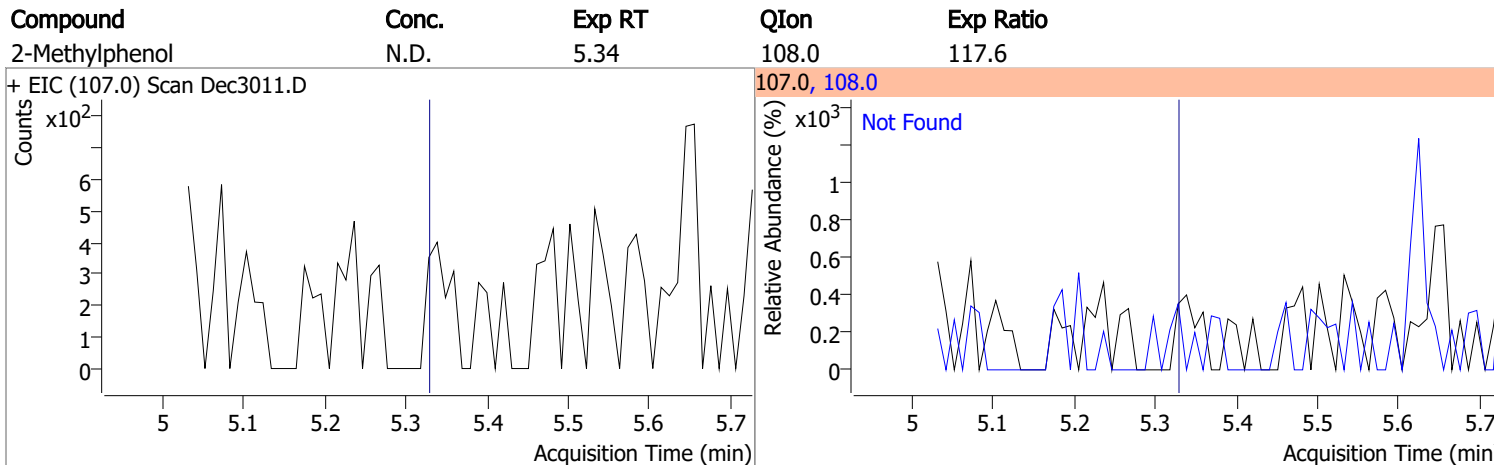
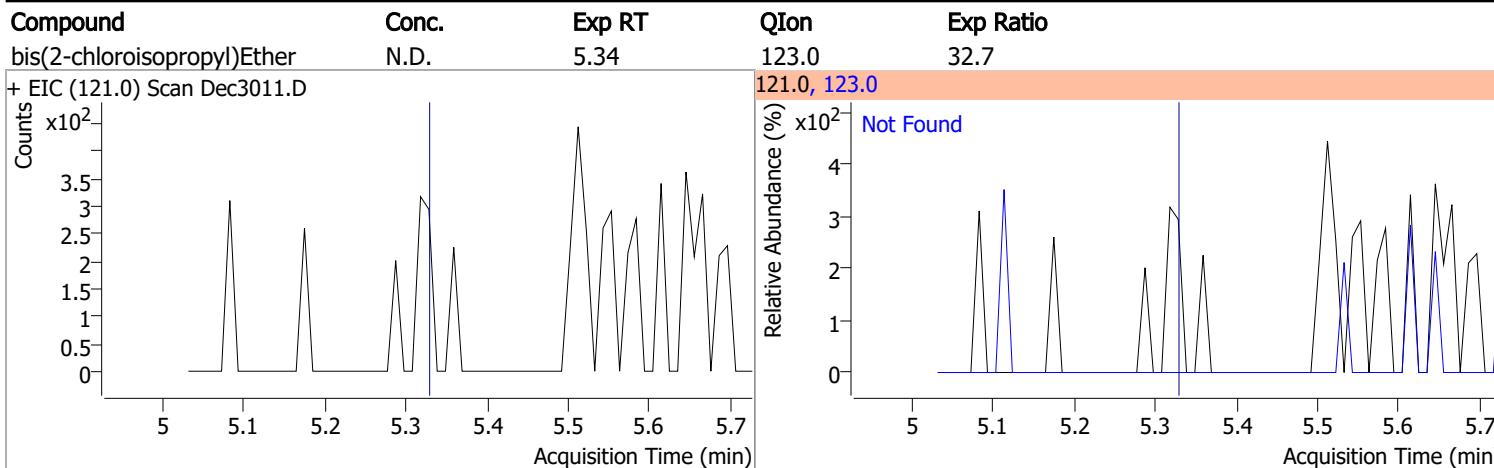
| Compound | Conc. | Exp RT | QIon | Exp Ratio | QIon | Exp Ratio |
|---------------------|-------|--------|-------|-----------|-------|-----------|
| 1,2-Dichlorobenzene | N.D. | 5.19 | 148.0 | 62.2 | 111.0 | 40.3 |



| Compound | Conc. | Exp RT | QIon | Exp Ratio | QIon | Exp Ratio |
|----------------|-------|--------|------|-----------|-------|-----------|
| Benzyl Alcohol | N.D. | 5.20 | 79.0 | 117.9 | 107.0 | 69.2 |

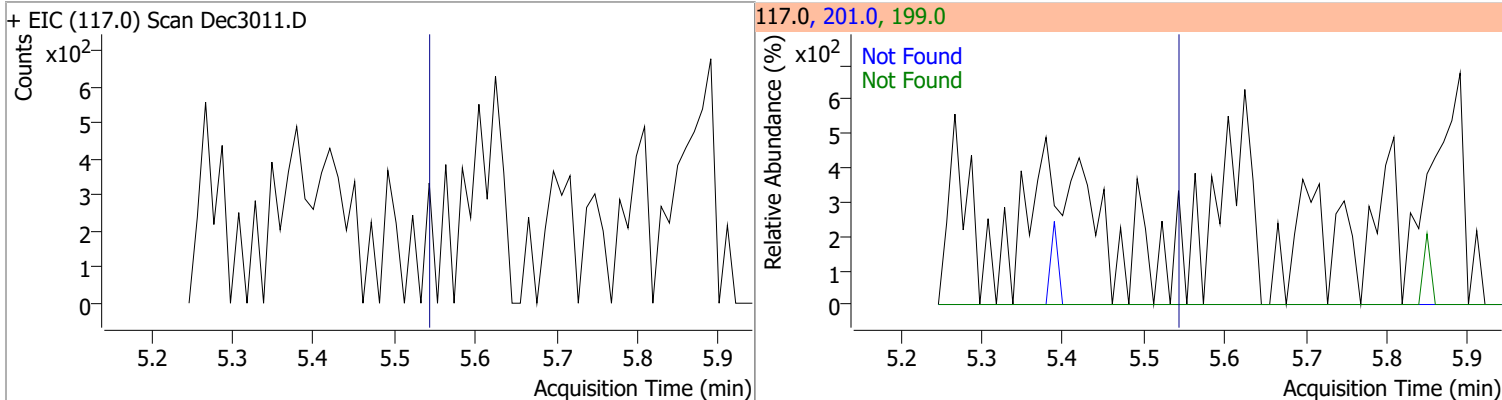


Quantitation Results Report (QT Reviewed)

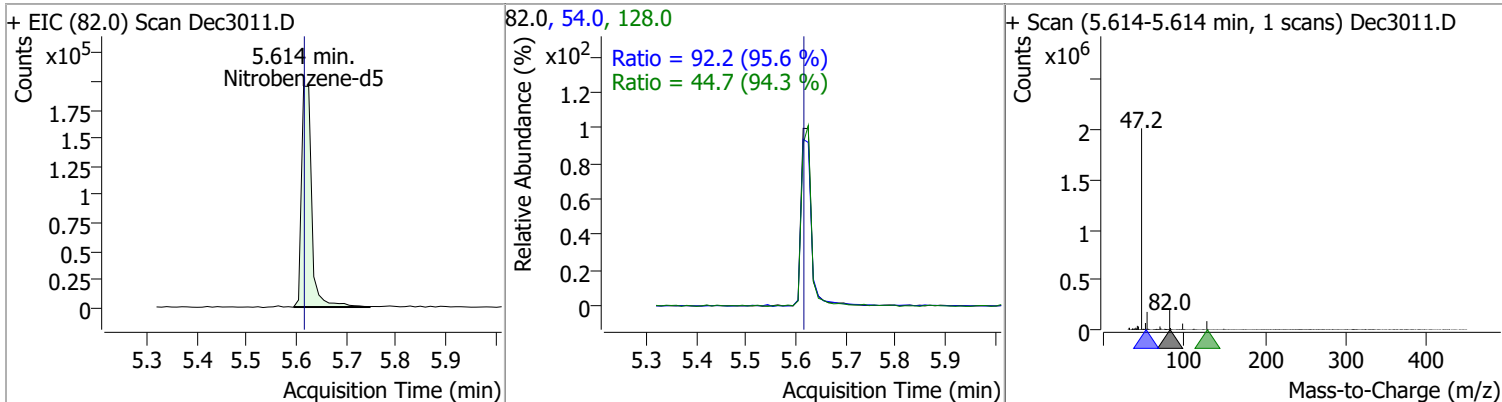


Quantitation Results Report (QT Reviewed)

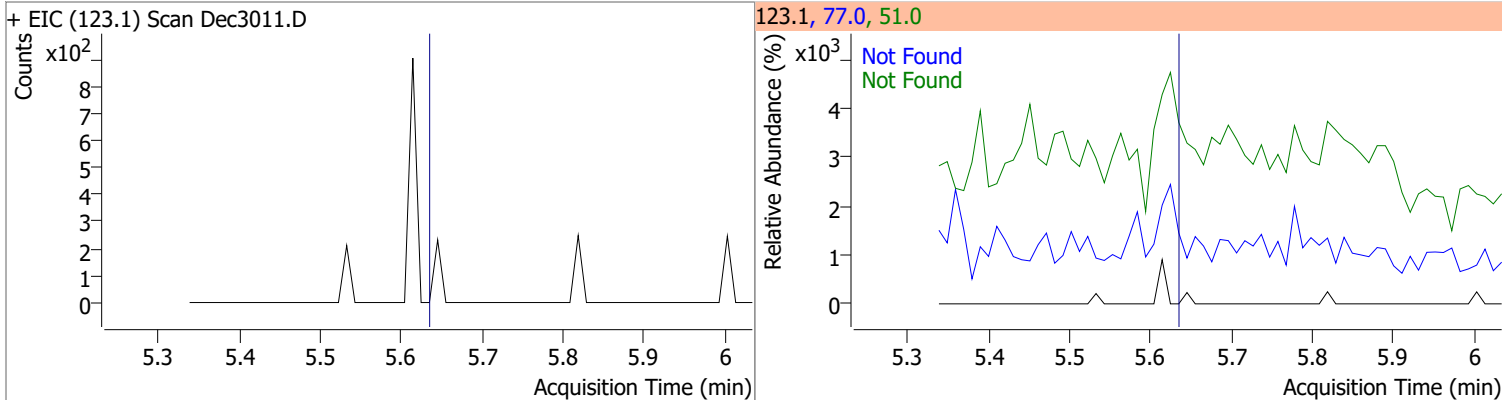
| Compound | Conc. | Exp RT | QIon | Exp Ratio | QIon | Exp Ratio |
|------------------|-------|--------|-------|-----------|-------|-----------|
| Hexachloroethane | N.D. | 5.55 | 201.0 | 77.2 | 199.0 | 50.6 |



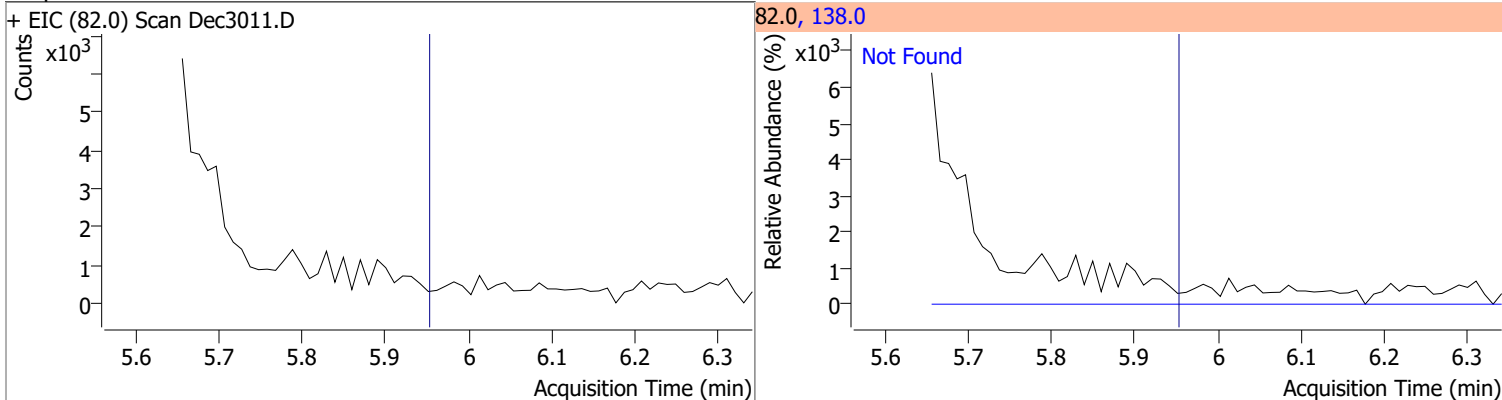
| Compound | Conc. | RT | Dev(Min) | Resp. | QIon | QRatio | Lower | Upper |
|-----------------|---------|------|----------|--------|-------|--------|-------|-------|
| Nitrobenzene-d5 | 52.5036 | 5.61 | -0.01 | 278780 | 54.0 | 92.2 | 67.5 | 125.4 |
| | | | | | 128.0 | 44.7 | 33.2 | 61.6 |



| Compound | Conc. | Exp RT | QIon | Exp Ratio | QIon | Exp Ratio |
|--------------|-------|--------|------|-----------|------|-----------|
| Nitrobenzene | N.D. | 5.64 | 77.0 | 211.4 | 51.0 | 210.3 |



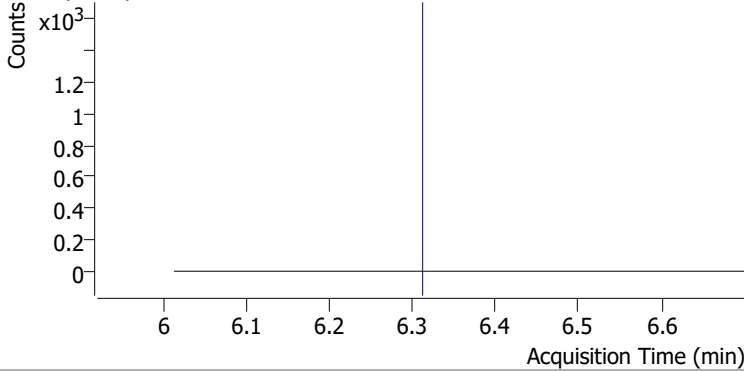
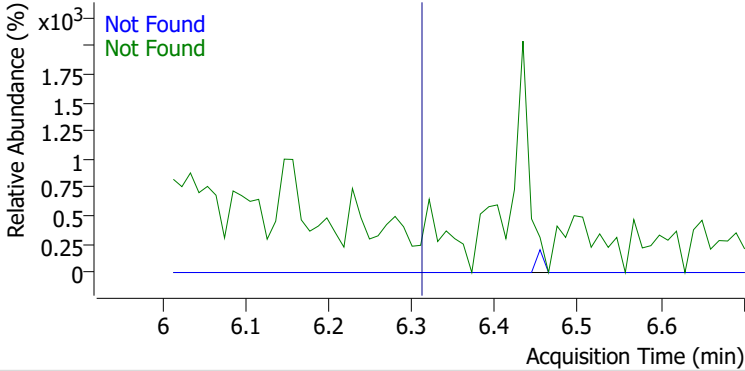
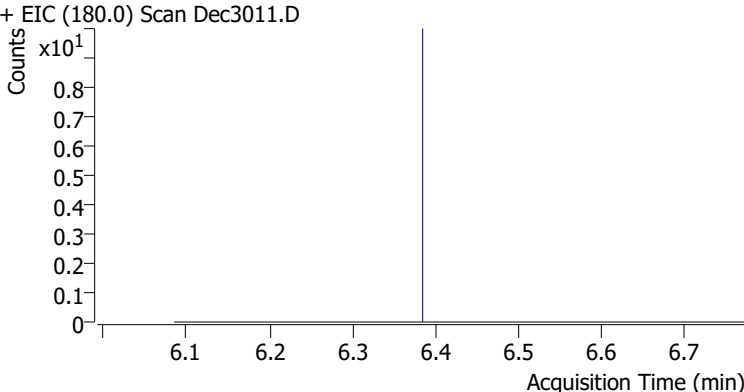
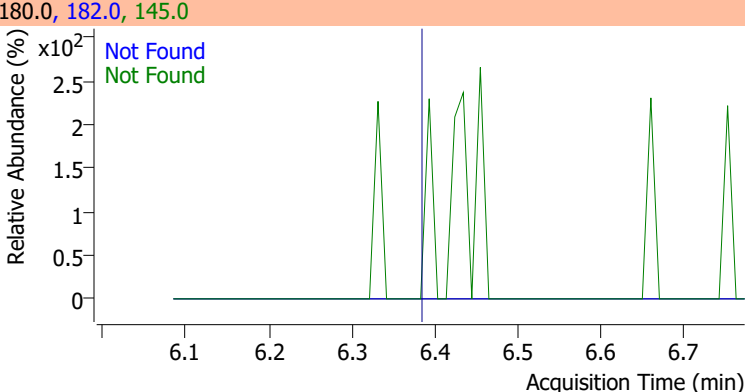
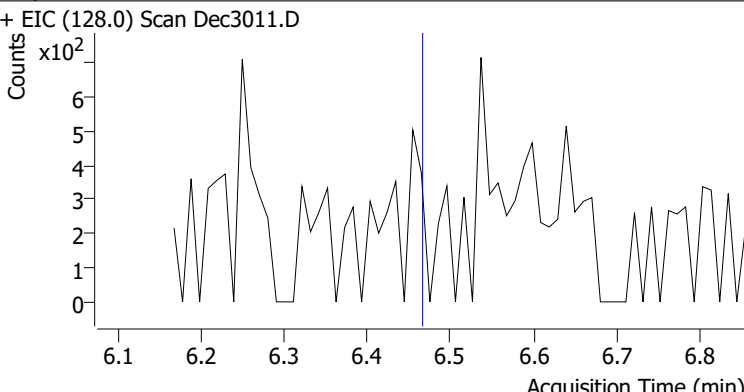
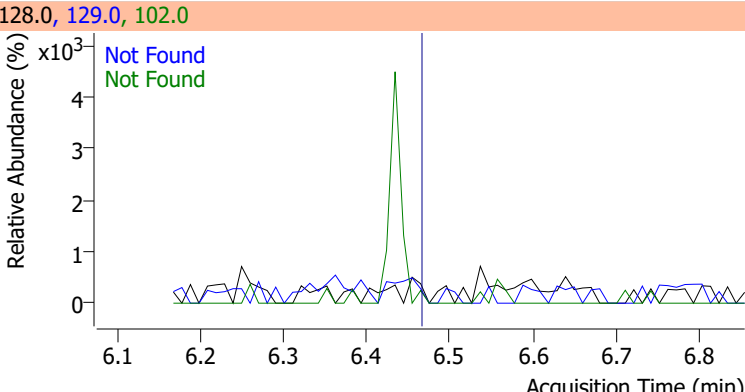
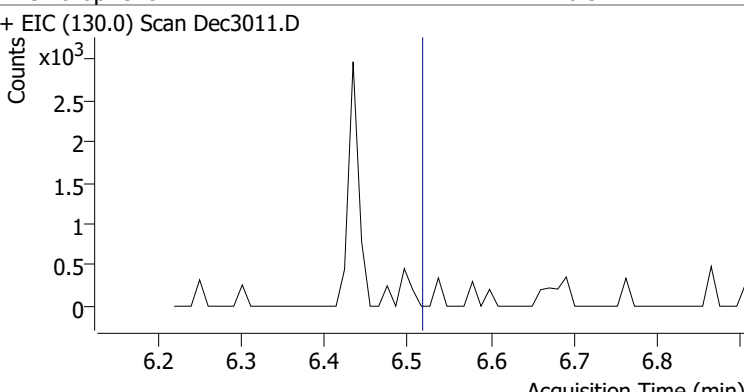
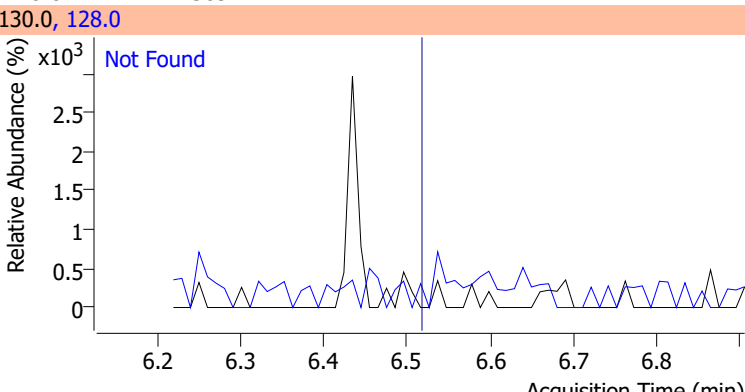
| Compound | Conc. | Exp RT | QIon | Exp Ratio |
|------------|-------|--------|-------|-----------|
| Isophorone | N.D. | 5.95 | 138.0 | 19.1 |



Quantitation Results Report (QT Reviewed)

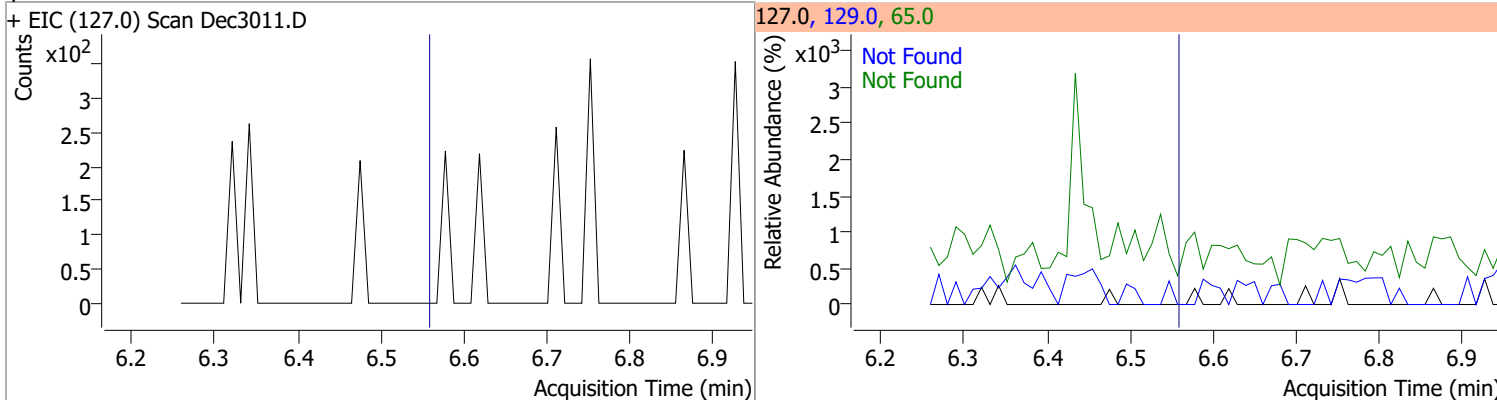
| Compound | Conc. | Exp RT | QIon | Exp Ratio | QIon | Exp Ratio |
|------------------------------|-------|--------|--------------------|-----------|-------|-----------|
| 2-Nitrophenol | N.D. | 6.01 | 65.0 | 57.4 | 109.0 | 32.8 |
| + EIC (139.0) Scan Dec3011.D | | | 139.0, 65.0, 109.0 | | | |
| | | | | | | |
| 2,4-Dimethylphenol | N.D. | 6.13 | 107.0 | 109.1 | 77.0 | 32.4 |
| + EIC (122.0) Scan Dec3011.D | | | 122.0, 107.0, 77.0 | | | |
| | | | | | | |
| bis(-2-Chloroethoxy)Methane | N.D. | 6.22 | 63.0 | 90.7 | 95.0 | 31.7 |
| + EIC (93.0) Scan Dec3011.D | | | 93.0, 63.0, 95.0 | | | |
| | | | | | | |
| Benzoic Acid | N.D. | 6.30 | 122.0 | 87.4 | 77.0 | 73.1 |
| + EIC (105.0) Scan Dec3011.D | | | 105.0, 122.0, 77.0 | | | |
| | | | | | | |

Quantitation Results Report (QT Reviewed)

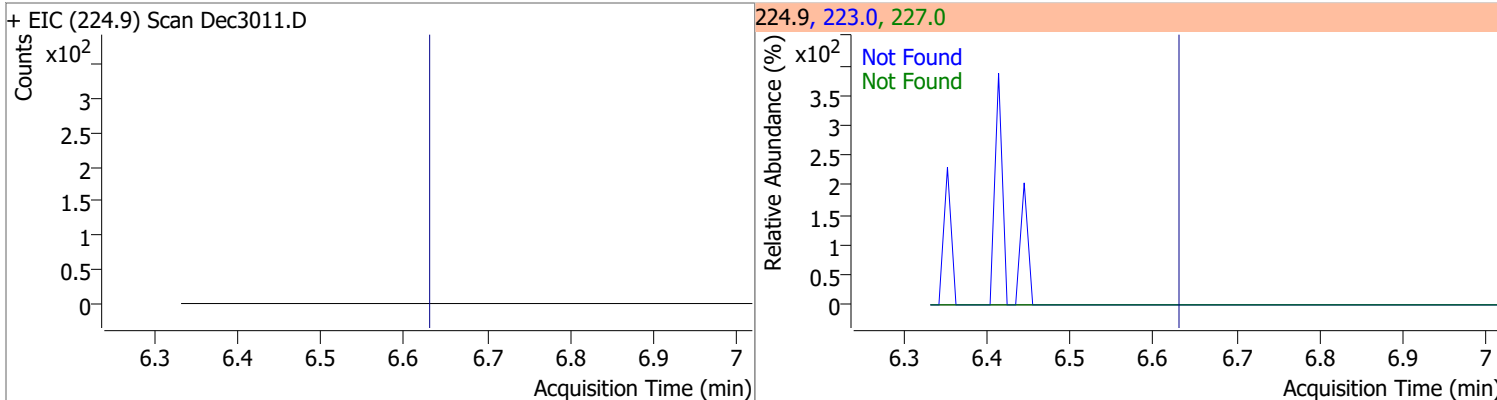
| Compound | Conc. | Exp RT | QIon | Exp Ratio | QIon | Exp Ratio |
|--|-------|--------|--|-----------|-------|-----------|
| 2,4-Dichlorophenol | N.D. | 6.31 | 164.0 | 62.0 | 98.0 | 32.4 |
| + EIC (162.0) Scan Dec3011.D | | | 162.0, 164.0, 98.0 | | | |
|  | | |  | | | |
| 1,2,4-Trichlorobenzene | N.D. | 6.38 | 182.0 | 94.1 | 145.0 | 30.4 |
| + EIC (180.0) Scan Dec3011.D | | | 180.0, 182.0, 145.0 | | | |
|  | | |  | | | |
| Naphthalene | N.D. | 6.46 | 129.0 | 10.9 | 102.0 | 9.3 |
| + EIC (128.0) Scan Dec3011.D | | | 128.0, 129.0, 102.0 | | | |
|  | | |  | | | |
| 4-Chlorophenol | N.D. | 6.52 | 128.0 | 309.7 | | |
| + EIC (130.0) Scan Dec3011.D | | | 130.0, 128.0 | | | |
|  | | |  | | | |

Quantitation Results Report (QT Reviewed)

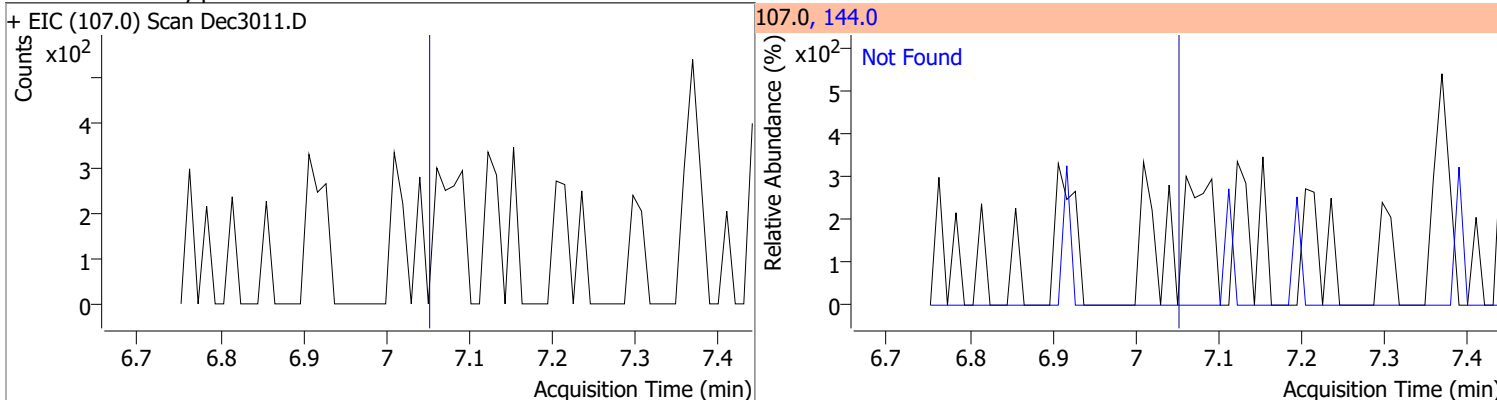
| Compound | Conc. | Exp RT | QIon | Exp Ratio | QIon | Exp Ratio |
|-----------------|-------|--------|------|-----------|-------|-----------|
| p-Chloroaniline | N.D. | 6.56 | 65.0 | 37.5 | 129.0 | 29.2 |



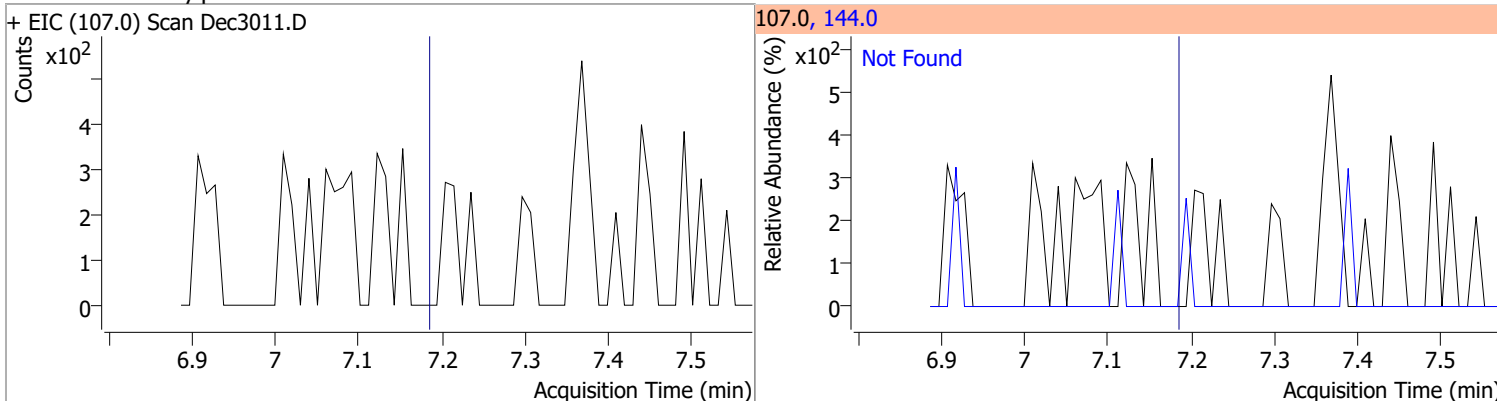
| Compound | Conc. | Exp RT | QIon | Exp Ratio | QIon | Exp Ratio |
|---------------------|-------|--------|-------|-----------|-------|-----------|
| Hexachlorobutadiene | N.D. | 6.63 | 227.0 | 66.6 | 223.0 | 60.8 |



| Compound | Conc. | Exp RT | QIon | Exp Ratio |
|-------------------------|-------|--------|-------|-----------|
| 4-Chloro-2-Methylphenol | N.D. | 7.05 | 144.0 | 26.6 |

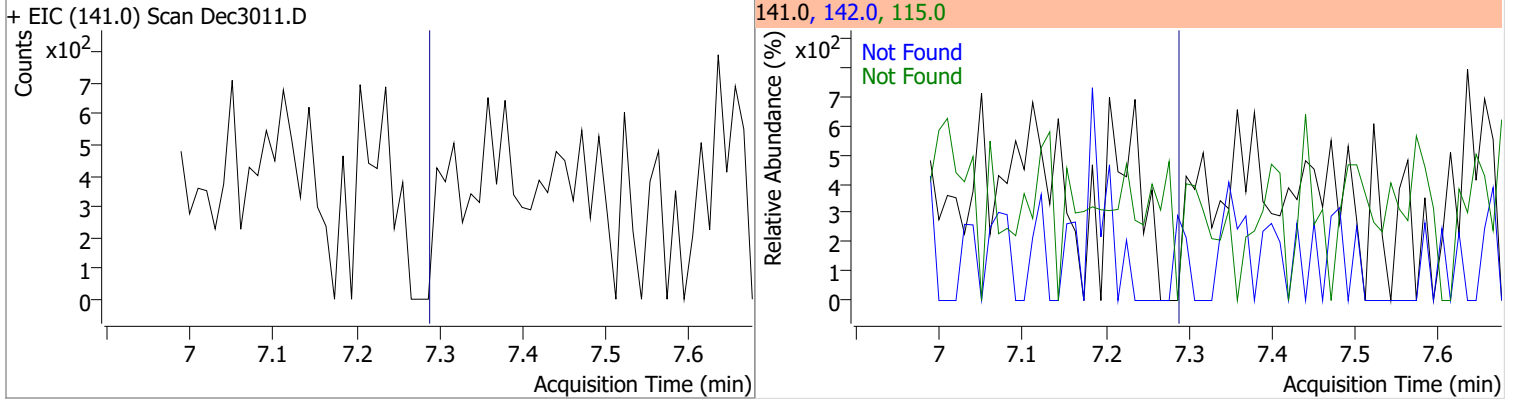


| Compound | Conc. | Exp RT | QIon | Exp Ratio |
|-------------------------|-------|--------|-------|-----------|
| 4-Chloro-3-Methylphenol | N.D. | 7.18 | 144.0 | 27.6 |

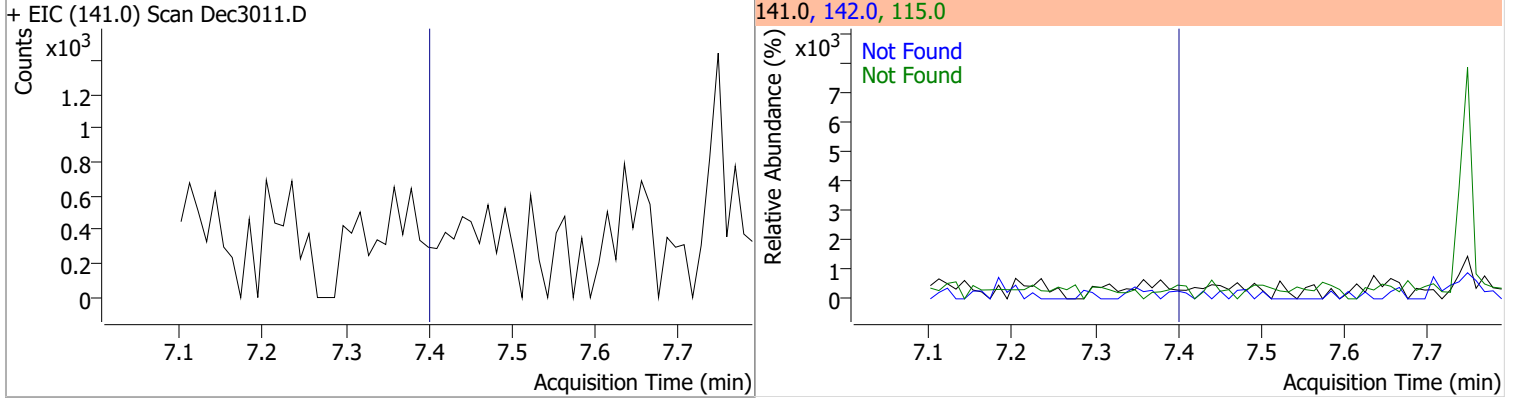


Quantitation Results Report (QT Reviewed)

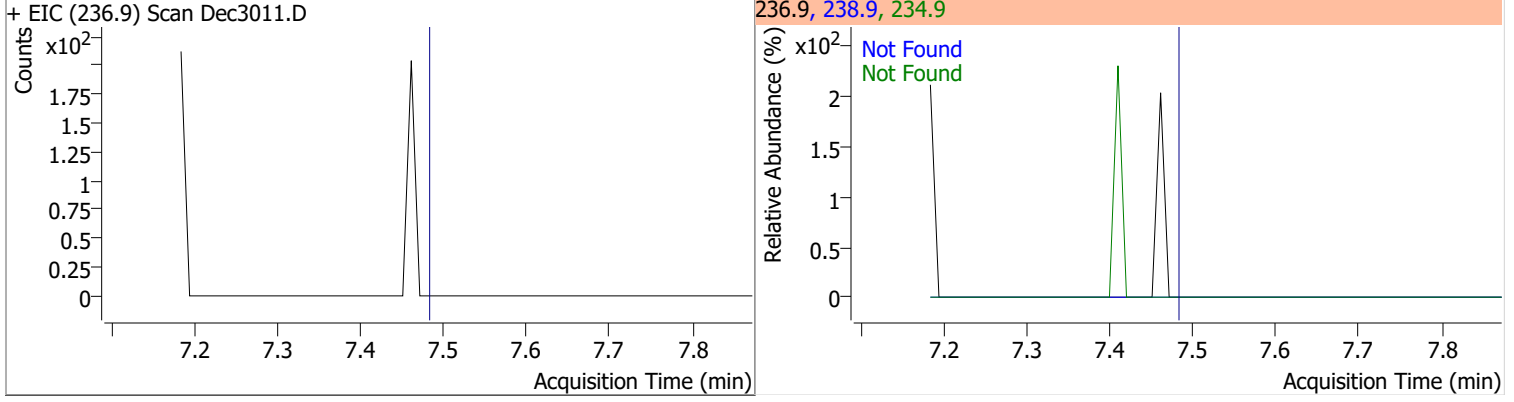
| Compound | Conc. | Exp RT | QIon | Exp Ratio | QIon | Exp Ratio |
|---------------------|-------|--------|-------|-----------|-------|-----------|
| 2-Methylnaphthalene | N.D. | 7.29 | 142.0 | 114.8 | 115.0 | 42.0 |



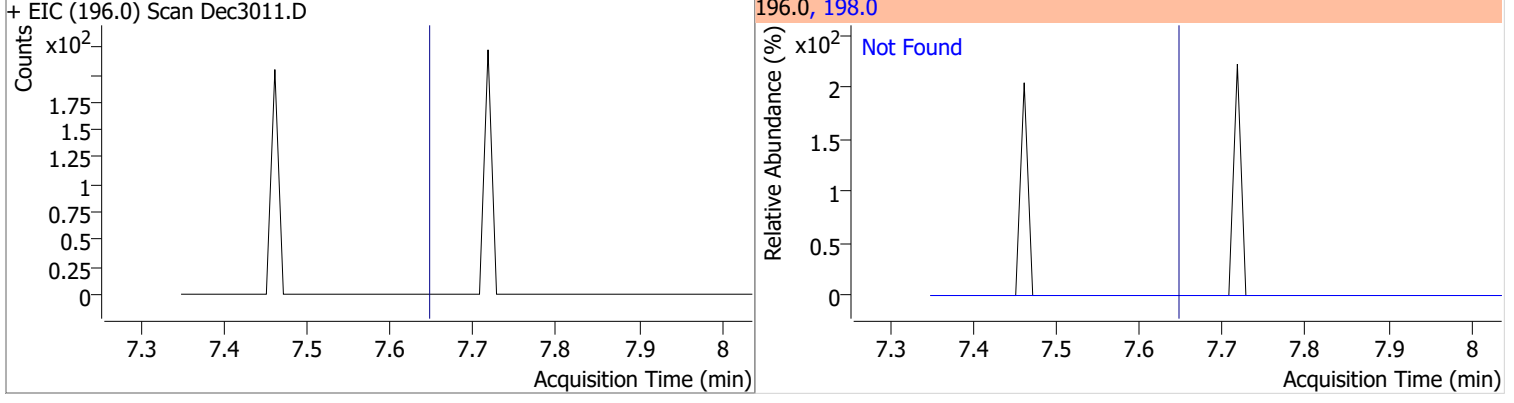
| Compound | Conc. | Exp RT | QIon | Exp Ratio | QIon | Exp Ratio |
|---------------------|-------|--------|-------|-----------|-------|-----------|
| 1-Methylnaphthalene | N.D. | 7.40 | 142.0 | 111.0 | 115.0 | 42.5 |



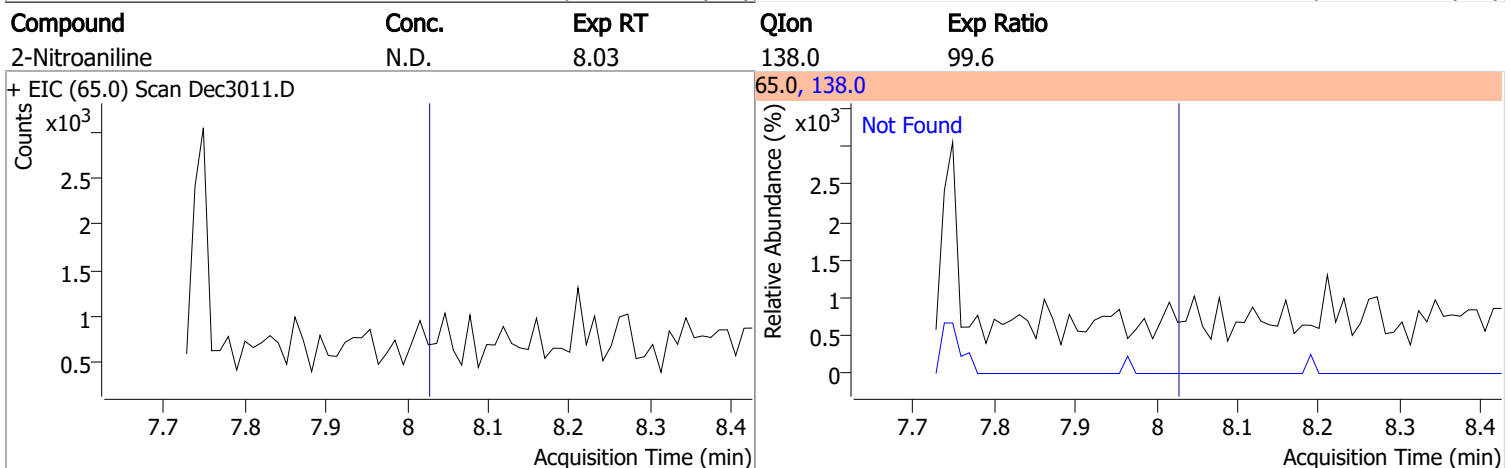
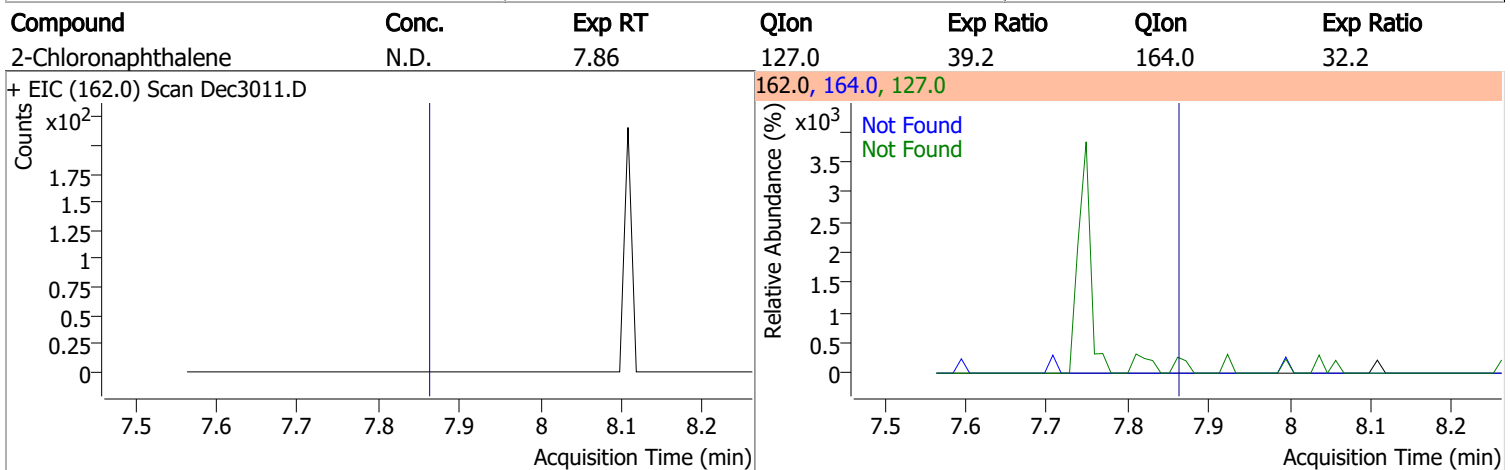
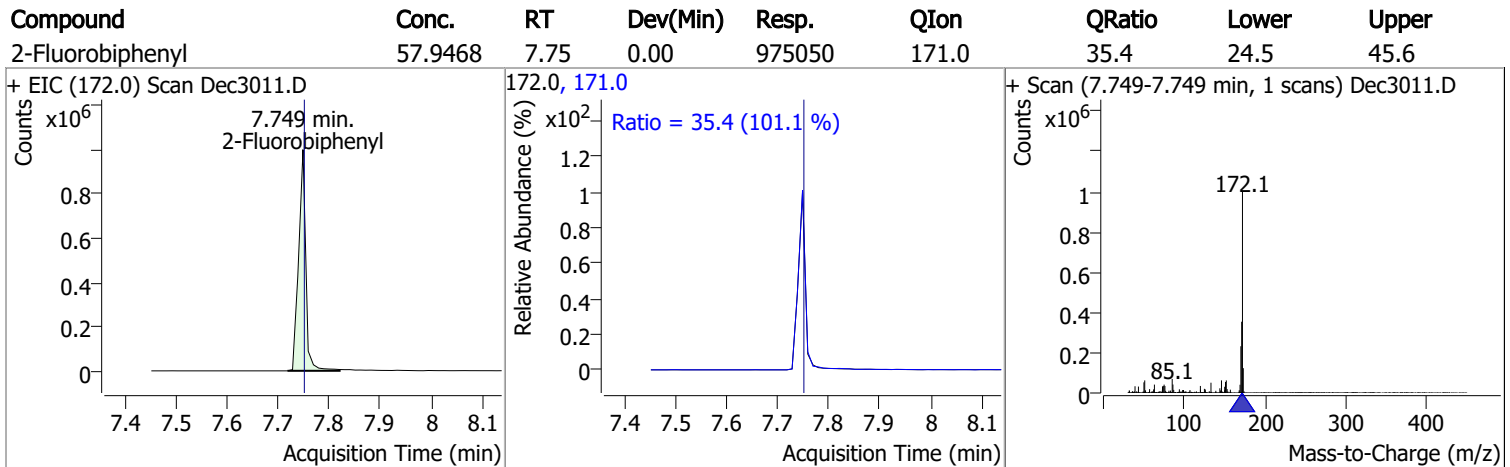
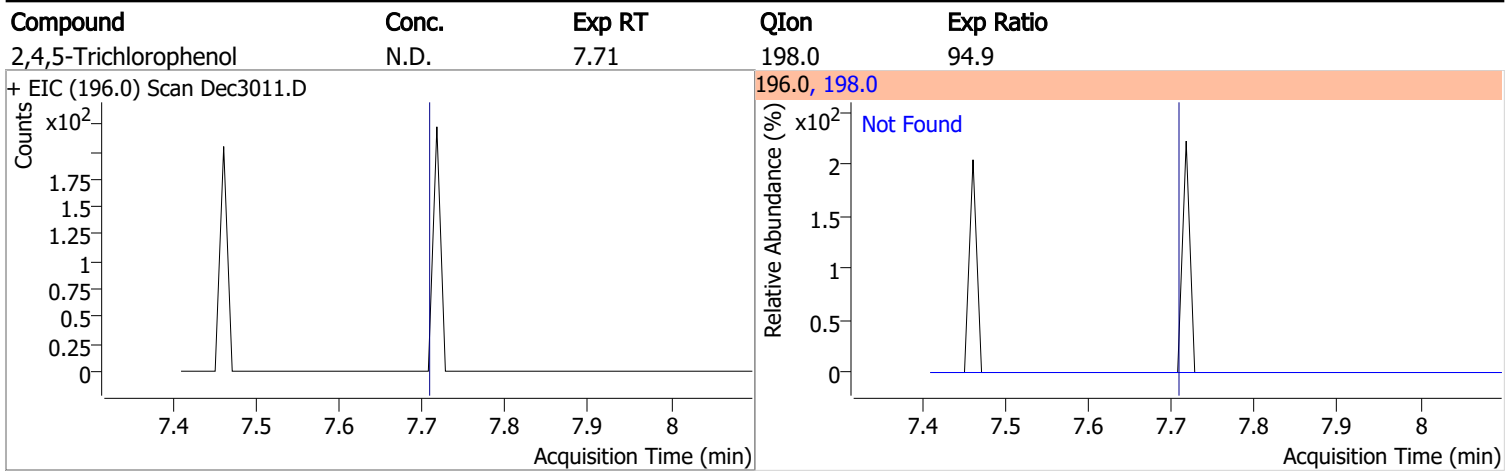
| Compound | Conc. | Exp RT | QIon | Exp Ratio | QIon | Exp Ratio |
|---------------------------|-------|--------|-------|-----------|-------|-----------|
| Hexachlorocyclopentadiene | N.D. | 7.48 | 234.9 | 64.7 | 238.9 | 64.1 |



| Compound | Conc. | Exp RT | QIon | Exp Ratio |
|-----------------------|-------|--------|-------|-----------|
| 2,4,6-Trichlorophenol | N.D. | 7.65 | 198.0 | 94.4 |

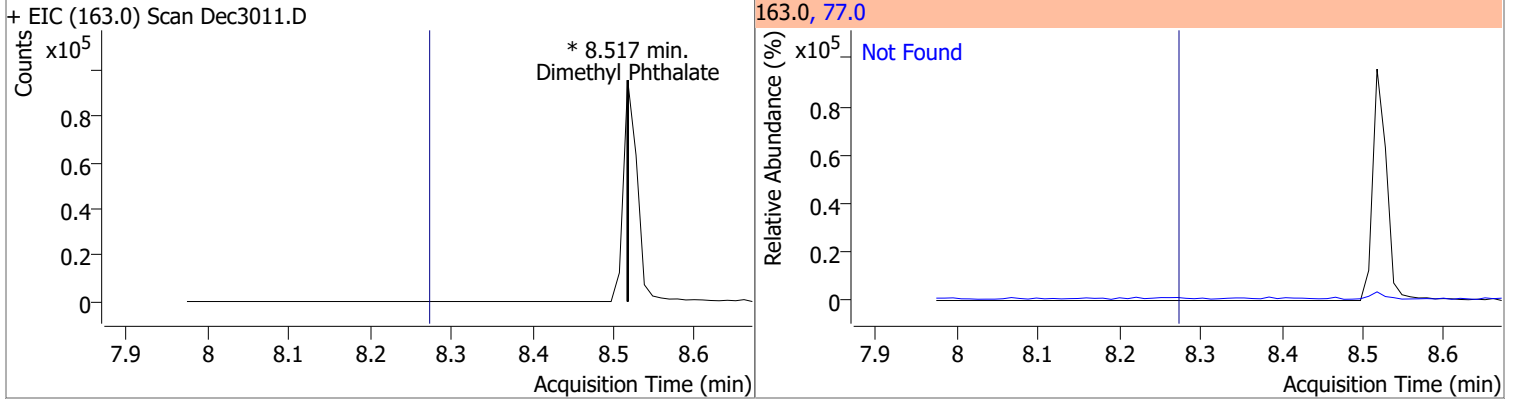


Quantitation Results Report (QT Reviewed)

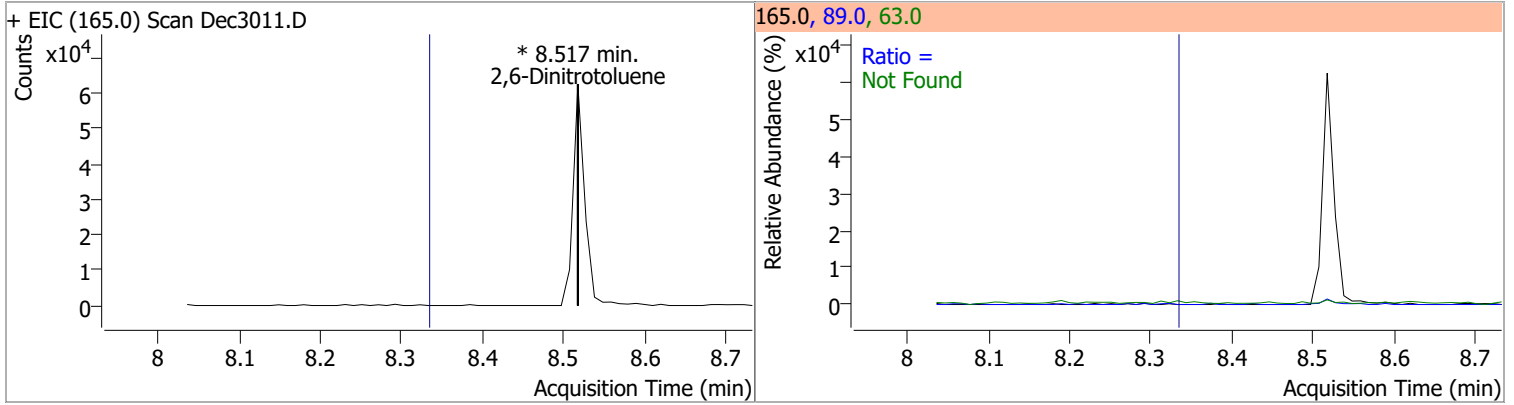


Quantitation Results Report (QT Reviewed)

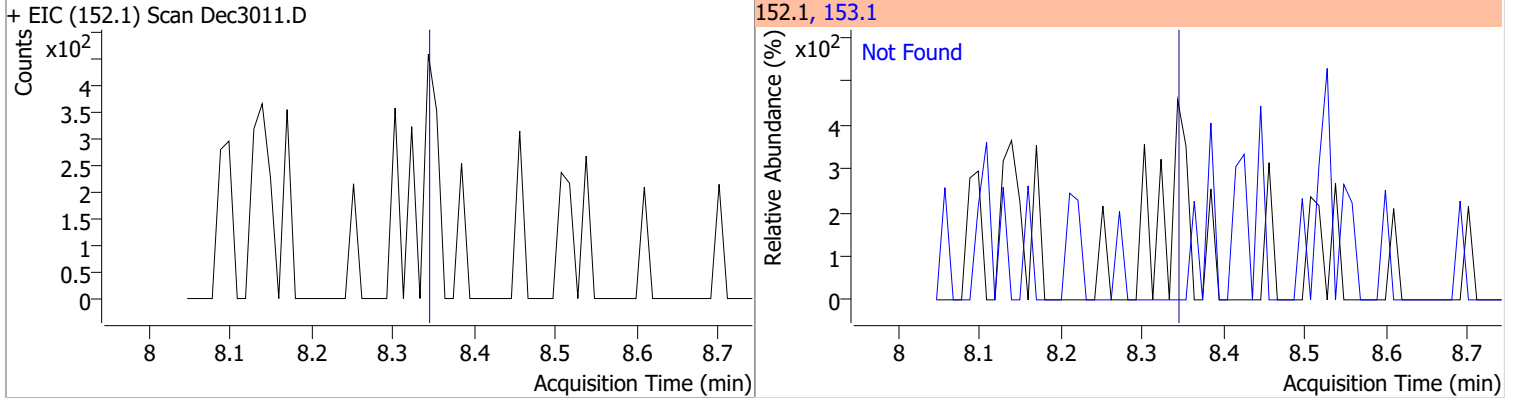
| Compound | Conc. | RT | Dev(Min) | Resp. | QIon | QRatio | Lower | Upper |
|--------------------|-------|----|----------|-------|------|--------|-------|-------|
| Dimethyl Phthalate | 0 | 0 | | 0 | 77.0 | | 15.1 | 28.0 |



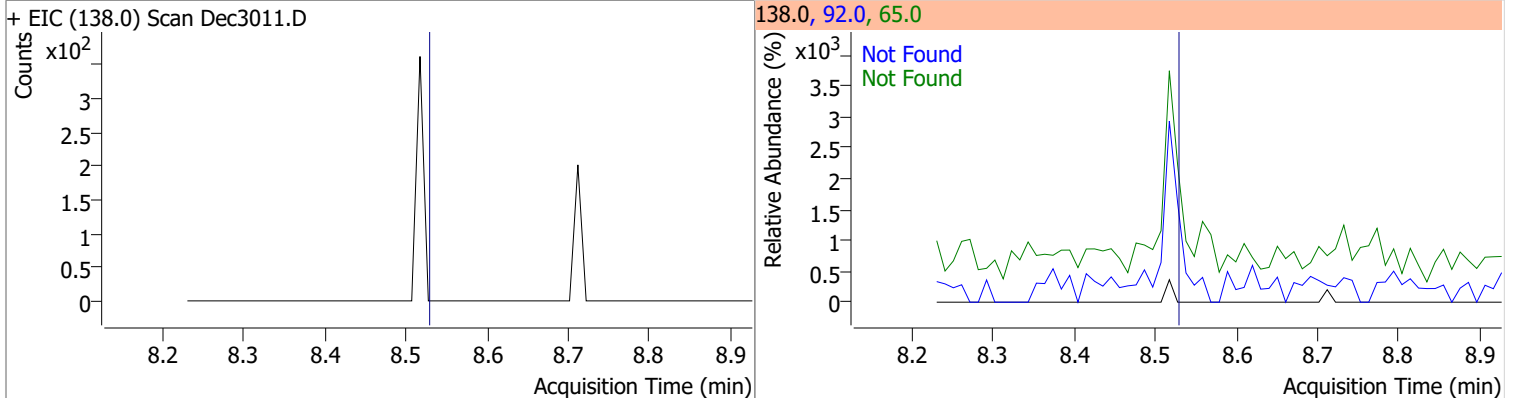
| Compound | Conc. | RT | Dev(Min) | Resp. | QIon | QRatio | Lower | Upper |
|--------------------|-------|----|----------|-------|------|--------|-------|-------|
| 2,6-Dinitrotoluene | 0 | 0 | | 0 | 63.0 | | 135.1 | 250.9 |
| | | | | | 89.0 | | 47.4 | 88.1 |



| Compound | Conc. | Exp RT | QIon | Exp Ratio |
|----------------|-------|--------|-------|-----------|
| Acenaphthylene | N.D. | 8.34 | 153.1 | 13.9 |

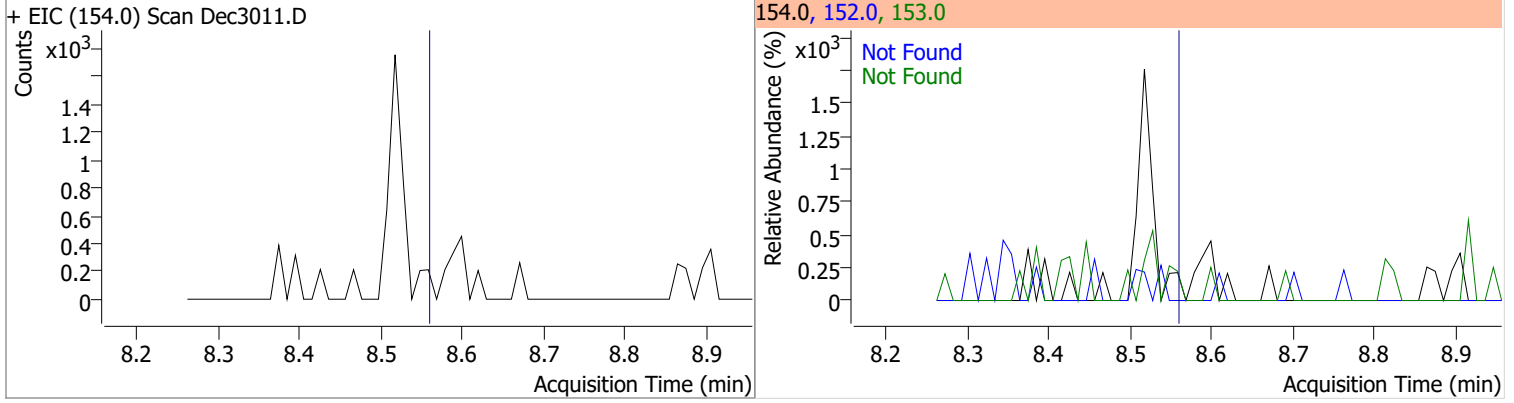


| Compound | Conc. | Exp RT | QIon | Exp Ratio | QIon | Exp Ratio |
|----------------|-------|--------|------|-----------|------|-----------|
| 3-Nitroaniline | N.D. | 8.53 | 65.0 | 157.8 | 92.0 | 118.6 |

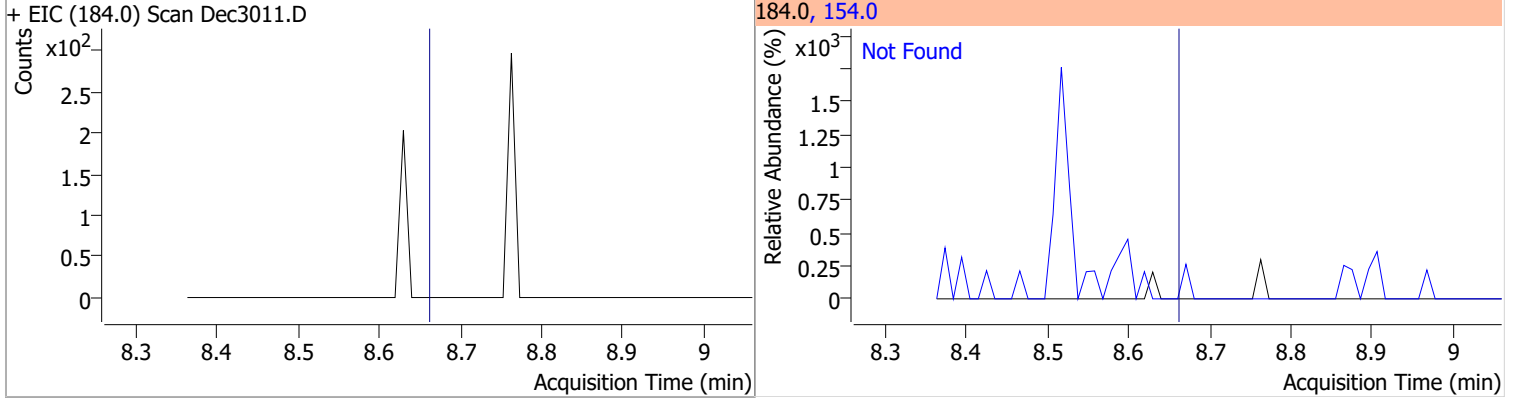


Quantitation Results Report (QT Reviewed)

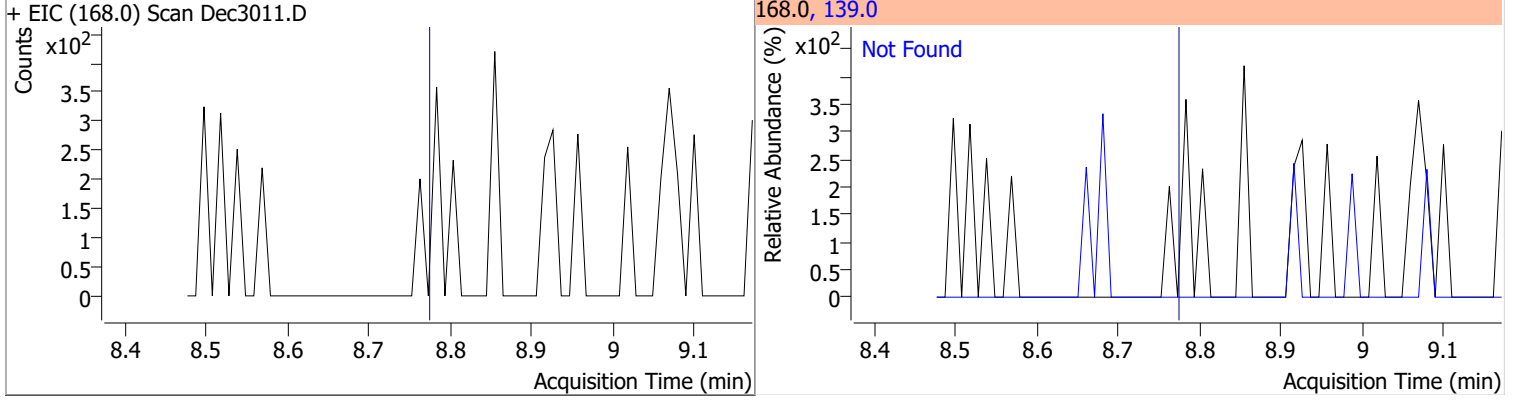
| Compound | Conc. | Exp RT | QIon | Exp Ratio | QIon | Exp Ratio |
|--------------|-------|--------|-------|-----------|-------|-----------|
| Acenaphthene | N.D. | 8.56 | 153.0 | 109.6 | 152.0 | 52.7 |



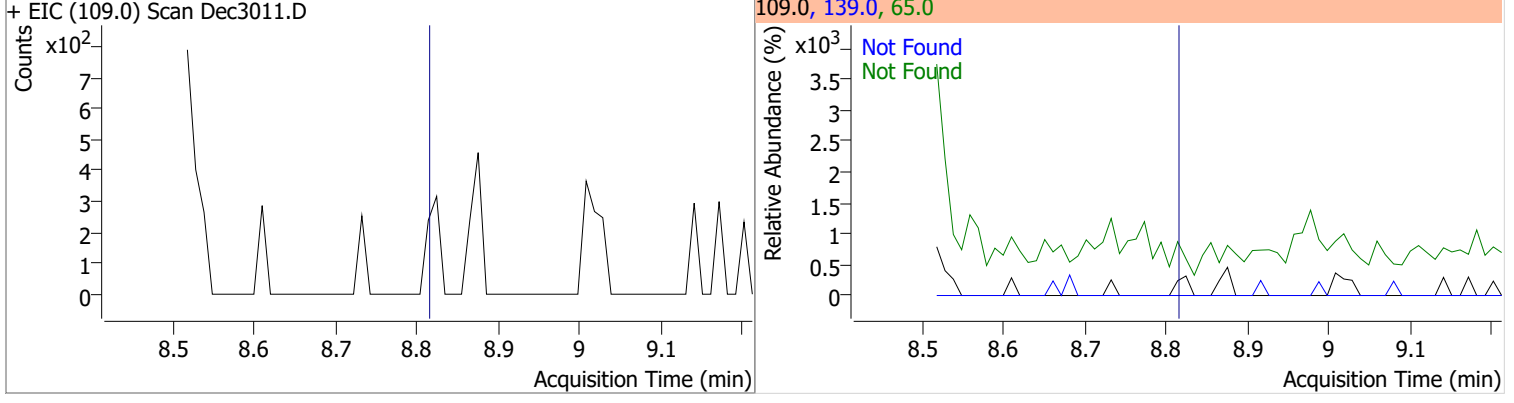
| Compound | Conc. | Exp RT | QIon | Exp Ratio |
|-------------------|-------|--------|-------|-----------|
| 2,4-Dinitrophenol | N.D. | 8.66 | 154.0 | 55.5 |



| Compound | Conc. | Exp RT | QIon | Exp Ratio |
|--------------|-------|--------|-------|-----------|
| Dibenzofuran | N.D. | 8.77 | 139.0 | 38.2 |

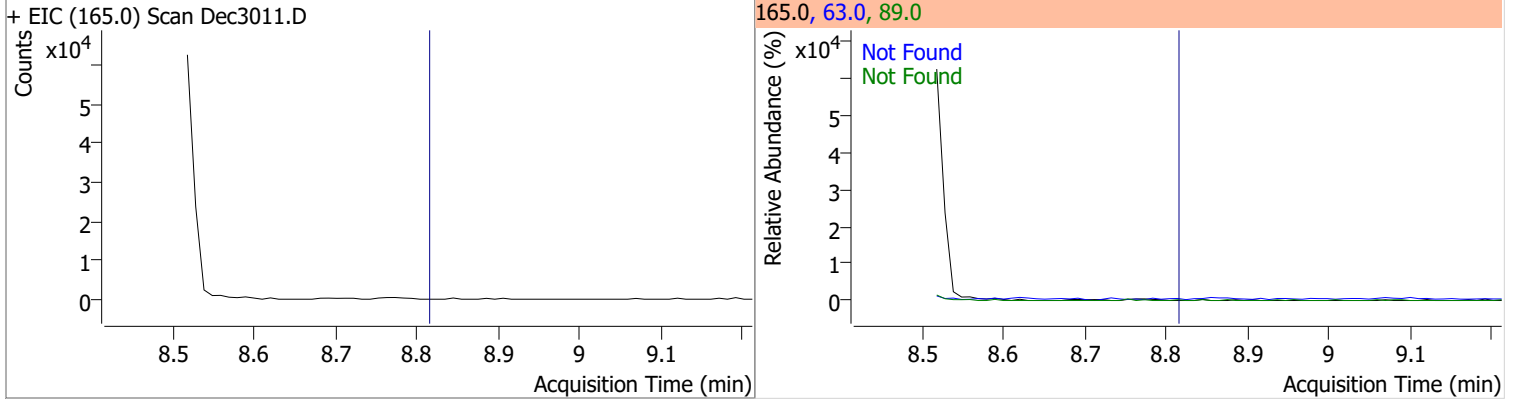


| Compound | Conc. | Exp RT | QIon | Exp Ratio | QIon | Exp Ratio |
|---------------|-------|--------|------|-----------|-------|-----------|
| 4-Nitrophenol | N.D. | 8.81 | 65.0 | 85.8 | 139.0 | 70.9 |

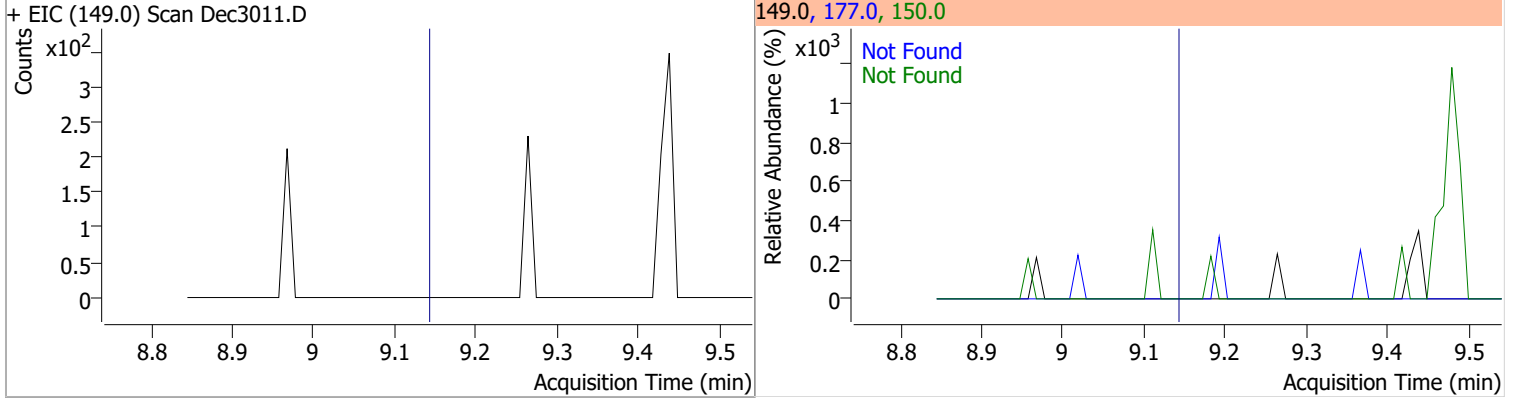


Quantitation Results Report (QT Reviewed)

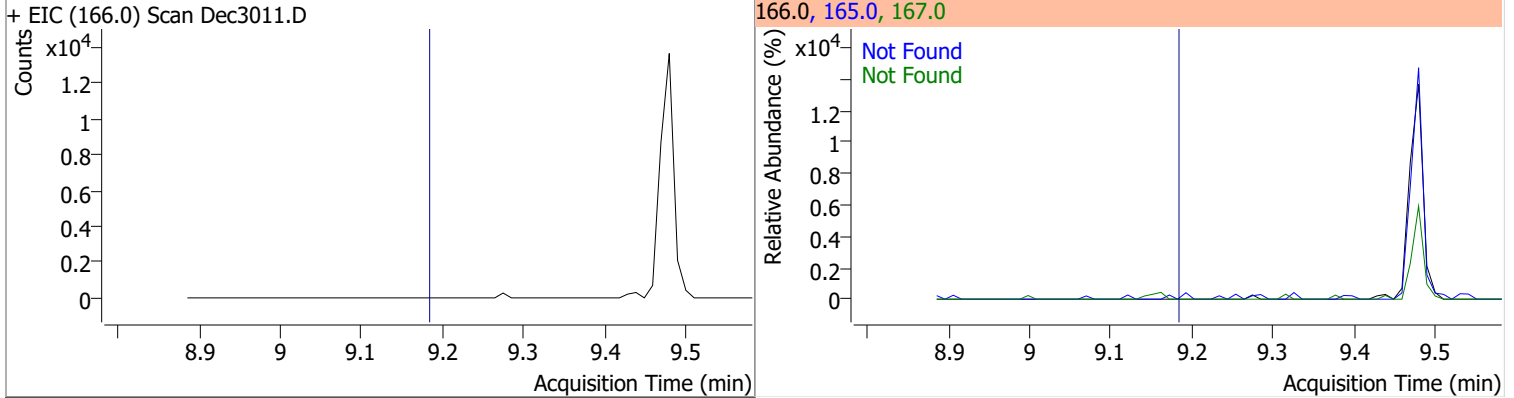
| Compound | Conc. | Exp RT | QIon | Exp Ratio | QIon | Exp Ratio |
|--------------------|-------|--------|------|-----------|------|-----------|
| 2,4-Dinitrotoluene | N.D. | 8.81 | 63.0 | 89.4 | 89.0 | 79.1 |



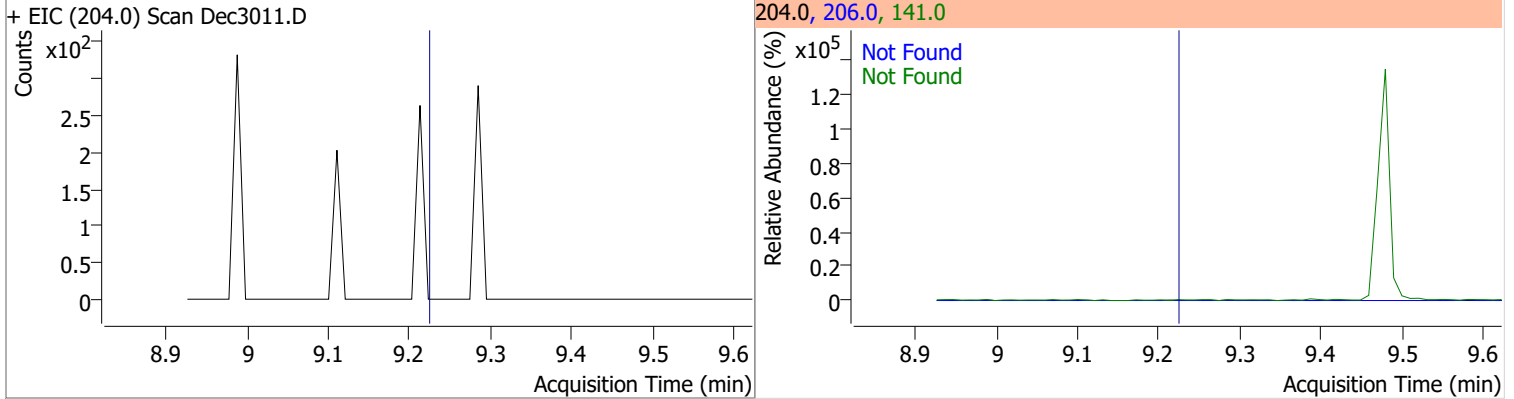
| Compound | Conc. | Exp RT | QIon | Exp Ratio | QIon | Exp Ratio |
|------------------|-------|--------|-------|-----------|-------|-----------|
| Diethylphthalate | N.D. | 9.14 | 177.0 | 19.4 | 150.0 | 12.3 |



| Compound | Conc. | Exp RT | QIon | Exp Ratio | QIon | Exp Ratio |
|----------|-------|--------|-------|-----------|-------|-----------|
| Fluorene | N.D. | 9.18 | 165.0 | 88.8 | 167.0 | 12.9 |

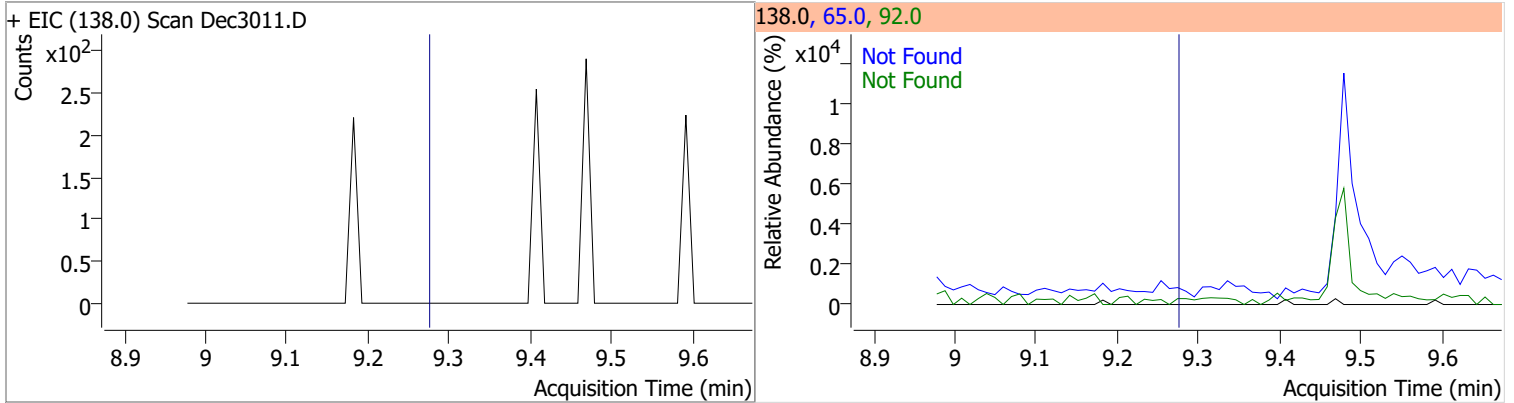


| Compound | Conc. | Exp RT | QIon | Exp Ratio | QIon | Exp Ratio |
|----------------------------|-------|--------|-------|-----------|-------|-----------|
| 4-Chlorophenyl-phenylether | N.D. | 9.22 | 141.0 | 65.7 | 206.0 | 32.4 |

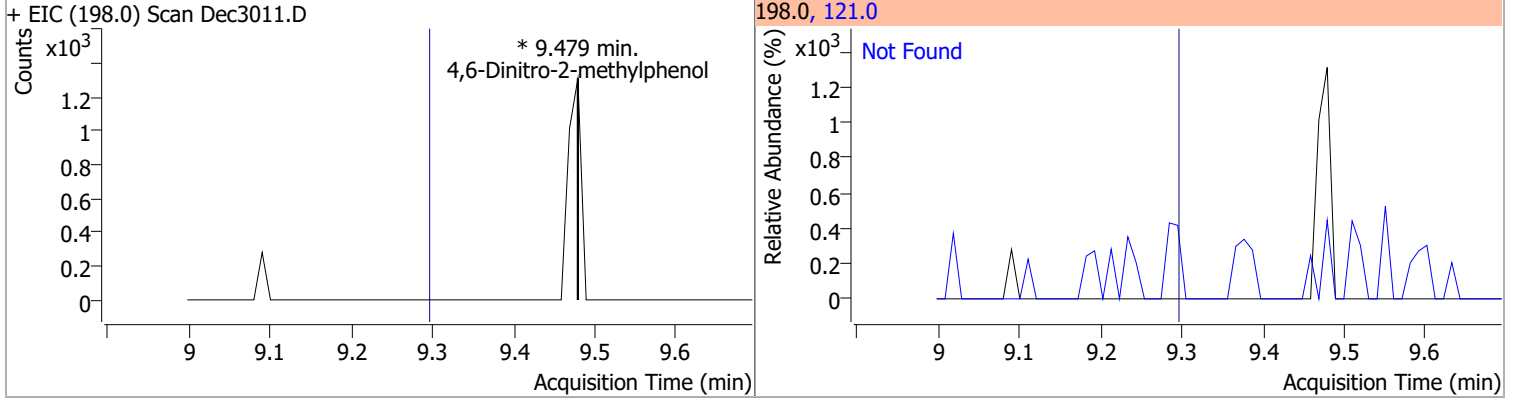


Quantitation Results Report (QT Reviewed)

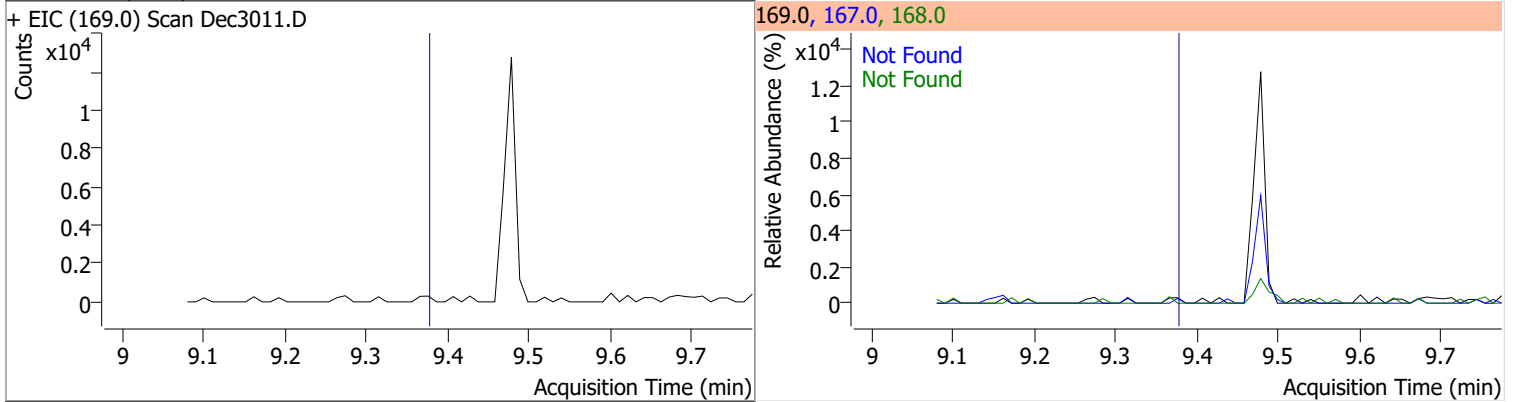
| Compound | Conc. | Exp RT | QIon | Exp Ratio | QIon | Exp Ratio |
|----------------|-------|--------|------|-----------|------|-----------|
| 4-Nitroaniline | N.D. | 9.27 | 65.0 | 131.3 | 92.0 | 49.5 |



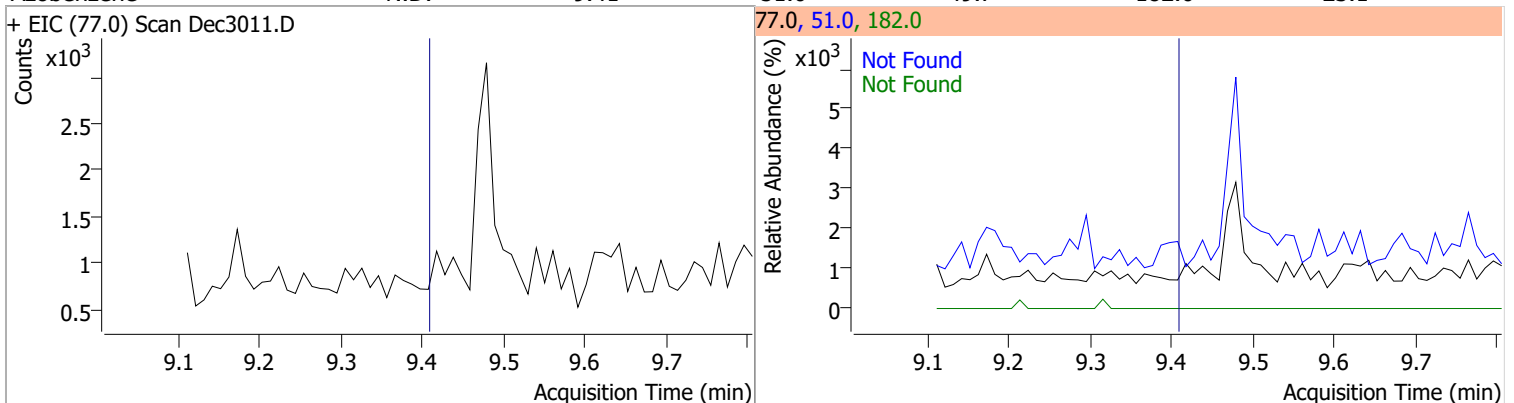
| Compound | Conc. | RT | Dev(Min) | Resp. | QIon | QRatio | Lower | Upper |
|----------------------------|-------|----|----------|-------|-------|--------|-------|-------|
| 4,6-Dinitro-2-methylphenol | 0 | 0 | | 0 | 121.0 | | 37.1 | 68.8 |



| Compound | Conc. | Exp RT | QIon | Exp Ratio | QIon | Exp Ratio |
|------------------------|-------|--------|-------|-----------|-------|-----------|
| N-nitrosodiphenylamine | N.D. | 9.38 | 168.0 | 66.6 | 167.0 | 35.0 |

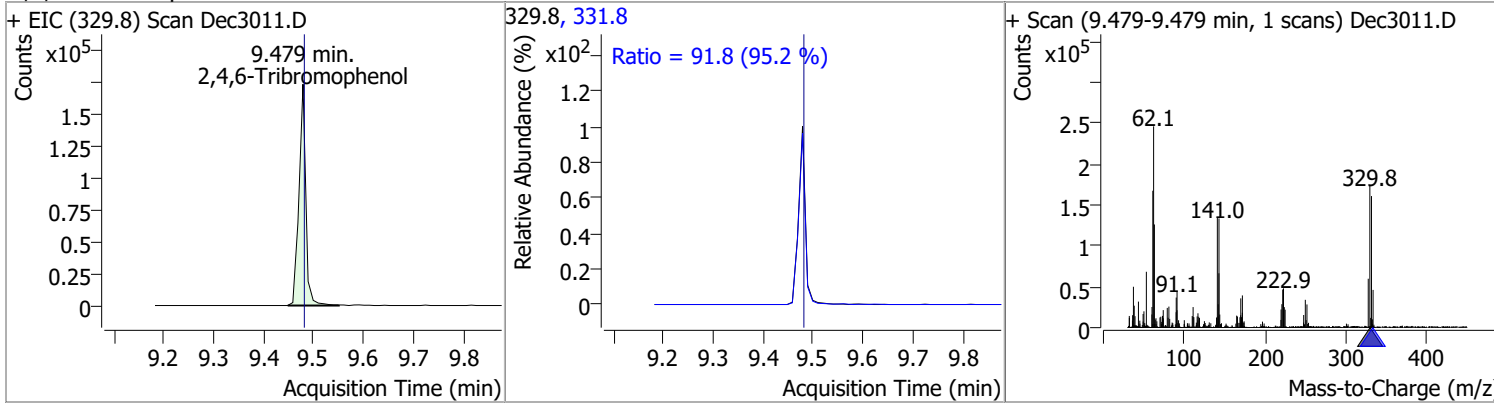


| Compound | Conc. | Exp RT | QIon | Exp Ratio | QIon | Exp Ratio |
|------------|-------|--------|------|-----------|-------|-----------|
| Azobenzene | N.D. | 9.41 | 51.0 | 49.7 | 182.0 | 23.1 |

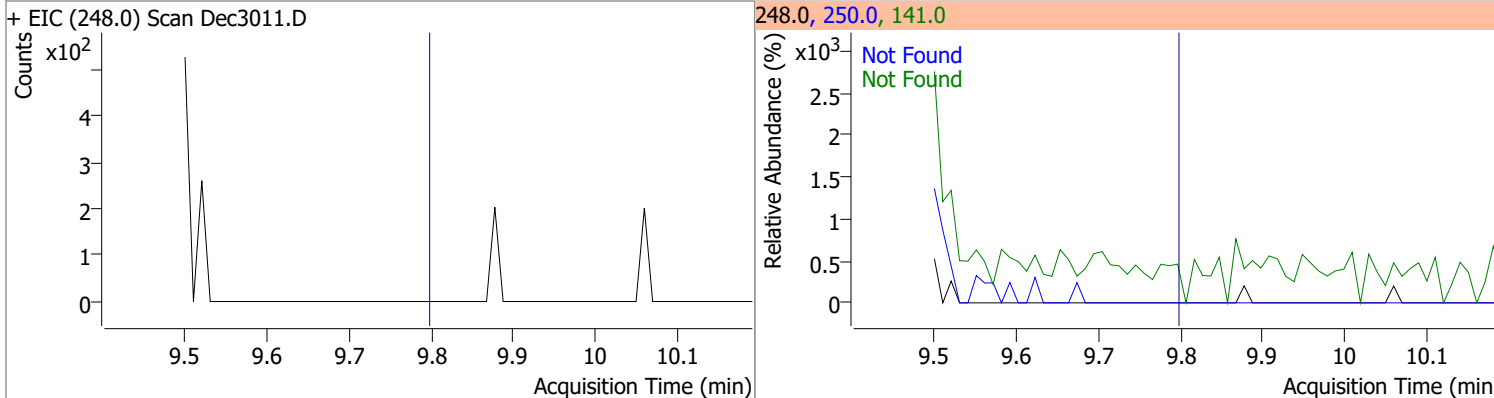


Quantitation Results Report (QT Reviewed)

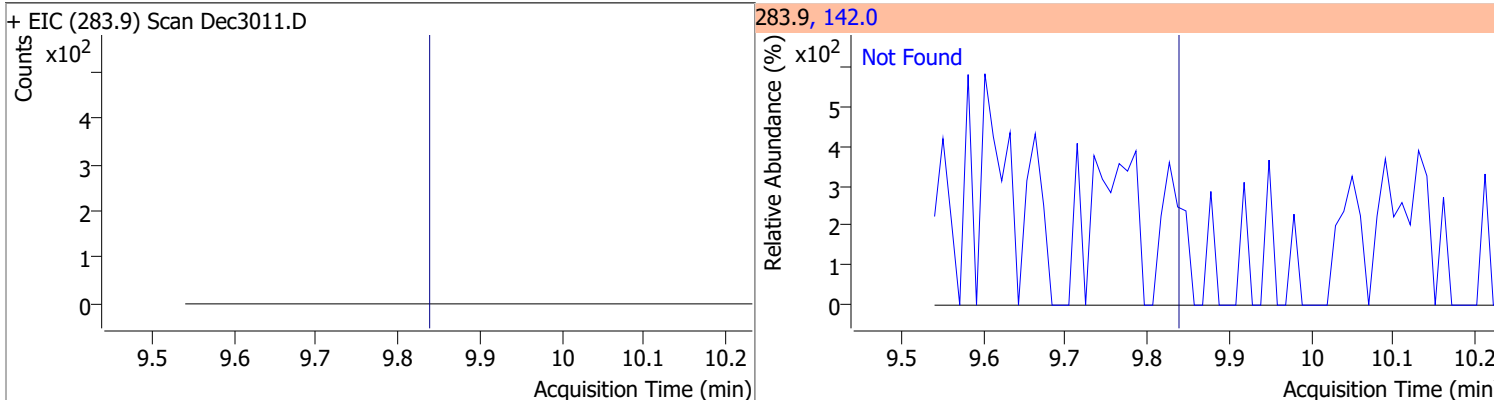
| Compound | Conc. | RT | Dev(Min) | Resp. | QIon | QRatio | Lower | Upper |
|----------------------|----------|------|----------|--------|-------|--------|-------|-------|
| 2,4,6-Tribromophenol | 192.7867 | 9.48 | 0.00 | 164804 | 331.8 | 91.8 | 67.5 | 125.3 |



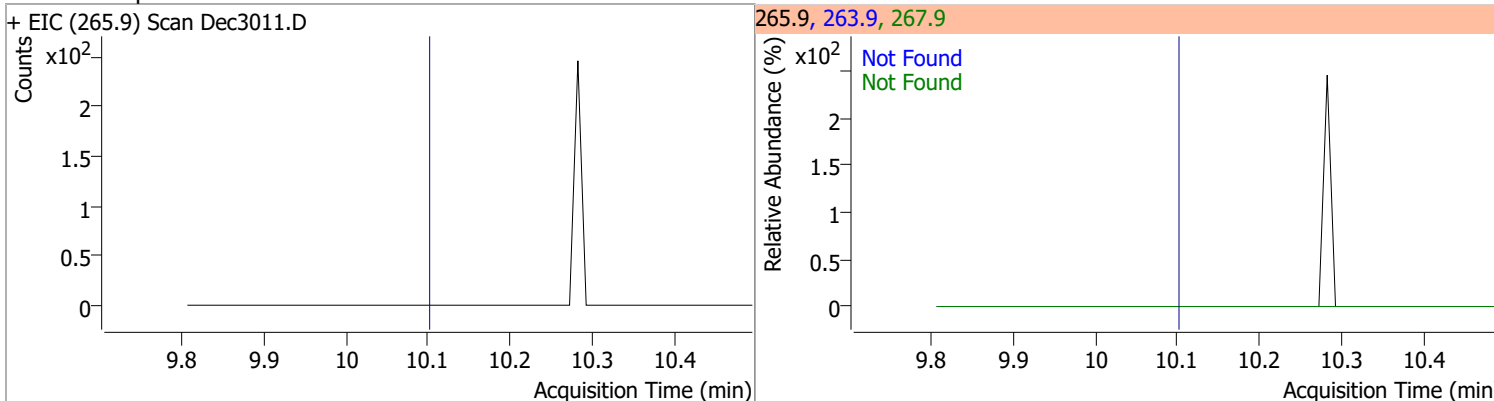
| Compound | Conc. | Exp RT | QIon | Exp Ratio | QIon | Exp Ratio |
|---------------------------|-------|--------|-------|-----------|-------|-----------|
| 4-Bromophenyl-phenylether | N.D. | 9.80 | 141.0 | 109.8 | 250.0 | 97.9 |



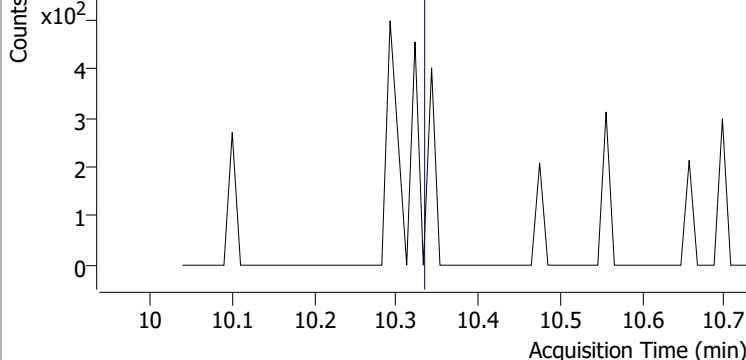
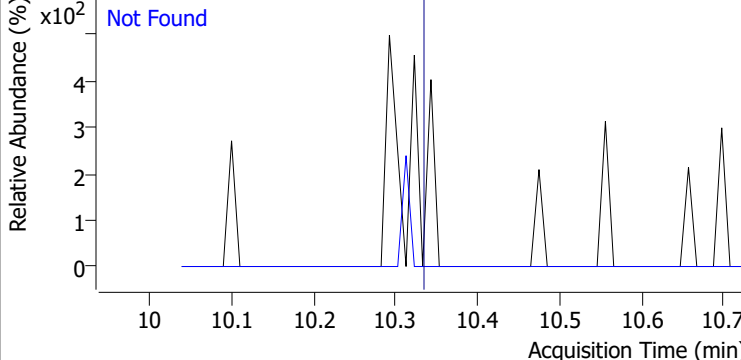
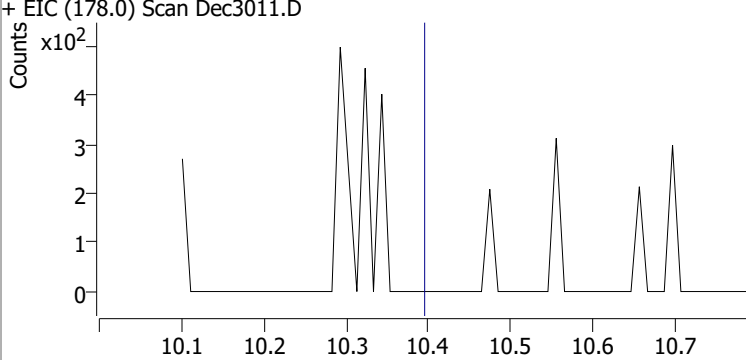
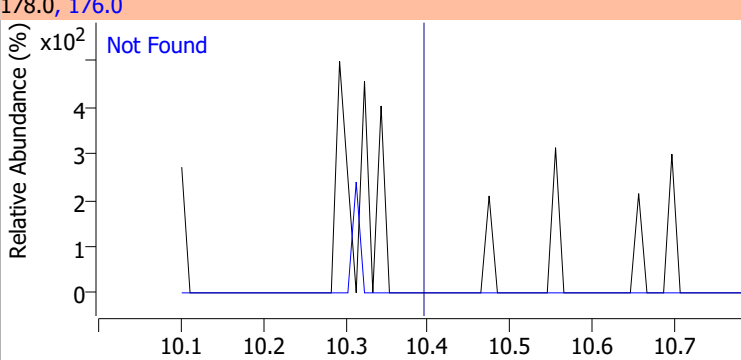
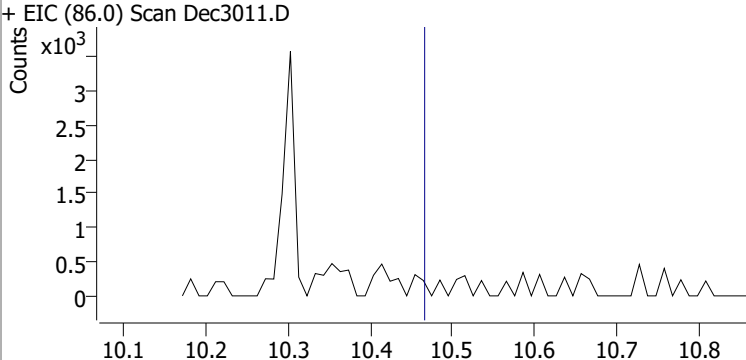
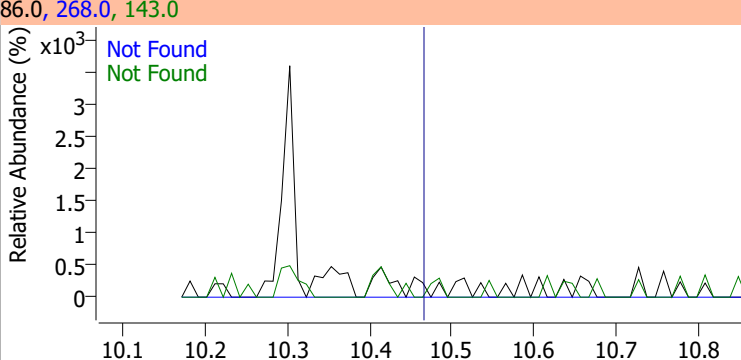
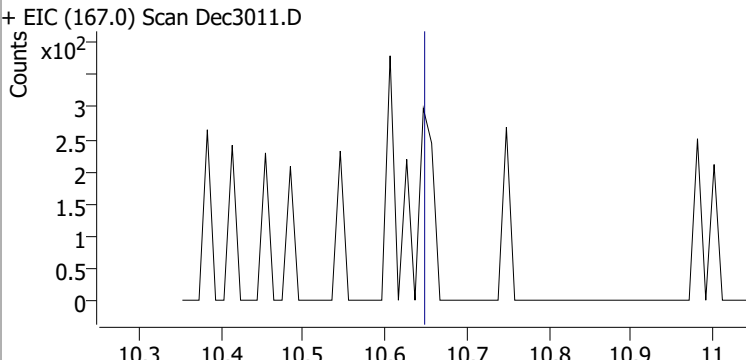
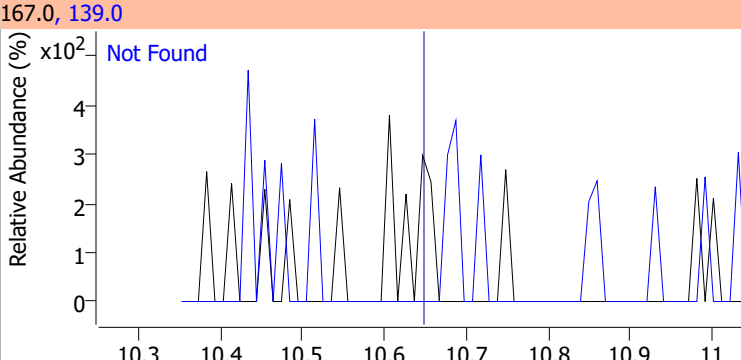
| Compound | Conc. | Exp RT | QIon | Exp Ratio | QIon | Exp Ratio |
|-------------------|-------|--------|-------|-----------|------|-----------|
| Hexachlorobenzene | N.D. | 9.84 | 142.0 | 64.6 | | |



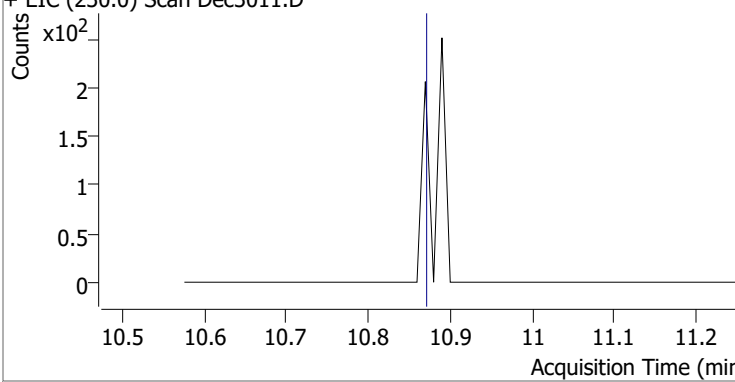
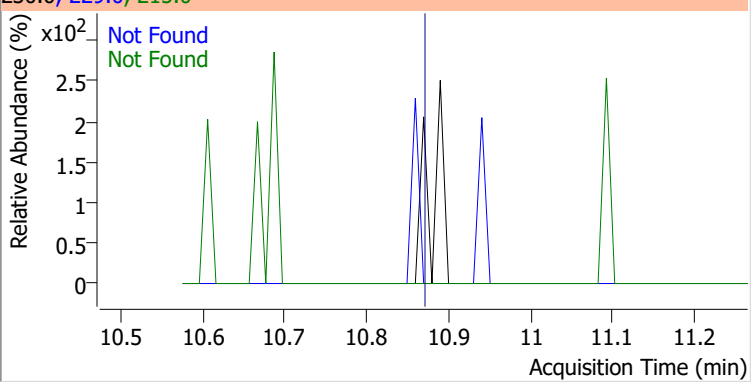
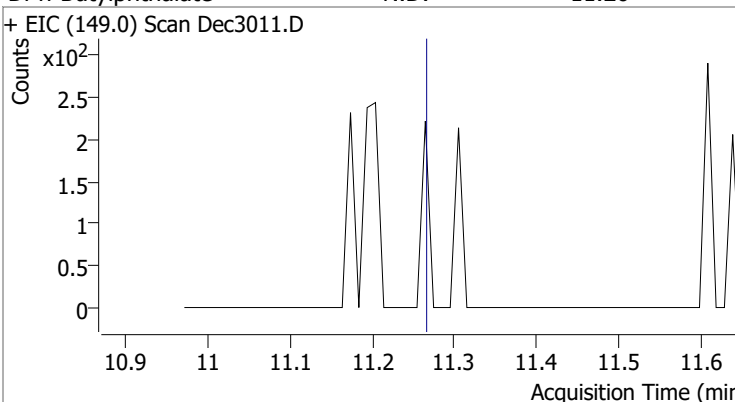
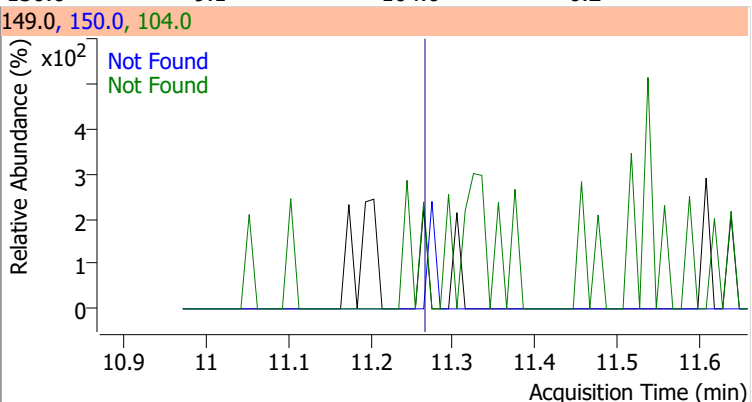
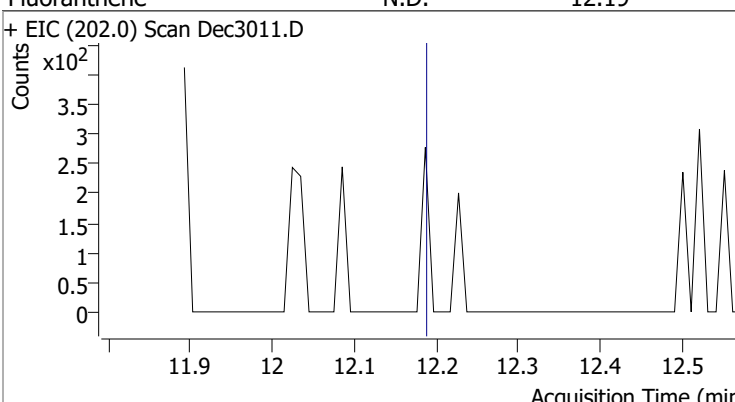
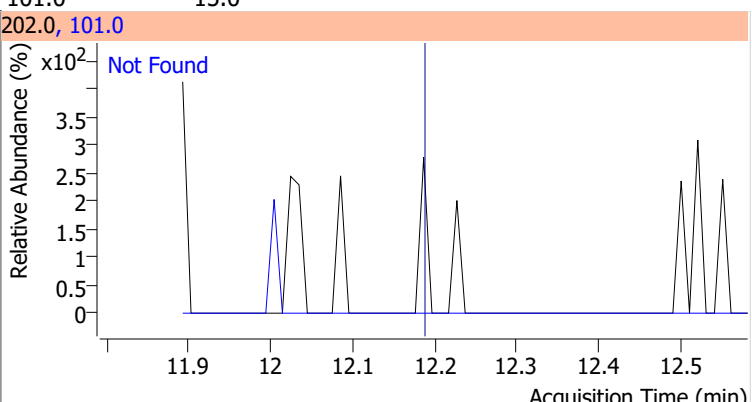
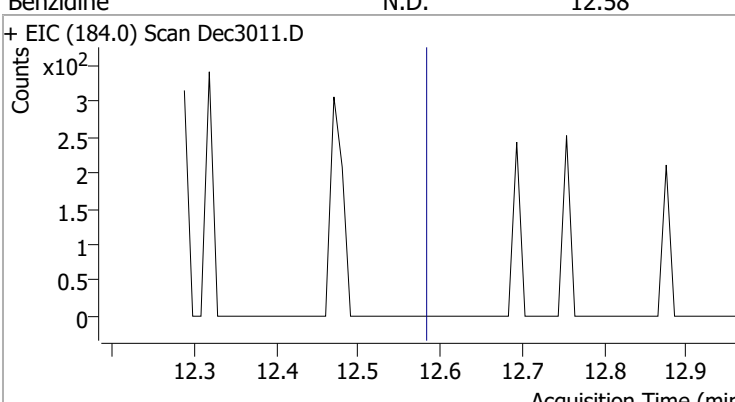
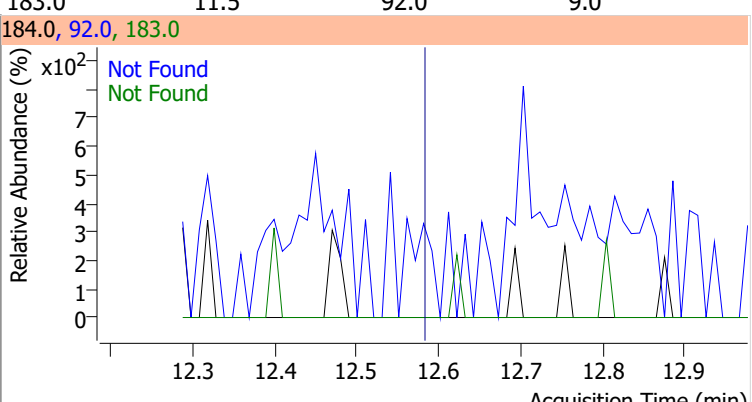
| Compound | Conc. | Exp RT | QIon | Exp Ratio | QIon | Exp Ratio |
|-------------------|-------|--------|-------|-----------|-------|-----------|
| Pentachlorophenol | N.D. | 10.10 | 263.9 | 62.0 | 267.9 | 61.9 |



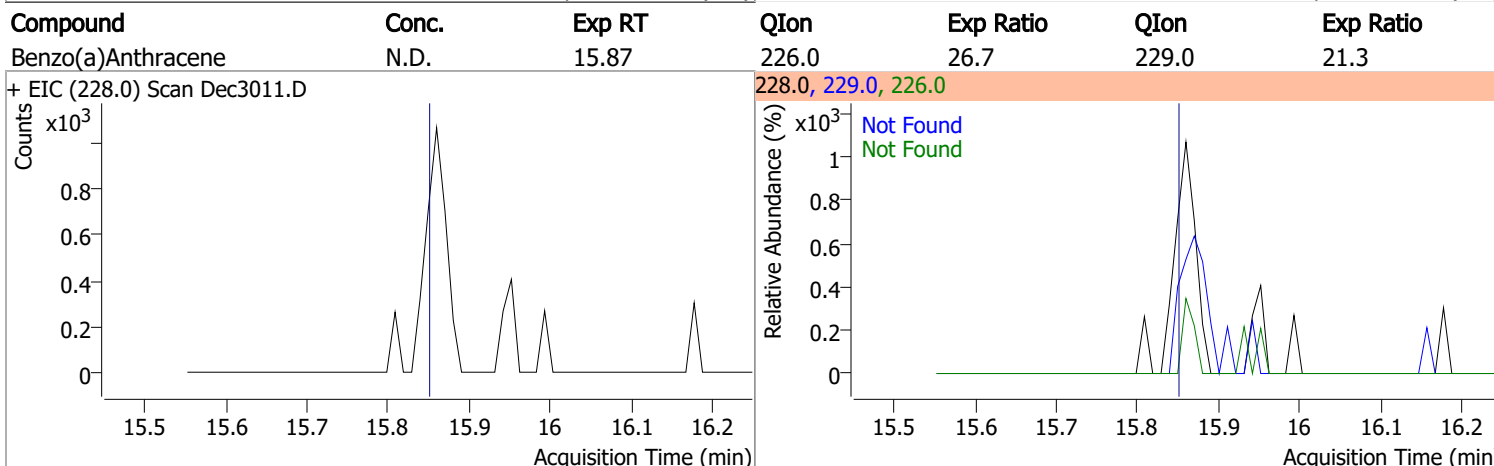
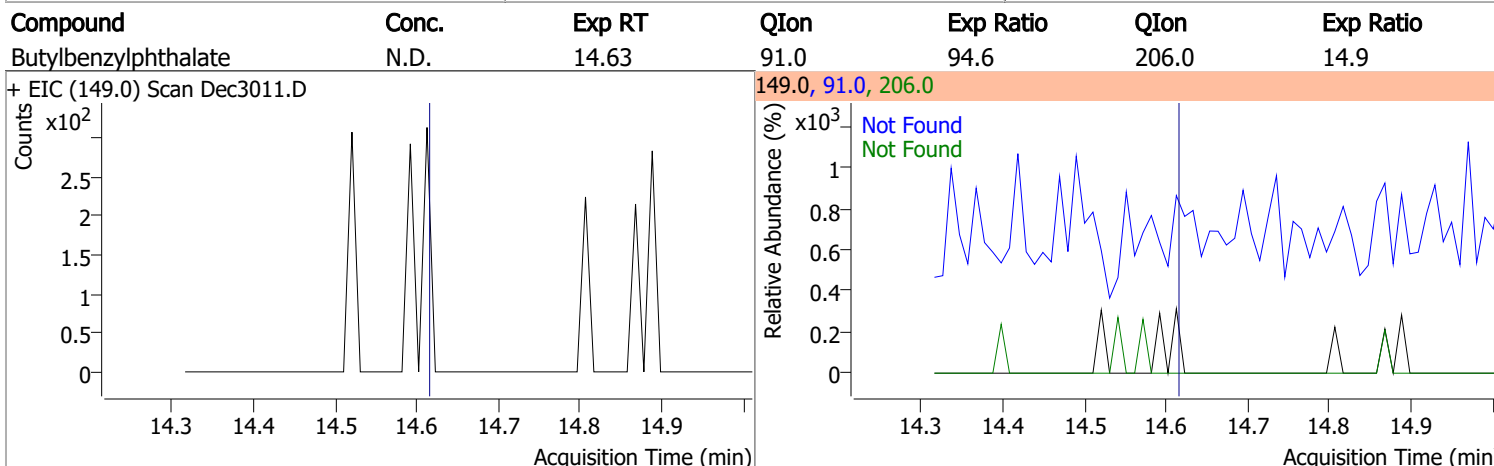
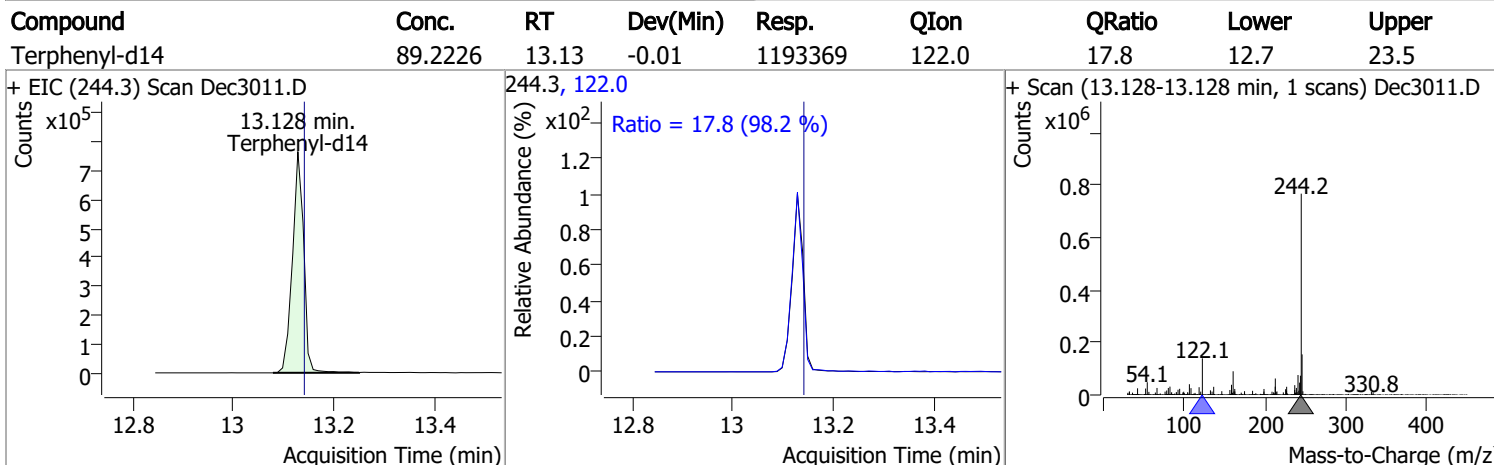
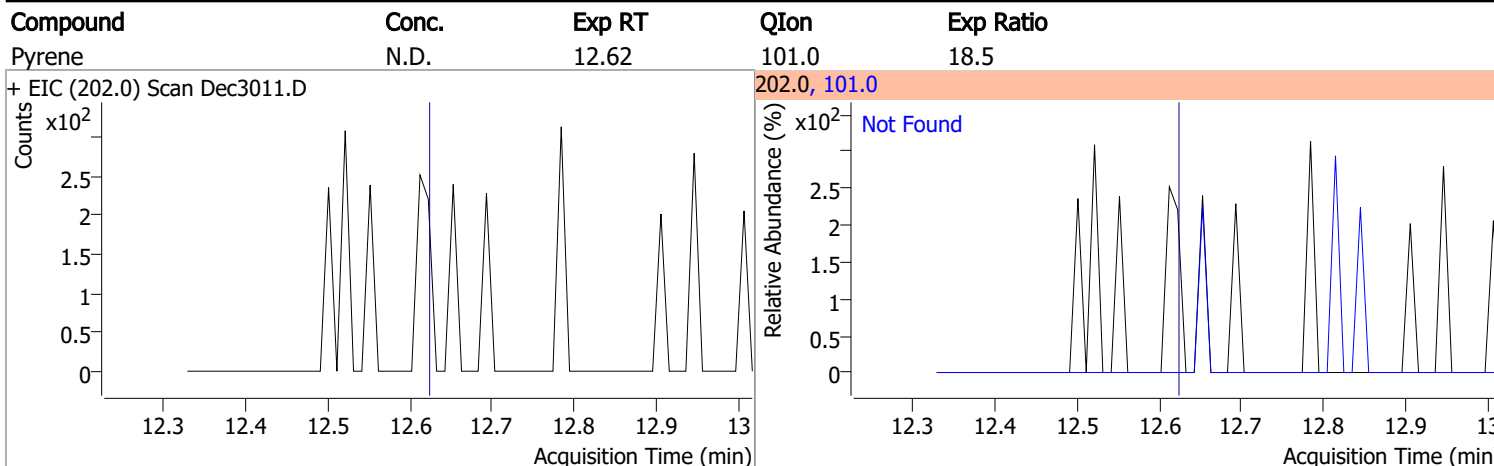
Quantitation Results Report (QT Reviewed)

| Compound | Conc. | Exp RT | QIon | Exp Ratio | | |
|--|--|--------|--------------------|-----------|------|-----------|
| Phenanthrene | N.D. | 10.33 | 176.0 | 19.7 | | |
| + EIC (178.0) Scan Dec3011.D | | | 178.0, 176.0 | | | |
|  |  | | | | | |
| Anthracene | N.D. | 10.39 | 176.0 | 18.3 | | |
| + EIC (178.0) Scan Dec3011.D | | | 178.0, 176.0 | | | |
|  |  | | | | | |
| Triallate | N.D. | 10.46 | 143.0 | 22.0 | QIon | Exp Ratio |
| + EIC (86.0) Scan Dec3011.D | | | 86.0, 268.0, 143.0 | | | |
|  |  | | | | | |
| Carbazole | N.D. | 10.65 | 139.0 | 13.0 | | |
| + EIC (167.0) Scan Dec3011.D | | | 167.0, 139.0 | | | |
|  |  | | | | | |

Quantitation Results Report (QT Reviewed)

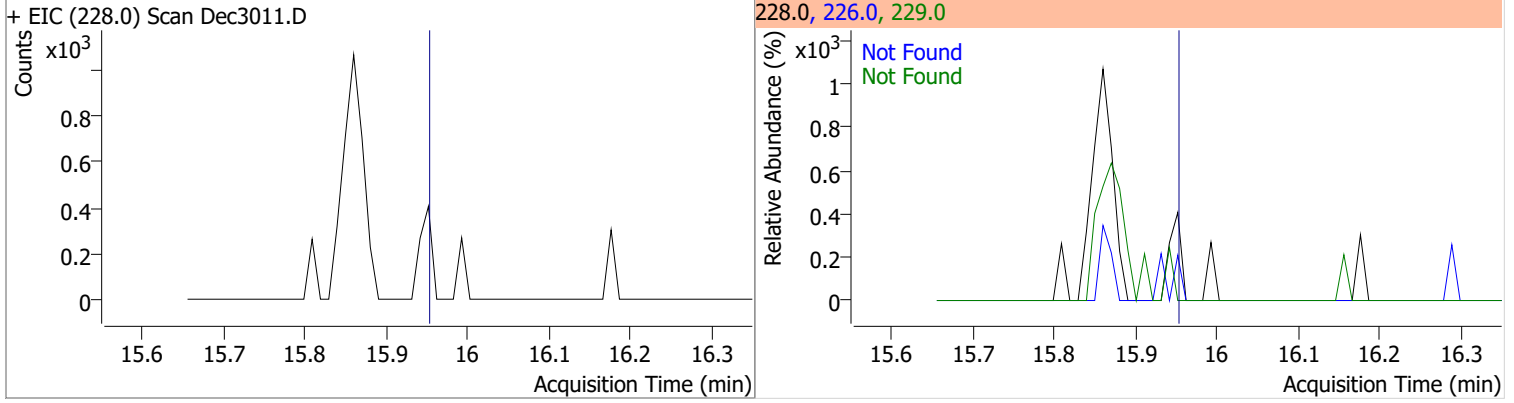
| Compound | Conc. | Exp RT | QIon | Exp Ratio | QIon | Exp Ratio |
|--|-------|--------|--|-----------|-------|-----------|
| o-Terphenyl | N.D. | 10.87 | 229.0 | 67.7 | 215.0 | 38.2 |
| + EIC (230.0) Scan Dec3011.D | | | 230.0, 229.0, 215.0 | | | |
|  | | |  | | | |
| Di-n-Butylphthalate | N.D. | 11.26 | 150.0 | 9.1 | 104.0 | 6.2 |
| + EIC (149.0) Scan Dec3011.D | | | 149.0, 150.0, 104.0 | | | |
|  | | |  | | | |
| Fluoranthene | N.D. | 12.19 | 101.0 | 15.0 | | |
| + EIC (202.0) Scan Dec3011.D | | | 202.0, 101.0 | | | |
|  | | |  | | | |
| Benzidine | N.D. | 12.58 | 183.0 | 11.5 | 92.0 | 9.0 |
| + EIC (184.0) Scan Dec3011.D | | | 184.0, 92.0, 183.0 | | | |
|  | | |  | | | |

Quantitation Results Report (QT Reviewed)

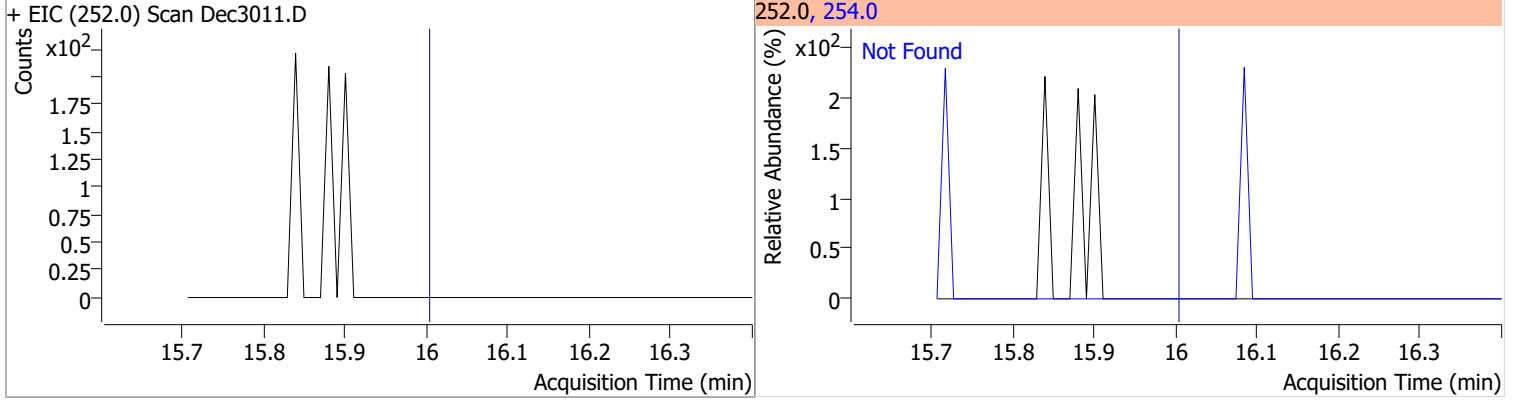


Quantitation Results Report (QT Reviewed)

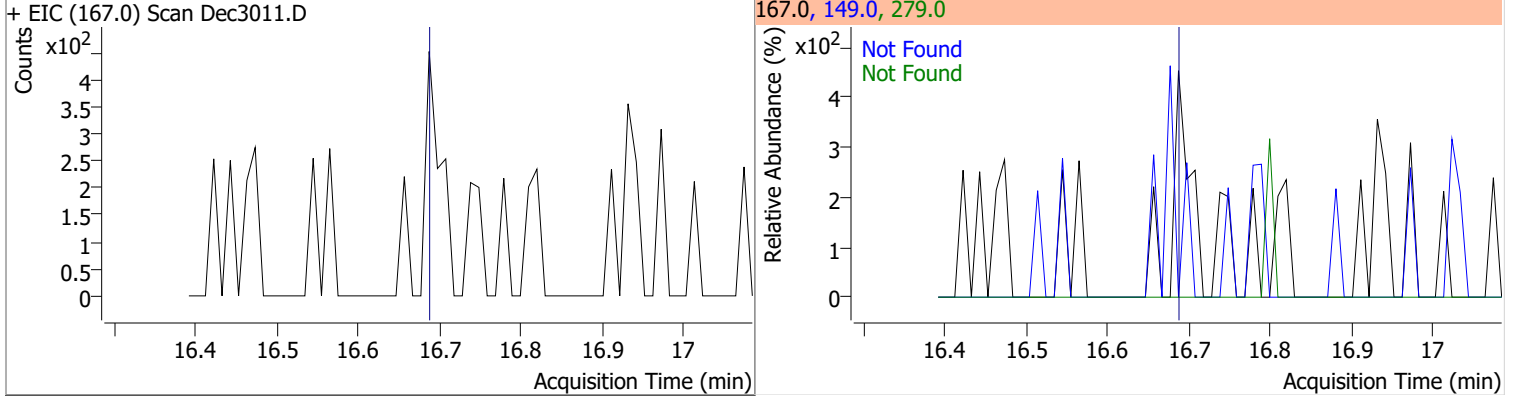
| Compound | Conc. | Exp RT | QIon | Exp Ratio | QIon | Exp Ratio |
|----------|-------|--------|-------|-----------|-------|-----------|
| Chrysene | N.D. | 15.97 | 226.0 | 30.6 | 229.0 | 20.9 |



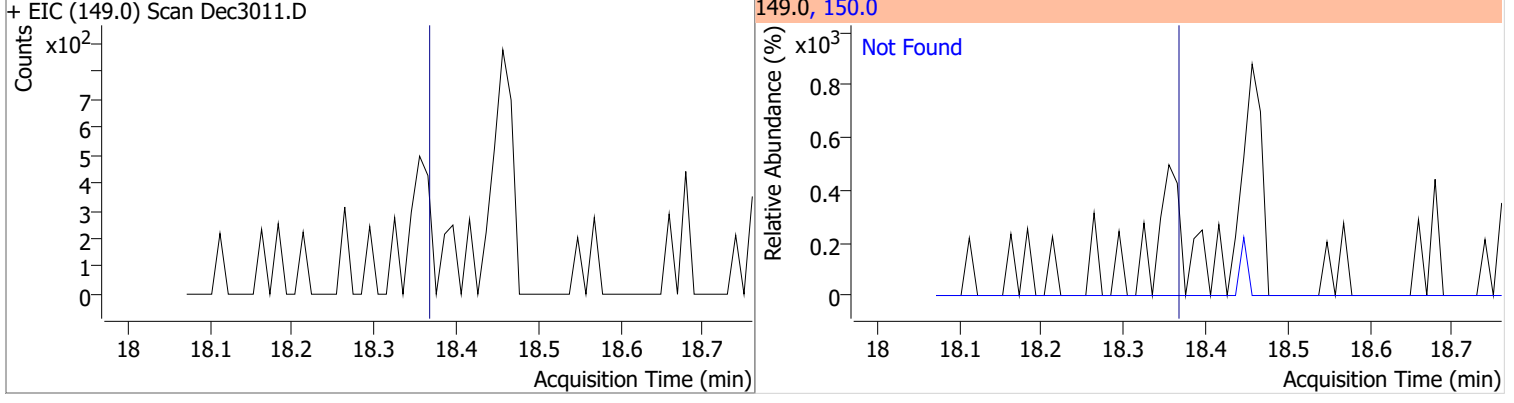
| Compound | Conc. | Exp RT | QIon | Exp Ratio |
|-----------------------|-------|--------|-------|-----------|
| 3,3-Dichlorobenzidine | N.D. | 16.02 | 254.0 | 62.0 |



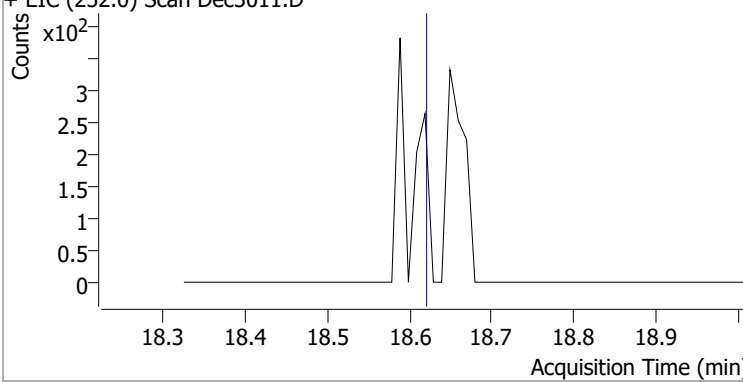
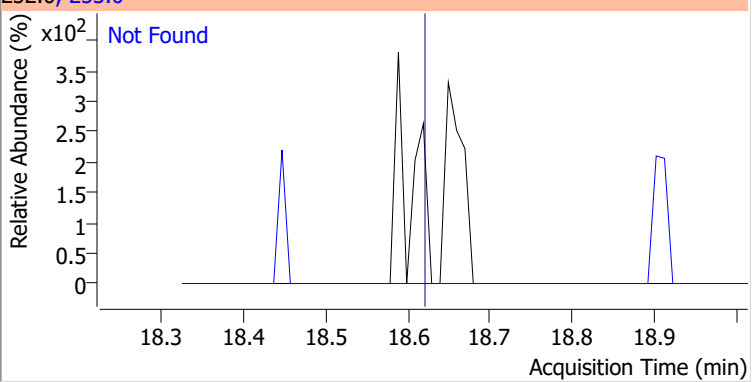
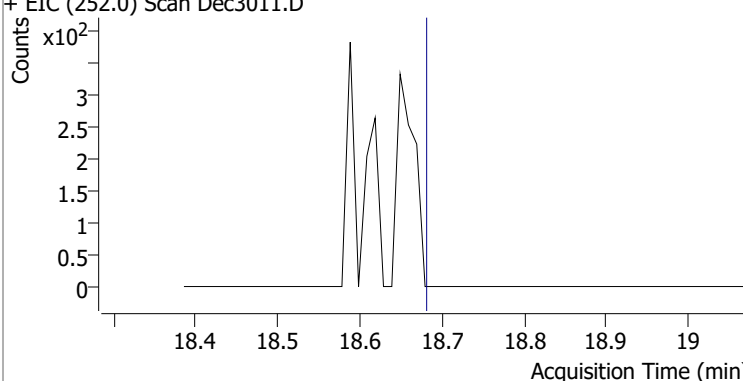
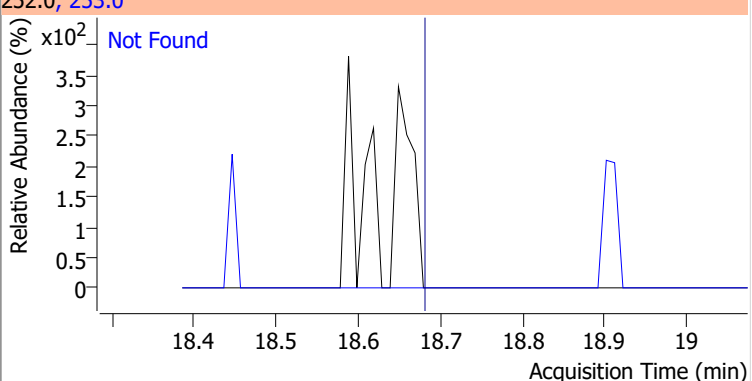
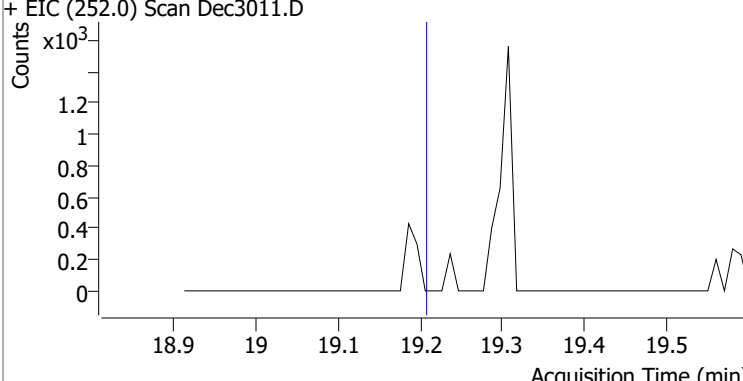
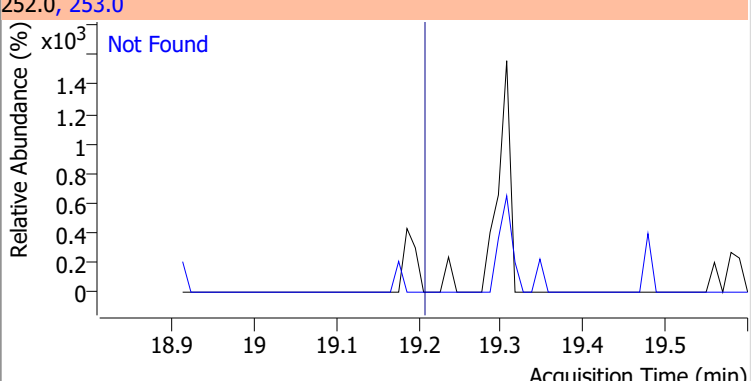
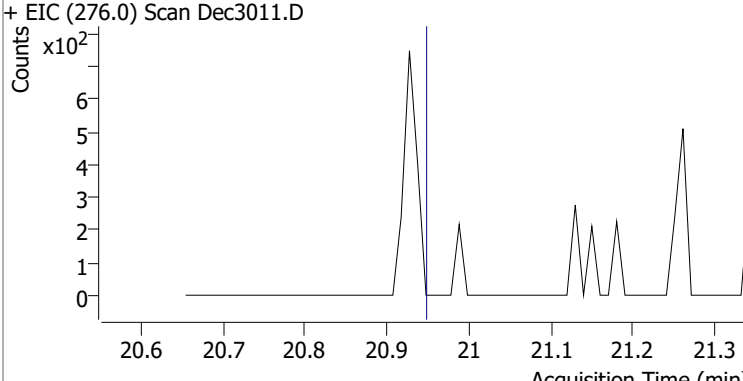
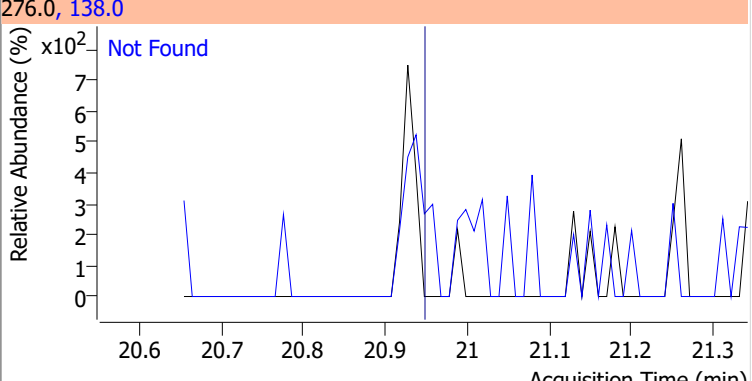
| Compound | Conc. | Exp RT | QIon | Exp Ratio | QIon | Exp Ratio |
|----------------------------|-------|--------|-------|-----------|-------|-----------|
| bis(2-ethylhexyl)Phthalate | N.D. | 16.71 | 149.0 | 421.6 | 279.0 | 11.2 |



| Compound | Conc. | Exp RT | QIon | Exp Ratio |
|----------------------|-------|--------|-------|-----------|
| Di-n-octyl Phthalate | N.D. | 18.38 | 150.0 | 9.7 |

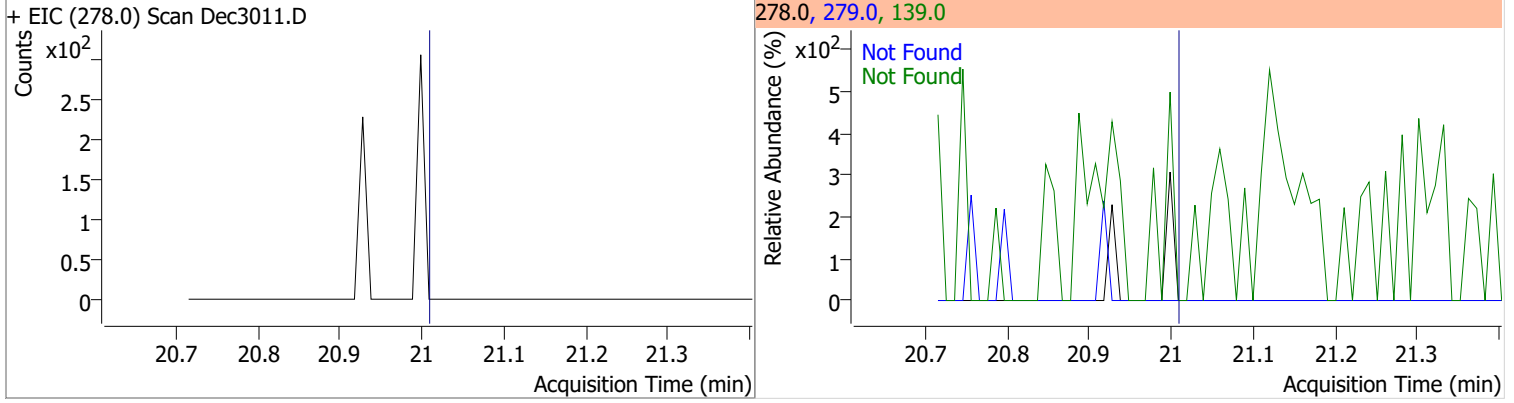


Quantitation Results Report (QT Reviewed)

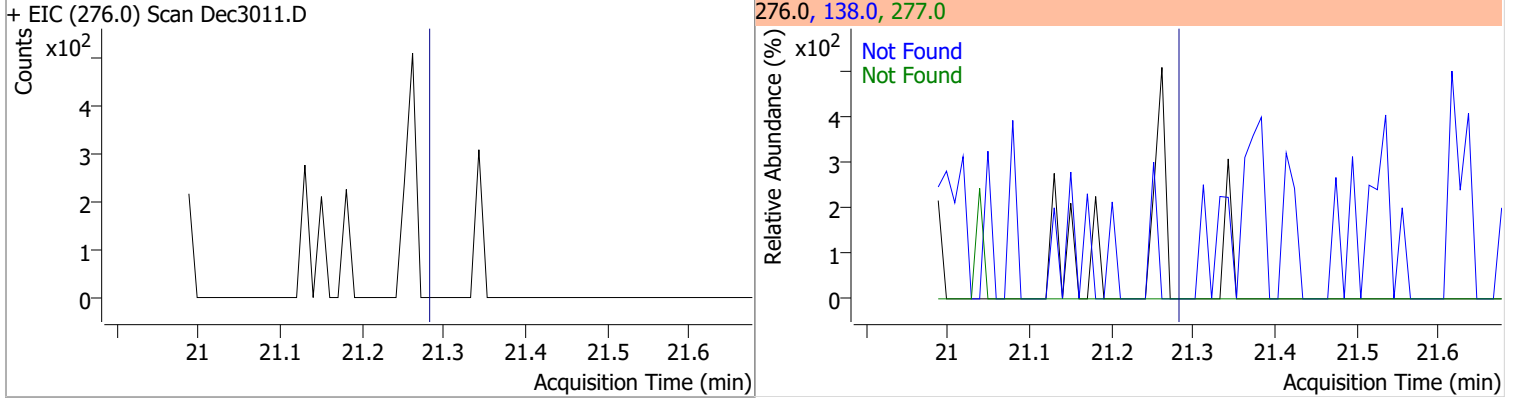
| Compound | Conc. | Exp RT | QIon | Exp Ratio |
|--|-------|--------|--|-----------|
| Benzo(b)fluoranthene | N.D. | 18.63 | 253.0 | 21.4 |
| + EIC (252.0) Scan Dec3011.D | | | 252.0, 253.0 | |
|  | | |  | |
| Benzo(k)fluoranthene | N.D. | 18.69 | 253.0 | 21.7 |
| + EIC (252.0) Scan Dec3011.D | | | 252.0, 253.0 | |
|  | | |  | |
| Benzo(a)pyrene | N.D. | 19.22 | 253.0 | 22.9 |
| + EIC (252.0) Scan Dec3011.D | | | 252.0, 253.0 | |
|  | | |  | |
| Indeno(1,2,3-c,d)pyrene | N.D. | 20.96 | 138.0 | 39.1 |
| + EIC (276.0) Scan Dec3011.D | | | 276.0, 138.0 | |
|  | | |  | |

Quantitation Results Report (QT Reviewed)

| Compound | Conc. | Exp RT | QIon | Exp Ratio | QIon | Exp Ratio |
|------------------------|-------|--------|-------|-----------|-------|-----------|
| Dibenzo(a,h)anthracene | N.D. | 21.02 | 139.0 | 30.6 | 279.0 | 24.6 |

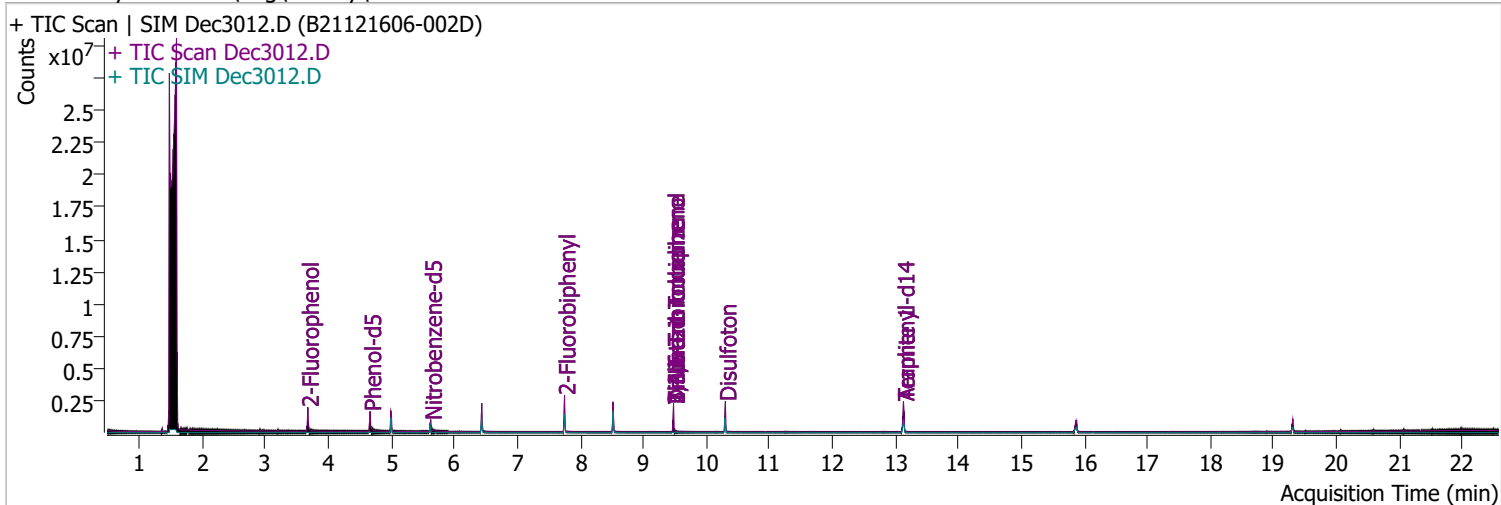


| Compound | Conc. | Exp RT | QIon | Exp Ratio | QIon | Exp Ratio |
|----------------------|-------|--------|-------|-----------|-------|-----------|
| Benzo(g,h,i)perylene | N.D. | 21.29 | 138.0 | 41.5 | 277.0 | 23.8 |



Quantitation Results Report (QT Reviewed)

| | | | |
|----------------|----------------------------|-------------------|------------------------|
| Data File | Dec3012.D | Operator | LIMS import |
| Acq. Method | BNA+SIM.M | Acq. Date-Time | 12/30/2021 6:07:48 PM |
| Sample Name | B21121606-002D | Instrument | Instrument #1 |
| Vial | 12 | Multiplier | 1.00 |
| DA Method File | 122821 bna 1 CAL.batch.bin | Comment | SVOC-8270-W |
| Tune File | dftppdsm.u | Tune Date | 11/24/2021 11:15:00 AM |
| Batch Name | 123021 bna 1.batch.bin | Last Calib Update | 1/3/2022 10:10:10 AM |
| Ref Library | D:\Org\Library\NIST129K.l | | |



| Compound | RT | QIon | Resp. | Conc. | Units | Dev(Min) |
|----------|----|------|-------|-------|-------|----------|
|----------|----|------|-------|-------|-------|----------|

Internal Standards

System Monitoring Compounds

| | | | | | | |
|------------------------|----------------------|-------|---------|-------------------|------|--------|
| S 2-Fluorophenol | 3.674 | 112.0 | 507663 | 70.4792 | µg/L | -0.031 |
| Spiked Amount: 200.000 | Range: 10.0 - 75.0% | | | Recovery = 35.24% | | |
| S Phenol-d5 | 4.664 | 99.0 | 548515 | 51.2668 | µg/L | -0.020 |
| Spiked Amount: 200.000 | Range: 10.0 - 65.0% | | | Recovery = 25.63% | | |
| S Nitrobenzene-d5 | 5.624 | 82.0 | 222929 | 42.6060 | µg/L | 0.000 |
| Spiked Amount: 100.000 | Range: 32.0 - 94.0% | | | Recovery = 42.61% | | |
| S 2-Fluorobiphenyl | 7.749 | 172.0 | 840588 | 47.7703 | µg/L | 0.000 |
| Spiked Amount: 100.000 | Range: 28.0 - 107.0% | | | Recovery = 47.77% | | |
| S 2,4,6-Tribromophenol | 9.479 | 329.8 | 131118 | 151.1589 | µg/L | 0.000 |
| Spiked Amount: 200.000 | Range: 25.0 - 140.0% | | | Recovery = 75.58% | | |
| S Terphenyl-d14 | 13.128 | 244.3 | 1109308 | 81.5003 | µg/L | -0.010 |
| Spiked Amount: 100.000 | Range: 32.0 - 122.0% | | | Recovery = 81.50% | | |

Target Compounds

| Compound | RT | QIon | Resp. | Conc. | Units | Dev(Min) | QValue |
|-------------------------------|-------|------|-------|-------|-------|----------|--------|
| T N-Nitrosodimethylamine | 0.000 | | 0 | N.D. | | | |
| T Pyridine | 0.000 | | 0 | N.D. | | | |
| T Aniline | 0.000 | | 0 | N.D. | | | |
| T Phenol | 0.000 | | 0 | N.D. | | | |
| T bis(-2-Chloroethyl)Ether | 0.000 | | 0 | N.D. | | | |
| T 2-Chlorophenol | 0.000 | | 0 | N.D. | | | |
| T 1,3-Dichlorobenzene | 0.000 | | 0 | N.D. | | | |
| T 1,4-Dichlorobenzene | 0.000 | | 0 | N.D. | | | |
| T 1,2-Dichlorobenzene | 0.000 | | 0 | N.D. | | | |
| T Benzyl Alcohol | 0.000 | | 0 | N.D. | | | |
| T bis(2-chloroisopropyl)Ether | 0.000 | | 0 | N.D. | | | |
| T 2-Methylphenol | 0.000 | | 0 | N.D. | | | |
| T N-nitroso-Di-n-propylamine | 5.624 | 70.0 | 0 | | µg/L | md | 1 |
| T 4Methylphenol/3Methylphenol | 0.000 | | 0 | N.D. | | | |
| T Hexachloroethane | 0.000 | | 0 | N.D. | | | |

Quantitation Results Report (QT Reviewed)

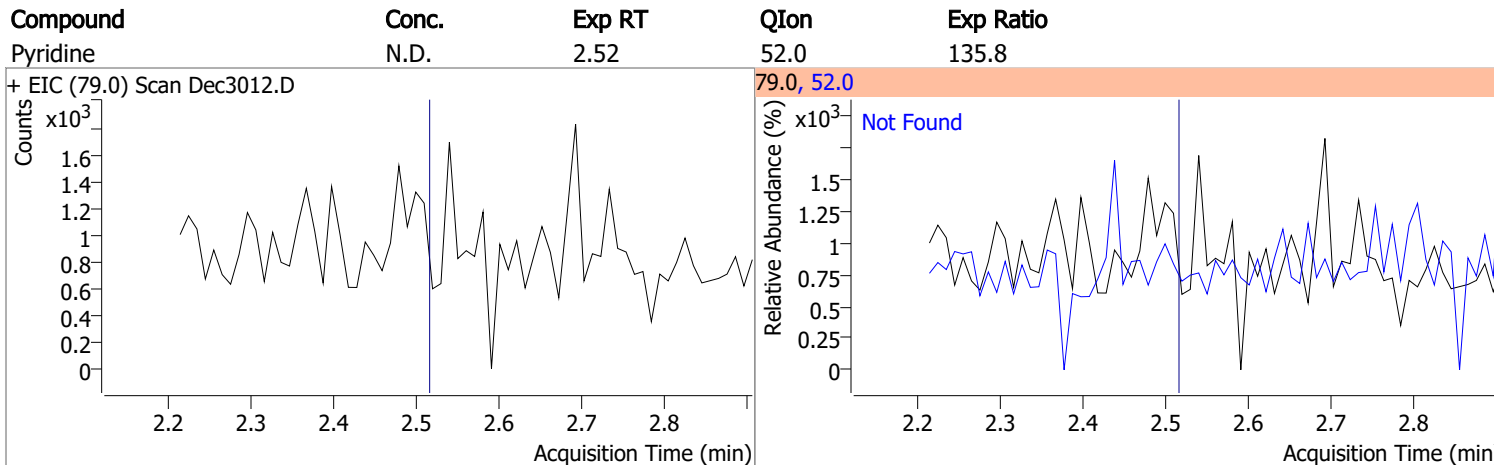
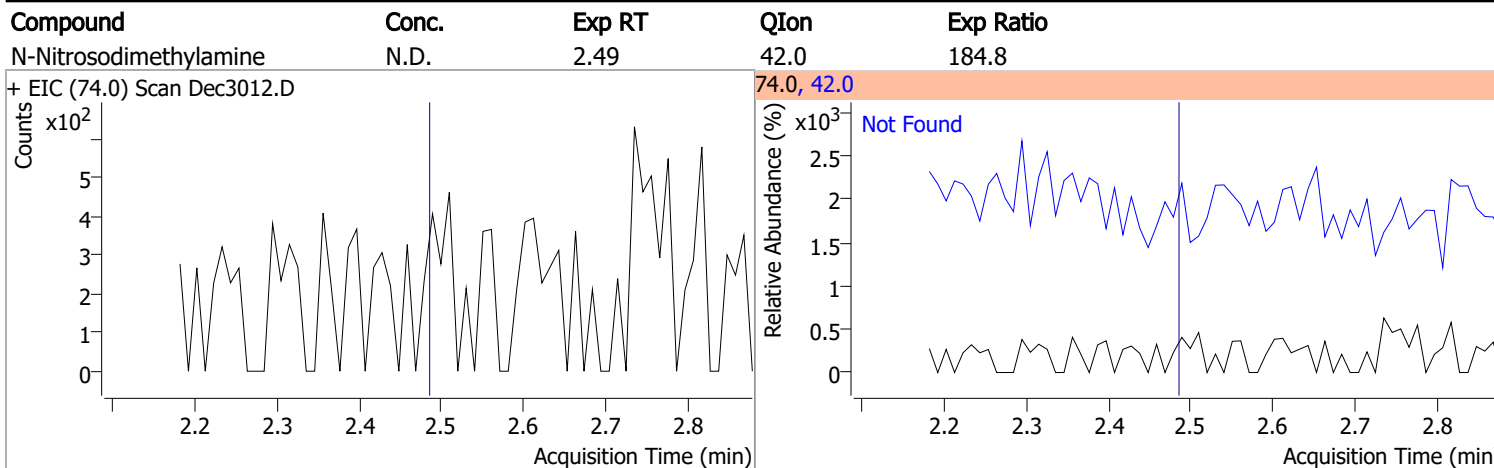
| Compound | RT | QIon | Resp. | Conc. | Units | Dev(Min) |
|-------------------------------|-------|-------|-------|-------|---------|----------|
| T Nitrobenzene | 0.000 | | 0 | N.D. | | |
| T Isophorone | 0.000 | | 0 | N.D. | | |
| T 2-Nitrophenol | 0.000 | | 0 | N.D. | | |
| T 2,4-Dimethylphenol | 0.000 | | 0 | N.D. | | |
| T bis(-2-Chloroethoxy)Methane | 0.000 | | 0 | N.D. | | |
| T Benzoic Acid | 0.000 | | 0 | N.D. | | |
| T 2,4-Dichlorophenol | 0.000 | | 0 | N.D. | | |
| T 1,2,4-Trichlorobenzene | 0.000 | | 0 | N.D. | | |
| T Naphthalene | 0.000 | | 0 | N.D. | | |
| T 4-Chlorophenol | 0.000 | | 0 | N.D. | | |
| T p-Chloroaniline | 0.000 | | 0 | N.D. | | |
| T Hexachlorobutadiene | 0.000 | | 0 | N.D. | | |
| T 4-Chloro-2-Methylphenol | 0.000 | | 0 | N.D. | | |
| T 4-Chloro-3-Methylphenol | 0.000 | | 0 | N.D. | | |
| T 2-Methylnaphthalene | 0.000 | | 0 | N.D. | | |
| T 1-Methylnaphthalene | 0.000 | | 0 | N.D. | | |
| T Hexachlorocyclopentadiene | 0.000 | | 0 | N.D. | | |
| T 2,4,6-Trichlorophenol | 0.000 | | 0 | N.D. | | |
| T 2,4,5-Trichlorophenol | 0.000 | | 0 | N.D. | | |
| T 2-Chloronaphthalene | 0.000 | | 0 | N.D. | | |
| T 2-Nitroaniline | 0.000 | | 0 | N.D. | | |
| T Dimethyl Phthalate | 8.517 | 163.0 | 0 | | µg/L md | 1 |
| T 2,6-Dinitrotoluene | 8.517 | 165.0 | 0 | | µg/L md | 1 |
| T Acenaphthylene | 0.000 | | 0 | N.D. | | |
| T 3-Nitroaniline | 0.000 | | 0 | N.D. | | |
| T Acenaphthene | 0.000 | | 0 | N.D. | | |
| T 2,4-Dinitrophenol | 0.000 | | 0 | N.D. | | |
| T Dibenzofuran | 0.000 | | 0 | N.D. | | |
| T 4-Nitrophenol | 0.000 | | 0 | N.D. | | |
| T 2,4-Dinitrotoluene | 0.000 | | 0 | N.D. | | |
| T Diethylphthalate | 0.000 | | 0 | N.D. | | |
| T Fluorene | 0.000 | | 0 | N.D. | | |
| T 4-Chlorophenyl-phenylether | 0.000 | | 0 | N.D. | | |
| T 4-Nitroaniline | 0.000 | | 0 | N.D. | | |
| T 4,6-Dinitro-2-methylphenol | 0.000 | | 0 | N.D. | | |
| T N-nitrosodiphenylamine | 0.000 | | 0 | N.D. | | |
| T Azobenzene | 0.000 | | 0 | N.D. | | |
| T 4-Bromophenyl-phenylether | 0.000 | | 0 | N.D. | | |
| T Hexachlorobenzene | 0.000 | | 0 | N.D. | | |
| T Pentachlorophenol | 0.000 | | 0 | N.D. | | |
| T Phenanthrene | 0.000 | | 0 | N.D. | | |
| T Anthracene | 0.000 | | 0 | N.D. | | |
| T Triallate | 0.000 | | 0 | N.D. | | |
| T Carbazole | 0.000 | | 0 | N.D. | | |
| T o-Terphenyl | 0.000 | | 0 | N.D. | | |
| T Di-n-Butylphthalate | 0.000 | | 0 | N.D. | | |
| T Fluoranthene | 0.000 | | 0 | N.D. | | |
| T Benzidine | 0.000 | | 0 | N.D. | | |
| T Pyrene | 0.000 | | 0 | N.D. | | |
| T Butylbenzylphthalate | 0.000 | | 0 | N.D. | | |
| T Benzo(a)Anthracene | 0.000 | | 0 | N.D. | | |
| T Chrysene | 0.000 | | 0 | N.D. | | |
| T 3,3-Dichlorobenzidine | 0.000 | | 0 | N.D. | | |
| T bis(2-ethylhexyl)Phthalate | 0.000 | | 0 | N.D. | | |
| T Di-n-octyl Phthalate | 0.000 | | 0 | N.D. | | |

Quantitation Results Report (QT Reviewed)

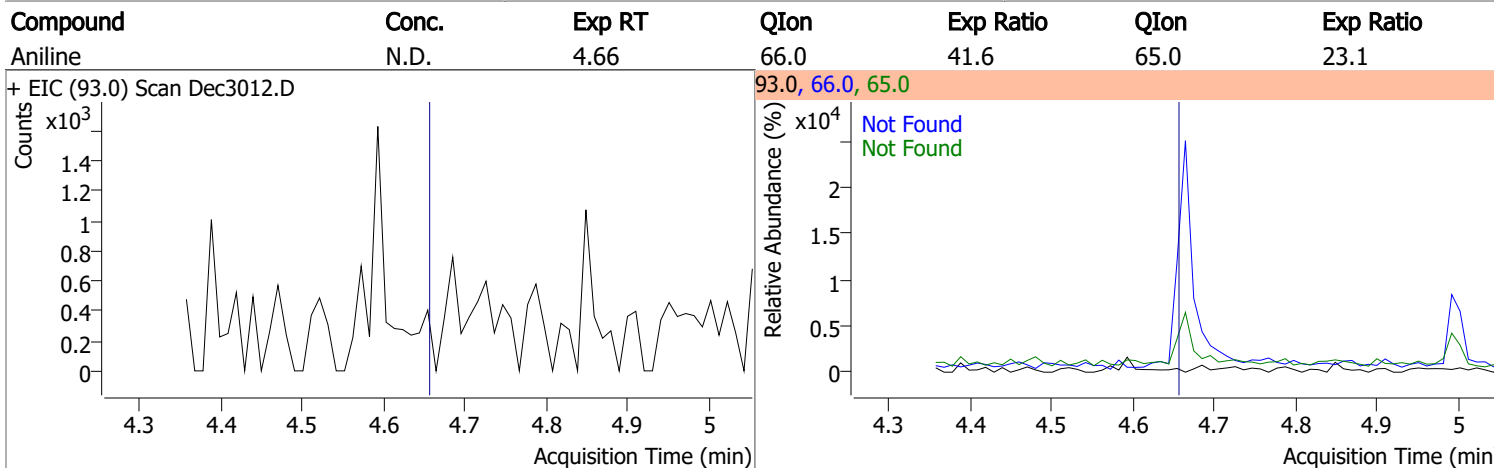
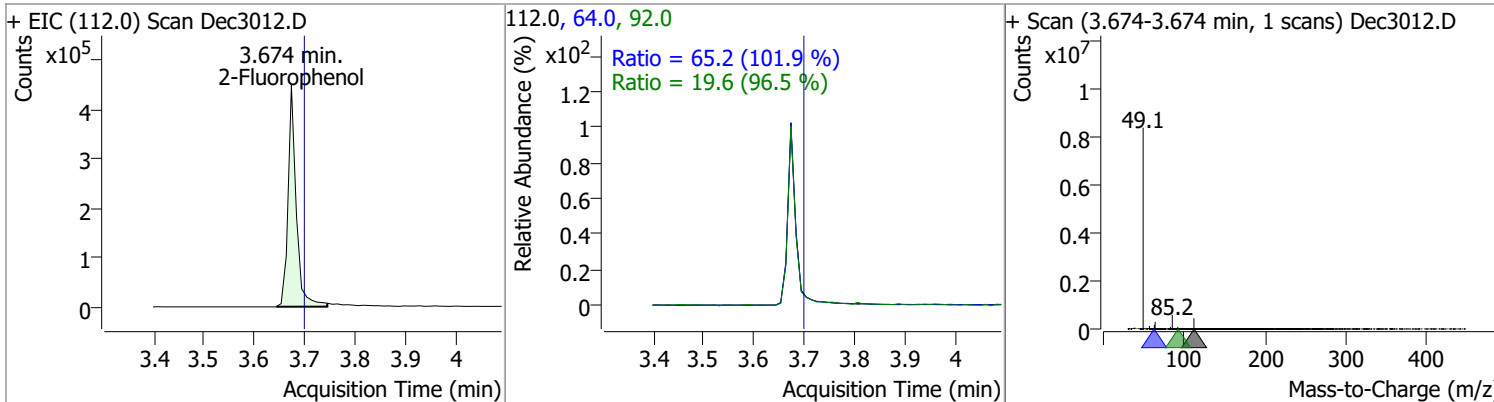
| Compound | RT | QIon | Resp. | Conc. | Units | Dev(Min) |
|---------------------------|-------|------|-------|-------|-------|----------|
| T Benzo(b)fluoranthene | 0.000 | | 0 | N.D. | | |
| T Benzo(k)fluoranthene | 0.000 | | 0 | N.D. | | |
| T Benzo(a)pyrene | 0.000 | | 0 | N.D. | | |
| T Indeno(1,2,3-c,d)pyrene | 0.000 | | 0 | N.D. | | |
| T Dibenzo(a,h)anthracene | 0.000 | | 0 | N.D. | | |
| T Benzo(g,h,i)perylene | 0.000 | | 0 | N.D. | | |

(#) = Qualifier Out of Range; (m) = Manual Integration; (+) = Area Summed; (*) = Surrogate Percent Recovery Out of Range; (d): Zeroed Peak

Quantitation Results Report (QT Reviewed)

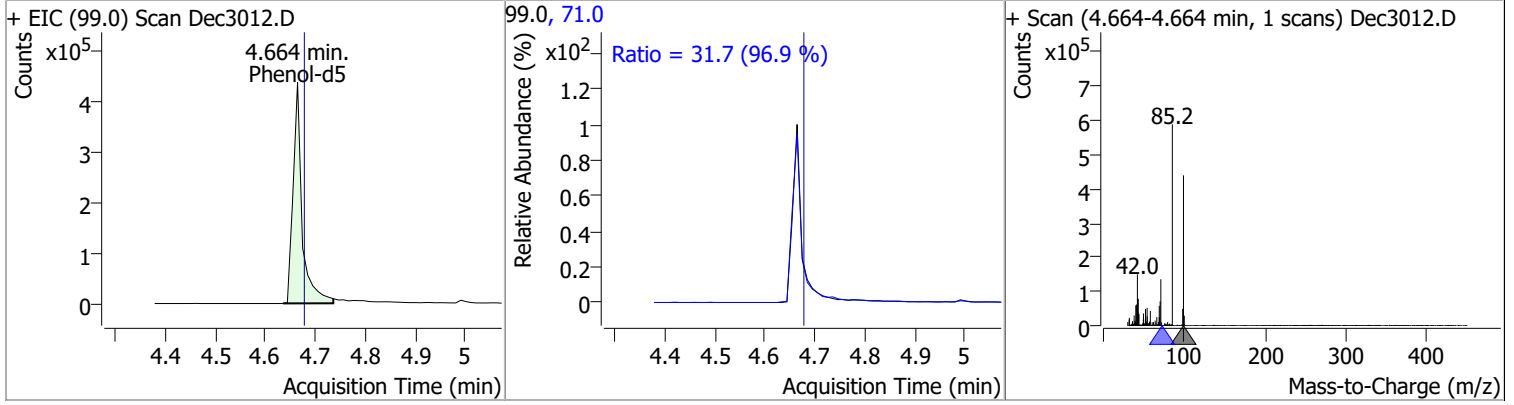


| Compound | Conc. | RT | Dev(Min) | Resp. | QIon | QRatio | Lower | Upper |
|----------------|---------|------|----------|--------|------|--------|-------|-------|
| 2-Fluorophenol | 70.4792 | 3.67 | -0.03 | 507663 | 64.0 | 65.2 | 44.8 | 83.2 |
| | | | | | 92.0 | 19.6 | 14.2 | 26.4 |

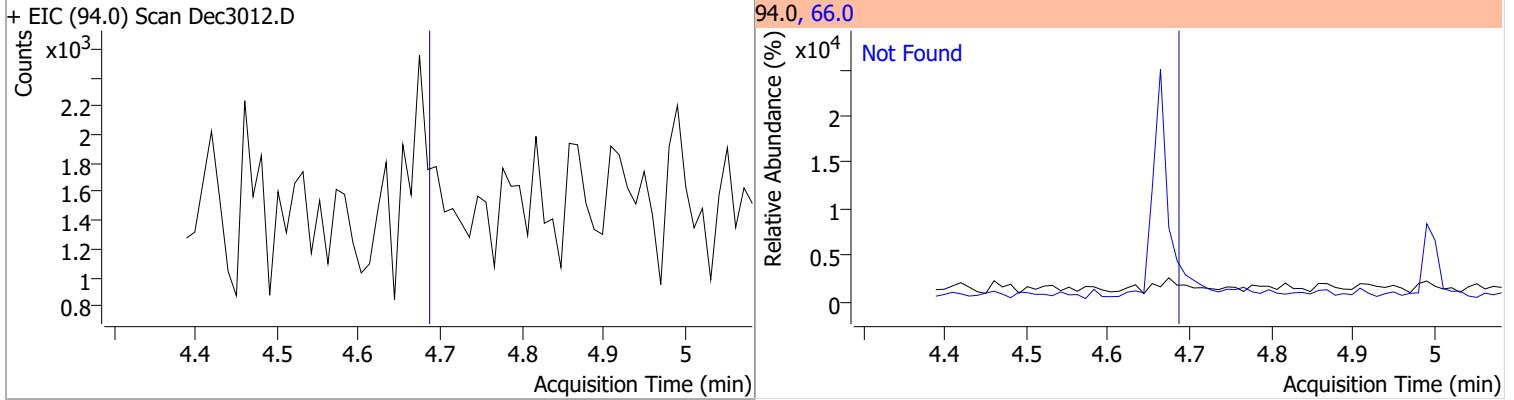


Quantitation Results Report (QT Reviewed)

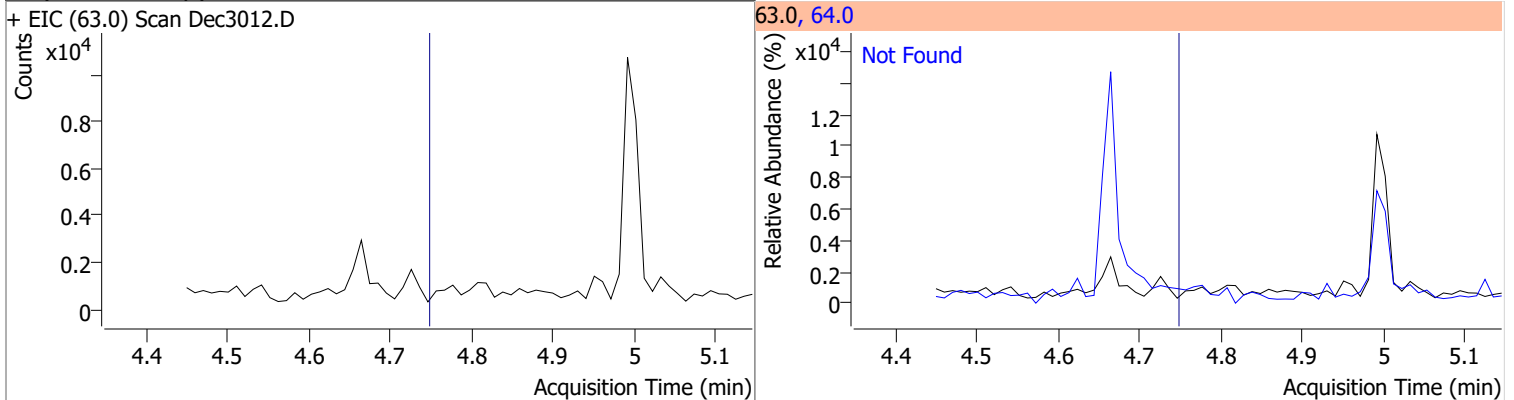
| Compound | Conc. | RT | Dev(Min) | Resp. | QIon | QRatio | Lower | Upper |
|-----------|---------|------|----------|--------|------|--------|-------|-------|
| Phenol-d5 | 51.2668 | 4.66 | -0.02 | 548515 | 71.0 | 31.7 | 22.9 | 42.5 |



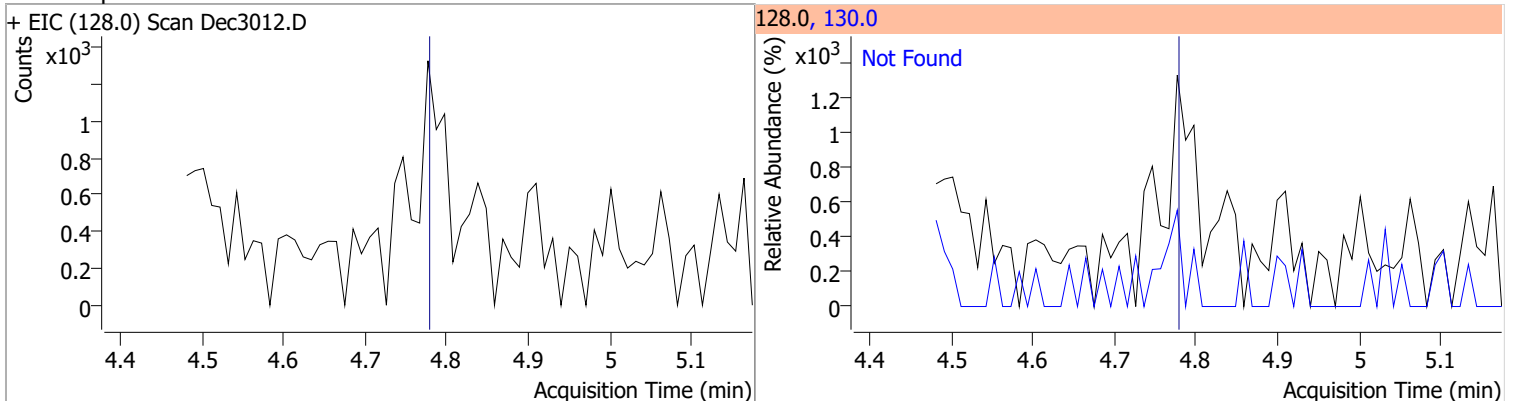
| Compound | Conc. | Exp RT | QIon | Exp Ratio |
|----------|-------|--------|------|-----------|
| Phenol | N.D. | 4.69 | 66.0 | 40.8 |



| Compound | Conc. | Exp RT | QIon | Exp Ratio |
|--------------------------|-------|--------|------|-----------|
| bis(-2-Chloroethyl)Ether | N.D. | 4.76 | 64.0 | 2.8 |

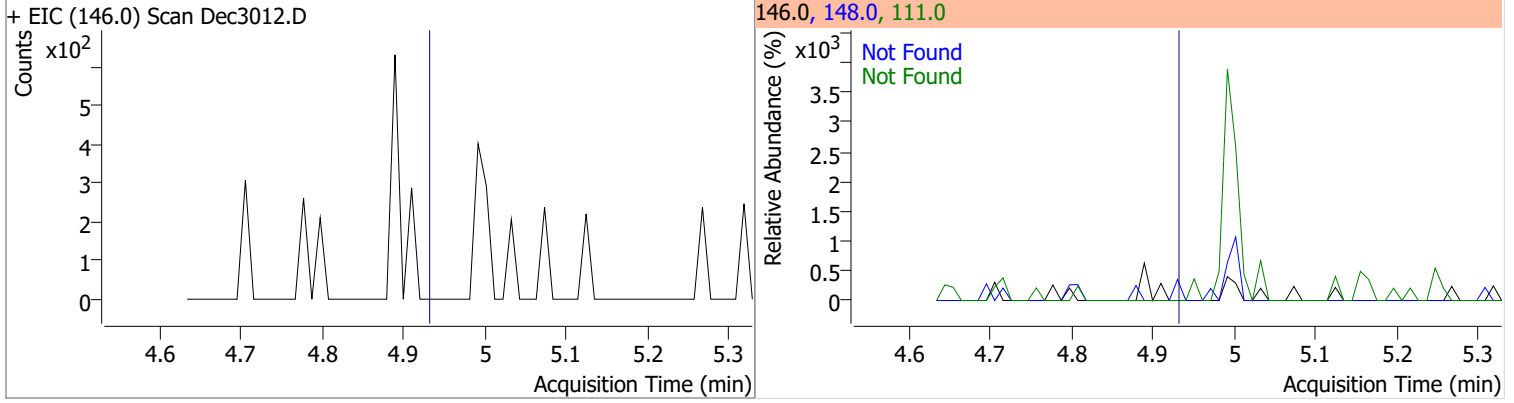


| Compound | Conc. | Exp RT | QIon | Exp Ratio |
|----------------|-------|--------|-------|-----------|
| 2-Chlorophenol | N.D. | 4.79 | 130.0 | 32.3 |

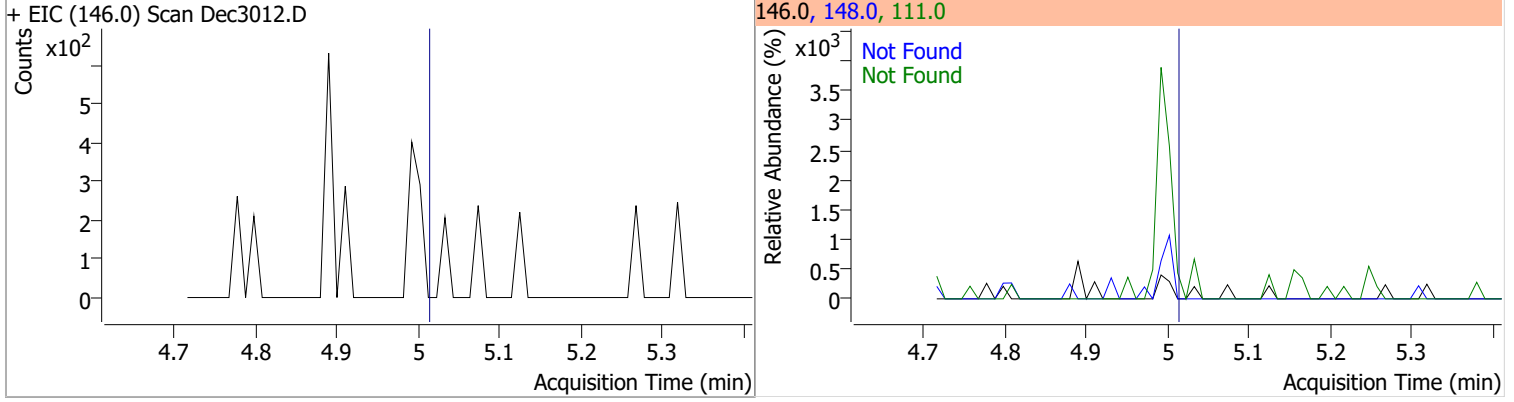


Quantitation Results Report (QT Reviewed)

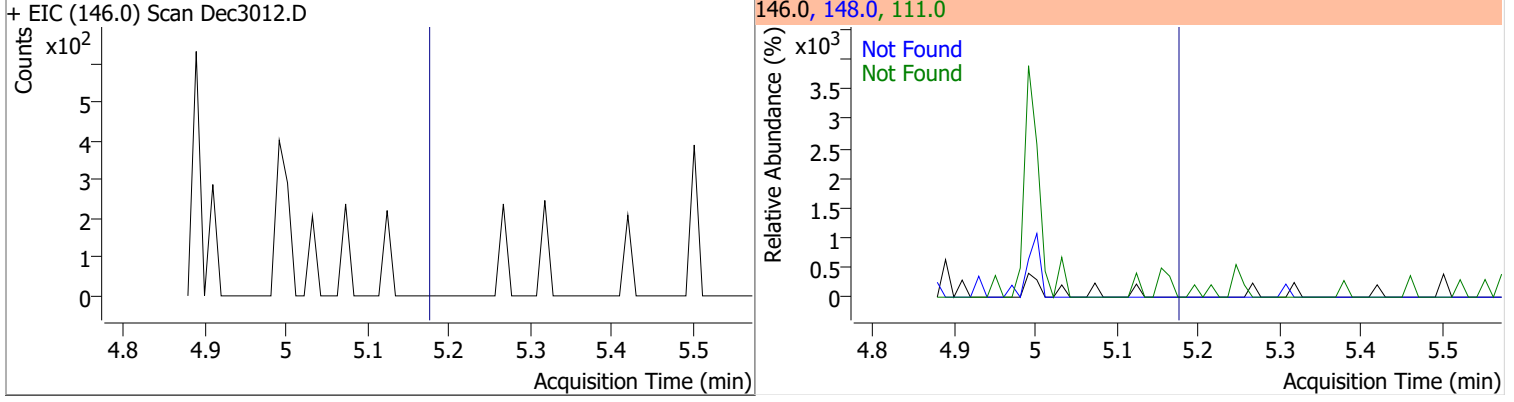
| Compound | Conc. | Exp RT | QIon | Exp Ratio | QIon | Exp Ratio |
|---------------------|-------|--------|-------|-----------|-------|-----------|
| 1,3-Dichlorobenzene | N.D. | 4.94 | 148.0 | 63.2 | 111.0 | 39.4 |



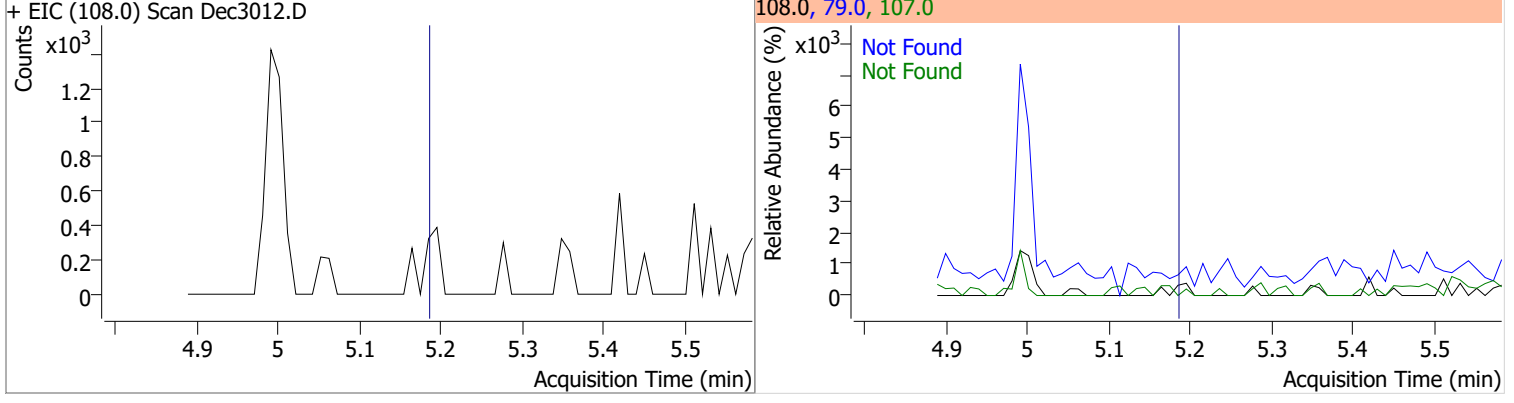
| Compound | Conc. | Exp RT | QIon | Exp Ratio | QIon | Exp Ratio |
|---------------------|-------|--------|-------|-----------|-------|-----------|
| 1,4-Dichlorobenzene | N.D. | 5.02 | 148.0 | 62.2 | 111.0 | 37.4 |



| Compound | Conc. | Exp RT | QIon | Exp Ratio | QIon | Exp Ratio |
|---------------------|-------|--------|-------|-----------|-------|-----------|
| 1,2-Dichlorobenzene | N.D. | 5.19 | 148.0 | 62.2 | 111.0 | 40.3 |

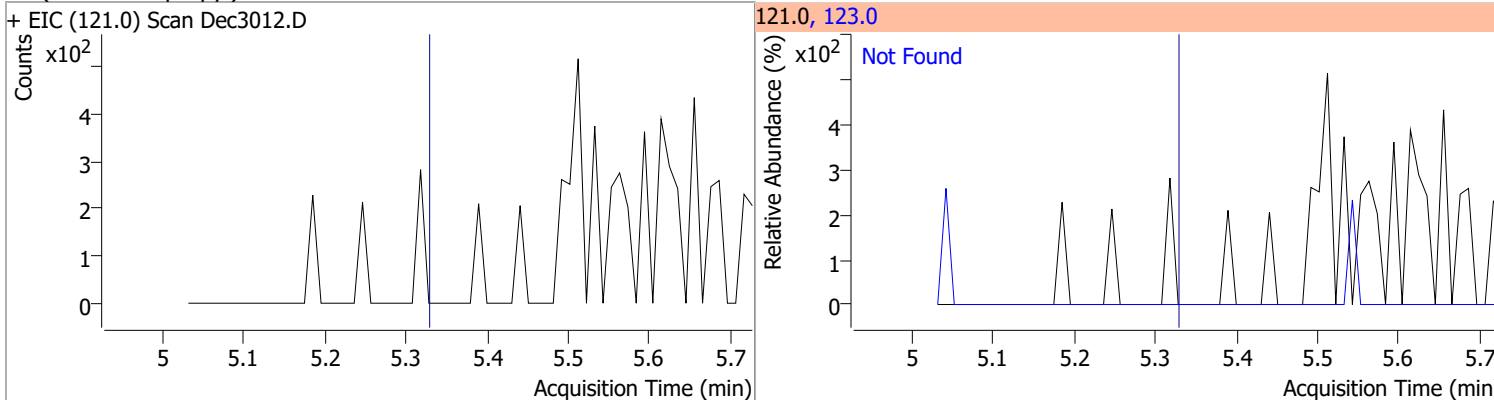


| Compound | Conc. | Exp RT | QIon | Exp Ratio | QIon | Exp Ratio |
|----------------|-------|--------|------|-----------|-------|-----------|
| Benzyl Alcohol | N.D. | 5.20 | 79.0 | 117.9 | 107.0 | 69.2 |

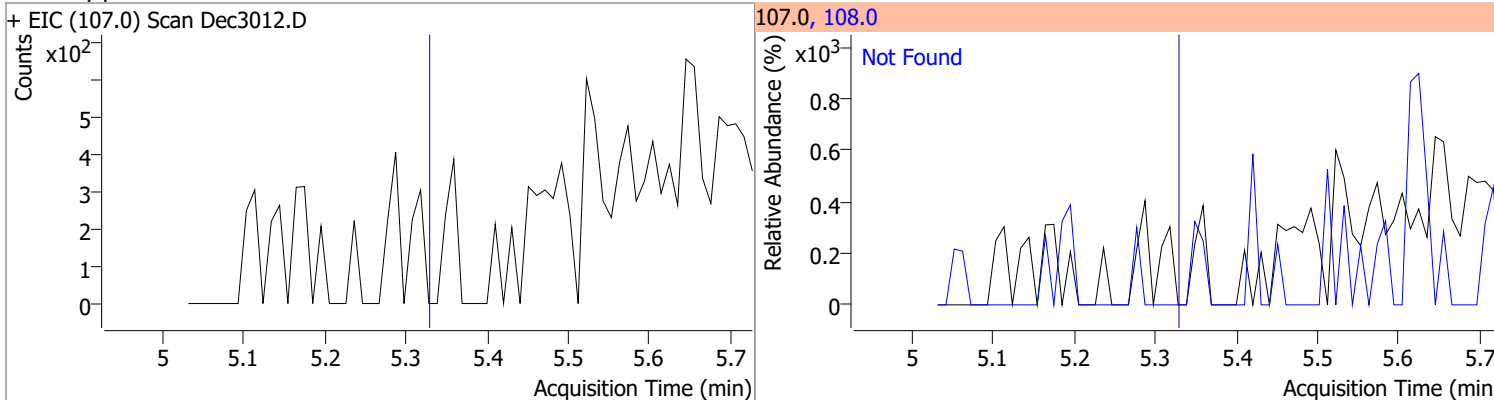


Quantitation Results Report (QT Reviewed)

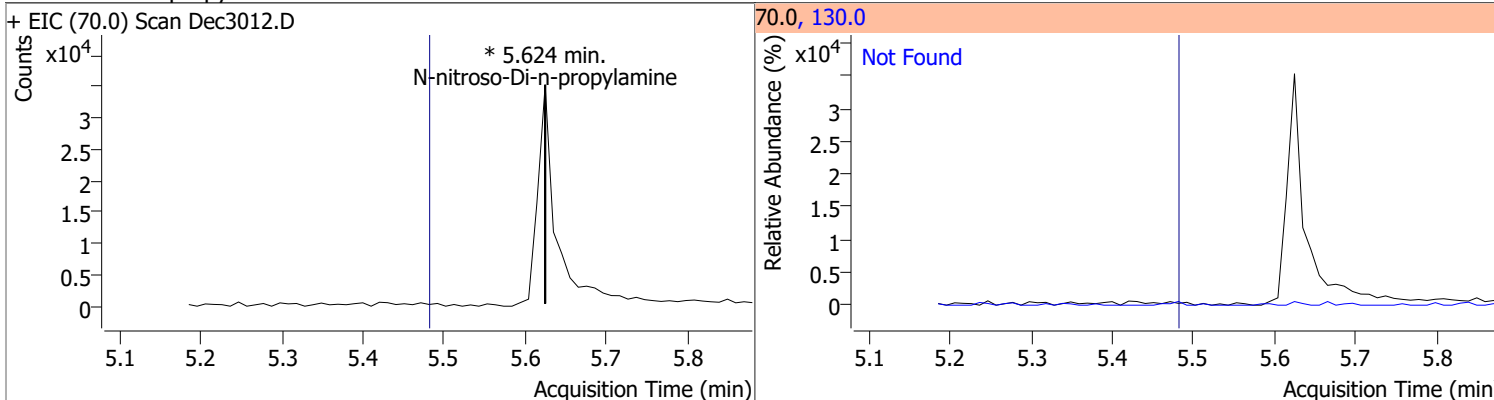
| Compound | Conc. | Exp RT | QIon | Exp Ratio |
|-----------------------------|-------|--------|-------|-----------|
| bis(2-chloroisopropyl)Ether | N.D. | 5.34 | 123.0 | 32.7 |



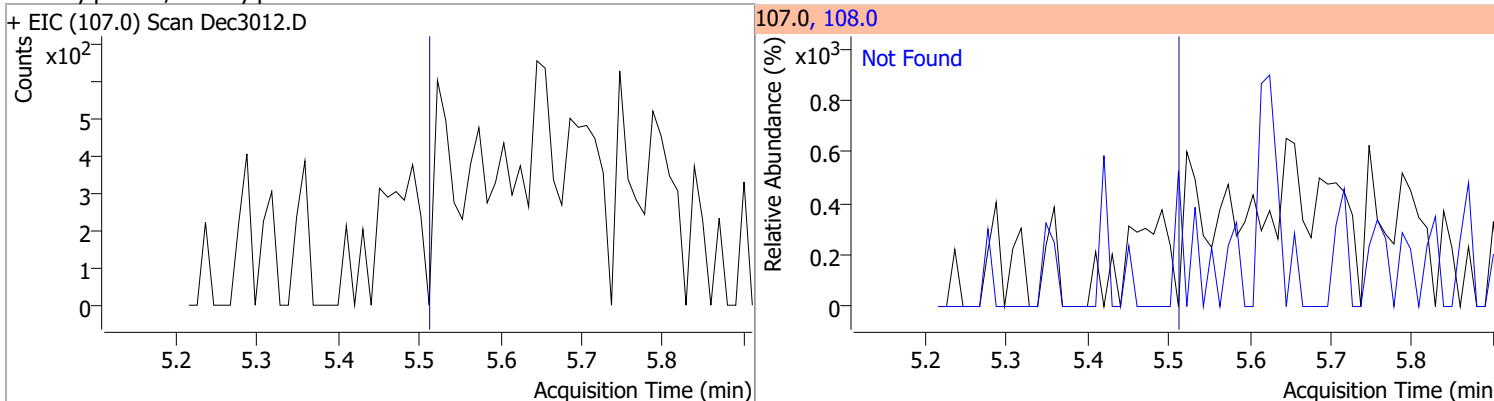
| Compound | Conc. | Exp RT | QIon | Exp Ratio |
|----------------|-------|--------|-------|-----------|
| 2-Methylphenol | N.D. | 5.34 | 108.0 | 117.6 |



| Compound | Conc. | RT | Dev(Min) | Resp. | QIon | QRatio | Lower | Upper |
|----------------------------|-------|----|----------|-------|-------|--------|-------|-------|
| N-nitroso-Di-n-propylamine | | 0 | | 0 | 130.0 | | 0.0 | 35.2 |

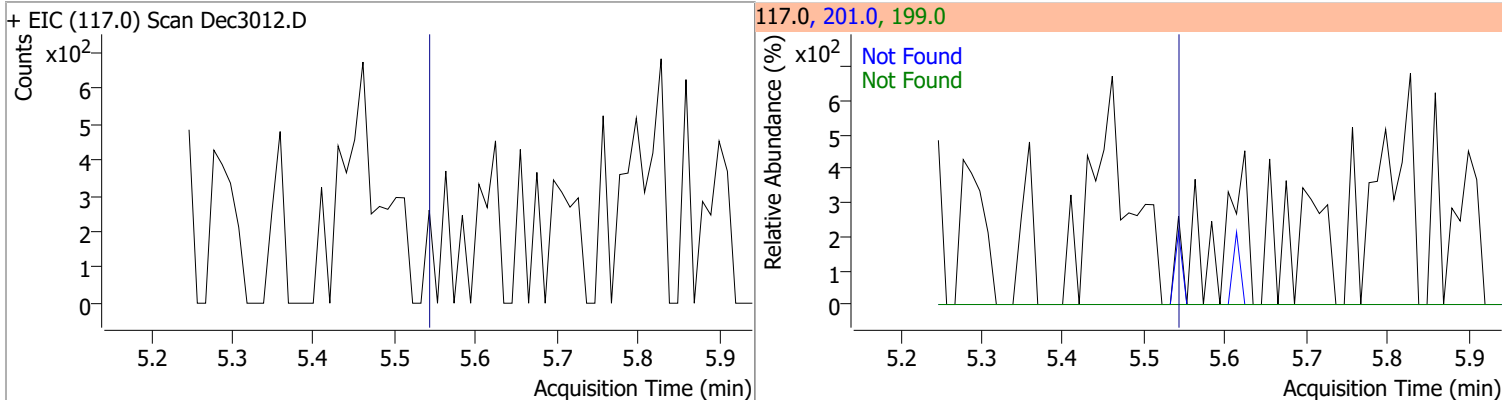


| Compound | Conc. | Exp RT | QIon | Exp Ratio |
|-----------------------------|-------|--------|-------|-----------|
| 4Methylphenol/3Methylphenol | N.D. | 5.52 | 108.0 | 81.4 |

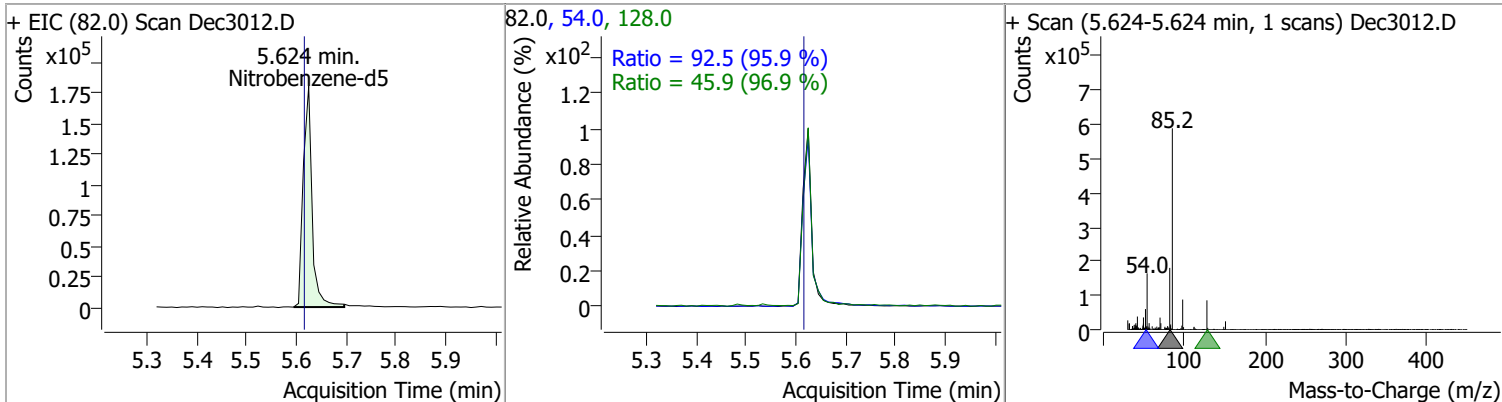


Quantitation Results Report (QT Reviewed)

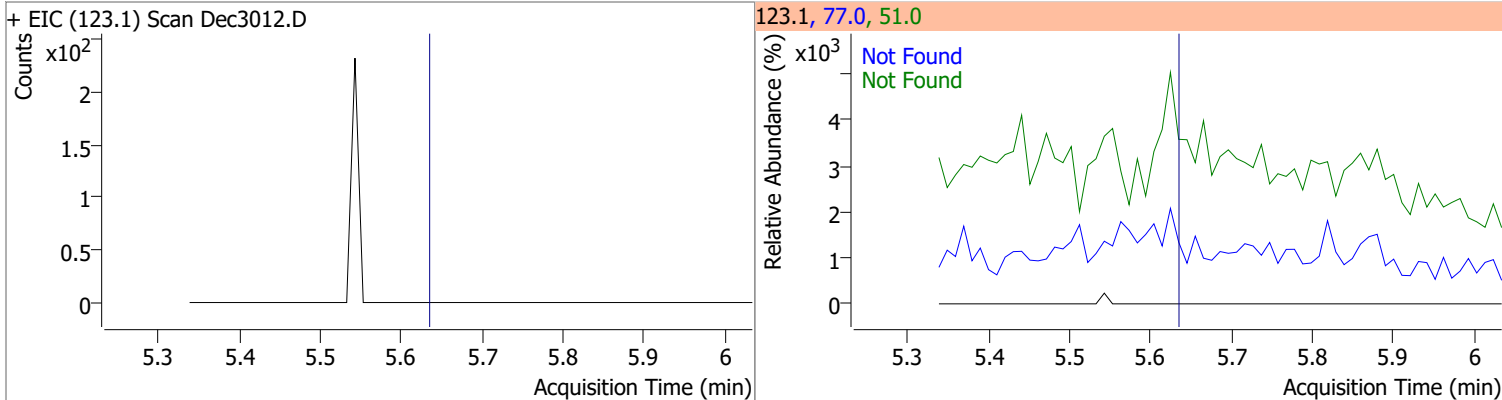
| Compound | Conc. | Exp RT | QIon | Exp Ratio | QIon | Exp Ratio |
|------------------|-------|--------|-------|-----------|-------|-----------|
| Hexachloroethane | N.D. | 5.55 | 201.0 | 77.2 | 199.0 | 50.6 |



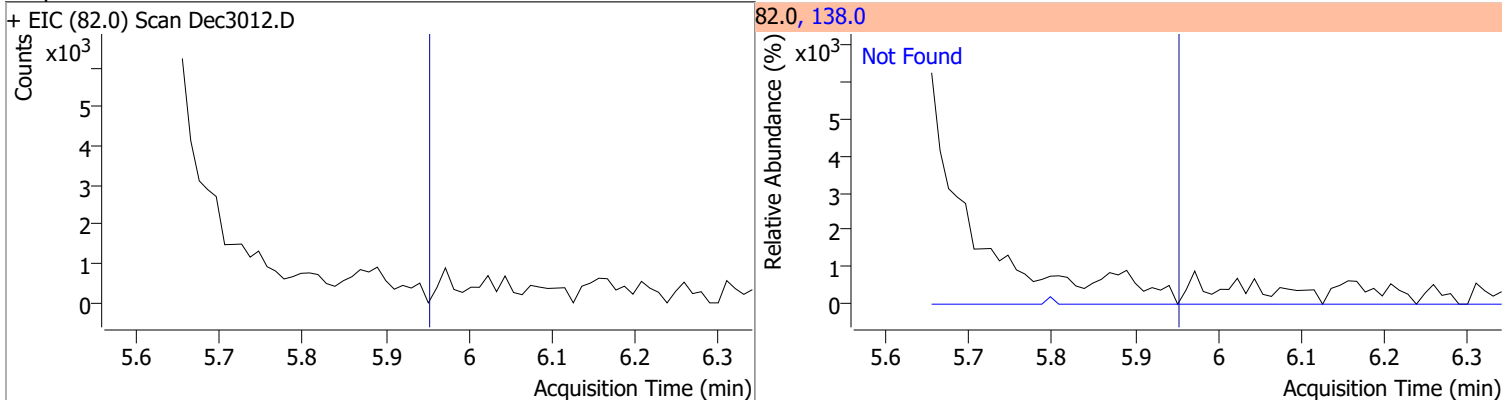
| Compound | Conc. | RT | Dev(Min) | Resp. | QIon | QRatio | Lower | Upper |
|-----------------|---------|------|----------|--------|-------|--------|-------|-------|
| Nitrobenzene-d5 | 42.6060 | 5.62 | 0.00 | 222929 | 54.0 | 92.5 | 67.5 | 125.4 |
| | | | | | 128.0 | 45.9 | 33.2 | 61.6 |



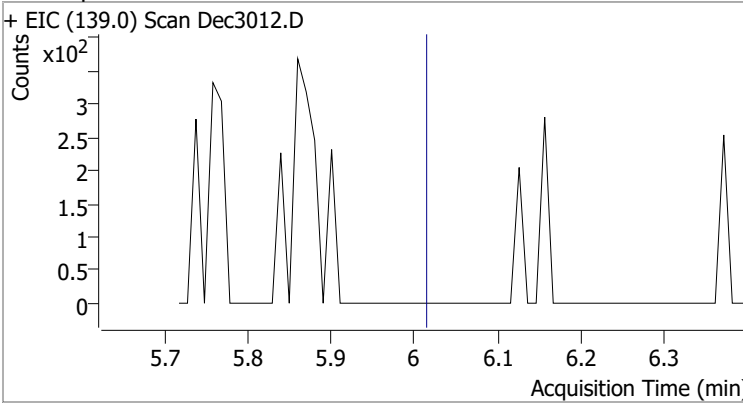
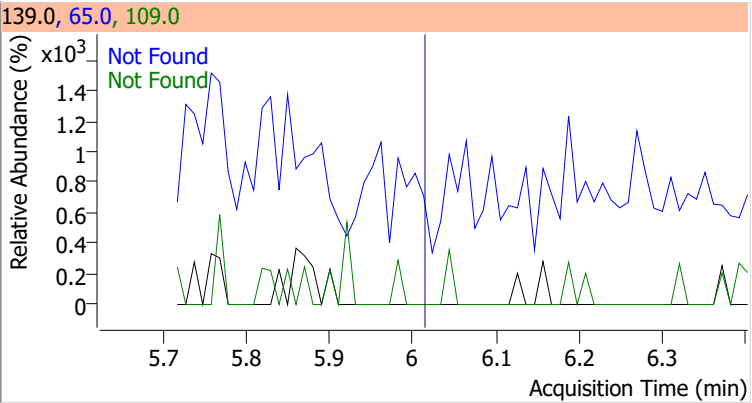
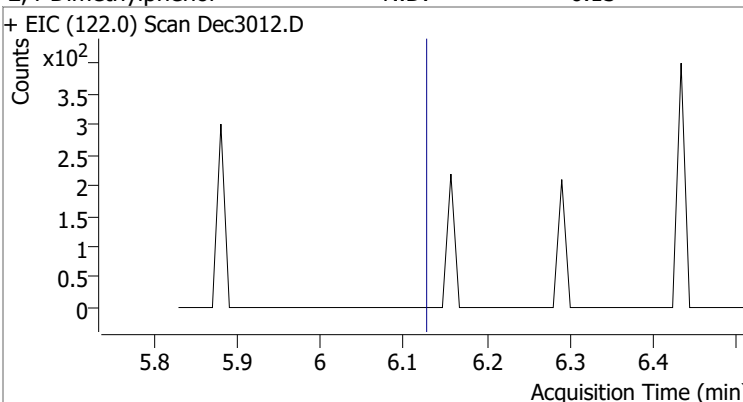
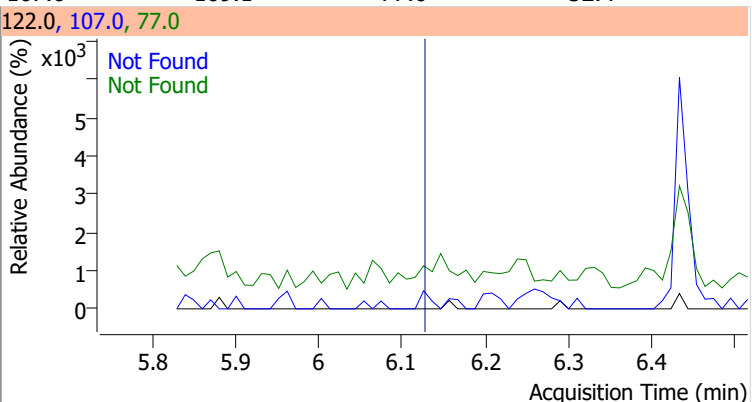
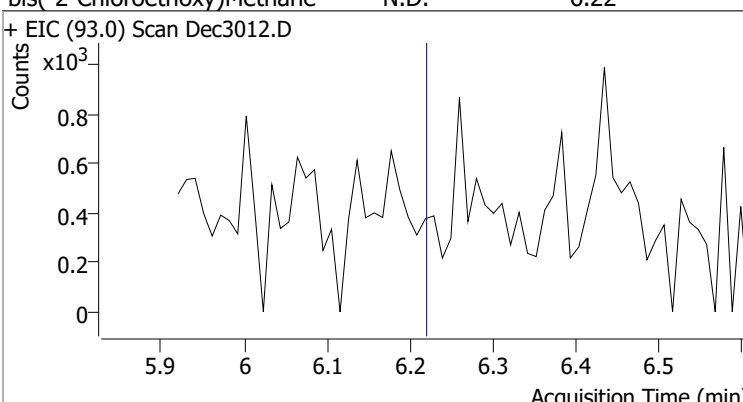
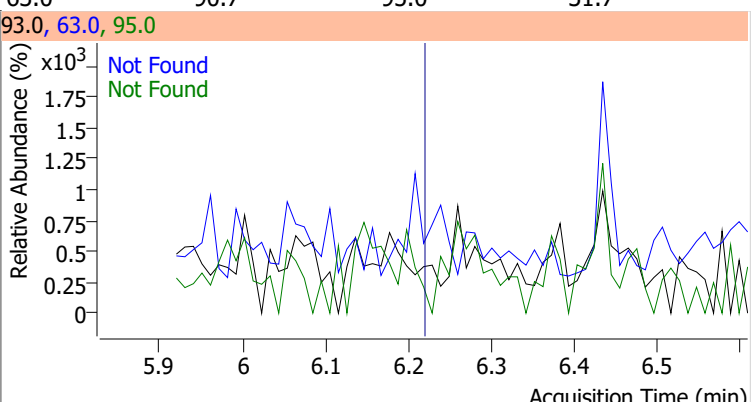
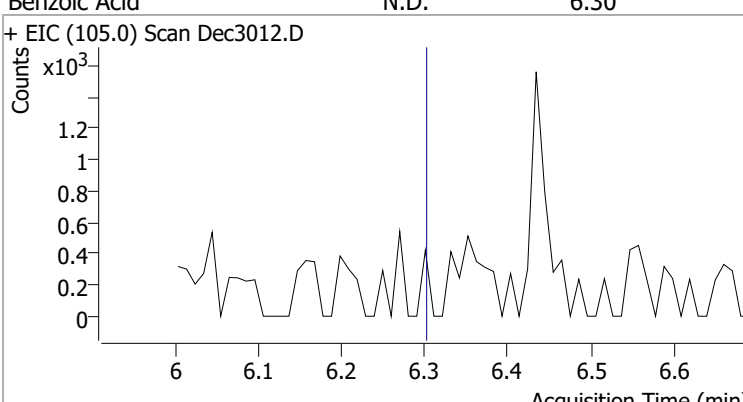
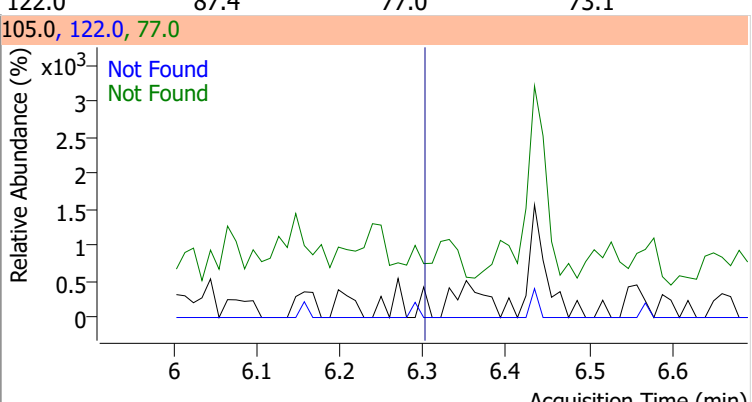
| Compound | Conc. | Exp RT | QIon | Exp Ratio | QIon | Exp Ratio |
|--------------|-------|--------|------|-----------|------|-----------|
| Nitrobenzene | N.D. | 5.64 | 77.0 | 211.4 | 51.0 | 210.3 |



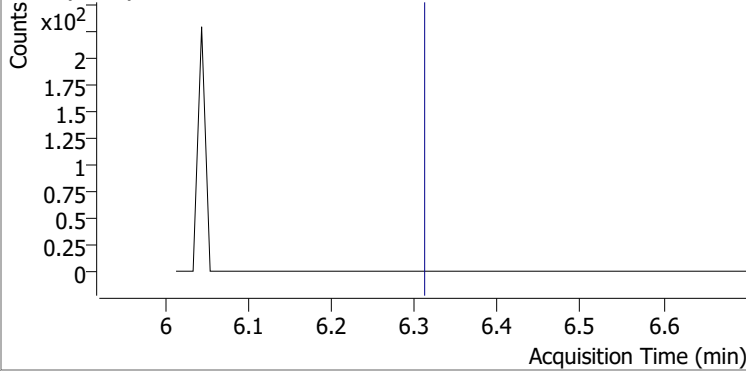
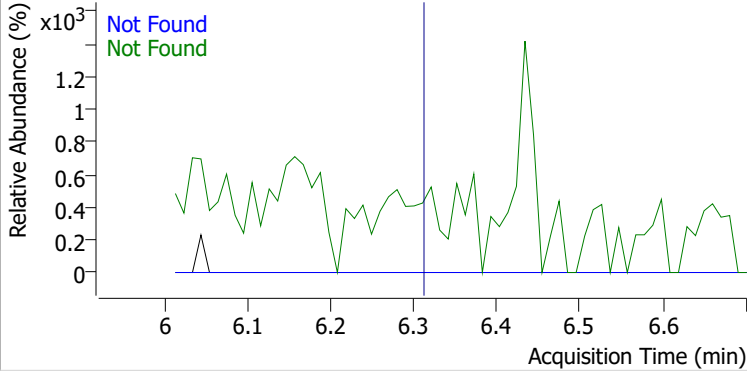
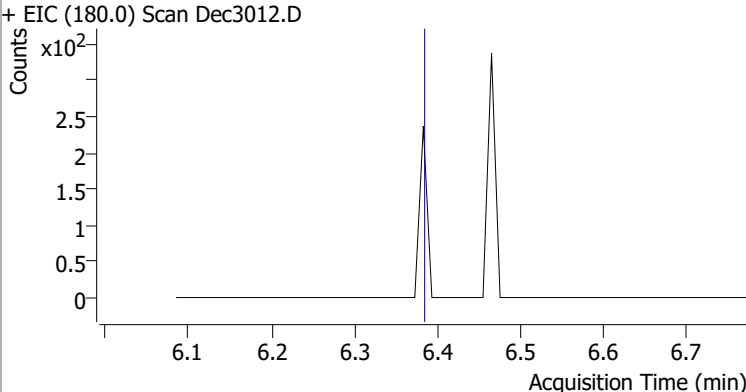
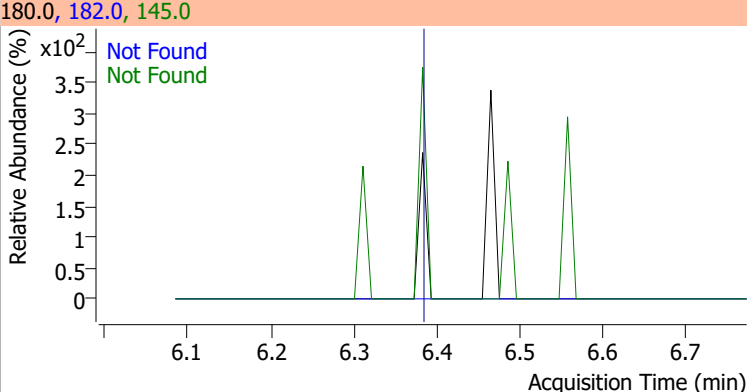
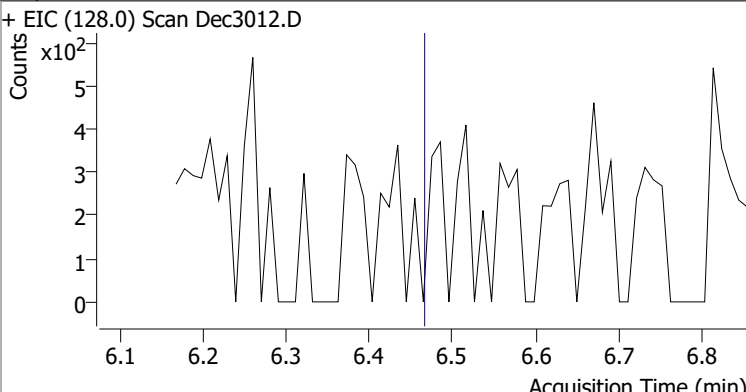
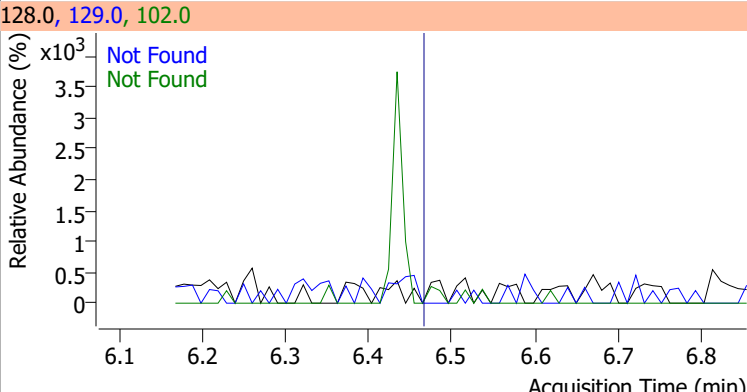
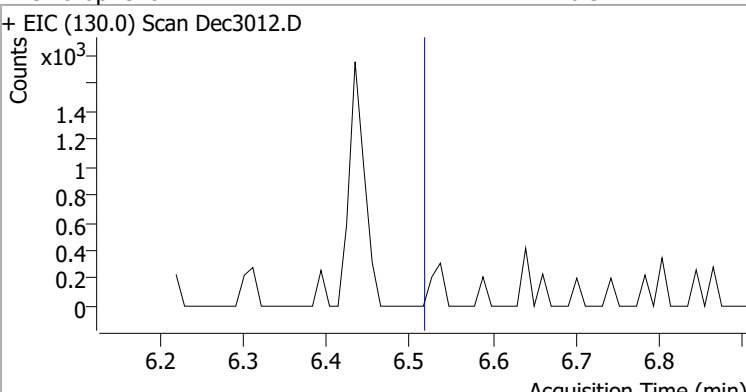
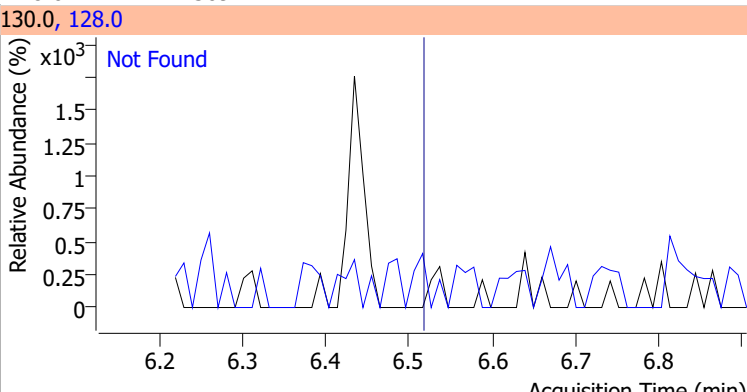
| Compound | Conc. | Exp RT | QIon | Exp Ratio |
|------------|-------|--------|-------|-----------|
| Isophorone | N.D. | 5.95 | 138.0 | 19.1 |



Quantitation Results Report (QT Reviewed)

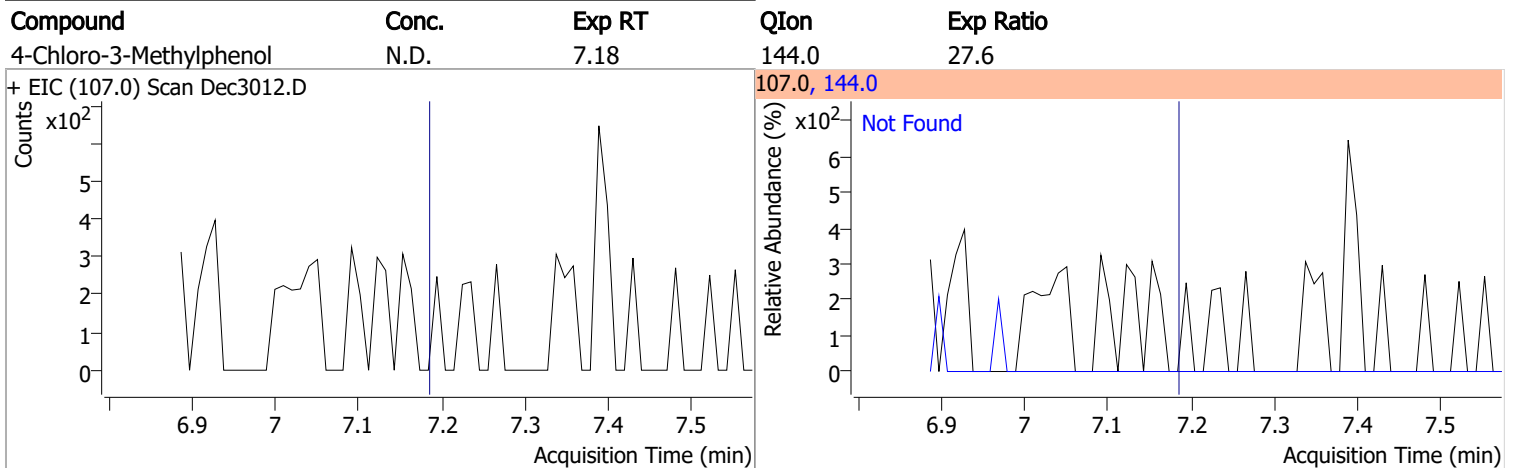
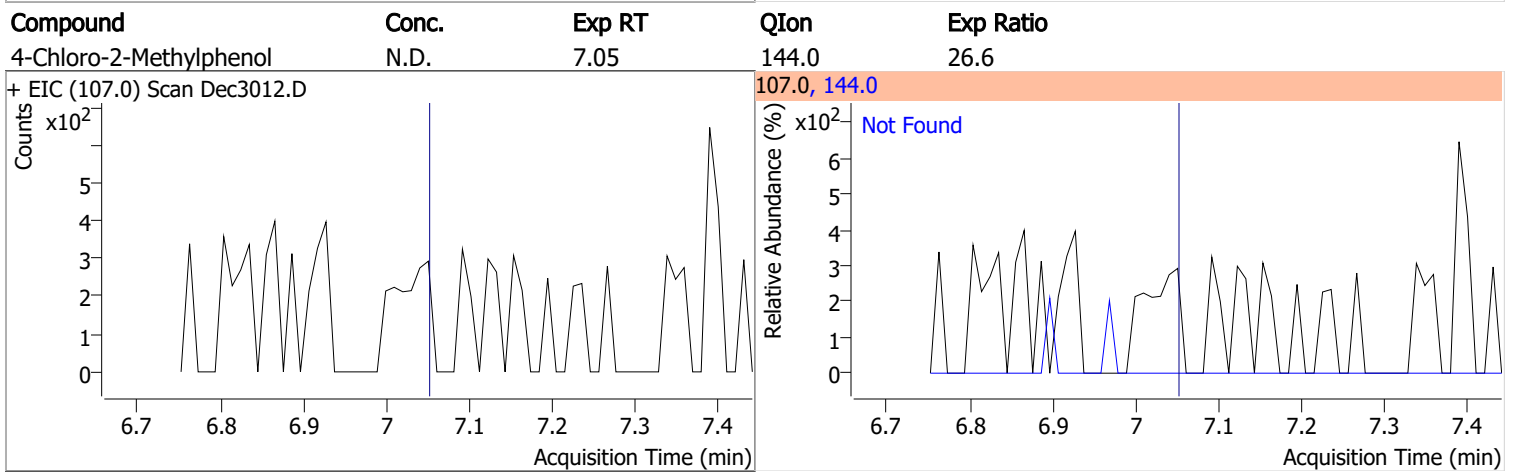
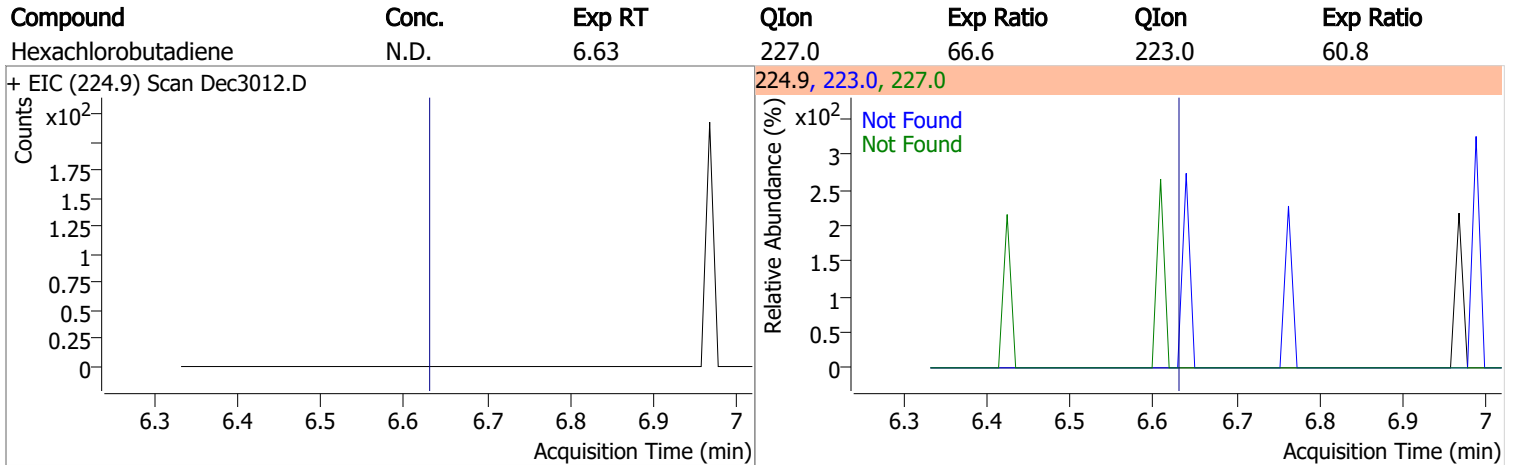
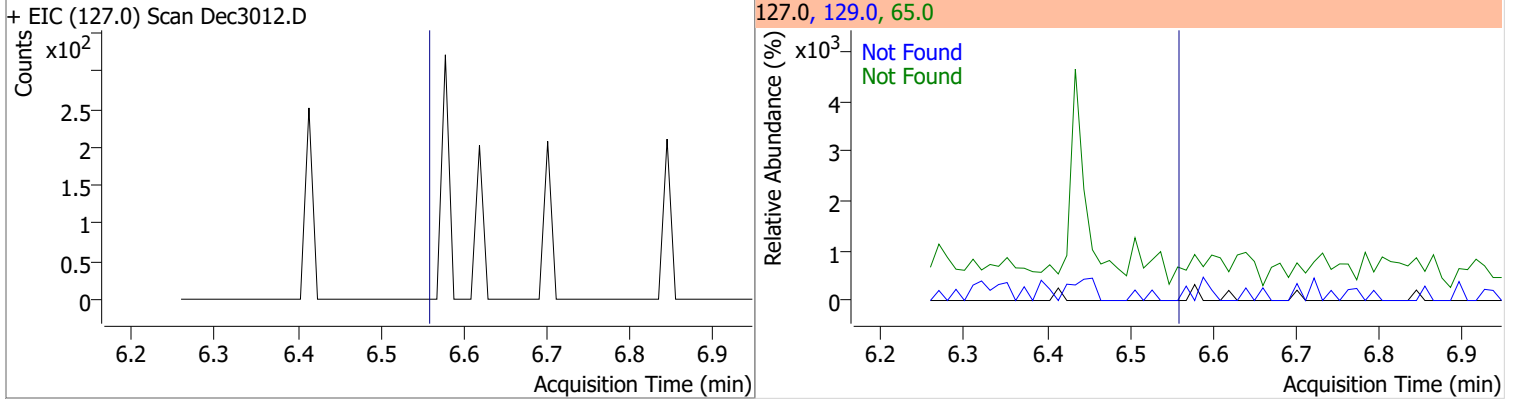
| Compound | Conc. | Exp RT | QIon | Exp Ratio | QIon | Exp Ratio |
|--|-------|--------|--|-----------|-------|-----------|
| 2-Nitrophenol | N.D. | 6.01 | 65.0 | 57.4 | 109.0 | 32.8 |
| + EIC (139.0) Scan Dec3012.D | | | 139.0, 65.0, 109.0 | | | |
|  | | |  | | | |
| 2,4-Dimethylphenol | N.D. | 6.13 | 107.0 | 109.1 | 77.0 | 32.4 |
| + EIC (122.0) Scan Dec3012.D | | | 122.0, 107.0, 77.0 | | | |
|  | | |  | | | |
| bis(-2-Chloroethoxy)Methane | N.D. | 6.22 | 63.0 | 90.7 | 95.0 | 31.7 |
| + EIC (93.0) Scan Dec3012.D | | | 93.0, 63.0, 95.0 | | | |
|  | | |  | | | |
| Benzoic Acid | N.D. | 6.30 | 122.0 | 87.4 | 77.0 | 73.1 |
| + EIC (105.0) Scan Dec3012.D | | | 105.0, 122.0, 77.0 | | | |
|  | | |  | | | |

Quantitation Results Report (QT Reviewed)

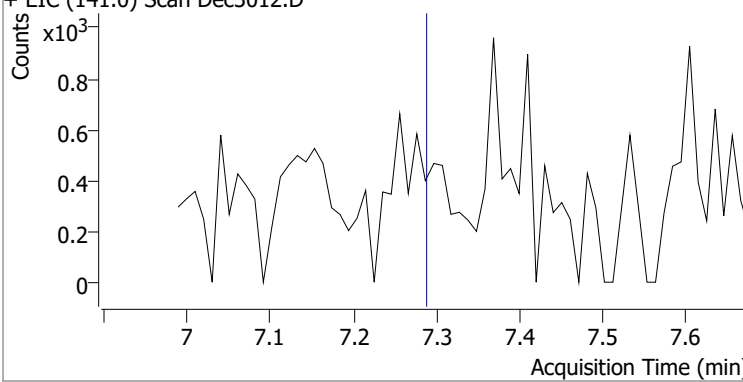
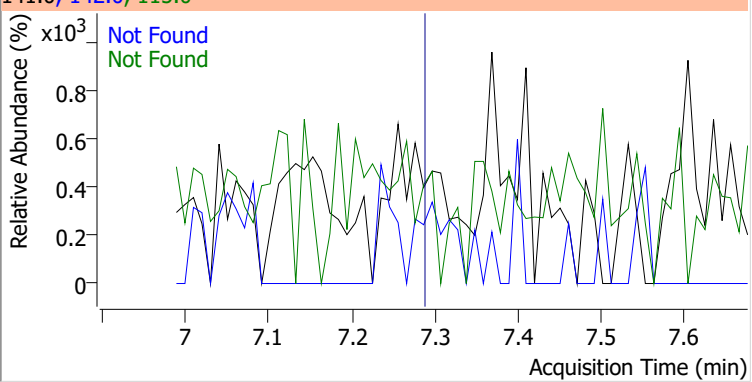
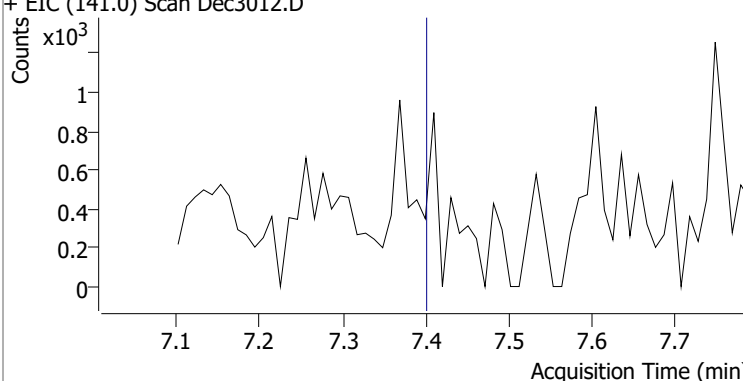
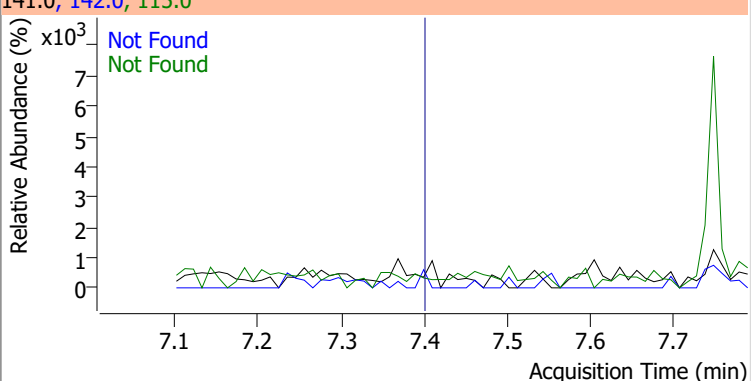
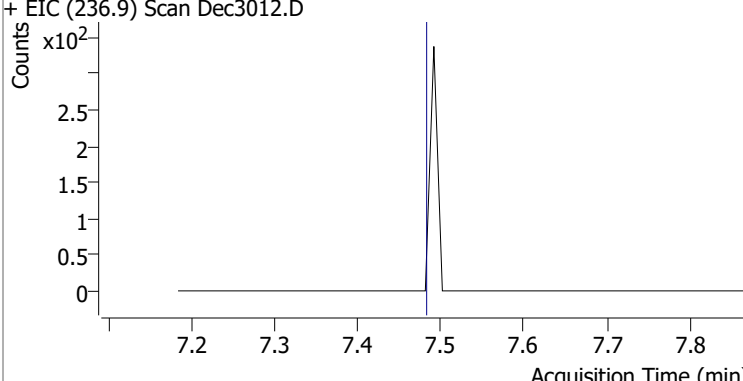
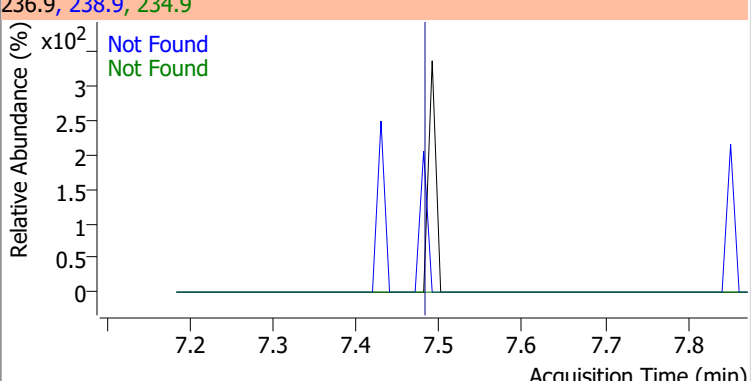
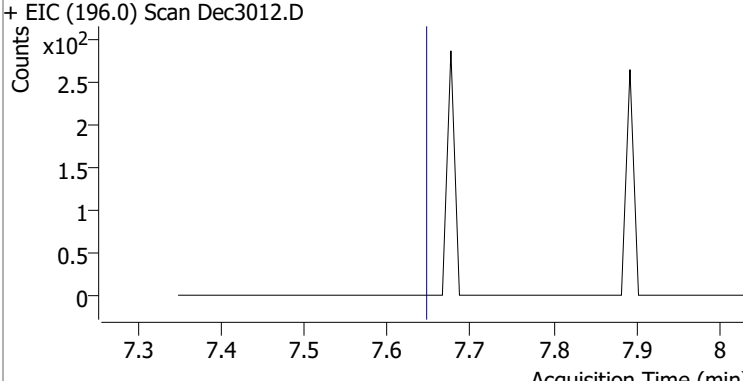
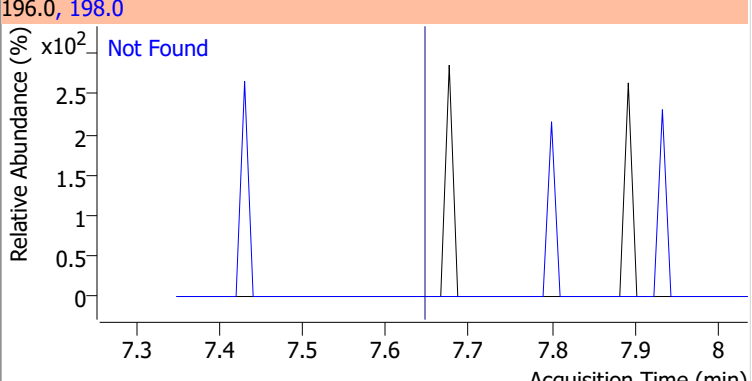
| Compound | Conc. | Exp RT | QIon | Exp Ratio | QIon | Exp Ratio |
|--|-------|--------|--|-----------|-------|-----------|
| 2,4-Dichlorophenol | N.D. | 6.31 | 164.0 | 62.0 | 98.0 | 32.4 |
| + EIC (162.0) Scan Dec3012.D | | | 162.0, 164.0, 98.0 | | | |
|  | | |  | | | |
| 1,2,4-Trichlorobenzene | N.D. | 6.38 | 182.0 | 94.1 | 145.0 | 30.4 |
| + EIC (180.0) Scan Dec3012.D | | | 180.0, 182.0, 145.0 | | | |
|  | | |  | | | |
| Naphthalene | N.D. | 6.46 | 129.0 | 10.9 | 102.0 | 9.3 |
| + EIC (128.0) Scan Dec3012.D | | | 128.0, 129.0, 102.0 | | | |
|  | | |  | | | |
| 4-Chlorophenol | N.D. | 6.52 | 128.0 | 309.7 | | |
| + EIC (130.0) Scan Dec3012.D | | | 130.0, 128.0 | | | |
|  | | |  | | | |

Quantitation Results Report (QT Reviewed)

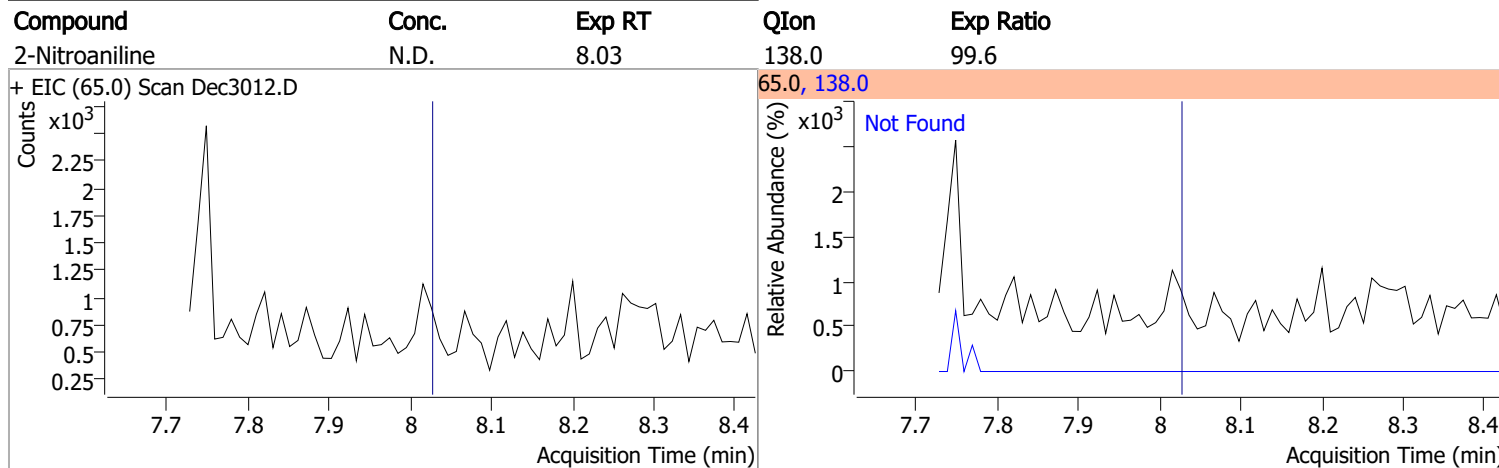
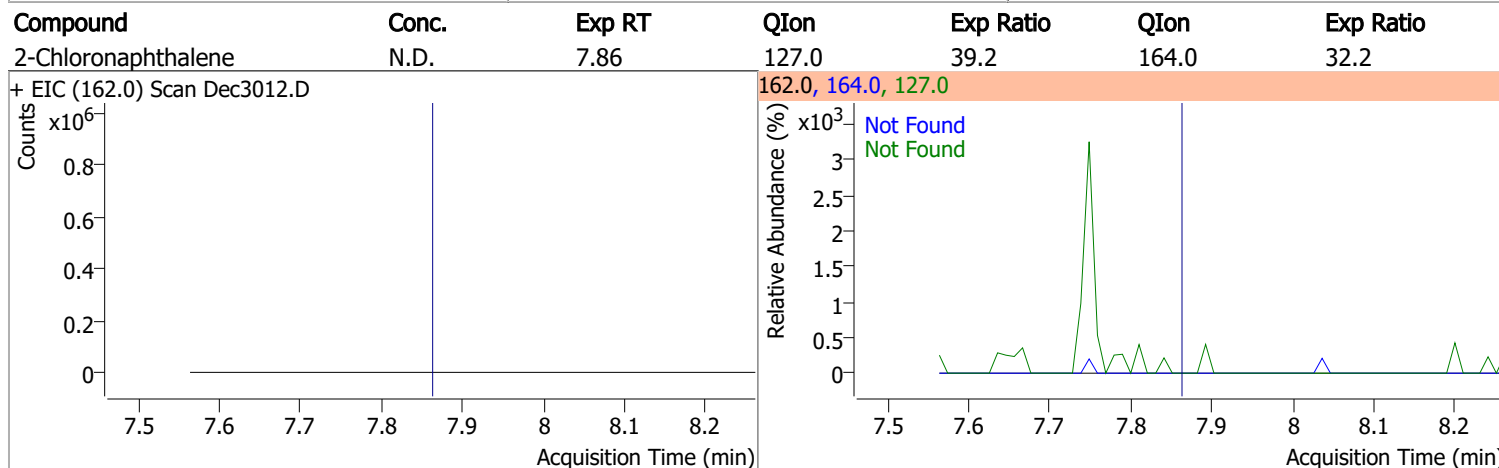
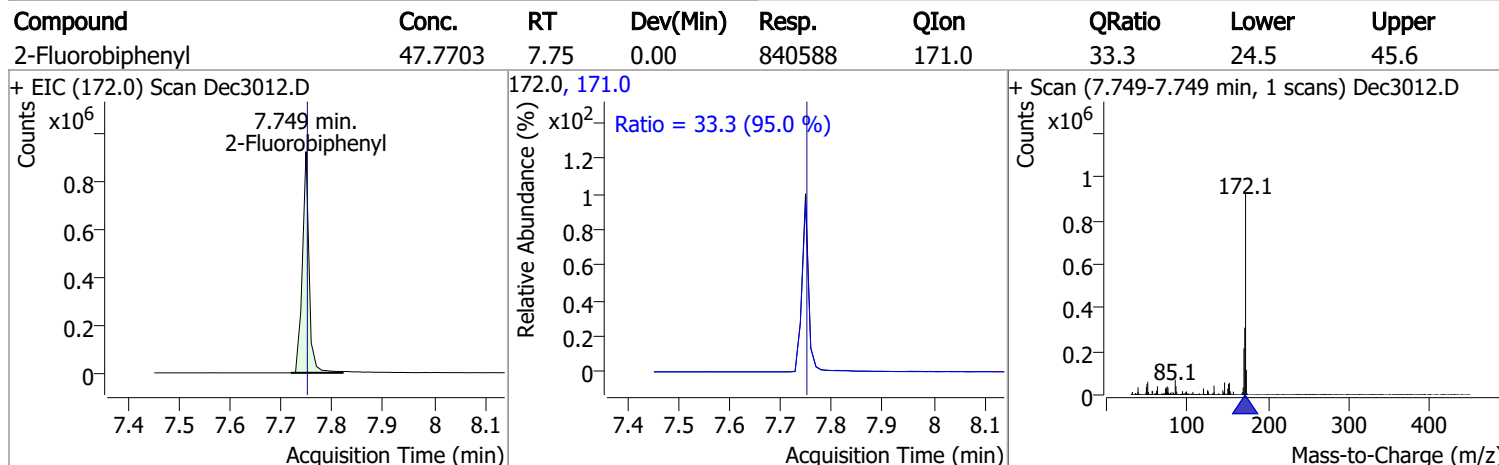
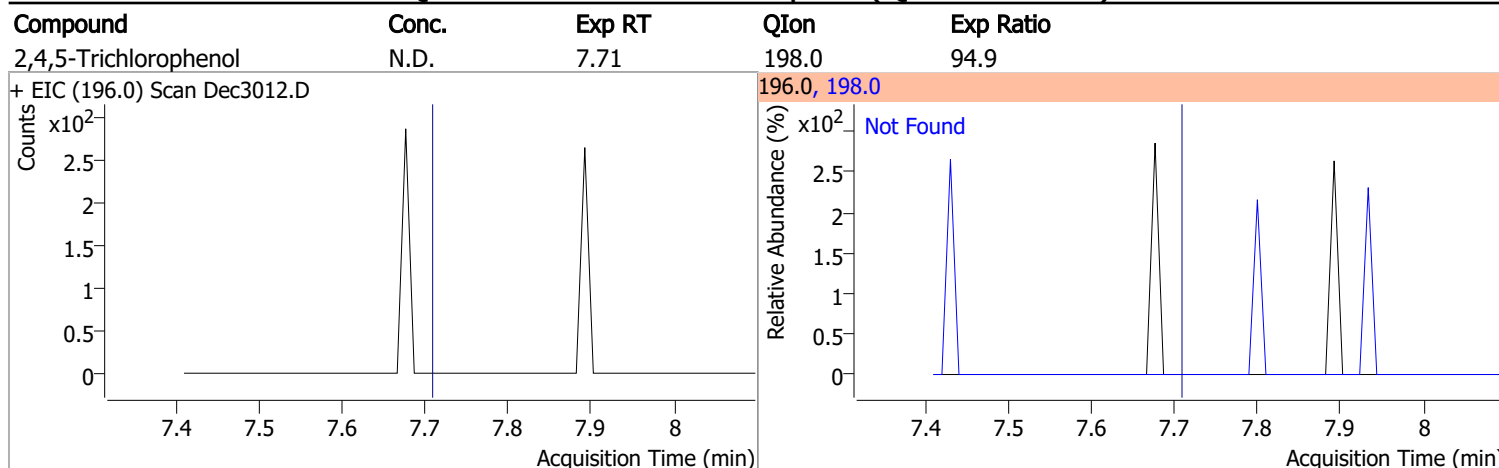
| Compound | Conc. | Exp RT | QIon | Exp Ratio | QIon | Exp Ratio |
|-----------------|-------|--------|------|-----------|-------|-----------|
| p-Chloroaniline | N.D. | 6.56 | 65.0 | 37.5 | 129.0 | 29.2 |



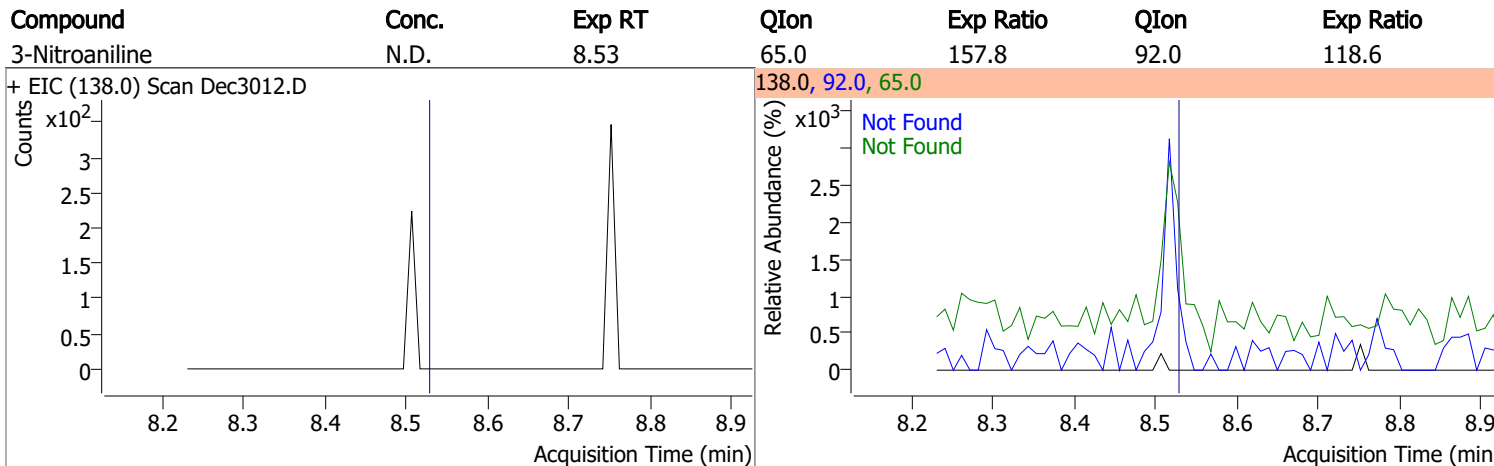
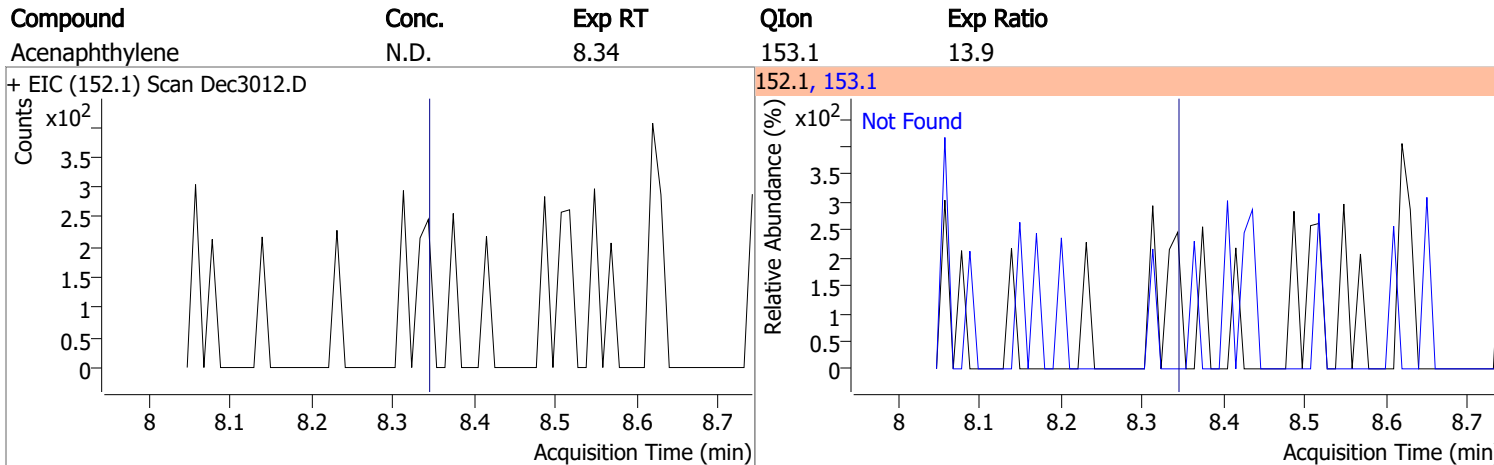
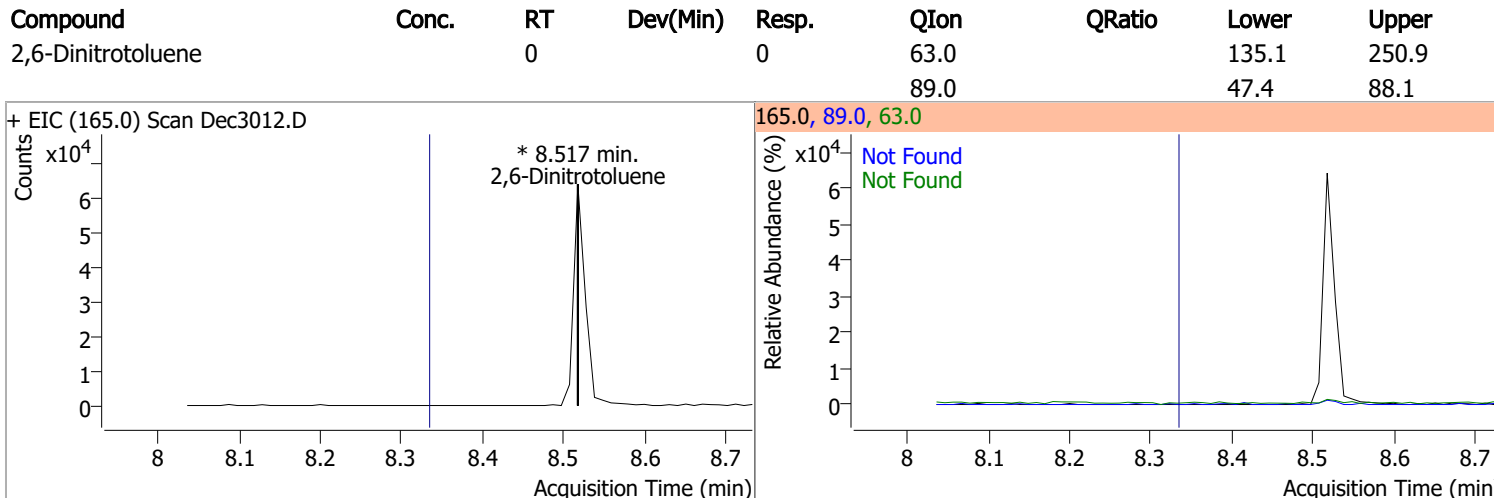
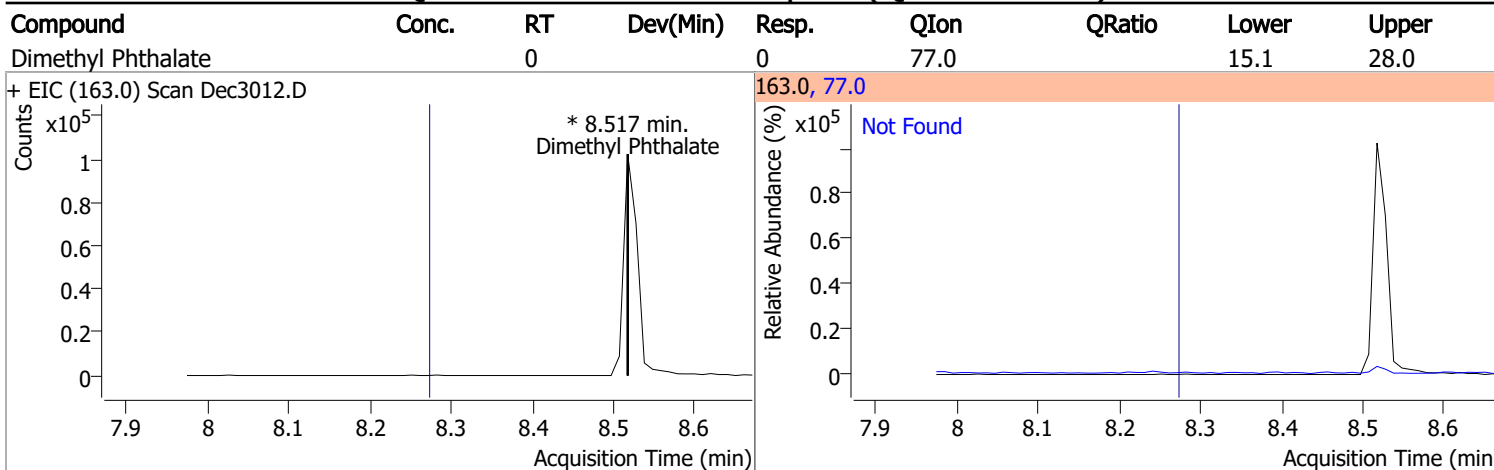
Quantitation Results Report (QT Reviewed)

| Compound | Conc. | Exp RT | QIon | Exp Ratio | QIon | Exp Ratio |
|--|-------|--------|--|-----------|-------|-----------|
| 2-Methylnaphthalene | N.D. | 7.29 | 142.0 | 114.8 | 115.0 | 42.0 |
| + EIC (141.0) Scan Dec3012.D | | | 141.0, 142.0, 115.0 | | | |
|  | | |  | | | |
| 1-Methylnaphthalene | N.D. | 7.40 | 142.0 | 111.0 | 115.0 | 42.5 |
| + EIC (141.0) Scan Dec3012.D | | | 141.0, 142.0, 115.0 | | | |
|  | | |  | | | |
| Hexachlorocyclopentadiene | N.D. | 7.48 | 234.9 | 64.7 | 238.9 | 64.1 |
| + EIC (236.9) Scan Dec3012.D | | | 236.9, 238.9, 234.9 | | | |
|  | | |  | | | |
| 2,4,6-Trichlorophenol | N.D. | 7.65 | 198.0 | 94.4 | | |
| + EIC (196.0) Scan Dec3012.D | | | 196.0, 198.0 | | | |
|  | | |  | | | |

Quantitation Results Report (QT Reviewed)

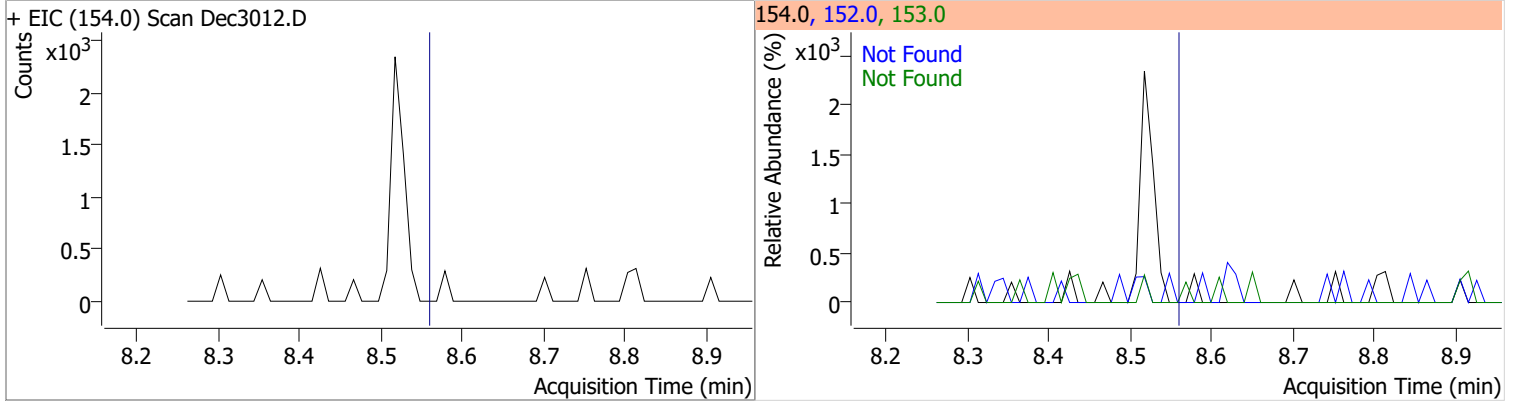


Quantitation Results Report (QT Reviewed)

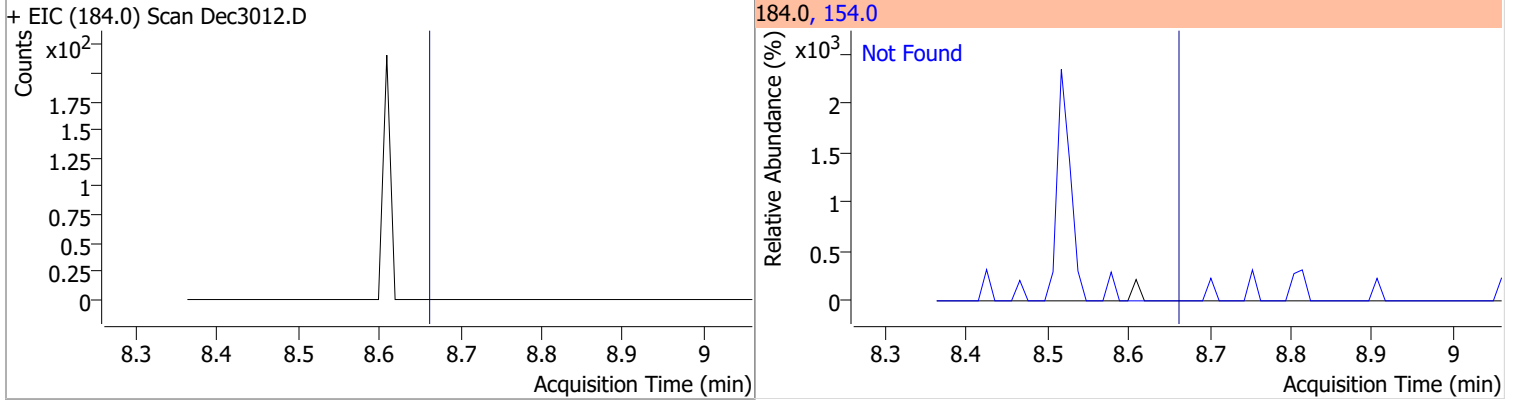


Quantitation Results Report (QT Reviewed)

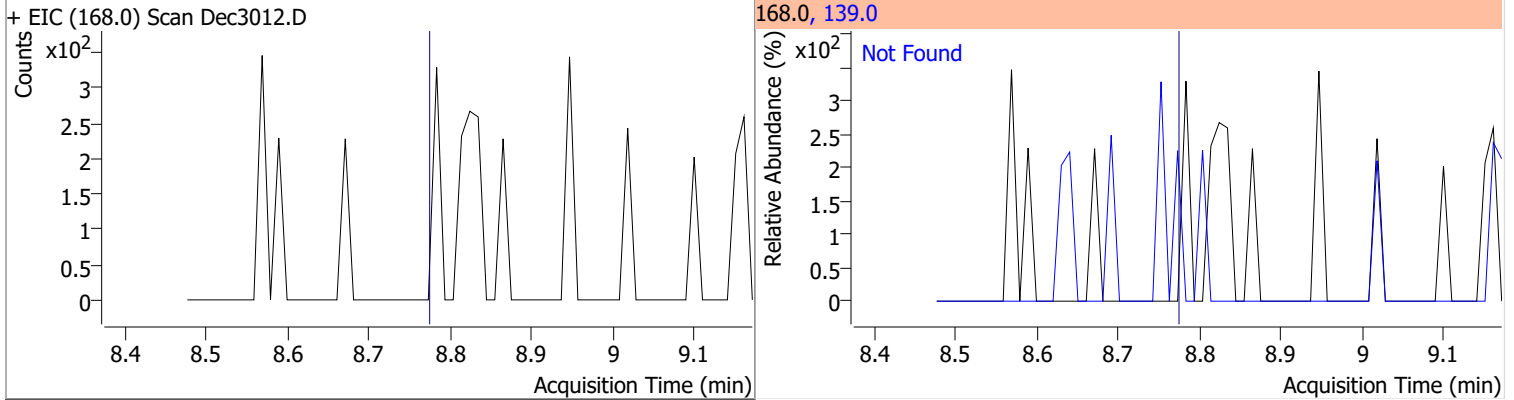
| Compound | Conc. | Exp RT | QIon | Exp Ratio | QIon | Exp Ratio |
|--------------|-------|--------|-------|-----------|-------|-----------|
| Acenaphthene | N.D. | 8.56 | 153.0 | 109.6 | 152.0 | 52.7 |



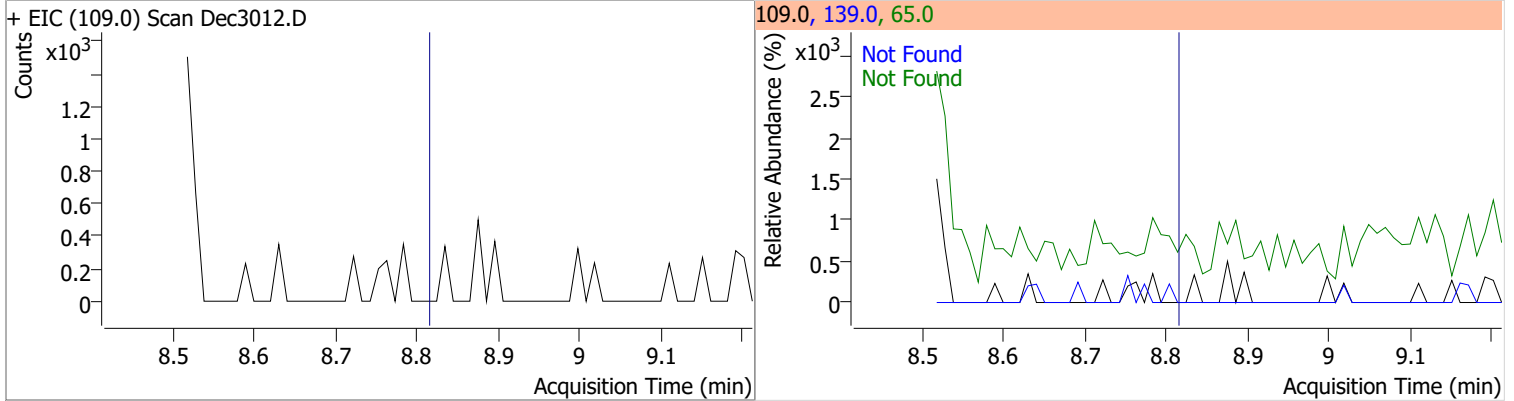
| Compound | Conc. | Exp RT | QIon | Exp Ratio |
|-------------------|-------|--------|-------|-----------|
| 2,4-Dinitrophenol | N.D. | 8.66 | 154.0 | 55.5 |



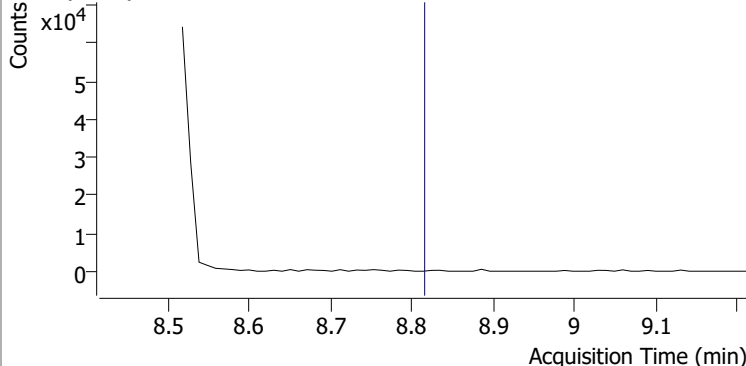
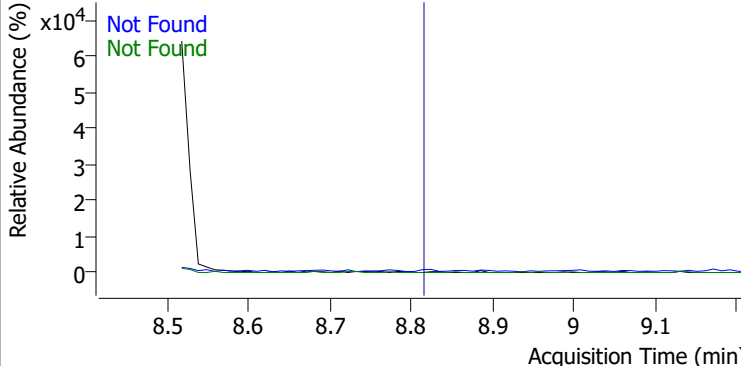
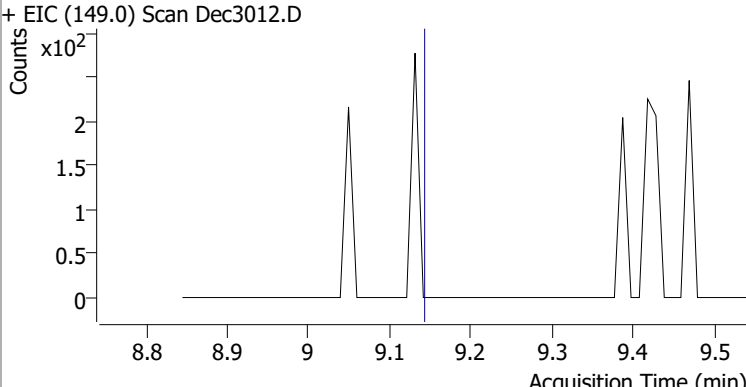
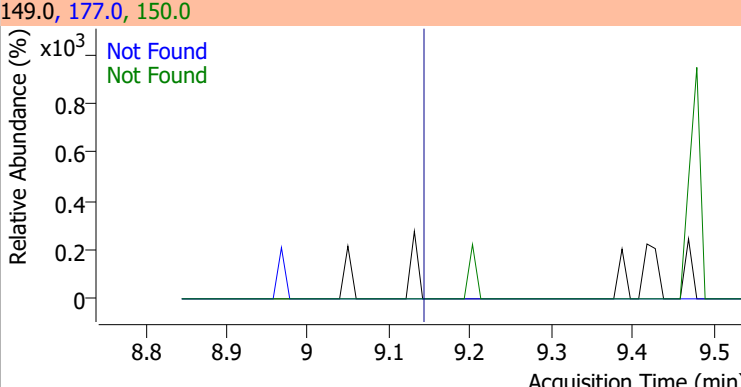
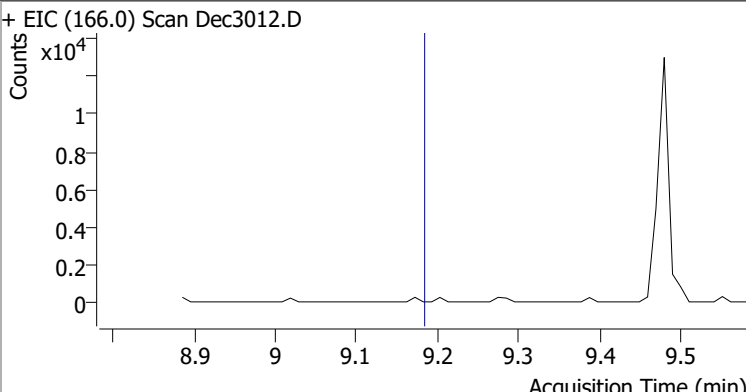
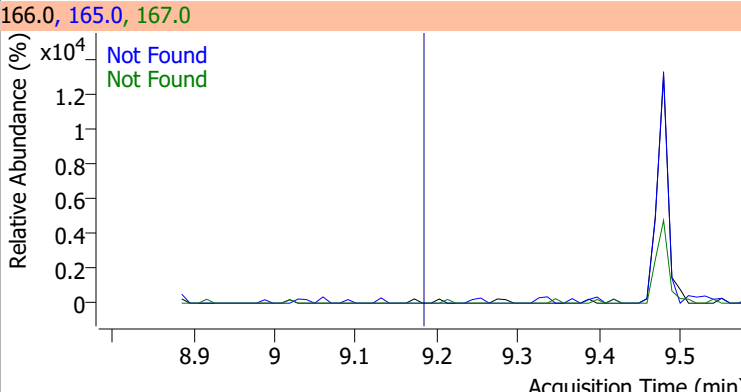
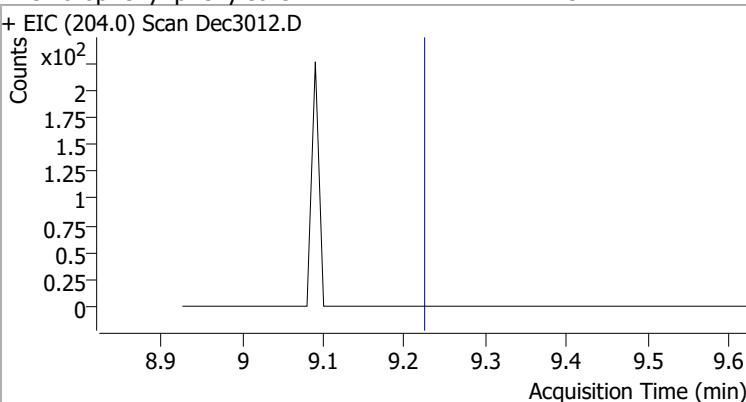
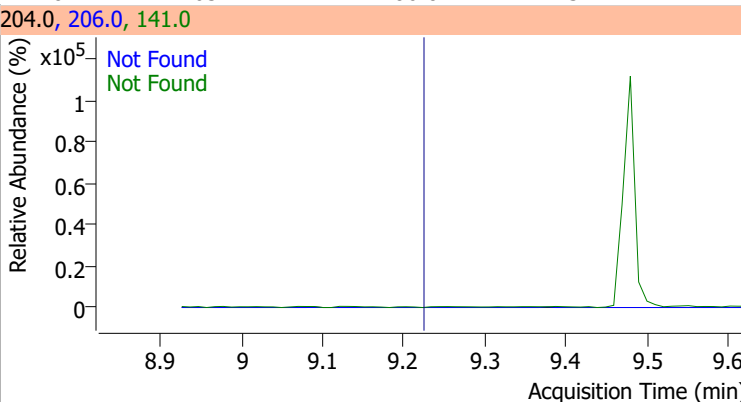
| Compound | Conc. | Exp RT | QIon | Exp Ratio |
|--------------|-------|--------|-------|-----------|
| Dibenzofuran | N.D. | 8.77 | 139.0 | 38.2 |



| Compound | Conc. | Exp RT | QIon | Exp Ratio | QIon | Exp Ratio |
|---------------|-------|--------|------|-----------|-------|-----------|
| 4-Nitrophenol | N.D. | 8.81 | 65.0 | 85.8 | 139.0 | 70.9 |

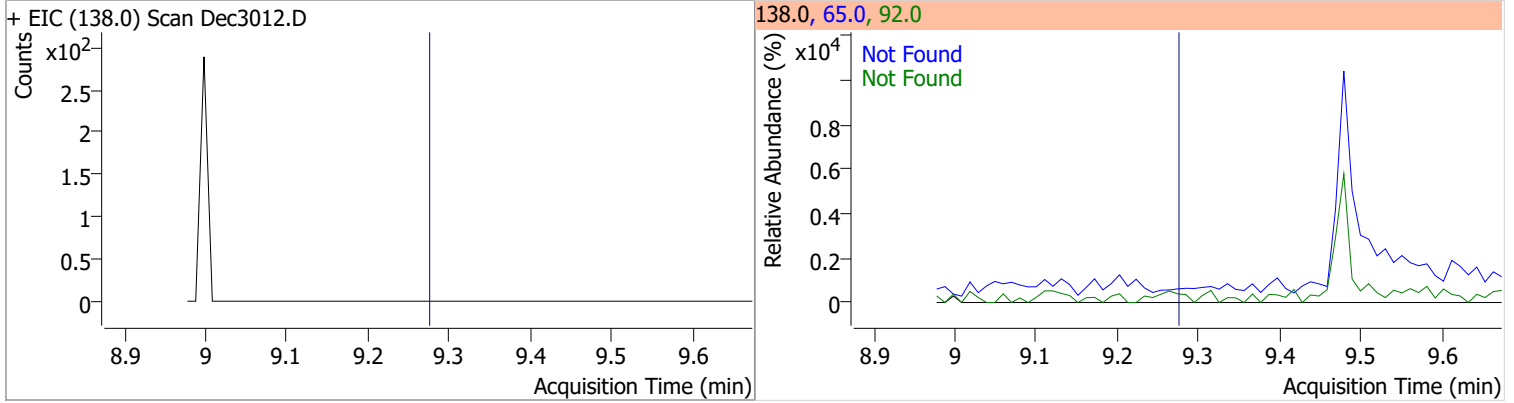


Quantitation Results Report (QT Reviewed)

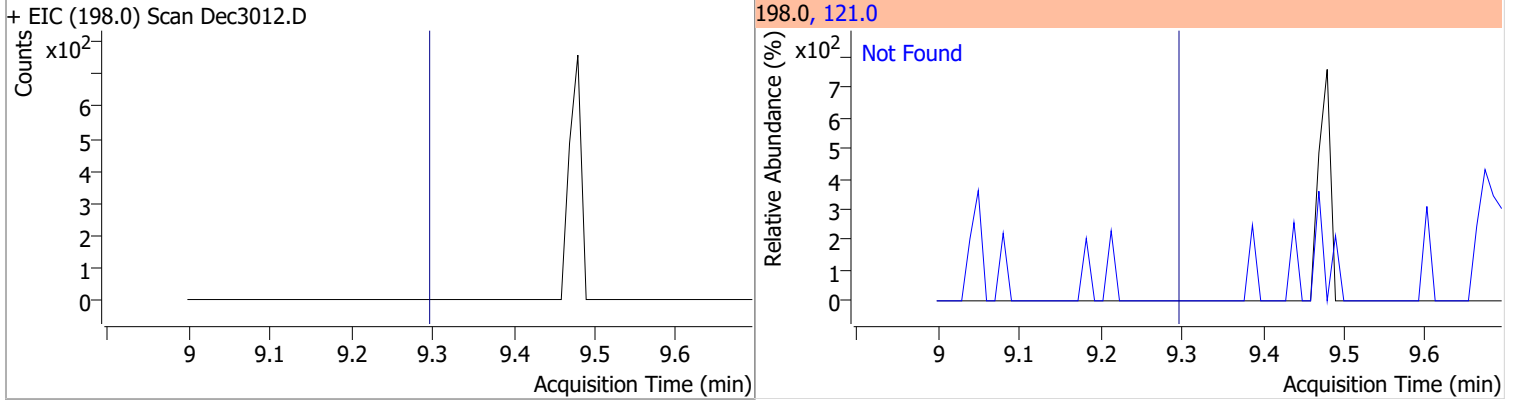
| Compound | Conc. | Exp RT | QIon | Exp Ratio | QIon | Exp Ratio |
|--|-------|--------|--|-----------|-------|-----------|
| 2,4-Dinitrotoluene | N.D. | 8.81 | 63.0 | 89.4 | 89.0 | 79.1 |
| + EIC (165.0) Scan Dec3012.D | | | 165.0, 63.0, 89.0 | | | |
|  | | |  | | | |
| Diethylphthalate | N.D. | 9.14 | 177.0 | 19.4 | 150.0 | 12.3 |
| + EIC (149.0) Scan Dec3012.D | | | 149.0, 177.0, 150.0 | | | |
|  | | |  | | | |
| Fluorene | N.D. | 9.18 | 165.0 | 88.8 | 167.0 | 12.9 |
| + EIC (166.0) Scan Dec3012.D | | | 166.0, 165.0, 167.0 | | | |
|  | | |  | | | |
| 4-Chlorophenyl-phenylether | N.D. | 9.22 | 141.0 | 65.7 | 206.0 | 32.4 |
| + EIC (204.0) Scan Dec3012.D | | | 204.0, 206.0, 141.0 | | | |
|  | | |  | | | |

Quantitation Results Report (QT Reviewed)

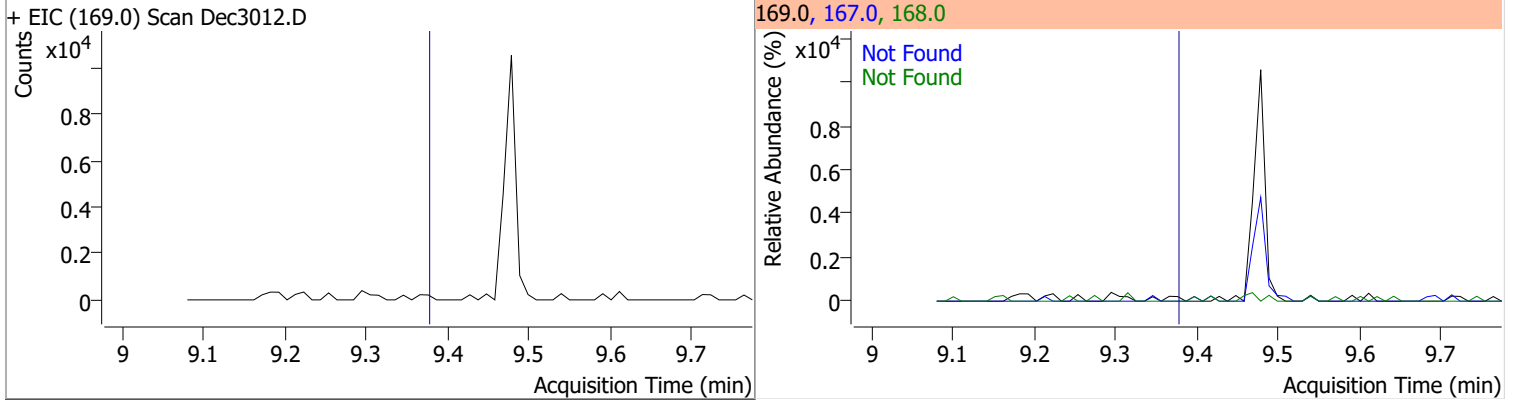
| Compound | Conc. | Exp RT | QIon | Exp Ratio | QIon | Exp Ratio |
|----------------|-------|--------|------|-----------|------|-----------|
| 4-Nitroaniline | N.D. | 9.27 | 65.0 | 131.3 | 92.0 | 49.5 |



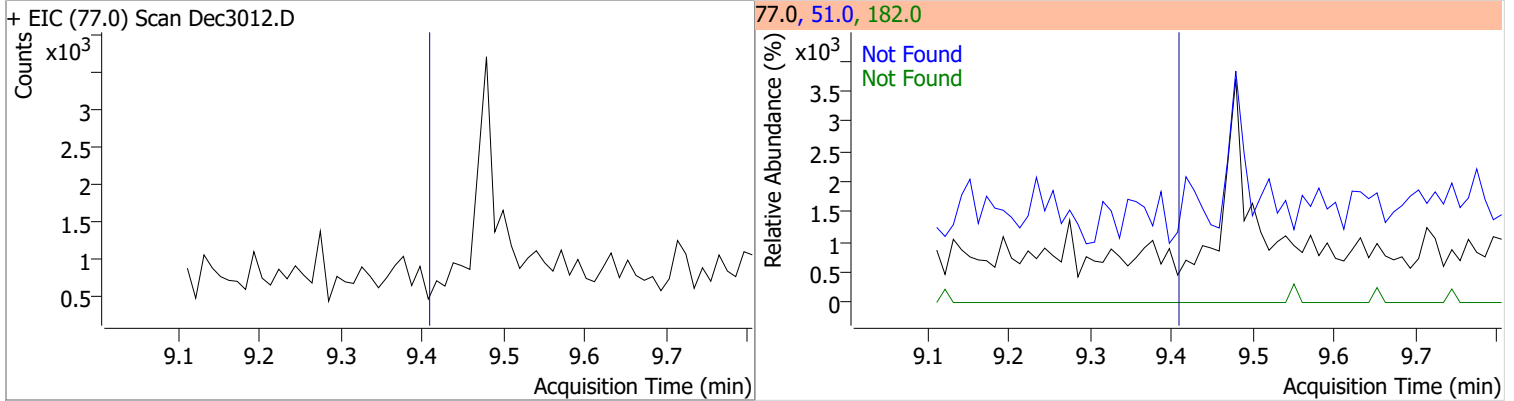
| Compound | Conc. | Exp RT | QIon | Exp Ratio |
|----------------------------|-------|--------|-------|-----------|
| 4,6-Dinitro-2-methylphenol | N.D. | 9.29 | 121.0 | 52.9 |



| Compound | Conc. | Exp RT | QIon | Exp Ratio | QIon | Exp Ratio |
|------------------------|-------|--------|-------|-----------|-------|-----------|
| N-nitrosodiphenylamine | N.D. | 9.38 | 168.0 | 66.6 | 167.0 | 35.0 |

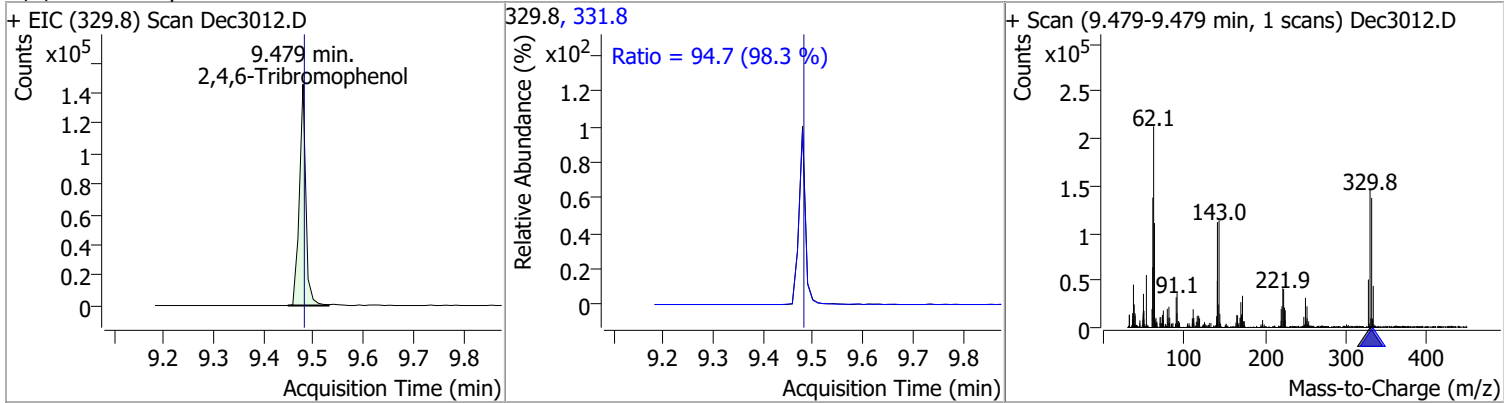


| Compound | Conc. | Exp RT | QIon | Exp Ratio | QIon | Exp Ratio |
|------------|-------|--------|------|-----------|-------|-----------|
| Azobenzene | N.D. | 9.41 | 51.0 | 49.7 | 182.0 | 23.1 |

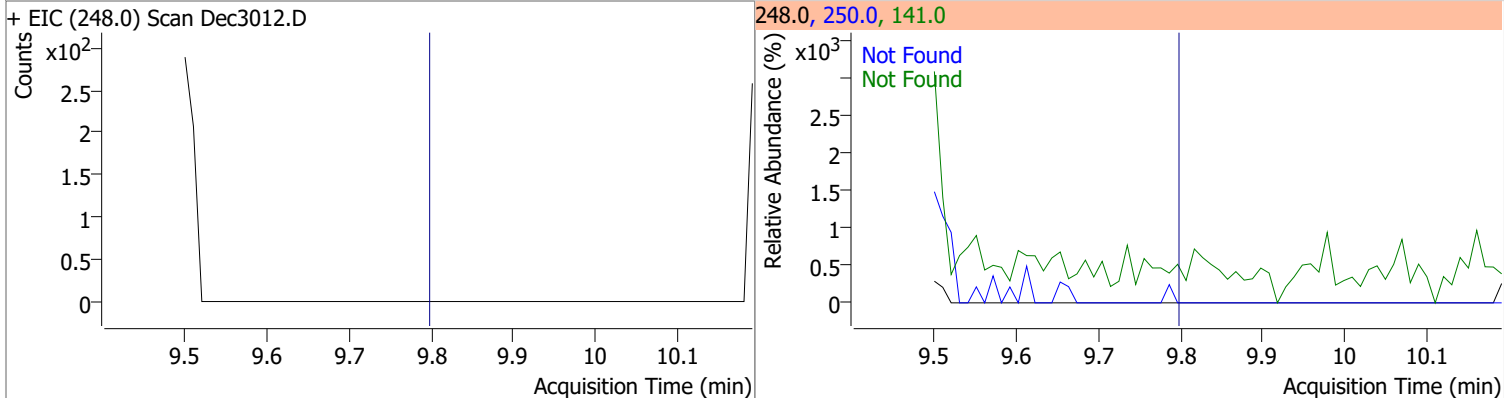


Quantitation Results Report (QT Reviewed)

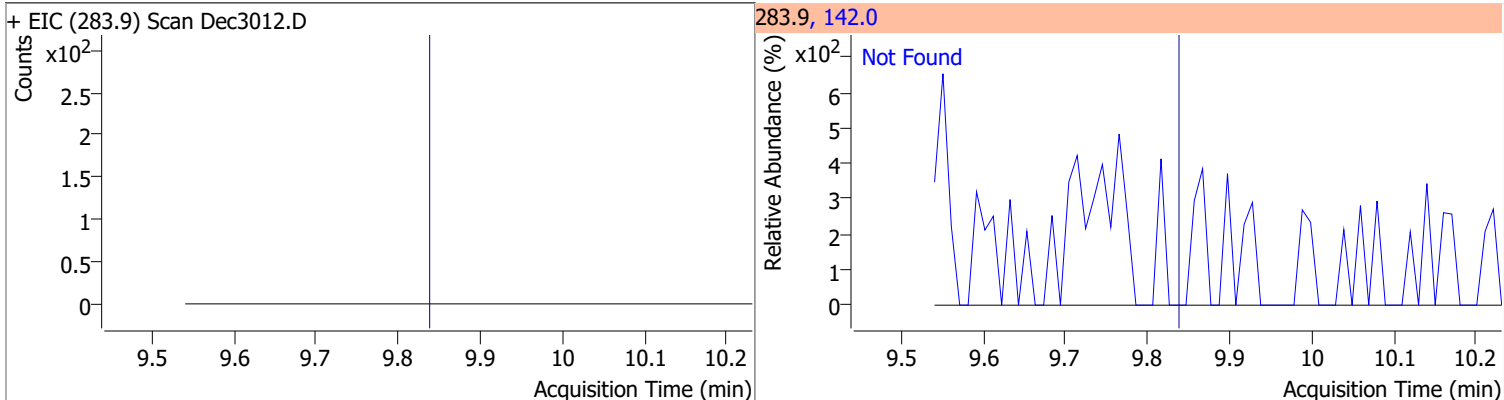
| Compound | Conc. | RT | Dev(Min) | Resp. | QIon | QRatio | Lower | Upper |
|----------------------|----------|------|----------|--------|-------|--------|-------|-------|
| 2,4,6-Tribromophenol | 151.1589 | 9.48 | 0.00 | 131118 | 331.8 | 94.7 | 67.5 | 125.3 |



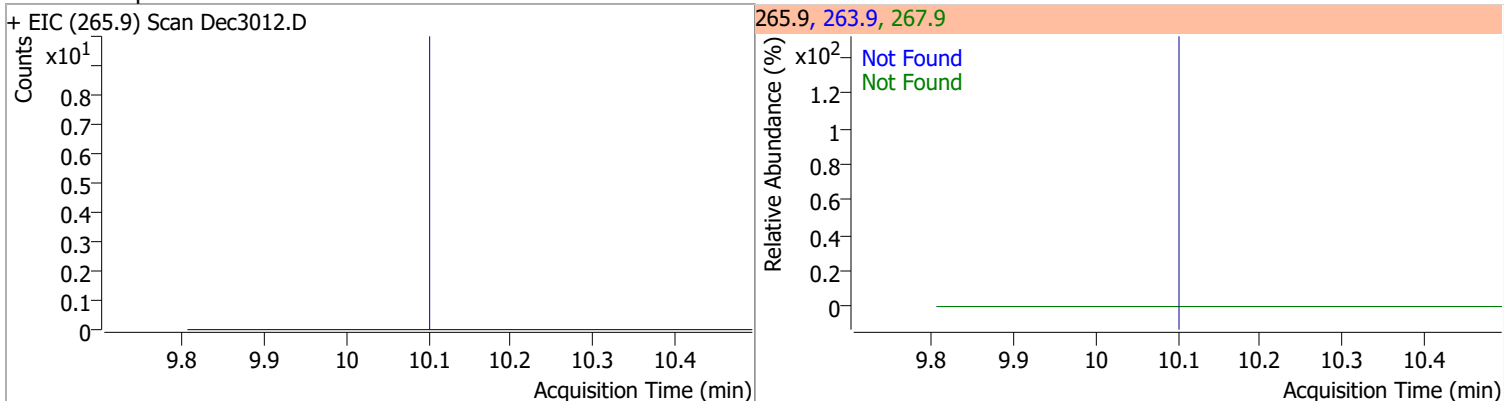
| Compound | Conc. | Exp RT | QIon | Exp Ratio | QIon | Exp Ratio |
|---------------------------|-------|--------|-------|-----------|-------|-----------|
| 4-Bromophenyl-phenylether | N.D. | 9.80 | 141.0 | 109.8 | 250.0 | 97.9 |



| Compound | Conc. | Exp RT | QIon | Exp Ratio | QIon | Exp Ratio |
|-------------------|-------|--------|-------|-----------|------|-----------|
| Hexachlorobenzene | N.D. | 9.84 | 142.0 | 64.6 | | |

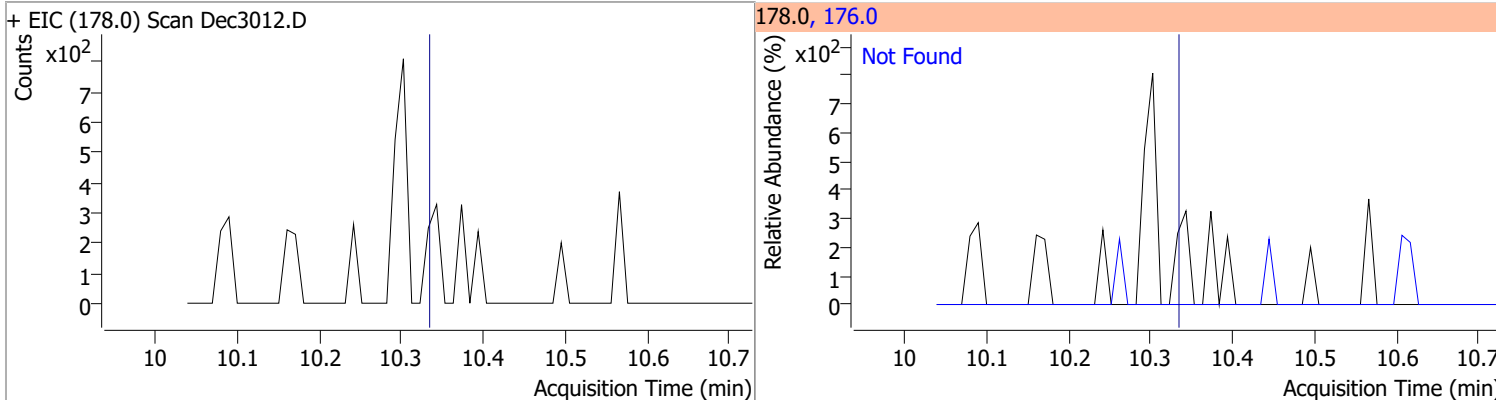


| Compound | Conc. | Exp RT | QIon | Exp Ratio | QIon | Exp Ratio |
|-------------------|-------|--------|-------|-----------|-------|-----------|
| Pentachlorophenol | N.D. | 10.10 | 263.9 | 62.0 | 267.9 | 61.9 |

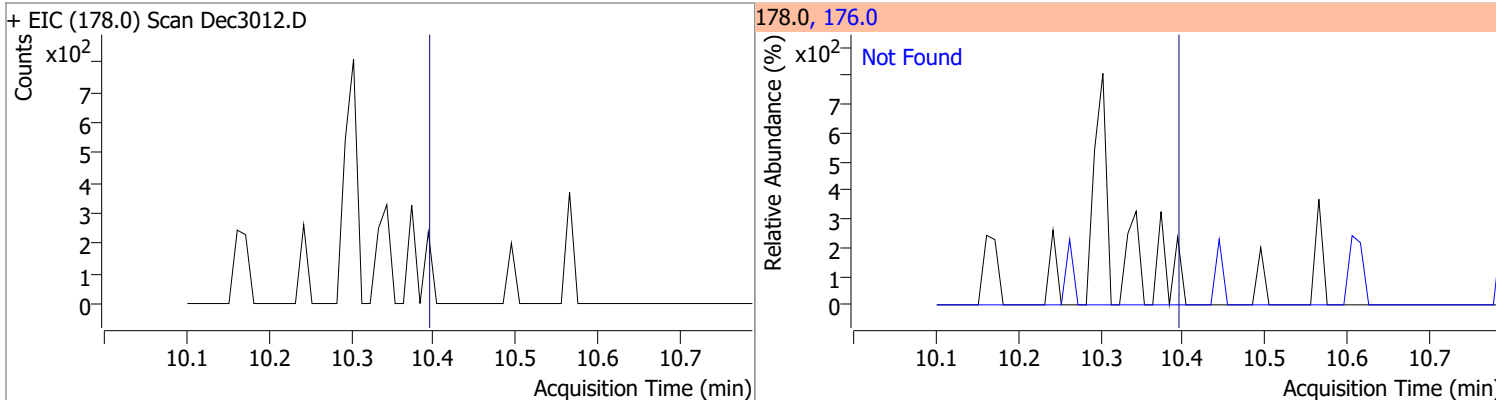


Quantitation Results Report (QT Reviewed)

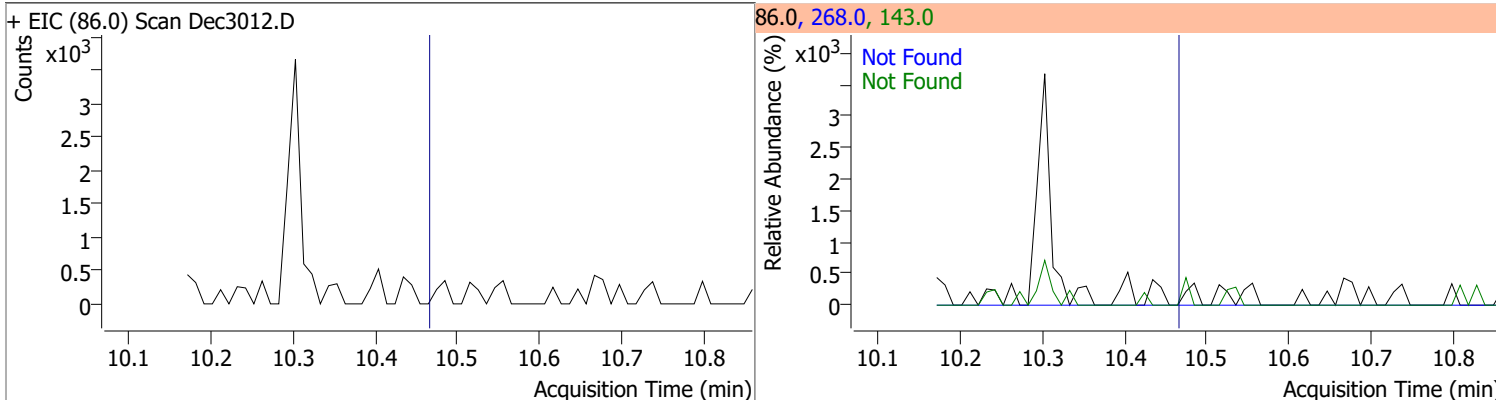
| Compound | Conc. | Exp RT | QIon | Exp Ratio |
|--------------|-------|--------|-------|-----------|
| Phenanthrene | N.D. | 10.33 | 176.0 | 19.7 |



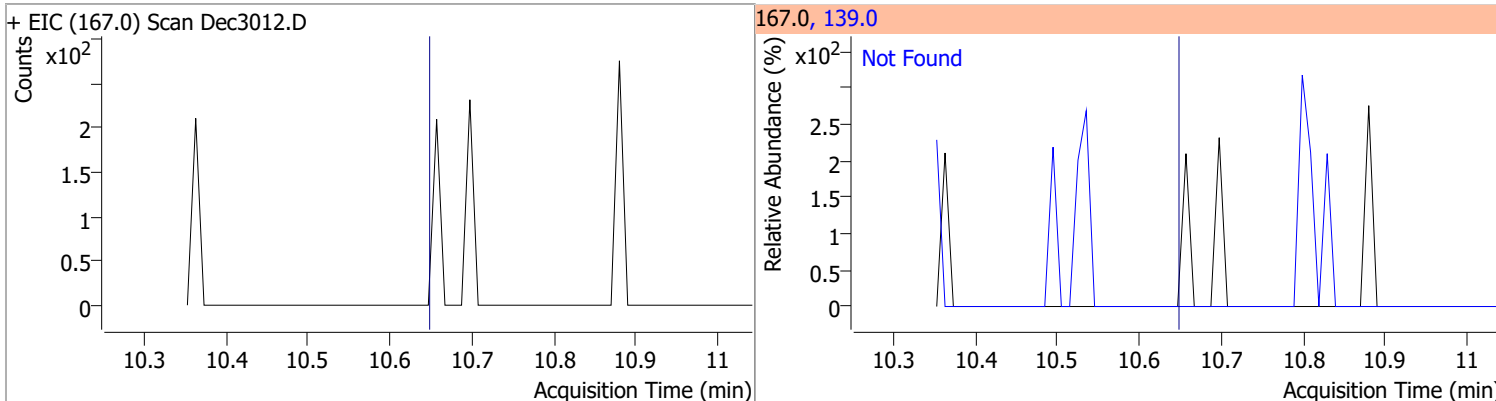
| Compound | Conc. | Exp RT | QIon | Exp Ratio |
|------------|-------|--------|-------|-----------|
| Anthracene | N.D. | 10.39 | 176.0 | 18.3 |



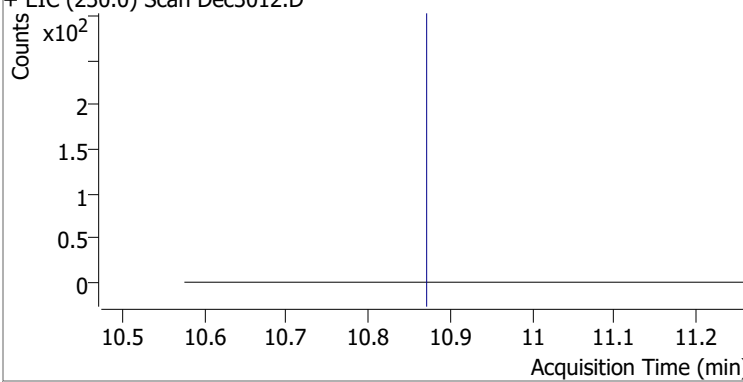
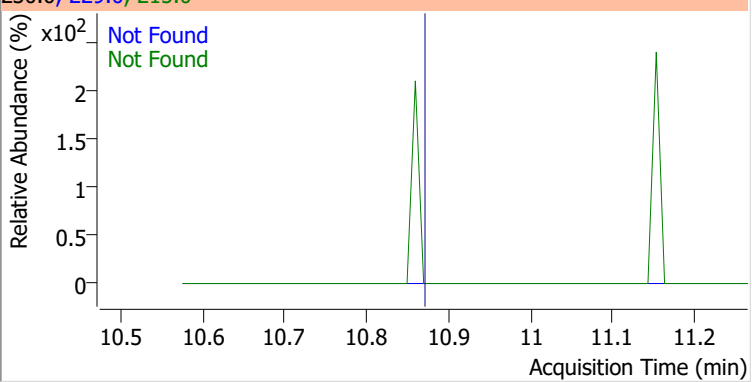
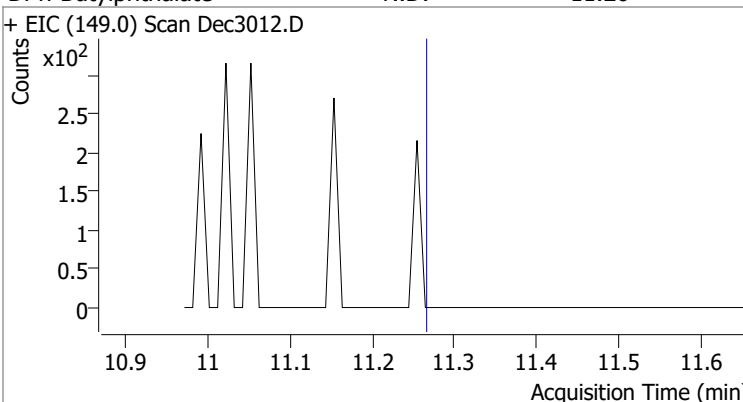
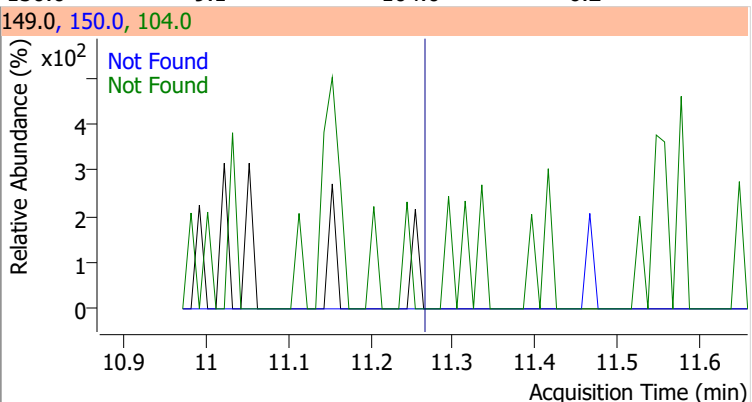
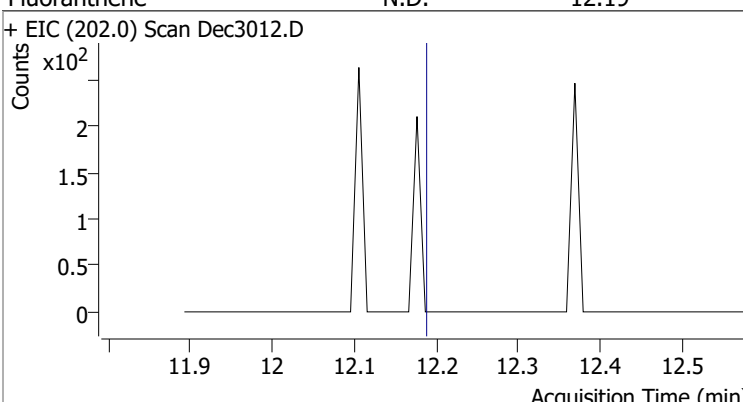
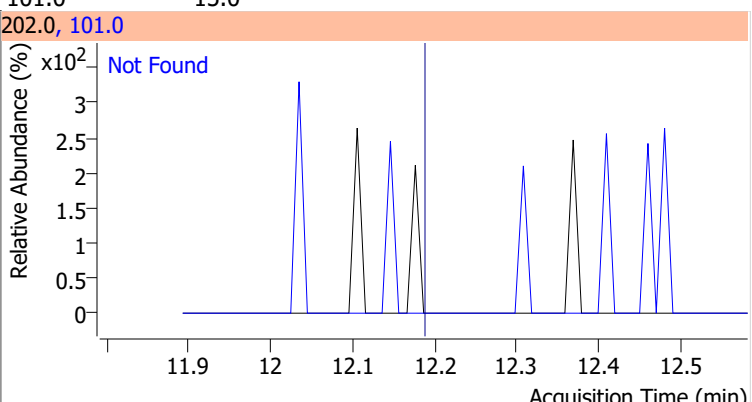
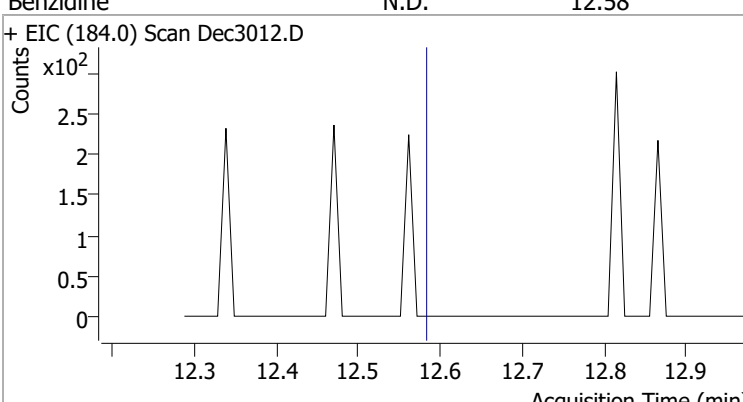
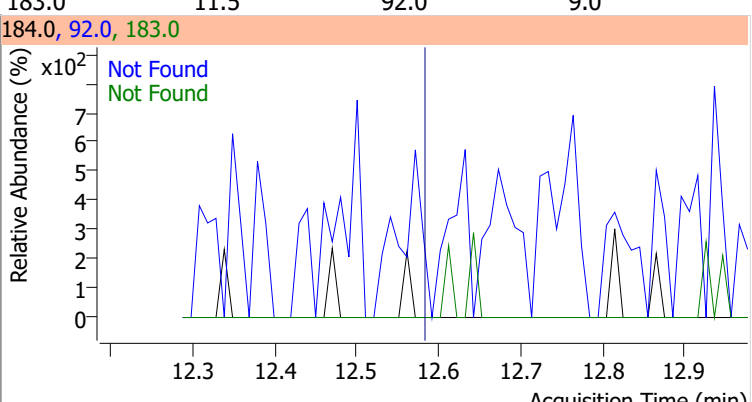
| Compound | Conc. | Exp RT | QIon | Exp Ratio | QIon | Exp Ratio |
|-----------|-------|--------|-------|-----------|-------|-----------|
| Triallate | N.D. | 10.46 | 143.0 | 22.0 | 268.0 | 18.2 |



| Compound | Conc. | Exp RT | QIon | Exp Ratio |
|-----------|-------|--------|-------|-----------|
| Carbazole | N.D. | 10.65 | 139.0 | 13.0 |

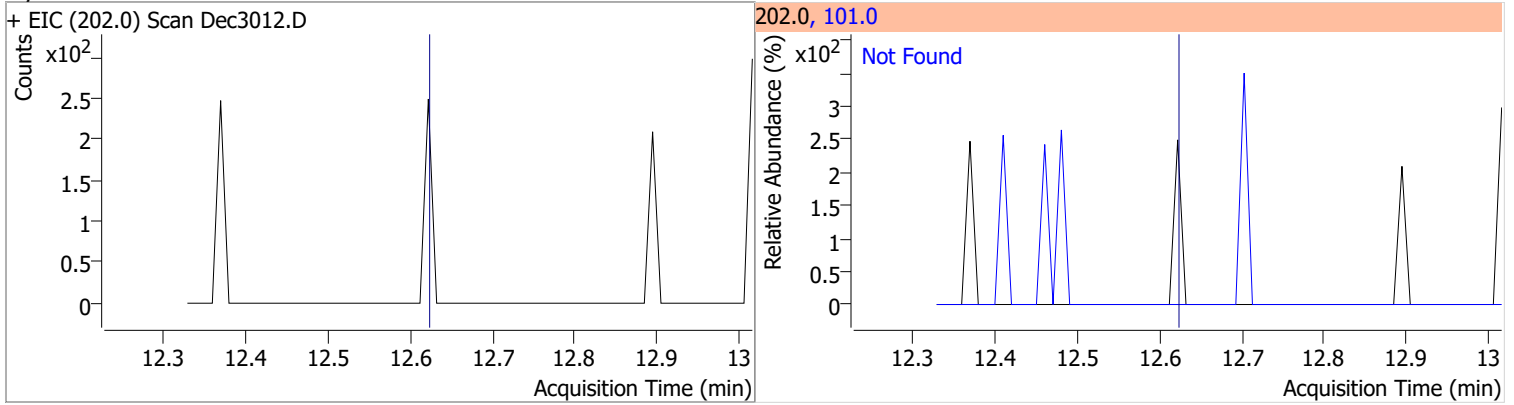


Quantitation Results Report (QT Reviewed)

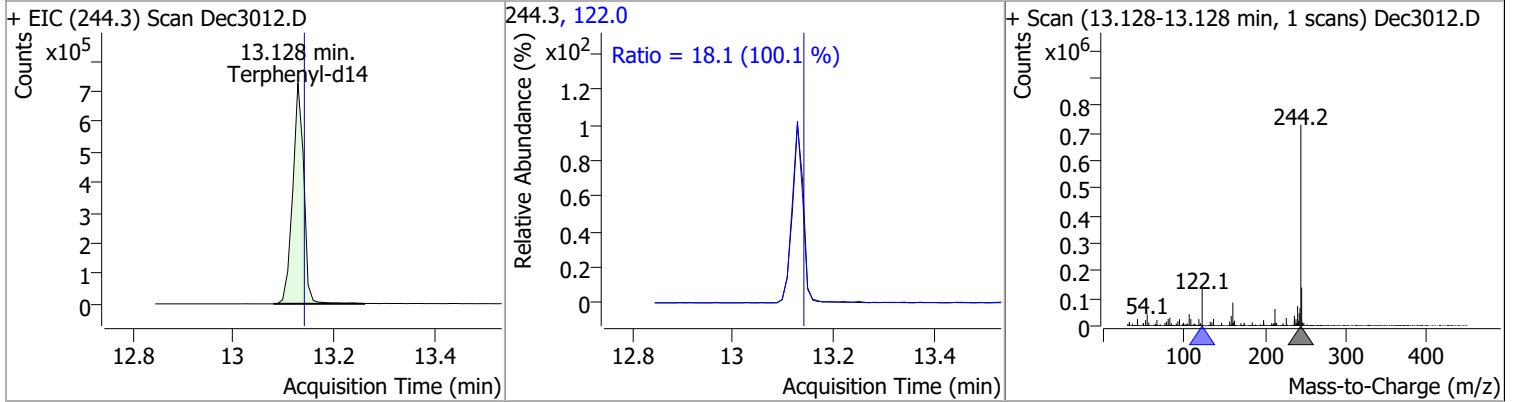
| Compound | Conc. | Exp RT | QIon | Exp Ratio | QIon | Exp Ratio |
|--|-------|--------|--|-----------|-------|-----------|
| o-Terphenyl | N.D. | 10.87 | 229.0 | 67.7 | 215.0 | 38.2 |
| + EIC (230.0) Scan Dec3012.D | | | 230.0, 229.0, 215.0 | | | |
|  | | |  | | | |
| Di-n-Butylphthalate | N.D. | 11.26 | 150.0 | 9.1 | 104.0 | 6.2 |
| + EIC (149.0) Scan Dec3012.D | | | 149.0, 150.0, 104.0 | | | |
|  | | |  | | | |
| Fluoranthene | N.D. | 12.19 | 101.0 | 15.0 | | |
| + EIC (202.0) Scan Dec3012.D | | | 202.0, 101.0 | | | |
|  | | |  | | | |
| Benzidine | N.D. | 12.58 | 183.0 | 11.5 | 92.0 | 9.0 |
| + EIC (184.0) Scan Dec3012.D | | | 184.0, 92.0, 183.0 | | | |
|  | | |  | | | |

Quantitation Results Report (QT Reviewed)

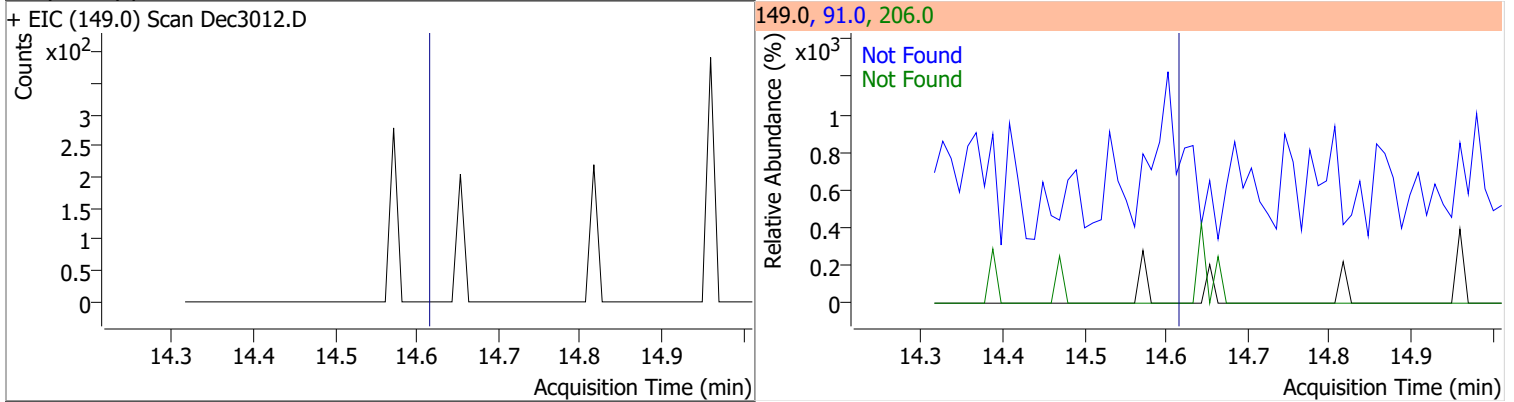
| Compound | Conc. | Exp RT | QIon | Exp Ratio |
|----------|-------|--------|-------|-----------|
| Pyrene | N.D. | 12.62 | 101.0 | 18.5 |



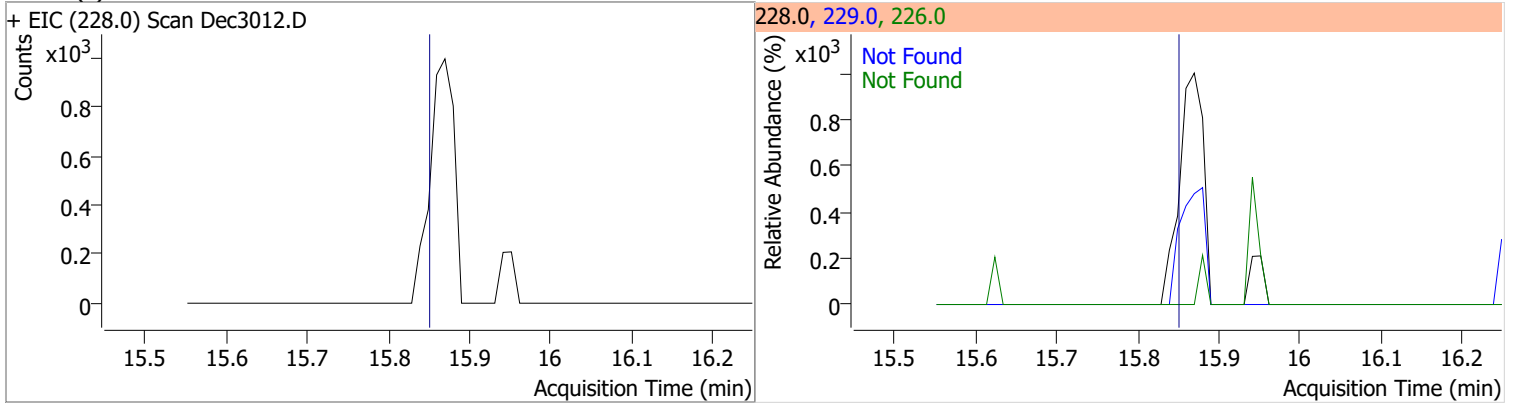
| Compound | Conc. | RT | Dev(Min) | Resp. | QIon | QRatio | Lower | Upper |
|---------------|---------|-------|----------|---------|-------|--------|-------|-------|
| Terphenyl-d14 | 81.5003 | 13.13 | -0.01 | 1109308 | 122.0 | 18.1 | 12.7 | 23.5 |



| Compound | Conc. | Exp RT | QIon | Exp Ratio | QIon | Exp Ratio |
|----------------------|-------|--------|------|-----------|-------|-----------|
| Butylbenzylphthalate | N.D. | 14.63 | 91.0 | 94.6 | 206.0 | 14.9 |

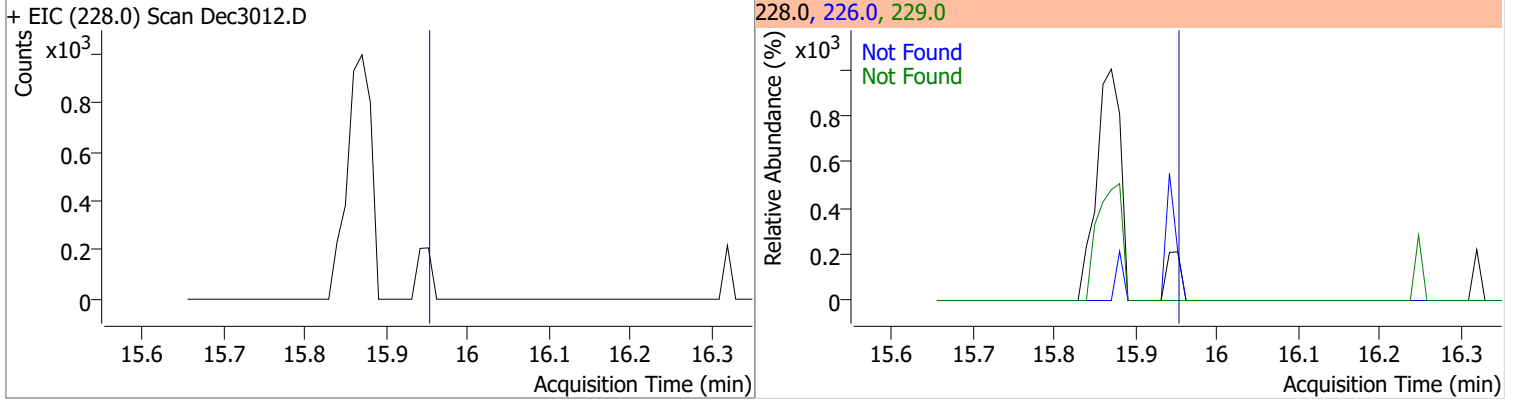


| Compound | Conc. | Exp RT | QIon | Exp Ratio | QIon | Exp Ratio |
|--------------------|-------|--------|-------|-----------|-------|-----------|
| Benzo(a)Anthracene | N.D. | 15.87 | 226.0 | 26.7 | 229.0 | 21.3 |

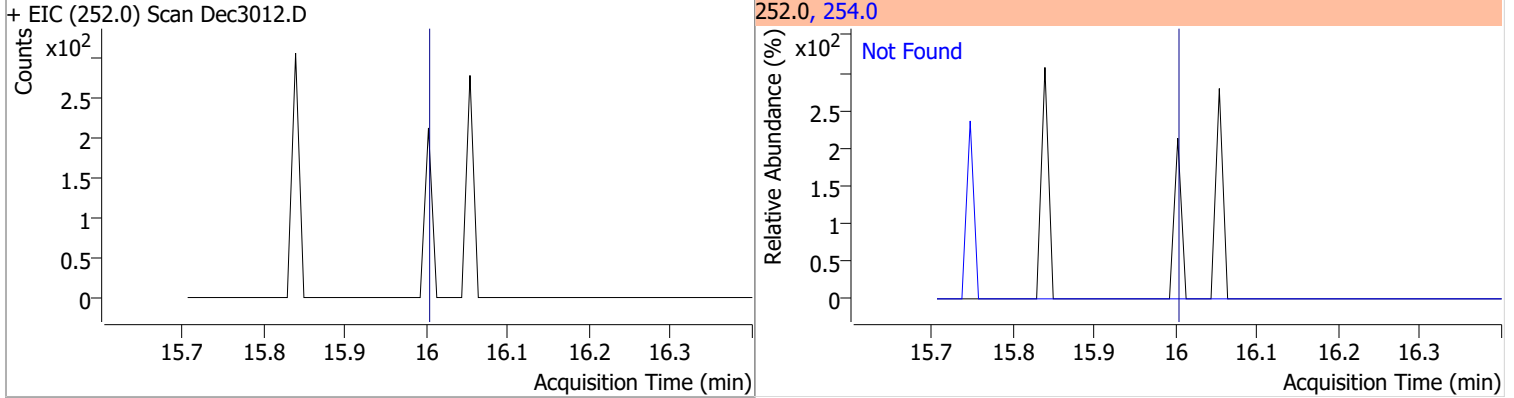


Quantitation Results Report (QT Reviewed)

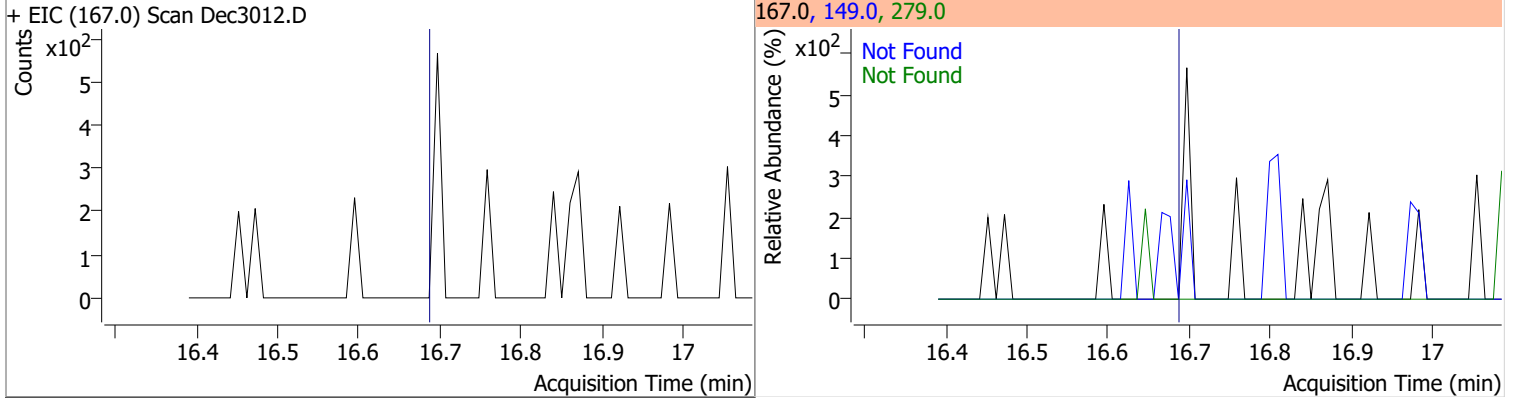
| Compound | Conc. | Exp RT | QIon | Exp Ratio | QIon | Exp Ratio |
|----------|-------|--------|-------|-----------|-------|-----------|
| Chrysene | N.D. | 15.97 | 226.0 | 30.6 | 229.0 | 20.9 |



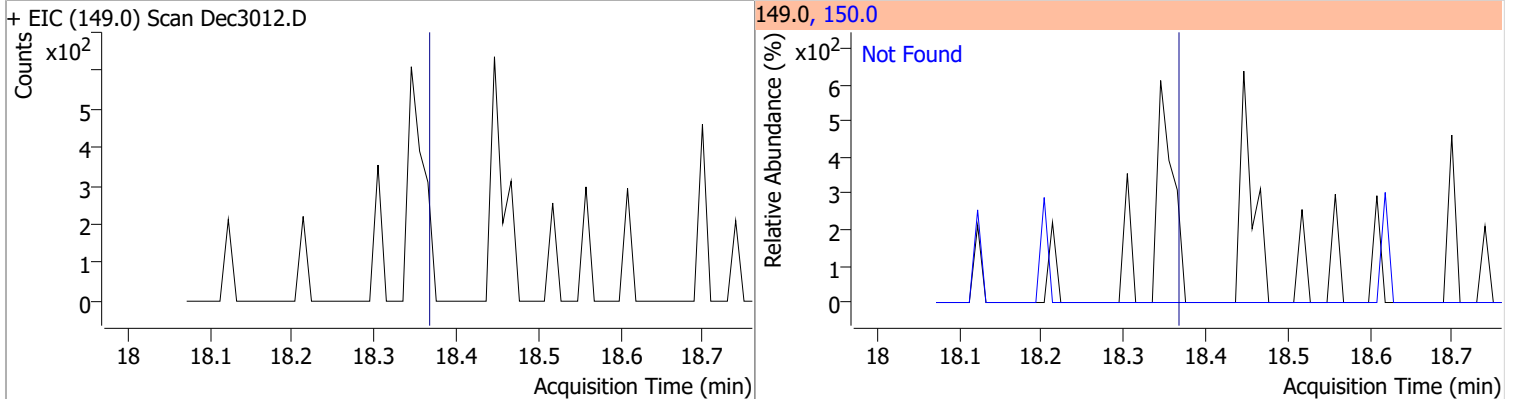
| Compound | Conc. | Exp RT | QIon | Exp Ratio |
|-----------------------|-------|--------|-------|-----------|
| 3,3-Dichlorobenzidine | N.D. | 16.02 | 254.0 | 62.0 |



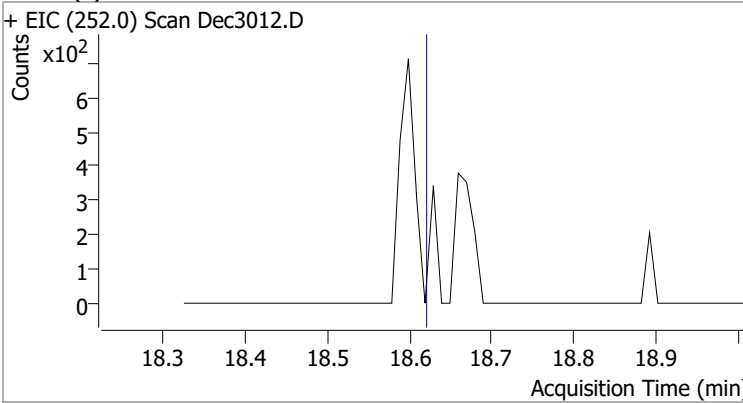
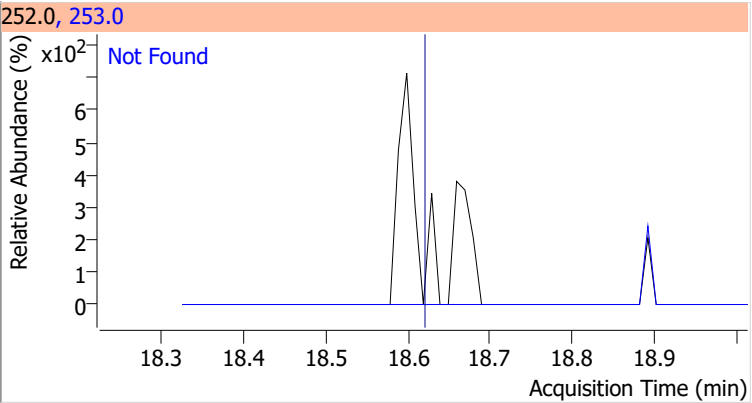
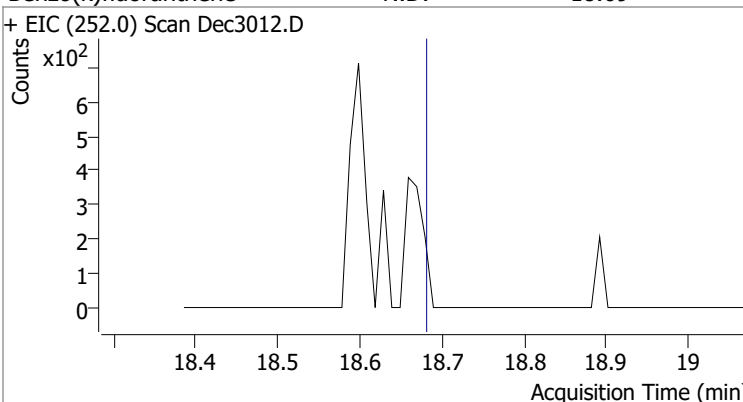
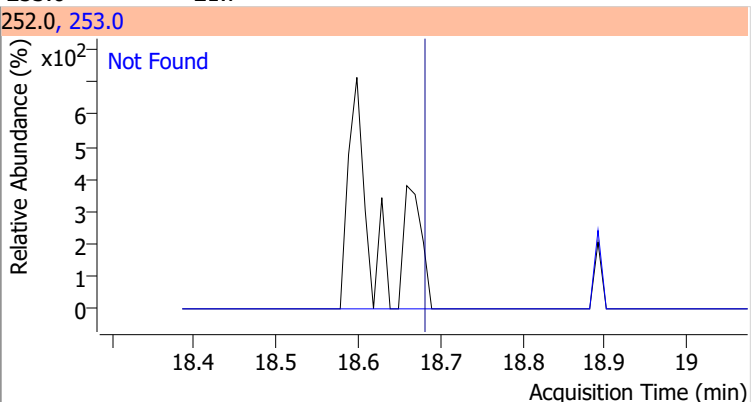
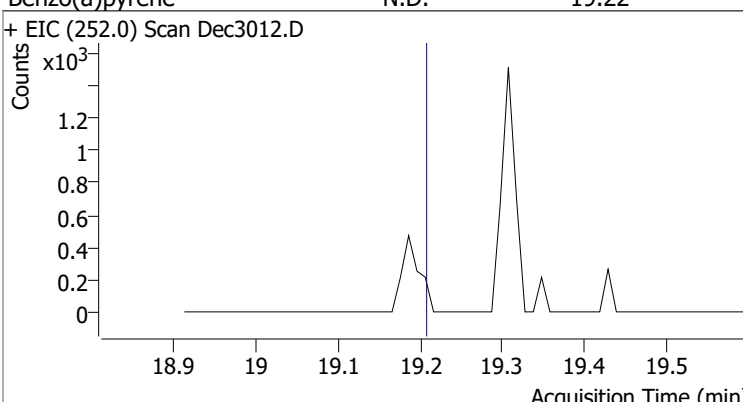
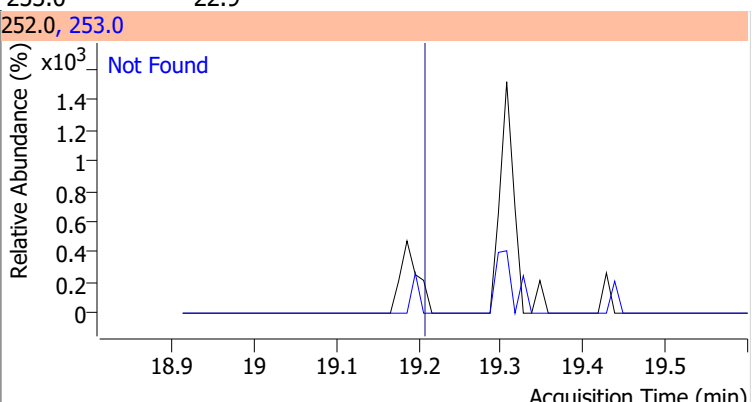
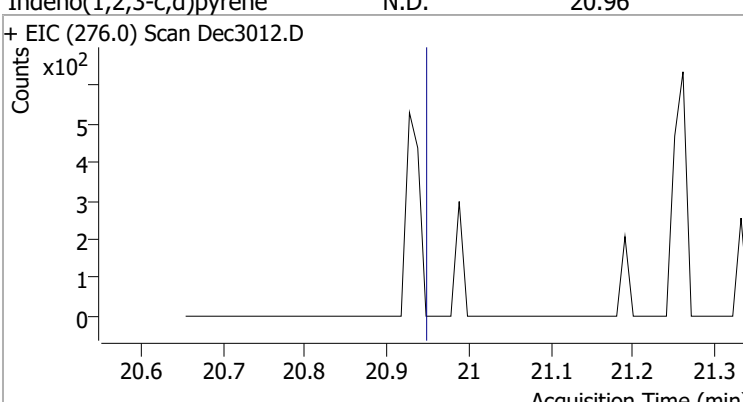
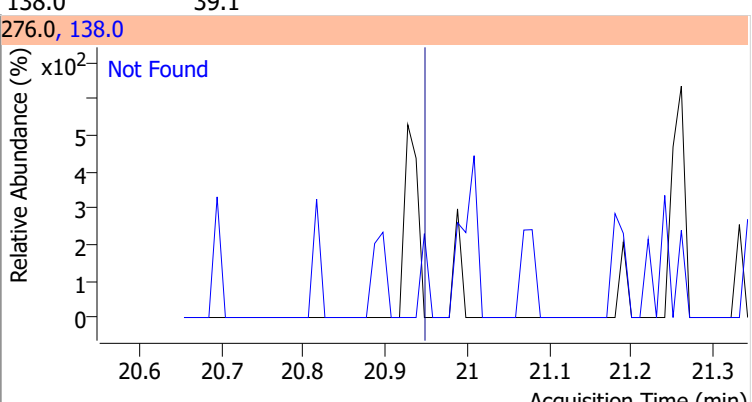
| Compound | Conc. | Exp RT | QIon | Exp Ratio | QIon | Exp Ratio |
|----------------------------|-------|--------|-------|-----------|-------|-----------|
| bis(2-ethylhexyl)Phthalate | N.D. | 16.71 | 149.0 | 421.6 | 279.0 | 11.2 |



| Compound | Conc. | Exp RT | QIon | Exp Ratio |
|----------------------|-------|--------|-------|-----------|
| Di-n-octyl Phthalate | N.D. | 18.38 | 150.0 | 9.7 |

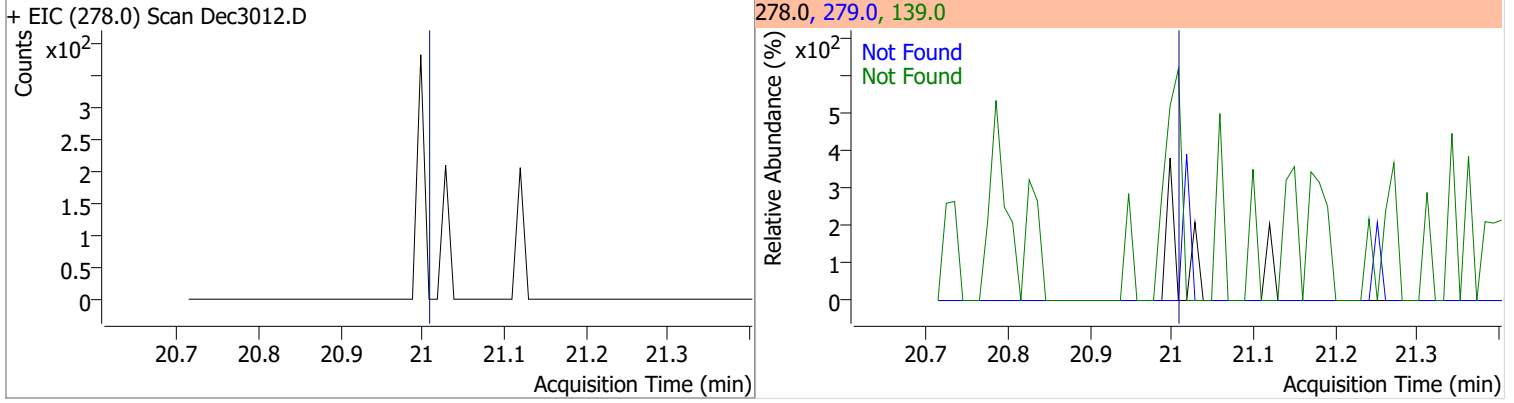


Quantitation Results Report (QT Reviewed)

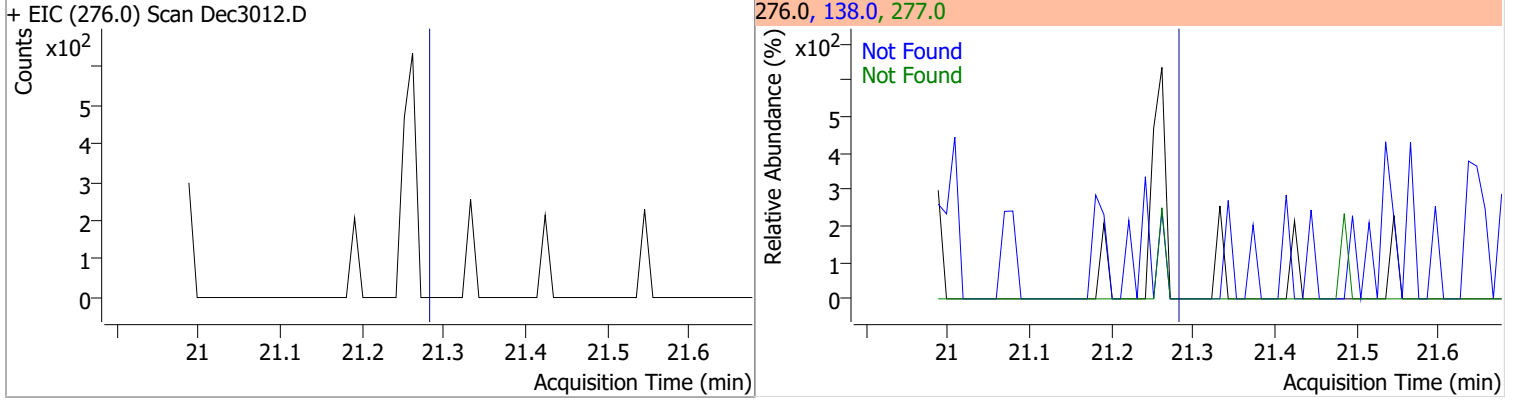
| Compound | Conc. | Exp RT | QIon | Exp Ratio |
|--|--|--------|--------------|-----------|
| Benzo(b)fluoranthene | N.D. | 18.63 | 253.0 | 21.4 |
| + EIC (252.0) Scan Dec3012.D | | | 252.0, 253.0 | |
|  |  | | | |
| Benzo(k)fluoranthene | N.D. | 18.69 | 253.0 | 21.7 |
| + EIC (252.0) Scan Dec3012.D | | | 252.0, 253.0 | |
|  |  | | | |
| Benzo(a)pyrene | N.D. | 19.22 | 253.0 | 22.9 |
| + EIC (252.0) Scan Dec3012.D | | | 252.0, 253.0 | |
|  |  | | | |
| Indeno(1,2,3-c,d)pyrene | N.D. | 20.96 | 138.0 | 39.1 |
| + EIC (276.0) Scan Dec3012.D | | | 276.0, 138.0 | |
|  |  | | | |

Quantitation Results Report (QT Reviewed)

| Compound | Conc. | Exp RT | QIon | Exp Ratio | QIon | Exp Ratio |
|------------------------|-------|--------|-------|-----------|-------|-----------|
| Dibenzo(a,h)anthracene | N.D. | 21.02 | 139.0 | 30.6 | 279.0 | 24.6 |

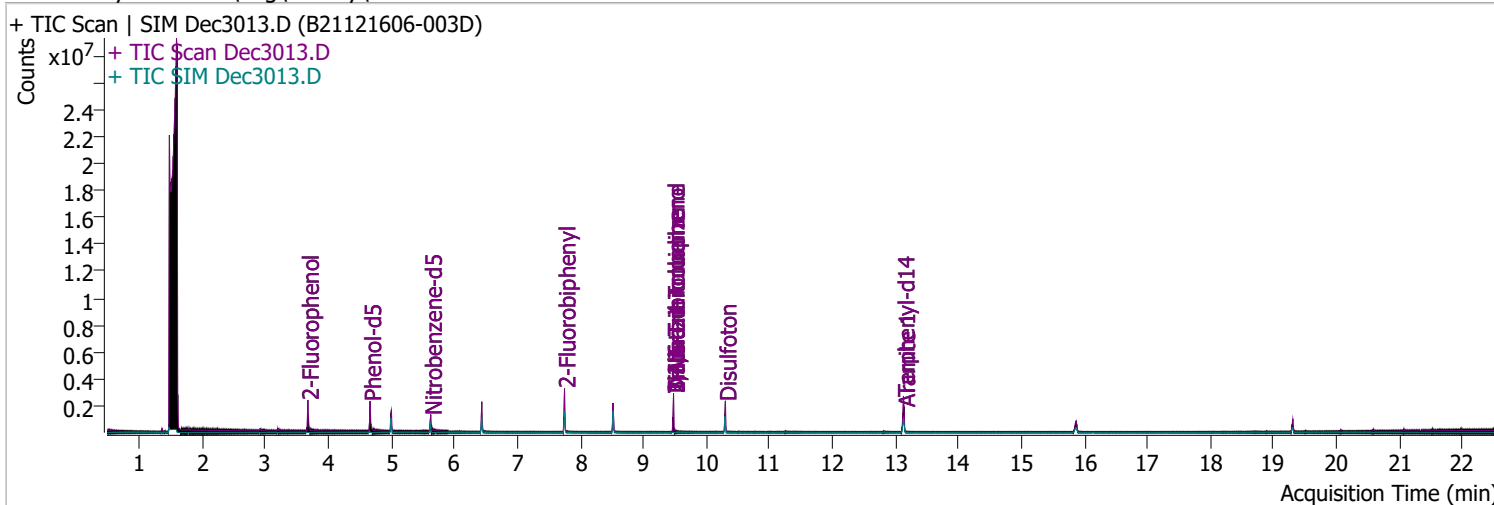


| Compound | Conc. | Exp RT | QIon | Exp Ratio | QIon | Exp Ratio |
|----------------------|-------|--------|-------|-----------|-------|-----------|
| Benzo(g,h,i)perylene | N.D. | 21.29 | 138.0 | 41.5 | 277.0 | 23.8 |



Quantitation Results Report (QT Reviewed)

| | | | |
|----------------|----------------------------|-------------------|------------------------|
| Data File | Dec3013.D | Operator | LIMS import |
| Acq. Method | BNA+SIM.M | Acq. Date-Time | 12/30/2021 6:40:31 PM |
| Sample Name | B21121606-003D | Instrument | Instrument #1 |
| Vial | 13 | Multiplier | 1.00 |
| DA Method File | 122821 bna 1 CAL.batch.bin | Comment | SVOC-8270-W |
| Tune File | dftppdsm.u | Tune Date | 11/24/2021 11:15:00 AM |
| Batch Name | 123021 bna 1.batch.bin | Last Calib Update | 1/3/2022 10:10:10 AM |
| Ref Library | D:\Org\Library\NIST129K.l | | |



| Compound | RT | QIon | Resp. | Conc. | Units | Dev(Min) |
|----------|----|------|-------|-------|-------|----------|
|----------|----|------|-------|-------|-------|----------|

Internal Standards

System Monitoring Compounds

| | | | | | | |
|------------------------|----------------------|-------|---------|--------------------|------|--------|
| S 2-Fluorophenol | 3.673 | 112.0 | 670831 | 95.4378 | µg/L | -0.031 |
| Spiked Amount: 200.000 | Range: 10.0 - 75.0% | | | Recovery = 47.72% | | |
| S Phenol-d5 | 4.664 | 99.0 | 696217 | 68.2062 | µg/L | -0.021 |
| Spiked Amount: 200.000 | Range: 10.0 - 65.0% | | | Recovery = 34.10% | | |
| S Nitrobenzene-d5 | 5.624 | 82.0 | 272296 | 54.2040 | µg/L | 0.000 |
| Spiked Amount: 100.000 | Range: 32.0 - 94.0% | | | Recovery = 54.20% | | |
| S 2-Fluorobiphenyl | 7.748 | 172.0 | 980780 | 60.2387 | µg/L | 0.000 |
| Spiked Amount: 100.000 | Range: 28.0 - 107.0% | | | Recovery = 60.24% | | |
| S 2,4,6-Tribromophenol | 9.479 | 329.8 | 166960 | 202.9411 | µg/L | 0.000 |
| Spiked Amount: 200.000 | Range: 25.0 - 140.0% | | | Recovery = 101.47% | | |
| S Terphenyl-d14 | 13.128 | 244.3 | 1265340 | 98.3516 | µg/L | -0.010 |
| Spiked Amount: 100.000 | Range: 32.0 - 122.0% | | | Recovery = 98.35% | | |

Target Compounds

| Compound | RT | QIon | Resp. | Conc. | Units | Dev(Min) | QValue |
|-------------------------------|-------|-------|-------|-------|-------|----------|--------|
| T N-Nitrosodimethylamine | 0.000 | | 0 | N.D. | | | |
| T Pyridine | 0.000 | | 0 | N.D. | | | |
| T Aniline | 0.000 | | 0 | N.D. | | | |
| T Phenol | 0.000 | | 0 | N.D. | | | |
| T bis(-2-Chloroethyl)Ether | 0.000 | | 0 | N.D. | | | |
| T 2-Chlorophenol | 0.000 | | 0 | N.D. | | | |
| T 1,3-Dichlorobenzene | 0.000 | | 0 | N.D. | | | |
| T 1,4-Dichlorobenzene | 0.000 | | 0 | N.D. | | | |
| T 1,2-Dichlorobenzene | 0.000 | | 0 | N.D. | | | |
| T Benzyl Alcohol | 0.000 | | 0 | N.D. | | | |
| T bis(2-chloroisopropyl)Ether | 5.624 | 121.0 | 0 | | µg/L | md | 1 |
| T 2-Methylphenol | 0.000 | | 0 | N.D. | | | |
| T N-nitroso-Di-n-propylamine | 5.624 | 70.0 | 0 | | µg/L | md | 1 |
| T 4Methylphenol/3Methylphenol | 0.000 | | 0 | N.D. | | | |
| T Hexachloroethane | 0.000 | | 0 | N.D. | | | |

Quantitation Results Report (QT Reviewed)

| Compound | RT | QIon | Resp. | Conc. | Units | Dev(Min) |
|-------------------------------|-------|-------|-------|-------|---------|----------|
| T Nitrobenzene | 0.000 | | 0 | N.D. | | |
| T Isophorone | 0.000 | | 0 | N.D. | | |
| T 2-Nitrophenol | 0.000 | | 0 | N.D. | | |
| T 2,4-Dimethylphenol | 0.000 | | 0 | N.D. | | |
| T bis(-2-Chloroethoxy)Methane | 0.000 | | 0 | N.D. | | |
| T Benzoic Acid | 0.000 | | 0 | N.D. | | |
| T 2,4-Dichlorophenol | 0.000 | | 0 | N.D. | | |
| T 1,2,4-Trichlorobenzene | 0.000 | | 0 | N.D. | | |
| T Naphthalene | 0.000 | | 0 | N.D. | | |
| T 4-Chlorophenol | 0.000 | | 0 | N.D. | | |
| T p-Chloroaniline | 0.000 | | 0 | N.D. | | |
| T Hexachlorobutadiene | 0.000 | | 0 | N.D. | | |
| T 4-Chloro-2-Methylphenol | 0.000 | | 0 | N.D. | | |
| T 4-Chloro-3-Methylphenol | 0.000 | | 0 | N.D. | | |
| T 2-Methylnaphthalene | 0.000 | | 0 | N.D. | | |
| T 1-Methylnaphthalene | 0.000 | | 0 | N.D. | | |
| T Hexachlorocyclopentadiene | 0.000 | | 0 | N.D. | | |
| T 2,4,6-Trichlorophenol | 0.000 | | 0 | N.D. | | |
| T 2,4,5-Trichlorophenol | 0.000 | | 0 | N.D. | | |
| T 2-Chloronaphthalene | 0.000 | | 0 | N.D. | | |
| T 2-Nitroaniline | 0.000 | | 0 | N.D. | | |
| T Dimethyl Phthalate | 8.517 | 163.0 | 0 | | µg/L md | 1 |
| T 2,6-Dinitrotoluene | 8.517 | 165.0 | 0 | | µg/L md | 1 |
| T Acenaphthylene | 0.000 | | 0 | N.D. | | |
| T 3-Nitroaniline | 0.000 | | 0 | N.D. | | |
| T Acenaphthene | 0.000 | | 0 | N.D. | | |
| T 2,4-Dinitrophenol | 0.000 | | 0 | N.D. | | |
| T Dibenzofuran | 0.000 | | 0 | N.D. | | |
| T 4-Nitrophenol | 0.000 | | 0 | N.D. | | |
| T 2,4-Dinitrotoluene | 0.000 | | 0 | N.D. | | |
| T Diethylphthalate | 0.000 | | 0 | N.D. | | |
| T Fluorene | 0.000 | | 0 | N.D. | | |
| T 4-Chlorophenyl-phenylether | 0.000 | | 0 | N.D. | | |
| T 4-Nitroaniline | 0.000 | | 0 | N.D. | | |
| T 4,6-Dinitro-2-methylphenol | 0.000 | | 0 | N.D. | | |
| T N-nitrosodiphenylamine | 0.000 | | 0 | N.D. | | |
| T Azobenzene | 0.000 | | 0 | N.D. | | |
| T 4-Bromophenyl-phenylether | 0.000 | | 0 | N.D. | | |
| T Hexachlorobenzene | 0.000 | | 0 | N.D. | | |
| T Pentachlorophenol | 0.000 | | 0 | N.D. | | |
| T Phenanthrene | 0.000 | | 0 | N.D. | | |
| T Anthracene | 0.000 | | 0 | N.D. | | |
| T Triallate | 0.000 | | 0 | N.D. | | |
| T Carbazole | 0.000 | | 0 | N.D. | | |
| T o-Terphenyl | 0.000 | | 0 | N.D. | | |
| T Di-n-Butylphthalate | 0.000 | | 0 | N.D. | | |
| T Fluoranthene | 0.000 | | 0 | N.D. | | |
| T Benzidine | 0.000 | | 0 | N.D. | | |
| T Pyrene | 0.000 | | 0 | N.D. | | |
| T Butylbenzylphthalate | 0.000 | | 0 | N.D. | | |
| T Benzo(a)Anthracene | 0.000 | | 0 | N.D. | | |
| T Chrysene | 0.000 | | 0 | N.D. | | |
| T 3,3-Dichlorobenzidine | 0.000 | | 0 | N.D. | | |
| T bis(2-ethylhexyl)Phthalate | 0.000 | | 0 | N.D. | | |
| T Di-n-octyl Phthalate | 0.000 | | 0 | N.D. | | |

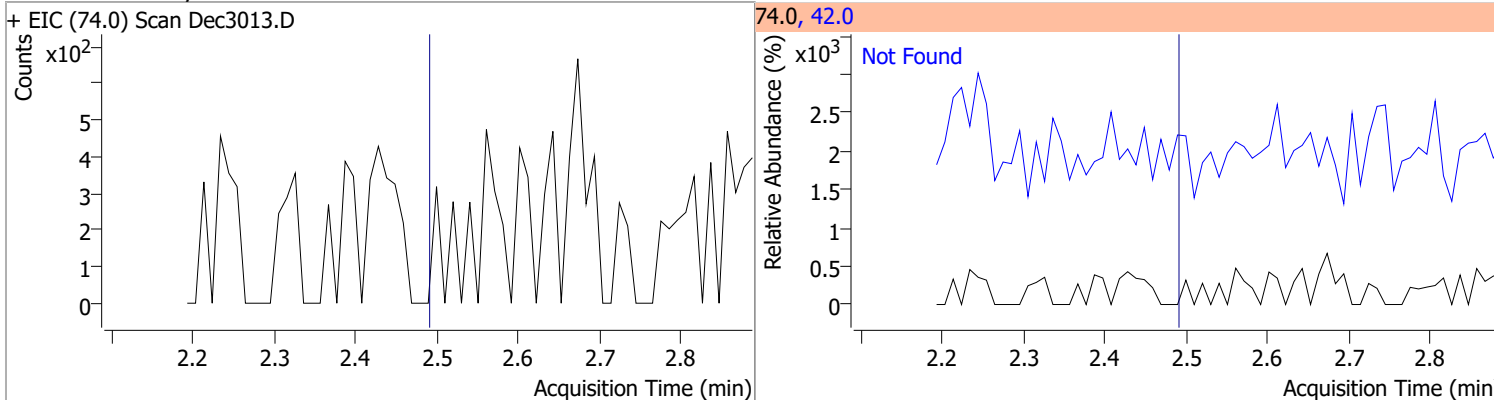
Quantitation Results Report (QT Reviewed)

| Compound | RT | QIon | Resp. | Conc. | Units | Dev(Min) |
|---------------------------|-------|------|-------|-------|-------|----------|
| T Benzo(b)fluoranthene | 0.000 | | 0 | N.D. | | |
| T Benzo(k)fluoranthene | 0.000 | | 0 | N.D. | | |
| T Benzo(a)pyrene | 0.000 | | 0 | N.D. | | |
| T Indeno(1,2,3-c,d)pyrene | 0.000 | | 0 | N.D. | | |
| T Dibenzo(a,h)anthracene | 0.000 | | 0 | N.D. | | |
| T Benzo(g,h,i)perylene | 0.000 | | 0 | N.D. | | |

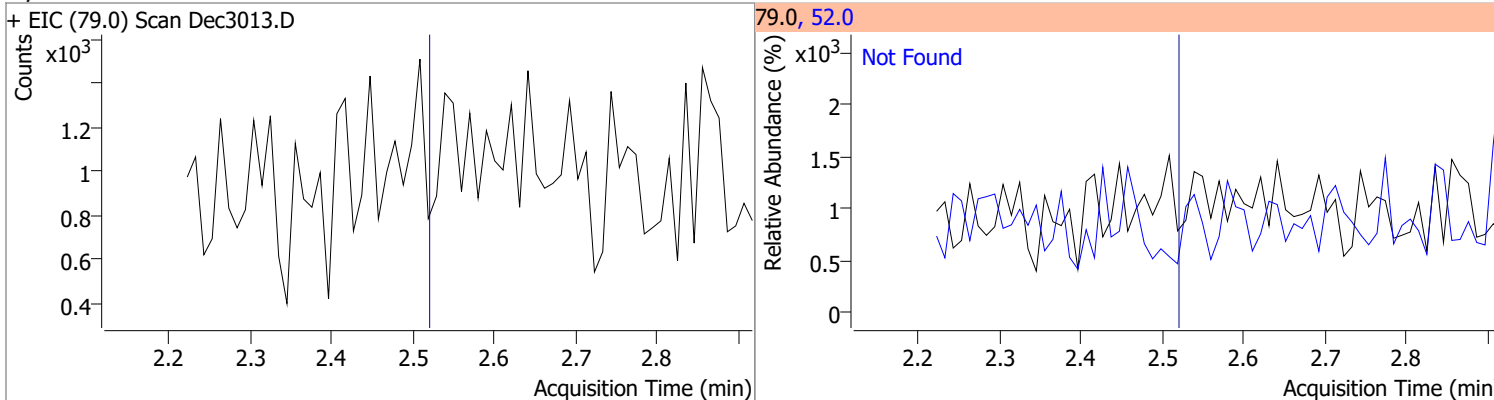
(#) = Qualifier Out of Range; (m) = Manual Integration; (+) = Area Summed; (*) = Surrogate Percent Recovery Out of Range; (d): Zeroed Peak

Quantitation Results Report (QT Reviewed)

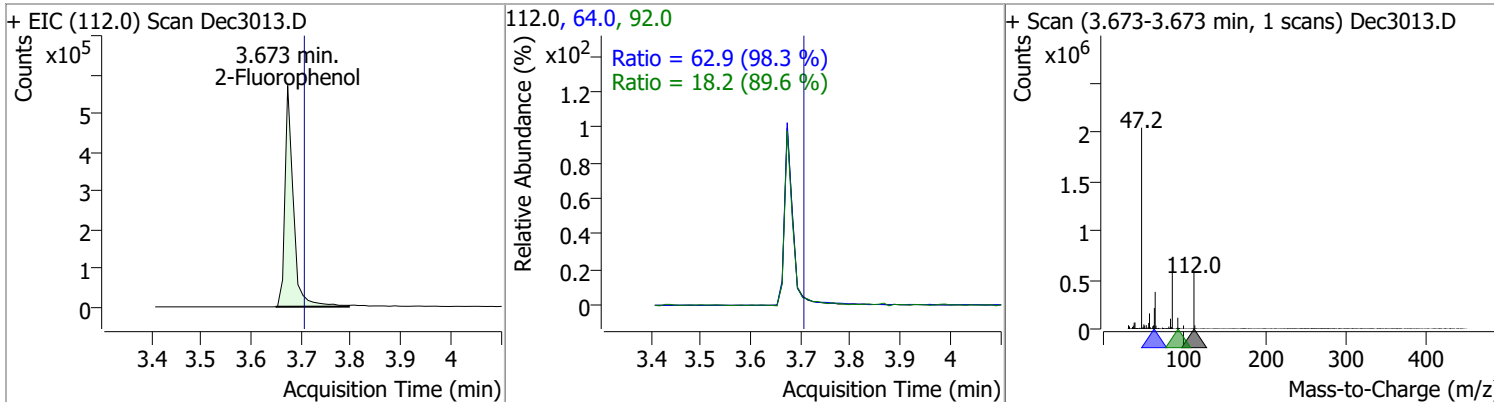
| Compound | Conc. | Exp RT | QIon | Exp Ratio |
|------------------------|-------|--------|------|-----------|
| N-Nitrosodimethylamine | N.D. | 2.49 | 42.0 | 184.8 |



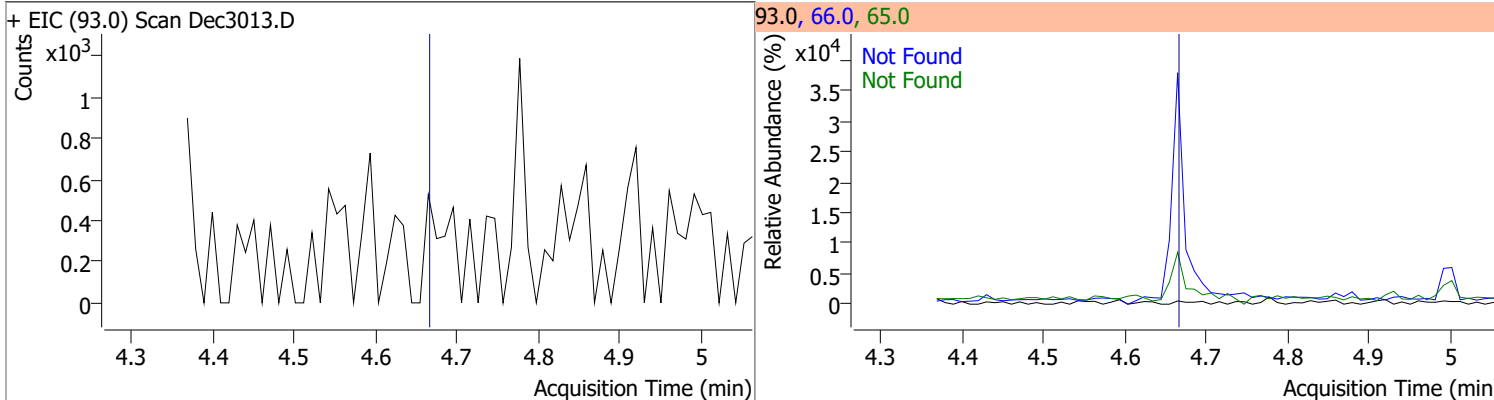
| Compound | Conc. | Exp RT | QIon | Exp Ratio |
|----------|-------|--------|------|-----------|
| Pyridine | N.D. | 2.52 | 52.0 | 135.8 |



| Compound | Conc. | RT | Dev(Min) | Resp. | QIon | QRatio | Lower | Upper |
|----------------|---------|------|----------|--------|------|--------|-------|-------|
| 2-Fluorophenol | 95.4378 | 3.67 | -0.03 | 670831 | 64.0 | 62.9 | 44.8 | 83.2 |
| | | | | | 92.0 | 18.2 | 14.2 | 26.4 |

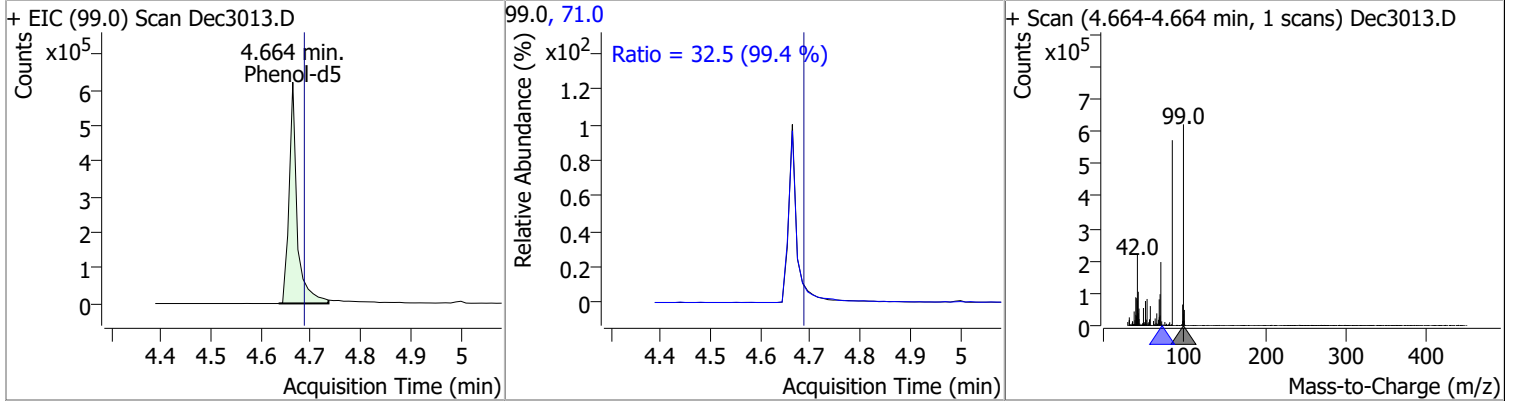


| Compound | Conc. | Exp RT | QIon | Exp Ratio | QIon | Exp Ratio |
|----------|-------|--------|------|-----------|------|-----------|
| Aniline | N.D. | 4.66 | 66.0 | 41.6 | 65.0 | 23.1 |

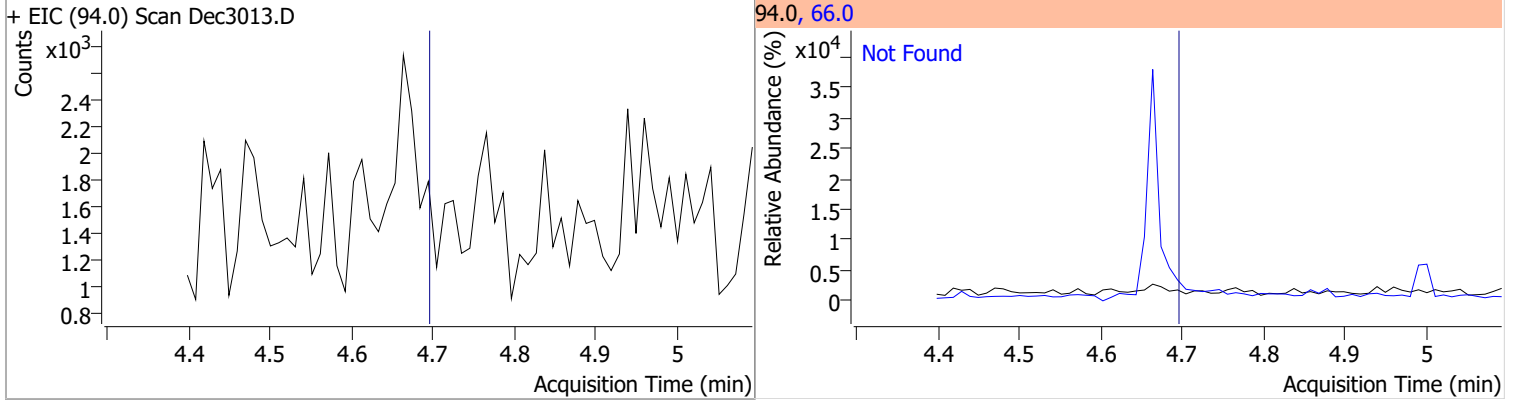


Quantitation Results Report (QT Reviewed)

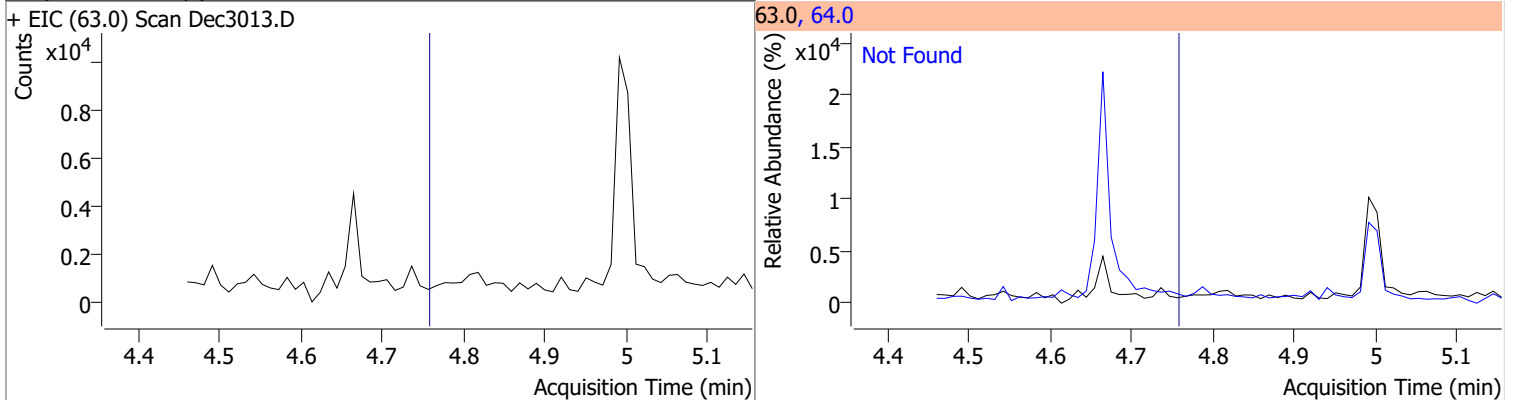
| Compound | Conc. | RT | Dev(Min) | Resp. | QIon | QRatio | Lower | Upper |
|-----------|---------|------|----------|--------|------|--------|-------|-------|
| Phenol-d5 | 68.2062 | 4.66 | -0.02 | 696217 | 71.0 | 32.5 | 22.9 | 42.5 |



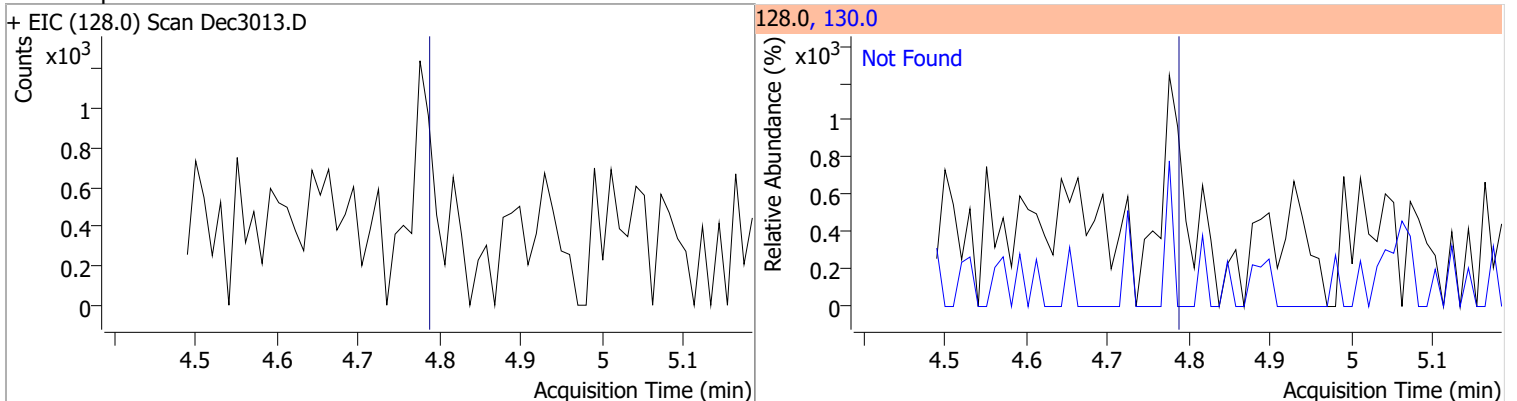
| Compound | Conc. | Exp RT | QIon | Exp Ratio |
|----------|-------|--------|------|-----------|
| Phenol | N.D. | 4.69 | 66.0 | 40.8 |



| Compound | Conc. | Exp RT | QIon | Exp Ratio |
|--------------------------|-------|--------|------|-----------|
| bis(-2-Chloroethyl)Ether | N.D. | 4.76 | 64.0 | 2.8 |

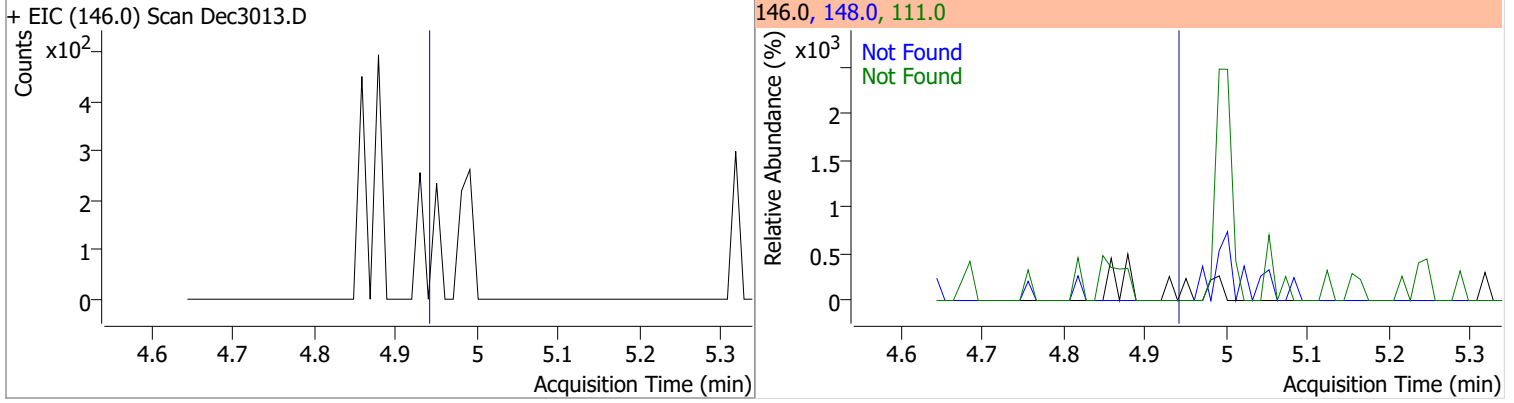


| Compound | Conc. | Exp RT | QIon | Exp Ratio |
|----------------|-------|--------|-------|-----------|
| 2-Chlorophenol | N.D. | 4.79 | 130.0 | 32.3 |

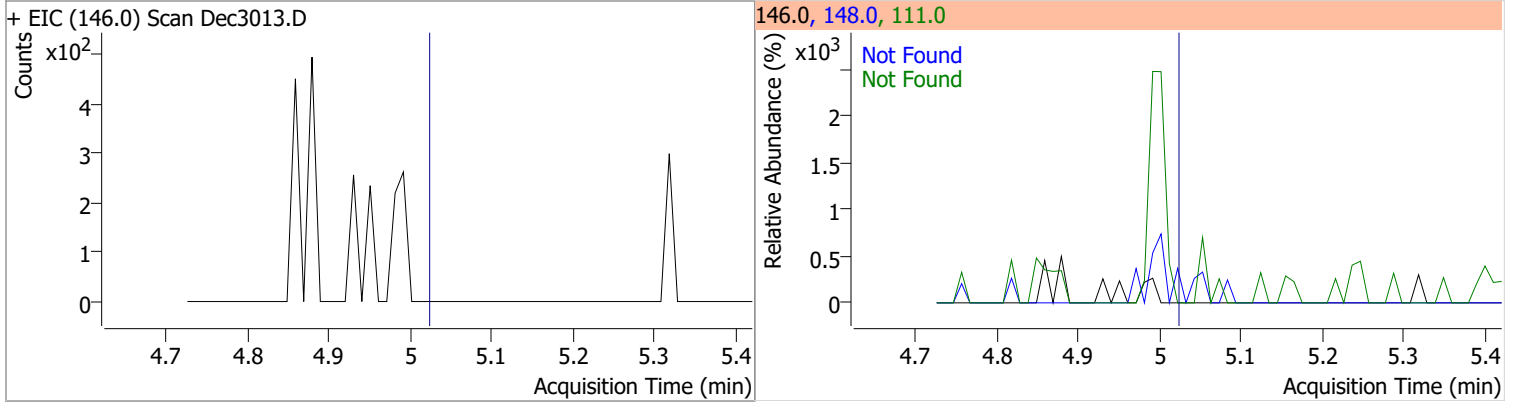


Quantitation Results Report (QT Reviewed)

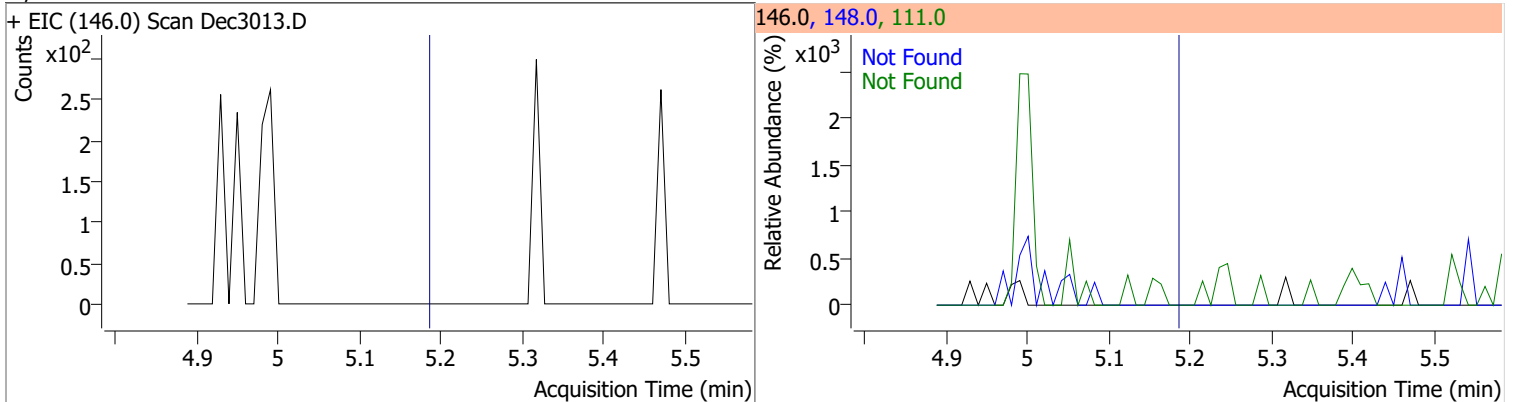
| Compound | Conc. | Exp RT | QIon | Exp Ratio | QIon | Exp Ratio |
|---------------------|-------|--------|-------|-----------|-------|-----------|
| 1,3-Dichlorobenzene | N.D. | 4.94 | 148.0 | 63.2 | 111.0 | 39.4 |



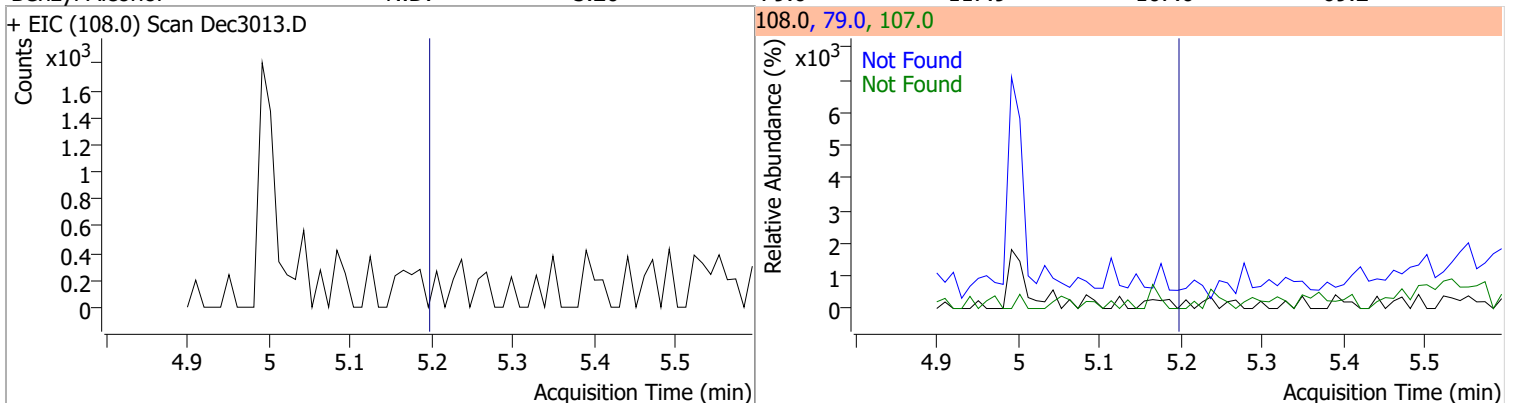
| Compound | Conc. | Exp RT | QIon | Exp Ratio | QIon | Exp Ratio |
|---------------------|-------|--------|-------|-----------|-------|-----------|
| 1,4-Dichlorobenzene | N.D. | 5.02 | 148.0 | 62.2 | 111.0 | 37.4 |



| Compound | Conc. | Exp RT | QIon | Exp Ratio | QIon | Exp Ratio |
|---------------------|-------|--------|-------|-----------|-------|-----------|
| 1,2-Dichlorobenzene | N.D. | 5.19 | 148.0 | 62.2 | 111.0 | 40.3 |

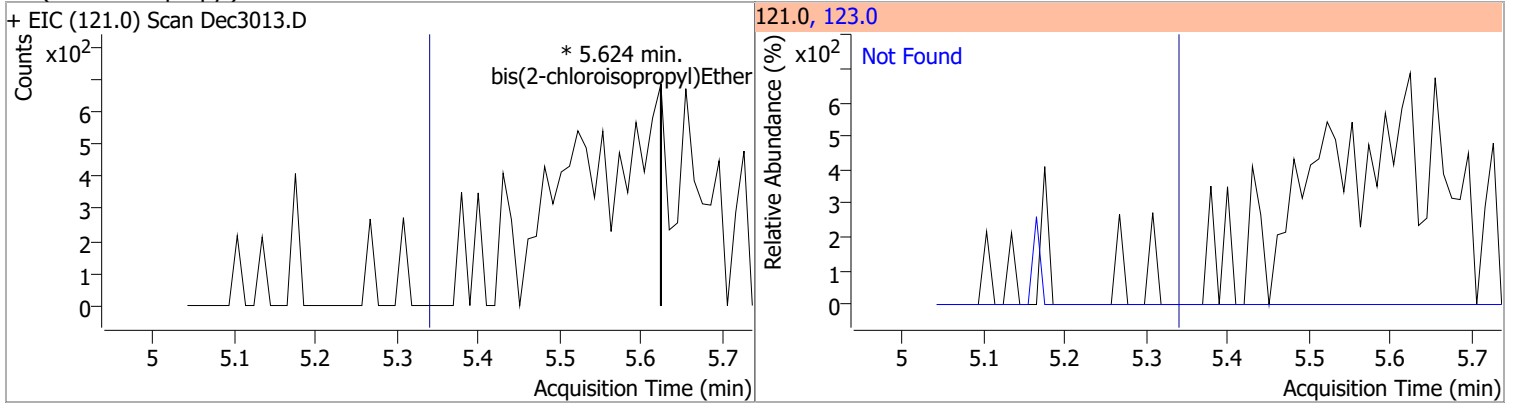


| Compound | Conc. | Exp RT | QIon | Exp Ratio | QIon | Exp Ratio |
|----------------|-------|--------|------|-----------|-------|-----------|
| Benzyl Alcohol | N.D. | 5.20 | 79.0 | 117.9 | 107.0 | 69.2 |

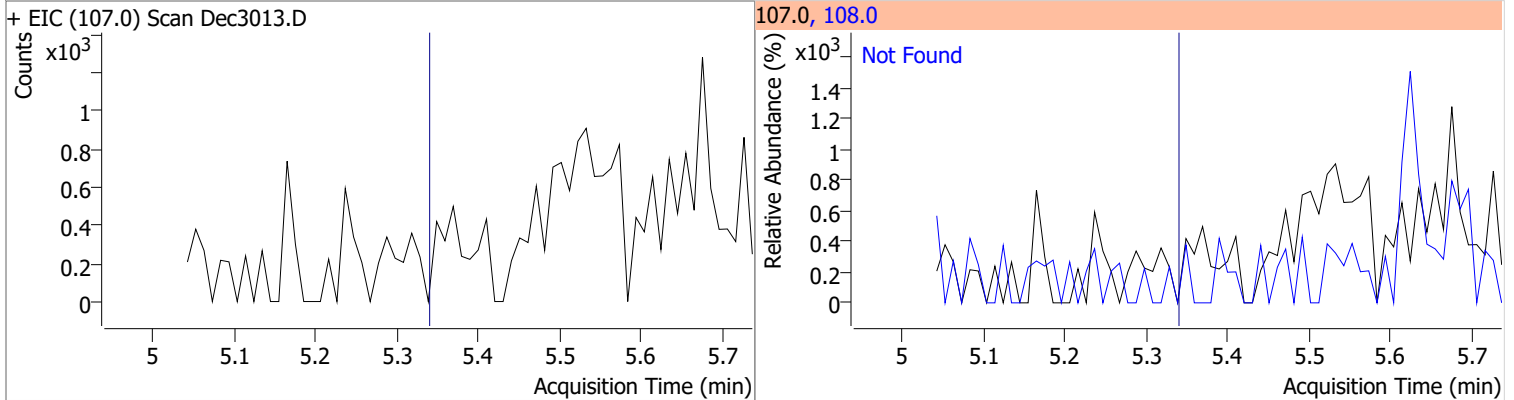


Quantitation Results Report (QT Reviewed)

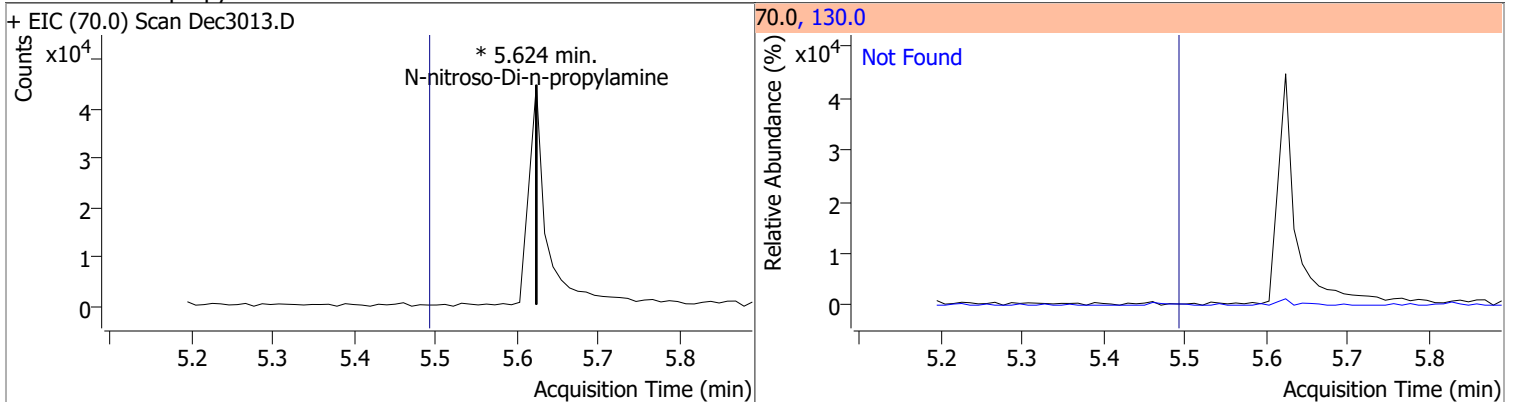
| Compound | Conc. | RT | Dev(Min) | Resp. | QIon | QRatio | Lower | Upper |
|-----------------------------|-------|----|----------|-------|-------|--------|-------|-------|
| bis(2-chloroisopropyl)Ether | 0 | 0 | | 0 | 123.0 | | 22.9 | 42.5 |



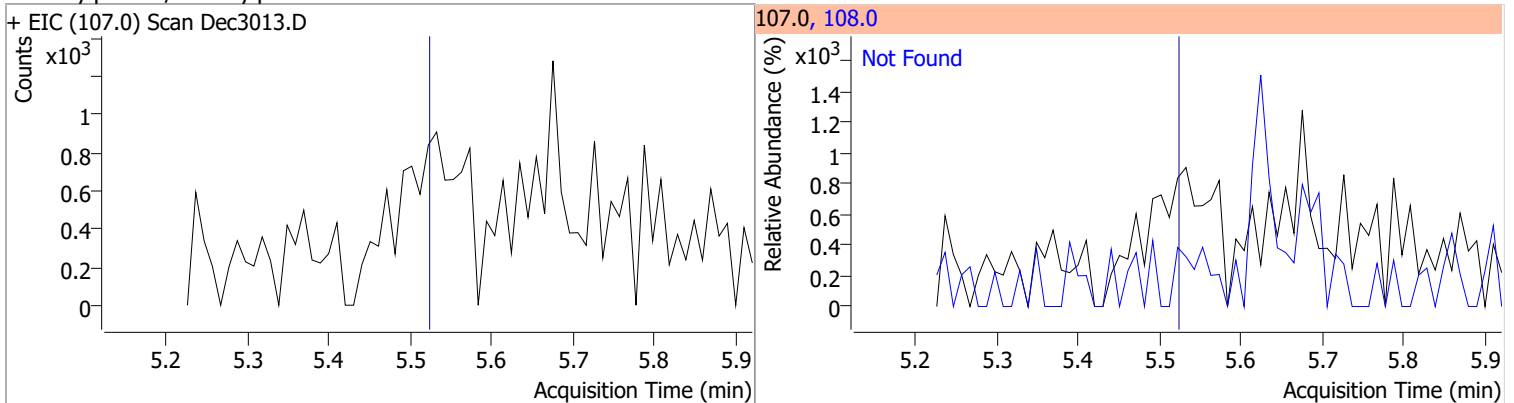
| Compound | Conc. | Exp RT | QIon | Exp Ratio |
|----------------|-------|--------|-------|-----------|
| 2-Methylphenol | N.D. | 5.34 | 108.0 | 117.6 |



| Compound | Conc. | RT | Dev(Min) | Resp. | QIon | QRatio | Lower | Upper |
|----------------------------|-------|----|----------|-------|-------|--------|-------|-------|
| N-nitroso-Di-n-propylamine | 0 | 0 | | 0 | 130.0 | | 0.0 | 35.2 |

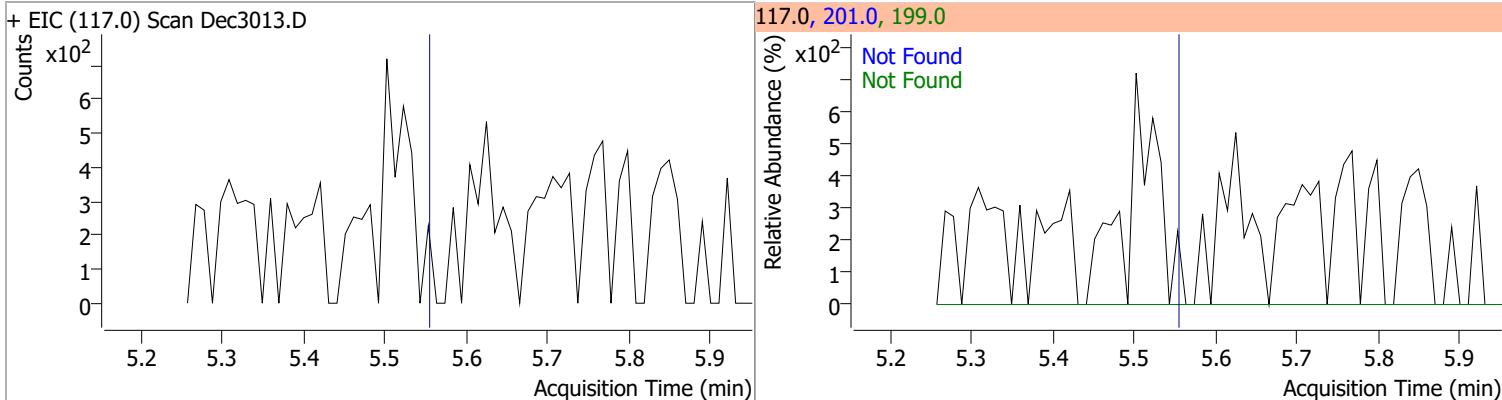


| Compound | Conc. | Exp RT | QIon | Exp Ratio |
|-----------------------------|-------|--------|-------|-----------|
| 4Methylphenol/3Methylphenol | N.D. | 5.52 | 108.0 | 81.4 |

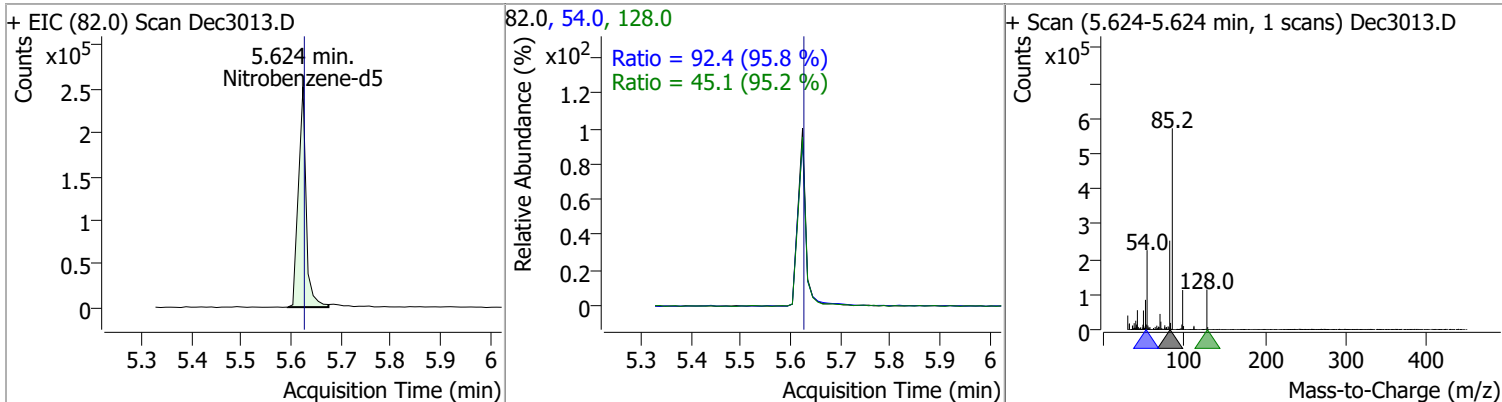


Quantitation Results Report (QT Reviewed)

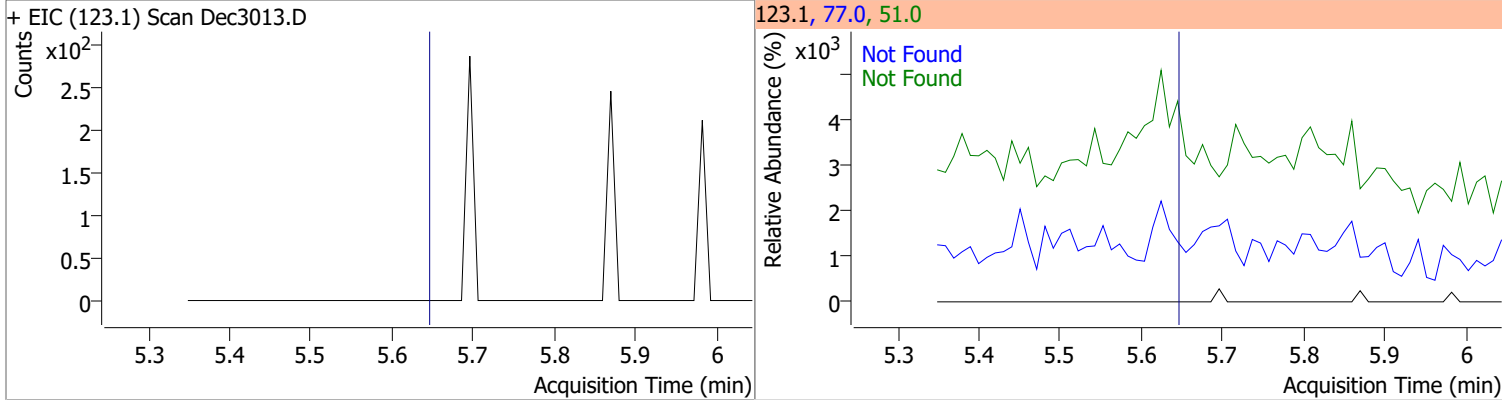
| Compound | Conc. | Exp RT | QIon | Exp Ratio | QIon | Exp Ratio |
|------------------|-------|--------|-------|-----------|-------|-----------|
| Hexachloroethane | N.D. | 5.55 | 201.0 | 77.2 | 199.0 | 50.6 |



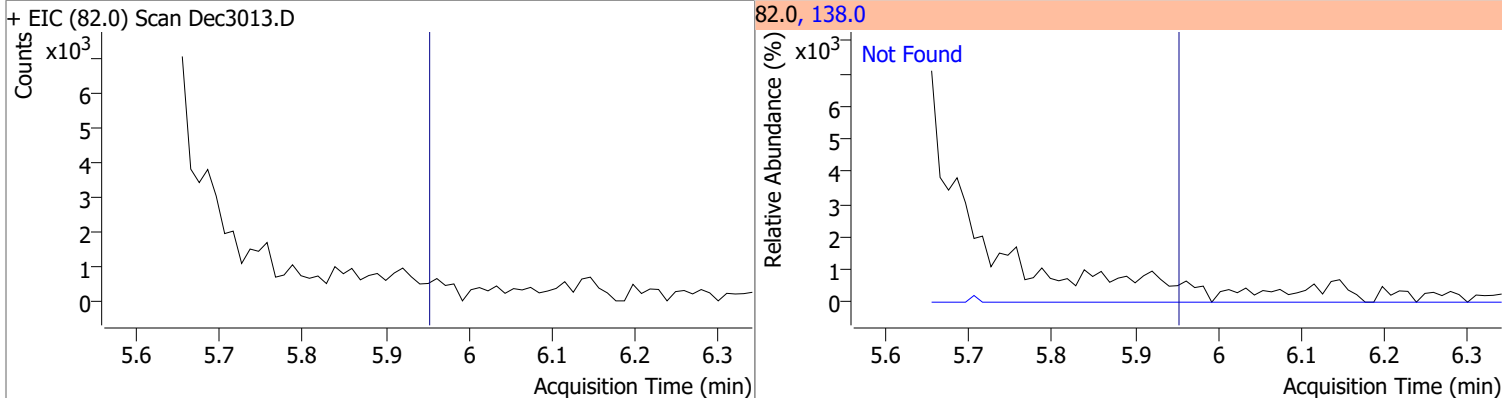
| Compound | Conc. | RT | Dev(Min) | Resp. | QIon | QRatio | Lower | Upper |
|-----------------|---------|------|----------|--------|-------|--------|-------|-------|
| Nitrobenzene-d5 | 54.2040 | 5.62 | 0.00 | 272296 | 54.0 | 92.4 | 67.5 | 125.4 |
| | | | | | 128.0 | 45.1 | 33.2 | 61.6 |



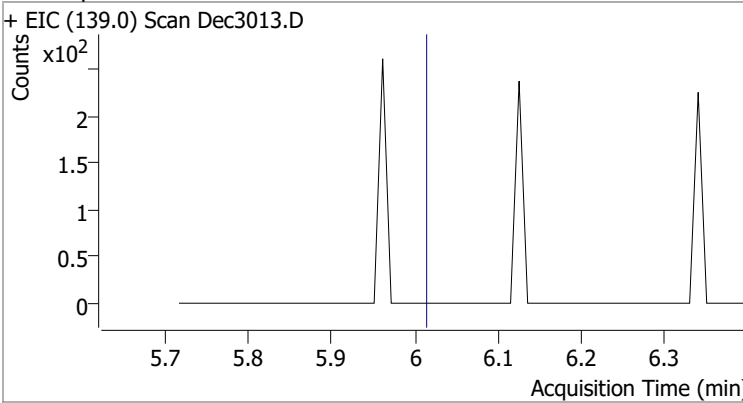
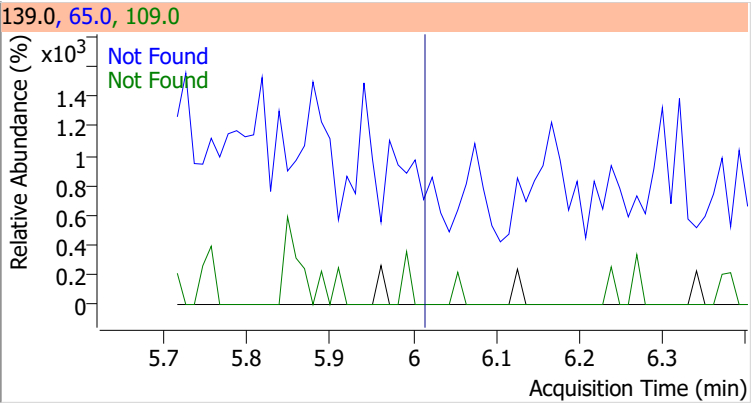
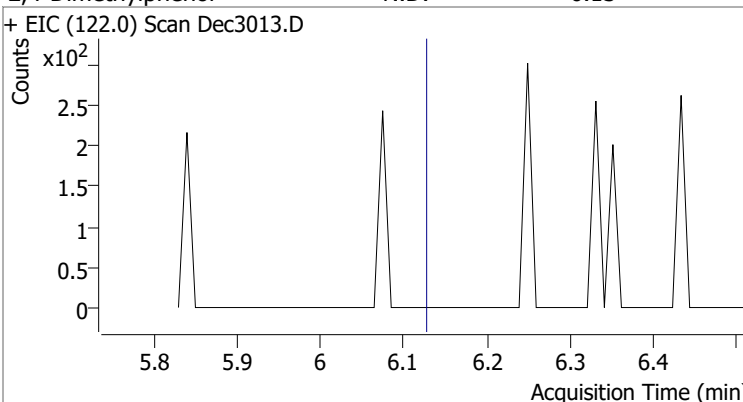
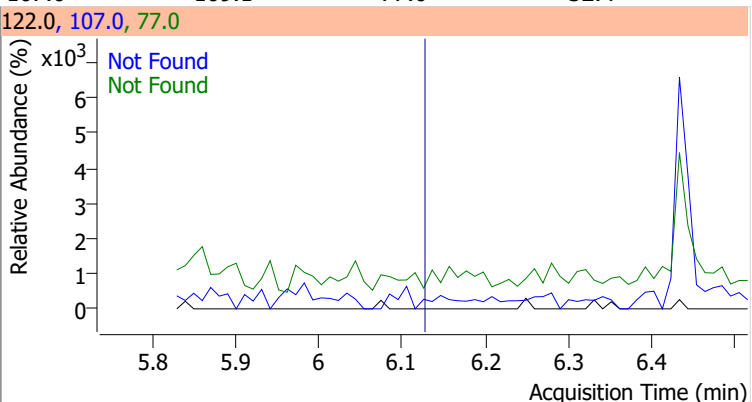
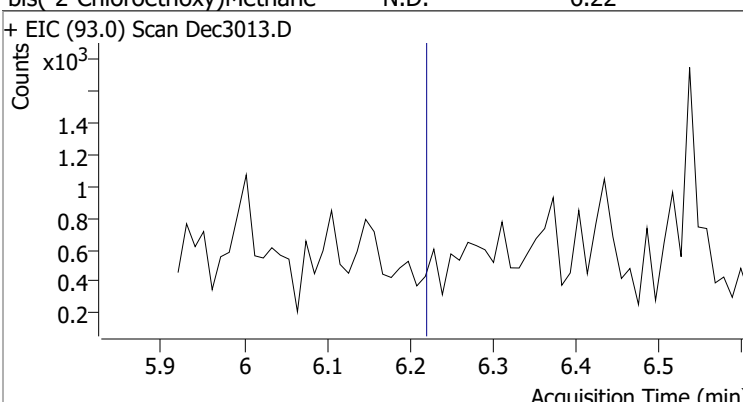
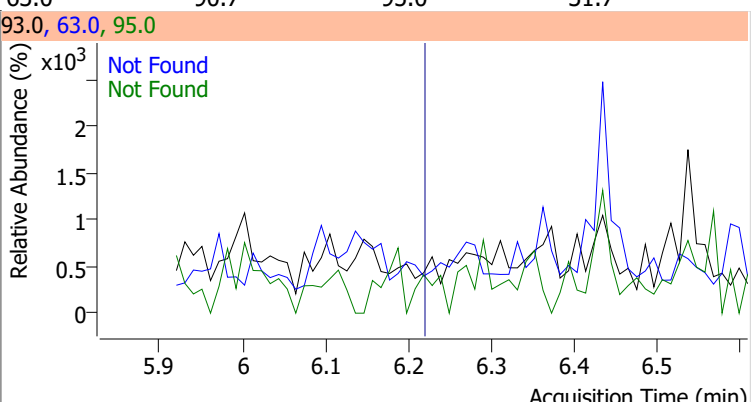
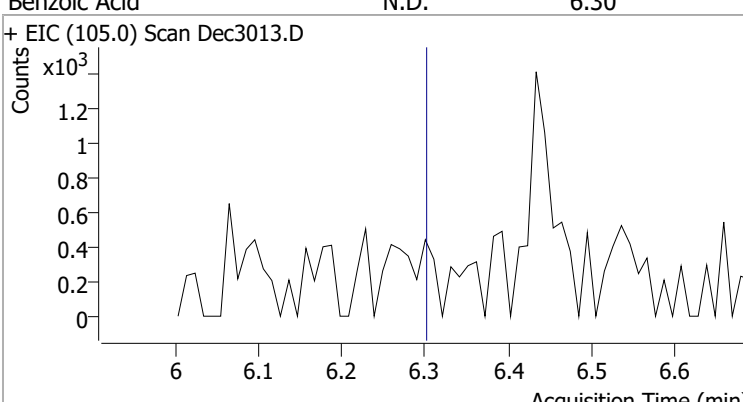
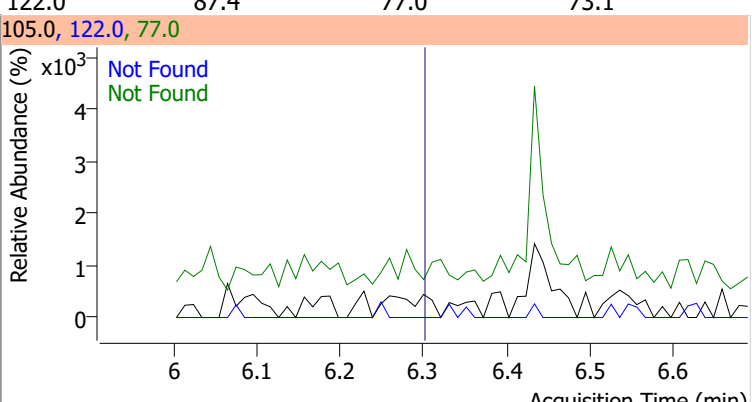
| Compound | Conc. | Exp RT | QIon | Exp Ratio | QIon | Exp Ratio |
|--------------|-------|--------|------|-----------|------|-----------|
| Nitrobenzene | N.D. | 5.64 | 77.0 | 211.4 | 51.0 | 210.3 |



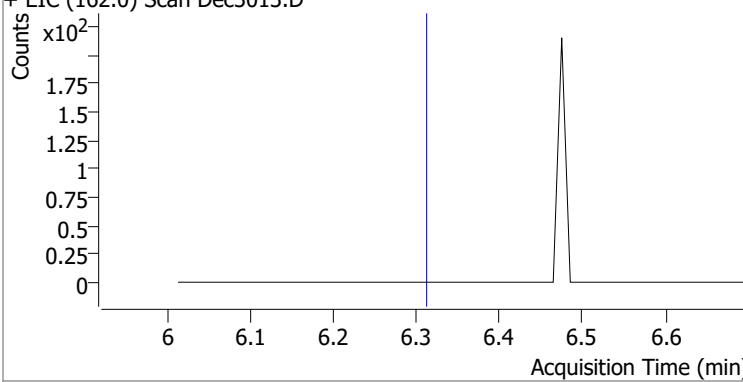
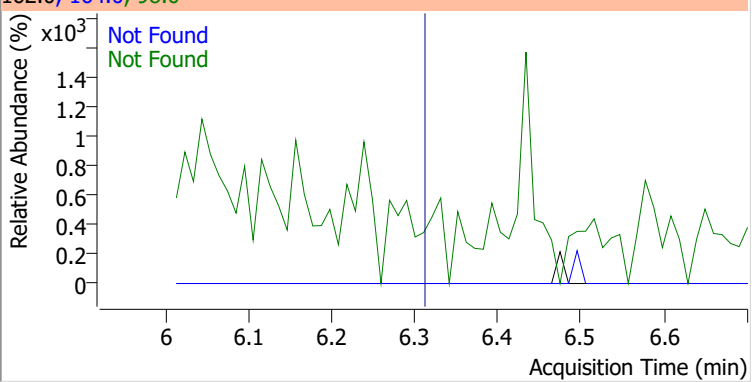
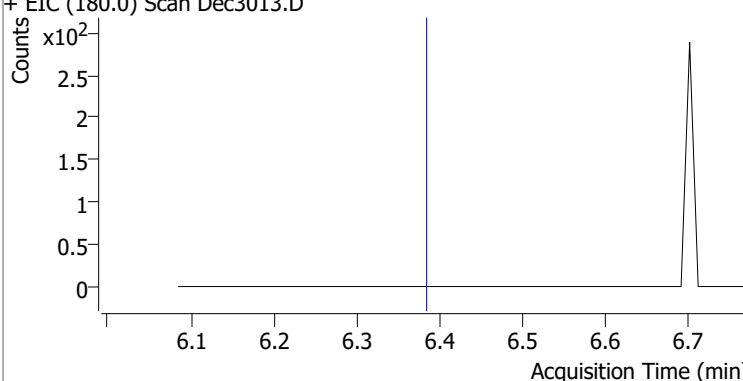
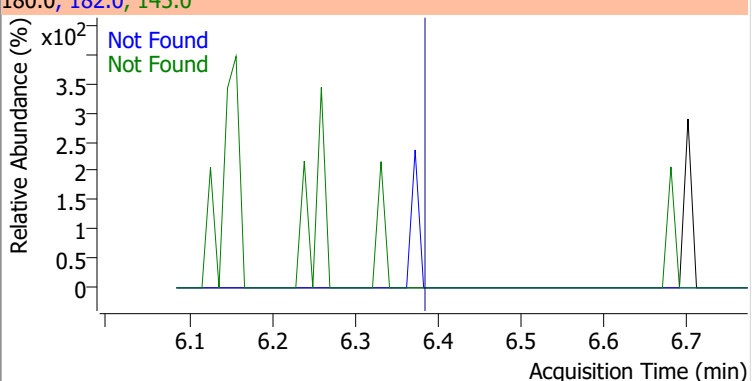
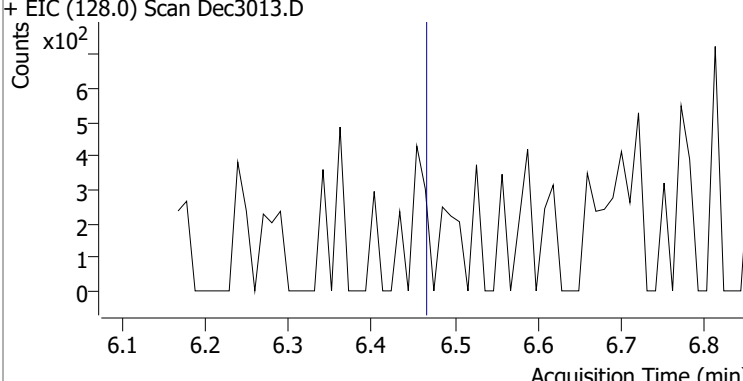
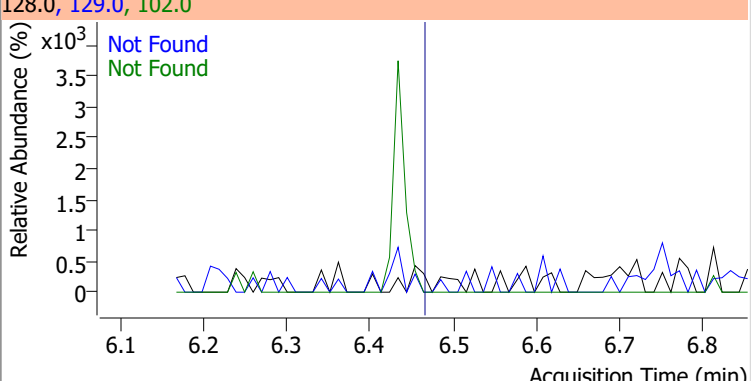
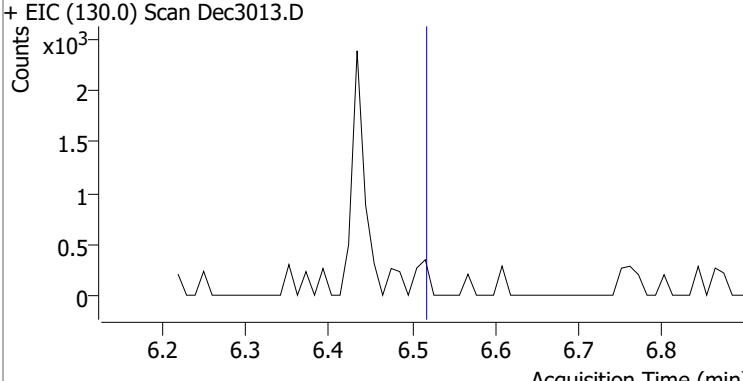
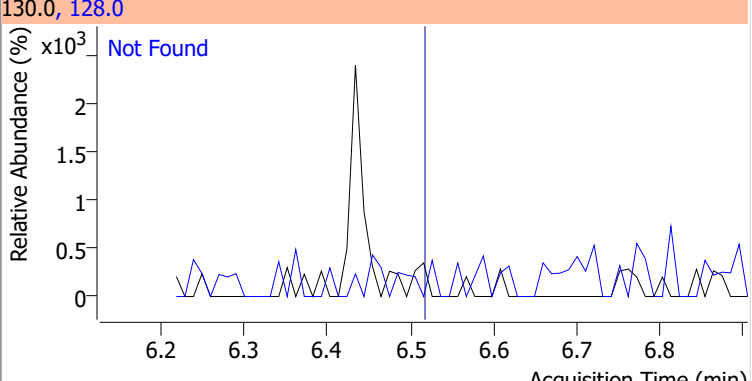
| Compound | Conc. | Exp RT | QIon | Exp Ratio |
|------------|-------|--------|-------|-----------|
| Isophorone | N.D. | 5.95 | 138.0 | 19.1 |



Quantitation Results Report (QT Reviewed)

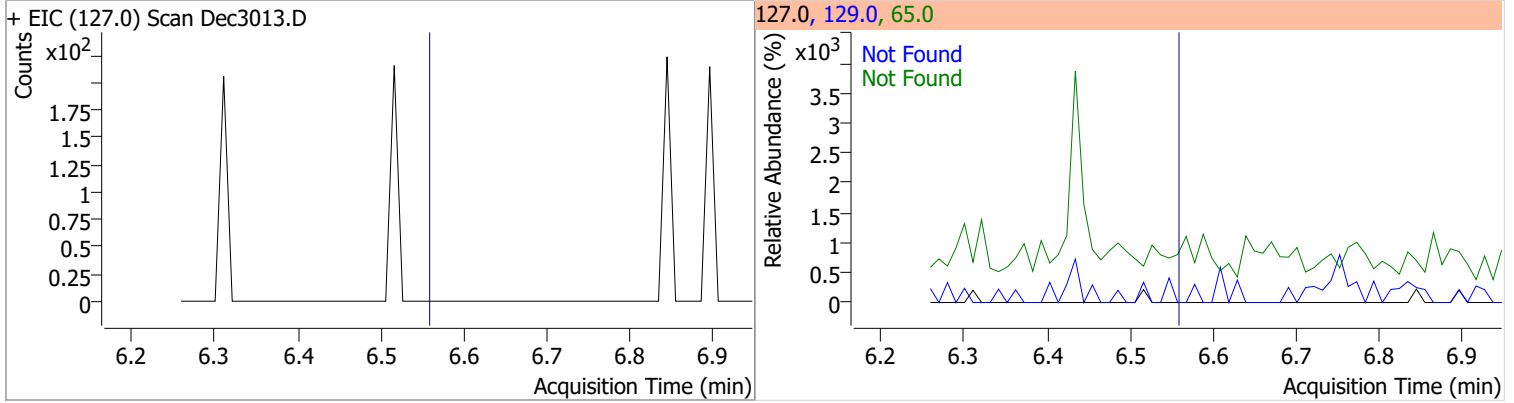
| Compound | Conc. | Exp RT | QIon | Exp Ratio | QIon | Exp Ratio |
|--|-------|--------|--|-----------|-------|-----------|
| 2-Nitrophenol | N.D. | 6.01 | 65.0 | 57.4 | 109.0 | 32.8 |
| + EIC (139.0) Scan Dec3013.D | | | 139.0, 65.0, 109.0 | | | |
|  | | |  | | | |
| 2,4-Dimethylphenol | N.D. | 6.13 | 107.0 | 109.1 | 77.0 | 32.4 |
| + EIC (122.0) Scan Dec3013.D | | | 122.0, 107.0, 77.0 | | | |
|  | | |  | | | |
| bis(-2-Chloroethoxy)Methane | N.D. | 6.22 | 63.0 | 90.7 | 95.0 | 31.7 |
| + EIC (93.0) Scan Dec3013.D | | | 93.0, 63.0, 95.0 | | | |
|  | | |  | | | |
| Benzoic Acid | N.D. | 6.30 | 122.0 | 87.4 | 77.0 | 73.1 |
| + EIC (105.0) Scan Dec3013.D | | | 105.0, 122.0, 77.0 | | | |
|  | | |  | | | |

Quantitation Results Report (QT Reviewed)

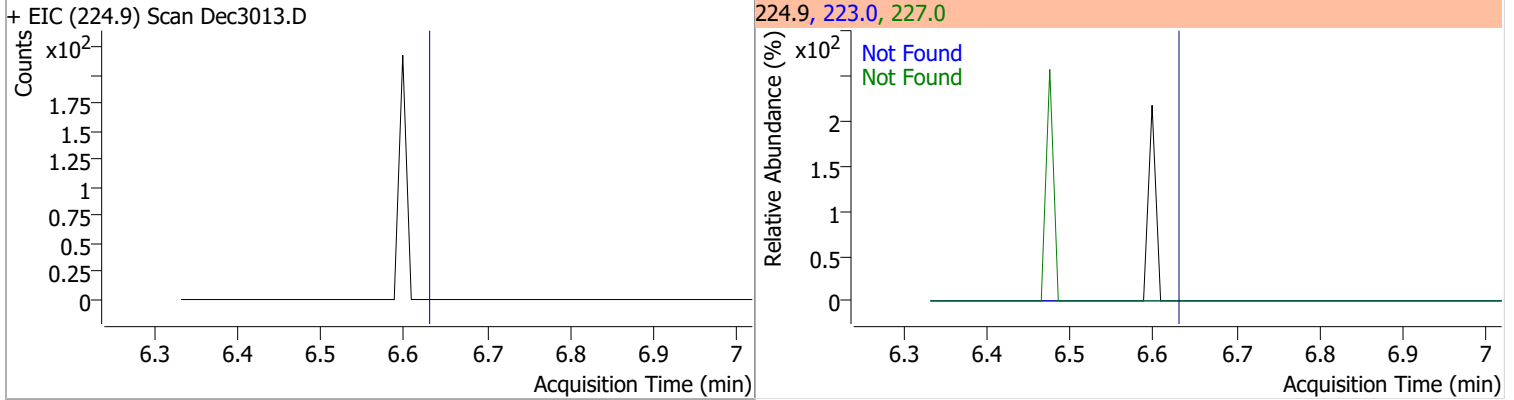
| Compound | Conc. | Exp RT | QIon | Exp Ratio | QIon | Exp Ratio |
|--|-------|--------|--|-----------|-------|-----------|
| 2,4-Dichlorophenol | N.D. | 6.31 | 164.0 | 62.0 | 98.0 | 32.4 |
| + EIC (162.0) Scan Dec3013.D | | | 162.0, 164.0, 98.0 | | | |
|  | | |  | | | |
| 1,2,4-Trichlorobenzene | N.D. | 6.38 | 182.0 | 94.1 | 145.0 | 30.4 |
| + EIC (180.0) Scan Dec3013.D | | | 180.0, 182.0, 145.0 | | | |
|  | | |  | | | |
| Naphthalene | N.D. | 6.46 | 129.0 | 10.9 | 102.0 | 9.3 |
| + EIC (128.0) Scan Dec3013.D | | | 128.0, 129.0, 102.0 | | | |
|  | | |  | | | |
| 4-Chlorophenol | N.D. | 6.52 | 128.0 | 309.7 | | |
| + EIC (130.0) Scan Dec3013.D | | | 130.0, 128.0 | | | |
|  | | |  | | | |

Quantitation Results Report (QT Reviewed)

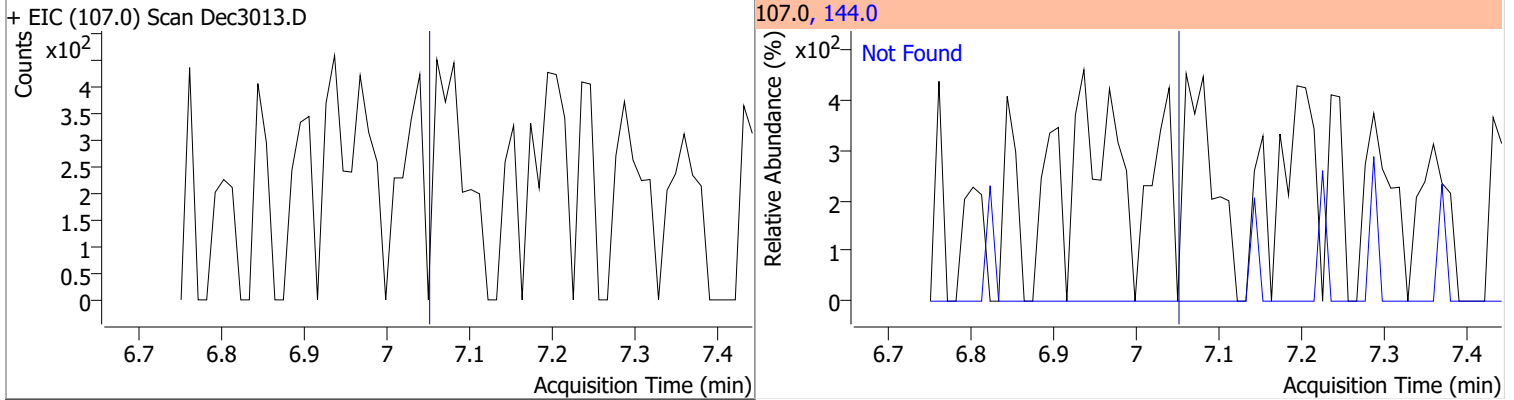
| Compound | Conc. | Exp RT | QIon | Exp Ratio | QIon | Exp Ratio |
|-----------------|-------|--------|------|-----------|-------|-----------|
| p-Chloroaniline | N.D. | 6.56 | 65.0 | 37.5 | 129.0 | 29.2 |



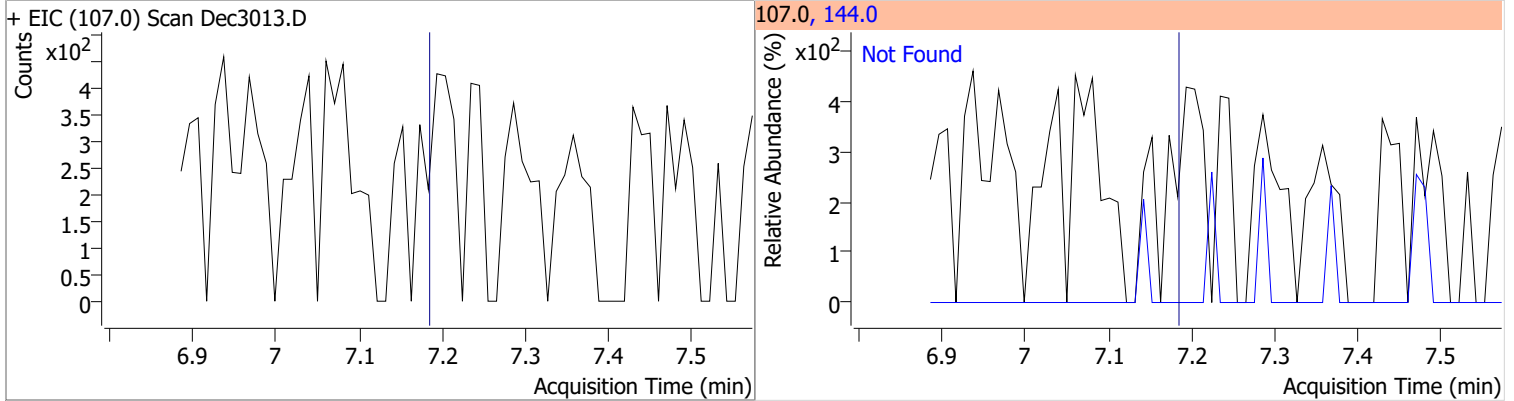
| Compound | Conc. | Exp RT | QIon | Exp Ratio | QIon | Exp Ratio |
|---------------------|-------|--------|-------|-----------|-------|-----------|
| Hexachlorobutadiene | N.D. | 6.63 | 227.0 | 66.6 | 223.0 | 60.8 |



| Compound | Conc. | Exp RT | QIon | Exp Ratio |
|-------------------------|-------|--------|-------|-----------|
| 4-Chloro-2-Methylphenol | N.D. | 7.05 | 144.0 | 26.6 |

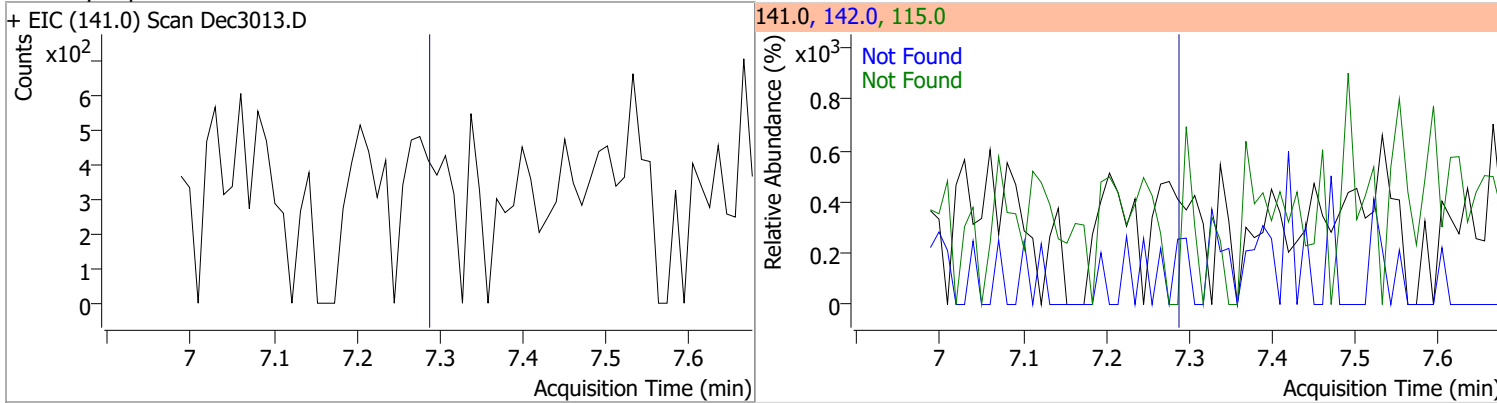


| Compound | Conc. | Exp RT | QIon | Exp Ratio |
|-------------------------|-------|--------|-------|-----------|
| 4-Chloro-3-Methylphenol | N.D. | 7.18 | 144.0 | 27.6 |

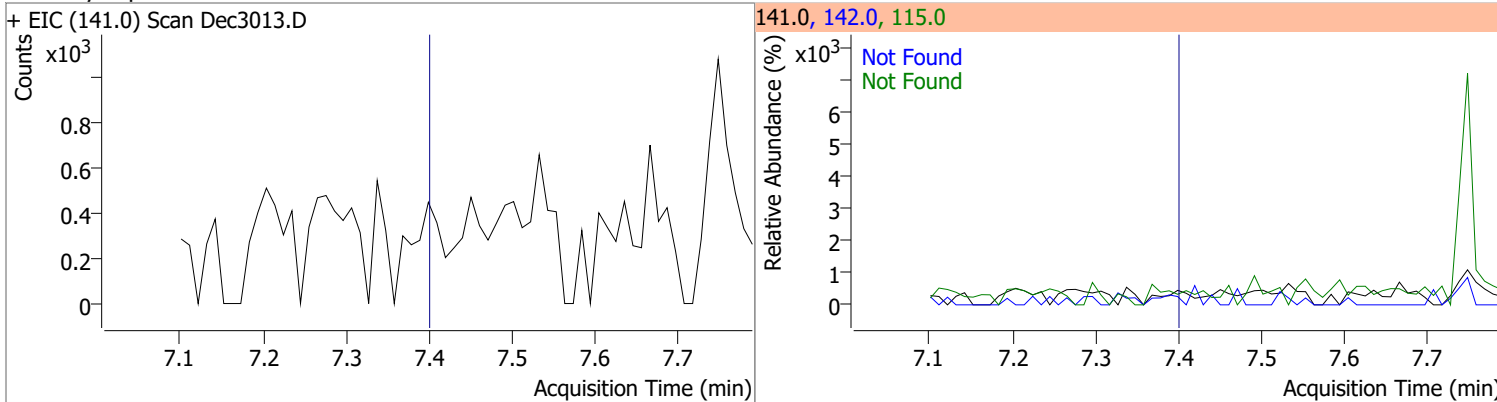


Quantitation Results Report (QT Reviewed)

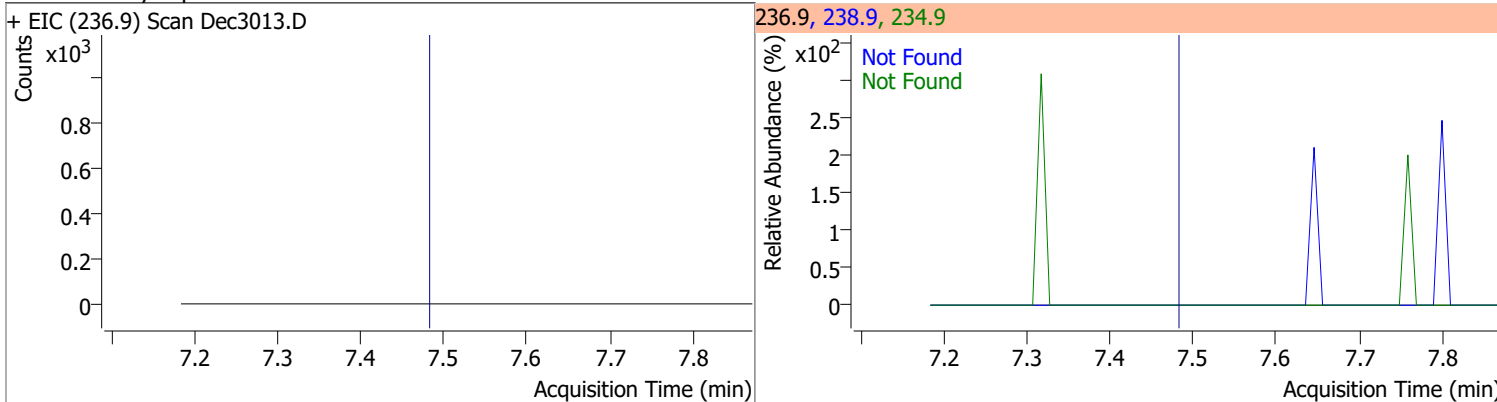
| Compound | Conc. | Exp RT | QIon | Exp Ratio | QIon | Exp Ratio |
|---------------------|-------|--------|-------|-----------|-------|-----------|
| 2-Methylnaphthalene | N.D. | 7.29 | 142.0 | 114.8 | 115.0 | 42.0 |



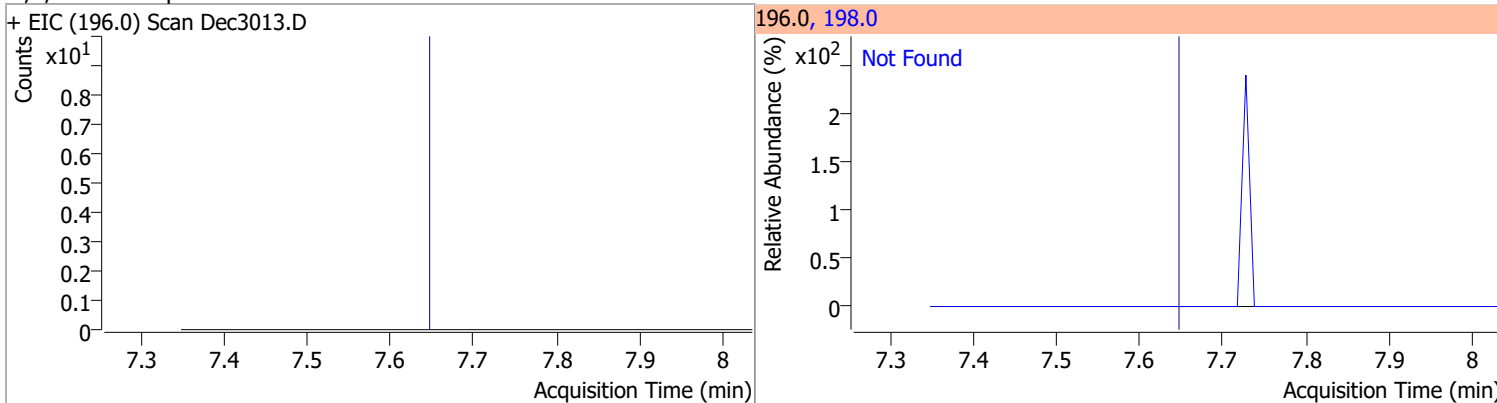
| Compound | Conc. | Exp RT | QIon | Exp Ratio | QIon | Exp Ratio |
|---------------------|-------|--------|-------|-----------|-------|-----------|
| 1-Methylnaphthalene | N.D. | 7.40 | 142.0 | 111.0 | 115.0 | 42.5 |



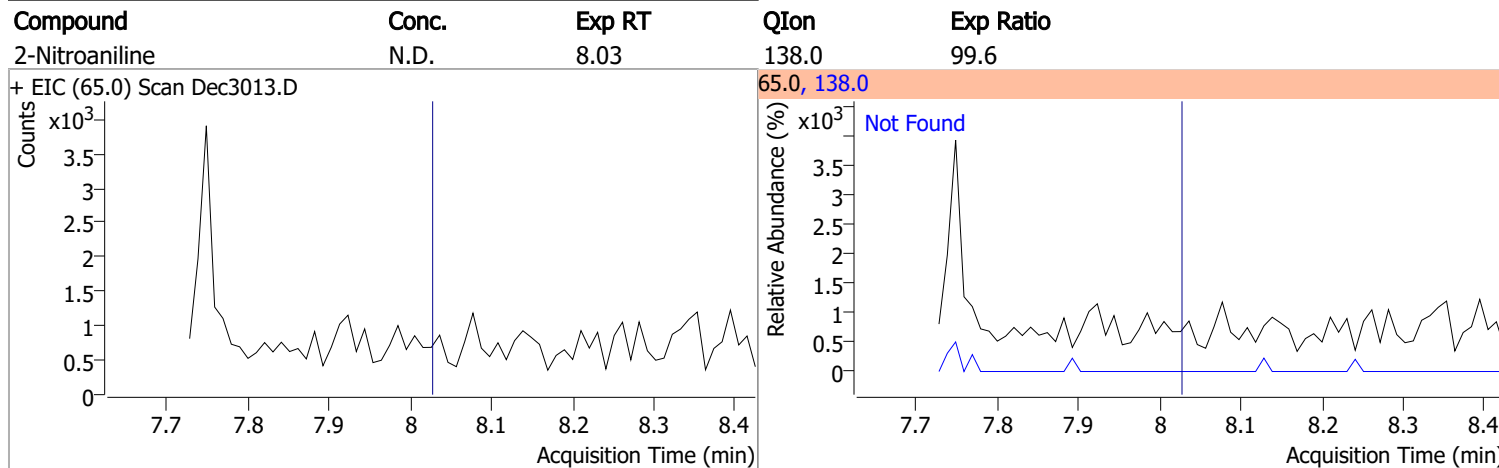
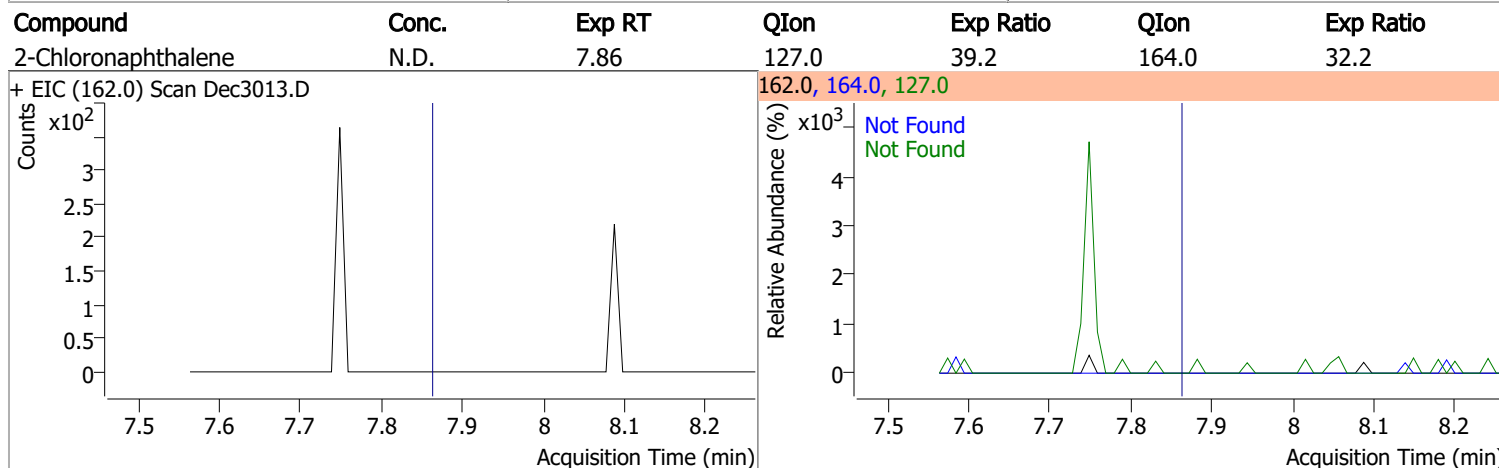
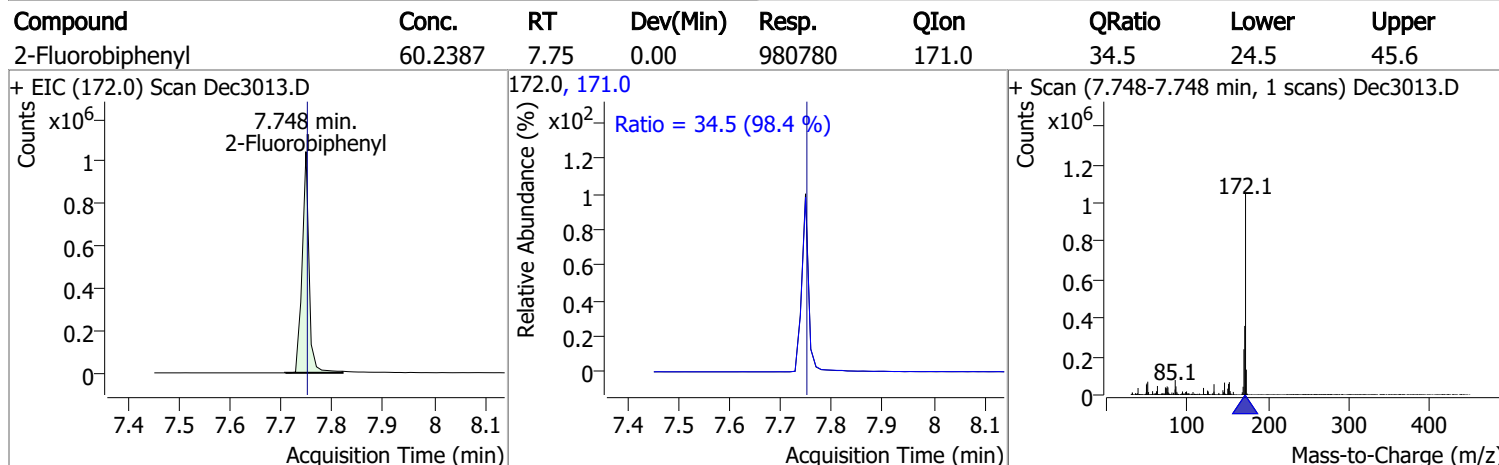
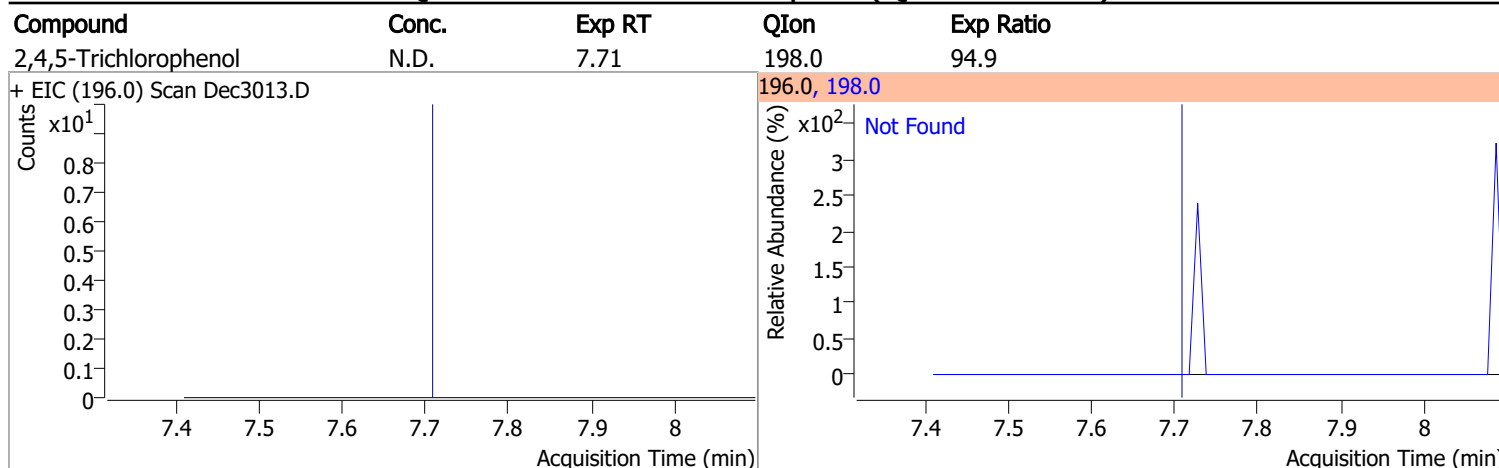
| Compound | Conc. | Exp RT | QIon | Exp Ratio | QIon | Exp Ratio |
|---------------------------|-------|--------|-------|-----------|-------|-----------|
| Hexachlorocyclopentadiene | N.D. | 7.48 | 234.9 | 64.7 | 238.9 | 64.1 |



| Compound | Conc. | Exp RT | QIon | Exp Ratio |
|-----------------------|-------|--------|-------|-----------|
| 2,4,6-Trichlorophenol | N.D. | 7.65 | 198.0 | 94.4 |

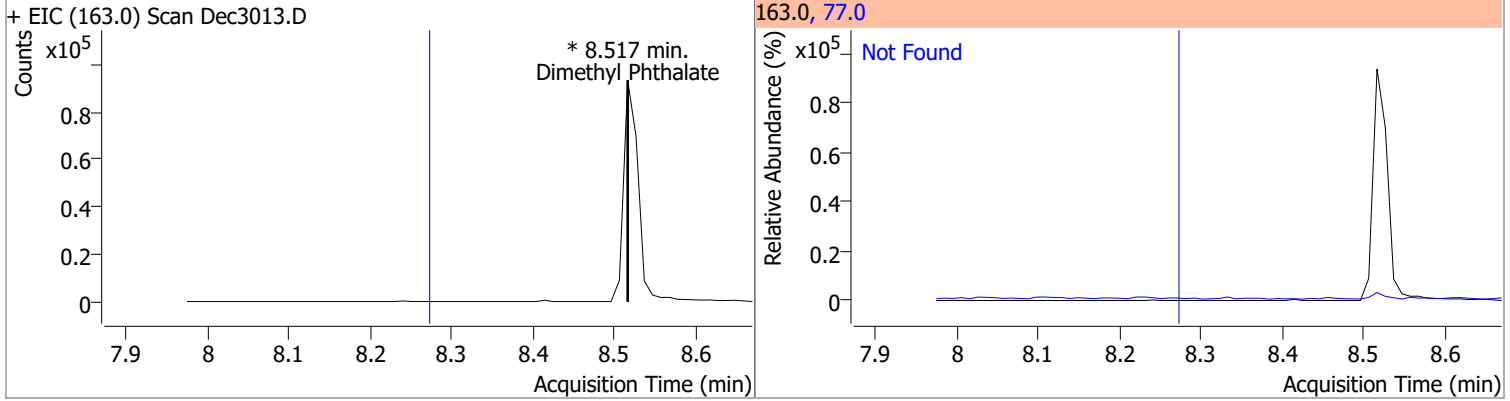


Quantitation Results Report (QT Reviewed)

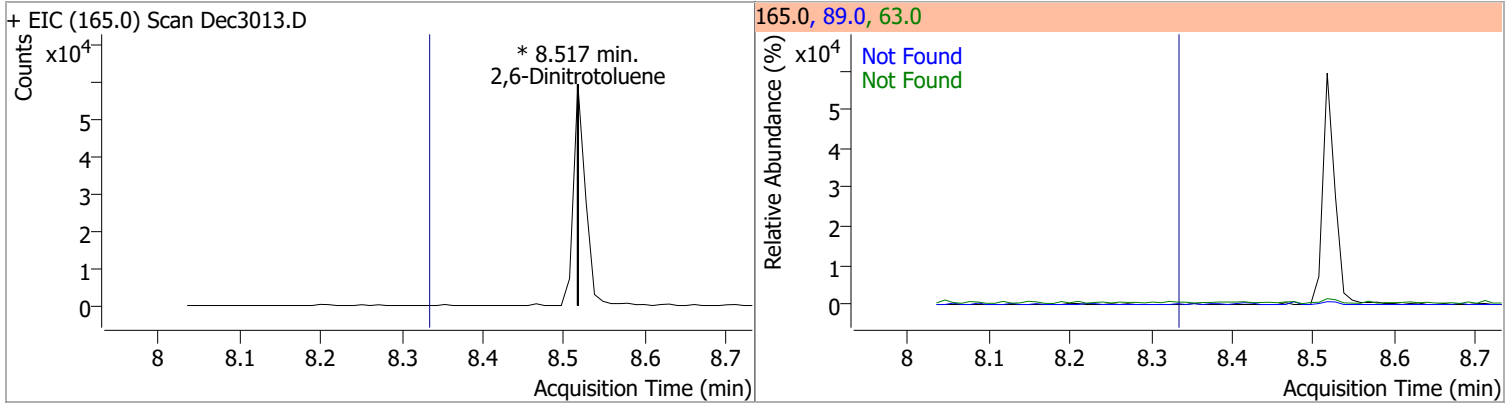


Quantitation Results Report (QT Reviewed)

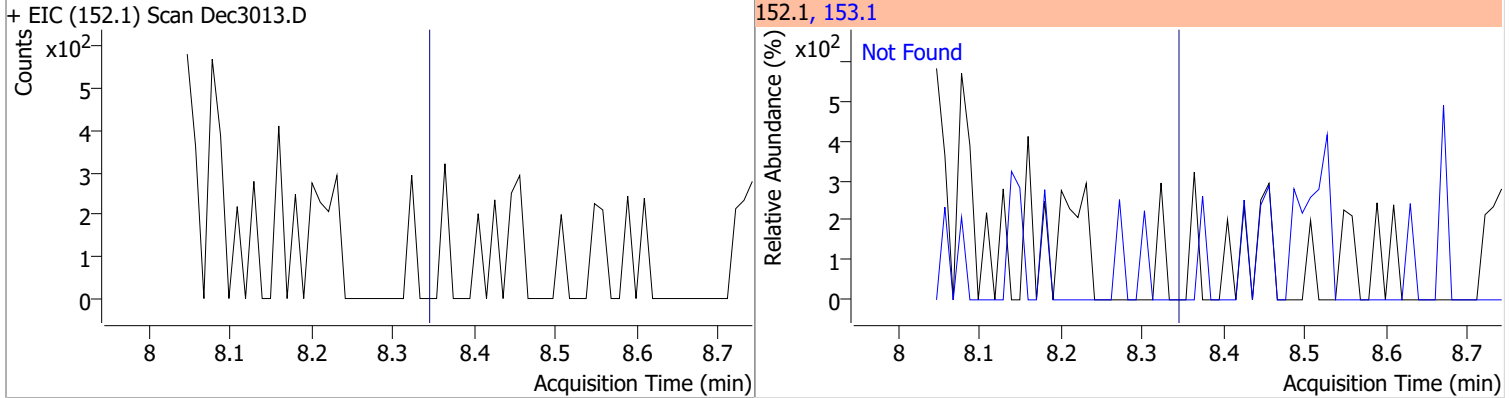
| Compound | Conc. | RT | Dev(Min) | Resp. | QIon | QRatio | Lower | Upper |
|--------------------|-------|----|----------|-------|------|--------|-------|-------|
| Dimethyl Phthalate | 0 | 0 | | 0 | 77.0 | | 15.1 | 28.0 |



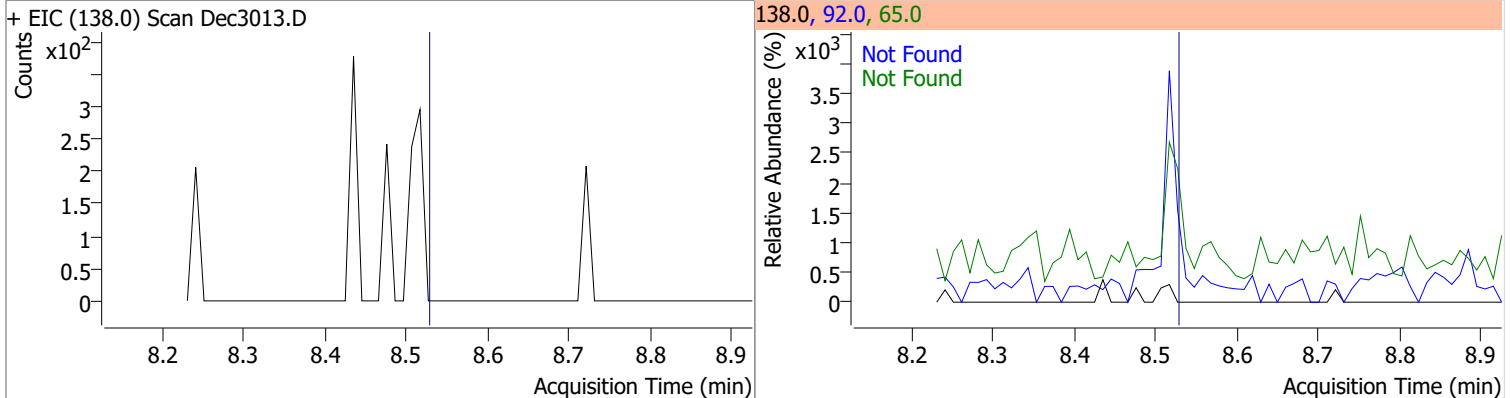
| Compound | Conc. | RT | Dev(Min) | Resp. | QIon | QRatio | Lower | Upper |
|--------------------|-------|----|----------|-------|--------------|--------|---------------|---------------|
| 2,6-Dinitrotoluene | 0 | 0 | | 0 | 63.0 89.0 | | 135.1 47.4 | 250.9 88.1 |



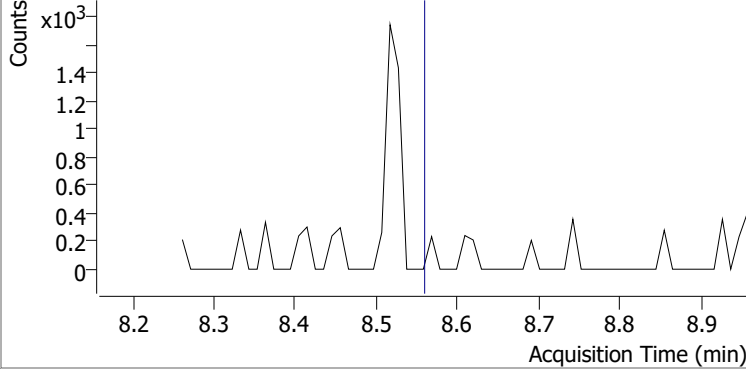
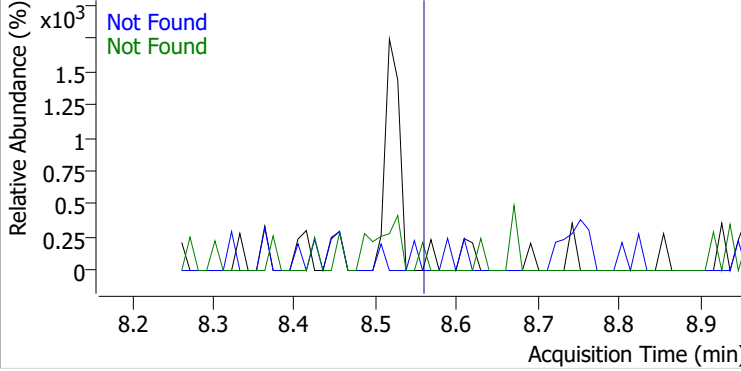
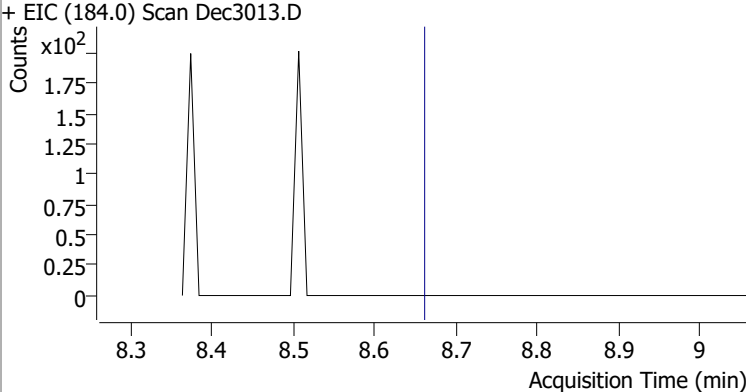
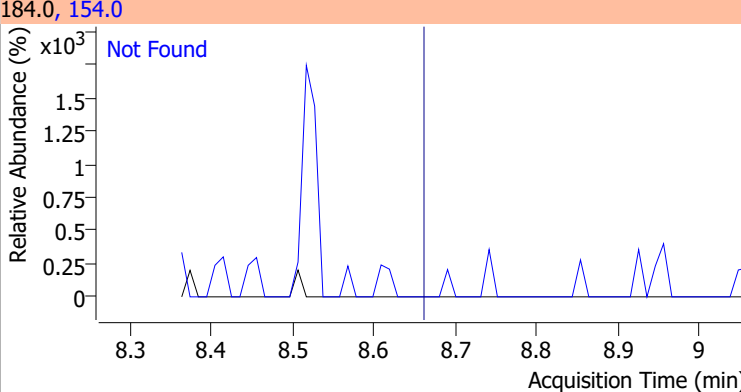
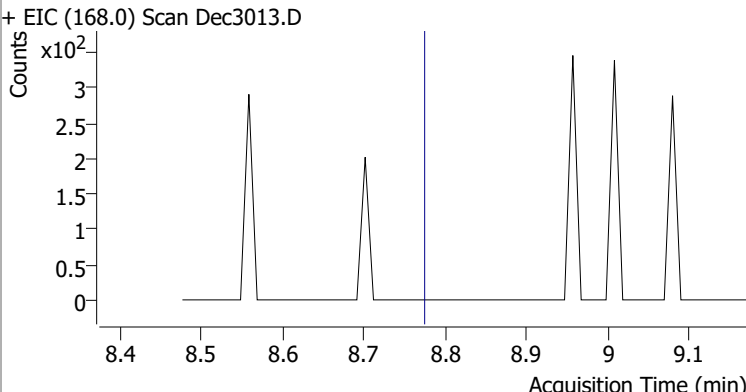
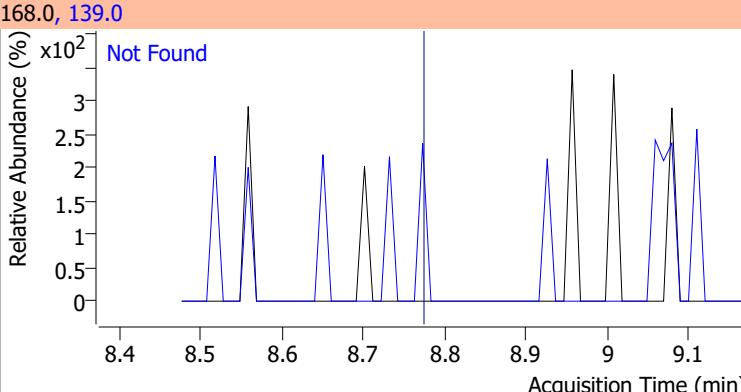
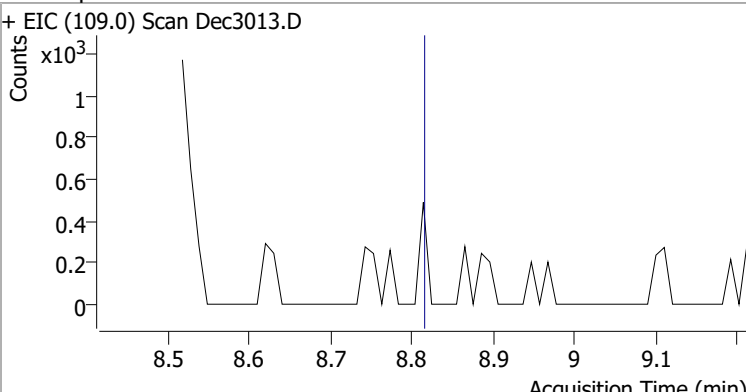
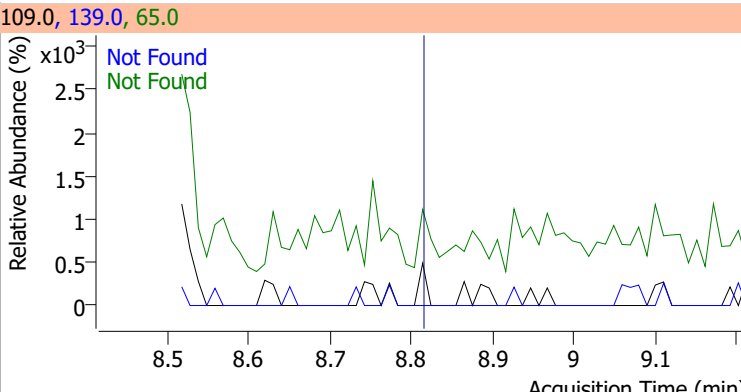
| Compound | Conc. | Exp RT | QIon | Exp Ratio |
|----------------|-------|--------|-------|-----------|
| Acenaphthylene | N.D. | 8.34 | 153.1 | 13.9 |



| Compound | Conc. | Exp RT | QIon | Exp Ratio | QIon | Exp Ratio |
|----------------|-------|--------|------|-----------|------|-----------|
| 3-Nitroaniline | N.D. | 8.53 | 65.0 | 157.8 | 92.0 | 118.6 |

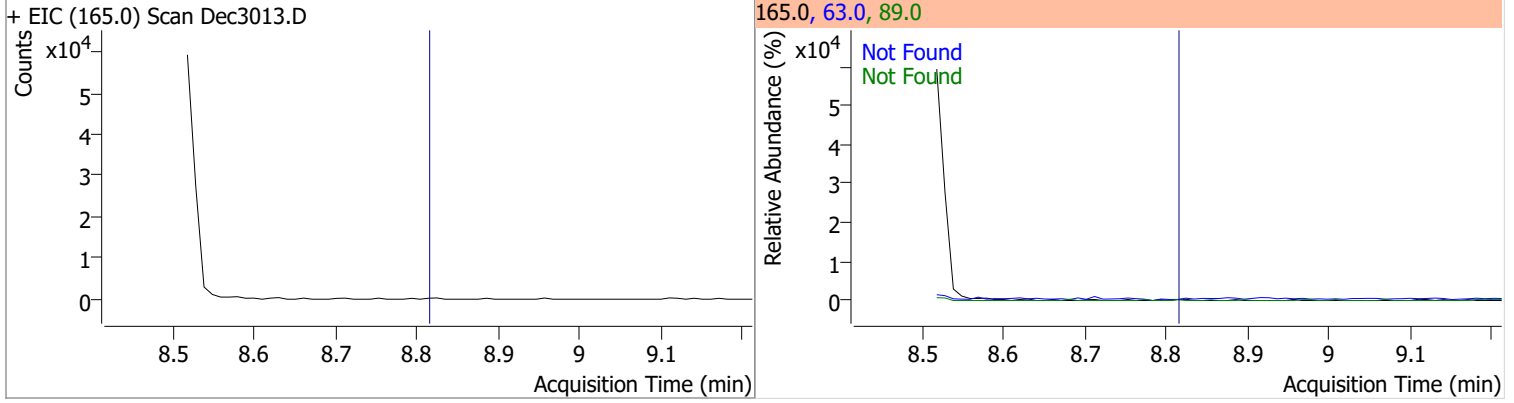


Quantitation Results Report (QT Reviewed)

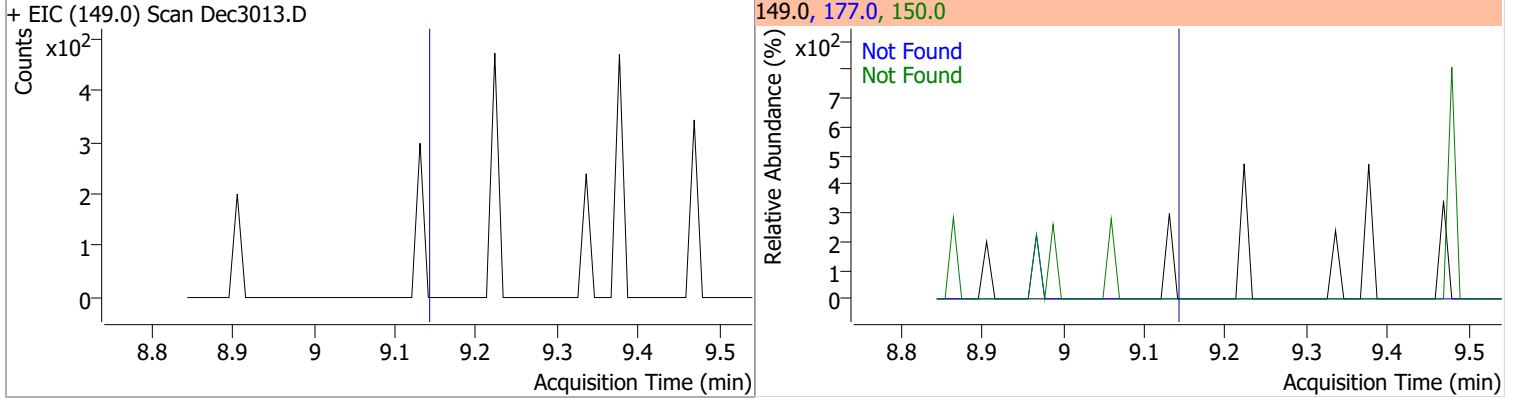
| Compound | Conc. | Exp RT | QIon | Exp Ratio | QIon | Exp Ratio |
|--|-------|--------|--|-----------|-------|-----------|
| Acenaphthene | N.D. | 8.56 | 153.0 | 109.6 | 152.0 | 52.7 |
| + EIC (154.0) Scan Dec3013.D | | | 154.0, 152.0, 153.0 | | | |
|  | | |  | | | |
| 2,4-Dinitrophenol | N.D. | 8.66 | 154.0 | 55.5 | | |
| + EIC (184.0) Scan Dec3013.D | | | 184.0, 154.0 | | | |
|  | | |  | | | |
| Dibenzofuran | N.D. | 8.77 | 139.0 | 38.2 | | |
| + EIC (168.0) Scan Dec3013.D | | | 168.0, 139.0 | | | |
|  | | |  | | | |
| 4-Nitrophenol | N.D. | 8.81 | 65.0 | 85.8 | 139.0 | 70.9 |
| + EIC (109.0) Scan Dec3013.D | | | 109.0, 139.0, 65.0 | | | |
|  | | |  | | | |

Quantitation Results Report (QT Reviewed)

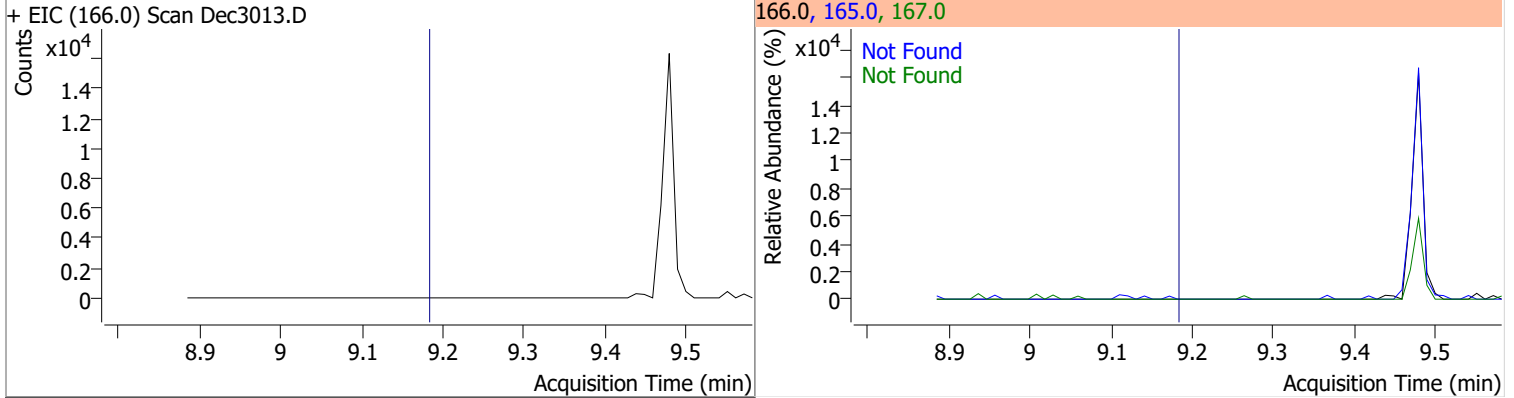
| Compound | Conc. | Exp RT | QIon | Exp Ratio | QIon | Exp Ratio |
|--------------------|-------|--------|------|-----------|------|-----------|
| 2,4-Dinitrotoluene | N.D. | 8.81 | 63.0 | 89.4 | 89.0 | 79.1 |



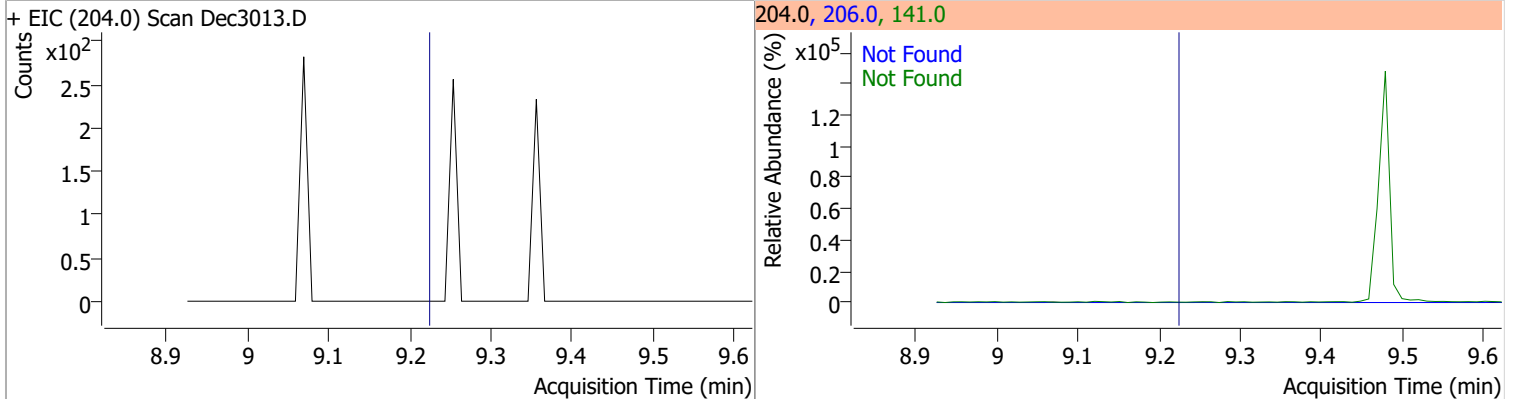
| Compound | Conc. | Exp RT | QIon | Exp Ratio | QIon | Exp Ratio |
|------------------|-------|--------|-------|-----------|-------|-----------|
| Diethylphthalate | N.D. | 9.14 | 177.0 | 19.4 | 150.0 | 12.3 |



| Compound | Conc. | Exp RT | QIon | Exp Ratio | QIon | Exp Ratio |
|----------|-------|--------|-------|-----------|-------|-----------|
| Fluorene | N.D. | 9.18 | 165.0 | 88.8 | 167.0 | 12.9 |



| Compound | Conc. | Exp RT | QIon | Exp Ratio | QIon | Exp Ratio |
|----------------------------|-------|--------|-------|-----------|-------|-----------|
| 4-Chlorophenyl-phenylether | N.D. | 9.22 | 141.0 | 65.7 | 206.0 | 32.4 |

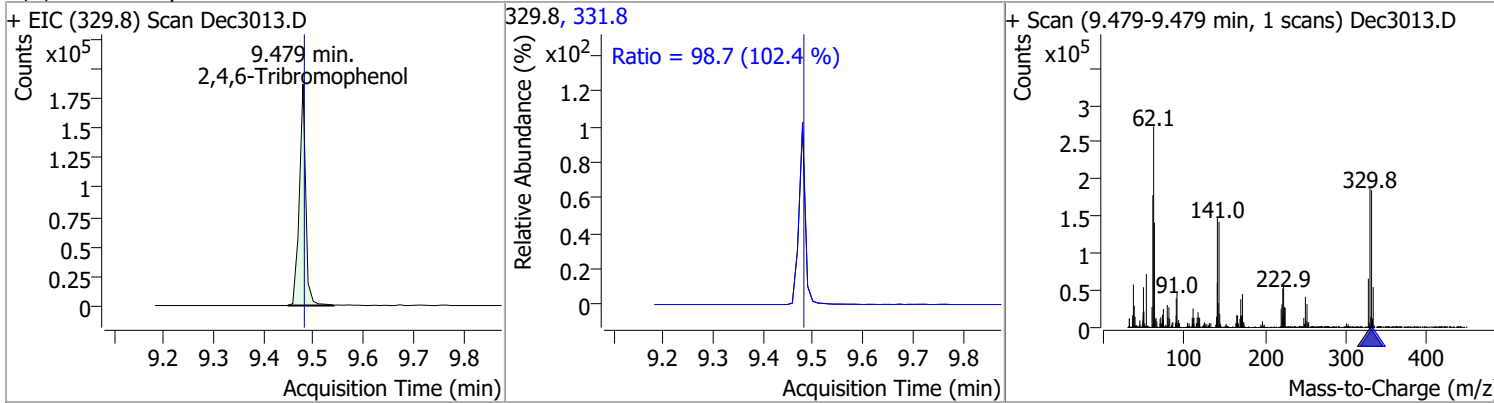


Quantitation Results Report (QT Reviewed)

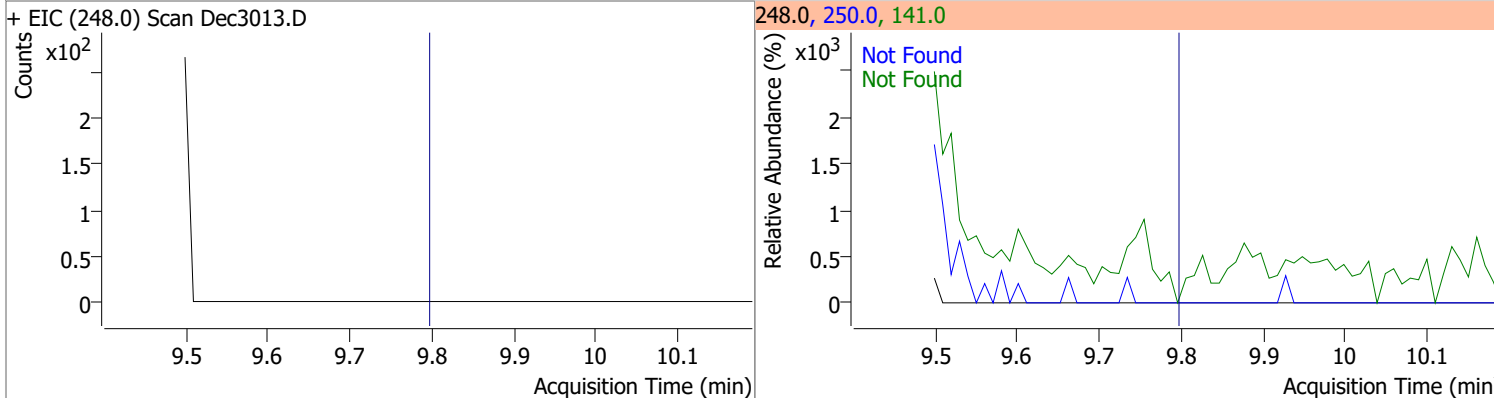
| Compound | Conc. | Exp RT | QIon | Exp Ratio | QIon | Exp Ratio |
|------------------------------|-------|--------|---------------------|-----------|-------|-----------|
| 4-Nitroaniline | N.D. | 9.27 | 65.0 | 131.3 | 92.0 | 49.5 |
| + EIC (138.0) Scan Dec3013.D | | | 138.0, 65.0, 92.0 | | | |
| | | | | | | |
| 4,6-Dinitro-2-methylphenol | N.D. | 9.29 | 121.0 | 52.9 | | |
| + EIC (198.0) Scan Dec3013.D | | | 198.0, 121.0 | | | |
| | | | | | | |
| N-nitrosodiphenylamine | N.D. | 9.38 | 168.0 | 66.6 | 167.0 | 35.0 |
| + EIC (169.0) Scan Dec3013.D | | | 169.0, 167.0, 168.0 | | | |
| | | | | | | |
| Azobenzene | N.D. | 9.41 | 51.0 | 49.7 | 182.0 | 23.1 |
| + EIC (77.0) Scan Dec3013.D | | | 77.0, 51.0, 182.0 | | | |
| | | | | | | |

Quantitation Results Report (QT Reviewed)

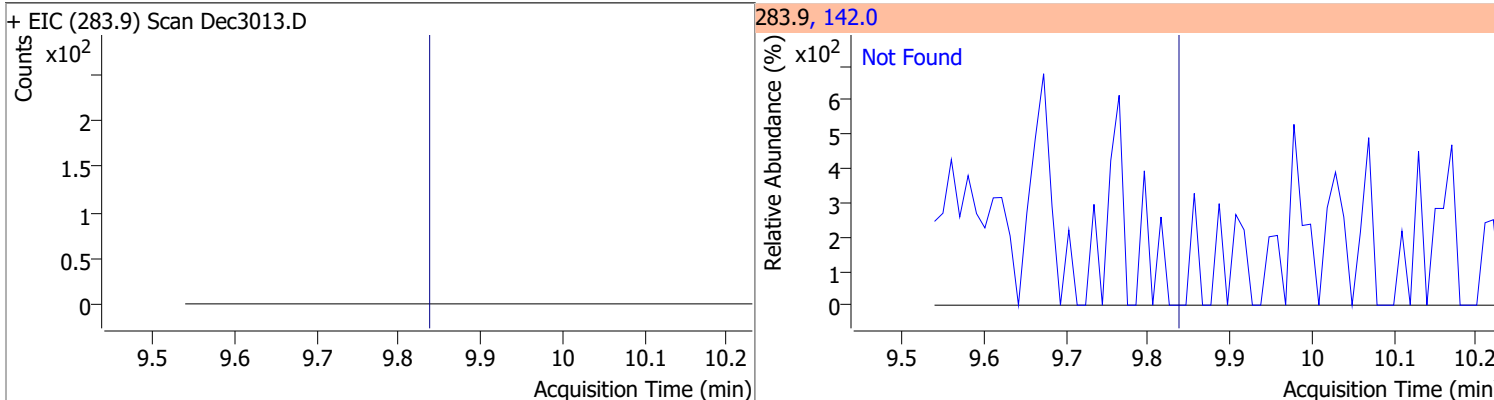
| Compound | Conc. | RT | Dev(Min) | Resp. | QIon | QRatio | Lower | Upper |
|----------------------|----------|------|----------|--------|-------|--------|-------|-------|
| 2,4,6-Tribromophenol | 202.9411 | 9.48 | 0.00 | 166960 | 331.8 | 98.7 | 67.5 | 125.3 |



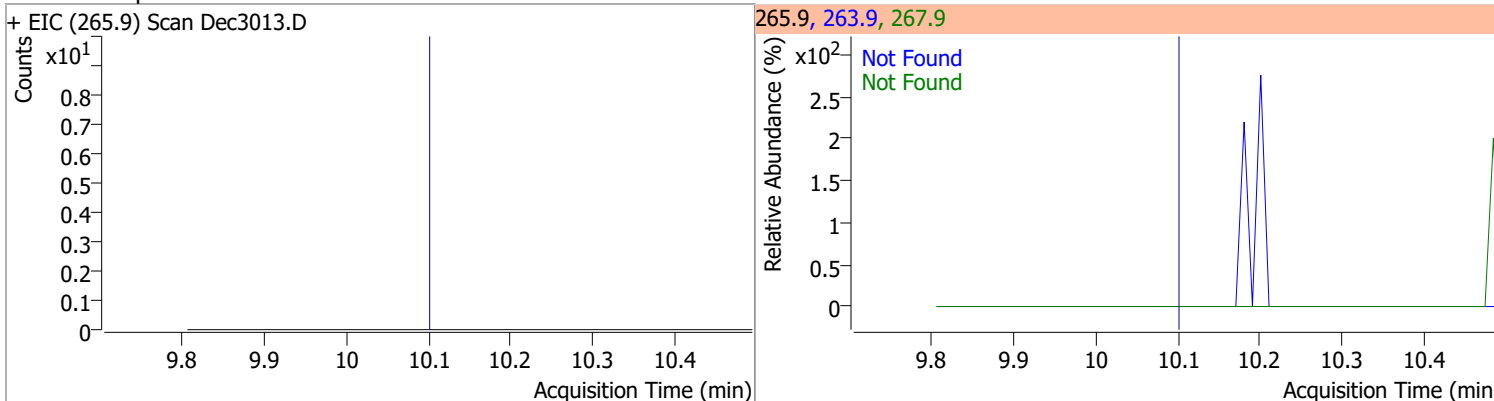
| Compound | Conc. | Exp RT | QIon | Exp Ratio | QIon | Exp Ratio |
|---------------------------|-------|--------|-------|-----------|-------|-----------|
| 4-Bromophenyl-phenylether | N.D. | 9.80 | 141.0 | 109.8 | 250.0 | 97.9 |



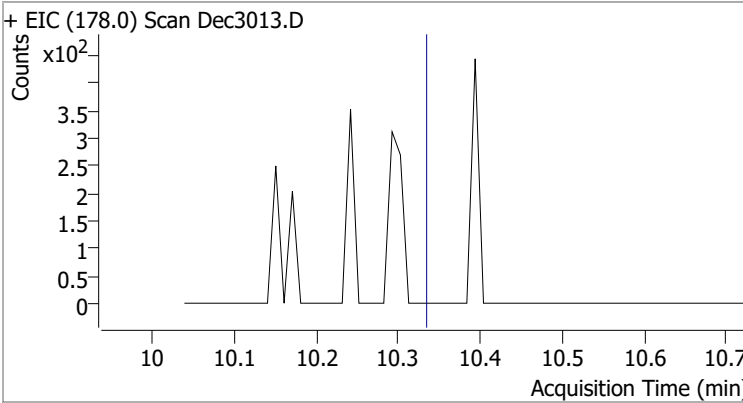
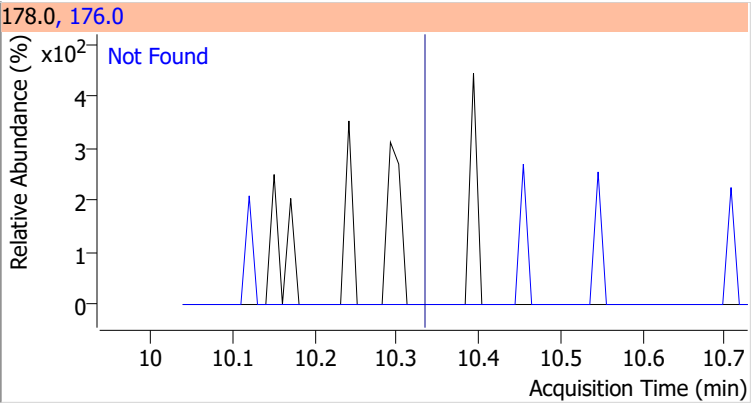
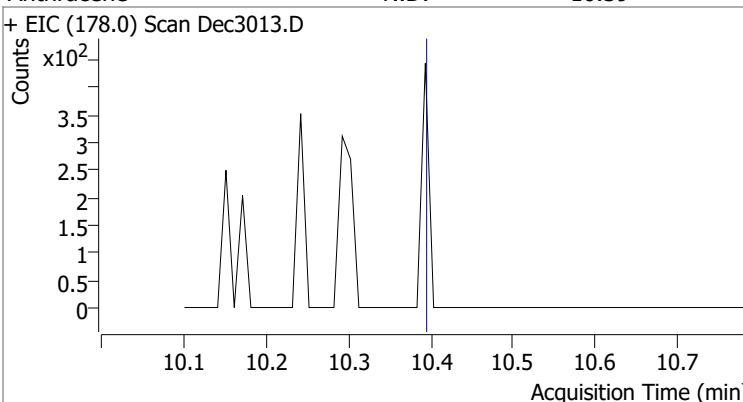
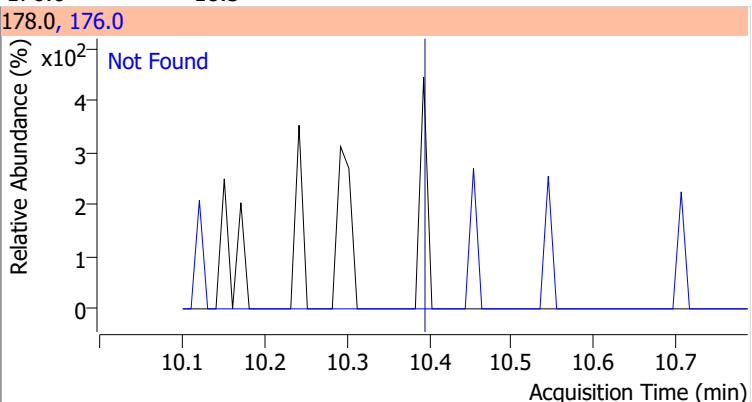
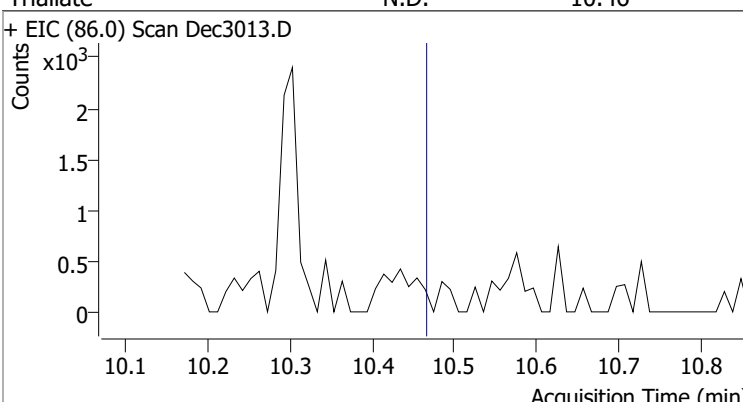
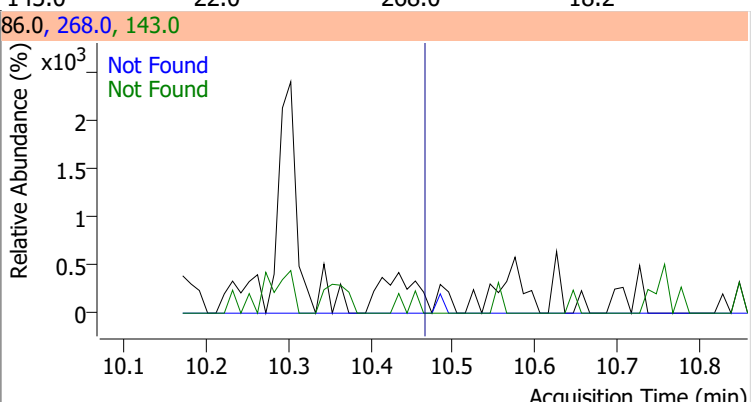
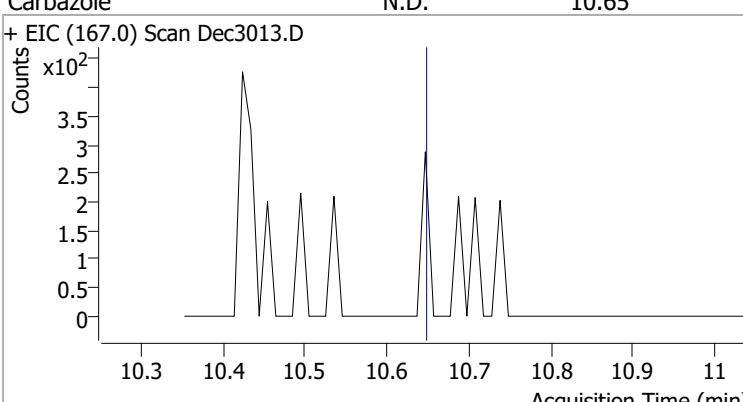
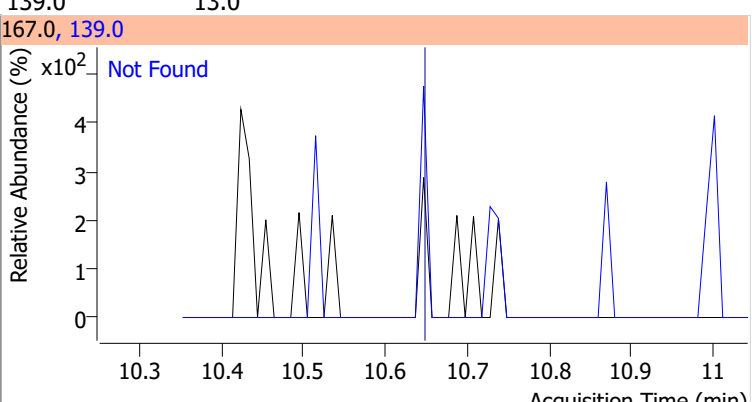
| Compound | Conc. | Exp RT | QIon | Exp Ratio | QIon | Exp Ratio |
|-------------------|-------|--------|-------|-----------|------|-----------|
| Hexachlorobenzene | N.D. | 9.84 | 142.0 | 64.6 | | |



| Compound | Conc. | Exp RT | QIon | Exp Ratio | QIon | Exp Ratio |
|-------------------|-------|--------|-------|-----------|-------|-----------|
| Pentachlorophenol | N.D. | 10.10 | 263.9 | 62.0 | 267.9 | 61.9 |

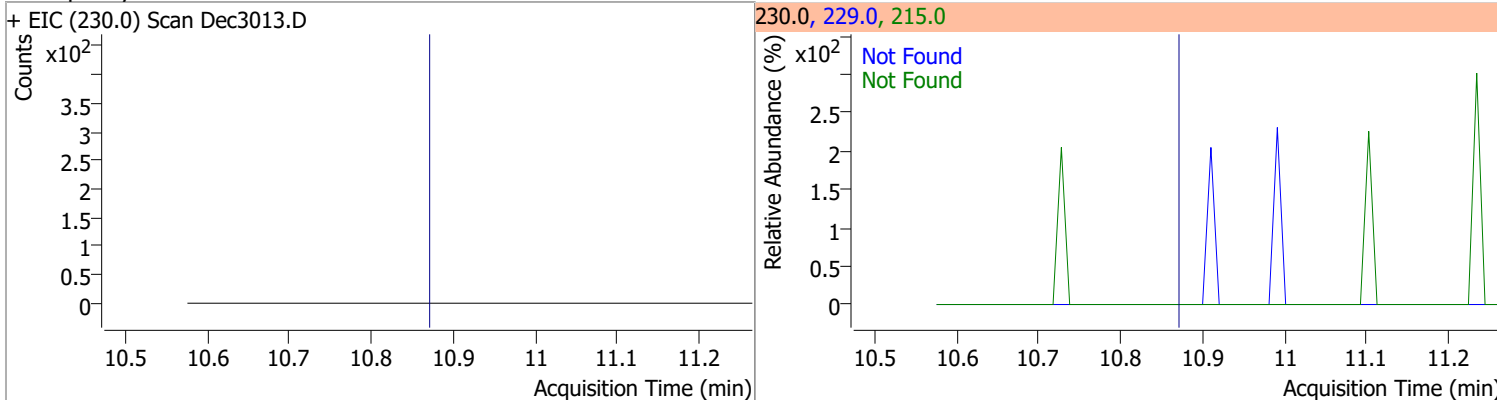


Quantitation Results Report (QT Reviewed)

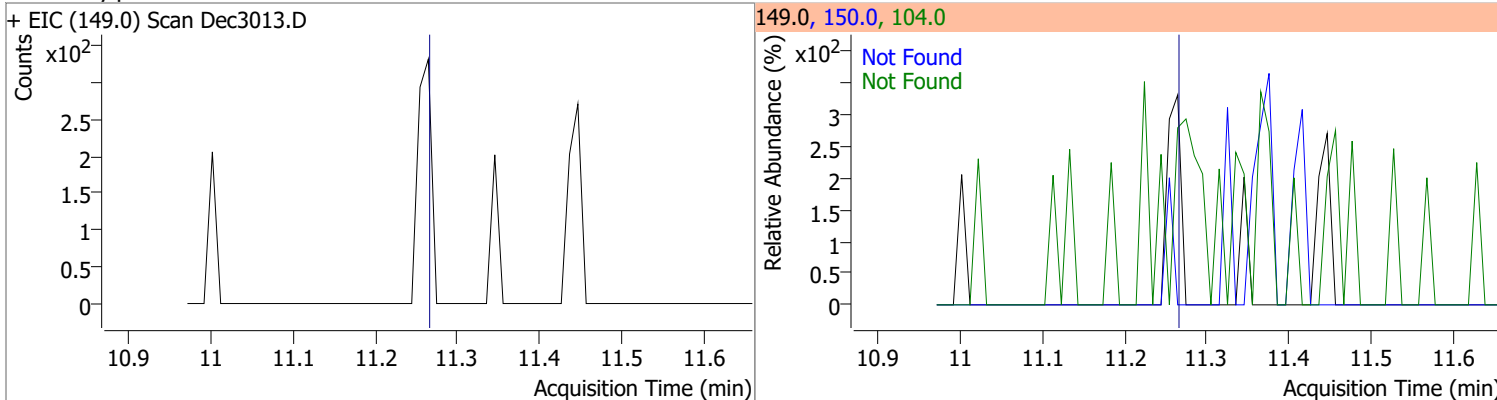
| Compound | Conc. | Exp RT | QIon | Exp Ratio | | |
|--|-------|--------|--|-----------|------|-----------|
| Phenanthrene | N.D. | 10.33 | 176.0 | 19.7 | | |
| + EIC (178.0) Scan Dec3013.D  | | | 178.0, 176.0  | | | |
| Anthracene | N.D. | 10.39 | 176.0 | 18.3 | | |
| + EIC (178.0) Scan Dec3013.D  | | | 178.0, 176.0  | | | |
| Triallate | N.D. | 10.46 | 143.0 | 22.0 | QIon | Exp Ratio |
| | | | 268.0 | 18.2 | | |
| + EIC (86.0) Scan Dec3013.D  | | | 86.0, 268.0, 143.0  | | | |
| Carbazole | N.D. | 10.65 | 139.0 | 13.0 | | |
| + EIC (167.0) Scan Dec3013.D  | | | 167.0, 139.0  | | | |

Quantitation Results Report (QT Reviewed)

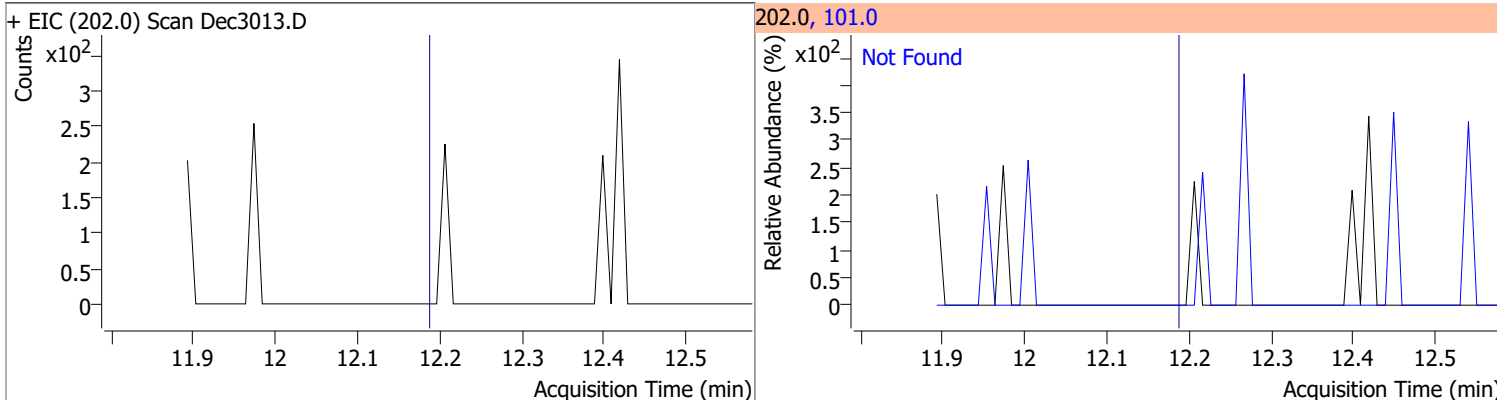
| Compound | Conc. | Exp RT | QIon | Exp Ratio | QIon | Exp Ratio |
|-------------|-------|--------|-------|-----------|-------|-----------|
| o-Terphenyl | N.D. | 10.87 | 229.0 | 67.7 | 215.0 | 38.2 |



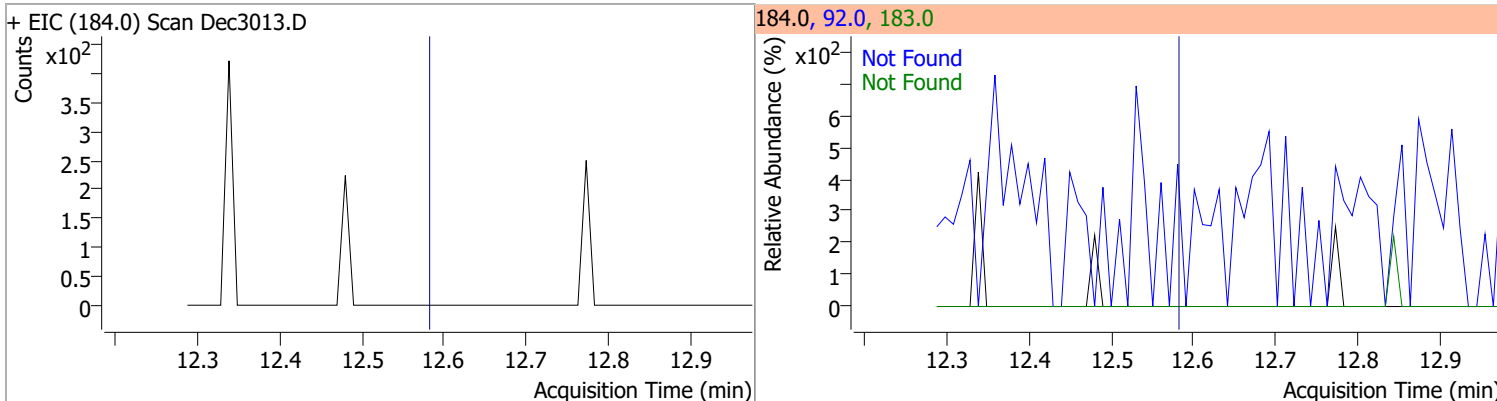
| Compound | Conc. | Exp RT | QIon | Exp Ratio | QIon | Exp Ratio |
|---------------------|-------|--------|-------|-----------|-------|-----------|
| Di-n-Butylphthalate | N.D. | 11.26 | 150.0 | 9.1 | 104.0 | 6.2 |



| Compound | Conc. | Exp RT | QIon | Exp Ratio |
|--------------|-------|--------|-------|-----------|
| Fluoranthene | N.D. | 12.19 | 101.0 | 15.0 |

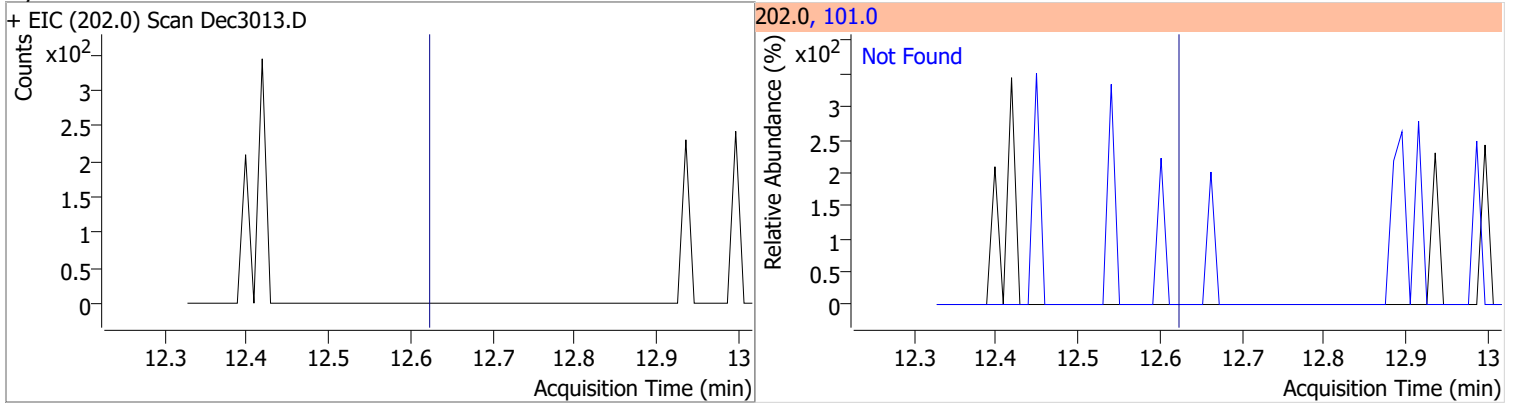


| Compound | Conc. | Exp RT | QIon | Exp Ratio | QIon | Exp Ratio |
|-----------|-------|--------|-------|-----------|------|-----------|
| Benzidine | N.D. | 12.58 | 183.0 | 11.5 | 92.0 | 9.0 |

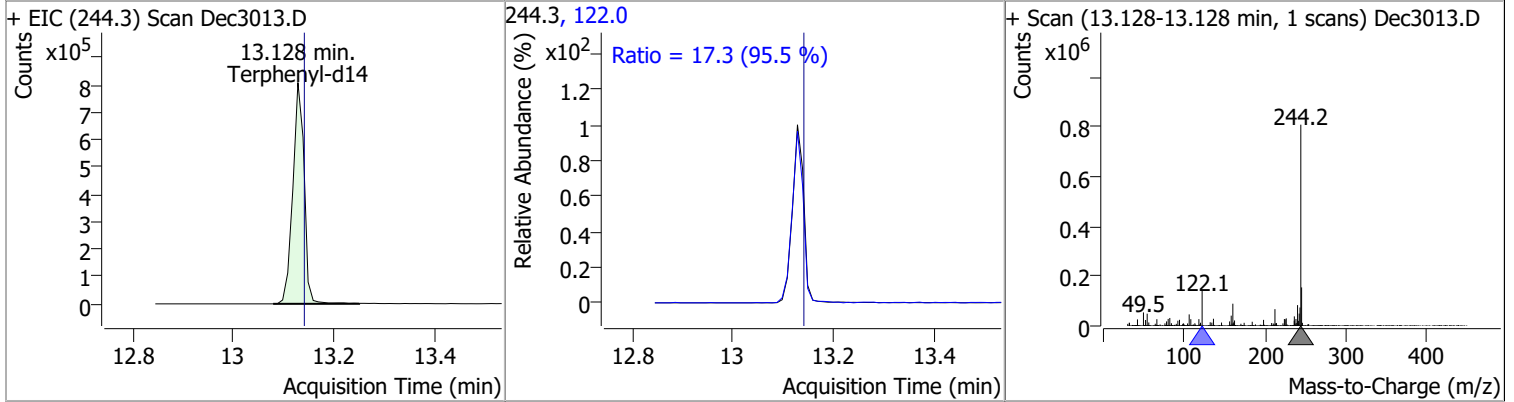


Quantitation Results Report (QT Reviewed)

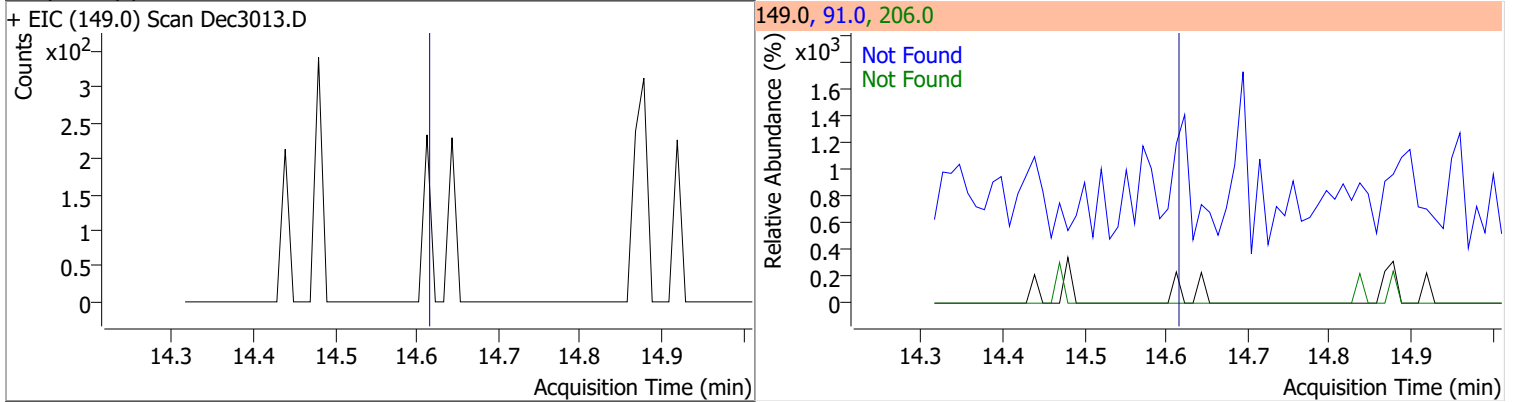
| Compound | Conc. | Exp RT | QIon | Exp Ratio |
|----------|-------|--------|-------|-----------|
| Pyrene | N.D. | 12.62 | 101.0 | 18.5 |



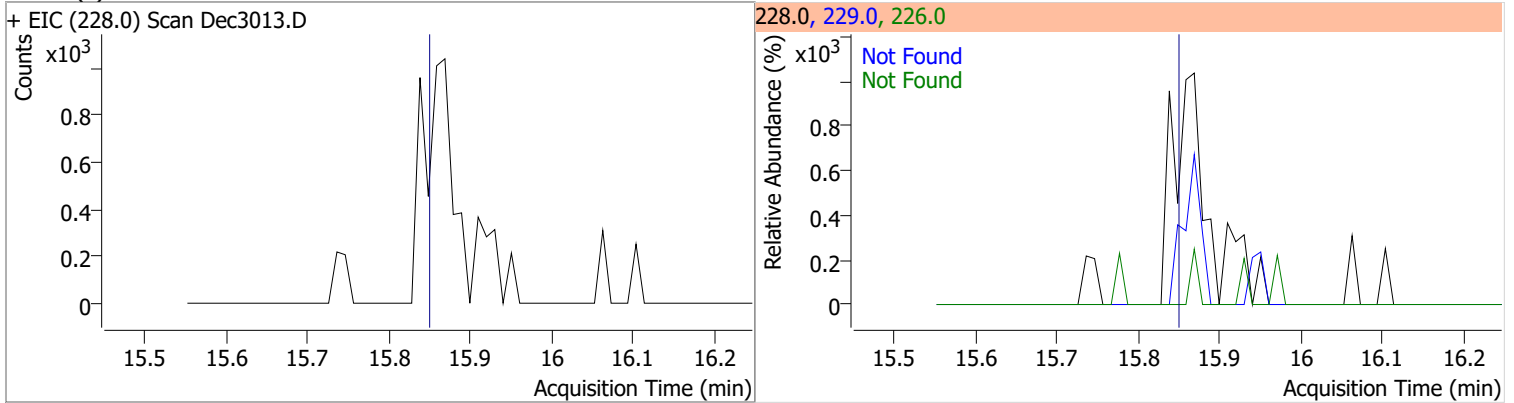
| Compound | Conc. | RT | Dev(Min) | Resp. | QIon | QRatio | Lower | Upper |
|---------------|---------|-------|----------|---------|-------|--------|-------|-------|
| Terphenyl-d14 | 98.3516 | 13.13 | -0.01 | 1265340 | 122.0 | 17.3 | 12.7 | 23.5 |



| Compound | Conc. | Exp RT | QIon | Exp Ratio | QIon | Exp Ratio |
|----------------------|-------|--------|------|-----------|-------|-----------|
| Butylbenzylphthalate | N.D. | 14.63 | 91.0 | 94.6 | 206.0 | 14.9 |

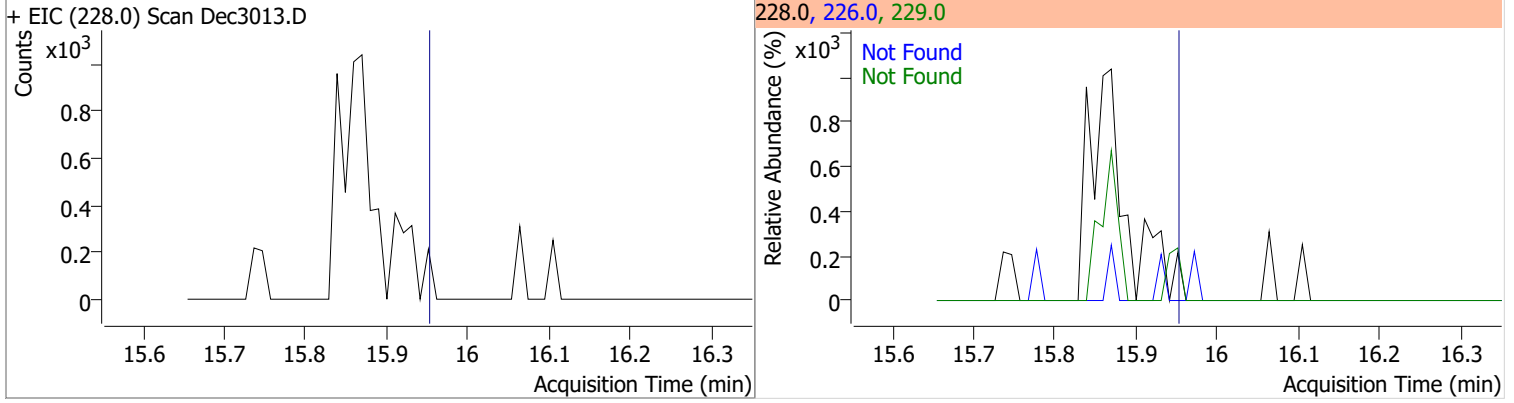


| Compound | Conc. | Exp RT | QIon | Exp Ratio | QIon | Exp Ratio |
|--------------------|-------|--------|-------|-----------|-------|-----------|
| Benzo(a)Anthracene | N.D. | 15.87 | 226.0 | 26.7 | 229.0 | 21.3 |

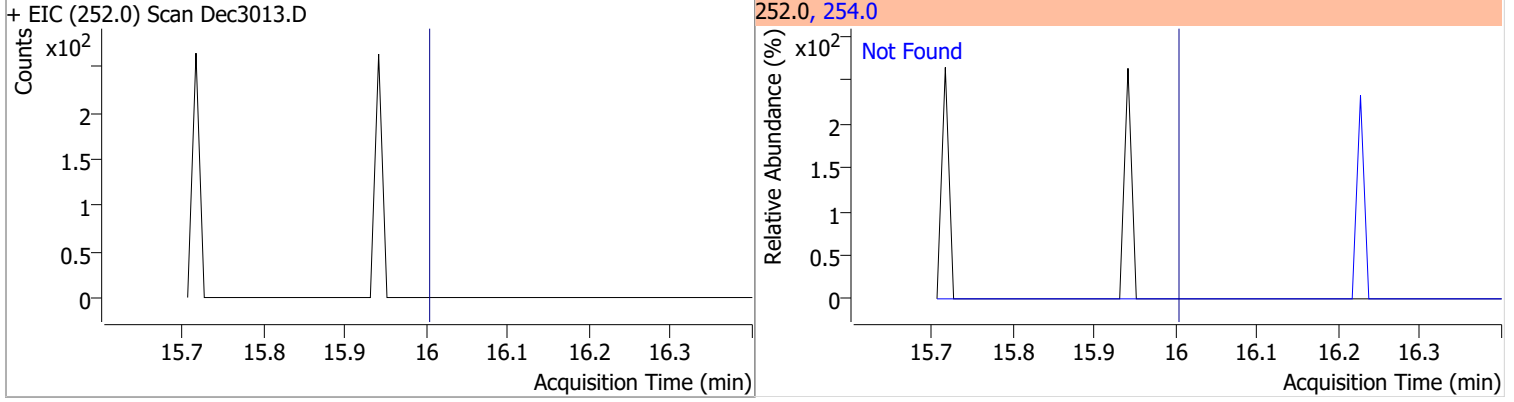


Quantitation Results Report (QT Reviewed)

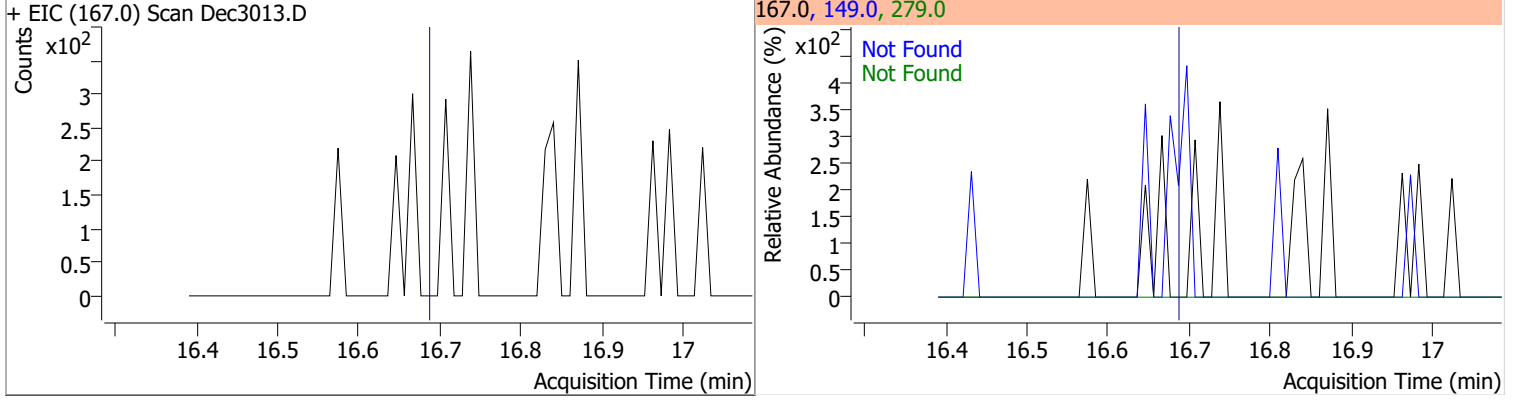
| Compound | Conc. | Exp RT | QIon | Exp Ratio | QIon | Exp Ratio |
|----------|-------|--------|-------|-----------|-------|-----------|
| Chrysene | N.D. | 15.97 | 226.0 | 30.6 | 229.0 | 20.9 |



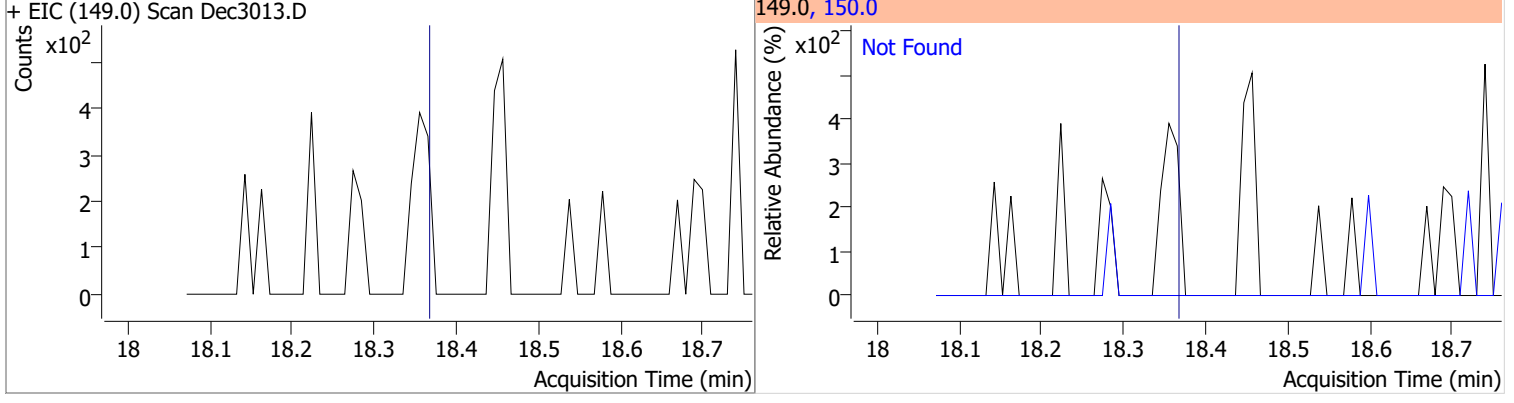
| Compound | Conc. | Exp RT | QIon | Exp Ratio |
|-----------------------|-------|--------|-------|-----------|
| 3,3-Dichlorobenzidine | N.D. | 16.02 | 254.0 | 62.0 |



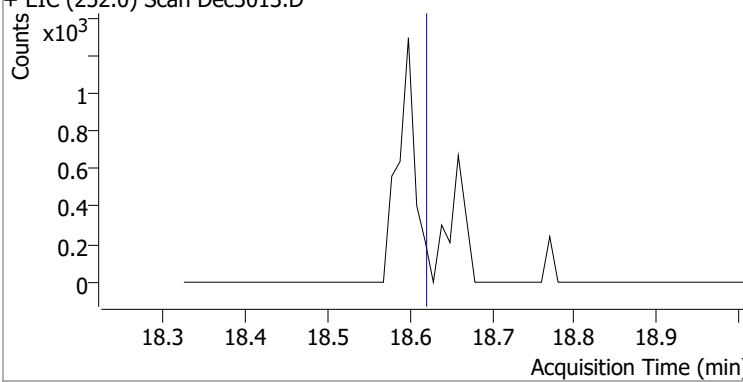
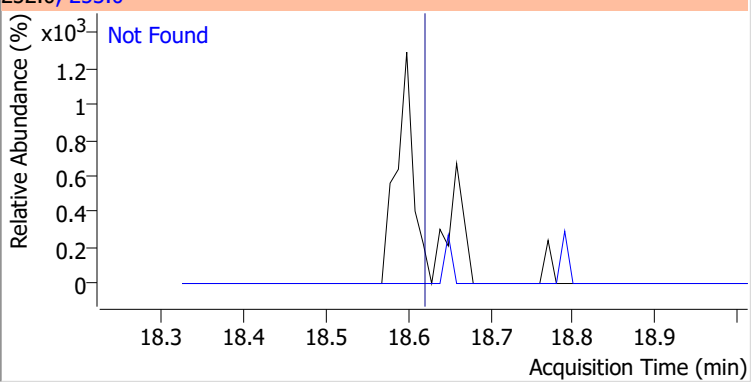
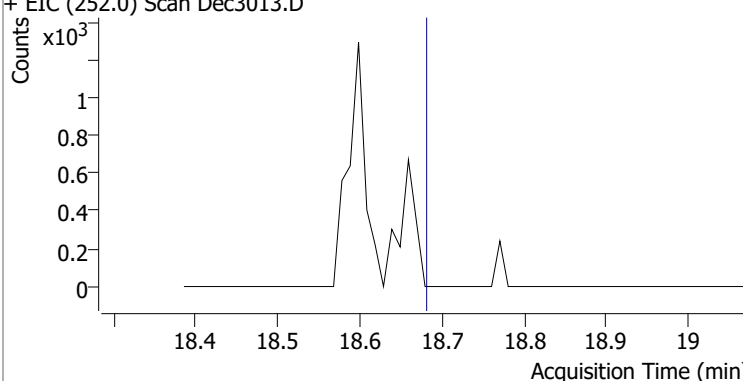
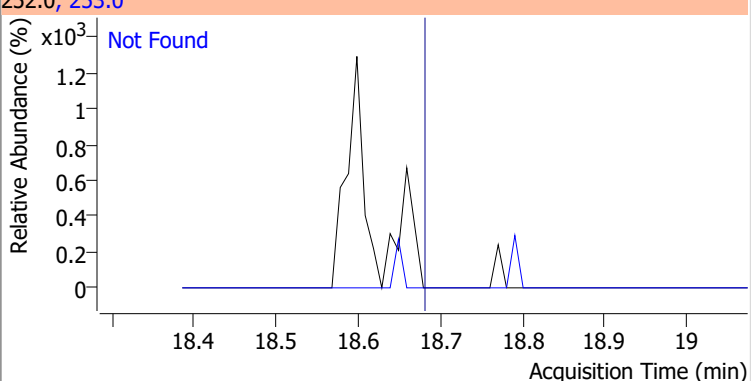
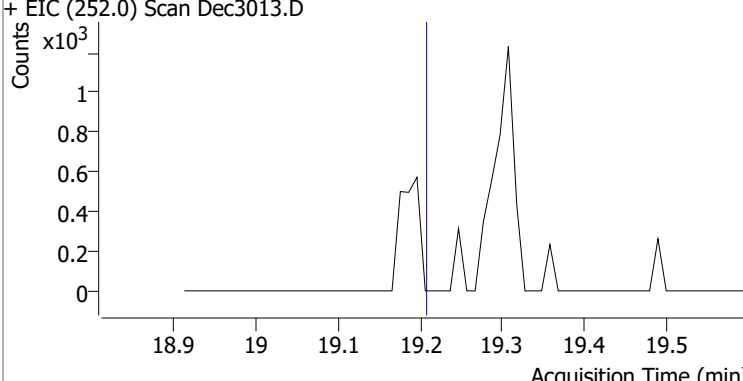
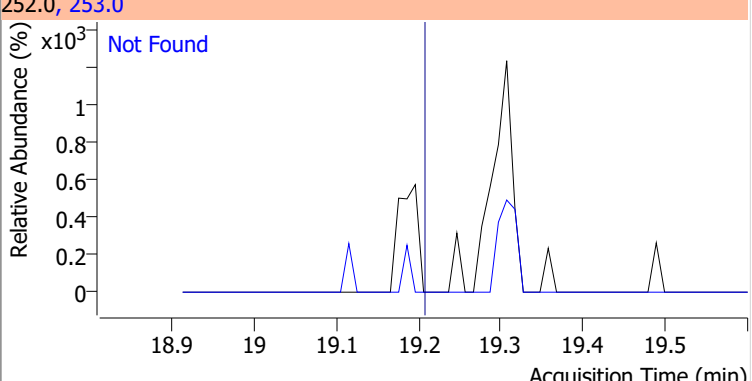
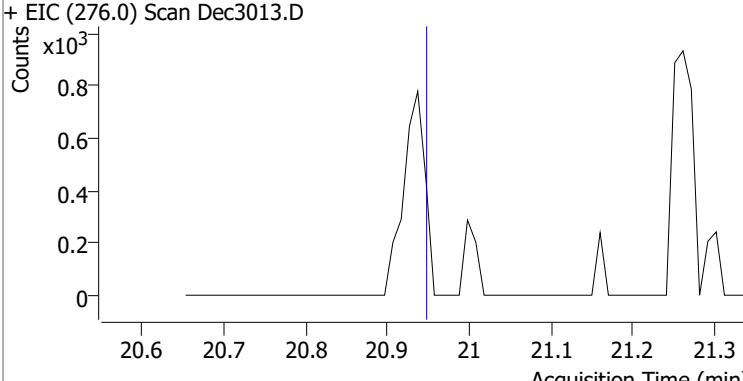
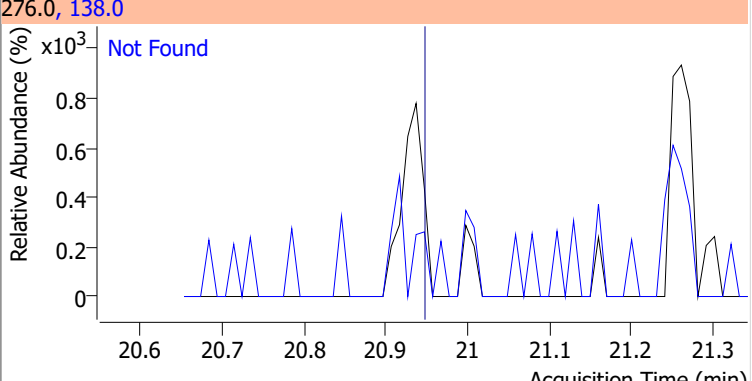
| Compound | Conc. | Exp RT | QIon | Exp Ratio | QIon | Exp Ratio |
|----------------------------|-------|--------|-------|-----------|-------|-----------|
| bis(2-ethylhexyl)Phthalate | N.D. | 16.71 | 149.0 | 421.6 | 279.0 | 11.2 |



| Compound | Conc. | Exp RT | QIon | Exp Ratio |
|----------------------|-------|--------|-------|-----------|
| Di-n-octyl Phthalate | N.D. | 18.38 | 150.0 | 9.7 |

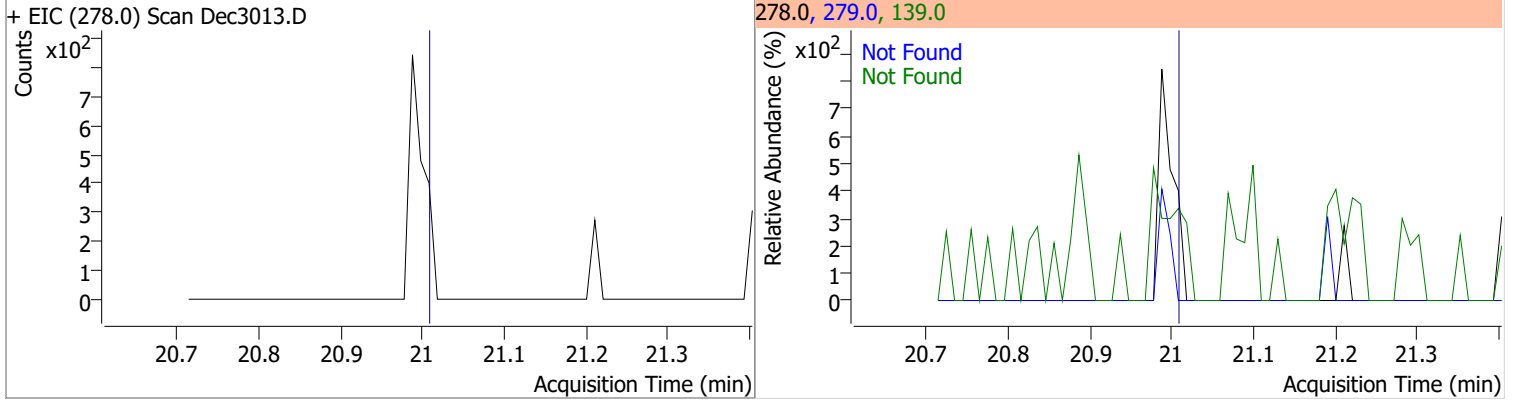


Quantitation Results Report (QT Reviewed)

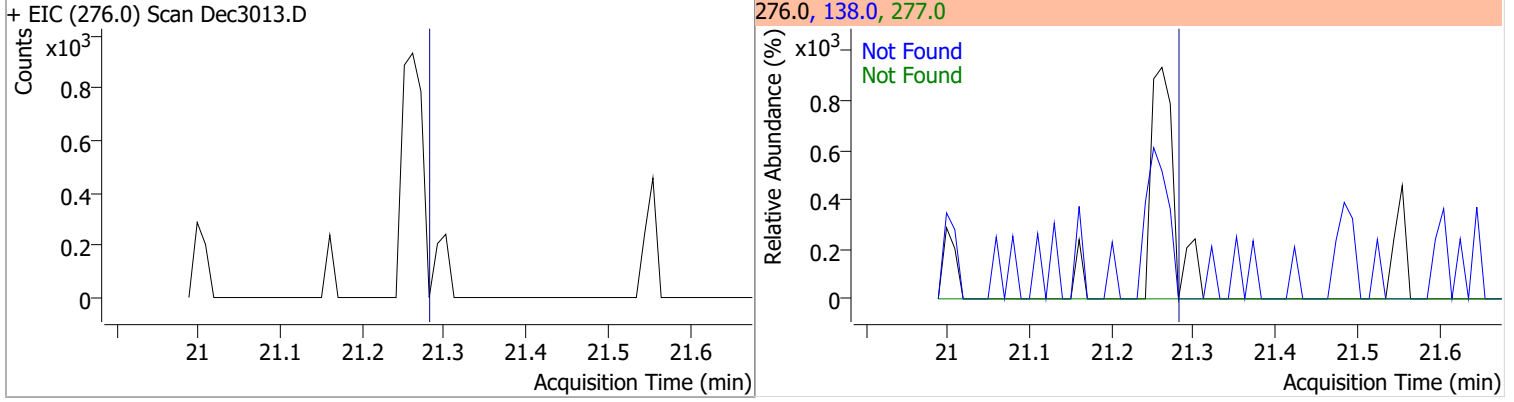
| Compound | Conc. | Exp RT | QIon | Exp Ratio |
|--|-------|--------|--|-----------|
| Benzo(b)fluoranthene | N.D. | 18.63 | 253.0 | 21.4 |
| + EIC (252.0) Scan Dec3013.D | | | 252.0, 253.0 | |
|  | | |  | |
| Benzo(k)fluoranthene | N.D. | 18.69 | 253.0 | 21.7 |
| + EIC (252.0) Scan Dec3013.D | | | 252.0, 253.0 | |
|  | | |  | |
| Benzo(a)pyrene | N.D. | 19.22 | 253.0 | 22.9 |
| + EIC (252.0) Scan Dec3013.D | | | 252.0, 253.0 | |
|  | | |  | |
| Indeno(1,2,3-c,d)pyrene | N.D. | 20.96 | 138.0 | 39.1 |
| + EIC (276.0) Scan Dec3013.D | | | 276.0, 138.0 | |
|  | | |  | |

Quantitation Results Report (QT Reviewed)

| Compound | Conc. | Exp RT | QIon | Exp Ratio | QIon | Exp Ratio |
|------------------------|-------|--------|-------|-----------|-------|-----------|
| Dibenzo(a,h)anthracene | N.D. | 21.02 | 139.0 | 30.6 | 279.0 | 24.6 |

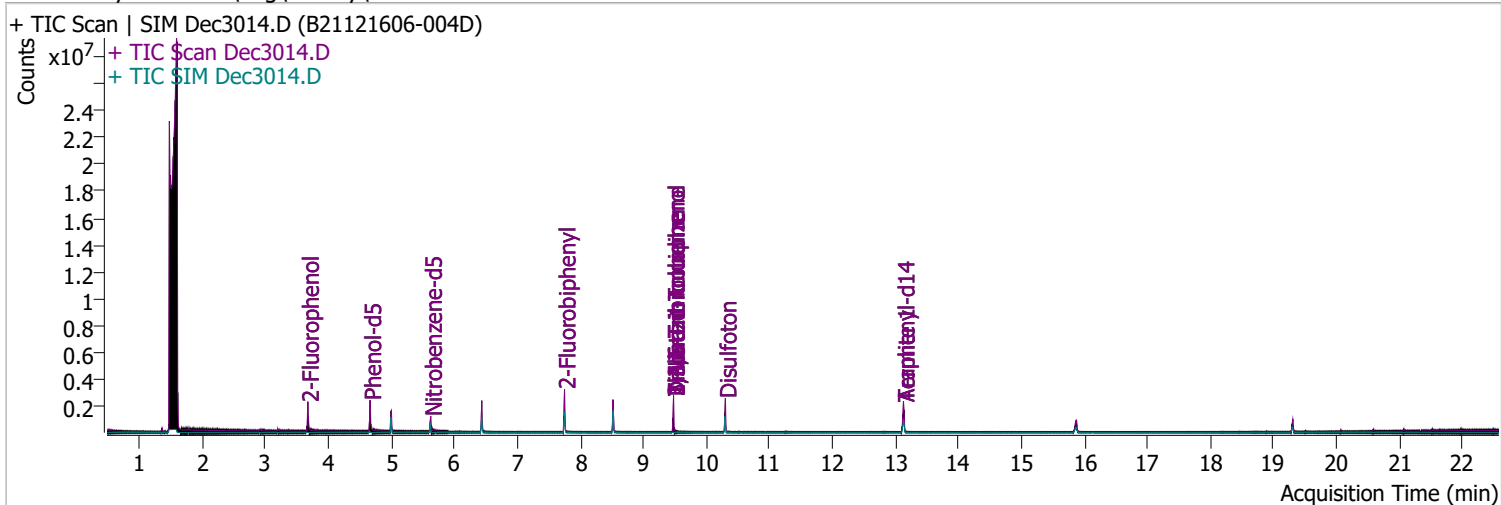


| Compound | Conc. | Exp RT | QIon | Exp Ratio | QIon | Exp Ratio |
|----------------------|-------|--------|-------|-----------|-------|-----------|
| Benzo(g,h,i)perylene | N.D. | 21.29 | 138.0 | 41.5 | 277.0 | 23.8 |



Quantitation Results Report (QT Reviewed)

| | | | |
|----------------|----------------------------|-------------------|------------------------|
| Data File | Dec3014.D | Operator | LIMS import |
| Acq. Method | BNA+SIM.M | Acq. Date-Time | 12/30/2021 7:13:08 PM |
| Sample Name | B21121606-004D | Instrument | Instrument #1 |
| Vial | 14 | Multiplier | 1.00 |
| DA Method File | 122821 bna 1 CAL.batch.bin | Comment | SVOC-8270-W |
| Tune File | dftppdsm.u | Tune Date | 11/24/2021 11:15:00 AM |
| Batch Name | 123021 bna 1.batch.bin | Last Calib Update | 1/3/2022 10:10:10 AM |
| Ref Library | D:\Org\Library\NIST129K.I | | |



| Compound | RT | QIon | Resp. | Conc. | Units | Dev(Min) |
|----------|----|------|-------|-------|-------|----------|
|----------|----|------|-------|-------|-------|----------|

Internal Standards

System Monitoring Compounds

| | | | | | | |
|------------------------|----------------------|-------|---------|-------------------|------|--------|
| S 2-Fluorophenol | 3.674 | 112.0 | 620595 | 86.4723 | µg/L | -0.031 |
| Spiked Amount: 200.000 | Range: 10.0 - 75.0% | | | Recovery = 43.24% | | |
| S Phenol-d5 | 4.664 | 99.0 | 714905 | 68.3280 | µg/L | -0.021 |
| Spiked Amount: 200.000 | Range: 10.0 - 65.0% | | | Recovery = 34.16% | | |
| S Nitrobenzene-d5 | 5.624 | 82.0 | 264673 | 51.3324 | µg/L | 0.000 |
| Spiked Amount: 100.000 | Range: 32.0 - 94.0% | | | Recovery = 51.33% | | |
| S 2-Fluorobiphenyl | 7.748 | 172.0 | 969245 | 54.3814 | µg/L | 0.000 |
| Spiked Amount: 100.000 | Range: 28.0 - 107.0% | | | Recovery = 54.38% | | |
| S 2,4,6-Tribromophenol | 9.479 | 329.8 | 158296 | 182.7152 | µg/L | 0.000 |
| Spiked Amount: 200.000 | Range: 25.0 - 140.0% | | | Recovery = 91.36% | | |
| S Terphenyl-d14 | 13.128 | 244.3 | 1127114 | 83.1020 | µg/L | -0.010 |
| Spiked Amount: 100.000 | Range: 32.0 - 122.0% | | | Recovery = 83.10% | | |

Target Compounds

| Target Compounds | RT | QIon | Resp. | Conc. | Units | Dev(Min) | QValue |
|-------------------------------|-------|------|-------|-------|-------|----------|--------|
| T N-Nitrosodimethylamine | 0.000 | | 0 | N.D. | | | |
| T Pyridine | 0.000 | | 0 | N.D. | | | |
| T Aniline | 0.000 | | 0 | N.D. | | | |
| T Phenol | 0.000 | | 0 | N.D. | | | |
| T bis(-2-Chloroethyl)Ether | 0.000 | | 0 | N.D. | | | |
| T 2-Chlorophenol | 0.000 | | 0 | N.D. | | | |
| T 1,3-Dichlorobenzene | 0.000 | | 0 | N.D. | | | |
| T 1,4-Dichlorobenzene | 0.000 | | 0 | N.D. | | | |
| T 1,2-Dichlorobenzene | 0.000 | | 0 | N.D. | | | |
| T Benzyl Alcohol | 0.000 | | 0 | N.D. | | | |
| T bis(2-chloroisopropyl)Ether | 0.000 | | 0 | N.D. | | | |
| T 2-Methylphenol | 0.000 | | 0 | N.D. | | | |
| T N-nitroso-Di-n-propylamine | 5.624 | 70.0 | 0 | | µg/L | md | 1 |
| T 4Methylphenol/3Methylphenol | 0.000 | | 0 | N.D. | | | |
| T Hexachloroethane | 0.000 | | 0 | N.D. | | | |

Quantitation Results Report (QT Reviewed)

| Compound | RT | QIon | Resp. | Conc. | Units | Dev(Min) |
|-------------------------------|-------|-------|-------|-------|---------|----------|
| T Nitrobenzene | 0.000 | | 0 | N.D. | | |
| T Isophorone | 0.000 | | 0 | N.D. | | |
| T 2-Nitrophenol | 0.000 | | 0 | N.D. | | |
| T 2,4-Dimethylphenol | 0.000 | | 0 | N.D. | | |
| T bis(-2-Chloroethoxy)Methane | 0.000 | | 0 | N.D. | | |
| T Benzoic Acid | 0.000 | | 0 | N.D. | | |
| T 2,4-Dichlorophenol | 0.000 | | 0 | N.D. | | |
| T 1,2,4-Trichlorobenzene | 0.000 | | 0 | N.D. | | |
| T Naphthalene | 0.000 | | 0 | N.D. | | |
| T 4-Chlorophenol | 0.000 | | 0 | N.D. | | |
| T p-Chloroaniline | 0.000 | | 0 | N.D. | | |
| T Hexachlorobutadiene | 0.000 | | 0 | N.D. | | |
| T 4-Chloro-2-Methylphenol | 0.000 | | 0 | N.D. | | |
| T 4-Chloro-3-Methylphenol | 0.000 | | 0 | N.D. | | |
| T 2-Methylnaphthalene | 0.000 | | 0 | N.D. | | |
| T 1-Methylnaphthalene | 0.000 | | 0 | N.D. | | |
| T Hexachlorocyclopentadiene | 0.000 | | 0 | N.D. | | |
| T 2,4,6-Trichlorophenol | 0.000 | | 0 | N.D. | | |
| T 2,4,5-Trichlorophenol | 0.000 | | 0 | N.D. | | |
| T 2-Chloronaphthalene | 0.000 | | 0 | N.D. | | |
| T 2-Nitroaniline | 0.000 | | 0 | N.D. | | |
| T Dimethyl Phthalate | 8.517 | 163.0 | 0 | | µg/L md | 1 |
| T 2,6-Dinitrotoluene | 8.517 | 165.0 | 0 | | µg/L md | 1 |
| T Acenaphthylene | 0.000 | | 0 | N.D. | | |
| T 3-Nitroaniline | 0.000 | | 0 | N.D. | | |
| T Acenaphthene | 0.000 | | 0 | N.D. | | |
| T 2,4-Dinitrophenol | 0.000 | | 0 | N.D. | | |
| T Dibenzofuran | 0.000 | | 0 | N.D. | | |
| T 4-Nitrophenol | 0.000 | | 0 | N.D. | | |
| T 2,4-Dinitrotoluene | 0.000 | | 0 | N.D. | | |
| T Diethylphthalate | 0.000 | | 0 | N.D. | | |
| T Fluorene | 0.000 | | 0 | N.D. | | |
| T 4-Chlorophenyl-phenylether | 0.000 | | 0 | N.D. | | |
| T 4-Nitroaniline | 0.000 | | 0 | N.D. | | |
| T 4,6-Dinitro-2-methylphenol | 0.000 | | 0 | N.D. | | |
| T N-nitrosodiphenylamine | 0.000 | | 0 | N.D. | | |
| T Azobenzene | 0.000 | | 0 | N.D. | | |
| T 4-Bromophenyl-phenylether | 0.000 | | 0 | N.D. | | |
| T Hexachlorobenzene | 0.000 | | 0 | N.D. | | |
| T Pentachlorophenol | 0.000 | | 0 | N.D. | | |
| T Phenanthrene | 0.000 | | 0 | N.D. | | |
| T Anthracene | 0.000 | | 0 | N.D. | | |
| T Triallate | 0.000 | | 0 | N.D. | | |
| T Carbazole | 0.000 | | 0 | N.D. | | |
| T o-Terphenyl | 0.000 | | 0 | N.D. | | |
| T Di-n-Butylphthalate | 0.000 | | 0 | N.D. | | |
| T Fluoranthene | 0.000 | | 0 | N.D. | | |
| T Benzidine | 0.000 | | 0 | N.D. | | |
| T Pyrene | 0.000 | | 0 | N.D. | | |
| T Butylbenzylphthalate | 0.000 | | 0 | N.D. | | |
| T Benzo(a)Anthracene | 0.000 | | 0 | N.D. | | |
| T Chrysene | 0.000 | | 0 | N.D. | | |
| T 3,3-Dichlorobenzidine | 0.000 | | 0 | N.D. | | |
| T bis(2-ethylhexyl)Phthalate | 0.000 | | 0 | N.D. | | |
| T Di-n-octyl Phthalate | 0.000 | | 0 | N.D. | | |

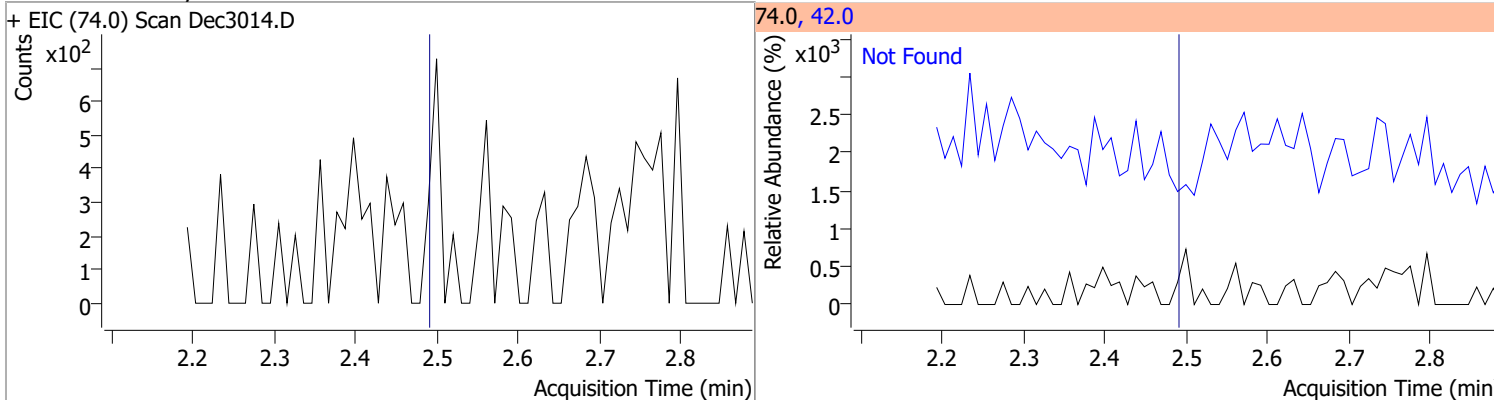
Quantitation Results Report (QT Reviewed)

| Compound | RT | QIon | Resp. | Conc. | Units | Dev(Min) |
|---------------------------|-------|------|-------|-------|-------|----------|
| T Benzo(b)fluoranthene | 0.000 | | 0 | N.D. | | |
| T Benzo(k)fluoranthene | 0.000 | | 0 | N.D. | | |
| T Benzo(a)pyrene | 0.000 | | 0 | N.D. | | |
| T Indeno(1,2,3-c,d)pyrene | 0.000 | | 0 | N.D. | | |
| T Dibenzo(a,h)anthracene | 0.000 | | 0 | N.D. | | |
| T Benzo(g,h,i)perylene | 0.000 | | 0 | N.D. | | |

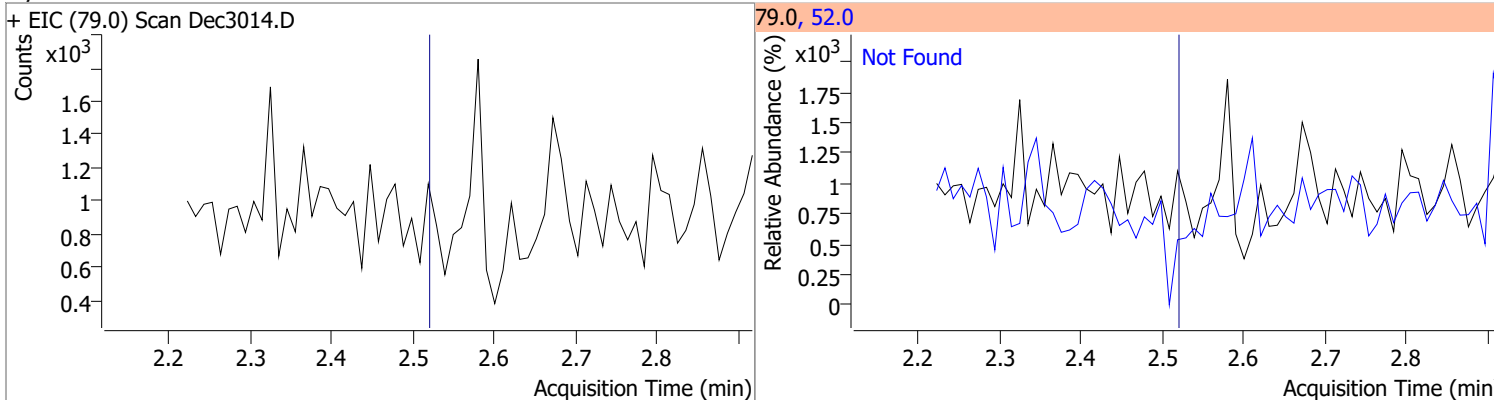
(#) = Qualifier Out of Range; (m) = Manual Integration; (+) = Area Summed; (*) = Surrogate Percent Recovery Out of Range; (d): Zeroed Peak

Quantitation Results Report (QT Reviewed)

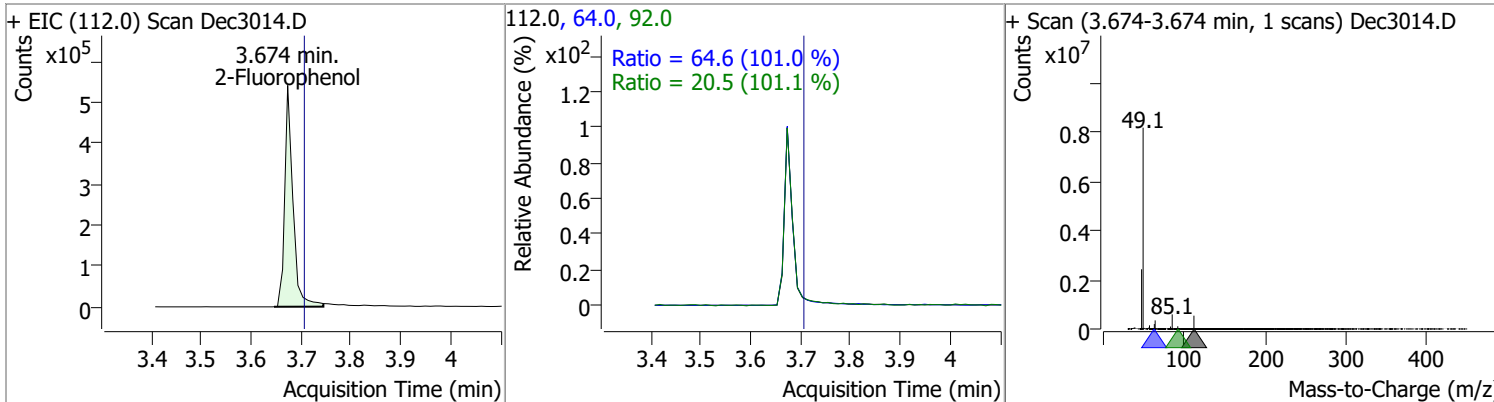
| Compound | Conc. | Exp RT | QIon | Exp Ratio |
|------------------------|-------|--------|------|-----------|
| N-Nitrosodimethylamine | N.D. | 2.49 | 42.0 | 184.8 |



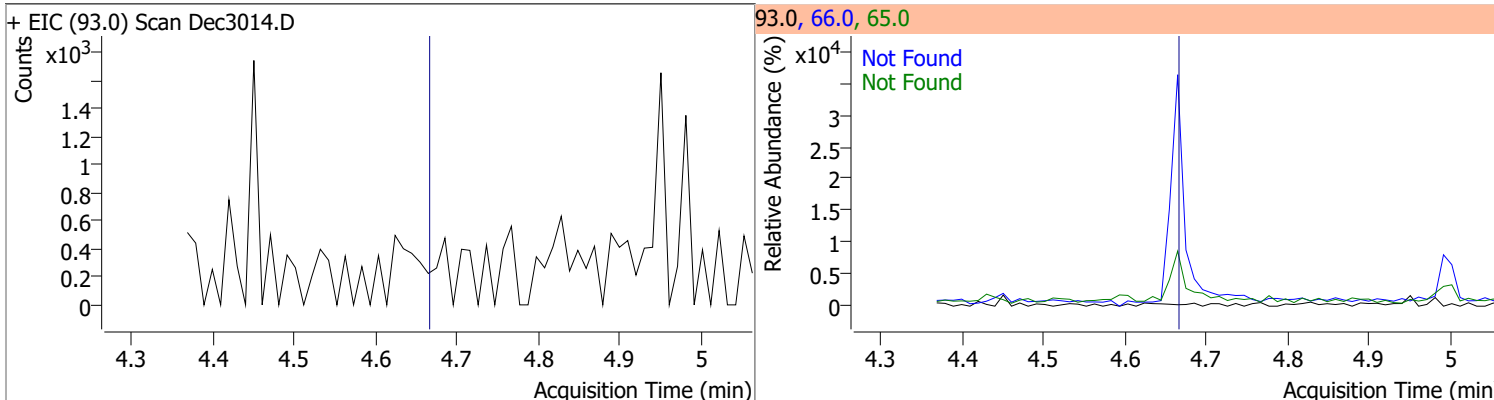
| Compound | Conc. | Exp RT | QIon | Exp Ratio |
|----------|-------|--------|------|-----------|
| Pyridine | N.D. | 2.52 | 52.0 | 135.8 |



| Compound | Conc. | RT | Dev(Min) | Resp. | QIon | QRatio | Lower | Upper |
|----------------|---------|------|----------|--------|------|--------|-------|-------|
| 2-Fluorophenol | 86.4723 | 3.67 | -0.03 | 620595 | 64.0 | 64.6 | 44.8 | 83.2 |
| | | | | | 92.0 | 20.5 | 14.2 | 26.4 |

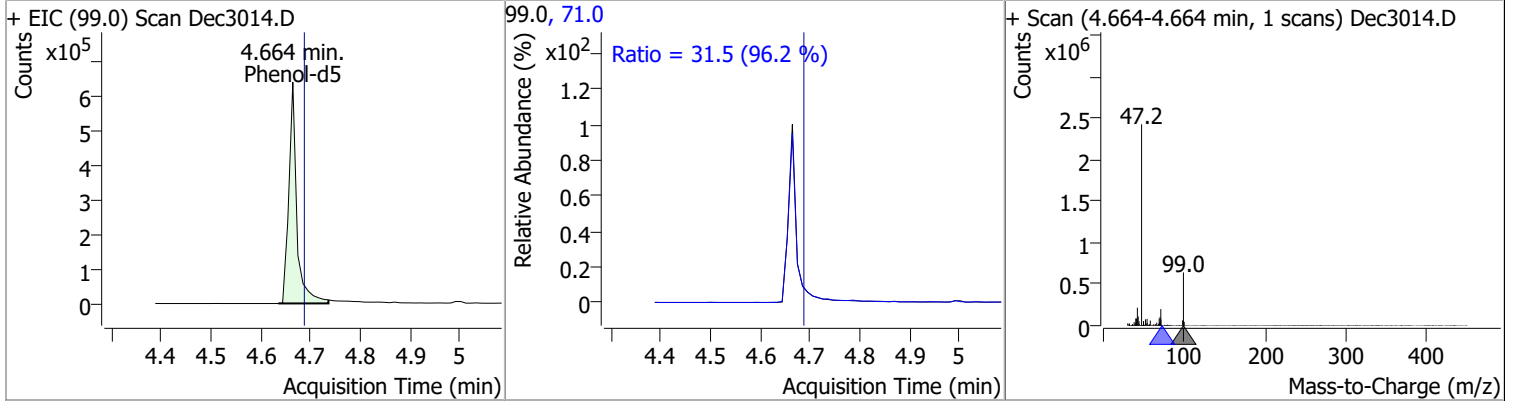


| Compound | Conc. | Exp RT | QIon | Exp Ratio | QIon | Exp Ratio |
|----------|-------|--------|------|-----------|------|-----------|
| Aniline | N.D. | 4.66 | 66.0 | 41.6 | 65.0 | 23.1 |

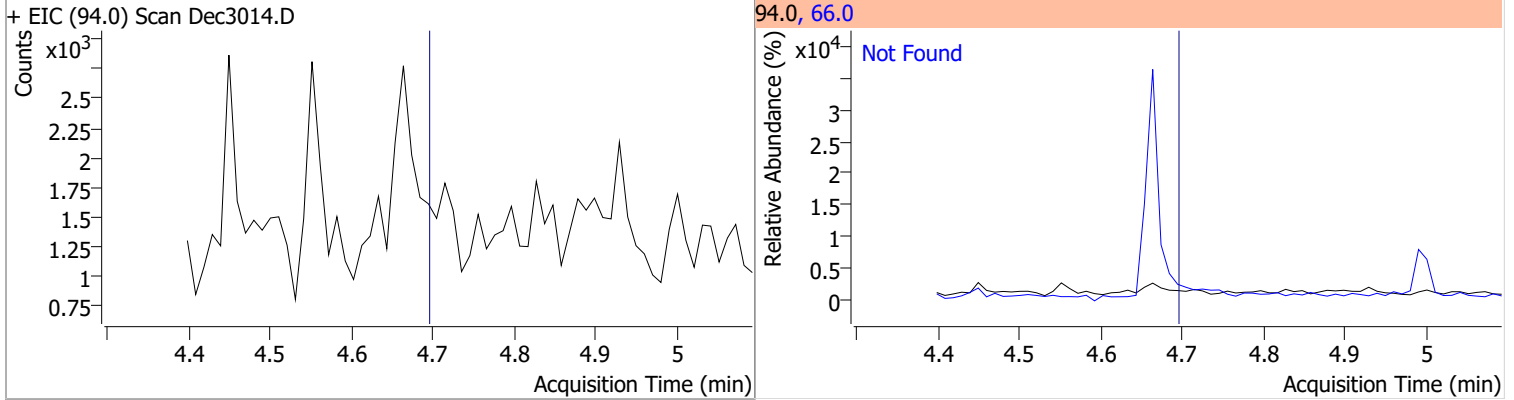


Quantitation Results Report (QT Reviewed)

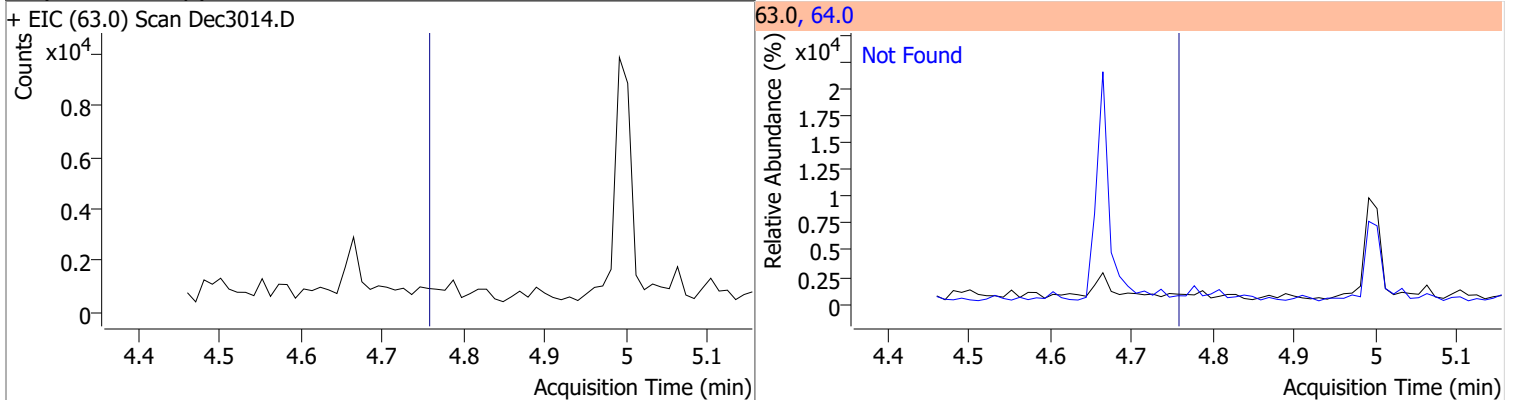
| Compound | Conc. | RT | Dev(Min) | Resp. | QIon | QRatio | Lower | Upper |
|-----------|---------|------|----------|--------|------|--------|-------|-------|
| Phenol-d5 | 68.3280 | 4.66 | -0.02 | 714905 | 71.0 | 31.5 | 22.9 | 42.5 |



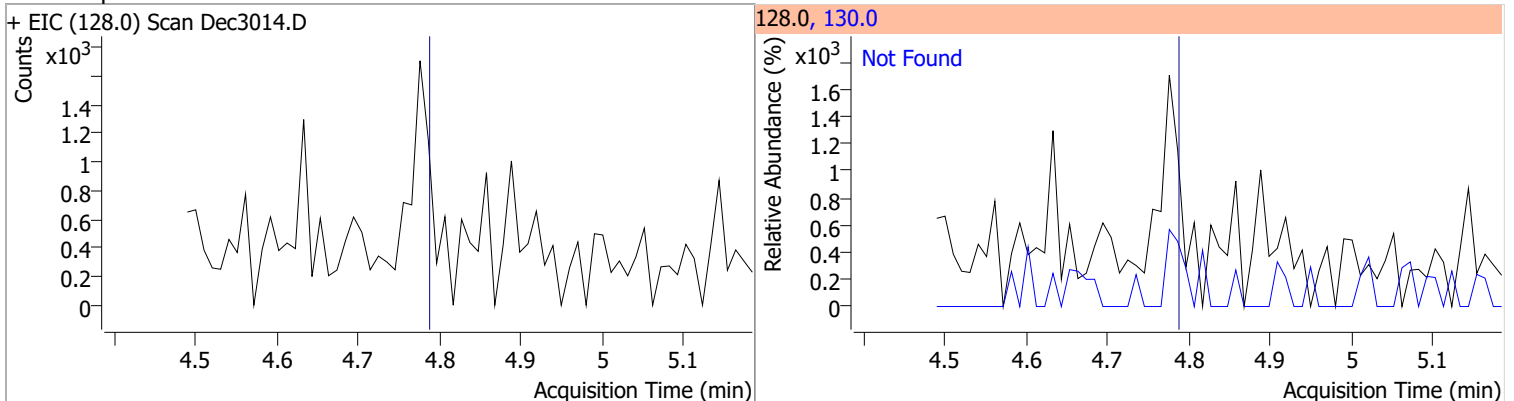
| Compound | Conc. | Exp RT | QIon | Exp Ratio |
|----------|-------|--------|------|-----------|
| Phenol | N.D. | 4.69 | 66.0 | 40.8 |



| Compound | Conc. | Exp RT | QIon | Exp Ratio |
|--------------------------|-------|--------|------|-----------|
| bis(-2-Chloroethyl)Ether | N.D. | 4.76 | 64.0 | 2.8 |

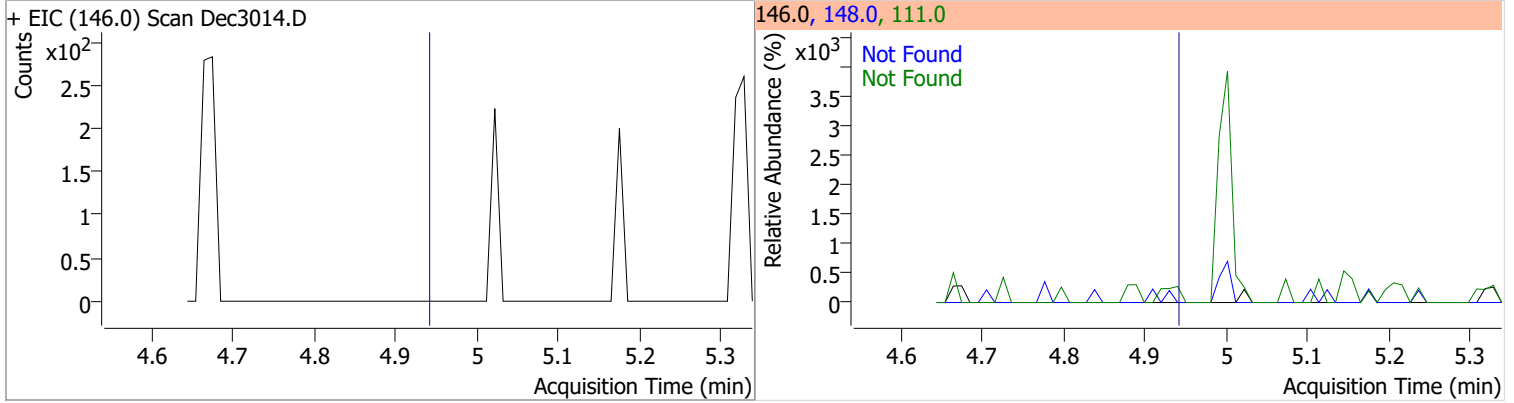


| Compound | Conc. | Exp RT | QIon | Exp Ratio |
|----------------|-------|--------|-------|-----------|
| 2-Chlorophenol | N.D. | 4.79 | 130.0 | 32.3 |

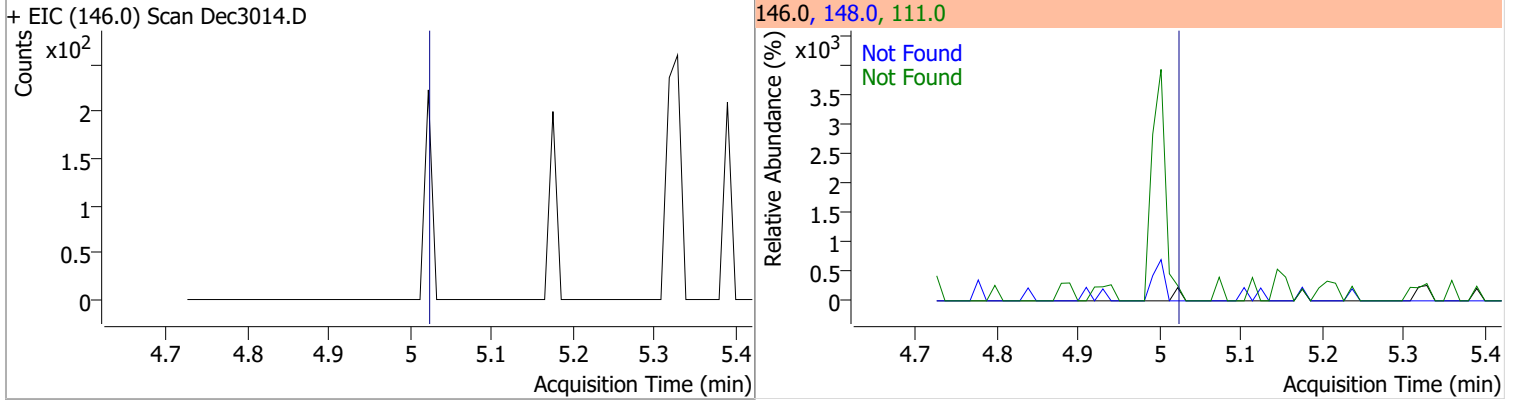


Quantitation Results Report (QT Reviewed)

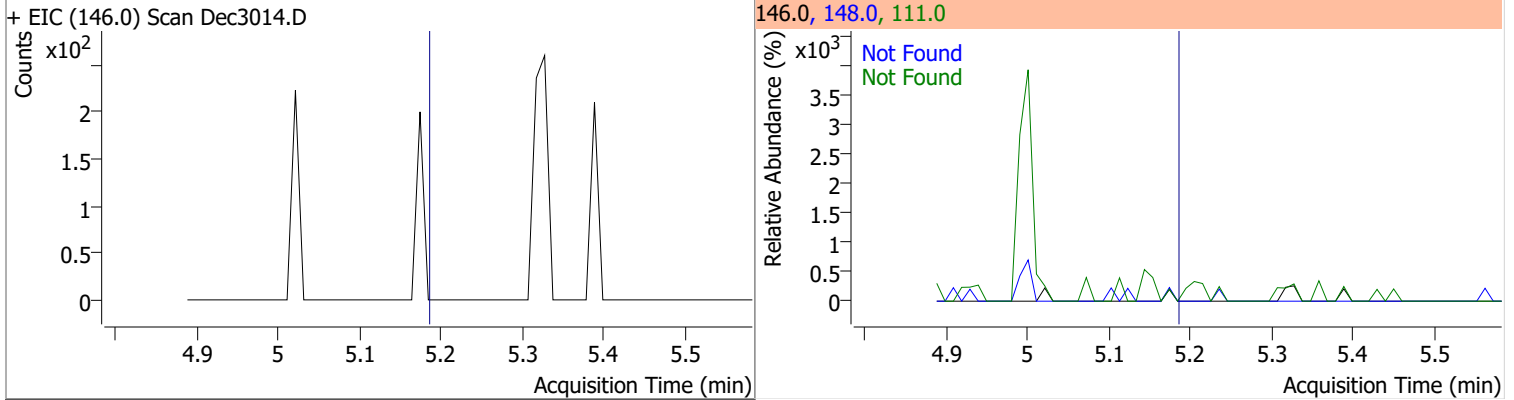
| Compound | Conc. | Exp RT | QIon | Exp Ratio | QIon | Exp Ratio |
|---------------------|-------|--------|-------|-----------|-------|-----------|
| 1,3-Dichlorobenzene | N.D. | 4.94 | 148.0 | 63.2 | 111.0 | 39.4 |



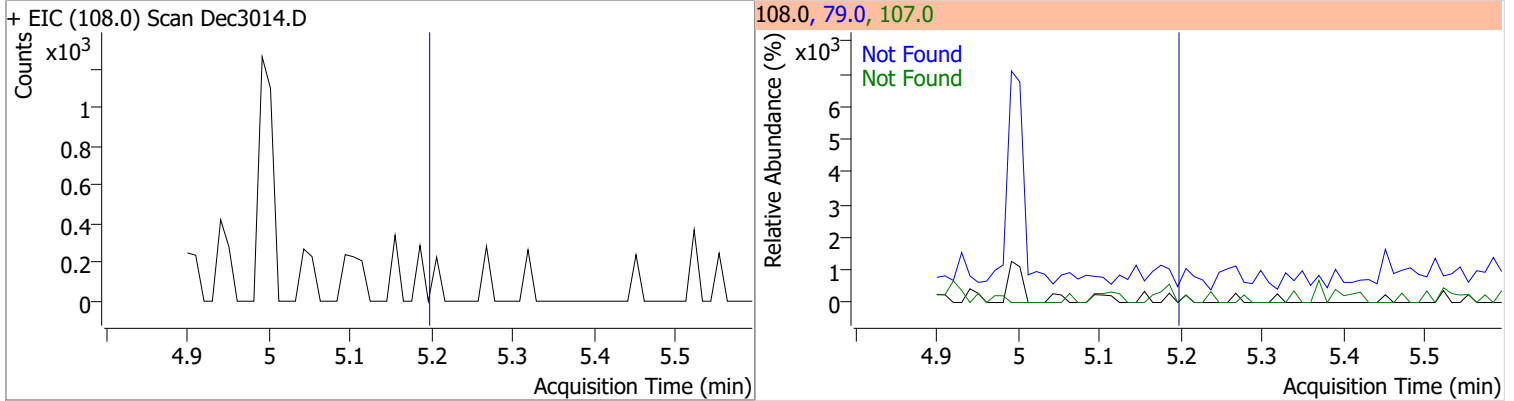
| Compound | Conc. | Exp RT | QIon | Exp Ratio | QIon | Exp Ratio |
|---------------------|-------|--------|-------|-----------|-------|-----------|
| 1,4-Dichlorobenzene | N.D. | 5.02 | 148.0 | 62.2 | 111.0 | 37.4 |



| Compound | Conc. | Exp RT | QIon | Exp Ratio | QIon | Exp Ratio |
|---------------------|-------|--------|-------|-----------|-------|-----------|
| 1,2-Dichlorobenzene | N.D. | 5.19 | 148.0 | 62.2 | 111.0 | 40.3 |

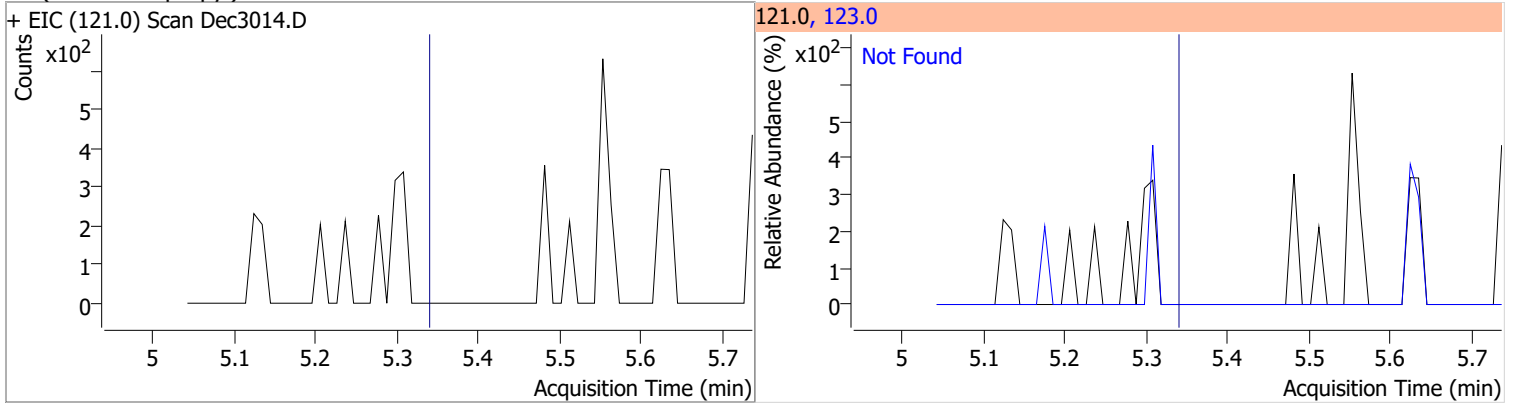


| Compound | Conc. | Exp RT | QIon | Exp Ratio | QIon | Exp Ratio |
|----------------|-------|--------|------|-----------|-------|-----------|
| Benzyl Alcohol | N.D. | 5.20 | 79.0 | 117.9 | 107.0 | 69.2 |

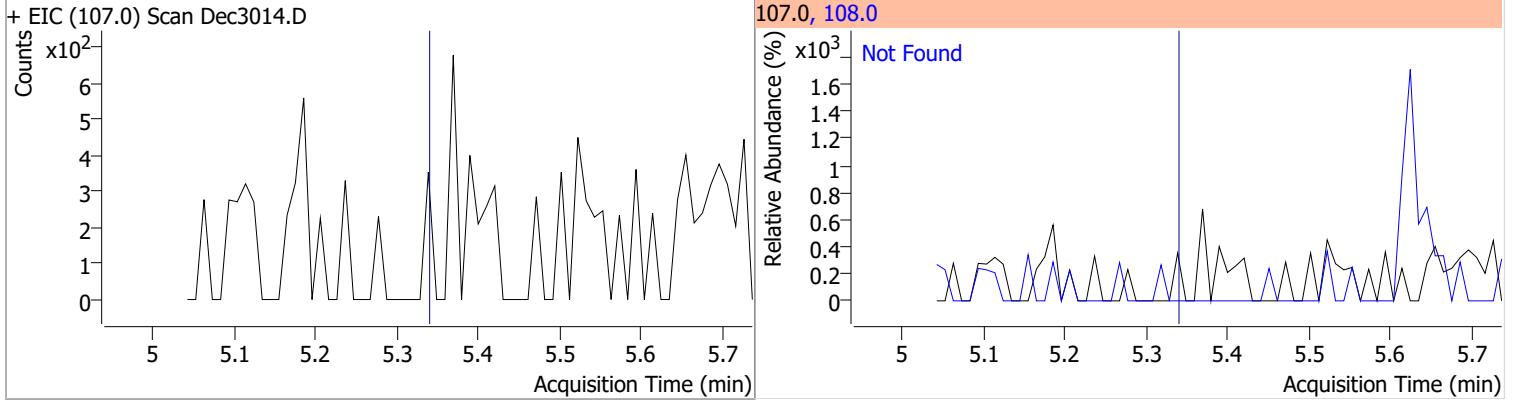


Quantitation Results Report (QT Reviewed)

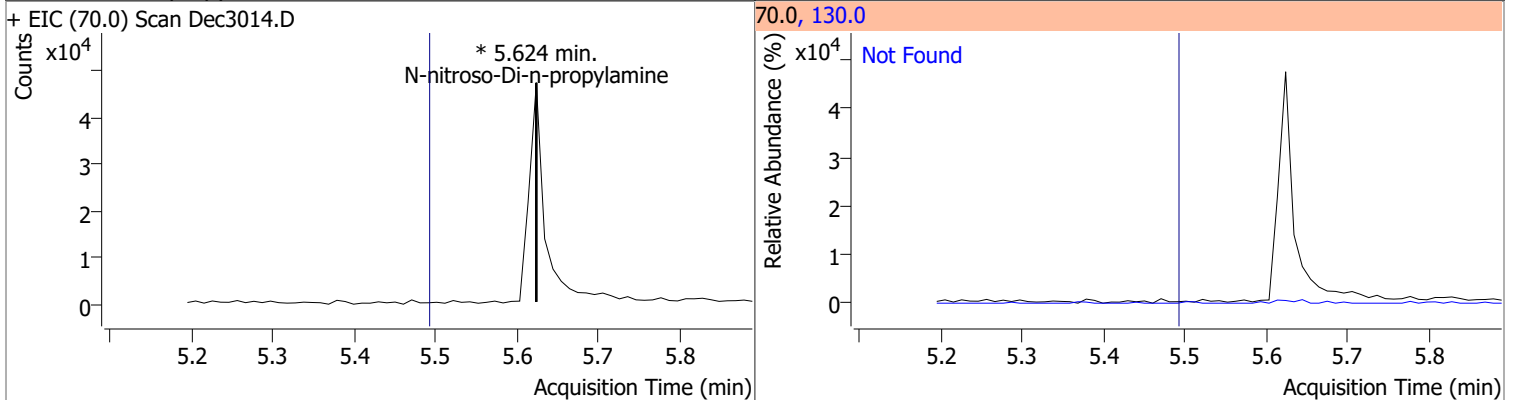
| Compound | Conc. | Exp RT | QIon | Exp Ratio |
|-----------------------------|-------|--------|-------|-----------|
| bis(2-chloroisopropyl)Ether | N.D. | 5.34 | 123.0 | 32.7 |



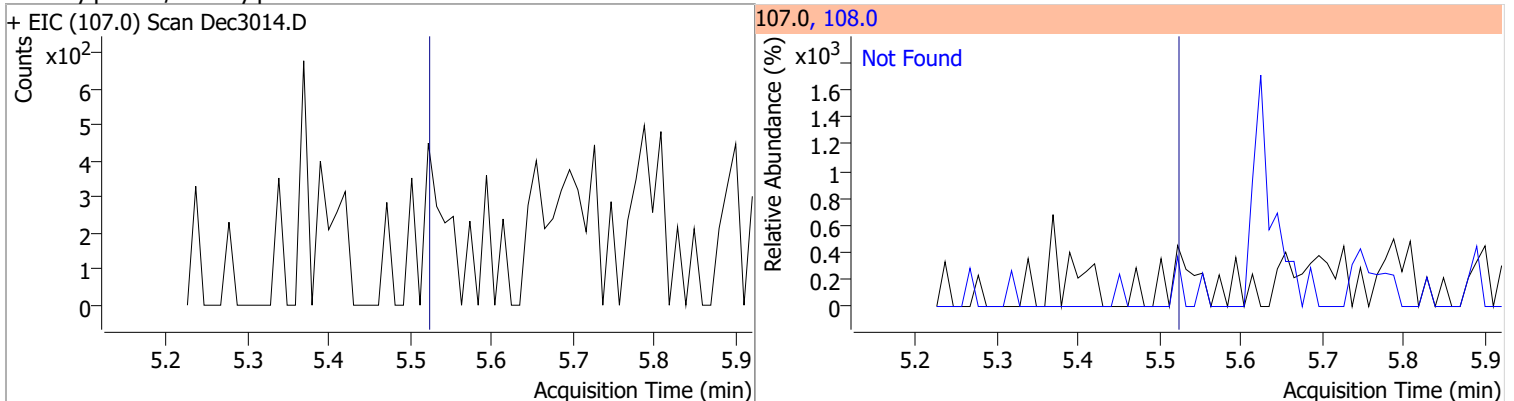
| Compound | Conc. | Exp RT | QIon | Exp Ratio |
|----------------|-------|--------|-------|-----------|
| 2-Methylphenol | N.D. | 5.34 | 108.0 | 117.6 |



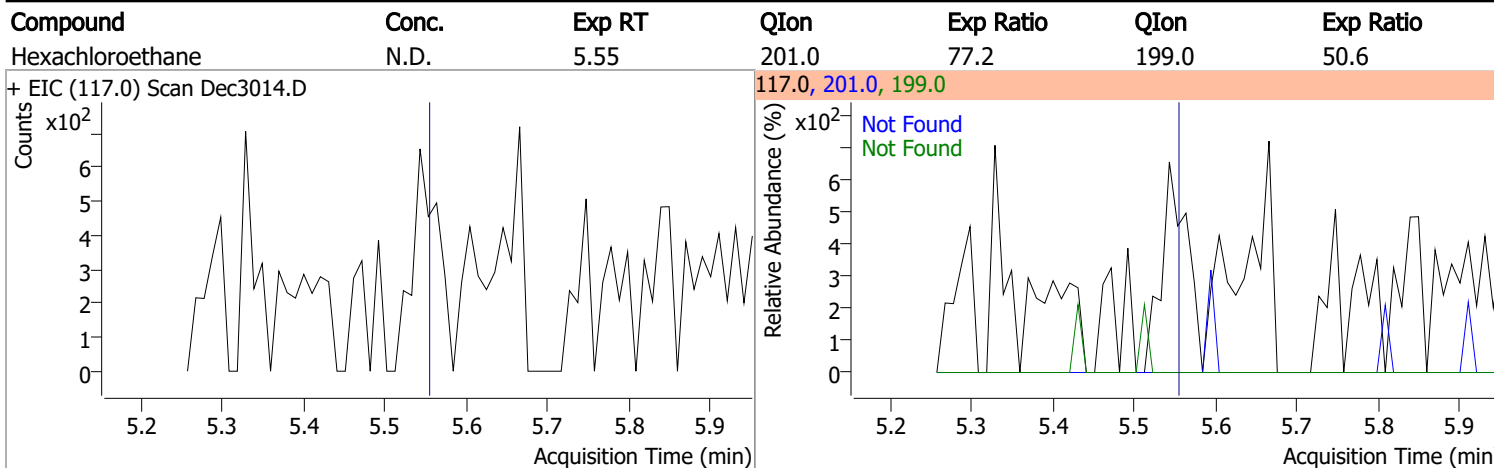
| Compound | Conc. | RT | Dev(Min) | Resp. | QIon | QRatio | Lower | Upper |
|----------------------------|-------|----|----------|-------|-------|--------|-------|-------|
| N-nitroso-Di-n-propylamine | | 0 | | 0 | 130.0 | | 0.0 | 35.2 |



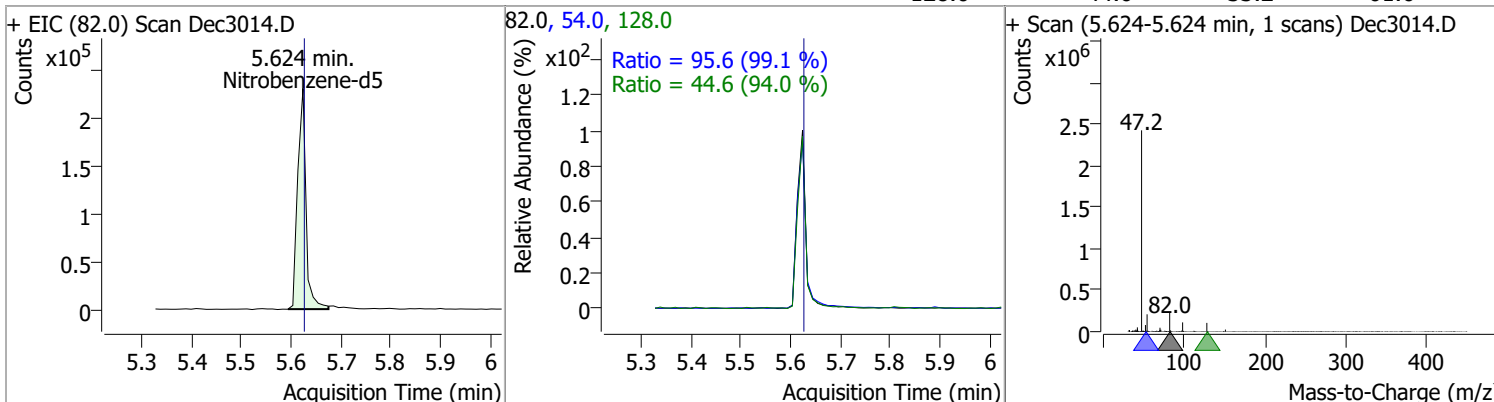
| Compound | Conc. | Exp RT | QIon | Exp Ratio |
|-----------------------------|-------|--------|-------|-----------|
| 4Methylphenol/3Methylphenol | N.D. | 5.52 | 108.0 | 81.4 |



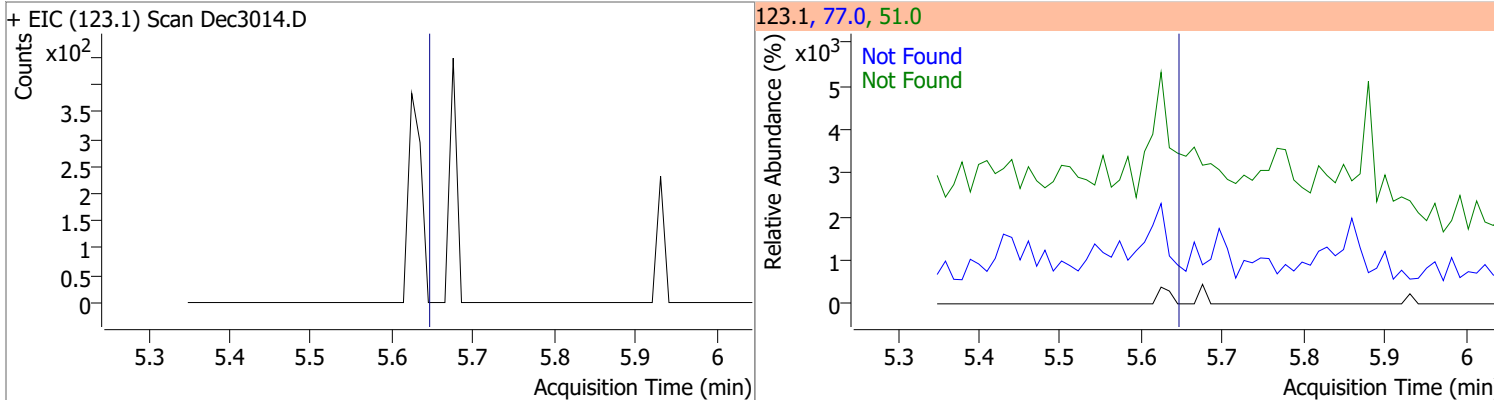
Quantitation Results Report (QT Reviewed)



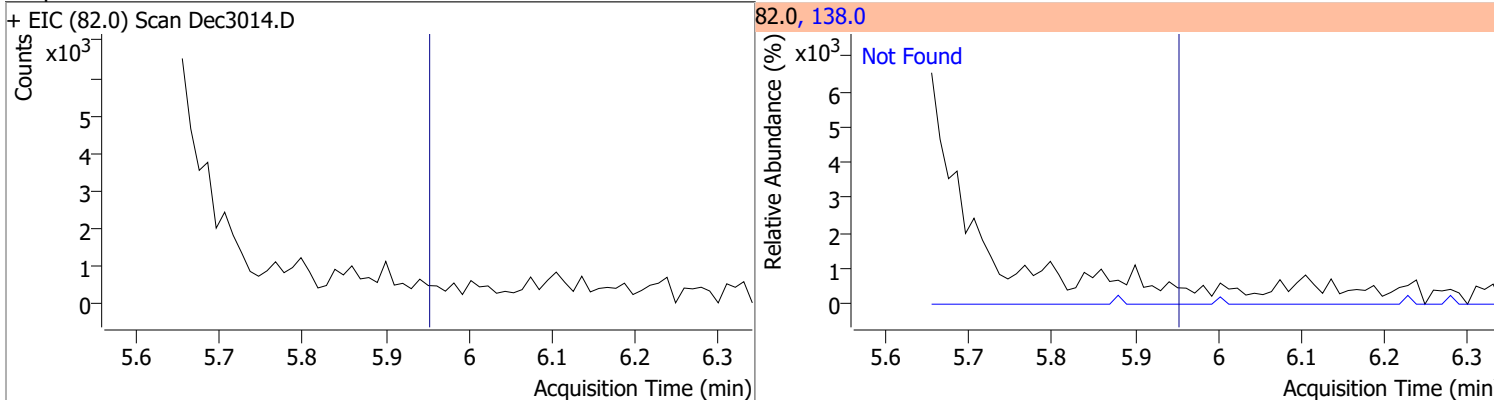
| Compound | Conc. | RT | Dev(Min) | Resp. | QIon | QRatio | Lower | Upper |
|-----------------|---------|------|----------|--------|-------|--------|-------|-------|
| Nitrobenzene-d5 | 51.3324 | 5.62 | 0.00 | 264673 | 54.0 | 95.6 | 67.5 | 125.4 |
| | | | | | 128.0 | 44.6 | 33.2 | 61.6 |



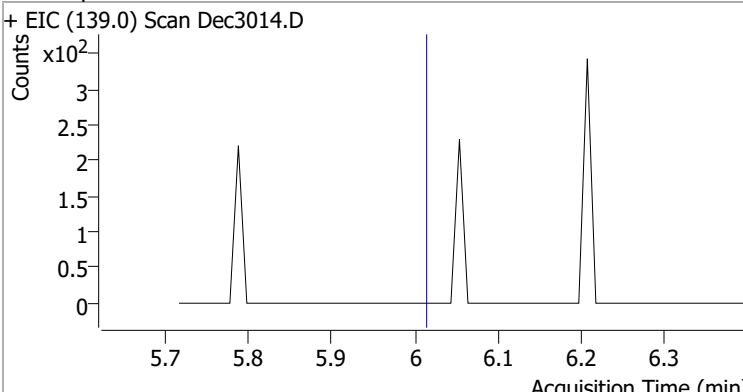
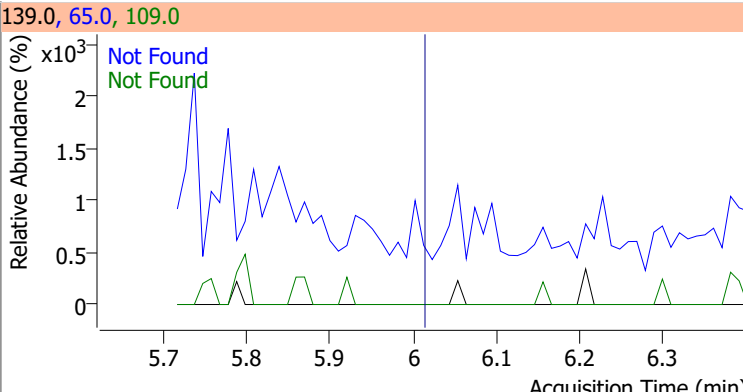
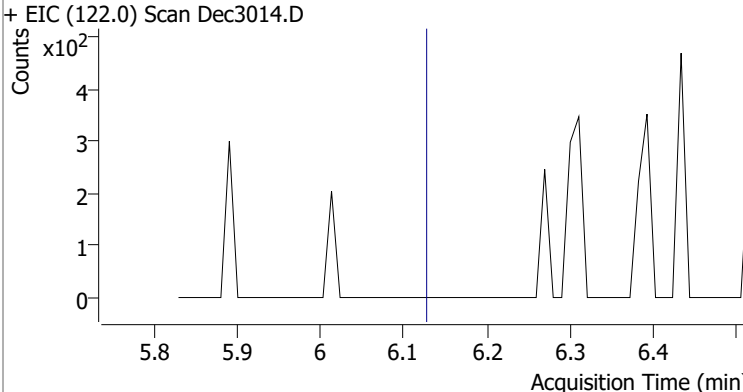
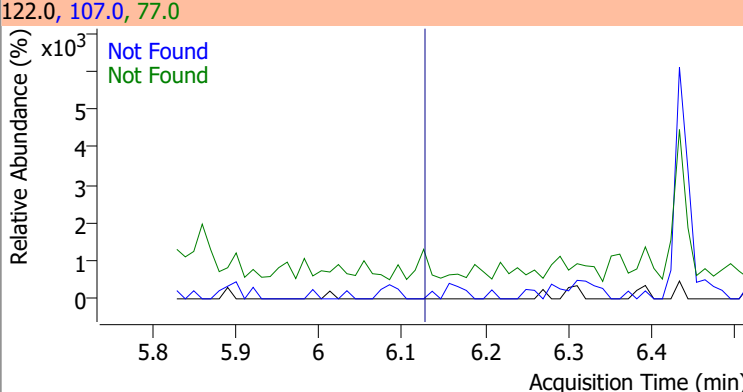
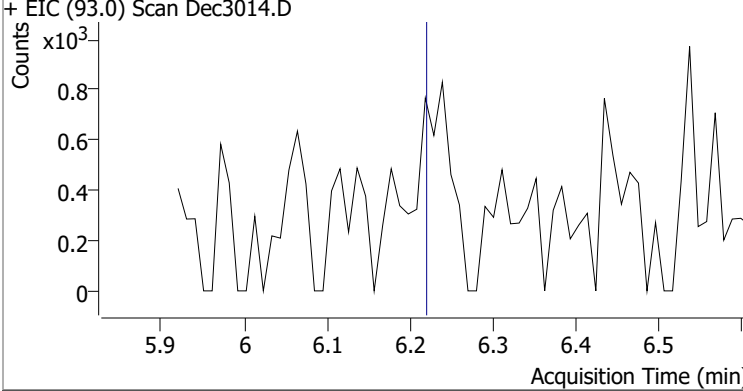
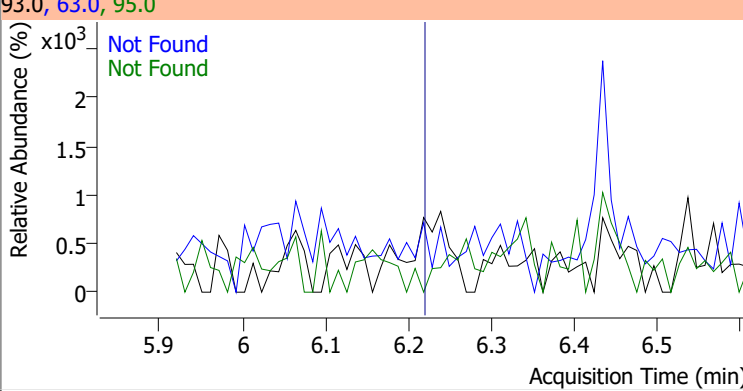
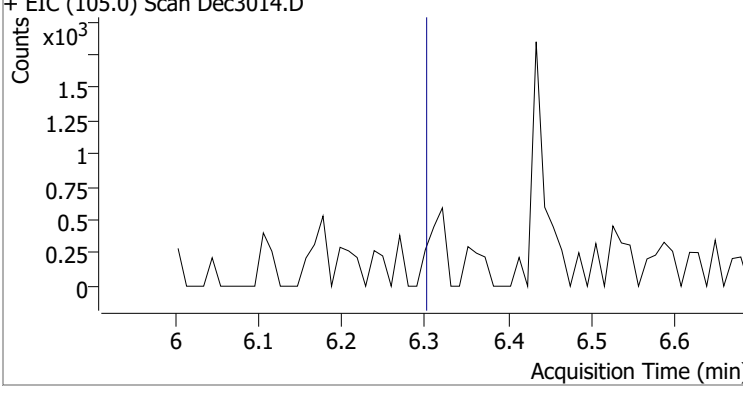
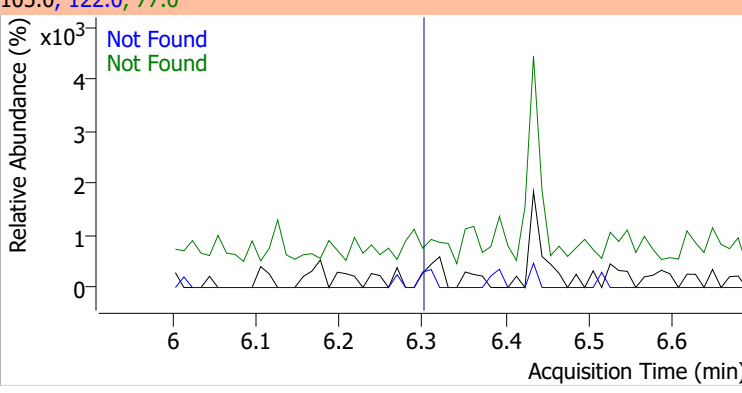
| Compound | Conc. | Exp RT | QIon | Exp Ratio | QIon | Exp Ratio |
|--------------|-------|--------|------|-----------|------|-----------|
| Nitrobenzene | N.D. | 5.64 | 77.0 | 211.4 | 51.0 | 210.3 |



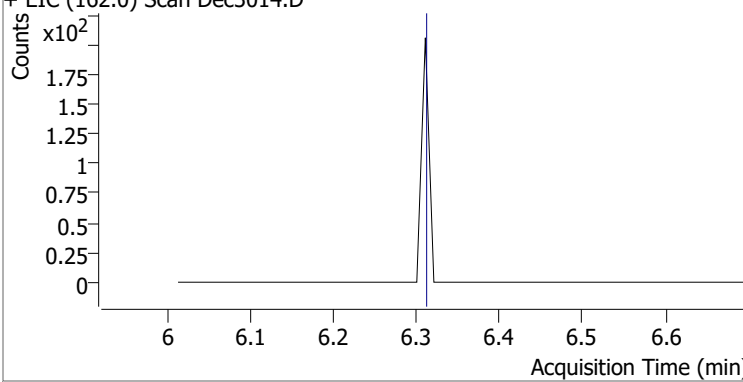
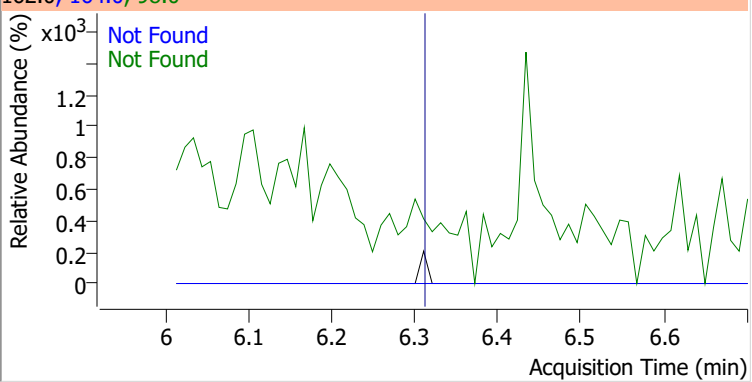
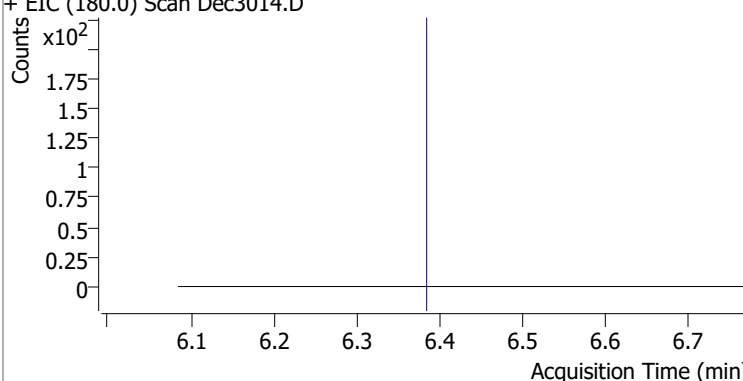
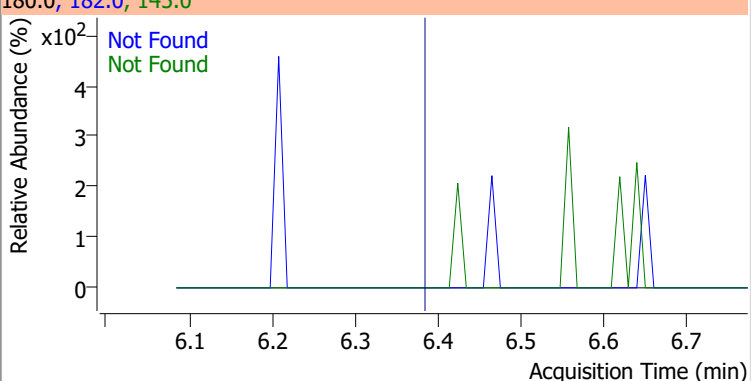
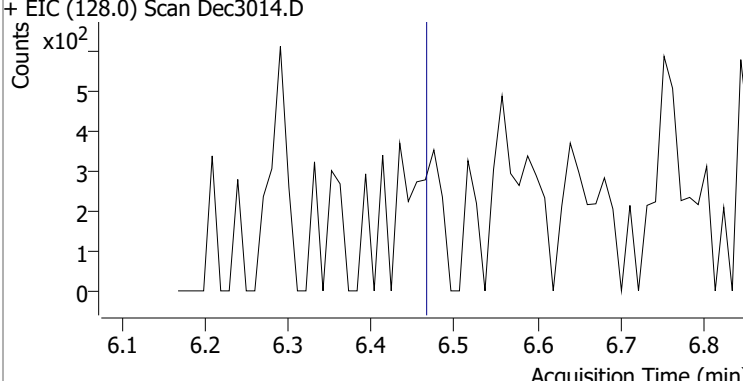
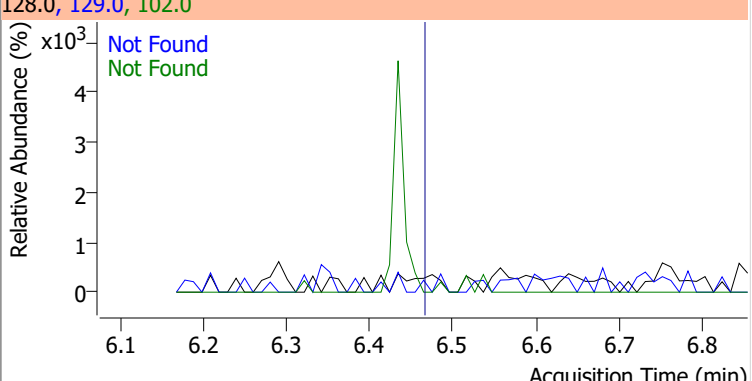
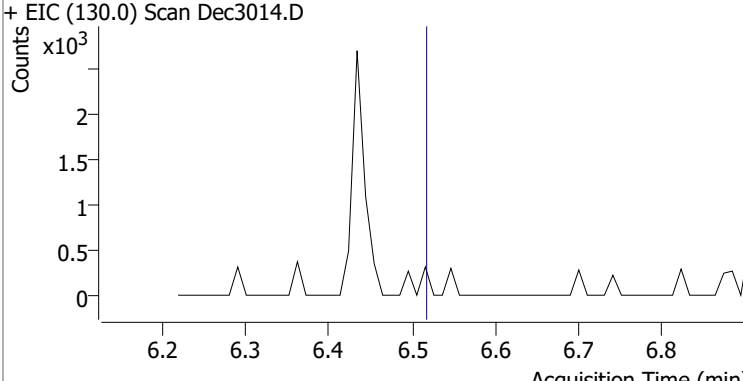
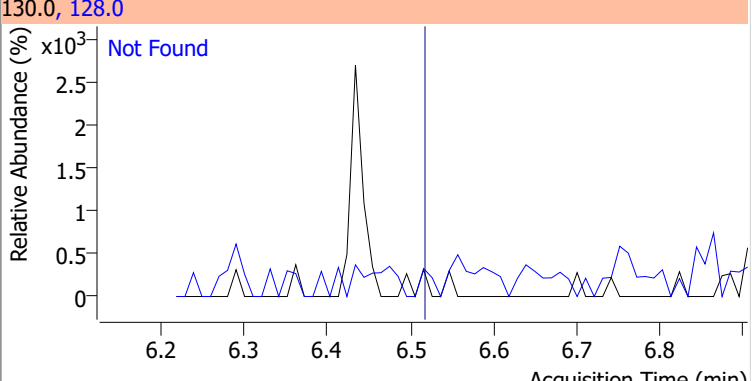
| Compound | Conc. | Exp RT | QIon | Exp Ratio |
|------------|-------|--------|-------|-----------|
| Isophorone | N.D. | 5.95 | 138.0 | 19.1 |



Quantitation Results Report (QT Reviewed)

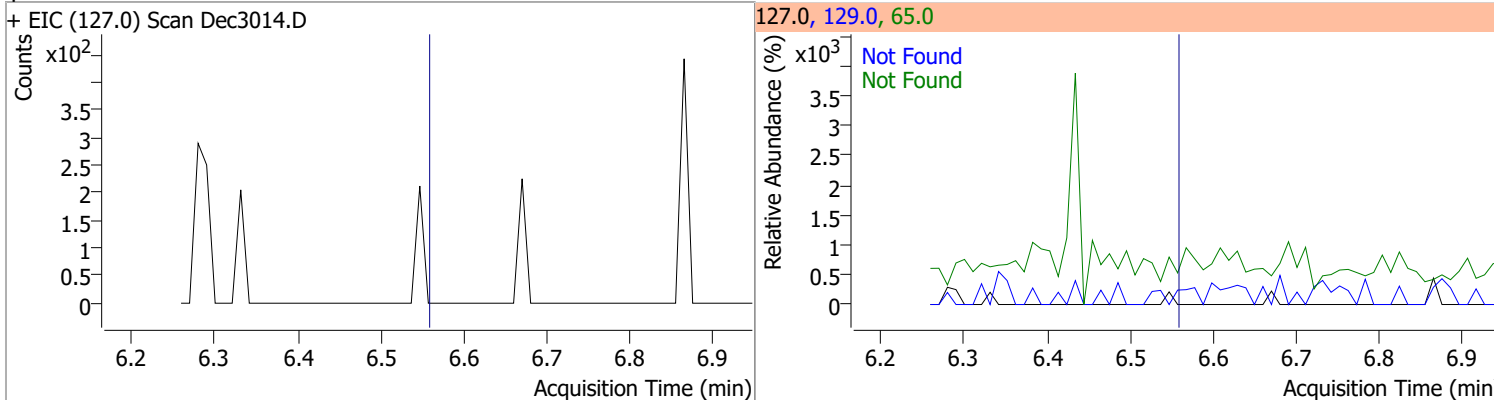
| Compound | Conc. | Exp RT | QIon | Exp Ratio | QIon | Exp Ratio |
|--|-------|--------|--|-----------|-------|-----------|
| 2-Nitrophenol | N.D. | 6.01 | 65.0 | 57.4 | 109.0 | 32.8 |
| + EIC (139.0) Scan Dec3014.D | | | 139.0, 65.0, 109.0 | | | |
|  | | |  | | | |
| 2,4-Dimethylphenol | N.D. | 6.13 | 107.0 | 109.1 | 77.0 | 32.4 |
| + EIC (122.0) Scan Dec3014.D | | | 122.0, 107.0, 77.0 | | | |
|  | | |  | | | |
| bis(-2-Chloroethoxy)Methane | N.D. | 6.22 | 63.0 | 90.7 | 95.0 | 31.7 |
| + EIC (93.0) Scan Dec3014.D | | | 93.0, 63.0, 95.0 | | | |
|  | | |  | | | |
| Benzoic Acid | N.D. | 6.30 | 122.0 | 87.4 | 77.0 | 73.1 |
| + EIC (105.0) Scan Dec3014.D | | | 105.0, 122.0, 77.0 | | | |
|  | | |  | | | |

Quantitation Results Report (QT Reviewed)

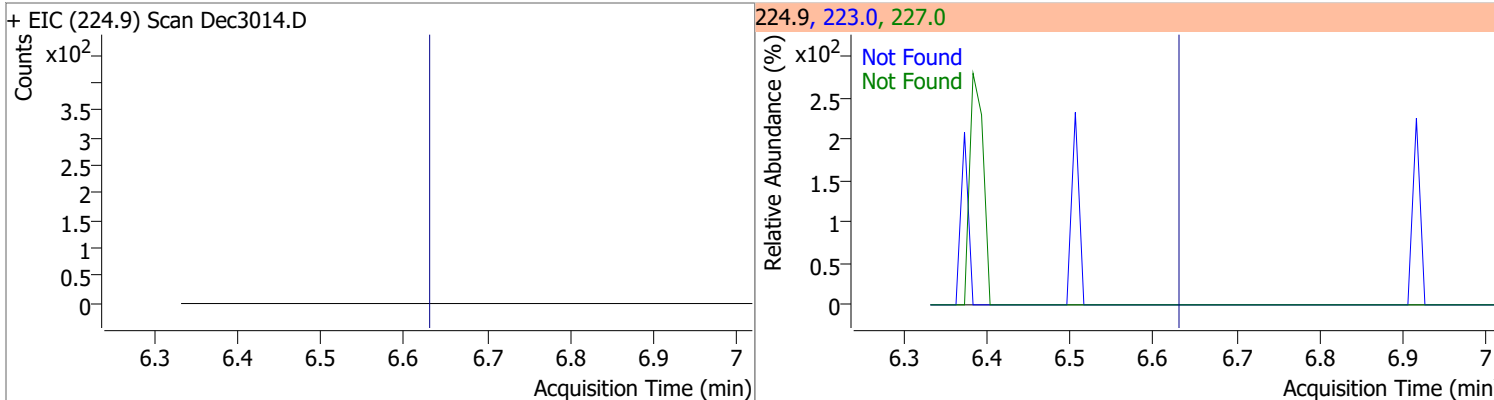
| Compound | Conc. | Exp RT | QIon | Exp Ratio | QIon | Exp Ratio |
|--|-------|--------|--|-----------|-------|-----------|
| 2,4-Dichlorophenol | N.D. | 6.31 | 164.0 | 62.0 | 98.0 | 32.4 |
| + EIC (162.0) Scan Dec3014.D | | | 162.0, 164.0, 98.0 | | | |
|  | | |  | | | |
| 1,2,4-Trichlorobenzene | N.D. | 6.38 | 182.0 | 94.1 | 145.0 | 30.4 |
| + EIC (180.0) Scan Dec3014.D | | | 180.0, 182.0, 145.0 | | | |
|  | | |  | | | |
| Naphthalene | N.D. | 6.46 | 129.0 | 10.9 | 102.0 | 9.3 |
| + EIC (128.0) Scan Dec3014.D | | | 128.0, 129.0, 102.0 | | | |
|  | | |  | | | |
| 4-Chlorophenol | N.D. | 6.52 | 128.0 | 309.7 | | |
| + EIC (130.0) Scan Dec3014.D | | | 130.0, 128.0 | | | |
|  | | |  | | | |

Quantitation Results Report (QT Reviewed)

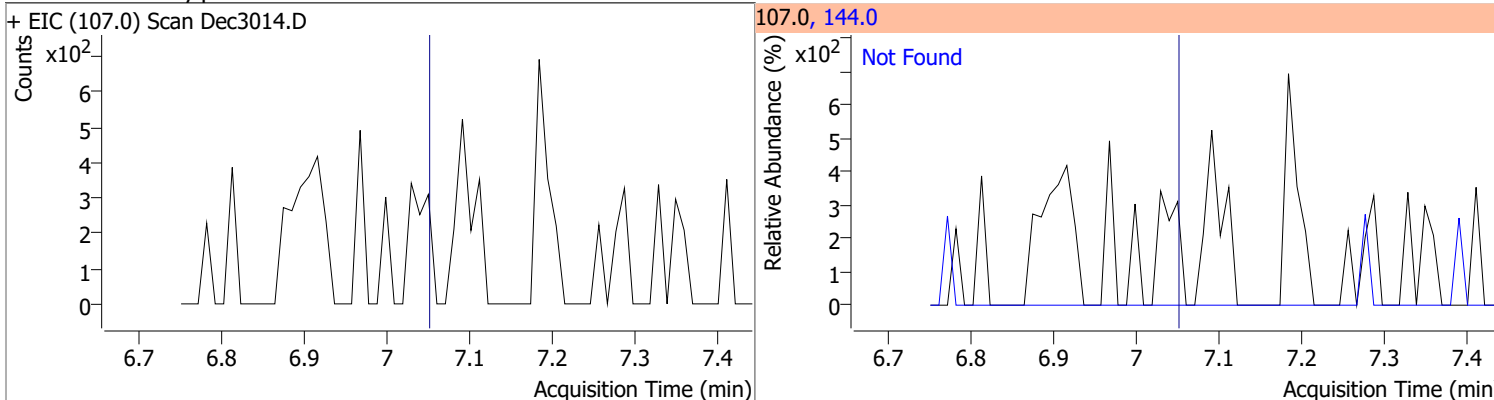
| Compound | Conc. | Exp RT | QIon | Exp Ratio | QIon | Exp Ratio |
|-----------------|-------|--------|------|-----------|-------|-----------|
| p-Chloroaniline | N.D. | 6.56 | 65.0 | 37.5 | 129.0 | 29.2 |



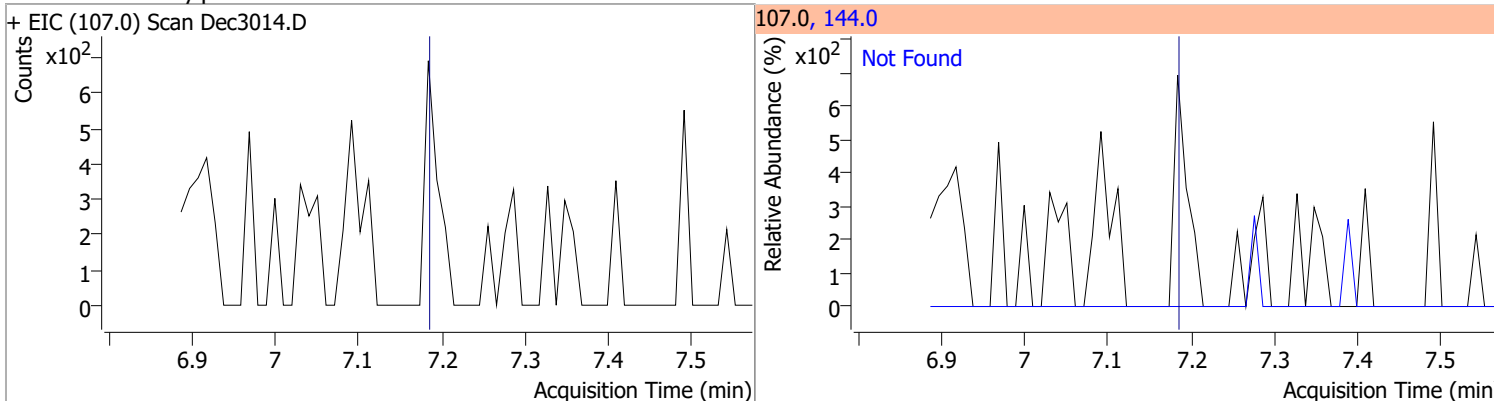
| Compound | Conc. | Exp RT | QIon | Exp Ratio | QIon | Exp Ratio |
|---------------------|-------|--------|-------|-----------|-------|-----------|
| Hexachlorobutadiene | N.D. | 6.63 | 227.0 | 66.6 | 223.0 | 60.8 |



| Compound | Conc. | Exp RT | QIon | Exp Ratio |
|-------------------------|-------|--------|-------|-----------|
| 4-Chloro-2-Methylphenol | N.D. | 7.05 | 144.0 | 26.6 |

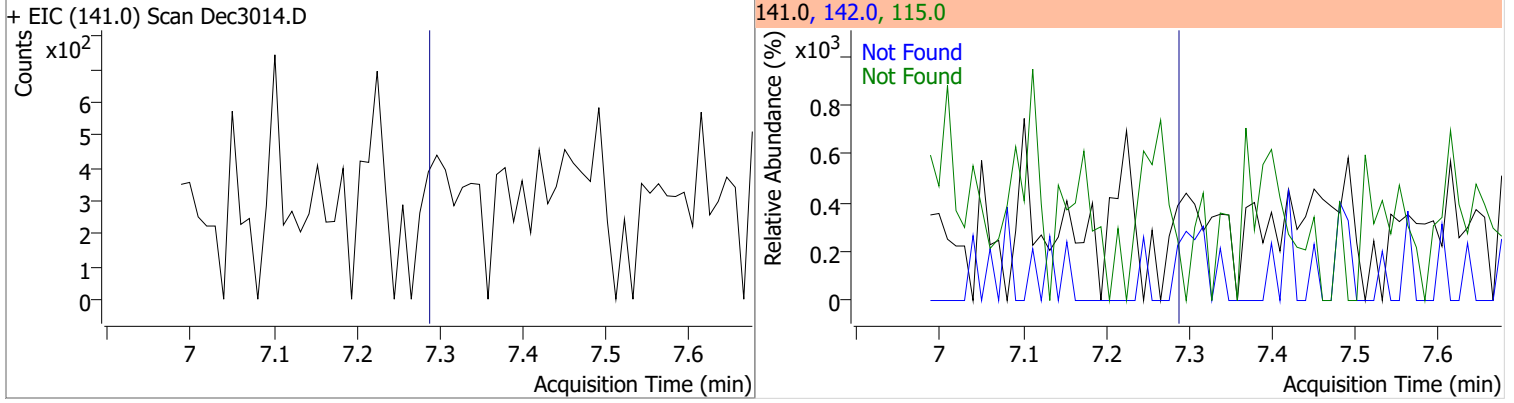


| Compound | Conc. | Exp RT | QIon | Exp Ratio |
|-------------------------|-------|--------|-------|-----------|
| 4-Chloro-3-Methylphenol | N.D. | 7.18 | 144.0 | 27.6 |

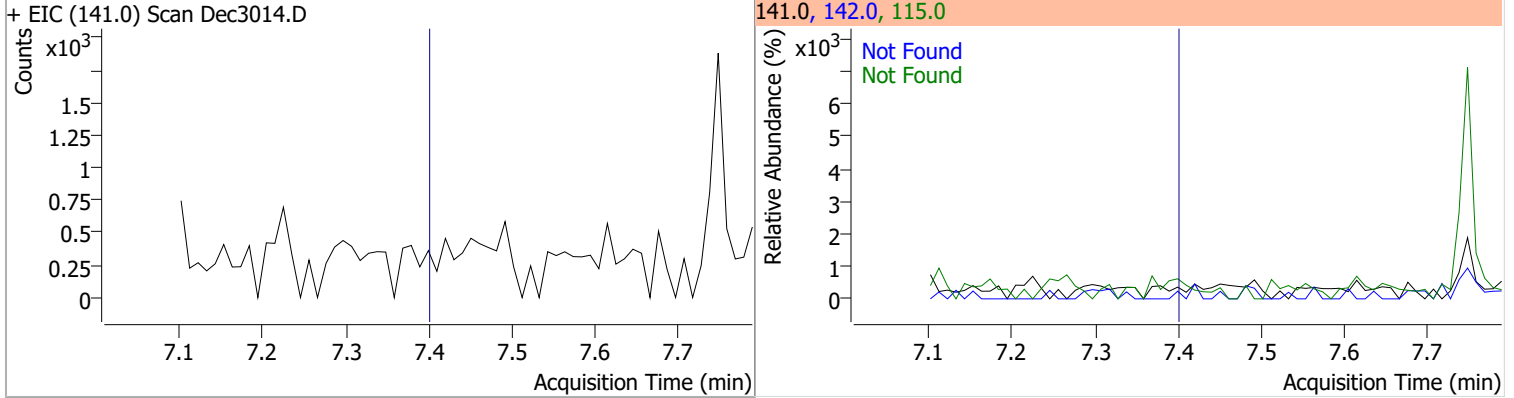


Quantitation Results Report (QT Reviewed)

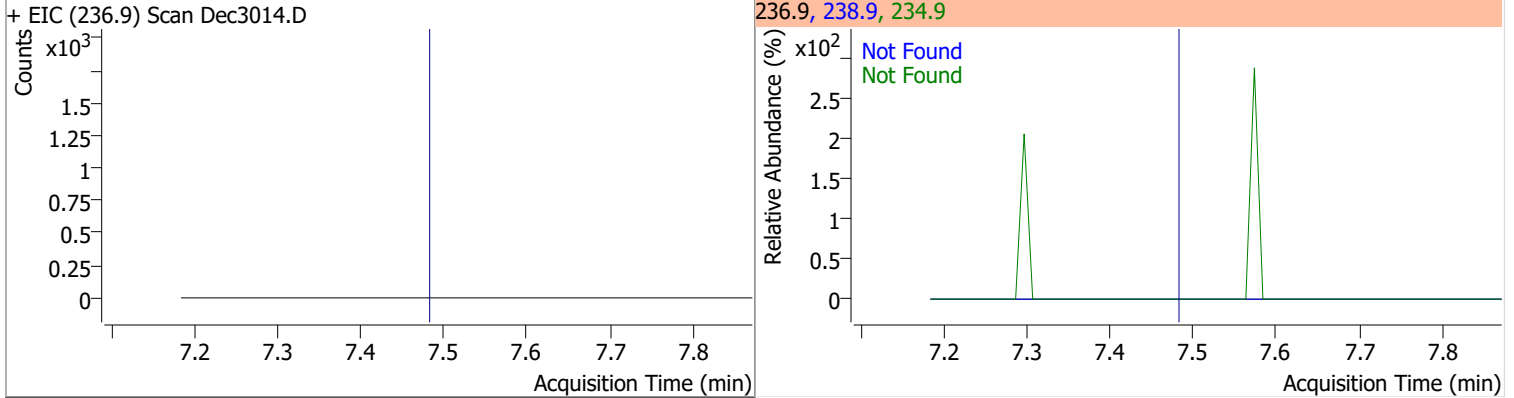
| Compound | Conc. | Exp RT | QIon | Exp Ratio | QIon | Exp Ratio |
|---------------------|-------|--------|-------|-----------|-------|-----------|
| 2-Methylnaphthalene | N.D. | 7.29 | 142.0 | 114.8 | 115.0 | 42.0 |



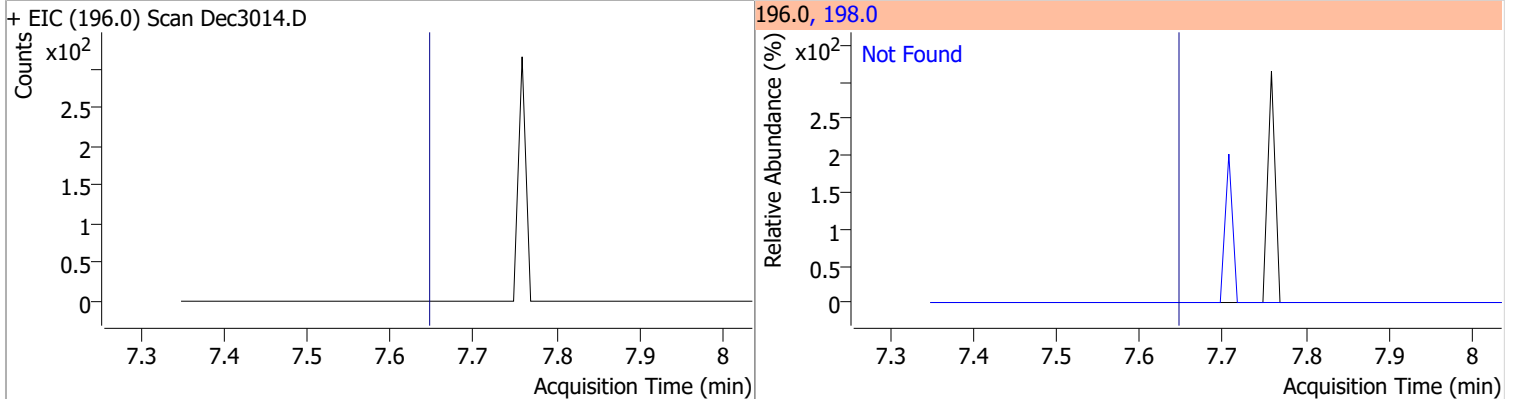
| Compound | Conc. | Exp RT | QIon | Exp Ratio | QIon | Exp Ratio |
|---------------------|-------|--------|-------|-----------|-------|-----------|
| 1-Methylnaphthalene | N.D. | 7.40 | 142.0 | 111.0 | 115.0 | 42.5 |



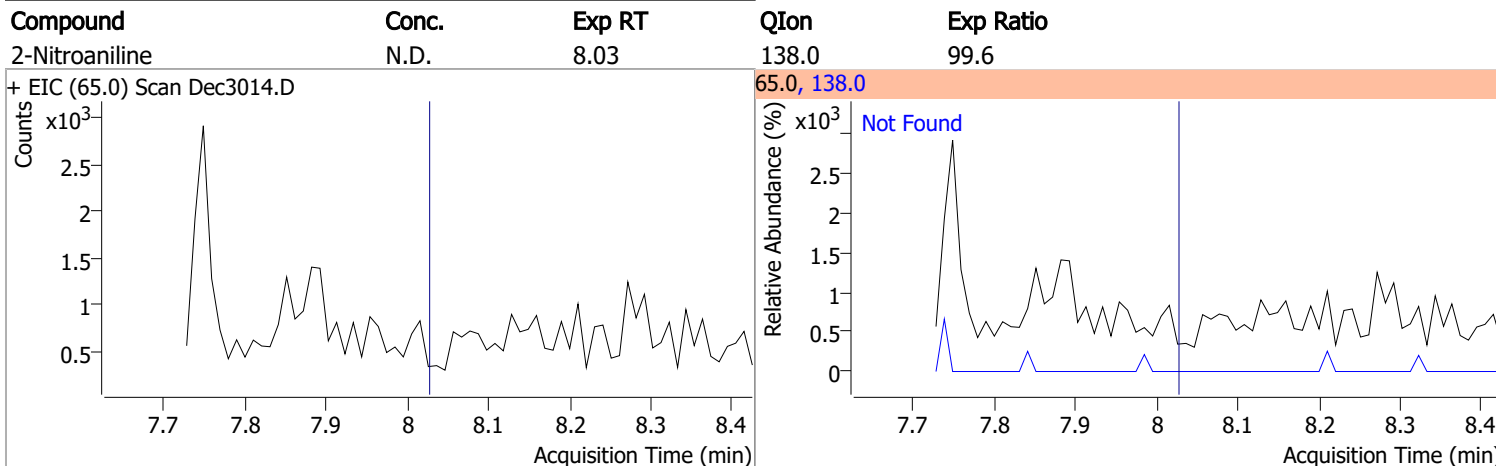
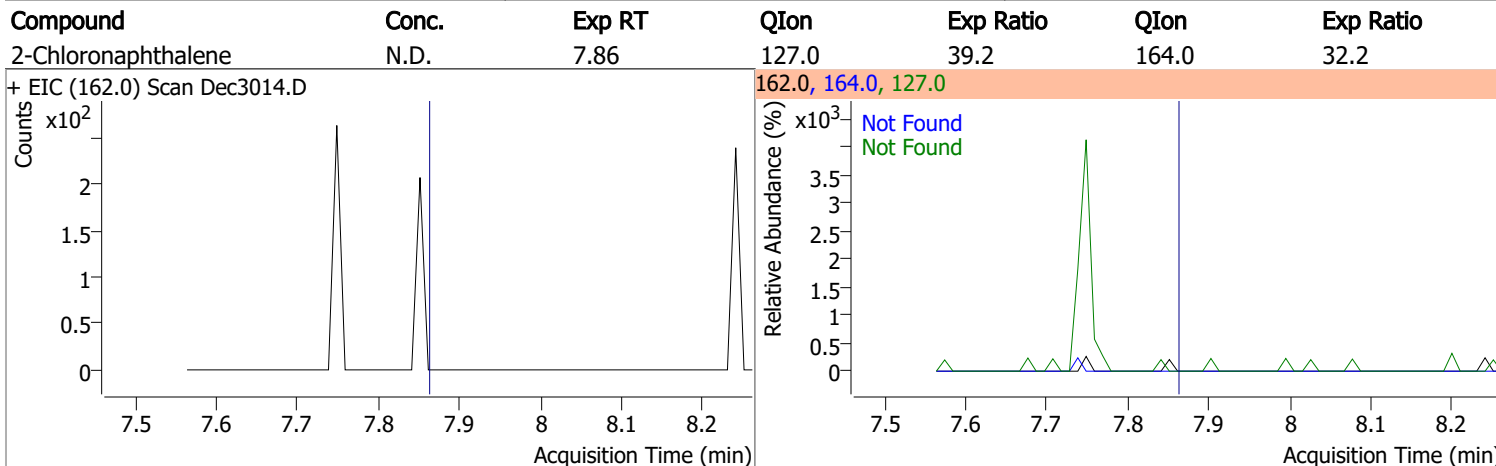
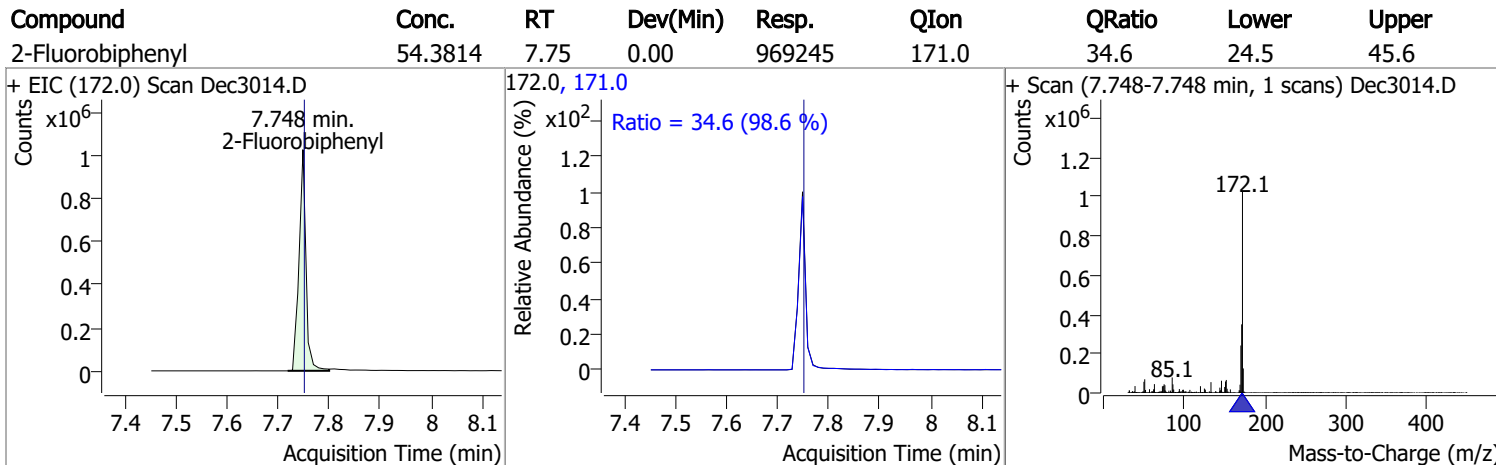
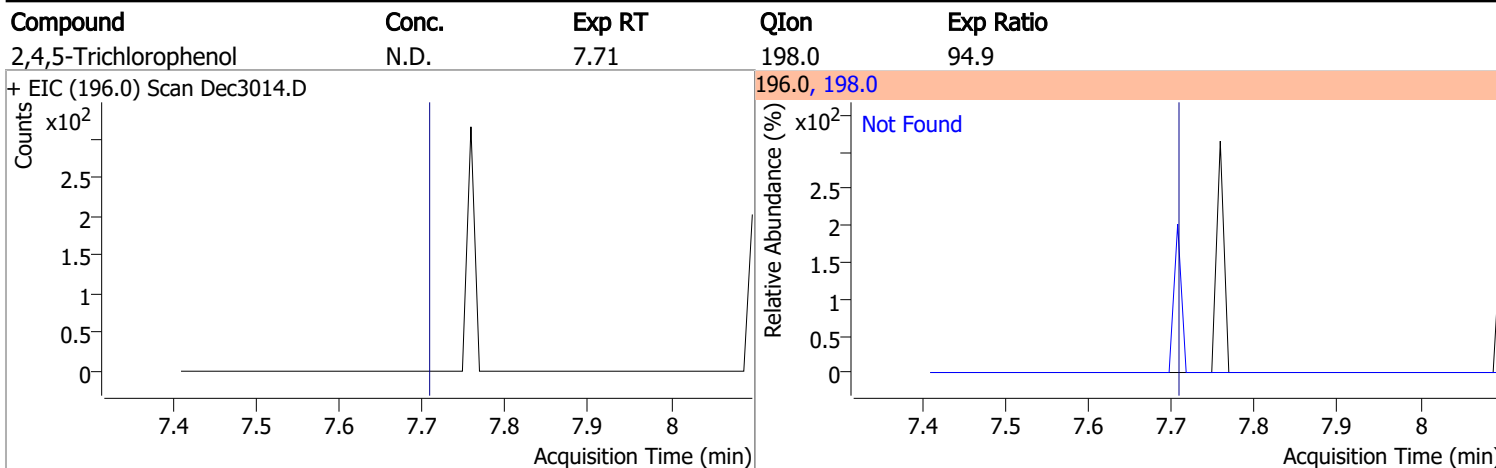
| Compound | Conc. | Exp RT | QIon | Exp Ratio | QIon | Exp Ratio |
|---------------------------|-------|--------|-------|-----------|-------|-----------|
| Hexachlorocyclopentadiene | N.D. | 7.48 | 234.9 | 64.7 | 238.9 | 64.1 |



| Compound | Conc. | Exp RT | QIon | Exp Ratio |
|-----------------------|-------|--------|-------|-----------|
| 2,4,6-Trichlorophenol | N.D. | 7.65 | 198.0 | 94.4 |

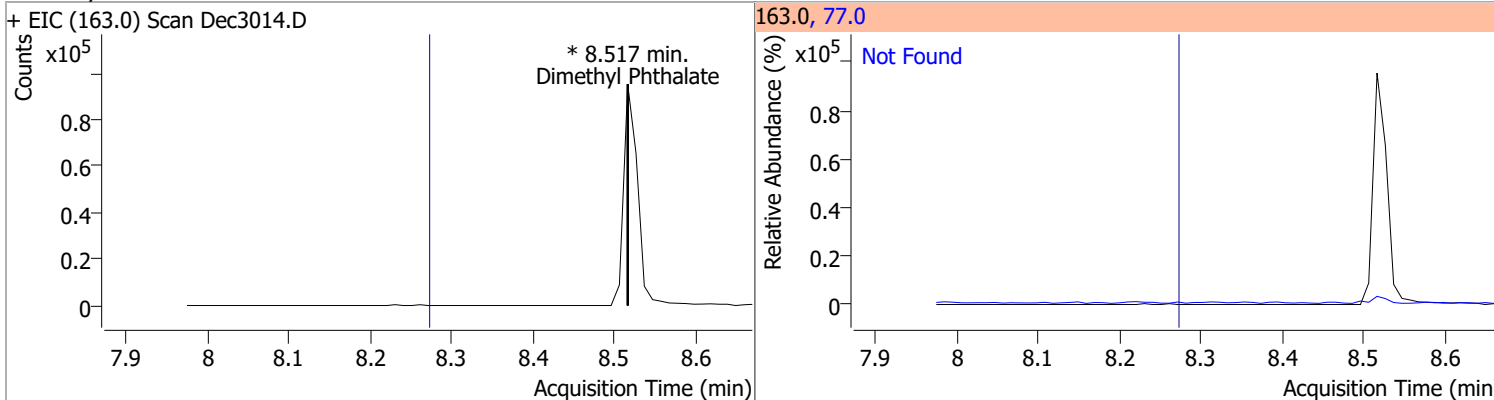


Quantitation Results Report (QT Reviewed)

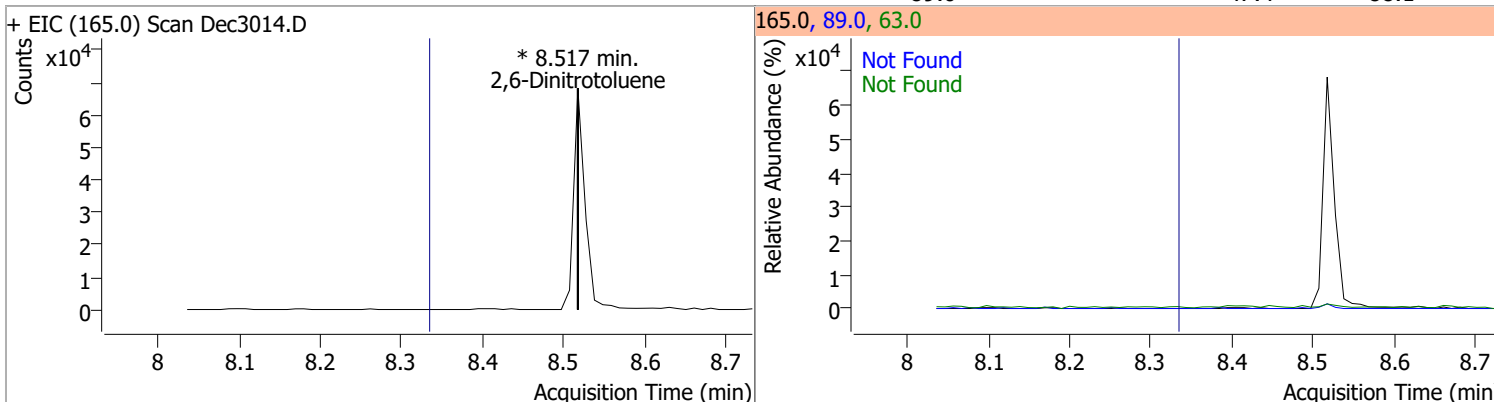


Quantitation Results Report (QT Reviewed)

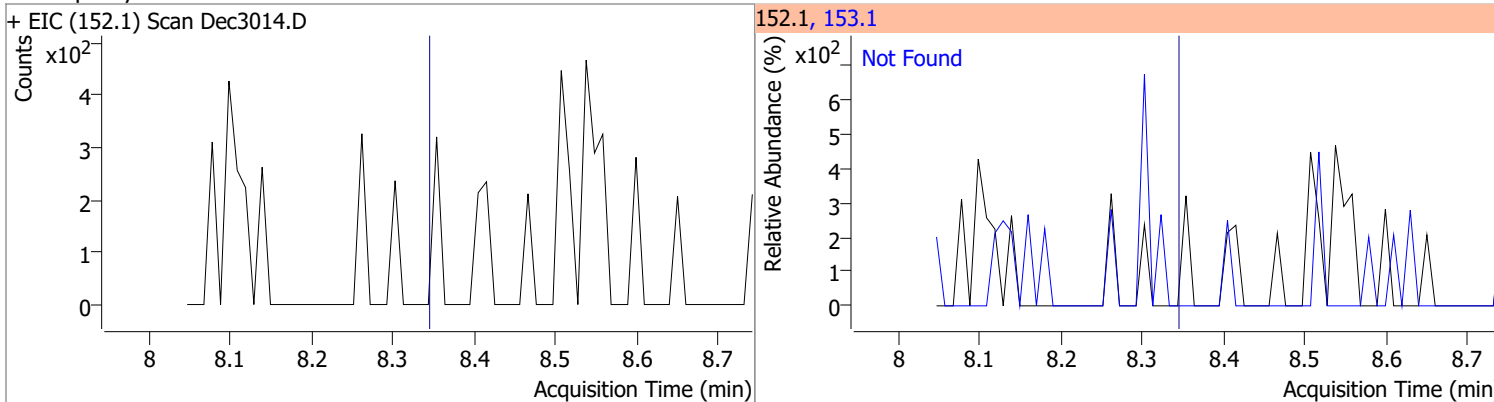
| Compound | Conc. | RT | Dev(Min) | Resp. | QIon | QRatio | Lower | Upper |
|--------------------|-------|----|----------|-------|------|--------|-------|-------|
| Dimethyl Phthalate | 0 | 0 | | 0 | 77.0 | | 15.1 | 28.0 |



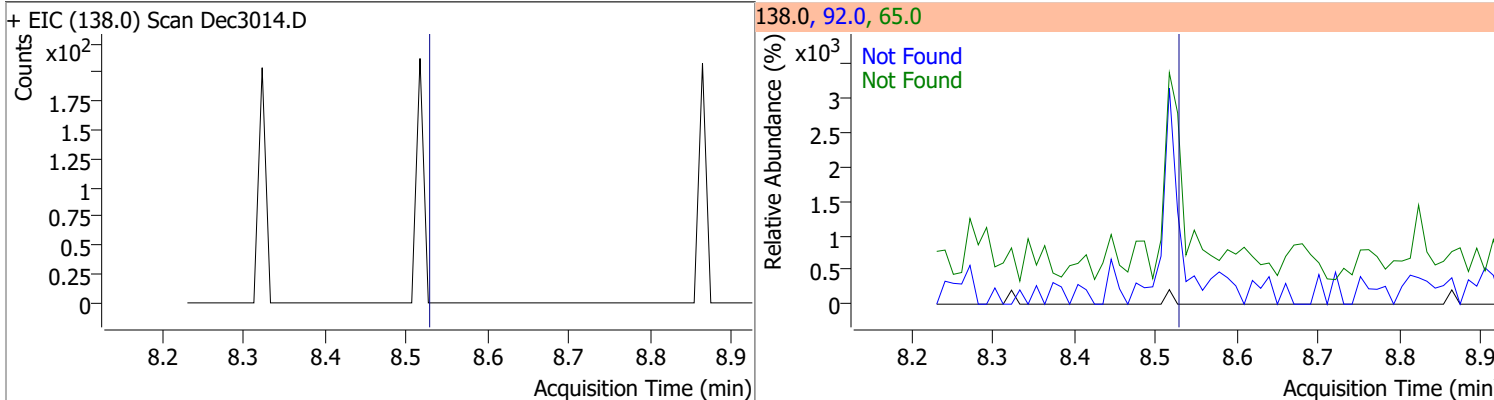
| Compound | Conc. | RT | Dev(Min) | Resp. | QIon | QRatio | Lower | Upper |
|--------------------|-------|----|----------|-------|--------------|--------|---------------|---------------|
| 2,6-Dinitrotoluene | 0 | 0 | | 0 | 63.0 89.0 | | 135.1 47.4 | 250.9 88.1 |



| Compound | Conc. | Exp RT | QIon | Exp Ratio |
|----------------|-------|--------|-------|-----------|
| Acenaphthylene | N.D. | 8.34 | 153.1 | 13.9 |

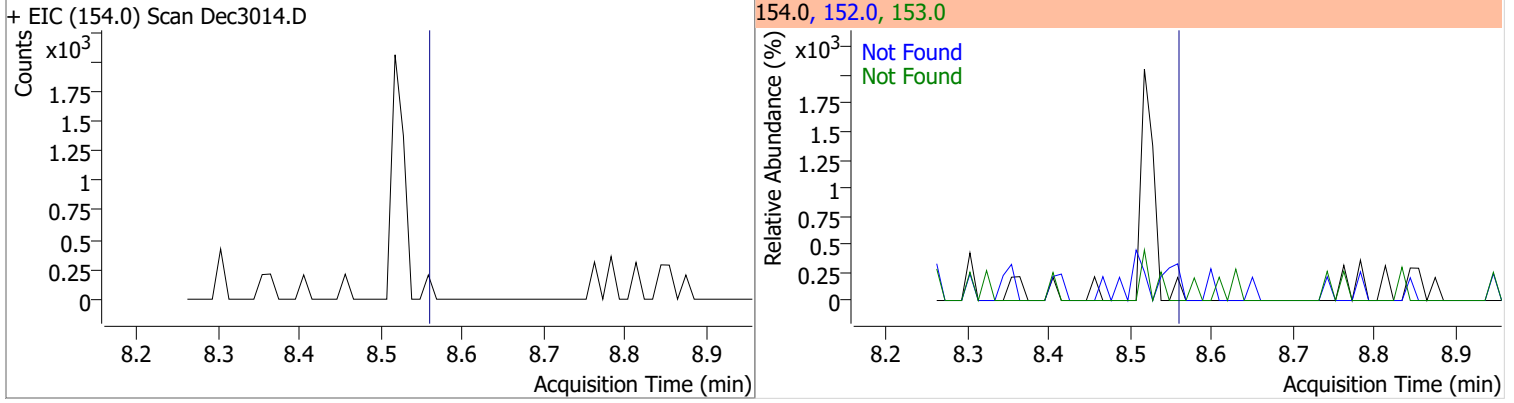


| Compound | Conc. | Exp RT | QIon | Exp Ratio | QIon | Exp Ratio |
|----------------|-------|--------|------|-----------|------|-----------|
| 3-Nitroaniline | N.D. | 8.53 | 65.0 | 157.8 | 92.0 | 118.6 |

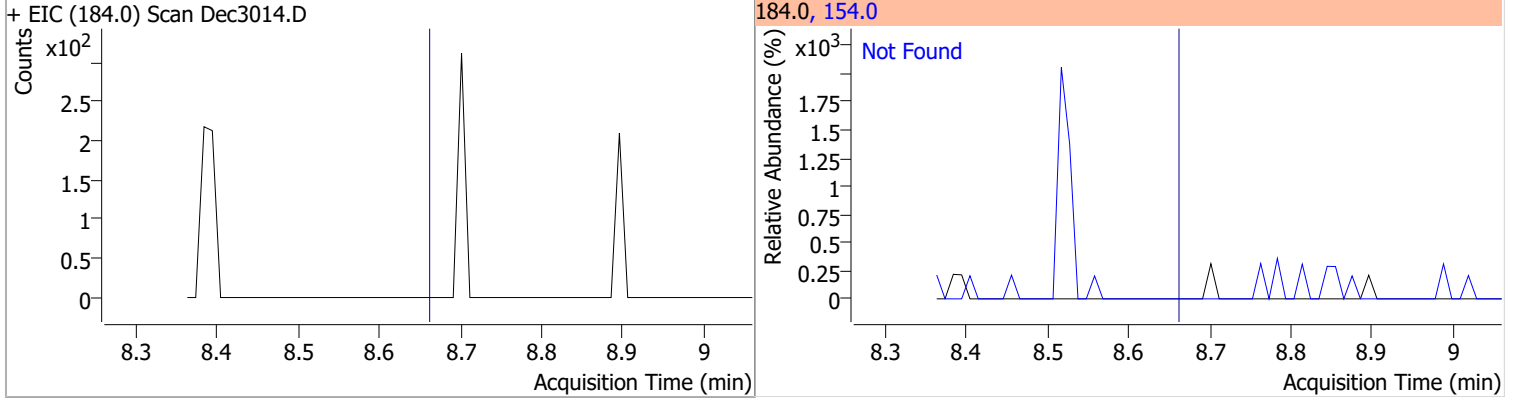


Quantitation Results Report (QT Reviewed)

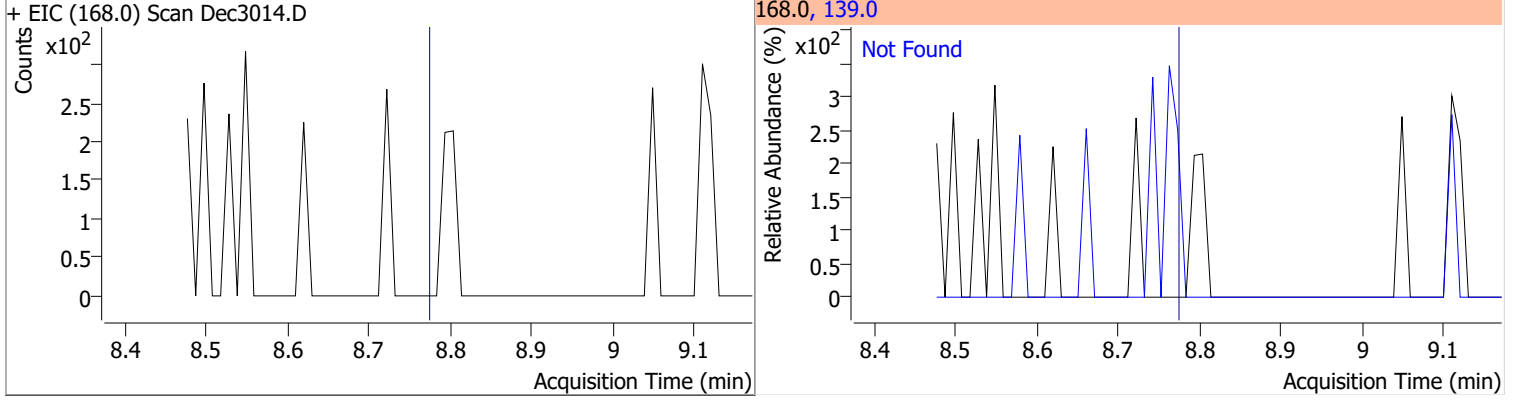
| Compound | Conc. | Exp RT | QIon | Exp Ratio | QIon | Exp Ratio |
|--------------|-------|--------|-------|-----------|-------|-----------|
| Acenaphthene | N.D. | 8.56 | 153.0 | 109.6 | 152.0 | 52.7 |



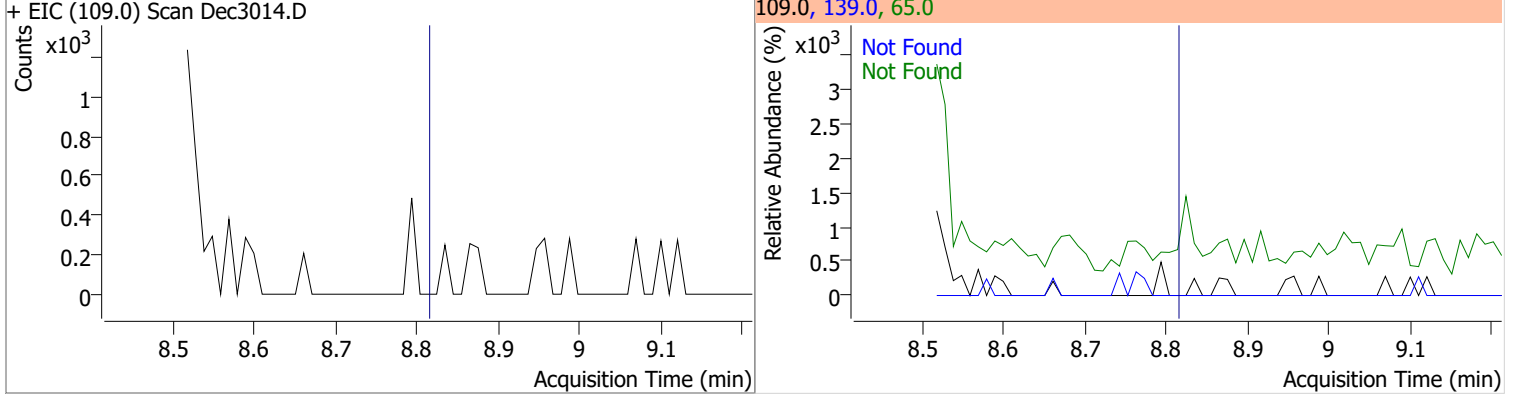
| Compound | Conc. | Exp RT | QIon | Exp Ratio |
|-------------------|-------|--------|-------|-----------|
| 2,4-Dinitrophenol | N.D. | 8.66 | 154.0 | 55.5 |



| Compound | Conc. | Exp RT | QIon | Exp Ratio |
|--------------|-------|--------|-------|-----------|
| Dibenzofuran | N.D. | 8.77 | 139.0 | 38.2 |

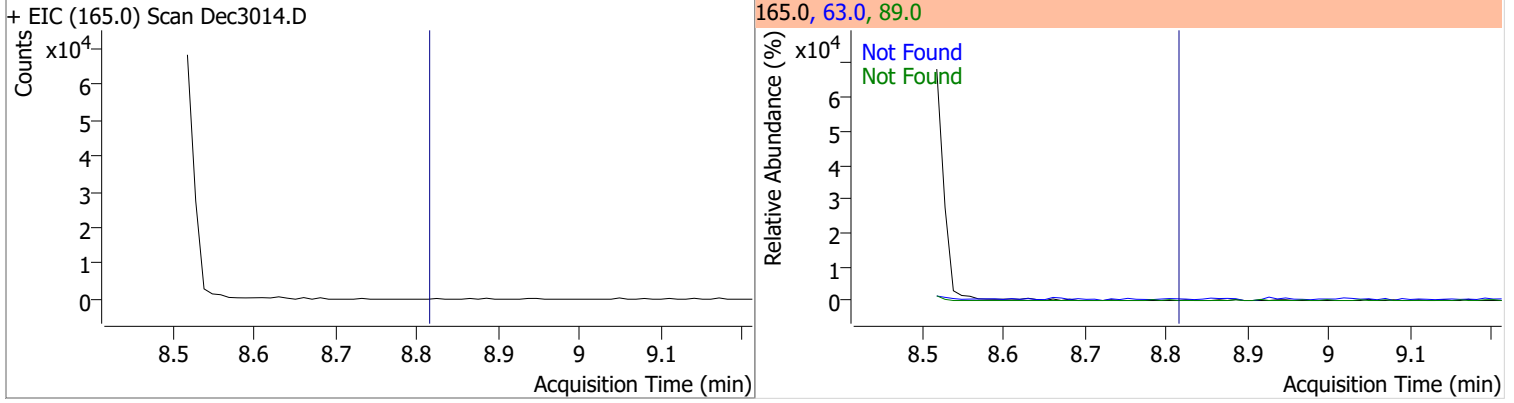


| Compound | Conc. | Exp RT | QIon | Exp Ratio | QIon | Exp Ratio |
|---------------|-------|--------|------|-----------|-------|-----------|
| 4-Nitrophenol | N.D. | 8.81 | 65.0 | 85.8 | 139.0 | 70.9 |

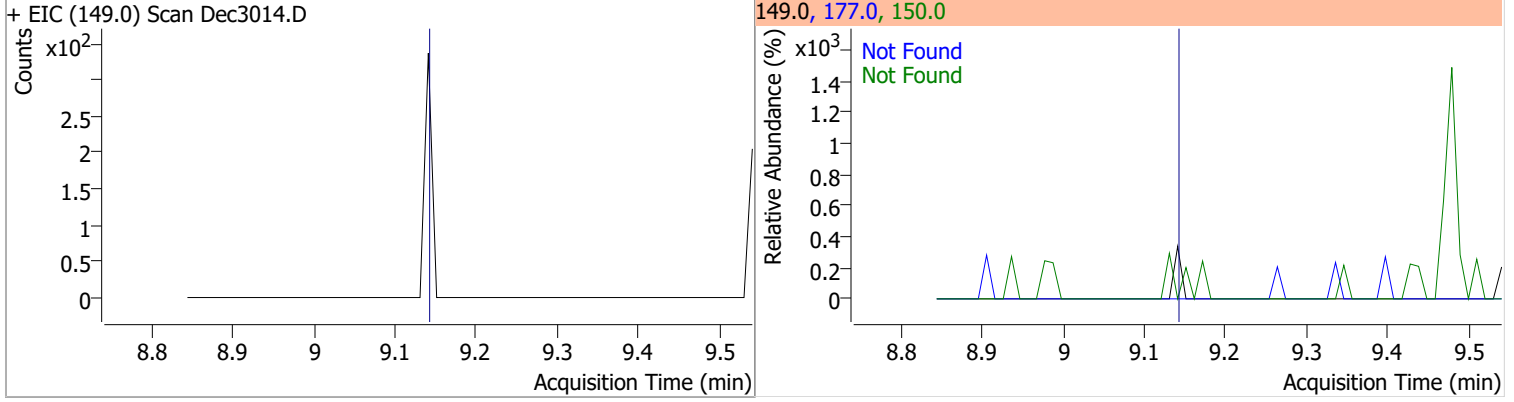


Quantitation Results Report (QT Reviewed)

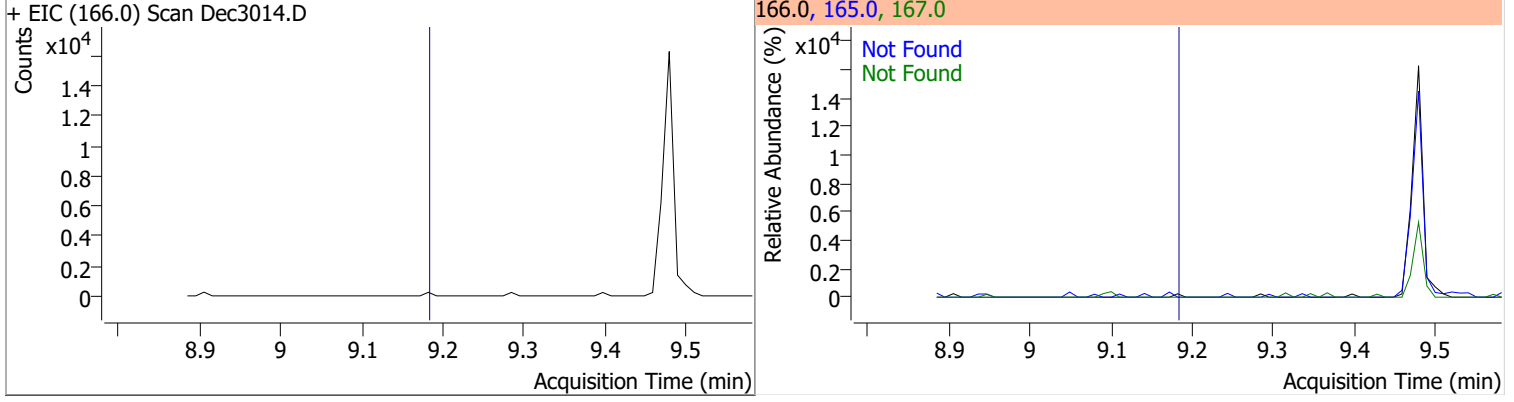
| Compound | Conc. | Exp RT | QIon | Exp Ratio | QIon | Exp Ratio |
|--------------------|-------|--------|------|-----------|------|-----------|
| 2,4-Dinitrotoluene | N.D. | 8.81 | 63.0 | 89.4 | 89.0 | 79.1 |



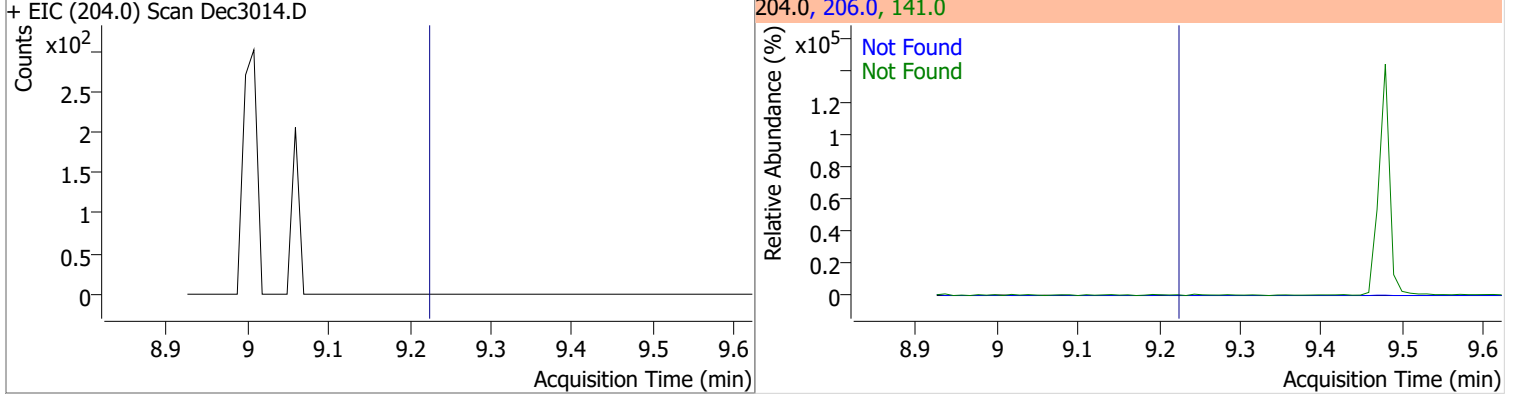
| Compound | Conc. | Exp RT | QIon | Exp Ratio | QIon | Exp Ratio |
|------------------|-------|--------|-------|-----------|-------|-----------|
| Diethylphthalate | N.D. | 9.14 | 177.0 | 19.4 | 150.0 | 12.3 |



| Compound | Conc. | Exp RT | QIon | Exp Ratio | QIon | Exp Ratio |
|----------|-------|--------|-------|-----------|-------|-----------|
| Fluorene | N.D. | 9.18 | 165.0 | 88.8 | 167.0 | 12.9 |

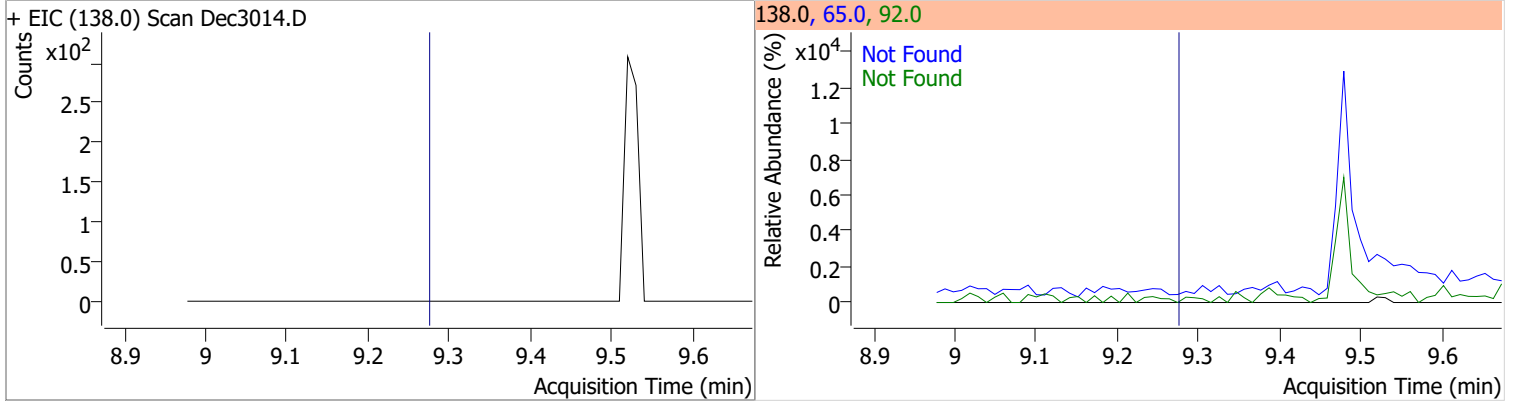


| Compound | Conc. | Exp RT | QIon | Exp Ratio | QIon | Exp Ratio |
|----------------------------|-------|--------|-------|-----------|-------|-----------|
| 4-Chlorophenyl-phenylether | N.D. | 9.22 | 141.0 | 65.7 | 206.0 | 32.4 |

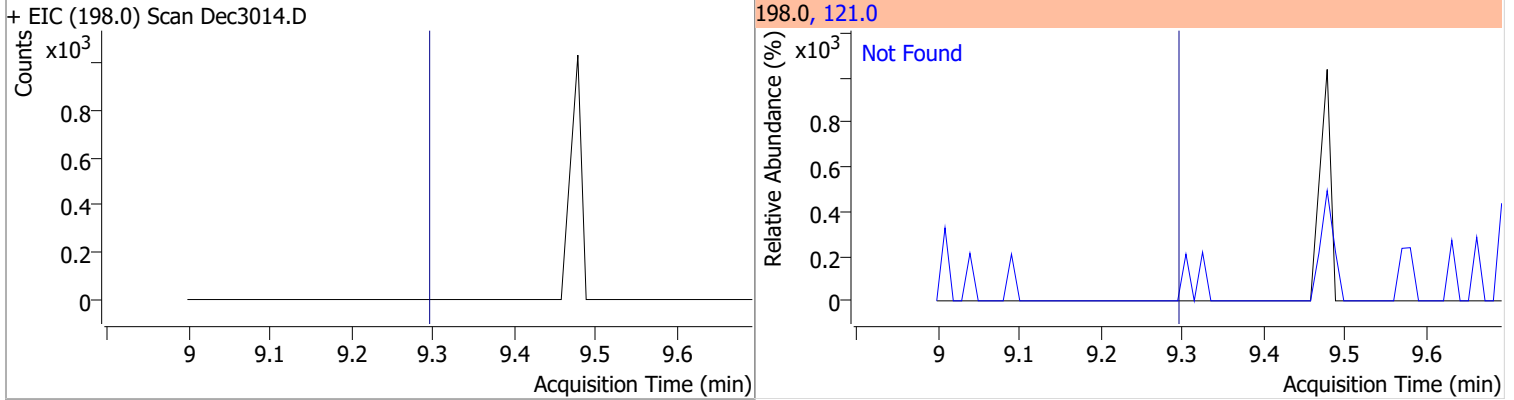


Quantitation Results Report (QT Reviewed)

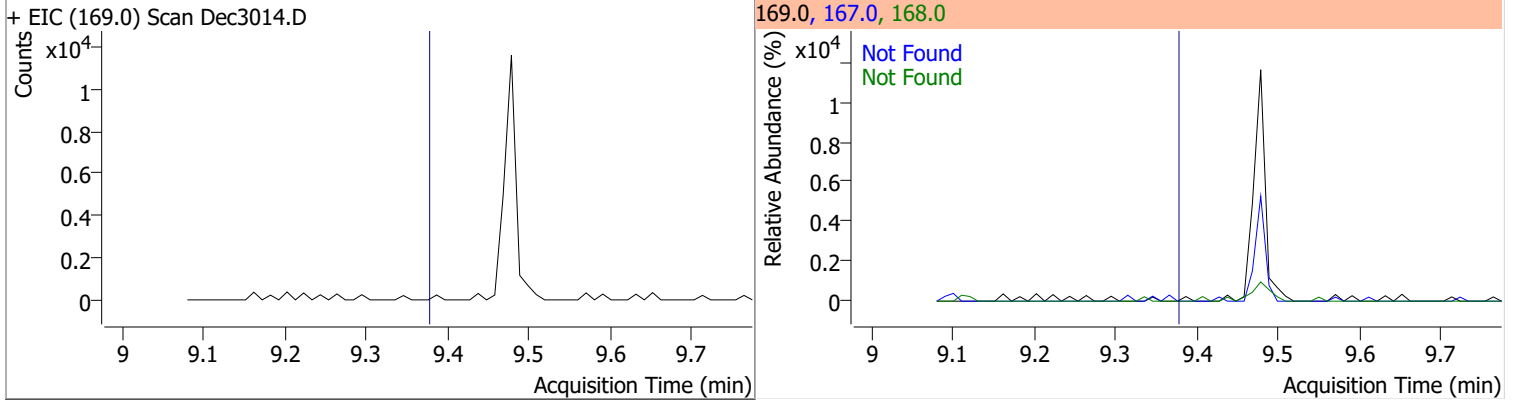
| Compound | Conc. | Exp RT | QIon | Exp Ratio | QIon | Exp Ratio |
|----------------|-------|--------|------|-----------|------|-----------|
| 4-Nitroaniline | N.D. | 9.27 | 65.0 | 131.3 | 92.0 | 49.5 |



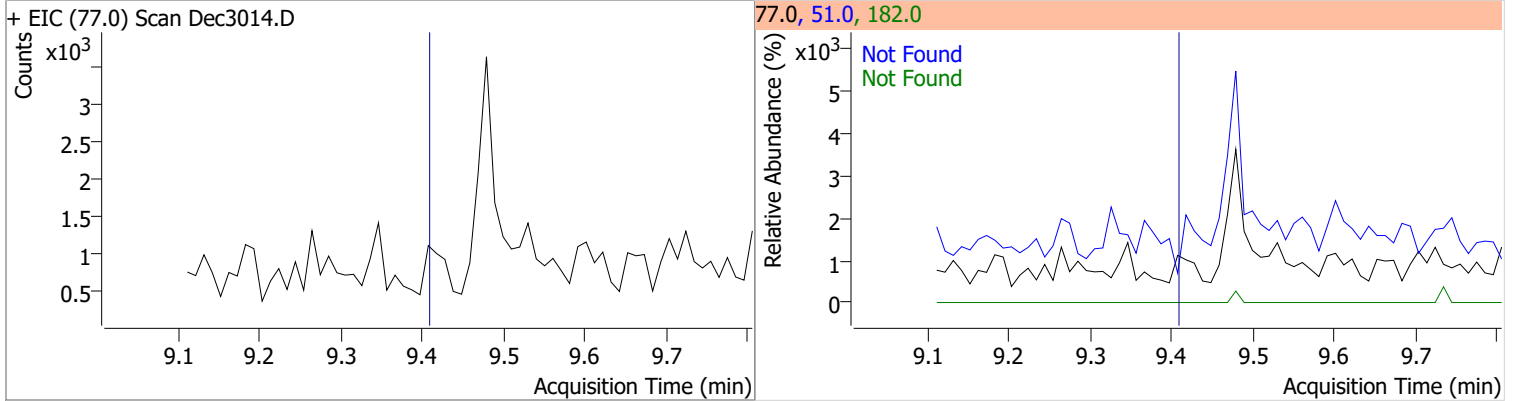
| Compound | Conc. | Exp RT | QIon | Exp Ratio |
|----------------------------|-------|--------|-------|-----------|
| 4,6-Dinitro-2-methylphenol | N.D. | 9.29 | 121.0 | 52.9 |



| Compound | Conc. | Exp RT | QIon | Exp Ratio | QIon | Exp Ratio |
|------------------------|-------|--------|-------|-----------|-------|-----------|
| N-nitrosodiphenylamine | N.D. | 9.38 | 168.0 | 66.6 | 167.0 | 35.0 |

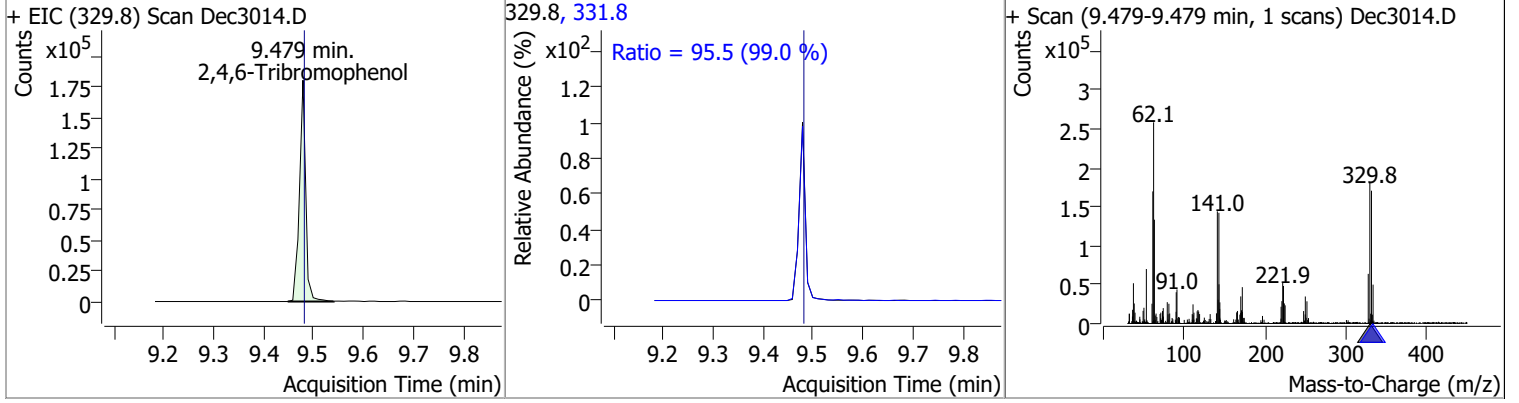


| Compound | Conc. | Exp RT | QIon | Exp Ratio | QIon | Exp Ratio |
|------------|-------|--------|------|-----------|-------|-----------|
| Azobenzene | N.D. | 9.41 | 51.0 | 49.7 | 182.0 | 23.1 |

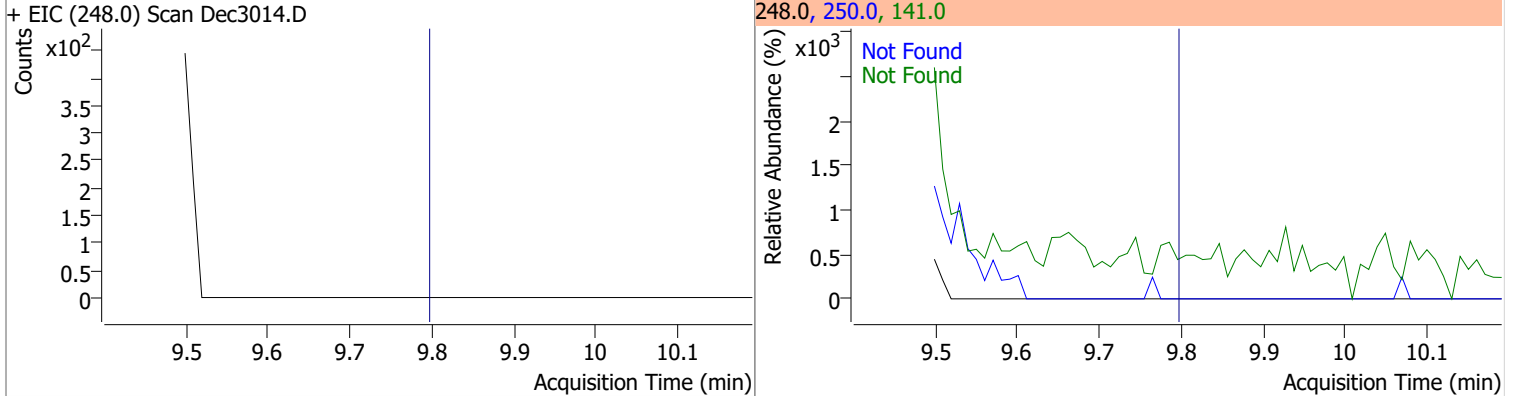


Quantitation Results Report (QT Reviewed)

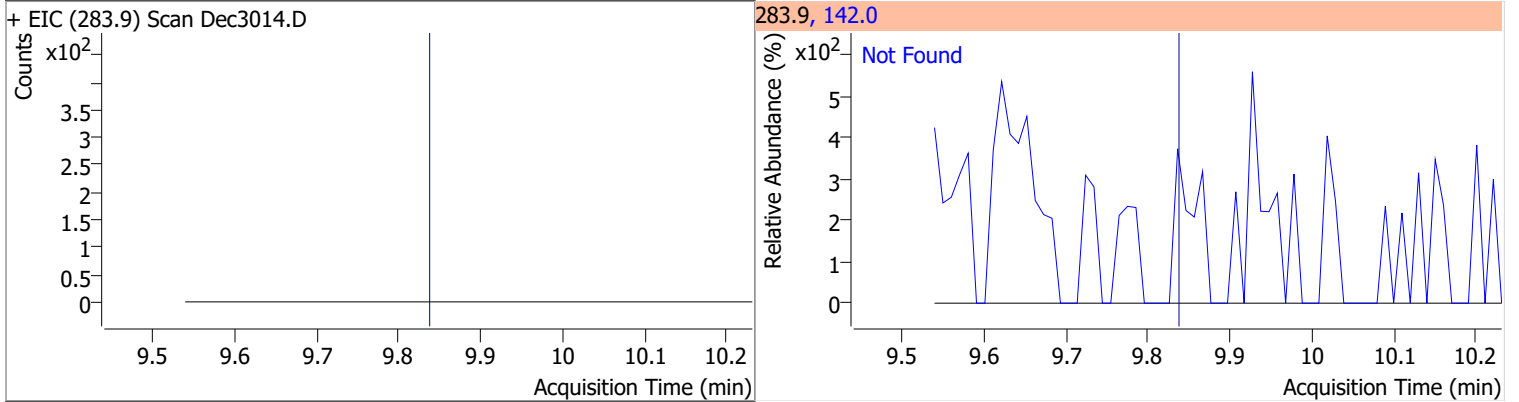
| Compound | Conc. | RT | Dev(Min) | Resp. | QIon | QRatio | Lower | Upper |
|----------------------|----------|------|----------|--------|-------|--------|-------|-------|
| 2,4,6-Tribromophenol | 182.7152 | 9.48 | 0.00 | 158296 | 331.8 | 95.5 | 67.5 | 125.3 |



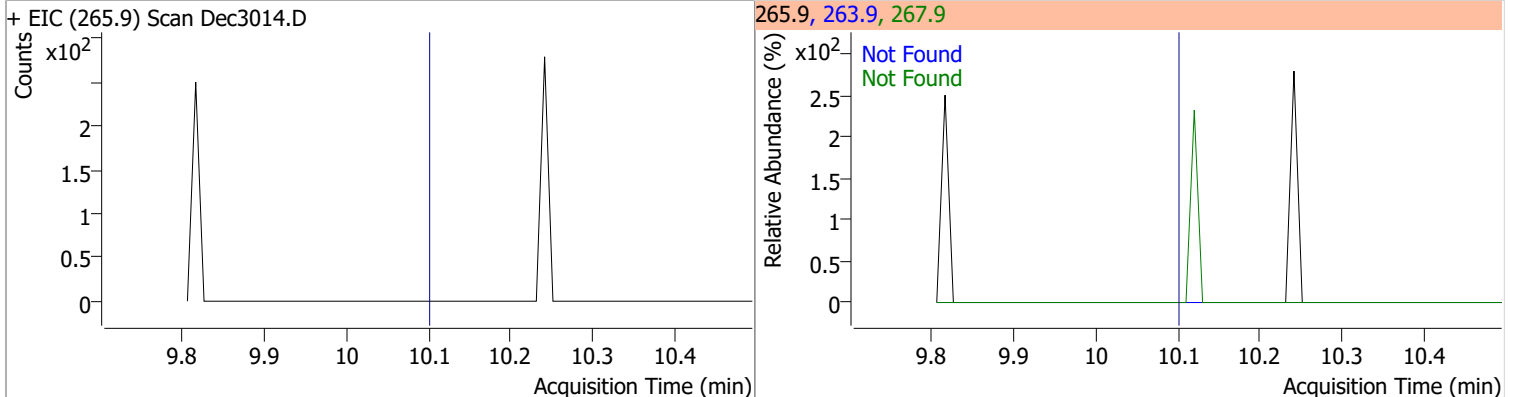
| Compound | Conc. | Exp RT | QIon | Exp Ratio | QIon | Exp Ratio |
|---------------------------|-------|--------|-------|-----------|-------|-----------|
| 4-Bromophenyl-phenylether | N.D. | 9.80 | 141.0 | 109.8 | 250.0 | 97.9 |



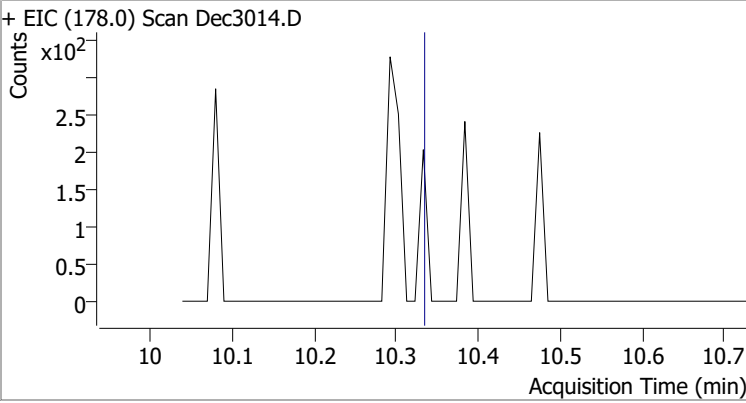
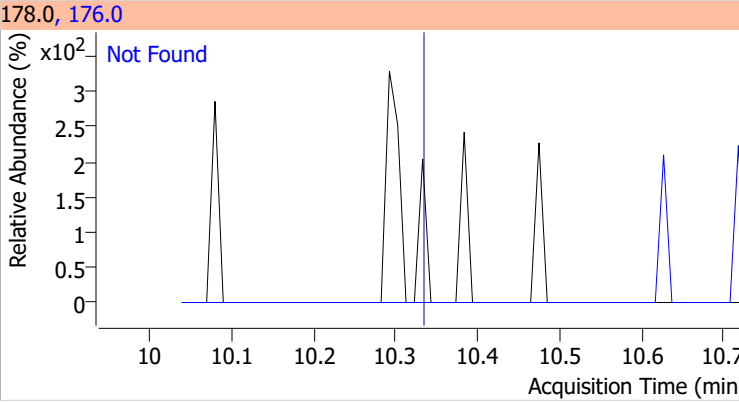
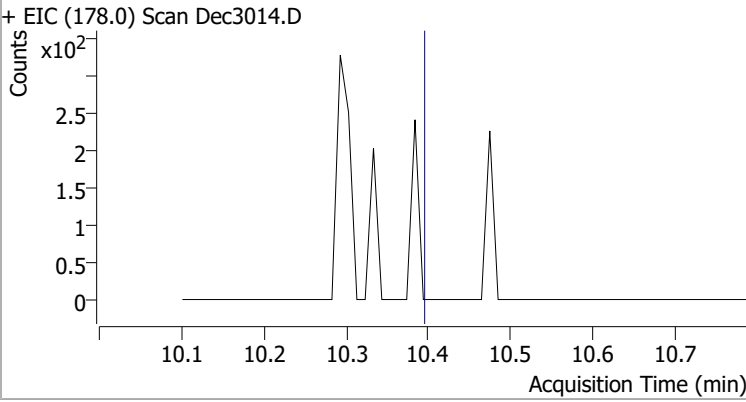
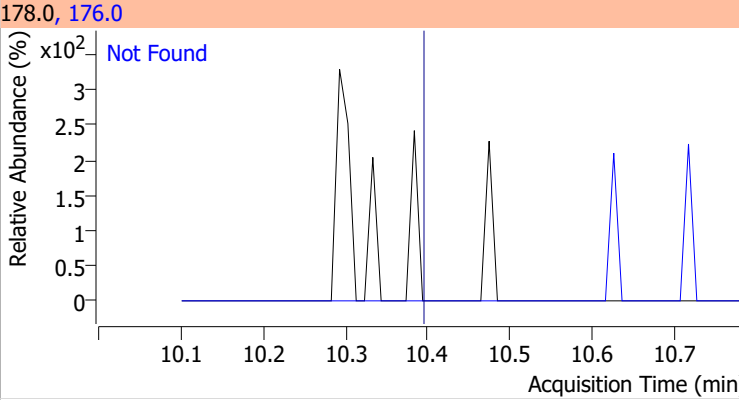
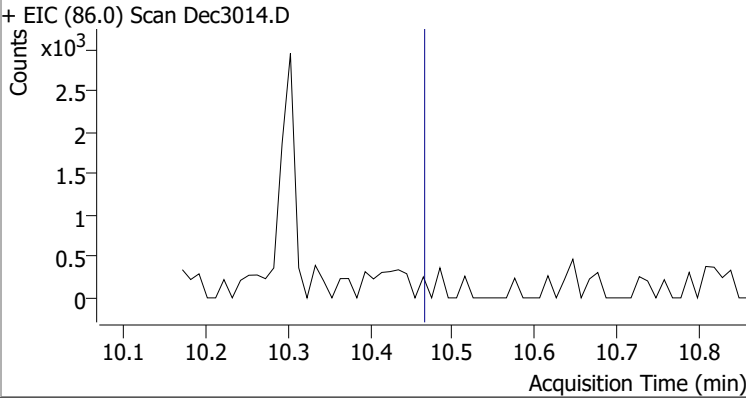
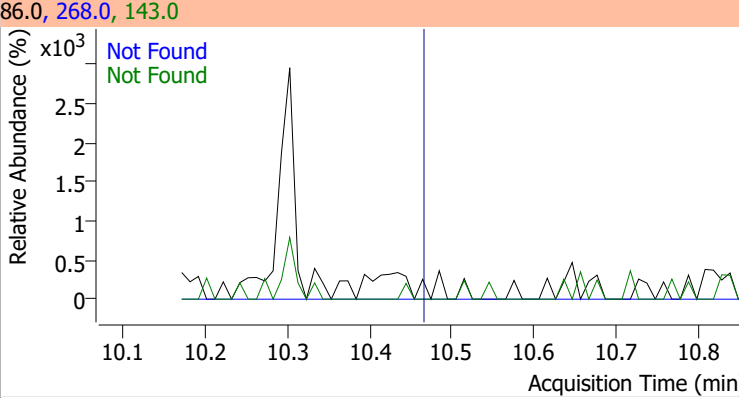
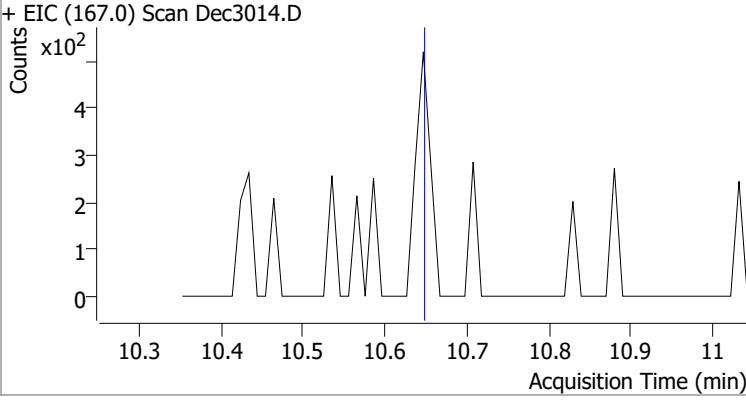
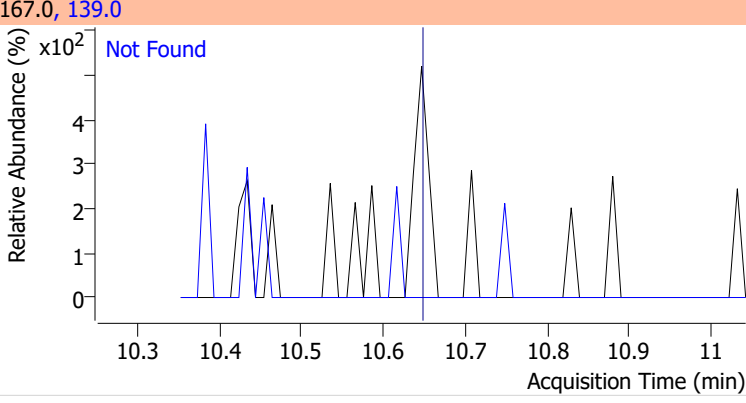
| Compound | Conc. | Exp RT | QIon | Exp Ratio | QIon | Exp Ratio |
|-------------------|-------|--------|-------|-----------|------|-----------|
| Hexachlorobenzene | N.D. | 9.84 | 142.0 | 64.6 | | |



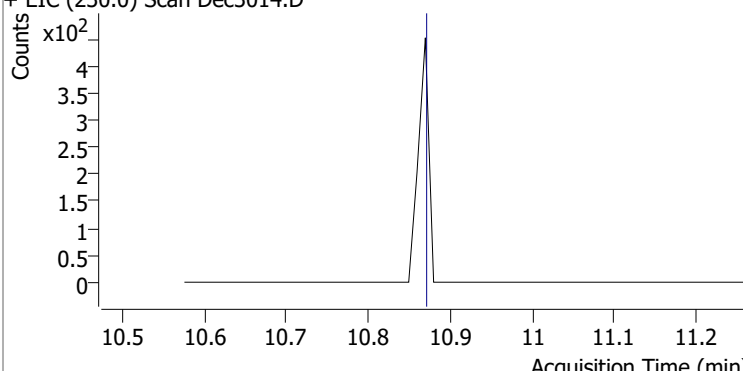
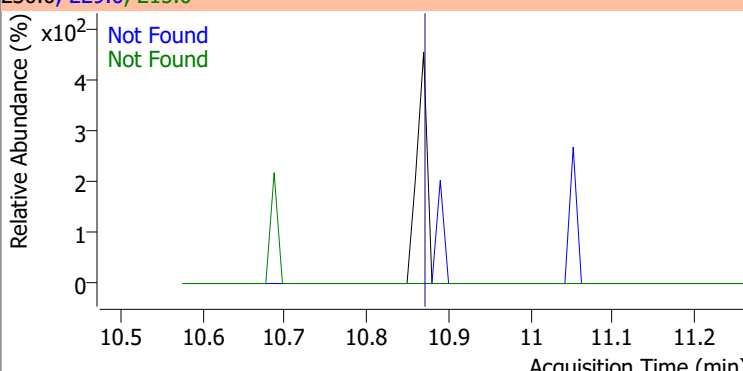
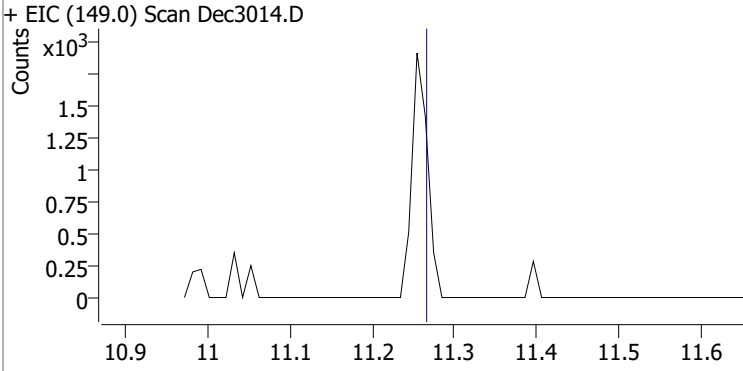
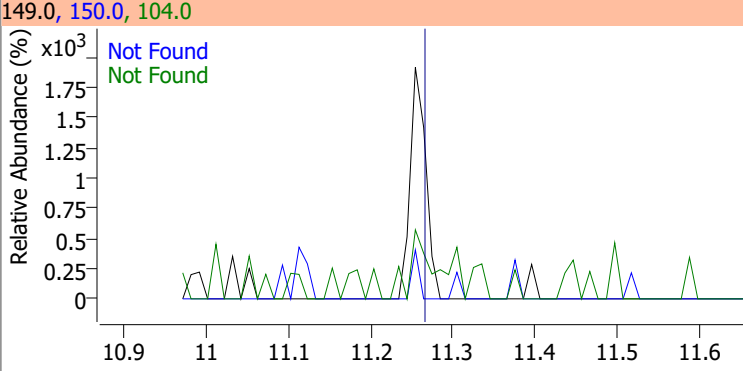
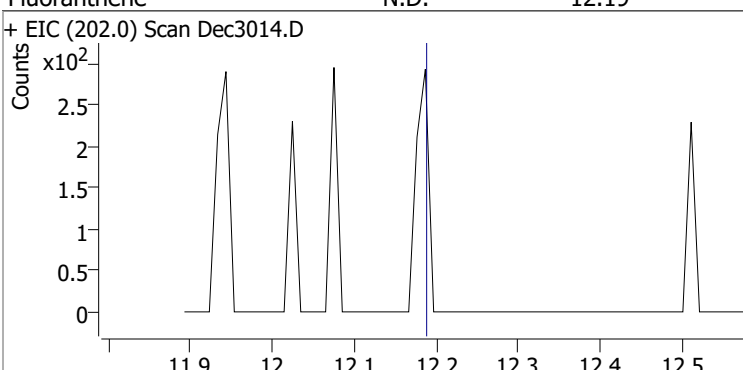
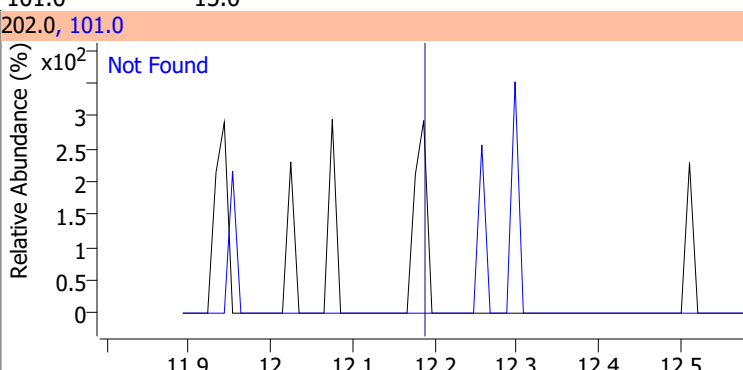
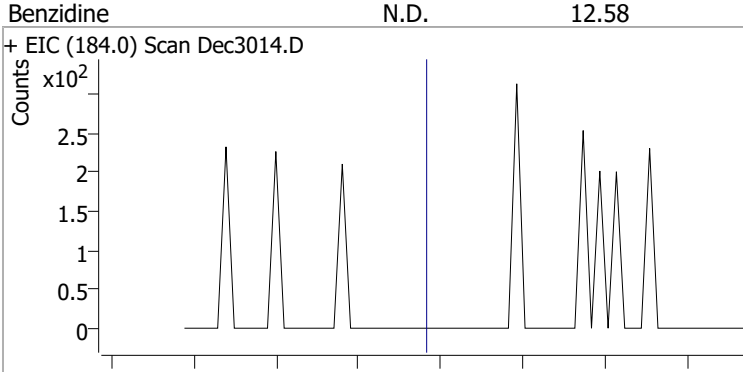
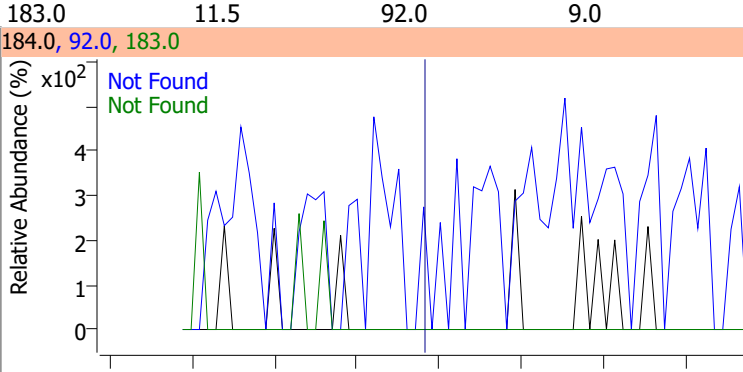
| Compound | Conc. | Exp RT | QIon | Exp Ratio | QIon | Exp Ratio |
|-------------------|-------|--------|-------|-----------|-------|-----------|
| Pentachlorophenol | N.D. | 10.10 | 263.9 | 62.0 | 267.9 | 61.9 |



Quantitation Results Report (QT Reviewed)

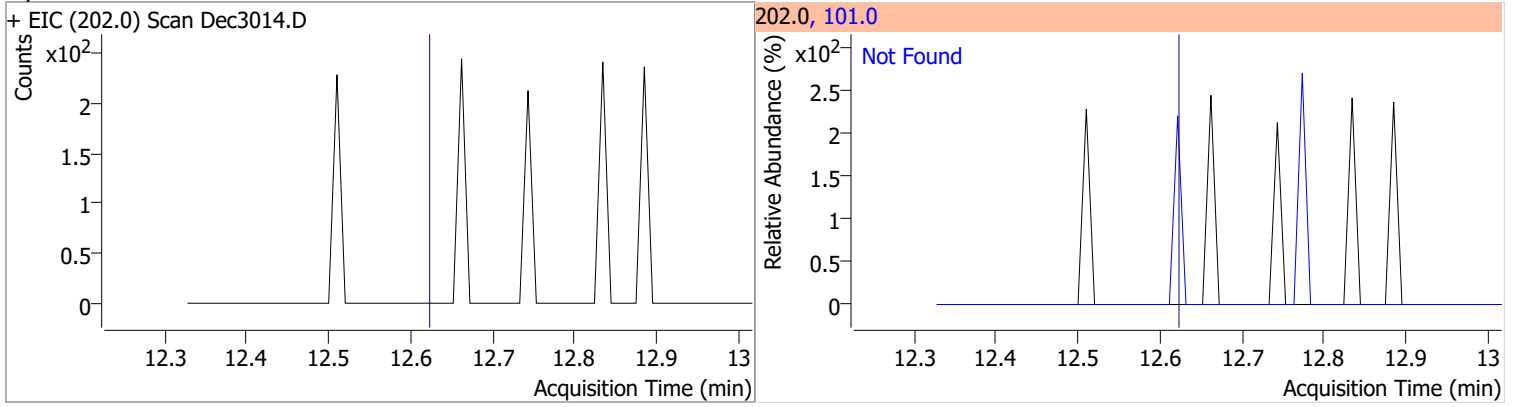
| Compound | Conc. | Exp RT | QIon | Exp Ratio | | |
|--|-------|--------|--|-----------|------|-----------|
| Phenanthrene | N.D. | 10.33 | 176.0 | 19.7 | | |
| + EIC (178.0) Scan Dec3014.D  | | | 178.0, 176.0  | | | |
| Anthracene | N.D. | 10.39 | 176.0 | 18.3 | | |
| + EIC (178.0) Scan Dec3014.D  | | | 178.0, 176.0  | | | |
| Triallate | N.D. | 10.46 | 143.0 | 22.0 | QIon | Exp Ratio |
| | | | 268.0 | 18.2 | | |
| + EIC (86.0) Scan Dec3014.D  | | | 86.0, 268.0, 143.0  | | | |
| Carbazole | N.D. | 10.65 | 139.0 | 13.0 | | |
| + EIC (167.0) Scan Dec3014.D  | | | 167.0, 139.0  | | | |

Quantitation Results Report (QT Reviewed)

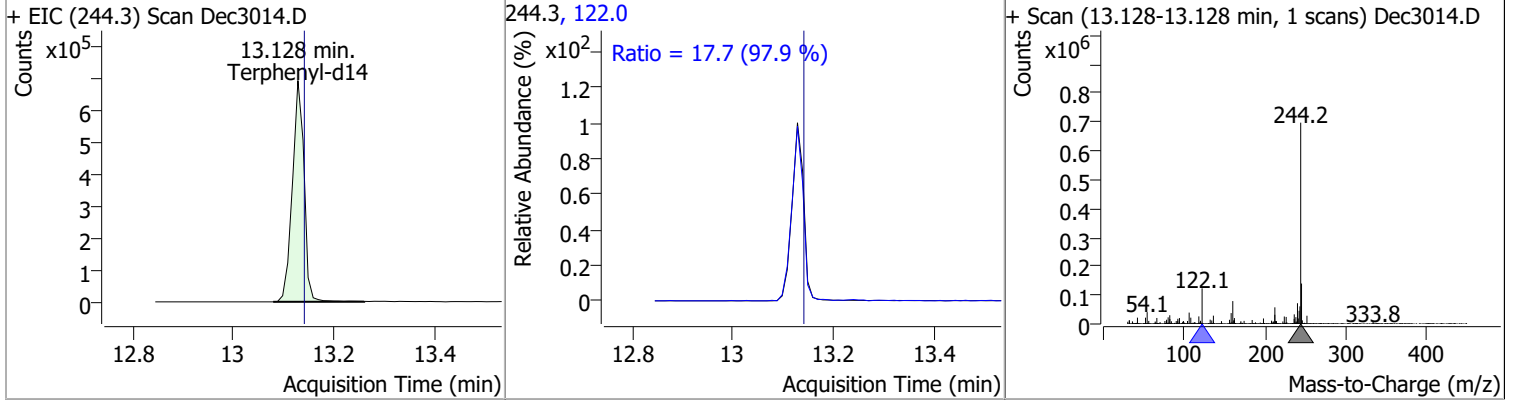
| Compound | Conc. | Exp RT | QIon | Exp Ratio | QIon | Exp Ratio |
|--|-------|--------|--|-----------|-------|-----------|
| o-Terphenyl | N.D. | 10.87 | 229.0 | 67.7 | 215.0 | 38.2 |
| + EIC (230.0) Scan Dec3014.D | | | 230.0, 229.0, 215.0 | | | |
|  | | |  | | | |
| Di-n-Butylphthalate | N.D. | 11.26 | 150.0 | 9.1 | 104.0 | 6.2 |
| + EIC (149.0) Scan Dec3014.D | | | 149.0, 150.0, 104.0 | | | |
|  | | |  | | | |
| Fluoranthene | N.D. | 12.19 | 101.0 | 15.0 | | |
| + EIC (202.0) Scan Dec3014.D | | | 202.0, 101.0 | | | |
|  | | |  | | | |
| Benzidine | N.D. | 12.58 | 183.0 | 11.5 | 92.0 | 9.0 |
| + EIC (184.0) Scan Dec3014.D | | | 184.0, 92.0, 183.0 | | | |
|  | | |  | | | |

Quantitation Results Report (QT Reviewed)

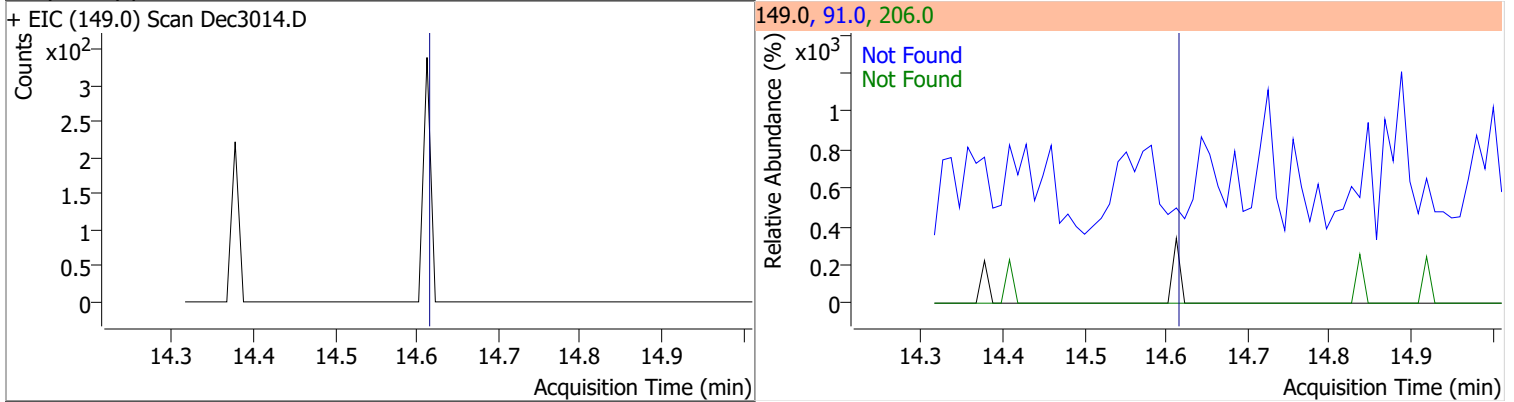
| Compound | Conc. | Exp RT | QIon | Exp Ratio |
|----------|-------|--------|-------|-----------|
| Pyrene | N.D. | 12.62 | 101.0 | 18.5 |



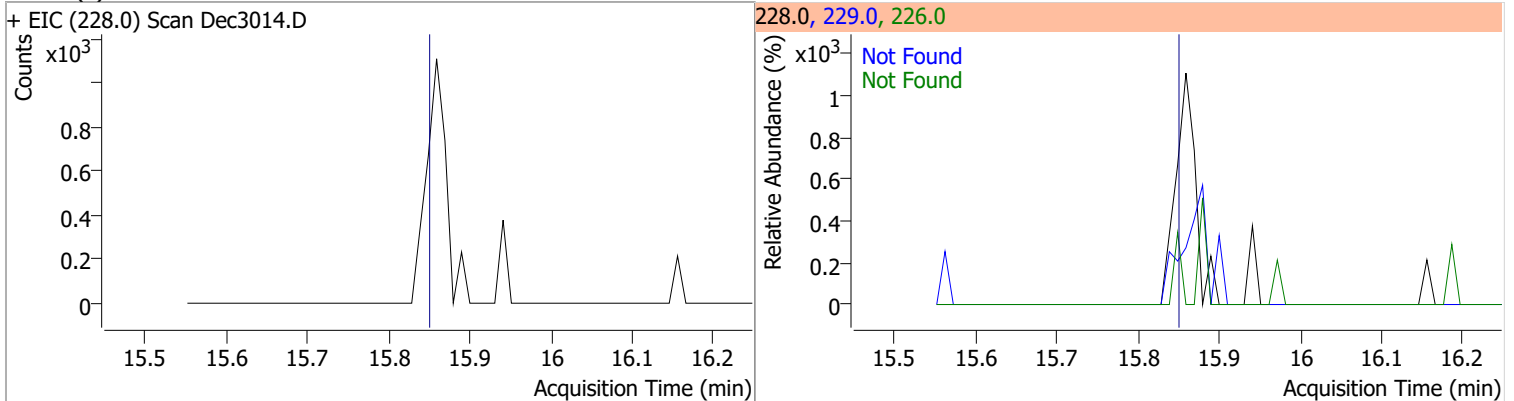
| Compound | Conc. | RT | Dev(Min) | Resp. | QIon | QRatio | Lower | Upper |
|---------------|---------|-------|----------|---------|-------|--------|-------|-------|
| Terphenyl-d14 | 83.1020 | 13.13 | -0.01 | 1127114 | 122.0 | 17.7 | 12.7 | 23.5 |



| Compound | Conc. | Exp RT | QIon | Exp Ratio | QIon | Exp Ratio |
|----------------------|-------|--------|------|-----------|-------|-----------|
| Butylbenzylphthalate | N.D. | 14.63 | 91.0 | 94.6 | 206.0 | 14.9 |

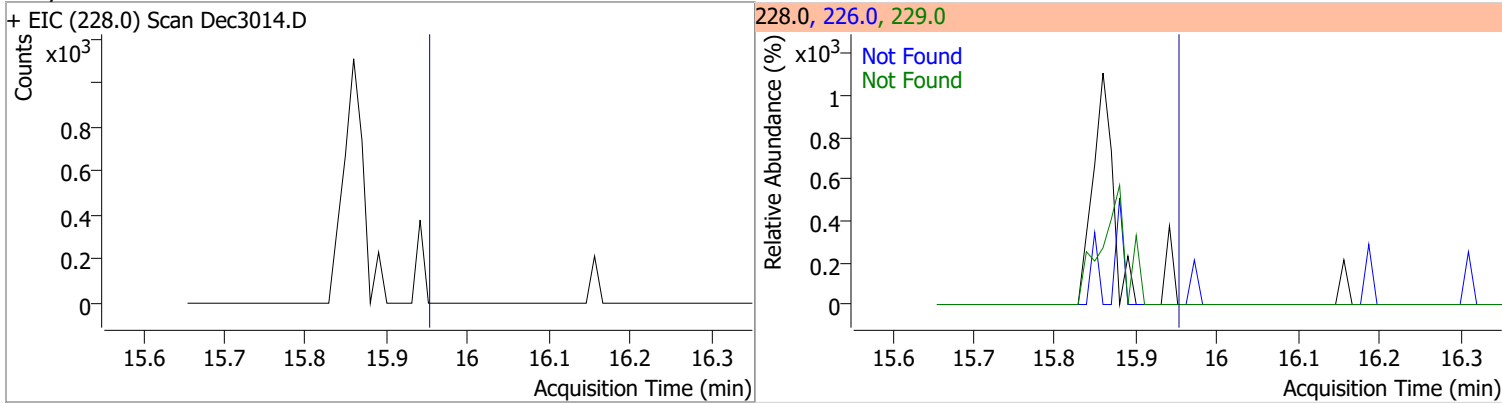


| Compound | Conc. | Exp RT | QIon | Exp Ratio | QIon | Exp Ratio |
|--------------------|-------|--------|-------|-----------|-------|-----------|
| Benzo(a)Anthracene | N.D. | 15.87 | 226.0 | 26.7 | 229.0 | 21.3 |

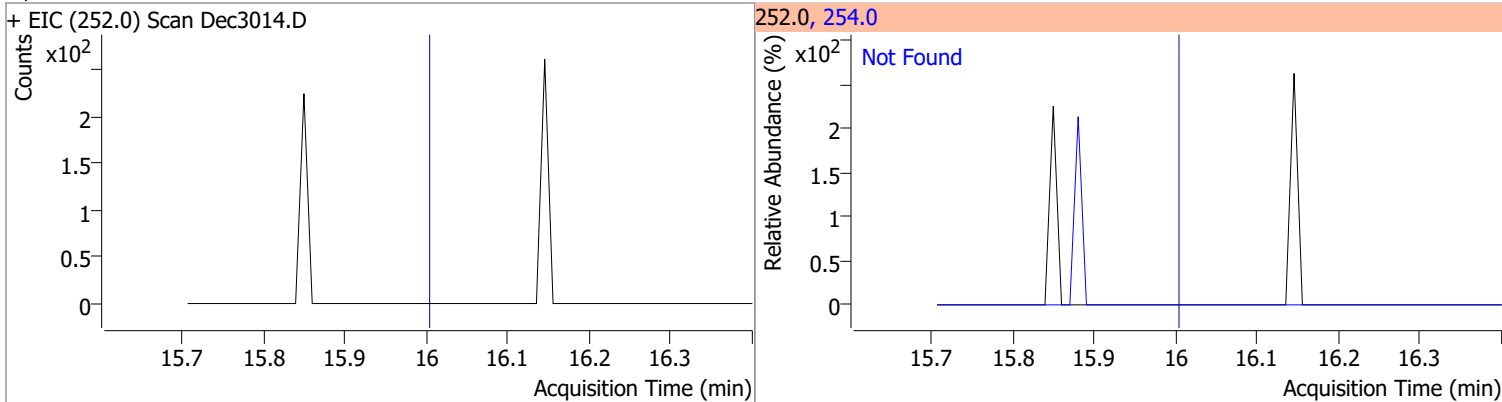


Quantitation Results Report (QT Reviewed)

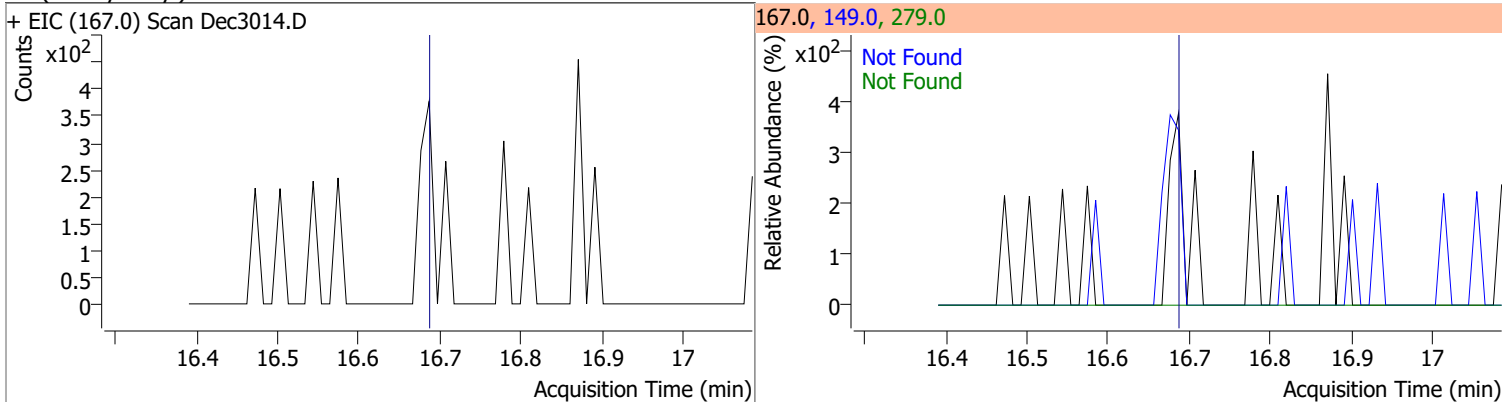
| Compound | Conc. | Exp RT | QIon | Exp Ratio | QIon | Exp Ratio |
|----------|-------|--------|-------|-----------|-------|-----------|
| Chrysene | N.D. | 15.97 | 226.0 | 30.6 | 229.0 | 20.9 |



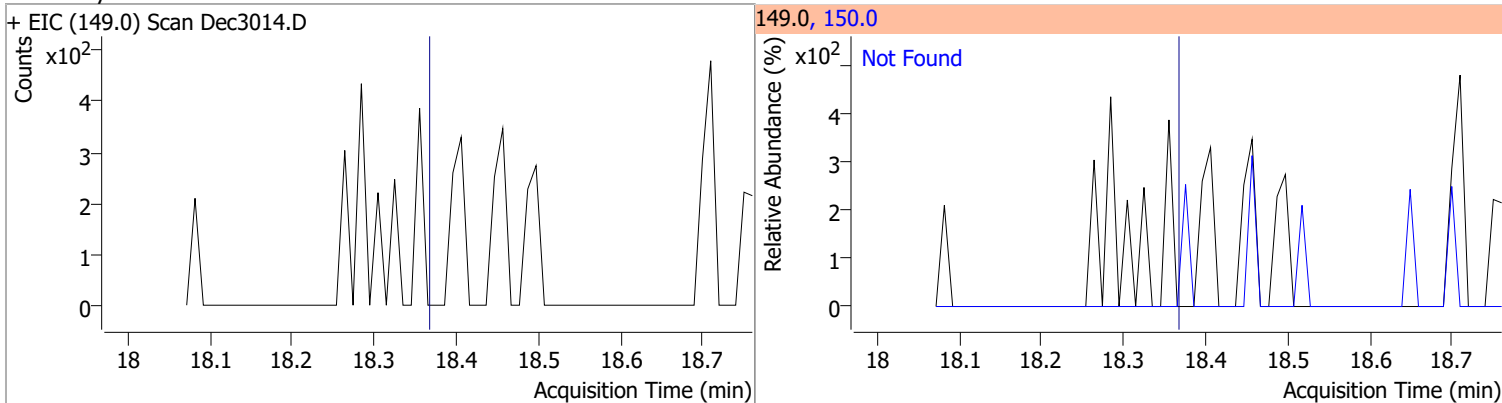
| Compound | Conc. | Exp RT | QIon | Exp Ratio |
|-----------------------|-------|--------|-------|-----------|
| 3,3-Dichlorobenzidine | N.D. | 16.02 | 254.0 | 62.0 |



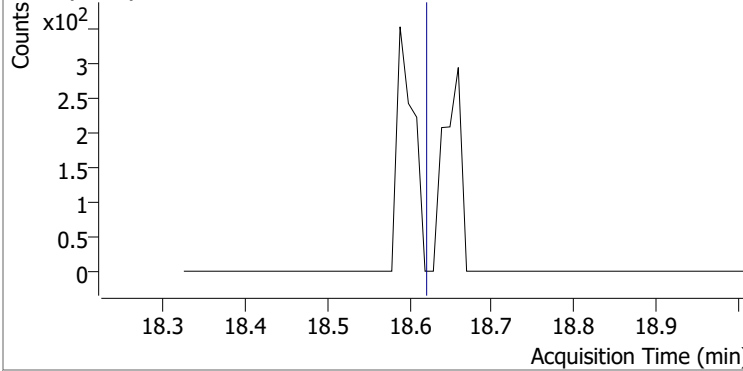
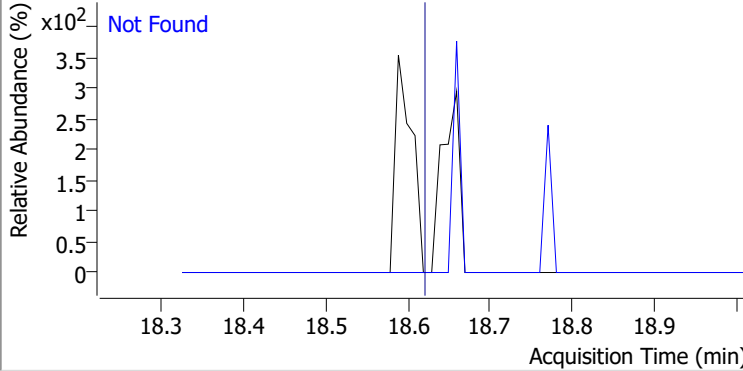
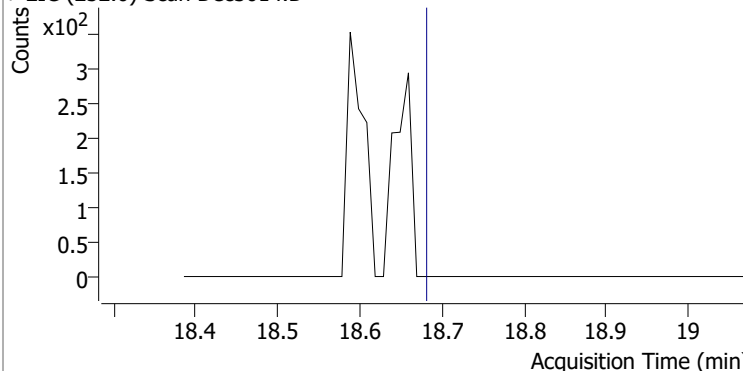
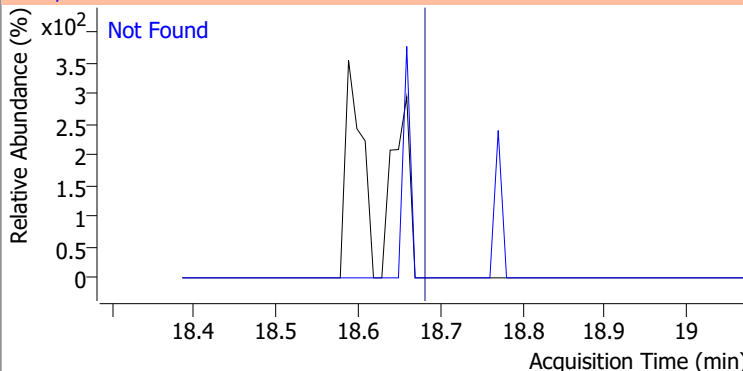
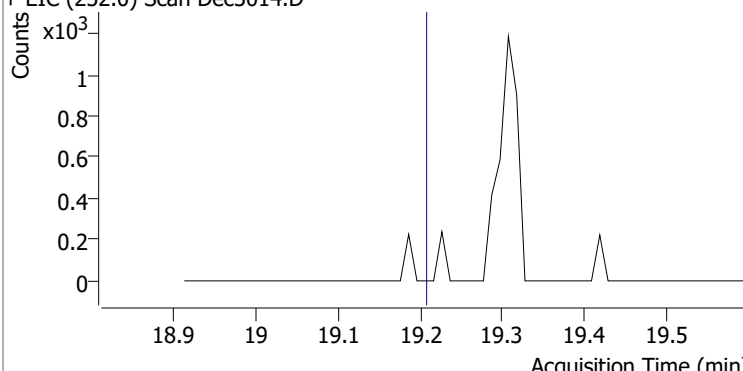
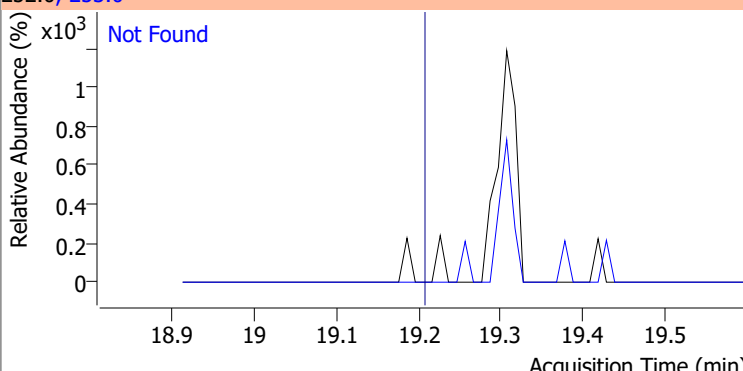
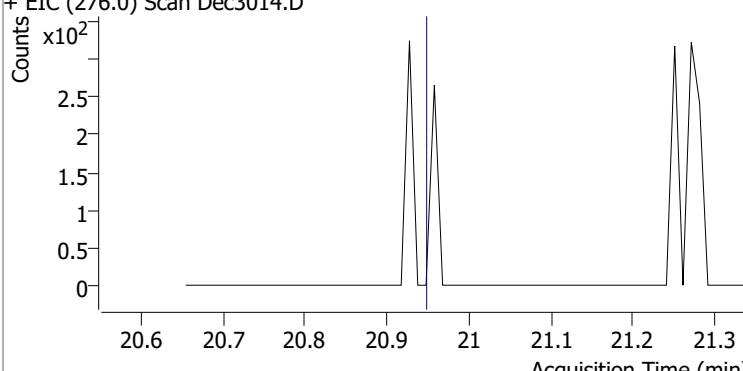
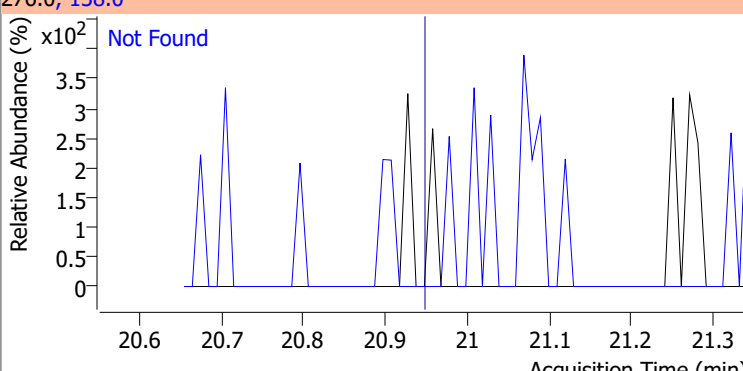
| Compound | Conc. | Exp RT | QIon | Exp Ratio | QIon | Exp Ratio |
|----------------------------|-------|--------|-------|-----------|-------|-----------|
| bis(2-ethylhexyl)Phthalate | N.D. | 16.71 | 149.0 | 421.6 | 279.0 | 11.2 |



| Compound | Conc. | Exp RT | QIon | Exp Ratio |
|----------------------|-------|--------|-------|-----------|
| Di-n-octyl Phthalate | N.D. | 18.38 | 150.0 | 9.7 |

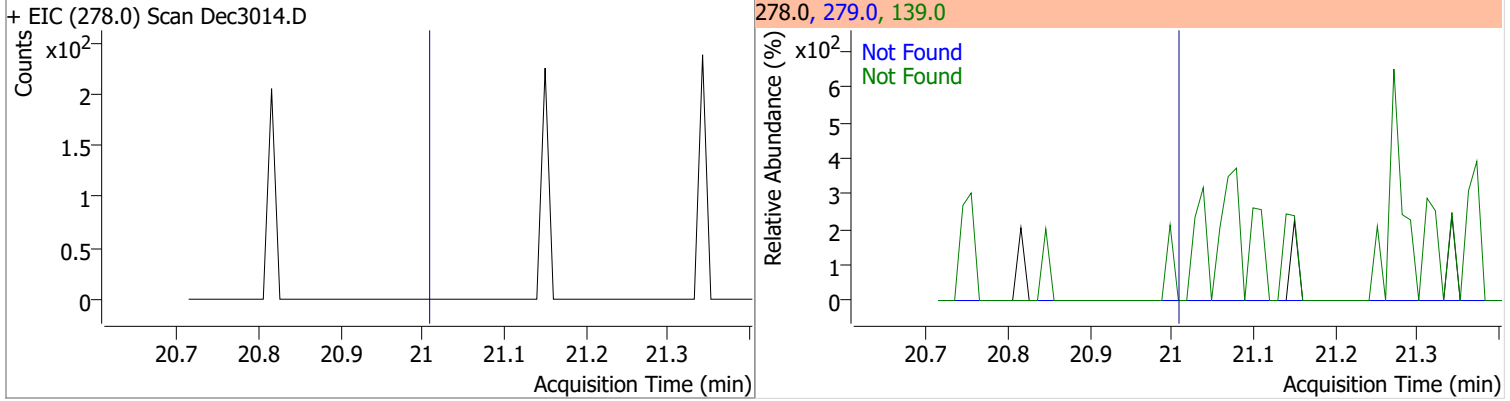


Quantitation Results Report (QT Reviewed)

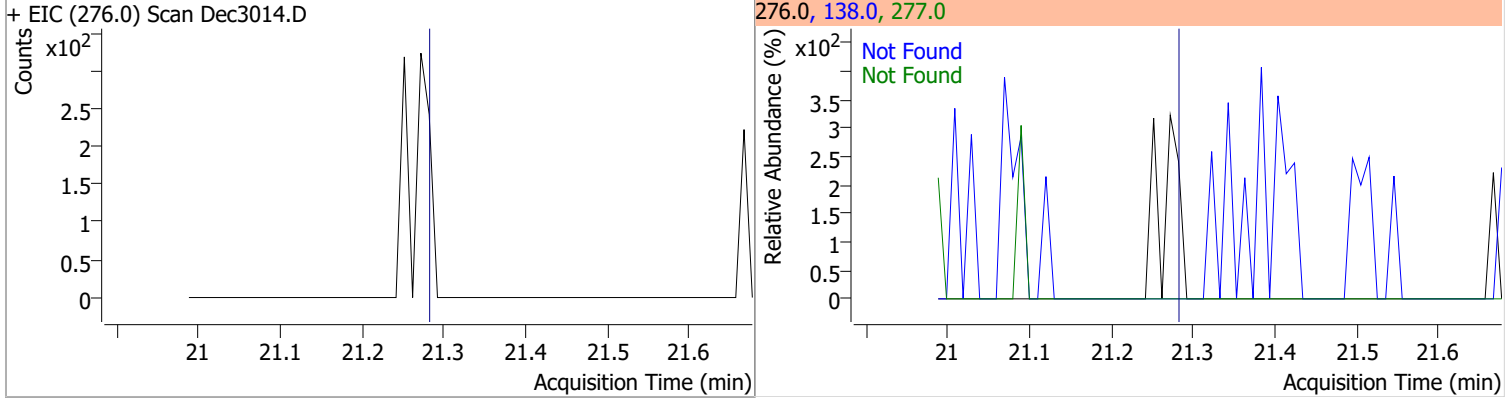
| Compound | Conc. | Exp RT | QIon | Exp Ratio |
|--|-------|--------|--|-----------|
| Benzo(b)fluoranthene | N.D. | 18.63 | 253.0 | 21.4 |
| + EIC (252.0) Scan Dec3014.D | | | 252.0, 253.0 | |
|  | | |  | |
| Benzo(k)fluoranthene | N.D. | 18.69 | 253.0 | 21.7 |
| + EIC (252.0) Scan Dec3014.D | | | 252.0, 253.0 | |
|  | | |  | |
| Benzo(a)pyrene | N.D. | 19.22 | 253.0 | 22.9 |
| + EIC (252.0) Scan Dec3014.D | | | 252.0, 253.0 | |
|  | | |  | |
| Indeno(1,2,3-c,d)pyrene | N.D. | 20.96 | 138.0 | 39.1 |
| + EIC (276.0) Scan Dec3014.D | | | 276.0, 138.0 | |
|  | | |  | |

Quantitation Results Report (QT Reviewed)

| Compound | Conc. | Exp RT | QIon | Exp Ratio | QIon | Exp Ratio |
|------------------------|-------|--------|-------|-----------|-------|-----------|
| Dibenzo(a,h)anthracene | N.D. | 21.02 | 139.0 | 30.6 | 279.0 | 24.6 |

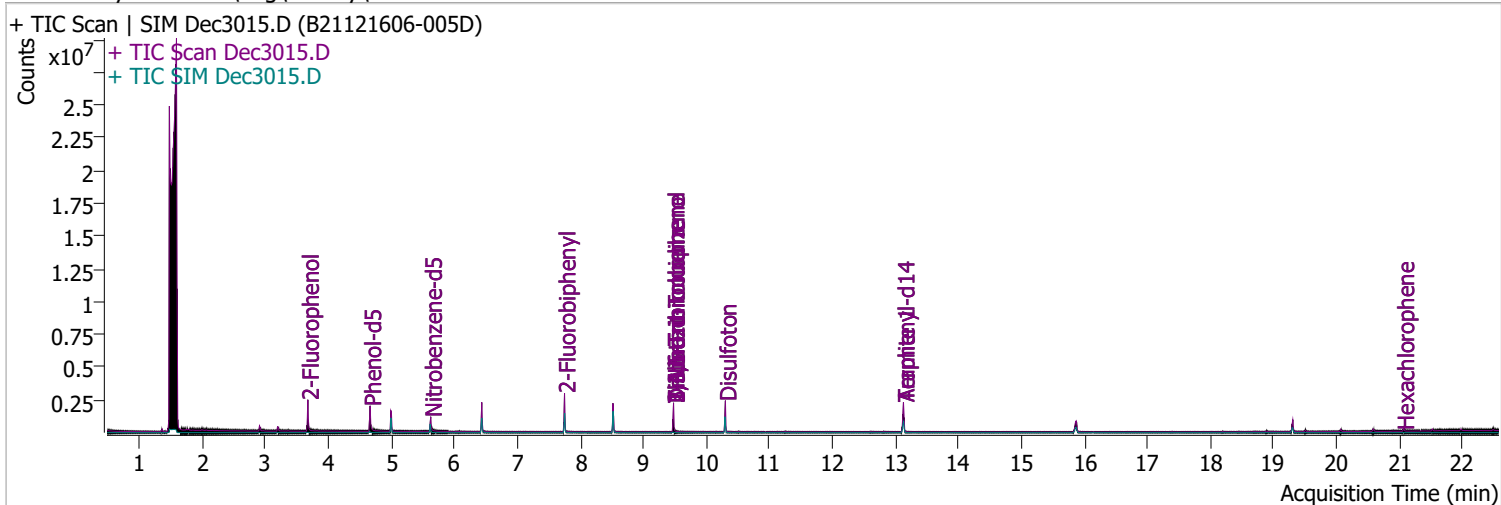


| Compound | Conc. | Exp RT | QIon | Exp Ratio | QIon | Exp Ratio |
|----------------------|-------|--------|-------|-----------|-------|-----------|
| Benzo(g,h,i)perylene | N.D. | 21.29 | 138.0 | 41.5 | 277.0 | 23.8 |



Quantitation Results Report (QT Reviewed)

| | | | |
|----------------|----------------------------|-------------------|------------------------|
| Data File | Dec3015.D | Operator | LIMS import |
| Acq. Method | BNA+SIM.M | Acq. Date-Time | 12/30/2021 7:45:54 PM |
| Sample Name | B21121606-005D | Instrument | Instrument #1 |
| Vial | 15 | Multiplier | 1.00 |
| DA Method File | 122821 bna 1 CAL.batch.bin | Comment | SVOC-8270-W |
| Tune File | dftppdsm.u | Tune Date | 11/24/2021 11:15:00 AM |
| Batch Name | 123021 bna 1.batch.bin | Last Calib Update | 1/3/2022 10:10:10 AM |
| Ref Library | D:\Org\Library\NIST129K.I | | |



| Compound | RT | QIon | Resp. | Conc. | Units | Dev(Min) |
|----------|----|------|-------|-------|-------|----------|
|----------|----|------|-------|-------|-------|----------|

Internal Standards

System Monitoring Compounds

| | | | | | | |
|------------------------|----------------------|-------|---------|-------------------|------|--------|
| S 2-Fluorophenol | 3.674 | 112.0 | 624685 | 83.1951 | µg/L | -0.031 |
| Spiked Amount: 200.000 | Range: 10.0 - 75.0% | | | Recovery = 41.60% | | |
| S Phenol-d5 | 4.664 | 99.0 | 688104 | 62.4954 | µg/L | -0.020 |
| Spiked Amount: 200.000 | Range: 10.0 - 65.0% | | | Recovery = 31.25% | | |
| S Nitrobenzene-d5 | 5.624 | 82.0 | 250296 | 46.2277 | µg/L | 0.000 |
| Spiked Amount: 100.000 | Range: 32.0 - 94.0% | | | Recovery = 46.23% | | |
| S 2-Fluorobiphenyl | 7.749 | 172.0 | 845976 | 47.6446 | µg/L | 0.000 |
| Spiked Amount: 100.000 | Range: 28.0 - 107.0% | | | Recovery = 47.64% | | |
| S 2,4,6-Tribromophenol | 9.479 | 329.8 | 130818 | 159.9537 | µg/L | 0.000 |
| Spiked Amount: 200.000 | Range: 25.0 - 140.0% | | | Recovery = 79.98% | | |
| S Terphenyl-d14 | 13.128 | 244.3 | 1007063 | 78.5304 | µg/L | -0.010 |
| Spiked Amount: 100.000 | Range: 32.0 - 122.0% | | | Recovery = 78.53% | | |

Target Compounds

| Compound | RT | QIon | Resp. | Conc. | Units | Dev(Min) | QValue |
|-------------------------------|-------|------|-------|-------|-------|----------|--------|
| T N-Nitrosodimethylamine | 0.000 | | 0 | N.D. | | | |
| T Pyridine | 0.000 | | 0 | N.D. | | | |
| T Aniline | 0.000 | | 0 | N.D. | | | |
| T Phenol | 0.000 | | 0 | N.D. | | | |
| T bis(-2-Chloroethyl)Ether | 0.000 | | 0 | N.D. | | | |
| T 2-Chlorophenol | 0.000 | | 0 | N.D. | | | |
| T 1,3-Dichlorobenzene | 0.000 | | 0 | N.D. | | | |
| T 1,4-Dichlorobenzene | 0.000 | | 0 | N.D. | | | |
| T 1,2-Dichlorobenzene | 0.000 | | 0 | N.D. | | | |
| T Benzyl Alcohol | 0.000 | | 0 | N.D. | | | |
| T bis(2-chloroisopropyl)Ether | 0.000 | | 0 | N.D. | | | |
| T 2-Methylphenol | 0.000 | | 0 | N.D. | | | |
| T N-nitroso-Di-n-propylamine | 5.624 | 70.0 | 0 | | µg/L | md | 1 |
| T 4Methylphenol/3Methylphenol | 0.000 | | 0 | N.D. | | | |
| T Hexachloroethane | 0.000 | | 0 | N.D. | | | |

Quantitation Results Report (QT Reviewed)

| Compound | RT | QIon | Resp. | Conc. | Units | Dev(Min) |
|-------------------------------|-------|-------|-------|-------|---------|----------|
| T Nitrobenzene | 0.000 | | 0 | N.D. | | |
| T Isophorone | 0.000 | | 0 | N.D. | | |
| T 2-Nitrophenol | 0.000 | | 0 | N.D. | | |
| T 2,4-Dimethylphenol | 0.000 | | 0 | N.D. | | |
| T bis(-2-Chloroethoxy)Methane | 0.000 | | 0 | N.D. | | |
| T Benzoic Acid | 0.000 | | 0 | N.D. | | |
| T 2,4-Dichlorophenol | 0.000 | | 0 | N.D. | | |
| T 1,2,4-Trichlorobenzene | 0.000 | | 0 | N.D. | | |
| T Naphthalene | 0.000 | | 0 | N.D. | | |
| T 4-Chlorophenol | 0.000 | | 0 | N.D. | | |
| T p-Chloroaniline | 0.000 | | 0 | N.D. | | |
| T Hexachlorobutadiene | 0.000 | | 0 | N.D. | | |
| T 4-Chloro-2-Methylphenol | 0.000 | | 0 | N.D. | | |
| T 4-Chloro-3-Methylphenol | 0.000 | | 0 | N.D. | | |
| T 2-Methylnaphthalene | 0.000 | | 0 | N.D. | | |
| T 1-Methylnaphthalene | 0.000 | | 0 | N.D. | | |
| T Hexachlorocyclopentadiene | 0.000 | | 0 | N.D. | | |
| T 2,4,6-Trichlorophenol | 0.000 | | 0 | N.D. | | |
| T 2,4,5-Trichlorophenol | 0.000 | | 0 | N.D. | | |
| T 2-Chloronaphthalene | 0.000 | | 0 | N.D. | | |
| T 2-Nitroaniline | 0.000 | | 0 | N.D. | | |
| T Dimethyl Phthalate | 8.517 | 163.0 | 0 | | µg/L md | 1 |
| T 2,6-Dinitrotoluene | 8.517 | 165.0 | 0 | | µg/L md | 1 |
| T Acenaphthylene | 0.000 | | 0 | N.D. | | |
| T 3-Nitroaniline | 0.000 | | 0 | N.D. | | |
| T Acenaphthene | 0.000 | | 0 | N.D. | | |
| T 2,4-Dinitrophenol | 0.000 | | 0 | N.D. | | |
| T Dibenzofuran | 0.000 | | 0 | N.D. | | |
| T 4-Nitrophenol | 0.000 | | 0 | N.D. | | |
| T 2,4-Dinitrotoluene | 0.000 | | 0 | N.D. | | |
| T Diethylphthalate | 0.000 | | 0 | N.D. | | |
| T Fluorene | 0.000 | | 0 | N.D. | | |
| T 4-Chlorophenyl-phenylether | 0.000 | | 0 | N.D. | | |
| T 4-Nitroaniline | 0.000 | | 0 | N.D. | | |
| T 4,6-Dinitro-2-methylphenol | 0.000 | | 0 | N.D. | | |
| T N-nitrosodiphenylamine | 0.000 | | 0 | N.D. | | |
| T Azobenzene | 0.000 | | 0 | N.D. | | |
| T 4-Bromophenyl-phenylether | 0.000 | | 0 | N.D. | | |
| T Hexachlorobenzene | 0.000 | | 0 | N.D. | | |
| T Pentachlorophenol | 0.000 | | 0 | N.D. | | |
| T Phenanthrene | 0.000 | | 0 | N.D. | | |
| T Anthracene | 0.000 | | 0 | N.D. | | |
| T Triallate | 0.000 | | 0 | N.D. | | |
| T Carbazole | 0.000 | | 0 | N.D. | | |
| T o-Terphenyl | 0.000 | | 0 | N.D. | | |
| T Di-n-Butylphthalate | 0.000 | | 0 | N.D. | | |
| T Fluoranthene | 0.000 | | 0 | N.D. | | |
| T Benzidine | 0.000 | | 0 | N.D. | | |
| T Pyrene | 0.000 | | 0 | N.D. | | |
| T Butylbenzylphthalate | 0.000 | | 0 | N.D. | | |
| T Benzo(a)Anthracene | 0.000 | | 0 | N.D. | | |
| T Chrysene | 0.000 | | 0 | N.D. | | |
| T 3,3-Dichlorobenzidine | 0.000 | | 0 | N.D. | | |
| T bis(2-ethylhexyl)Phthalate | 0.000 | | 0 | N.D. | | |
| T Di-n-octyl Phthalate | 0.000 | | 0 | N.D. | | |

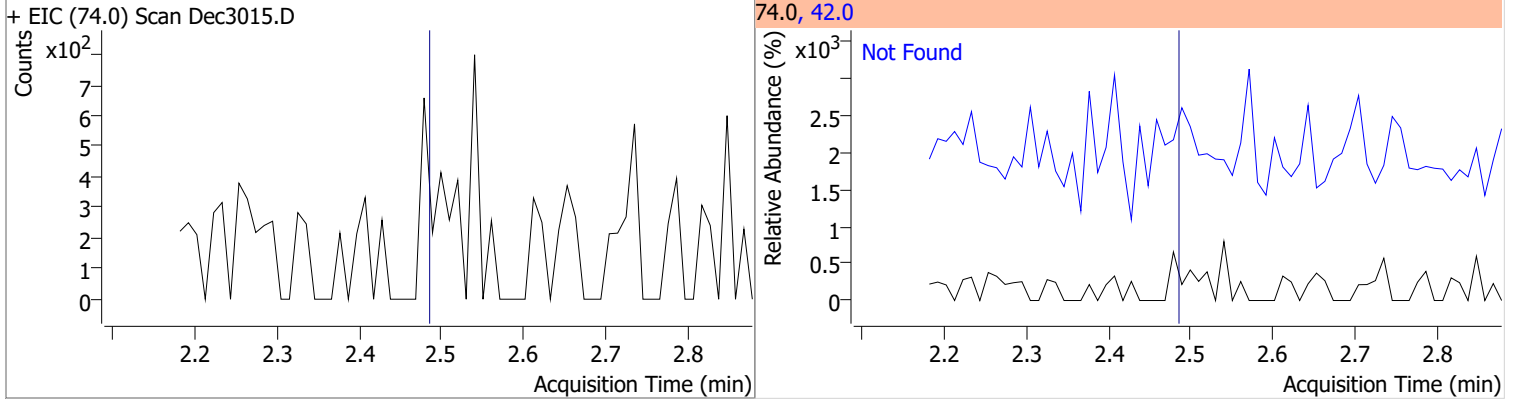
Quantitation Results Report (QT Reviewed)

| Compound | RT | QIon | Resp. | Conc. | Units | Dev(Min) |
|---------------------------|-------|------|-------|-------|-------|----------|
| T Benzo(b)fluoranthene | 0.000 | | 0 | N.D. | | |
| T Benzo(k)fluoranthene | 0.000 | | 0 | N.D. | | |
| T Benzo(a)pyrene | 0.000 | | 0 | N.D. | | |
| T Indeno(1,2,3-c,d)pyrene | 0.000 | | 0 | N.D. | | |
| T Dibenzo(a,h)anthracene | 0.000 | | 0 | N.D. | | |
| T Benzo(g,h,i)perylene | 0.000 | | 0 | N.D. | | |

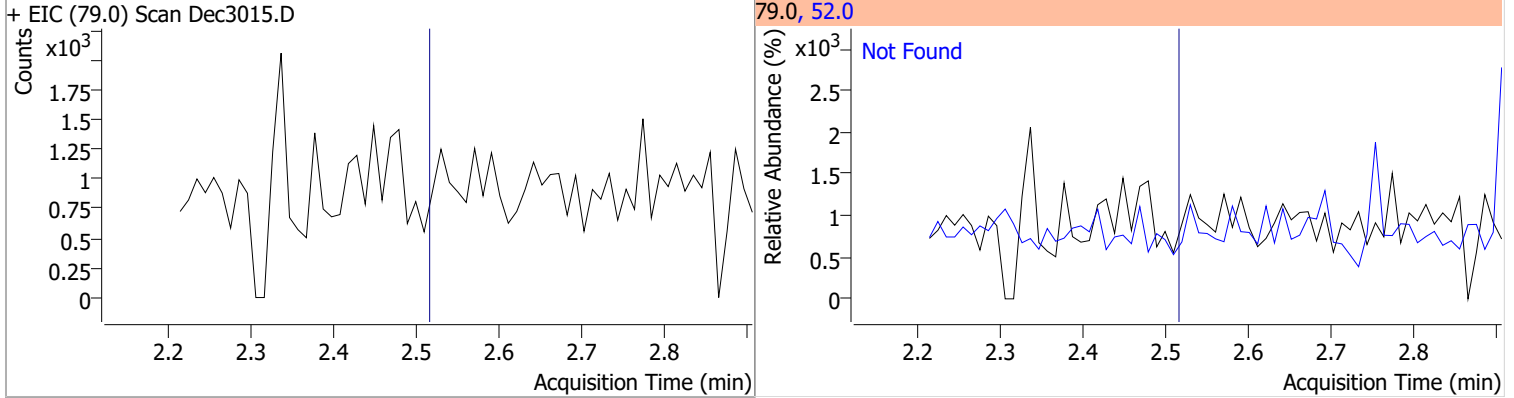
(#) = Qualifier Out of Range; (m) = Manual Integration; (+) = Area Summed; (*) = Surrogate Percent Recovery Out of Range; (d): Zeroed Peak

Quantitation Results Report (QT Reviewed)

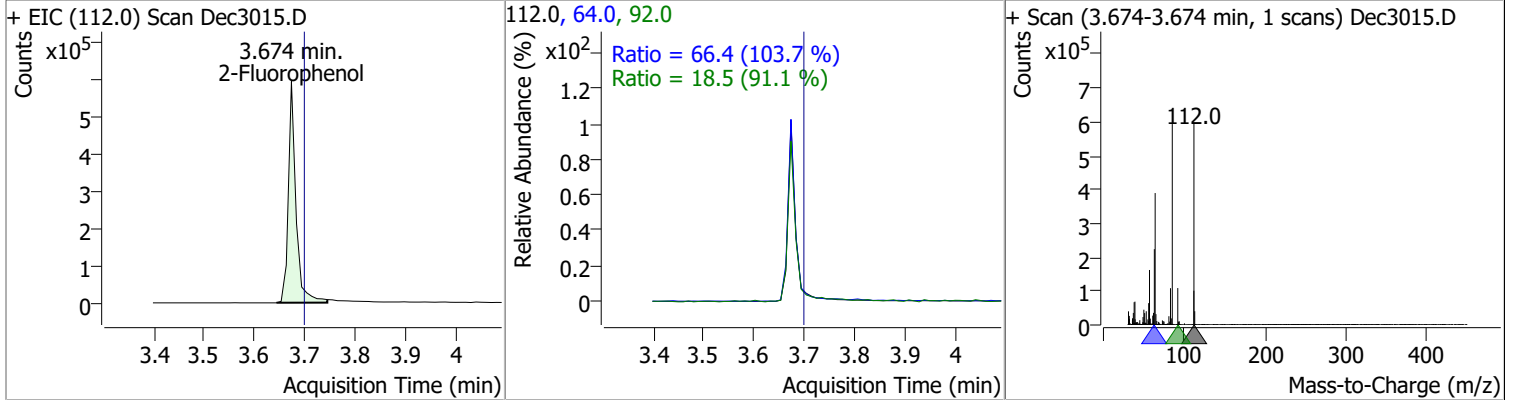
| Compound | Conc. | Exp RT | QIon | Exp Ratio |
|------------------------|-------|--------|------|-----------|
| N-Nitrosodimethylamine | N.D. | 2.49 | 42.0 | 184.8 |



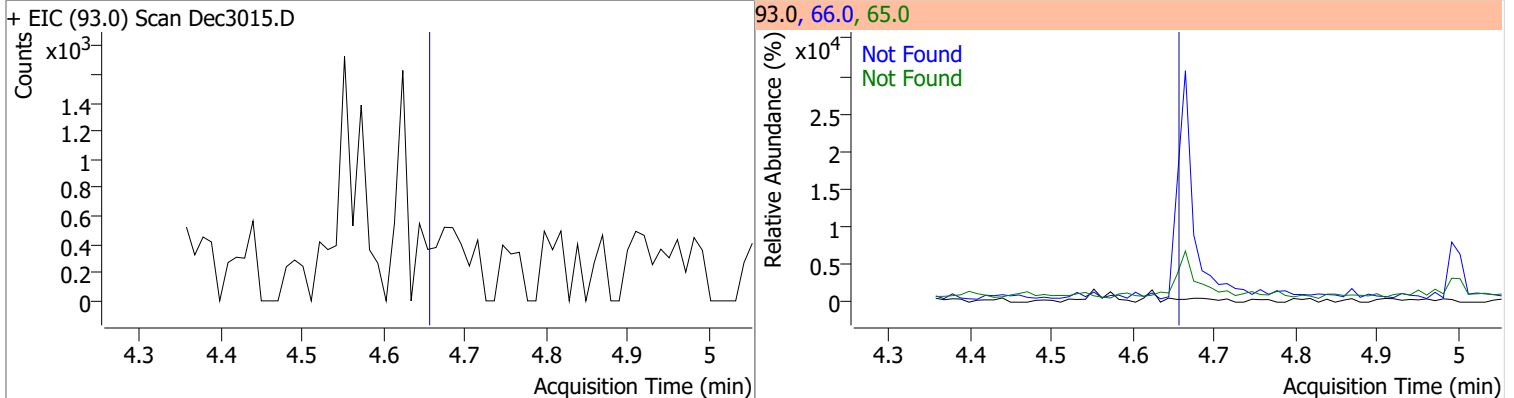
| Compound | Conc. | Exp RT | QIon | Exp Ratio |
|----------|-------|--------|------|-----------|
| Pyridine | N.D. | 2.52 | 52.0 | 135.8 |



| Compound | Conc. | RT | Dev(Min) | Resp. | QIon | QRatio | Lower | Upper |
|----------------|---------|------|----------|--------|------|--------|-------|-------|
| 2-Fluorophenol | 83.1951 | 3.67 | -0.03 | 624685 | 64.0 | 66.4 | 44.8 | 83.2 |
| | | | | | 92.0 | 18.5 | 14.2 | 26.4 |

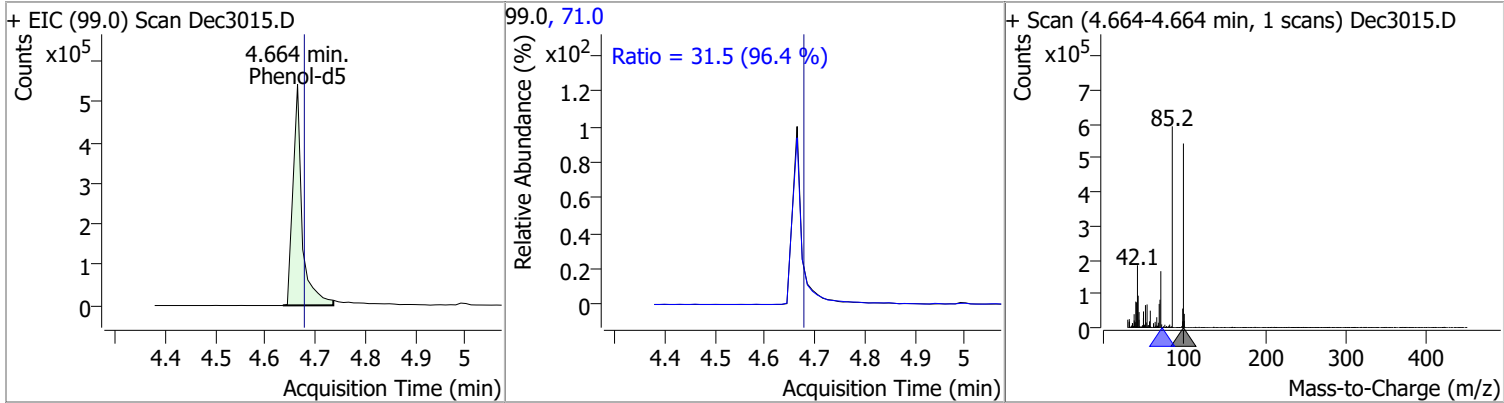


| Compound | Conc. | Exp RT | QIon | Exp Ratio | QIon | Exp Ratio |
|----------|-------|--------|------|-----------|------|-----------|
| Aniline | N.D. | 4.66 | 66.0 | 41.6 | 65.0 | 23.1 |

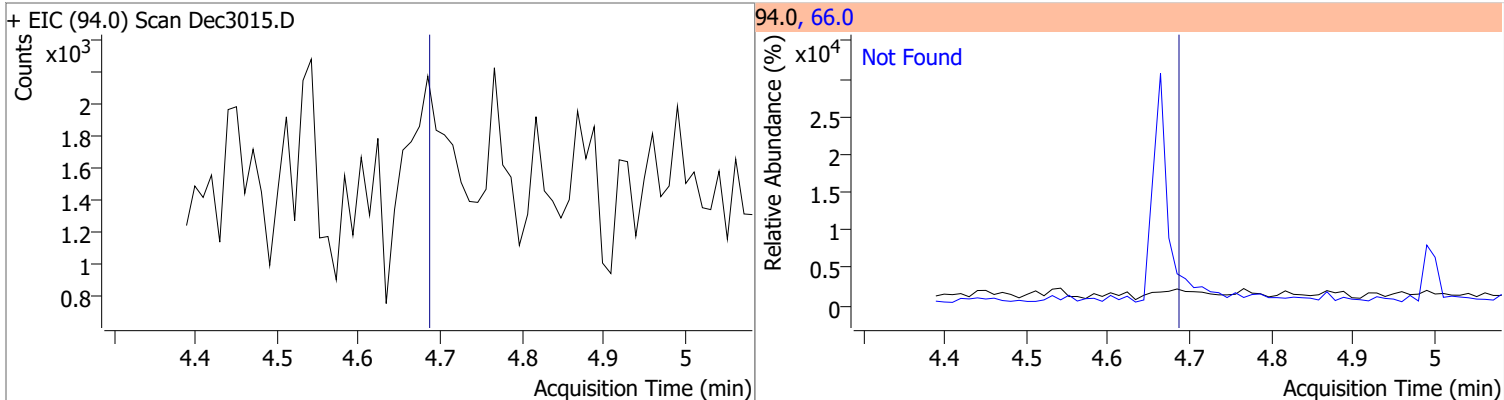


Quantitation Results Report (QT Reviewed)

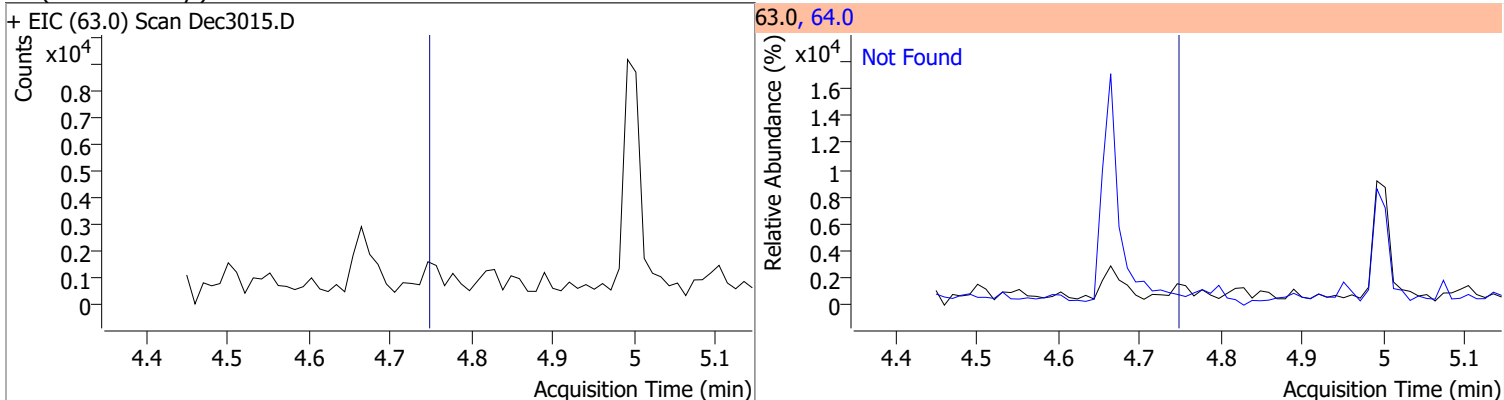
| Compound | Conc. | RT | Dev(Min) | Resp. | QIon | QRatio | Lower | Upper |
|-----------|---------|------|----------|--------|------|--------|-------|-------|
| Phenol-d5 | 62.4954 | 4.66 | -0.02 | 688104 | 71.0 | 31.5 | 22.9 | 42.5 |



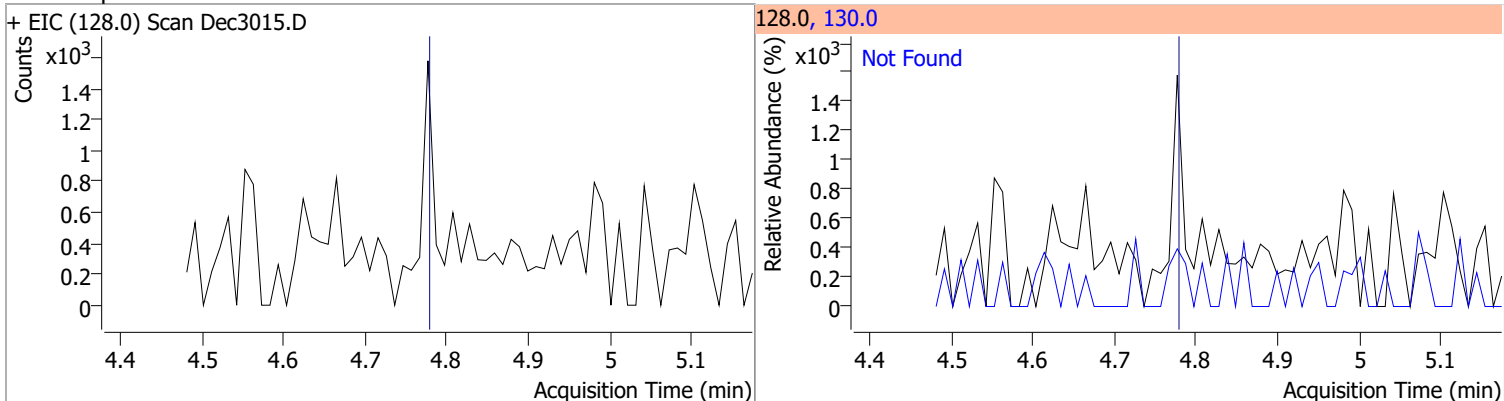
| Compound | Conc. | Exp RT | QIon | Exp Ratio |
|----------|-------|--------|------|-----------|
| Phenol | N.D. | 4.69 | 66.0 | 40.8 |



| Compound | Conc. | Exp RT | QIon | Exp Ratio |
|--------------------------|-------|--------|------|-----------|
| bis(-2-Chloroethyl)Ether | N.D. | 4.76 | 64.0 | 2.8 |



| Compound | Conc. | Exp RT | QIon | Exp Ratio |
|----------------|-------|--------|-------|-----------|
| 2-Chlorophenol | N.D. | 4.79 | 130.0 | 32.3 |

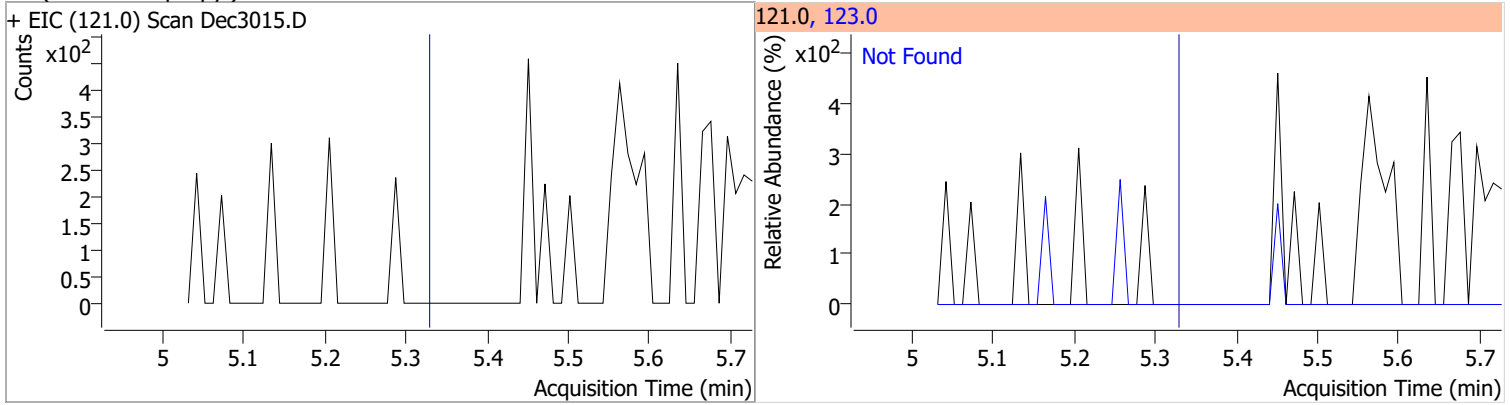


Quantitation Results Report (QT Reviewed)

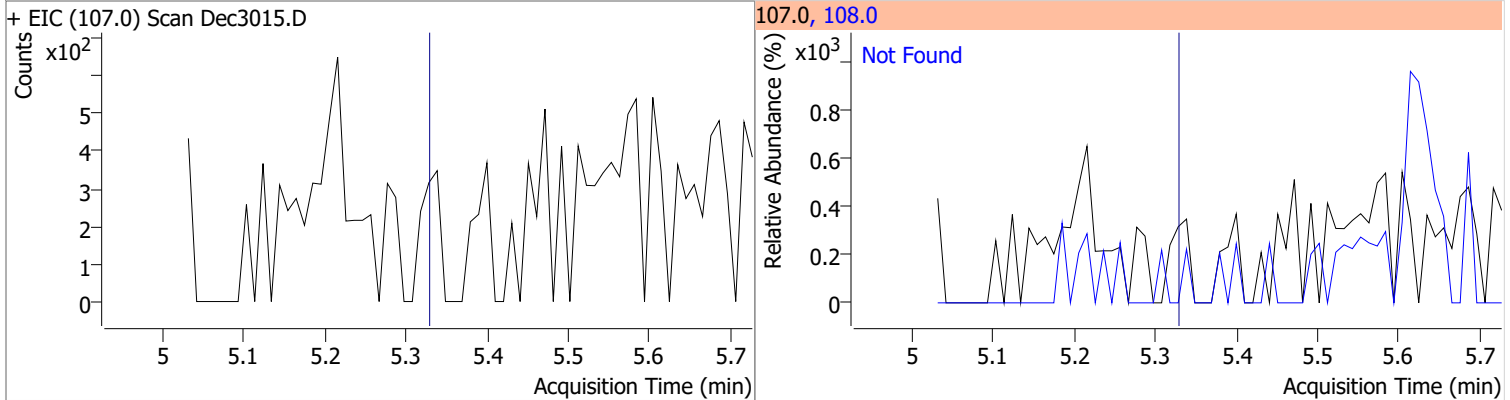
| Compound | Conc. | Exp RT | QIon | Exp Ratio | QIon | Exp Ratio |
|------------------------------|-------|--------|---------------------|-----------|-------|-----------|
| 1,3-Dichlorobenzene | N.D. | 4.94 | 148.0 | 63.2 | 111.0 | 39.4 |
| + EIC (146.0) Scan Dec3015.D | | | 146.0, 148.0, 111.0 | | | |
| | | | | | | |
| 1,4-Dichlorobenzene | N.D. | 5.02 | 148.0 | 62.2 | 111.0 | 37.4 |
| + EIC (146.0) Scan Dec3015.D | | | 146.0, 148.0, 111.0 | | | |
| | | | | | | |
| 1,2-Dichlorobenzene | N.D. | 5.19 | 148.0 | 62.2 | 111.0 | 40.3 |
| + EIC (146.0) Scan Dec3015.D | | | 146.0, 148.0, 111.0 | | | |
| | | | | | | |
| Benzyl Alcohol | N.D. | 5.20 | 79.0 | 117.9 | 107.0 | 69.2 |
| + EIC (108.0) Scan Dec3015.D | | | 108.0, 79.0, 107.0 | | | |
| | | | | | | |

Quantitation Results Report (QT Reviewed)

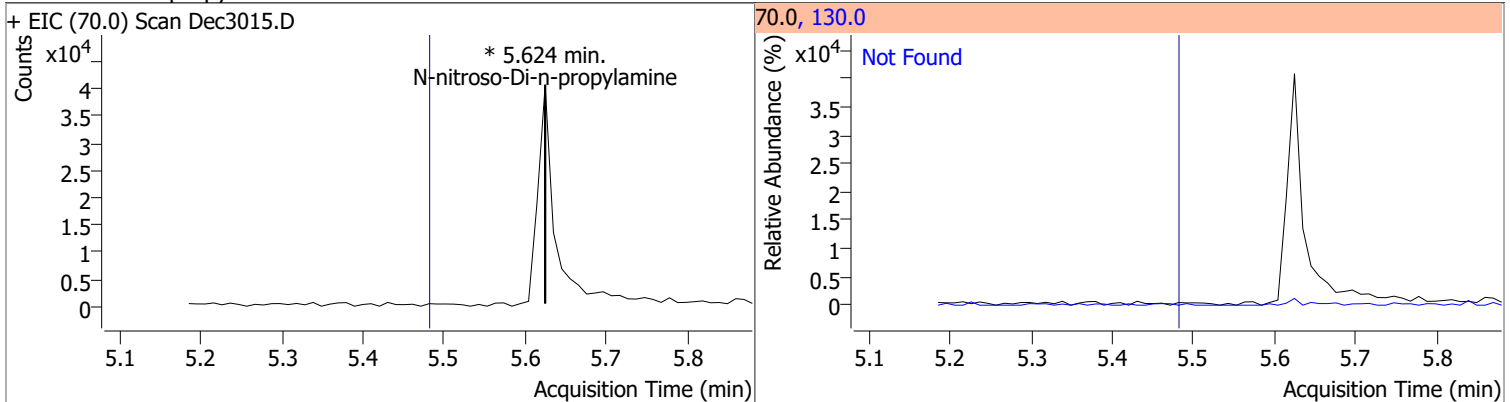
| Compound | Conc. | Exp RT | QIon | Exp Ratio |
|-----------------------------|-------|--------|-------|-----------|
| bis(2-chloroisopropyl)Ether | N.D. | 5.34 | 123.0 | 32.7 |



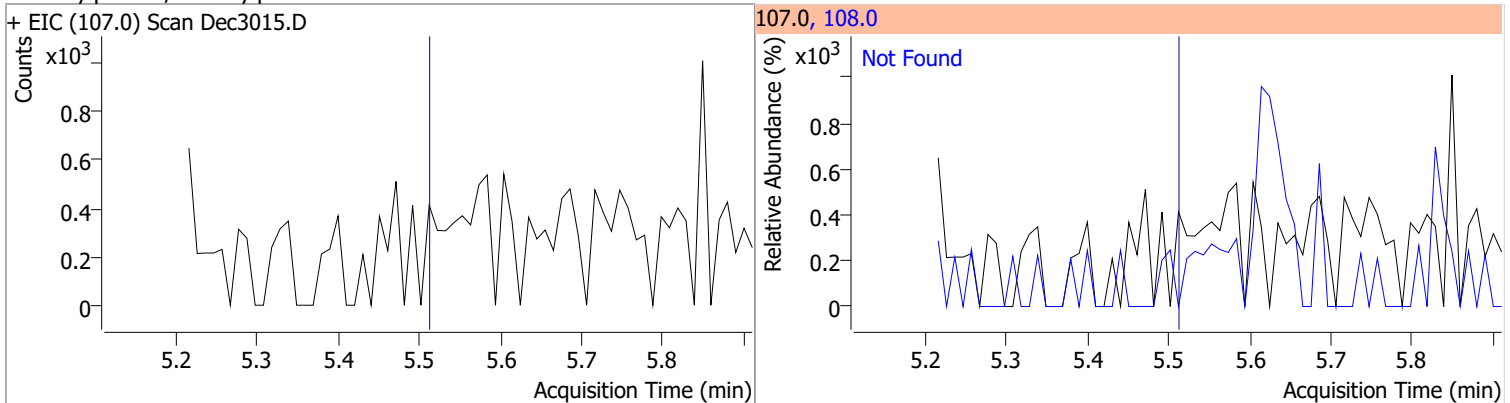
| Compound | Conc. | Exp RT | QIon | Exp Ratio |
|----------------|-------|--------|-------|-----------|
| 2-Methylphenol | N.D. | 5.34 | 108.0 | 117.6 |



| Compound | Conc. | RT | Dev(Min) | Resp. | QIon | QRatio | Lower | Upper |
|----------------------------|-------|----|----------|-------|-------|--------|-------|-------|
| N-nitroso-Di-n-propylamine | | 0 | | 0 | 130.0 | | 0.0 | 35.2 |

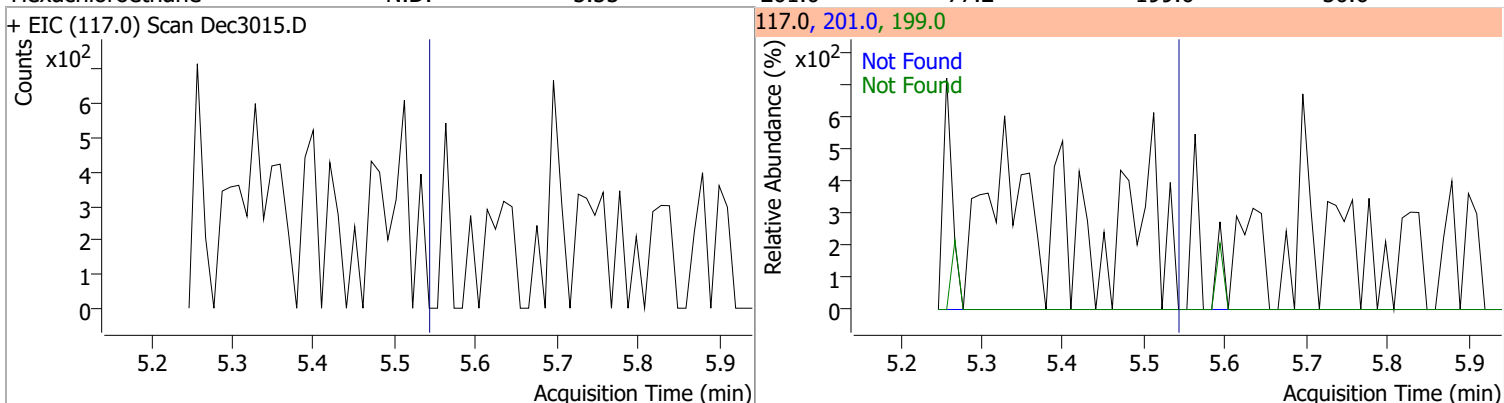


| Compound | Conc. | Exp RT | QIon | Exp Ratio |
|-----------------------------|-------|--------|-------|-----------|
| 4Methylphenol/3Methylphenol | N.D. | 5.52 | 108.0 | 81.4 |

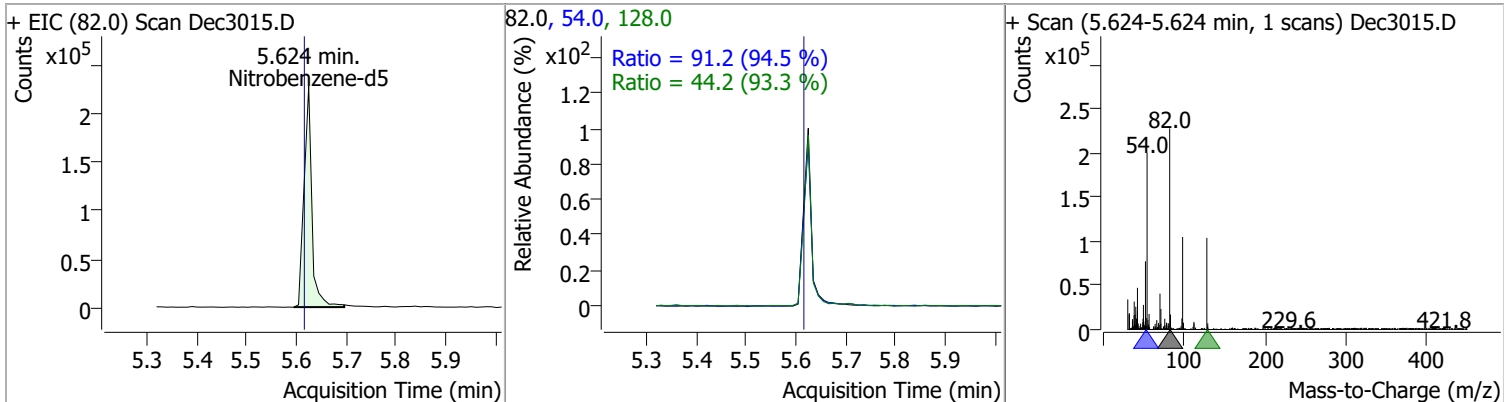


Quantitation Results Report (QT Reviewed)

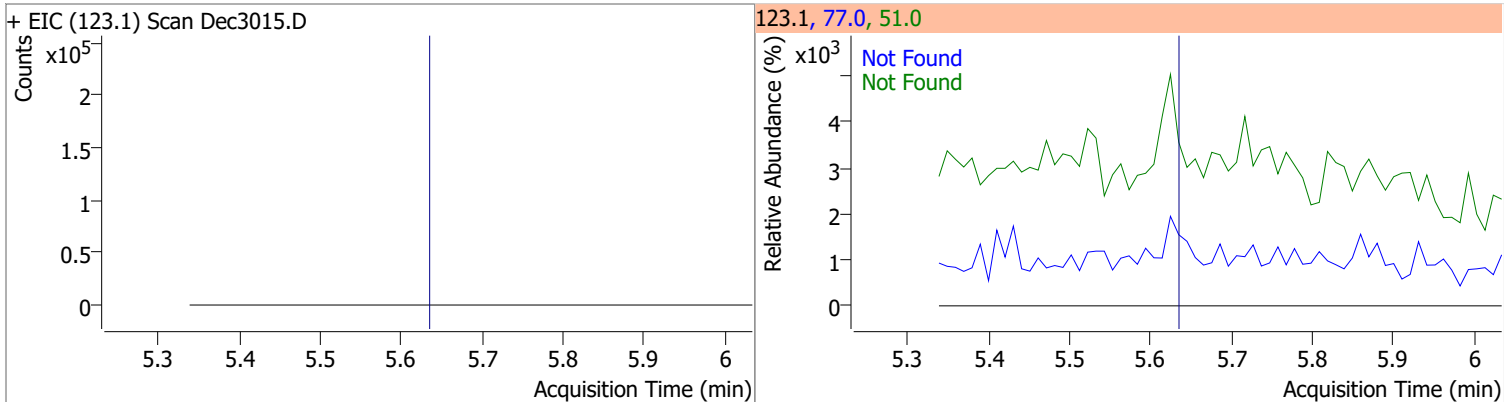
| Compound | Conc. | Exp RT | QIon | Exp Ratio | QIon | Exp Ratio |
|------------------|-------|--------|-------|-----------|-------|-----------|
| Hexachloroethane | N.D. | 5.55 | 201.0 | 77.2 | 199.0 | 50.6 |



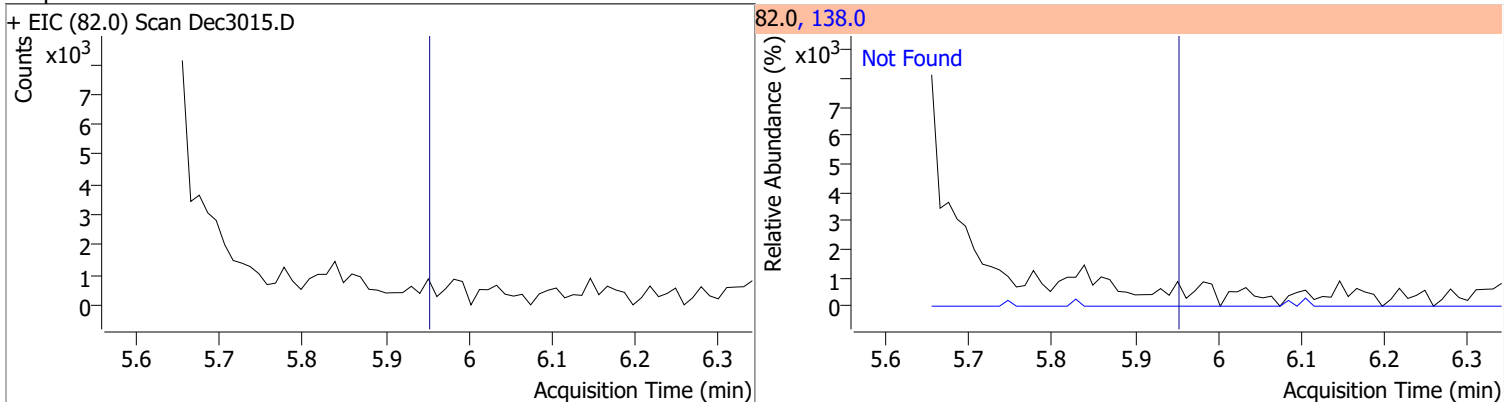
| Compound | Conc. | RT | Dev(Min) | Resp. | QIon | QRatio | Lower | Upper |
|-----------------|---------|------|----------|--------|-------|--------|-------|-------|
| Nitrobenzene-d5 | 46.2277 | 5.62 | 0.00 | 250296 | 54.0 | 91.2 | 67.5 | 125.4 |
| | | | | | 128.0 | 44.2 | 33.2 | 61.6 |



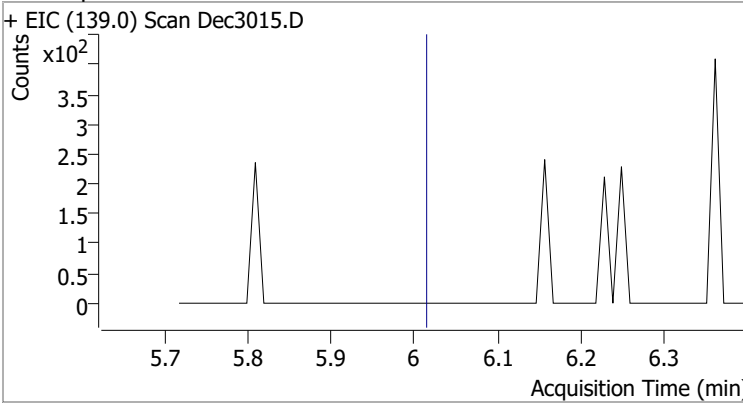
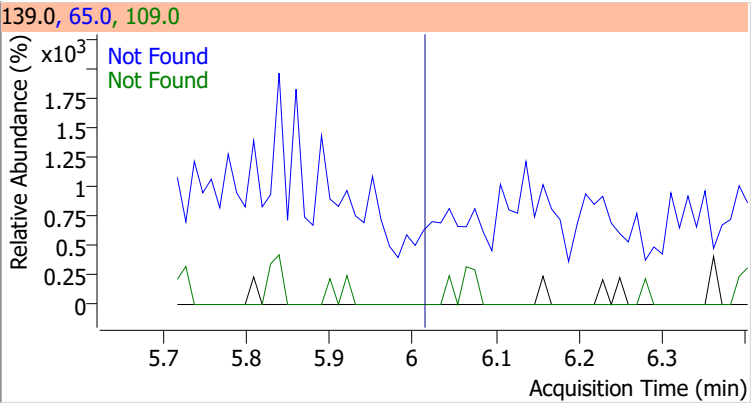
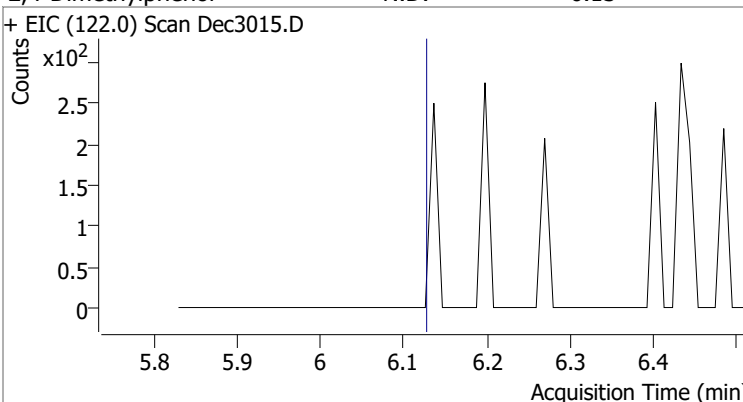
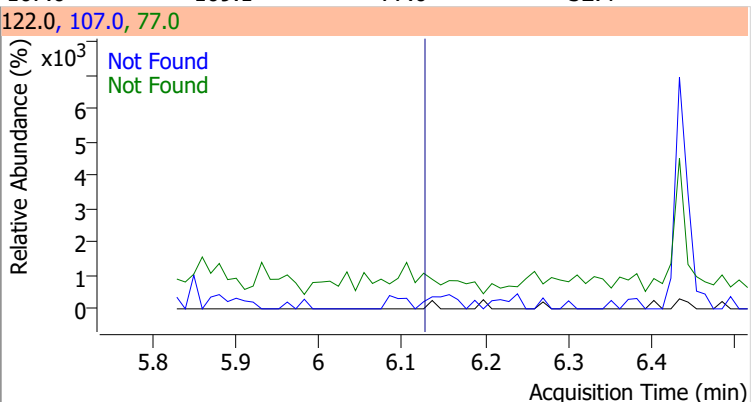
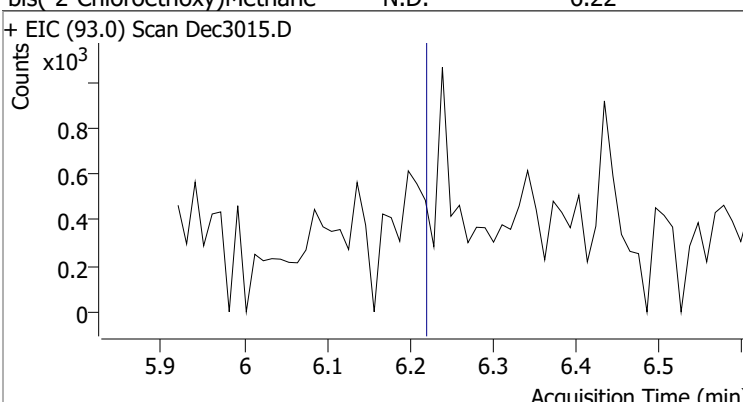
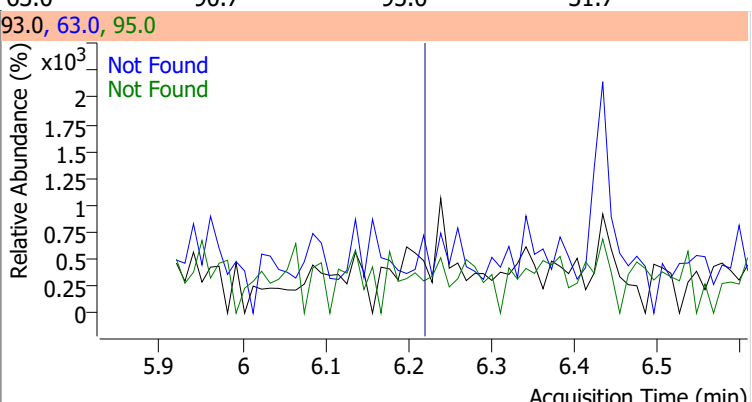
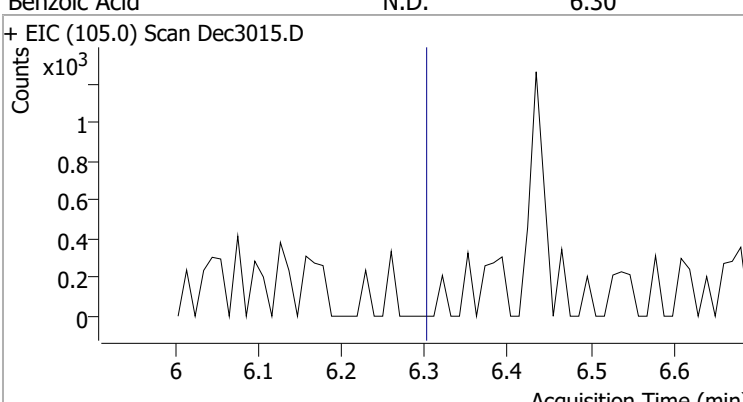
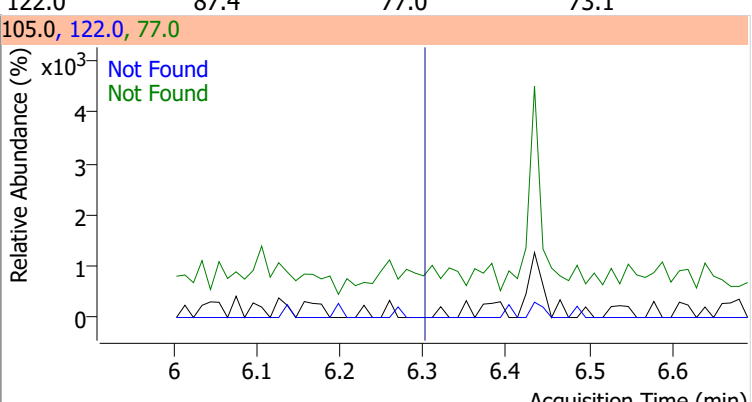
| Compound | Conc. | Exp RT | QIon | Exp Ratio | QIon | Exp Ratio |
|--------------|-------|--------|------|-----------|------|-----------|
| Nitrobenzene | N.D. | 5.64 | 77.0 | 211.4 | 51.0 | 210.3 |



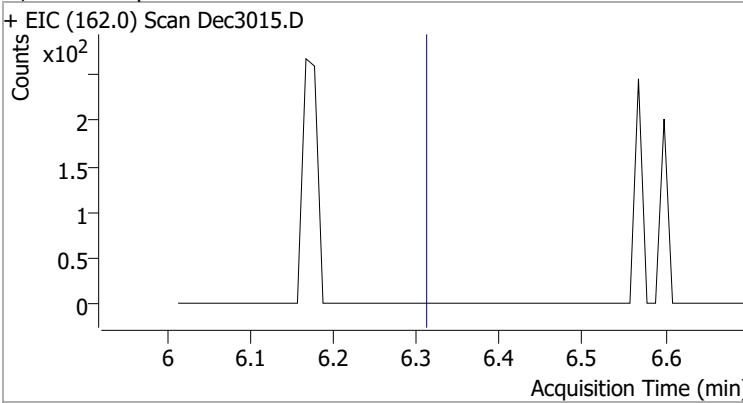
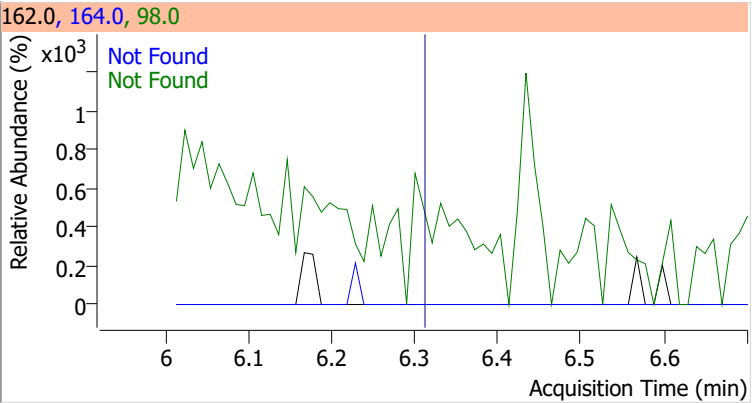
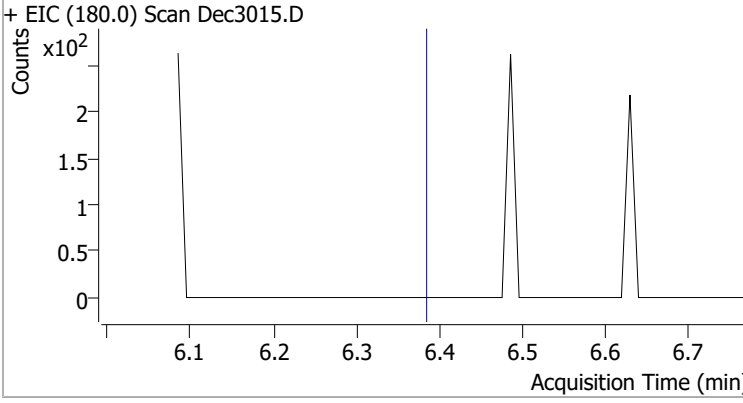
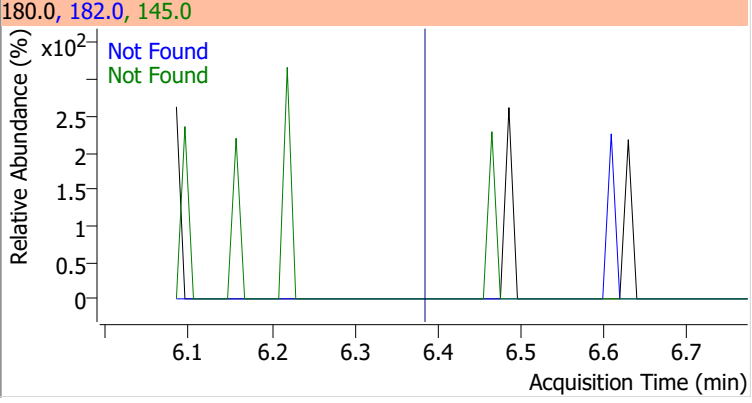
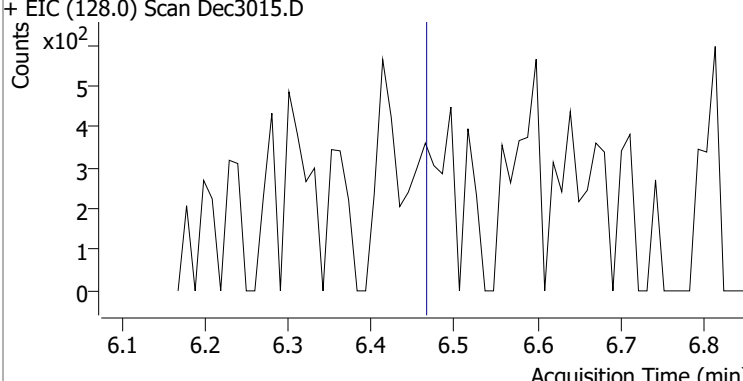
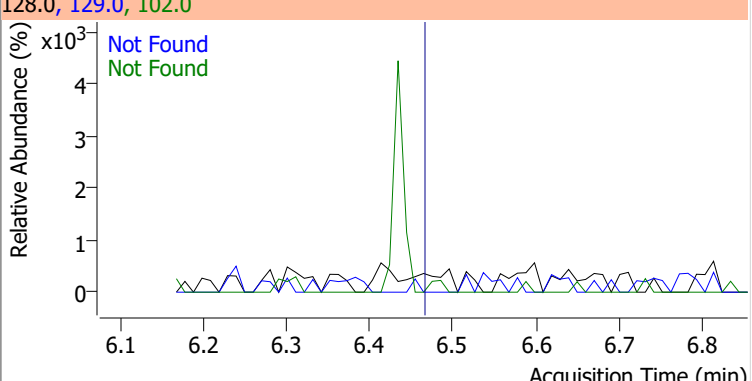
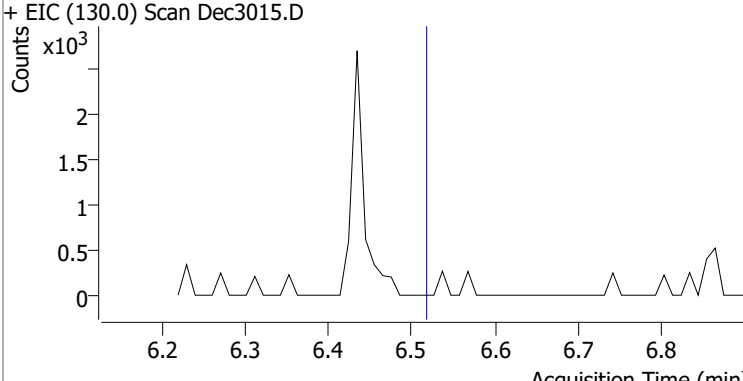
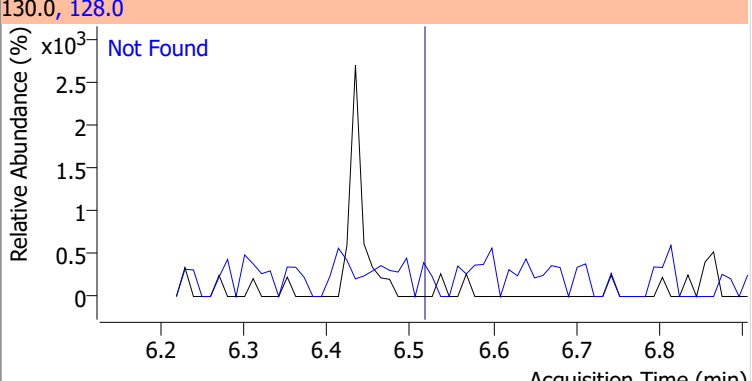
| Compound | Conc. | Exp RT | QIon | Exp Ratio |
|------------|-------|--------|-------|-----------|
| Isophorone | N.D. | 5.95 | 138.0 | 19.1 |



Quantitation Results Report (QT Reviewed)

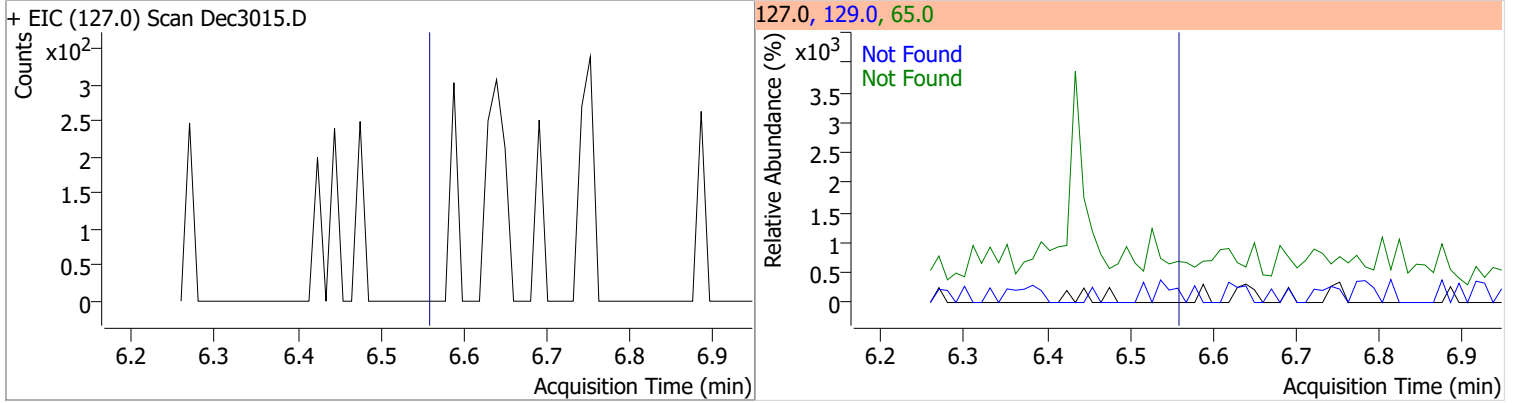
| Compound | Conc. | Exp RT | QIon | Exp Ratio | QIon | Exp Ratio |
|--|-------|--------|--|-----------|-------|-----------|
| 2-Nitrophenol | N.D. | 6.01 | 65.0 | 57.4 | 109.0 | 32.8 |
| + EIC (139.0) Scan Dec3015.D | | | 139.0, 65.0, 109.0 | | | |
|  | | |  | | | |
| 2,4-Dimethylphenol | N.D. | 6.13 | 107.0 | 109.1 | 77.0 | 32.4 |
| + EIC (122.0) Scan Dec3015.D | | | 122.0, 107.0, 77.0 | | | |
|  | | |  | | | |
| bis(-2-Chloroethoxy)Methane | N.D. | 6.22 | 63.0 | 90.7 | 95.0 | 31.7 |
| + EIC (93.0) Scan Dec3015.D | | | 93.0, 63.0, 95.0 | | | |
|  | | |  | | | |
| Benzoic Acid | N.D. | 6.30 | 122.0 | 87.4 | 77.0 | 73.1 |
| + EIC (105.0) Scan Dec3015.D | | | 105.0, 122.0, 77.0 | | | |
|  | | |  | | | |

Quantitation Results Report (QT Reviewed)

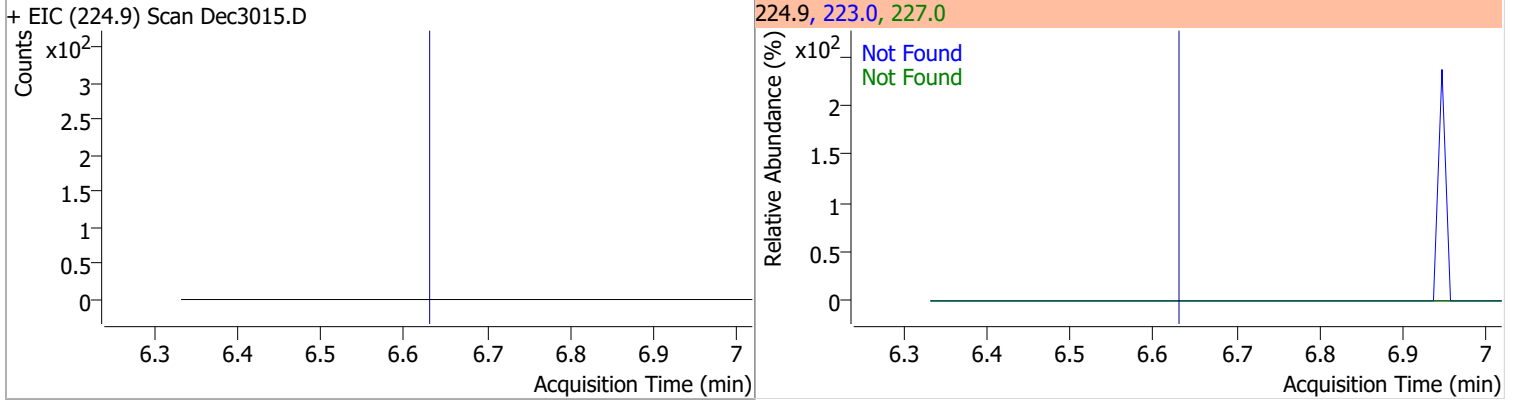
| Compound | Conc. | Exp RT | QIon | Exp Ratio | QIon | Exp Ratio |
|--|-------|--------|--|-----------|-------|-----------|
| 2,4-Dichlorophenol | N.D. | 6.31 | 164.0 | 62.0 | 98.0 | 32.4 |
| + EIC (162.0) Scan Dec3015.D | | | 162.0, 164.0, 98.0 | | | |
|  | | |  | | | |
| 1,2,4-Trichlorobenzene | N.D. | 6.38 | 182.0 | 94.1 | 145.0 | 30.4 |
| + EIC (180.0) Scan Dec3015.D | | | 180.0, 182.0, 145.0 | | | |
|  | | |  | | | |
| Naphthalene | N.D. | 6.46 | 129.0 | 10.9 | 102.0 | 9.3 |
| + EIC (128.0) Scan Dec3015.D | | | 128.0, 129.0, 102.0 | | | |
|  | | |  | | | |
| 4-Chlorophenol | N.D. | 6.52 | 128.0 | 309.7 | | |
| + EIC (130.0) Scan Dec3015.D | | | 130.0, 128.0 | | | |
|  | | |  | | | |

Quantitation Results Report (QT Reviewed)

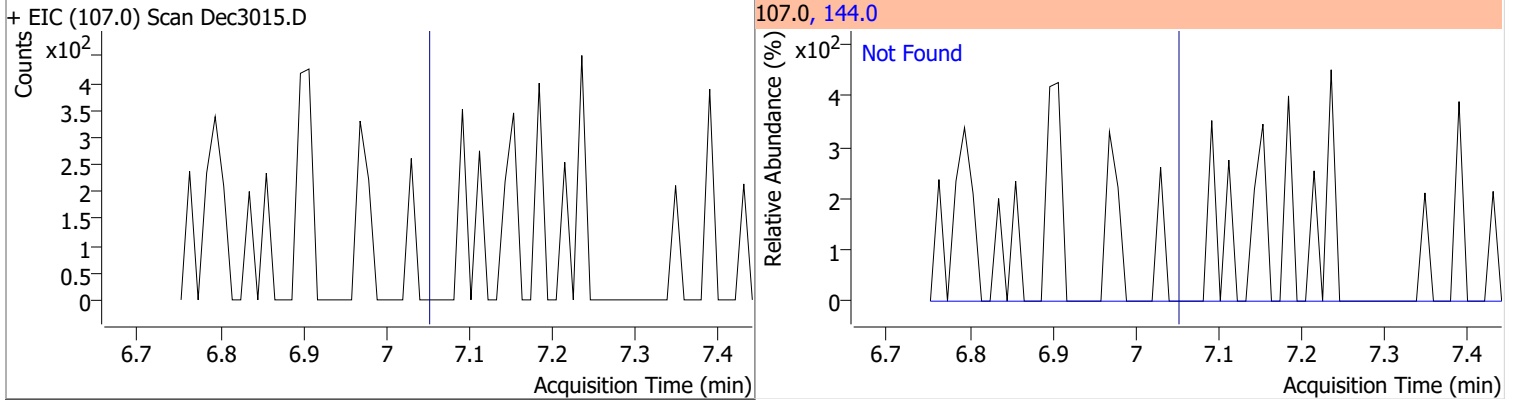
| Compound | Conc. | Exp RT | QIon | Exp Ratio | QIon | Exp Ratio |
|-----------------|-------|--------|------|-----------|-------|-----------|
| p-Chloroaniline | N.D. | 6.56 | 65.0 | 37.5 | 129.0 | 29.2 |



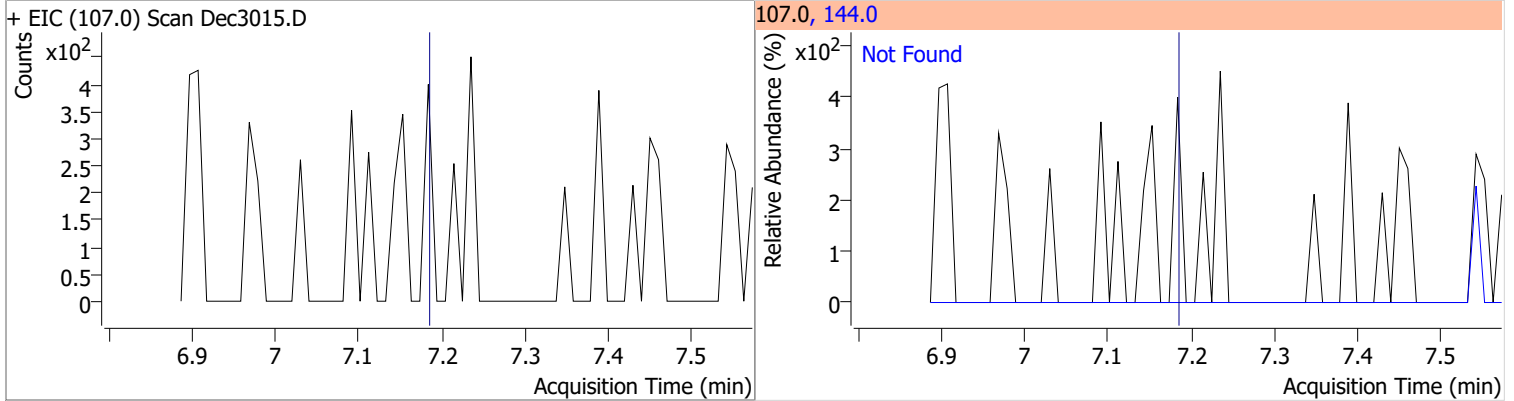
| Compound | Conc. | Exp RT | QIon | Exp Ratio | QIon | Exp Ratio |
|---------------------|-------|--------|-------|-----------|-------|-----------|
| Hexachlorobutadiene | N.D. | 6.63 | 227.0 | 66.6 | 223.0 | 60.8 |



| Compound | Conc. | Exp RT | QIon | Exp Ratio |
|-------------------------|-------|--------|-------|-----------|
| 4-Chloro-2-Methylphenol | N.D. | 7.05 | 144.0 | 26.6 |

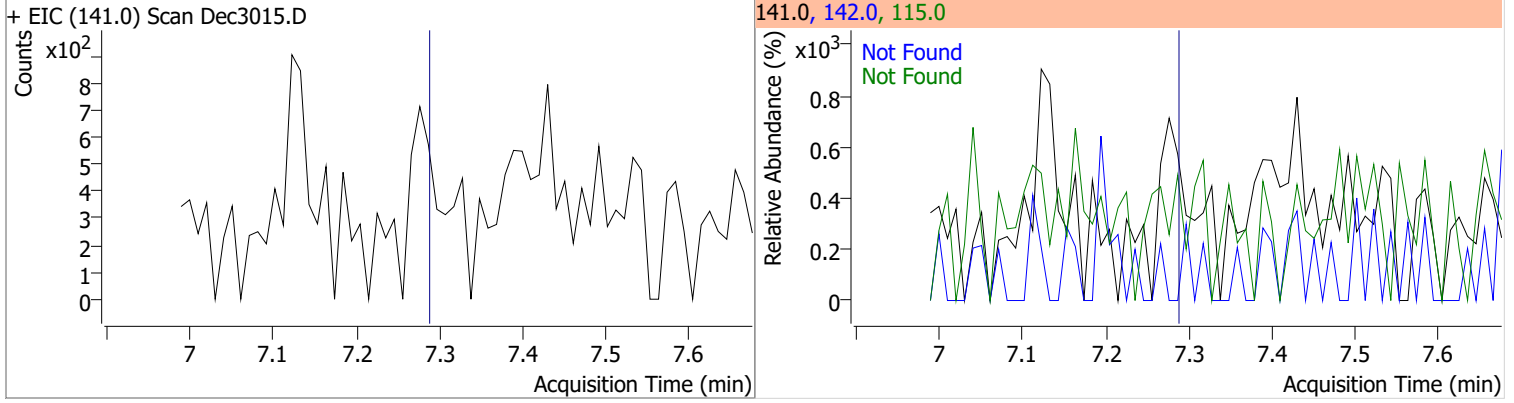


| Compound | Conc. | Exp RT | QIon | Exp Ratio |
|-------------------------|-------|--------|-------|-----------|
| 4-Chloro-3-Methylphenol | N.D. | 7.18 | 144.0 | 27.6 |

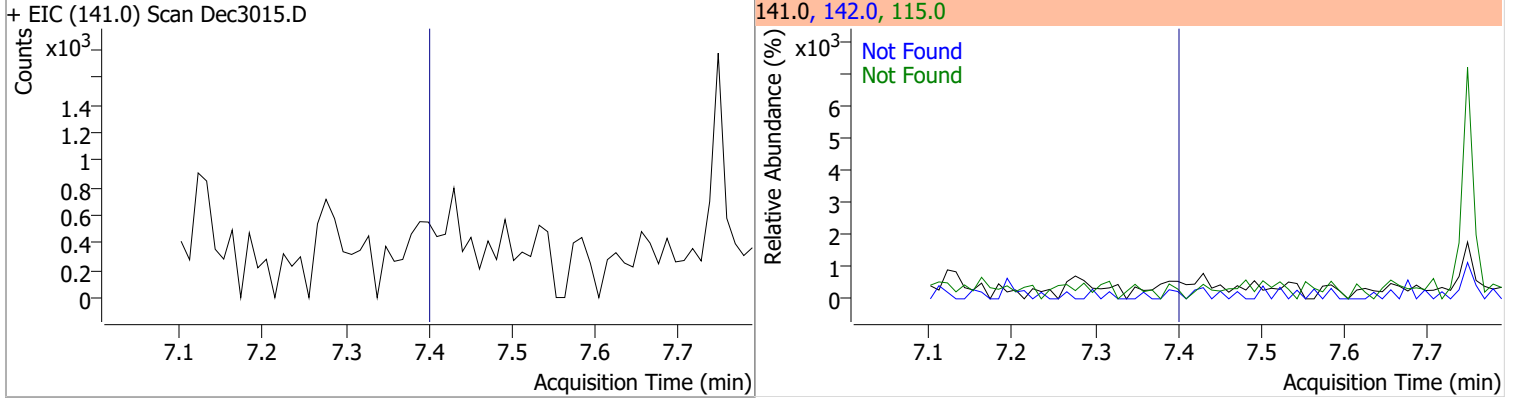


Quantitation Results Report (QT Reviewed)

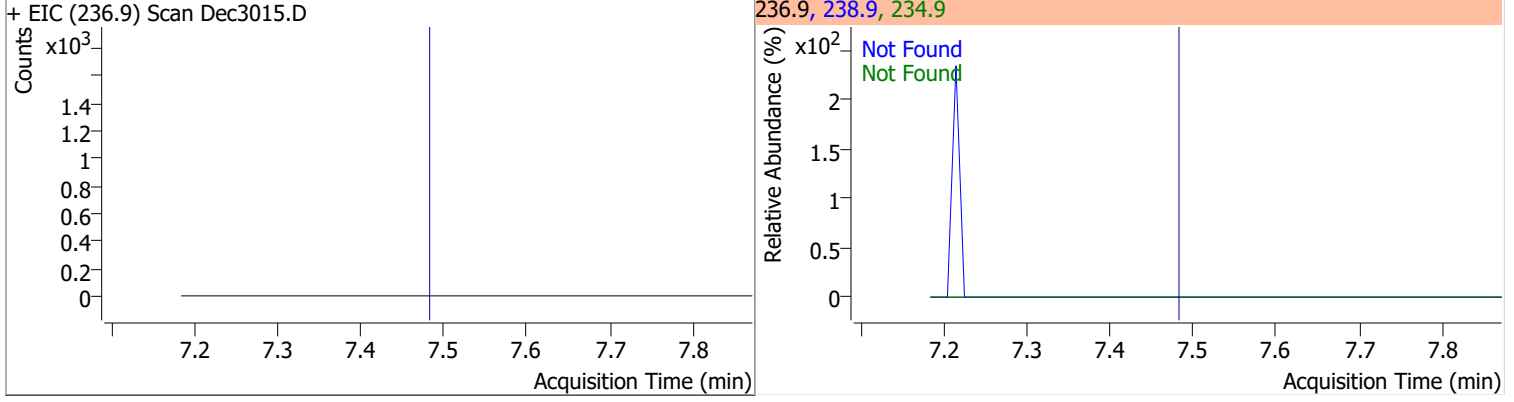
| Compound | Conc. | Exp RT | QIon | Exp Ratio | QIon | Exp Ratio |
|---------------------|-------|--------|-------|-----------|-------|-----------|
| 2-Methylnaphthalene | N.D. | 7.29 | 142.0 | 114.8 | 115.0 | 42.0 |



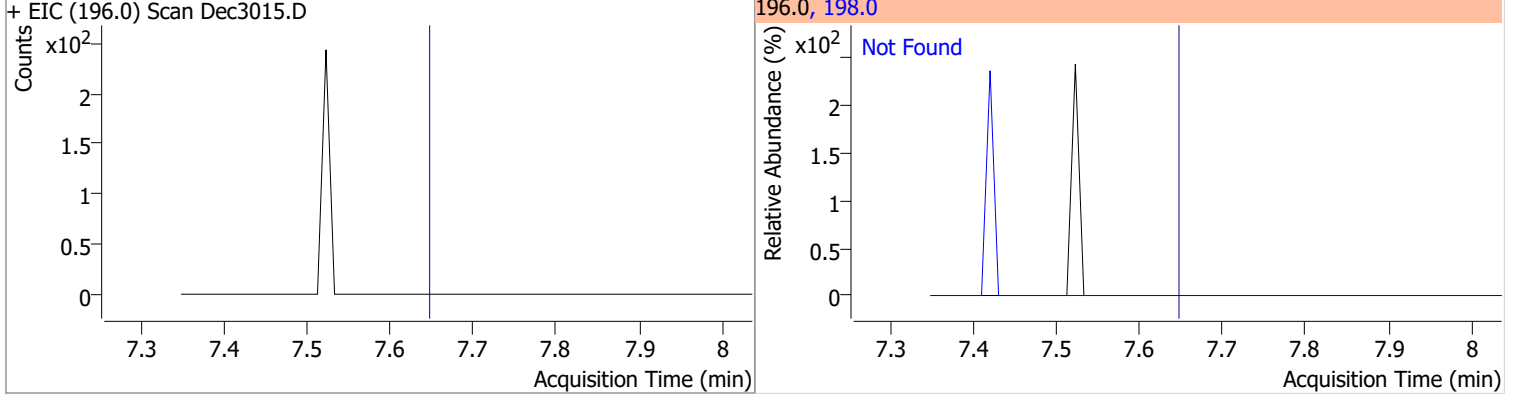
| Compound | Conc. | Exp RT | QIon | Exp Ratio | QIon | Exp Ratio |
|---------------------|-------|--------|-------|-----------|-------|-----------|
| 1-Methylnaphthalene | N.D. | 7.40 | 142.0 | 111.0 | 115.0 | 42.5 |



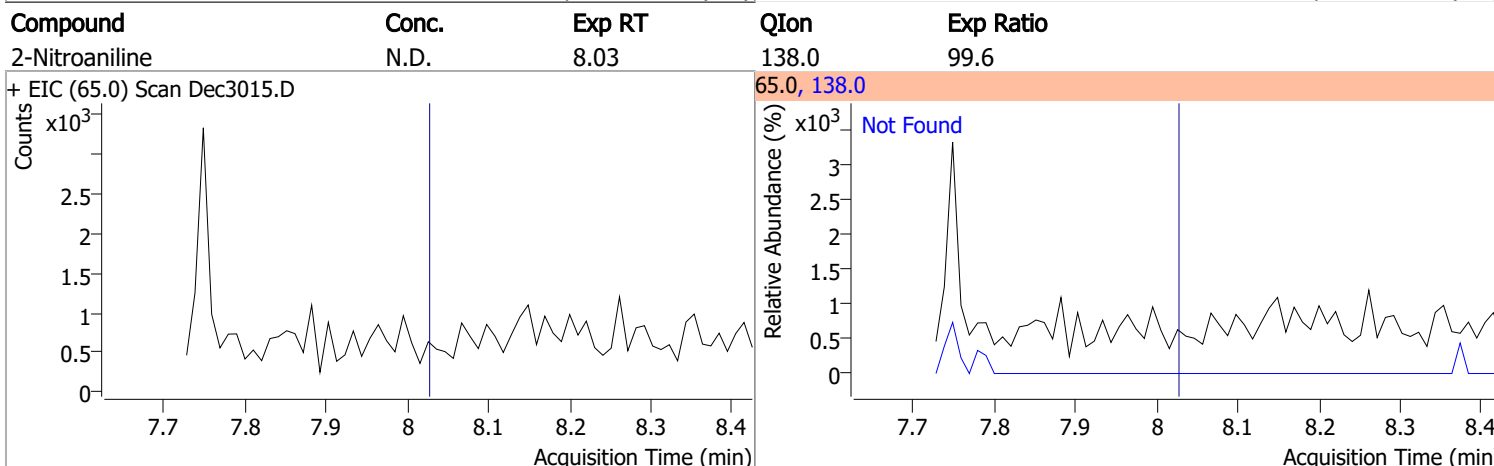
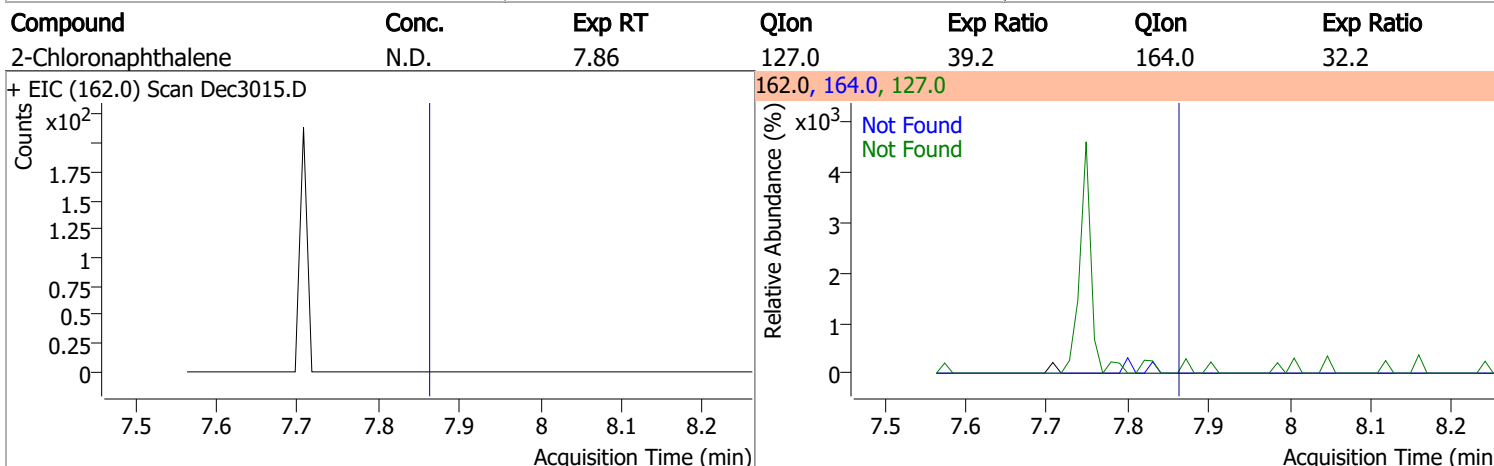
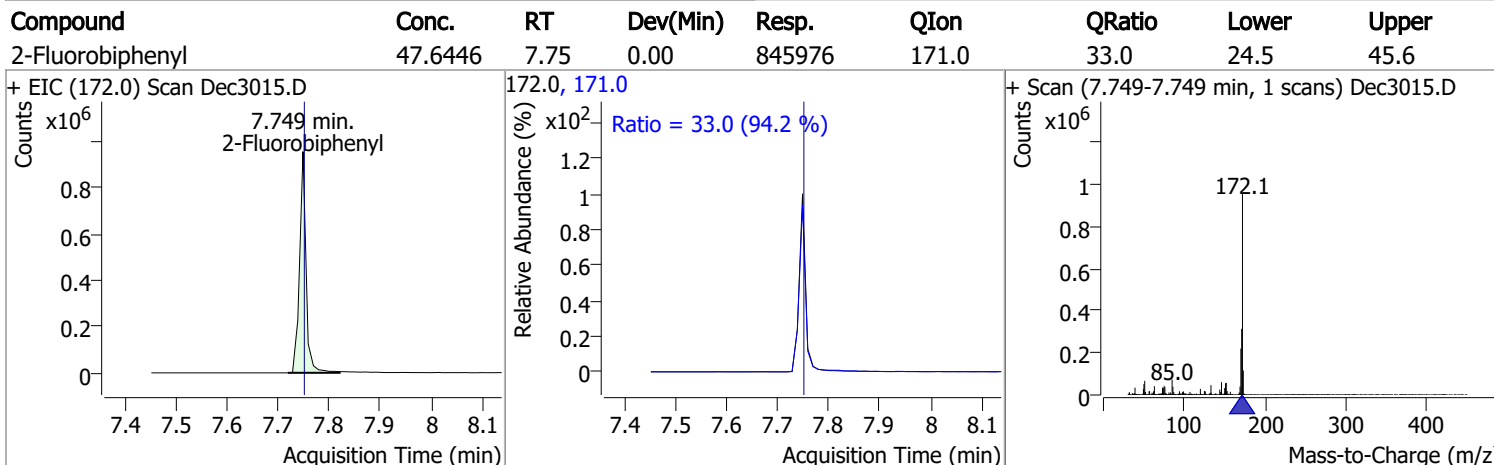
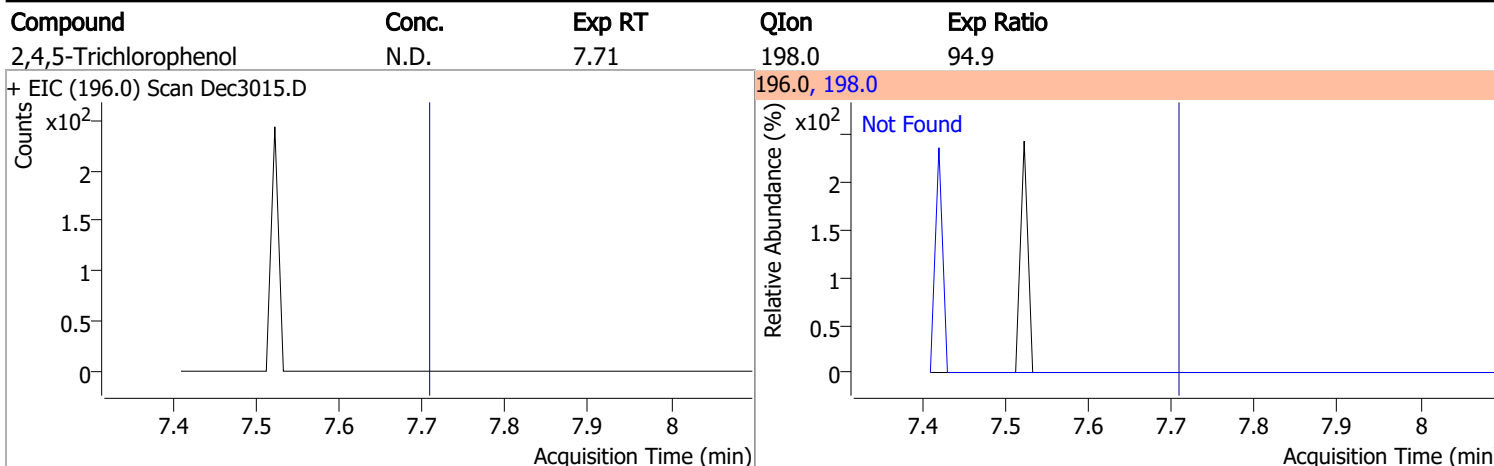
| Compound | Conc. | Exp RT | QIon | Exp Ratio | QIon | Exp Ratio |
|---------------------------|-------|--------|-------|-----------|-------|-----------|
| Hexachlorocyclopentadiene | N.D. | 7.48 | 234.9 | 64.7 | 238.9 | 64.1 |



| Compound | Conc. | Exp RT | QIon | Exp Ratio |
|-----------------------|-------|--------|-------|-----------|
| 2,4,6-Trichlorophenol | N.D. | 7.65 | 198.0 | 94.4 |

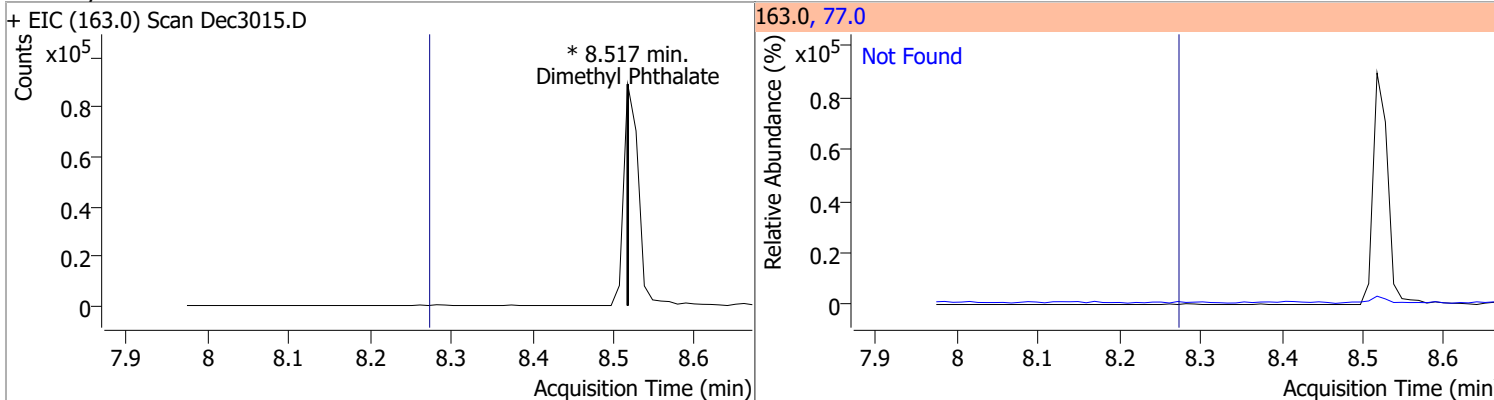


Quantitation Results Report (QT Reviewed)

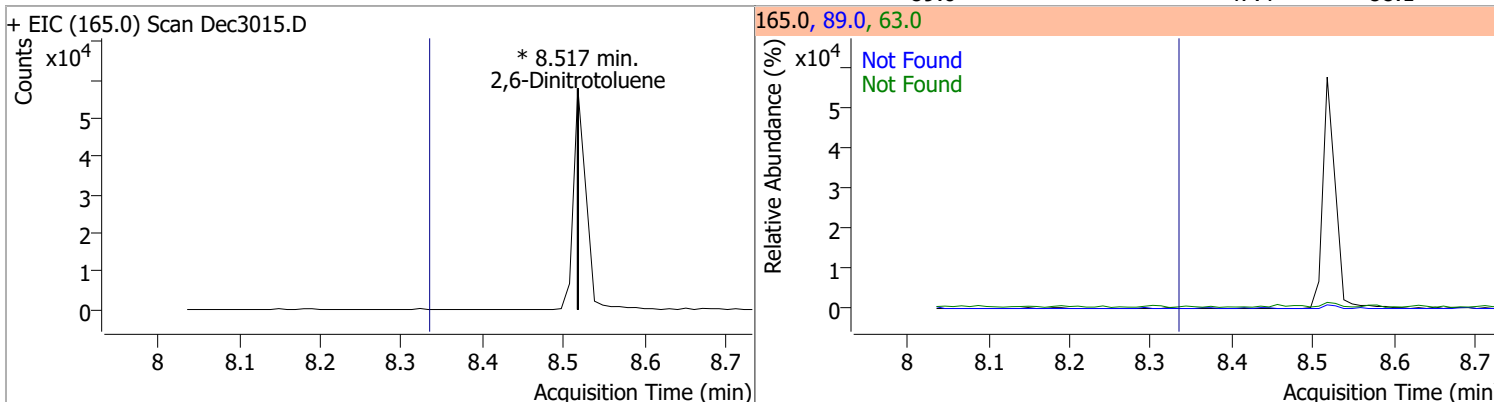


Quantitation Results Report (QT Reviewed)

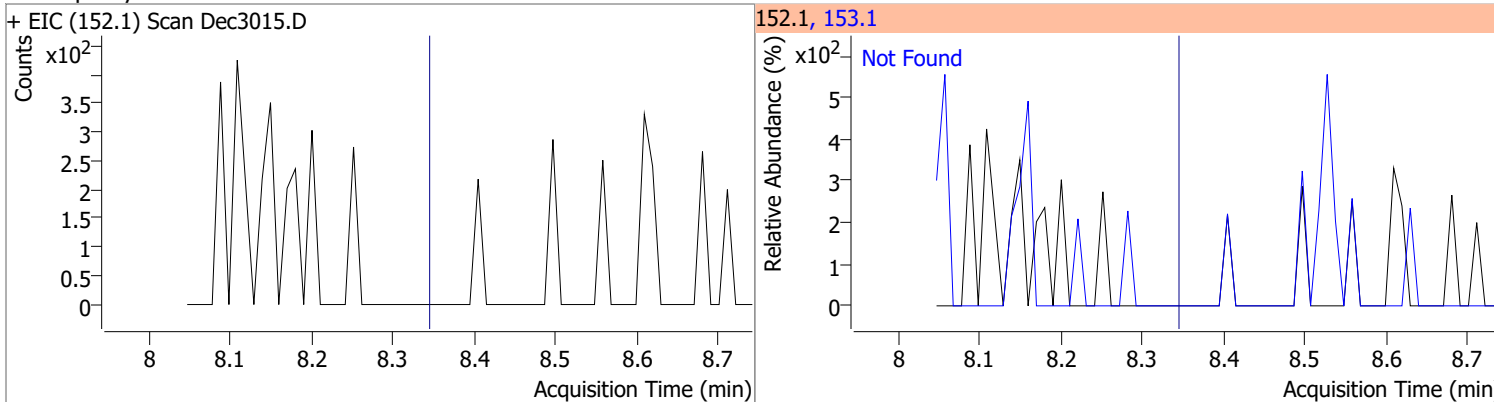
| Compound | Conc. | RT | Dev(Min) | Resp. | QIon | QRatio | Lower | Upper |
|--------------------|-------|----|----------|-------|------|--------|-------|-------|
| Dimethyl Phthalate | 0 | 0 | | 0 | 77.0 | | 15.1 | 28.0 |



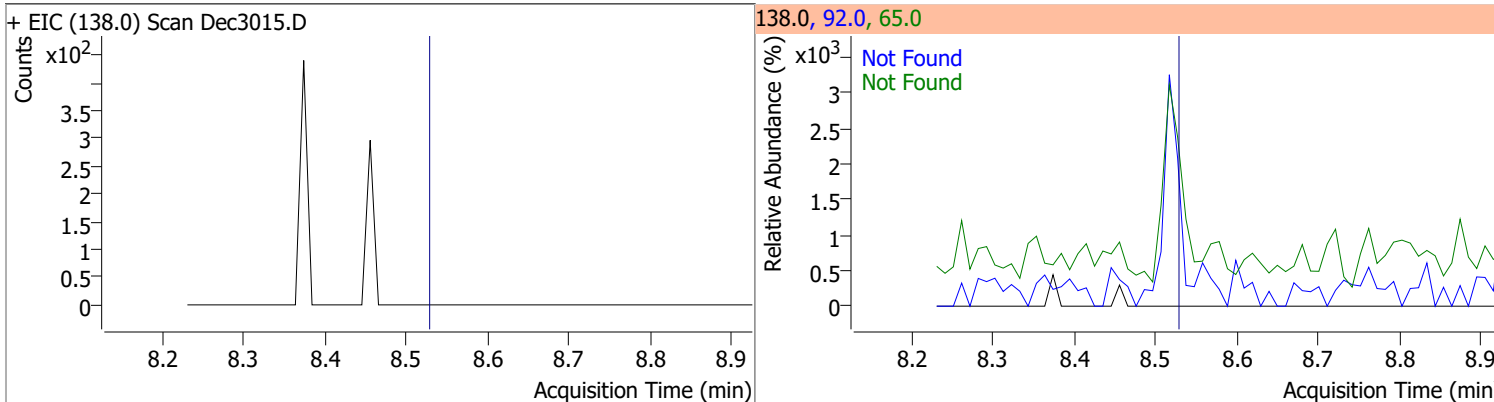
| Compound | Conc. | RT | Dev(Min) | Resp. | QIon | QRatio | Lower | Upper |
|--------------------|-------|----|----------|-------|--------------|--------|---------------|---------------|
| 2,6-Dinitrotoluene | 0 | 0 | | 0 | 63.0 89.0 | | 135.1 47.4 | 250.9 88.1 |



| Compound | Conc. | Exp RT | QIon | Exp Ratio |
|----------------|-------|--------|-------|-----------|
| Acenaphthylene | N.D. | 8.34 | 153.1 | 13.9 |

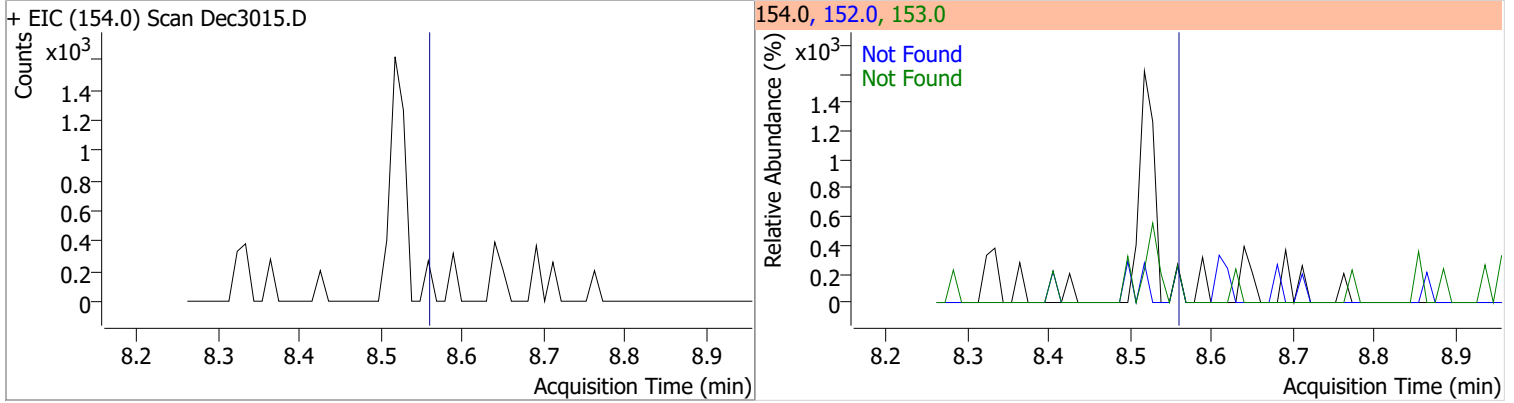


| Compound | Conc. | Exp RT | QIon | Exp Ratio | QIon | Exp Ratio |
|----------------|-------|--------|------|-----------|------|-----------|
| 3-Nitroaniline | N.D. | 8.53 | 65.0 | 157.8 | 92.0 | 118.6 |

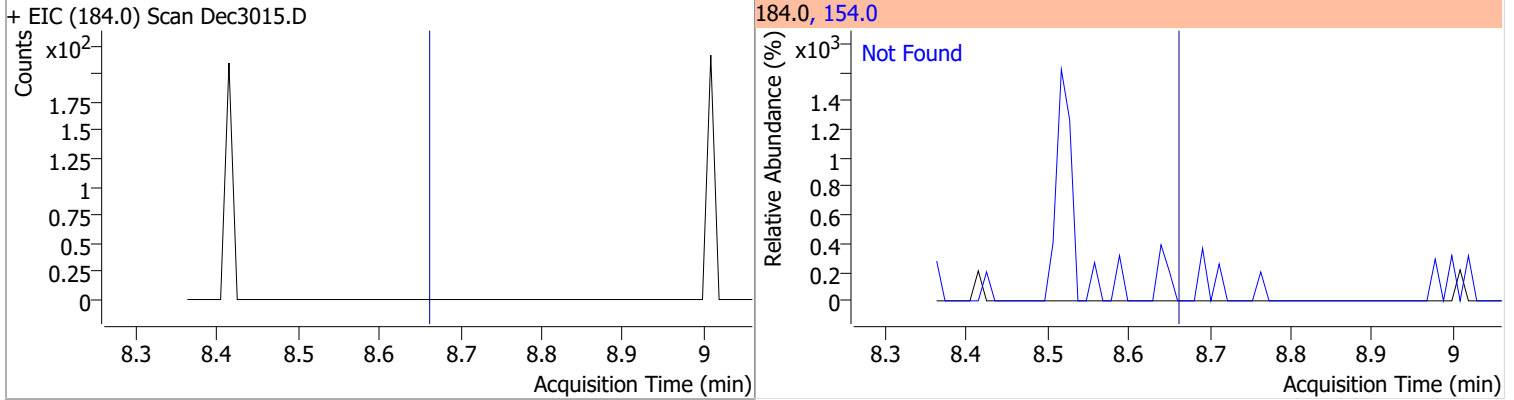


Quantitation Results Report (QT Reviewed)

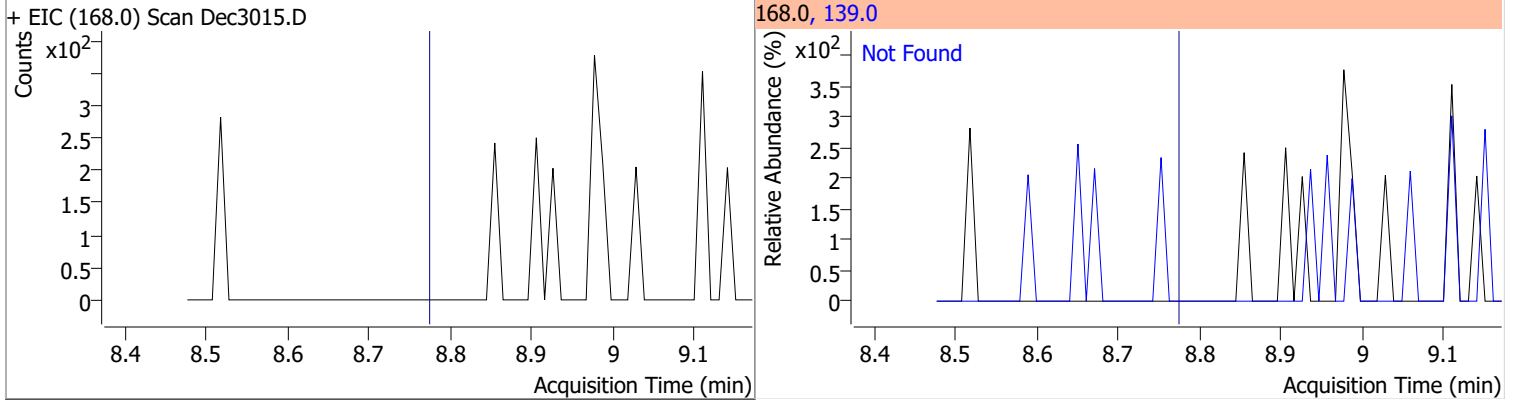
| Compound | Conc. | Exp RT | QIon | Exp Ratio | QIon | Exp Ratio |
|--------------|-------|--------|-------|-----------|-------|-----------|
| Acenaphthene | N.D. | 8.56 | 153.0 | 109.6 | 152.0 | 52.7 |



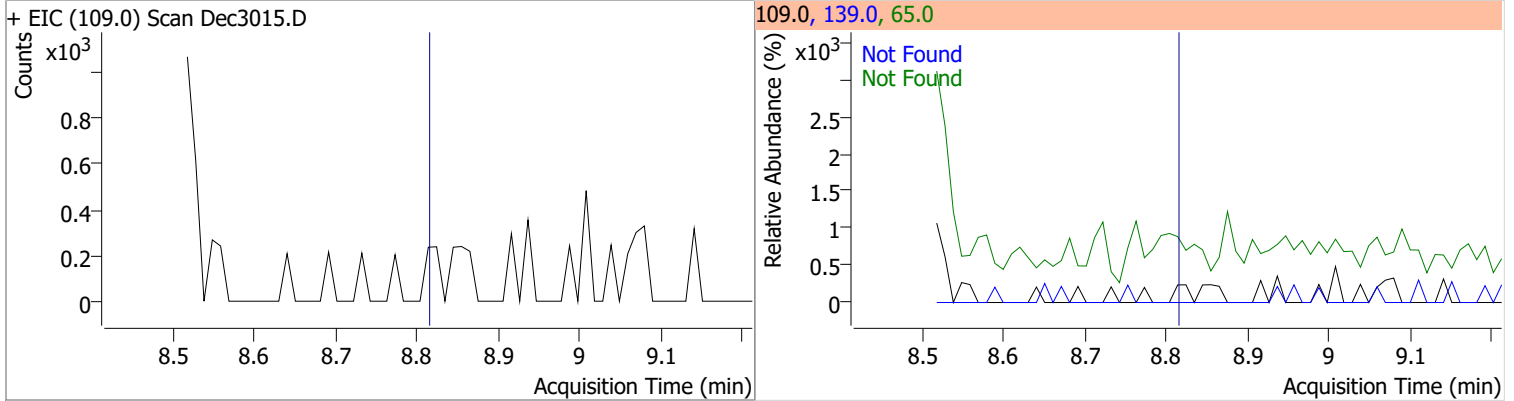
| Compound | Conc. | Exp RT | QIon | Exp Ratio |
|-------------------|-------|--------|-------|-----------|
| 2,4-Dinitrophenol | N.D. | 8.66 | 154.0 | 55.5 |



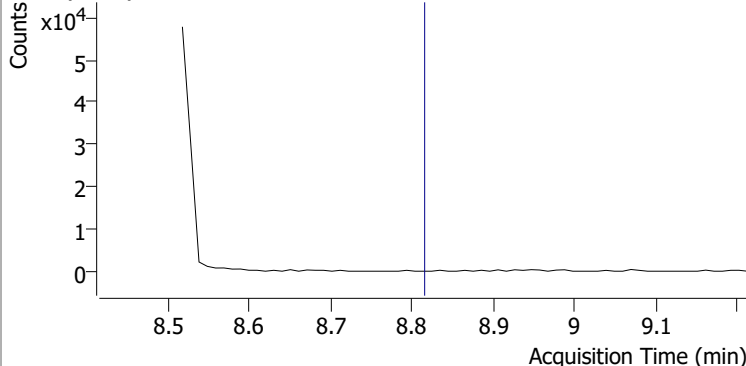
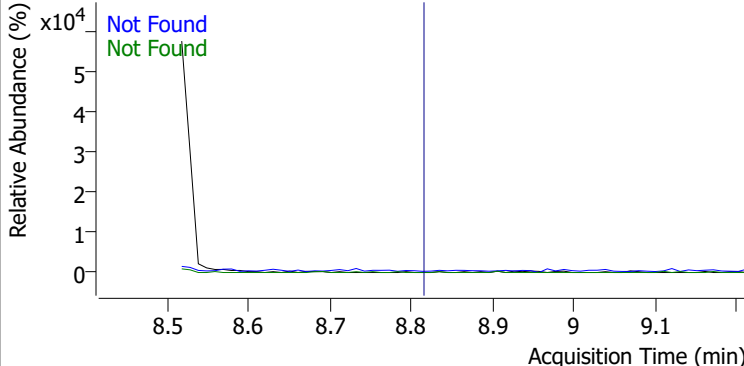
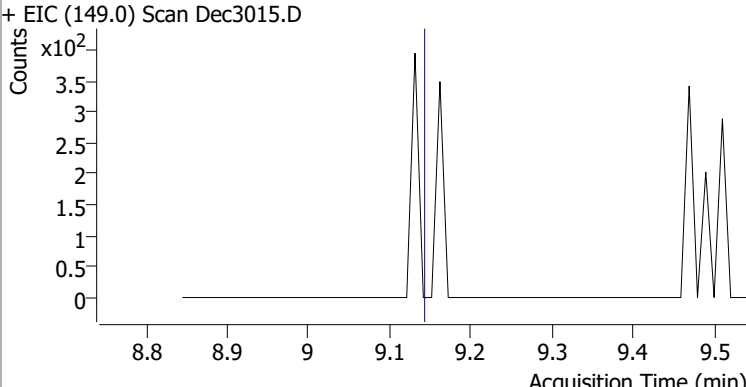
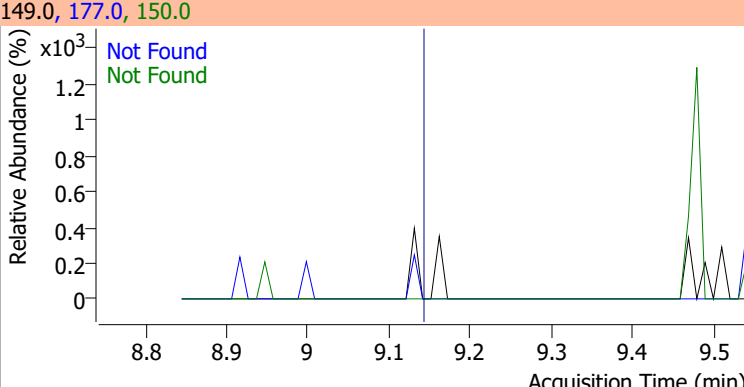
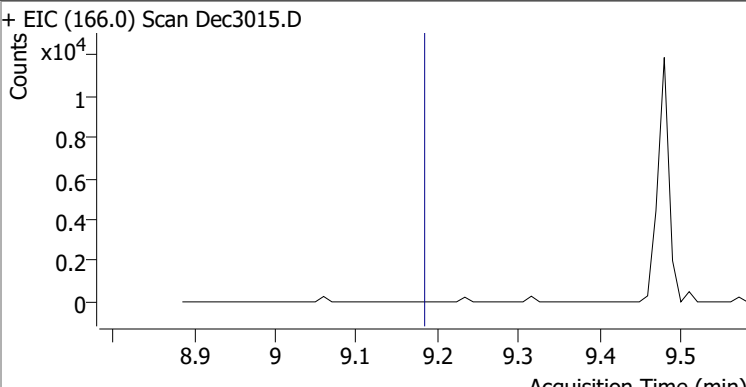
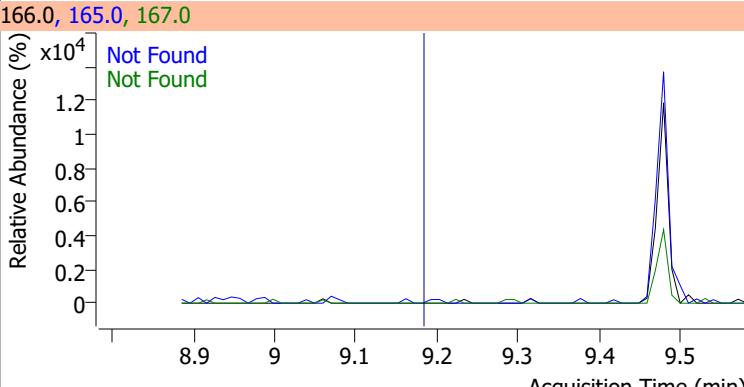
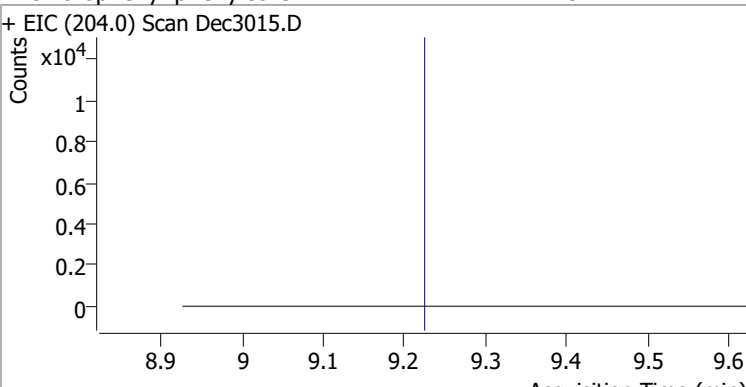
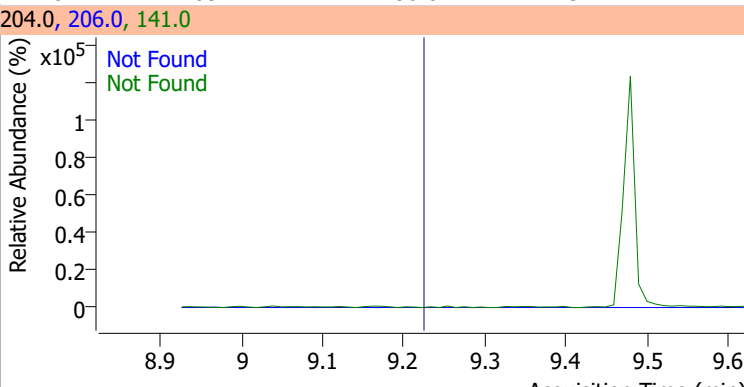
| Compound | Conc. | Exp RT | QIon | Exp Ratio |
|--------------|-------|--------|-------|-----------|
| Dibenzofuran | N.D. | 8.77 | 139.0 | 38.2 |



| Compound | Conc. | Exp RT | QIon | Exp Ratio | QIon | Exp Ratio |
|---------------|-------|--------|------|-----------|-------|-----------|
| 4-Nitrophenol | N.D. | 8.81 | 65.0 | 85.8 | 139.0 | 70.9 |

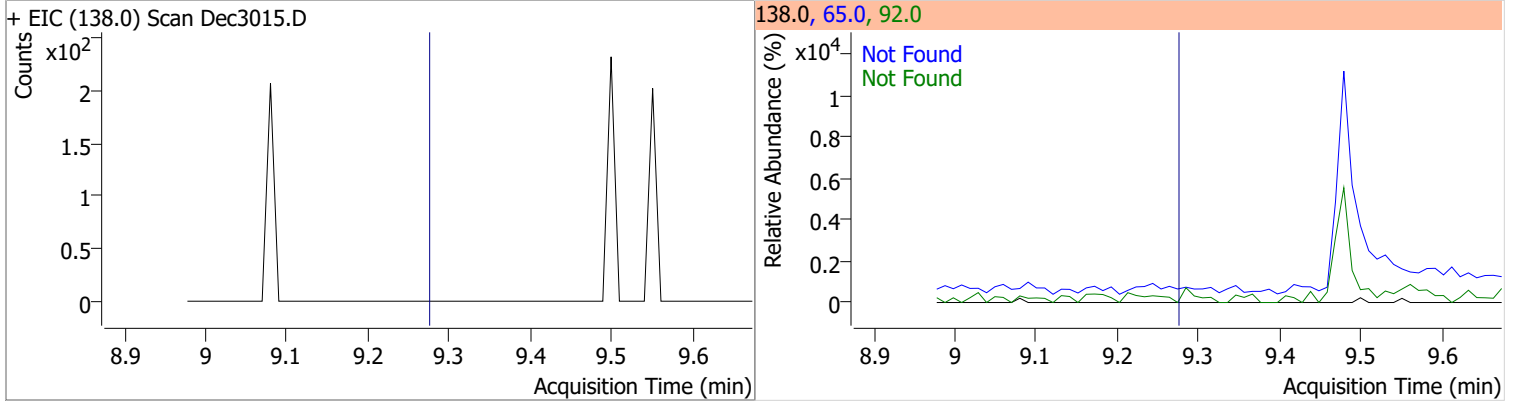


Quantitation Results Report (QT Reviewed)

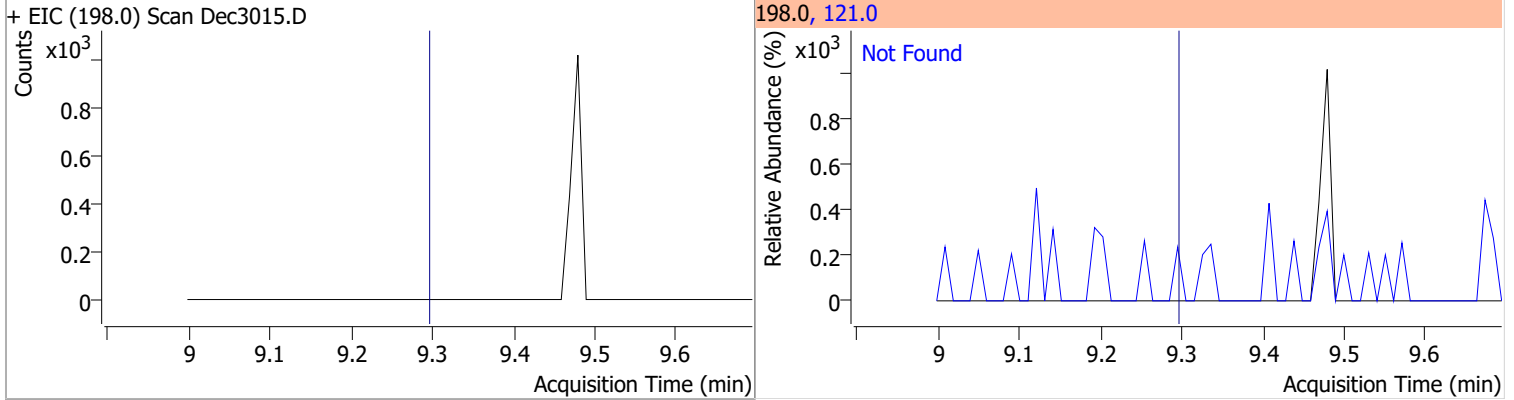
| Compound | Conc. | Exp RT | QIon | Exp Ratio | QIon | Exp Ratio |
|--|-------|--------|--|-----------|-------|-----------|
| 2,4-Dinitrotoluene | N.D. | 8.81 | 63.0 | 89.4 | 89.0 | 79.1 |
| + EIC (165.0) Scan Dec3015.D | | | 165.0, 63.0, 89.0 | | | |
|  | | |  | | | |
| Diethylphthalate | N.D. | 9.14 | 177.0 | 19.4 | 150.0 | 12.3 |
| + EIC (149.0) Scan Dec3015.D | | | 149.0, 177.0, 150.0 | | | |
|  | | |  | | | |
| Fluorene | N.D. | 9.18 | 165.0 | 88.8 | 167.0 | 12.9 |
| + EIC (166.0) Scan Dec3015.D | | | 166.0, 165.0, 167.0 | | | |
|  | | |  | | | |
| 4-Chlorophenyl-phenylether | N.D. | 9.22 | 141.0 | 65.7 | 206.0 | 32.4 |
| + EIC (204.0) Scan Dec3015.D | | | 204.0, 206.0, 141.0 | | | |
|  | | |  | | | |

Quantitation Results Report (QT Reviewed)

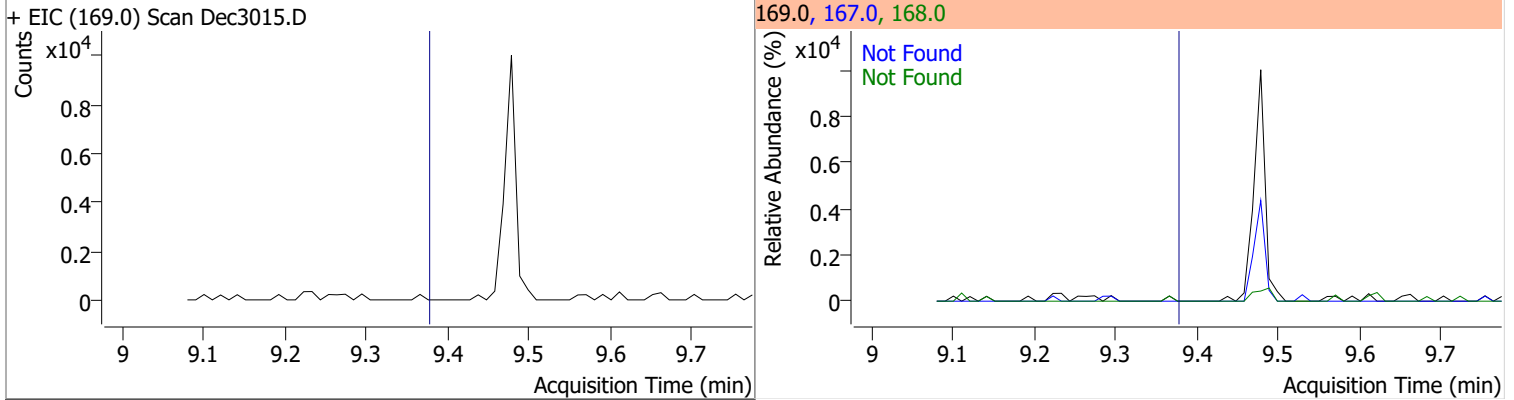
| Compound | Conc. | Exp RT | QIon | Exp Ratio | QIon | Exp Ratio |
|----------------|-------|--------|------|-----------|------|-----------|
| 4-Nitroaniline | N.D. | 9.27 | 65.0 | 131.3 | 92.0 | 49.5 |



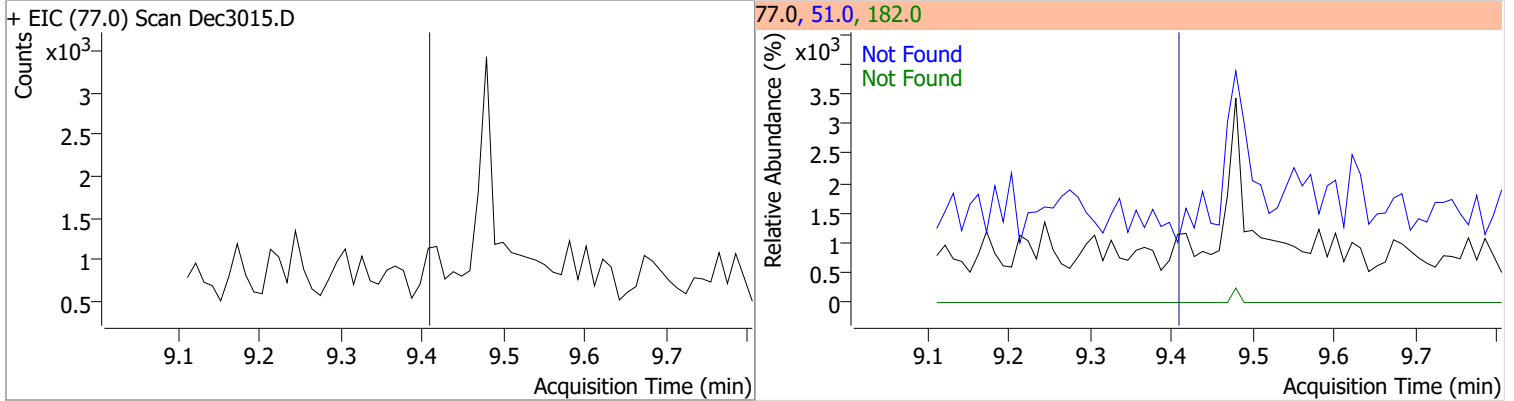
| Compound | Conc. | Exp RT | QIon | Exp Ratio |
|----------------------------|-------|--------|-------|-----------|
| 4,6-Dinitro-2-methylphenol | N.D. | 9.29 | 121.0 | 52.9 |



| Compound | Conc. | Exp RT | QIon | Exp Ratio | QIon | Exp Ratio |
|------------------------|-------|--------|-------|-----------|-------|-----------|
| N-nitrosodiphenylamine | N.D. | 9.38 | 168.0 | 66.6 | 167.0 | 35.0 |

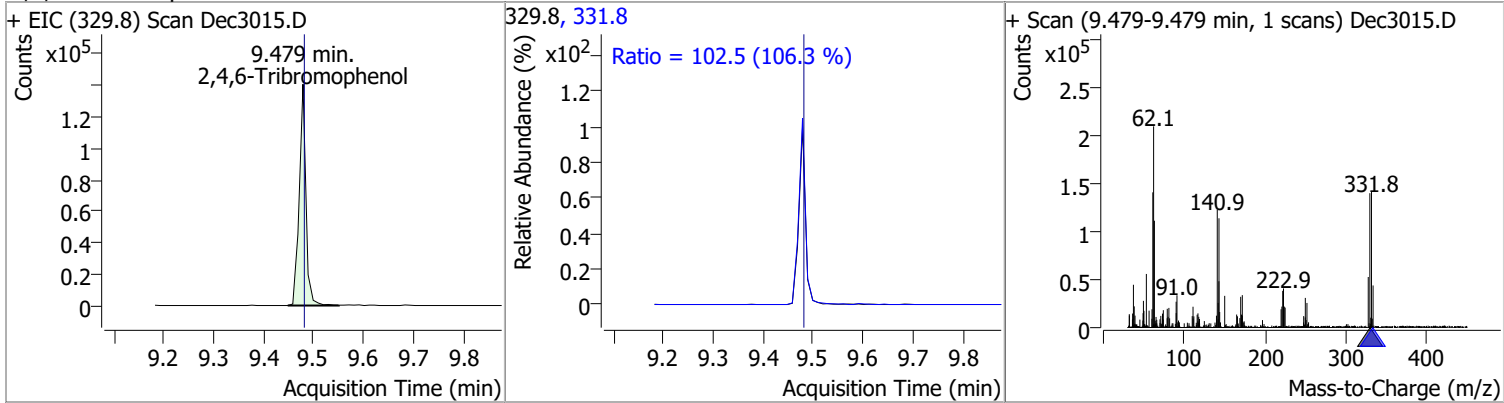


| Compound | Conc. | Exp RT | QIon | Exp Ratio | QIon | Exp Ratio |
|------------|-------|--------|------|-----------|-------|-----------|
| Azobenzene | N.D. | 9.41 | 51.0 | 49.7 | 182.0 | 23.1 |

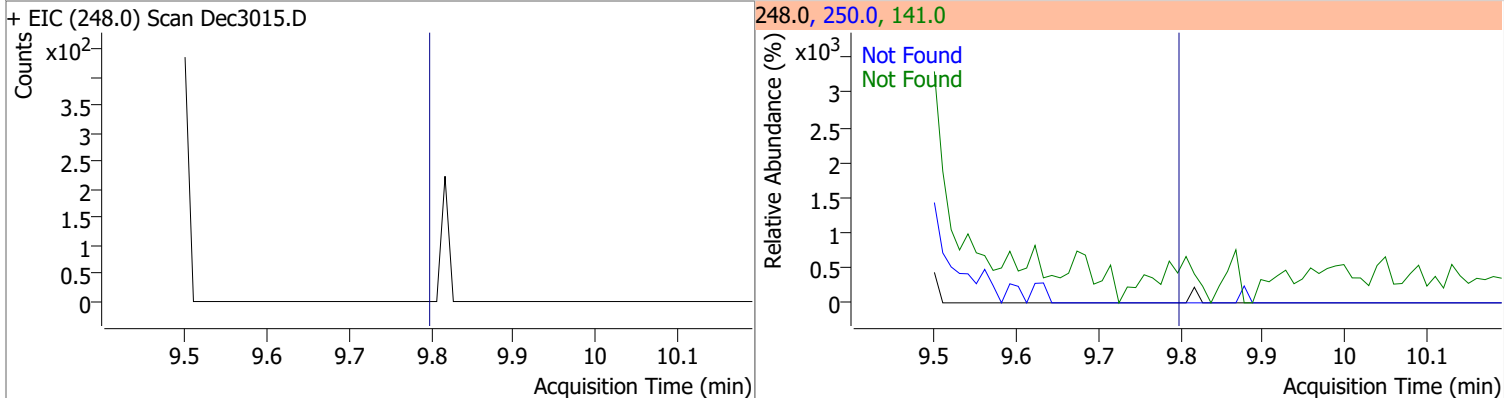


Quantitation Results Report (QT Reviewed)

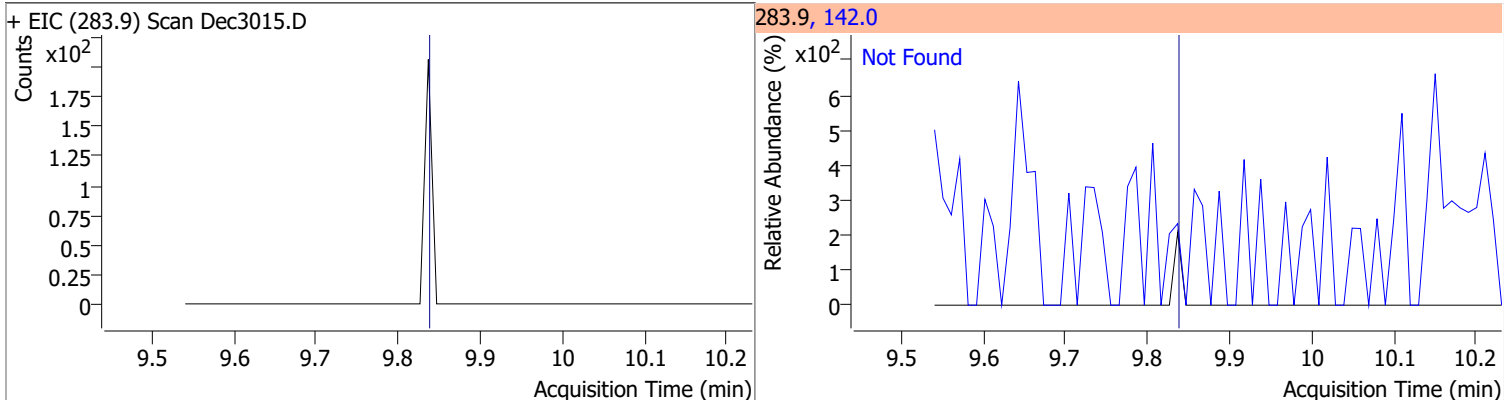
| Compound | Conc. | RT | Dev(Min) | Resp. | QIon | QRatio | Lower | Upper |
|----------------------|----------|------|----------|--------|-------|--------|-------|-------|
| 2,4,6-Tribromophenol | 159.9537 | 9.48 | 0.00 | 130818 | 331.8 | 102.5 | 67.5 | 125.3 |



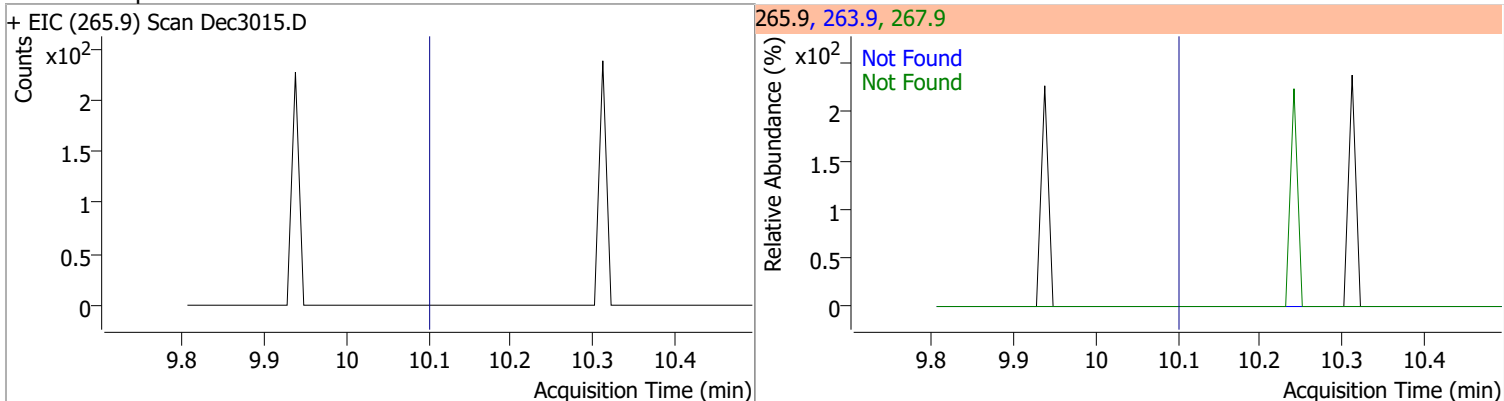
| Compound | Conc. | Exp RT | QIon | Exp Ratio | QIon | Exp Ratio |
|---------------------------|-------|--------|-------|-----------|-------|-----------|
| 4-Bromophenyl-phenylether | N.D. | 9.80 | 141.0 | 109.8 | 250.0 | 97.9 |



| Compound | Conc. | Exp RT | QIon | Exp Ratio | QIon | Exp Ratio |
|-------------------|-------|--------|-------|-----------|------|-----------|
| Hexachlorobenzene | N.D. | 9.84 | 142.0 | 64.6 | | |

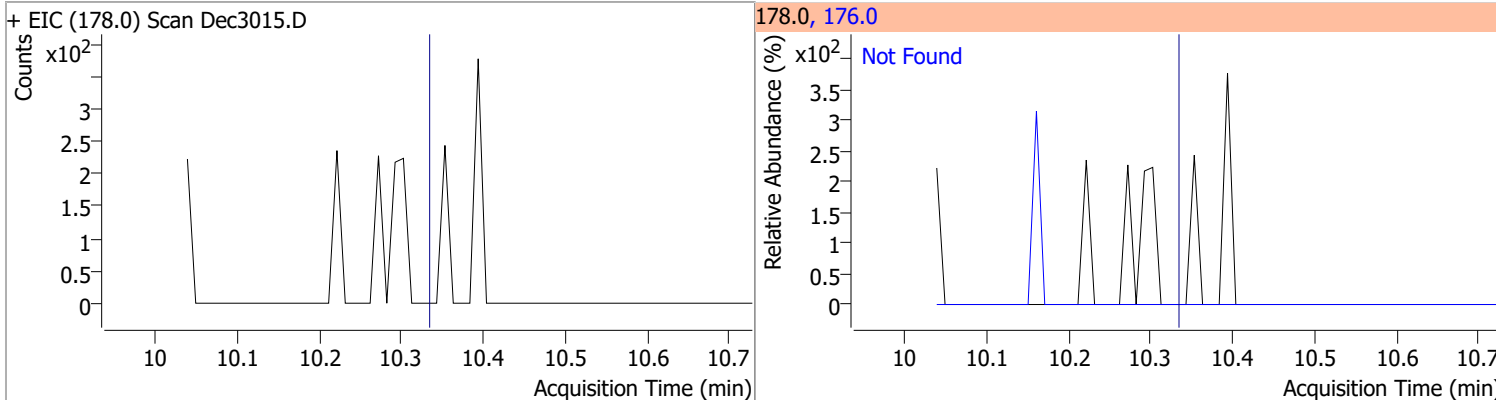


| Compound | Conc. | Exp RT | QIon | Exp Ratio | QIon | Exp Ratio |
|-------------------|-------|--------|-------|-----------|-------|-----------|
| Pentachlorophenol | N.D. | 10.10 | 263.9 | 62.0 | 267.9 | 61.9 |

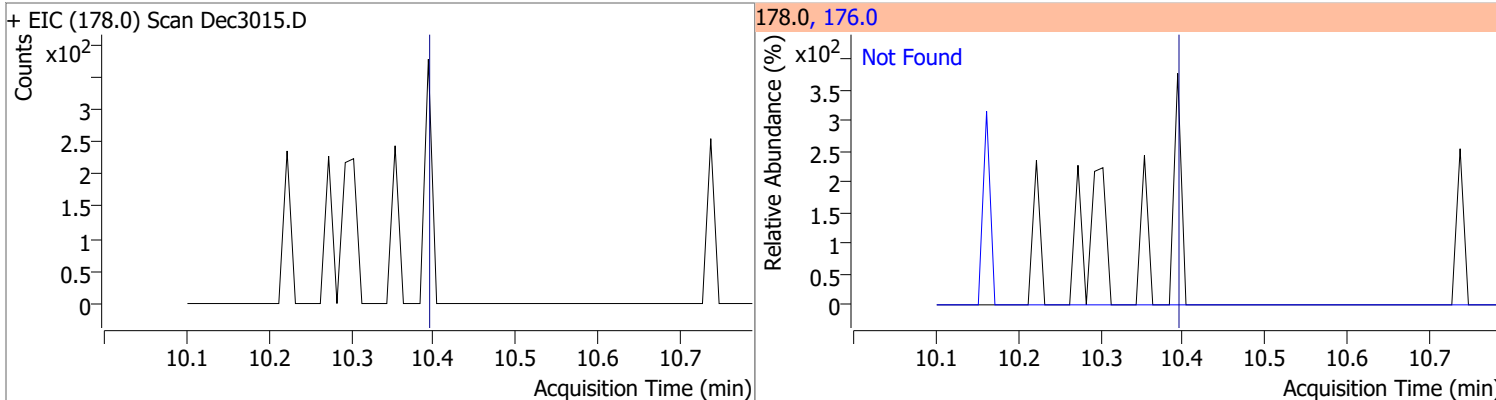


Quantitation Results Report (QT Reviewed)

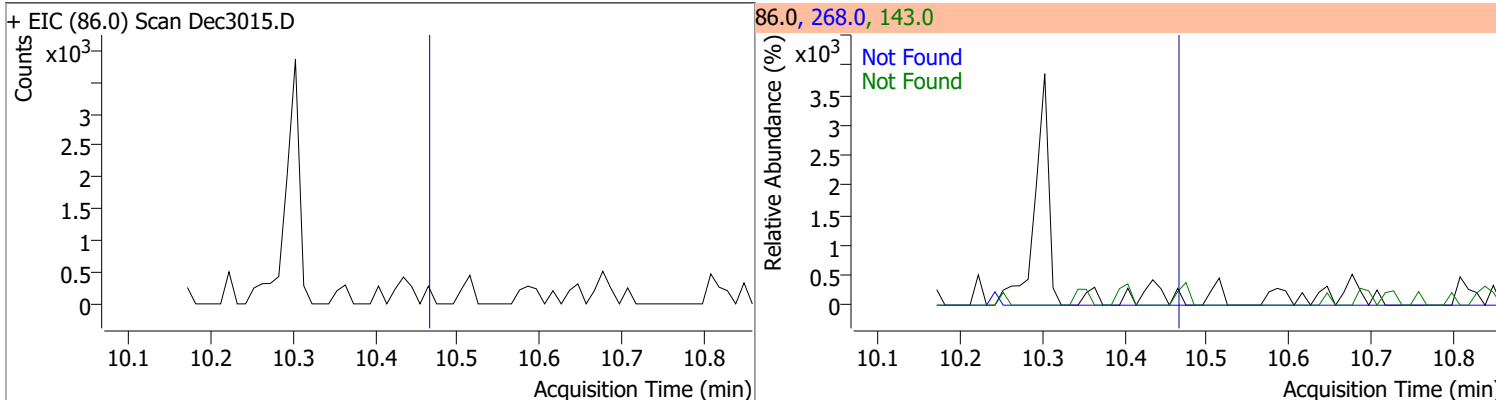
| Compound | Conc. | Exp RT | QIon | Exp Ratio |
|--------------|-------|--------|-------|-----------|
| Phenanthrene | N.D. | 10.33 | 176.0 | 19.7 |



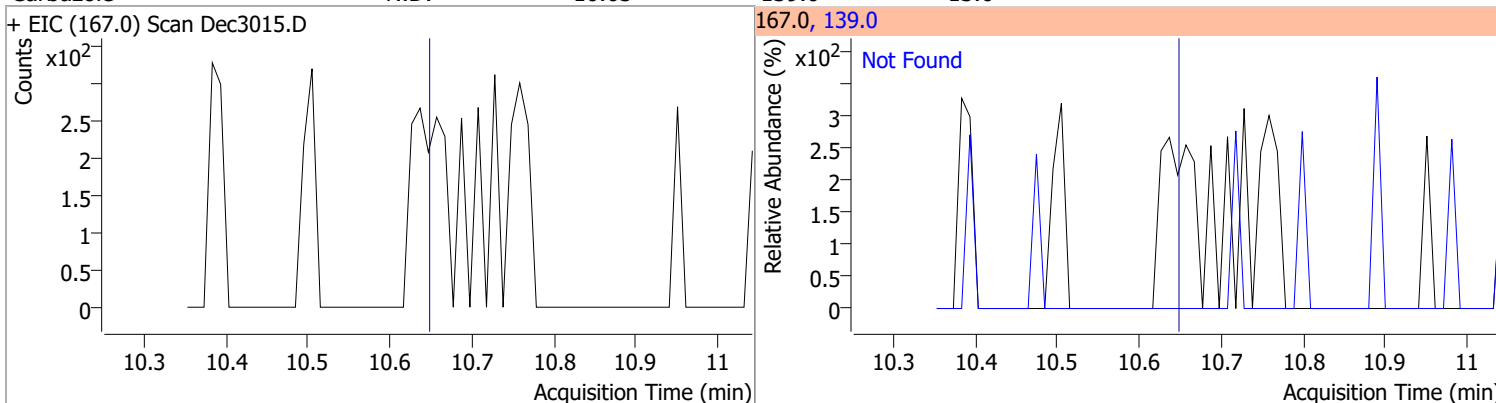
| Compound | Conc. | Exp RT | QIon | Exp Ratio |
|------------|-------|--------|-------|-----------|
| Anthracene | N.D. | 10.39 | 176.0 | 18.3 |



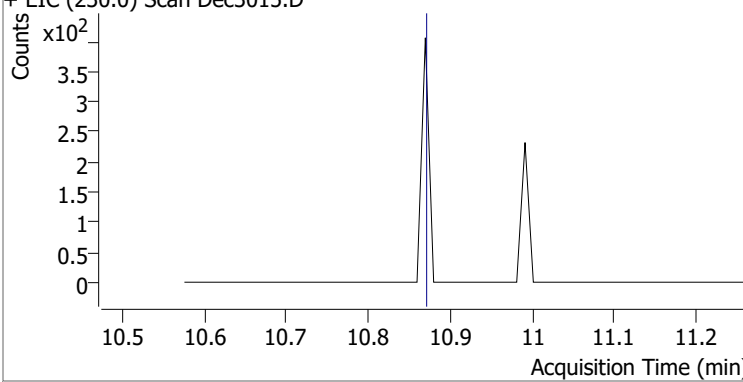
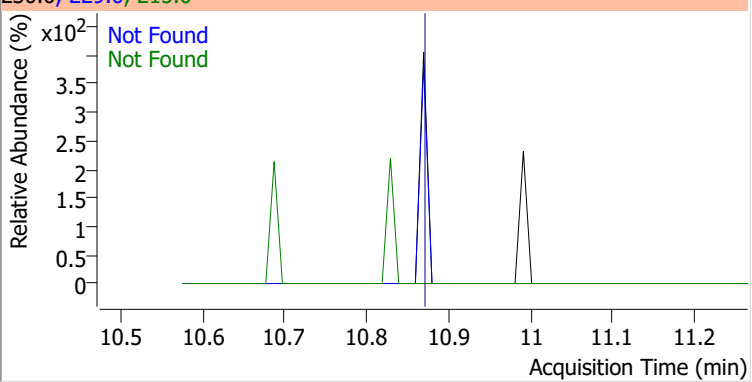
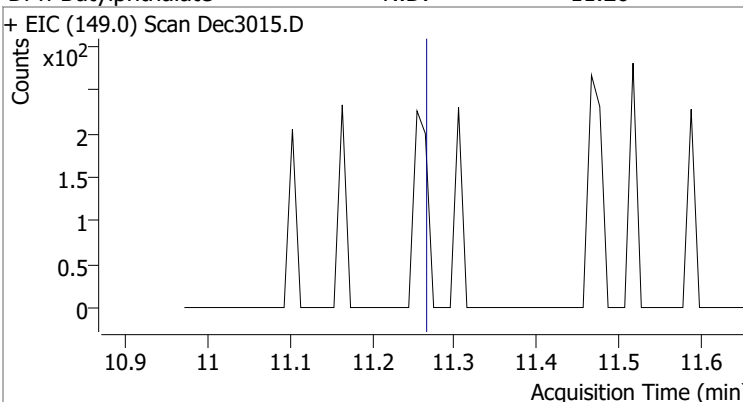
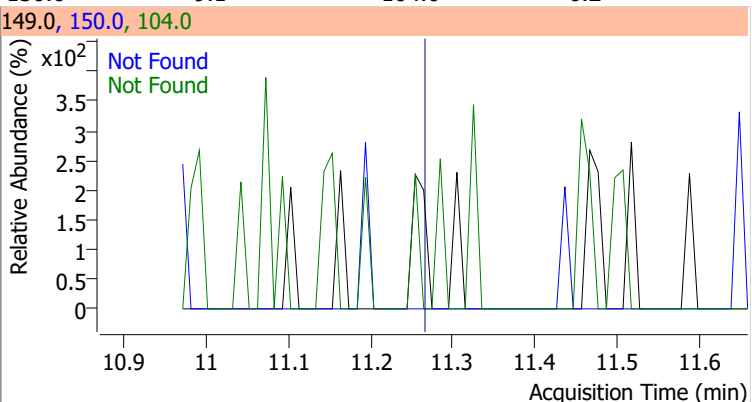
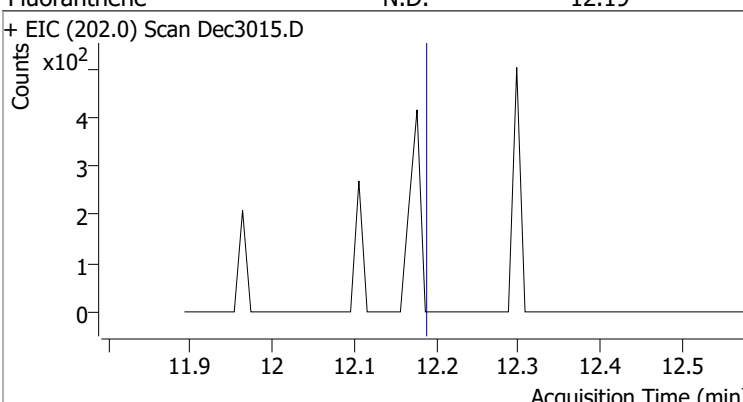
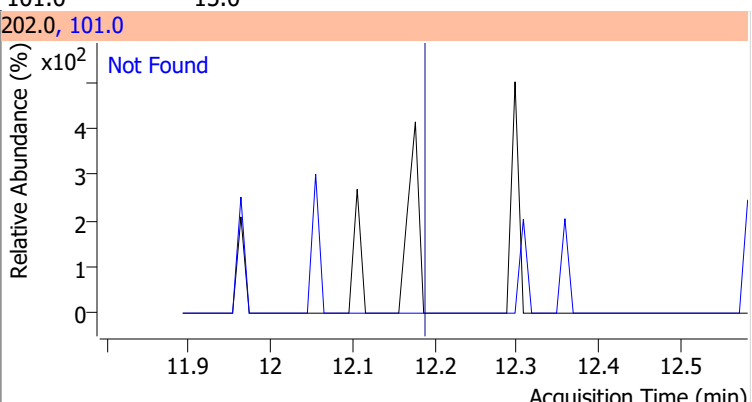
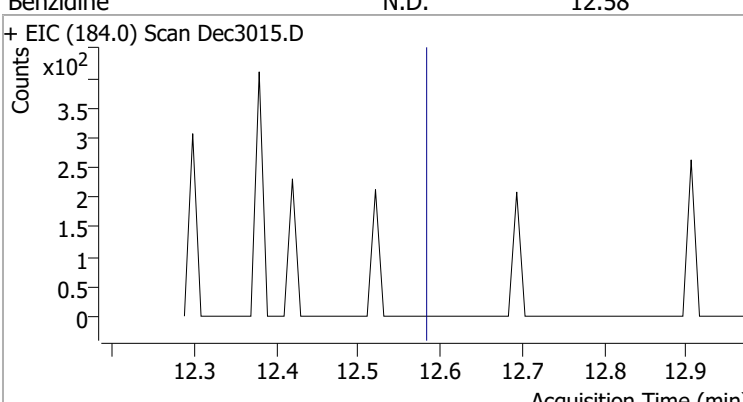
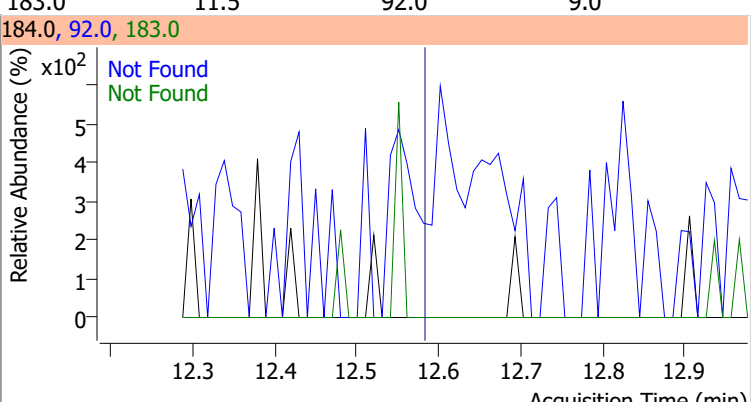
| Compound | Conc. | Exp RT | QIon | Exp Ratio | QIon | Exp Ratio |
|-----------|-------|--------|-------|-----------|-------|-----------|
| Triallate | N.D. | 10.46 | 143.0 | 22.0 | 268.0 | 18.2 |



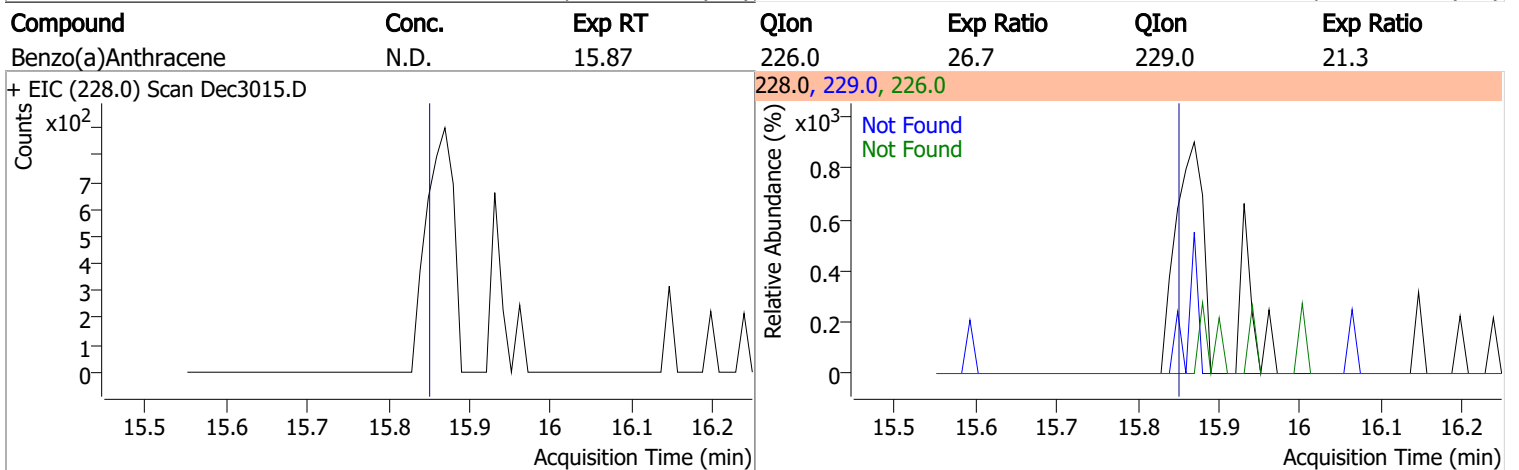
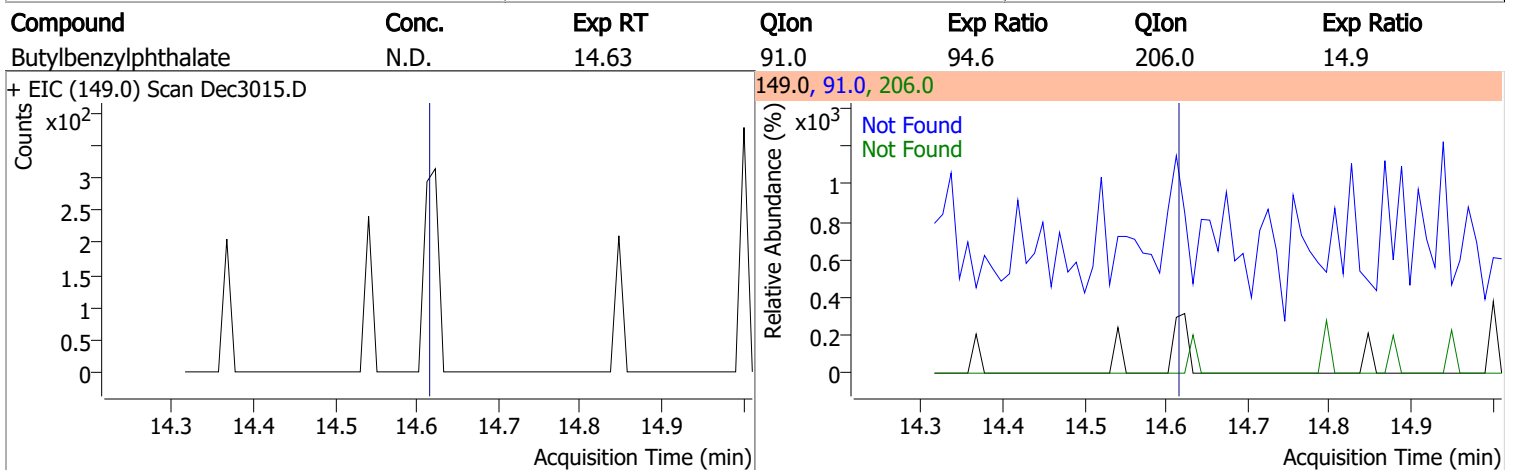
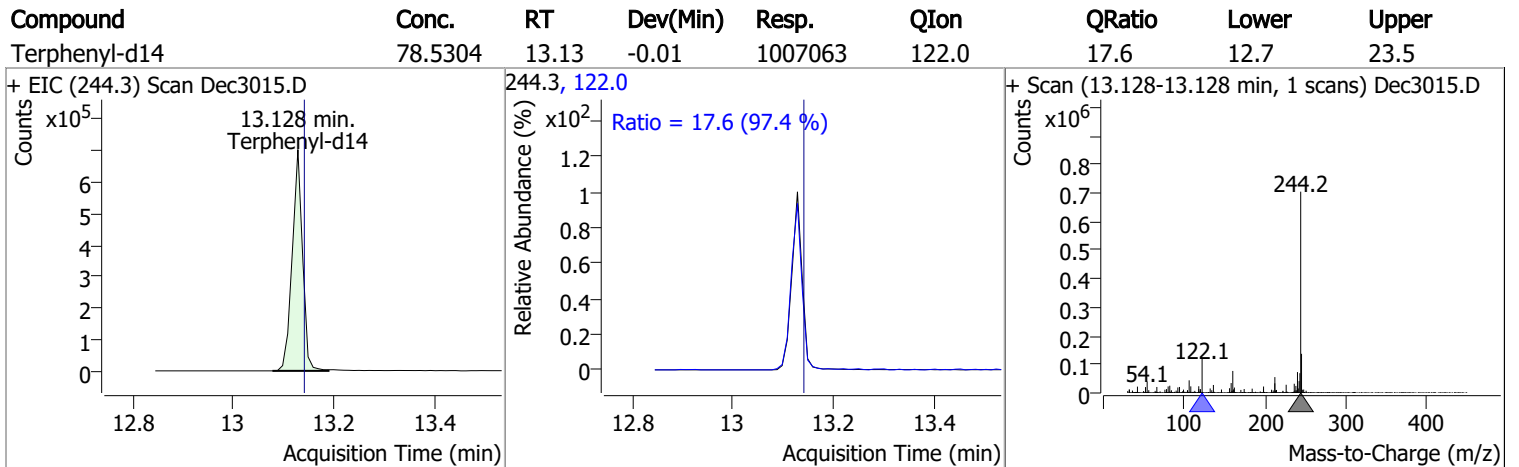
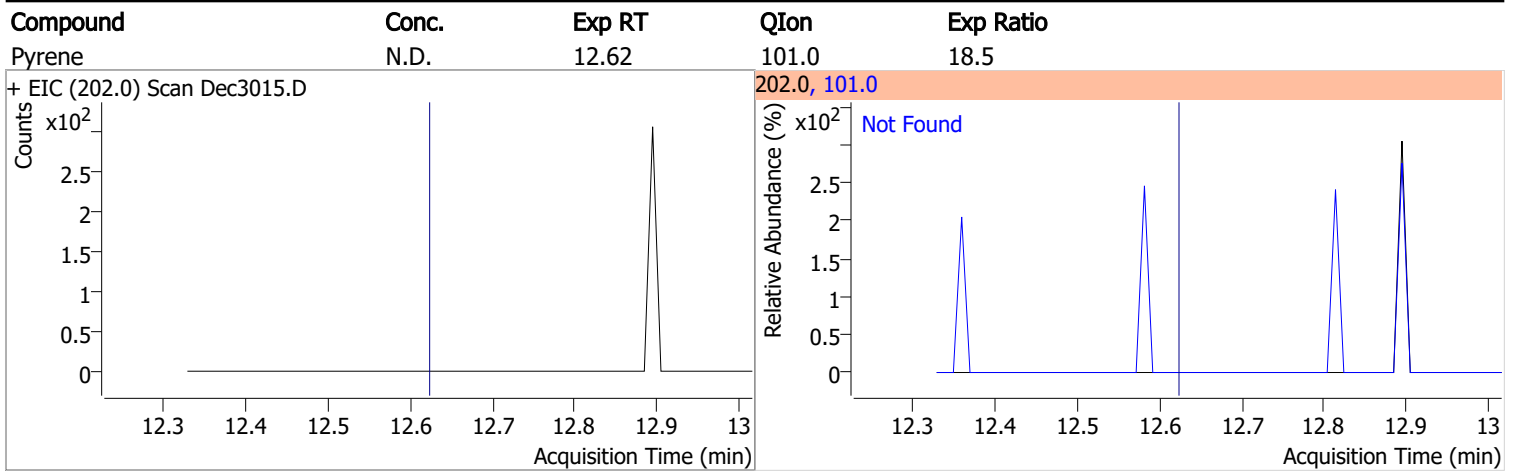
| Compound | Conc. | Exp RT | QIon | Exp Ratio |
|-----------|-------|--------|-------|-----------|
| Carbazole | N.D. | 10.65 | 139.0 | 13.0 |



Quantitation Results Report (QT Reviewed)

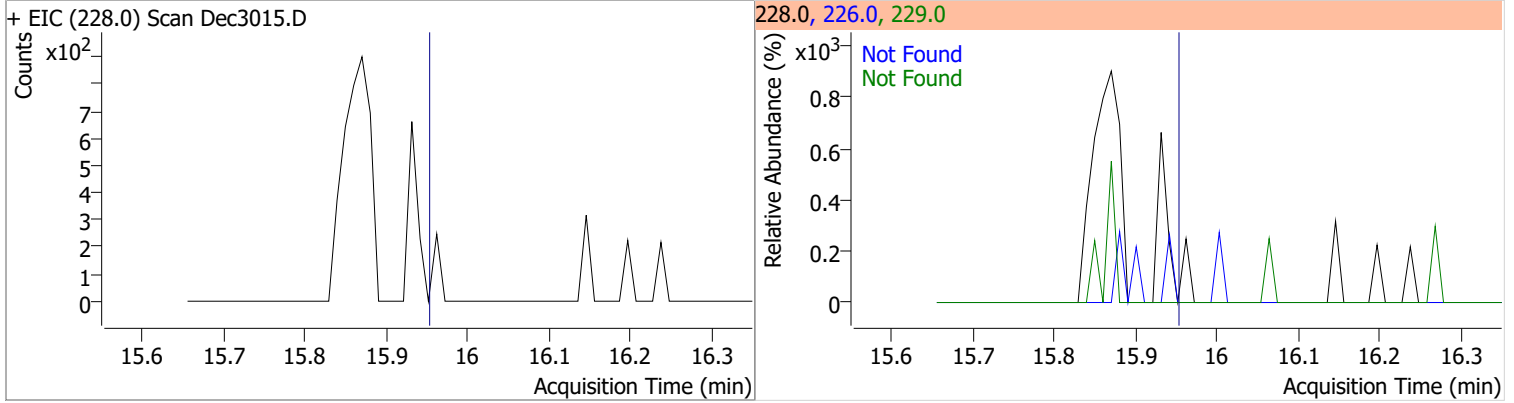
| Compound | Conc. | Exp RT | QIon | Exp Ratio | QIon | Exp Ratio |
|--|-------|--------|--|-----------|-------|-----------|
| o-Terphenyl | N.D. | 10.87 | 229.0 | 67.7 | 215.0 | 38.2 |
| + EIC (230.0) Scan Dec3015.D | | | 230.0, 229.0, 215.0 | | | |
|  | | |  | | | |
| Di-n-Butylphthalate | N.D. | 11.26 | 150.0 | 9.1 | 104.0 | 6.2 |
| + EIC (149.0) Scan Dec3015.D | | | 149.0, 150.0, 104.0 | | | |
|  | | |  | | | |
| Fluoranthene | N.D. | 12.19 | 101.0 | 15.0 | | |
| + EIC (202.0) Scan Dec3015.D | | | 202.0, 101.0 | | | |
|  | | |  | | | |
| Benzidine | N.D. | 12.58 | 183.0 | 11.5 | 92.0 | 9.0 |
| + EIC (184.0) Scan Dec3015.D | | | 184.0, 92.0, 183.0 | | | |
|  | | |  | | | |

Quantitation Results Report (QT Reviewed)

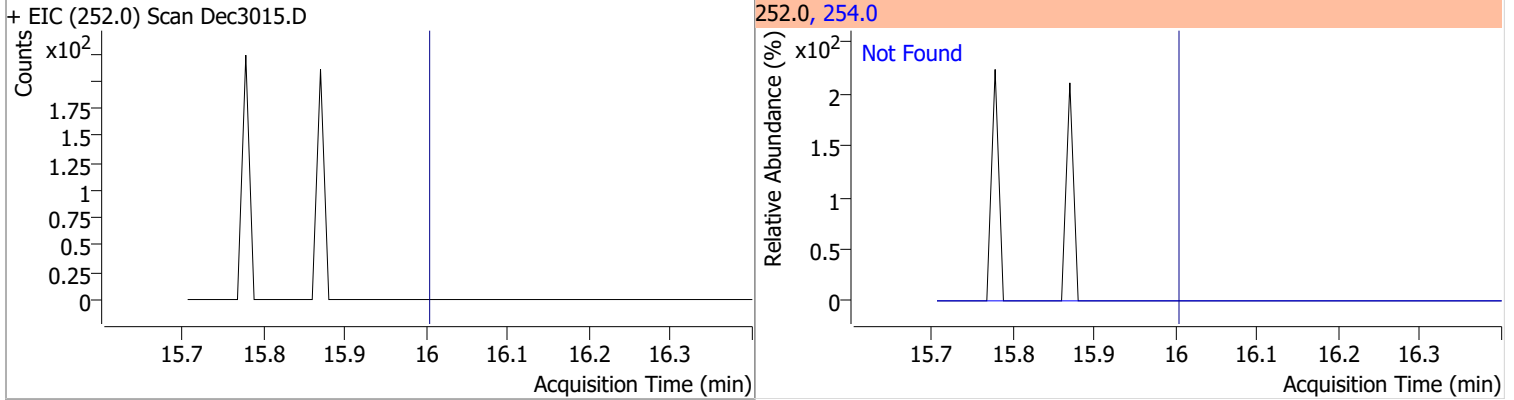


Quantitation Results Report (QT Reviewed)

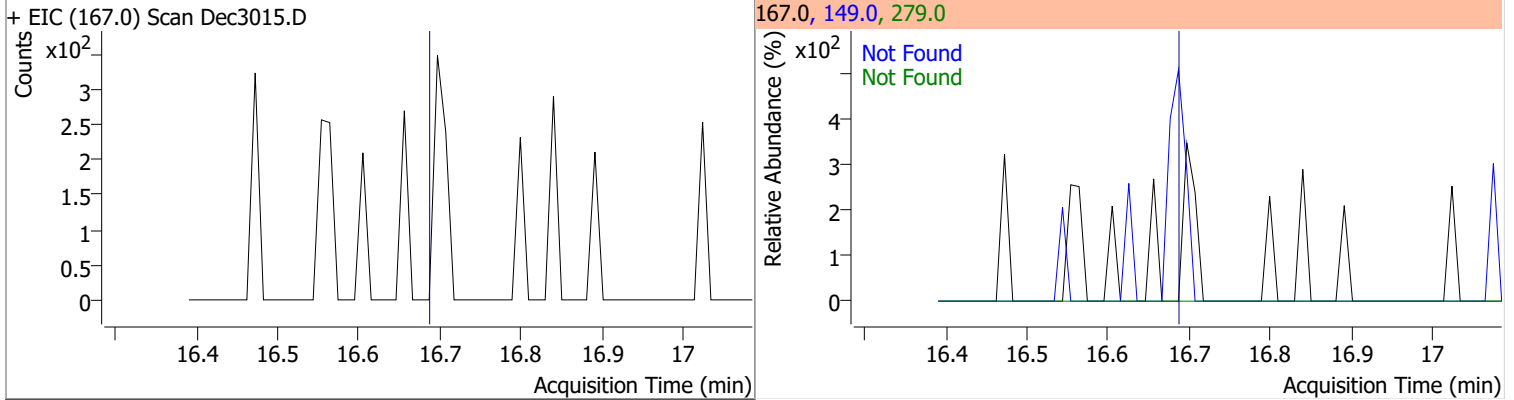
| Compound | Conc. | Exp RT | QIon | Exp Ratio | QIon | Exp Ratio |
|----------|-------|--------|-------|-----------|-------|-----------|
| Chrysene | N.D. | 15.97 | 226.0 | 30.6 | 229.0 | 20.9 |



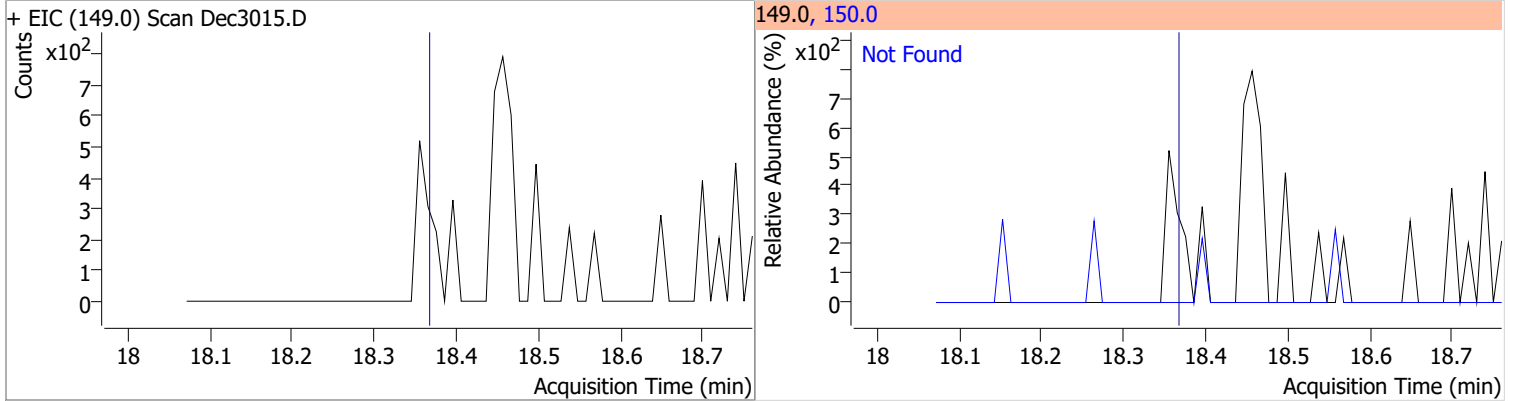
| Compound | Conc. | Exp RT | QIon | Exp Ratio |
|-----------------------|-------|--------|-------|-----------|
| 3,3-Dichlorobenzidine | N.D. | 16.02 | 254.0 | 62.0 |



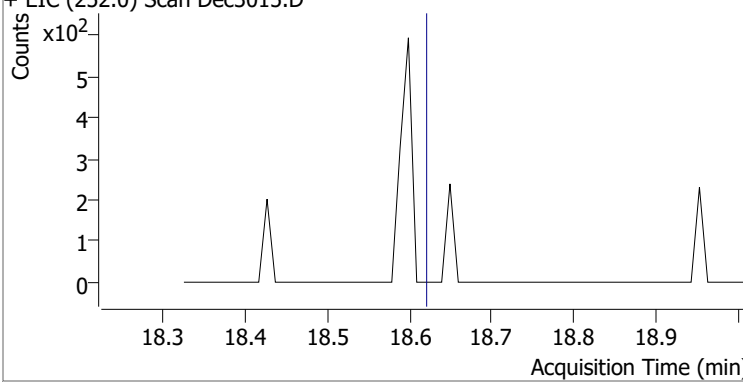
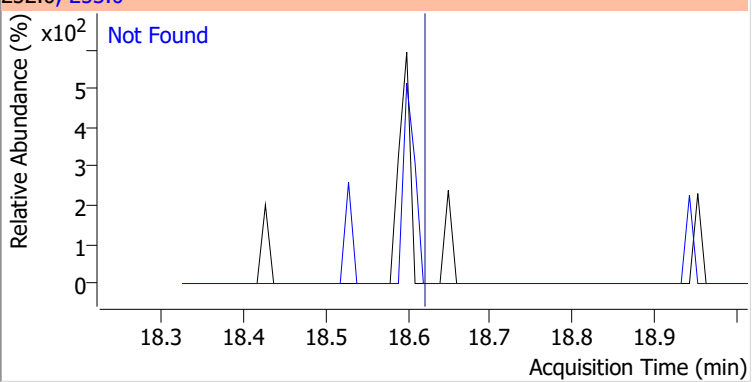
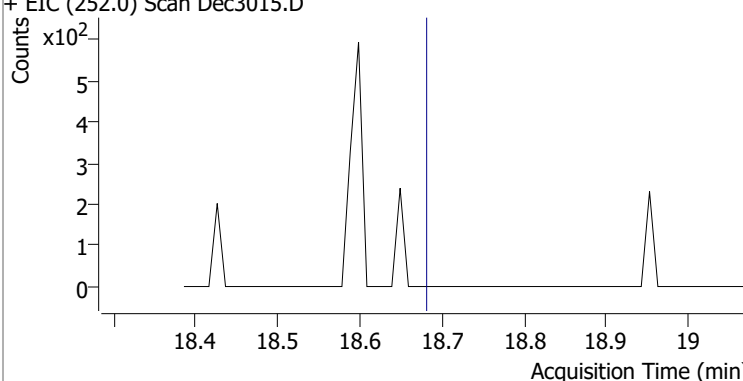
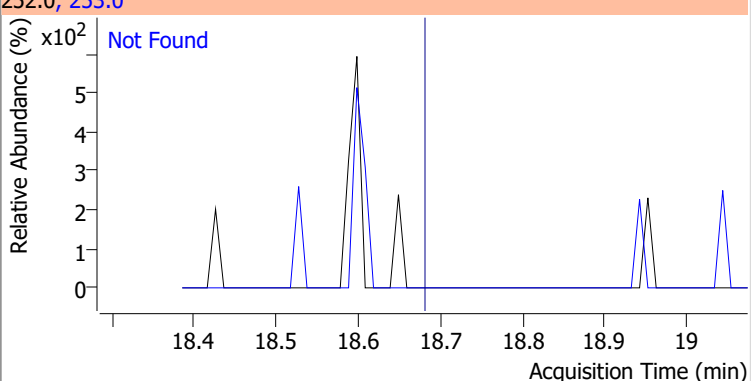
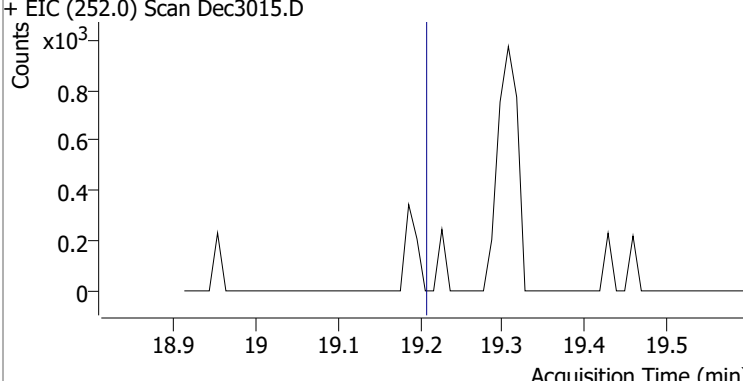
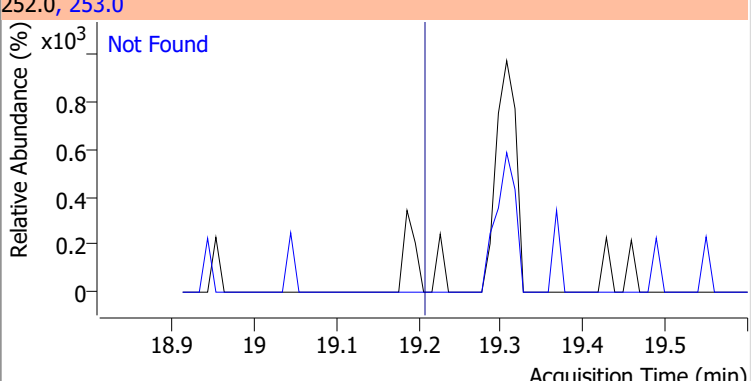
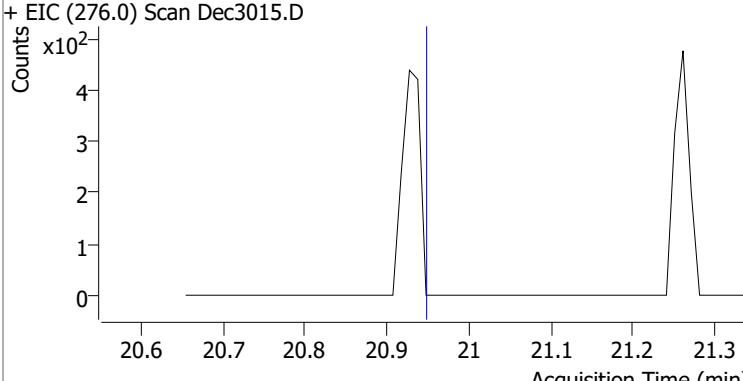
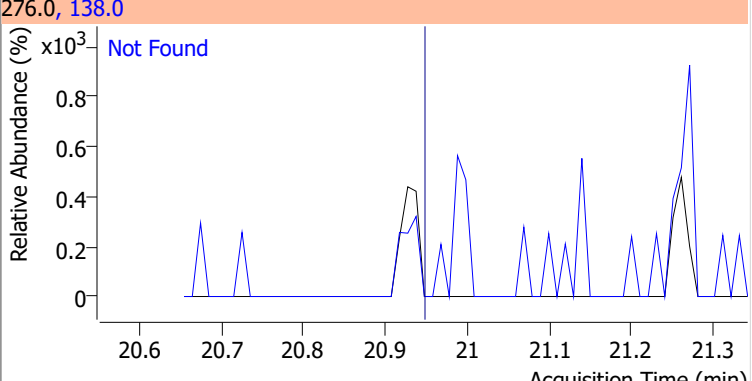
| Compound | Conc. | Exp RT | QIon | Exp Ratio | QIon | Exp Ratio |
|----------------------------|-------|--------|-------|-----------|-------|-----------|
| bis(2-ethylhexyl)Phthalate | N.D. | 16.71 | 149.0 | 421.6 | 279.0 | 11.2 |



| Compound | Conc. | Exp RT | QIon | Exp Ratio |
|----------------------|-------|--------|-------|-----------|
| Di-n-octyl Phthalate | N.D. | 18.38 | 150.0 | 9.7 |

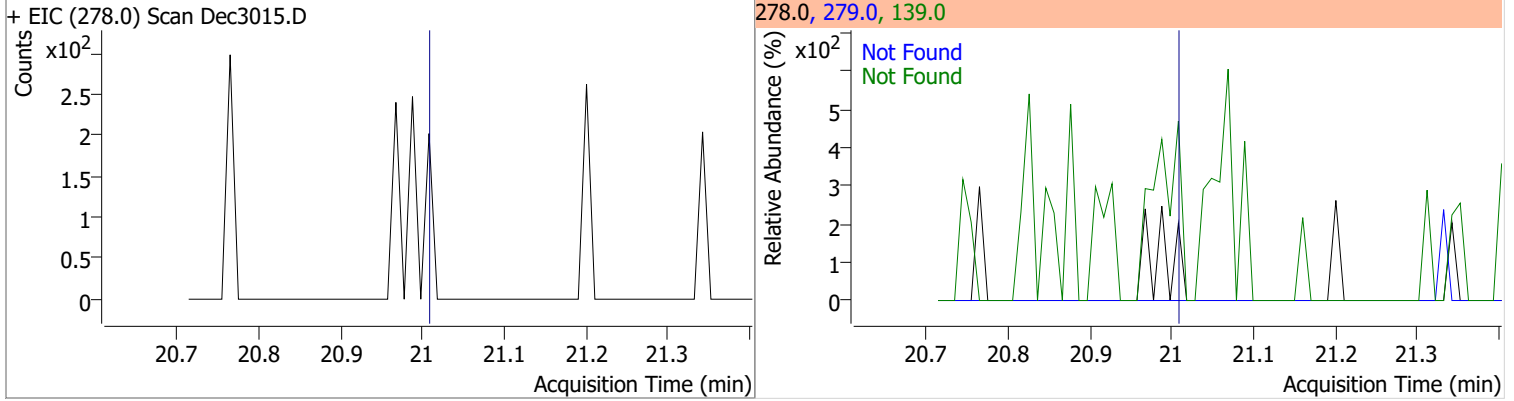


Quantitation Results Report (QT Reviewed)

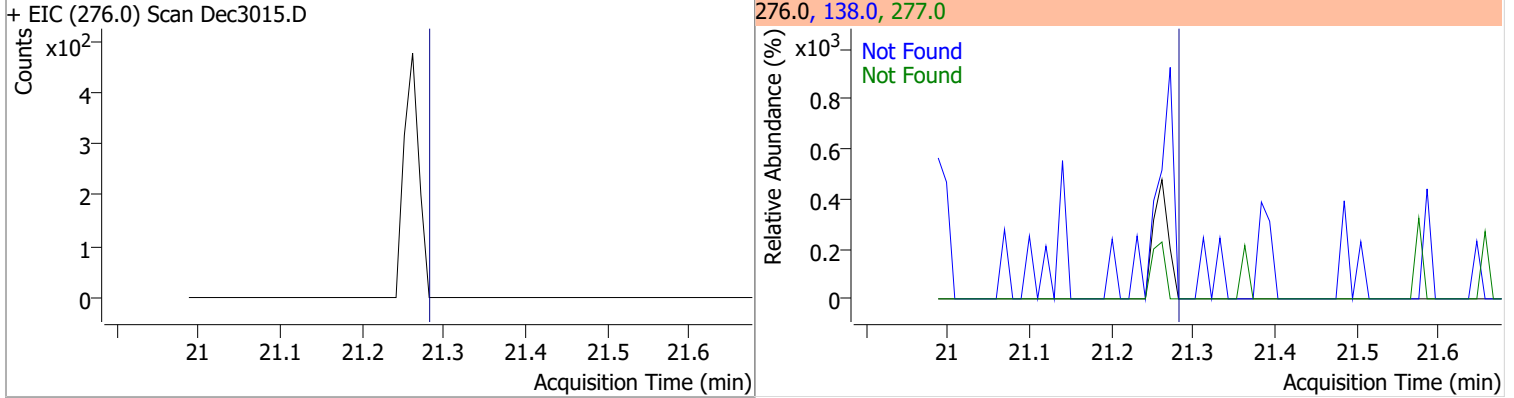
| Compound | Conc. | Exp RT | QIon | Exp Ratio |
|--|-------|--------|--|-----------|
| Benzo(b)fluoranthene | N.D. | 18.63 | 253.0 | 21.4 |
| + EIC (252.0) Scan Dec3015.D | | | 252.0, 253.0 | |
|  | | |  | |
| Benzo(k)fluoranthene | N.D. | 18.69 | 253.0 | 21.7 |
| + EIC (252.0) Scan Dec3015.D | | | 252.0, 253.0 | |
|  | | |  | |
| Benzo(a)pyrene | N.D. | 19.22 | 253.0 | 22.9 |
| + EIC (252.0) Scan Dec3015.D | | | 252.0, 253.0 | |
|  | | |  | |
| Indeno(1,2,3-c,d)pyrene | N.D. | 20.96 | 138.0 | 39.1 |
| + EIC (276.0) Scan Dec3015.D | | | 276.0, 138.0 | |
|  | | |  | |

Quantitation Results Report (QT Reviewed)

| Compound | Conc. | Exp RT | QIon | Exp Ratio | QIon | Exp Ratio |
|------------------------|-------|--------|-------|-----------|-------|-----------|
| Dibenzo(a,h)anthracene | N.D. | 21.02 | 139.0 | 30.6 | 279.0 | 24.6 |

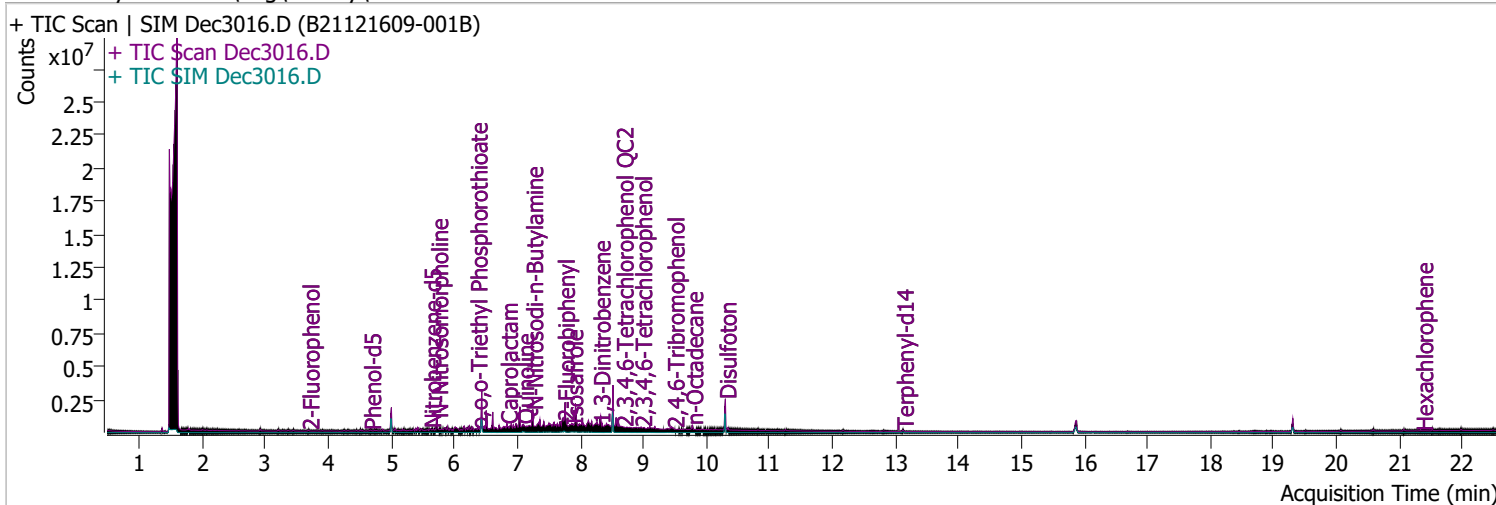


| Compound | Conc. | Exp RT | QIon | Exp Ratio | QIon | Exp Ratio |
|----------------------|-------|--------|-------|-----------|-------|-----------|
| Benzo(g,h,i)perylene | N.D. | 21.29 | 138.0 | 41.5 | 277.0 | 23.8 |



Quantitation Results Report (QT Reviewed)

| | | | |
|----------------|----------------------------|-------------------|------------------------|
| Data File | Dec3016.D | Operator | LIMS import |
| Acq. Method | BNA+SIM.M | Acq. Date-Time | 12/30/2021 8:18:30 PM |
| Sample Name | B21121609-001B | Instrument | Instrument #1 |
| Vial | 16 | Multiplier | 1.00 |
| DA Method File | 122821 bna 1 CAL.batch.bin | Comment | SVOC-8270-W |
| Tune File | dftppdsm.u | Tune Date | 11/24/2021 11:15:00 AM |
| Batch Name | 123021 bna 1.batch.bin | Last Calib Update | 1/3/2022 10:10:10 AM |
| Ref Library | D:\Org\Library\NIST129K.I | | |



| Compound | RT | QIon | Resp. | Conc. | Units | Dev(Min) |
|----------|----|------|-------|-------|-------|----------|
|----------|----|------|-------|-------|-------|----------|

Internal Standards

System Monitoring Compounds

| | | | | | | |
|------------------------|----------------------|-------|-------|------------------|------|--------|
| S 2-Fluorophenol | 3.684 | 112.0 | 24639 | 3.5231 | µg/L | -0.021 |
| Spiked Amount: 200.000 | Range: 10.0 - 75.0% | | | Recovery = 1.76% | * | |
| S Phenol-d5 | 4.664 | 99.0 | 35768 | 4.2662 | µg/L | -0.021 |
| Spiked Amount: 200.000 | Range: 10.0 - 65.0% | | | Recovery = 2.13% | * | |
| S Nitrobenzene-d5 | 5.614 | 82.0 | 17343 | 3.1031 | µg/L | -0.010 |
| Spiked Amount: 100.000 | Range: 32.0 - 94.0% | | | Recovery = 3.10% | * | |
| S 2-Fluorobiphenyl | 7.738 | 172.0 | 50174 | 2.4398 | µg/L | -0.010 |
| Spiked Amount: 100.000 | Range: 28.0 - 107.0% | | | Recovery = 2.44% | * | |
| S 2,4,6-Tribromophenol | 9.479 | 329.8 | 7505 | 9.8884 | µg/L | 0.000 |
| Spiked Amount: 200.000 | Range: 25.0 - 140.0% | | | Recovery = 4.94% | * | |
| S Terphenyl-d14 | 13.118 | 244.3 | 59538 | 4.0428 | µg/L | -0.020 |
| Spiked Amount: 100.000 | Range: 32.0 - 122.0% | | | Recovery = 4.04% | * | |

Target Compounds

| Compound | RT | QIon | Resp. | Conc. | Units | Dev(Min) | QValue |
|-------------------------------|-------|------|-------|-------|-------|----------|--------|
| T N-Nitrosodimethylamine | 0.000 | | 0 | N.D. | | | |
| T Pyridine | 0.000 | | 0 | N.D. | | | |
| T Aniline | 0.000 | | 0 | N.D. | | | |
| T Phenol | 0.000 | | 0 | N.D. | | | |
| T bis(-2-Chloroethyl)Ether | 0.000 | | 0 | N.D. | | | |
| T 2-Chlorophenol | 0.000 | | 0 | N.D. | | | |
| T 1,3-Dichlorobenzene | 0.000 | | 0 | N.D. | | | |
| T 1,4-Dichlorobenzene | 0.000 | | 0 | N.D. | | | |
| T 1,2-Dichlorobenzene | 0.000 | | 0 | N.D. | | | |
| T Benzyl Alcohol | 0.000 | | 0 | N.D. | | | |
| T bis(2-chloroisopropyl)Ether | 0.000 | | 0 | N.D. | | | |
| T 2-Methylphenol | 0.000 | | 0 | N.D. | | | |
| T N-nitroso-Di-n-propylamine | 5.726 | 70.0 | 0 | | µg/L | md | 1 |
| T 4Methylphenol/3Methylphenol | 0.000 | | 0 | N.D. | | | |
| T Hexachloroethane | 0.000 | | 0 | N.D. | | | |

Quantitation Results Report (QT Reviewed)

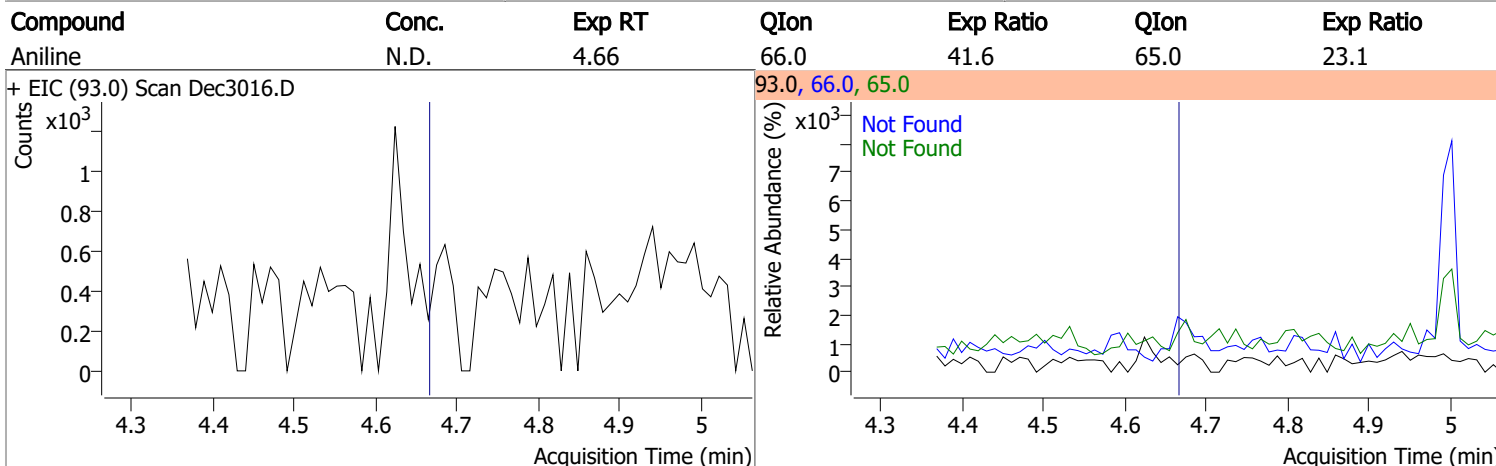
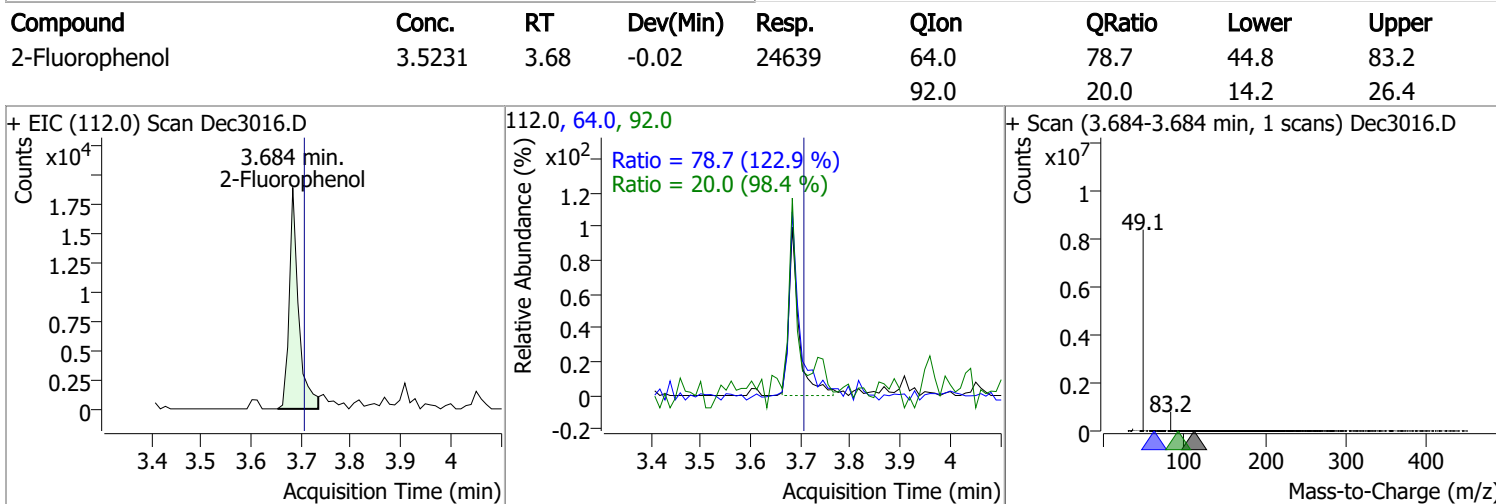
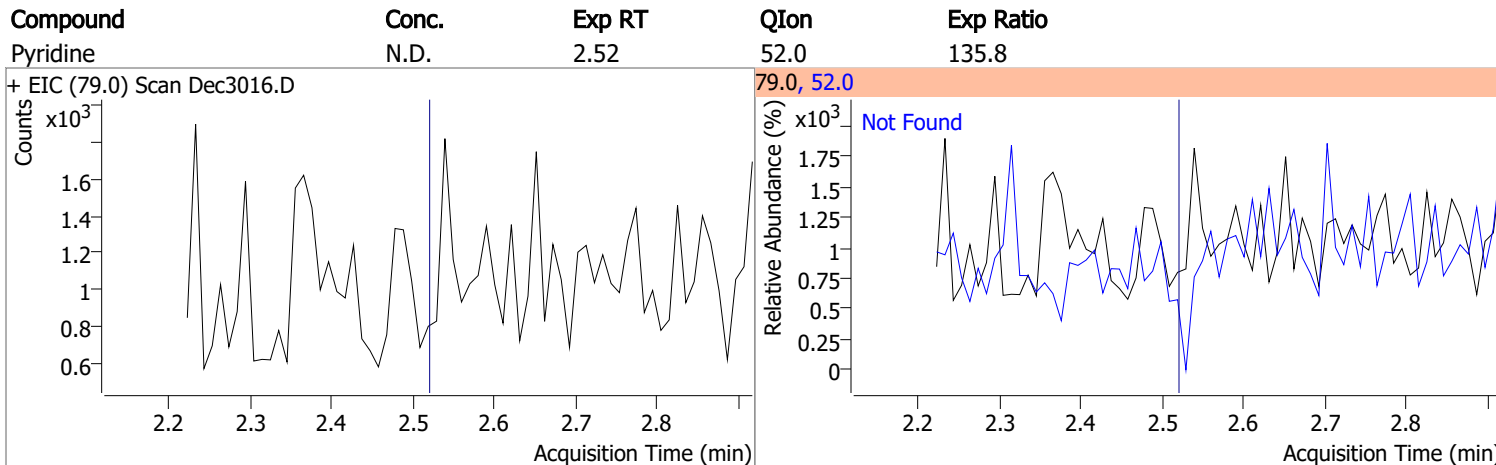
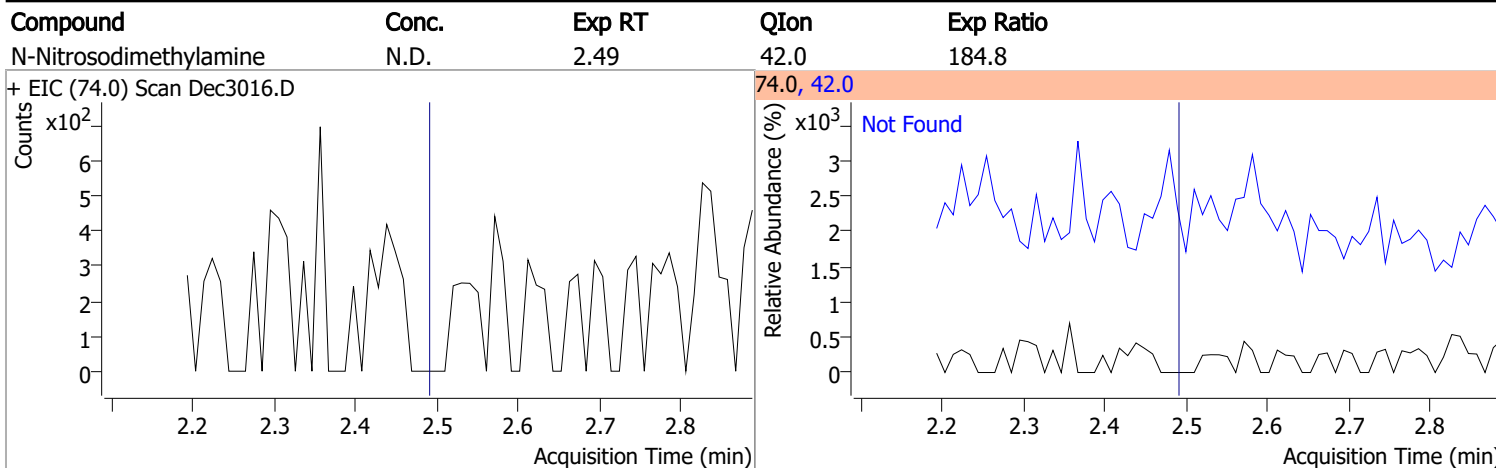
| Compound | RT | QIon | Resp. | Conc. | Units | Dev(Min) |
|-------------------------------|-------|-------|-------|-------|-------|----------|
| T Nitrobenzene | 5.563 | 123.1 | 0 | | µg/L | md |
| T Isophorone | 6.033 | 82.0 | 0 | | µg/L | md |
| T 2-Nitrophenol | 0.000 | | 0 | N.D. | | |
| T 2,4-Dimethylphenol | 0.000 | | 0 | N.D. | | |
| T bis(-2-Chloroethoxy)Methane | 0.000 | | 0 | N.D. | | |
| T Benzoic Acid | 0.000 | | 0 | N.D. | | |
| T 2,4-Dichlorophenol | 0.000 | | 0 | N.D. | | |
| T 1,2,4-Trichlorobenzene | 0.000 | | 0 | N.D. | | |
| T Naphthalene | 0.000 | | 0 | N.D. | | |
| T 4-Chlorophenol | 0.000 | | 0 | N.D. | | |
| T p-Chloroaniline | 0.000 | | 0 | N.D. | | |
| T Hexachlorobutadiene | 0.000 | | 0 | N.D. | | |
| T 4-Chloro-2-Methylphenol | 0.000 | | 0 | N.D. | | |
| T 4-Chloro-3-Methylphenol | 0.000 | | 0 | N.D. | | |
| T 2-Methylnaphthalene | 0.000 | | 0 | N.D. | | |
| T 1-Methylnaphthalene | 7.759 | 141.0 | 0 | | µg/L | md |
| T Hexachlorocyclopentadiene | 0.000 | | 0 | N.D. | | |
| T 2,4,6-Trichlorophenol | 0.000 | | 0 | N.D. | | |
| T 2,4,5-Trichlorophenol | 0.000 | | 0 | N.D. | | |
| T 2-Chloronaphthalene | 0.000 | | 0 | N.D. | | |
| T 2-Nitroaniline | 8.046 | 65.0 | 0 | | µg/L | md |
| T Dimethyl Phthalate | 8.517 | 163.0 | 0 | | µg/L | md |
| T 2,6-Dinitrotoluene | 8.517 | 165.0 | 0 | | µg/L | md |
| T Acenaphthylene | 0.000 | | 0 | N.D. | | |
| T 3-Nitroaniline | 0.000 | | 0 | N.D. | | |
| T Acenaphthene | 0.000 | | 0 | N.D. | | |
| T 2,4-Dinitrophenol | 0.000 | | 0 | N.D. | | |
| T Dibenzofuran | 0.000 | | 0 | N.D. | | |
| T 4-Nitrophenol | 0.000 | | 0 | N.D. | | |
| T 2,4-Dinitrotoluene | 0.000 | | 0 | N.D. | | |
| T Diethylphthalate | 0.000 | | 0 | N.D. | | |
| T Fluorene | 0.000 | | 0 | N.D. | | |
| T 4-Chlorophenyl-phenylether | 0.000 | | 0 | N.D. | | |
| T 4-Nitroaniline | 0.000 | | 0 | N.D. | | |
| T 4,6-Dinitro-2-methylphenol | 9.673 | 198.0 | 0 | | µg/L | md |
| T N-nitrosodiphenylamine | 0.000 | | 0 | N.D. | | |
| T Azobenzene | 0.000 | | 0 | N.D. | | |
| T 4-Bromophenyl-phenylether | 0.000 | | 0 | N.D. | | |
| T Hexachlorobenzene | 0.000 | | 0 | N.D. | | |
| T Pentachlorophenol | 0.000 | | 0 | N.D. | | |
| T Phenanthrene | 0.000 | | 0 | N.D. | | |
| T Anthracene | 0.000 | | 0 | N.D. | | |
| T Triallate | 0.000 | | 0 | N.D. | | |
| T Carbazole | 0.000 | | 0 | N.D. | | |
| T o-Terphenyl | 0.000 | | 0 | N.D. | | |
| T Di-n-Butylphthalate | 0.000 | | 0 | N.D. | | |
| T Fluoranthene | 0.000 | | 0 | N.D. | | |
| T Benzidine | 0.000 | | 0 | N.D. | | |
| T Pyrene | 0.000 | | 0 | N.D. | | |
| T Butylbenzylphthalate | 0.000 | | 0 | N.D. | | |
| T Benzo(a)Anthracene | 0.000 | | 0 | N.D. | | |
| T Chrysene | 0.000 | | 0 | N.D. | | |
| T 3,3-Dichlorobenzidine | 0.000 | | 0 | N.D. | | |
| T bis(2-ethylhexyl)Phthalate | 0.000 | | 0 | N.D. | | |
| T Di-n-octyl Phthalate | 0.000 | | 0 | N.D. | | |

Quantitation Results Report (QT Reviewed)

| Compound | RT | QIon | Resp. | Conc. | Units | Dev(Min) |
|---------------------------|-------|------|-------|-------|-------|----------|
| T Benzo(b)fluoranthene | 0.000 | | 0 | N.D. | | |
| T Benzo(k)fluoranthene | 0.000 | | 0 | N.D. | | |
| T Benzo(a)pyrene | 0.000 | | 0 | N.D. | | |
| T Indeno(1,2,3-c,d)pyrene | 0.000 | | 0 | N.D. | | |
| T Dibenzo(a,h)anthracene | 0.000 | | 0 | N.D. | | |
| T Benzo(g,h,i)perylene | 0.000 | | 0 | N.D. | | |

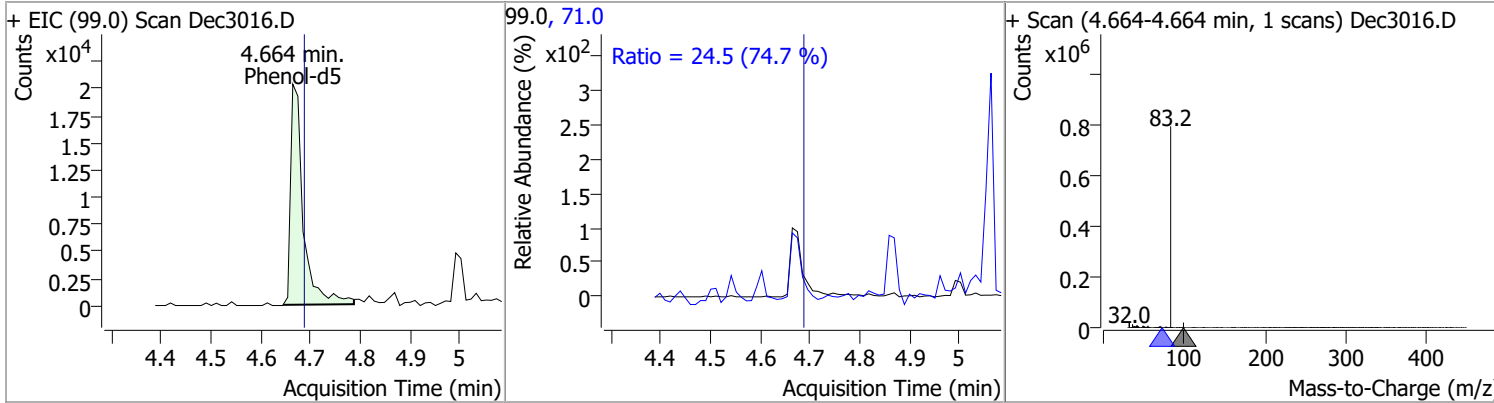
(#) = Qualifier Out of Range; (m) = Manual Integration; (+) = Area Summed; (*) = Surrogate Percent Recovery Out of Range; (d): Zeroed Peak

Quantitation Results Report (QT Reviewed)

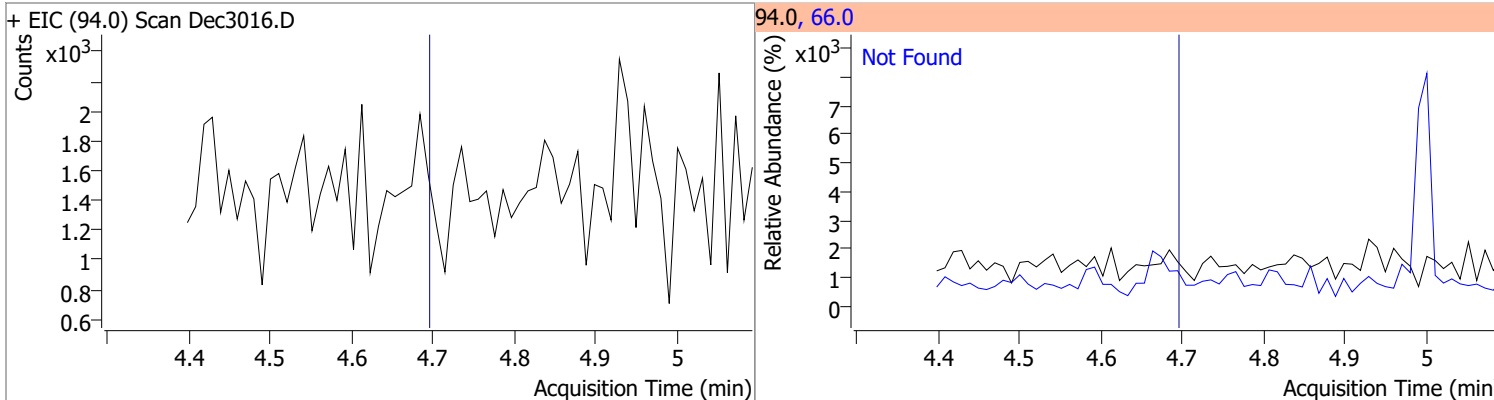


Quantitation Results Report (QT Reviewed)

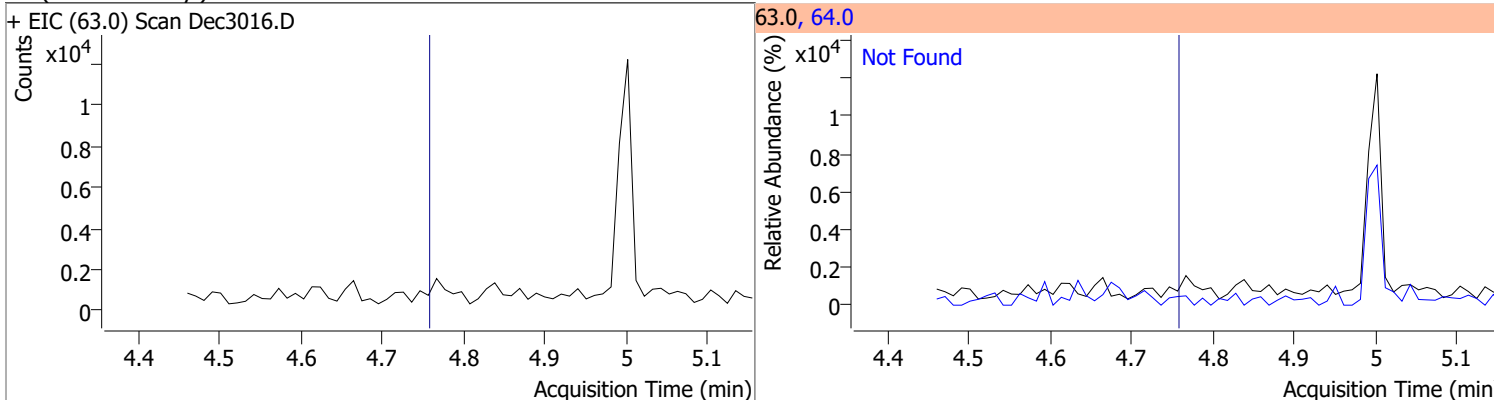
| Compound | Conc. | RT | Dev(Min) | Resp. | QIon | QRatio | Lower | Upper |
|-----------|--------|------|----------|-------|------|--------|-------|-------|
| Phenol-d5 | 4.2662 | 4.66 | -0.02 | 35768 | 71.0 | 24.5 | 22.9 | 42.5 |



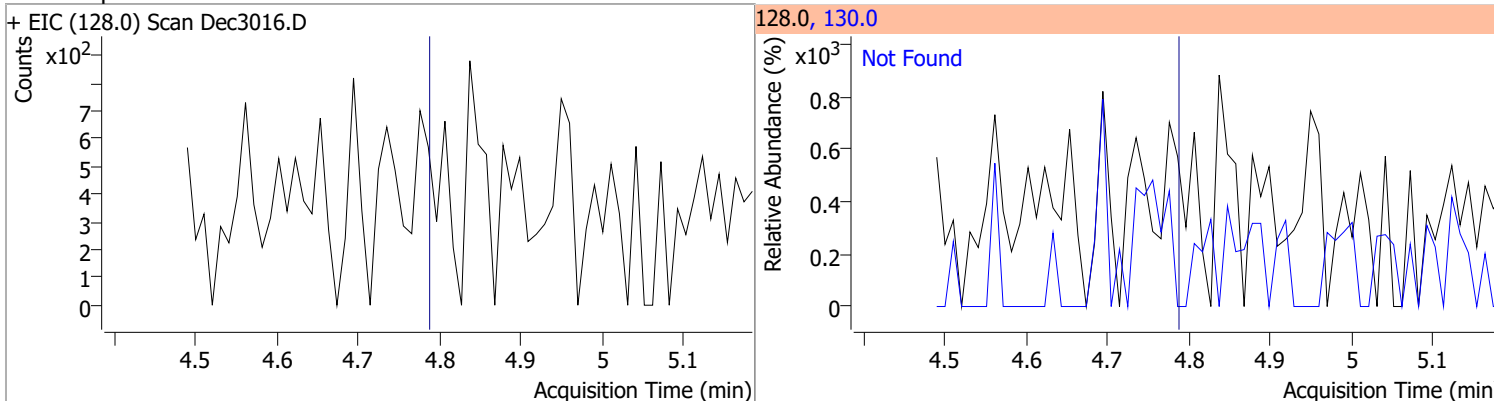
| Compound | Conc. | Exp RT | QIon | Exp Ratio |
|----------|-------|--------|------|-----------|
| Phenol | N.D. | 4.69 | 66.0 | 40.8 |



| Compound | Conc. | Exp RT | QIon | Exp Ratio |
|--------------------------|-------|--------|------|-----------|
| bis(-2-Chloroethyl)Ether | N.D. | 4.76 | 64.0 | 2.8 |

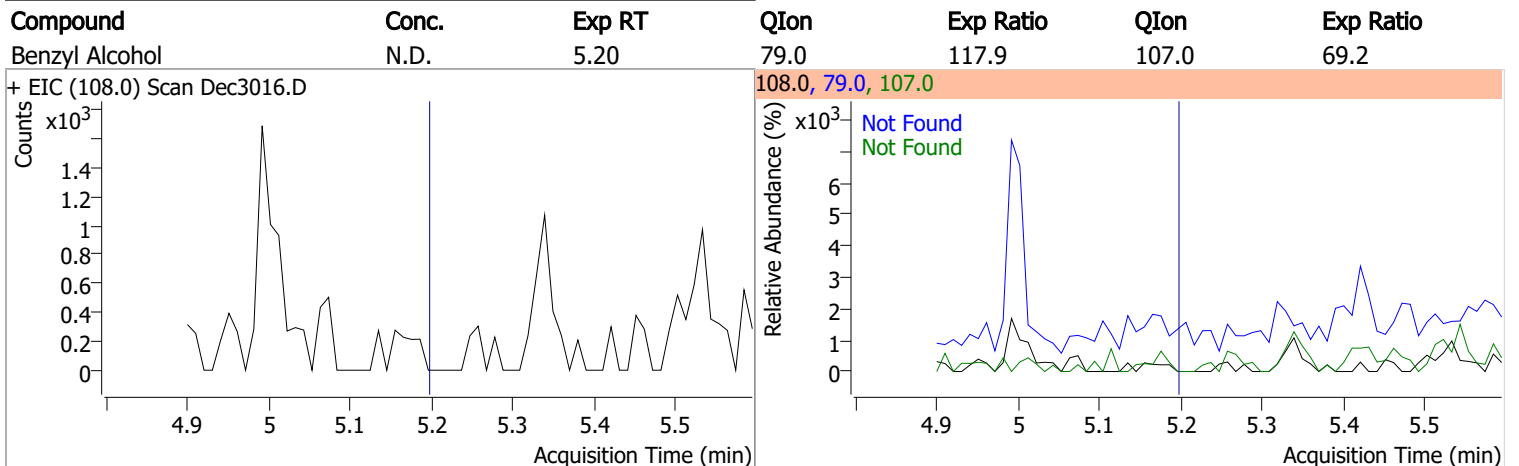
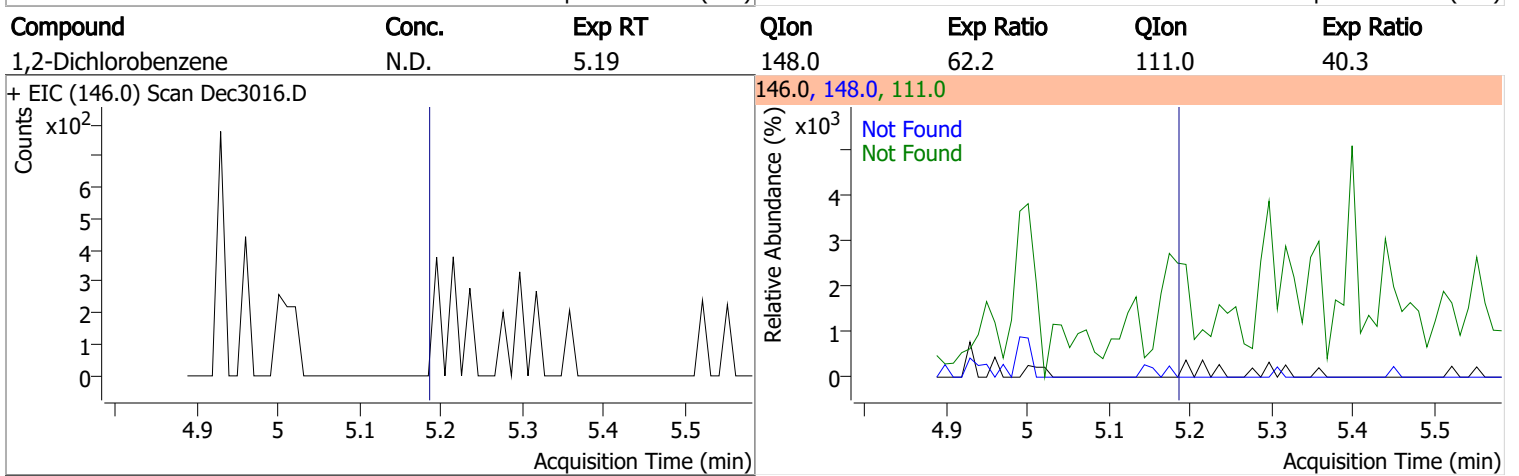
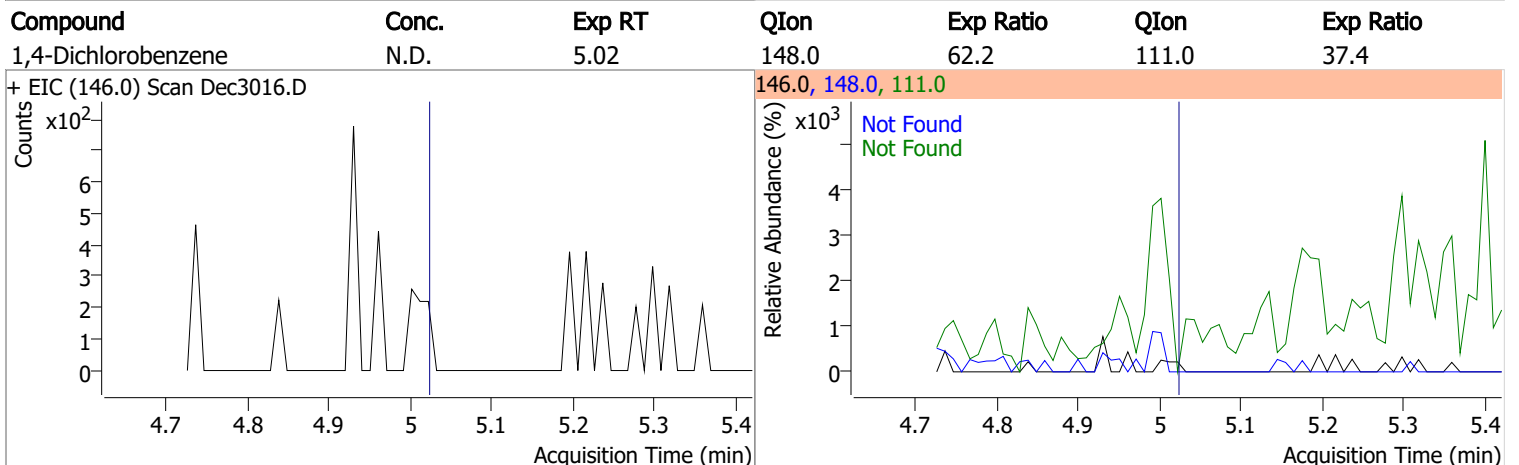
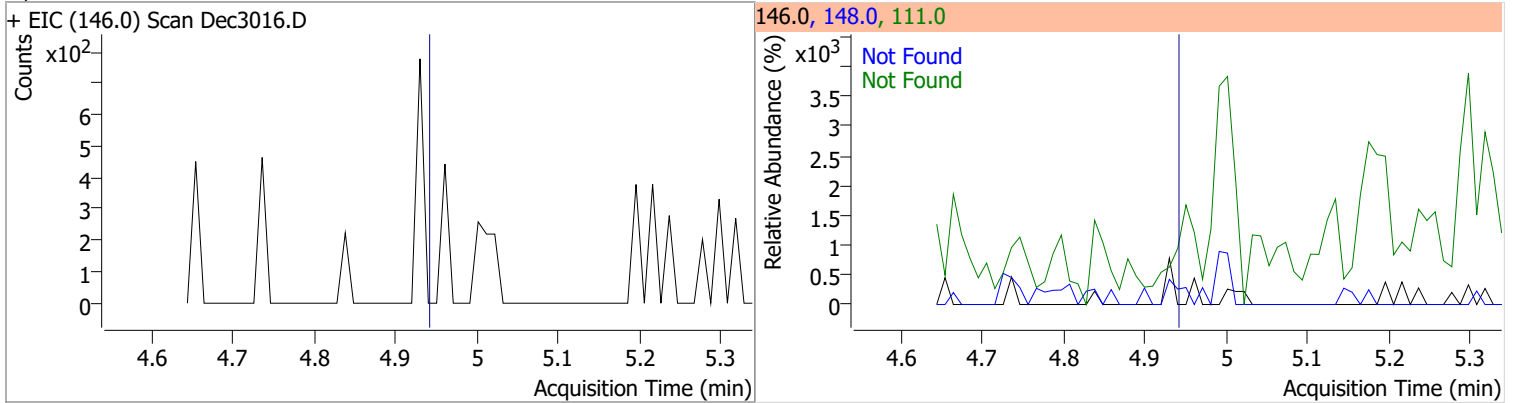


| Compound | Conc. | Exp RT | QIon | Exp Ratio |
|----------------|-------|--------|-------|-----------|
| 2-Chlorophenol | N.D. | 4.79 | 130.0 | 32.3 |

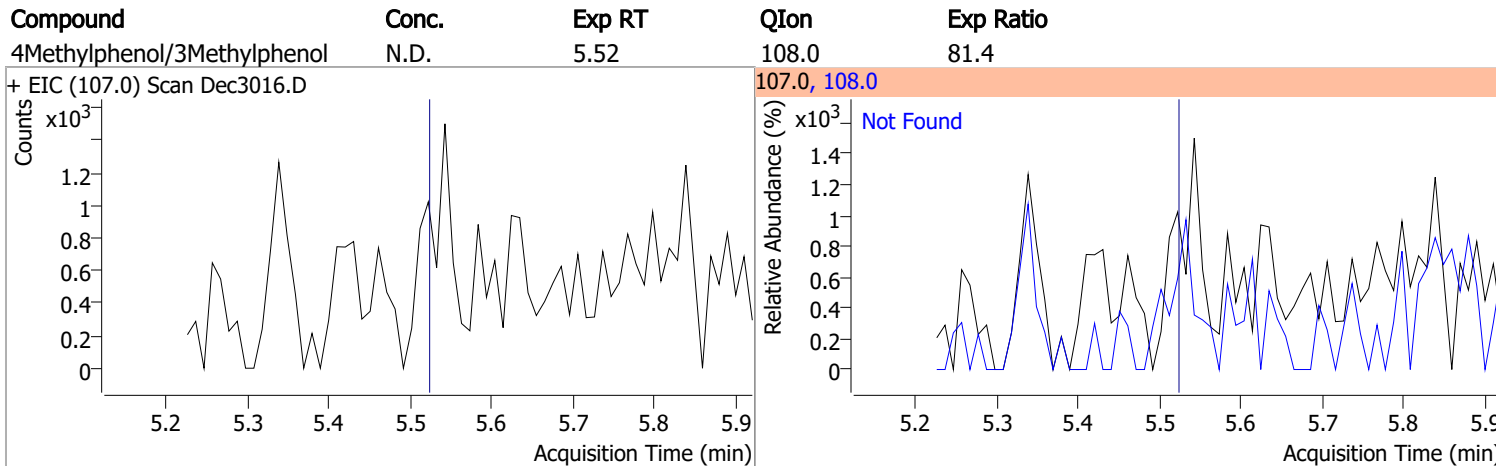
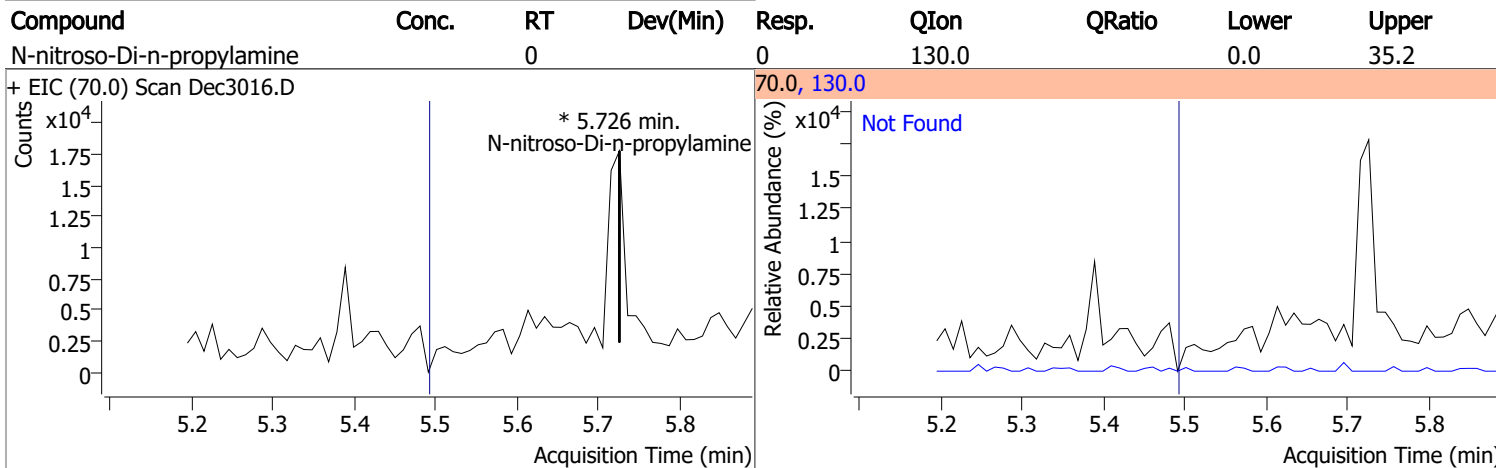
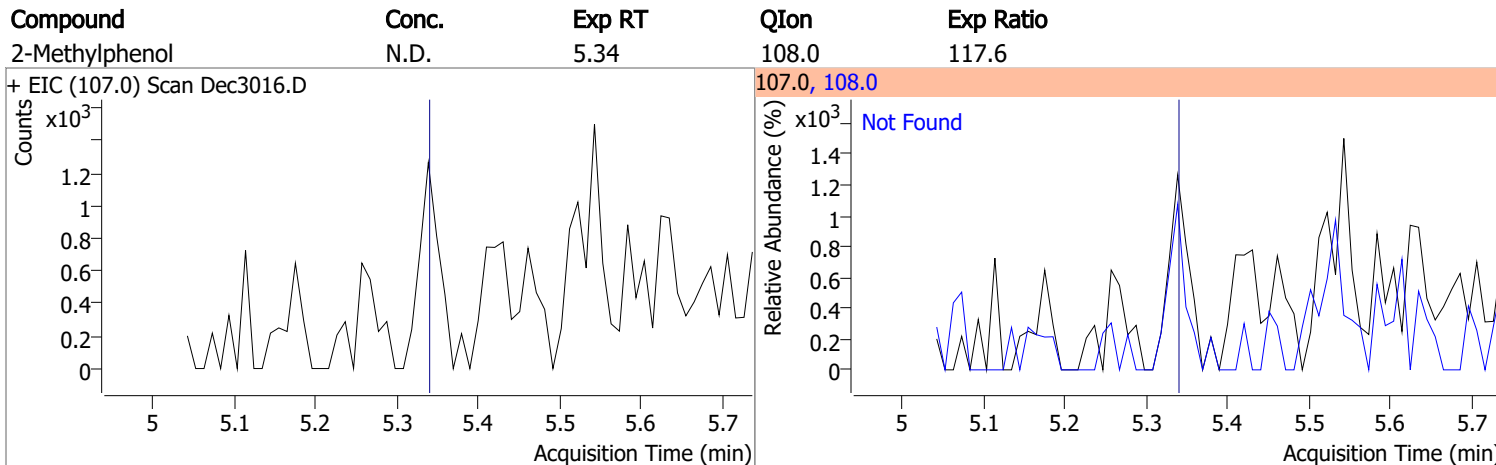
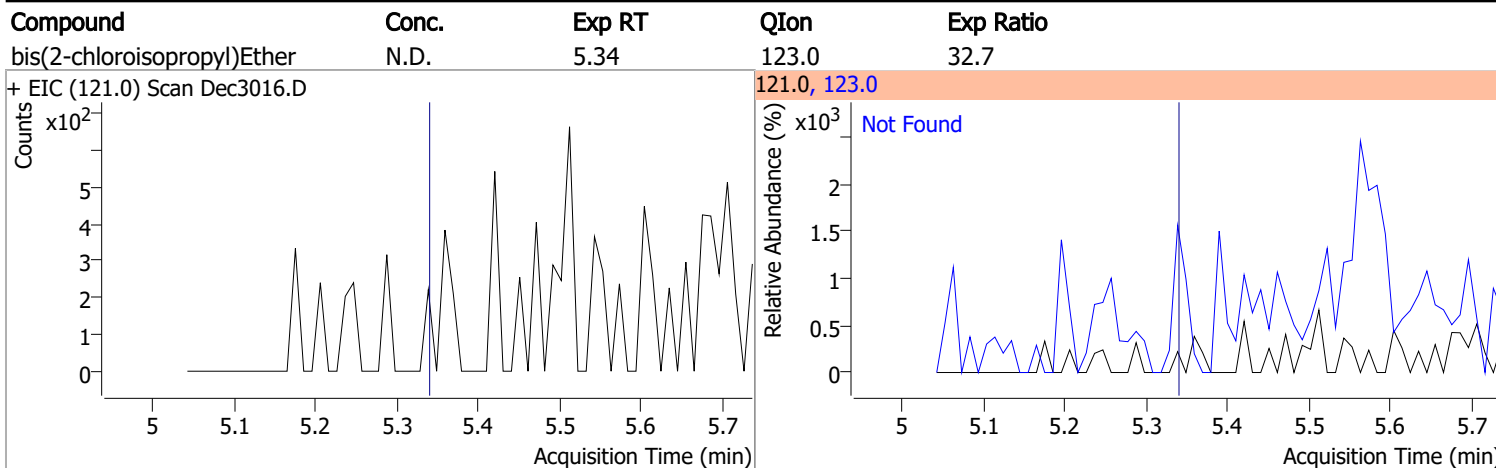


Quantitation Results Report (QT Reviewed)

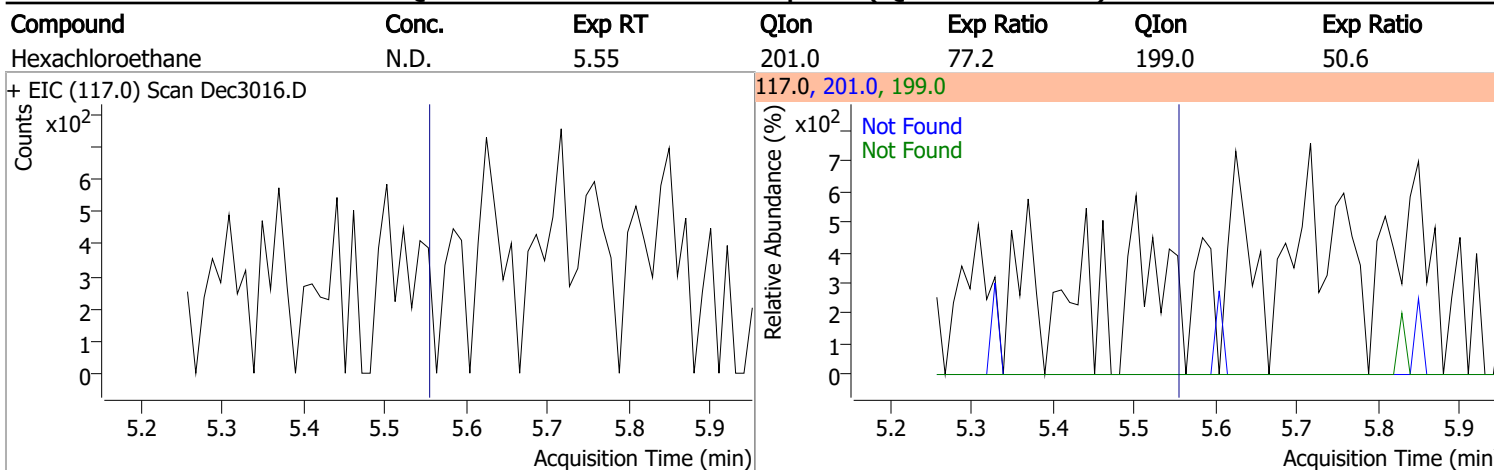
| Compound | Conc. | Exp RT | QIon | Exp Ratio | QIon | Exp Ratio |
|----------|-------|--------|------|-----------|------|-----------|
|----------|-------|--------|------|-----------|------|-----------|



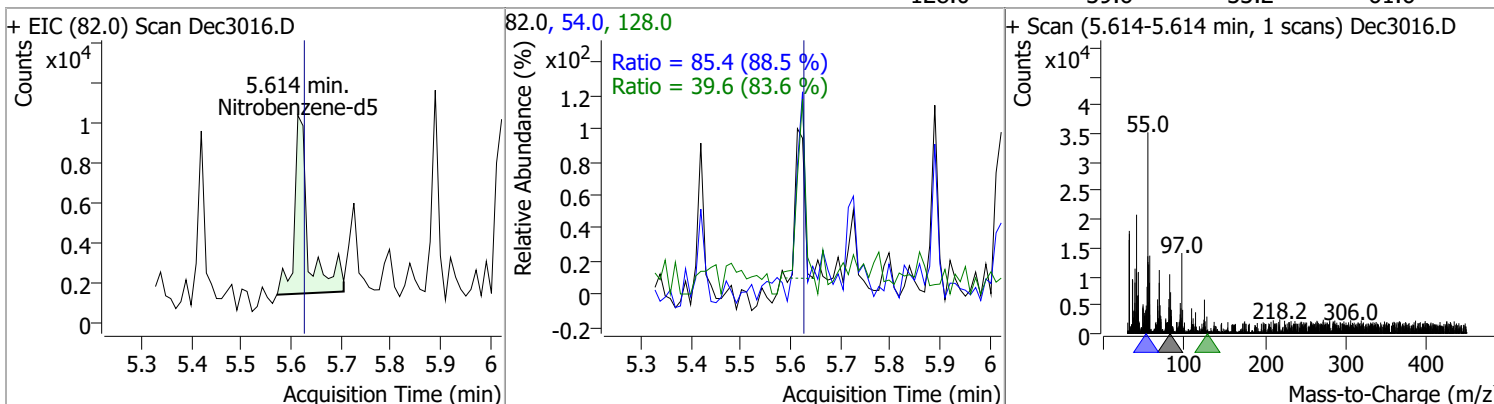
Quantitation Results Report (QT Reviewed)



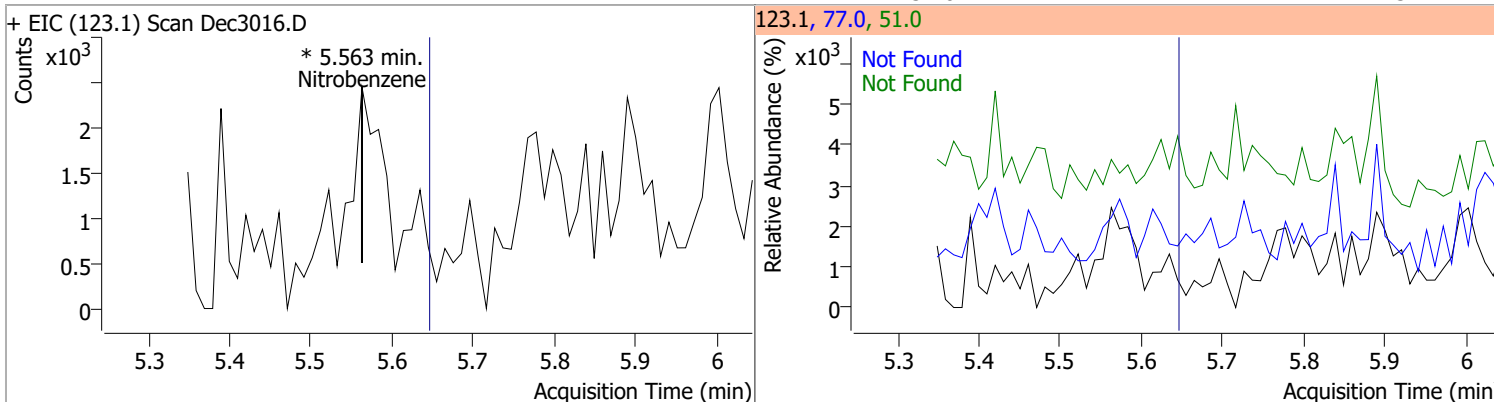
Quantitation Results Report (QT Reviewed)



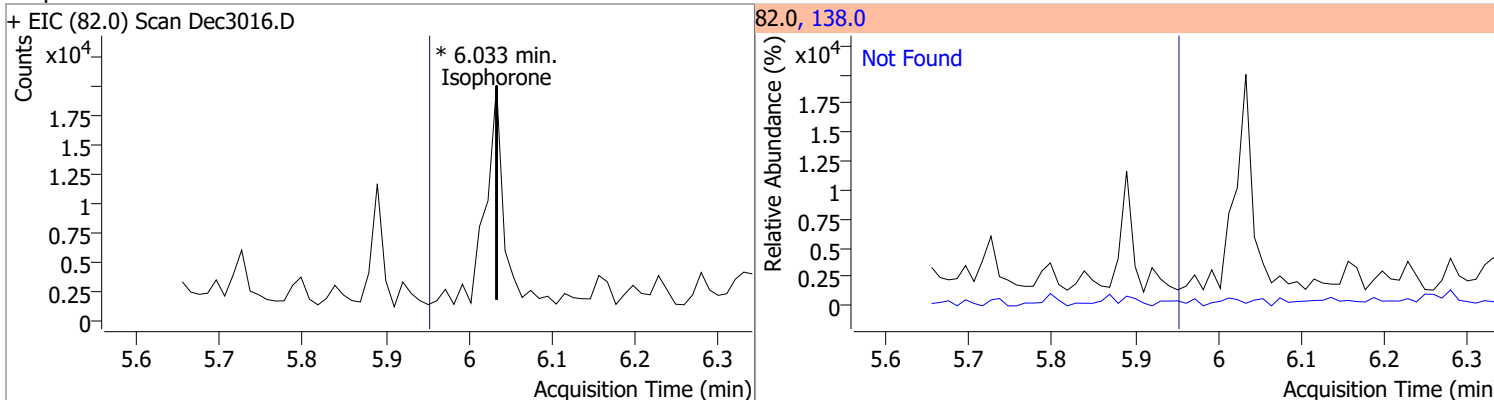
| Compound | Conc. | RT | Dev(Min) | Resp. | QIon | QRatio | Lower | Upper |
|-----------------|--------|------|----------|-------|-------|--------|-------|-------|
| Nitrobenzene-d5 | 3.1031 | 5.61 | -0.01 | 17343 | 54.0 | 85.4 | 67.5 | 125.4 |
| | | | | | 128.0 | 39.6 | 33.2 | 61.6 |



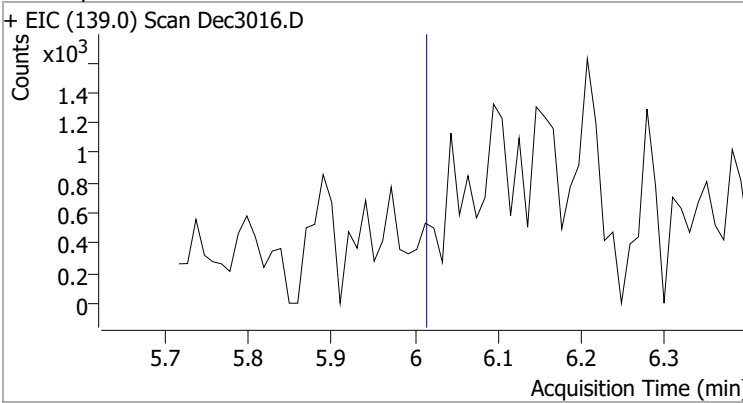
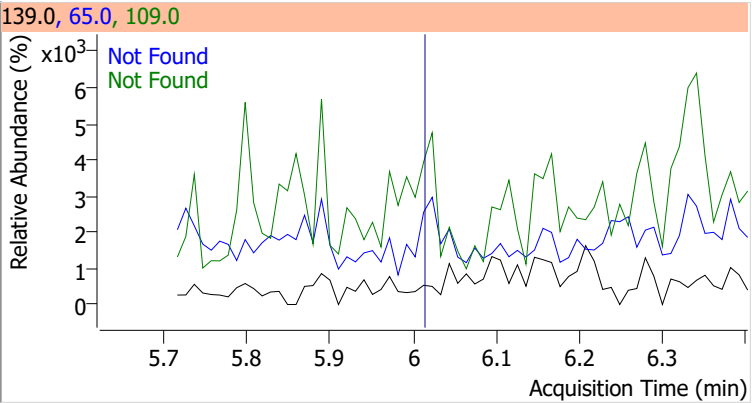
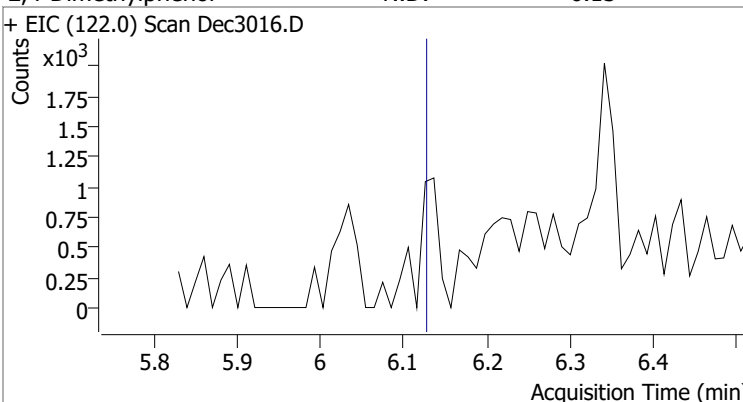
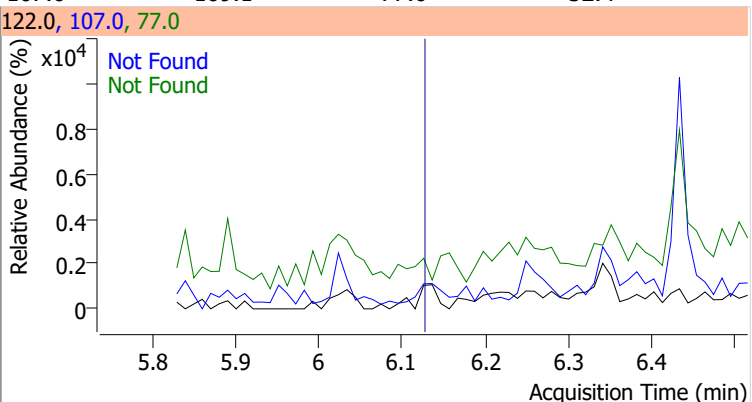
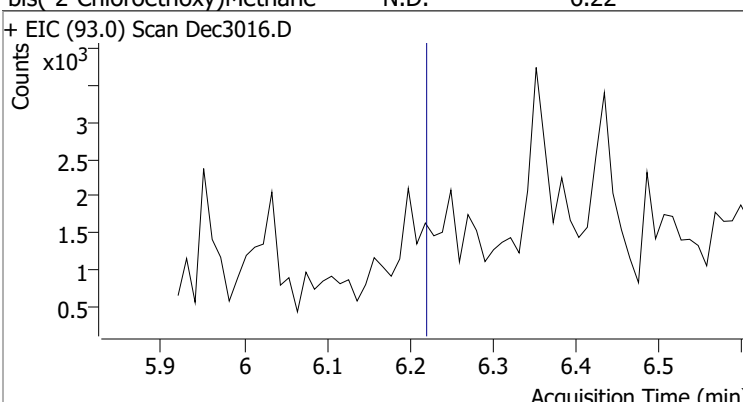
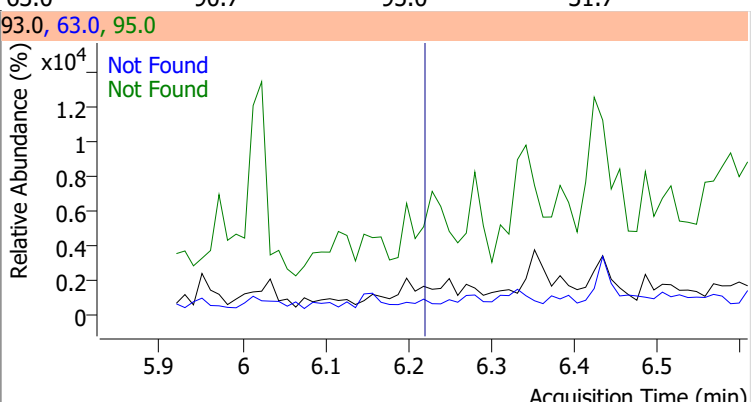
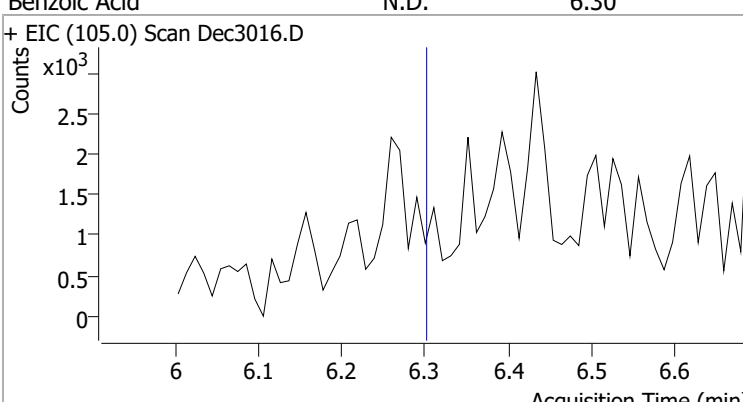
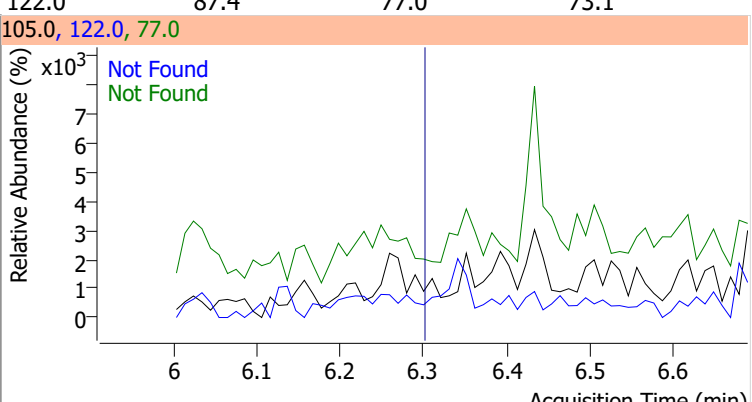
| Compound | Conc. | RT | Dev(Min) | Resp. | QIon | QRatio | Lower | Upper |
|--------------|-------|----|----------|-------|------|--------|-------|-------|
| Nitrobenzene | | 0 | | 0 | 77.0 | | 148.0 | 274.8 |
| | | | | | 51.0 | | 147.2 | 273.4 |



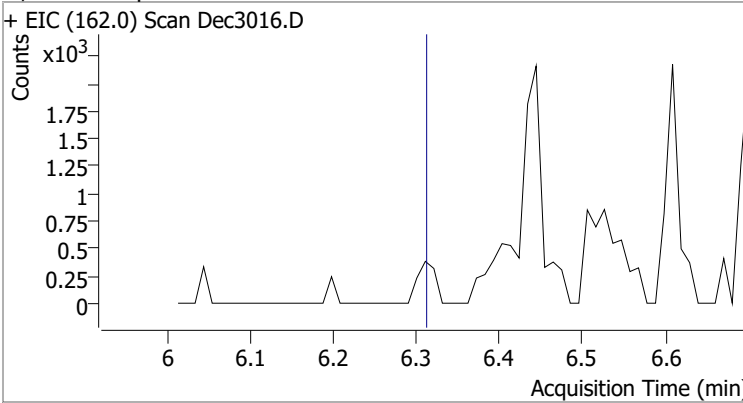
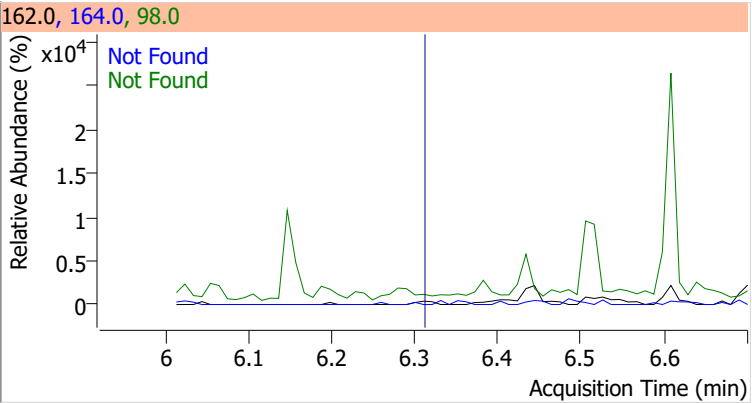
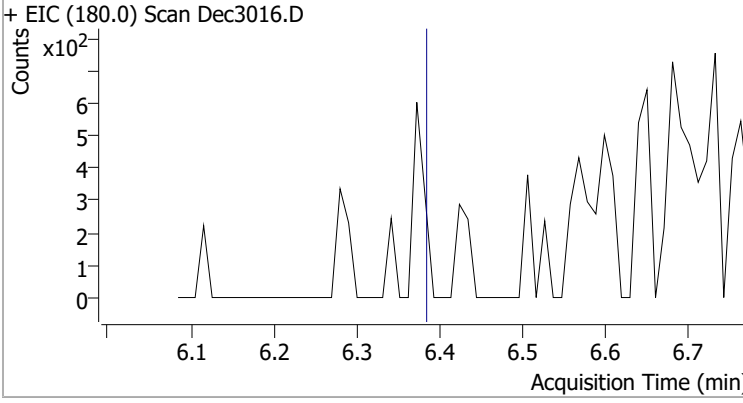
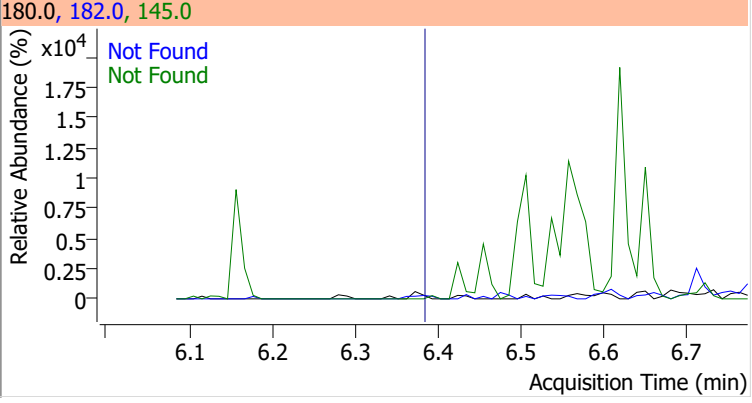
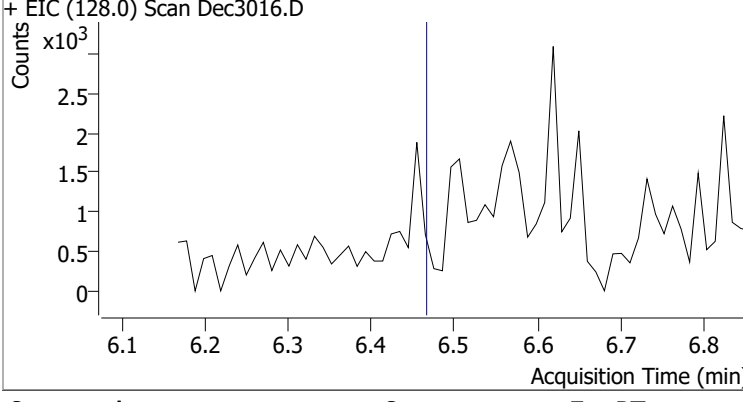
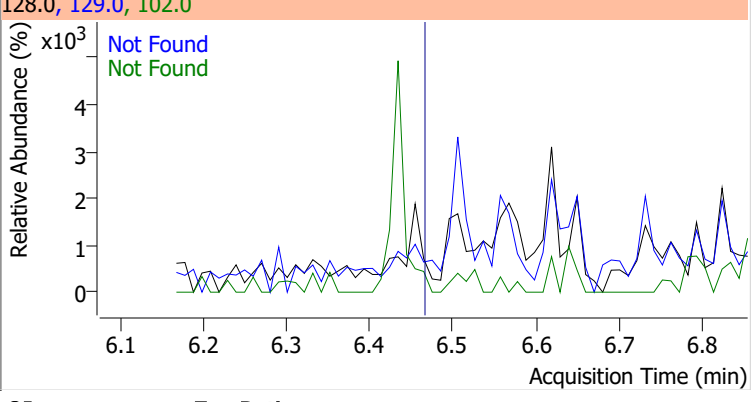
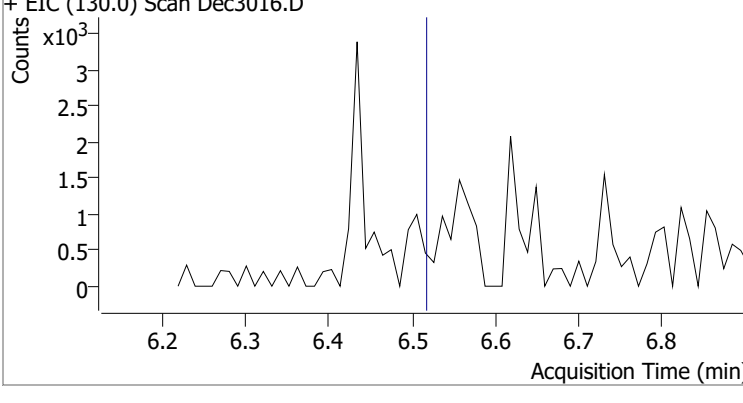
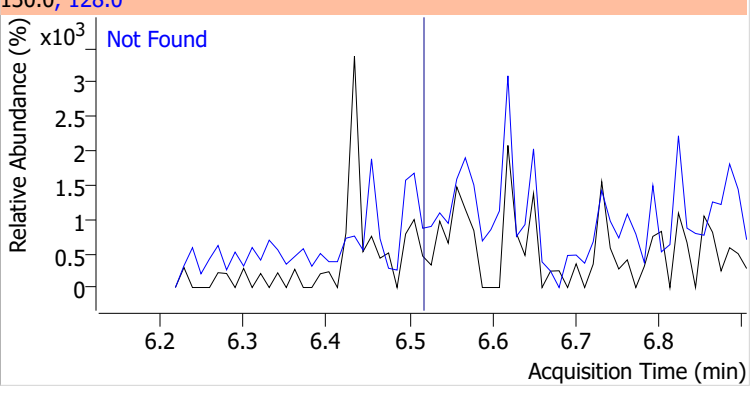
| Compound | Conc. | RT | Dev(Min) | Resp. | QIon | QRatio | Lower | Upper |
|------------|-------|----|----------|-------|-------|--------|-------|-------|
| Isophorone | | 0 | | 0 | 138.0 | | 13.3 | 24.8 |



Quantitation Results Report (QT Reviewed)

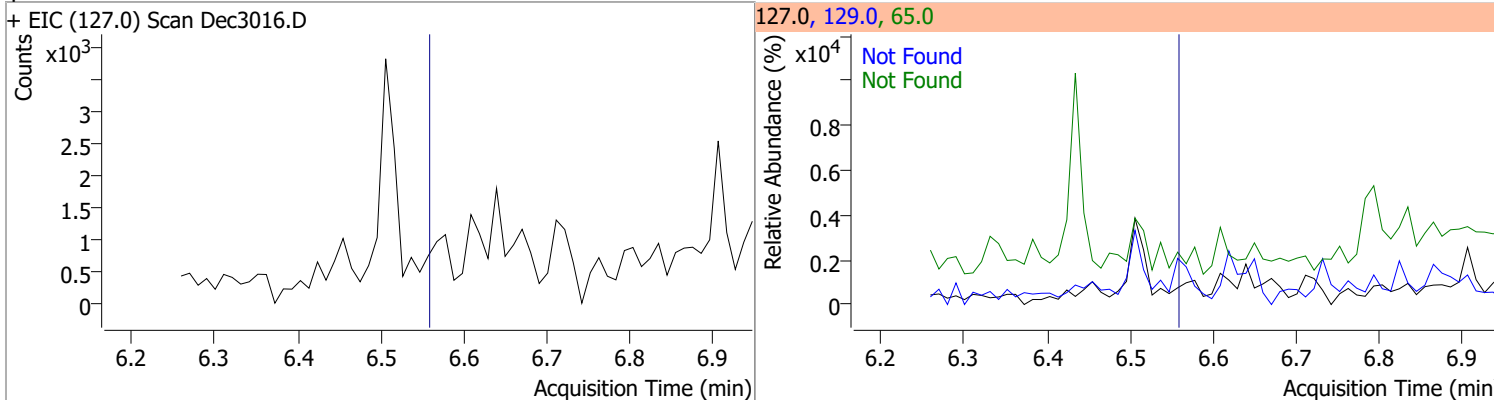
| Compound | Conc. | Exp RT | QIon | Exp Ratio | QIon | Exp Ratio |
|--|-------|--------|--|-----------|-------|-----------|
| 2-Nitrophenol | N.D. | 6.01 | 65.0 | 57.4 | 109.0 | 32.8 |
| + EIC (139.0) Scan Dec3016.D | | | 139.0, 65.0, 109.0 | | | |
|  | | |  | | | |
| 2,4-Dimethylphenol | N.D. | 6.13 | 107.0 | 109.1 | 77.0 | 32.4 |
| + EIC (122.0) Scan Dec3016.D | | | 122.0, 107.0, 77.0 | | | |
|  | | |  | | | |
| bis(-2-Chloroethoxy)Methane | N.D. | 6.22 | 63.0 | 90.7 | 95.0 | 31.7 |
| + EIC (93.0) Scan Dec3016.D | | | 93.0, 63.0, 95.0 | | | |
|  | | |  | | | |
| Benzoic Acid | N.D. | 6.30 | 122.0 | 87.4 | 77.0 | 73.1 |
| + EIC (105.0) Scan Dec3016.D | | | 105.0, 122.0, 77.0 | | | |
|  | | |  | | | |

Quantitation Results Report (QT Reviewed)

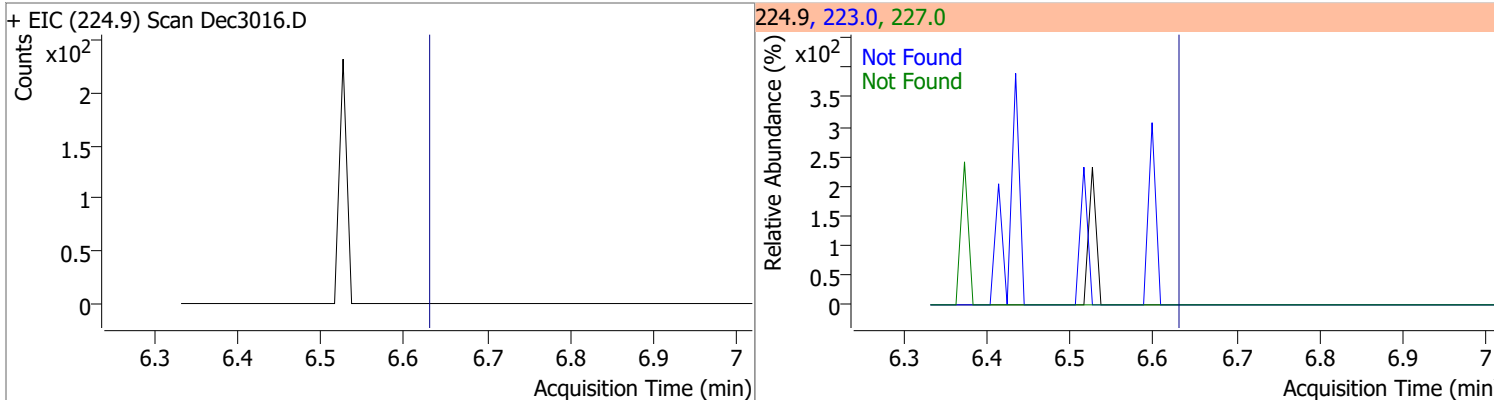
| Compound | Conc. | Exp RT | QIon | Exp Ratio | QIon | Exp Ratio |
|--|-------|--------|--|-----------|-------|-----------|
| 2,4-Dichlorophenol | N.D. | 6.31 | 164.0 | 62.0 | 98.0 | 32.4 |
| + EIC (162.0) Scan Dec3016.D | | | 162.0, 164.0, 98.0 | | | |
|  | | |  | | | |
| 1,2,4-Trichlorobenzene | N.D. | 6.38 | 182.0 | 94.1 | 145.0 | 30.4 |
| + EIC (180.0) Scan Dec3016.D | | | 180.0, 182.0, 145.0 | | | |
|  | | |  | | | |
| Naphthalene | N.D. | 6.46 | 129.0 | 10.9 | 102.0 | 9.3 |
| + EIC (128.0) Scan Dec3016.D | | | 128.0, 129.0, 102.0 | | | |
|  | | |  | | | |
| 4-Chlorophenol | N.D. | 6.52 | 128.0 | 309.7 | | |
| + EIC (130.0) Scan Dec3016.D | | | 130.0, 128.0 | | | |
|  | | |  | | | |

Quantitation Results Report (QT Reviewed)

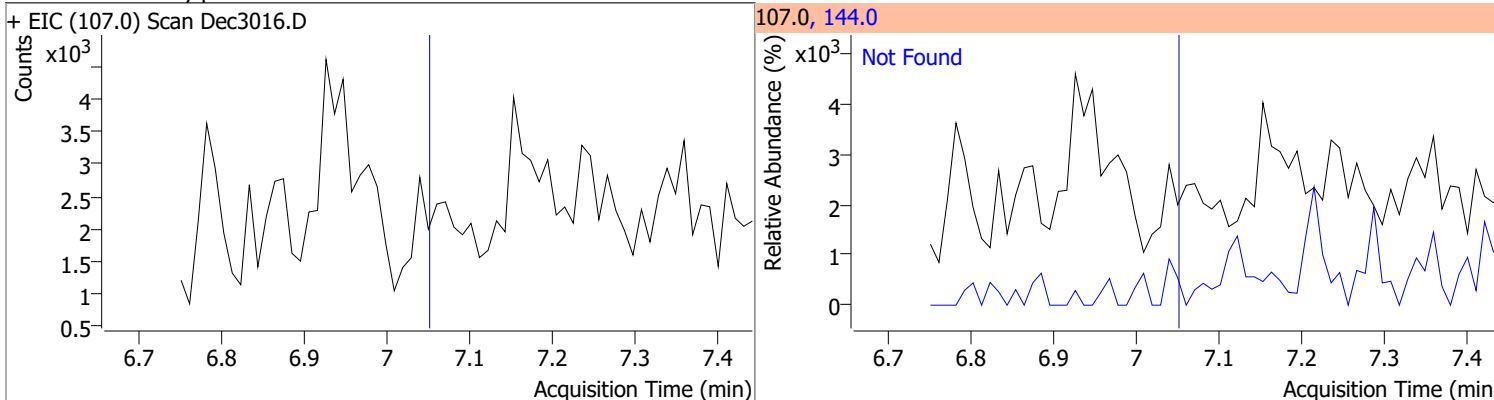
| Compound | Conc. | Exp RT | QIon | Exp Ratio | QIon | Exp Ratio |
|-----------------|-------|--------|------|-----------|-------|-----------|
| p-Chloroaniline | N.D. | 6.56 | 65.0 | 37.5 | 129.0 | 29.2 |



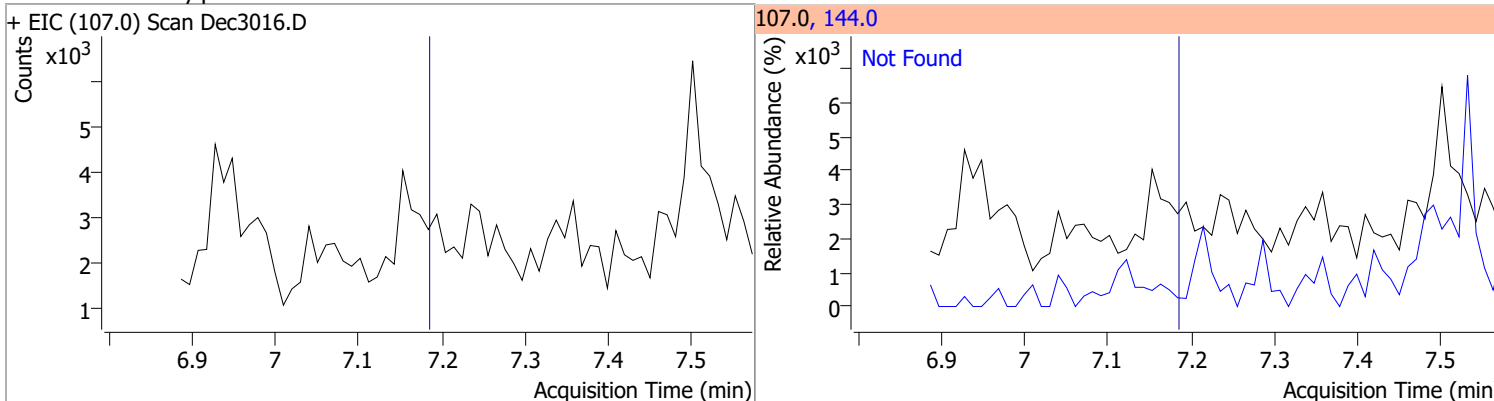
| Compound | Conc. | Exp RT | QIon | Exp Ratio | QIon | Exp Ratio |
|---------------------|-------|--------|-------|-----------|-------|-----------|
| Hexachlorobutadiene | N.D. | 6.63 | 227.0 | 66.6 | 223.0 | 60.8 |



| Compound | Conc. | Exp RT | QIon | Exp Ratio |
|-------------------------|-------|--------|-------|-----------|
| 4-Chloro-2-Methylphenol | N.D. | 7.05 | 144.0 | 26.6 |

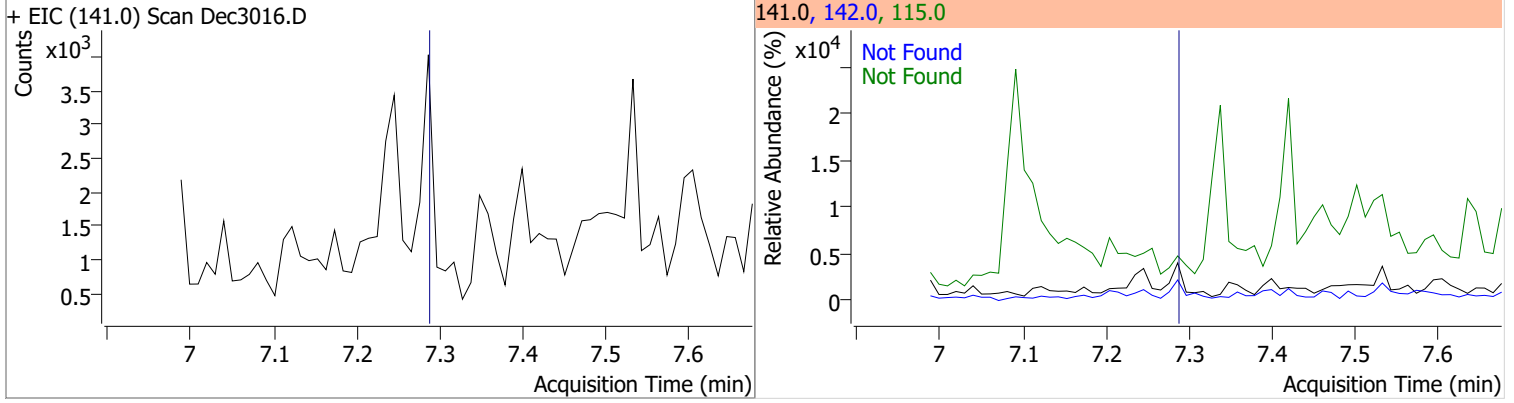


| Compound | Conc. | Exp RT | QIon | Exp Ratio |
|-------------------------|-------|--------|-------|-----------|
| 4-Chloro-3-Methylphenol | N.D. | 7.18 | 144.0 | 27.6 |

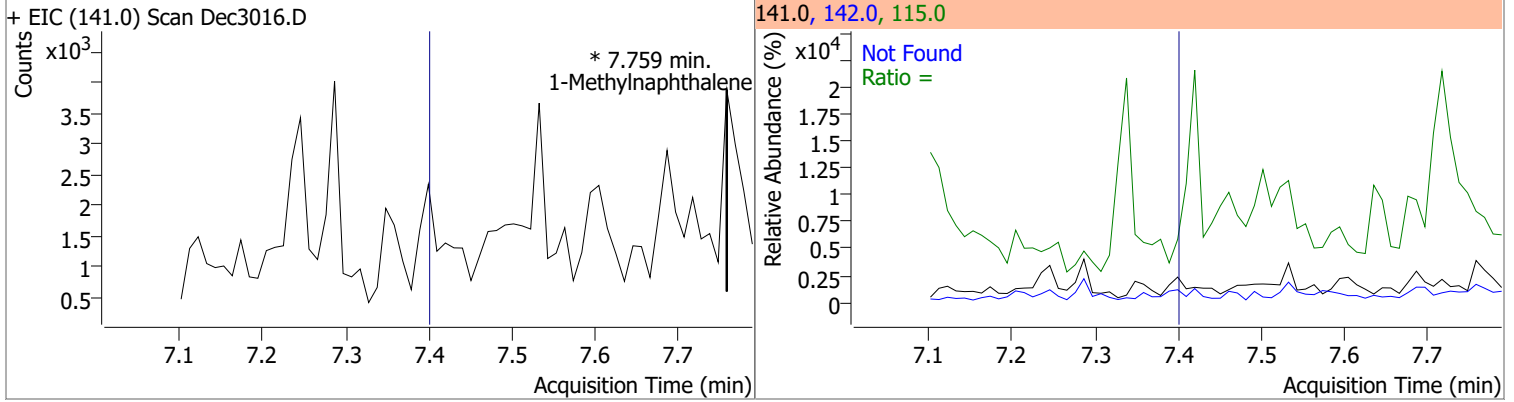


Quantitation Results Report (QT Reviewed)

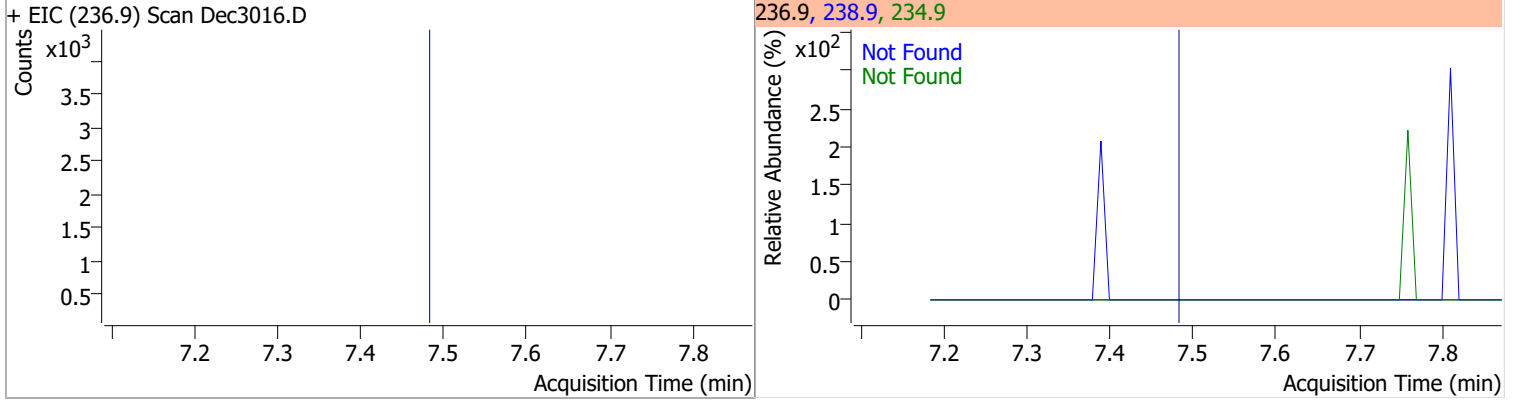
| Compound | Conc. | Exp RT | QIon | Exp Ratio | QIon | Exp Ratio |
|---------------------|-------|--------|-------|-----------|-------|-----------|
| 2-Methylnaphthalene | N.D. | 7.29 | 142.0 | 114.8 | 115.0 | 42.0 |



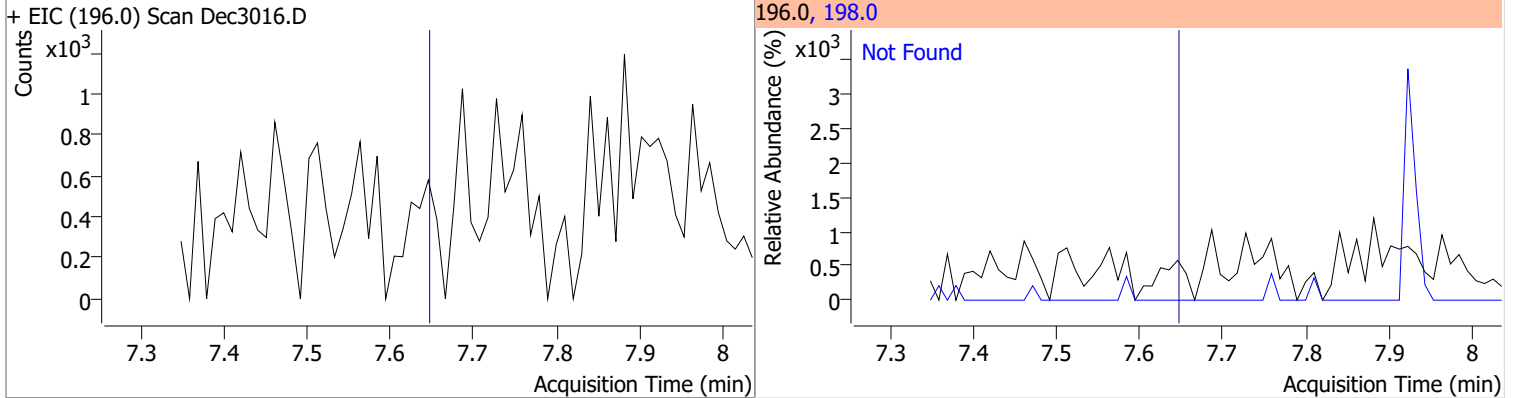
| Compound | Conc. | RT | Dev(Min) | Resp. | QIon | QRatio | Lower | Upper |
|---------------------|-------|----|----------|-------|-------|--------|-------|-------|
| 1-Methylnaphthalene | | 0 | | 0 | 142.0 | | 77.7 | 144.2 |
| | | | | | 115.0 | | 29.7 | 55.2 |



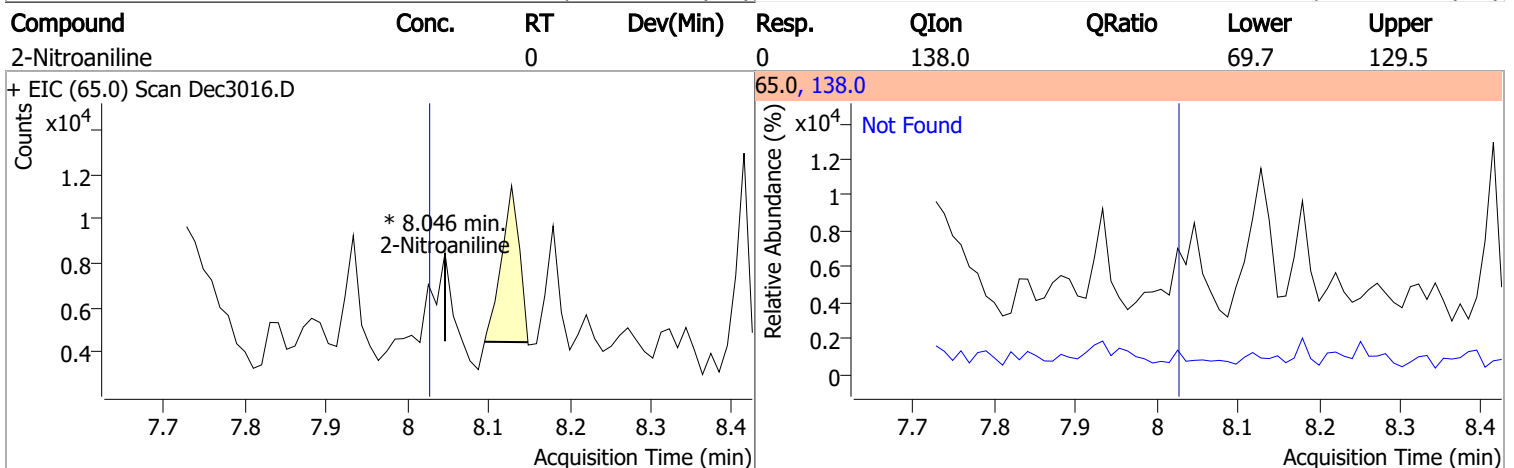
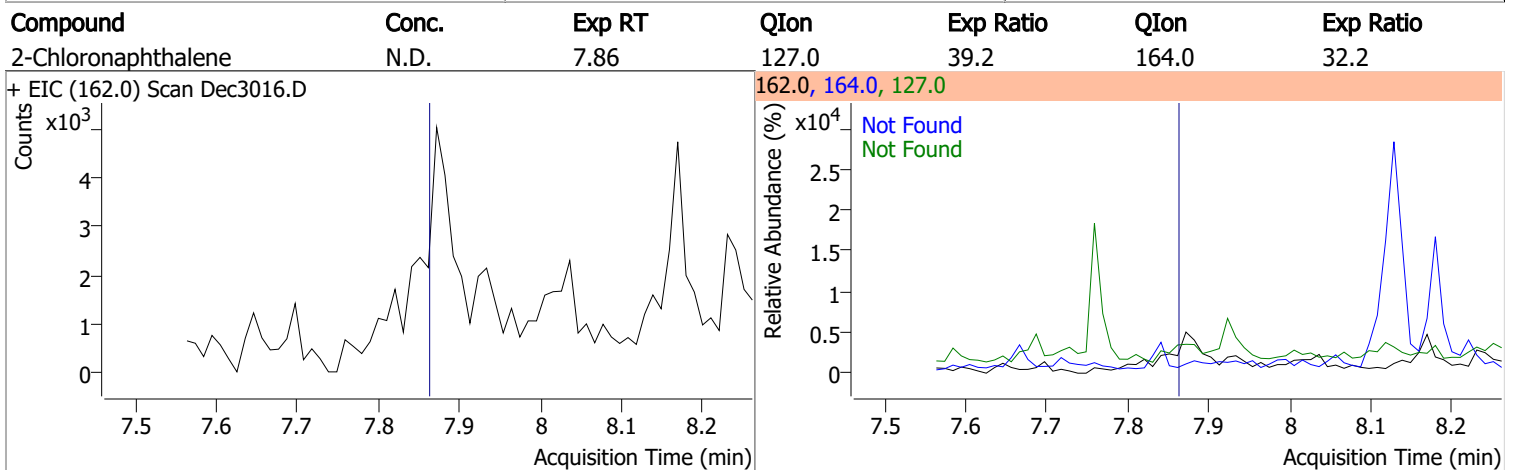
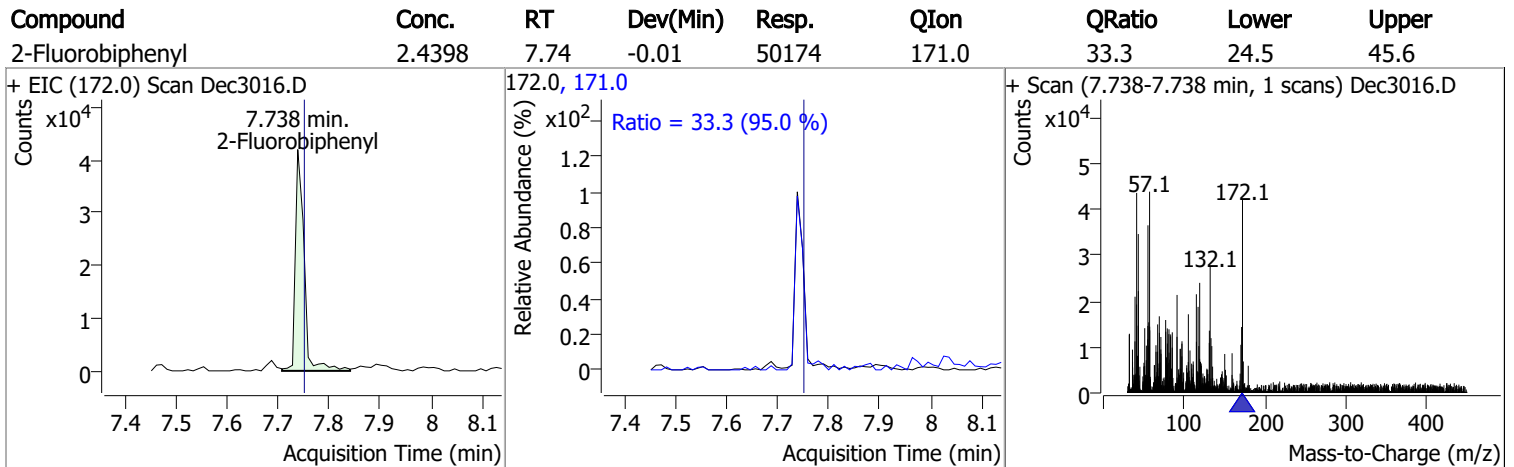
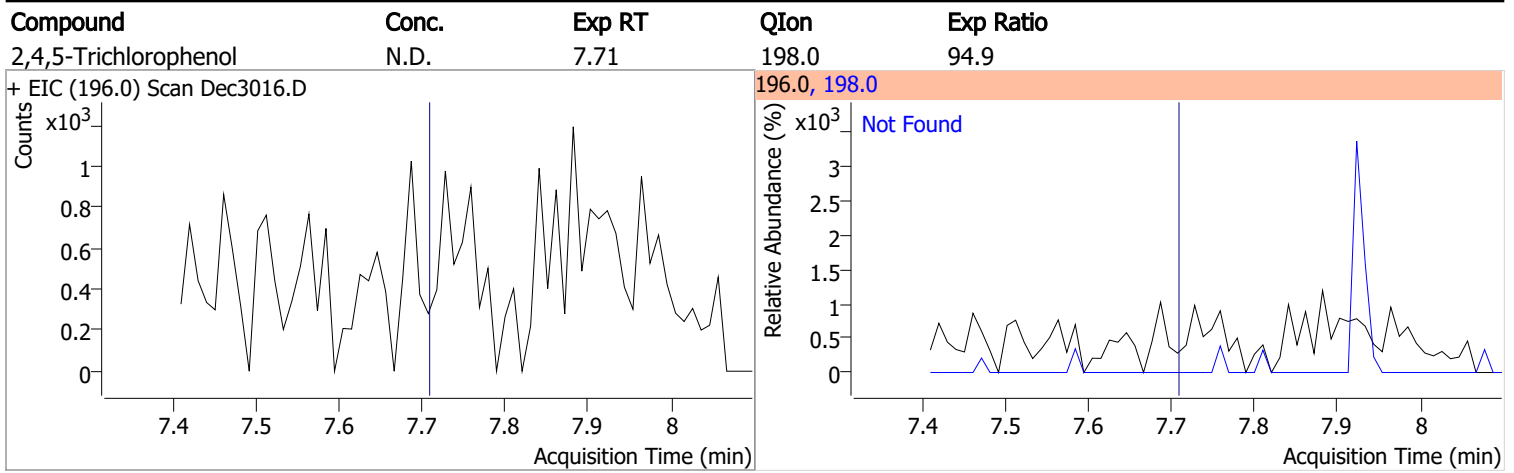
| Compound | Conc. | Exp RT | QIon | Exp Ratio | QIon | Exp Ratio |
|---------------------------|-------|--------|-------|-----------|-------|-----------|
| Hexachlorocyclopentadiene | N.D. | 7.48 | 234.9 | 64.7 | 238.9 | 64.1 |



| Compound | Conc. | Exp RT | QIon | Exp Ratio |
|-----------------------|-------|--------|-------|-----------|
| 2,4,6-Trichlorophenol | N.D. | 7.65 | 198.0 | 94.4 |

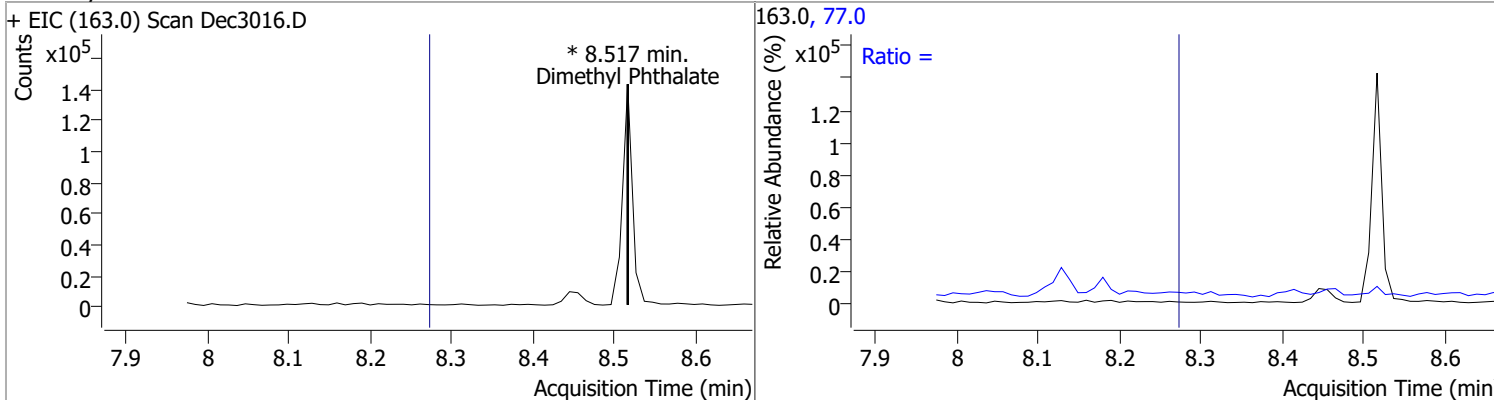


Quantitation Results Report (QT Reviewed)

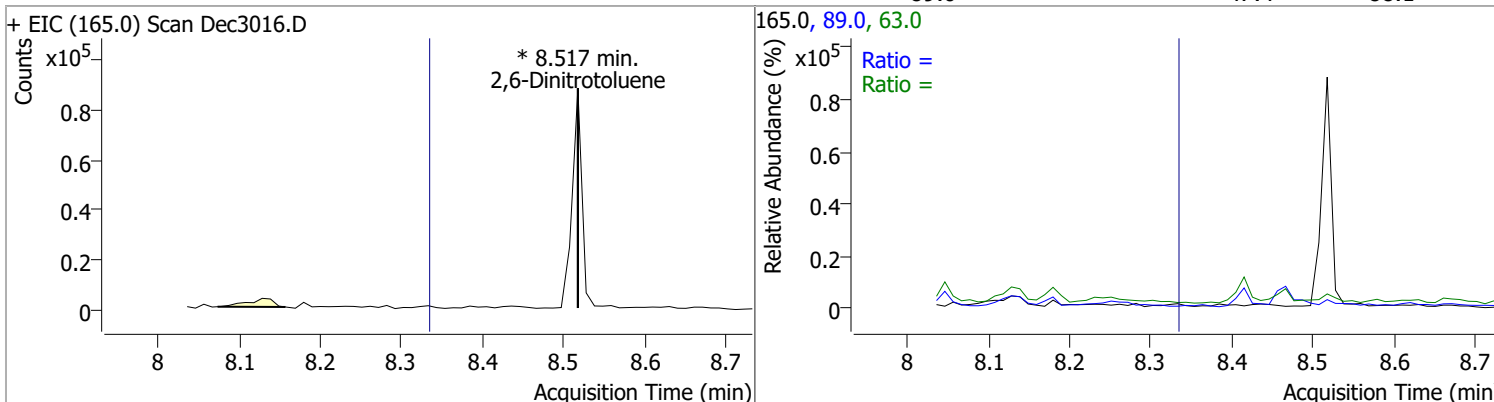


Quantitation Results Report (QT Reviewed)

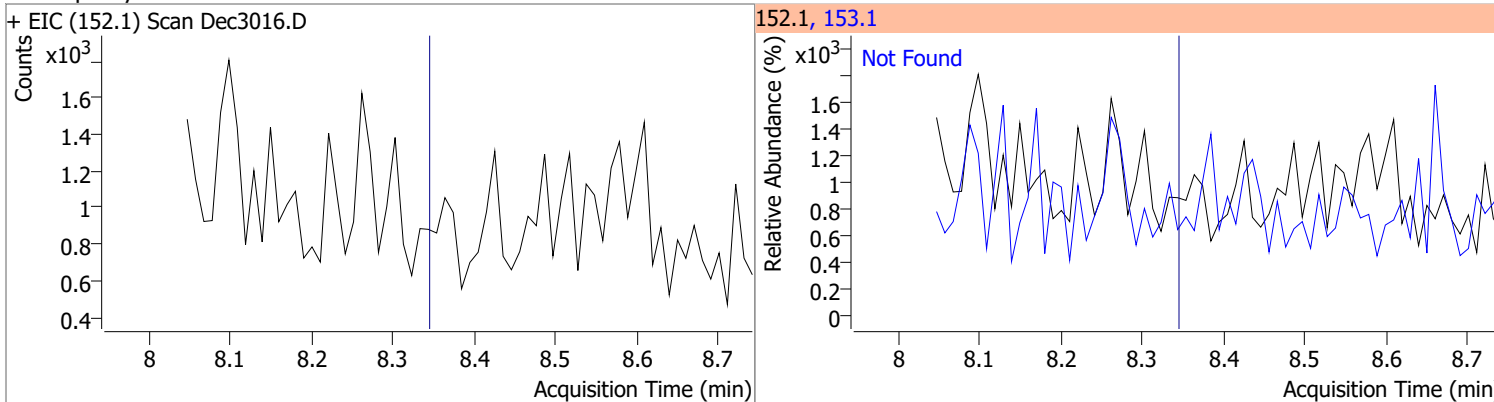
| Compound | Conc. | RT | Dev(Min) | Resp. | QIon | QRatio | Lower | Upper |
|--------------------|-------|----|----------|-------|------|--------|-------|-------|
| Dimethyl Phthalate | 0 | 0 | | 0 | 77.0 | | 15.1 | 28.0 |



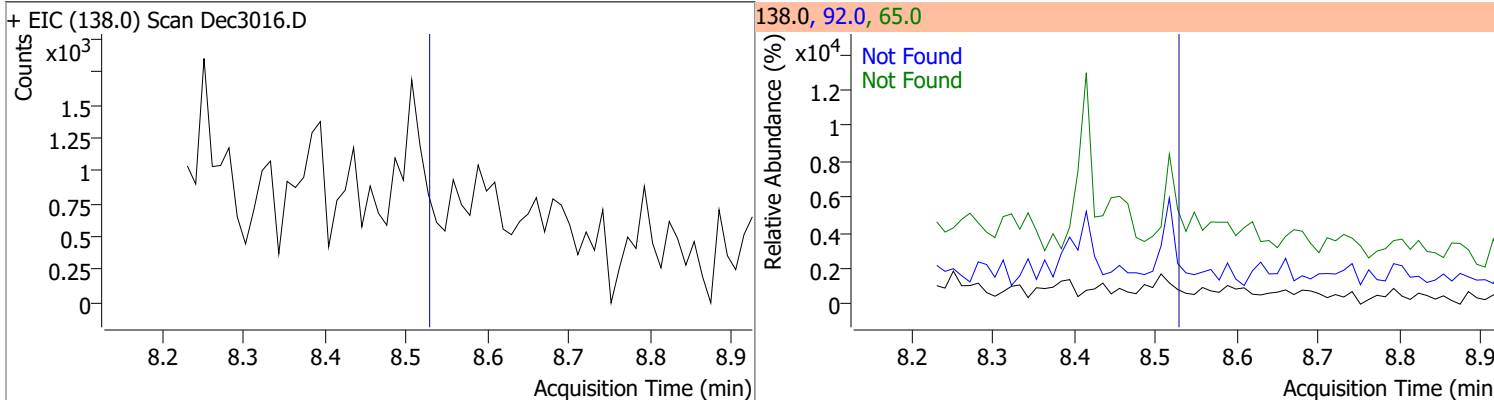
| Compound | Conc. | RT | Dev(Min) | Resp. | QIon | QRatio | Lower | Upper |
|--------------------|-------|----|----------|-------|--------------|--------|---------------|---------------|
| 2,6-Dinitrotoluene | 0 | 0 | | 0 | 63.0 89.0 | | 135.1 47.4 | 250.9 88.1 |



| Compound | Conc. | Exp RT | QIon | Exp Ratio |
|----------------|-------|--------|-------|-----------|
| Acenaphthylene | N.D. | 8.34 | 153.1 | 13.9 |

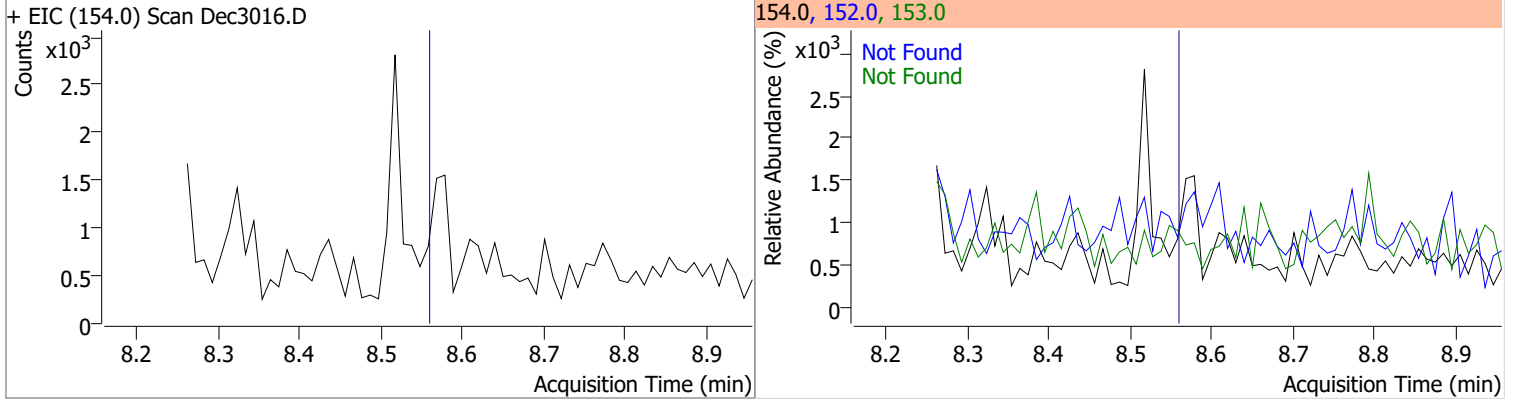


| Compound | Conc. | Exp RT | QIon | Exp Ratio | QIon | Exp Ratio |
|----------------|-------|--------|------|-----------|------|-----------|
| 3-Nitroaniline | N.D. | 8.53 | 65.0 | 157.8 | 92.0 | 118.6 |

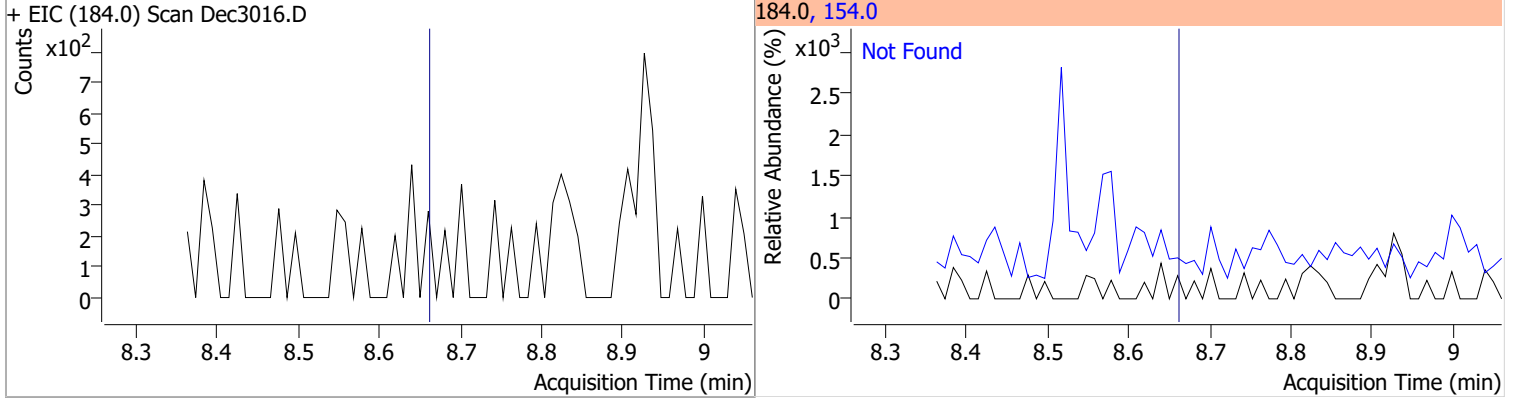


Quantitation Results Report (QT Reviewed)

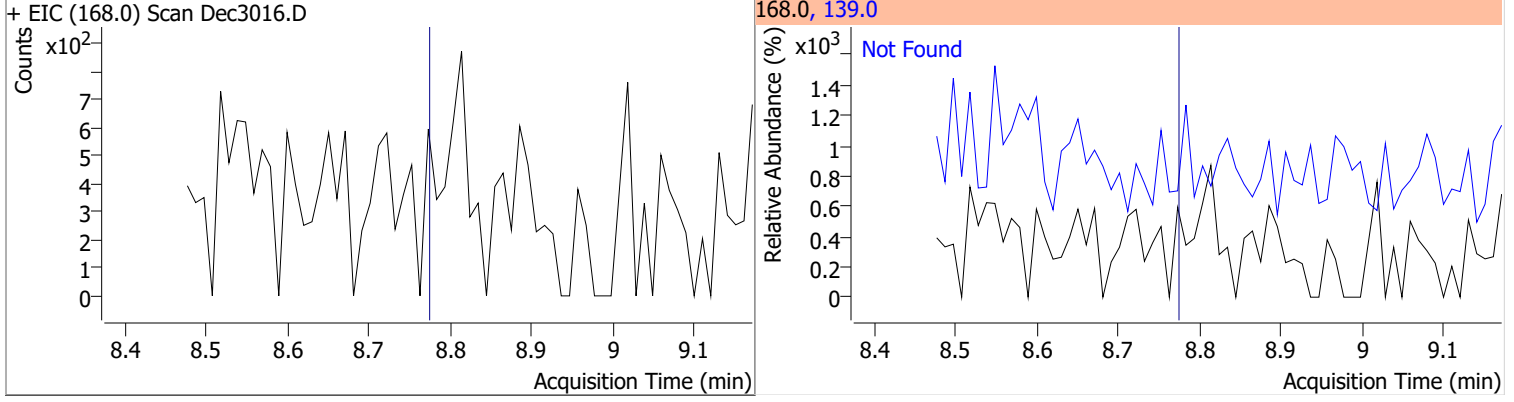
| Compound | Conc. | Exp RT | QIon | Exp Ratio | QIon | Exp Ratio |
|--------------|-------|--------|-------|-----------|-------|-----------|
| Acenaphthene | N.D. | 8.56 | 153.0 | 109.6 | 152.0 | 52.7 |



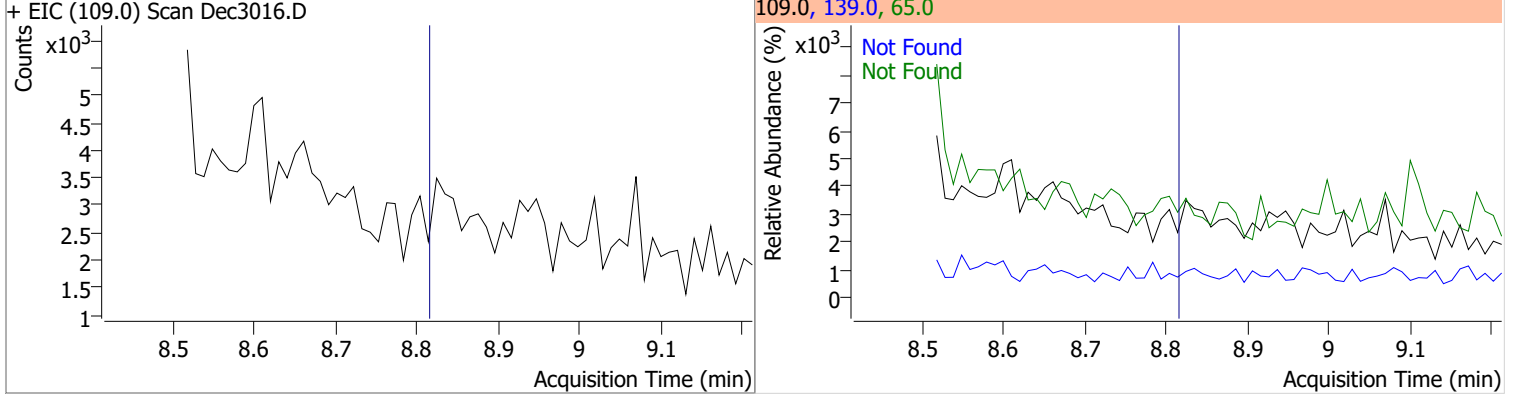
| Compound | Conc. | Exp RT | QIon | Exp Ratio |
|-------------------|-------|--------|-------|-----------|
| 2,4-Dinitrophenol | N.D. | 8.66 | 154.0 | 55.5 |



| Compound | Conc. | Exp RT | QIon | Exp Ratio |
|--------------|-------|--------|-------|-----------|
| Dibenzofuran | N.D. | 8.77 | 139.0 | 38.2 |

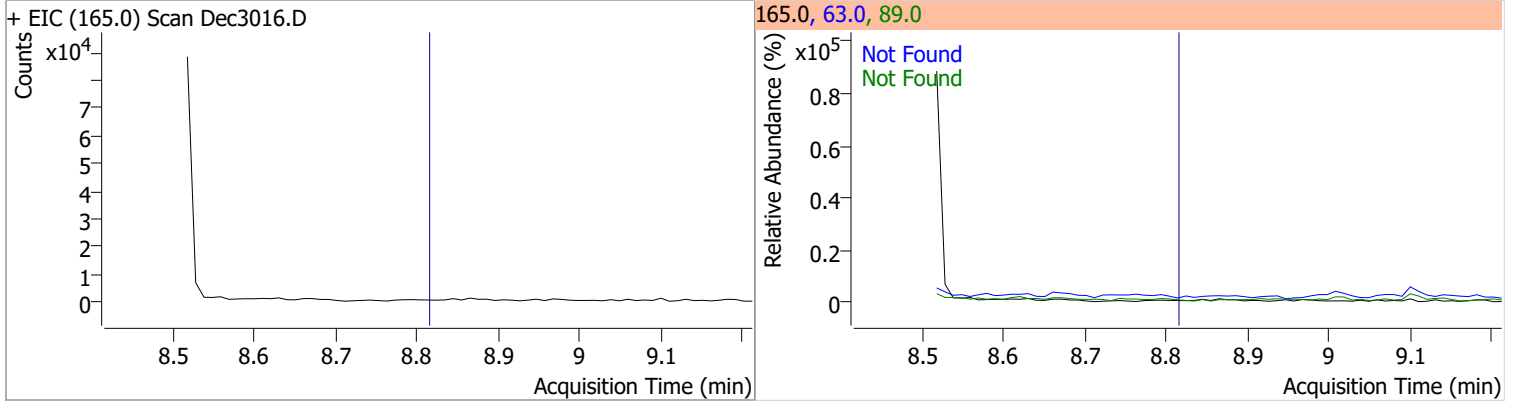


| Compound | Conc. | Exp RT | QIon | Exp Ratio | QIon | Exp Ratio |
|---------------|-------|--------|------|-----------|-------|-----------|
| 4-Nitrophenol | N.D. | 8.81 | 65.0 | 85.8 | 139.0 | 70.9 |

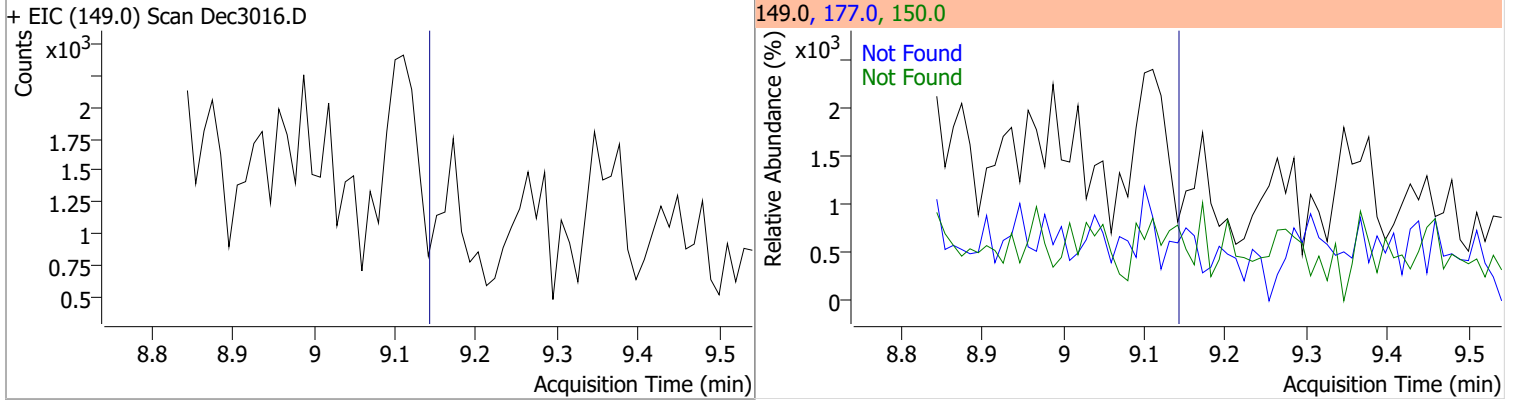


Quantitation Results Report (QT Reviewed)

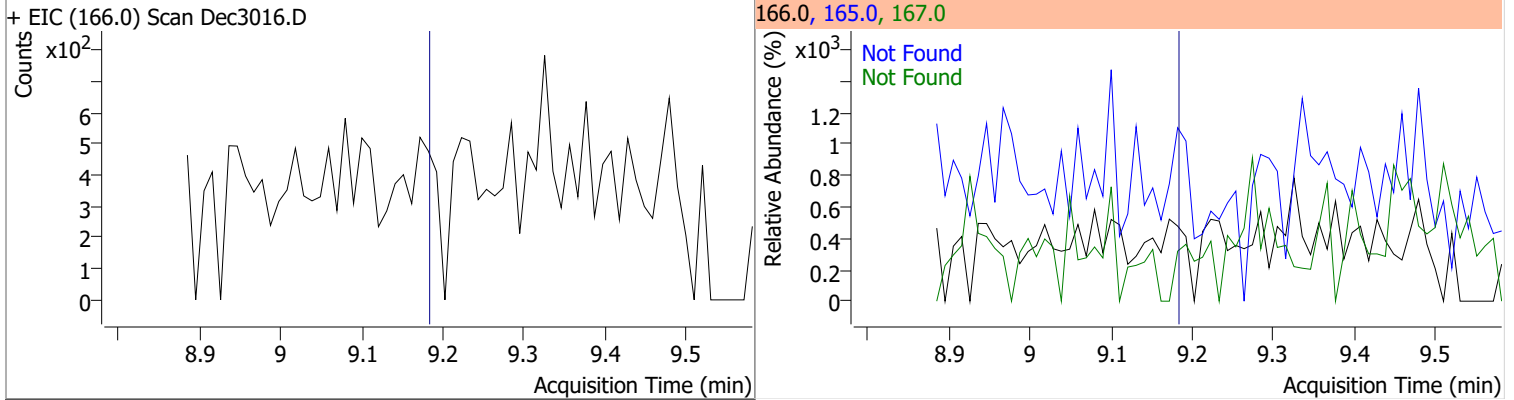
| Compound | Conc. | Exp RT | QIon | Exp Ratio | QIon | Exp Ratio |
|--------------------|-------|--------|------|-----------|------|-----------|
| 2,4-Dinitrotoluene | N.D. | 8.81 | 63.0 | 89.4 | 89.0 | 79.1 |



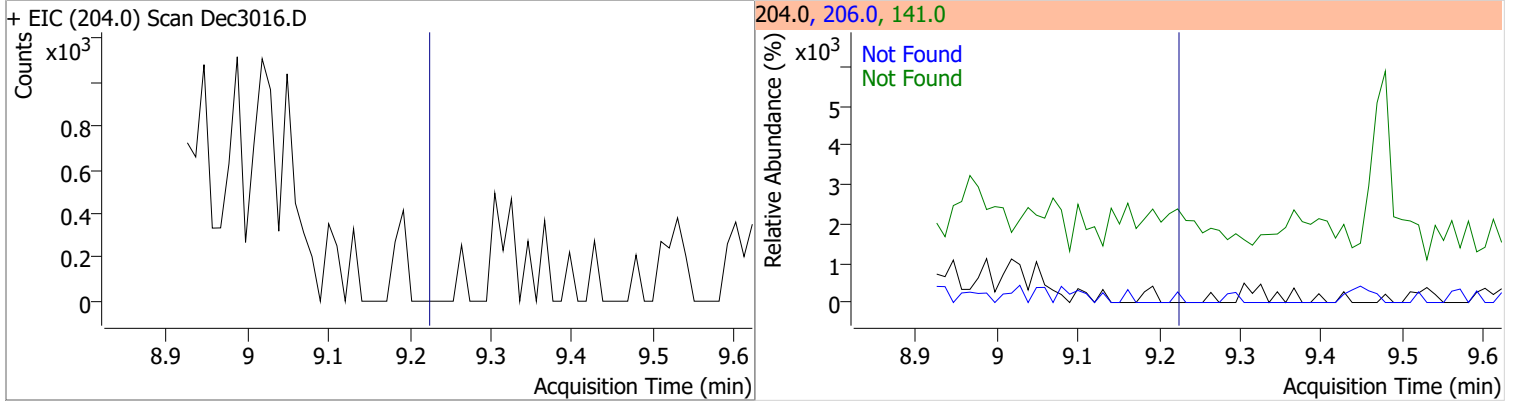
| Compound | Conc. | Exp RT | QIon | Exp Ratio | QIon | Exp Ratio |
|------------------|-------|--------|-------|-----------|-------|-----------|
| Diethylphthalate | N.D. | 9.14 | 177.0 | 19.4 | 150.0 | 12.3 |



| Compound | Conc. | Exp RT | QIon | Exp Ratio | QIon | Exp Ratio |
|----------|-------|--------|-------|-----------|-------|-----------|
| Fluorene | N.D. | 9.18 | 165.0 | 88.8 | 167.0 | 12.9 |

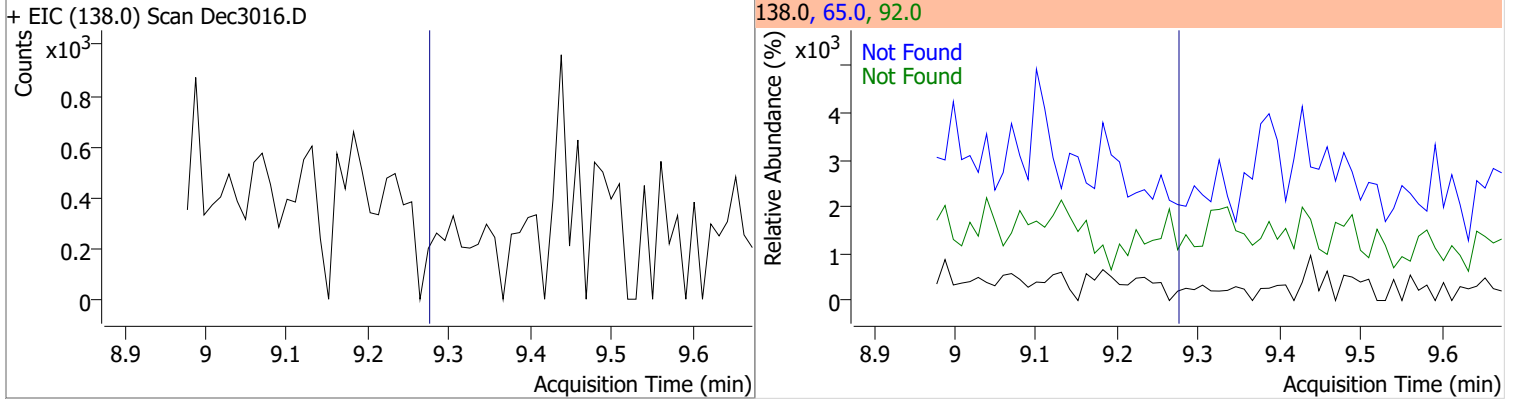


| Compound | Conc. | Exp RT | QIon | Exp Ratio | QIon | Exp Ratio |
|----------------------------|-------|--------|-------|-----------|-------|-----------|
| 4-Chlorophenyl-phenylether | N.D. | 9.22 | 141.0 | 65.7 | 206.0 | 32.4 |

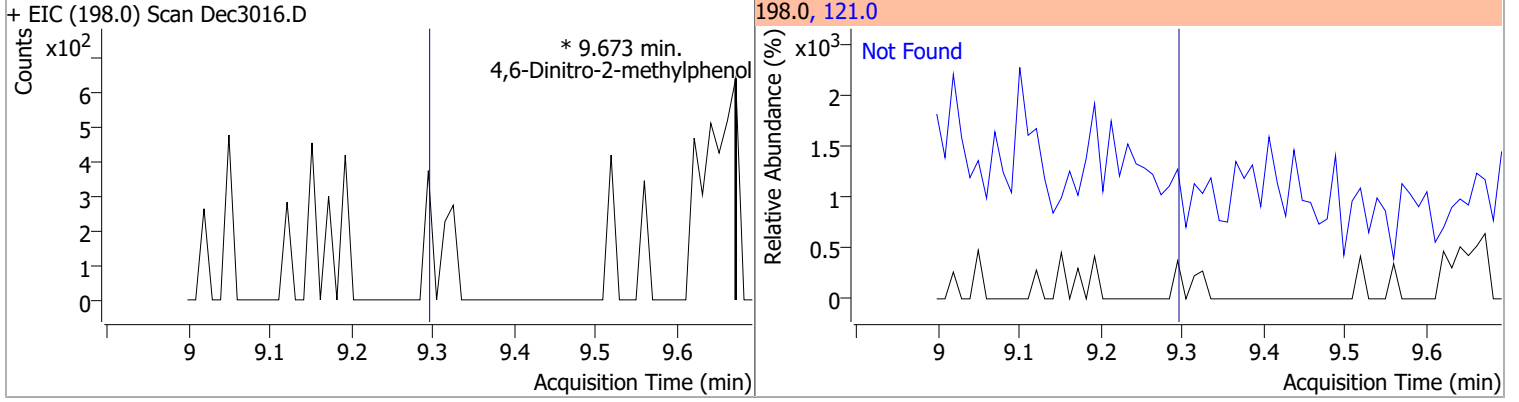


Quantitation Results Report (QT Reviewed)

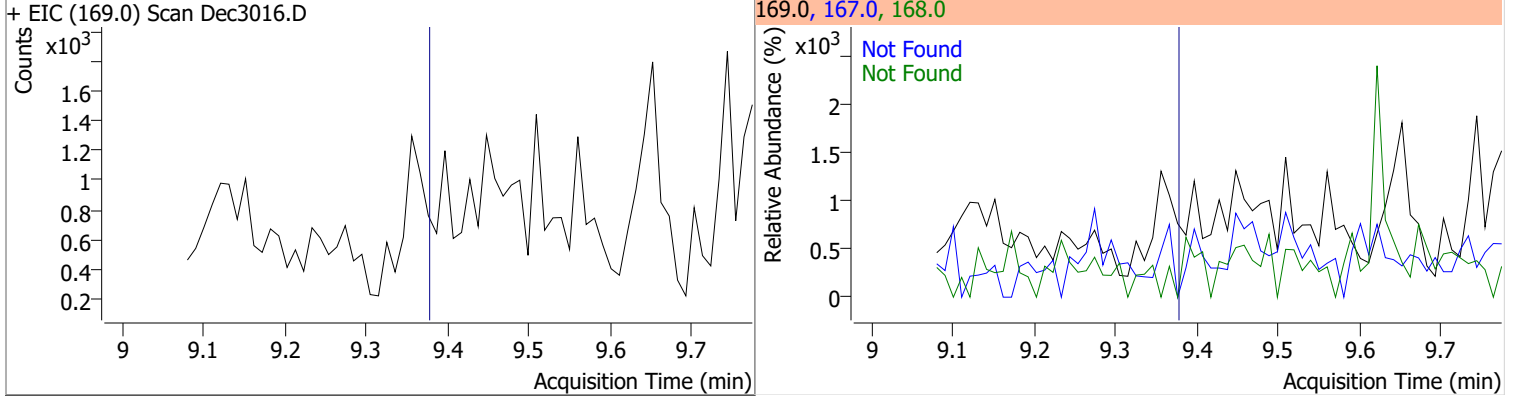
| Compound | Conc. | Exp RT | QIon | Exp Ratio | QIon | Exp Ratio |
|----------------|-------|--------|------|-----------|------|-----------|
| 4-Nitroaniline | N.D. | 9.27 | 65.0 | 131.3 | 92.0 | 49.5 |



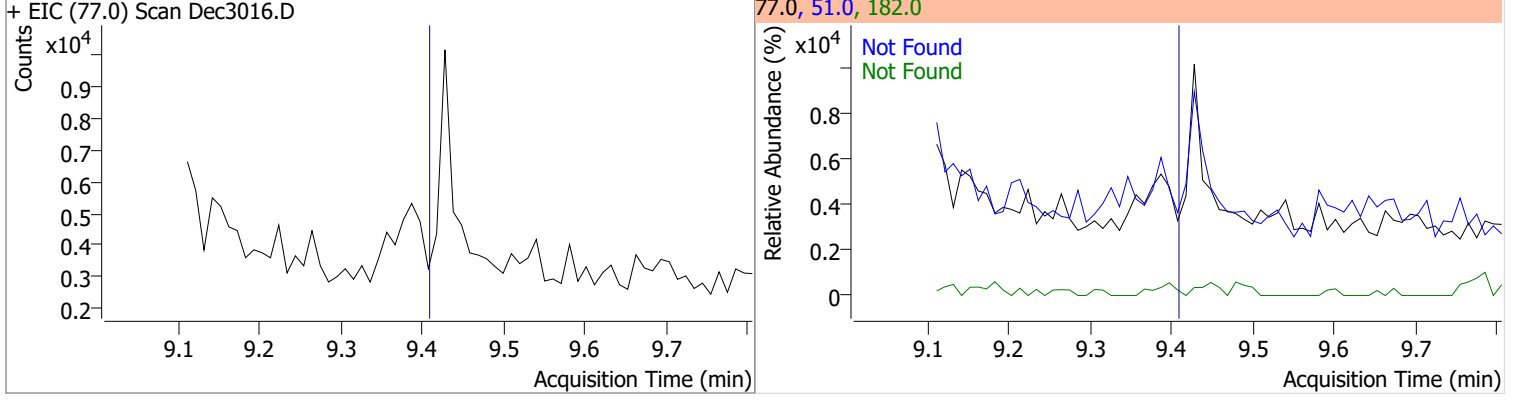
| Compound | Conc. | RT | Dev(Min) | Resp. | QIon | QRatio | Lower | Upper |
|----------------------------|-------|----|----------|-------|-------|--------|-------|-------|
| 4,6-Dinitro-2-methylphenol | 0 | 0 | 0 | 0 | 121.0 | | 37.1 | 68.8 |



| Compound | Conc. | Exp RT | QIon | Exp Ratio | QIon | Exp Ratio |
|------------------------|-------|--------|-------|-----------|-------|-----------|
| N-nitrosodiphenylamine | N.D. | 9.38 | 168.0 | 66.6 | 167.0 | 35.0 |

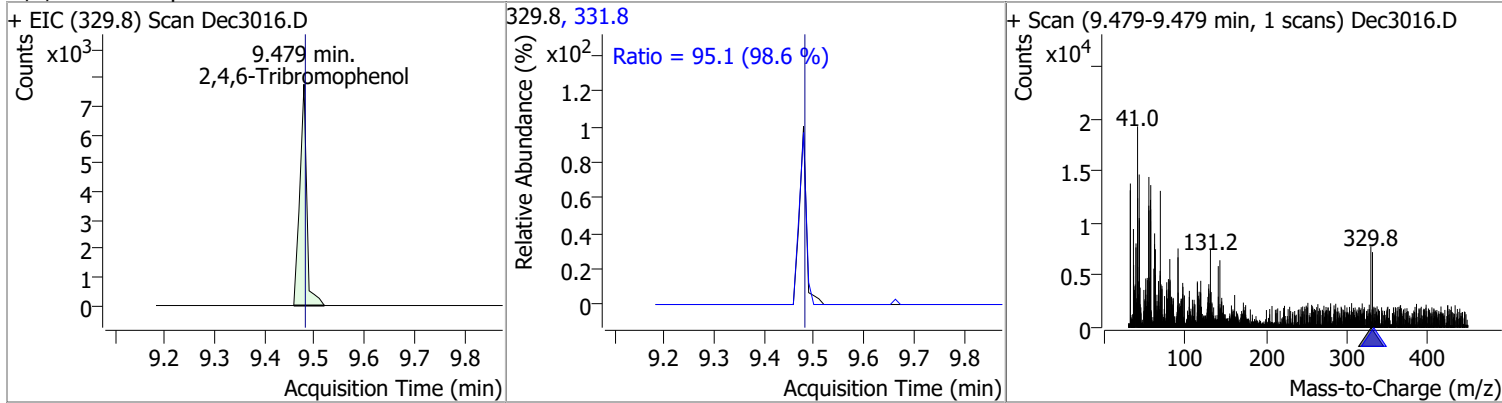


| Compound | Conc. | Exp RT | QIon | Exp Ratio | QIon | Exp Ratio |
|------------|-------|--------|------|-----------|-------|-----------|
| Azobenzene | N.D. | 9.41 | 51.0 | 49.7 | 182.0 | 23.1 |

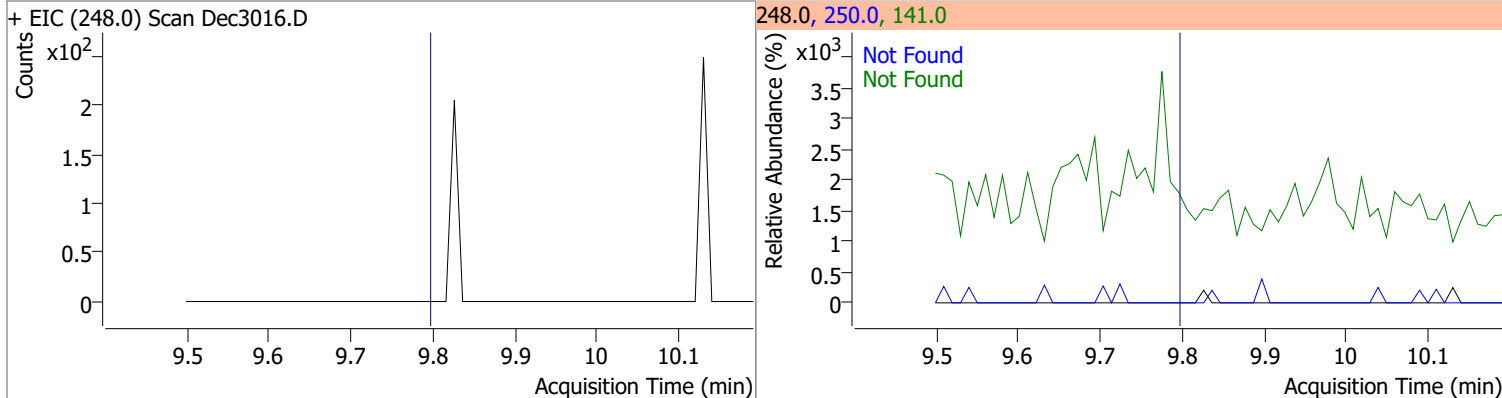


Quantitation Results Report (QT Reviewed)

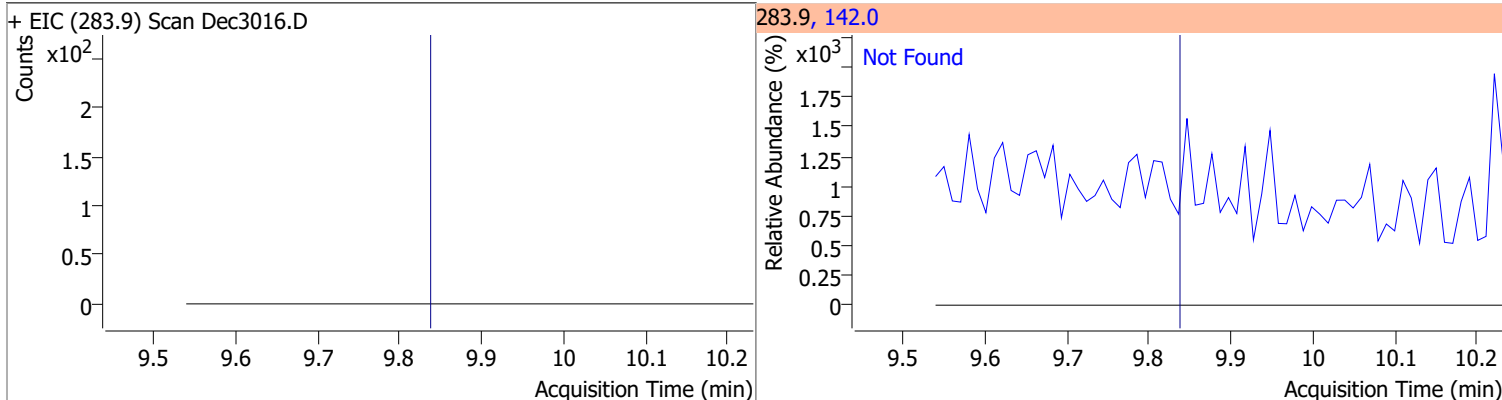
| Compound | Conc. | RT | Dev(Min) | Resp. | QIon | QRatio | Lower | Upper |
|----------------------|--------|------|----------|-------|-------|--------|-------|-------|
| 2,4,6-Tribromophenol | 9.8884 | 9.48 | 0.00 | 7505 | 331.8 | 95.1 | 67.5 | 125.3 |



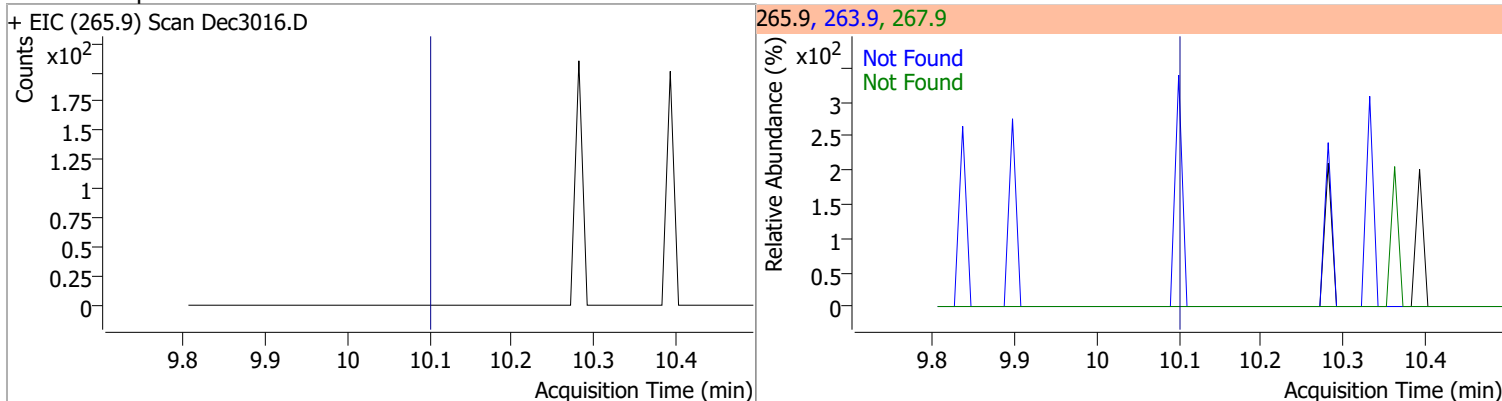
| Compound | Conc. | Exp RT | QIon | Exp Ratio | QIon | Exp Ratio |
|---------------------------|-------|--------|-------|-----------|-------|-----------|
| 4-Bromophenyl-phenylether | N.D. | 9.80 | 141.0 | 109.8 | 250.0 | 97.9 |



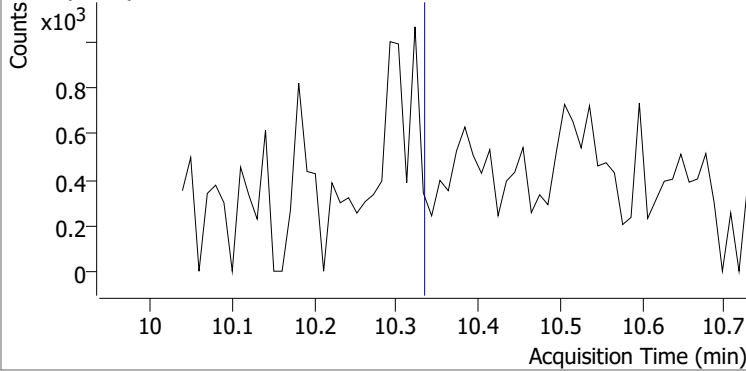
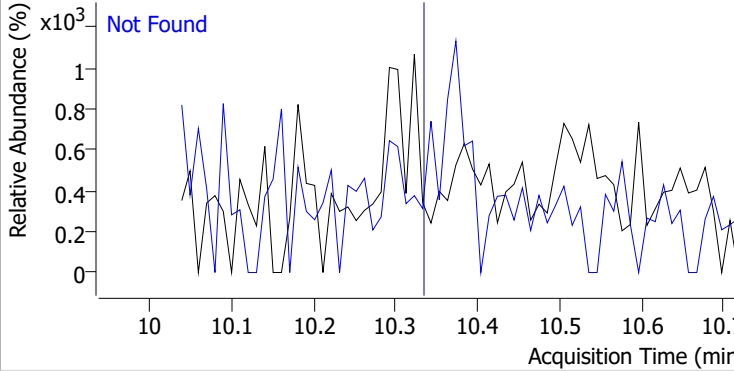
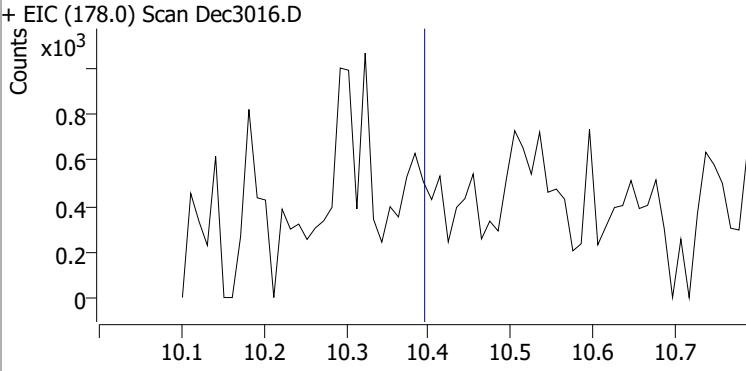
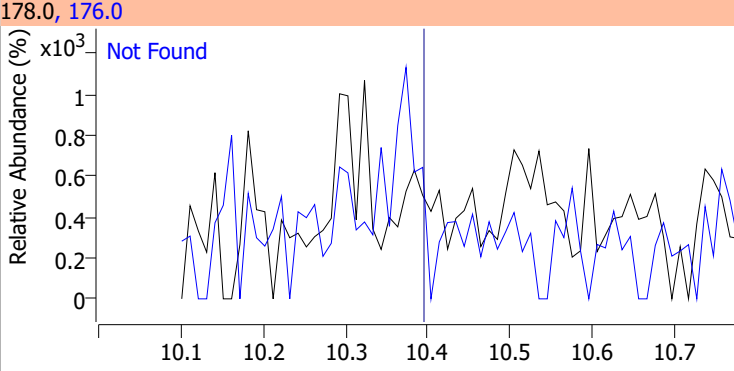
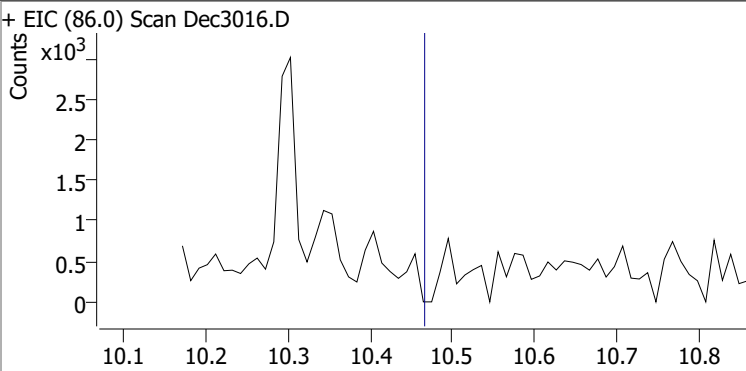
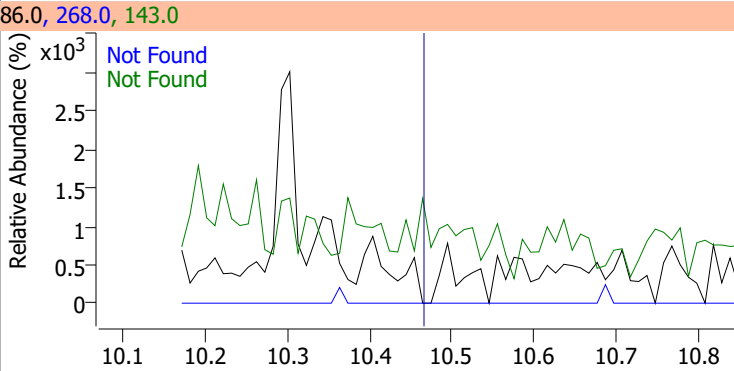
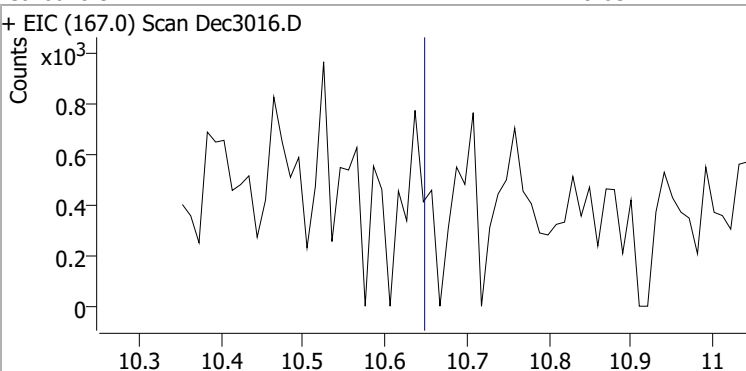
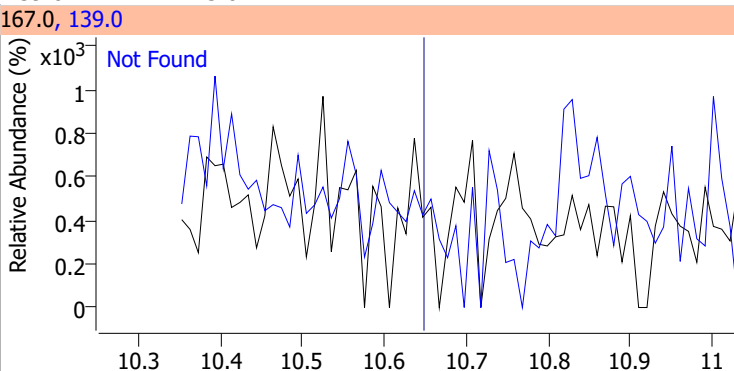
| Compound | Conc. | Exp RT | QIon | Exp Ratio |
|-------------------|-------|--------|-------|-----------|
| Hexachlorobenzene | N.D. | 9.84 | 142.0 | 64.6 |



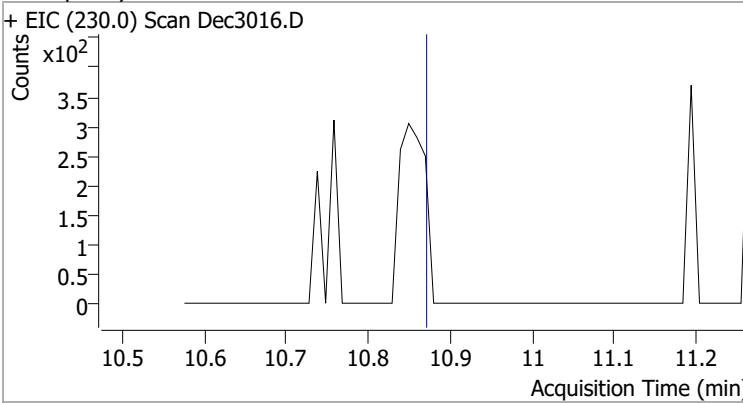
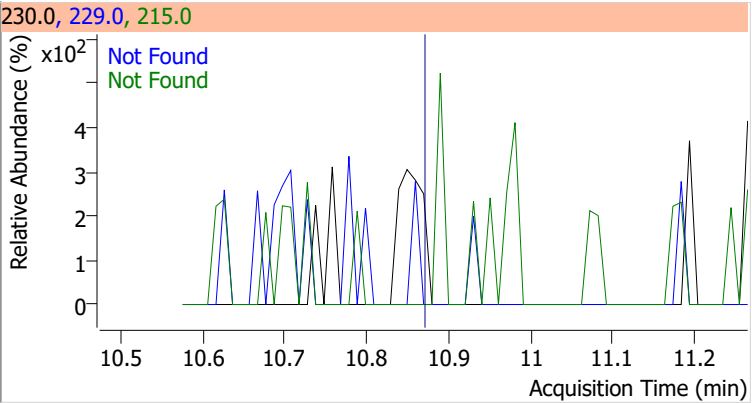
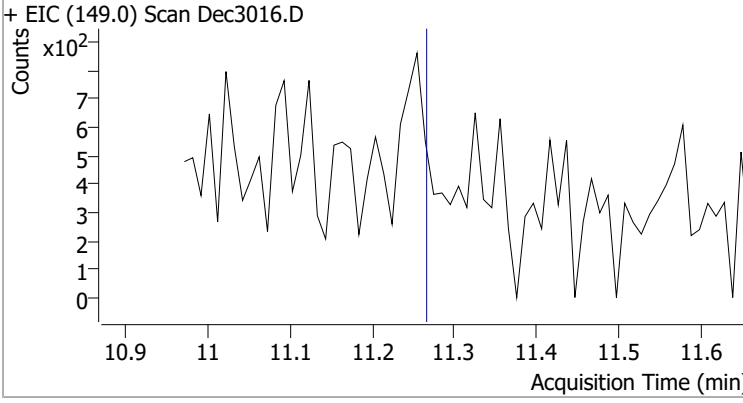
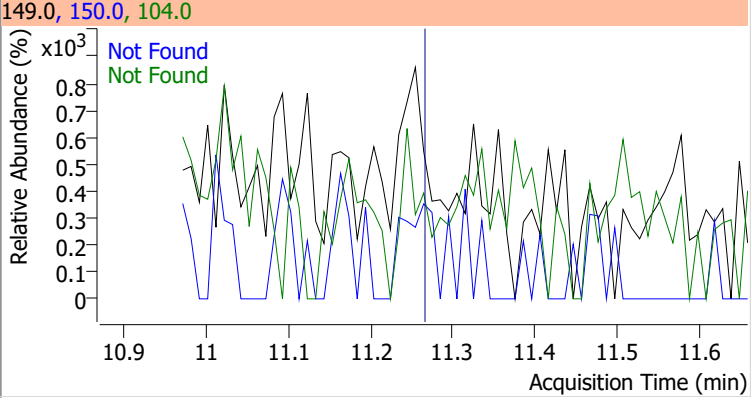
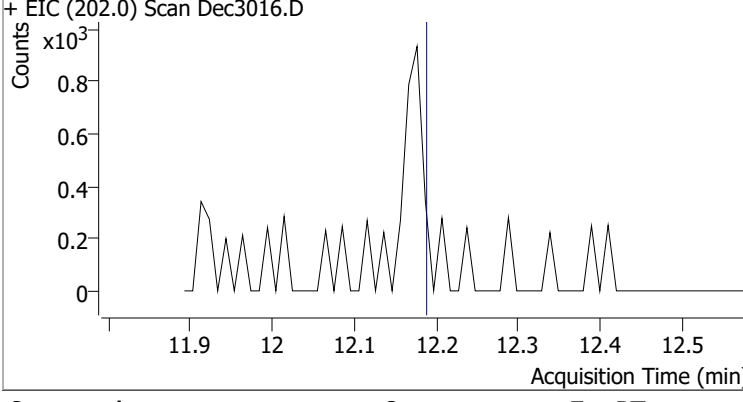
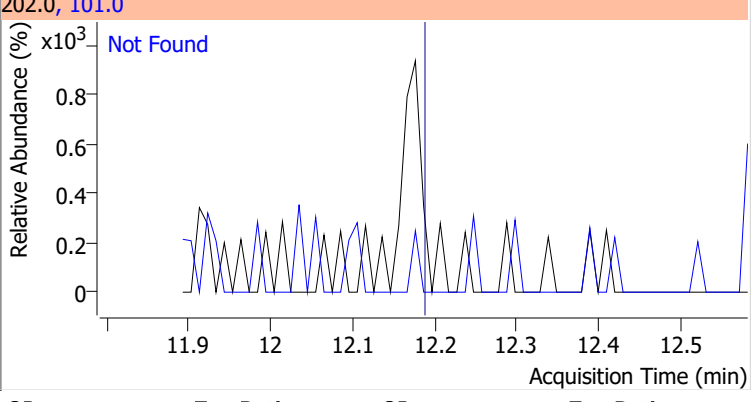
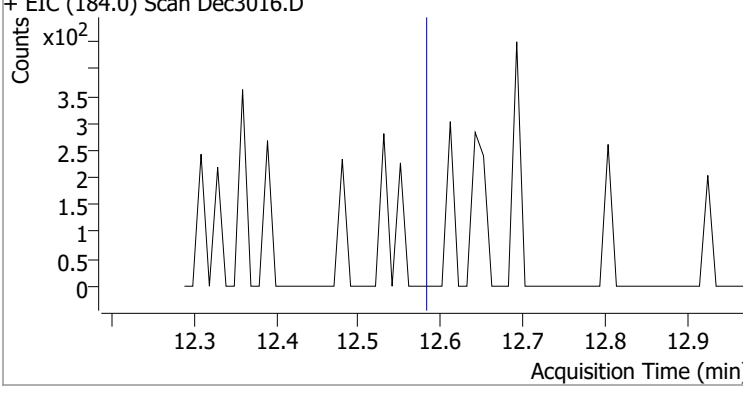
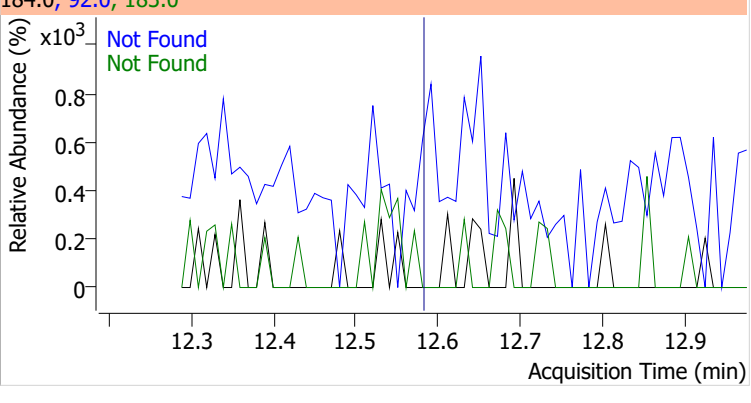
| Compound | Conc. | Exp RT | QIon | Exp Ratio | QIon | Exp Ratio |
|-------------------|-------|--------|-------|-----------|-------|-----------|
| Pentachlorophenol | N.D. | 10.10 | 263.9 | 62.0 | 267.9 | 61.9 |



Quantitation Results Report (QT Reviewed)

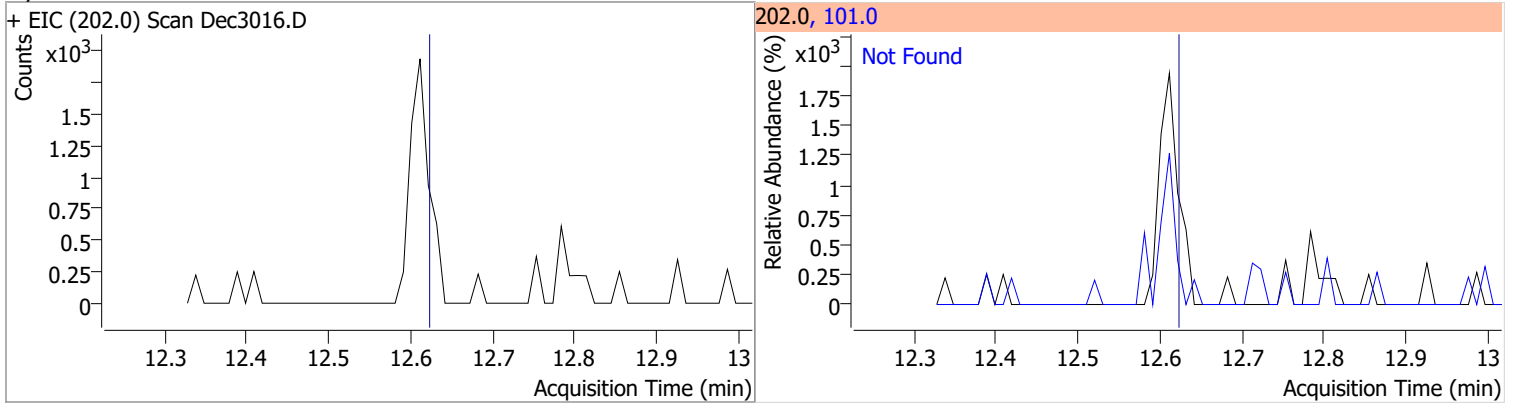
| Compound | Conc. | Exp RT | QIon | Exp Ratio | | |
|--|--|--------|--------------------|-----------|------|-----------|
| Phenanthrene | N.D. | 10.33 | 176.0 | 19.7 | | |
| + EIC (178.0) Scan Dec3016.D | | | 178.0, 176.0 | | | |
|  |  | | | | | |
| Anthracene | N.D. | 10.39 | 176.0 | 18.3 | | |
| + EIC (178.0) Scan Dec3016.D | | | 178.0, 176.0 | | | |
|  |  | | | | | |
| Triallate | N.D. | 10.46 | 143.0 | 22.0 | QIon | Exp Ratio |
| + EIC (86.0) Scan Dec3016.D | | | 86.0, 268.0, 143.0 | | | |
|  |  | | | | | |
| Carbazole | N.D. | 10.65 | 139.0 | 13.0 | | |
| + EIC (167.0) Scan Dec3016.D | | | 167.0, 139.0 | | | |
|  |  | | | | | |

Quantitation Results Report (QT Reviewed)

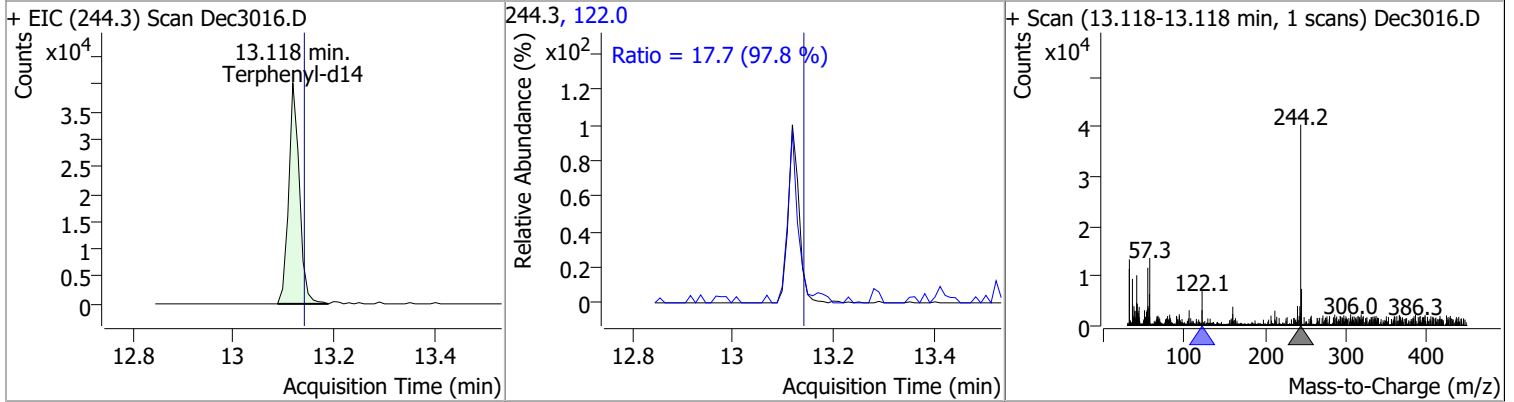
| Compound | Conc. | Exp RT | QIon | Exp Ratio | QIon | Exp Ratio |
|--|-------|--------|--|-----------|-------|-----------|
| o-Terphenyl | N.D. | 10.87 | 229.0 | 67.7 | 215.0 | 38.2 |
| + EIC (230.0) Scan Dec3016.D | | | 230.0, 229.0, 215.0 | | | |
|  | | |  | | | |
| Di-n-Butylphthalate | N.D. | 11.26 | 150.0 | 9.1 | 104.0 | 6.2 |
| + EIC (149.0) Scan Dec3016.D | | | 149.0, 150.0, 104.0 | | | |
|  | | |  | | | |
| Fluoranthene | N.D. | 12.19 | 101.0 | 15.0 | | |
| + EIC (202.0) Scan Dec3016.D | | | 202.0, 101.0 | | | |
|  | | |  | | | |
| Benzidine | N.D. | 12.58 | 183.0 | 11.5 | 92.0 | 9.0 |
| + EIC (184.0) Scan Dec3016.D | | | 184.0, 92.0, 183.0 | | | |
|  | | |  | | | |

Quantitation Results Report (QT Reviewed)

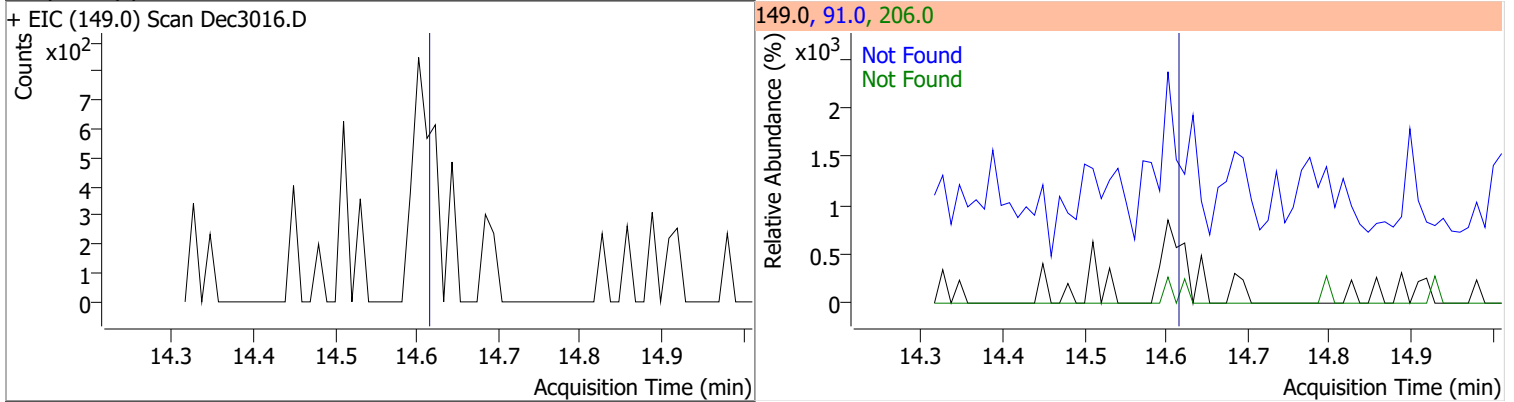
| Compound | Conc. | Exp RT | QIon | Exp Ratio |
|----------|-------|--------|-------|-----------|
| Pyrene | N.D. | 12.62 | 101.0 | 18.5 |



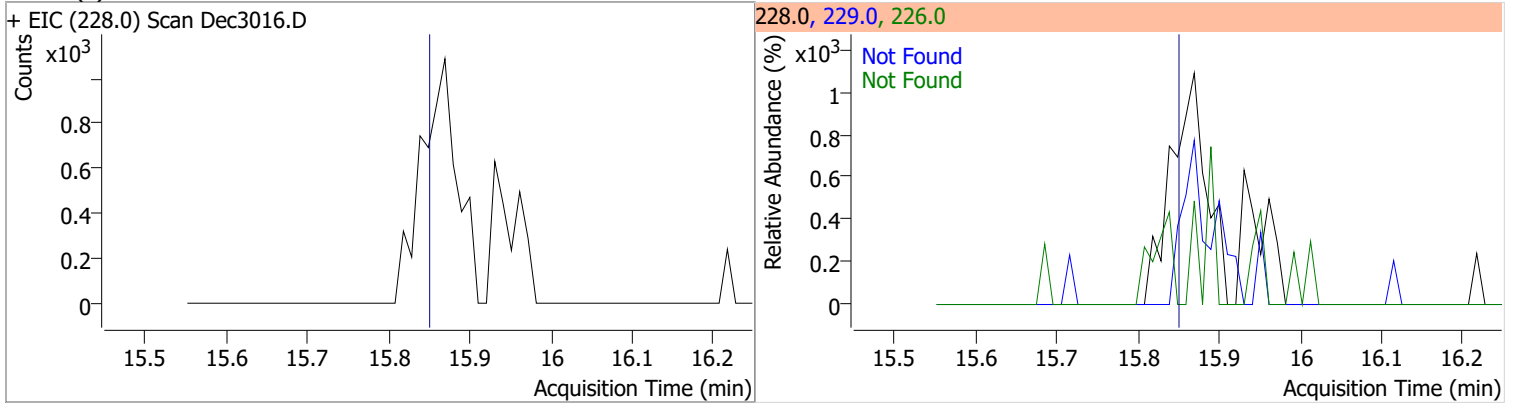
| Compound | Conc. | RT | Dev(Min) | Resp. | QIon | QRatio | Lower | Upper |
|---------------|--------|-------|----------|-------|-------|--------|-------|-------|
| Terphenyl-d14 | 4.0428 | 13.12 | -0.02 | 59538 | 122.0 | 17.7 | 12.7 | 23.5 |



| Compound | Conc. | Exp RT | QIon | Exp Ratio | QIon | Exp Ratio |
|----------------------|-------|--------|------|-----------|-------|-----------|
| Butylbenzylphthalate | N.D. | 14.63 | 91.0 | 94.6 | 206.0 | 14.9 |

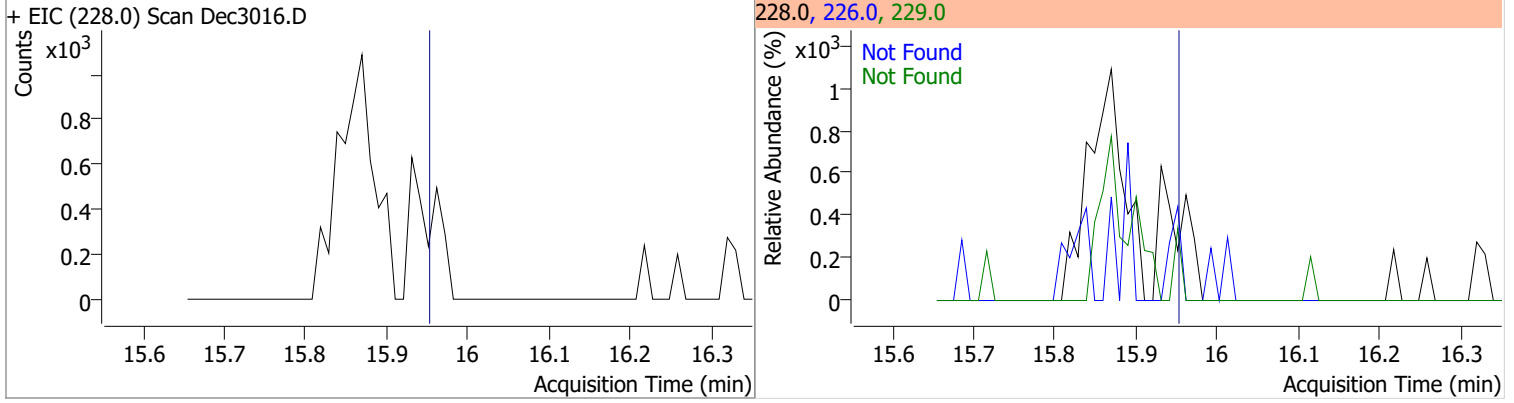


| Compound | Conc. | Exp RT | QIon | Exp Ratio | QIon | Exp Ratio |
|--------------------|-------|--------|-------|-----------|-------|-----------|
| Benzo(a)Anthracene | N.D. | 15.87 | 226.0 | 26.7 | 229.0 | 21.3 |

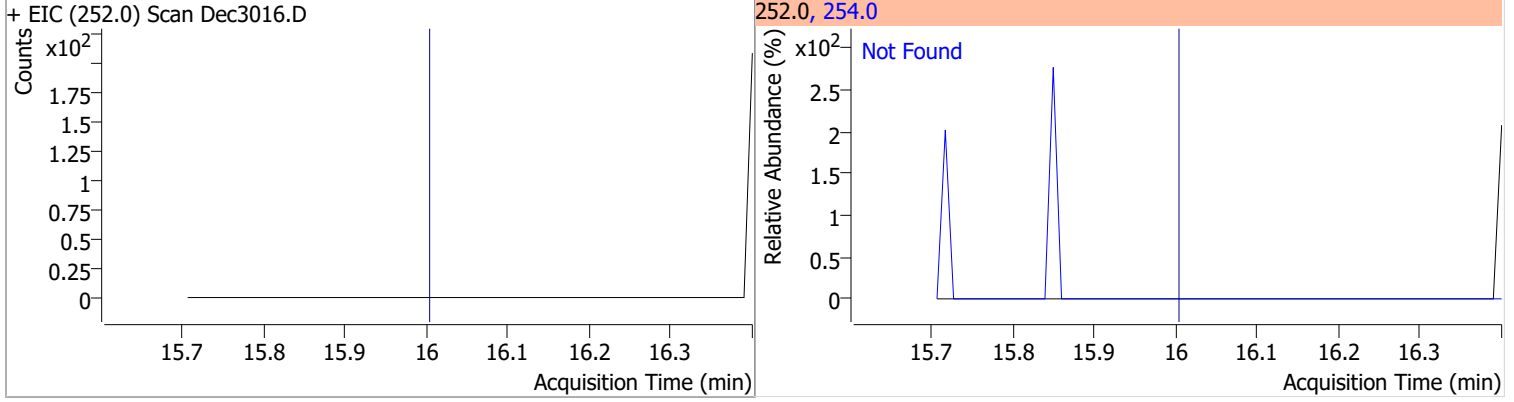


Quantitation Results Report (QT Reviewed)

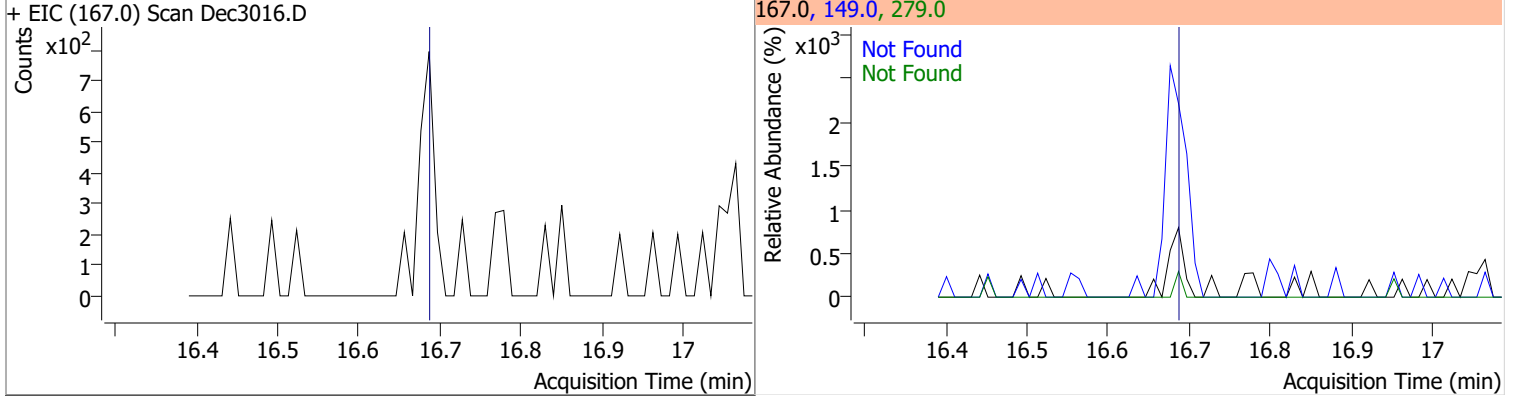
| Compound | Conc. | Exp RT | QIon | Exp Ratio | QIon | Exp Ratio |
|----------|-------|--------|-------|-----------|-------|-----------|
| Chrysene | N.D. | 15.97 | 226.0 | 30.6 | 229.0 | 20.9 |



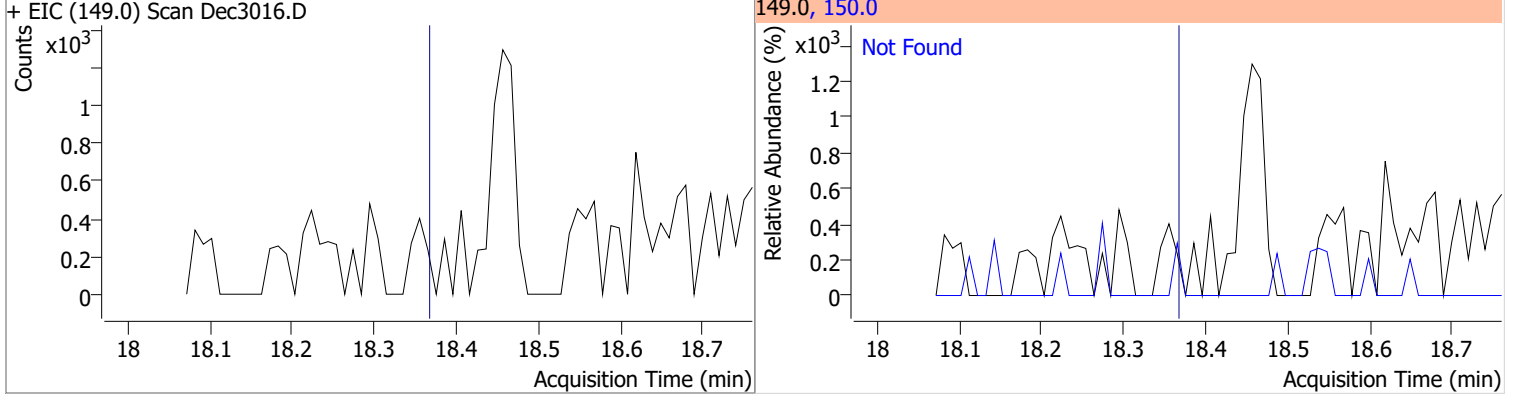
| Compound | Conc. | Exp RT | QIon | Exp Ratio |
|-----------------------|-------|--------|-------|-----------|
| 3,3-Dichlorobenzidine | N.D. | 16.02 | 254.0 | 62.0 |



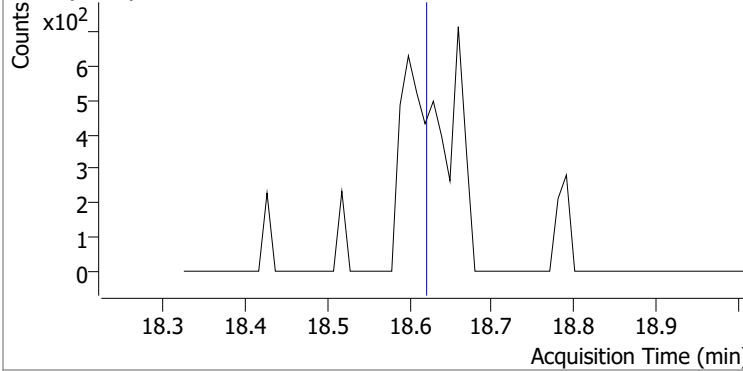
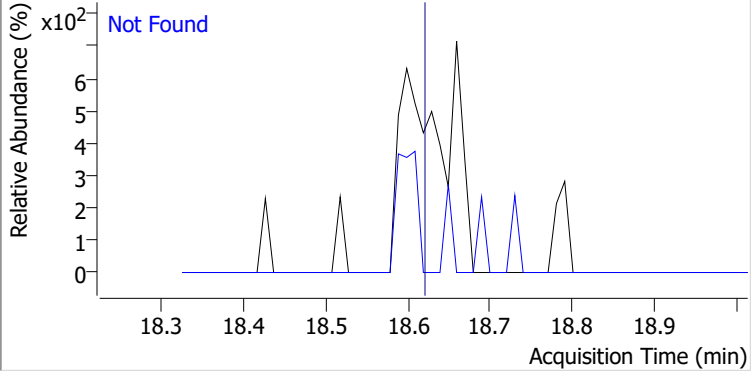
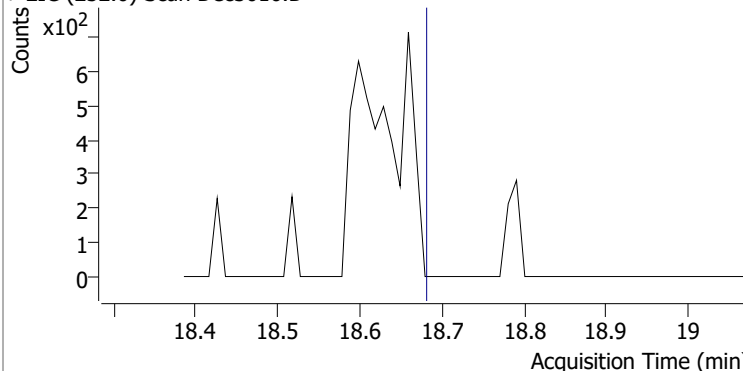
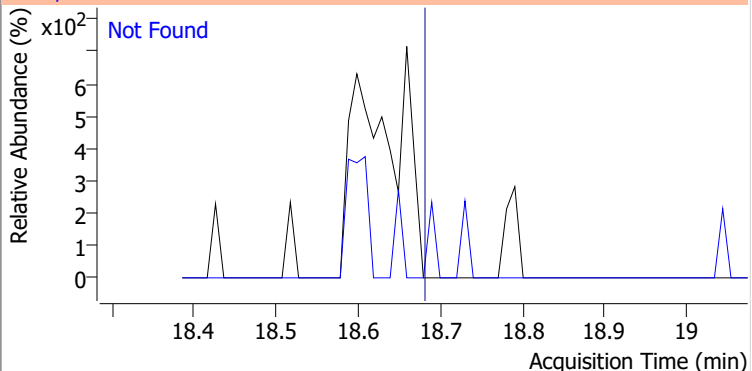
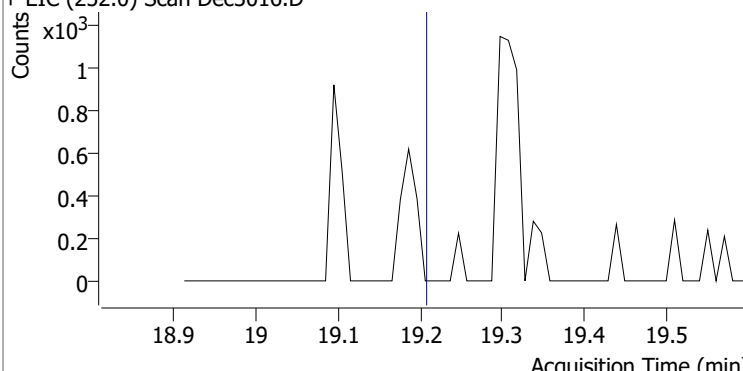
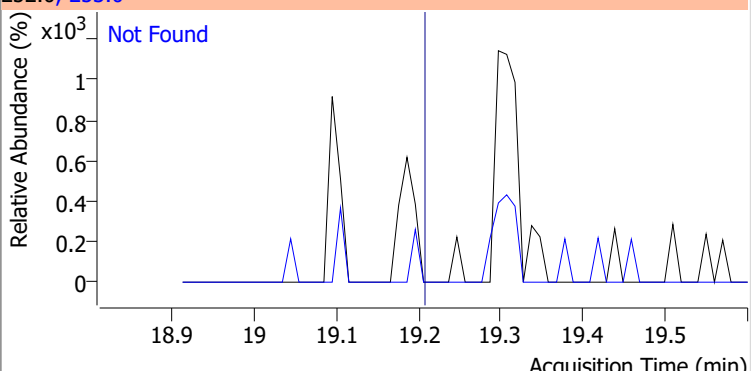
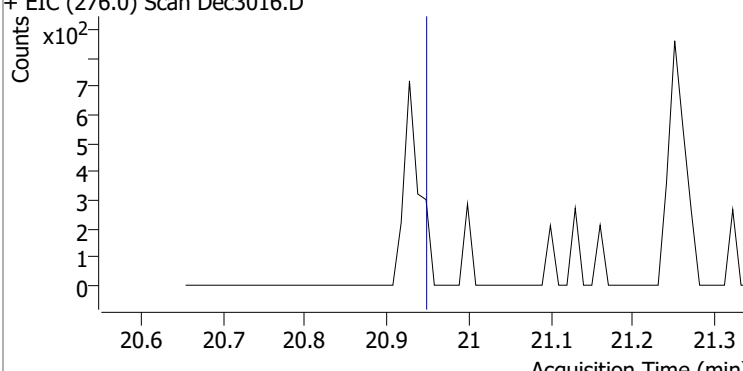
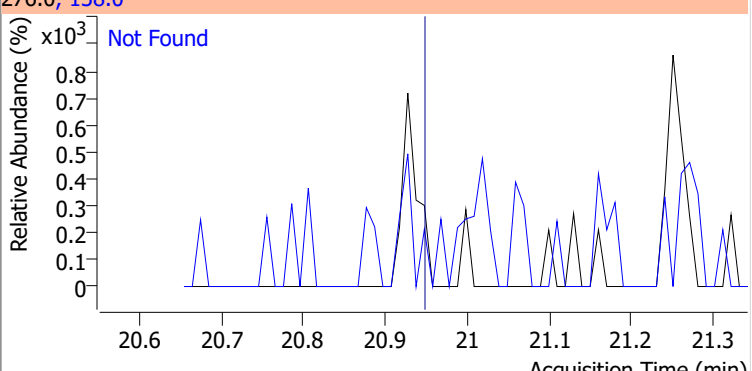
| Compound | Conc. | Exp RT | QIon | Exp Ratio | QIon | Exp Ratio |
|----------------------------|-------|--------|-------|-----------|-------|-----------|
| bis(2-ethylhexyl)Phthalate | N.D. | 16.71 | 149.0 | 421.6 | 279.0 | 11.2 |



| Compound | Conc. | Exp RT | QIon | Exp Ratio |
|----------------------|-------|--------|-------|-----------|
| Di-n-octyl Phthalate | N.D. | 18.38 | 150.0 | 9.7 |

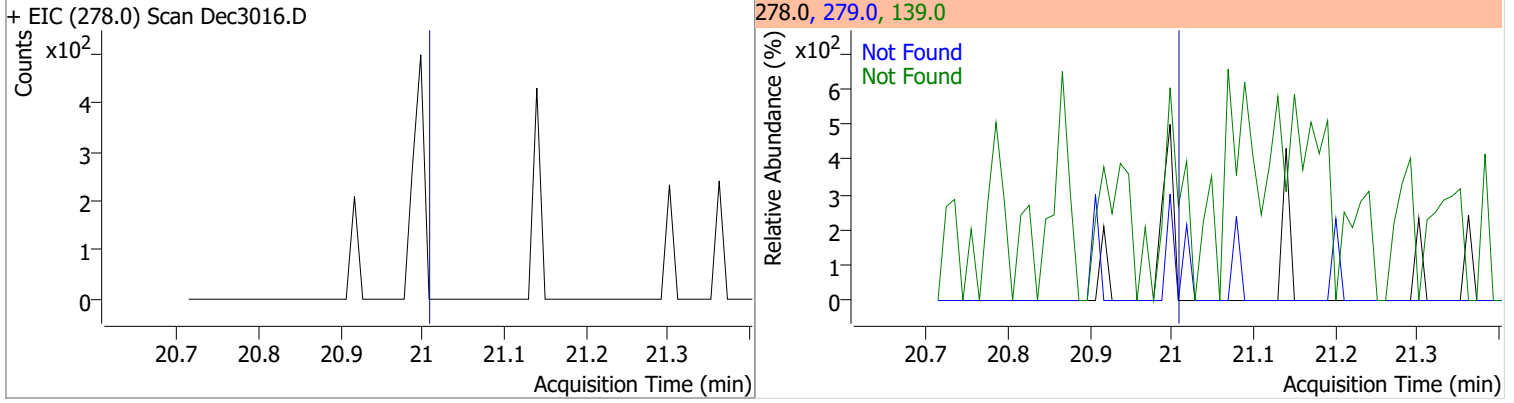


Quantitation Results Report (QT Reviewed)

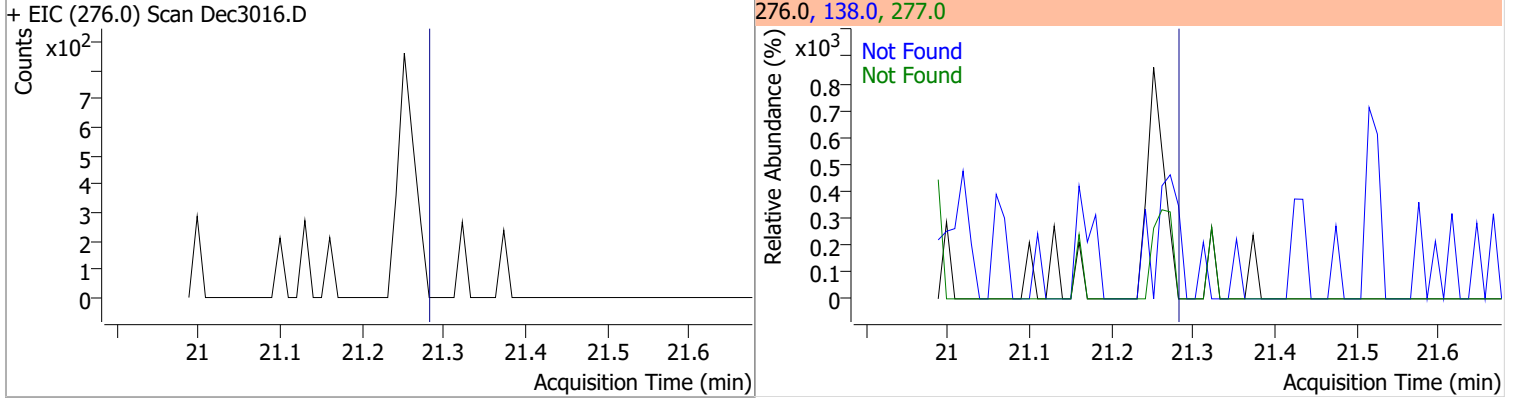
| Compound | Conc. | Exp RT | QIon | Exp Ratio |
|--|-------|--------|--|-----------|
| Benzo(b)fluoranthene | N.D. | 18.63 | 253.0 | 21.4 |
| + EIC (252.0) Scan Dec3016.D | | | 252.0, 253.0 | |
|  | | |  | |
| Benzo(k)fluoranthene | N.D. | 18.69 | 253.0 | 21.7 |
| + EIC (252.0) Scan Dec3016.D | | | 252.0, 253.0 | |
|  | | |  | |
| Benzo(a)pyrene | N.D. | 19.22 | 253.0 | 22.9 |
| + EIC (252.0) Scan Dec3016.D | | | 252.0, 253.0 | |
|  | | |  | |
| Indeno(1,2,3-c,d)pyrene | N.D. | 20.96 | 138.0 | 39.1 |
| + EIC (276.0) Scan Dec3016.D | | | 276.0, 138.0 | |
|  | | |  | |

Quantitation Results Report (QT Reviewed)

| Compound | Conc. | Exp RT | QIon | Exp Ratio | QIon | Exp Ratio |
|------------------------|-------|--------|-------|-----------|-------|-----------|
| Dibenzo(a,h)anthracene | N.D. | 21.02 | 139.0 | 30.6 | 279.0 | 24.6 |

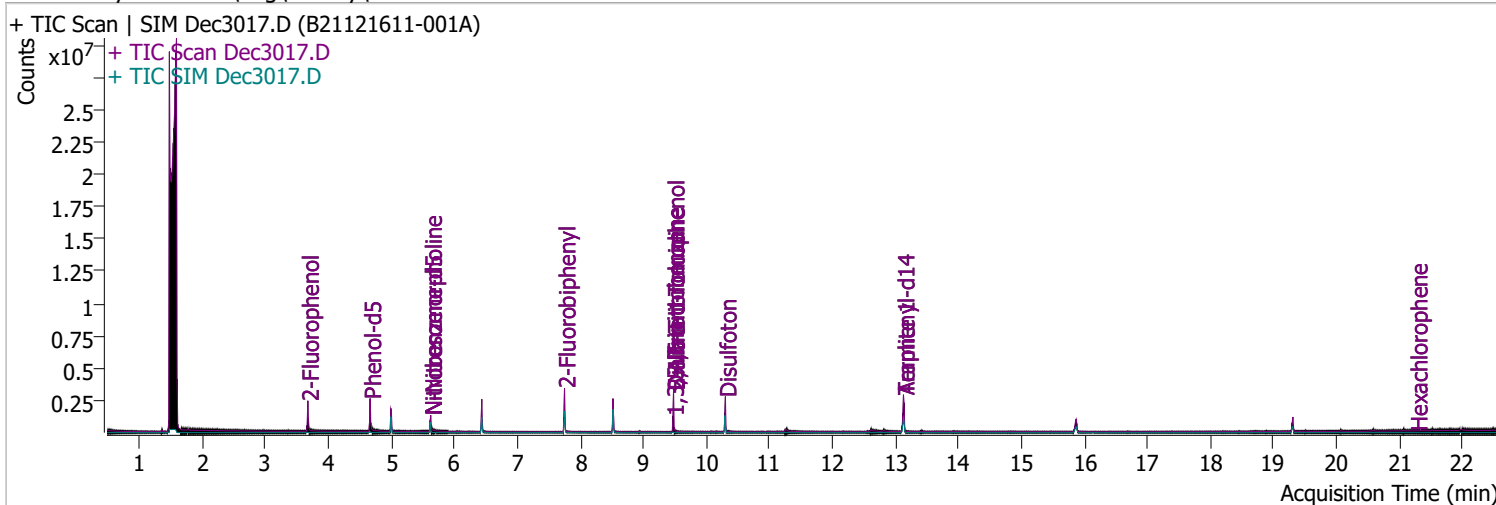


| Compound | Conc. | Exp RT | QIon | Exp Ratio | QIon | Exp Ratio |
|----------------------|-------|--------|-------|-----------|-------|-----------|
| Benzo(g,h,i)perylene | N.D. | 21.29 | 138.0 | 41.5 | 277.0 | 23.8 |



Quantitation Results Report (QT Reviewed)

| | | | |
|----------------|----------------------------|-------------------|------------------------|
| Data File | Dec3017.D | Operator | LIMS import |
| Acq. Method | BNA+SIM.M | Acq. Date-Time | 12/30/2021 8:51:15 PM |
| Sample Name | B21121611-001A | Instrument | Instrument #1 |
| Vial | 17 | Multiplier | 1.00 |
| DA Method File | 122821 bna 1 CAL.batch.bin | Comment | SVOC-8270-W |
| Tune File | dftppdsm.u | Tune Date | 11/24/2021 11:15:00 AM |
| Batch Name | 123021 bna 1.batch.bin | Last Calib Update | 1/3/2022 10:10:10 AM |
| Ref Library | D:\Org\Library\NIST129K.I | | |



| Compound | RT | QIon | Resp. | Conc. | Units | Dev(Min) |
|----------|----|------|-------|-------|-------|----------|
|----------|----|------|-------|-------|-------|----------|

Internal Standards

System Monitoring Compounds

| | | | | | | |
|------------------------|----------------------|-------|---------|-------------------|------|--------|
| S 2-Fluorophenol | 3.674 | 112.0 | 647124 | 79.7974 | µg/L | -0.031 |
| Spiked Amount: 200.000 | Range: 10.0 - 75.0% | | | Recovery = 39.90% | | |
| S Phenol-d5 | 4.664 | 99.0 | 751497 | 63.1275 | µg/L | -0.020 |
| Spiked Amount: 200.000 | Range: 10.0 - 65.0% | | | Recovery = 31.56% | | |
| S Nitrobenzene-d5 | 5.624 | 82.0 | 300396 | 51.4068 | µg/L | 0.000 |
| Spiked Amount: 100.000 | Range: 32.0 - 94.0% | | | Recovery = 51.41% | | |
| S 2-Fluorobiphenyl | 7.749 | 172.0 | 1021987 | 53.4958 | µg/L | 0.000 |
| Spiked Amount: 100.000 | Range: 28.0 - 107.0% | | | Recovery = 53.50% | | |
| S 2,4,6-Tribromophenol | 9.479 | 329.8 | 188516 | 199.5674 | µg/L | 0.000 |
| Spiked Amount: 200.000 | Range: 25.0 - 140.0% | | | Recovery = 99.78% | | |
| S Terphenyl-d14 | 13.128 | 244.3 | 1407767 | 95.2832 | µg/L | -0.010 |
| Spiked Amount: 100.000 | Range: 32.0 - 122.0% | | | Recovery = 95.28% | | |

Target Compounds

| Compound | RT | QIon | Resp. | Conc. | Units | Dev(Min) | QValue |
|-------------------------------|-------|------|-------|-------|-------|----------|--------|
| T N-Nitrosodimethylamine | 0.000 | | 0 | N.D. | | | |
| T Pyridine | 0.000 | | 0 | N.D. | | | |
| T Aniline | 0.000 | | 0 | N.D. | | | |
| T Phenol | 0.000 | | 0 | N.D. | | | |
| T bis(-2-Chloroethyl)Ether | 0.000 | | 0 | N.D. | | | |
| T 2-Chlorophenol | 0.000 | | 0 | N.D. | | | |
| T 1,3-Dichlorobenzene | 0.000 | | 0 | N.D. | | | |
| T 1,4-Dichlorobenzene | 0.000 | | 0 | N.D. | | | |
| T 1,2-Dichlorobenzene | 0.000 | | 0 | N.D. | | | |
| T Benzyl Alcohol | 0.000 | | 0 | N.D. | | | |
| T bis(2-chloroisopropyl)Ether | 0.000 | | 0 | N.D. | | | |
| T 2-Methylphenol | 0.000 | | 0 | N.D. | | | |
| T N-nitroso-Di-n-propylamine | 5.624 | 70.0 | 0 | | µg/L | md | 1 |
| T 4Methylphenol/3Methylphenol | 0.000 | | 0 | N.D. | | | |
| T Hexachloroethane | 0.000 | | 0 | N.D. | | | |

Quantitation Results Report (QT Reviewed)

| Compound | RT | QIon | Resp. | Conc. | Units | Dev(Min) |
|-------------------------------|-------|-------|-------|-------|---------|----------|
| T Nitrobenzene | 0.000 | | 0 | N.D. | | |
| T Isophorone | 0.000 | | 0 | N.D. | | |
| T 2-Nitrophenol | 0.000 | | 0 | N.D. | | |
| T 2,4-Dimethylphenol | 0.000 | | 0 | N.D. | | |
| T bis(-2-Chloroethoxy)Methane | 0.000 | | 0 | N.D. | | |
| T Benzoic Acid | 0.000 | | 0 | N.D. | | |
| T 2,4-Dichlorophenol | 0.000 | | 0 | N.D. | | |
| T 1,2,4-Trichlorobenzene | 0.000 | | 0 | N.D. | | |
| T Naphthalene | 0.000 | | 0 | N.D. | | |
| T 4-Chlorophenol | 0.000 | | 0 | N.D. | | |
| T p-Chloroaniline | 0.000 | | 0 | N.D. | | |
| T Hexachlorobutadiene | 0.000 | | 0 | N.D. | | |
| T 4-Chloro-2-Methylphenol | 0.000 | | 0 | N.D. | | |
| T 4-Chloro-3-Methylphenol | 0.000 | | 0 | N.D. | | |
| T 2-Methylnaphthalene | 0.000 | | 0 | N.D. | | |
| T 1-Methylnaphthalene | 0.000 | | 0 | N.D. | | |
| T Hexachlorocyclopentadiene | 0.000 | | 0 | N.D. | | |
| T 2,4,6-Trichlorophenol | 0.000 | | 0 | N.D. | | |
| T 2,4,5-Trichlorophenol | 0.000 | | 0 | N.D. | | |
| T 2-Chloronaphthalene | 0.000 | | 0 | N.D. | | |
| T 2-Nitroaniline | 0.000 | | 0 | N.D. | | |
| T Dimethyl Phthalate | 8.517 | 163.0 | 0 | | µg/L md | 1 |
| T 2,6-Dinitrotoluene | 8.517 | 165.0 | 0 | | µg/L md | 1 |
| T Acenaphthylene | 0.000 | | 0 | N.D. | | |
| T 3-Nitroaniline | 0.000 | | 0 | N.D. | | |
| T Acenaphthene | 0.000 | | 0 | N.D. | | |
| T 2,4-Dinitrophenol | 0.000 | | 0 | N.D. | | |
| T Dibenzofuran | 0.000 | | 0 | N.D. | | |
| T 4-Nitrophenol | 0.000 | | 0 | N.D. | | |
| T 2,4-Dinitrotoluene | 0.000 | | 0 | N.D. | | |
| T Diethylphthalate | 0.000 | | 0 | N.D. | | |
| T Fluorene | 0.000 | | 0 | N.D. | | |
| T 4-Chlorophenyl-phenylether | 0.000 | | 0 | N.D. | | |
| T 4-Nitroaniline | 0.000 | | 0 | N.D. | | |
| T 4,6-Dinitro-2-methylphenol | 0.000 | | 0 | N.D. | | |
| T N-nitrosodiphenylamine | 0.000 | | 0 | N.D. | | |
| T Azobenzene | 0.000 | | 0 | N.D. | | |
| T 4-Bromophenyl-phenylether | 0.000 | | 0 | N.D. | | |
| T Hexachlorobenzene | 0.000 | | 0 | N.D. | | |
| T Pentachlorophenol | 0.000 | | 0 | N.D. | | |
| T Phenanthrene | 0.000 | | 0 | N.D. | | |
| T Anthracene | 0.000 | | 0 | N.D. | | |
| T Triallate | 0.000 | | 0 | N.D. | | |
| T Carbazole | 0.000 | | 0 | N.D. | | |
| T o-Terphenyl | 0.000 | | 0 | N.D. | | |
| T Di-n-Butylphthalate | 0.000 | | 0 | N.D. | | |
| T Fluoranthene | 0.000 | | 0 | N.D. | | |
| T Benzidine | 0.000 | | 0 | N.D. | | |
| T Pyrene | 0.000 | | 0 | N.D. | | |
| T Butylbenzylphthalate | 0.000 | | 0 | N.D. | | |
| T Benzo(a)Anthracene | 0.000 | | 0 | N.D. | | |
| T Chrysene | 0.000 | | 0 | N.D. | | |
| T 3,3-Dichlorobenzidine | 0.000 | | 0 | N.D. | | |
| T bis(2-ethylhexyl)Phthalate | 0.000 | | 0 | N.D. | | |
| T Di-n-octyl Phthalate | 0.000 | | 0 | N.D. | | |

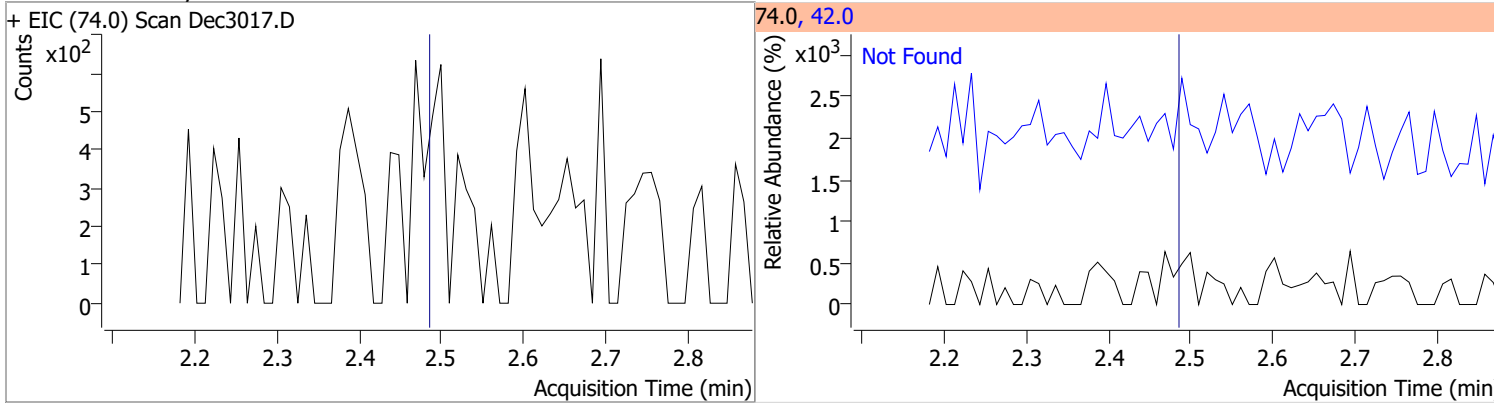
Quantitation Results Report (QT Reviewed)

| Compound | RT | QIon | Resp. | Conc. | Units | Dev(Min) |
|---------------------------|-------|------|-------|-------|-------|----------|
| T Benzo(b)fluoranthene | 0.000 | | 0 | N.D. | | |
| T Benzo(k)fluoranthene | 0.000 | | 0 | N.D. | | |
| T Benzo(a)pyrene | 0.000 | | 0 | N.D. | | |
| T Indeno(1,2,3-c,d)pyrene | 0.000 | | 0 | N.D. | | |
| T Dibenzo(a,h)anthracene | 0.000 | | 0 | N.D. | | |
| T Benzo(g,h,i)perylene | 0.000 | | 0 | N.D. | | |

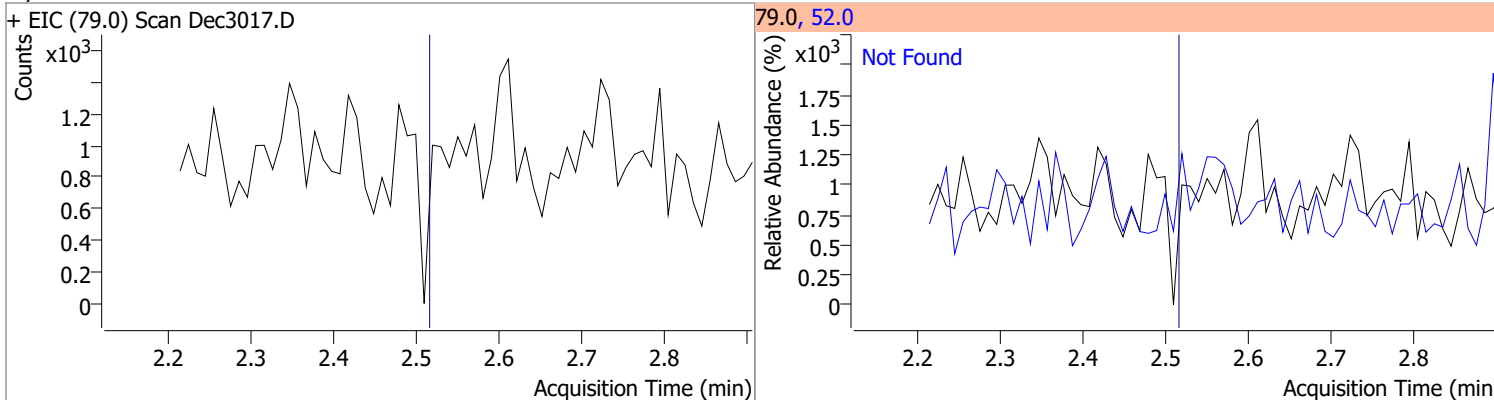
(#) = Qualifier Out of Range; (m) = Manual Integration; (+) = Area Summed; (*) = Surrogate Percent Recovery Out of Range; (d): Zeroed Peak

Quantitation Results Report (QT Reviewed)

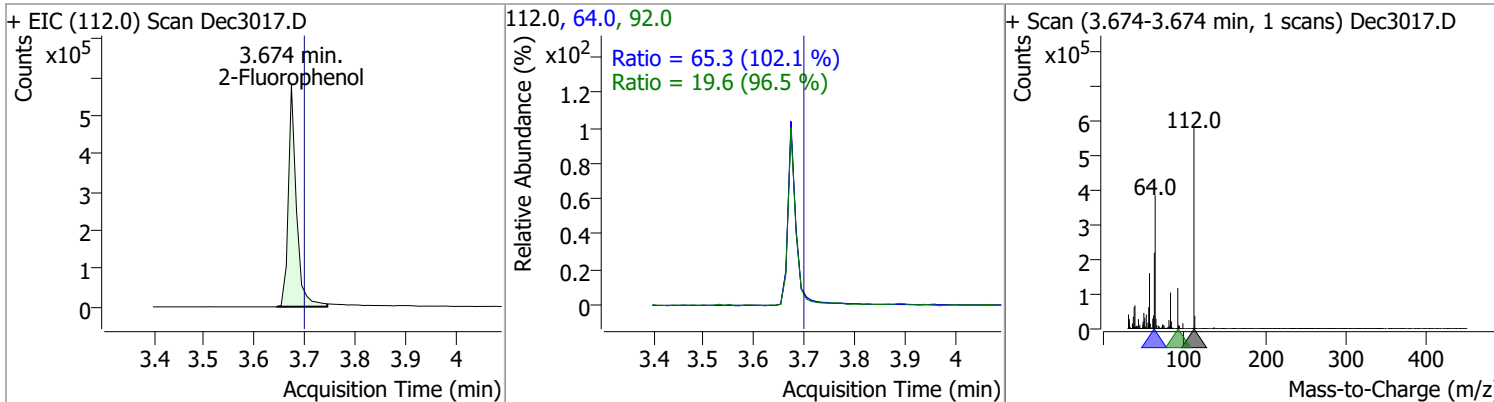
| Compound | Conc. | Exp RT | QIon | Exp Ratio |
|------------------------|-------|--------|------|-----------|
| N-Nitrosodimethylamine | N.D. | 2.49 | 42.0 | 184.8 |



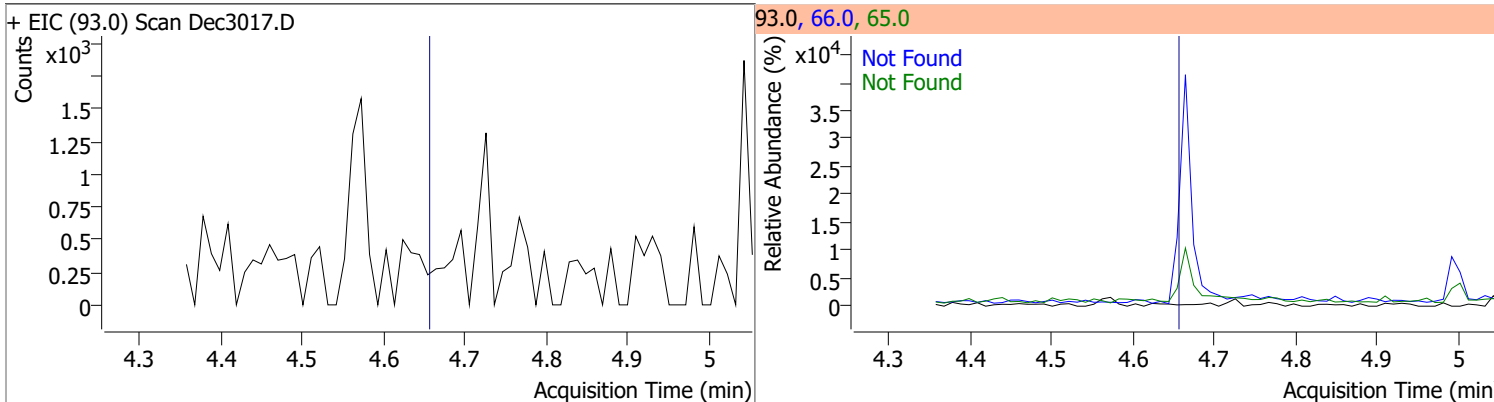
| Compound | Conc. | Exp RT | QIon | Exp Ratio |
|----------|-------|--------|------|-----------|
| Pyridine | N.D. | 2.52 | 52.0 | 135.8 |



| Compound | Conc. | RT | Dev(Min) | Resp. | QIon | QRatio | Lower | Upper |
|----------------|---------|------|----------|--------|------|--------|-------|-------|
| 2-Fluorophenol | 79.7974 | 3.67 | -0.03 | 647124 | 64.0 | 65.3 | 44.8 | 83.2 |
| | | | | | 92.0 | 19.6 | 14.2 | 26.4 |

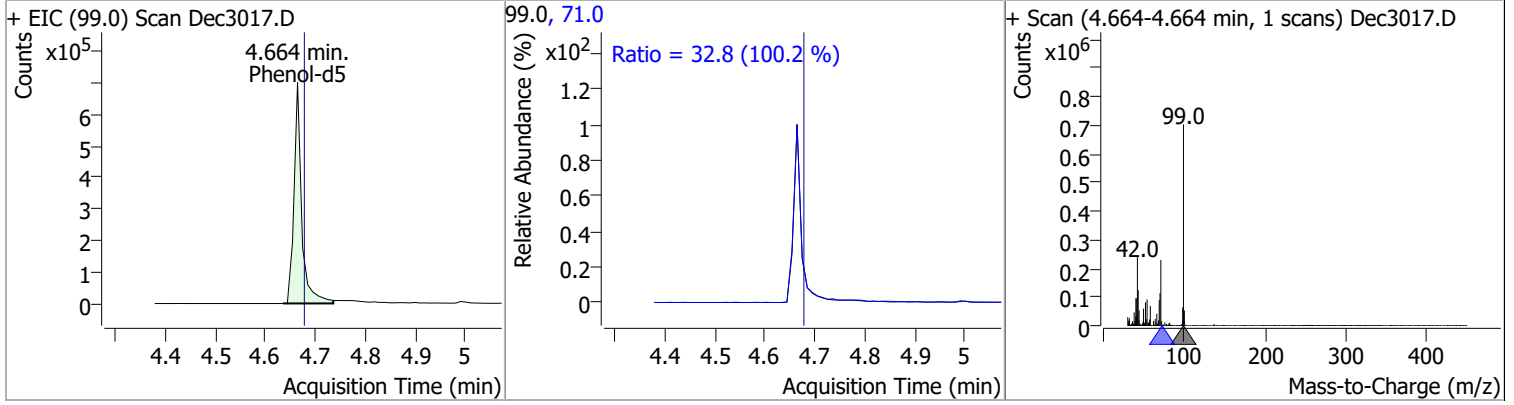


| Compound | Conc. | Exp RT | QIon | Exp Ratio | QIon | Exp Ratio |
|----------|-------|--------|------|-----------|------|-----------|
| Aniline | N.D. | 4.66 | 66.0 | 41.6 | 65.0 | 23.1 |

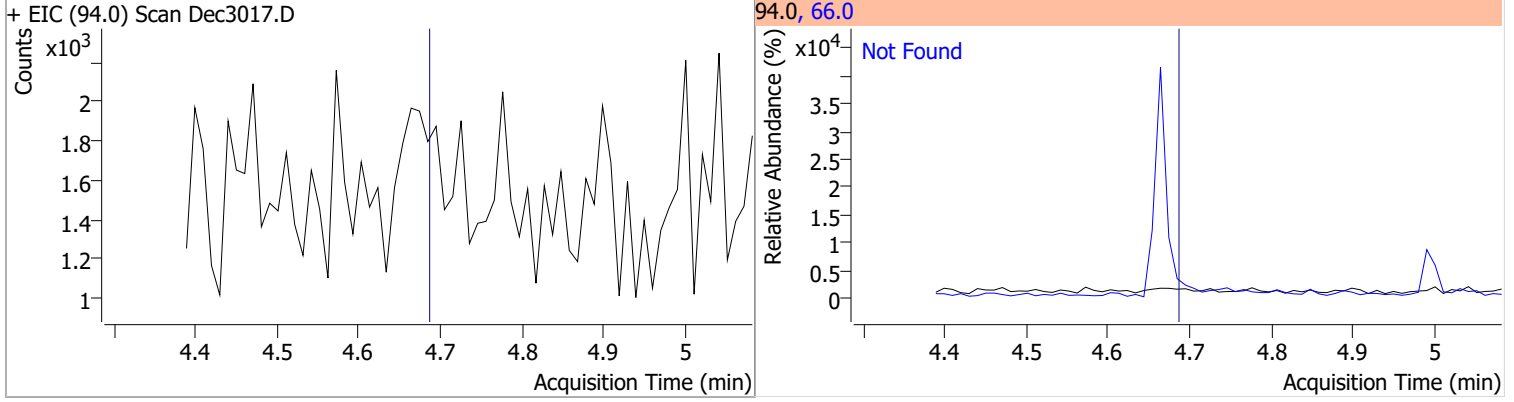


Quantitation Results Report (QT Reviewed)

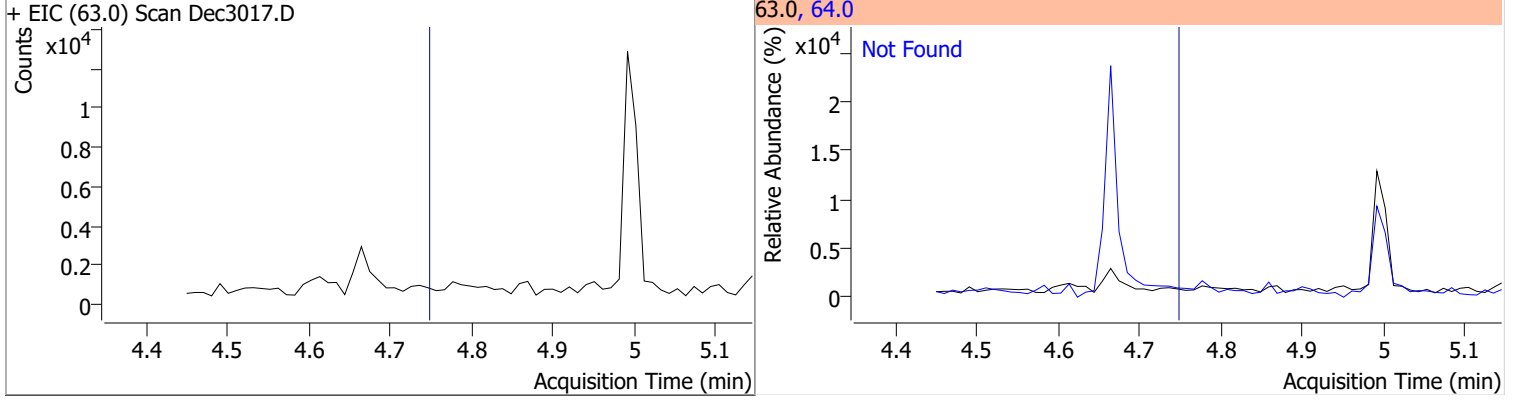
| Compound | Conc. | RT | Dev(Min) | Resp. | QIon | QRatio | Lower | Upper |
|-----------|---------|------|----------|--------|------|--------|-------|-------|
| Phenol-d5 | 63.1275 | 4.66 | -0.02 | 751497 | 71.0 | 32.8 | 22.9 | 42.5 |



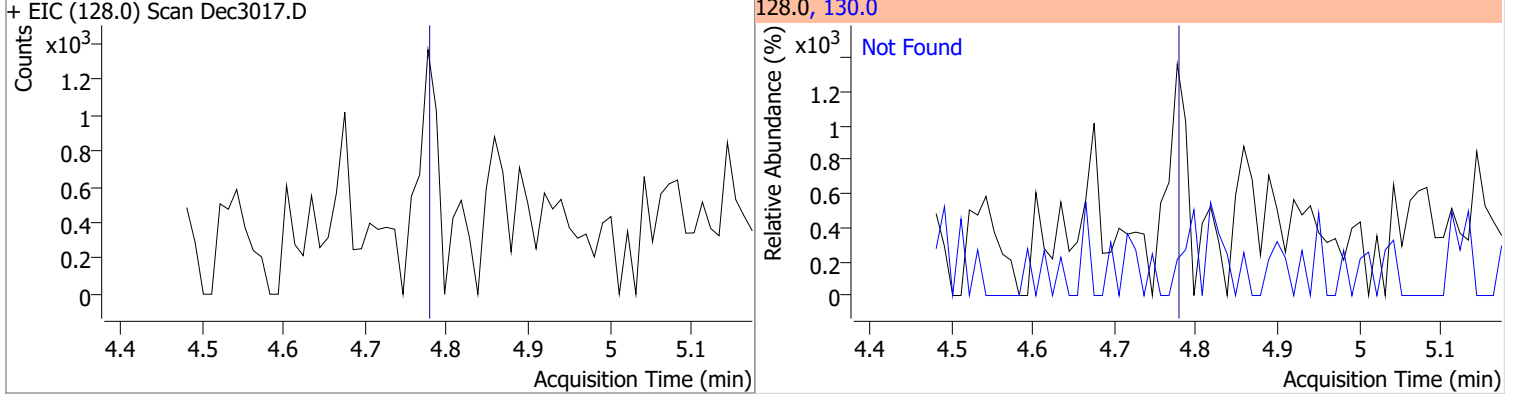
| Compound | Conc. | Exp RT | QIon | Exp Ratio |
|----------|-------|--------|------|-----------|
| Phenol | N.D. | 4.69 | 66.0 | 40.8 |



| Compound | Conc. | Exp RT | QIon | Exp Ratio |
|--------------------------|-------|--------|------|-----------|
| bis(-2-Chloroethyl)Ether | N.D. | 4.76 | 64.0 | 2.8 |

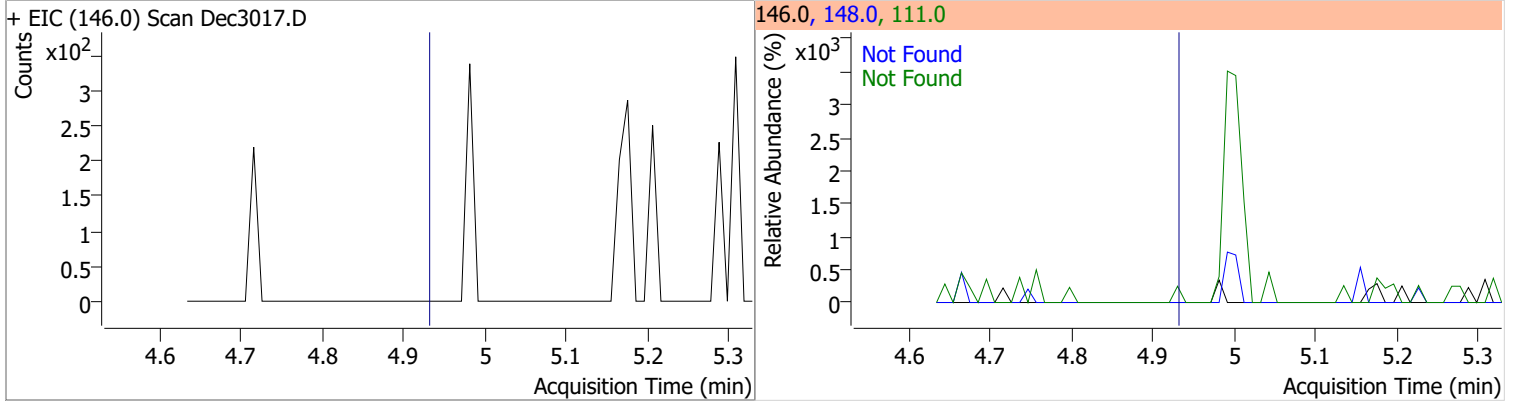


| Compound | Conc. | Exp RT | QIon | Exp Ratio |
|----------------|-------|--------|-------|-----------|
| 2-Chlorophenol | N.D. | 4.79 | 130.0 | 32.3 |

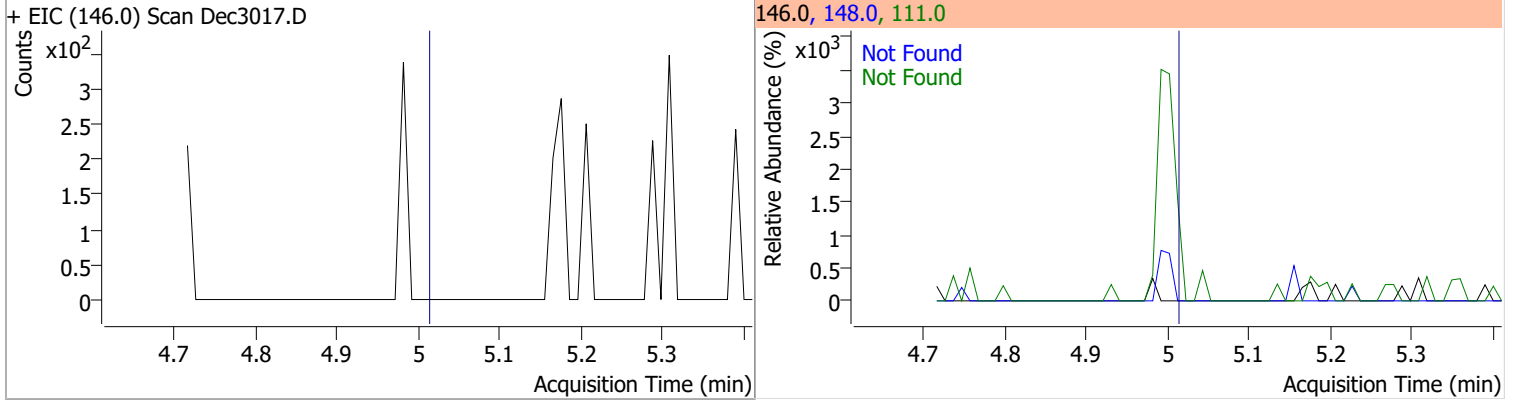


Quantitation Results Report (QT Reviewed)

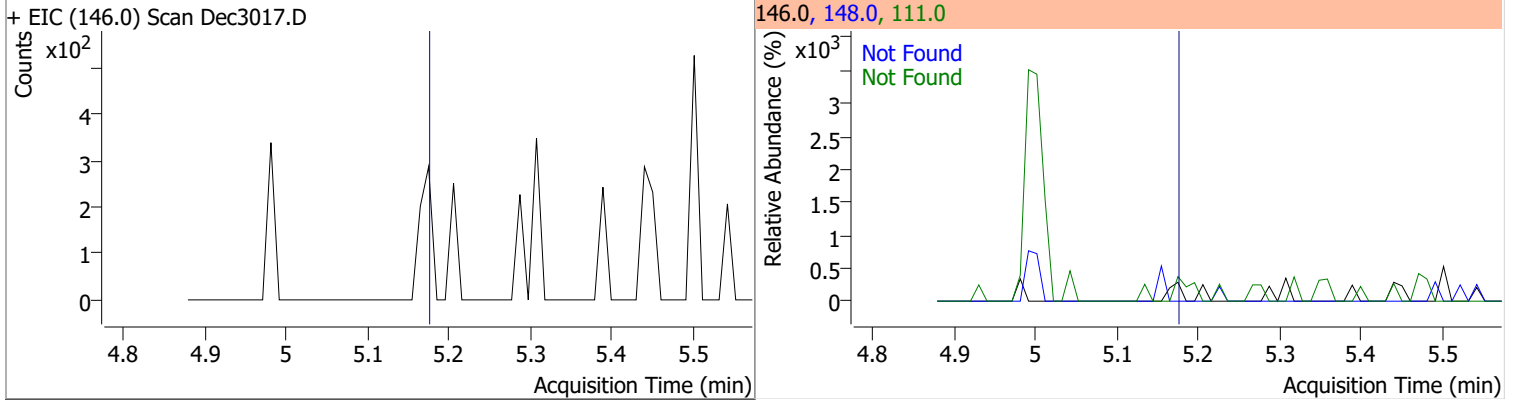
| Compound | Conc. | Exp RT | QIon | Exp Ratio | QIon | Exp Ratio |
|---------------------|-------|--------|-------|-----------|-------|-----------|
| 1,3-Dichlorobenzene | N.D. | 4.94 | 148.0 | 63.2 | 111.0 | 39.4 |



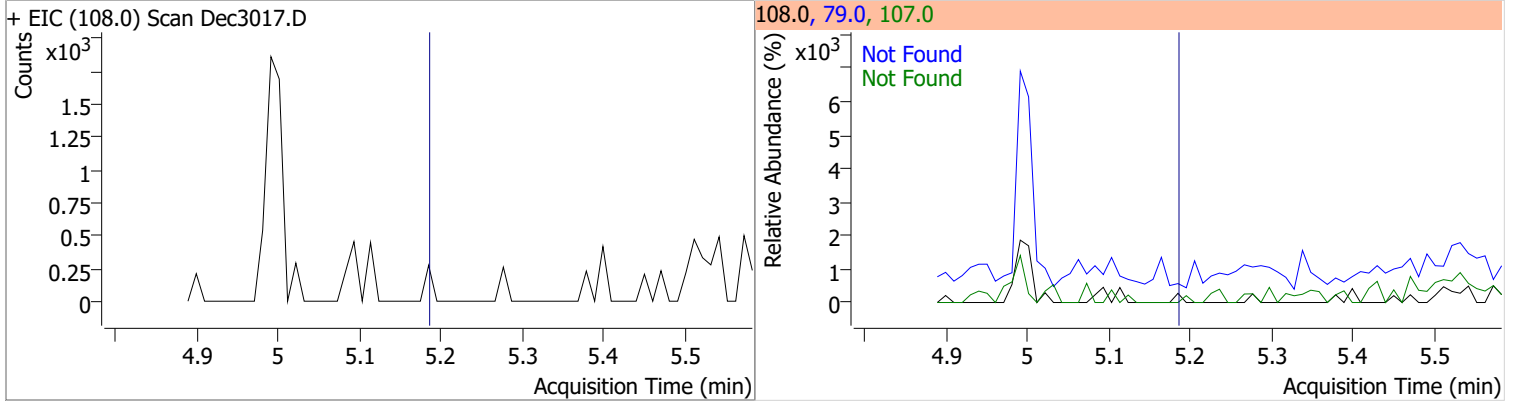
| Compound | Conc. | Exp RT | QIon | Exp Ratio | QIon | Exp Ratio |
|---------------------|-------|--------|-------|-----------|-------|-----------|
| 1,4-Dichlorobenzene | N.D. | 5.02 | 148.0 | 62.2 | 111.0 | 37.4 |



| Compound | Conc. | Exp RT | QIon | Exp Ratio | QIon | Exp Ratio |
|---------------------|-------|--------|-------|-----------|-------|-----------|
| 1,2-Dichlorobenzene | N.D. | 5.19 | 148.0 | 62.2 | 111.0 | 40.3 |

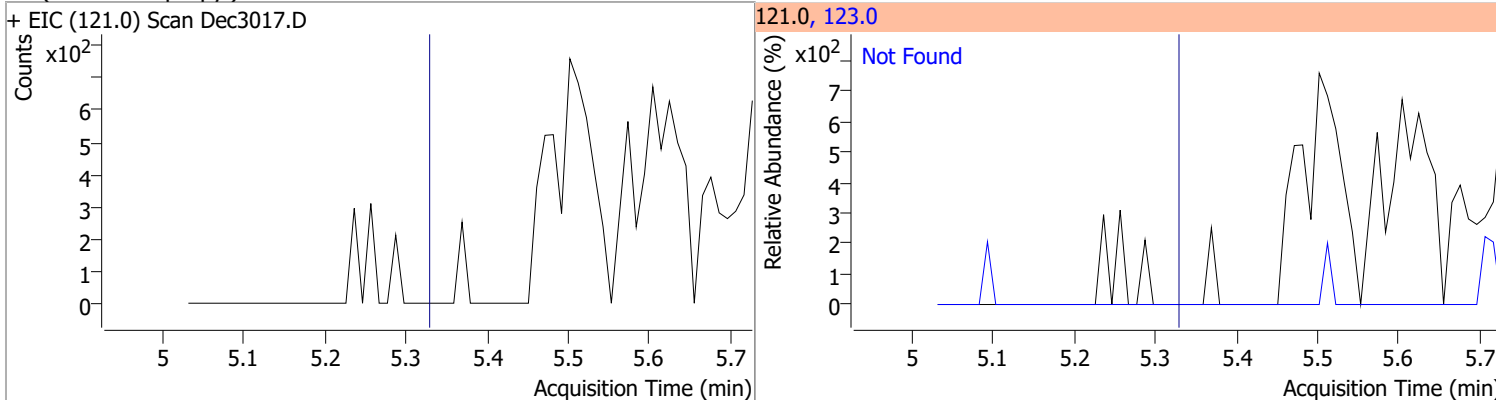


| Compound | Conc. | Exp RT | QIon | Exp Ratio | QIon | Exp Ratio |
|----------------|-------|--------|------|-----------|-------|-----------|
| Benzyl Alcohol | N.D. | 5.20 | 79.0 | 117.9 | 107.0 | 69.2 |

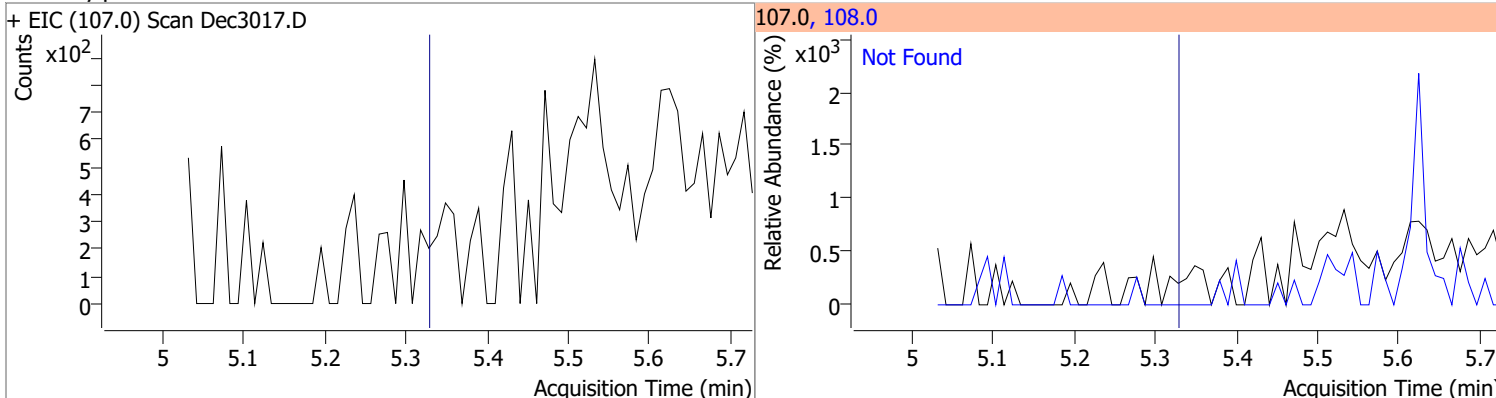


Quantitation Results Report (QT Reviewed)

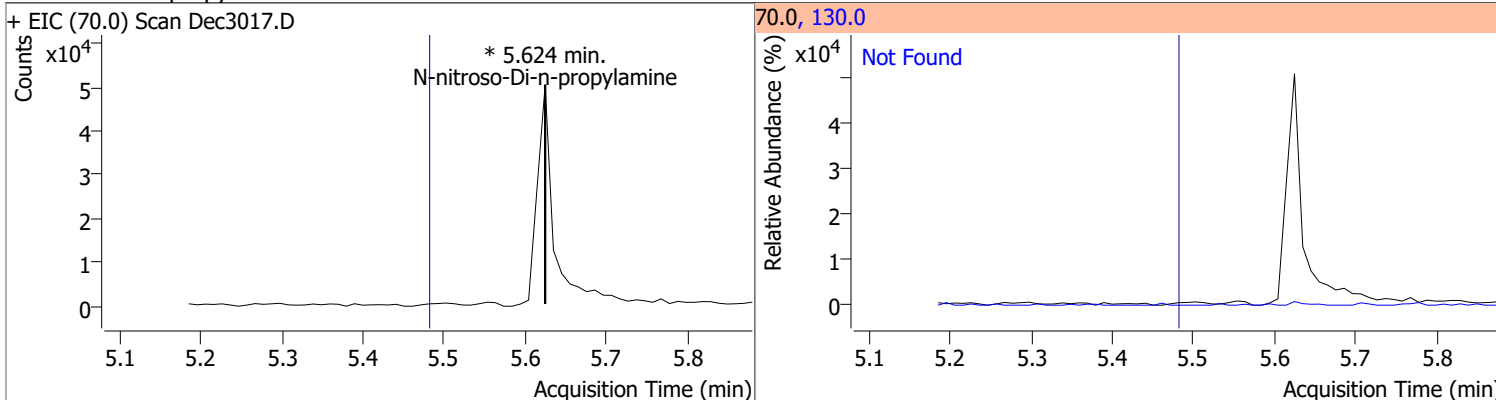
| Compound | Conc. | Exp RT | QIon | Exp Ratio |
|-----------------------------|-------|--------|-------|-----------|
| bis(2-chloroisopropyl)Ether | N.D. | 5.34 | 123.0 | 32.7 |



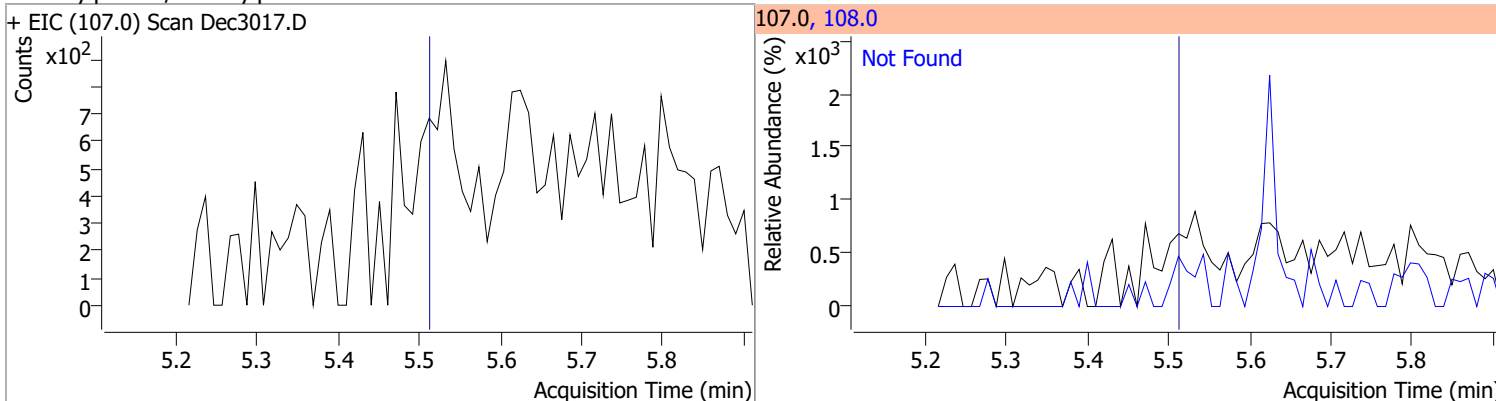
| Compound | Conc. | Exp RT | QIon | Exp Ratio |
|----------------|-------|--------|-------|-----------|
| 2-Methylphenol | N.D. | 5.34 | 108.0 | 117.6 |



| Compound | Conc. | RT | Dev(Min) | Resp. | QIon | QRatio | Lower | Upper |
|----------------------------|-------|----|----------|-------|-------|--------|-------|-------|
| N-nitroso-Di-n-propylamine | | 0 | | 0 | 130.0 | | 0.0 | 35.2 |

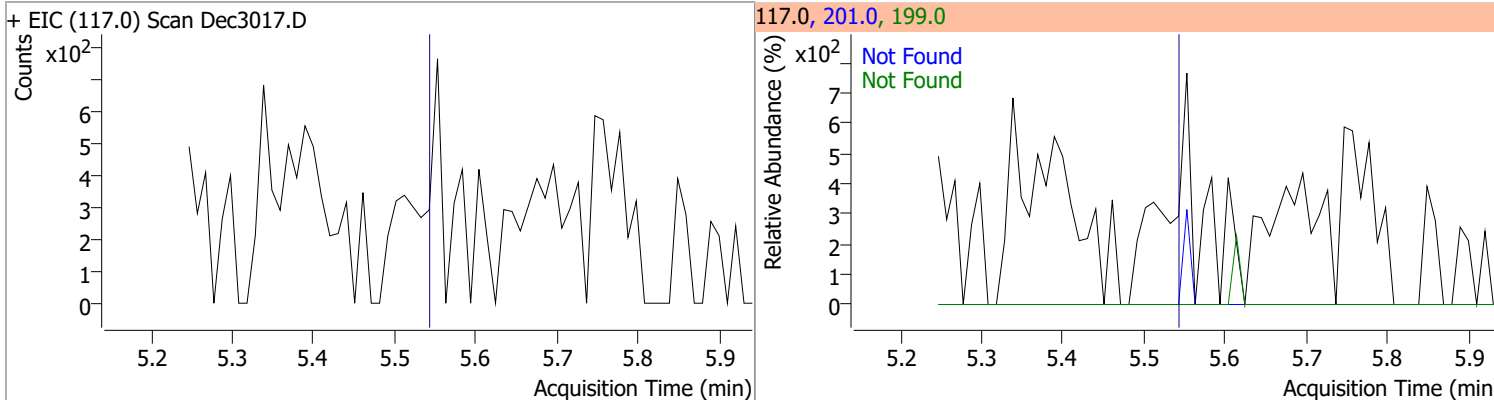


| Compound | Conc. | Exp RT | QIon | Exp Ratio |
|-----------------------------|-------|--------|-------|-----------|
| 4Methylphenol/3Methylphenol | N.D. | 5.52 | 108.0 | 81.4 |

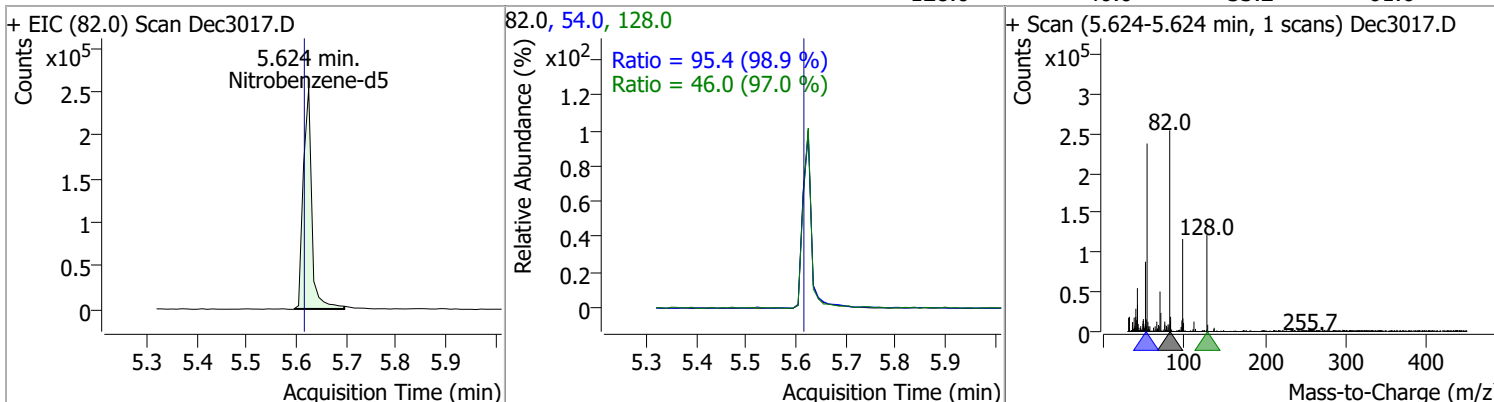


Quantitation Results Report (QT Reviewed)

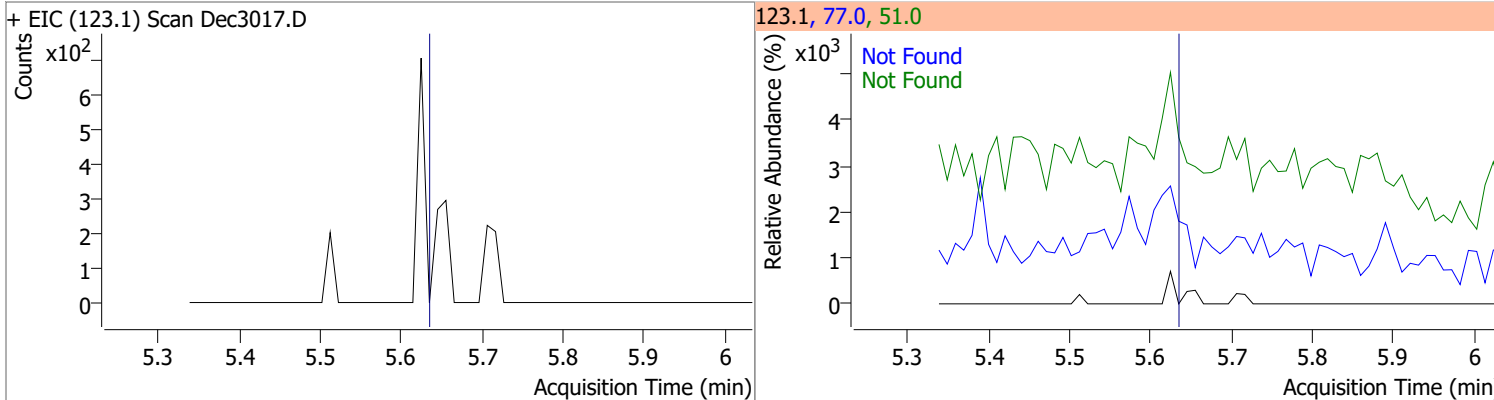
| Compound | Conc. | Exp RT | QIon | Exp Ratio | QIon | Exp Ratio |
|------------------|-------|--------|-------|-----------|-------|-----------|
| Hexachloroethane | N.D. | 5.55 | 201.0 | 77.2 | 199.0 | 50.6 |



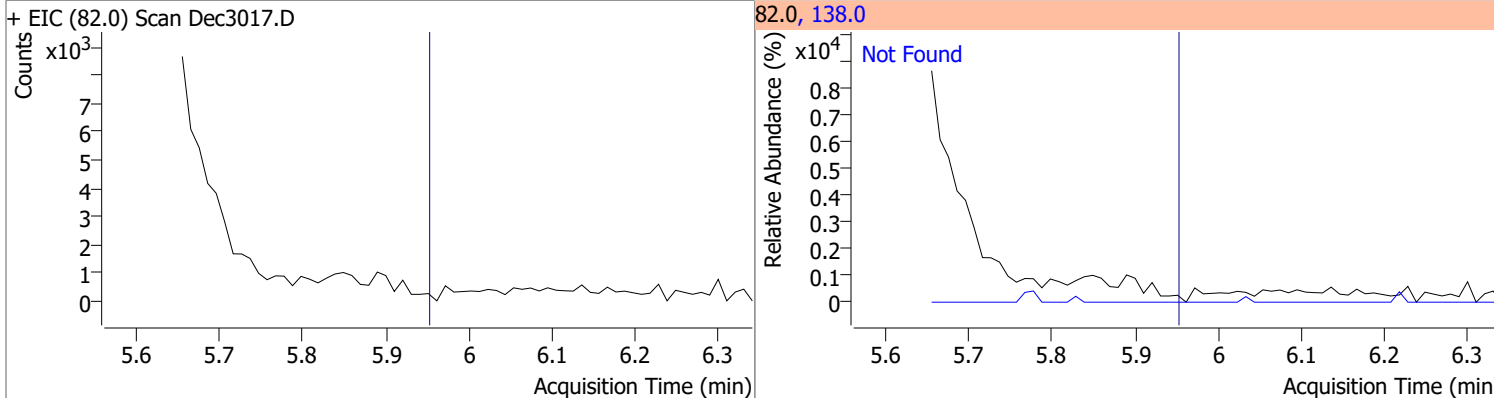
| Compound | Conc. | RT | Dev(Min) | Resp. | QIon | QRatio | Lower | Upper |
|-----------------|---------|------|----------|--------|-------|--------|-------|-------|
| Nitrobenzene-d5 | 51.4068 | 5.62 | 0.00 | 300396 | 54.0 | 95.4 | 67.5 | 125.4 |
| | | | | | 128.0 | 46.0 | 33.2 | 61.6 |



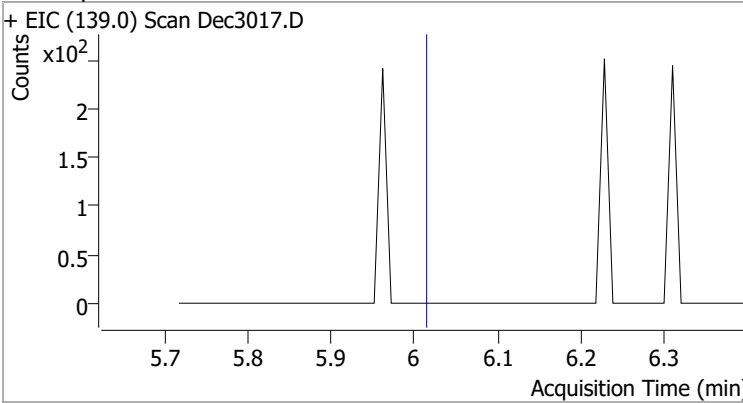
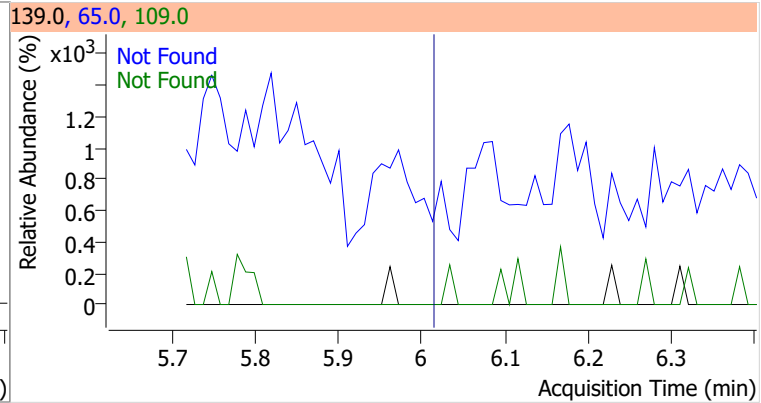
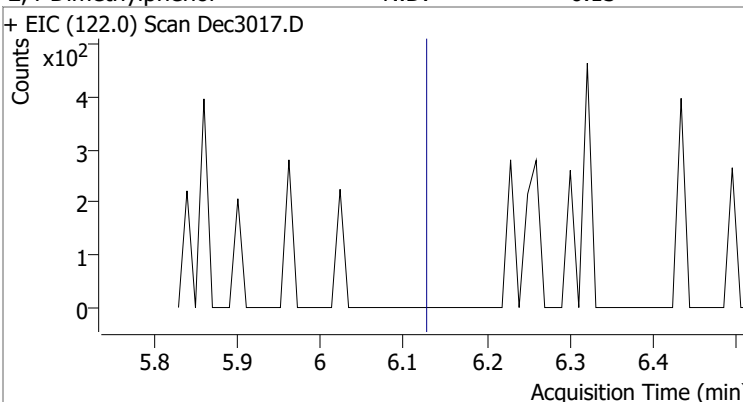
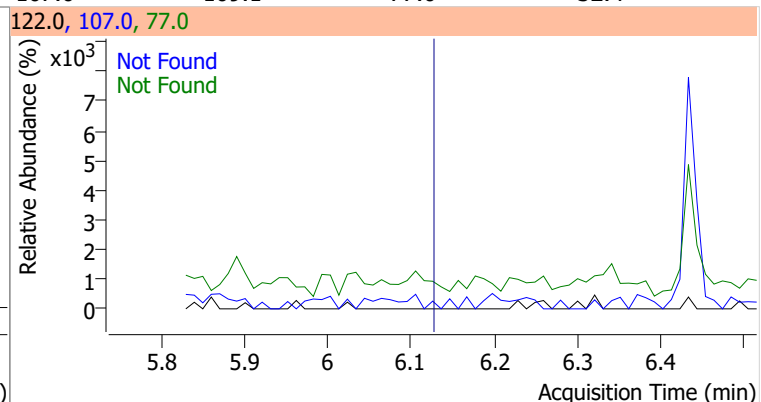
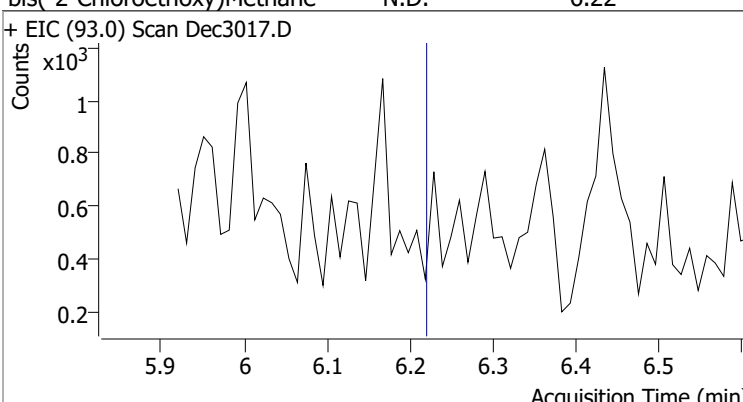
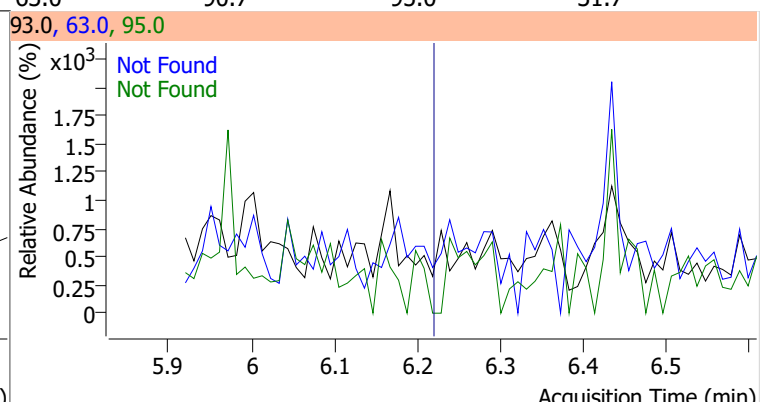
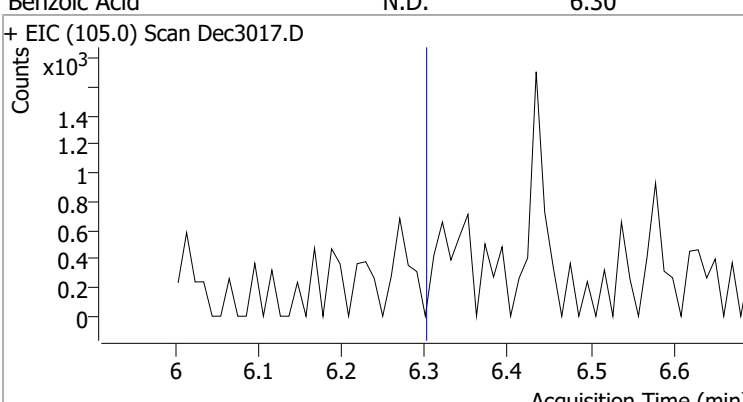
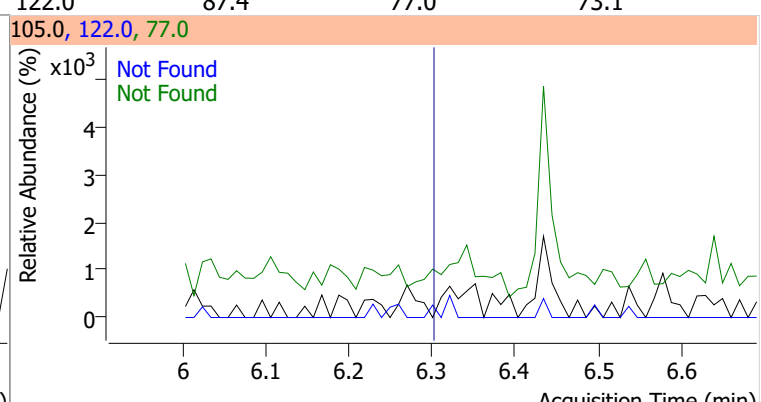
| Compound | Conc. | Exp RT | QIon | Exp Ratio | QIon | Exp Ratio |
|--------------|-------|--------|------|-----------|------|-----------|
| Nitrobenzene | N.D. | 5.64 | 77.0 | 211.4 | 51.0 | 210.3 |



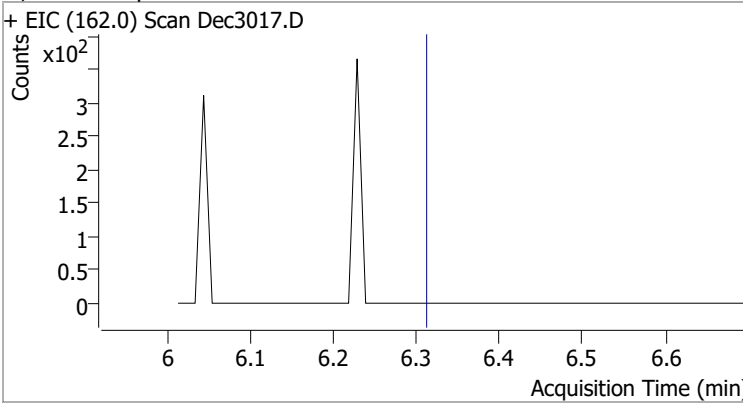
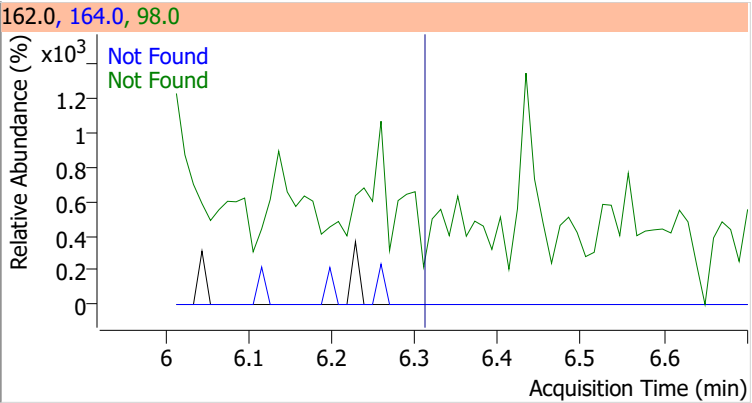
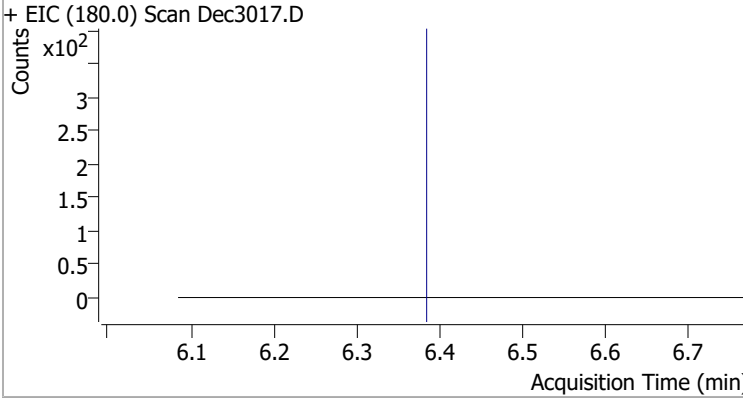
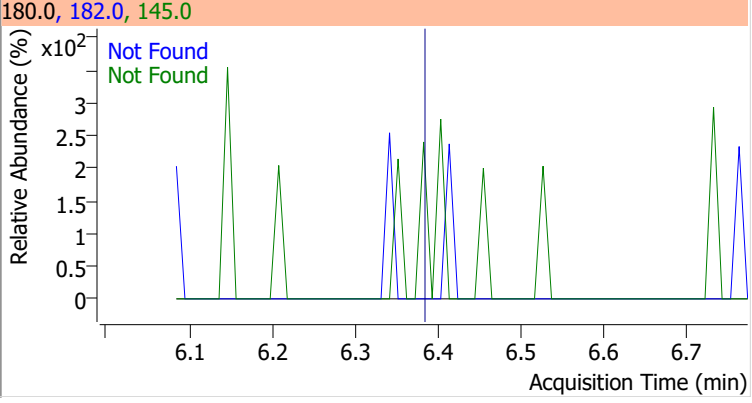
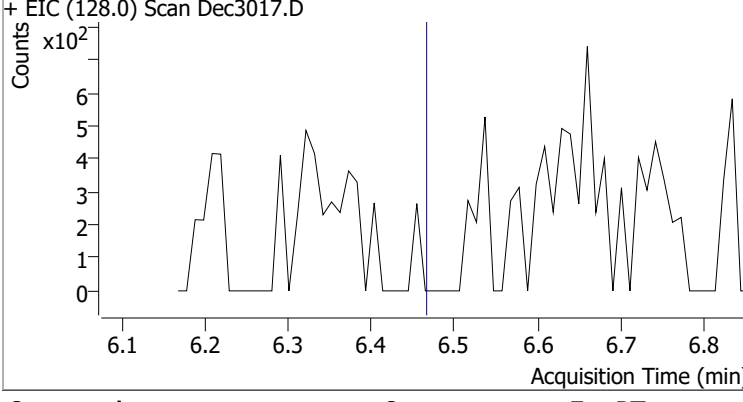
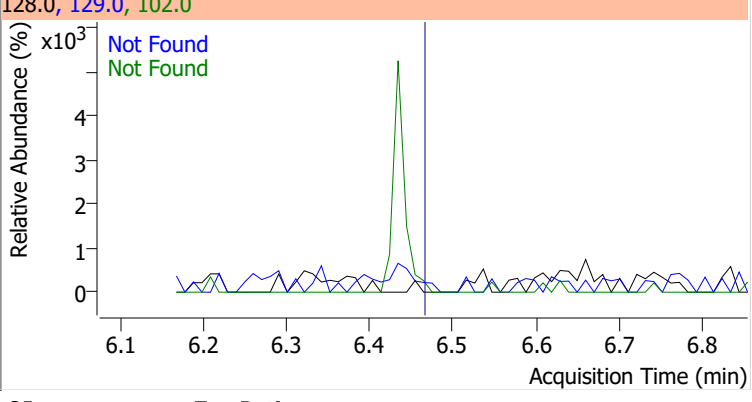
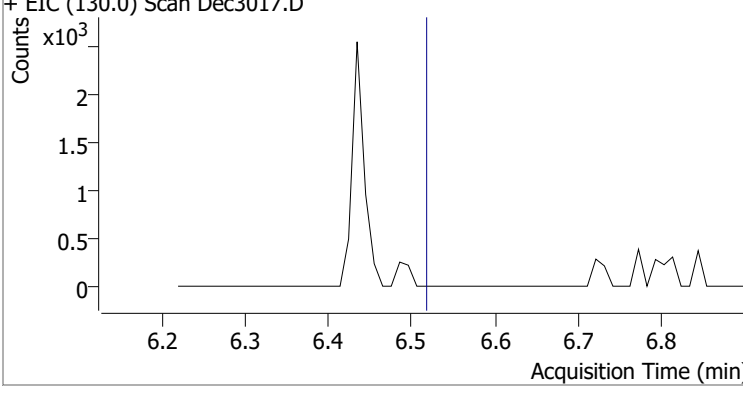
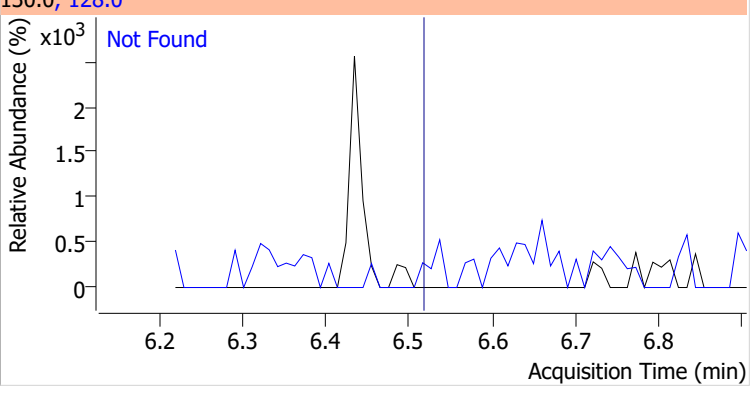
| Compound | Conc. | Exp RT | QIon | Exp Ratio |
|------------|-------|--------|-------|-----------|
| Isophorone | N.D. | 5.95 | 138.0 | 19.1 |



Quantitation Results Report (QT Reviewed)

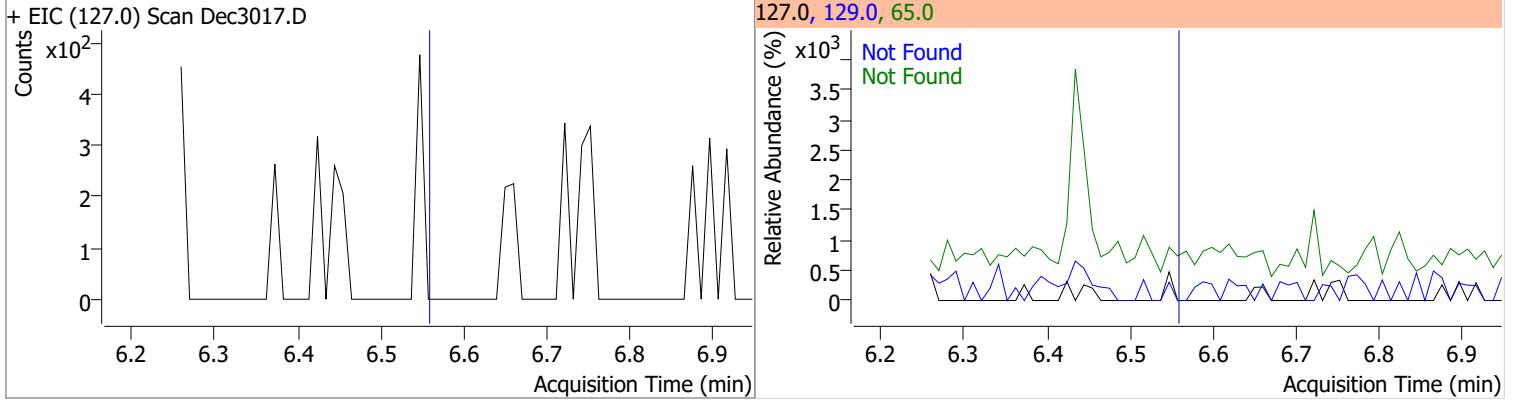
| Compound | Conc. | Exp RT | QIon | Exp Ratio | QIon | Exp Ratio |
|--|-------|--------|--|-----------|-------|-----------|
| 2-Nitrophenol | N.D. | 6.01 | 65.0 | 57.4 | 109.0 | 32.8 |
| + EIC (139.0) Scan Dec3017.D | | | 139.0, 65.0, 109.0 | | | |
|  | | |  | | | |
| 2,4-Dimethylphenol | N.D. | 6.13 | 107.0 | 109.1 | 77.0 | 32.4 |
| + EIC (122.0) Scan Dec3017.D | | | 122.0, 107.0, 77.0 | | | |
|  | | |  | | | |
| bis(-2-Chloroethoxy)Methane | N.D. | 6.22 | 63.0 | 90.7 | 95.0 | 31.7 |
| + EIC (93.0) Scan Dec3017.D | | | 93.0, 63.0, 95.0 | | | |
|  | | |  | | | |
| Benzoic Acid | N.D. | 6.30 | 122.0 | 87.4 | 77.0 | 73.1 |
| + EIC (105.0) Scan Dec3017.D | | | 105.0, 122.0, 77.0 | | | |
|  | | |  | | | |

Quantitation Results Report (QT Reviewed)

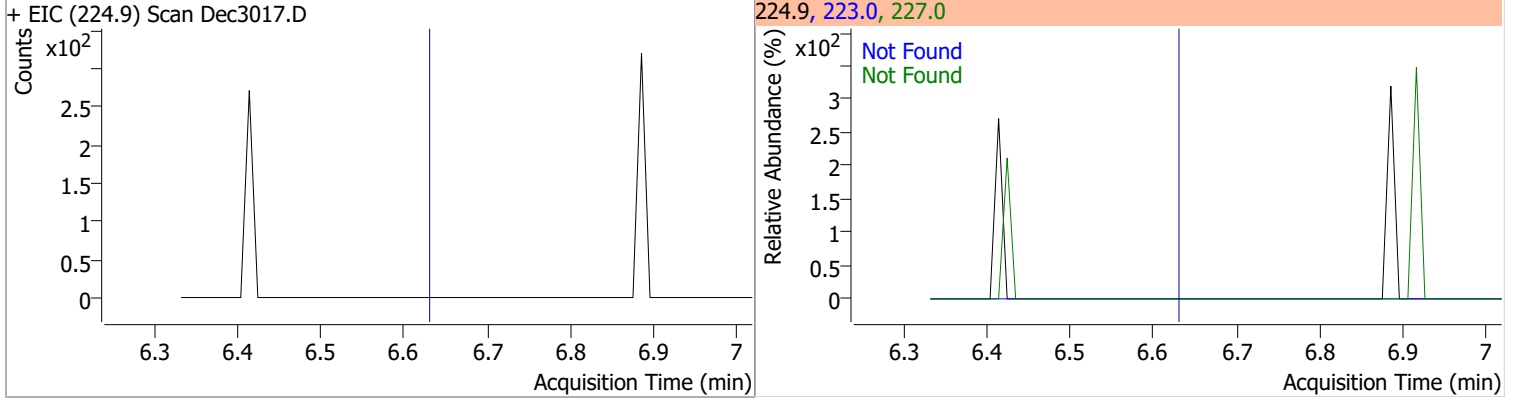
| Compound | Conc. | Exp RT | QIon | Exp Ratio | QIon | Exp Ratio |
|--|-------|--------|--|-----------|-------|-----------|
| 2,4-Dichlorophenol | N.D. | 6.31 | 164.0 | 62.0 | 98.0 | 32.4 |
| + EIC (162.0) Scan Dec3017.D | | | 162.0, 164.0, 98.0 | | | |
|  | | |  | | | |
| 1,2,4-Trichlorobenzene | N.D. | 6.38 | 182.0 | 94.1 | 145.0 | 30.4 |
| + EIC (180.0) Scan Dec3017.D | | | 180.0, 182.0, 145.0 | | | |
|  | | |  | | | |
| Naphthalene | N.D. | 6.46 | 129.0 | 10.9 | 102.0 | 9.3 |
| + EIC (128.0) Scan Dec3017.D | | | 128.0, 129.0, 102.0 | | | |
|  | | |  | | | |
| 4-Chlorophenol | N.D. | 6.52 | 128.0 | 309.7 | | |
| + EIC (130.0) Scan Dec3017.D | | | 130.0, 128.0 | | | |
|  | | |  | | | |

Quantitation Results Report (QT Reviewed)

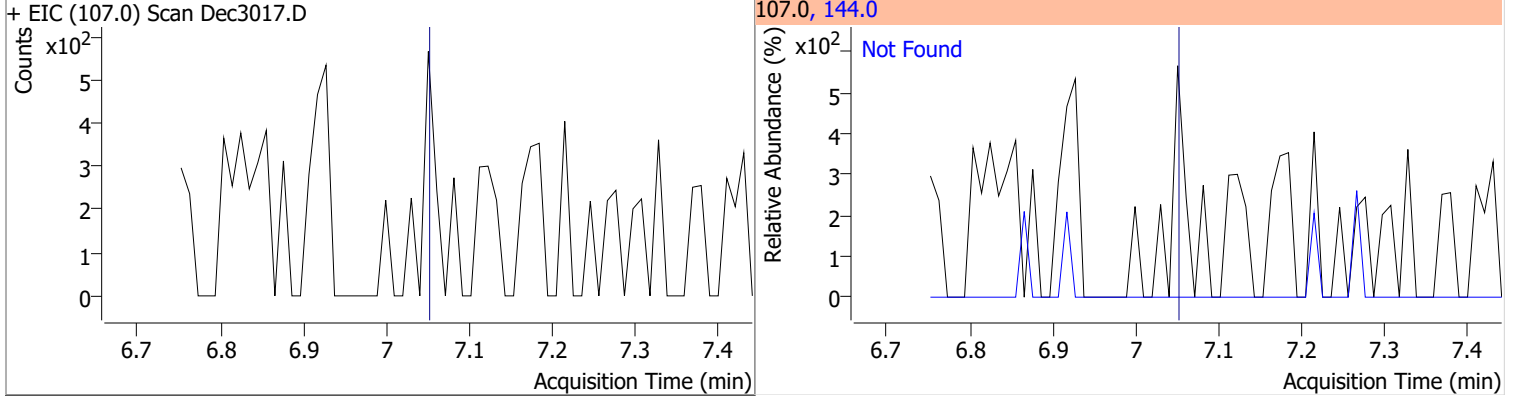
| Compound | Conc. | Exp RT | QIon | Exp Ratio | QIon | Exp Ratio |
|-----------------|-------|--------|------|-----------|-------|-----------|
| p-Chloroaniline | N.D. | 6.56 | 65.0 | 37.5 | 129.0 | 29.2 |



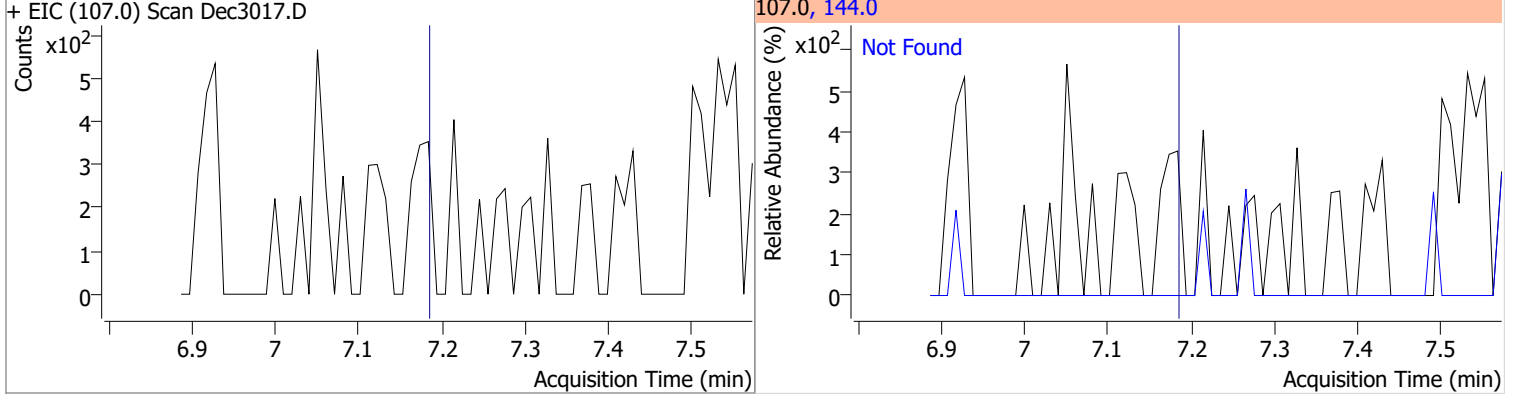
| Compound | Conc. | Exp RT | QIon | Exp Ratio | QIon | Exp Ratio |
|---------------------|-------|--------|-------|-----------|-------|-----------|
| Hexachlorobutadiene | N.D. | 6.63 | 227.0 | 66.6 | 223.0 | 60.8 |



| Compound | Conc. | Exp RT | QIon | Exp Ratio |
|-------------------------|-------|--------|-------|-----------|
| 4-Chloro-2-Methylphenol | N.D. | 7.05 | 144.0 | 26.6 |

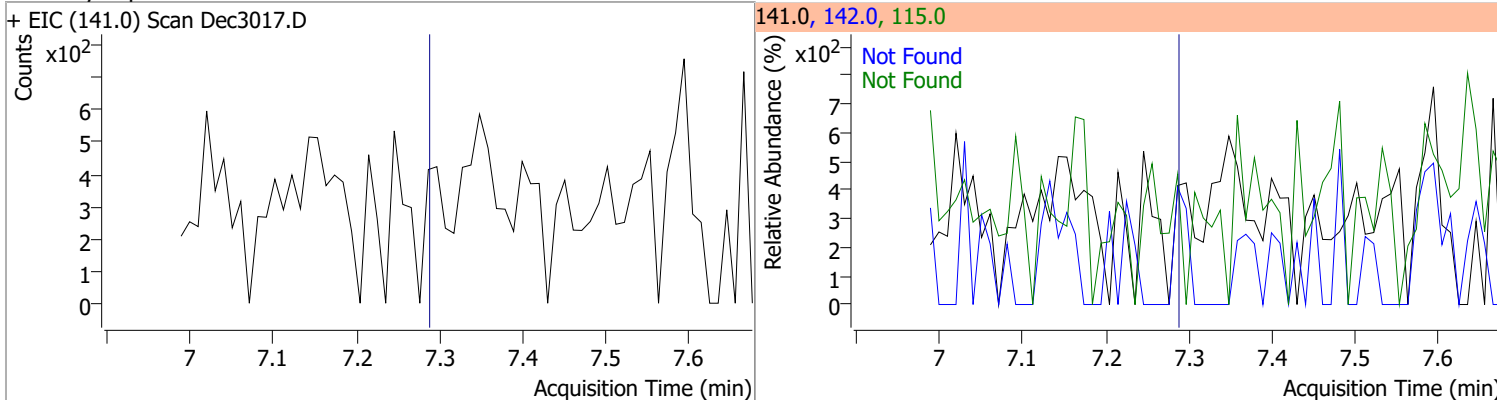


| Compound | Conc. | Exp RT | QIon | Exp Ratio |
|-------------------------|-------|--------|-------|-----------|
| 4-Chloro-3-Methylphenol | N.D. | 7.18 | 144.0 | 27.6 |

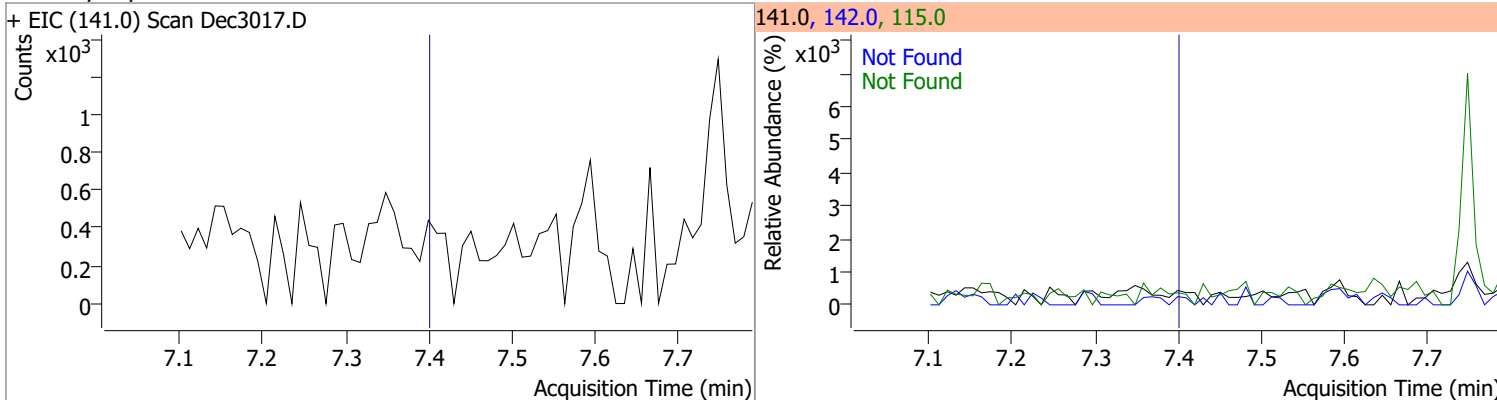


Quantitation Results Report (QT Reviewed)

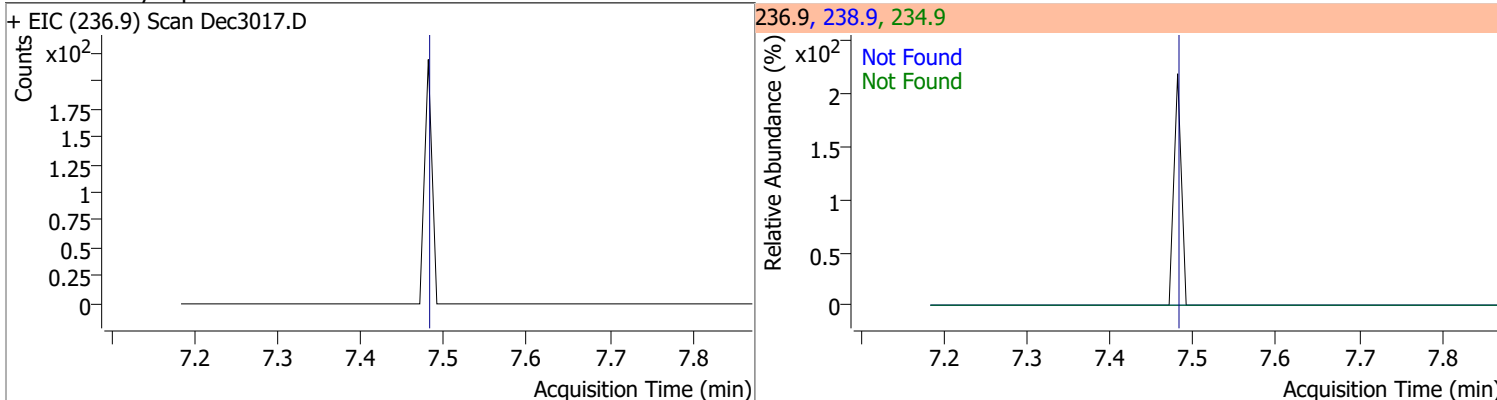
| Compound | Conc. | Exp RT | QIon | Exp Ratio | QIon | Exp Ratio |
|---------------------|-------|--------|-------|-----------|-------|-----------|
| 2-Methylnaphthalene | N.D. | 7.29 | 142.0 | 114.8 | 115.0 | 42.0 |



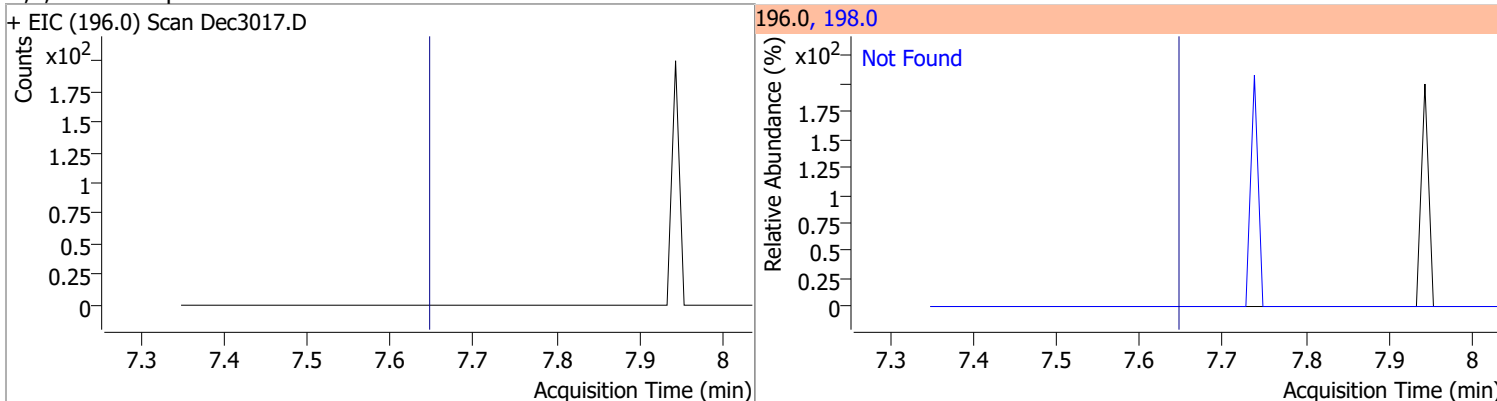
| Compound | Conc. | Exp RT | QIon | Exp Ratio | QIon | Exp Ratio |
|---------------------|-------|--------|-------|-----------|-------|-----------|
| 1-Methylnaphthalene | N.D. | 7.40 | 142.0 | 111.0 | 115.0 | 42.5 |



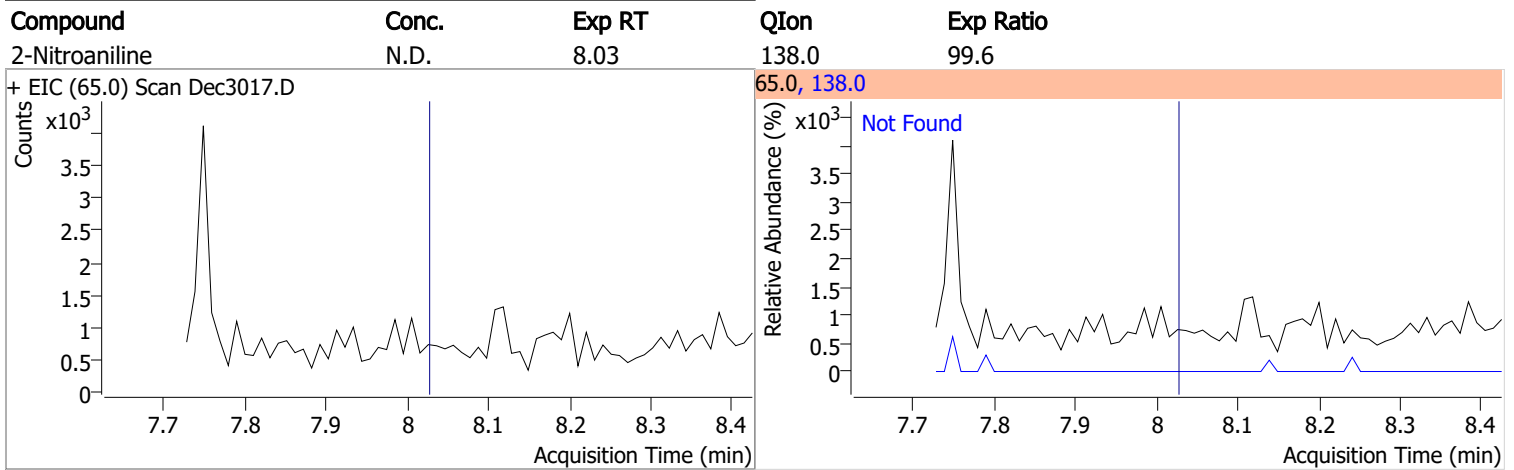
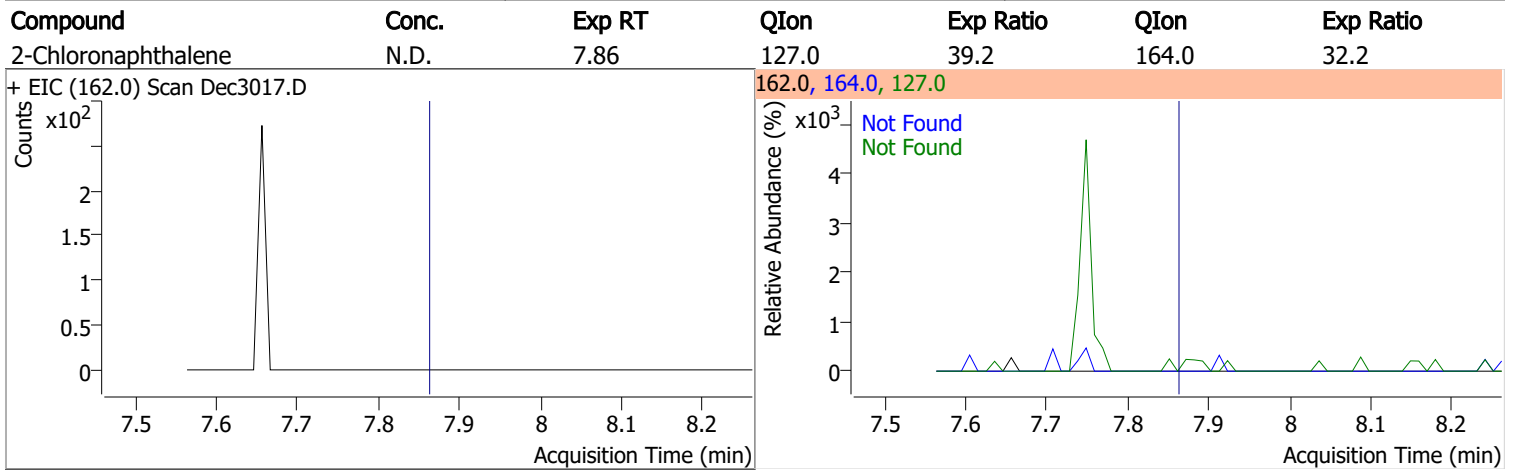
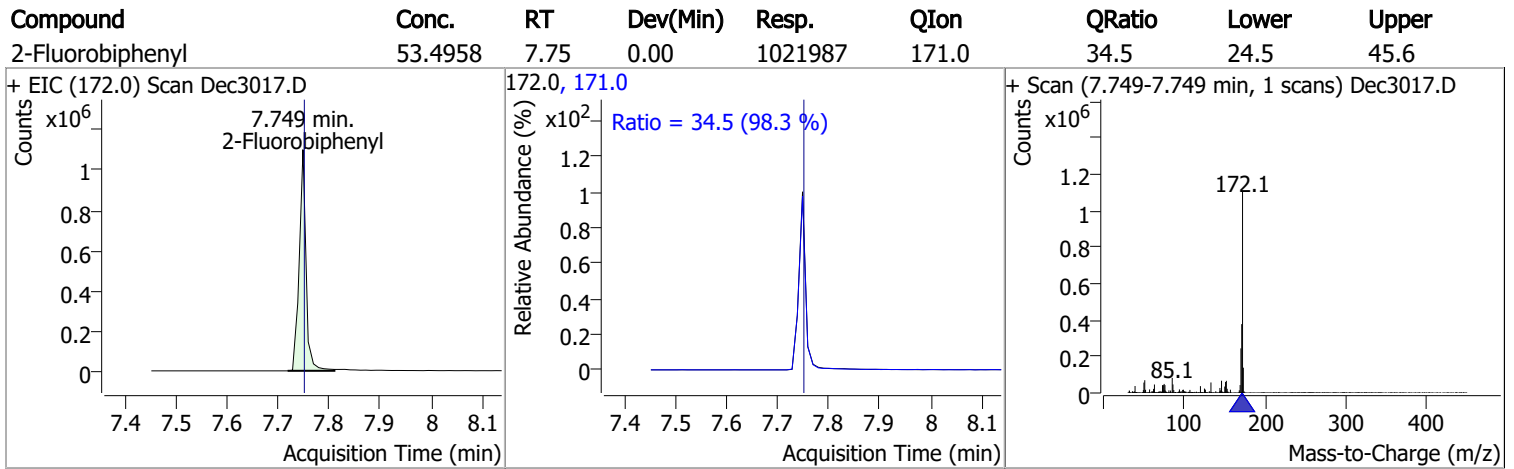
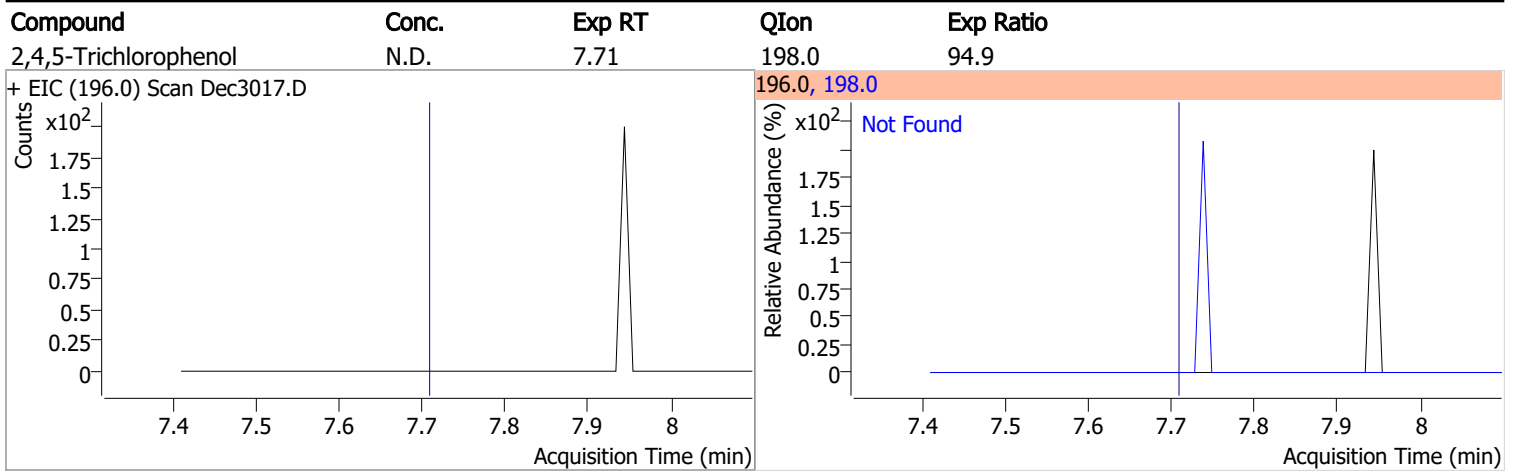
| Compound | Conc. | Exp RT | QIon | Exp Ratio | QIon | Exp Ratio |
|---------------------------|-------|--------|-------|-----------|-------|-----------|
| Hexachlorocyclopentadiene | N.D. | 7.48 | 234.9 | 64.7 | 238.9 | 64.1 |



| Compound | Conc. | Exp RT | QIon | Exp Ratio |
|-----------------------|-------|--------|-------|-----------|
| 2,4,6-Trichlorophenol | N.D. | 7.65 | 198.0 | 94.4 |

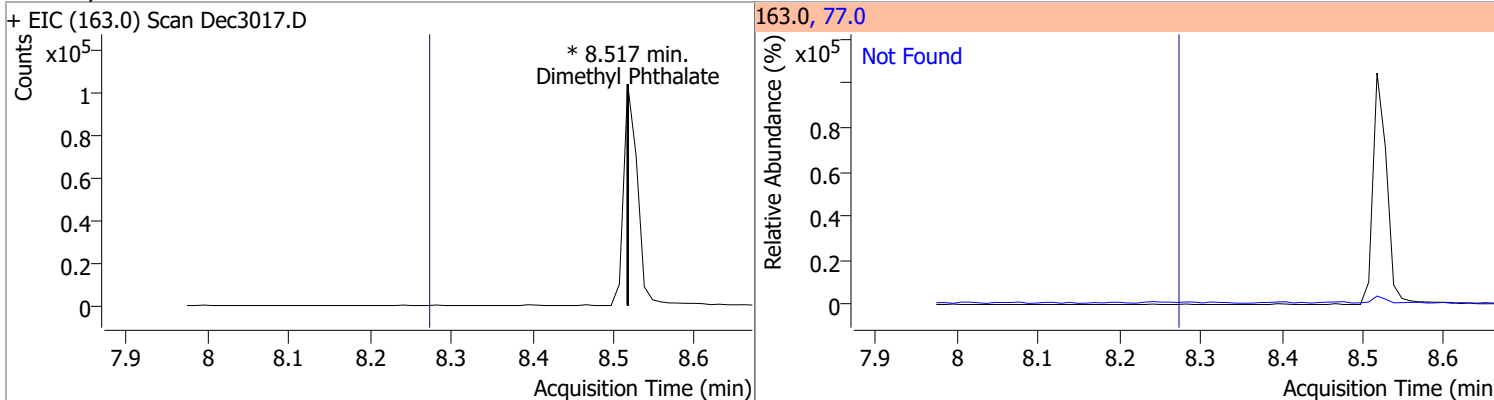


Quantitation Results Report (QT Reviewed)

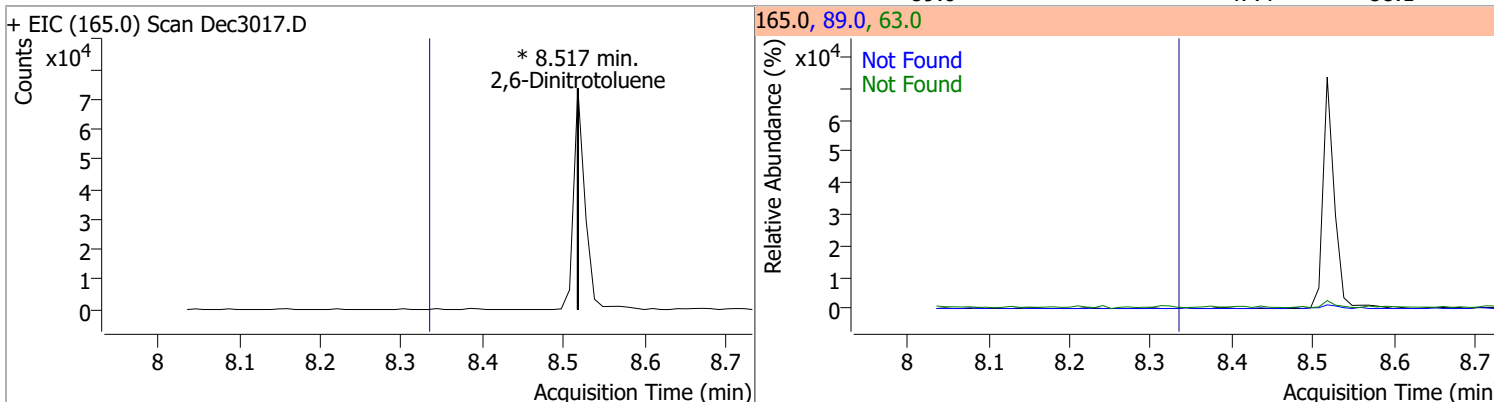


Quantitation Results Report (QT Reviewed)

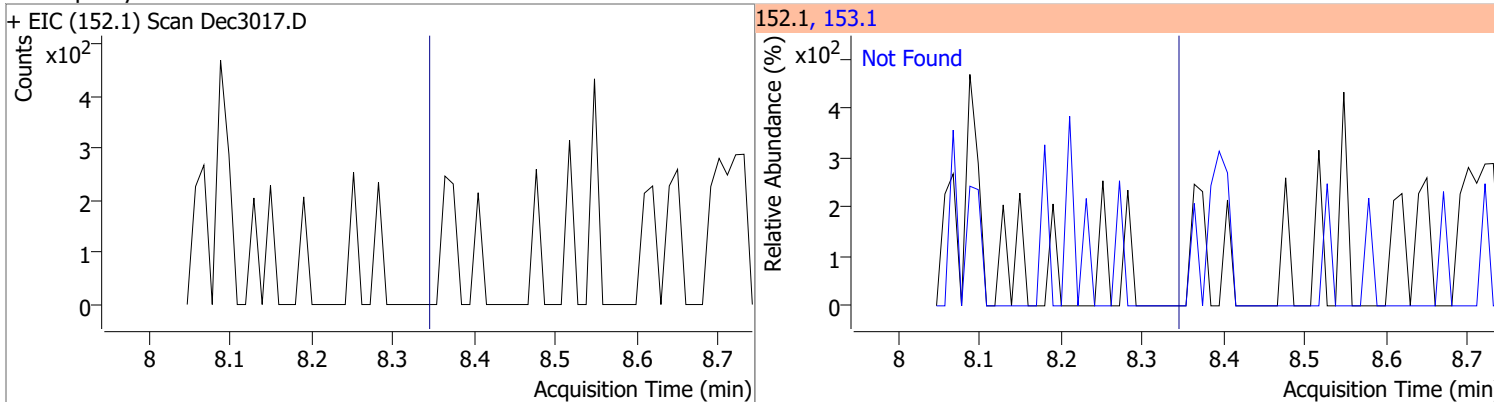
| Compound | Conc. | RT | Dev(Min) | Resp. | QIon | QRatio | Lower | Upper |
|--------------------|-------|----|----------|-------|------|--------|-------|-------|
| Dimethyl Phthalate | 0 | 0 | | 0 | 77.0 | | 15.1 | 28.0 |



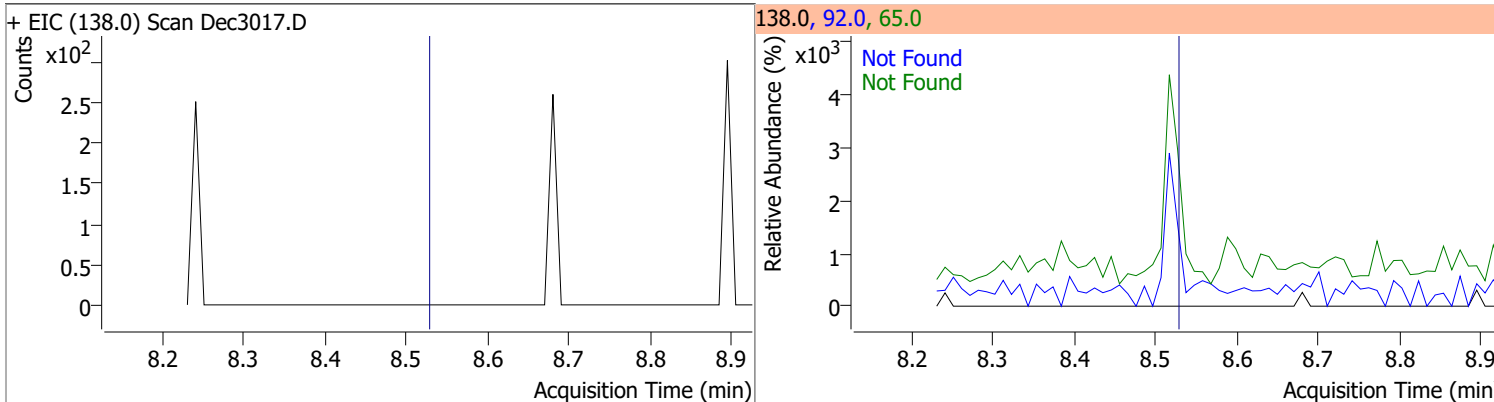
| Compound | Conc. | RT | Dev(Min) | Resp. | QIon | QRatio | Lower | Upper |
|--------------------|-------|----|----------|-------|--------------|--------|---------------|---------------|
| 2,6-Dinitrotoluene | 0 | 0 | | 0 | 63.0 89.0 | | 135.1 47.4 | 250.9 88.1 |



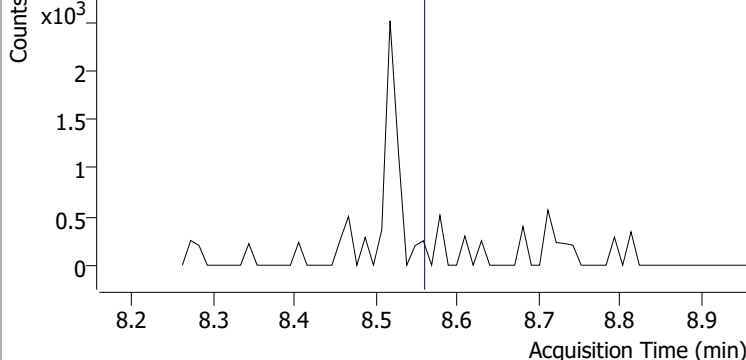
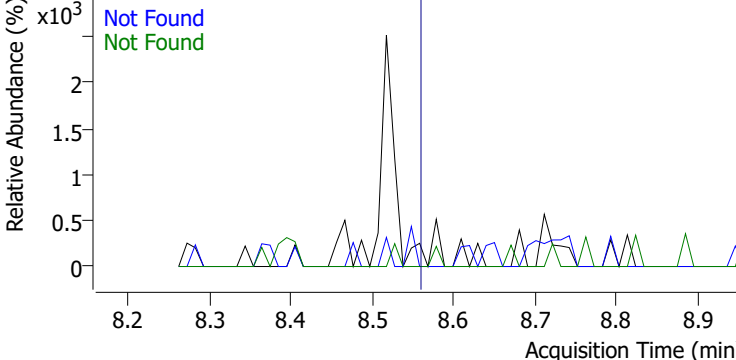
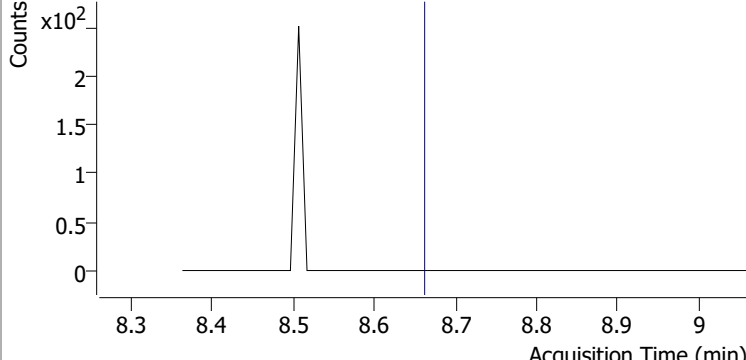
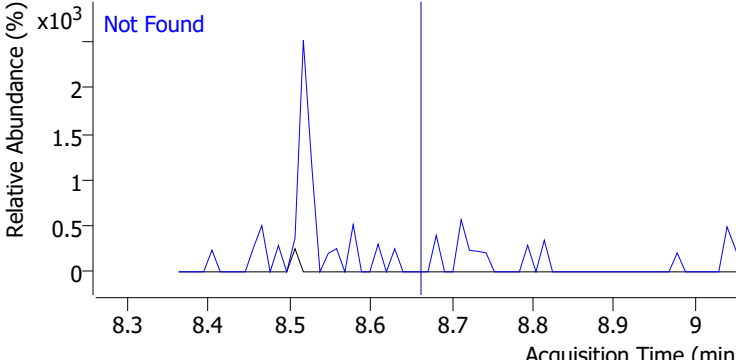
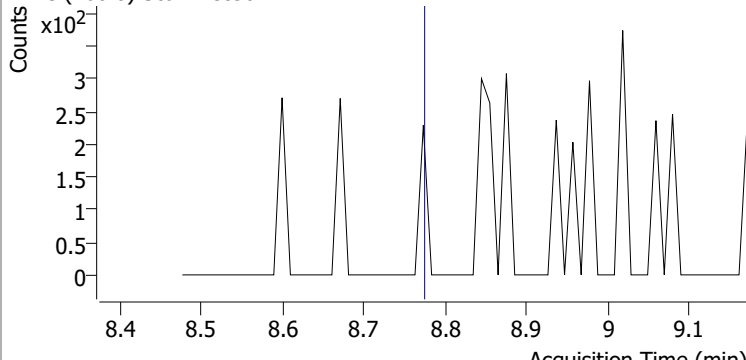
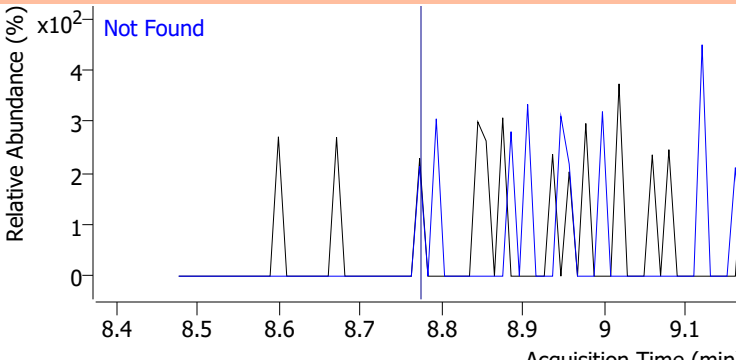
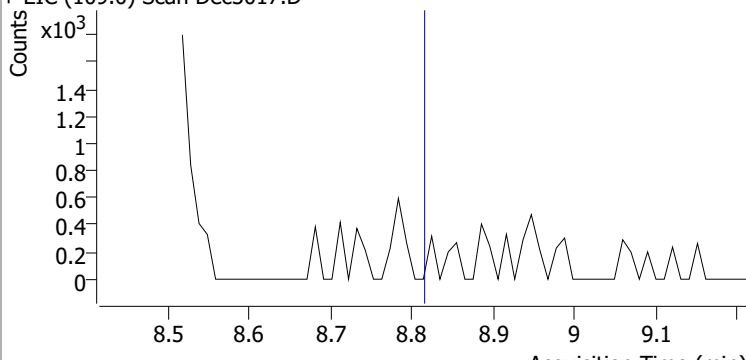
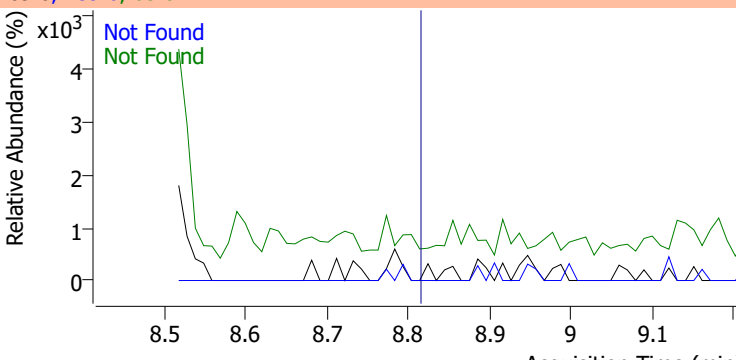
| Compound | Conc. | Exp RT | QIon | Exp Ratio |
|----------------|-------|--------|-------|-----------|
| Acenaphthylene | N.D. | 8.34 | 153.1 | 13.9 |



| Compound | Conc. | Exp RT | QIon | Exp Ratio | QIon | Exp Ratio |
|----------------|-------|--------|------|-----------|------|-----------|
| 3-Nitroaniline | N.D. | 8.53 | 65.0 | 157.8 | 92.0 | 118.6 |

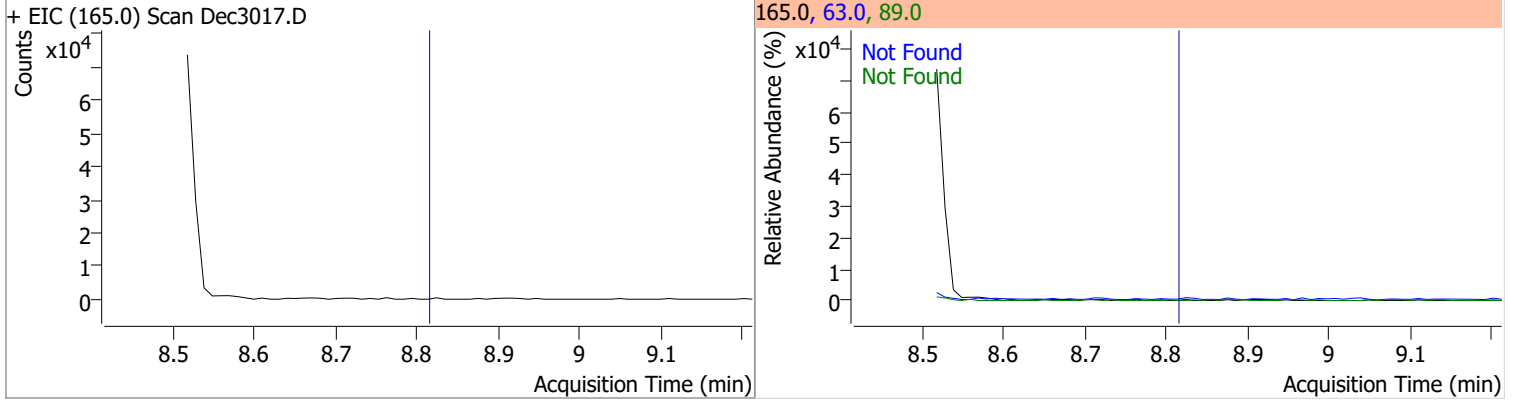


Quantitation Results Report (QT Reviewed)

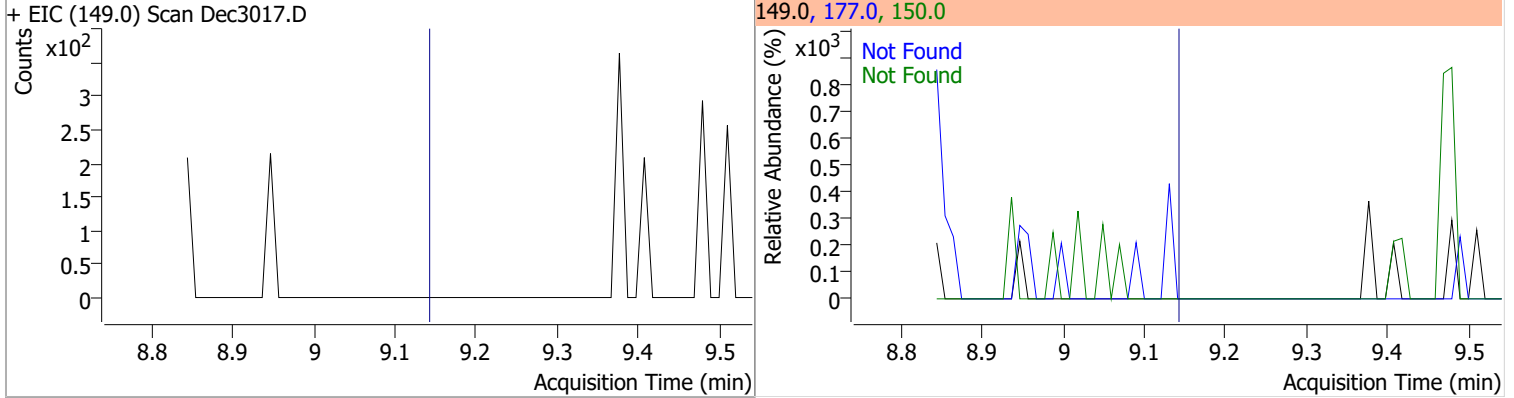
| Compound | Conc. | Exp RT | QIon | Exp Ratio | QIon | Exp Ratio |
|--|-------|--------|--|-----------|-------|-----------|
| Acenaphthene | N.D. | 8.56 | 153.0 | 109.6 | 152.0 | 52.7 |
| + EIC (154.0) Scan Dec3017.D | | | 154.0, 152.0, 153.0 | | | |
|  | | |  | | | |
| 2,4-Dinitrophenol | N.D. | 8.66 | 154.0 | 55.5 | | |
| + EIC (184.0) Scan Dec3017.D | | | 184.0, 154.0 | | | |
|  | | |  | | | |
| Dibenzofuran | N.D. | 8.77 | 139.0 | 38.2 | | |
| + EIC (168.0) Scan Dec3017.D | | | 168.0, 139.0 | | | |
|  | | |  | | | |
| 4-Nitrophenol | N.D. | 8.81 | 65.0 | 85.8 | 139.0 | 70.9 |
| + EIC (109.0) Scan Dec3017.D | | | 109.0, 139.0, 65.0 | | | |
|  | | |  | | | |

Quantitation Results Report (QT Reviewed)

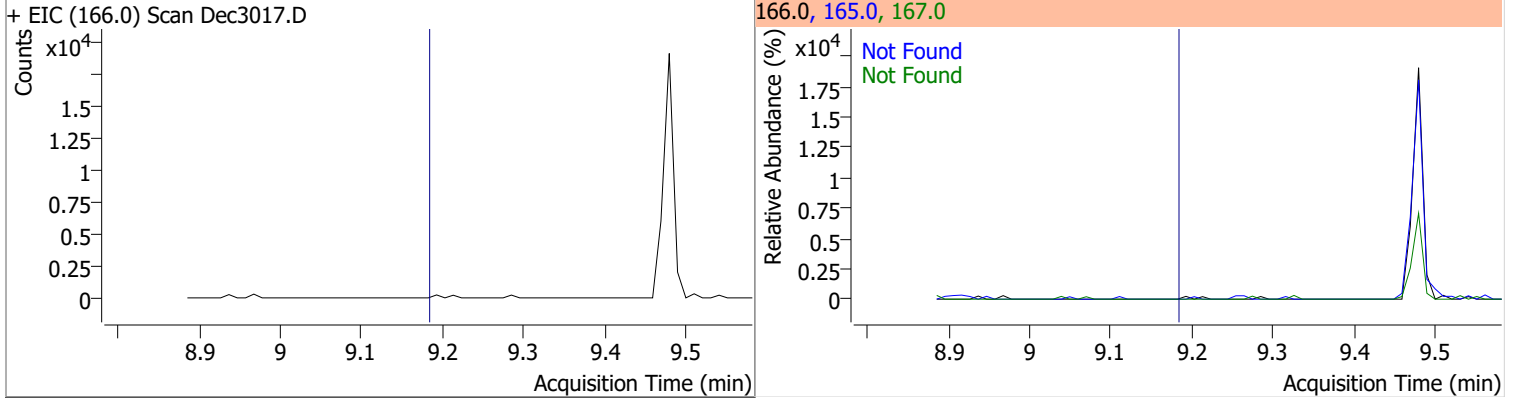
| Compound | Conc. | Exp RT | QIon | Exp Ratio | QIon | Exp Ratio |
|--------------------|-------|--------|------|-----------|------|-----------|
| 2,4-Dinitrotoluene | N.D. | 8.81 | 63.0 | 89.4 | 89.0 | 79.1 |



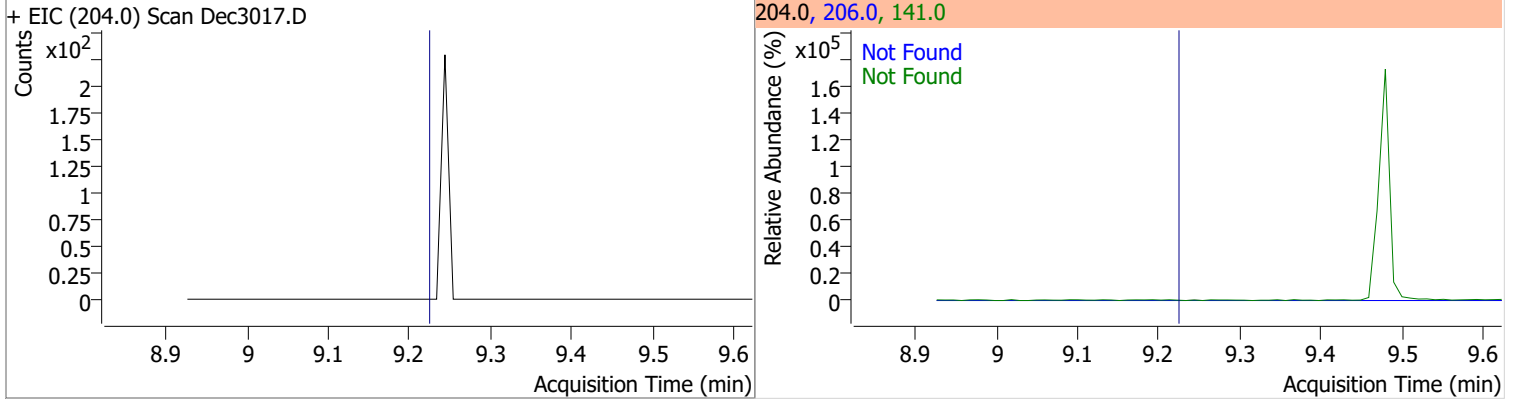
| Compound | Conc. | Exp RT | QIon | Exp Ratio | QIon | Exp Ratio |
|------------------|-------|--------|-------|-----------|-------|-----------|
| Diethylphthalate | N.D. | 9.14 | 177.0 | 19.4 | 150.0 | 12.3 |



| Compound | Conc. | Exp RT | QIon | Exp Ratio | QIon | Exp Ratio |
|----------|-------|--------|-------|-----------|-------|-----------|
| Fluorene | N.D. | 9.18 | 165.0 | 88.8 | 167.0 | 12.9 |

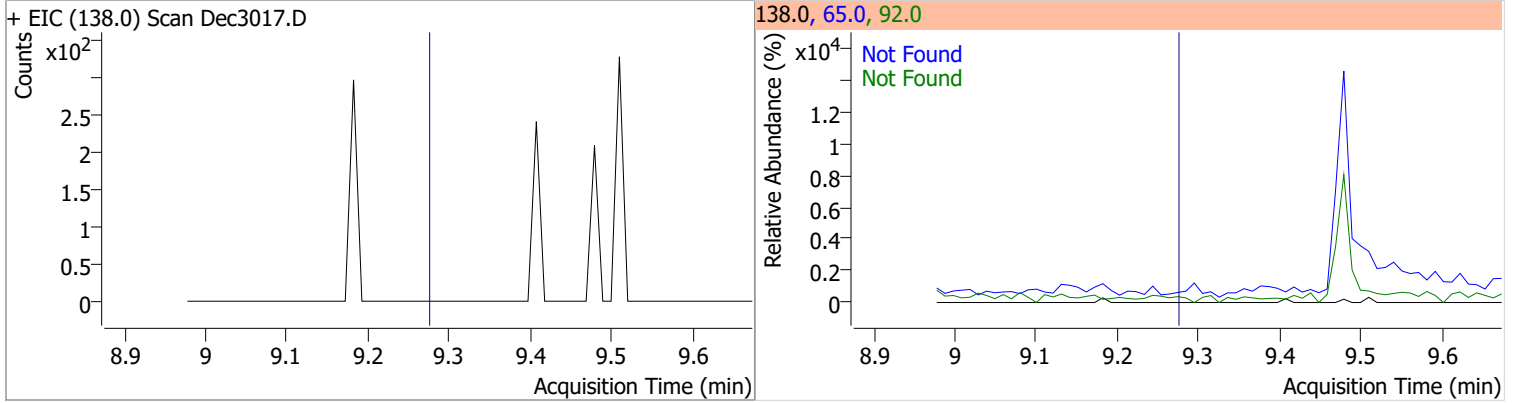


| Compound | Conc. | Exp RT | QIon | Exp Ratio | QIon | Exp Ratio |
|----------------------------|-------|--------|-------|-----------|-------|-----------|
| 4-Chlorophenyl-phenylether | N.D. | 9.22 | 141.0 | 65.7 | 206.0 | 32.4 |

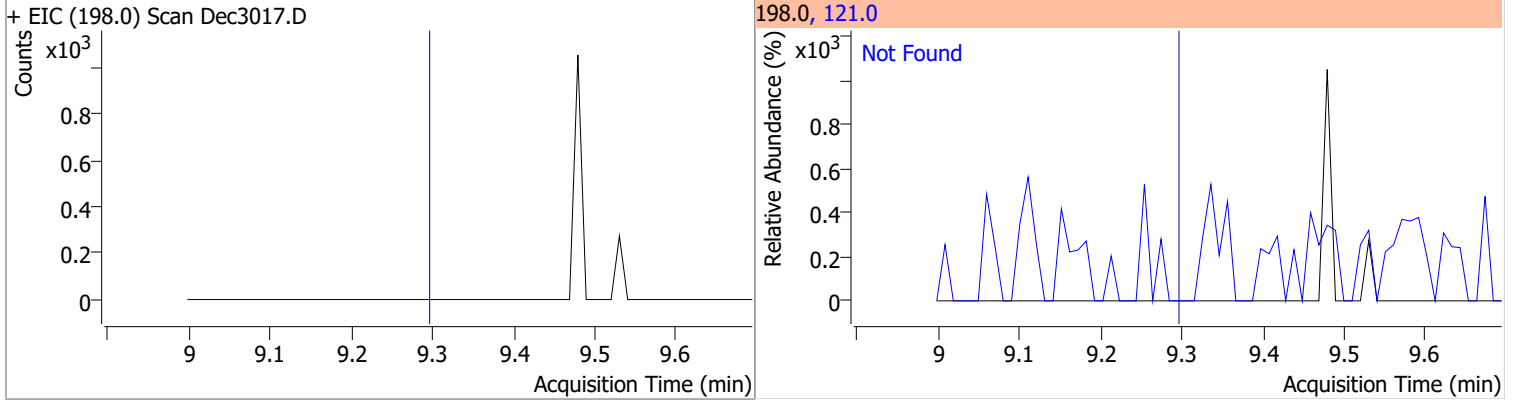


Quantitation Results Report (QT Reviewed)

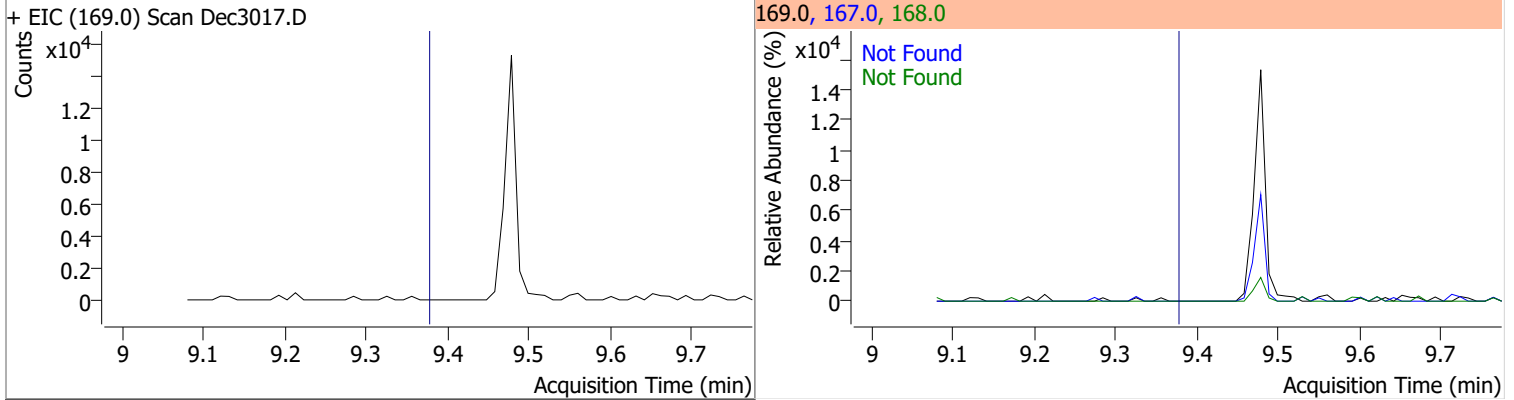
| Compound | Conc. | Exp RT | QIon | Exp Ratio | QIon | Exp Ratio |
|----------------|-------|--------|------|-----------|------|-----------|
| 4-Nitroaniline | N.D. | 9.27 | 65.0 | 131.3 | 92.0 | 49.5 |



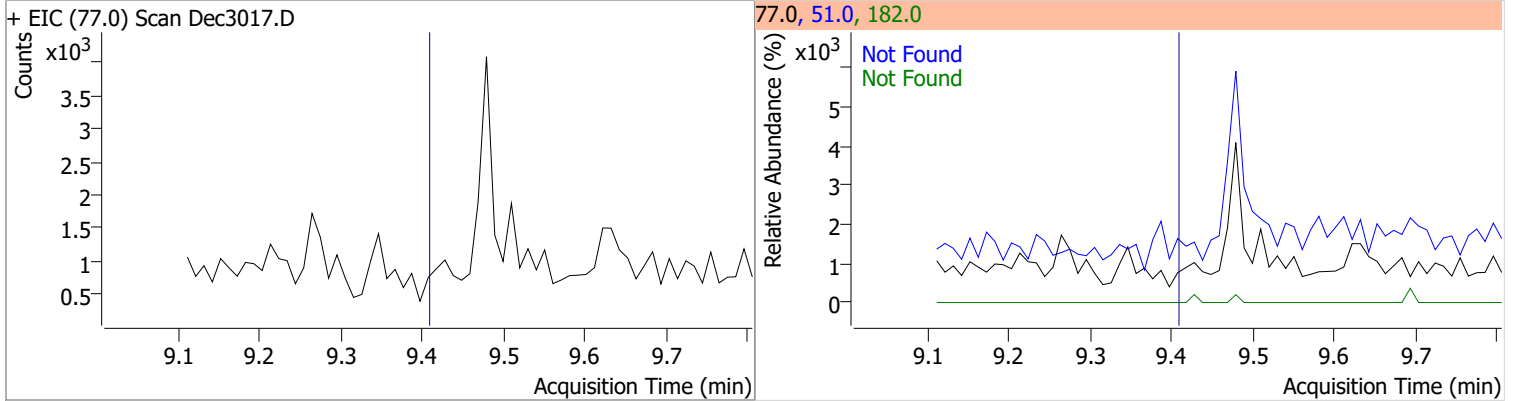
| Compound | Conc. | Exp RT | QIon | Exp Ratio |
|----------------------------|-------|--------|-------|-----------|
| 4,6-Dinitro-2-methylphenol | N.D. | 9.29 | 121.0 | 52.9 |



| Compound | Conc. | Exp RT | QIon | Exp Ratio | QIon | Exp Ratio |
|------------------------|-------|--------|-------|-----------|-------|-----------|
| N-nitrosodiphenylamine | N.D. | 9.38 | 168.0 | 66.6 | 167.0 | 35.0 |

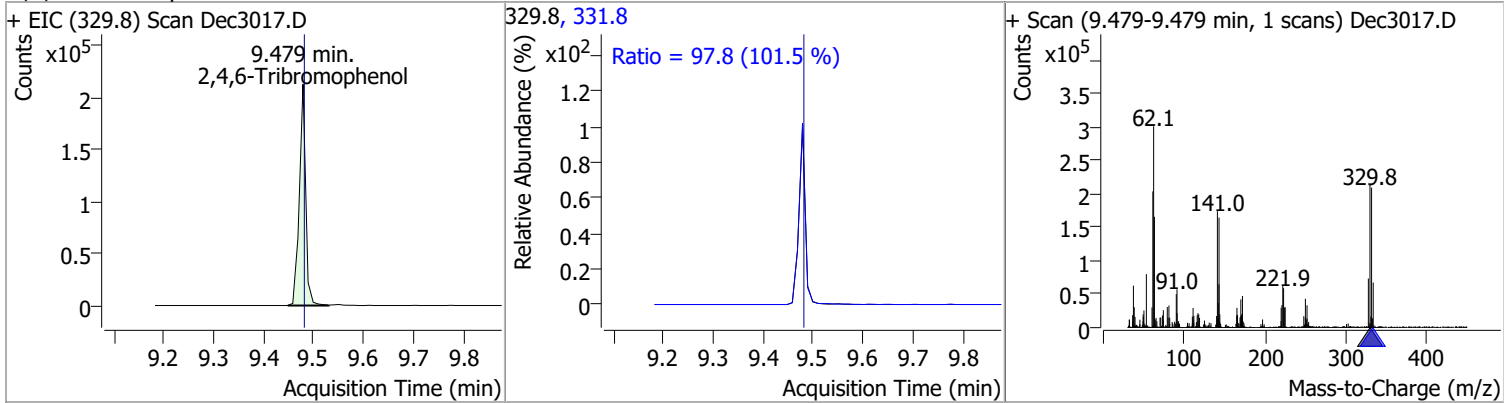


| Compound | Conc. | Exp RT | QIon | Exp Ratio | QIon | Exp Ratio |
|------------|-------|--------|------|-----------|-------|-----------|
| Azobenzene | N.D. | 9.41 | 51.0 | 49.7 | 182.0 | 23.1 |

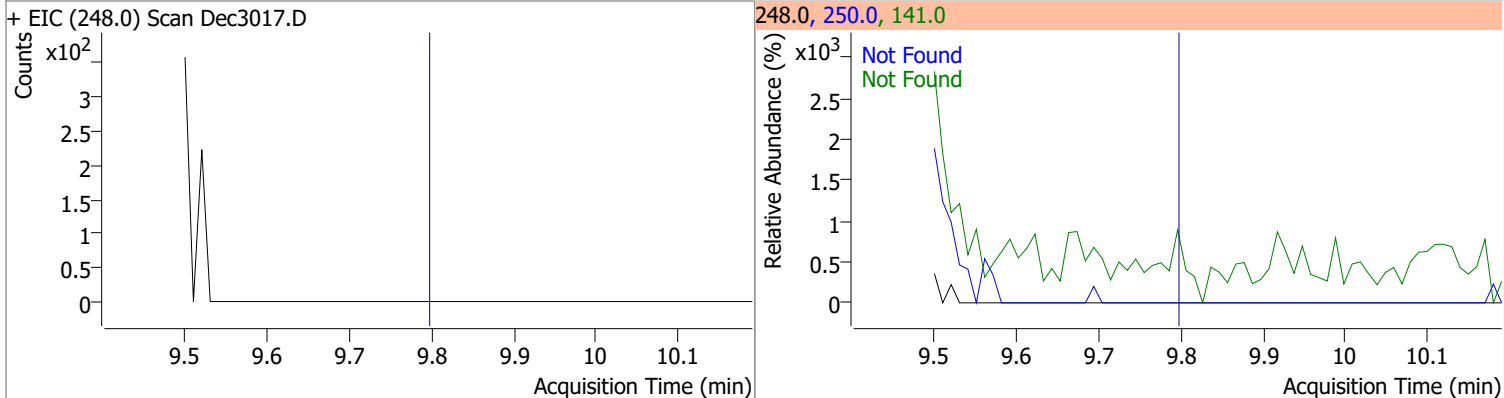


Quantitation Results Report (QT Reviewed)

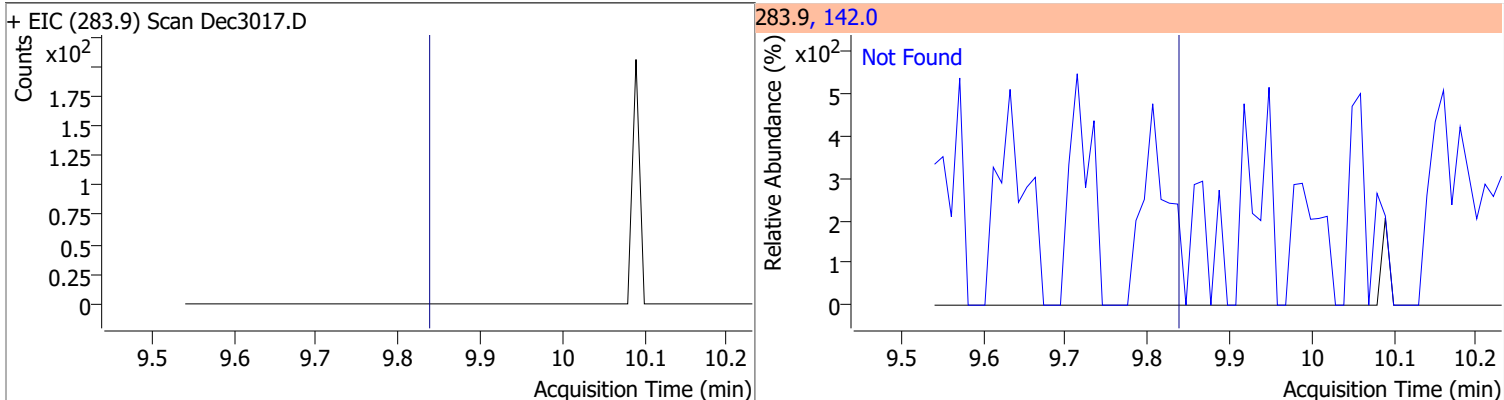
| Compound | Conc. | RT | Dev(Min) | Resp. | QIon | QRatio | Lower | Upper |
|----------------------|----------|------|----------|--------|-------|--------|-------|-------|
| 2,4,6-Tribromophenol | 199.5674 | 9.48 | 0.00 | 188516 | 331.8 | 97.8 | 67.5 | 125.3 |



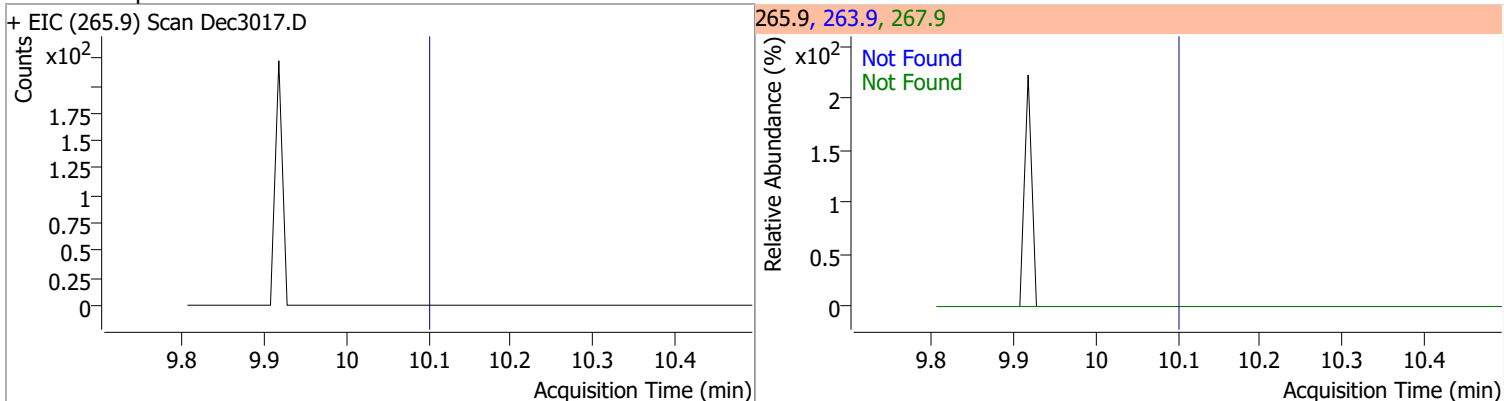
| Compound | Conc. | Exp RT | QIon | Exp Ratio | QIon | Exp Ratio |
|---------------------------|-------|--------|-------|-----------|-------|-----------|
| 4-Bromophenyl-phenylether | N.D. | 9.80 | 141.0 | 109.8 | 250.0 | 97.9 |



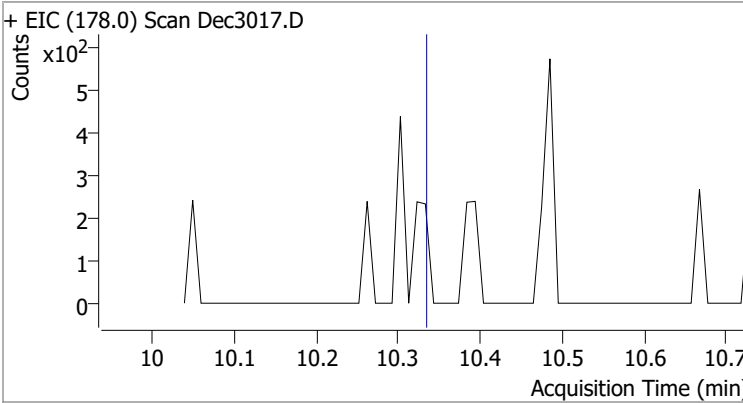
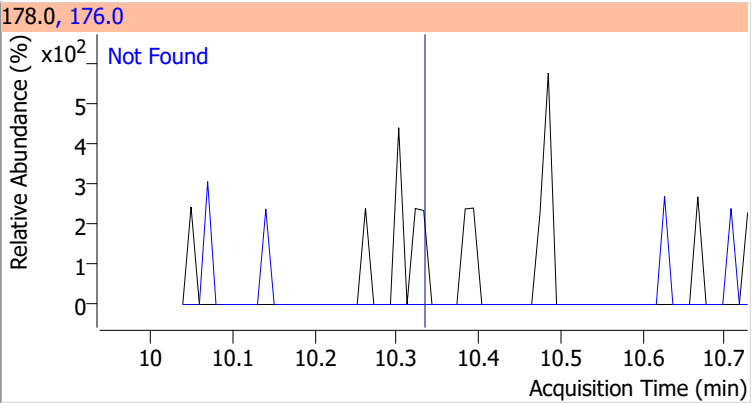
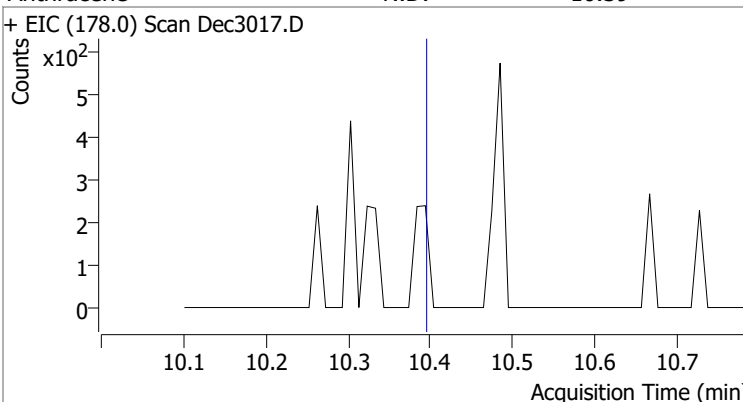
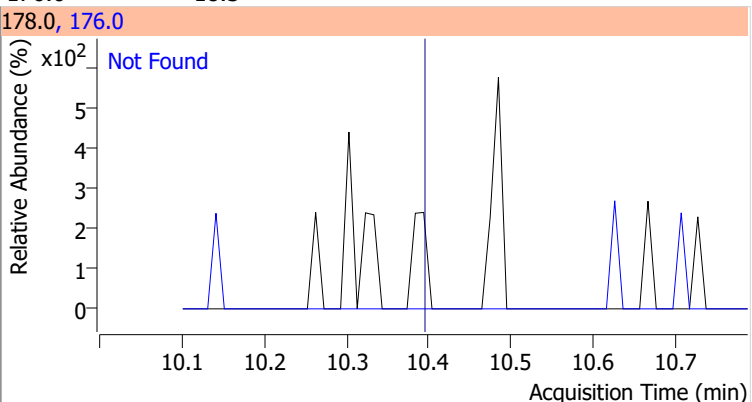
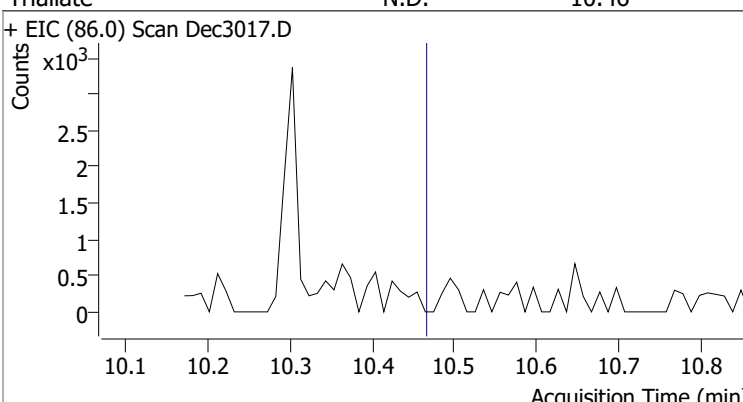
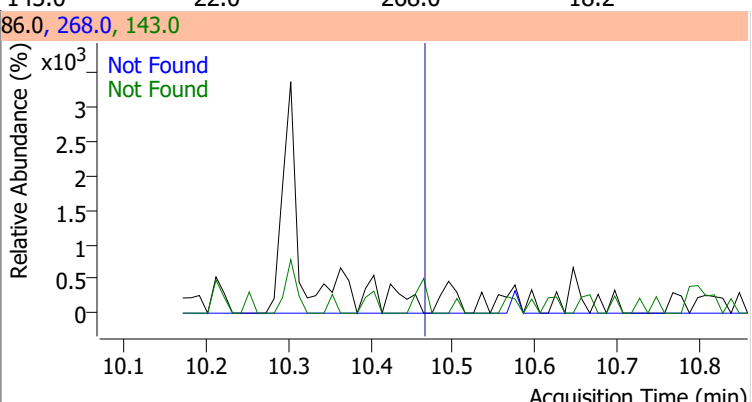
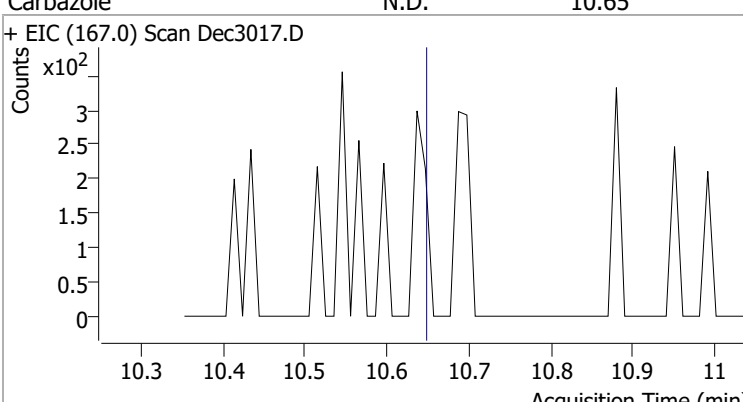
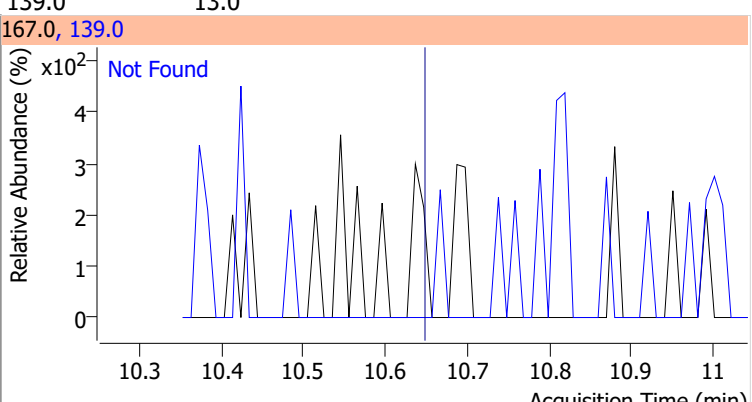
| Compound | Conc. | Exp RT | QIon | Exp Ratio | QIon | Exp Ratio |
|-------------------|-------|--------|-------|-----------|------|-----------|
| Hexachlorobenzene | N.D. | 9.84 | 142.0 | 64.6 | | |



| Compound | Conc. | Exp RT | QIon | Exp Ratio | QIon | Exp Ratio |
|-------------------|-------|--------|-------|-----------|-------|-----------|
| Pentachlorophenol | N.D. | 10.10 | 263.9 | 62.0 | 267.9 | 61.9 |

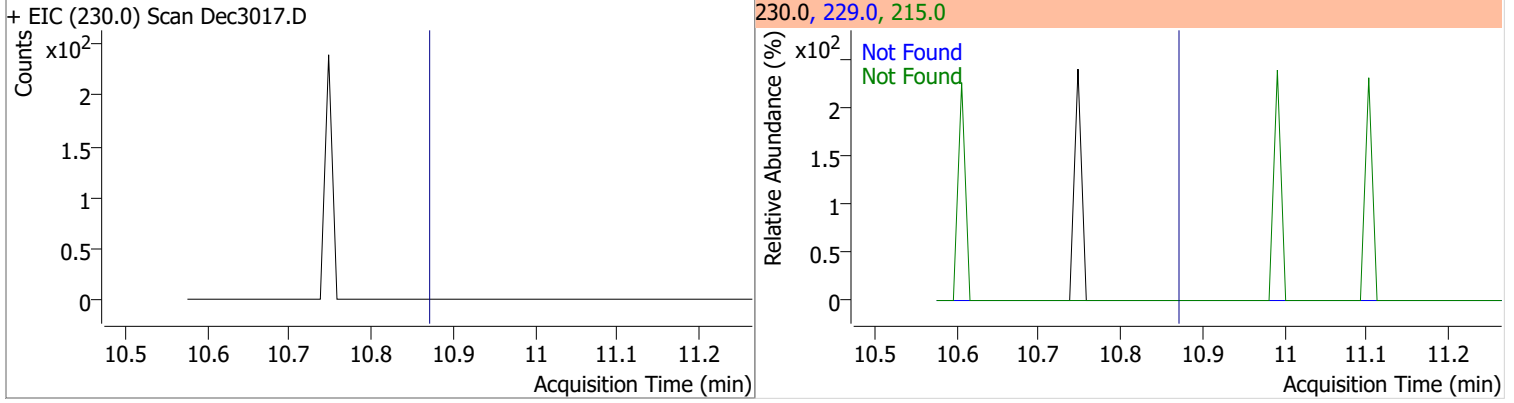


Quantitation Results Report (QT Reviewed)

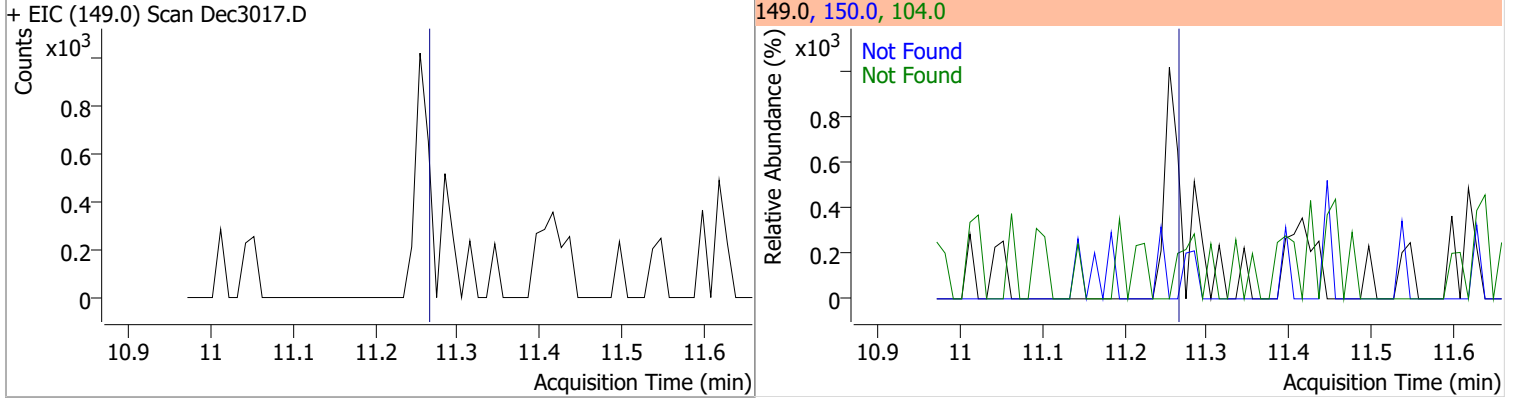
| Compound | Conc. | Exp RT | QIon | Exp Ratio | | |
|--|--|--------|--------------------|-----------|------|-----------|
| Phenanthrene | N.D. | 10.33 | 176.0 | 19.7 | | |
| + EIC (178.0) Scan Dec3017.D | | | 178.0, 176.0 | | | |
|  |  | | | | | |
| Anthracene | N.D. | 10.39 | 176.0 | 18.3 | | |
| + EIC (178.0) Scan Dec3017.D | | | 178.0, 176.0 | | | |
|  |  | | | | | |
| Triallate | N.D. | 10.46 | 143.0 | 22.0 | QIon | Exp Ratio |
| + EIC (86.0) Scan Dec3017.D | | | 86.0, 268.0, 143.0 | | | |
|  |  | | | | | |
| Carbazole | N.D. | 10.65 | 139.0 | 13.0 | | |
| + EIC (167.0) Scan Dec3017.D | | | 167.0, 139.0 | | | |
|  |  | | | | | |

Quantitation Results Report (QT Reviewed)

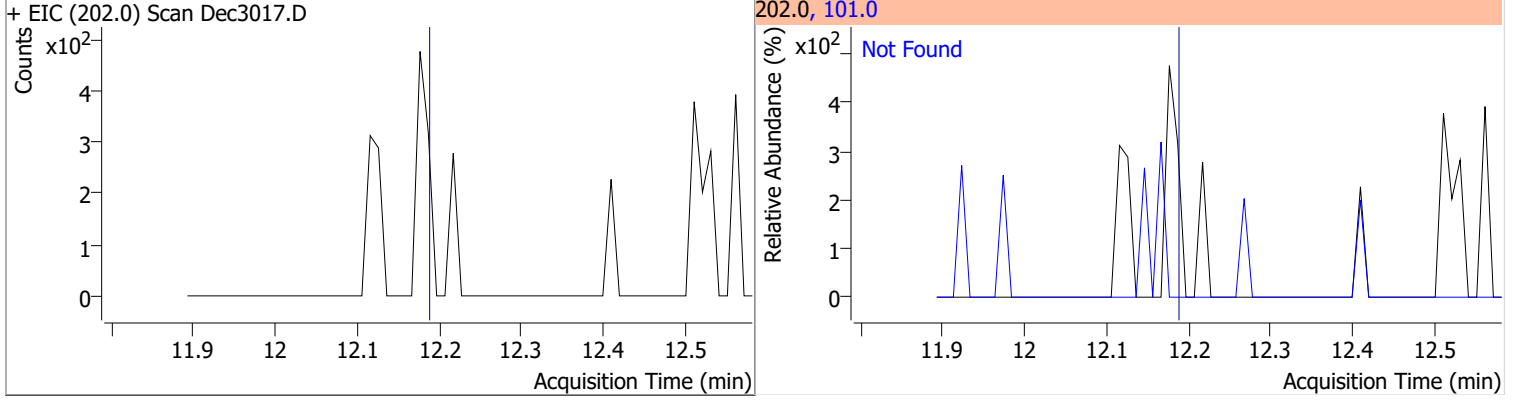
| Compound | Conc. | Exp RT | QIon | Exp Ratio | QIon | Exp Ratio |
|-------------|-------|--------|-------|-----------|-------|-----------|
| o-Terphenyl | N.D. | 10.87 | 229.0 | 67.7 | 215.0 | 38.2 |



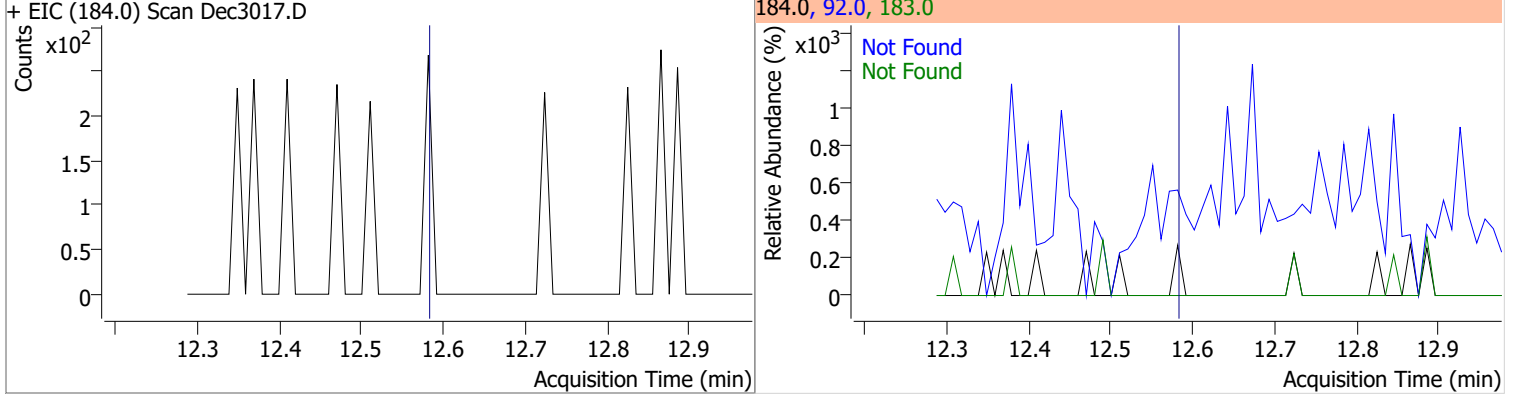
| Compound | Conc. | Exp RT | QIon | Exp Ratio | QIon | Exp Ratio |
|---------------------|-------|--------|-------|-----------|-------|-----------|
| Di-n-Butylphthalate | N.D. | 11.26 | 150.0 | 9.1 | 104.0 | 6.2 |



| Compound | Conc. | Exp RT | QIon | Exp Ratio |
|--------------|-------|--------|-------|-----------|
| Fluoranthene | N.D. | 12.19 | 101.0 | 15.0 |

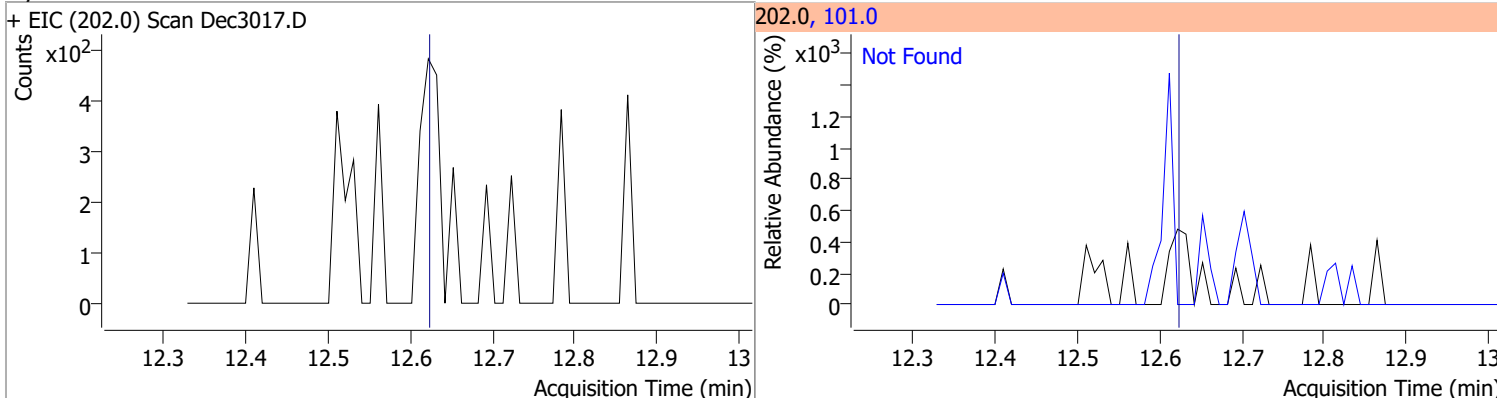


| Compound | Conc. | Exp RT | QIon | Exp Ratio | QIon | Exp Ratio |
|-----------|-------|--------|-------|-----------|------|-----------|
| Benzidine | N.D. | 12.58 | 183.0 | 11.5 | 92.0 | 9.0 |

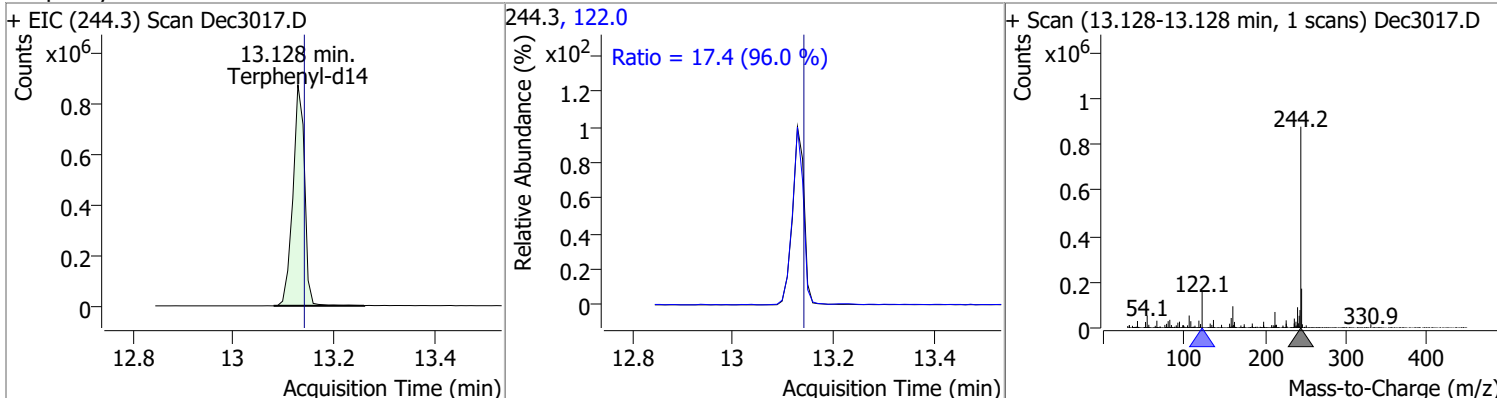


Quantitation Results Report (QT Reviewed)

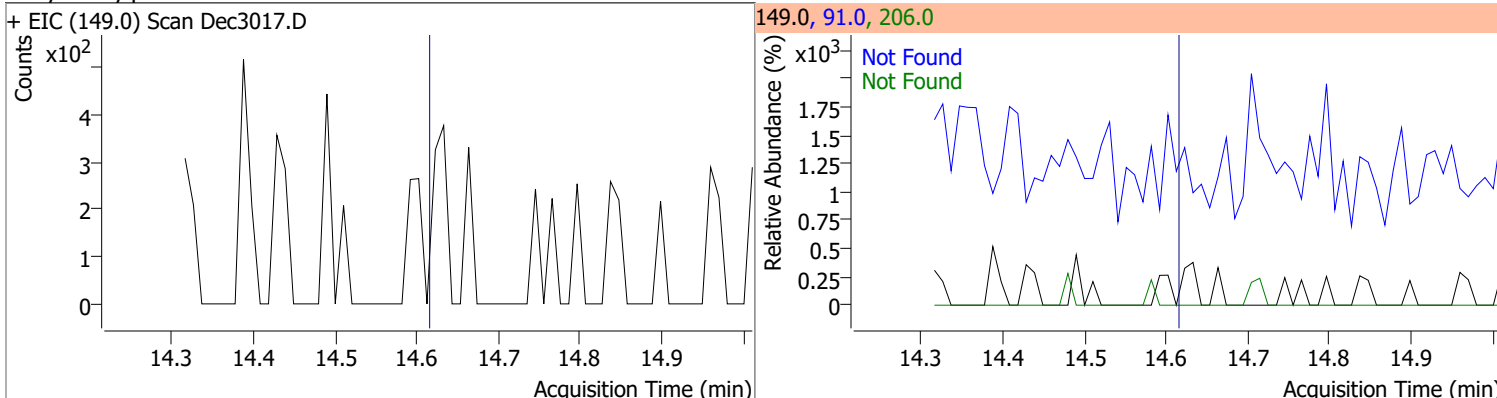
| Compound | Conc. | Exp RT | QIon | Exp Ratio |
|----------|-------|--------|-------|-----------|
| Pyrene | N.D. | 12.62 | 101.0 | 18.5 |



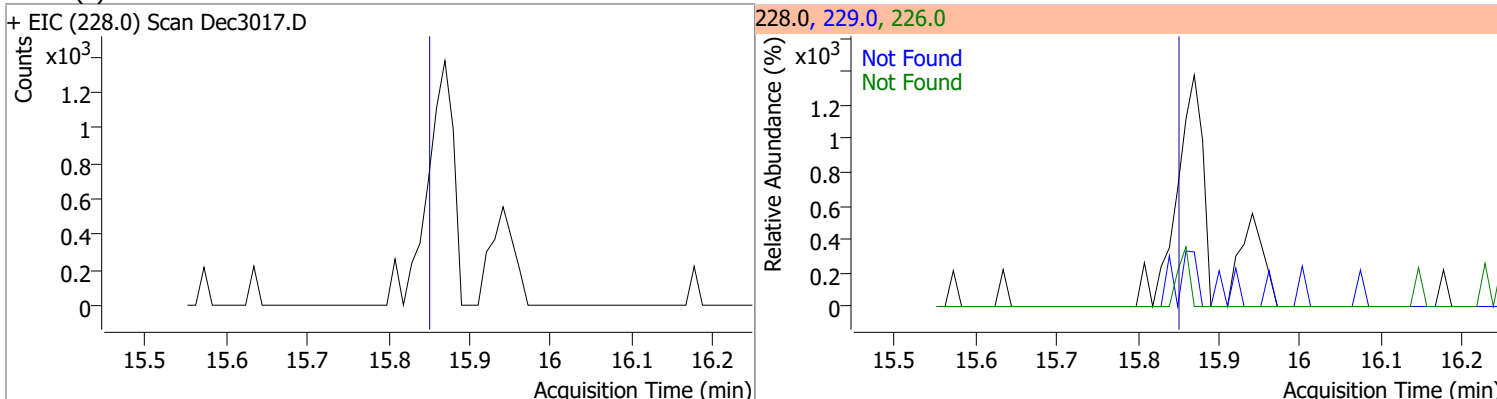
| Compound | Conc. | RT | Dev(Min) | Resp. | QIon | QRatio | Lower | Upper |
|---------------|---------|-------|----------|---------|-------|--------|-------|-------|
| Terphenyl-d14 | 95.2832 | 13.13 | -0.01 | 1407767 | 122.0 | 17.4 | 12.7 | 23.5 |



| Compound | Conc. | Exp RT | QIon | Exp Ratio | QIon | Exp Ratio |
|----------------------|-------|--------|------|-----------|-------|-----------|
| Butylbenzylphthalate | N.D. | 14.63 | 91.0 | 94.6 | 206.0 | 14.9 |

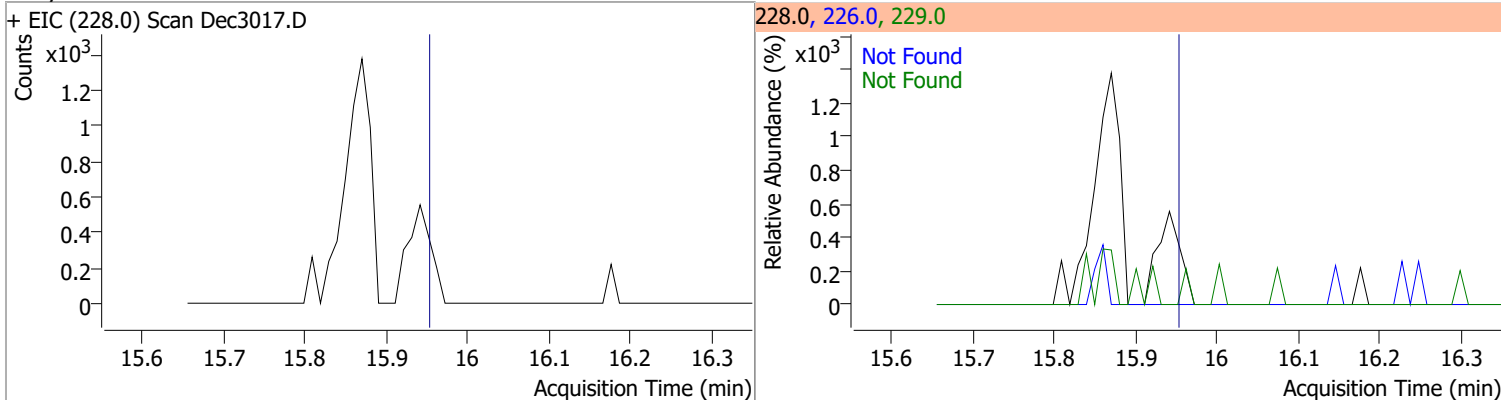


| Compound | Conc. | Exp RT | QIon | Exp Ratio | QIon | Exp Ratio |
|--------------------|-------|--------|-------|-----------|-------|-----------|
| Benzo(a)Anthracene | N.D. | 15.87 | 226.0 | 26.7 | 229.0 | 21.3 |

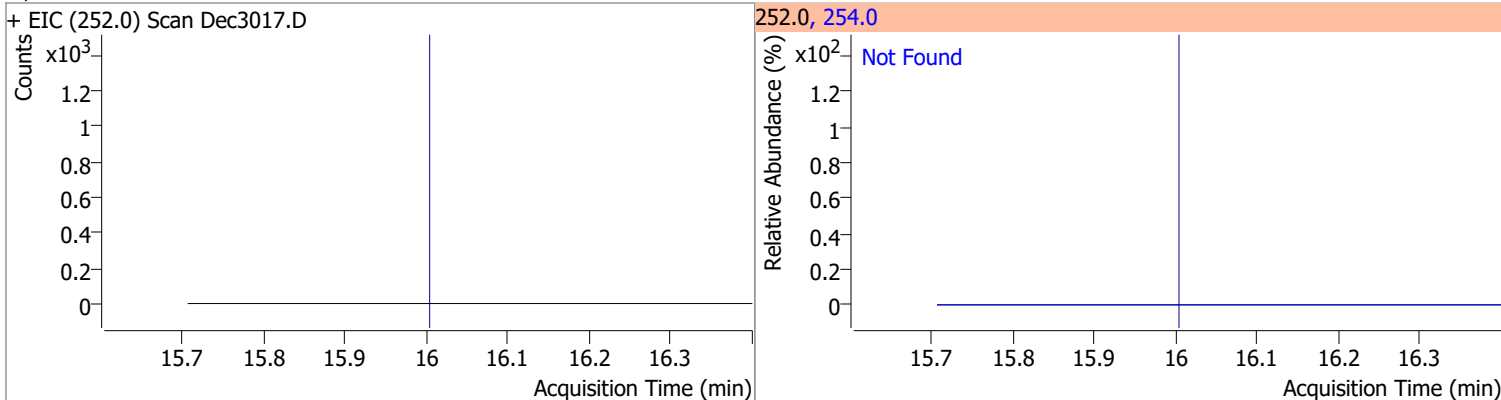


Quantitation Results Report (QT Reviewed)

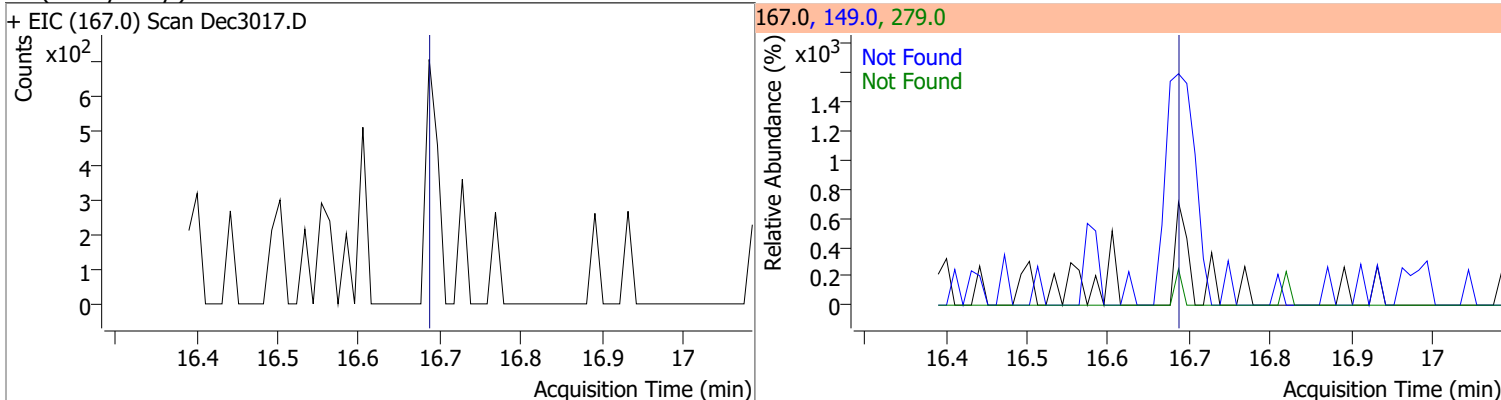
| Compound | Conc. | Exp RT | QIon | Exp Ratio | QIon | Exp Ratio |
|----------|-------|--------|-------|-----------|-------|-----------|
| Chrysene | N.D. | 15.97 | 226.0 | 30.6 | 229.0 | 20.9 |



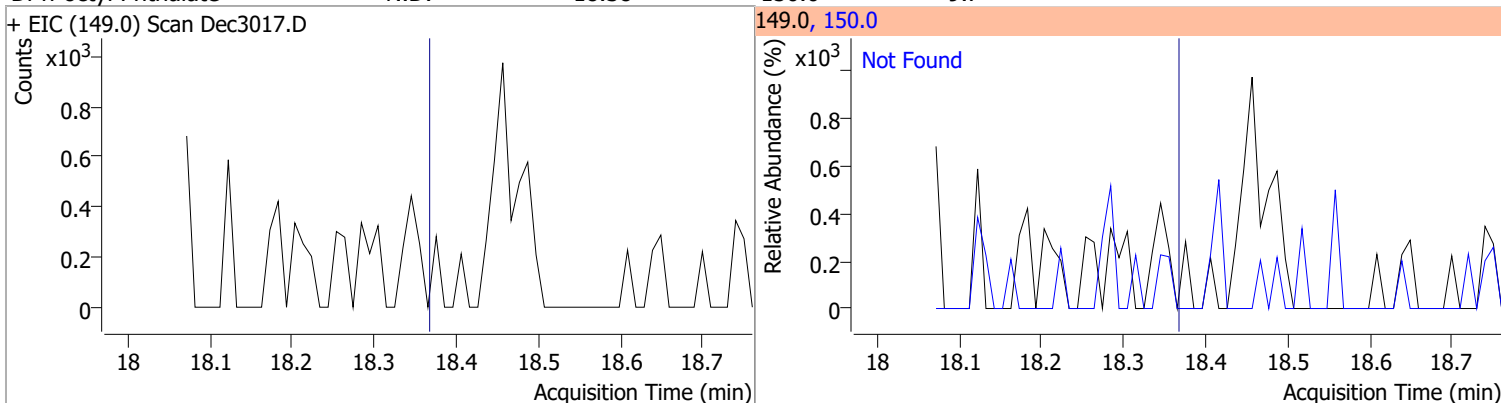
| Compound | Conc. | Exp RT | QIon | Exp Ratio |
|-----------------------|-------|--------|-------|-----------|
| 3,3-Dichlorobenzidine | N.D. | 16.02 | 254.0 | 62.0 |



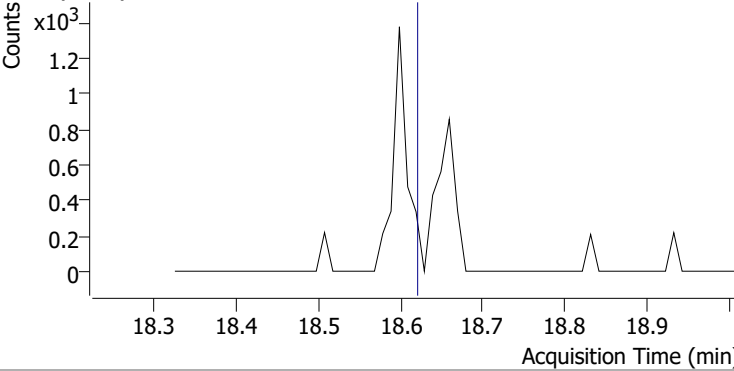
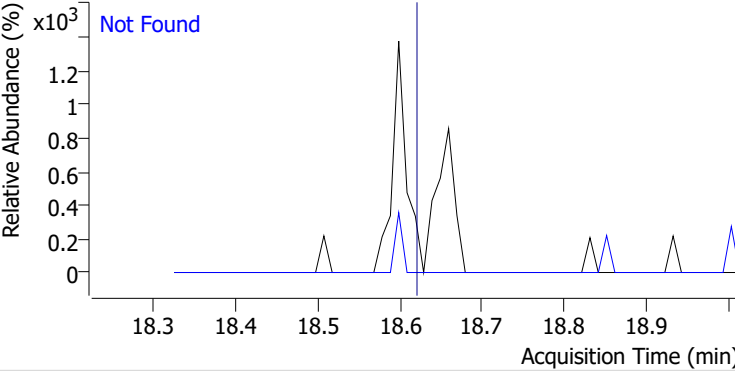
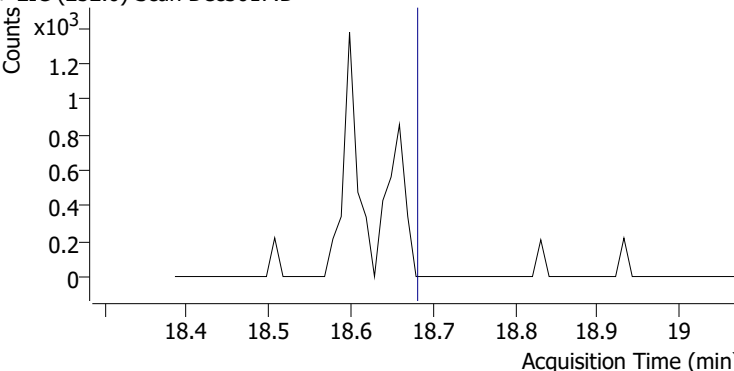
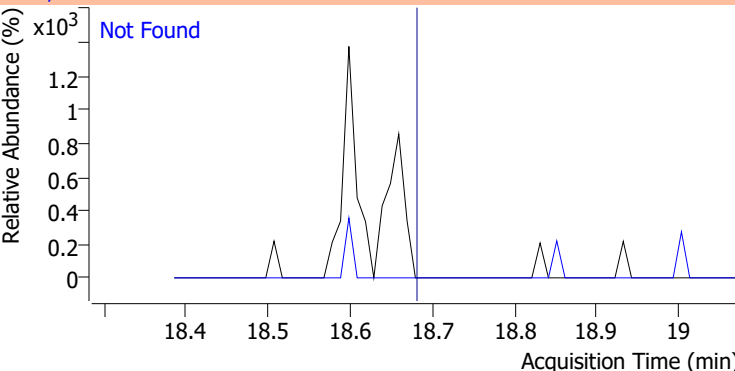
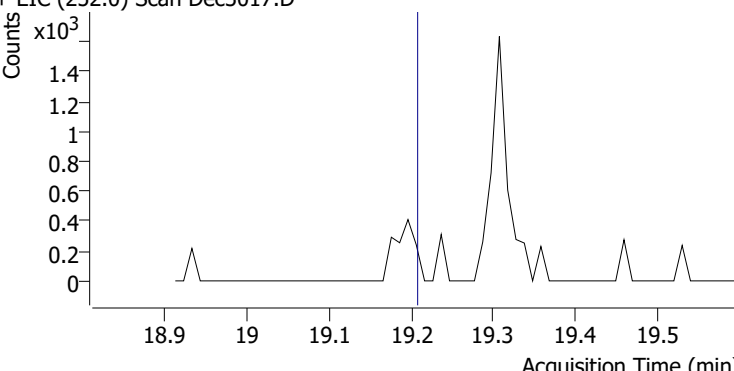
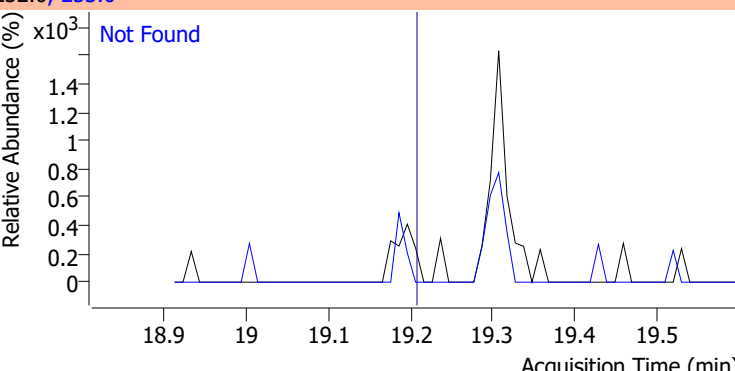
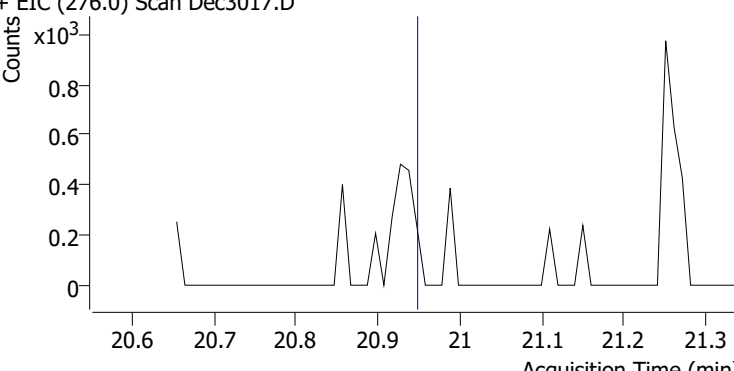
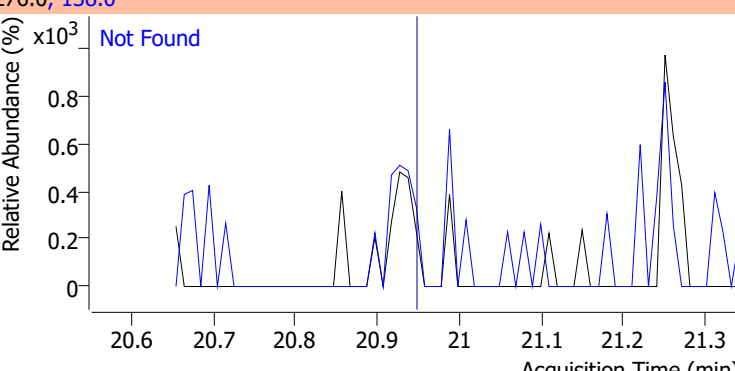
| Compound | Conc. | Exp RT | QIon | Exp Ratio | QIon | Exp Ratio |
|----------------------------|-------|--------|-------|-----------|-------|-----------|
| bis(2-ethylhexyl)Phthalate | N.D. | 16.71 | 149.0 | 421.6 | 279.0 | 11.2 |



| Compound | Conc. | Exp RT | QIon | Exp Ratio |
|----------------------|-------|--------|-------|-----------|
| Di-n-octyl Phthalate | N.D. | 18.38 | 150.0 | 9.7 |

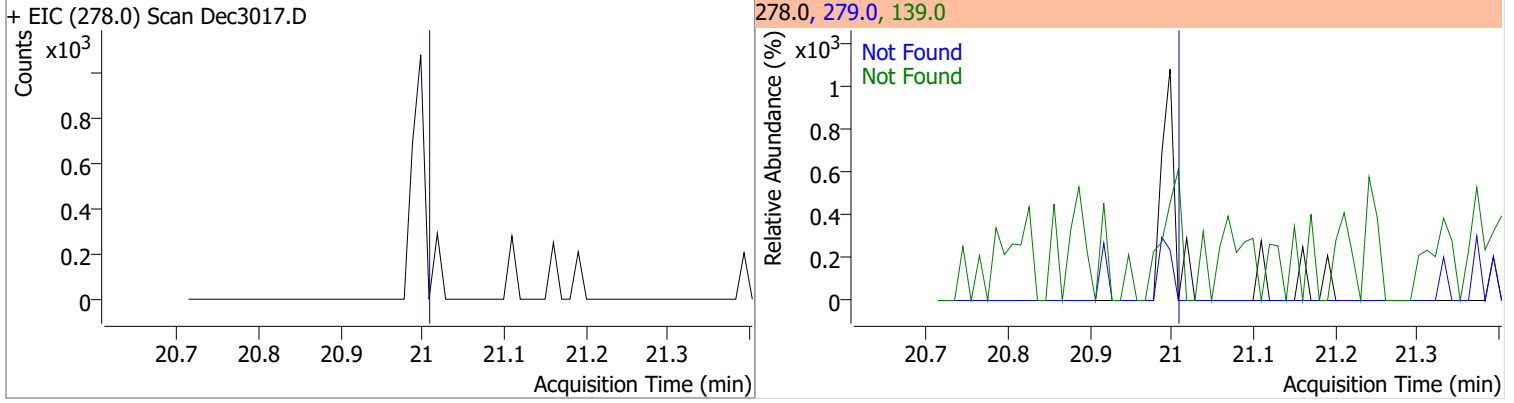


Quantitation Results Report (QT Reviewed)

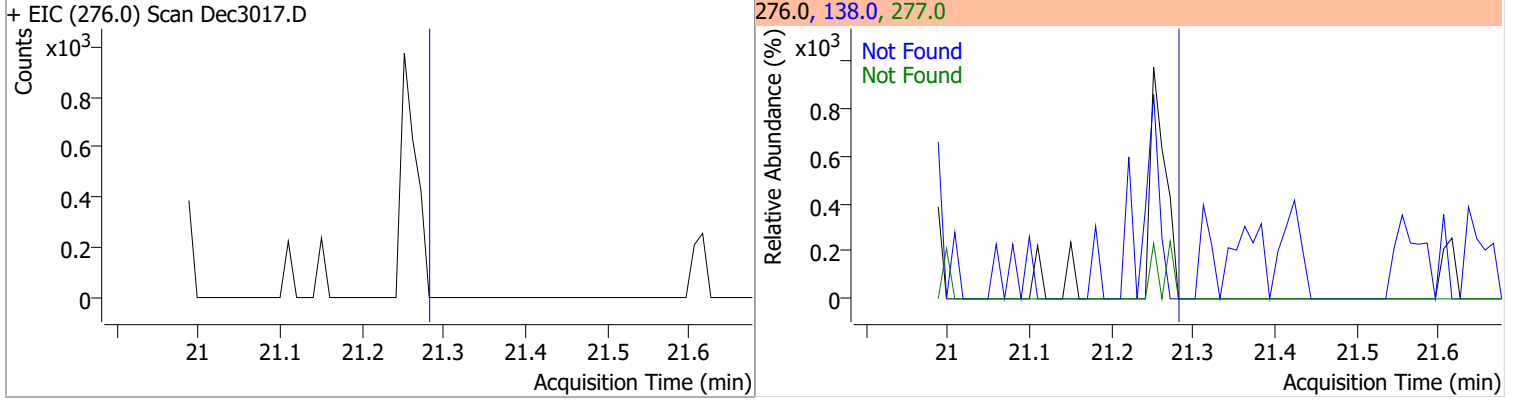
| Compound | Conc. | Exp RT | QIon | Exp Ratio |
|--|-------|--------|--|-----------|
| Benzo(b)fluoranthene | N.D. | 18.63 | 253.0 | 21.4 |
| + EIC (252.0) Scan Dec3017.D | | | 252.0, 253.0 | |
|  | | |  | |
| Benzo(k)fluoranthene | N.D. | 18.69 | 253.0 | 21.7 |
| + EIC (252.0) Scan Dec3017.D | | | 252.0, 253.0 | |
|  | | |  | |
| Benzo(a)pyrene | N.D. | 19.22 | 253.0 | 22.9 |
| + EIC (252.0) Scan Dec3017.D | | | 252.0, 253.0 | |
|  | | |  | |
| Indeno(1,2,3-c,d)pyrene | N.D. | 20.96 | 138.0 | 39.1 |
| + EIC (276.0) Scan Dec3017.D | | | 276.0, 138.0 | |
|  | | |  | |

Quantitation Results Report (QT Reviewed)

| Compound | Conc. | Exp RT | QIon | Exp Ratio | QIon | Exp Ratio |
|------------------------|-------|--------|-------|-----------|-------|-----------|
| Dibenzo(a,h)anthracene | N.D. | 21.02 | 139.0 | 30.6 | 279.0 | 24.6 |

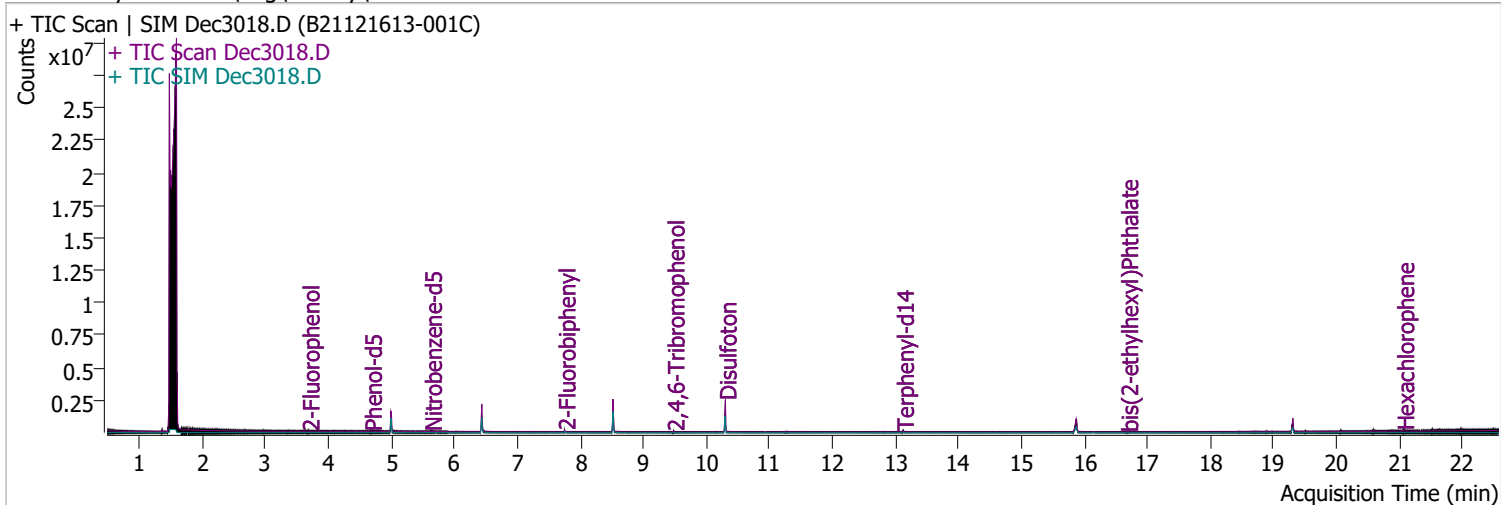


| Compound | Conc. | Exp RT | QIon | Exp Ratio | QIon | Exp Ratio |
|----------------------|-------|--------|-------|-----------|-------|-----------|
| Benzo(g,h,i)perylene | N.D. | 21.29 | 138.0 | 41.5 | 277.0 | 23.8 |



Quantitation Results Report (QT Reviewed)

| | | | |
|----------------|----------------------------|-------------------|------------------------|
| Data File | Dec3018.D | Operator | LIMS import |
| Acq. Method | BNA+SIM.M | Acq. Date-Time | 12/30/2021 9:23:49 PM |
| Sample Name | B21121613-001C | Instrument | Instrument #1 |
| Vial | 18 | Multiplier | 1.00 |
| DA Method File | 122821 bna 1 CAL.batch.bin | Comment | SVOC-8270-W |
| Tune File | dftppdsm.u | Tune Date | 11/24/2021 11:15:00 AM |
| Batch Name | 123021 bna 1.batch.bin | Last Calib Update | 1/3/2022 10:10:10 AM |
| Ref Library | D:\Org\Library\NIST129K.l | | |



| Compound | RT | QIon | Resp. | Conc. | Units | Dev(Min) |
|----------|----|------|-------|-------|-------|----------|
|----------|----|------|-------|-------|-------|----------|

Internal Standards

System Monitoring Compounds

| | | | | | | |
|------------------------|----------------------|-------|-------|------------------|------|--------|
| S 2-Fluorophenol | 3.684 | 112.0 | 18209 | 2.6162 | µg/L | -0.020 |
| Spiked Amount: 200.000 | Range: 10.0 - 75.0% | | | Recovery = 1.31% | | * |
| S Phenol-d5 | 4.675 | 99.0 | 24887 | 3.3324 | µg/L | -0.010 |
| Spiked Amount: 200.000 | Range: 10.0 - 65.0% | | | Recovery = 1.67% | | * |
| S Nitrobenzene-d5 | 5.624 | 82.0 | 13019 | 2.2957 | µg/L | 0.000 |
| Spiked Amount: 100.000 | Range: 32.0 - 94.0% | | | Recovery = 2.30% | | * |
| S 2-Fluorobiphenyl | 7.749 | 172.0 | 50129 | 2.5475 | µg/L | 0.000 |
| Spiked Amount: 100.000 | Range: 28.0 - 107.0% | | | Recovery = 2.55% | | * |
| S 2,4,6-Tribromophenol | 9.479 | 329.8 | 5110 | 7.6081 | µg/L | 0.000 |
| Spiked Amount: 200.000 | Range: 25.0 - 140.0% | | | Recovery = 3.80% | | * |
| S Terphenyl-d14 | 13.118 | 244.3 | 47560 | 3.3726 | µg/L | -0.020 |
| Spiked Amount: 100.000 | Range: 32.0 - 122.0% | | | Recovery = 3.37% | | * |

Target Compounds

| Target Compounds | RT | QIon | Resp. | Conc. | Units | Dev(Min) | QValue |
|-------------------------------|-------|------|-------|-------|-------|----------|--------|
| T N-Nitrosodimethylamine | 0.000 | | 0 | N.D. | | | |
| T Pyridine | 0.000 | | 0 | N.D. | | | |
| T Aniline | 0.000 | | 0 | N.D. | | | |
| T Phenol | 0.000 | | 0 | N.D. | | | |
| T bis(-2-Chloroethyl)Ether | 0.000 | | 0 | N.D. | | | |
| T 2-Chlorophenol | 0.000 | | 0 | N.D. | | | |
| T 1,3-Dichlorobenzene | 0.000 | | 0 | N.D. | | | |
| T 1,4-Dichlorobenzene | 0.000 | | 0 | N.D. | | | |
| T 1,2-Dichlorobenzene | 0.000 | | 0 | N.D. | | | |
| T Benzyl Alcohol | 0.000 | | 0 | N.D. | | | |
| T bis(2-chloroisopropyl)Ether | 0.000 | | 0 | N.D. | | | |
| T 2-Methylphenol | 0.000 | | 0 | N.D. | | | |
| T N-nitroso-Di-n-propylamine | 0.000 | | 0 | N.D. | | | |
| T 4Methylphenol/3Methylphenol | 0.000 | | 0 | N.D. | | | |
| T Hexachloroethane | 0.000 | | 0 | N.D. | | | |

Quantitation Results Report (QT Reviewed)

| Compound | RT | QIon | Resp. | Conc. | Units | Dev(Min) |
|-------------------------------|--------|-------|-------|--------|---------|----------|
| T Nitrobenzene | 0.000 | | 0 | N.D. | | |
| T Isophorone | 0.000 | | 0 | N.D. | | |
| T 2-Nitrophenol | 0.000 | | 0 | N.D. | | |
| T 2,4-Dimethylphenol | 0.000 | | 0 | N.D. | | |
| T bis(-2-Chloroethoxy)Methane | 0.000 | | 0 | N.D. | | |
| T Benzoic Acid | 0.000 | | 0 | N.D. | | |
| T 2,4-Dichlorophenol | 0.000 | | 0 | N.D. | | |
| T 1,2,4-Trichlorobenzene | 0.000 | | 0 | N.D. | | |
| T Naphthalene | 0.000 | | 0 | N.D. | | |
| T 4-Chlorophenol | 0.000 | | 0 | N.D. | | |
| T p-Chloroaniline | 0.000 | | 0 | N.D. | | |
| T Hexachlorobutadiene | 0.000 | | 0 | N.D. | | |
| T 4-Chloro-2-Methylphenol | 0.000 | | 0 | N.D. | | |
| T 4-Chloro-3-Methylphenol | 0.000 | | 0 | N.D. | | |
| T 2-Methylnaphthalene | 0.000 | | 0 | N.D. | | |
| T 1-Methylnaphthalene | 0.000 | | 0 | N.D. | | |
| T Hexachlorocyclopentadiene | 0.000 | | 0 | N.D. | | |
| T 2,4,6-Trichlorophenol | 0.000 | | 0 | N.D. | | |
| T 2,4,5-Trichlorophenol | 0.000 | | 0 | N.D. | | |
| T 2-Chloronaphthalene | 0.000 | | 0 | N.D. | | |
| T 2-Nitroaniline | 0.000 | | 0 | N.D. | | |
| T Dimethyl Phthalate | 8.517 | 163.0 | 0 | | µg/L md | 1 |
| T 2,6-Dinitrotoluene | 8.517 | 165.0 | 0 | | µg/L md | 1 |
| T Acenaphthylene | 0.000 | | 0 | N.D. | | |
| T 3-Nitroaniline | 0.000 | | 0 | N.D. | | |
| T Acenaphthene | 0.000 | | 0 | N.D. | | |
| T 2,4-Dinitrophenol | 0.000 | | 0 | N.D. | | |
| T Dibenzofuran | 0.000 | | 0 | N.D. | | |
| T 4-Nitrophenol | 0.000 | | 0 | N.D. | | |
| T 2,4-Dinitrotoluene | 0.000 | | 0 | N.D. | | |
| T Diethylphthalate | 0.000 | | 0 | N.D. | | |
| T Fluorene | 0.000 | | 0 | N.D. | | |
| T 4-Chlorophenyl-phenylether | 0.000 | | 0 | N.D. | | |
| T 4-Nitroaniline | 0.000 | | 0 | N.D. | | |
| T 4,6-Dinitro-2-methylphenol | 0.000 | | 0 | N.D. | | |
| T N-nitrosodiphenylamine | 0.000 | | 0 | N.D. | | |
| T Azobenzene | 0.000 | | 0 | N.D. | | |
| T 4-Bromophenyl-phenylether | 0.000 | | 0 | N.D. | | |
| T Hexachlorobenzene | 0.000 | | 0 | N.D. | | |
| T Pentachlorophenol | 0.000 | | 0 | N.D. | | |
| T Phenanthrene | 0.000 | | 0 | N.D. | | |
| T Anthracene | 0.000 | | 0 | N.D. | | |
| T Triallate | 0.000 | | 0 | N.D. | | |
| T Carbazole | 0.000 | | 0 | N.D. | | |
| T o-Terphenyl | 0.000 | | 0 | N.D. | | |
| T Di-n-Butylphthalate | 0.000 | | 0 | N.D. | | |
| T Fluoranthene | 0.000 | | 0 | N.D. | | |
| T Benzidine | 0.000 | | 0 | N.D. | | |
| T Pyrene | 0.000 | | 0 | N.D. | | |
| T Butylbenzylphthalate | 0.000 | | 0 | N.D. | | |
| T Benzo(a)Anthracene | 0.000 | | 0 | N.D. | | |
| T Chrysene | 0.000 | | 0 | N.D. | | |
| T 3,3-Dichlorobenzidine | 0.000 | | 0 | N.D. | | |
| T bis(2-ethylhexyl)Phthalate | 16.677 | 167.0 | 2821 | 2.3440 | µg/L | 50 |
| T Di-n-octyl Phthalate | 0.000 | | 0 | N.D. | | |

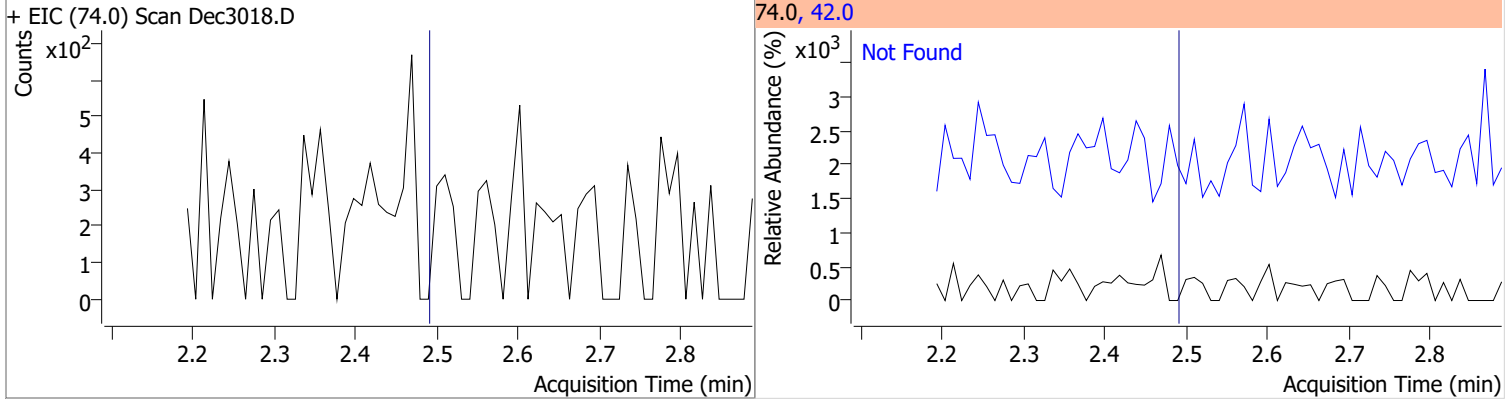
Quantitation Results Report (QT Reviewed)

| Compound | RT | QIon | Resp. | Conc. | Units | Dev(Min) |
|---------------------------|-------|------|-------|-------|-------|----------|
| T Benzo(b)fluoranthene | 0.000 | | 0 | N.D. | | |
| T Benzo(k)fluoranthene | 0.000 | | 0 | N.D. | | |
| T Benzo(a)pyrene | 0.000 | | 0 | N.D. | | |
| T Indeno(1,2,3-c,d)pyrene | 0.000 | | 0 | N.D. | | |
| T Dibenzo(a,h)anthracene | 0.000 | | 0 | N.D. | | |
| T Benzo(g,h,i)perylene | 0.000 | | 0 | N.D. | | |

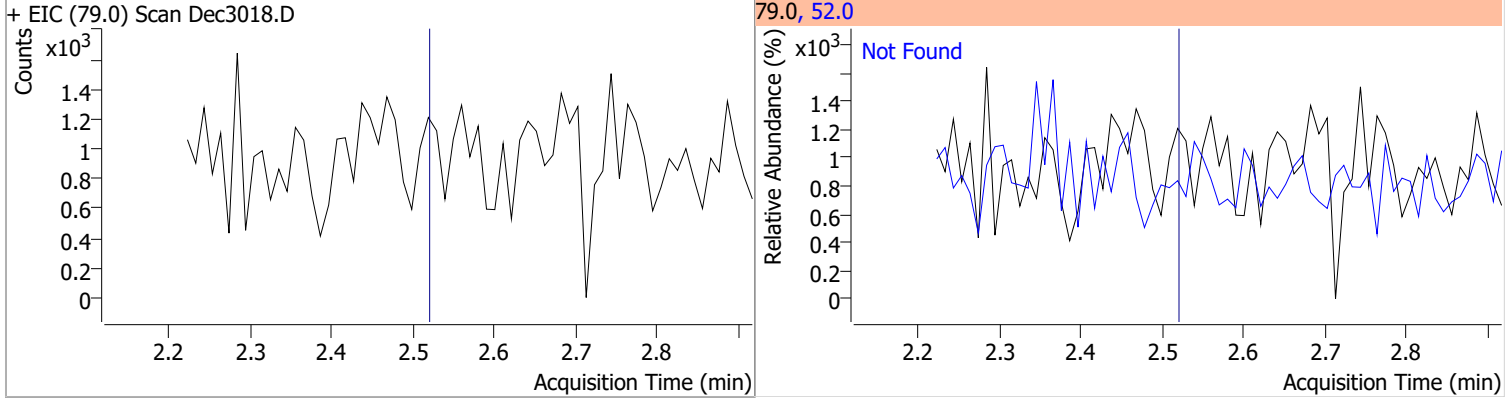
(#) = Qualifier Out of Range; (m) = Manual Integration; (+) = Area Summed; (*) = Surrogate Percent Recovery Out of Range; (d): Zeroed Peak

Quantitation Results Report (QT Reviewed)

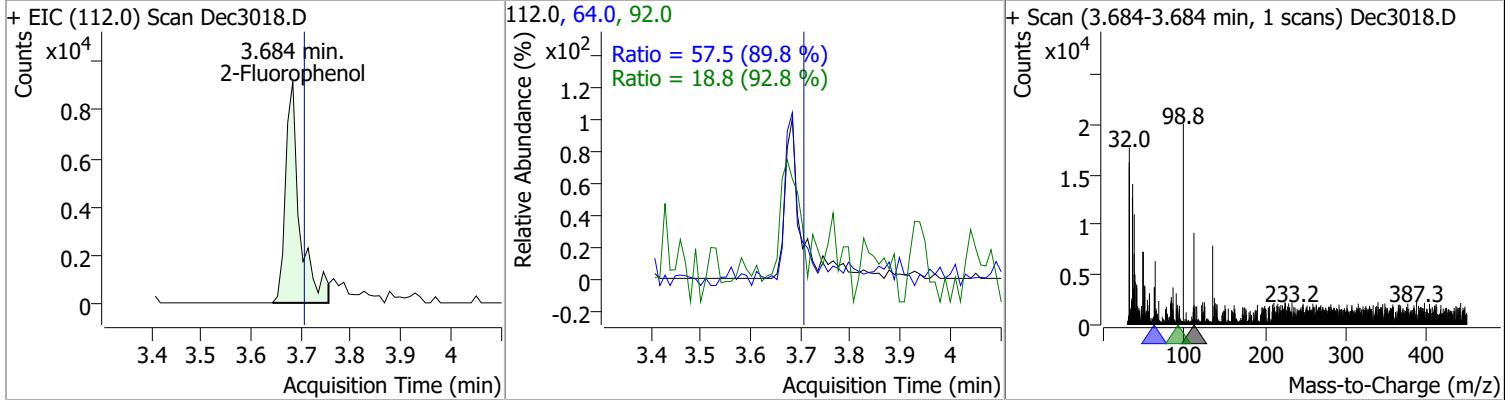
| Compound | Conc. | Exp RT | QIon | Exp Ratio |
|------------------------|-------|--------|------|-----------|
| N-Nitrosodimethylamine | N.D. | 2.49 | 42.0 | 184.8 |



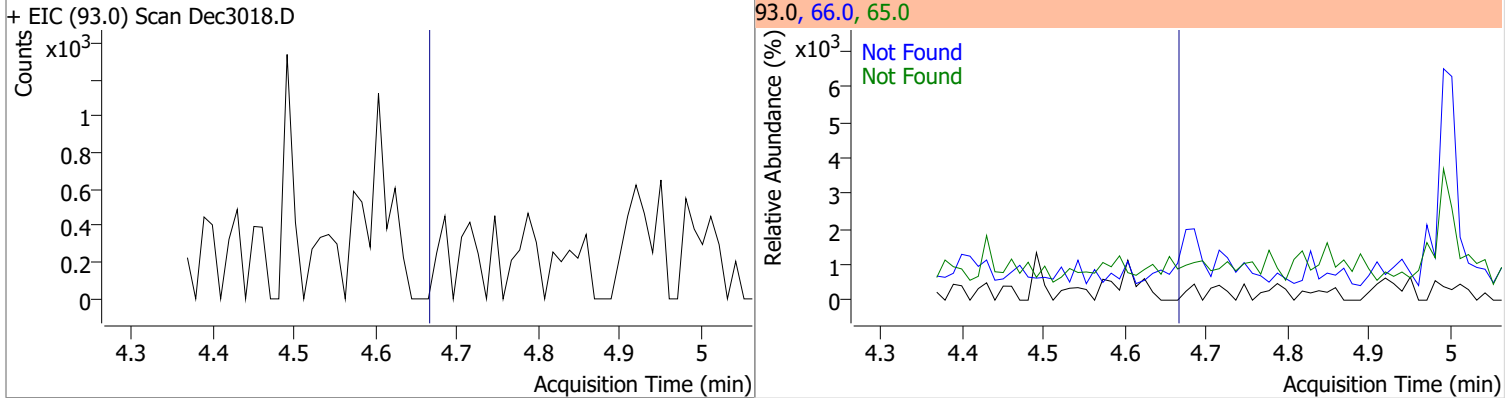
| Compound | Conc. | Exp RT | QIon | Exp Ratio |
|----------|-------|--------|------|-----------|
| Pyridine | N.D. | 2.52 | 52.0 | 135.8 |



| Compound | Conc. | RT | Dev(Min) | Resp. | QIon | QRatio | Lower | Upper |
|----------------|--------|------|----------|-------|--------------|--------------|--------------|--------------|
| 2-Fluorophenol | 2.6162 | 3.68 | -0.02 | 18209 | 64.0 92.0 | 57.5 18.8 | 44.8 14.2 | 83.2 26.4 |

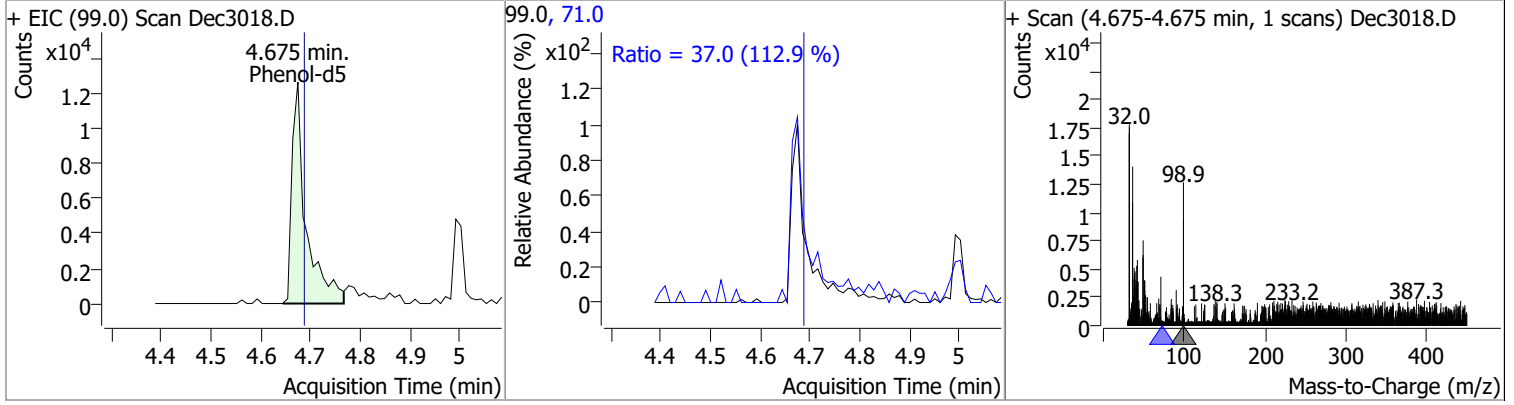


| Compound | Conc. | Exp RT | QIon | Exp Ratio | QIon | Exp Ratio |
|----------|-------|--------|------|-----------|------|-----------|
| Aniline | N.D. | 4.66 | 66.0 | 41.6 | 65.0 | 23.1 |

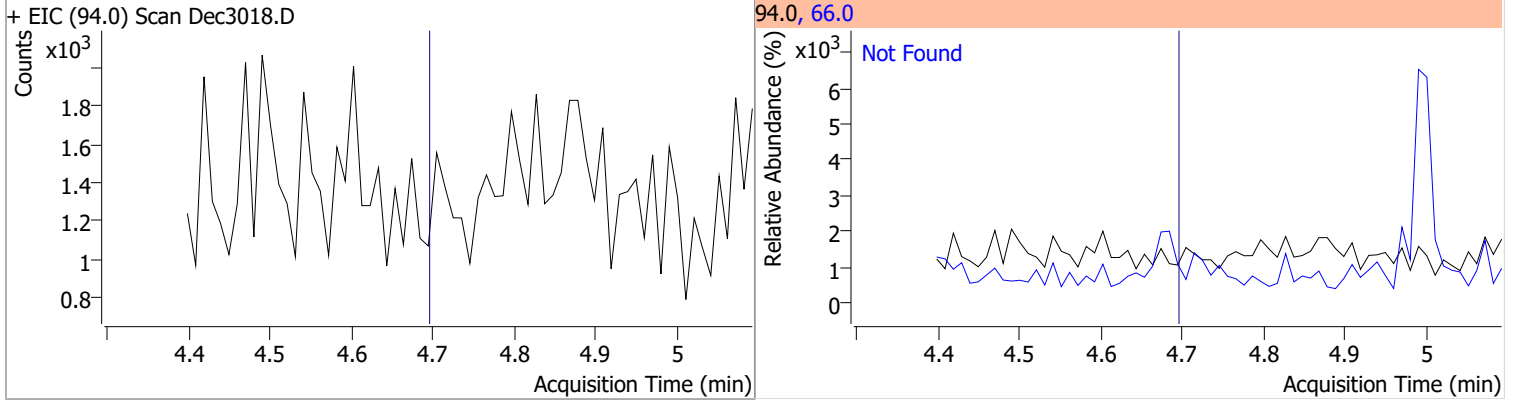


Quantitation Results Report (QT Reviewed)

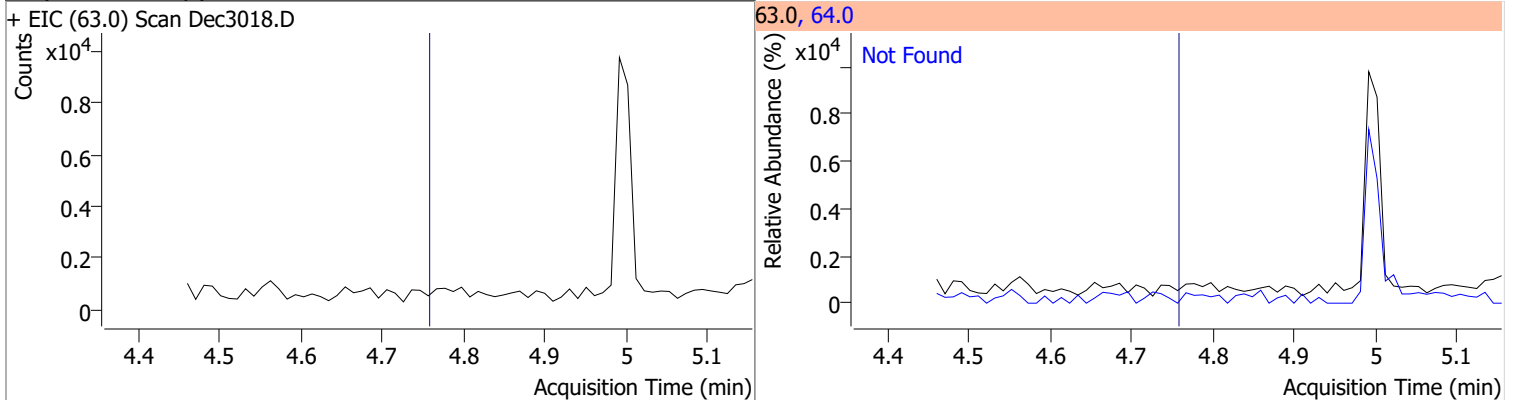
| Compound | Conc. | RT | Dev(Min) | Resp. | QIon | QRatio | Lower | Upper |
|-----------|--------|------|----------|-------|------|--------|-------|-------|
| Phenol-d5 | 3.3324 | 4.67 | -0.01 | 24887 | 71.0 | 37.0 | 22.9 | 42.5 |



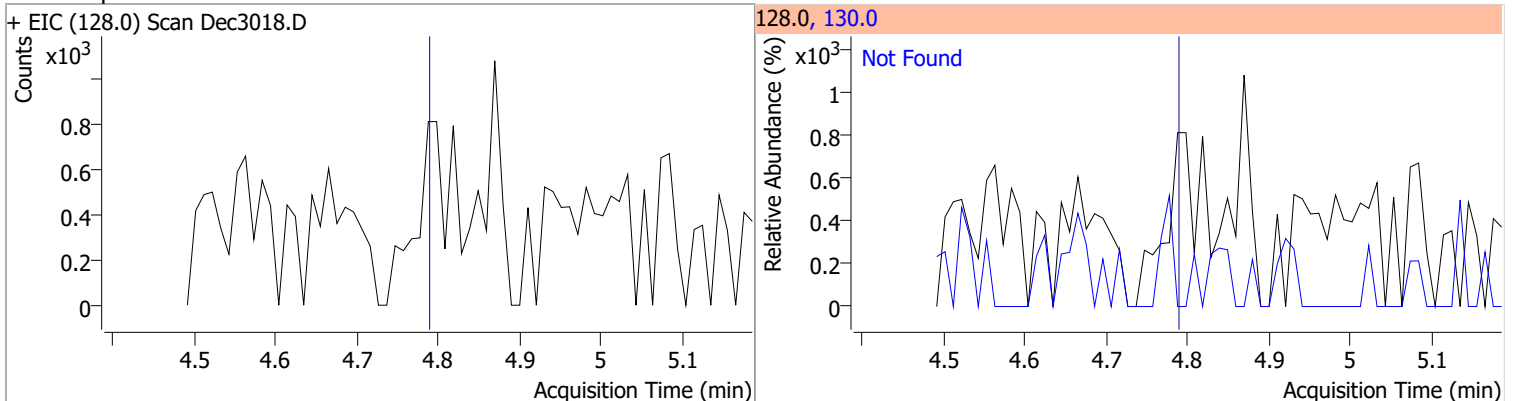
| Compound | Conc. | Exp RT | QIon | Exp Ratio |
|----------|-------|--------|------|-----------|
| Phenol | N.D. | 4.69 | 66.0 | 40.8 |



| Compound | Conc. | Exp RT | QIon | Exp Ratio |
|--------------------------|-------|--------|------|-----------|
| bis(-2-Chloroethyl)Ether | N.D. | 4.76 | 64.0 | 2.8 |

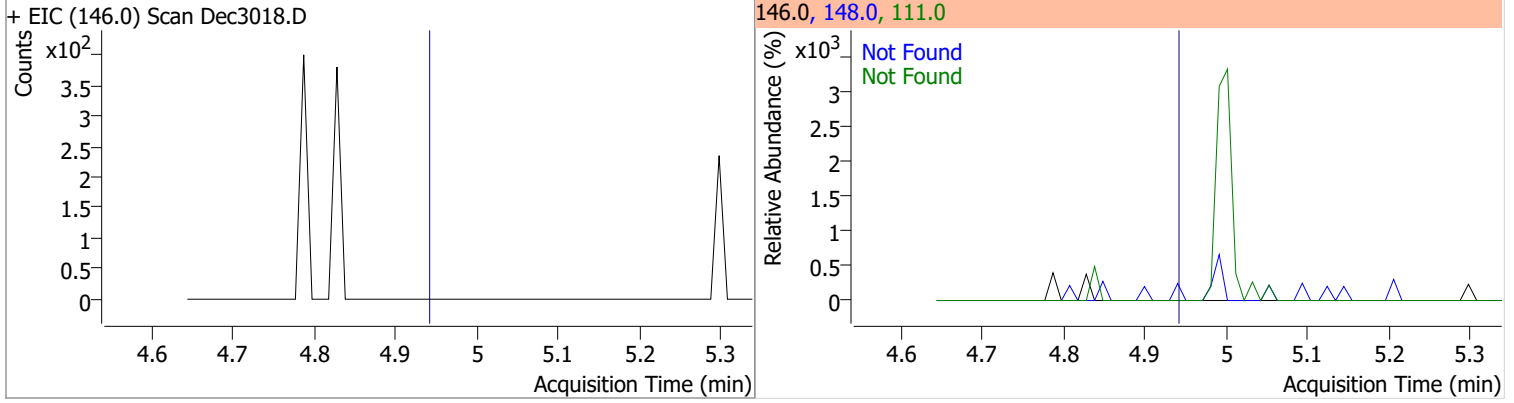


| Compound | Conc. | Exp RT | QIon | Exp Ratio |
|----------------|-------|--------|-------|-----------|
| 2-Chlorophenol | N.D. | 4.79 | 130.0 | 32.3 |

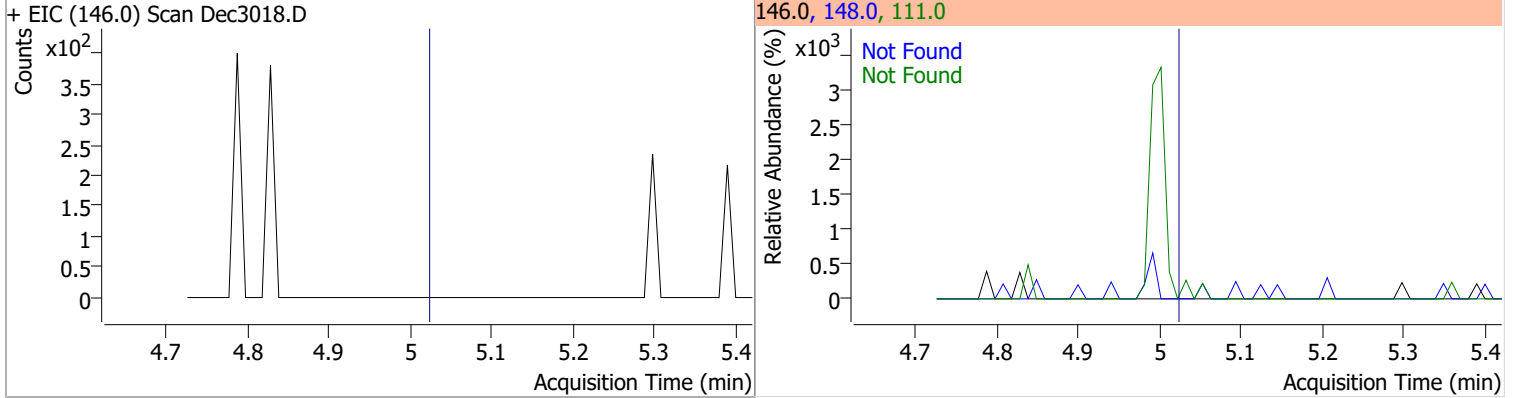


Quantitation Results Report (QT Reviewed)

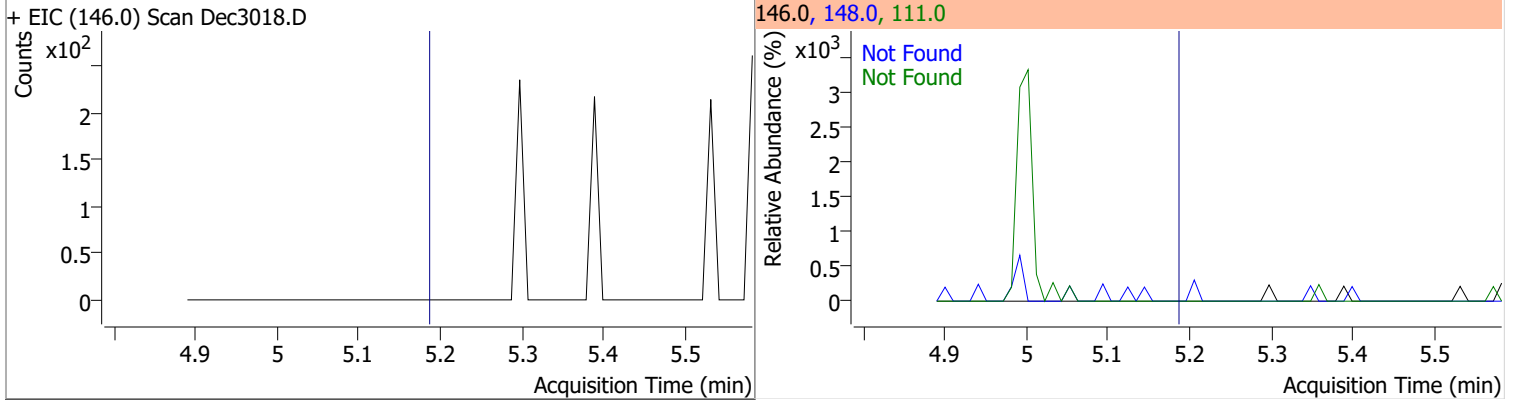
| Compound | Conc. | Exp RT | QIon | Exp Ratio | QIon | Exp Ratio |
|---------------------|-------|--------|-------|-----------|-------|-----------|
| 1,3-Dichlorobenzene | N.D. | 4.94 | 148.0 | 63.2 | 111.0 | 39.4 |



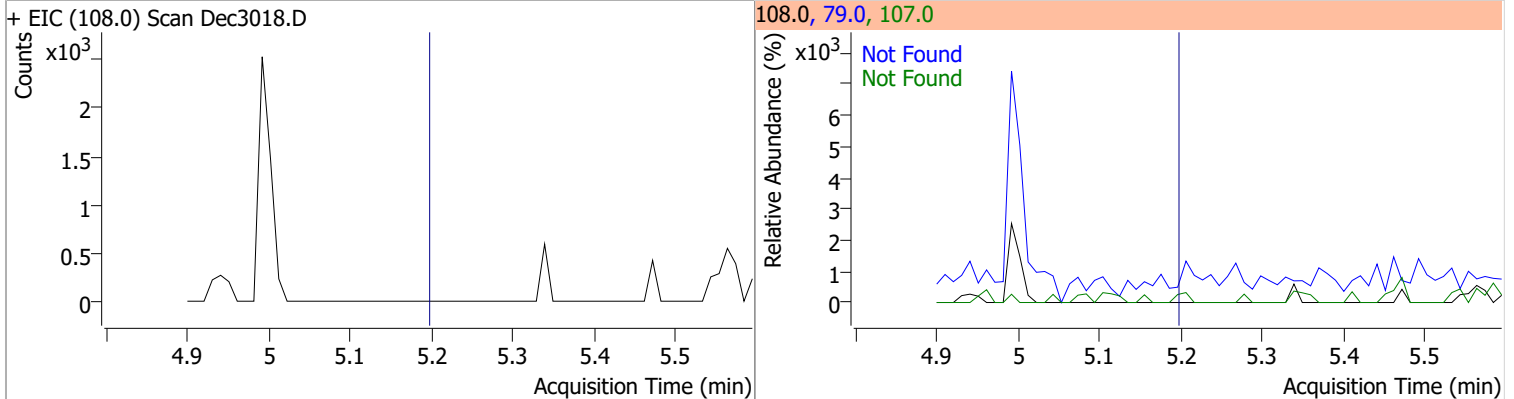
| Compound | Conc. | Exp RT | QIon | Exp Ratio | QIon | Exp Ratio |
|---------------------|-------|--------|-------|-----------|-------|-----------|
| 1,4-Dichlorobenzene | N.D. | 5.02 | 148.0 | 62.2 | 111.0 | 37.4 |



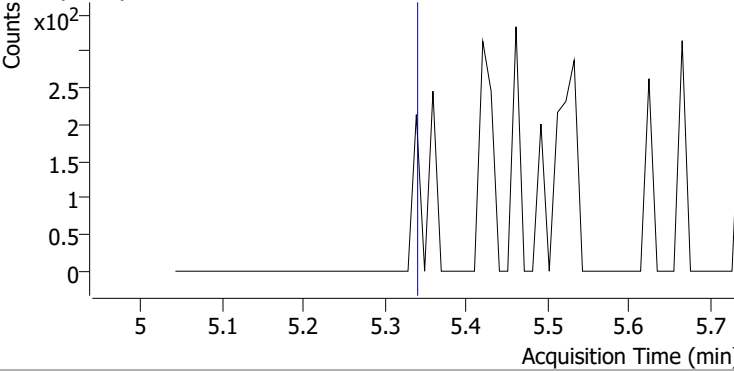
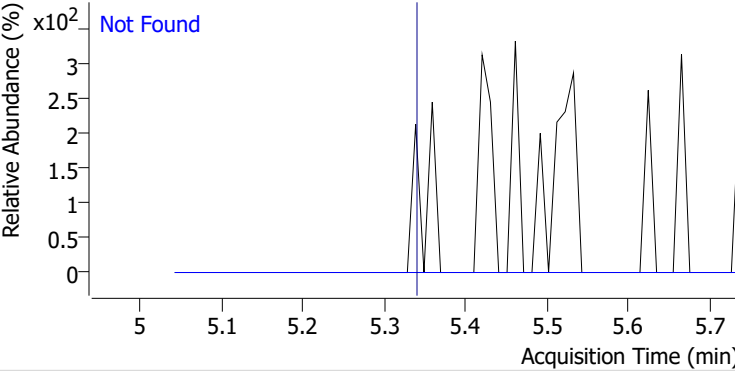
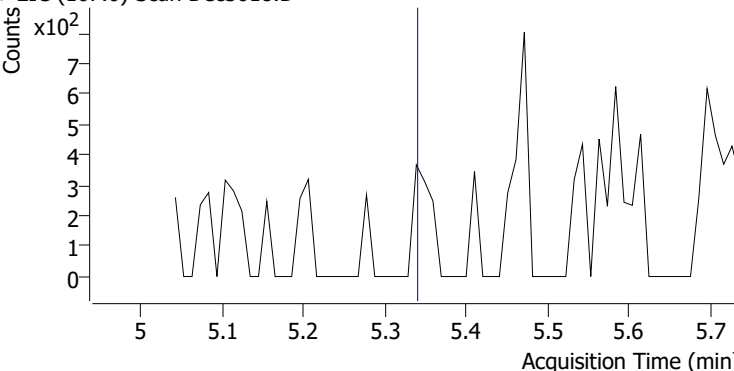
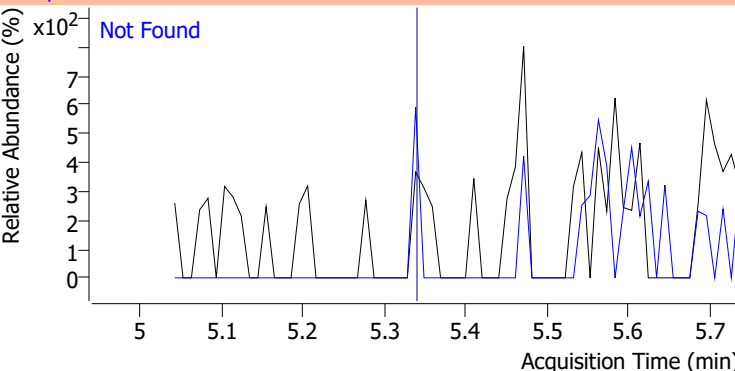
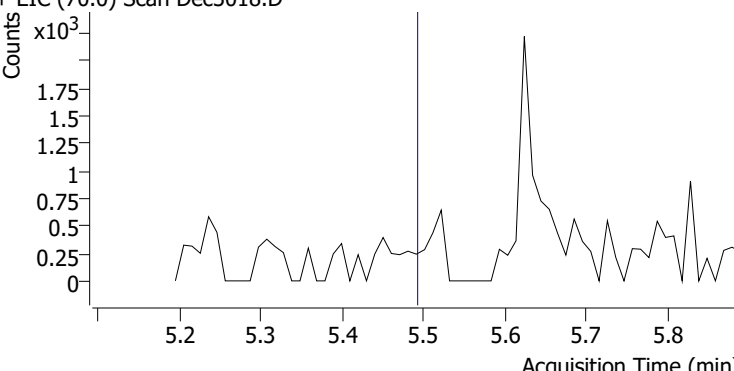
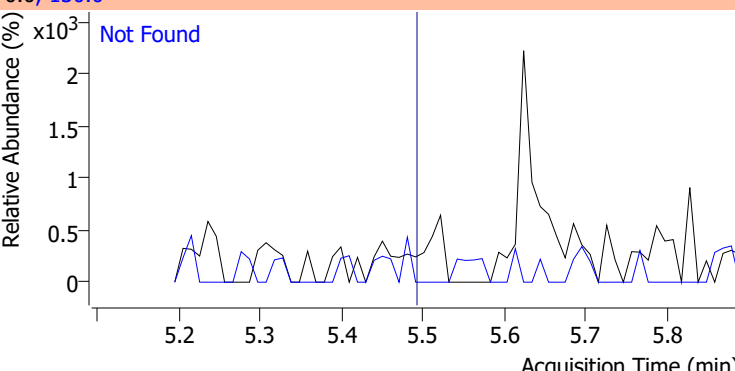
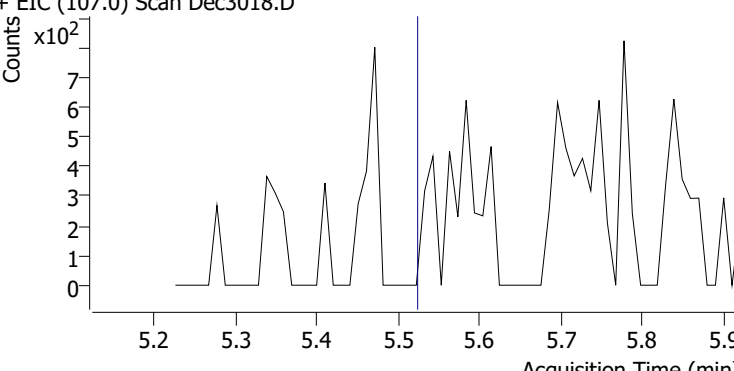
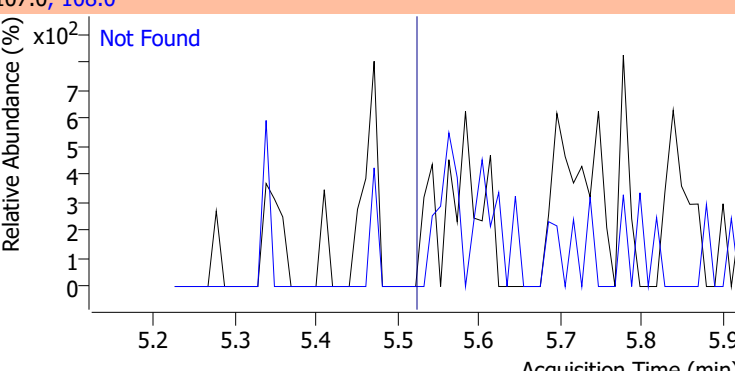
| Compound | Conc. | Exp RT | QIon | Exp Ratio | QIon | Exp Ratio |
|---------------------|-------|--------|-------|-----------|-------|-----------|
| 1,2-Dichlorobenzene | N.D. | 5.19 | 148.0 | 62.2 | 111.0 | 40.3 |



| Compound | Conc. | Exp RT | QIon | Exp Ratio | QIon | Exp Ratio |
|----------------|-------|--------|------|-----------|-------|-----------|
| Benzyl Alcohol | N.D. | 5.20 | 79.0 | 117.9 | 107.0 | 69.2 |

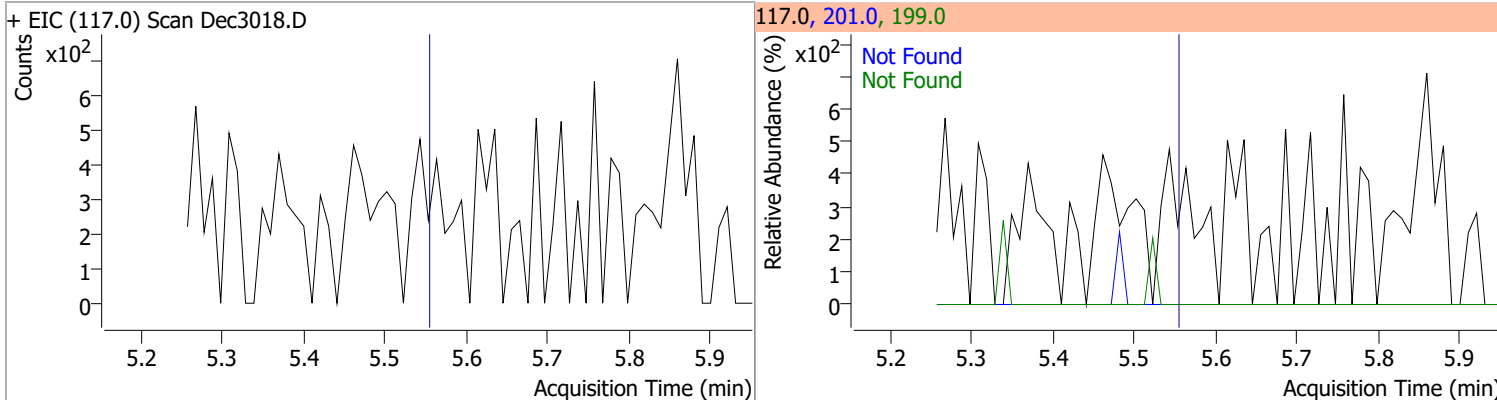


Quantitation Results Report (QT Reviewed)

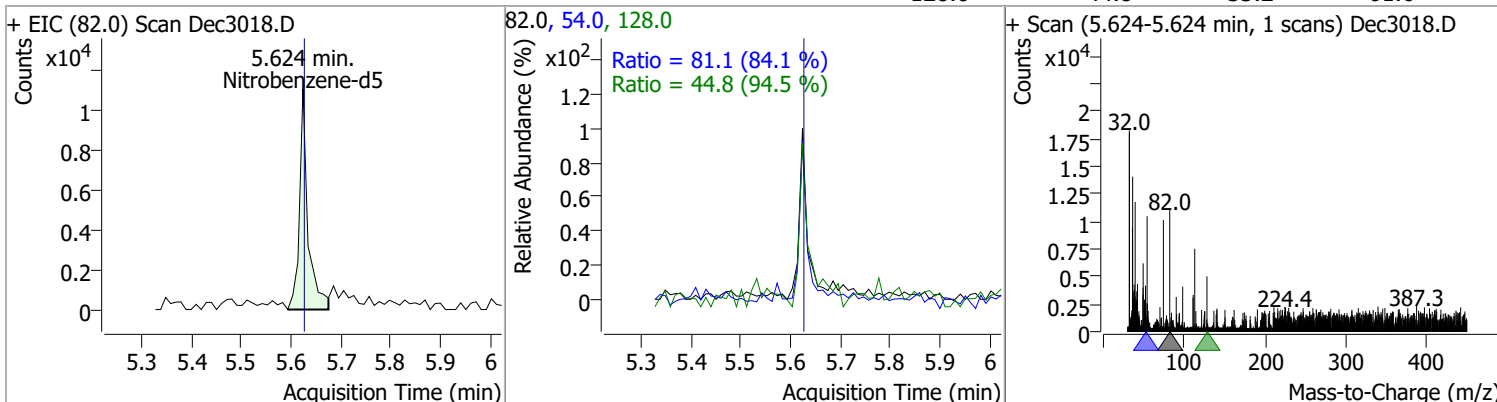
| Compound | Conc. | Exp RT | QIon | Exp Ratio |
|--|-------|--------|--|-----------|
| bis(2-chloroisopropyl)Ether | N.D. | 5.34 | 123.0 | 32.7 |
| + EIC (121.0) Scan Dec3018.D | | | 121.0, 123.0 | |
|  | | |  | |
| 2-Methylphenol | N.D. | 5.34 | 108.0 | 117.6 |
| + EIC (107.0) Scan Dec3018.D | | | 107.0, 108.0 | |
|  | | |  | |
| N-nitroso-Di-n-propylamine | N.D. | 5.49 | 130.0 | 17.6 |
| + EIC (70.0) Scan Dec3018.D | | | 70.0, 130.0 | |
|  | | |  | |
| 4Methylphenol/3Methylphenol | N.D. | 5.52 | 108.0 | 81.4 |
| + EIC (107.0) Scan Dec3018.D | | | 107.0, 108.0 | |
|  | | |  | |

Quantitation Results Report (QT Reviewed)

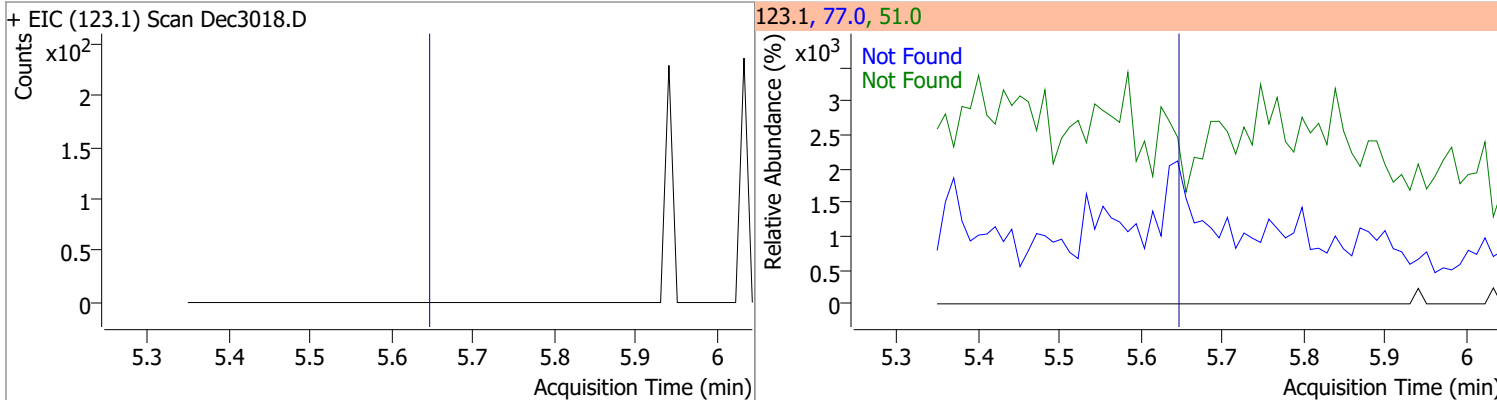
| Compound | Conc. | Exp RT | QIon | Exp Ratio | QIon | Exp Ratio |
|------------------|-------|--------|-------|-----------|-------|-----------|
| Hexachloroethane | N.D. | 5.55 | 201.0 | 77.2 | 199.0 | 50.6 |



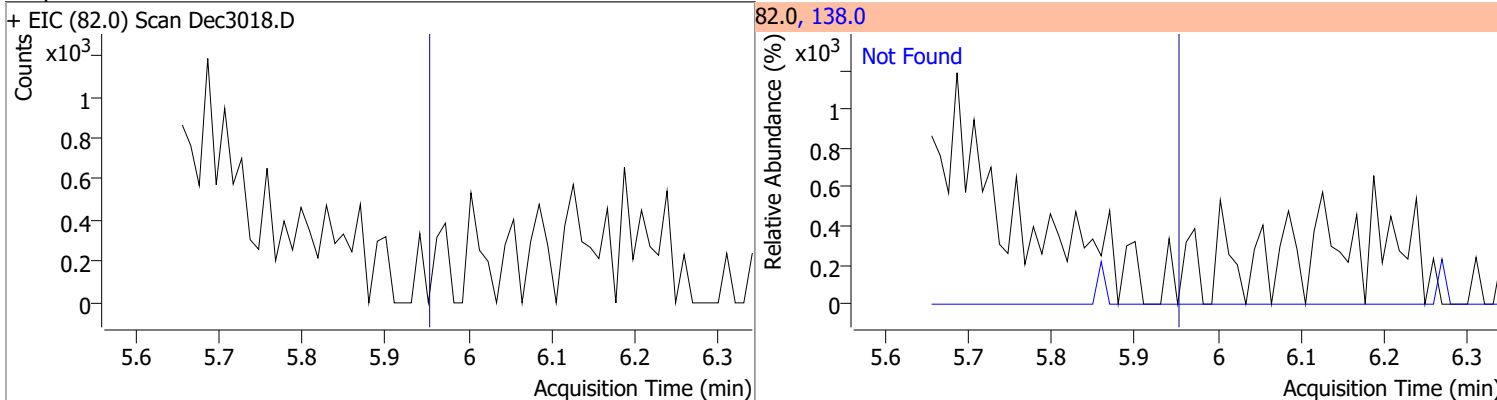
| Compound | Conc. | RT | Dev(Min) | Resp. | QIon | QRatio | Lower | Upper |
|-----------------|--------|------|----------|-------|-------|--------|-------|-------|
| Nitrobenzene-d5 | 2.2957 | 5.62 | 0.00 | 13019 | 54.0 | 81.1 | 67.5 | 125.4 |
| | | | | | 128.0 | 44.8 | 33.2 | 61.6 |



| Compound | Conc. | Exp RT | QIon | Exp Ratio | QIon | Exp Ratio |
|--------------|-------|--------|------|-----------|------|-----------|
| Nitrobenzene | N.D. | 5.64 | 77.0 | 211.4 | 51.0 | 210.3 |



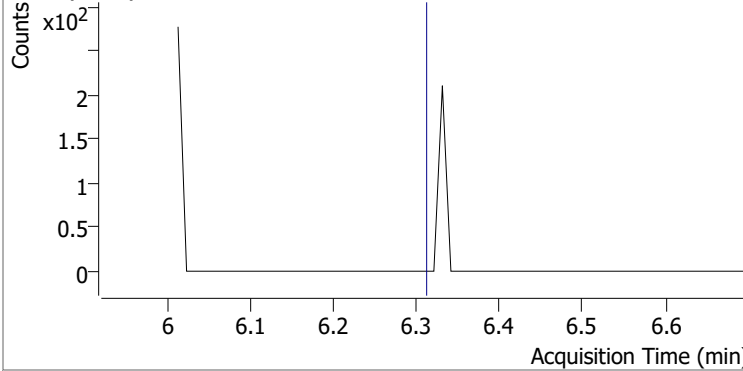
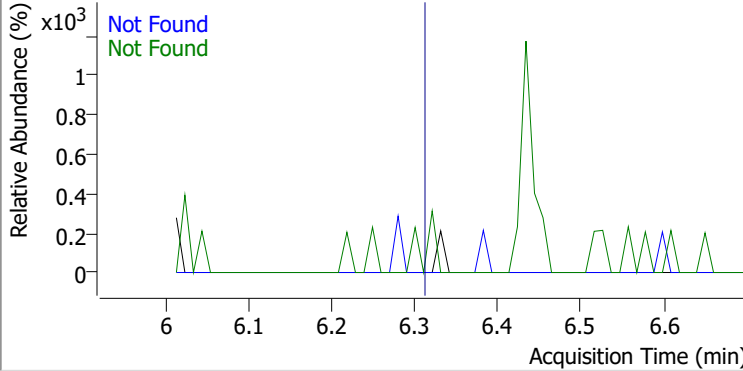
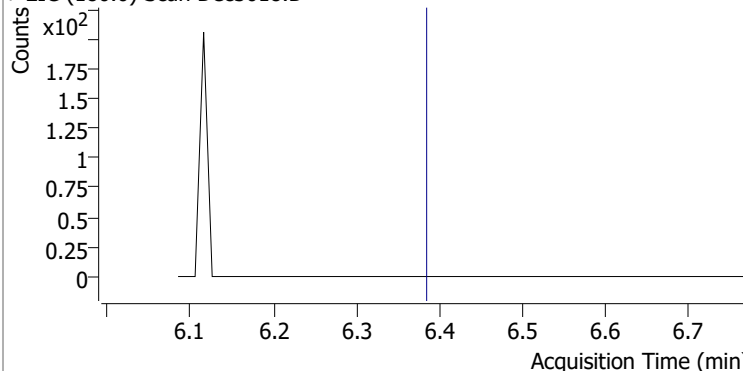
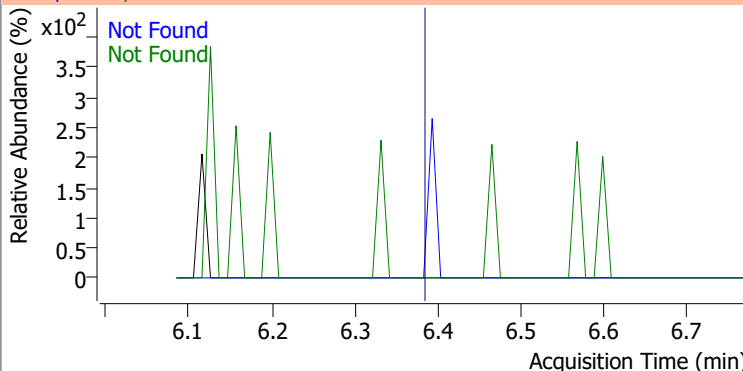
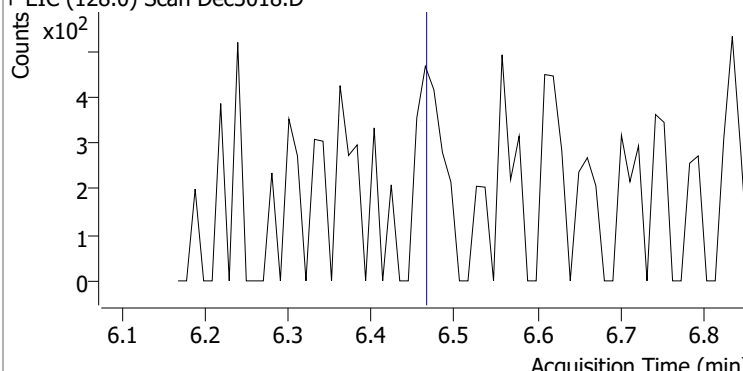
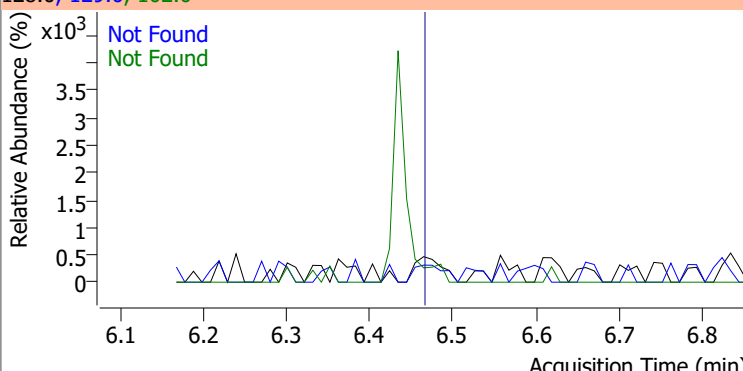
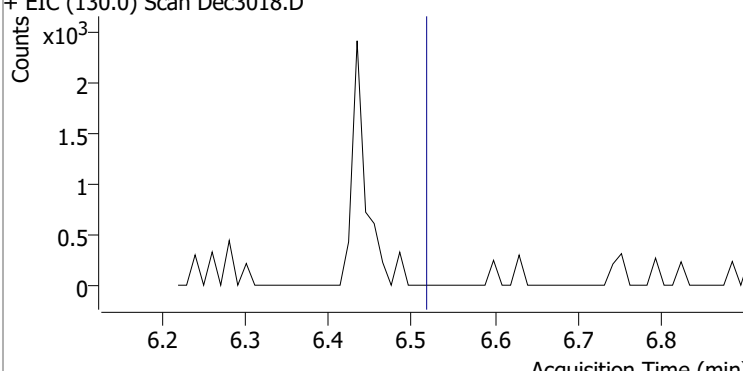
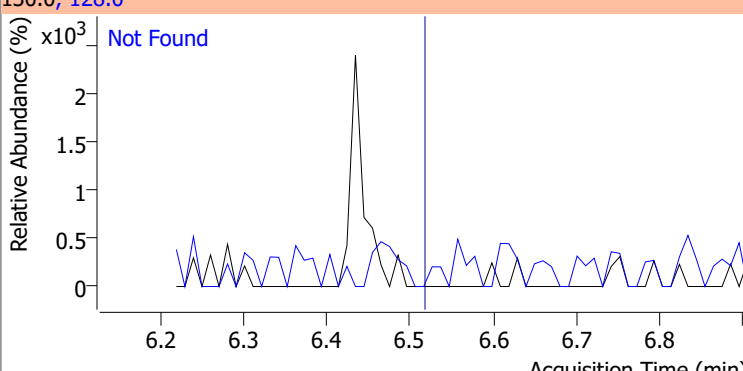
| Compound | Conc. | Exp RT | QIon | Exp Ratio |
|------------|-------|--------|-------|-----------|
| Isophorone | N.D. | 5.95 | 138.0 | 19.1 |



Quantitation Results Report (QT Reviewed)

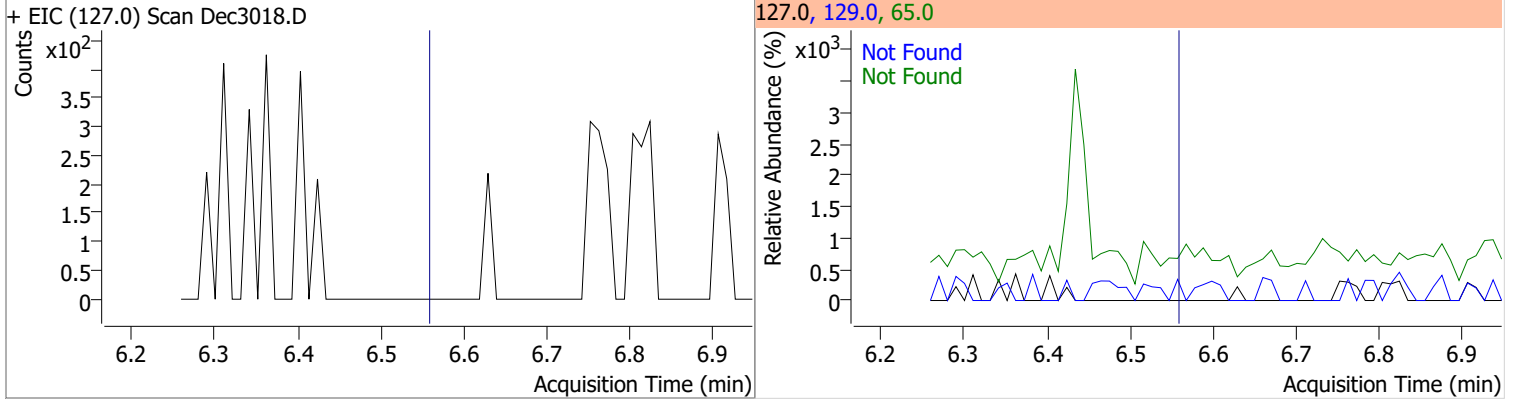
| Compound | Conc. | Exp RT | QIon | Exp Ratio | QIon | Exp Ratio |
|------------------------------|-------|--------|--------------------|-----------|-------|-----------|
| 2-Nitrophenol | N.D. | 6.01 | 65.0 | 57.4 | 109.0 | 32.8 |
| + EIC (139.0) Scan Dec3018.D | | | 139.0, 65.0, 109.0 | | | |
| | | | | | | |
| 2,4-Dimethylphenol | N.D. | 6.13 | 107.0 | 109.1 | 77.0 | 32.4 |
| + EIC (122.0) Scan Dec3018.D | | | 122.0, 107.0, 77.0 | | | |
| | | | | | | |
| bis(-2-Chloroethoxy)Methane | N.D. | 6.22 | 63.0 | 90.7 | 95.0 | 31.7 |
| + EIC (93.0) Scan Dec3018.D | | | 93.0, 63.0, 95.0 | | | |
| | | | | | | |
| Benzoic Acid | N.D. | 6.30 | 122.0 | 87.4 | 77.0 | 73.1 |
| + EIC (105.0) Scan Dec3018.D | | | 105.0, 122.0, 77.0 | | | |
| | | | | | | |

Quantitation Results Report (QT Reviewed)

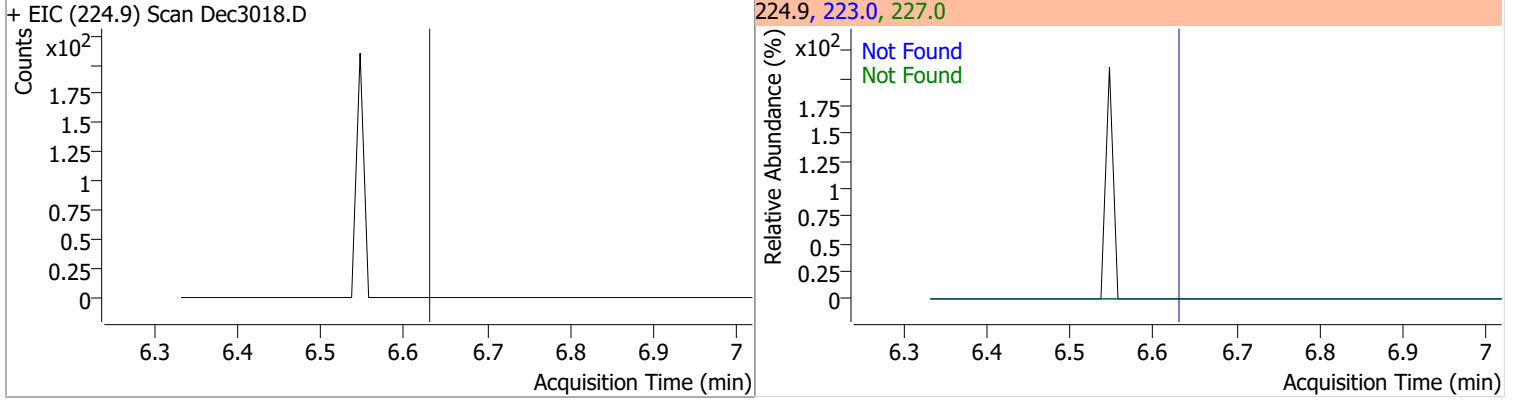
| Compound | Conc. | Exp RT | QIon | Exp Ratio | QIon | Exp Ratio |
|--|-------|--------|--|-----------|-------|-----------|
| 2,4-Dichlorophenol | N.D. | 6.31 | 164.0 | 62.0 | 98.0 | 32.4 |
| + EIC (162.0) Scan Dec3018.D | | | 162.0, 164.0, 98.0 | | | |
|  | | |  | | | |
| 1,2,4-Trichlorobenzene | N.D. | 6.38 | 182.0 | 94.1 | 145.0 | 30.4 |
| + EIC (180.0) Scan Dec3018.D | | | 180.0, 182.0, 145.0 | | | |
|  | | |  | | | |
| Naphthalene | N.D. | 6.46 | 129.0 | 10.9 | 102.0 | 9.3 |
| + EIC (128.0) Scan Dec3018.D | | | 128.0, 129.0, 102.0 | | | |
|  | | |  | | | |
| 4-Chlorophenol | N.D. | 6.52 | 128.0 | 309.7 | | |
| + EIC (130.0) Scan Dec3018.D | | | 130.0, 128.0 | | | |
|  | | |  | | | |

Quantitation Results Report (QT Reviewed)

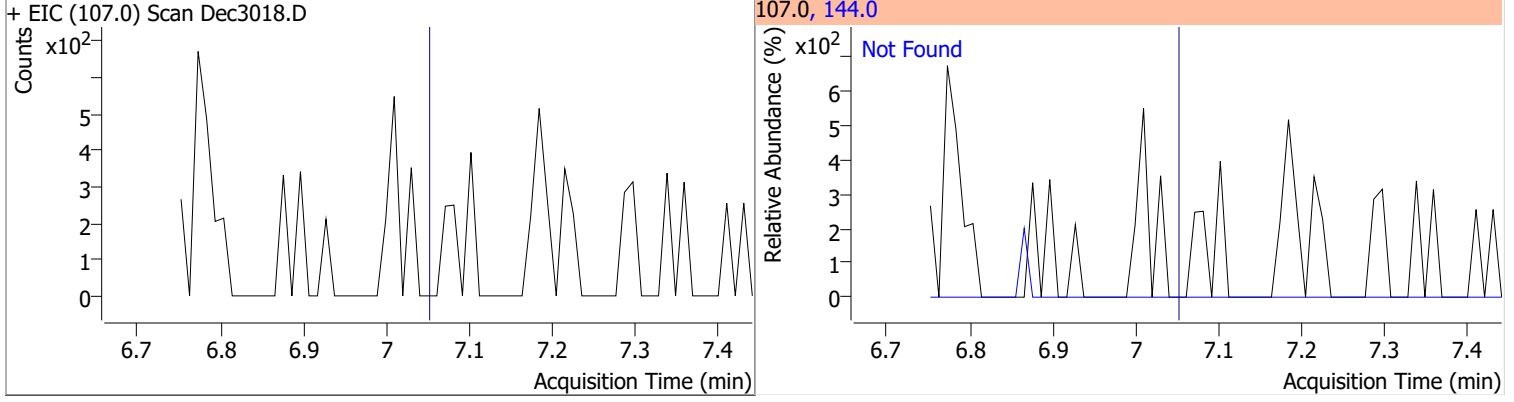
| Compound | Conc. | Exp RT | QIon | Exp Ratio | QIon | Exp Ratio |
|-----------------|-------|--------|------|-----------|-------|-----------|
| p-Chloroaniline | N.D. | 6.56 | 65.0 | 37.5 | 129.0 | 29.2 |



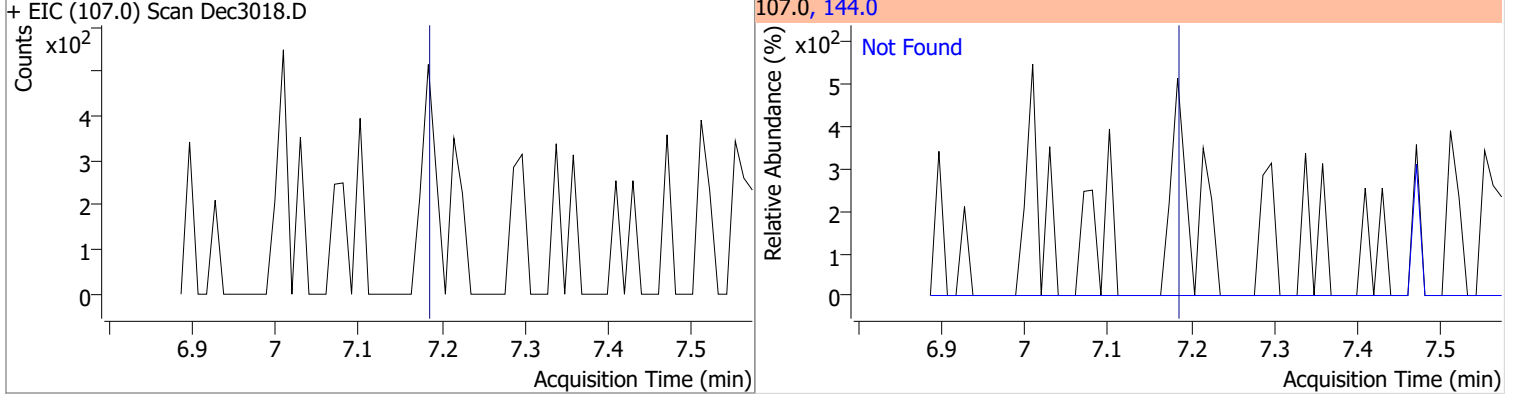
| Compound | Conc. | Exp RT | QIon | Exp Ratio | QIon | Exp Ratio |
|---------------------|-------|--------|-------|-----------|-------|-----------|
| Hexachlorobutadiene | N.D. | 6.63 | 227.0 | 66.6 | 223.0 | 60.8 |



| Compound | Conc. | Exp RT | QIon | Exp Ratio |
|-------------------------|-------|--------|-------|-----------|
| 4-Chloro-2-Methylphenol | N.D. | 7.05 | 144.0 | 26.6 |

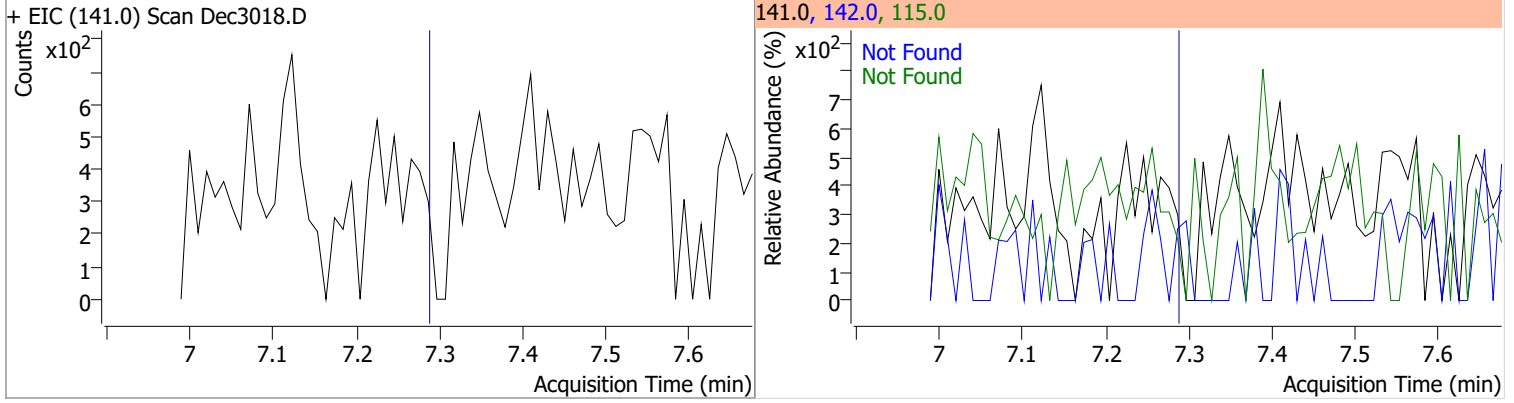


| Compound | Conc. | Exp RT | QIon | Exp Ratio |
|-------------------------|-------|--------|-------|-----------|
| 4-Chloro-3-Methylphenol | N.D. | 7.18 | 144.0 | 27.6 |

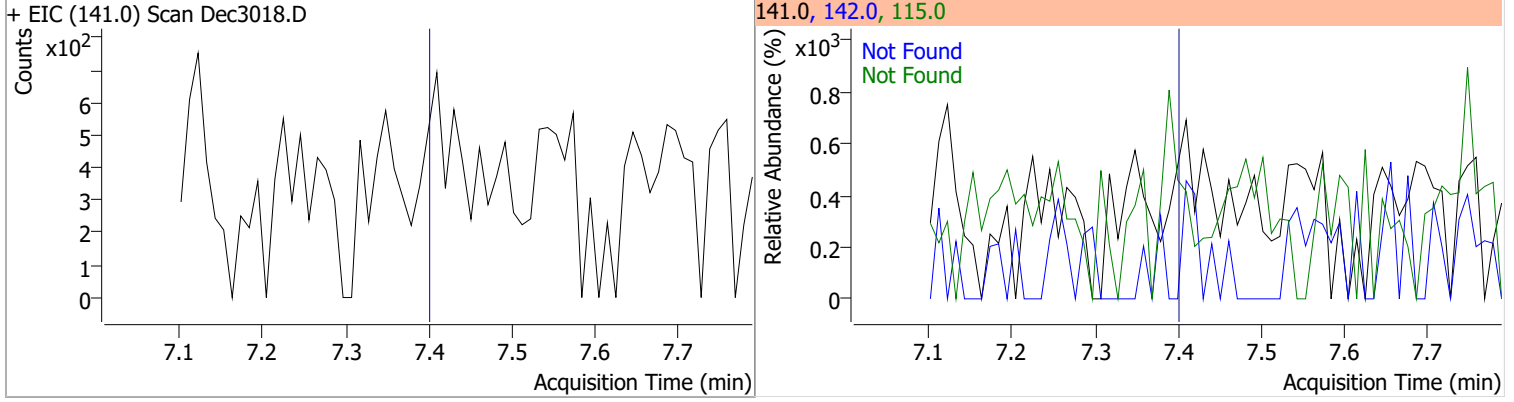


Quantitation Results Report (QT Reviewed)

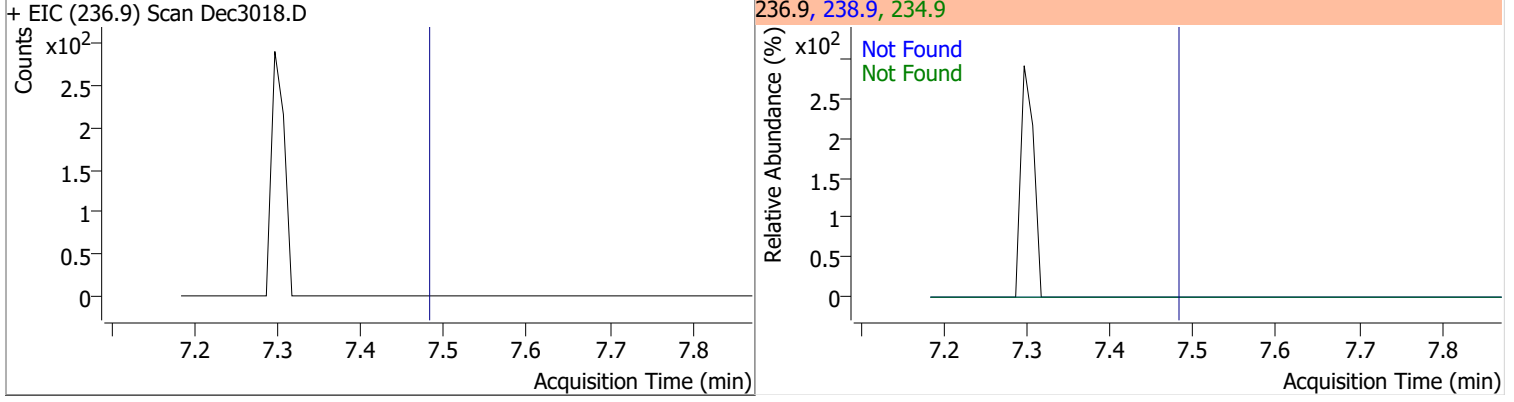
| Compound | Conc. | Exp RT | QIon | Exp Ratio | QIon | Exp Ratio |
|---------------------|-------|--------|-------|-----------|-------|-----------|
| 2-Methylnaphthalene | N.D. | 7.29 | 142.0 | 114.8 | 115.0 | 42.0 |



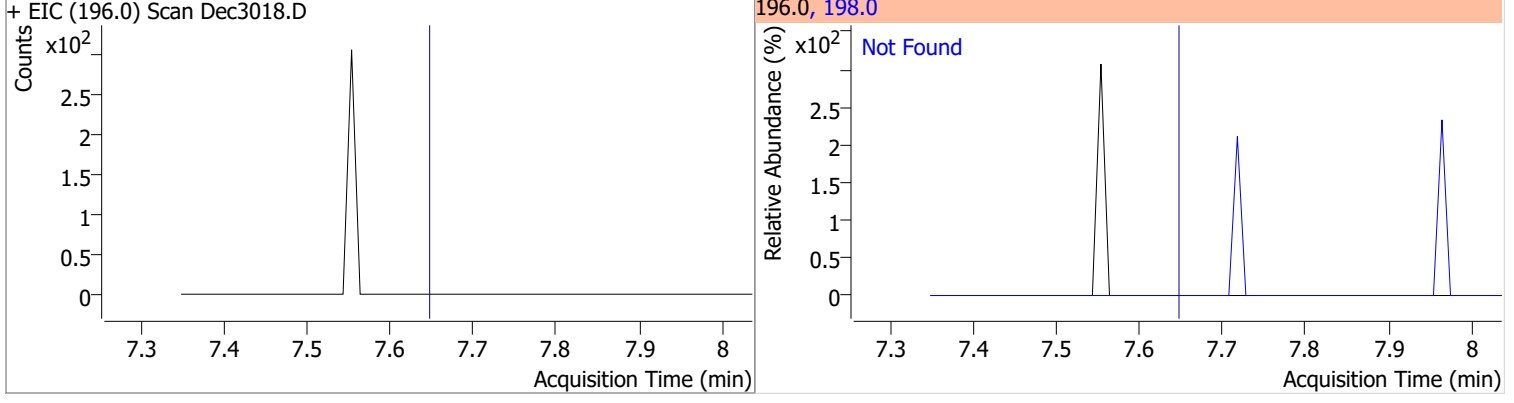
| Compound | Conc. | Exp RT | QIon | Exp Ratio | QIon | Exp Ratio |
|---------------------|-------|--------|-------|-----------|-------|-----------|
| 1-Methylnaphthalene | N.D. | 7.40 | 142.0 | 111.0 | 115.0 | 42.5 |



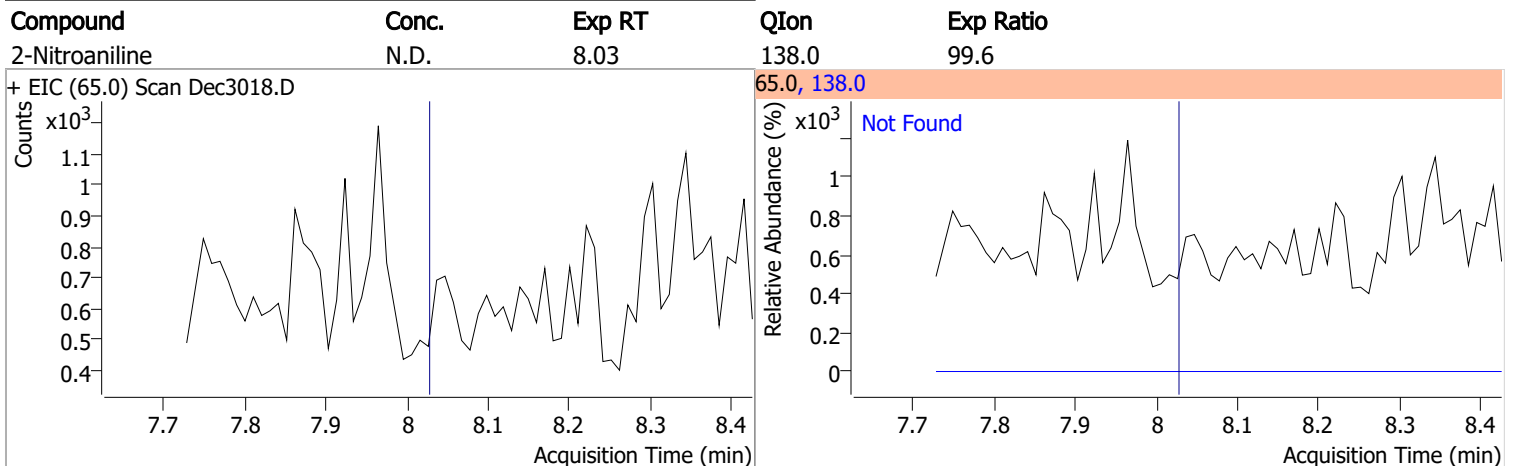
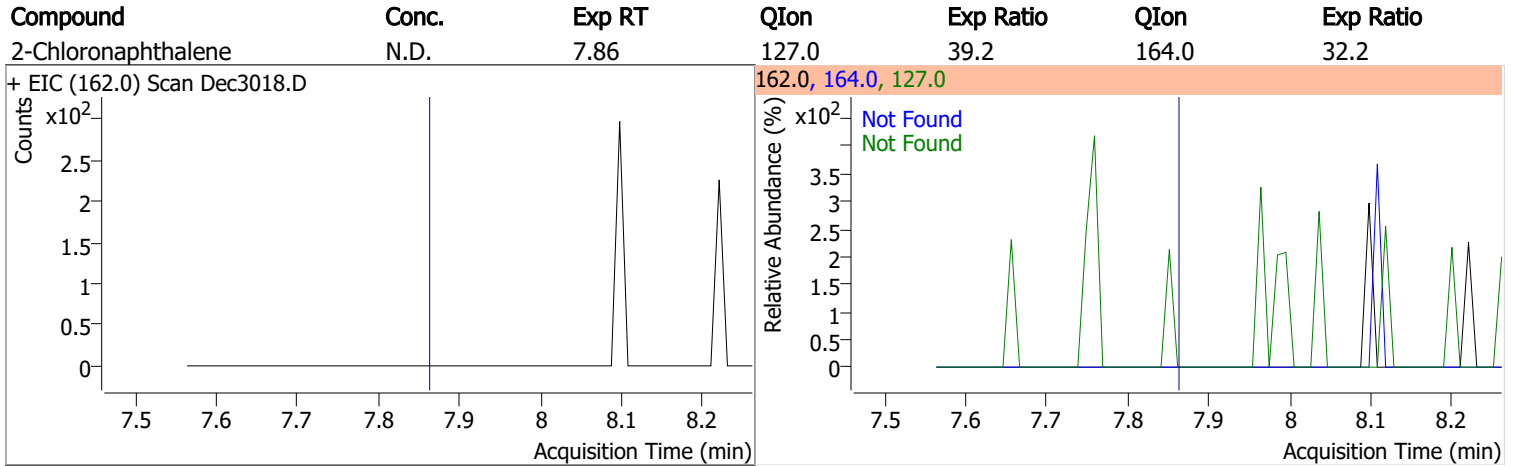
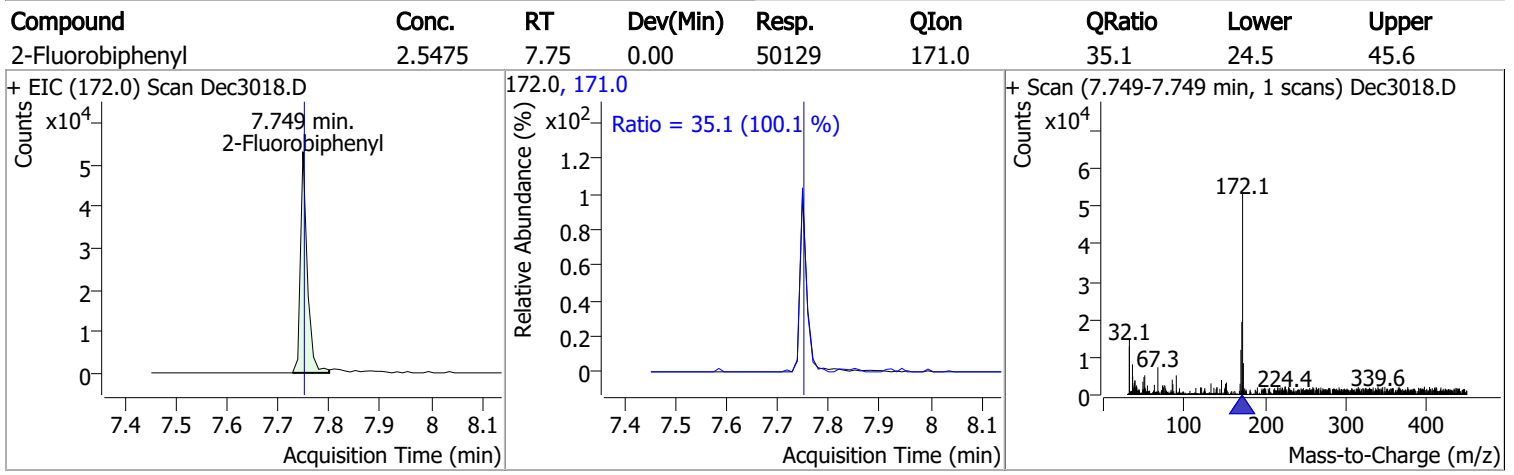
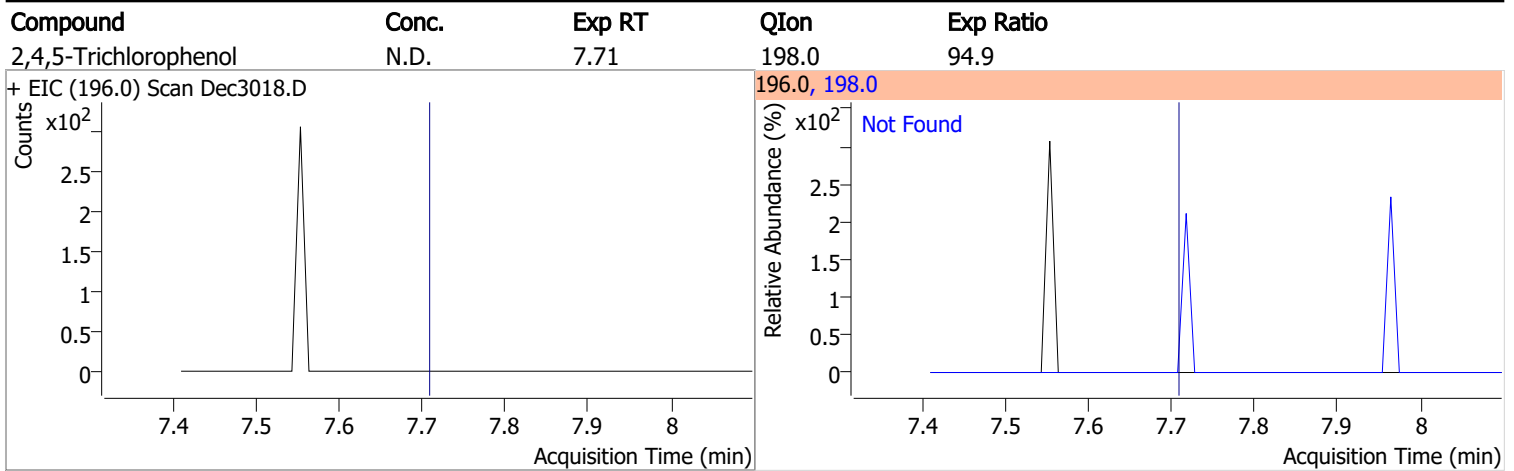
| Compound | Conc. | Exp RT | QIon | Exp Ratio | QIon | Exp Ratio |
|---------------------------|-------|--------|-------|-----------|-------|-----------|
| Hexachlorocyclopentadiene | N.D. | 7.48 | 234.9 | 64.7 | 238.9 | 64.1 |



| Compound | Conc. | Exp RT | QIon | Exp Ratio |
|-----------------------|-------|--------|-------|-----------|
| 2,4,6-Trichlorophenol | N.D. | 7.65 | 198.0 | 94.4 |

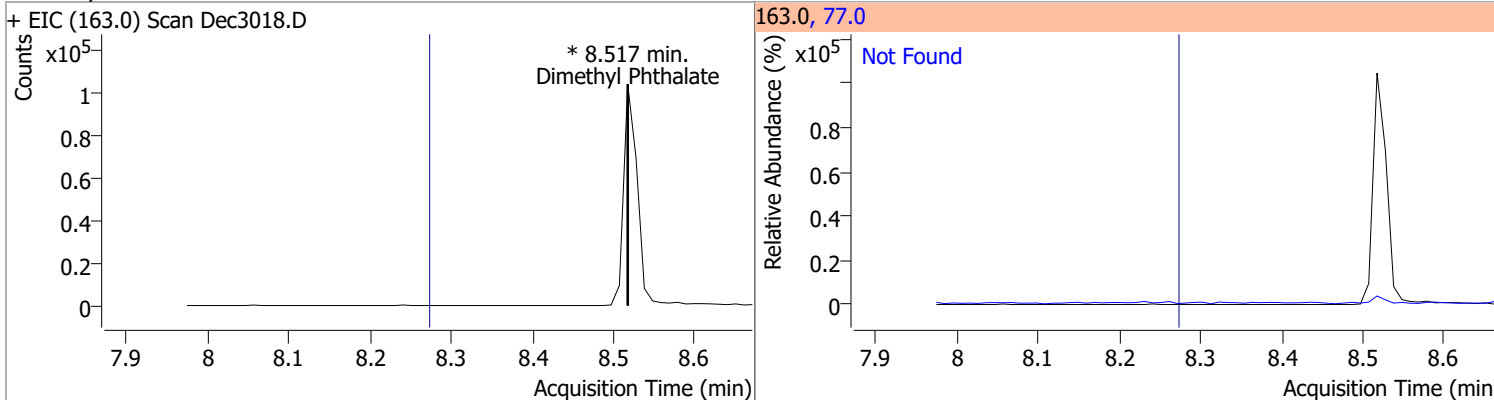


Quantitation Results Report (QT Reviewed)

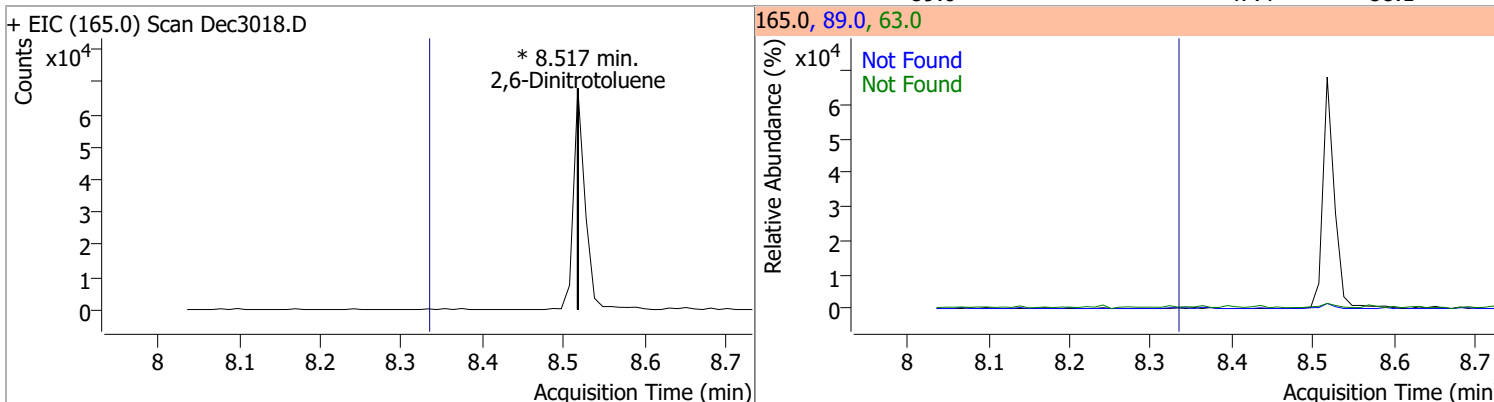


Quantitation Results Report (QT Reviewed)

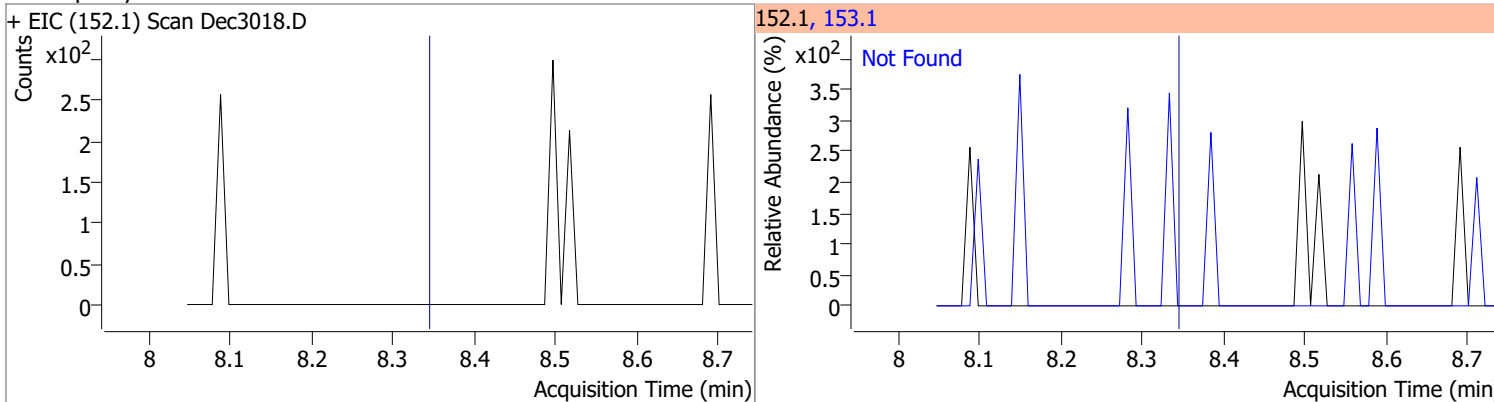
| Compound | Conc. | RT | Dev(Min) | Resp. | QIon | QRatio | Lower | Upper |
|--------------------|-------|----|----------|-------|------|--------|-------|-------|
| Dimethyl Phthalate | 0 | 0 | | 0 | 77.0 | | 15.1 | 28.0 |



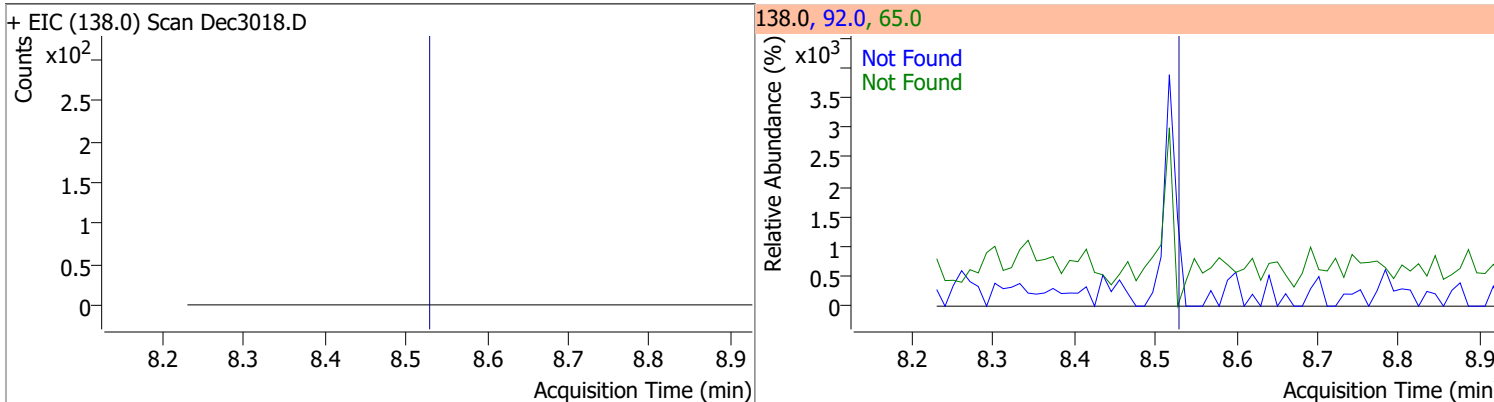
| Compound | Conc. | RT | Dev(Min) | Resp. | QIon | QRatio | Lower | Upper |
|--------------------|-------|----|----------|-------|--------------|--------|---------------|---------------|
| 2,6-Dinitrotoluene | 0 | 0 | | 0 | 63.0 89.0 | | 135.1 47.4 | 250.9 88.1 |



| Compound | Conc. | Exp RT | QIon | Exp Ratio |
|----------------|-------|--------|-------|-----------|
| Acenaphthylene | N.D. | 8.34 | 153.1 | 13.9 |

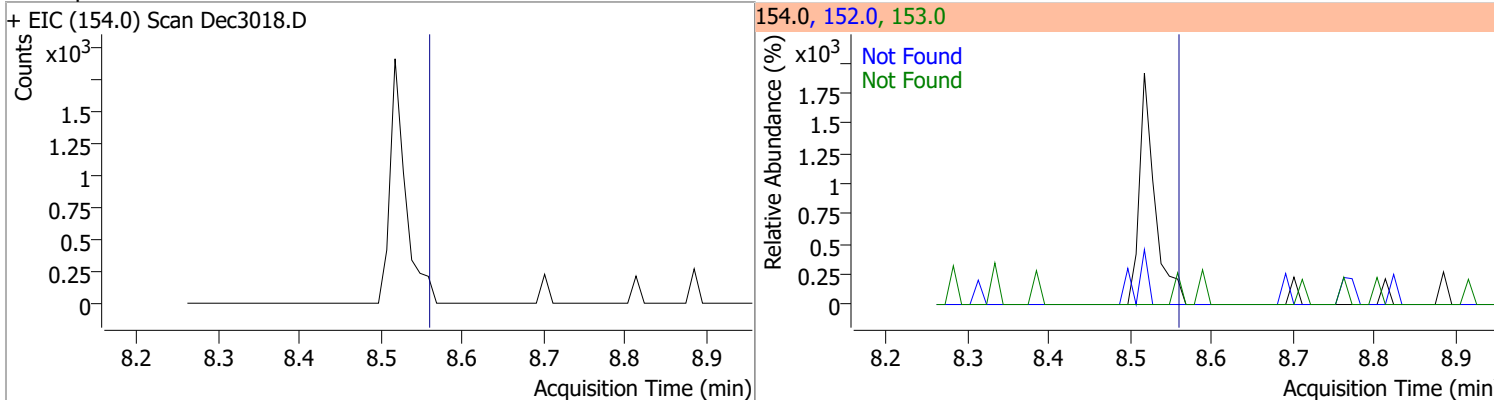


| Compound | Conc. | Exp RT | QIon | Exp Ratio | QIon | Exp Ratio |
|----------------|-------|--------|------|-----------|------|-----------|
| 3-Nitroaniline | N.D. | 8.53 | 65.0 | 157.8 | 92.0 | 118.6 |

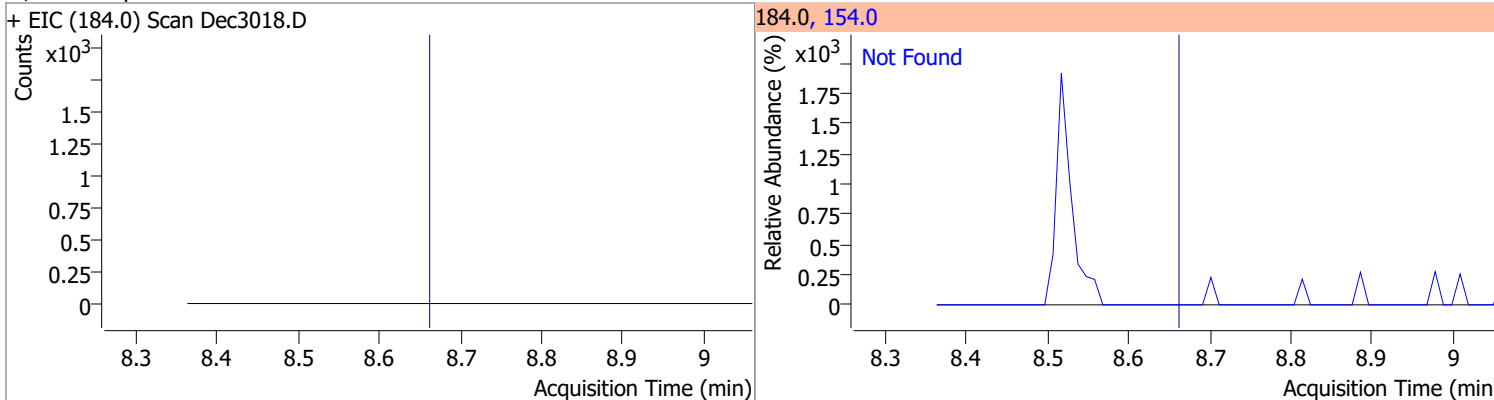


Quantitation Results Report (QT Reviewed)

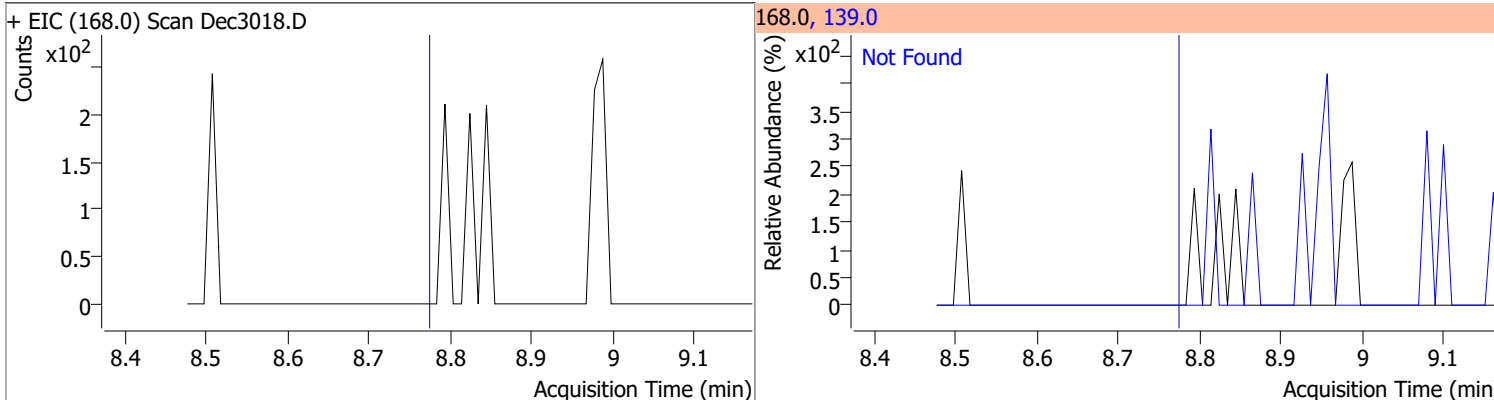
| Compound | Conc. | Exp RT | QIon | Exp Ratio | QIon | Exp Ratio |
|--------------|-------|--------|-------|-----------|-------|-----------|
| Acenaphthene | N.D. | 8.56 | 153.0 | 109.6 | 152.0 | 52.7 |



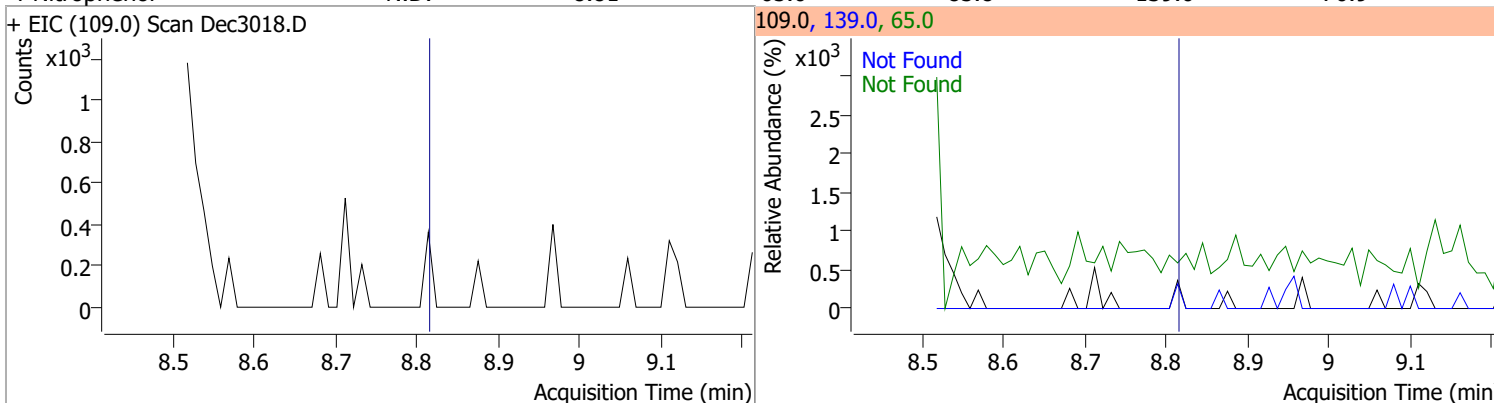
| Compound | Conc. | Exp RT | QIon | Exp Ratio |
|-------------------|-------|--------|-------|-----------|
| 2,4-Dinitrophenol | N.D. | 8.66 | 154.0 | 55.5 |



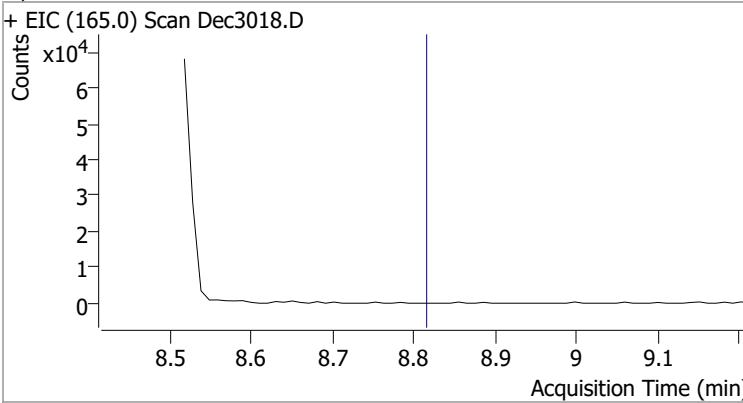
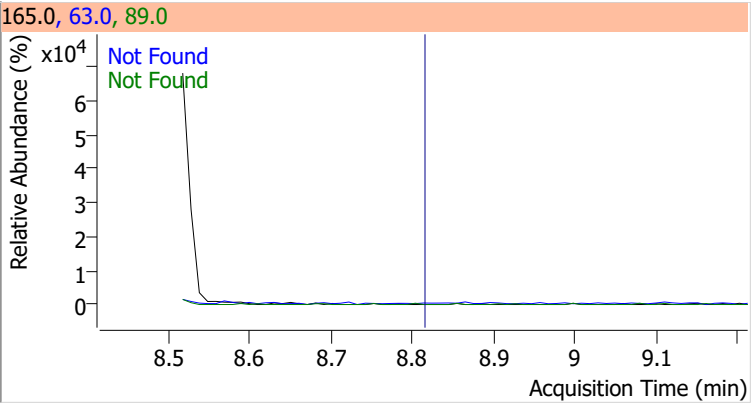
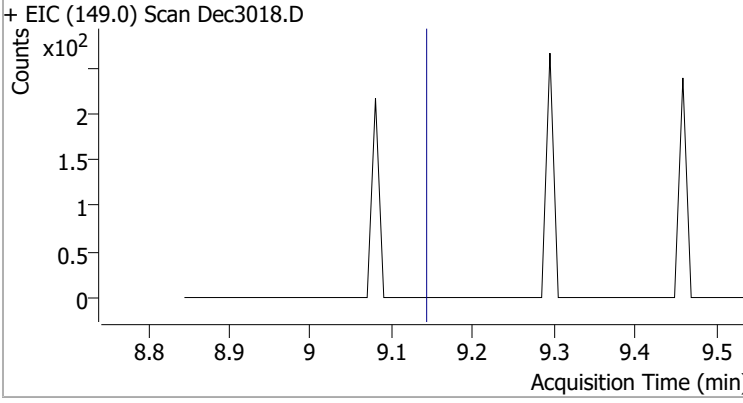
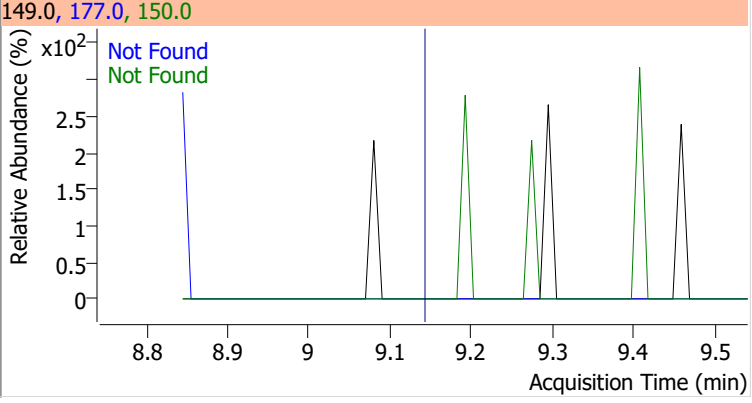
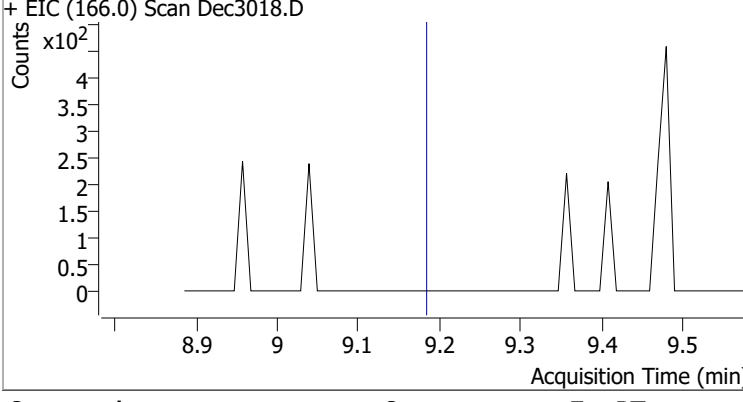
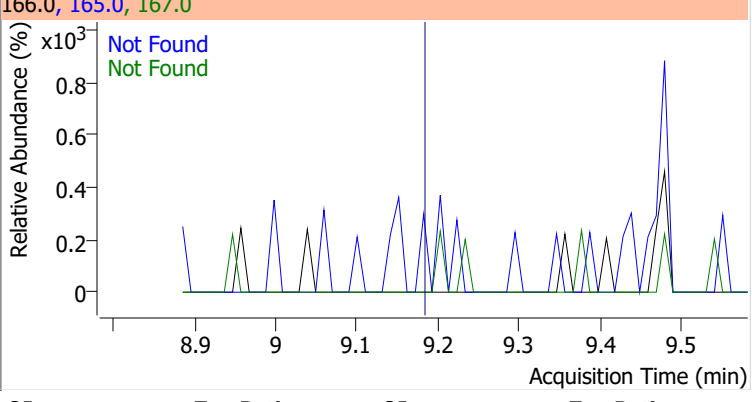
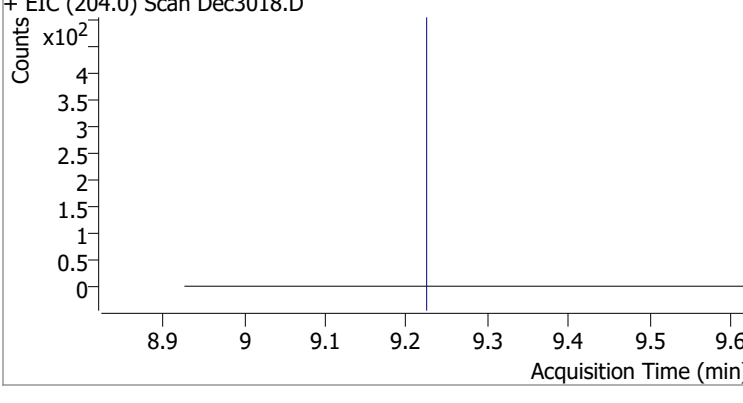
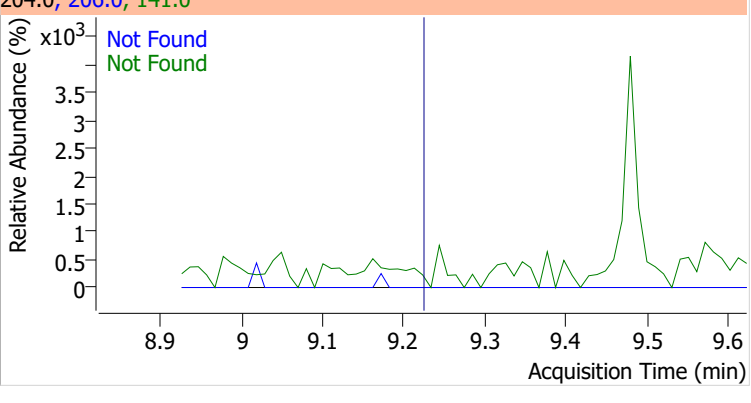
| Compound | Conc. | Exp RT | QIon | Exp Ratio |
|--------------|-------|--------|-------|-----------|
| Dibenzofuran | N.D. | 8.77 | 139.0 | 38.2 |



| Compound | Conc. | Exp RT | QIon | Exp Ratio | QIon | Exp Ratio |
|---------------|-------|--------|------|-----------|-------|-----------|
| 4-Nitrophenol | N.D. | 8.81 | 65.0 | 85.8 | 139.0 | 70.9 |

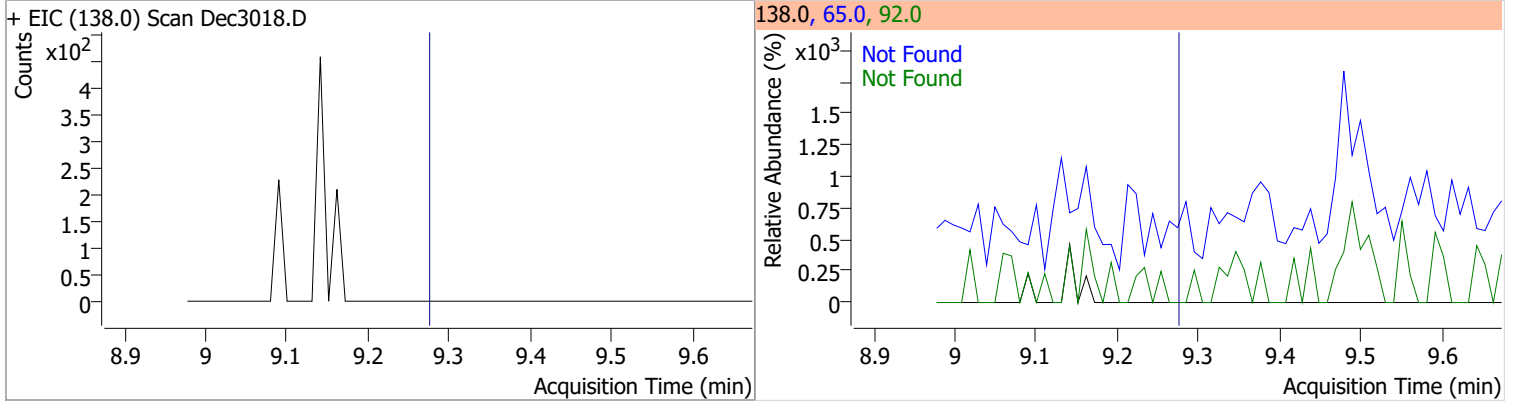


Quantitation Results Report (QT Reviewed)

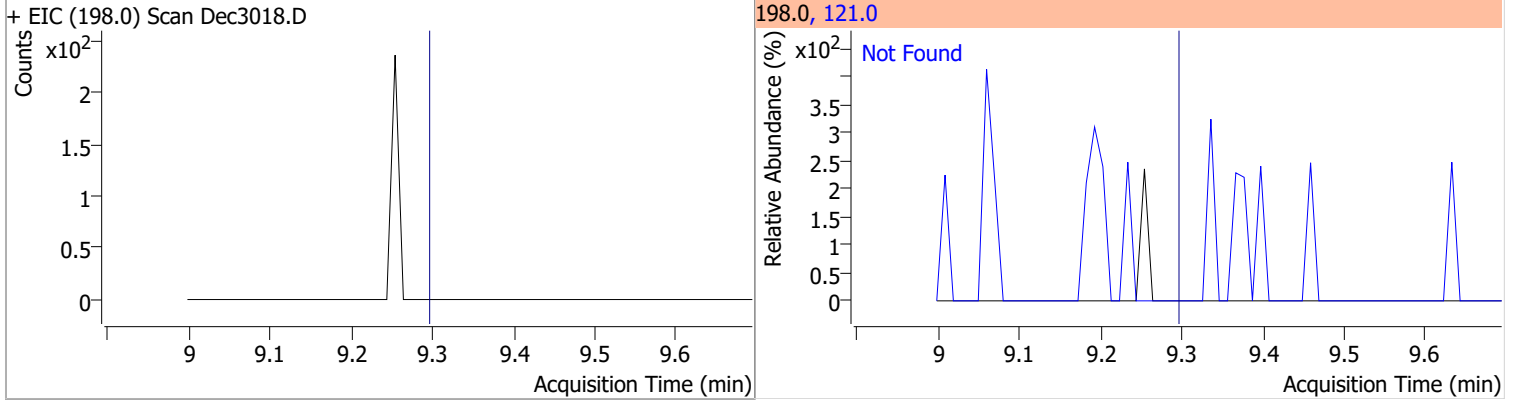
| Compound | Conc. | Exp RT | QIon | Exp Ratio | QIon | Exp Ratio |
|--|-------|--------|--|-----------|-------|-----------|
| 2,4-Dinitrotoluene | N.D. | 8.81 | 63.0 | 89.4 | 89.0 | 79.1 |
| + EIC (165.0) Scan Dec3018.D | | | 165.0, 63.0, 89.0 | | | |
|  | | |  | | | |
| Diethylphthalate | N.D. | 9.14 | 177.0 | 19.4 | 150.0 | 12.3 |
| + EIC (149.0) Scan Dec3018.D | | | 149.0, 177.0, 150.0 | | | |
|  | | |  | | | |
| Fluorene | N.D. | 9.18 | 165.0 | 88.8 | 167.0 | 12.9 |
| + EIC (166.0) Scan Dec3018.D | | | 166.0, 165.0, 167.0 | | | |
|  | | |  | | | |
| 4-Chlorophenyl-phenylether | N.D. | 9.22 | 141.0 | 65.7 | 206.0 | 32.4 |
| + EIC (204.0) Scan Dec3018.D | | | 204.0, 206.0, 141.0 | | | |
|  | | |  | | | |

Quantitation Results Report (QT Reviewed)

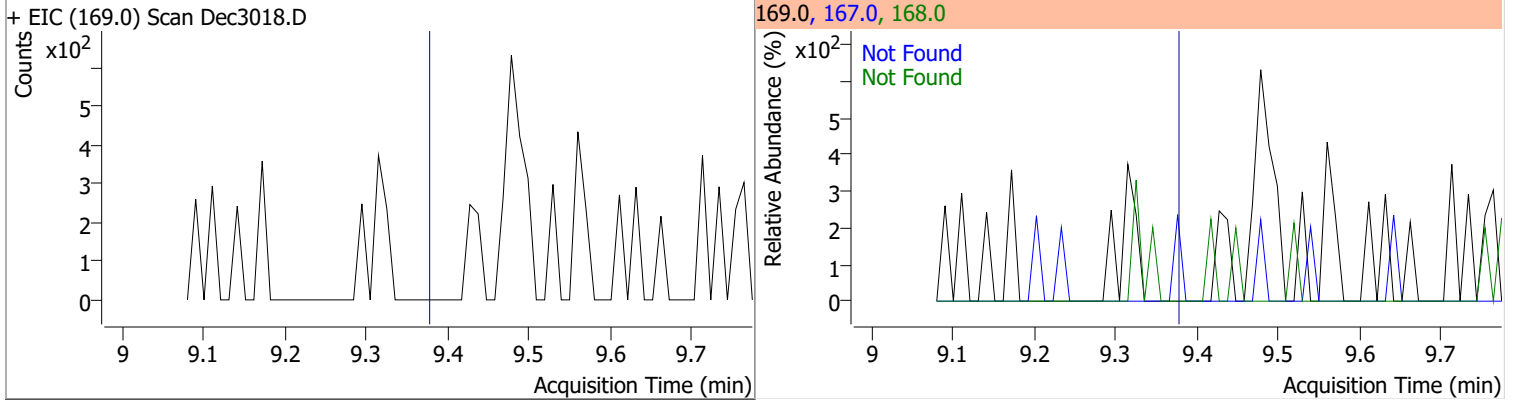
| Compound | Conc. | Exp RT | QIon | Exp Ratio | QIon | Exp Ratio |
|----------------|-------|--------|------|-----------|------|-----------|
| 4-Nitroaniline | N.D. | 9.27 | 65.0 | 131.3 | 92.0 | 49.5 |



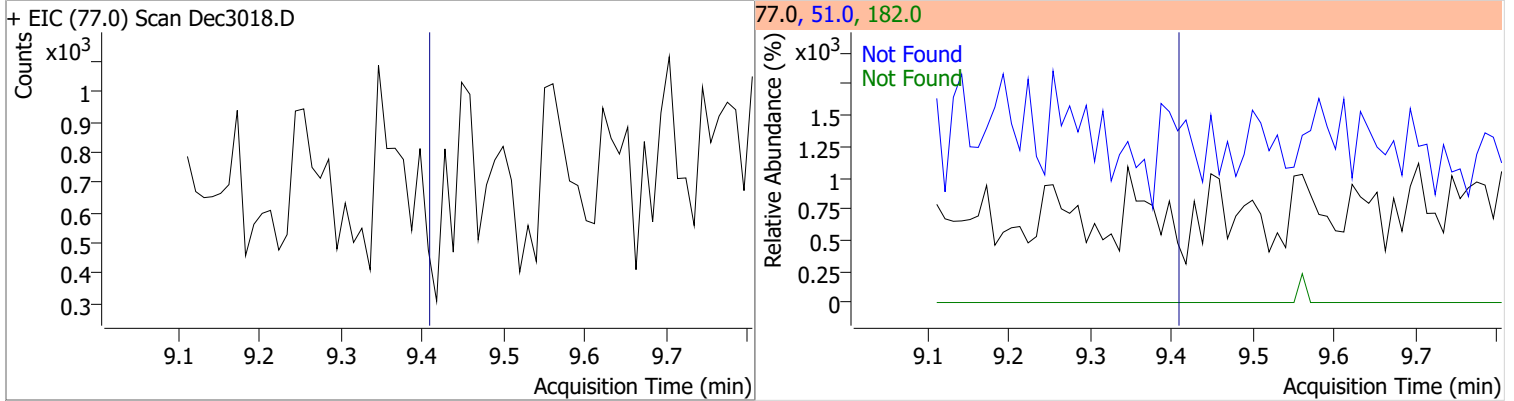
| Compound | Conc. | Exp RT | QIon | Exp Ratio |
|----------------------------|-------|--------|-------|-----------|
| 4,6-Dinitro-2-methylphenol | N.D. | 9.29 | 121.0 | 52.9 |



| Compound | Conc. | Exp RT | QIon | Exp Ratio | QIon | Exp Ratio |
|------------------------|-------|--------|-------|-----------|-------|-----------|
| N-nitrosodiphenylamine | N.D. | 9.38 | 168.0 | 66.6 | 167.0 | 35.0 |

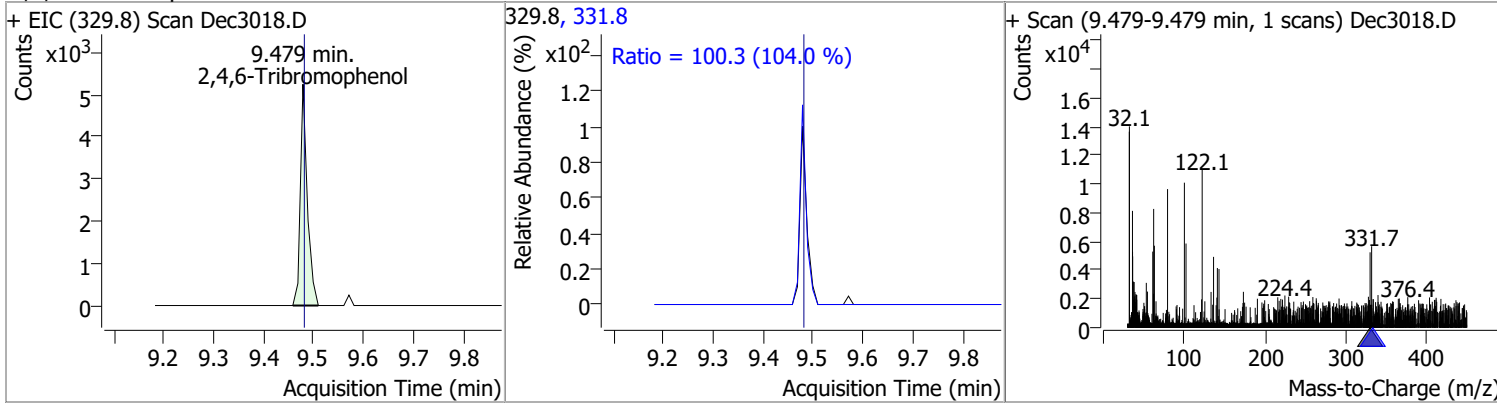


| Compound | Conc. | Exp RT | QIon | Exp Ratio | QIon | Exp Ratio |
|------------|-------|--------|------|-----------|-------|-----------|
| Azobenzene | N.D. | 9.41 | 51.0 | 49.7 | 182.0 | 23.1 |

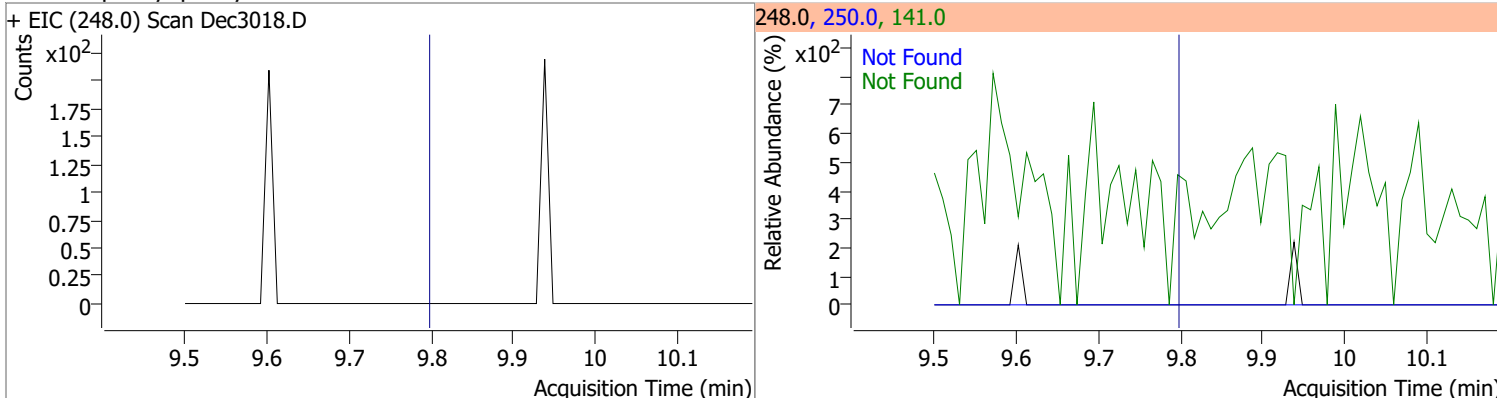


Quantitation Results Report (QT Reviewed)

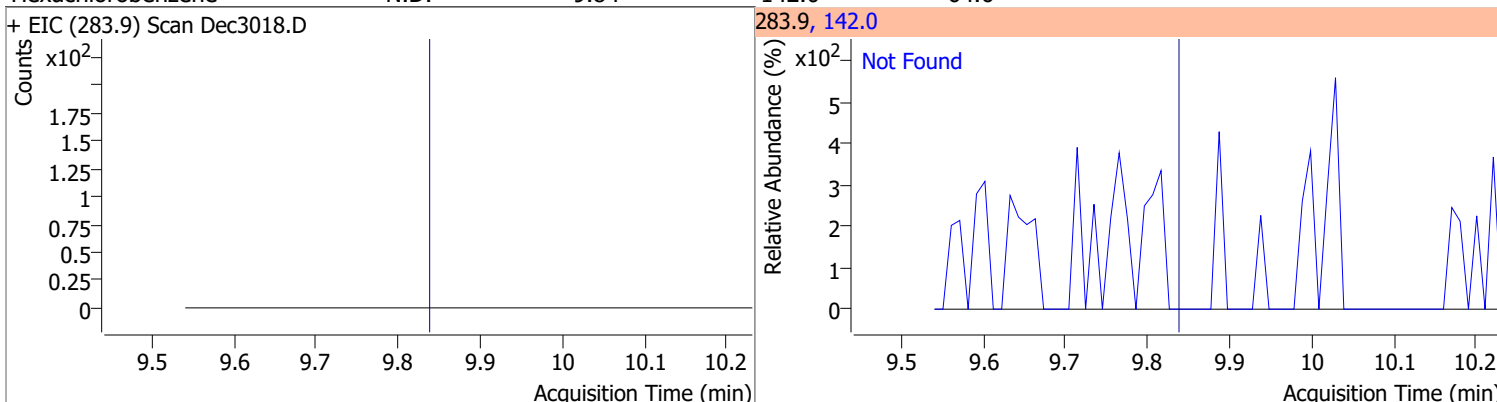
| Compound | Conc. | RT | Dev(Min) | Resp. | QIon | QRatio | Lower | Upper |
|----------------------|--------|------|----------|-------|-------|--------|-------|-------|
| 2,4,6-Tribromophenol | 7.6081 | 9.48 | 0.00 | 5110 | 331.8 | 100.3 | 67.5 | 125.3 |



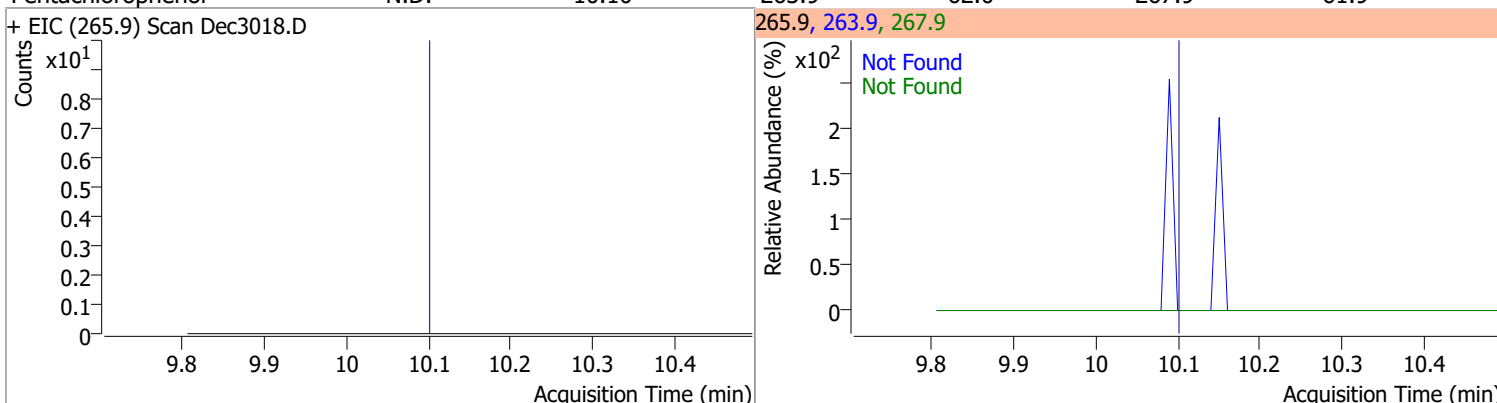
| Compound | Conc. | Exp RT | QIon | Exp Ratio | QIon | Exp Ratio |
|---------------------------|-------|--------|-------|-----------|-------|-----------|
| 4-Bromophenyl-phenylether | N.D. | 9.80 | 141.0 | 109.8 | 250.0 | 97.9 |



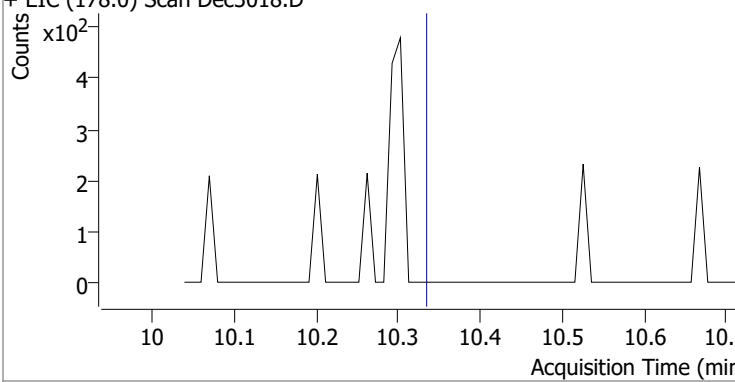
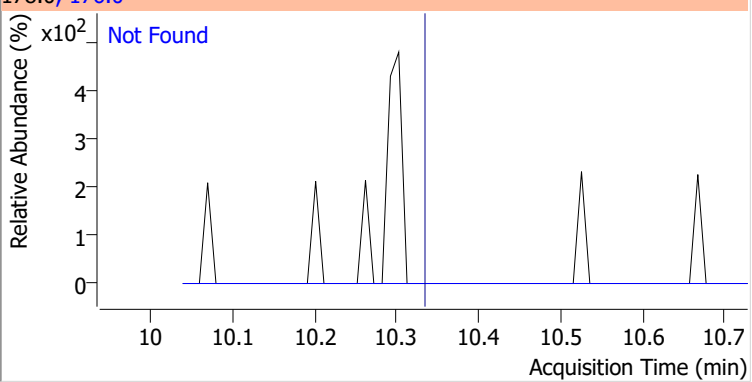
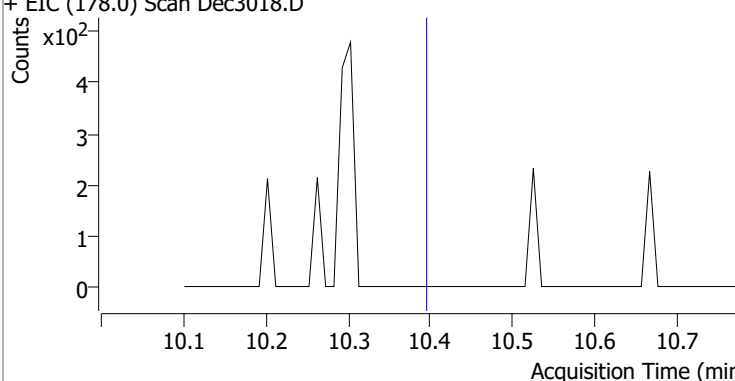
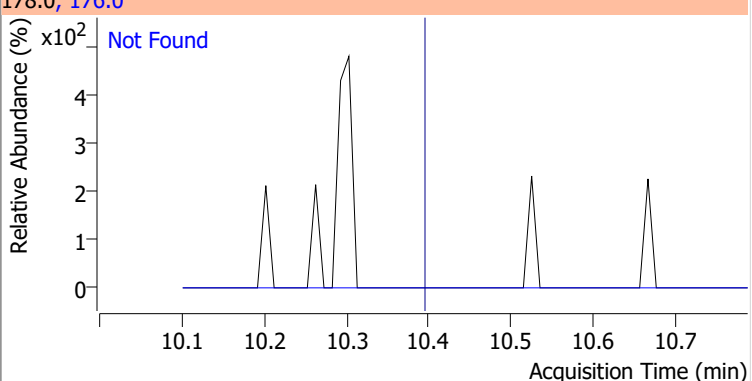
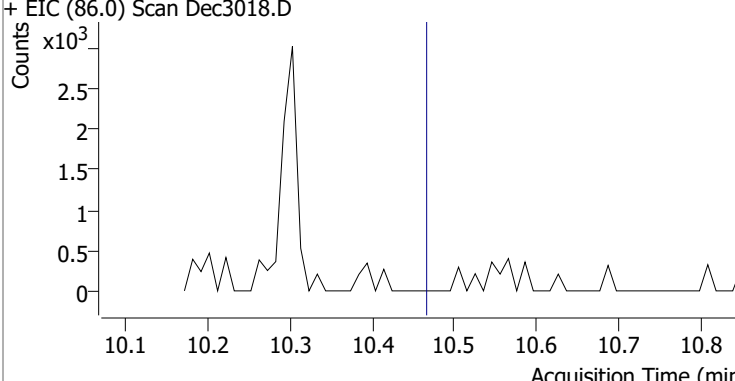
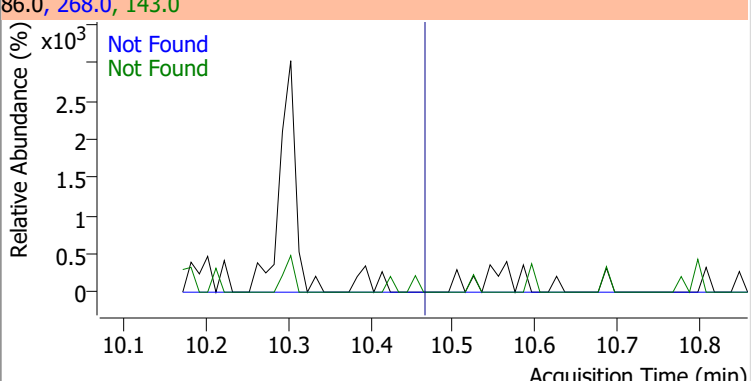
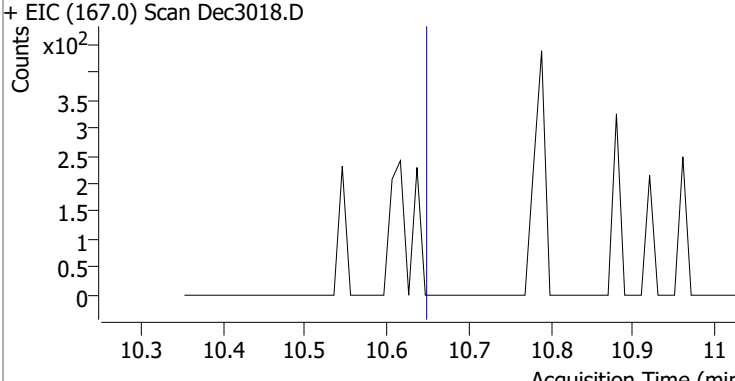
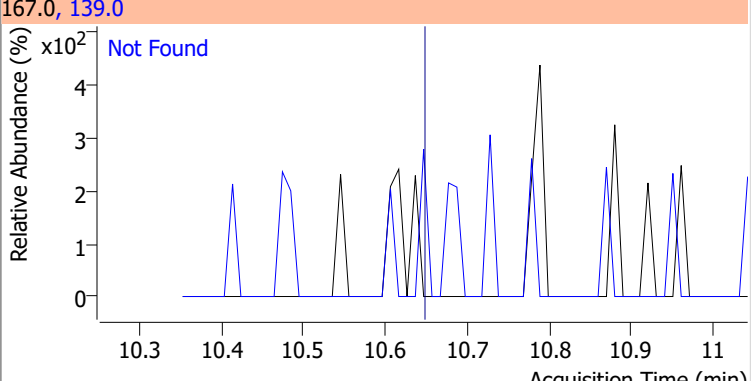
| Compound | Conc. | Exp RT | QIon | Exp Ratio | QIon | Exp Ratio |
|-------------------|-------|--------|-------|-----------|------|-----------|
| Hexachlorobenzene | N.D. | 9.84 | 142.0 | 64.6 | | |



| Compound | Conc. | Exp RT | QIon | Exp Ratio | QIon | Exp Ratio |
|-------------------|-------|--------|-------|-----------|-------|-----------|
| Pentachlorophenol | N.D. | 10.10 | 263.9 | 62.0 | 267.9 | 61.9 |

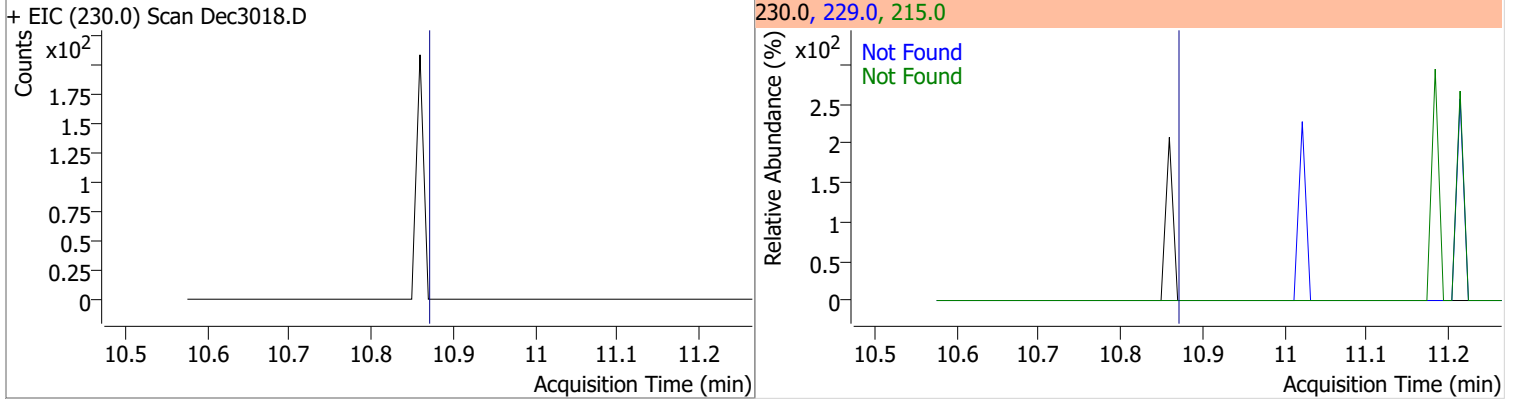


Quantitation Results Report (QT Reviewed)

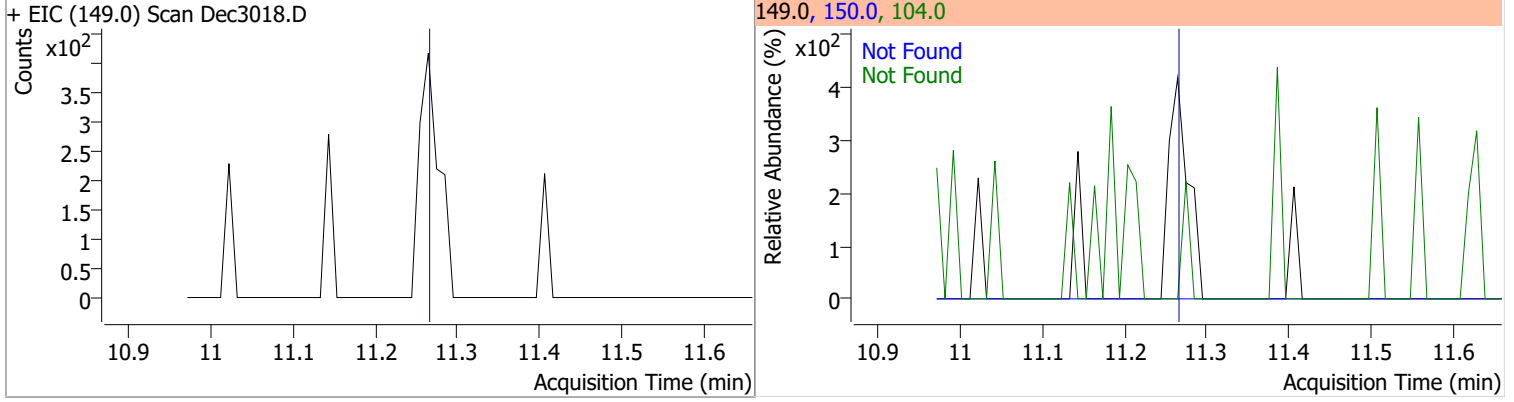
| Compound | Conc. | Exp RT | QIon | Exp Ratio | | |
|--|--|--------|--------------------|-----------|------|-----------|
| Phenanthrene | N.D. | 10.33 | 176.0 | 19.7 | | |
| + EIC (178.0) Scan Dec3018.D | | | 178.0, 176.0 | | | |
|  |  | | | | | |
| Anthracene | N.D. | 10.39 | 176.0 | 18.3 | | |
| + EIC (178.0) Scan Dec3018.D | | | 178.0, 176.0 | | | |
|  |  | | | | | |
| Triallate | N.D. | 10.46 | 143.0 | 22.0 | QIon | Exp Ratio |
| + EIC (86.0) Scan Dec3018.D | | | 86.0, 268.0, 143.0 | | | |
|  |  | | | | | |
| Carbazole | N.D. | 10.65 | 139.0 | 13.0 | | |
| + EIC (167.0) Scan Dec3018.D | | | 167.0, 139.0 | | | |
|  |  | | | | | |

Quantitation Results Report (QT Reviewed)

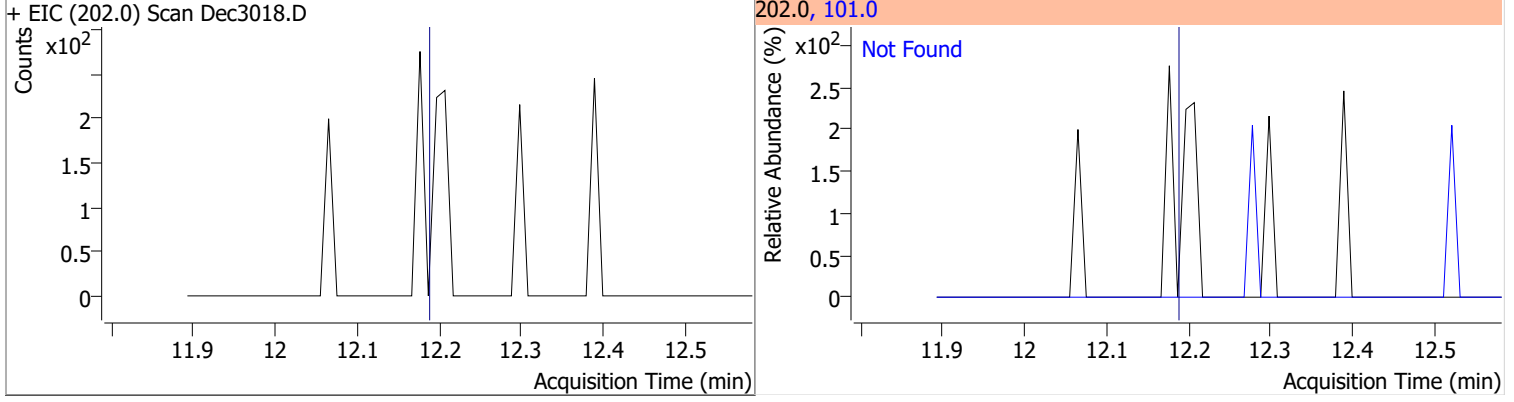
| Compound | Conc. | Exp RT | QIon | Exp Ratio | QIon | Exp Ratio |
|-------------|-------|--------|-------|-----------|-------|-----------|
| o-Terphenyl | N.D. | 10.87 | 229.0 | 67.7 | 215.0 | 38.2 |



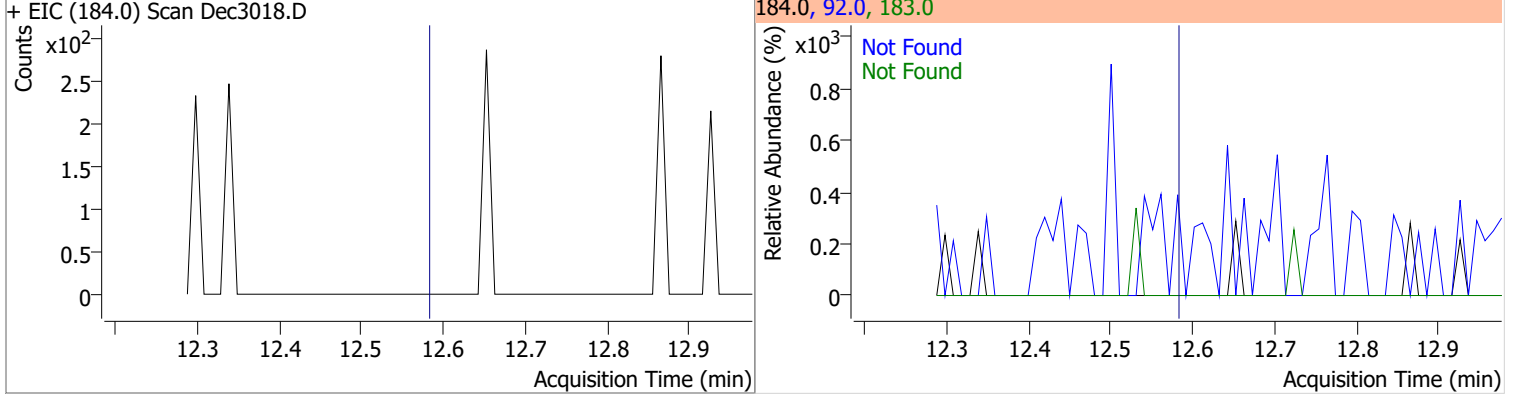
| Compound | Conc. | Exp RT | QIon | Exp Ratio | QIon | Exp Ratio |
|---------------------|-------|--------|-------|-----------|-------|-----------|
| Di-n-Butylphthalate | N.D. | 11.26 | 150.0 | 9.1 | 104.0 | 6.2 |



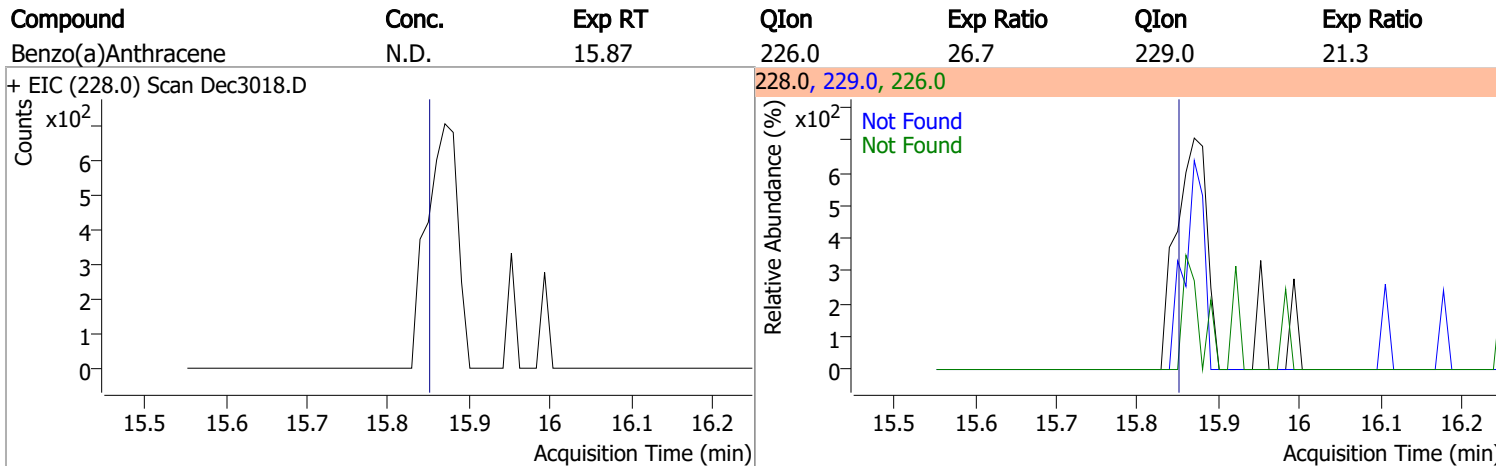
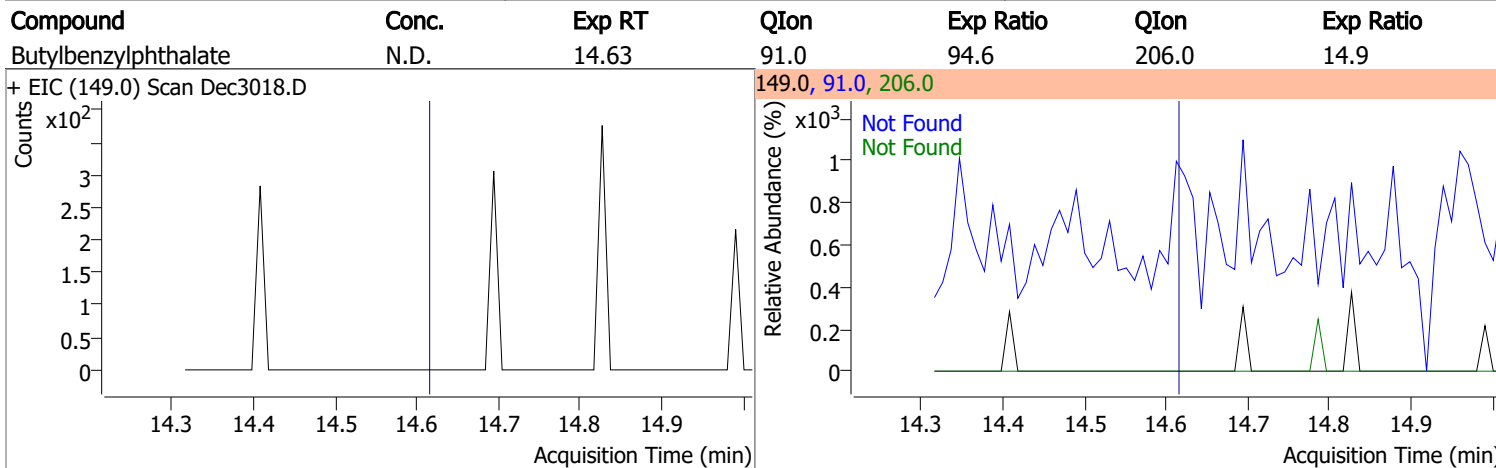
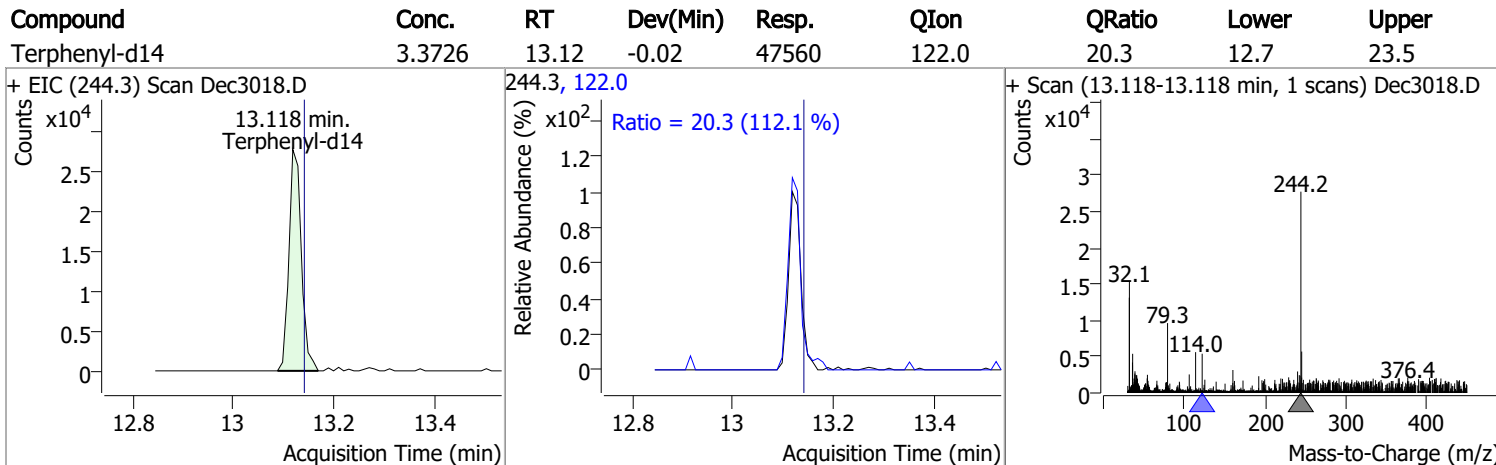
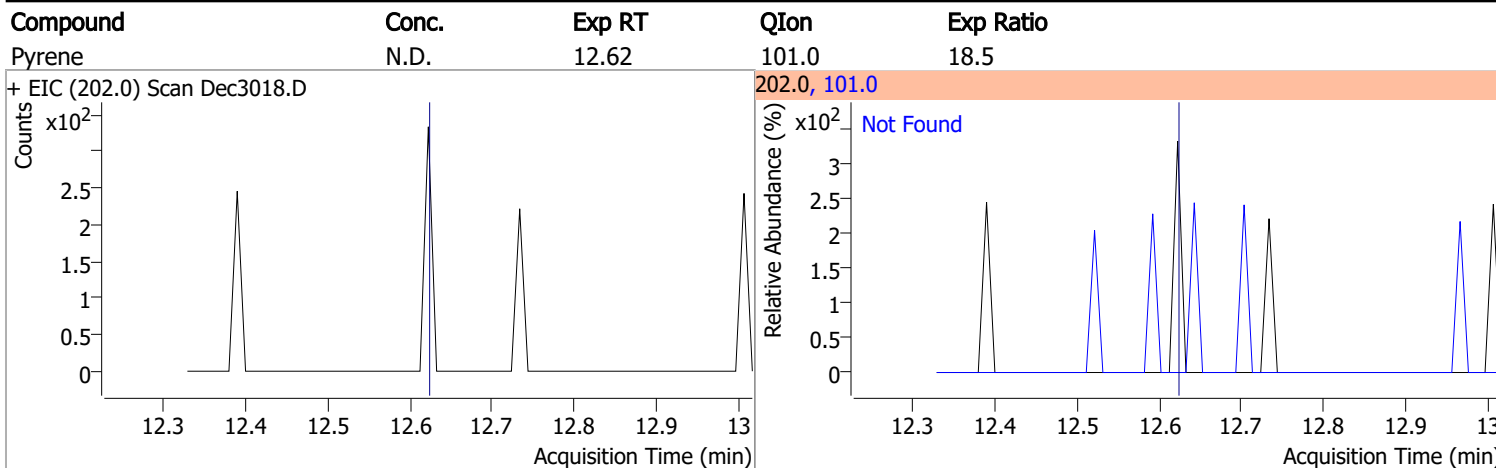
| Compound | Conc. | Exp RT | QIon | Exp Ratio |
|--------------|-------|--------|-------|-----------|
| Fluoranthene | N.D. | 12.19 | 101.0 | 15.0 |



| Compound | Conc. | Exp RT | QIon | Exp Ratio | QIon | Exp Ratio |
|-----------|-------|--------|-------|-----------|------|-----------|
| Benzidine | N.D. | 12.58 | 183.0 | 11.5 | 92.0 | 9.0 |

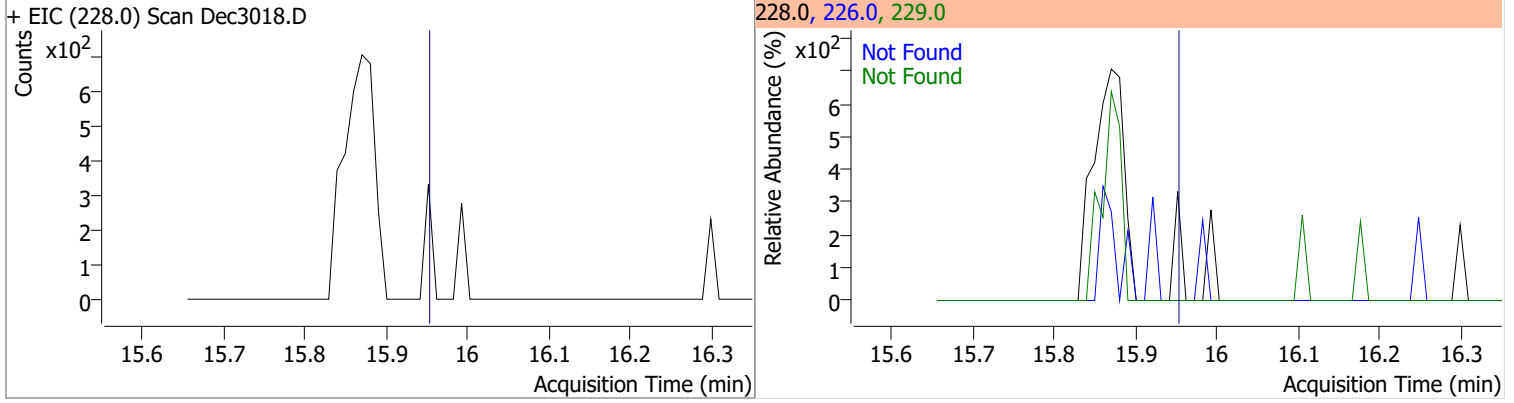


Quantitation Results Report (QT Reviewed)

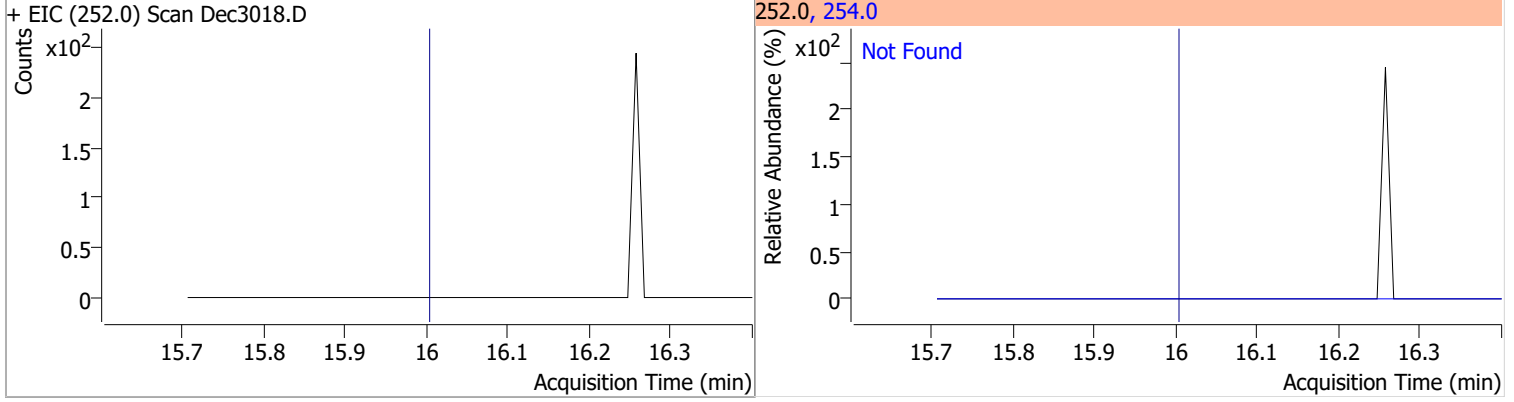


Quantitation Results Report (QT Reviewed)

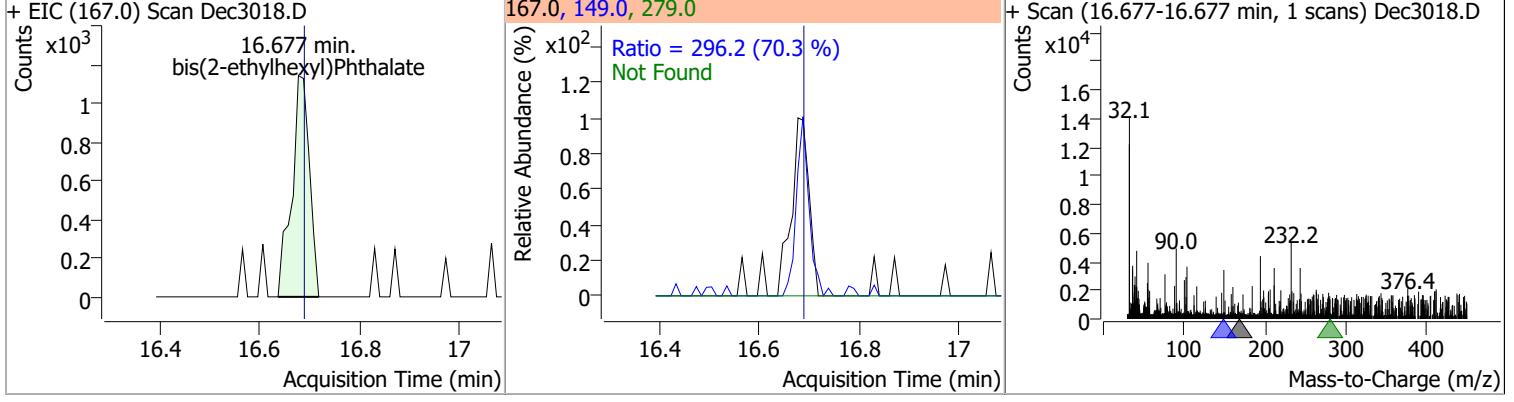
| Compound | Conc. | Exp RT | QIon | Exp Ratio | QIon | Exp Ratio |
|----------|-------|--------|-------|-----------|-------|-----------|
| Chrysene | N.D. | 15.97 | 226.0 | 30.6 | 229.0 | 20.9 |



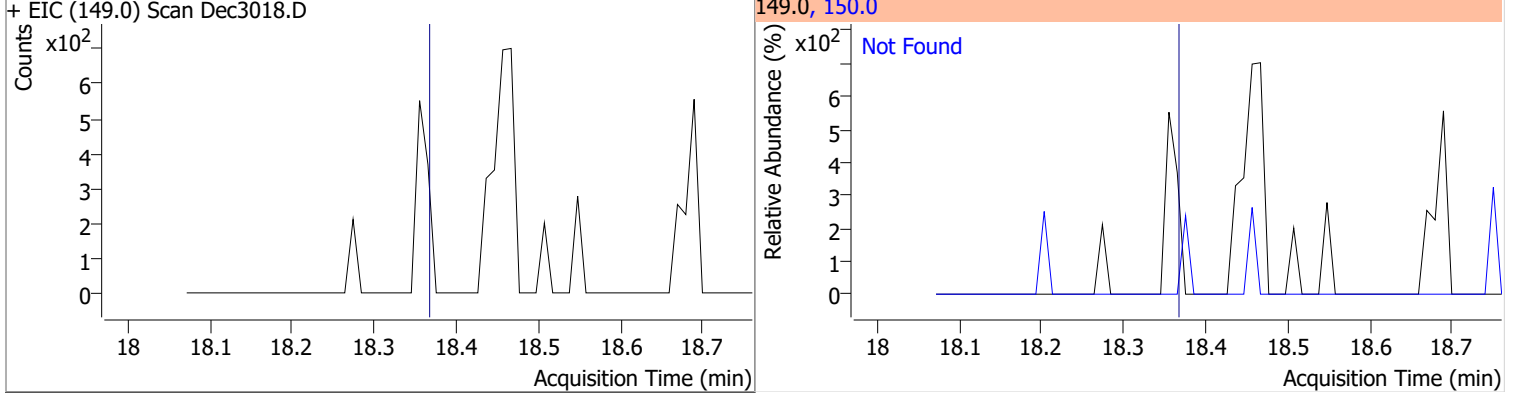
| Compound | Conc. | Exp RT | QIon | Exp Ratio |
|-----------------------|-------|--------|-------|-----------|
| 3,3-Dichlorobenzidine | N.D. | 16.02 | 254.0 | 62.0 |



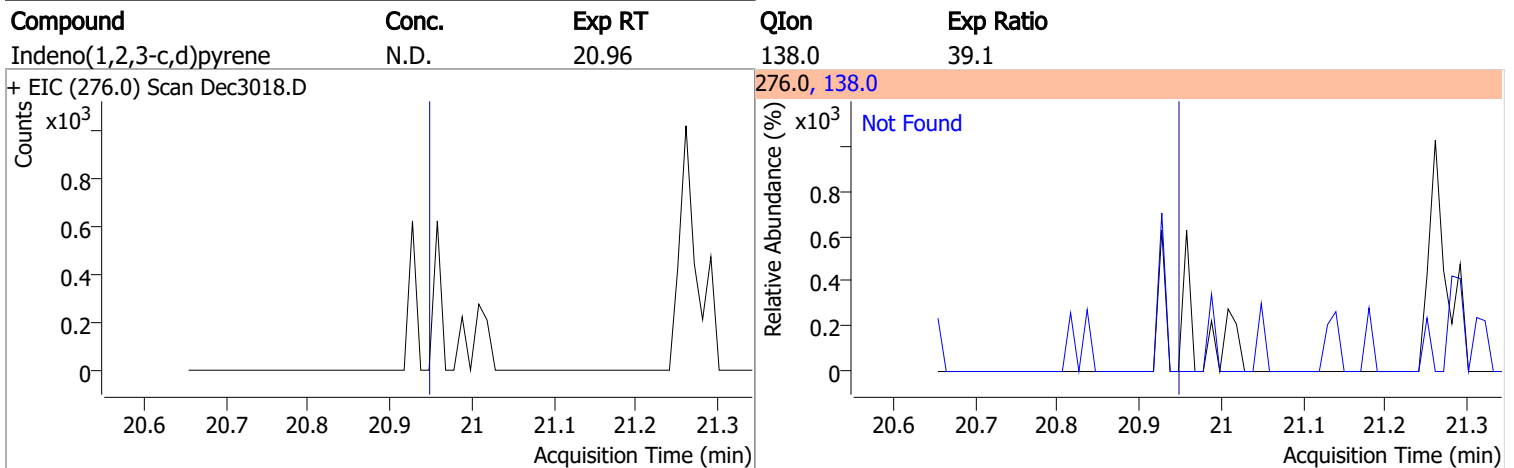
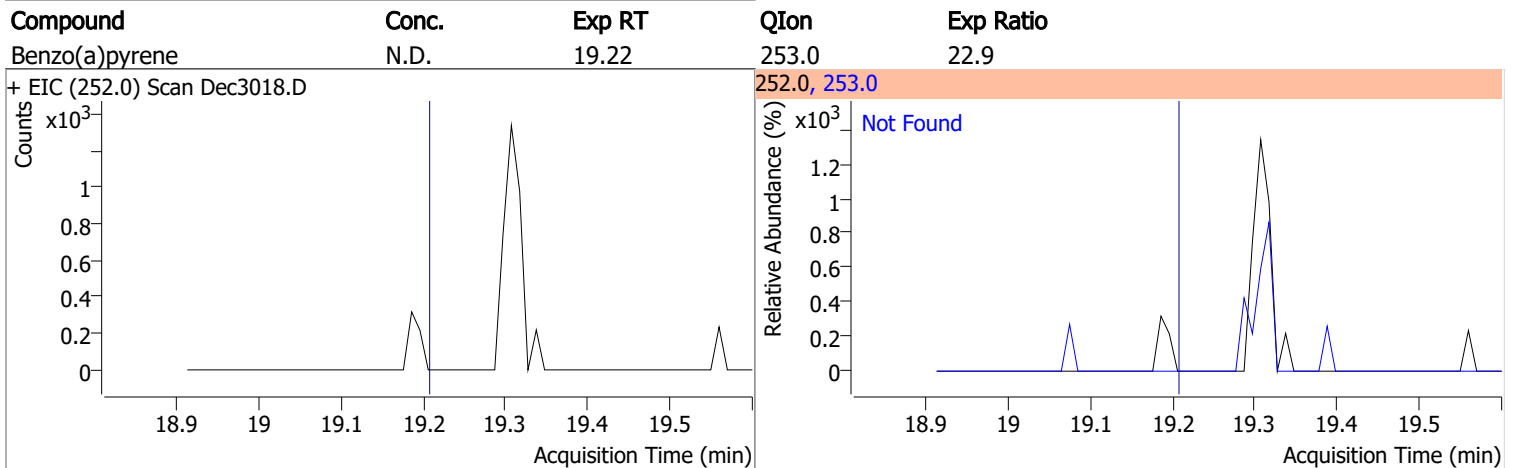
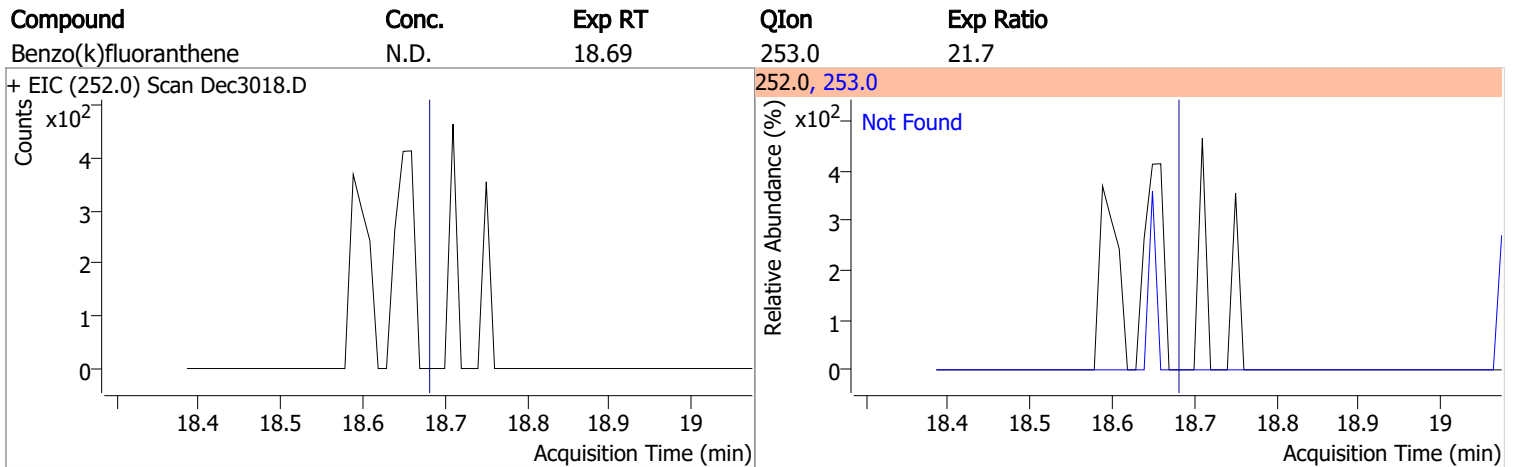
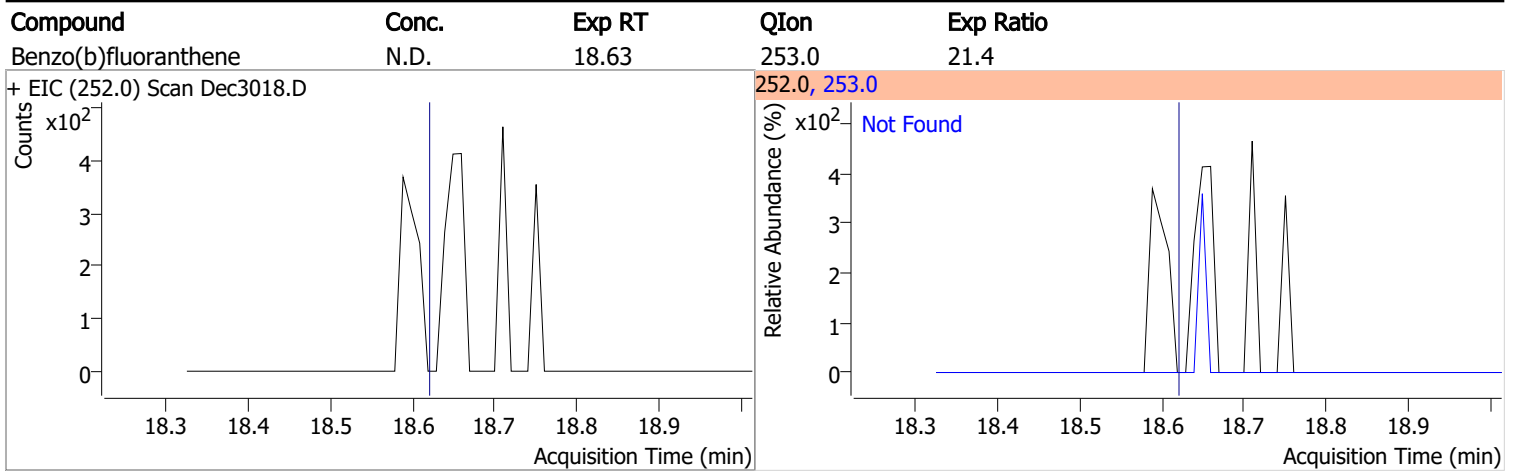
| Compound | Conc. | RT | Dev(Min) | Resp. | QIon | QRatio | Lower | Upper |
|----------------------------|--------|-------|----------|-------|-------|--------|-------|-------|
| bis(2-ethylhexyl)Phthalate | 2.3440 | 16.68 | -0.03 | 2821 | 149.0 | 296.2 | 295.1 | 548.1 |
| | | | | | 279.0 | | 7.9 | 14.6 |



| Compound | Conc. | Exp RT | QIon | Exp Ratio |
|----------------------|-------|--------|-------|-----------|
| Di-n-octyl Phthalate | N.D. | 18.38 | 150.0 | 9.7 |

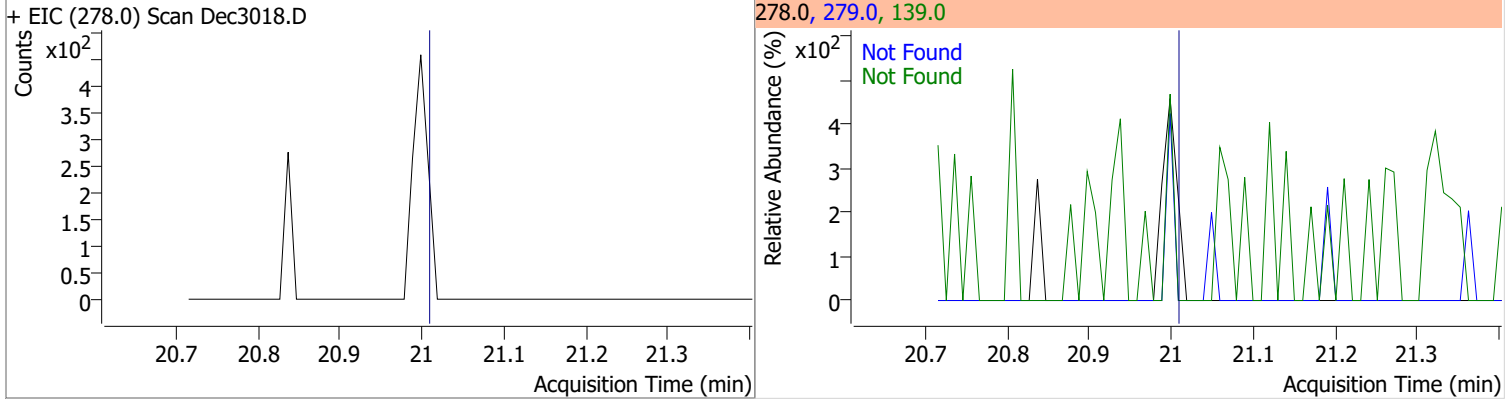


Quantitation Results Report (QT Reviewed)

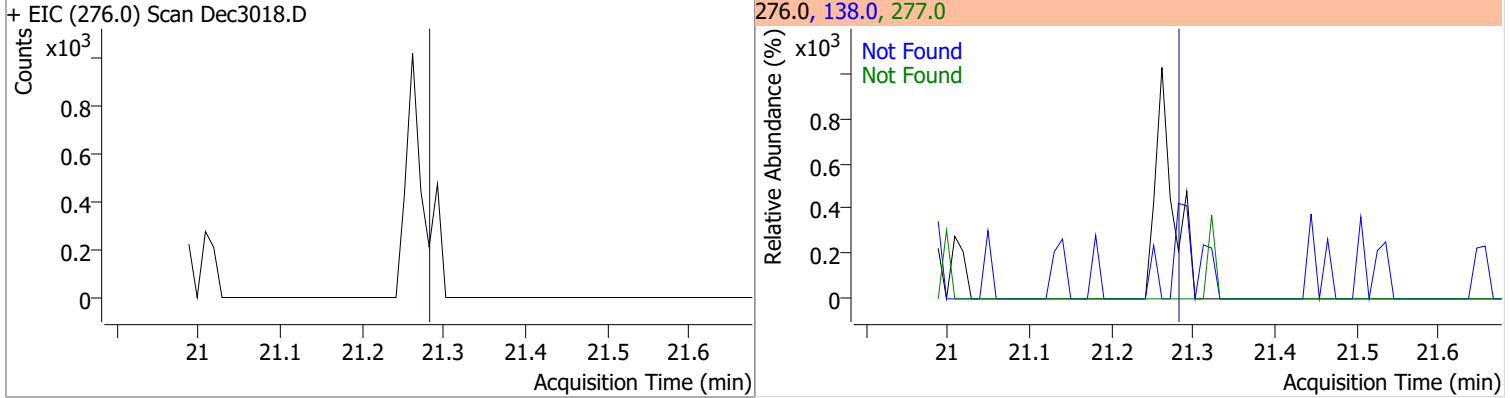


Quantitation Results Report (QT Reviewed)

| Compound | Conc. | Exp RT | QIon | Exp Ratio | QIon | Exp Ratio |
|------------------------|-------|--------|-------|-----------|-------|-----------|
| Dibenzo(a,h)anthracene | N.D. | 21.02 | 139.0 | 30.6 | 279.0 | 24.6 |

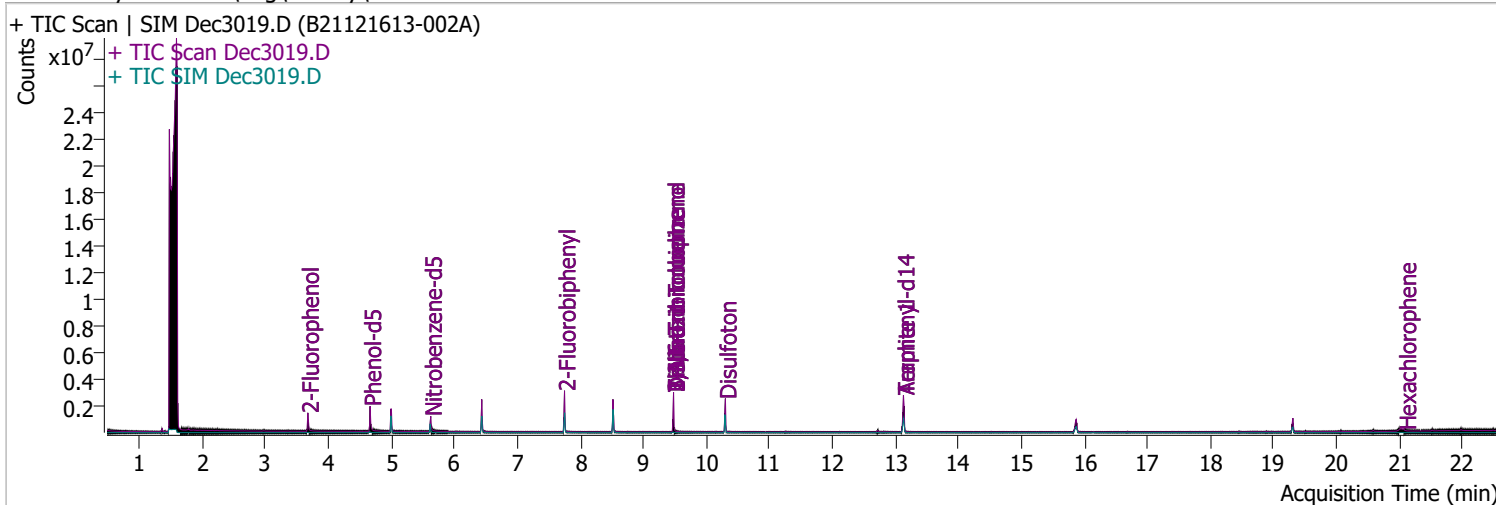


| Compound | Conc. | Exp RT | QIon | Exp Ratio | QIon | Exp Ratio |
|----------------------|-------|--------|-------|-----------|-------|-----------|
| Benzo(g,h,i)perylene | N.D. | 21.29 | 138.0 | 41.5 | 277.0 | 23.8 |



Quantitation Results Report (QT Reviewed)

| | | | |
|----------------|----------------------------|-------------------|------------------------|
| Data File | Dec3019.D | Operator | LIMS import |
| Acq. Method | BNA+SIM.M | Acq. Date-Time | 12/30/2021 9:56:35 PM |
| Sample Name | B21121613-002A | Instrument | Instrument #1 |
| Vial | 19 | Multiplier | 1.00 |
| DA Method File | 122821 bna 1 CAL.batch.bin | Comment | SVOC-8270-W |
| Tune File | dftppdsm.u | Tune Date | 11/24/2021 11:15:00 AM |
| Batch Name | 123021 bna 1.batch.bin | Last Calib Update | 1/3/2022 10:10:10 AM |
| Ref Library | D:\Org\Library\NIST129K.I | | |



| Compound | RT | QIon | Resp. | Conc. | Units | Dev(Min) |
|----------|----|------|-------|-------|-------|----------|
|----------|----|------|-------|-------|-------|----------|

Internal Standards

System Monitoring Compounds

| | | | | | | |
|------------------------|----------------------|-------|---------|-------------------|------|--------|
| S 2-Fluorophenol | 3.674 | 112.0 | 430217 | 54.2475 | µg/L | -0.031 |
| Spiked Amount: 200.000 | Range: 10.0 - 75.0% | | | Recovery = 27.12% | | |
| S Phenol-d5 | 4.664 | 99.0 | 570492 | 47.9835 | µg/L | -0.020 |
| Spiked Amount: 200.000 | Range: 10.0 - 65.0% | | | Recovery = 23.99% | | |
| S Nitrobenzene-d5 | 5.624 | 82.0 | 255110 | 43.9748 | µg/L | 0.000 |
| Spiked Amount: 100.000 | Range: 32.0 - 94.0% | | | Recovery = 43.97% | | |
| S 2-Fluorobiphenyl | 7.748 | 172.0 | 924362 | 50.4934 | µg/L | 0.000 |
| Spiked Amount: 100.000 | Range: 28.0 - 107.0% | | | Recovery = 50.49% | | |
| S 2,4,6-Tribromophenol | 9.479 | 329.8 | 165517 | 180.8658 | µg/L | 0.000 |
| Spiked Amount: 200.000 | Range: 25.0 - 140.0% | | | Recovery = 90.43% | | |
| S Terphenyl-d14 | 13.128 | 244.3 | 1319019 | 92.0568 | µg/L | -0.010 |
| Spiked Amount: 100.000 | Range: 32.0 - 122.0% | | | Recovery = 92.06% | | |

Target Compounds

| Compound | RT | QIon | Resp. | Conc. | Units | Dev(Min) | QValue |
|-------------------------------|-------|------|-------|-------|-------|----------|--------|
| T N-Nitrosodimethylamine | 0.000 | | 0 | N.D. | | | |
| T Pyridine | 0.000 | | 0 | N.D. | | | |
| T Aniline | 0.000 | | 0 | N.D. | | | |
| T Phenol | 0.000 | | 0 | N.D. | | | |
| T bis(-2-Chloroethyl)Ether | 0.000 | | 0 | N.D. | | | |
| T 2-Chlorophenol | 0.000 | | 0 | N.D. | | | |
| T 1,3-Dichlorobenzene | 0.000 | | 0 | N.D. | | | |
| T 1,4-Dichlorobenzene | 0.000 | | 0 | N.D. | | | |
| T 1,2-Dichlorobenzene | 0.000 | | 0 | N.D. | | | |
| T Benzyl Alcohol | 0.000 | | 0 | N.D. | | | |
| T bis(2-chloroisopropyl)Ether | 0.000 | | 0 | N.D. | | | |
| T 2-Methylphenol | 0.000 | | 0 | N.D. | | | |
| T N-nitroso-Di-n-propylamine | 5.624 | 70.0 | 0 | | µg/L | md | 1 |
| T 4Methylphenol/3Methylphenol | 0.000 | | 0 | N.D. | | | |
| T Hexachloroethane | 0.000 | | 0 | N.D. | | | |

Quantitation Results Report (QT Reviewed)

| Compound | RT | QIon | Resp. | Conc. | Units | Dev(Min) |
|-------------------------------|-------|-------|-------|-------|---------|----------|
| T Nitrobenzene | 0.000 | | 0 | N.D. | | |
| T Isophorone | 0.000 | | 0 | N.D. | | |
| T 2-Nitrophenol | 0.000 | | 0 | N.D. | | |
| T 2,4-Dimethylphenol | 0.000 | | 0 | N.D. | | |
| T bis(-2-Chloroethoxy)Methane | 0.000 | | 0 | N.D. | | |
| T Benzoic Acid | 0.000 | | 0 | N.D. | | |
| T 2,4-Dichlorophenol | 0.000 | | 0 | N.D. | | |
| T 1,2,4-Trichlorobenzene | 0.000 | | 0 | N.D. | | |
| T Naphthalene | 0.000 | | 0 | N.D. | | |
| T 4-Chlorophenol | 0.000 | | 0 | N.D. | | |
| T p-Chloroaniline | 0.000 | | 0 | N.D. | | |
| T Hexachlorobutadiene | 0.000 | | 0 | N.D. | | |
| T 4-Chloro-2-Methylphenol | 0.000 | | 0 | N.D. | | |
| T 4-Chloro-3-Methylphenol | 0.000 | | 0 | N.D. | | |
| T 2-Methylnaphthalene | 0.000 | | 0 | N.D. | | |
| T 1-Methylnaphthalene | 0.000 | | 0 | N.D. | | |
| T Hexachlorocyclopentadiene | 0.000 | | 0 | N.D. | | |
| T 2,4,6-Trichlorophenol | 0.000 | | 0 | N.D. | | |
| T 2,4,5-Trichlorophenol | 0.000 | | 0 | N.D. | | |
| T 2-Chloronaphthalene | 0.000 | | 0 | N.D. | | |
| T 2-Nitroaniline | 0.000 | | 0 | N.D. | | |
| T Dimethyl Phthalate | 8.517 | 163.0 | 0 | | µg/L md | 1 |
| T 2,6-Dinitrotoluene | 8.517 | 165.0 | 0 | | µg/L md | 1 |
| T Acenaphthylene | 0.000 | | 0 | N.D. | | |
| T 3-Nitroaniline | 0.000 | | 0 | N.D. | | |
| T Acenaphthene | 0.000 | | 0 | N.D. | | |
| T 2,4-Dinitrophenol | 0.000 | | 0 | N.D. | | |
| T Dibenzofuran | 0.000 | | 0 | N.D. | | |
| T 4-Nitrophenol | 0.000 | | 0 | N.D. | | |
| T 2,4-Dinitrotoluene | 0.000 | | 0 | N.D. | | |
| T Diethylphthalate | 0.000 | | 0 | N.D. | | |
| T Fluorene | 0.000 | | 0 | N.D. | | |
| T 4-Chlorophenyl-phenylether | 0.000 | | 0 | N.D. | | |
| T 4-Nitroaniline | 0.000 | | 0 | N.D. | | |
| T 4,6-Dinitro-2-methylphenol | 9.479 | 198.0 | 0 | | µg/L md | 1 |
| T N-nitrosodiphenylamine | 0.000 | | 0 | N.D. | | |
| T Azobenzene | 0.000 | | 0 | N.D. | | |
| T 4-Bromophenyl-phenylether | 0.000 | | 0 | N.D. | | |
| T Hexachlorobenzene | 0.000 | | 0 | N.D. | | |
| T Pentachlorophenol | 0.000 | | 0 | N.D. | | |
| T Phenanthrene | 0.000 | | 0 | N.D. | | |
| T Anthracene | 0.000 | | 0 | N.D. | | |
| T Triallate | 0.000 | | 0 | N.D. | | |
| T Carbazole | 0.000 | | 0 | N.D. | | |
| T o-Terphenyl | 0.000 | | 0 | N.D. | | |
| T Di-n-Butylphthalate | 0.000 | | 0 | N.D. | | |
| T Fluoranthene | 0.000 | | 0 | N.D. | | |
| T Benzidine | 0.000 | | 0 | N.D. | | |
| T Pyrene | 0.000 | | 0 | N.D. | | |
| T Butylbenzylphthalate | 0.000 | | 0 | N.D. | | |
| T Benzo(a)Anthracene | 0.000 | | 0 | N.D. | | |
| T Chrysene | 0.000 | | 0 | N.D. | | |
| T 3,3-Dichlorobenzidine | 0.000 | | 0 | N.D. | | |
| T bis(2-ethylhexyl)Phthalate | 0.000 | | 0 | N.D. | | |
| T Di-n-octyl Phthalate | 0.000 | | 0 | N.D. | | |

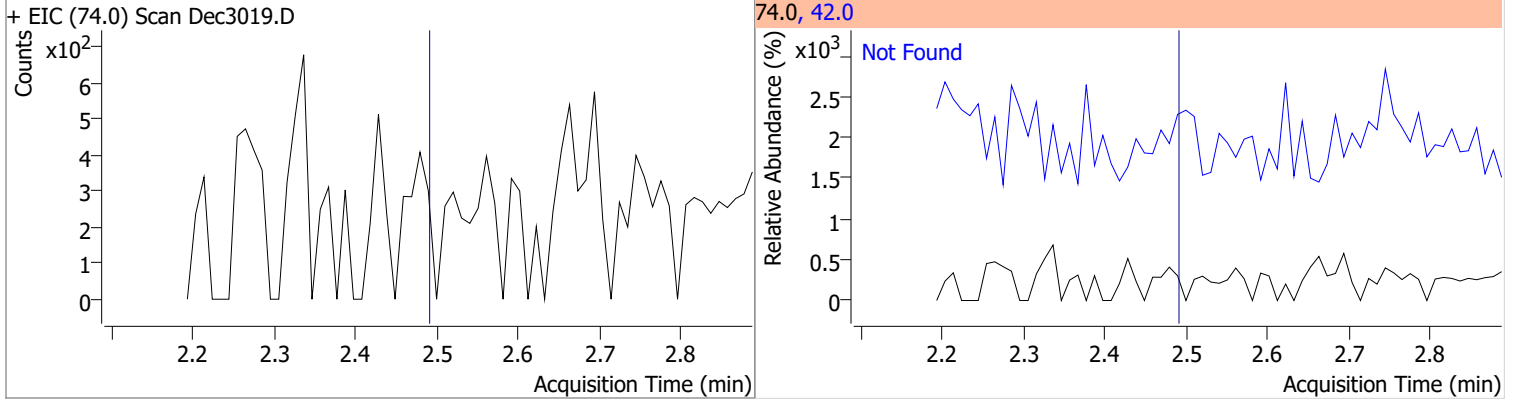
Quantitation Results Report (QT Reviewed)

| Compound | RT | QIon | Resp. | Conc. | Units | Dev(Min) |
|---------------------------|-------|------|-------|-------|-------|----------|
| T Benzo(b)fluoranthene | 0.000 | | 0 | N.D. | | |
| T Benzo(k)fluoranthene | 0.000 | | 0 | N.D. | | |
| T Benzo(a)pyrene | 0.000 | | 0 | N.D. | | |
| T Indeno(1,2,3-c,d)pyrene | 0.000 | | 0 | N.D. | | |
| T Dibenzo(a,h)anthracene | 0.000 | | 0 | N.D. | | |
| T Benzo(g,h,i)perylene | 0.000 | | 0 | N.D. | | |

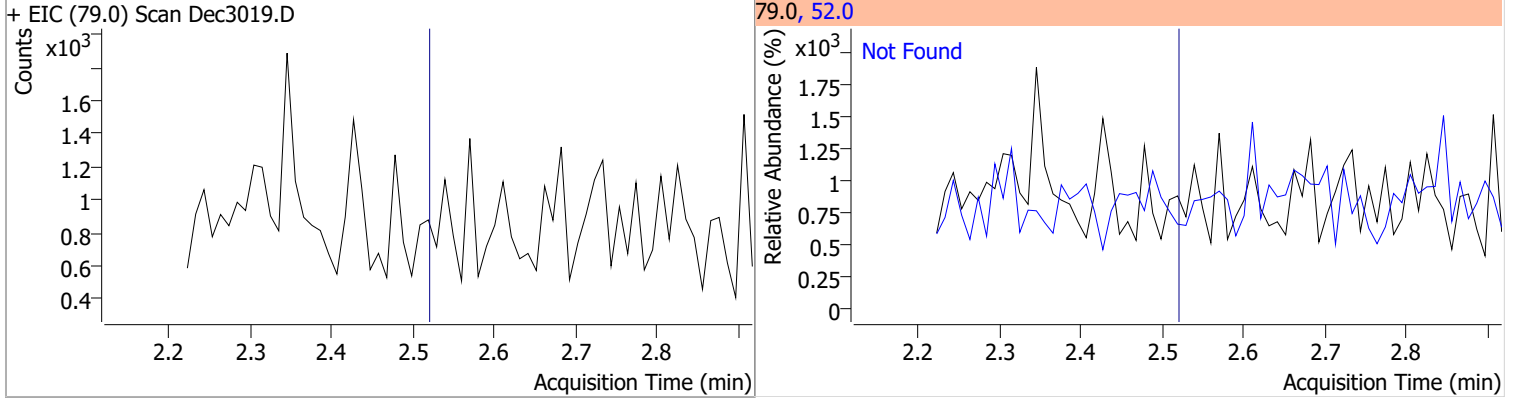
(#) = Qualifier Out of Range; (m) = Manual Integration; (+) = Area Summed; (*) = Surrogate Percent Recovery Out of Range; (d): Zeroed Peak

Quantitation Results Report (QT Reviewed)

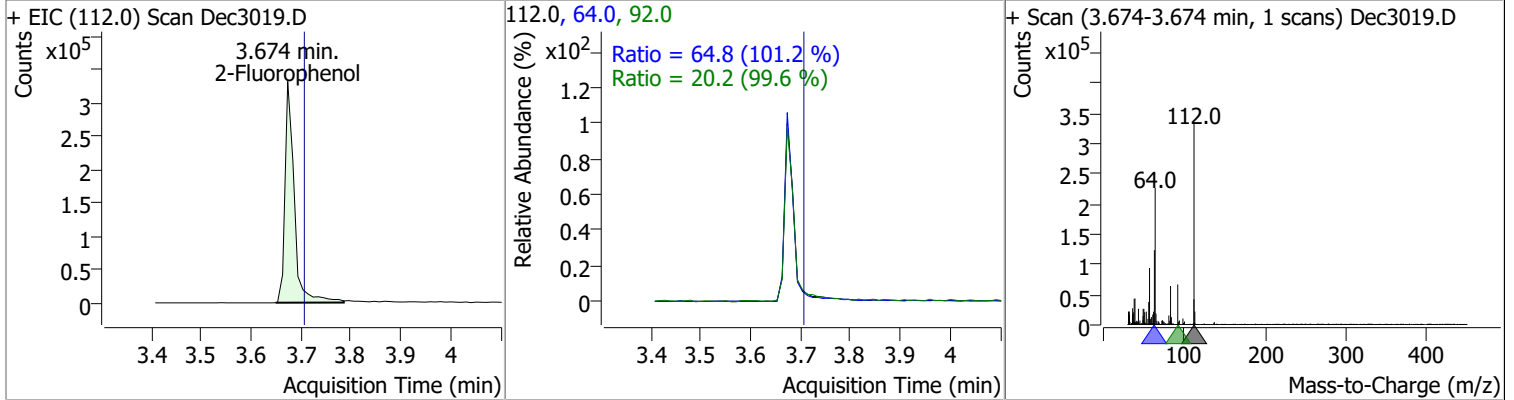
| Compound | Conc. | Exp RT | QIon | Exp Ratio |
|------------------------|-------|--------|------|-----------|
| N-Nitrosodimethylamine | N.D. | 2.49 | 42.0 | 184.8 |



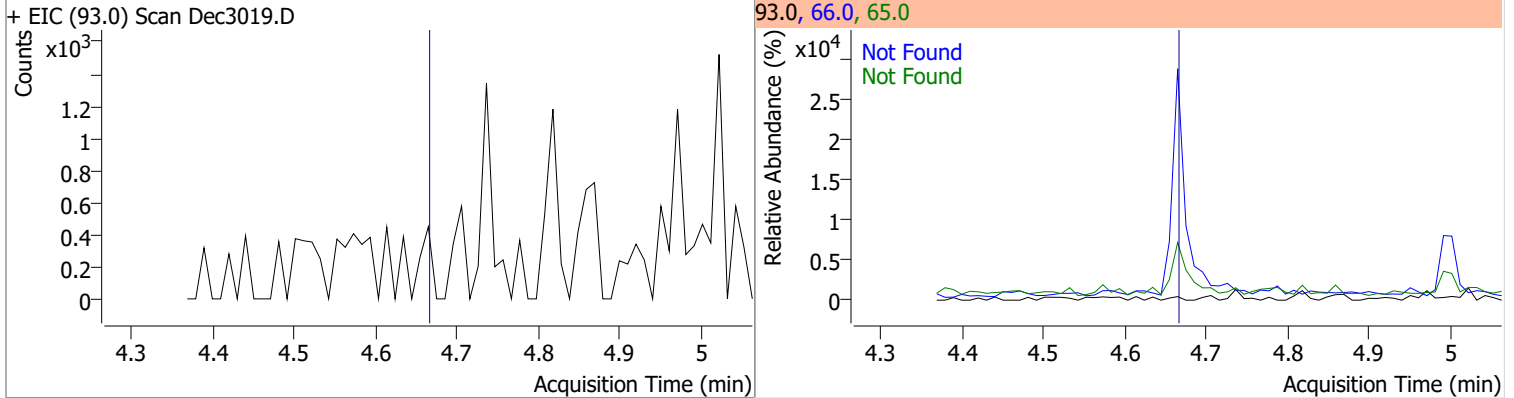
| Compound | Conc. | Exp RT | QIon | Exp Ratio |
|----------|-------|--------|------|-----------|
| Pyridine | N.D. | 2.52 | 52.0 | 135.8 |



| Compound | Conc. | RT | Dev(Min) | Resp. | QIon | QRatio | Lower | Upper |
|----------------|---------|------|----------|--------|------|--------|-------|-------|
| 2-Fluorophenol | 54.2475 | 3.67 | -0.03 | 430217 | 64.0 | 64.8 | 44.8 | 83.2 |
| | | | | | 92.0 | 20.2 | 14.2 | 26.4 |

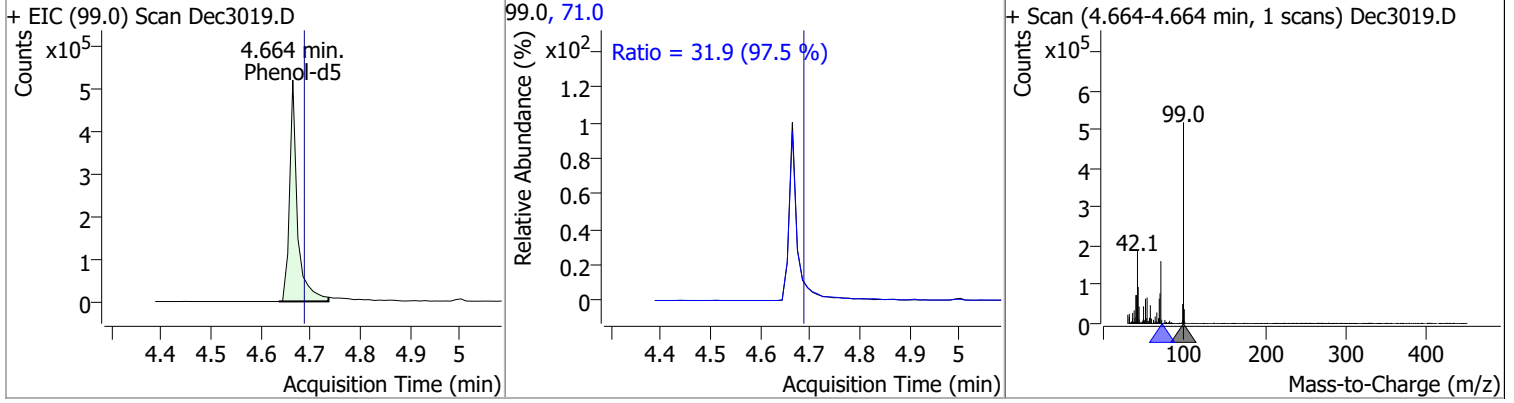


| Compound | Conc. | Exp RT | QIon | Exp Ratio | QIon | Exp Ratio |
|----------|-------|--------|------|-----------|------|-----------|
| Aniline | N.D. | 4.66 | 66.0 | 41.6 | 65.0 | 23.1 |

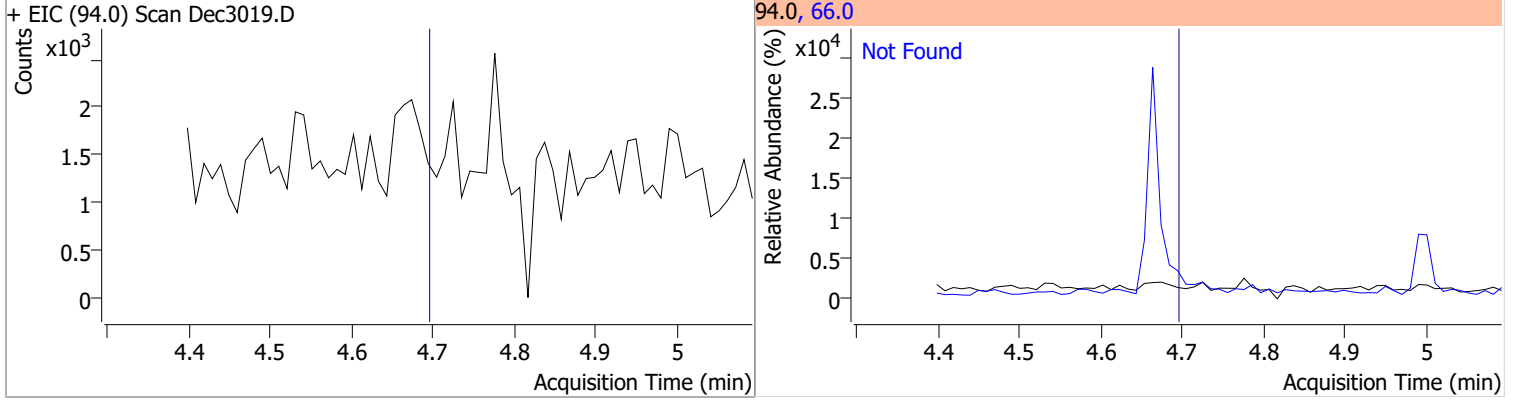


Quantitation Results Report (QT Reviewed)

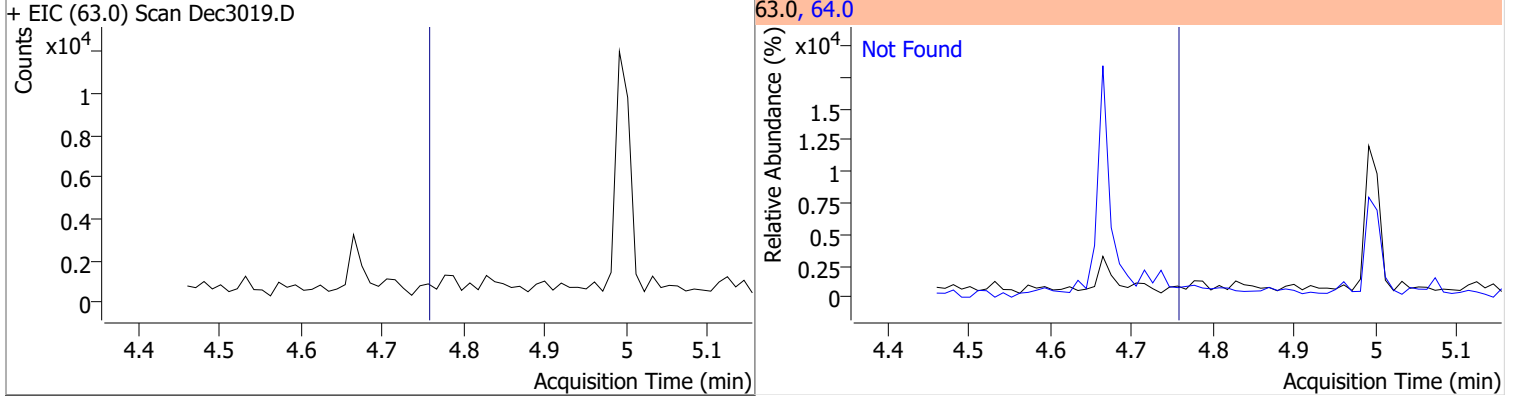
| Compound | Conc. | RT | Dev(Min) | Resp. | QIon | QRatio | Lower | Upper |
|-----------|---------|------|----------|--------|------|--------|-------|-------|
| Phenol-d5 | 47.9835 | 4.66 | -0.02 | 570492 | 71.0 | 31.9 | 22.9 | 42.5 |



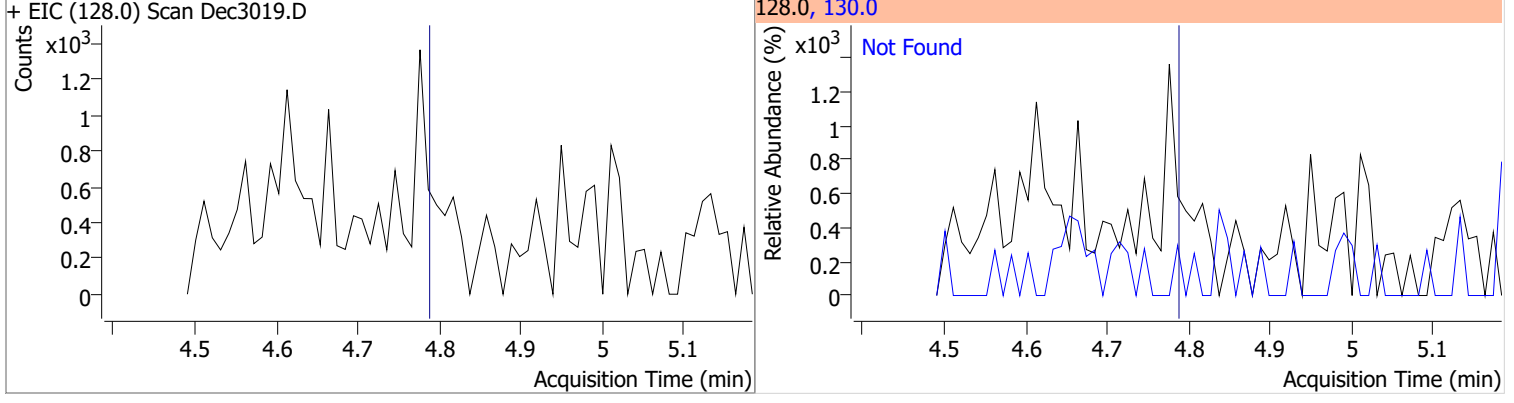
| Compound | Conc. | Exp RT | QIon | Exp Ratio |
|----------|-------|--------|------|-----------|
| Phenol | N.D. | 4.69 | 66.0 | 40.8 |



| Compound | Conc. | Exp RT | QIon | Exp Ratio |
|--------------------------|-------|--------|------|-----------|
| bis(-2-Chloroethyl)Ether | N.D. | 4.76 | 64.0 | 2.8 |

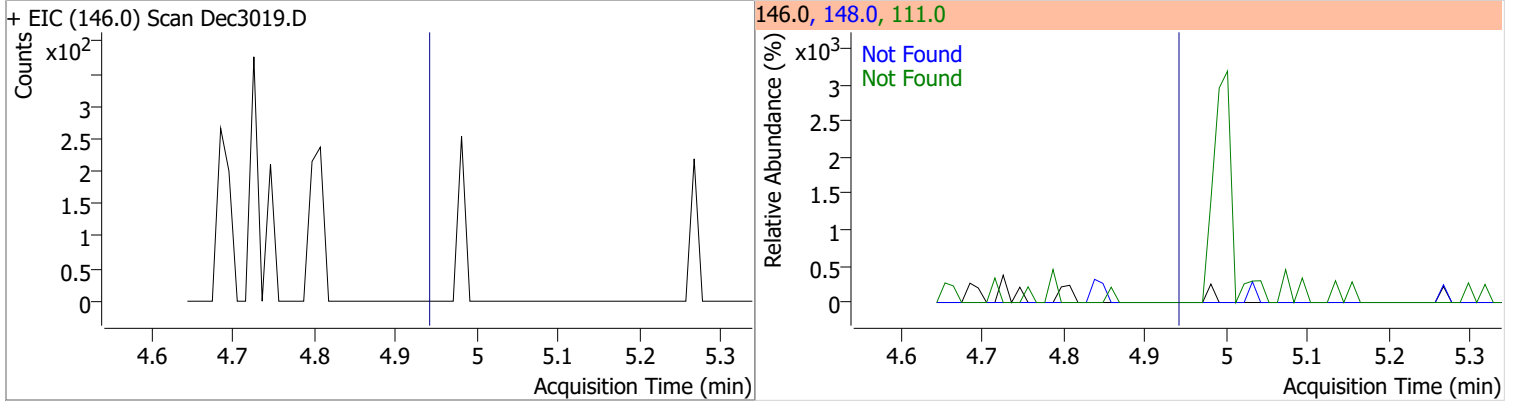


| Compound | Conc. | Exp RT | QIon | Exp Ratio |
|----------------|-------|--------|-------|-----------|
| 2-Chlorophenol | N.D. | 4.79 | 130.0 | 32.3 |

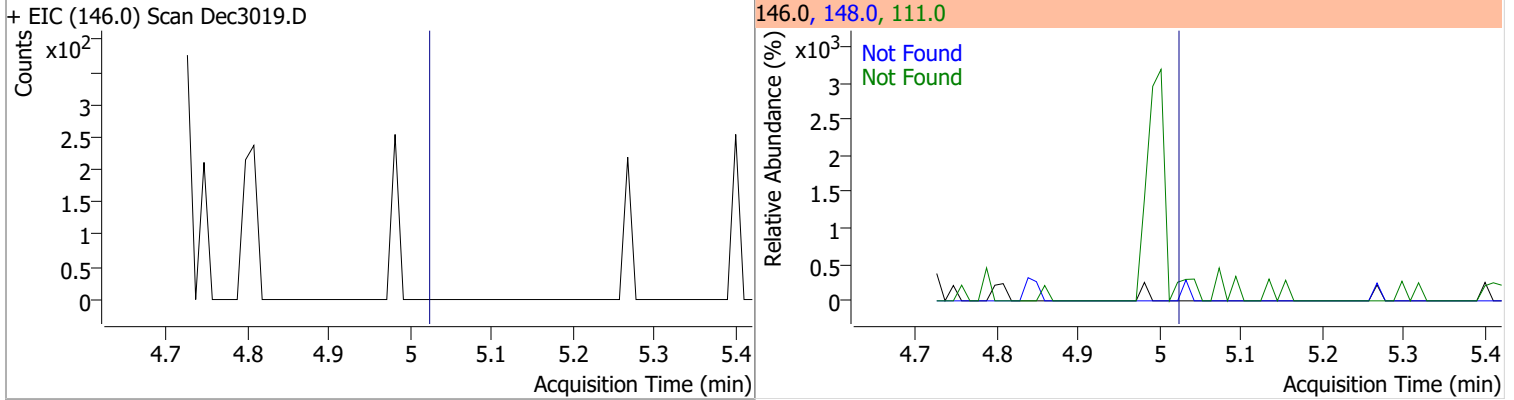


Quantitation Results Report (QT Reviewed)

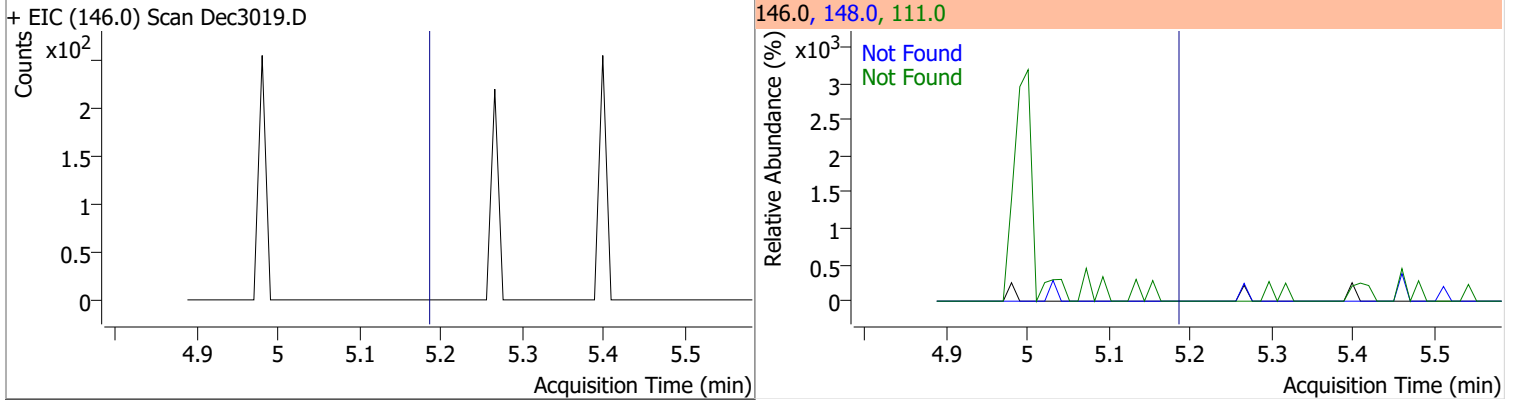
| Compound | Conc. | Exp RT | QIon | Exp Ratio | QIon | Exp Ratio |
|---------------------|-------|--------|-------|-----------|-------|-----------|
| 1,3-Dichlorobenzene | N.D. | 4.94 | 148.0 | 63.2 | 111.0 | 39.4 |



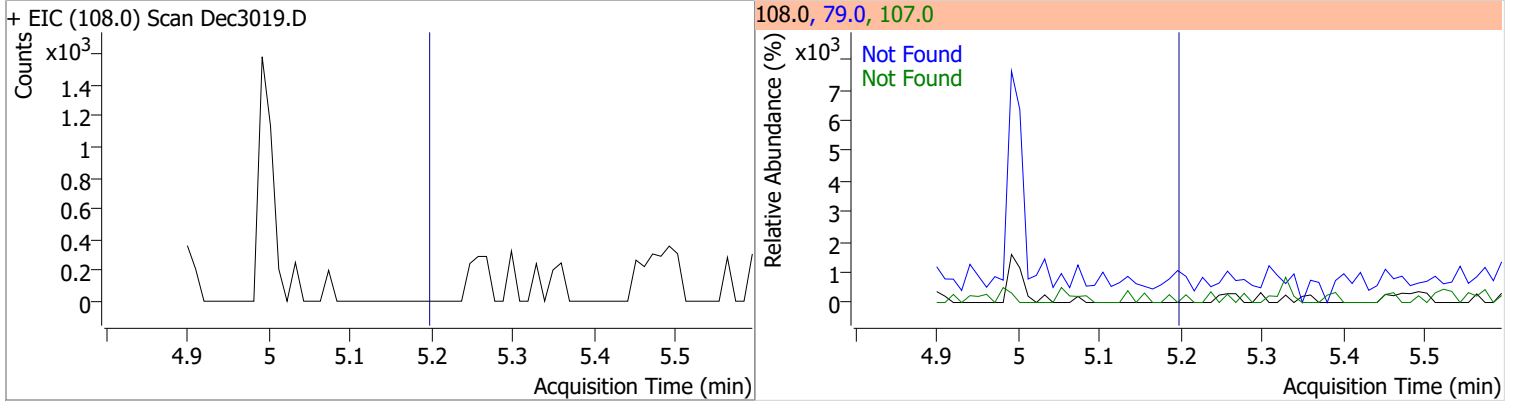
| Compound | Conc. | Exp RT | QIon | Exp Ratio | QIon | Exp Ratio |
|---------------------|-------|--------|-------|-----------|-------|-----------|
| 1,4-Dichlorobenzene | N.D. | 5.02 | 148.0 | 62.2 | 111.0 | 37.4 |



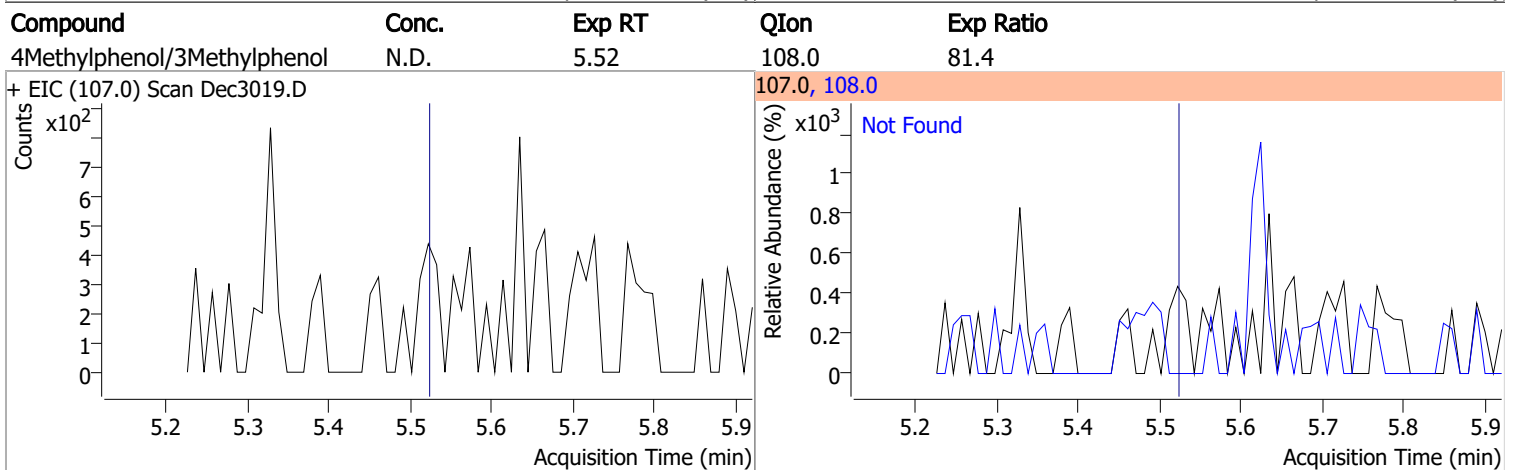
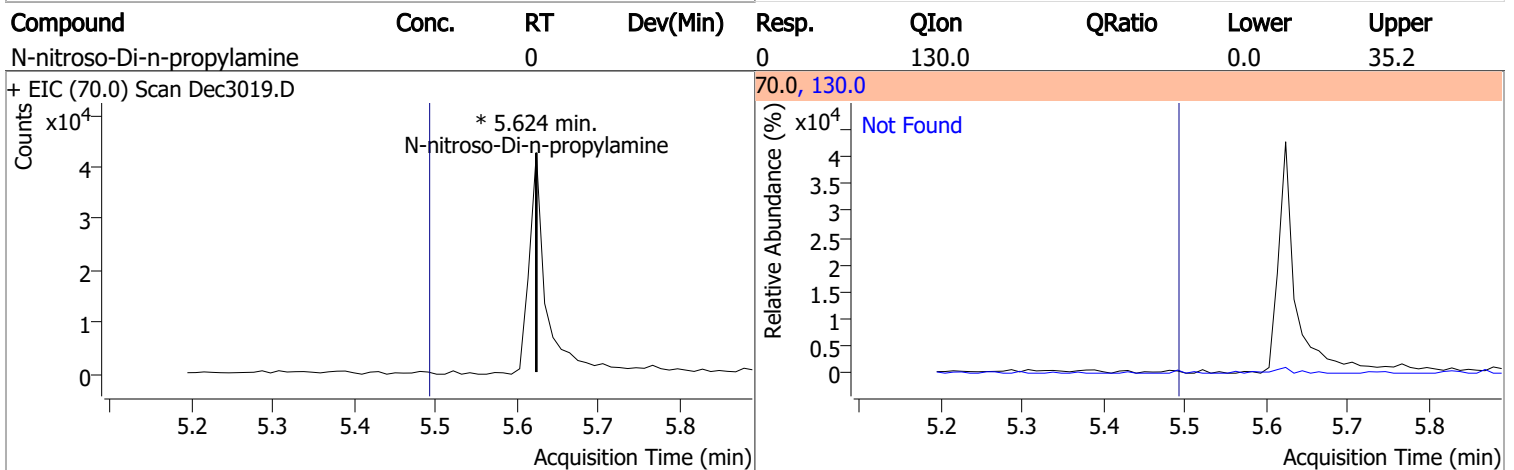
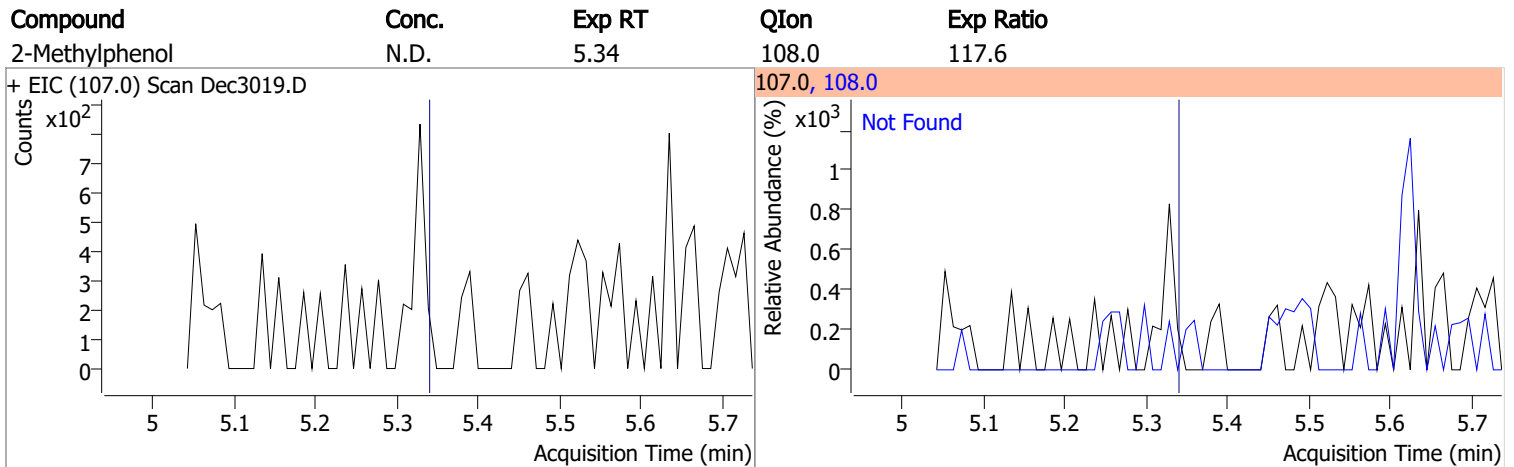
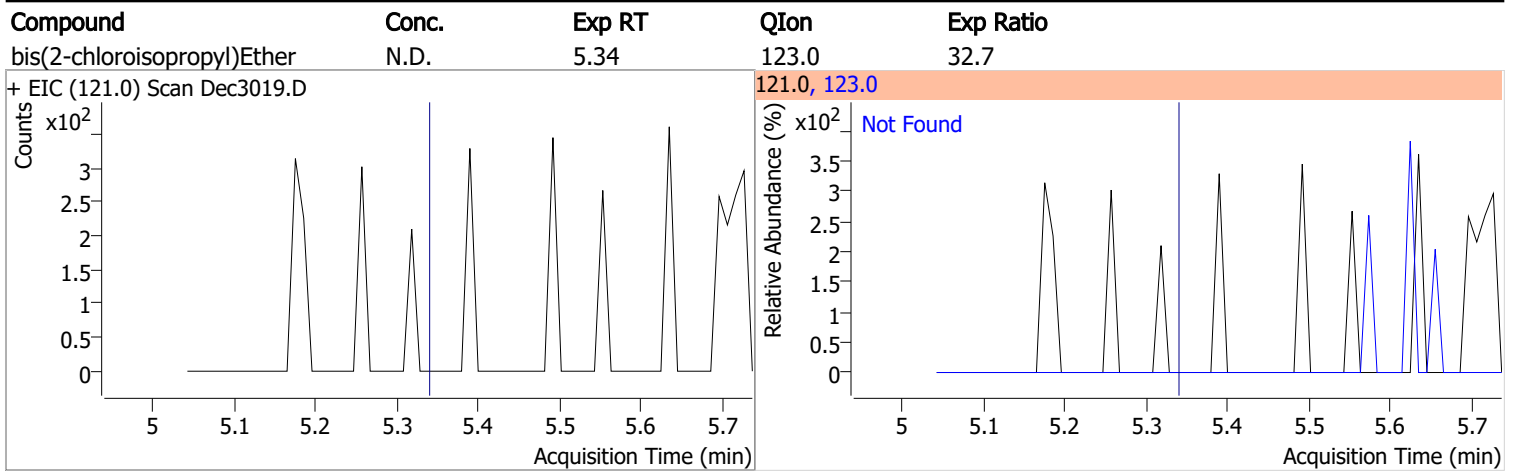
| Compound | Conc. | Exp RT | QIon | Exp Ratio | QIon | Exp Ratio |
|---------------------|-------|--------|-------|-----------|-------|-----------|
| 1,2-Dichlorobenzene | N.D. | 5.19 | 148.0 | 62.2 | 111.0 | 40.3 |



| Compound | Conc. | Exp RT | QIon | Exp Ratio | QIon | Exp Ratio |
|----------------|-------|--------|------|-----------|-------|-----------|
| Benzyl Alcohol | N.D. | 5.20 | 79.0 | 117.9 | 107.0 | 69.2 |

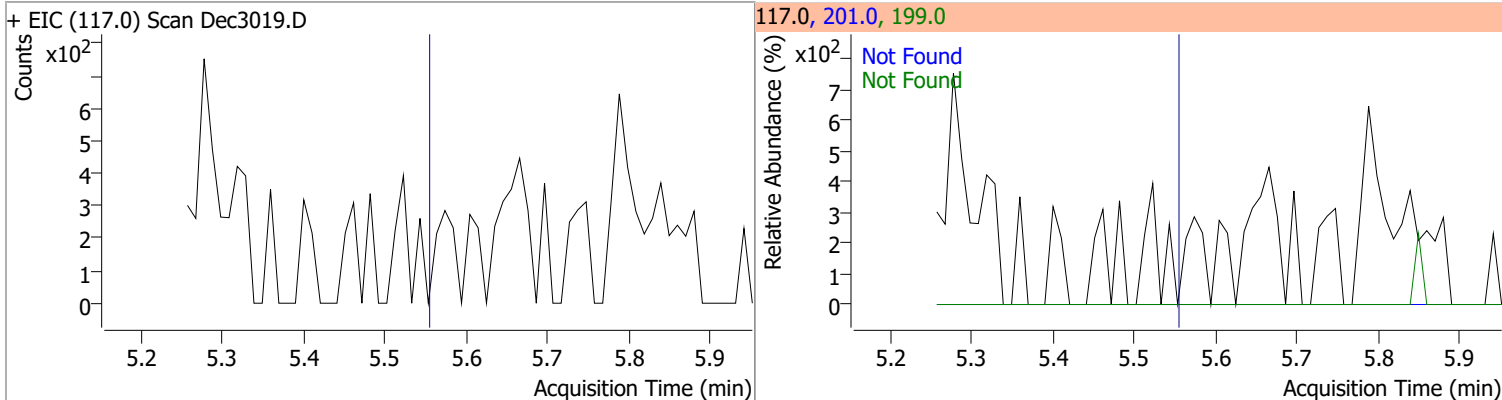


Quantitation Results Report (QT Reviewed)

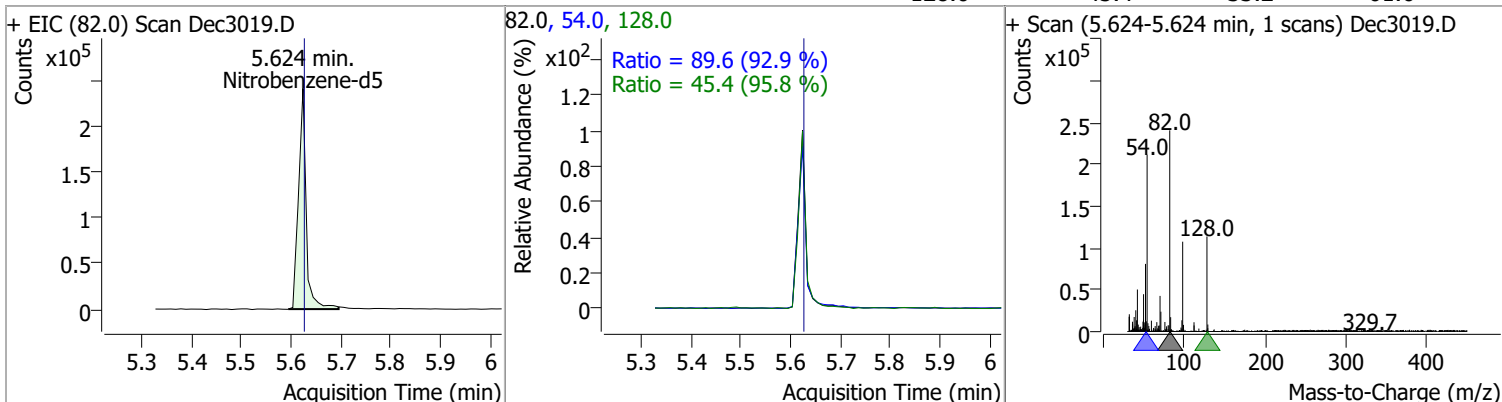


Quantitation Results Report (QT Reviewed)

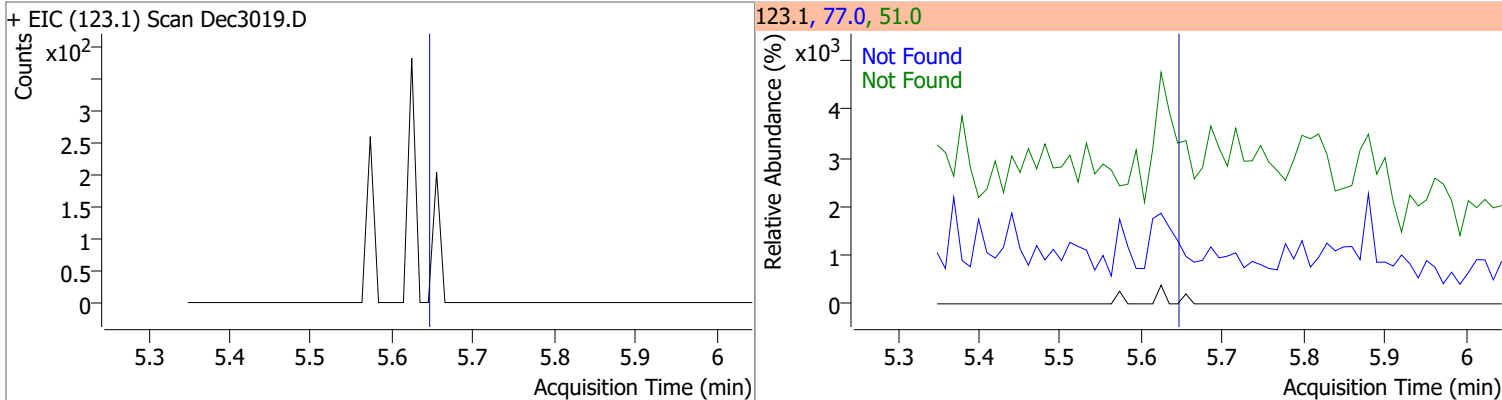
| Compound | Conc. | Exp RT | QIon | Exp Ratio | QIon | Exp Ratio |
|------------------|-------|--------|-------|-----------|-------|-----------|
| Hexachloroethane | N.D. | 5.55 | 201.0 | 77.2 | 199.0 | 50.6 |



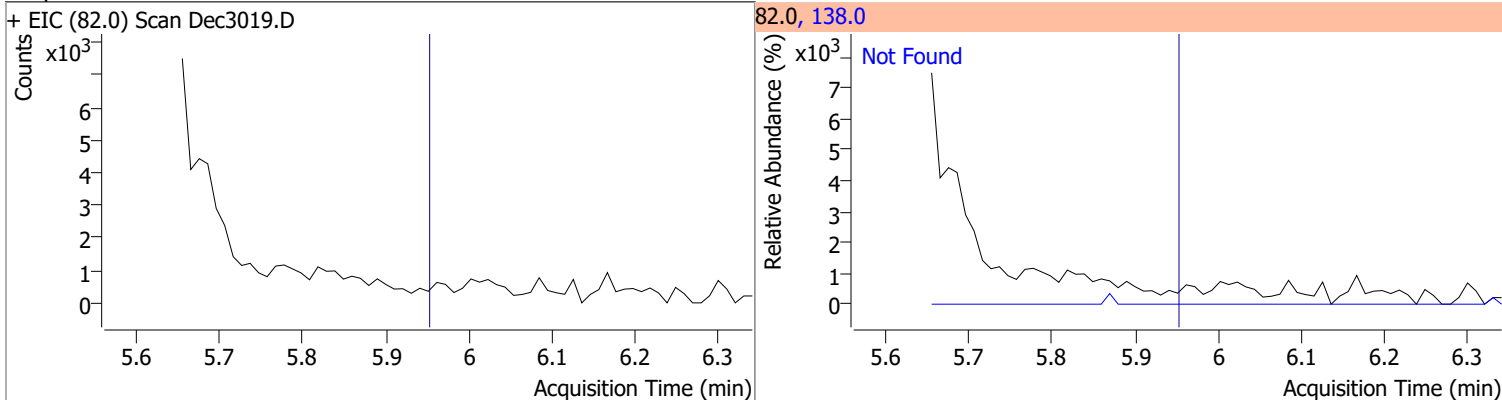
| Compound | Conc. | RT | Dev(Min) | Resp. | QIon | QRatio | Lower | Upper |
|-----------------|---------|------|----------|--------|-------|--------|-------|-------|
| Nitrobenzene-d5 | 43.9748 | 5.62 | 0.00 | 255110 | 54.0 | 89.6 | 67.5 | 125.4 |
| | | | | | 128.0 | 45.4 | 33.2 | 61.6 |



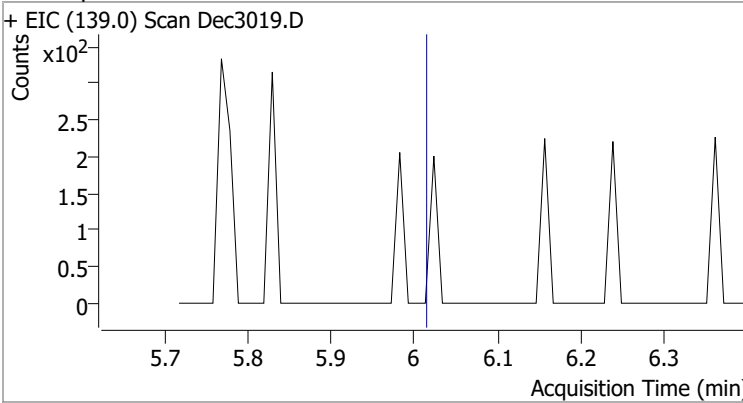
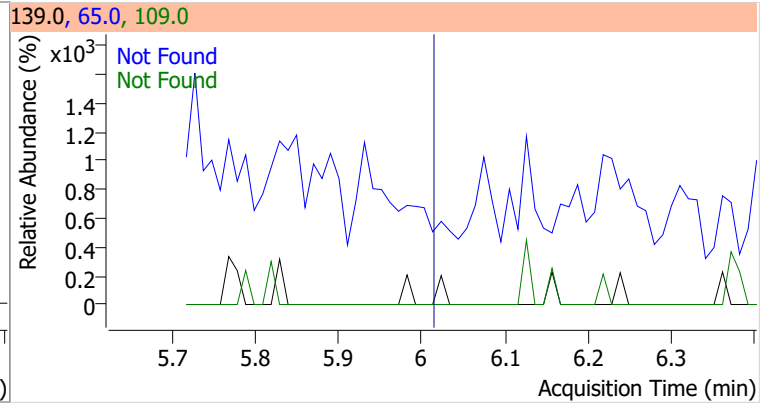
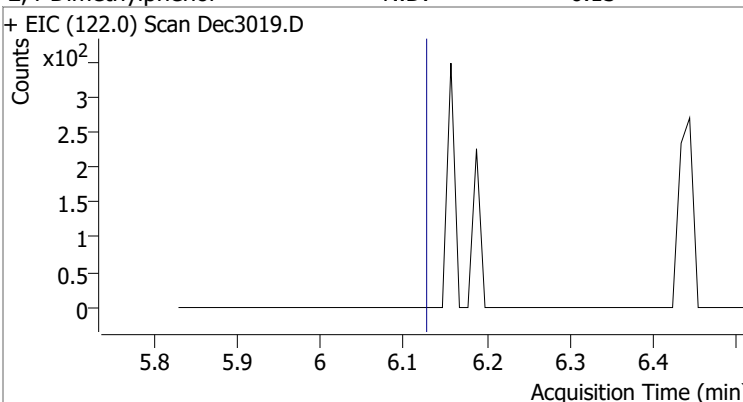
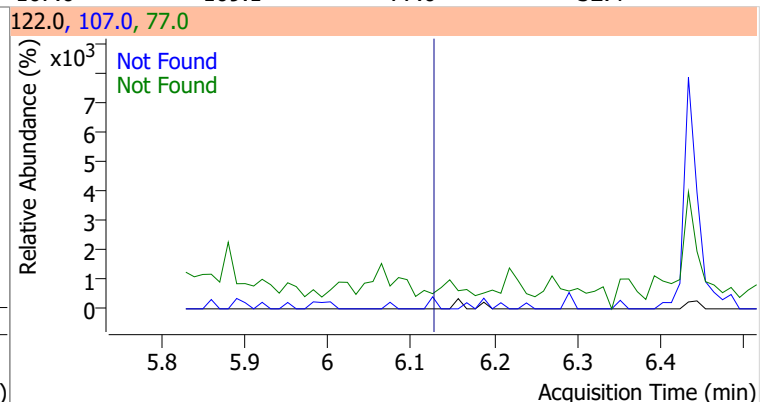
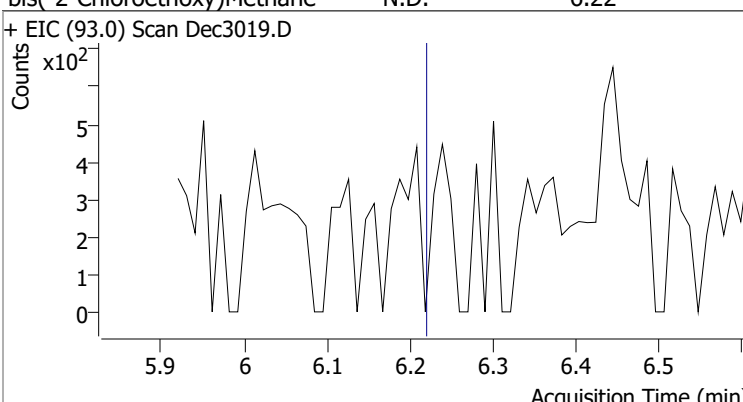
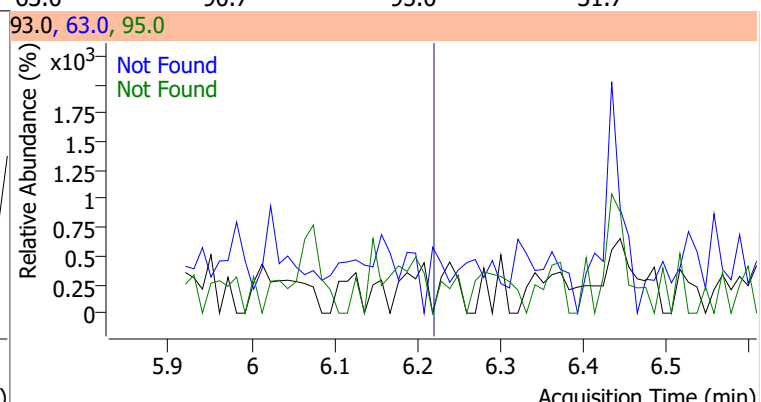
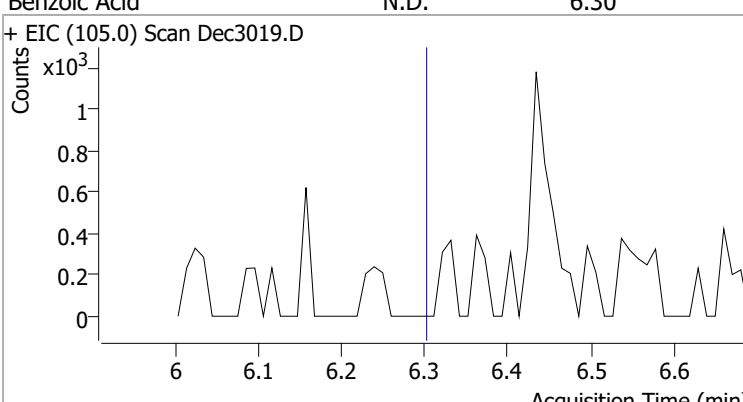
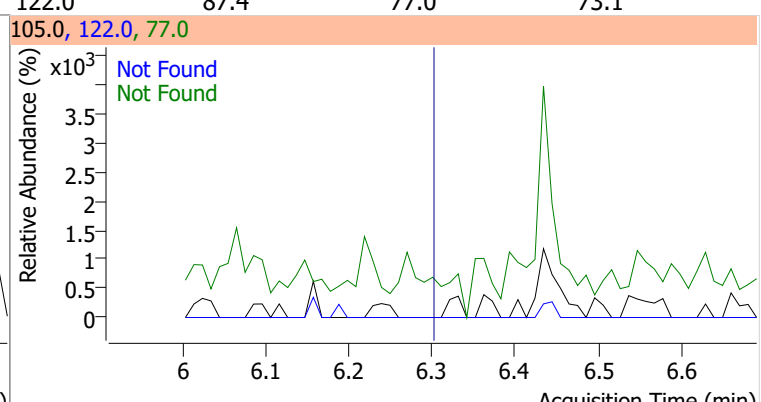
| Compound | Conc. | Exp RT | QIon | Exp Ratio | QIon | Exp Ratio |
|--------------|-------|--------|------|-----------|------|-----------|
| Nitrobenzene | N.D. | 5.64 | 77.0 | 211.4 | 51.0 | 210.3 |



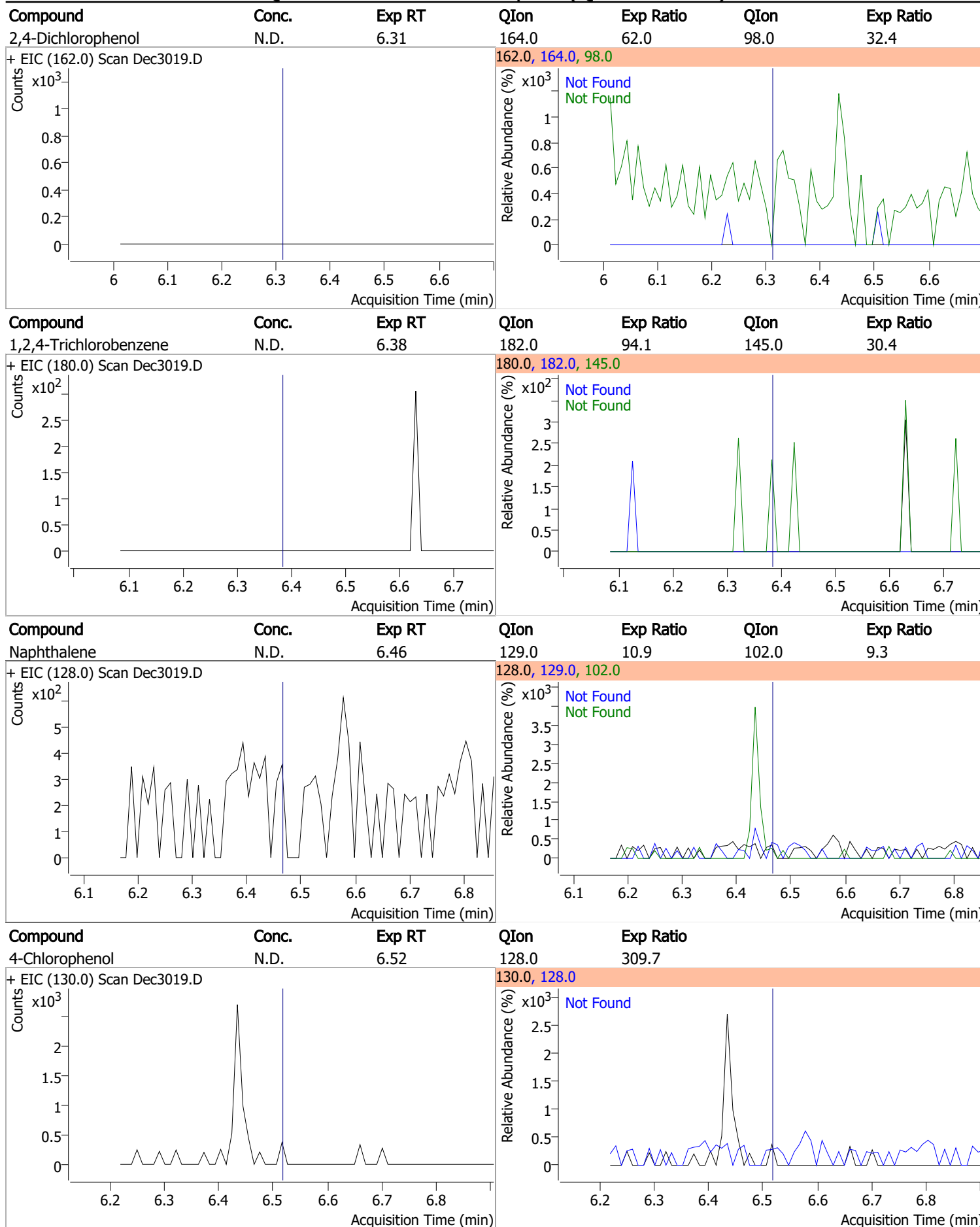
| Compound | Conc. | Exp RT | QIon | Exp Ratio |
|------------|-------|--------|-------|-----------|
| Isophorone | N.D. | 5.95 | 138.0 | 19.1 |



Quantitation Results Report (QT Reviewed)

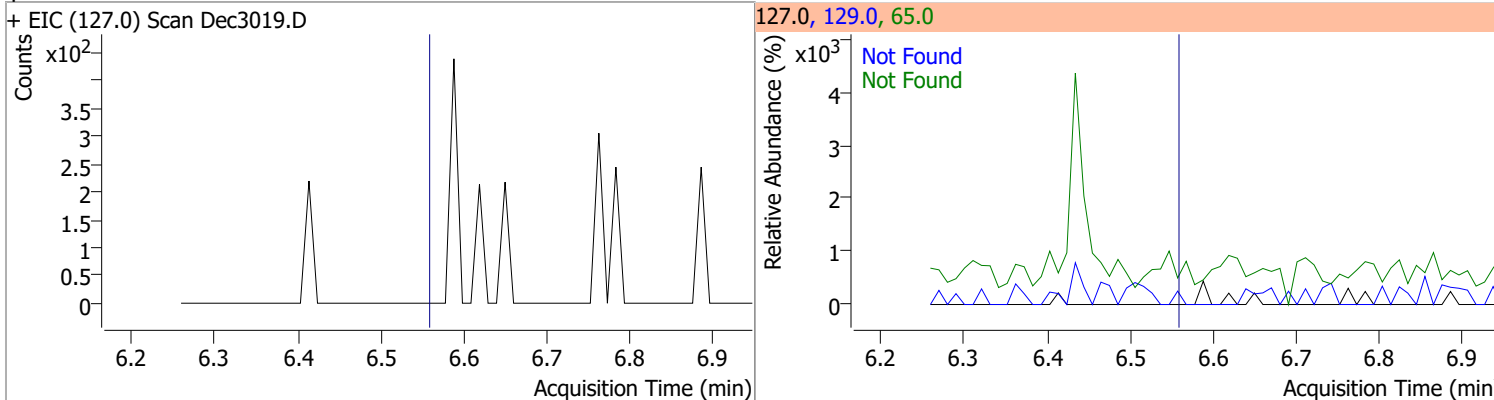
| Compound | Conc. | Exp RT | QIon | Exp Ratio | QIon | Exp Ratio |
|--|-------|--------|--|-----------|-------|-----------|
| 2-Nitrophenol | N.D. | 6.01 | 65.0 | 57.4 | 109.0 | 32.8 |
| + EIC (139.0) Scan Dec3019.D | | | 139.0, 65.0, 109.0 | | | |
|  | | |  | | | |
| 2,4-Dimethylphenol | N.D. | 6.13 | 107.0 | 109.1 | 77.0 | 32.4 |
| + EIC (122.0) Scan Dec3019.D | | | 122.0, 107.0, 77.0 | | | |
|  | | |  | | | |
| bis(-2-Chloroethoxy)Methane | N.D. | 6.22 | 63.0 | 90.7 | 95.0 | 31.7 |
| + EIC (93.0) Scan Dec3019.D | | | 93.0, 63.0, 95.0 | | | |
|  | | |  | | | |
| Benzoic Acid | N.D. | 6.30 | 122.0 | 87.4 | 77.0 | 73.1 |
| + EIC (105.0) Scan Dec3019.D | | | 105.0, 122.0, 77.0 | | | |
|  | | |  | | | |

Quantitation Results Report (QT Reviewed)

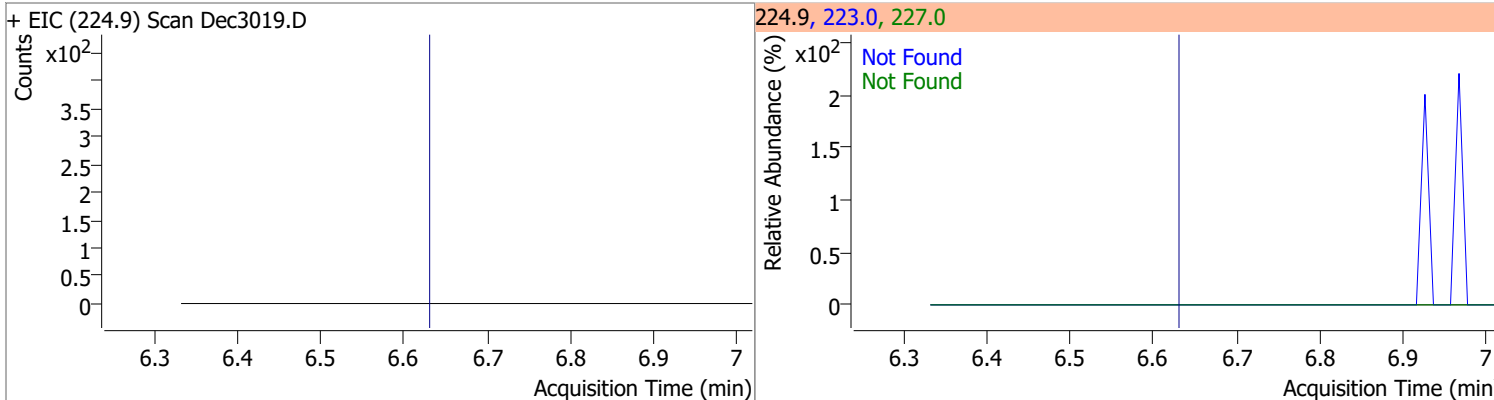


Quantitation Results Report (QT Reviewed)

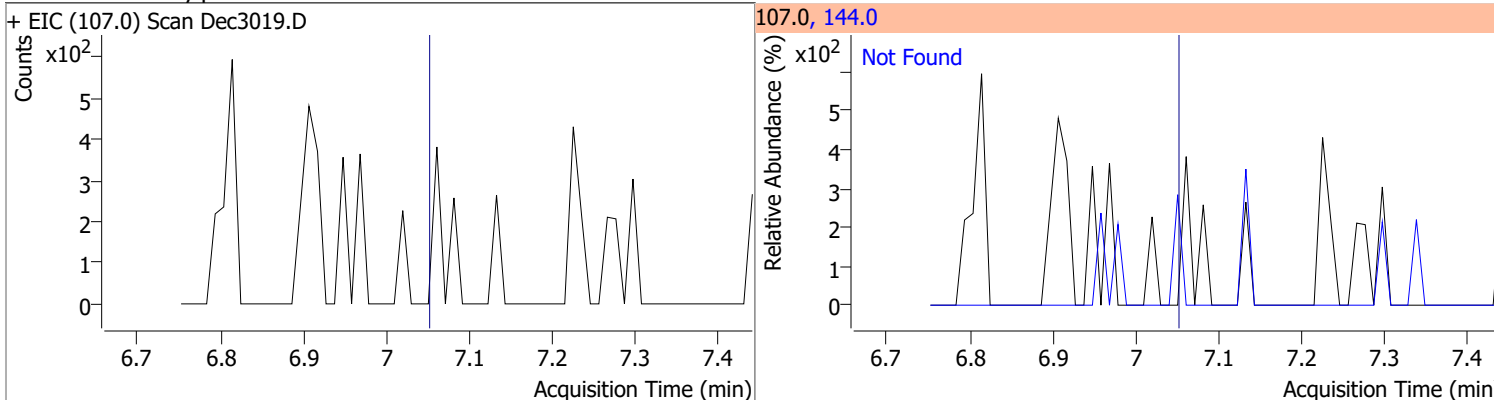
| Compound | Conc. | Exp RT | QIon | Exp Ratio | QIon | Exp Ratio |
|-----------------|-------|--------|------|-----------|-------|-----------|
| p-Chloroaniline | N.D. | 6.56 | 65.0 | 37.5 | 129.0 | 29.2 |



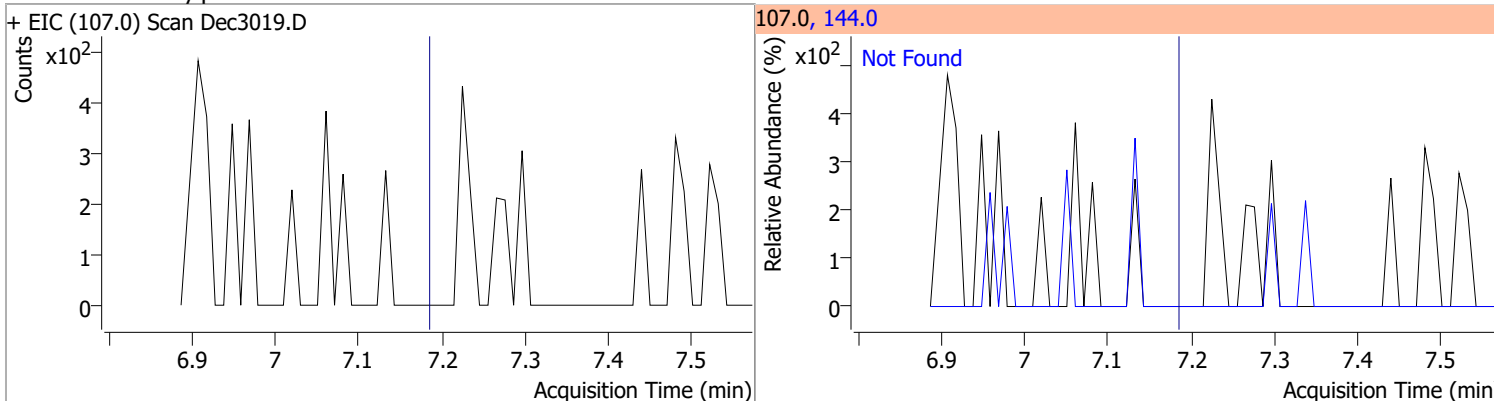
| Compound | Conc. | Exp RT | QIon | Exp Ratio | QIon | Exp Ratio |
|---------------------|-------|--------|-------|-----------|-------|-----------|
| Hexachlorobutadiene | N.D. | 6.63 | 227.0 | 66.6 | 223.0 | 60.8 |



| Compound | Conc. | Exp RT | QIon | Exp Ratio |
|-------------------------|-------|--------|-------|-----------|
| 4-Chloro-2-Methylphenol | N.D. | 7.05 | 144.0 | 26.6 |



| Compound | Conc. | Exp RT | QIon | Exp Ratio |
|-------------------------|-------|--------|-------|-----------|
| 4-Chloro-3-Methylphenol | N.D. | 7.18 | 144.0 | 27.6 |

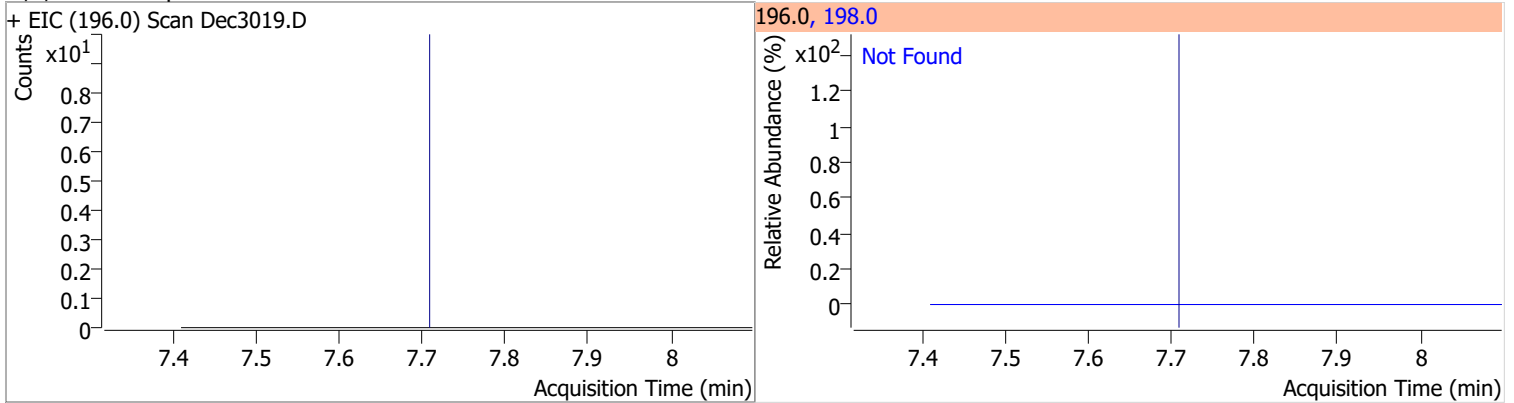


Quantitation Results Report (QT Reviewed)

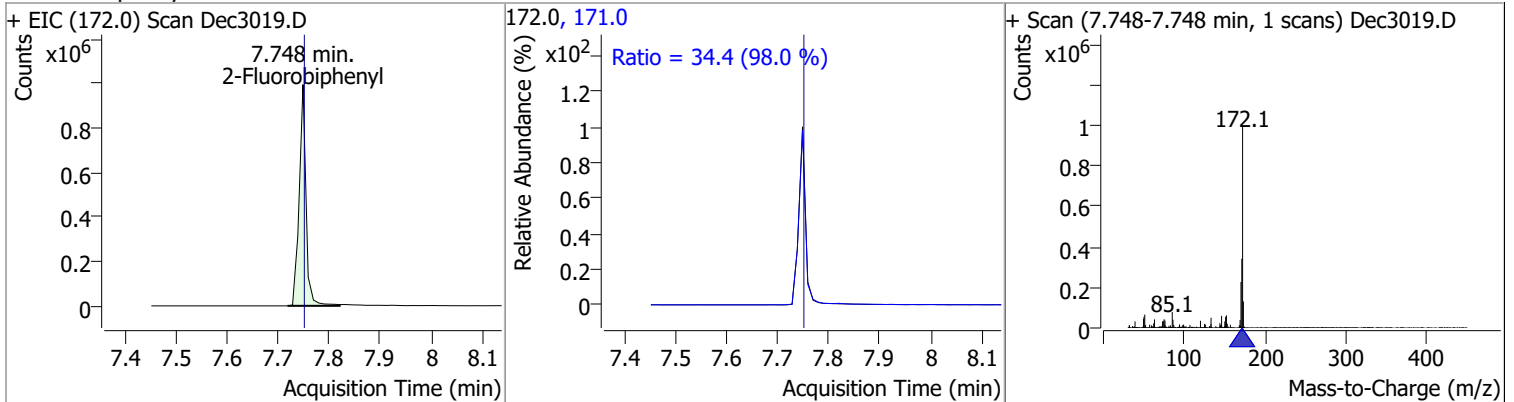
| Compound | Conc. | Exp RT | QIon | Exp Ratio | QIon | Exp Ratio |
|------------------------------|-------|--------|---------------------|-----------|-------|-----------|
| 2-Methylnaphthalene | N.D. | 7.29 | 142.0 | 114.8 | 115.0 | 42.0 |
| + EIC (141.0) Scan Dec3019.D | | | 141.0, 142.0, 115.0 | | | |
| | | | | | | |
| 1-Methylnaphthalene | N.D. | 7.40 | 142.0 | 111.0 | 115.0 | 42.5 |
| + EIC (141.0) Scan Dec3019.D | | | 141.0, 142.0, 115.0 | | | |
| | | | | | | |
| Hexachlorocyclopentadiene | N.D. | 7.48 | 234.9 | 64.7 | 238.9 | 64.1 |
| + EIC (236.9) Scan Dec3019.D | | | 236.9, 238.9, 234.9 | | | |
| | | | | | | |
| 2,4,6-Trichlorophenol | N.D. | 7.65 | 198.0 | 94.4 | | |
| + EIC (196.0) Scan Dec3019.D | | | 196.0, 198.0 | | | |
| | | | | | | |

Quantitation Results Report (QT Reviewed)

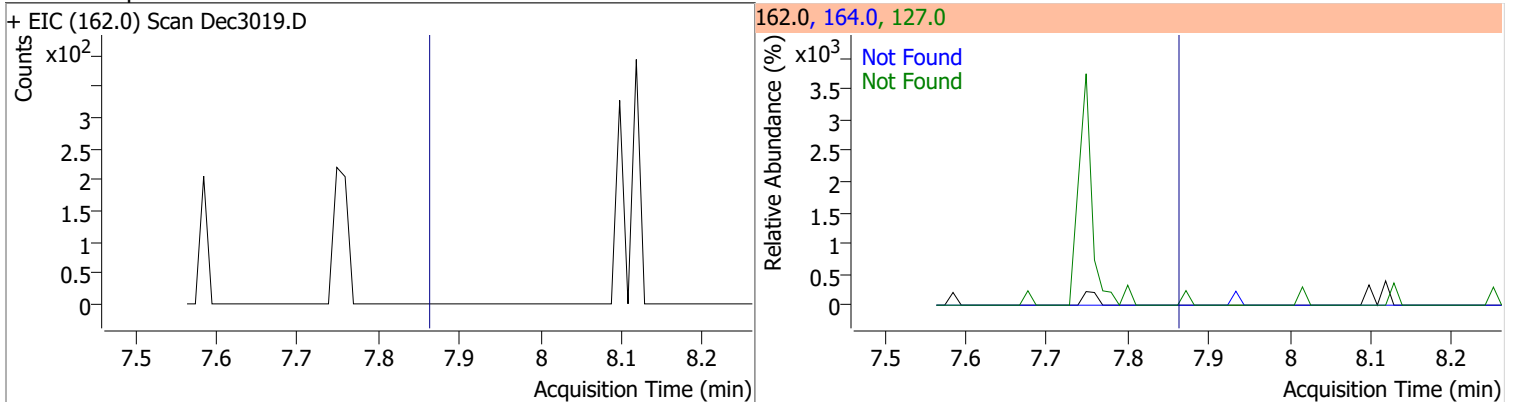
| Compound | Conc. | Exp RT | QIon | Exp Ratio |
|-----------------------|-------|--------|-------|-----------|
| 2,4,5-Trichlorophenol | N.D. | 7.71 | 198.0 | 94.9 |



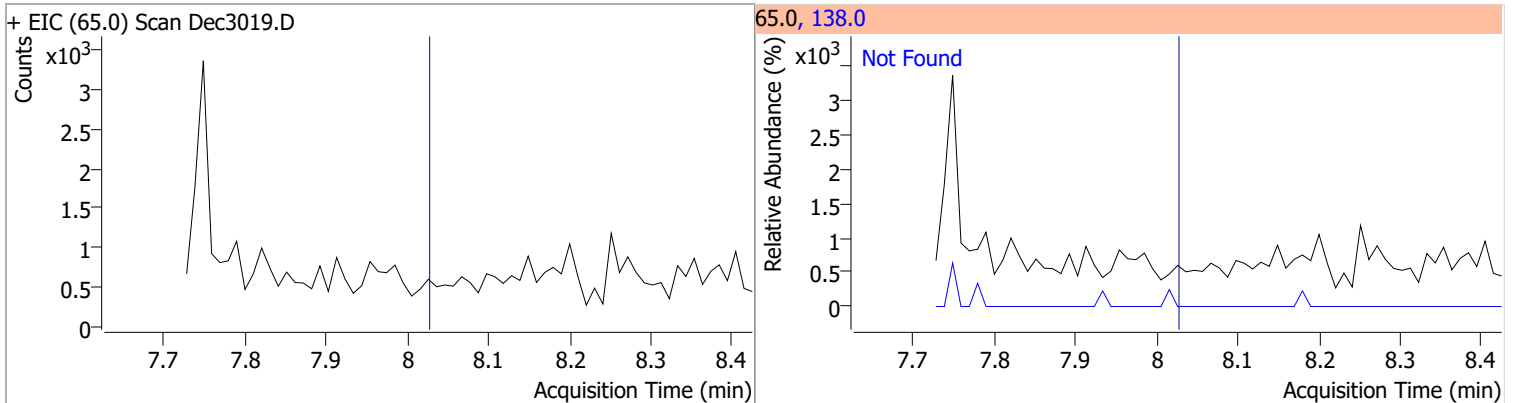
| Compound | Conc. | RT | Dev(Min) | Resp. | QIon | QRatio | Lower | Upper |
|------------------|---------|------|----------|--------|-------|--------|-------|-------|
| 2-Fluorobiphenyl | 50.4934 | 7.75 | 0.00 | 924362 | 171.0 | 34.4 | 24.5 | 45.6 |



| Compound | Conc. | Exp RT | QIon | Exp Ratio | QIon | Exp Ratio |
|---------------------|-------|--------|-------|-----------|-------|-----------|
| 2-Chloronaphthalene | N.D. | 7.86 | 127.0 | 39.2 | 164.0 | 32.2 |

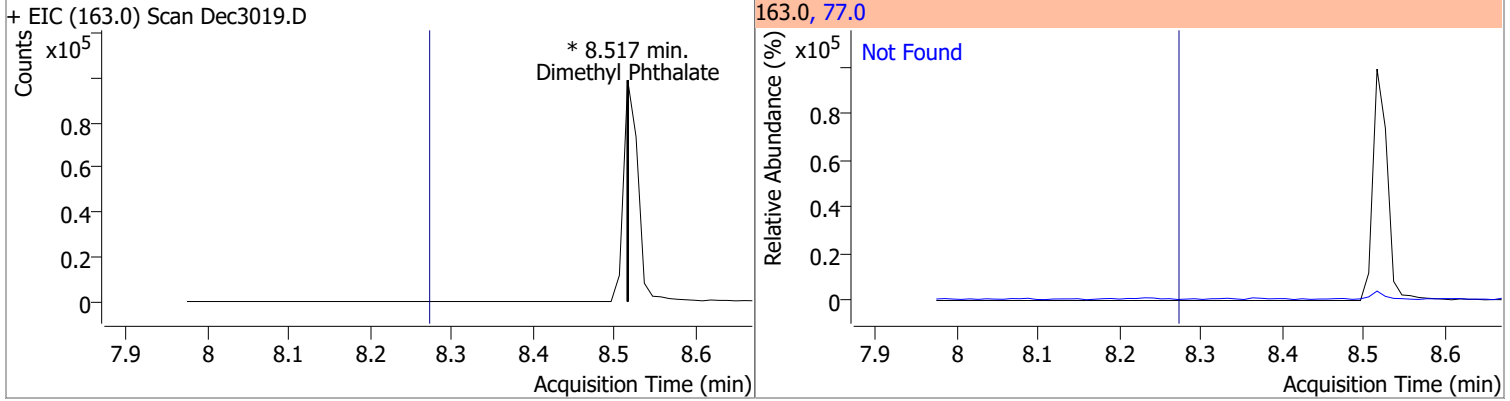


| Compound | Conc. | Exp RT | QIon | Exp Ratio |
|----------------|-------|--------|-------|-----------|
| 2-Nitroaniline | N.D. | 8.03 | 138.0 | 99.6 |

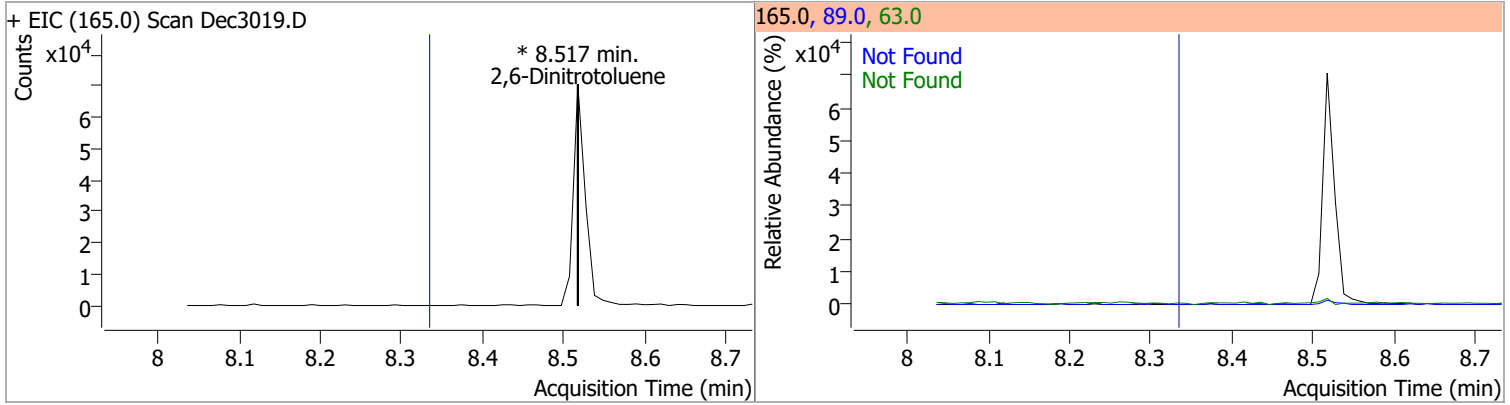


Quantitation Results Report (QT Reviewed)

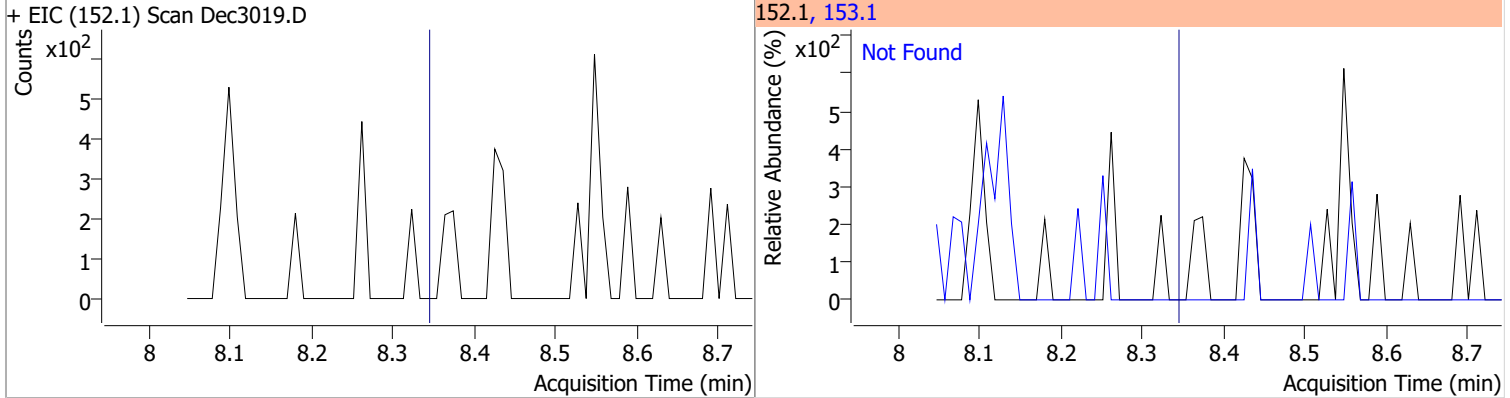
| Compound | Conc. | RT | Dev(Min) | Resp. | QIon | QRatio | Lower | Upper |
|--------------------|-------|----|----------|-------|------|--------|-------|-------|
| Dimethyl Phthalate | 0 | 0 | | 0 | 77.0 | | 15.1 | 28.0 |



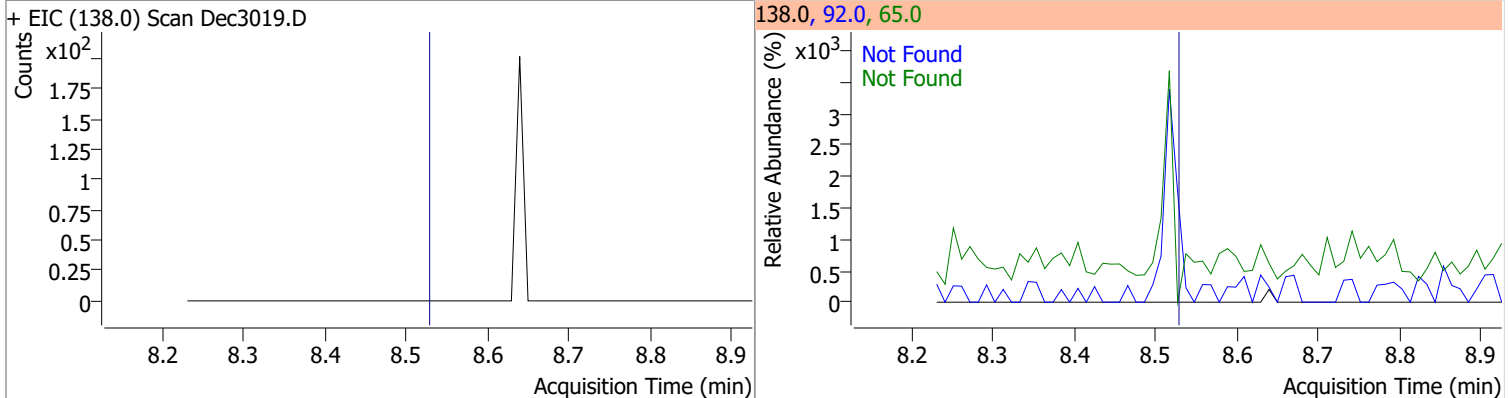
| Compound | Conc. | RT | Dev(Min) | Resp. | QIon | QRatio | Lower | Upper |
|--------------------|-------|----|----------|-------|------|--------|-------|-------|
| 2,6-Dinitrotoluene | 0 | 0 | | 0 | 63.0 | | 135.1 | 250.9 |
| | | | | | 89.0 | | 47.4 | 88.1 |



| Compound | Conc. | Exp RT | QIon | Exp Ratio |
|----------------|-------|--------|-------|-----------|
| Acenaphthylene | N.D. | 8.34 | 153.1 | 13.9 |

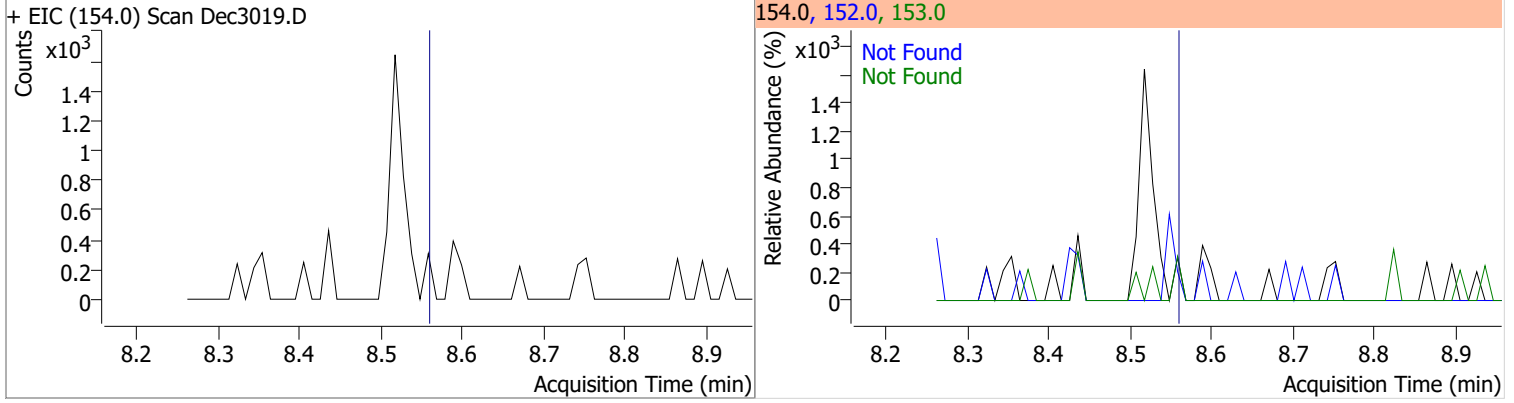


| Compound | Conc. | Exp RT | QIon | Exp Ratio | QIon | Exp Ratio |
|----------------|-------|--------|------|-----------|------|-----------|
| 3-Nitroaniline | N.D. | 8.53 | 65.0 | 157.8 | 92.0 | 118.6 |

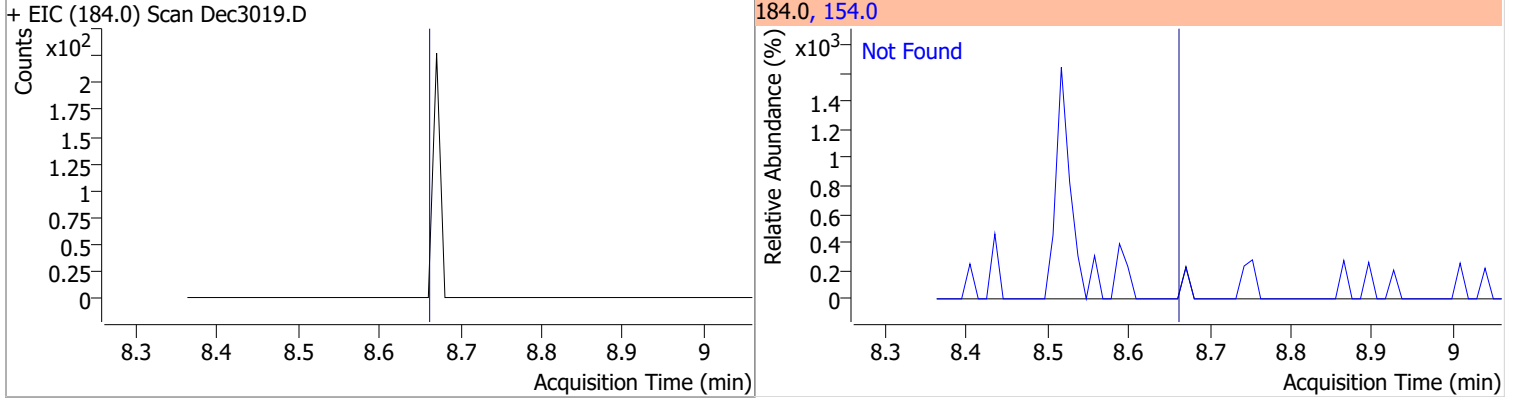


Quantitation Results Report (QT Reviewed)

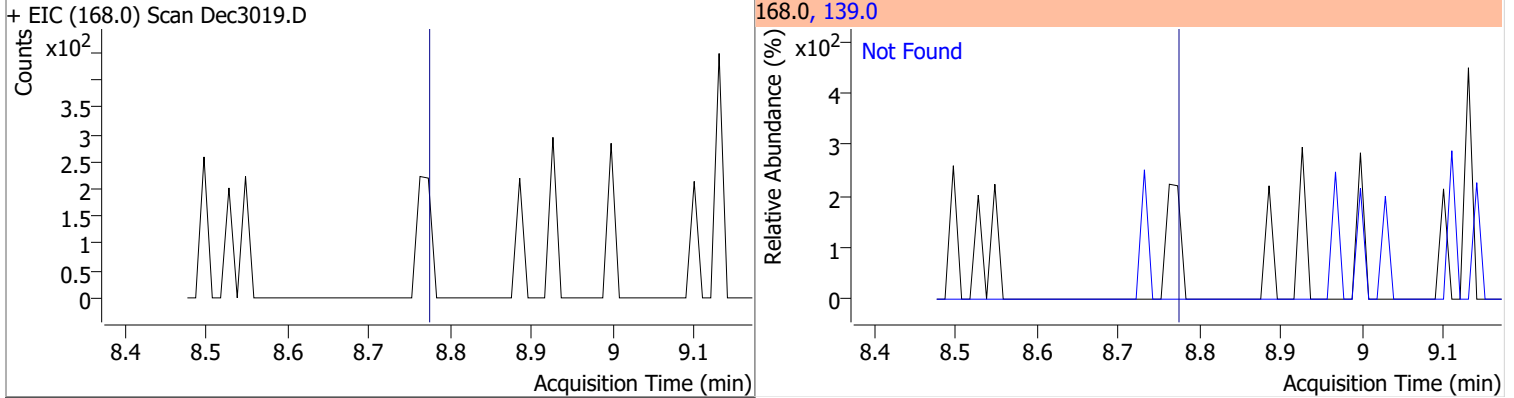
| Compound | Conc. | Exp RT | QIon | Exp Ratio | QIon | Exp Ratio |
|--------------|-------|--------|-------|-----------|-------|-----------|
| Acenaphthene | N.D. | 8.56 | 153.0 | 109.6 | 152.0 | 52.7 |



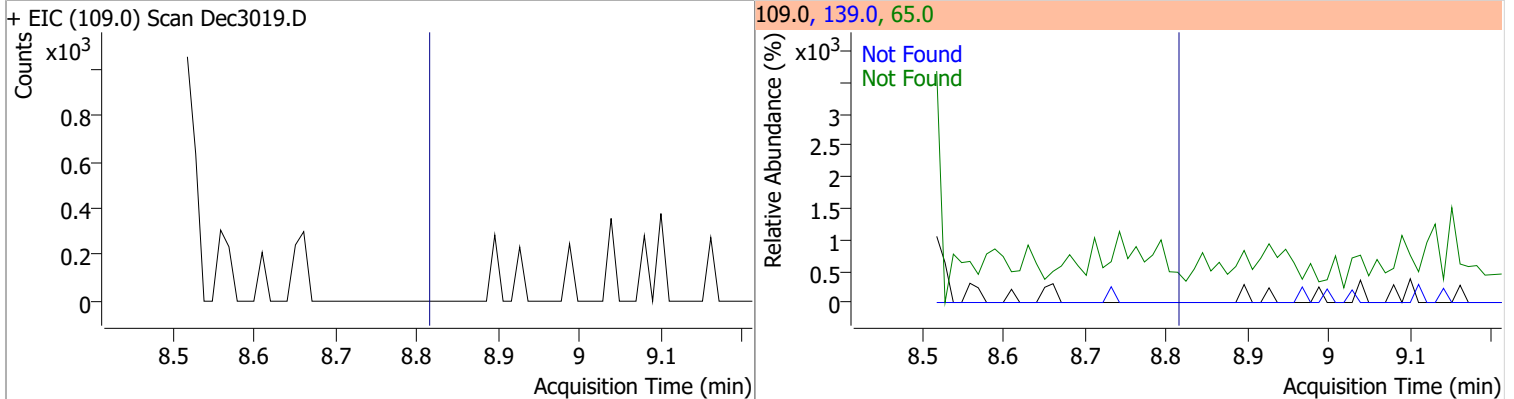
| Compound | Conc. | Exp RT | QIon | Exp Ratio |
|-------------------|-------|--------|-------|-----------|
| 2,4-Dinitrophenol | N.D. | 8.66 | 154.0 | 55.5 |



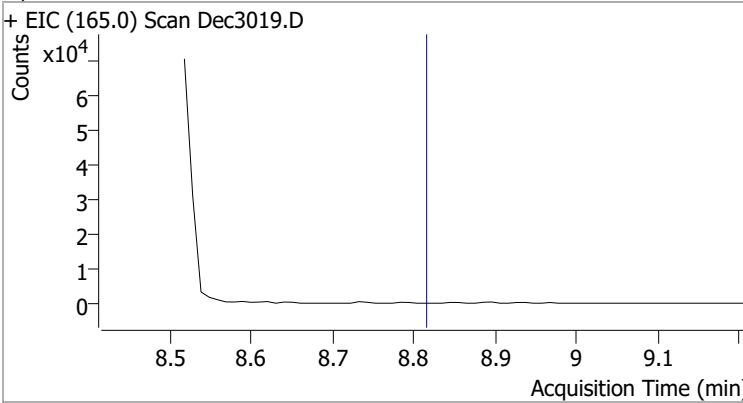
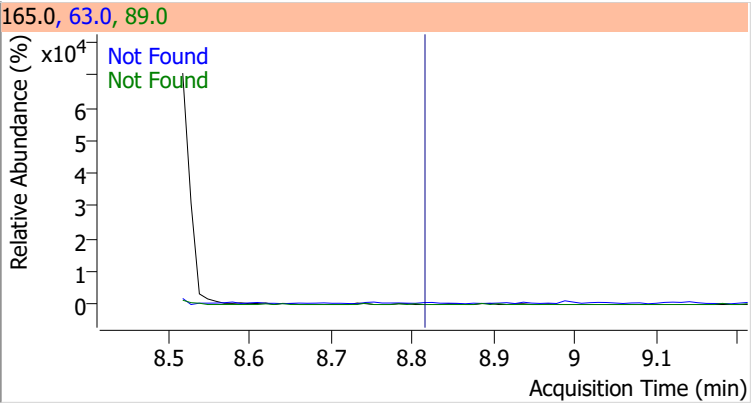
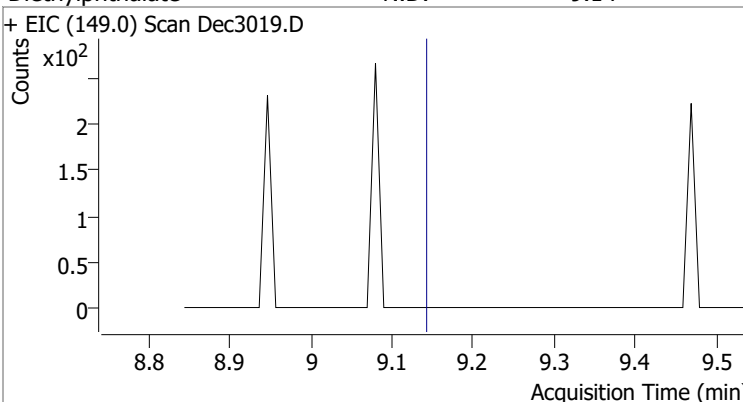
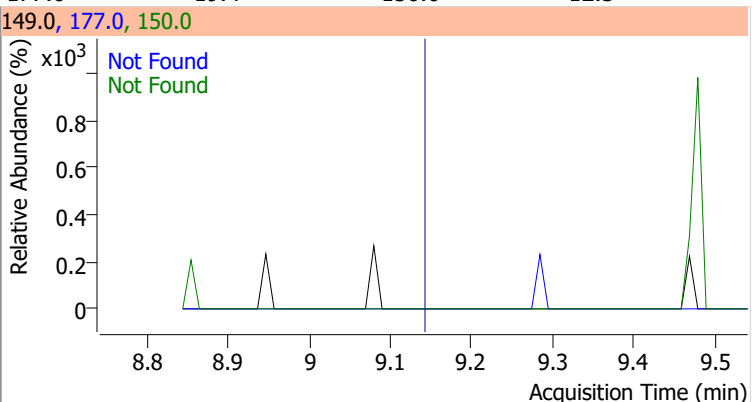
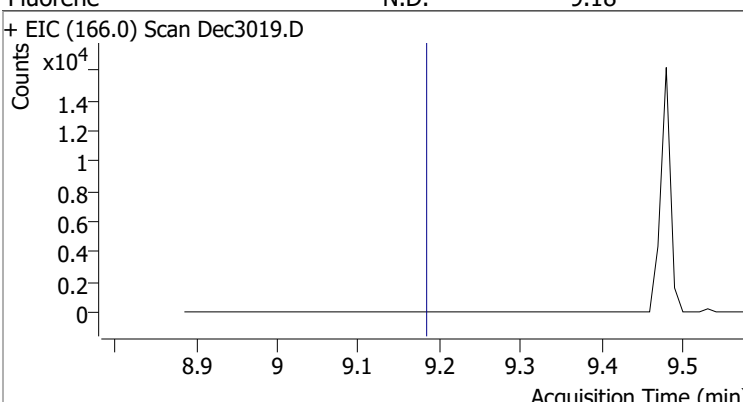
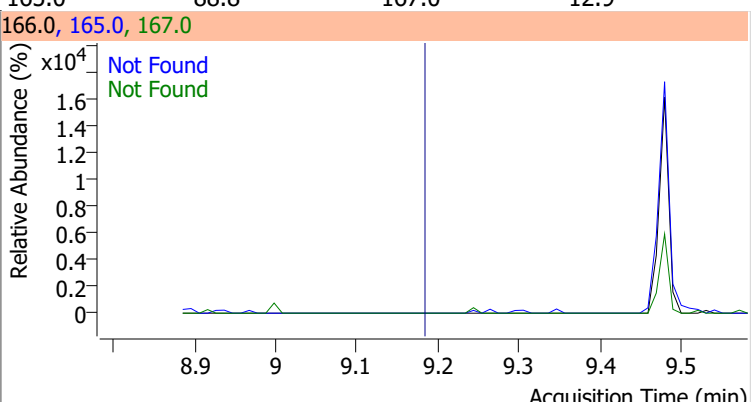
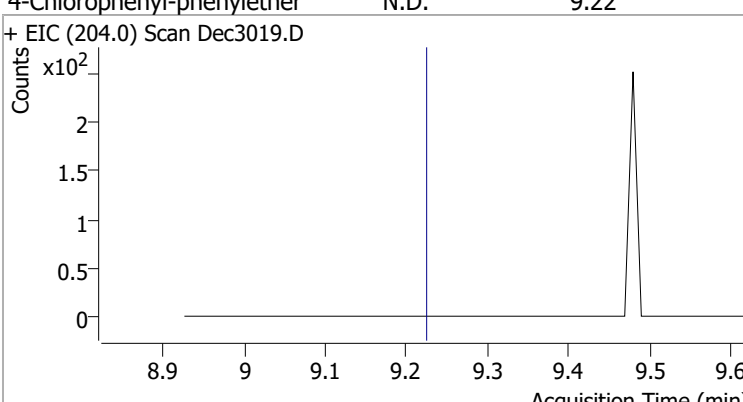
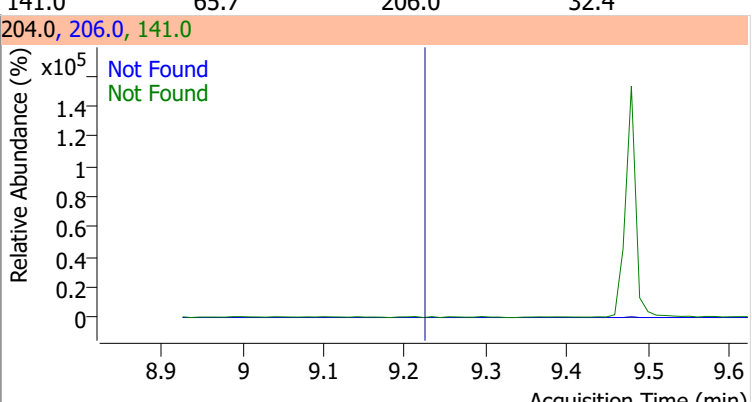
| Compound | Conc. | Exp RT | QIon | Exp Ratio |
|--------------|-------|--------|-------|-----------|
| Dibenzofuran | N.D. | 8.77 | 139.0 | 38.2 |



| Compound | Conc. | Exp RT | QIon | Exp Ratio | QIon | Exp Ratio |
|---------------|-------|--------|------|-----------|-------|-----------|
| 4-Nitrophenol | N.D. | 8.81 | 65.0 | 85.8 | 139.0 | 70.9 |

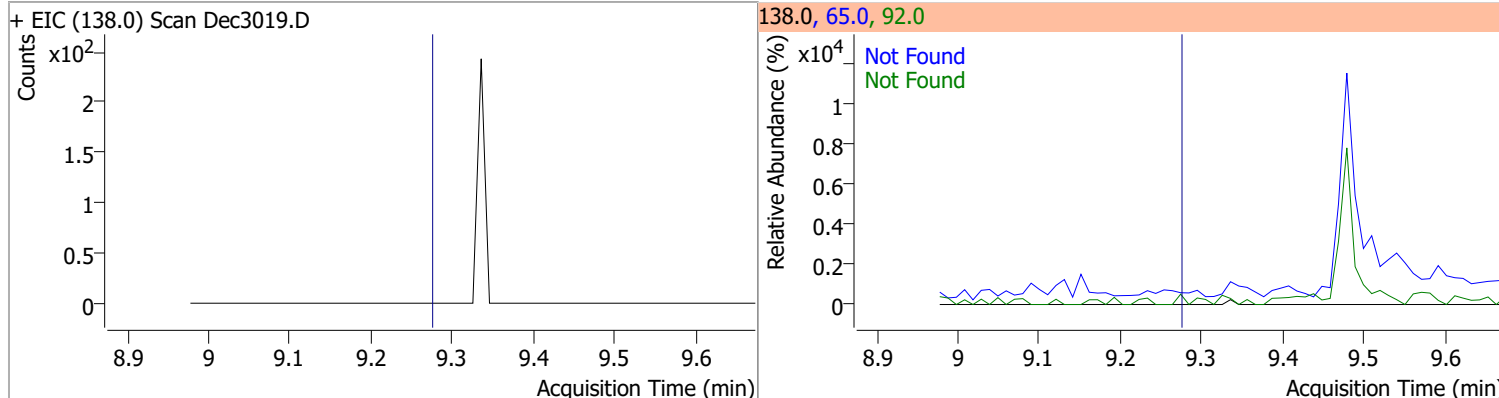


Quantitation Results Report (QT Reviewed)

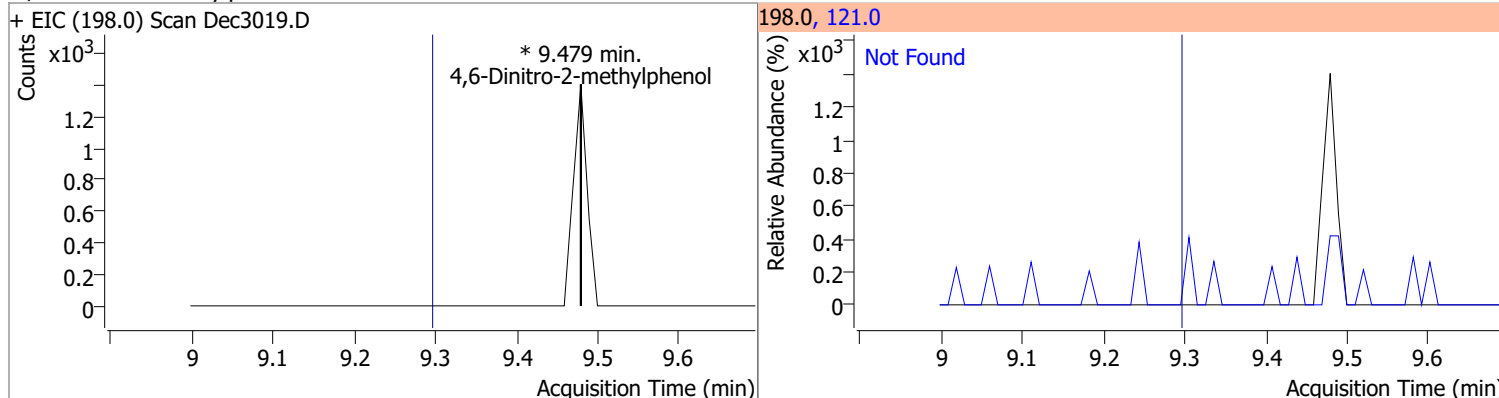
| Compound | Conc. | Exp RT | QIon | Exp Ratio | QIon | Exp Ratio |
|--|-------|--------|--|-----------|-------|-----------|
| 2,4-Dinitrotoluene | N.D. | 8.81 | 63.0 | 89.4 | 89.0 | 79.1 |
| + EIC (165.0) Scan Dec3019.D | | | 165.0, 63.0, 89.0 | | | |
|  | | |  | | | |
| Diethylphthalate | N.D. | 9.14 | 177.0 | 19.4 | 150.0 | 12.3 |
| + EIC (149.0) Scan Dec3019.D | | | 149.0, 177.0, 150.0 | | | |
|  | | |  | | | |
| Fluorene | N.D. | 9.18 | 165.0 | 88.8 | 167.0 | 12.9 |
| + EIC (166.0) Scan Dec3019.D | | | 166.0, 165.0, 167.0 | | | |
|  | | |  | | | |
| 4-Chlorophenyl-phenylether | N.D. | 9.22 | 141.0 | 65.7 | 206.0 | 32.4 |
| + EIC (204.0) Scan Dec3019.D | | | 204.0, 206.0, 141.0 | | | |
|  | | |  | | | |

Quantitation Results Report (QT Reviewed)

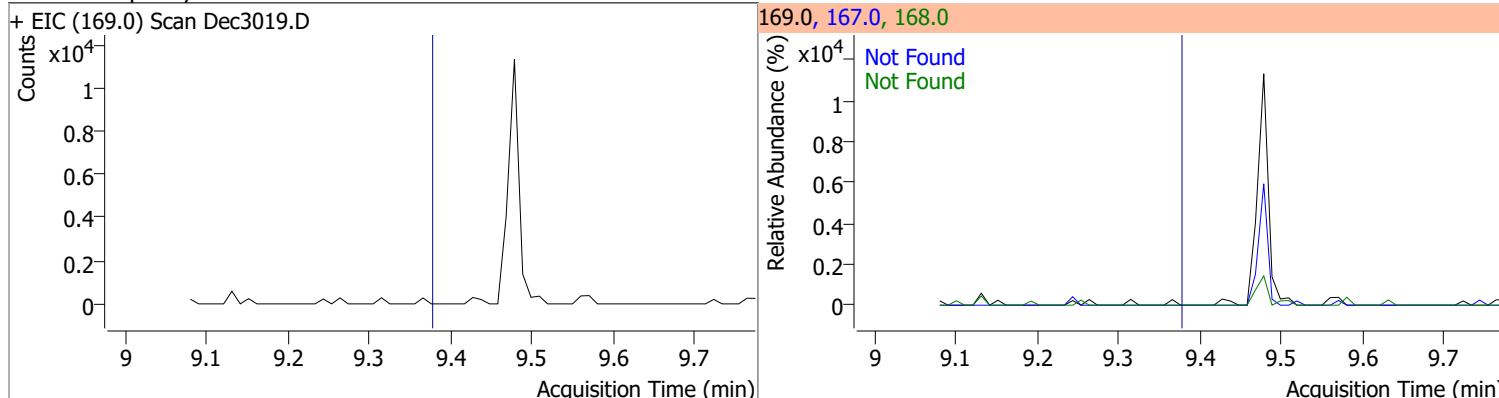
| Compound | Conc. | Exp RT | QIon | Exp Ratio | QIon | Exp Ratio |
|----------------|-------|--------|------|-----------|------|-----------|
| 4-Nitroaniline | N.D. | 9.27 | 65.0 | 131.3 | 92.0 | 49.5 |



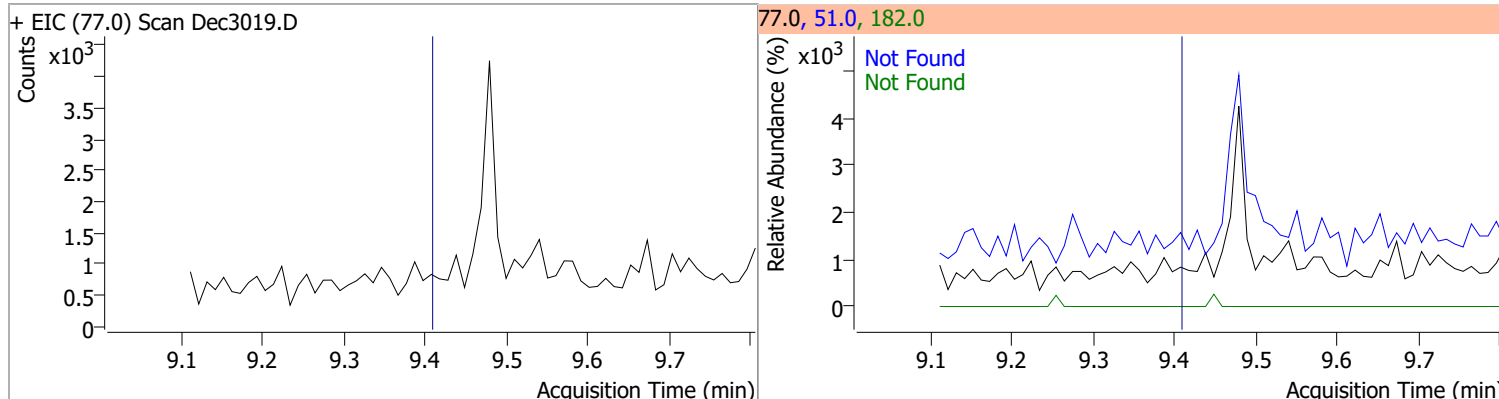
| Compound | Conc. | RT | Dev(Min) | Resp. | QIon | QRatio | Lower | Upper |
|----------------------------|-------|----|----------|-------|-------|--------|-------|-------|
| 4,6-Dinitro-2-methylphenol | 0 | 0 | 0 | 0 | 121.0 | | 37.1 | 68.8 |



| Compound | Conc. | Exp RT | QIon | Exp Ratio | QIon | Exp Ratio |
|------------------------|-------|--------|-------|-----------|-------|-----------|
| N-nitrosodiphenylamine | N.D. | 9.38 | 168.0 | 66.6 | 167.0 | 35.0 |

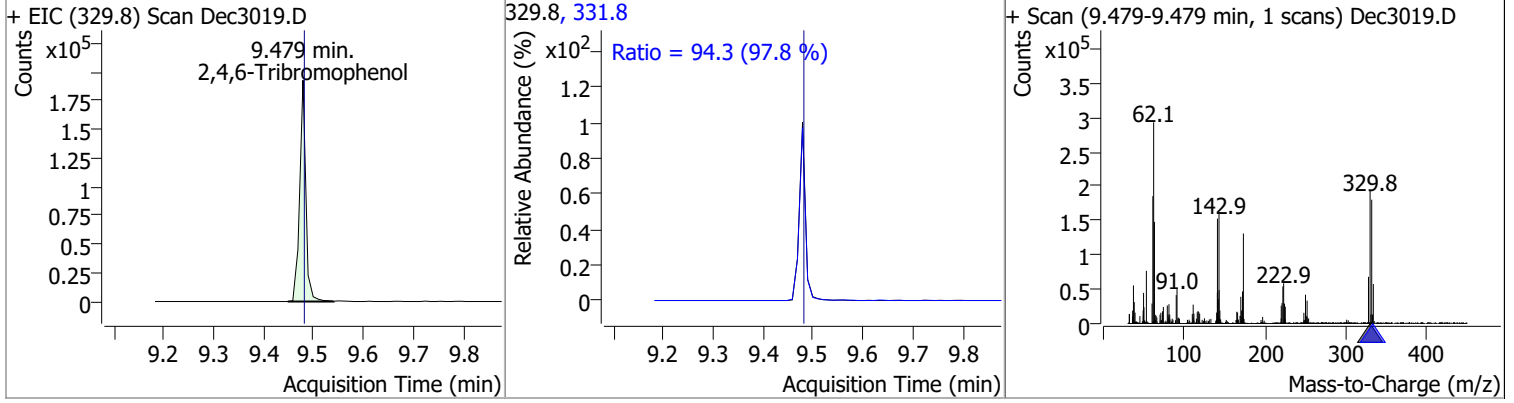


| Compound | Conc. | Exp RT | QIon | Exp Ratio | QIon | Exp Ratio |
|------------|-------|--------|------|-----------|-------|-----------|
| Azobenzene | N.D. | 9.41 | 51.0 | 49.7 | 182.0 | 23.1 |

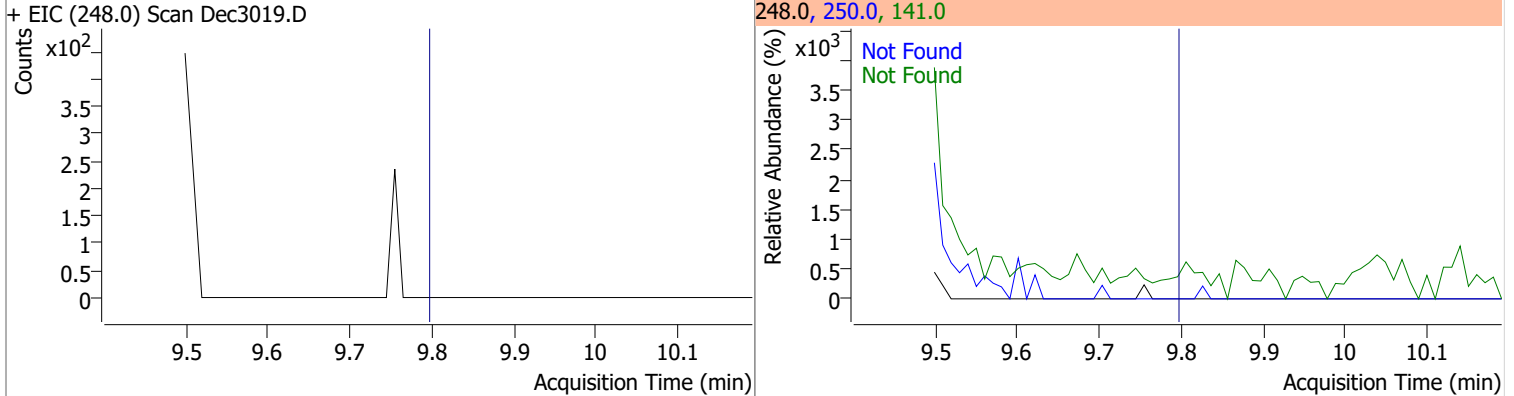


Quantitation Results Report (QT Reviewed)

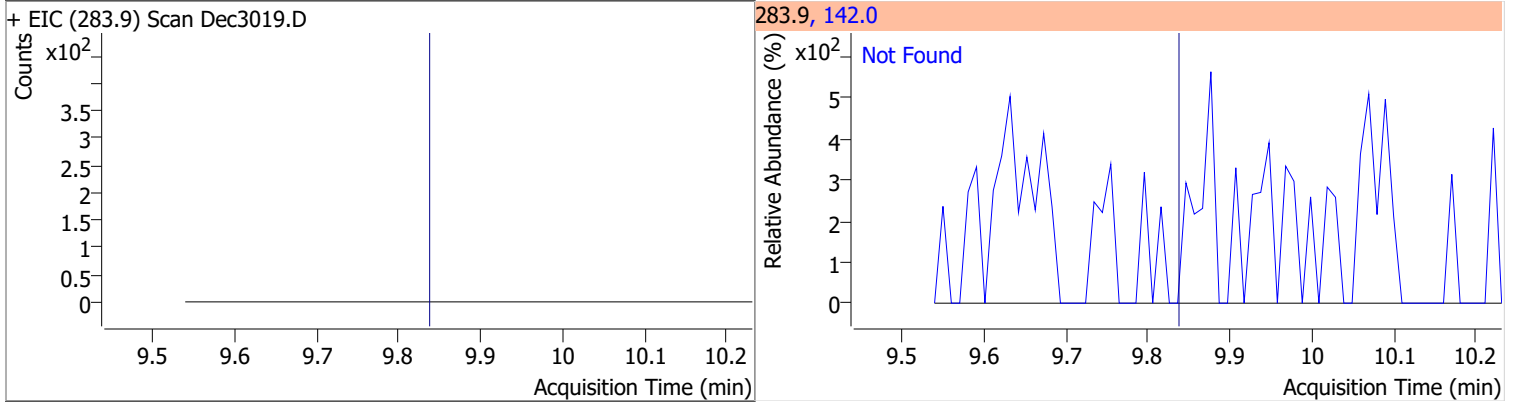
| Compound | Conc. | RT | Dev(Min) | Resp. | QIon | QRatio | Lower | Upper |
|----------------------|----------|------|----------|--------|-------|--------|-------|-------|
| 2,4,6-Tribromophenol | 180.8658 | 9.48 | 0.00 | 165517 | 331.8 | 94.3 | 67.5 | 125.3 |



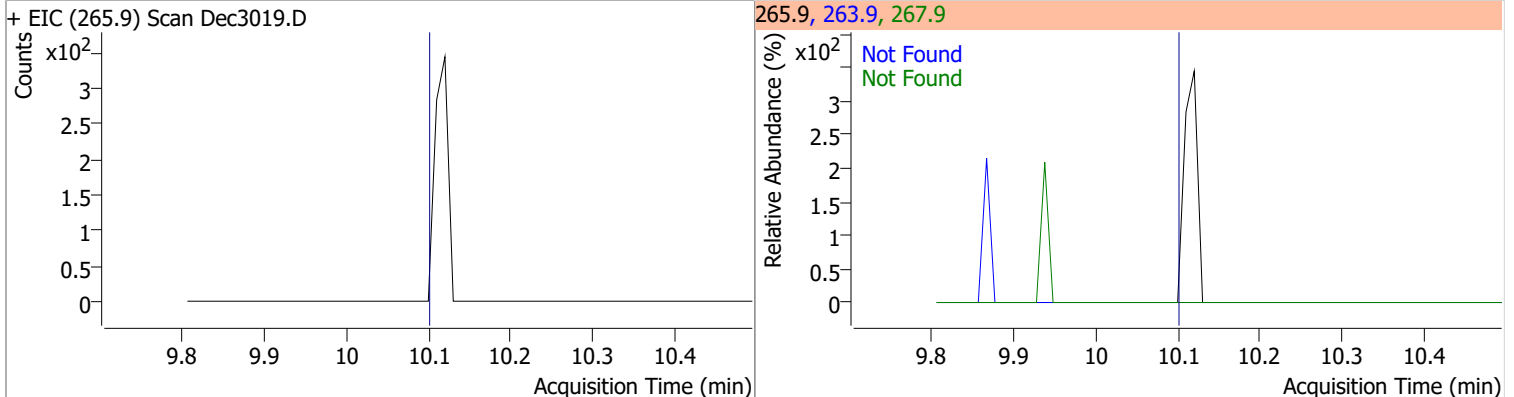
| Compound | Conc. | Exp RT | QIon | Exp Ratio | QIon | Exp Ratio |
|---------------------------|-------|--------|-------|-----------|-------|-----------|
| 4-Bromophenyl-phenylether | N.D. | 9.80 | 141.0 | 109.8 | 250.0 | 97.9 |



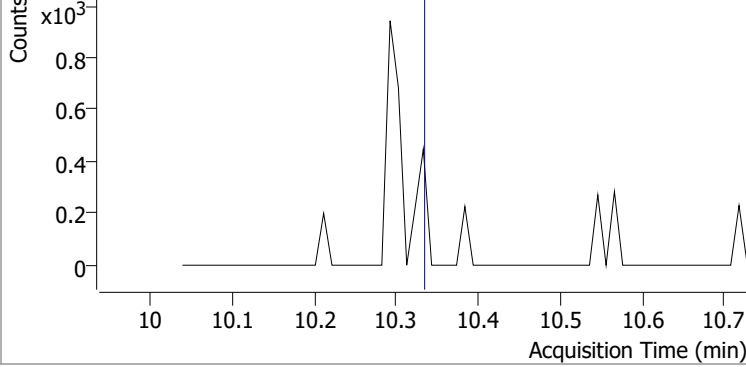
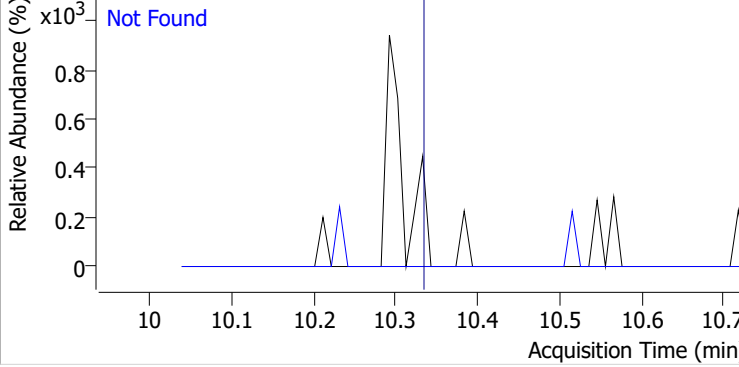
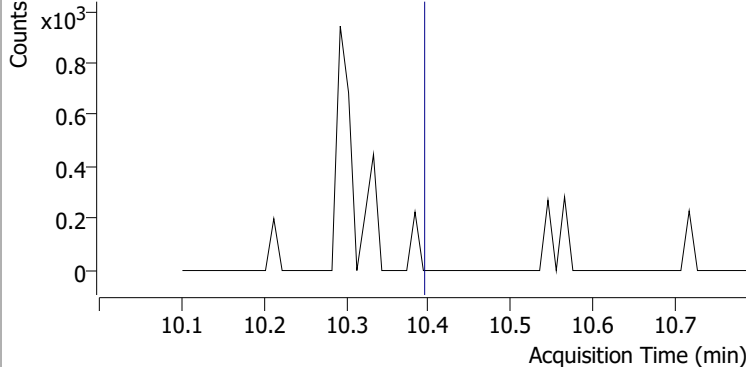
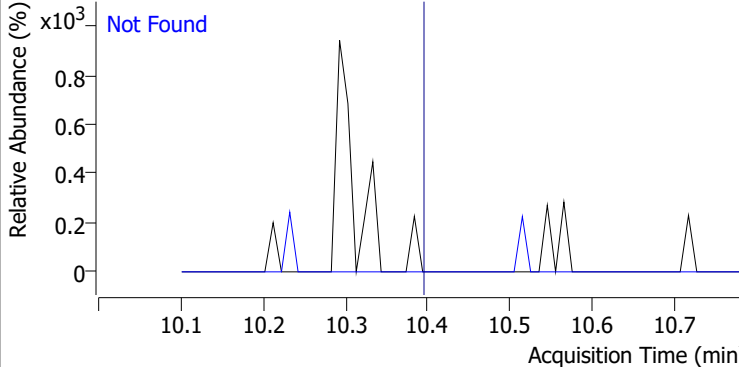
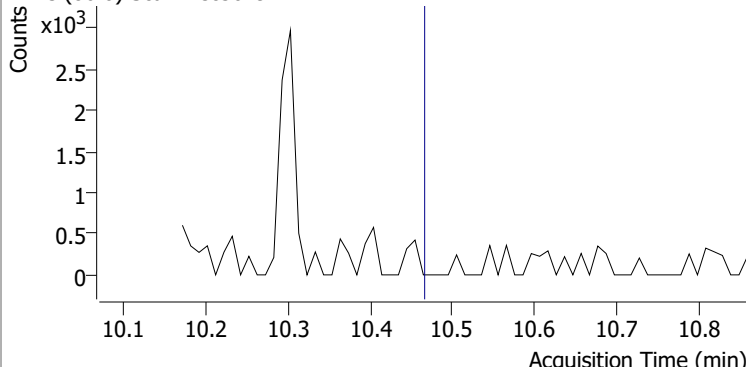
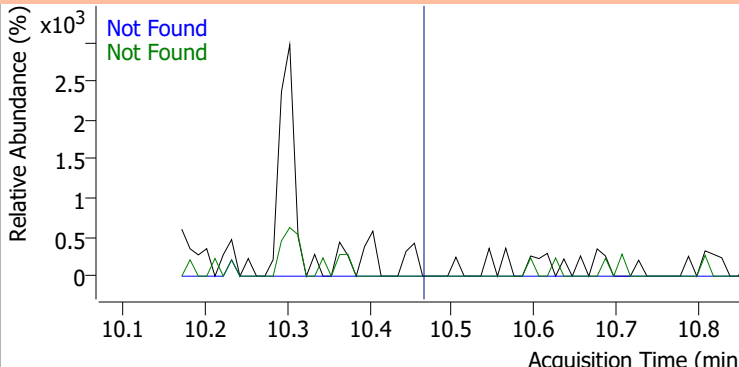
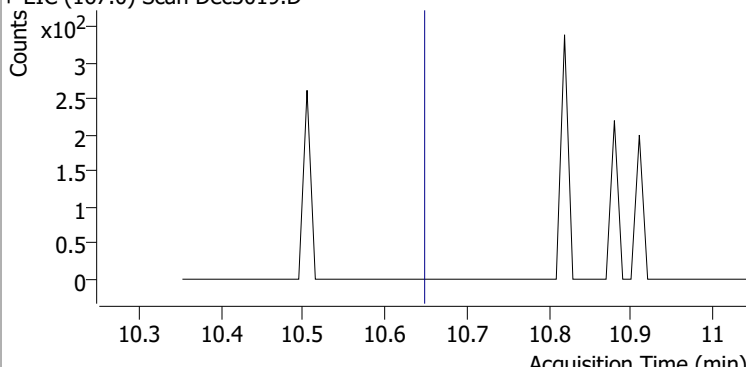
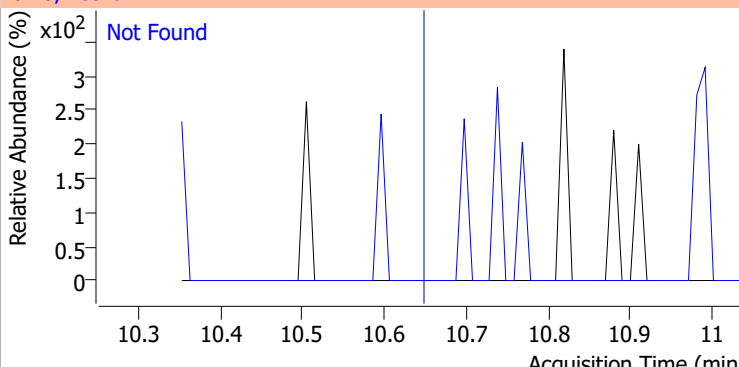
| Compound | Conc. | Exp RT | QIon | Exp Ratio | QIon | Exp Ratio |
|-------------------|-------|--------|-------|-----------|-------|-----------|
| Hexachlorobenzene | N.D. | 9.84 | 142.0 | 64.6 | 283.9 | 142.0 |



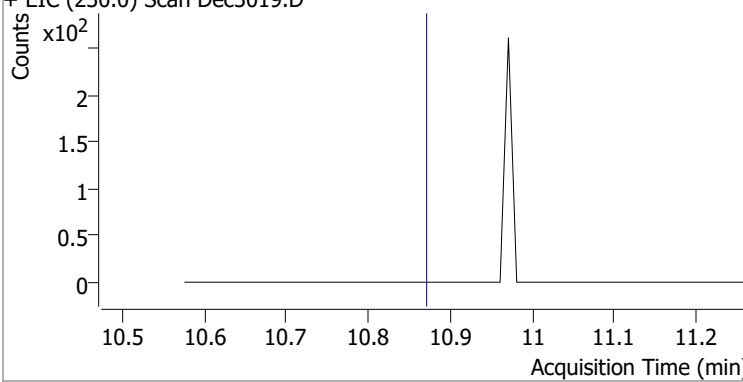
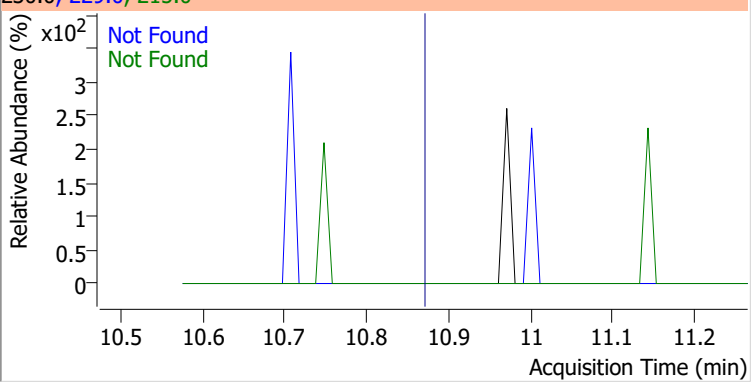
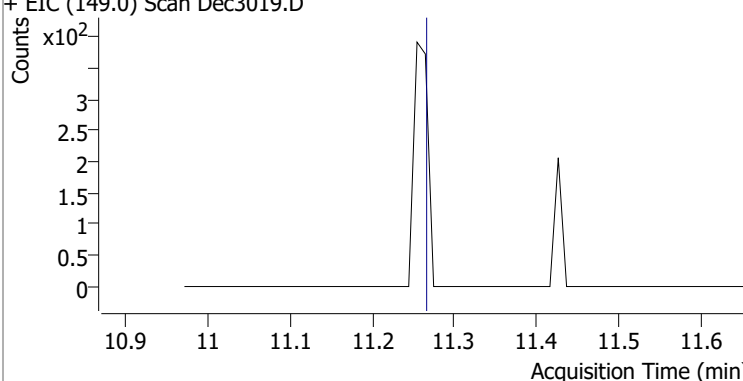
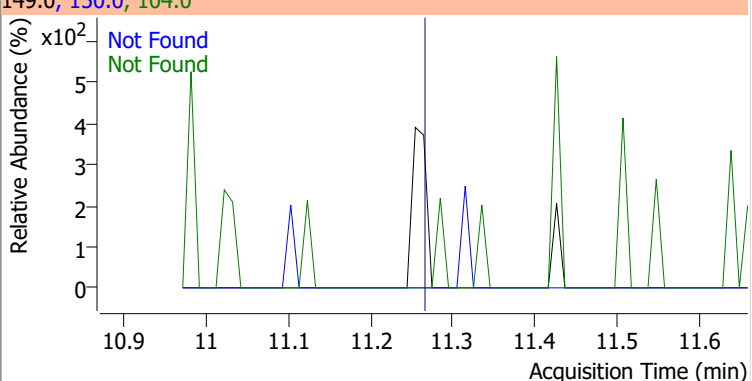
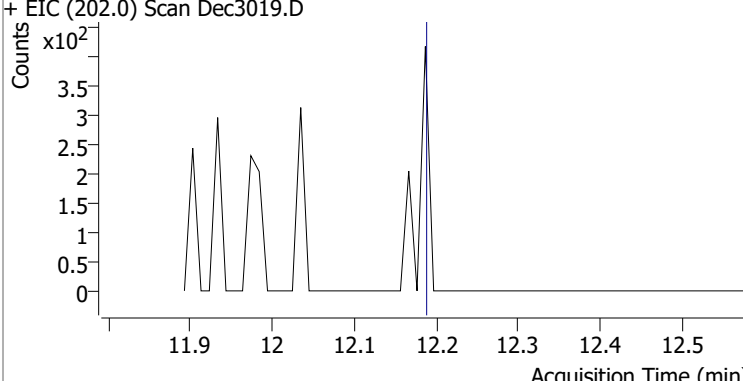
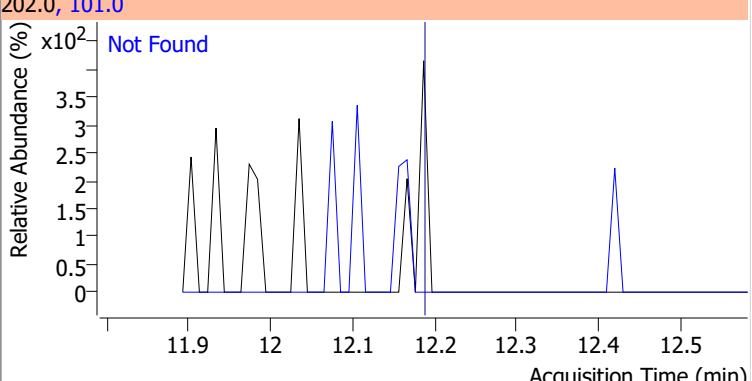
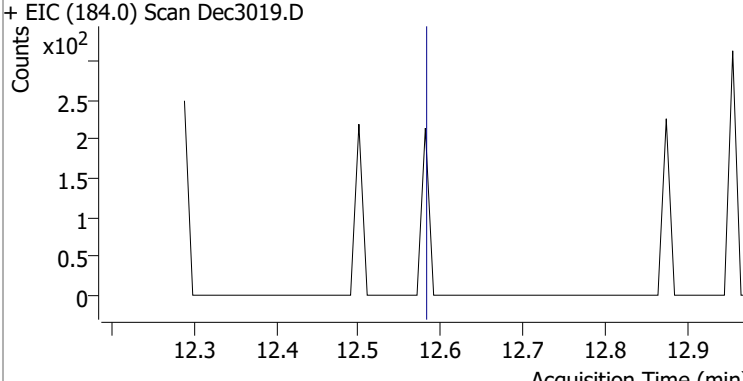
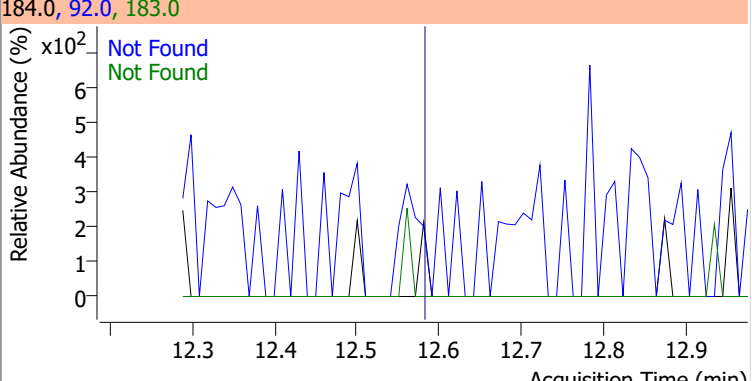
| Compound | Conc. | Exp RT | QIon | Exp Ratio | QIon | Exp Ratio |
|-------------------|-------|--------|-------|-----------|-------|-----------|
| Pentachlorophenol | N.D. | 10.10 | 263.9 | 62.0 | 267.9 | 61.9 |



Quantitation Results Report (QT Reviewed)

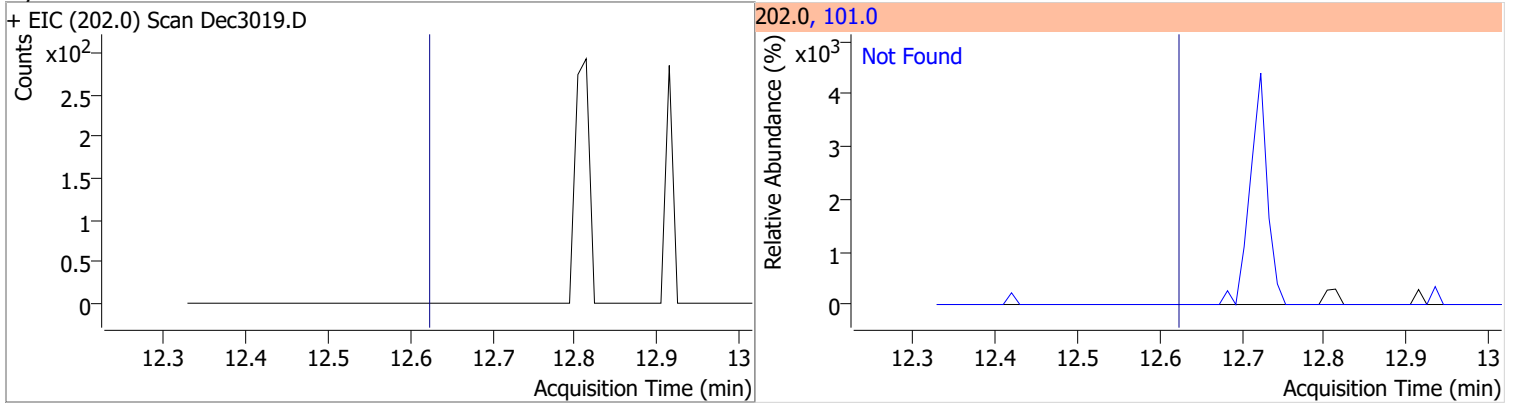
| Compound | Conc. | Exp RT | QIon | Exp Ratio | | |
|--|--|--------|--------------------|-----------|-------|-----------|
| Phenanthrene | N.D. | 10.33 | 176.0 | 19.7 | | |
| + EIC (178.0) Scan Dec3019.D | | | 178.0, 176.0 | | | |
|  |  | | | | | |
| Anthracene | N.D. | 10.39 | 176.0 | 18.3 | | |
| + EIC (178.0) Scan Dec3019.D | | | 178.0, 176.0 | | | |
|  |  | | | | | |
| Triallate | N.D. | 10.46 | 143.0 | 22.0 | QIon | Exp Ratio |
| | | | | | 268.0 | 18.2 |
| + EIC (86.0) Scan Dec3019.D | | | 86.0, 268.0, 143.0 | | | |
|  |  | | | | | |
| Carbazole | N.D. | 10.65 | 139.0 | 13.0 | | |
| + EIC (167.0) Scan Dec3019.D | | | 167.0, 139.0 | | | |
|  |  | | | | | |

Quantitation Results Report (QT Reviewed)

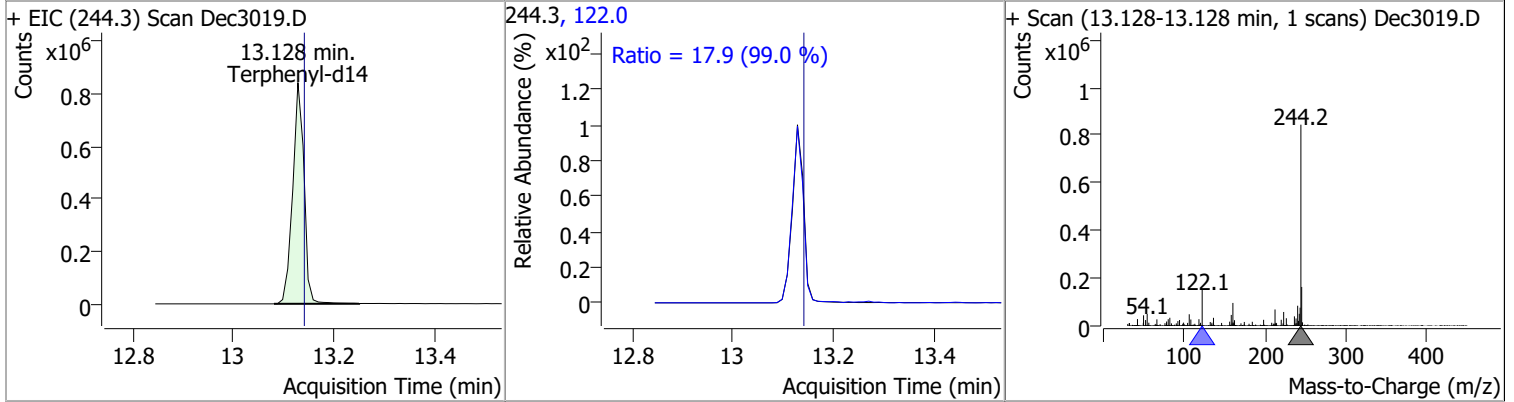
| Compound | Conc. | Exp RT | QIon | Exp Ratio | QIon | Exp Ratio |
|--|-------|--------|--|-----------|-------|-----------|
| o-Terphenyl | N.D. | 10.87 | 229.0 | 67.7 | 215.0 | 38.2 |
| + EIC (230.0) Scan Dec3019.D | | | 230.0, 229.0, 215.0 | | | |
|  | | |  | | | |
| Di-n-Butylphthalate | N.D. | 11.26 | 150.0 | 9.1 | 104.0 | 6.2 |
| + EIC (149.0) Scan Dec3019.D | | | 149.0, 150.0, 104.0 | | | |
|  | | |  | | | |
| Fluoranthene | N.D. | 12.19 | 101.0 | 15.0 | | |
| + EIC (202.0) Scan Dec3019.D | | | 202.0, 101.0 | | | |
|  | | |  | | | |
| Benzidine | N.D. | 12.58 | 183.0 | 11.5 | 92.0 | 9.0 |
| + EIC (184.0) Scan Dec3019.D | | | 184.0, 92.0, 183.0 | | | |
|  | | |  | | | |

Quantitation Results Report (QT Reviewed)

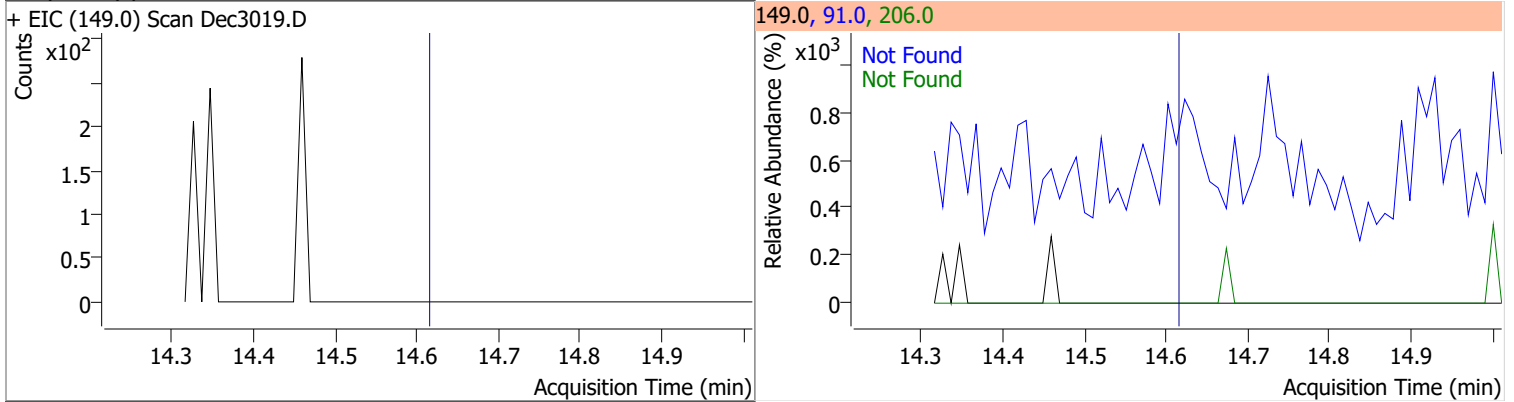
| Compound | Conc. | Exp RT | QIon | Exp Ratio |
|----------|-------|--------|-------|-----------|
| Pyrene | N.D. | 12.62 | 101.0 | 18.5 |



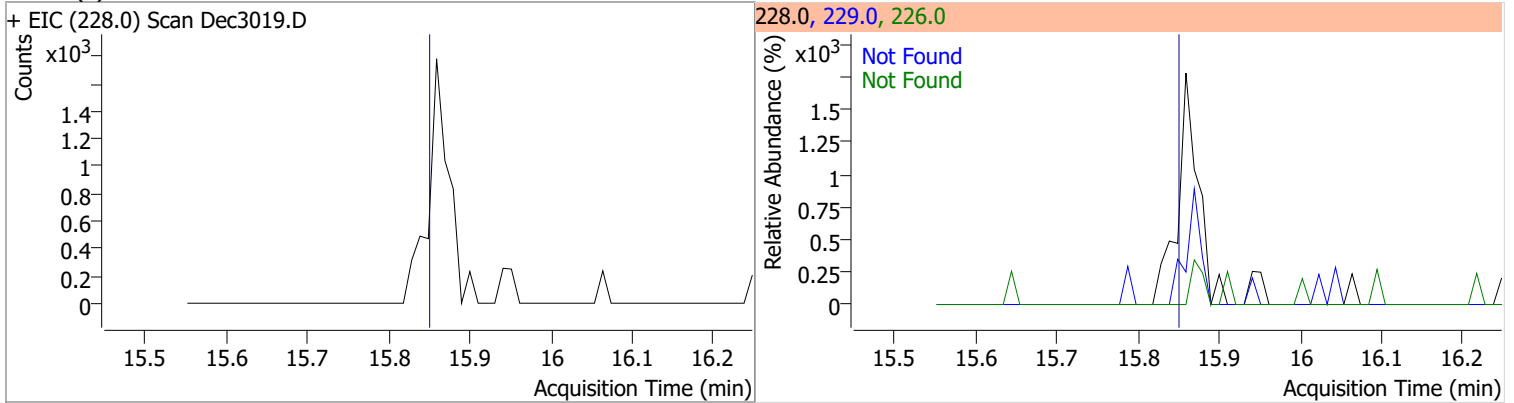
| Compound | Conc. | RT | Dev(Min) | Resp. | QIon | QRatio | Lower | Upper |
|---------------|---------|-------|----------|---------|-------|--------|-------|-------|
| Terphenyl-d14 | 92.0568 | 13.13 | -0.01 | 1319019 | 122.0 | 17.9 | 12.7 | 23.5 |



| Compound | Conc. | Exp RT | QIon | Exp Ratio | QIon | Exp Ratio |
|----------------------|-------|--------|------|-----------|-------|-----------|
| Butylbenzylphthalate | N.D. | 14.63 | 91.0 | 94.6 | 206.0 | 14.9 |

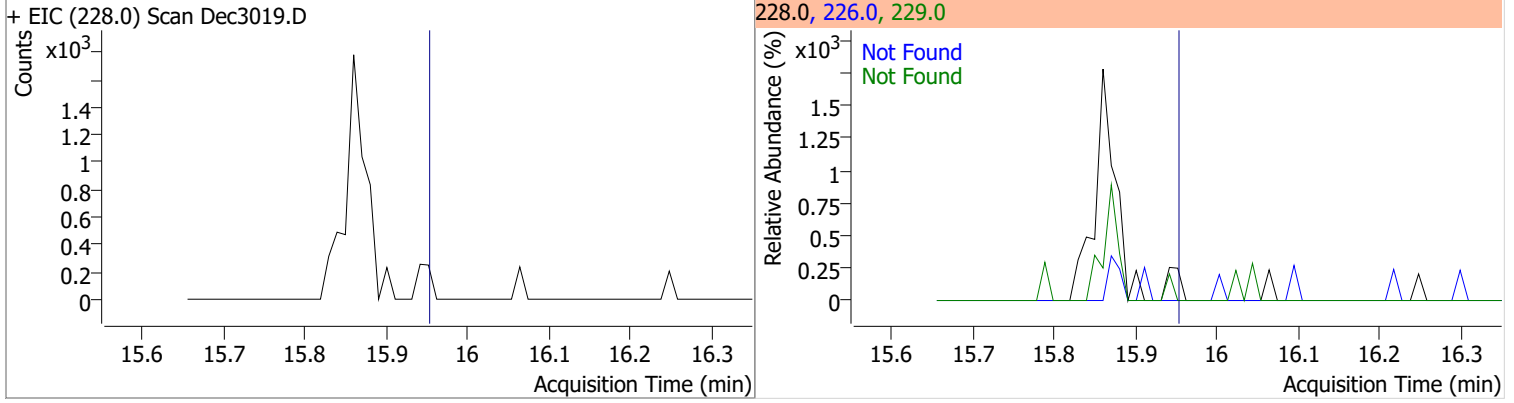


| Compound | Conc. | Exp RT | QIon | Exp Ratio | QIon | Exp Ratio |
|--------------------|-------|--------|-------|-----------|-------|-----------|
| Benzo(a)Anthracene | N.D. | 15.87 | 226.0 | 26.7 | 229.0 | 21.3 |

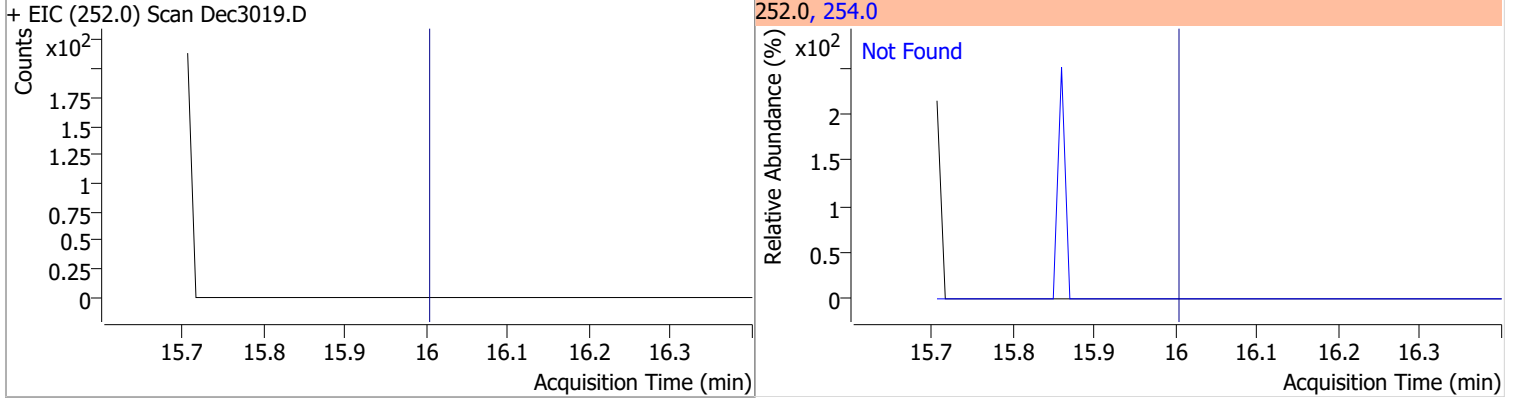


Quantitation Results Report (QT Reviewed)

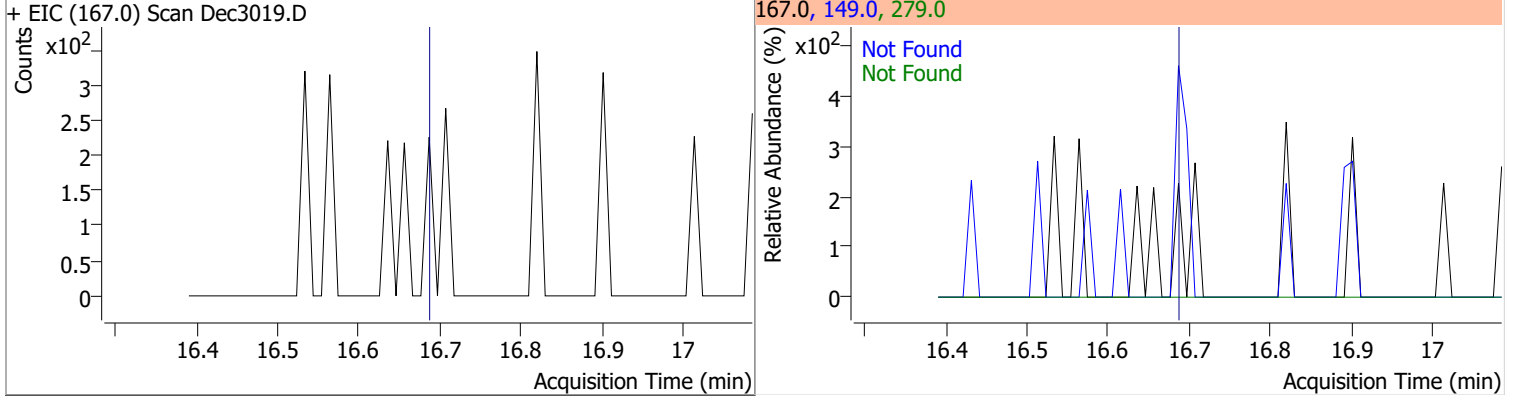
| Compound | Conc. | Exp RT | QIon | Exp Ratio | QIon | Exp Ratio |
|----------|-------|--------|-------|-----------|-------|-----------|
| Chrysene | N.D. | 15.97 | 226.0 | 30.6 | 229.0 | 20.9 |



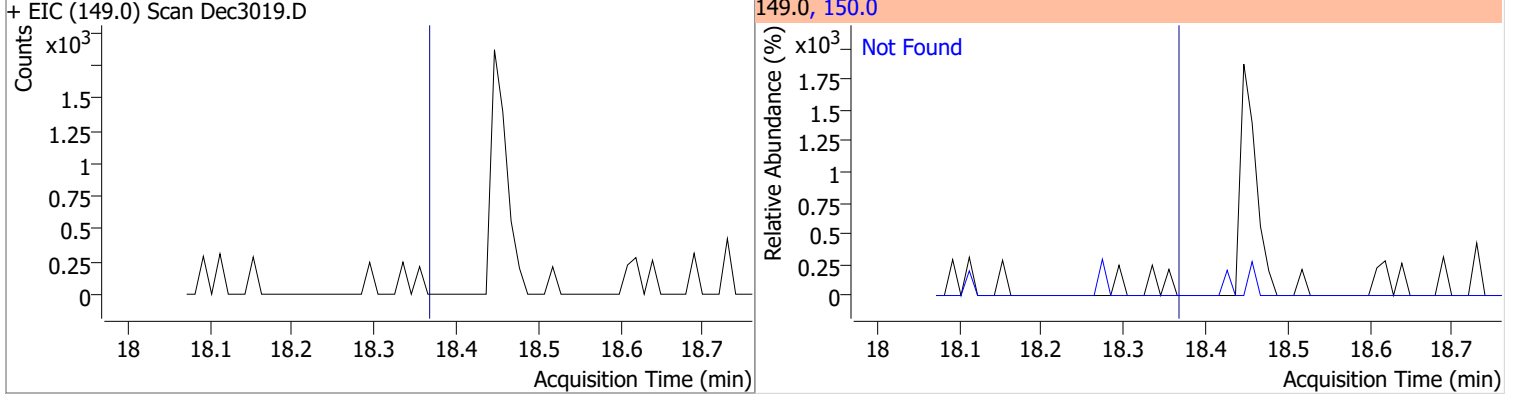
| Compound | Conc. | Exp RT | QIon | Exp Ratio |
|-----------------------|-------|--------|-------|-----------|
| 3,3-Dichlorobenzidine | N.D. | 16.02 | 254.0 | 62.0 |



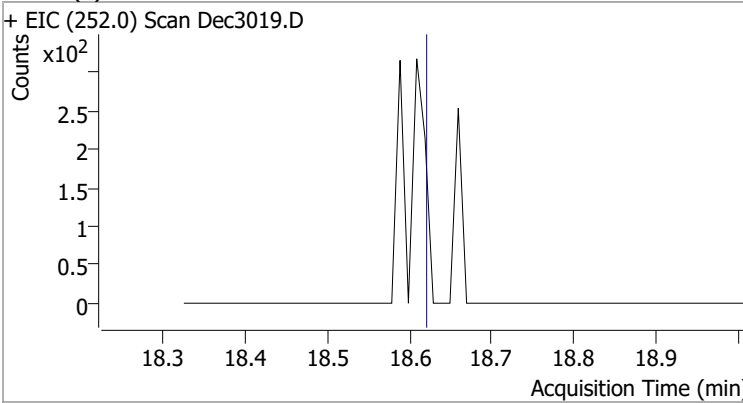
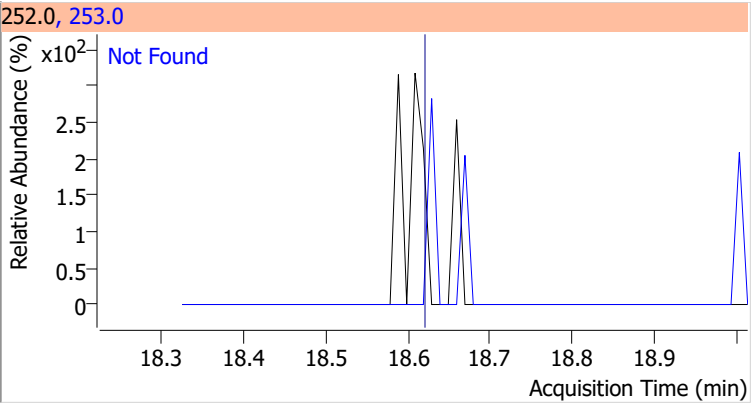
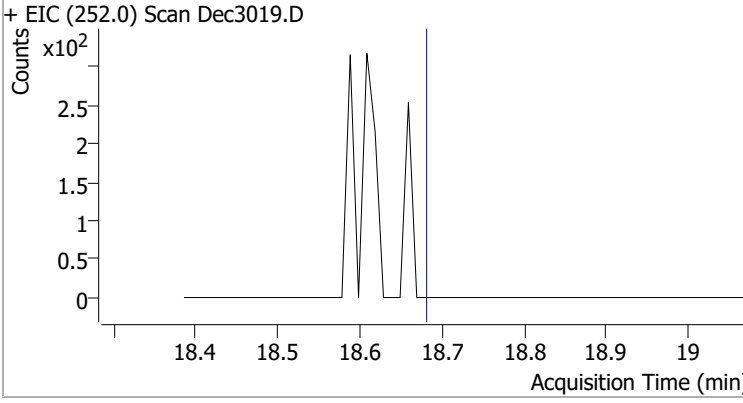
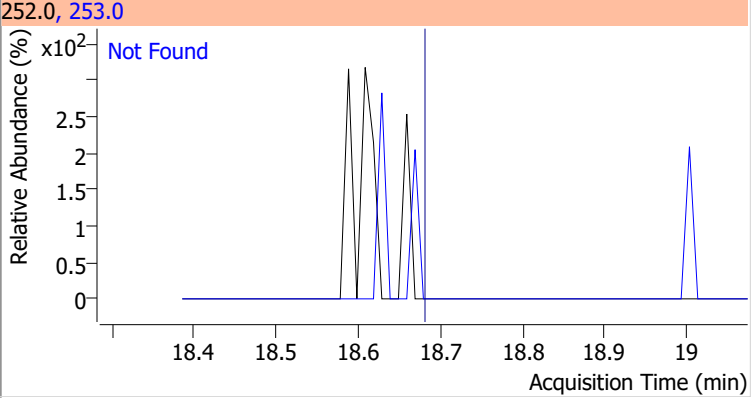
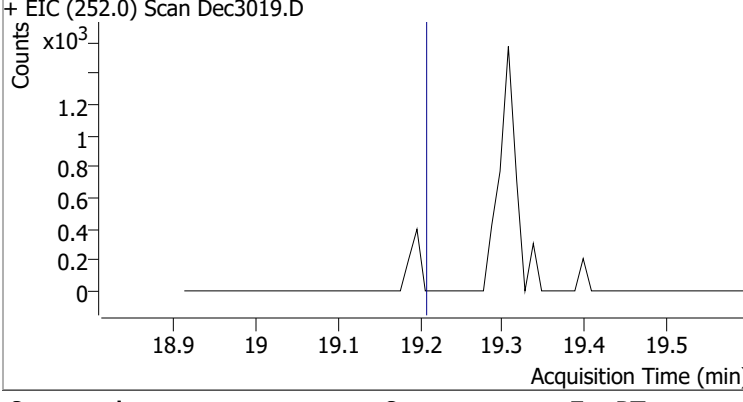
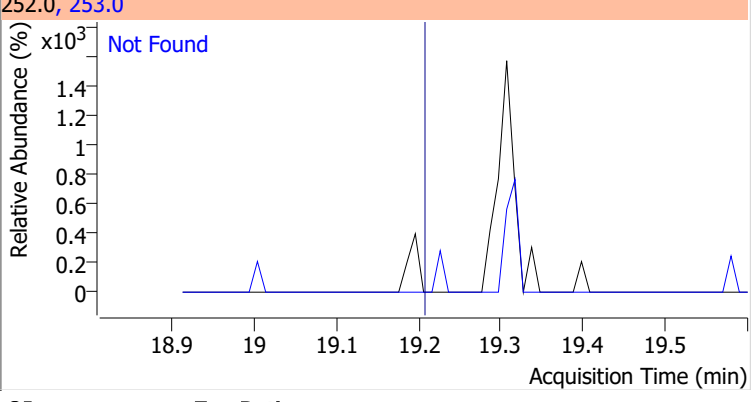
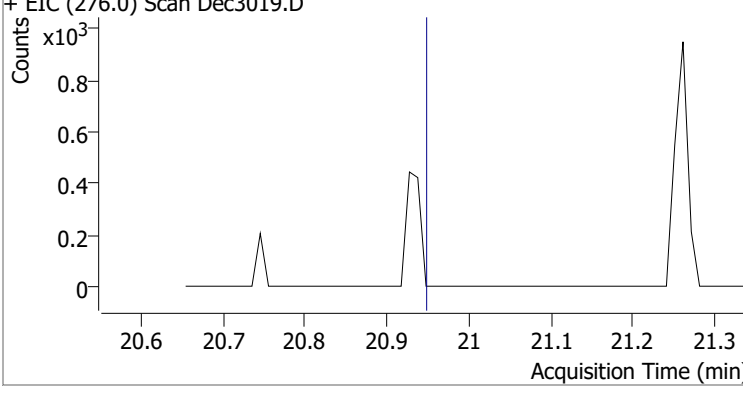
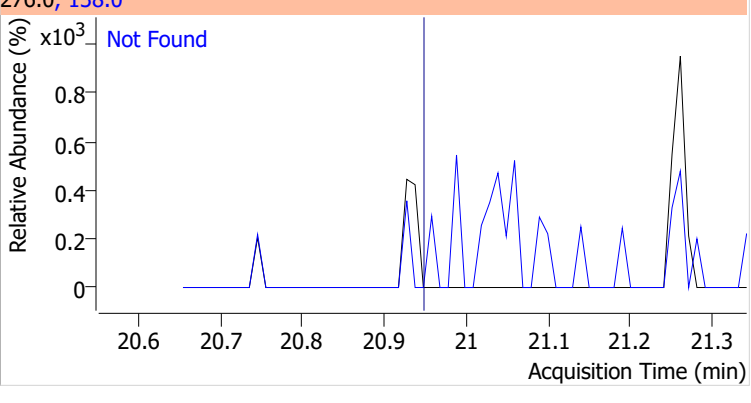
| Compound | Conc. | Exp RT | QIon | Exp Ratio | QIon | Exp Ratio |
|----------------------------|-------|--------|-------|-----------|-------|-----------|
| bis(2-ethylhexyl)Phthalate | N.D. | 16.71 | 149.0 | 421.6 | 279.0 | 11.2 |



| Compound | Conc. | Exp RT | QIon | Exp Ratio |
|----------------------|-------|--------|-------|-----------|
| Di-n-octyl Phthalate | N.D. | 18.38 | 150.0 | 9.7 |

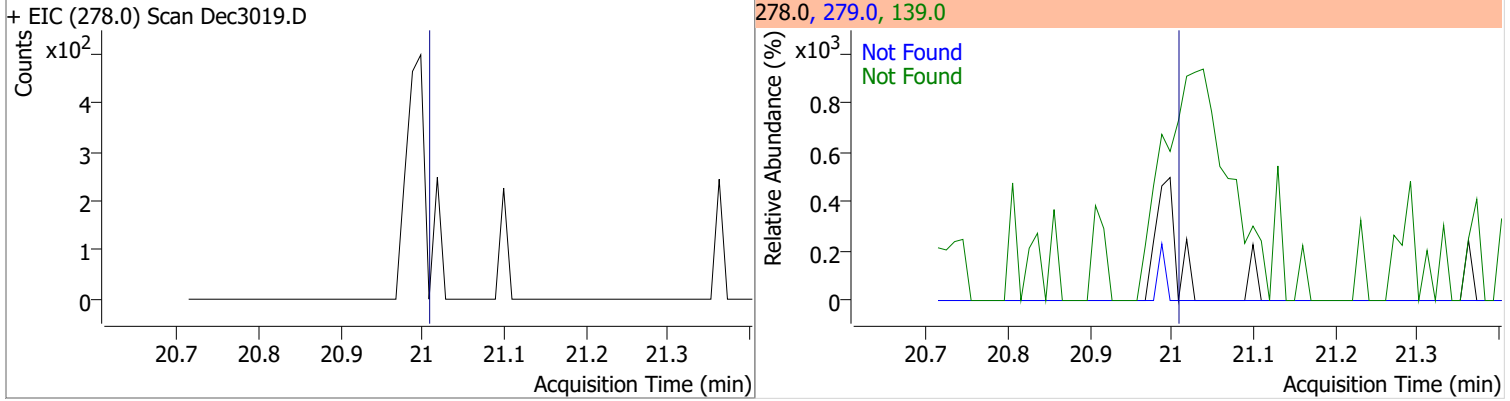


Quantitation Results Report (QT Reviewed)

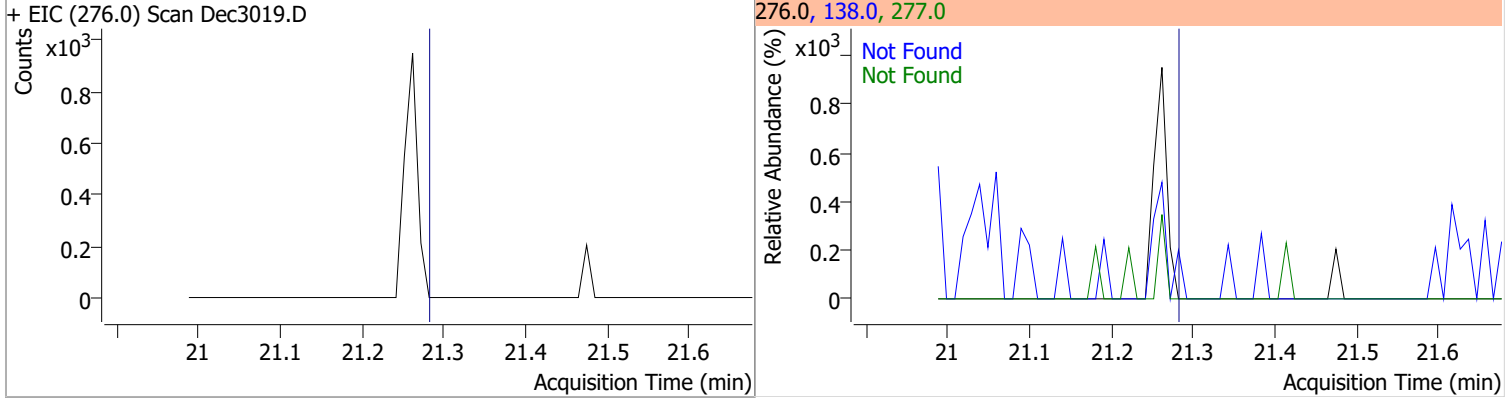
| Compound | Conc. | Exp RT | QIon | Exp Ratio |
|--|-------|--------|--|-----------|
| Benzo(b)fluoranthene | N.D. | 18.63 | 253.0 | 21.4 |
| + EIC (252.0) Scan Dec3019.D | | | 252.0, 253.0 | |
|  | | |  | |
| Benzo(k)fluoranthene | N.D. | 18.69 | 253.0 | 21.7 |
| + EIC (252.0) Scan Dec3019.D | | | 252.0, 253.0 | |
|  | | |  | |
| Benzo(a)pyrene | N.D. | 19.22 | 253.0 | 22.9 |
| + EIC (252.0) Scan Dec3019.D | | | 252.0, 253.0 | |
|  | | |  | |
| Indeno(1,2,3-c,d)pyrene | N.D. | 20.96 | 138.0 | 39.1 |
| + EIC (276.0) Scan Dec3019.D | | | 276.0, 138.0 | |
|  | | |  | |

Quantitation Results Report (QT Reviewed)

| Compound | Conc. | Exp RT | QIon | Exp Ratio | QIon | Exp Ratio |
|------------------------|-------|--------|-------|-----------|-------|-----------|
| Dibenzo(a,h)anthracene | N.D. | 21.02 | 139.0 | 30.6 | 279.0 | 24.6 |

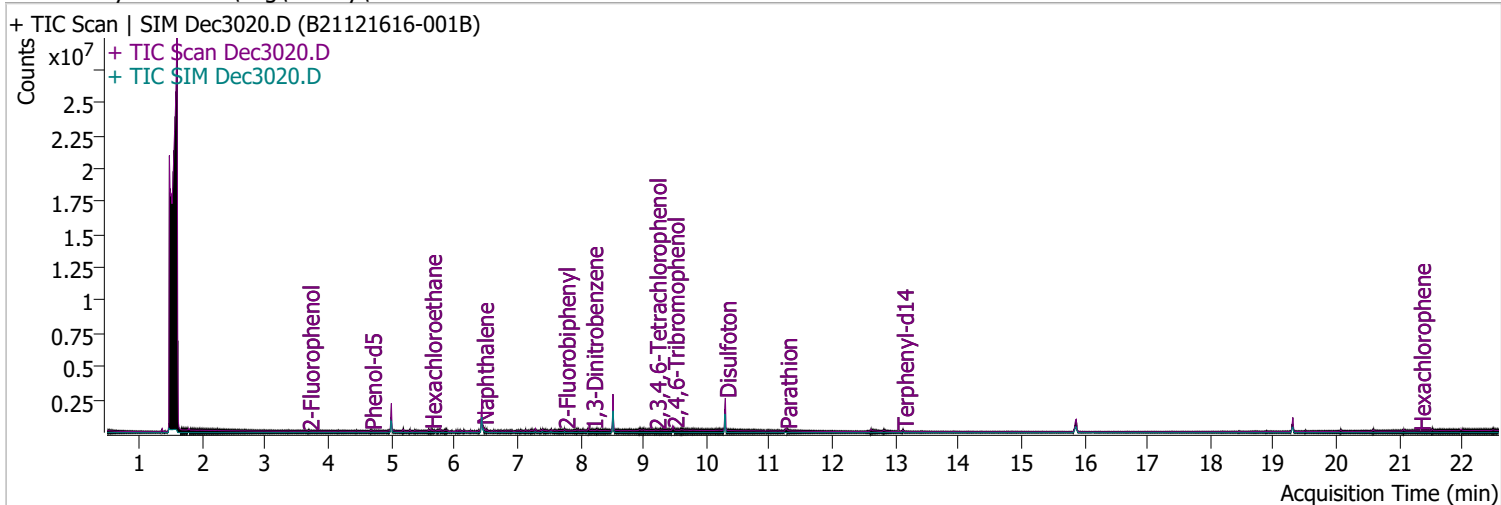


| Compound | Conc. | Exp RT | QIon | Exp Ratio | QIon | Exp Ratio |
|----------------------|-------|--------|-------|-----------|-------|-----------|
| Benzo(g,h,i)perylene | N.D. | 21.29 | 138.0 | 41.5 | 277.0 | 23.8 |



Quantitation Results Report (QT Reviewed)

| | | | |
|----------------|----------------------------|-------------------|------------------------|
| Data File | Dec3020.D | Operator | LIMS import |
| Acq. Method | BNA+SIM.M | Acq. Date-Time | 12/30/2021 10:29:09 PM |
| Sample Name | B21121616-001B | Instrument | Instrument #1 |
| Vial | 20 | Multiplier | 1.00 |
| DA Method File | 122821 bna 1 CAL.batch.bin | Comment | SVOC-8270-W |
| Tune File | dftppdsm.u | Tune Date | 11/24/2021 11:15:00 AM |
| Batch Name | 123021 bna 1.batch.bin | Last Calib Update | 1/3/2022 10:10:10 AM |
| Ref Library | D:\Org\Library\NIST129K.I | | |



| Compound | RT | QIon | Resp. | Conc. | Units | Dev(Min) |
|----------|----|------|-------|-------|-------|----------|
|----------|----|------|-------|-------|-------|----------|

Internal Standards

System Monitoring Compounds

| | | | | | | |
|------------------------|----------------------|-------|-------|------------------|------|--------|
| S 2-Fluorophenol | 3.684 | 112.0 | 21452 | 2.9546 | µg/L | -0.020 |
| Spiked Amount: 200.000 | Range: 10.0 - 75.0% | | | Recovery = 1.48% | * | |
| S Phenol-d5 | 4.675 | 99.0 | 23139 | 3.1176 | µg/L | -0.010 |
| Spiked Amount: 200.000 | Range: 10.0 - 65.0% | | | Recovery = 1.56% | * | |
| S Nitrobenzene-d5 | 0.000 | | 0 | N.D. | | |
| Spiked Amount: 100.000 | Range: 32.0 - 94.0% | | | Recovery = NA% | | |
| S 2-Fluorobiphenyl | 7.749 | 172.0 | 41513 | 2.1801 | µg/L | 0.000 |
| Spiked Amount: 100.000 | Range: 28.0 - 107.0% | | | Recovery = 2.18% | * | |
| S 2,4,6-Tribromophenol | 9.479 | 329.8 | 6784 | 9.1343 | µg/L | 0.000 |
| Spiked Amount: 200.000 | Range: 25.0 - 140.0% | | | Recovery = 4.57% | * | |
| S Terphenyl-d14 | 13.118 | 244.3 | 55750 | 3.7880 | µg/L | -0.020 |
| Spiked Amount: 100.000 | Range: 32.0 - 122.0% | | | Recovery = 3.79% | * | |

Target Compounds

| Compound | RT | QIon | Resp. | Conc. | Units | QValue |
|-------------------------------|-------|-------|-------|---------|-------|--------|
| T N-Nitrosodimethylamine | 0.000 | | 0 | N.D. | | |
| T Pyridine | 0.000 | | 0 | N.D. | | |
| T Aniline | 0.000 | | 0 | N.D. | | |
| T Phenol | 0.000 | | 0 | N.D. | | |
| T bis(-2-Chloroethyl)Ether | 0.000 | | 0 | N.D. | | |
| T 2-Chlorophenol | 0.000 | | 0 | N.D. | | |
| T 1,3-Dichlorobenzene | 0.000 | | 0 | N.D. | | |
| T 1,4-Dichlorobenzene | 0.000 | | 0 | N.D. | | |
| T 1,2-Dichlorobenzene | 0.000 | | 0 | N.D. | | |
| T Benzyl Alcohol | 0.000 | | 0 | N.D. | | |
| T bis(2-chloroisopropyl)Ether | 0.000 | | 0 | N.D. | | |
| T 2-Methylphenol | 0.000 | | 0 | N.D. | | |
| T N-nitroso-Di-n-propylamine | 0.000 | | 0 | N.D. | | |
| T 4Methylphenol/3Methylphenol | 0.000 | | 0 | N.D. | | |
| T Hexachloroethane | 5.624 | 117.0 | 77877 | 23.5304 | µg/L | 17 |

Quantitation Results Report (QT Reviewed)

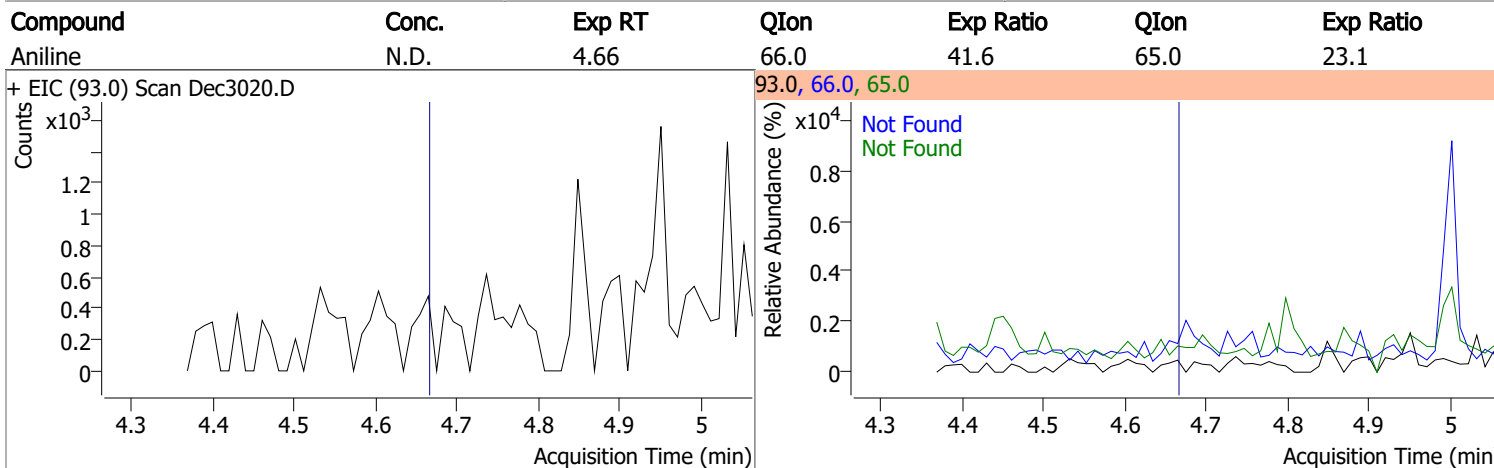
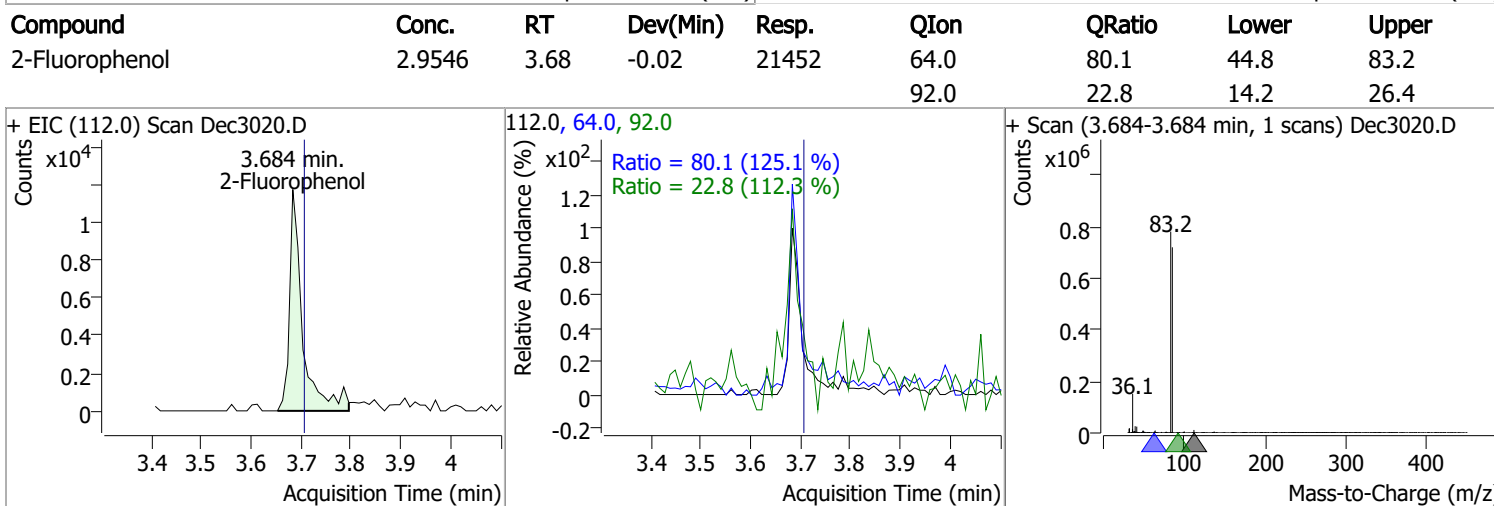
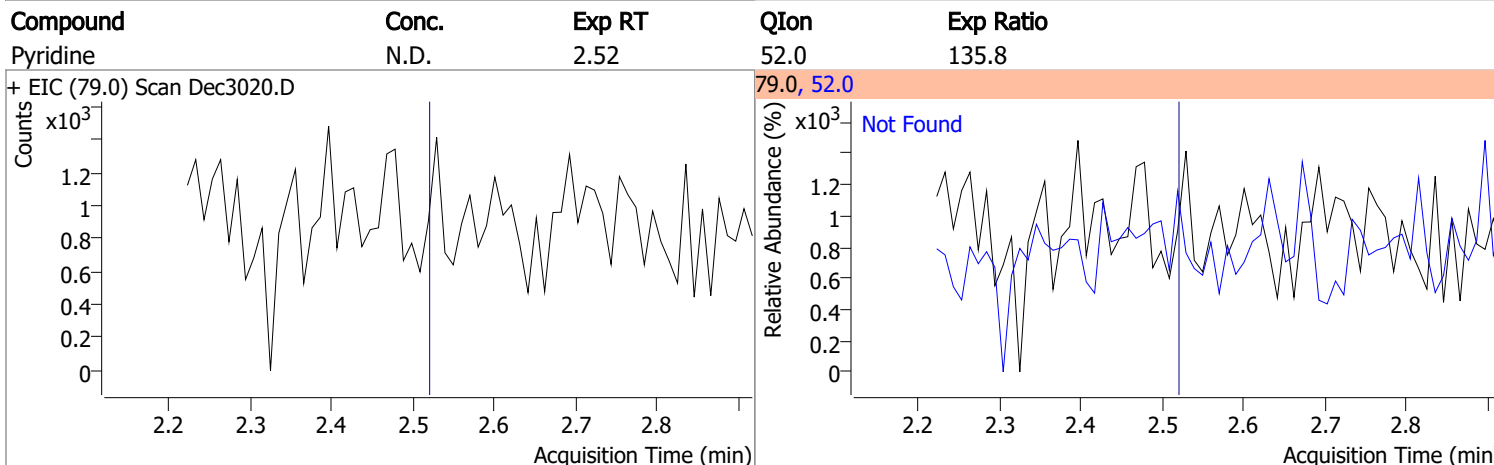
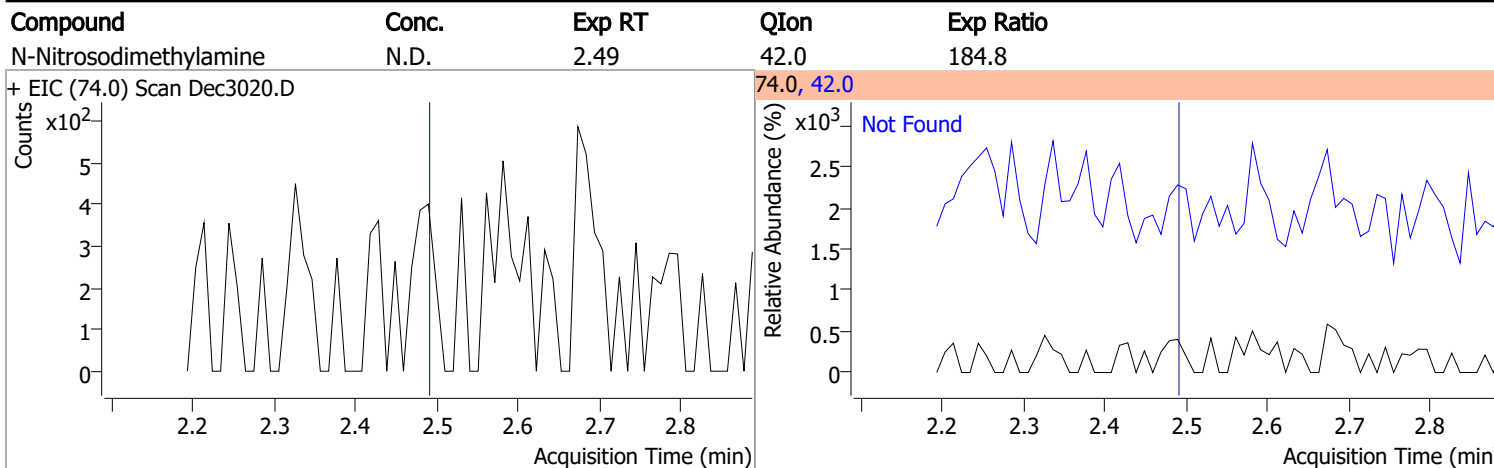
| Compound | RT | QIon | Resp. | Conc. | Units | Dev(Min) |
|-------------------------------|-------|-------|--------|--------|---------|----------|
| T Nitrobenzene | 0.000 | | 0 | N.D. | | |
| T Isophorone | 0.000 | | 0 | N.D. | | |
| T 2-Nitrophenol | 0.000 | | 0 | N.D. | | |
| T 2,4-Dimethylphenol | 0.000 | | 0 | N.D. | | |
| T bis(-2-Chloroethoxy)Methane | 0.000 | | 0 | N.D. | | |
| T Benzoic Acid | 6.434 | 105.0 | 0 | | µg/L md | 1 |
| T 2,4-Dichlorophenol | 0.000 | | 0 | N.D. | | |
| T 1,2,4-Trichlorobenzene | 0.000 | | 0 | N.D. | | |
| T Naphthalene | 6.455 | 128.0 | 148995 | 6.0692 | µg/L | 99 |
| T 4-Chlorophenol | 6.455 | 130.0 | 0 | | µg/L md | 1 |
| T p-Chloroaniline | 6.455 | 127.0 | 0 | | µg/L md | 1 |
| T Hexachlorobutadiene | 0.000 | | 0 | N.D. | | |
| T 4-Chloro-2-Methylphenol | 0.000 | | 0 | N.D. | | |
| T 4-Chloro-3-Methylphenol | 0.000 | | 0 | N.D. | | |
| T 2-Methylnaphthalene | 0.000 | | 0 | N.D. | | |
| T 1-Methylnaphthalene | 0.000 | | 0 | N.D. | | |
| T Hexachlorocyclopentadiene | 0.000 | | 0 | N.D. | | |
| T 2,4,6-Trichlorophenol | 0.000 | | 0 | N.D. | | |
| T 2,4,5-Trichlorophenol | 0.000 | | 0 | N.D. | | |
| T 2-Chloronaphthalene | 0.000 | | 0 | N.D. | | |
| T 2-Nitroaniline | 0.000 | | 0 | N.D. | | |
| T Dimethyl Phthalate | 8.517 | 163.0 | 0 | | µg/L md | 1 |
| T 2,6-Dinitrotoluene | 8.190 | 165.0 | 0 | | µg/L md | 1 |
| T Acenaphthylene | 0.000 | | 0 | N.D. | | |
| T 3-Nitroaniline | 0.000 | | 0 | N.D. | | |
| T Acenaphthene | 0.000 | | 0 | N.D. | | |
| T 2,4-Dinitrophenol | 0.000 | | 0 | N.D. | | |
| T Dibenzofuran | 0.000 | | 0 | N.D. | | |
| T 4-Nitrophenol | 0.000 | | 0 | N.D. | | |
| T 2,4-Dinitrotoluene | 0.000 | | 0 | N.D. | | |
| T Diethylphthalate | 0.000 | | 0 | N.D. | | |
| T Fluorene | 0.000 | | 0 | N.D. | | |
| T 4-Chlorophenyl-phenylether | 0.000 | | 0 | N.D. | | |
| T 4-Nitroaniline | 0.000 | | 0 | N.D. | | |
| T 4,6-Dinitro-2-methylphenol | 0.000 | | 0 | N.D. | | |
| T N-nitrosodiphenylamine | 0.000 | | 0 | N.D. | | |
| T Azobenzene | 0.000 | | 0 | N.D. | | |
| T 4-Bromophenyl-phenylether | 0.000 | | 0 | N.D. | | |
| T Hexachlorobenzene | 0.000 | | 0 | N.D. | | |
| T Pentachlorophenol | 0.000 | | 0 | N.D. | | |
| T Phenanthrene | 0.000 | | 0 | N.D. | | |
| T Anthracene | 0.000 | | 0 | N.D. | | |
| T Triallate | 0.000 | | 0 | N.D. | | |
| T Carbazole | 0.000 | | 0 | N.D. | | |
| T o-Terphenyl | 0.000 | | 0 | N.D. | | |
| T Di-n-Butylphthalate | 0.000 | | 0 | N.D. | | |
| T Fluoranthene | 0.000 | | 0 | N.D. | | |
| T Benzidine | 0.000 | | 0 | N.D. | | |
| T Pyrene | 0.000 | | 0 | N.D. | | |
| T Butylbenzylphthalate | 0.000 | | 0 | N.D. | | |
| T Benzo(a)Anthracene | 0.000 | | 0 | N.D. | | |
| T Chrysene | 0.000 | | 0 | N.D. | | |
| T 3,3-Dichlorobenzidine | 0.000 | | 0 | N.D. | | |
| T bis(2-ethylhexyl)Phthalate | 0.000 | | 0 | N.D. | | |
| T Di-n-octyl Phthalate | 0.000 | | 0 | N.D. | | |

Quantitation Results Report (QT Reviewed)

| Compound | RT | QIon | Resp. | Conc. | Units | Dev(Min) |
|---------------------------|-------|------|-------|-------|-------|----------|
| T Benzo(b)fluoranthene | 0.000 | | 0 | N.D. | | |
| T Benzo(k)fluoranthene | 0.000 | | 0 | N.D. | | |
| T Benzo(a)pyrene | 0.000 | | 0 | N.D. | | |
| T Indeno(1,2,3-c,d)pyrene | 0.000 | | 0 | N.D. | | |
| T Dibenzo(a,h)anthracene | 0.000 | | 0 | N.D. | | |
| T Benzo(g,h,i)perylene | 0.000 | | 0 | N.D. | | |

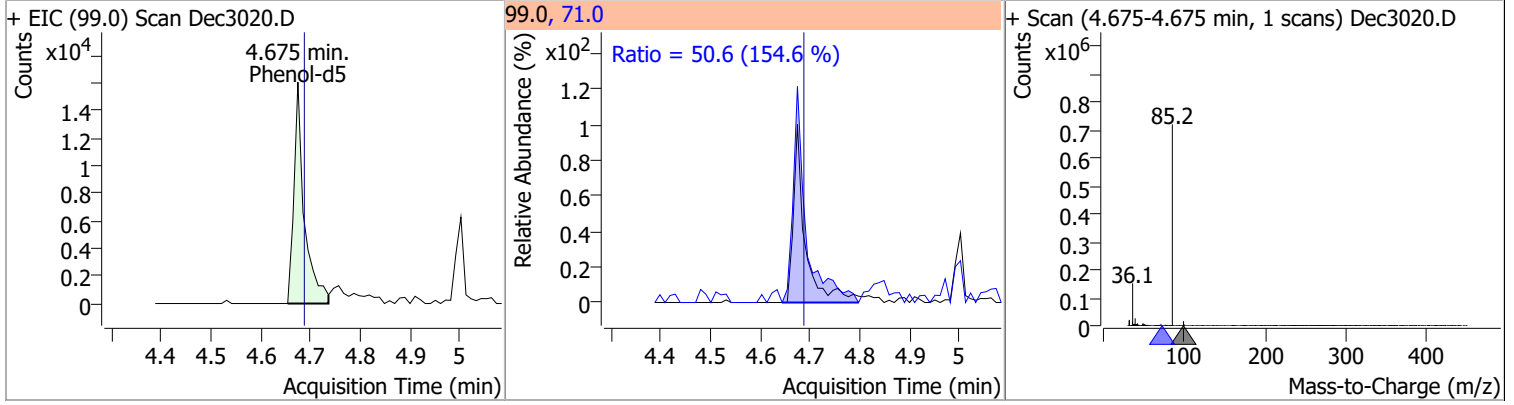
(#) = Qualifier Out of Range; (m) = Manual Integration; (+) = Area Summed; (*) = Surrogate Percent Recovery Out of Range; (d): Zeroed Peak

Quantitation Results Report (QT Reviewed)

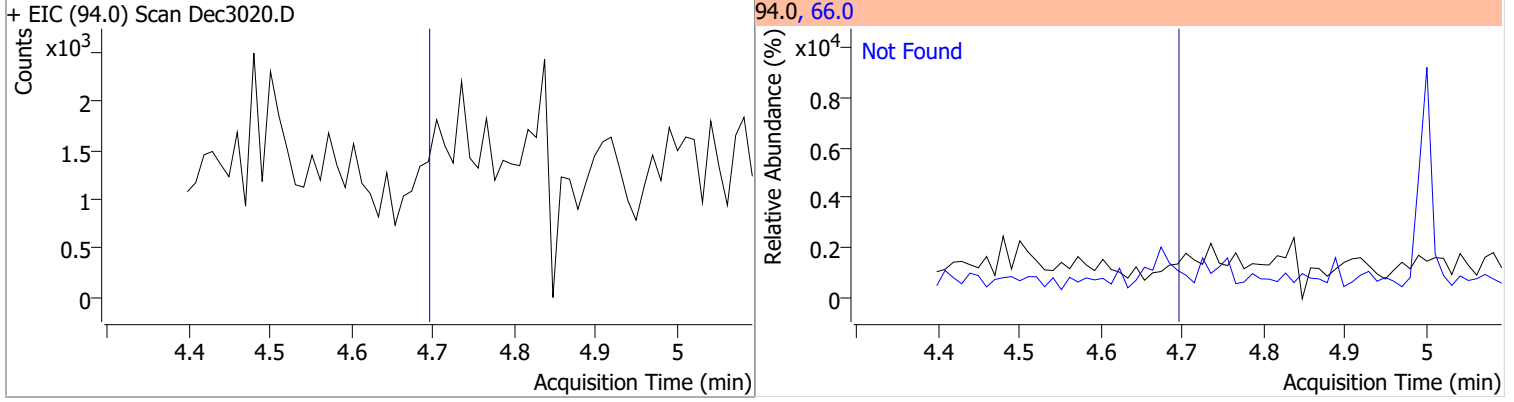


Quantitation Results Report (QT Reviewed)

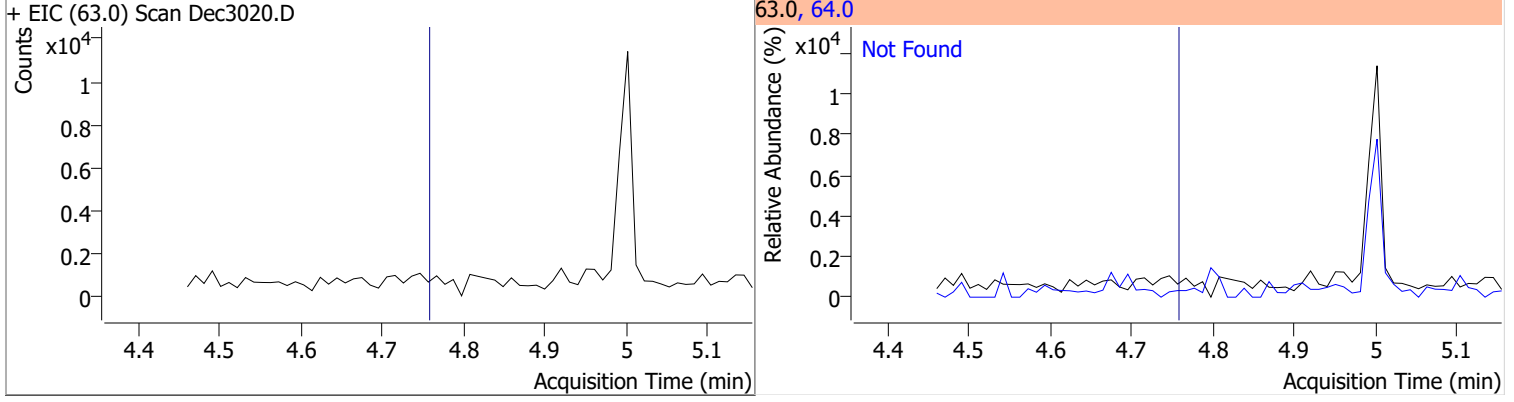
| Compound | Conc. | RT | Dev(Min) | Resp. | QIon | QRatio | Lower | Upper |
|-----------|--------|------|----------|-------|------|--------|-------|-------|
| Phenol-d5 | 3.1176 | 4.67 | -0.01 | 23139 | 71.0 | 50.6 | 22.9 | 42.5 |



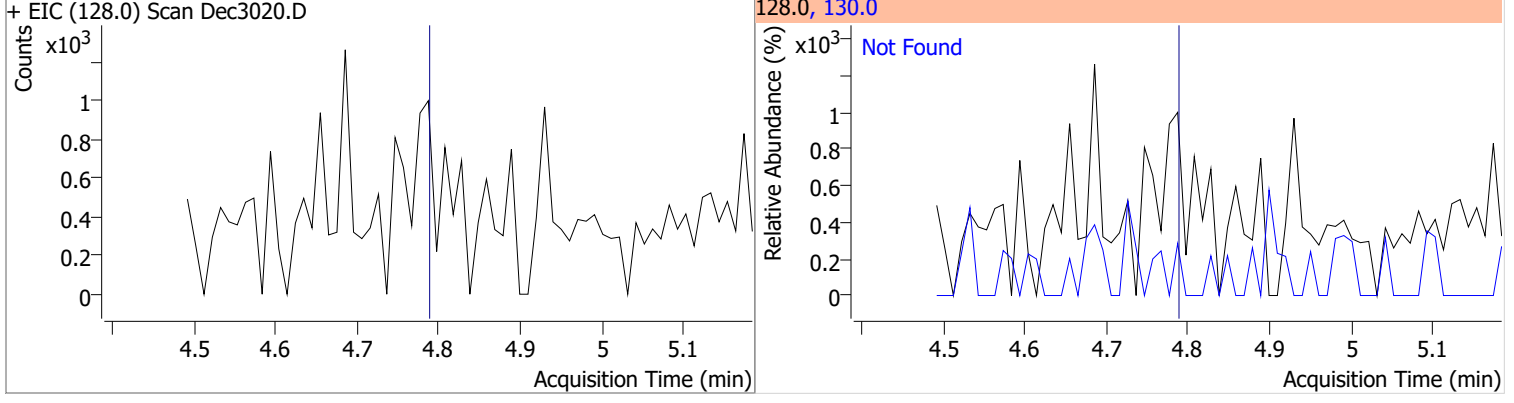
| Compound | Conc. | Exp RT | QIon | Exp Ratio |
|----------|-------|--------|------|-----------|
| Phenol | N.D. | 4.69 | 66.0 | 40.8 |



| Compound | Conc. | Exp RT | QIon | Exp Ratio |
|--------------------------|-------|--------|------|-----------|
| bis(-2-Chloroethyl)Ether | N.D. | 4.76 | 64.0 | 2.8 |



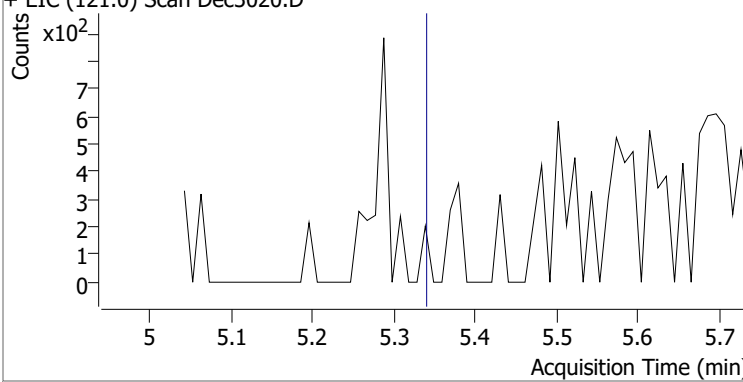
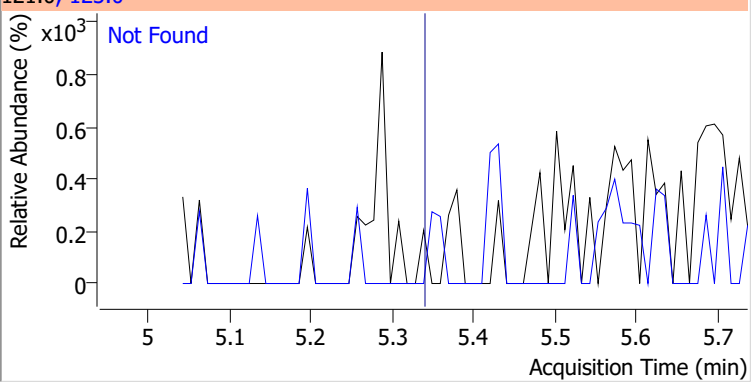
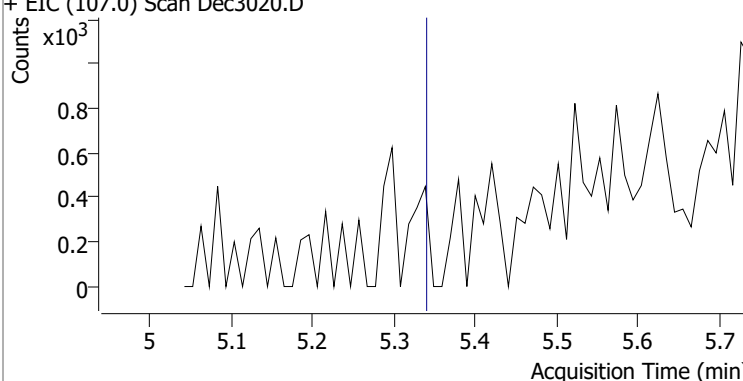
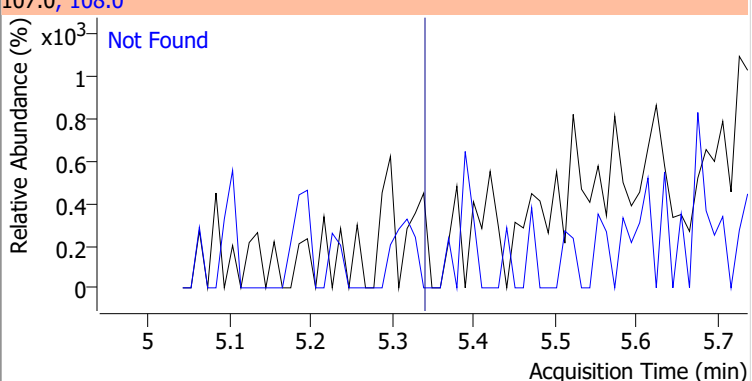
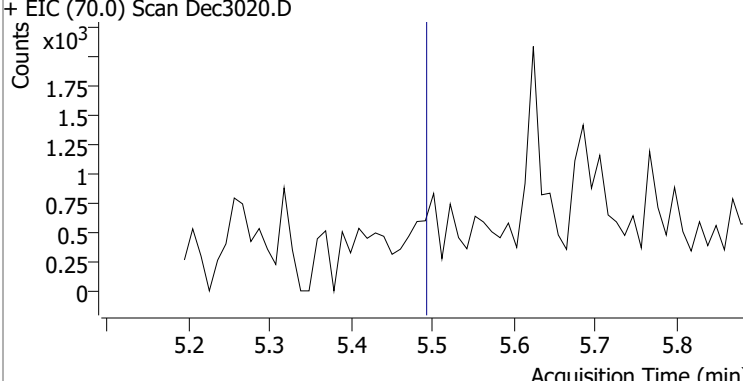
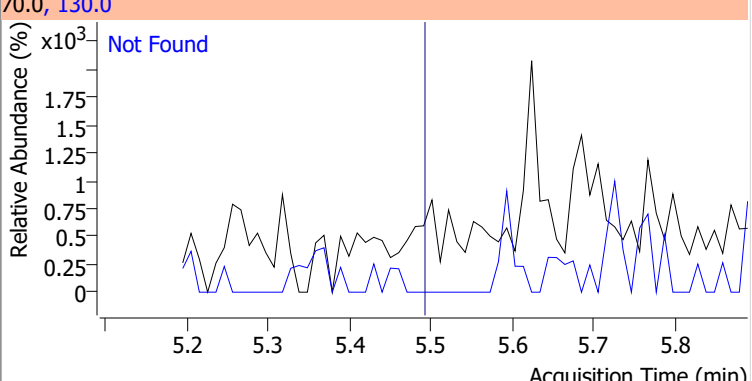
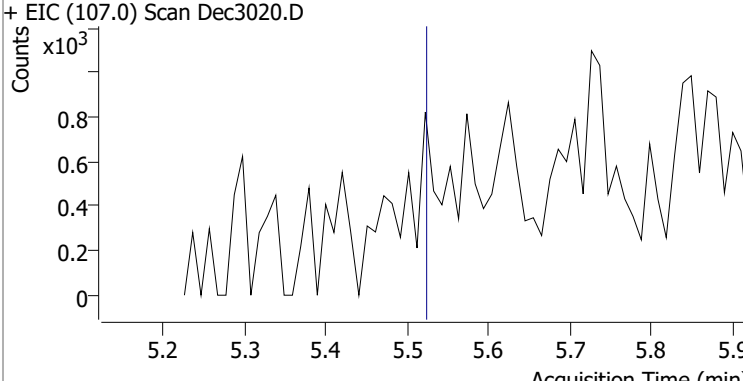
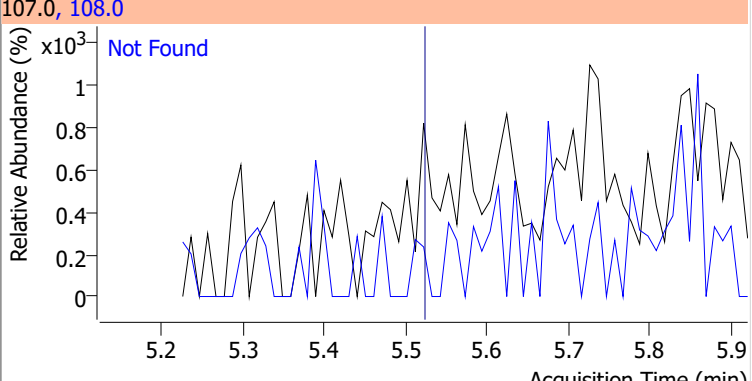
| Compound | Conc. | Exp RT | QIon | Exp Ratio |
|----------------|-------|--------|-------|-----------|
| 2-Chlorophenol | N.D. | 4.79 | 130.0 | 32.3 |



Quantitation Results Report (QT Reviewed)

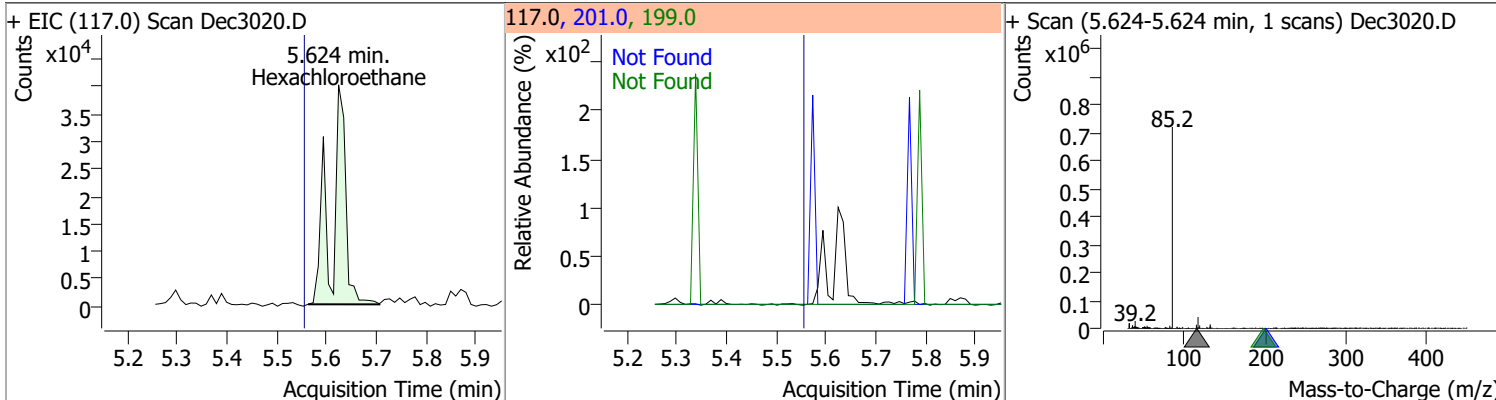
| Compound | Conc. | Exp RT | QIon | Exp Ratio | QIon | Exp Ratio |
|------------------------------|-------|--------|---------------------|-----------|-------|-----------|
| 1,3-Dichlorobenzene | N.D. | 4.94 | 148.0 | 63.2 | 111.0 | 39.4 |
| + EIC (146.0) Scan Dec3020.D | | | 146.0, 148.0, 111.0 | | | |
| | | | | | | |
| 1,4-Dichlorobenzene | N.D. | 5.02 | 148.0 | 62.2 | 111.0 | 37.4 |
| + EIC (146.0) Scan Dec3020.D | | | 146.0, 148.0, 111.0 | | | |
| | | | | | | |
| 1,2-Dichlorobenzene | N.D. | 5.19 | 148.0 | 62.2 | 111.0 | 40.3 |
| + EIC (146.0) Scan Dec3020.D | | | 146.0, 148.0, 111.0 | | | |
| | | | | | | |
| Benzyl Alcohol | N.D. | 5.20 | 79.0 | 117.9 | 107.0 | 69.2 |
| + EIC (108.0) Scan Dec3020.D | | | 108.0, 79.0, 107.0 | | | |
| | | | | | | |

Quantitation Results Report (QT Reviewed)

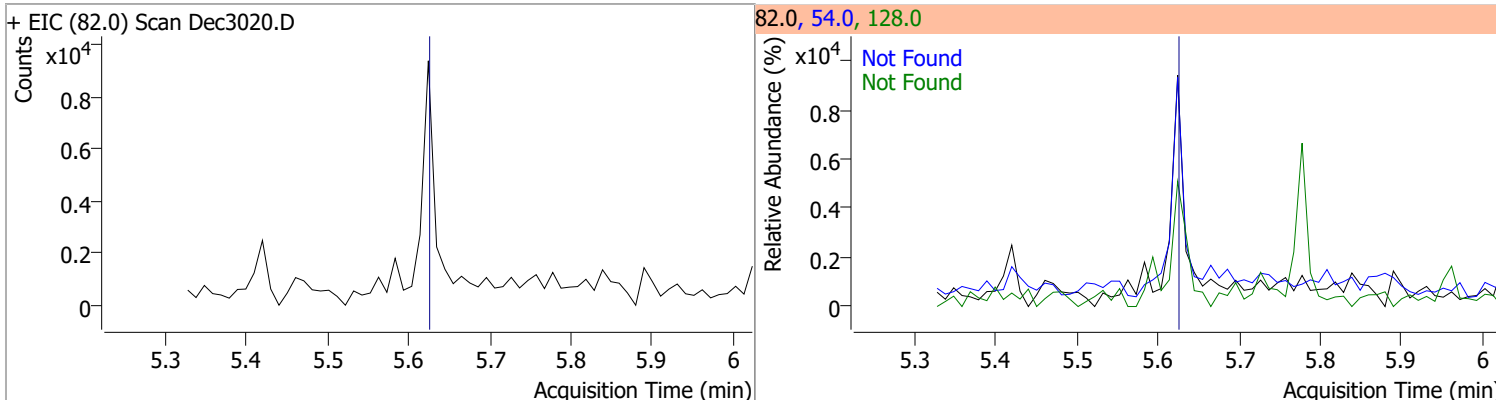
| Compound | Conc. | Exp RT | QIon | Exp Ratio |
|--|-------|--------|--|-----------|
| bis(2-chloroisopropyl)Ether | N.D. | 5.34 | 123.0 | 32.7 |
| + EIC (121.0) Scan Dec3020.D | | | 121.0, 123.0 | |
|  | | |  | |
| 2-Methylphenol | N.D. | 5.34 | 108.0 | 117.6 |
| + EIC (107.0) Scan Dec3020.D | | | 107.0, 108.0 | |
|  | | |  | |
| N-nitroso-Di-n-propylamine | N.D. | 5.49 | 130.0 | 17.6 |
| + EIC (70.0) Scan Dec3020.D | | | 70.0, 130.0 | |
|  | | |  | |
| 4Methylphenol/3Methylphenol | N.D. | 5.52 | 108.0 | 81.4 |
| + EIC (107.0) Scan Dec3020.D | | | 107.0, 108.0 | |
|  | | |  | |

Quantitation Results Report (QT Reviewed)

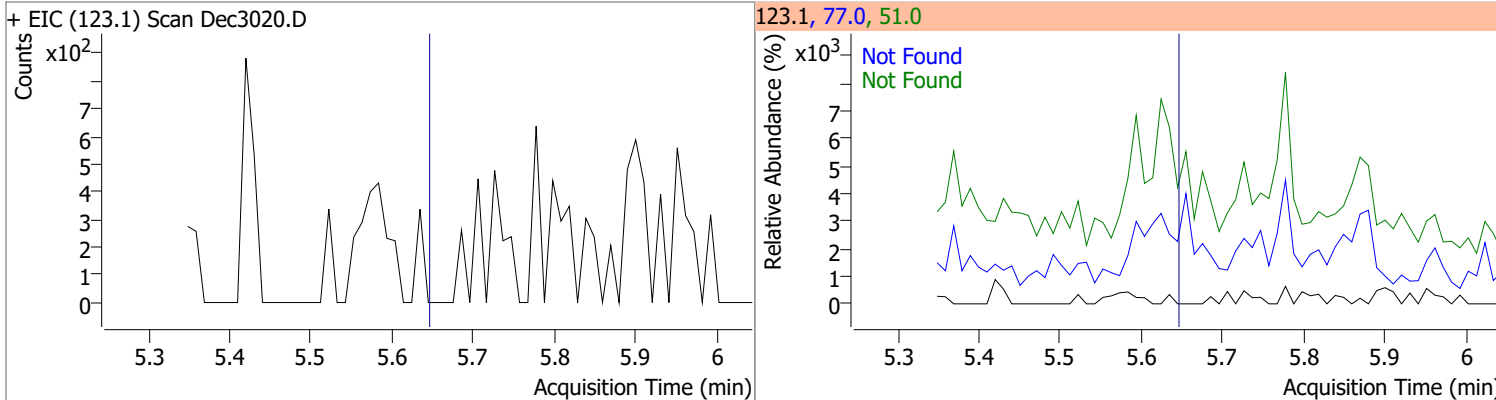
| Compound | Conc. | RT | Dev(Min) | Resp. | QIon | QRatio | Lower | Upper |
|------------------|---------|------|----------|-------|-------|--------|-------|-------|
| Hexachloroethane | 23.5304 | 5.62 | 0.07 | 77877 | 201.0 | | 54.1 | 100.4 |
| | | | | | 199.0 | | 35.4 | 65.7 |



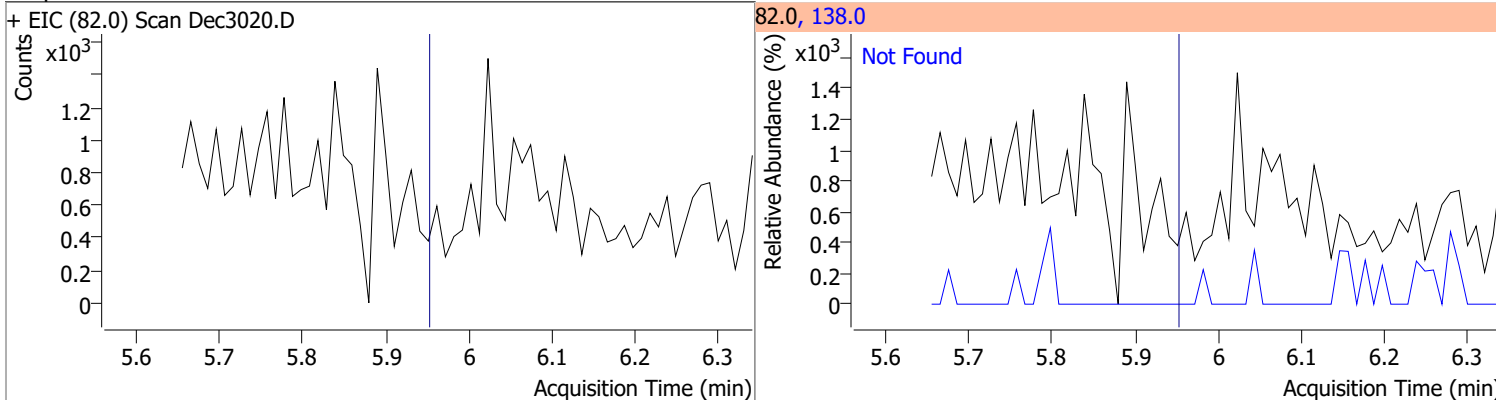
| Compound | Conc. | Exp RT | QIon | Exp Ratio | QIon | Exp Ratio |
|-----------------|-------|--------|------|-----------|-------|-----------|
| Nitrobenzene-d5 | N.D. | 5.62 | 54.0 | 96.4 | 128.0 | 47.4 |



| Compound | Conc. | Exp RT | QIon | Exp Ratio | QIon | Exp Ratio |
|--------------|-------|--------|------|-----------|------|-----------|
| Nitrobenzene | N.D. | 5.64 | 77.0 | 211.4 | 51.0 | 210.3 |

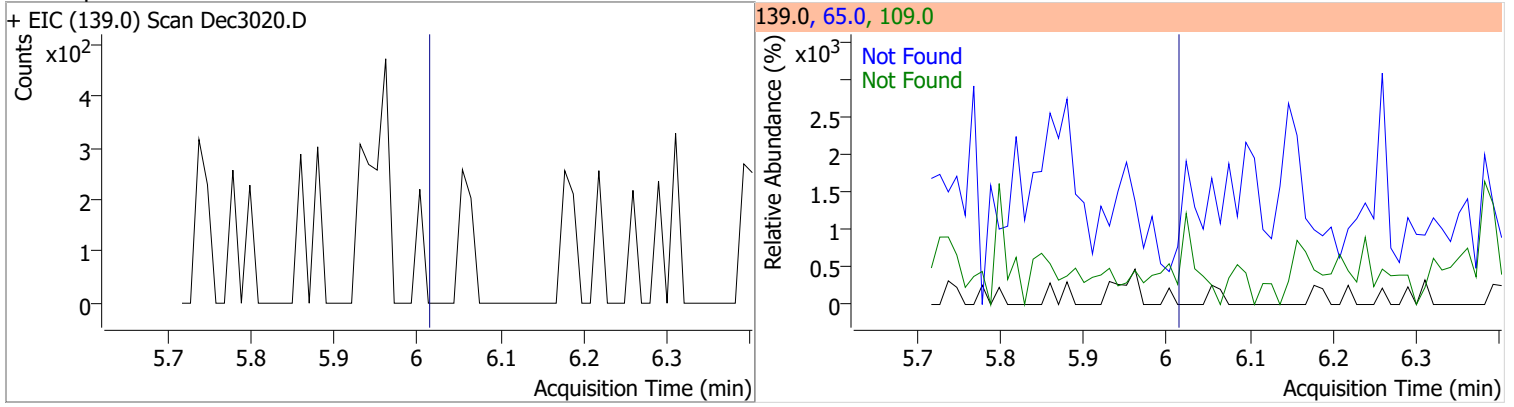


| Compound | Conc. | Exp RT | QIon | Exp Ratio |
|------------|-------|--------|-------|-----------|
| Isophorone | N.D. | 5.95 | 138.0 | 19.1 |

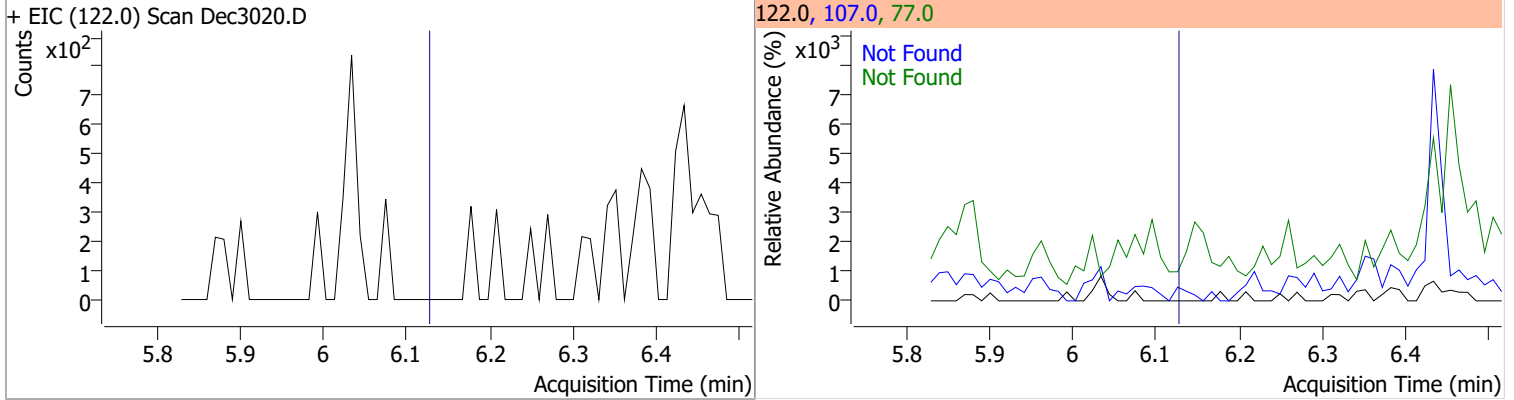


Quantitation Results Report (QT Reviewed)

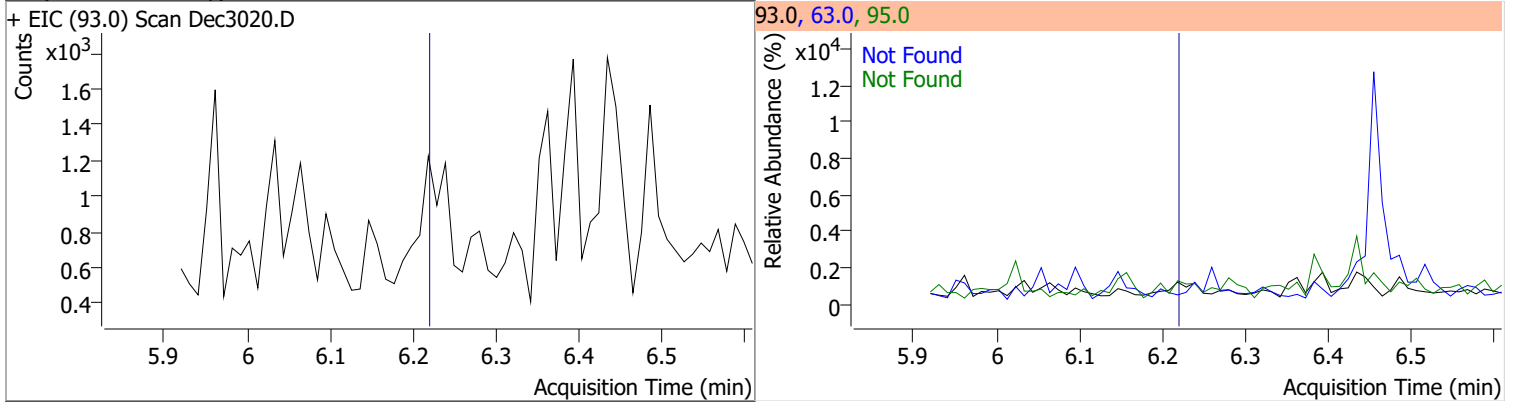
| Compound | Conc. | Exp RT | QIon | Exp Ratio | QIon | Exp Ratio |
|---------------|-------|--------|------|-----------|-------|-----------|
| 2-Nitrophenol | N.D. | 6.01 | 65.0 | 57.4 | 109.0 | 32.8 |



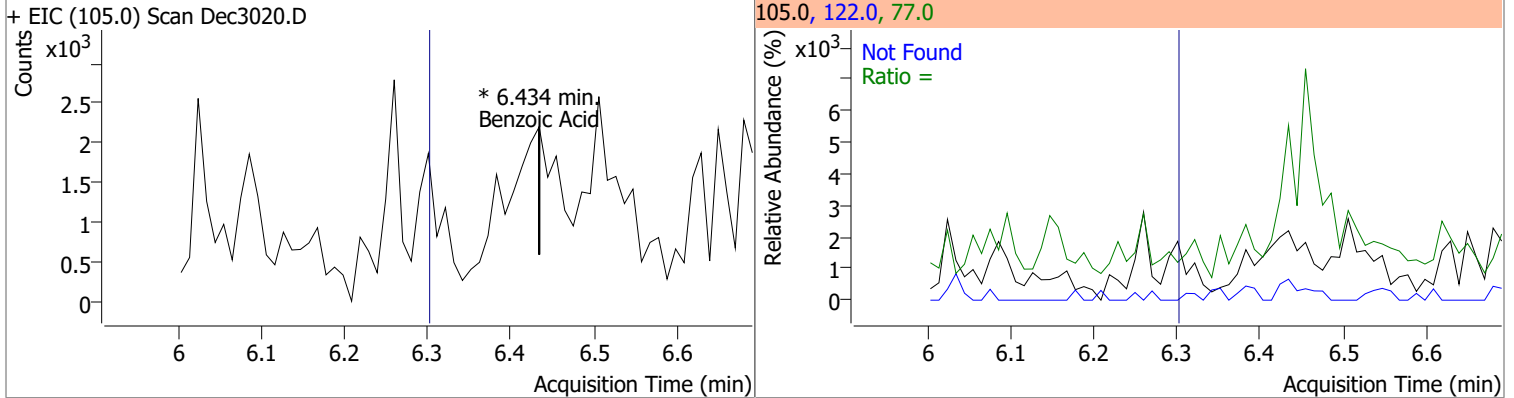
| Compound | Conc. | Exp RT | QIon | Exp Ratio | QIon | Exp Ratio |
|--------------------|-------|--------|-------|-----------|------|-----------|
| 2,4-Dimethylphenol | N.D. | 6.13 | 107.0 | 109.1 | 77.0 | 32.4 |



| Compound | Conc. | Exp RT | QIon | Exp Ratio | QIon | Exp Ratio |
|-----------------------------|-------|--------|------|-----------|------|-----------|
| bis(-2-Chloroethoxy)Methane | N.D. | 6.22 | 63.0 | 90.7 | 95.0 | 31.7 |

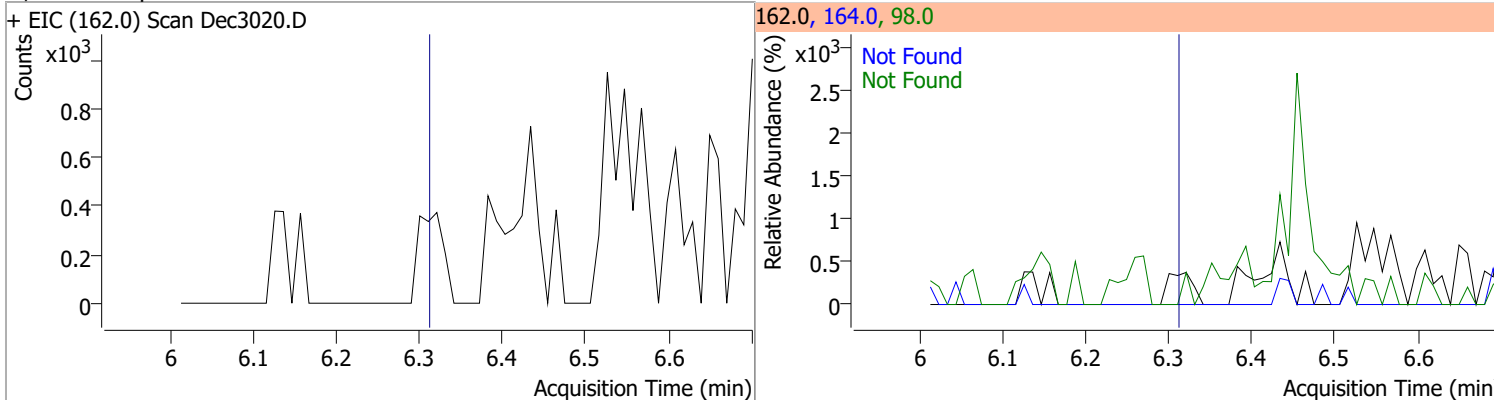


| Compound | Conc. | RT | Dev(Min) | Resp. | QIon | QRatio | Lower | Upper |
|--------------|-------|----|----------|-------|-------|--------|-------|-------|
| Benzoic Acid | | 0 | | 0 | 122.0 | | 61.1 | 113.6 |
| | | | | | 77.0 | | 51.2 | 95.0 |

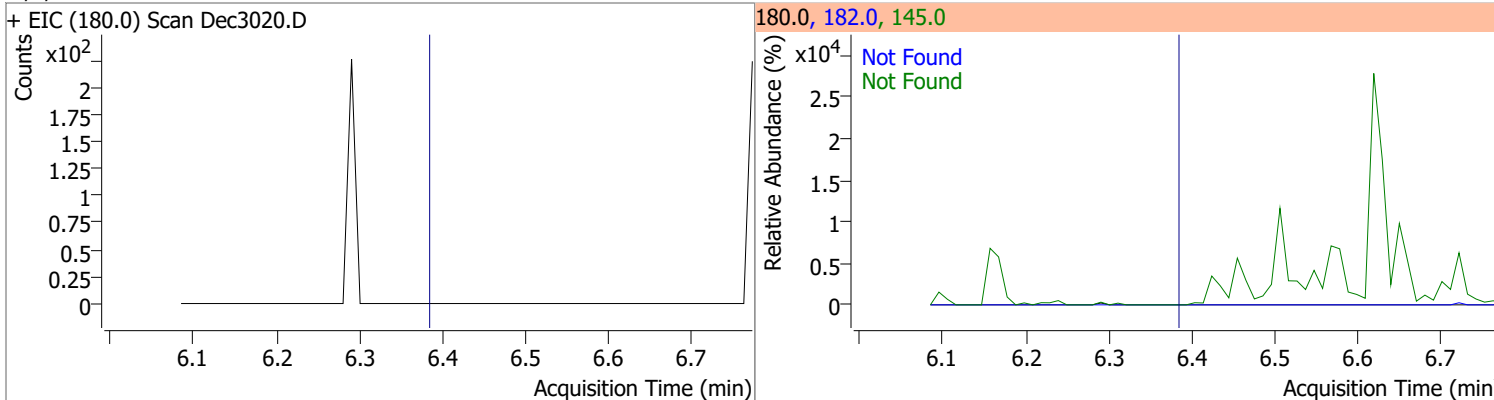


Quantitation Results Report (QT Reviewed)

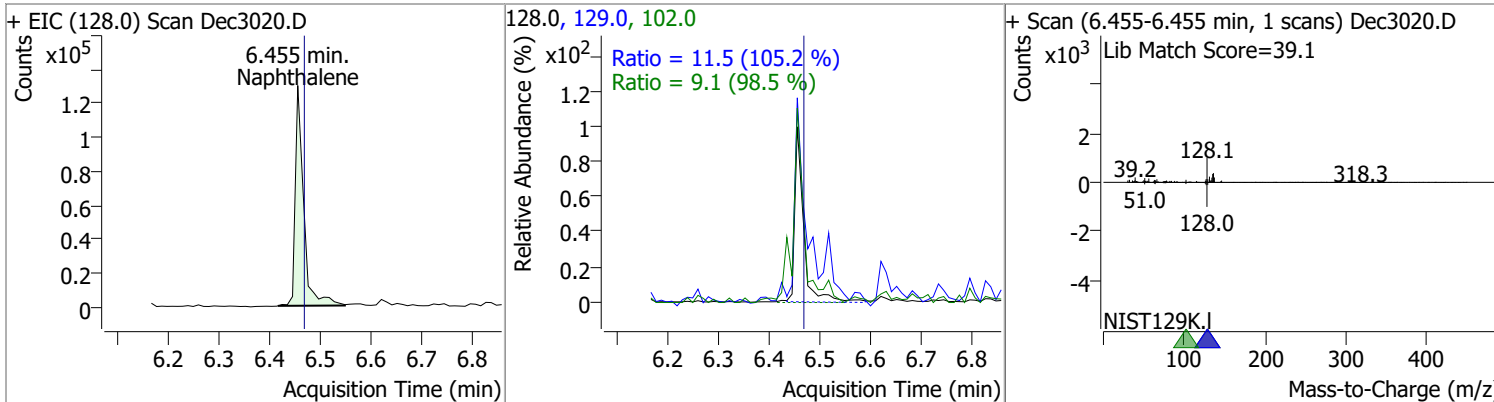
| Compound | Conc. | Exp RT | QIon | Exp Ratio | QIon | Exp Ratio |
|--------------------|-------|--------|-------|-----------|------|-----------|
| 2,4-Dichlorophenol | N.D. | 6.31 | 164.0 | 62.0 | 98.0 | 32.4 |



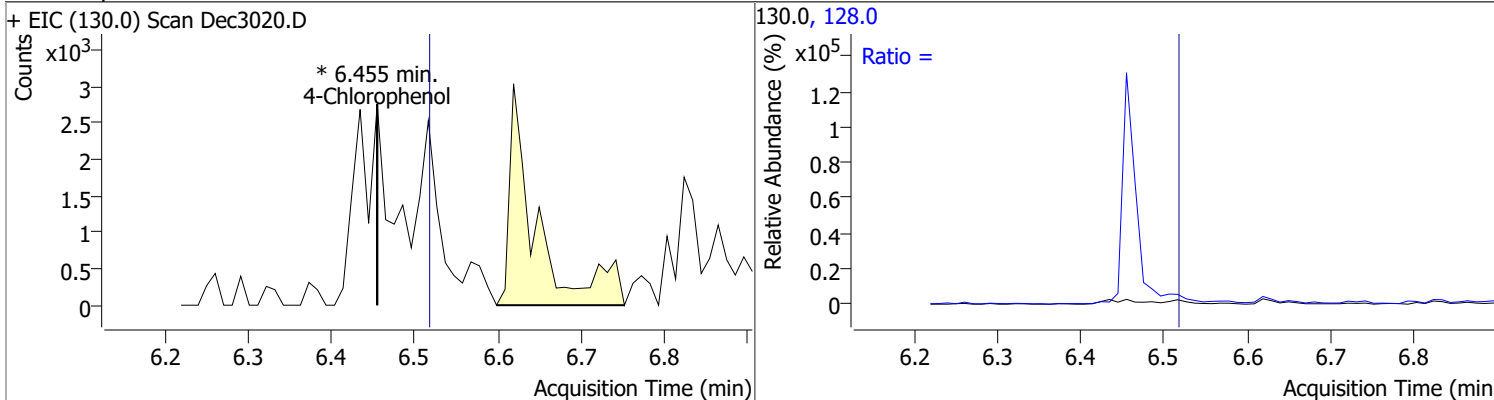
| Compound | Conc. | Exp RT | QIon | Exp Ratio | QIon | Exp Ratio |
|------------------------|-------|--------|-------|-----------|-------|-----------|
| 1,2,4-Trichlorobenzene | N.D. | 6.38 | 182.0 | 94.1 | 145.0 | 30.4 |



| Compound | Conc. | RT | Dev(Min) | Resp. | QIon | QRatio | Lower | Upper |
|-------------|--------|------|----------|--------|-------|--------|-------|-------|
| Naphthalene | 6.0692 | 6.45 | -0.01 | 148995 | 129.0 | 11.5 | 7.7 | 14.2 |
| | | | | | 102.0 | 9.1 | 6.5 | 12.1 |

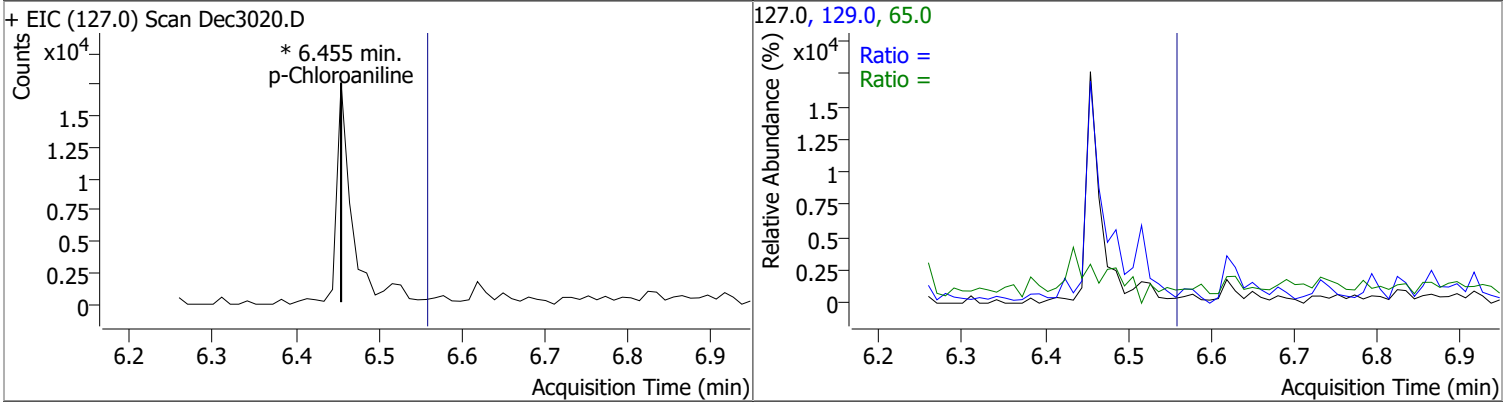


| Compound | Conc. | RT | Dev(Min) | Resp. | QIon | QRatio | Lower | Upper |
|----------------|-------|----|----------|-------|-------|--------|-------|-------|
| 4-Chlorophenol | | 0 | | 0 | 128.0 | | 216.8 | 402.6 |

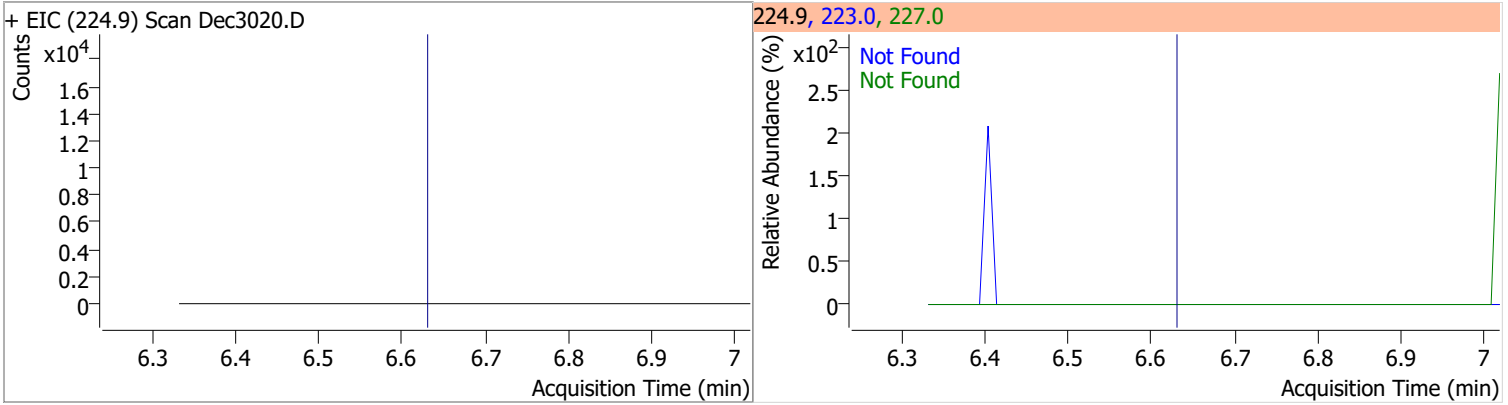


Quantitation Results Report (QT Reviewed)

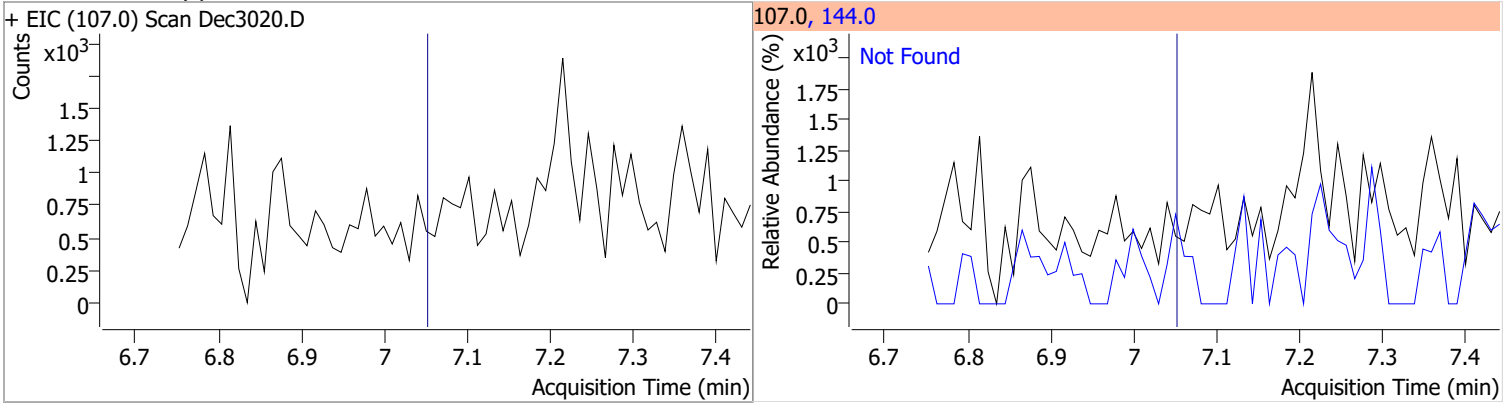
| Compound | Conc. | RT | Dev(Min) | Resp. | QIon | QRatio | Lower | Upper |
|-----------------|-------|----|----------|-------|-------|--------|-------|-------|
| p-Chloroaniline | 0 | 0 | | 0 | 65.0 | | 26.3 | 48.8 |
| | | | | | 129.0 | | 20.5 | 38.0 |



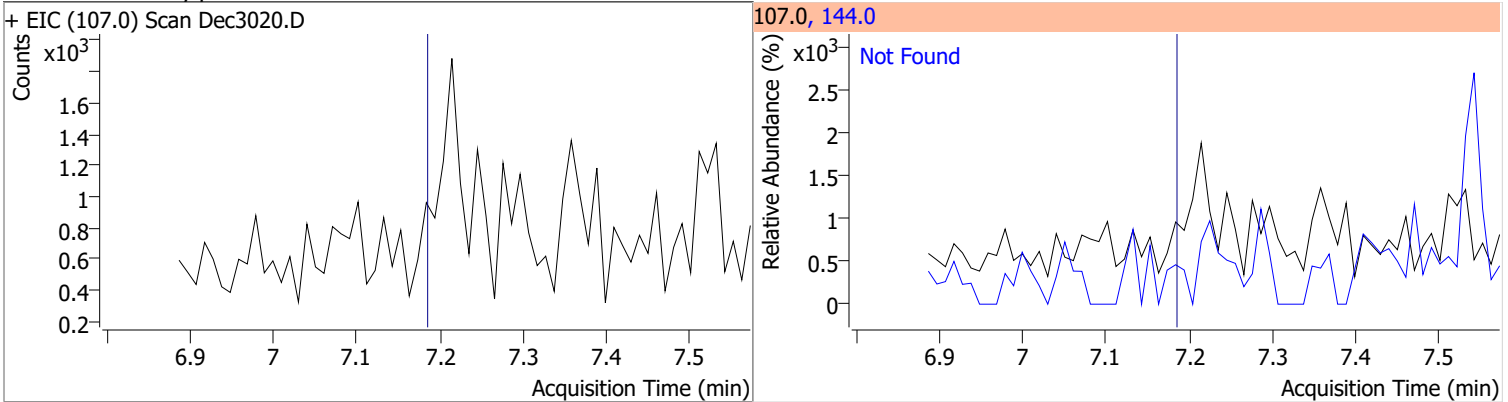
| Compound | Conc. | Exp RT | QIon | Exp Ratio | QIon | Exp Ratio |
|---------------------|-------|--------|-------|-----------|-------|-----------|
| Hexachlorobutadiene | N.D. | 6.63 | 227.0 | 66.6 | 223.0 | 60.8 |



| Compound | Conc. | Exp RT | QIon | Exp Ratio |
|-------------------------|-------|--------|-------|-----------|
| 4-Chloro-2-Methylphenol | N.D. | 7.05 | 144.0 | 26.6 |

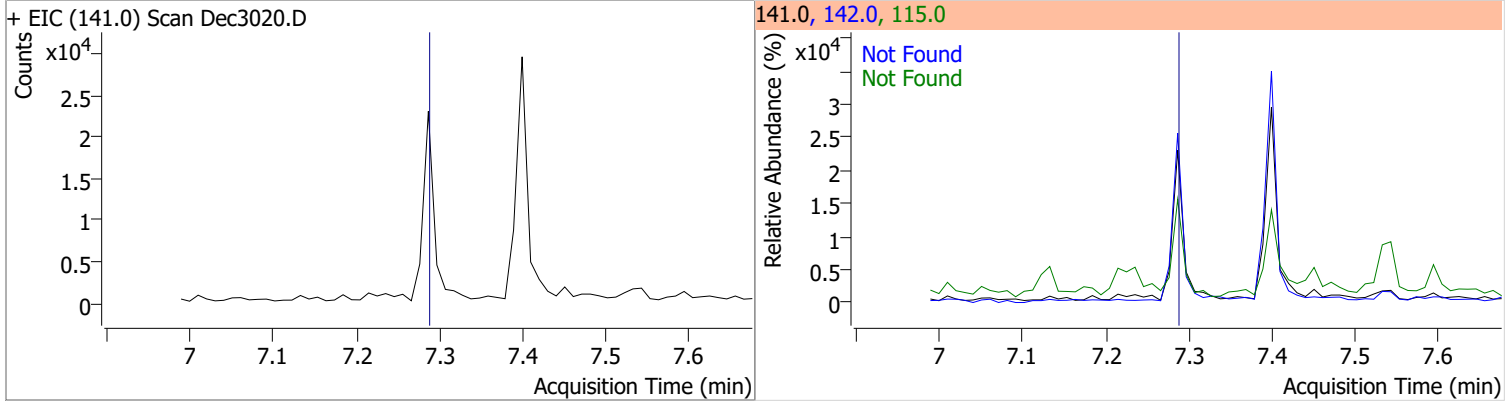


| Compound | Conc. | Exp RT | QIon | Exp Ratio |
|-------------------------|-------|--------|-------|-----------|
| 4-Chloro-3-Methylphenol | N.D. | 7.18 | 144.0 | 27.6 |

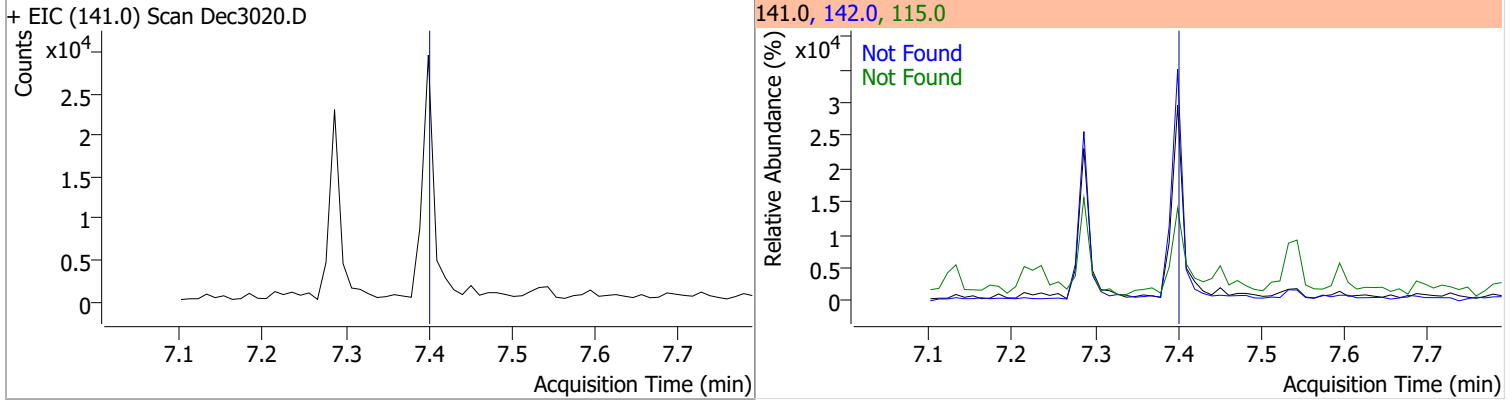


Quantitation Results Report (QT Reviewed)

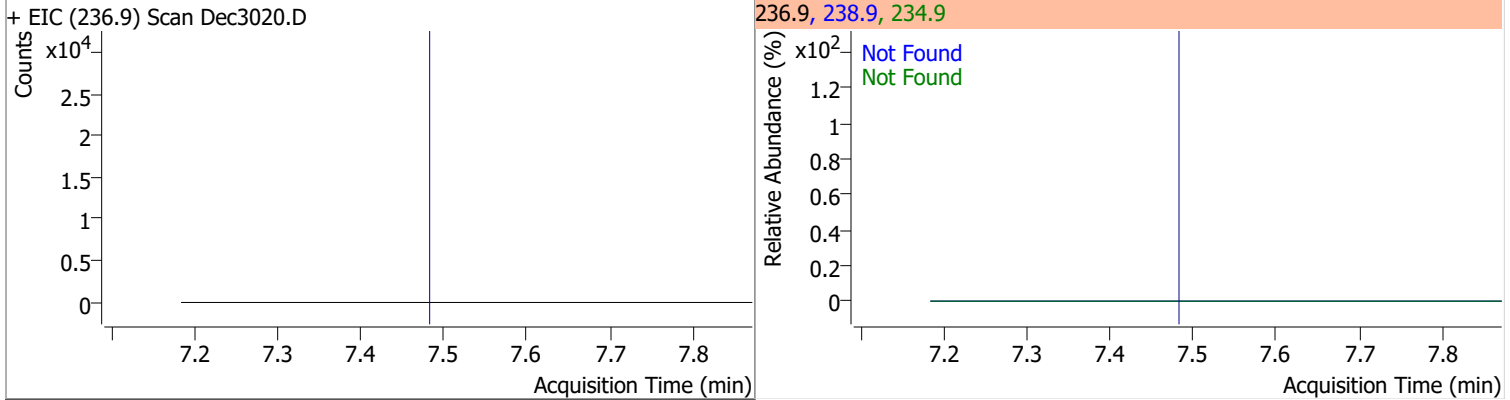
| Compound | Conc. | Exp RT | QIon | Exp Ratio | QIon | Exp Ratio |
|---------------------|-------|--------|-------|-----------|-------|-----------|
| 2-Methylnaphthalene | N.D. | 7.29 | 142.0 | 114.8 | 115.0 | 42.0 |



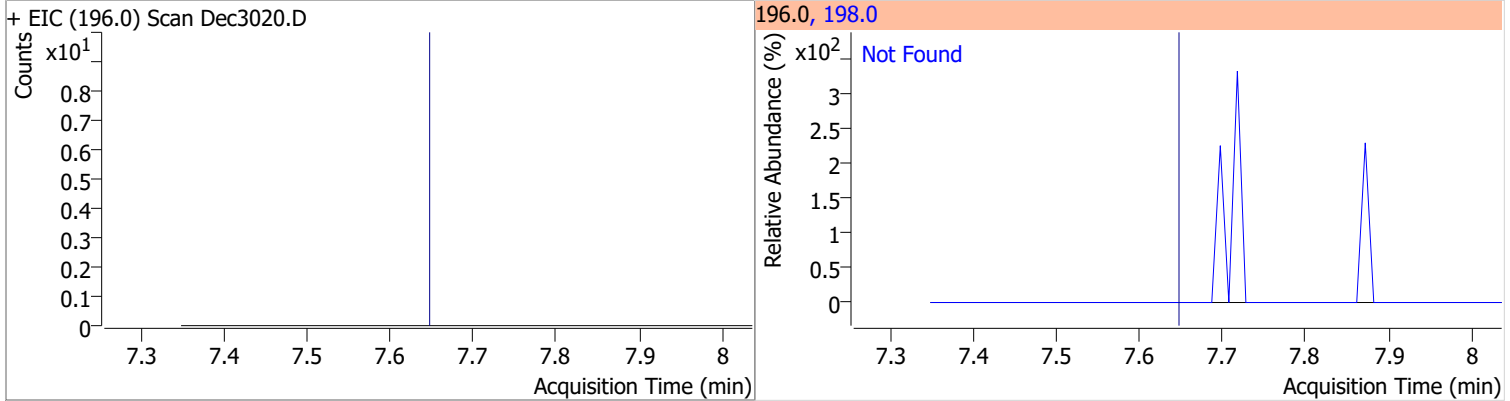
| Compound | Conc. | Exp RT | QIon | Exp Ratio | QIon | Exp Ratio |
|---------------------|-------|--------|-------|-----------|-------|-----------|
| 1-Methylnaphthalene | N.D. | 7.40 | 142.0 | 111.0 | 115.0 | 42.5 |



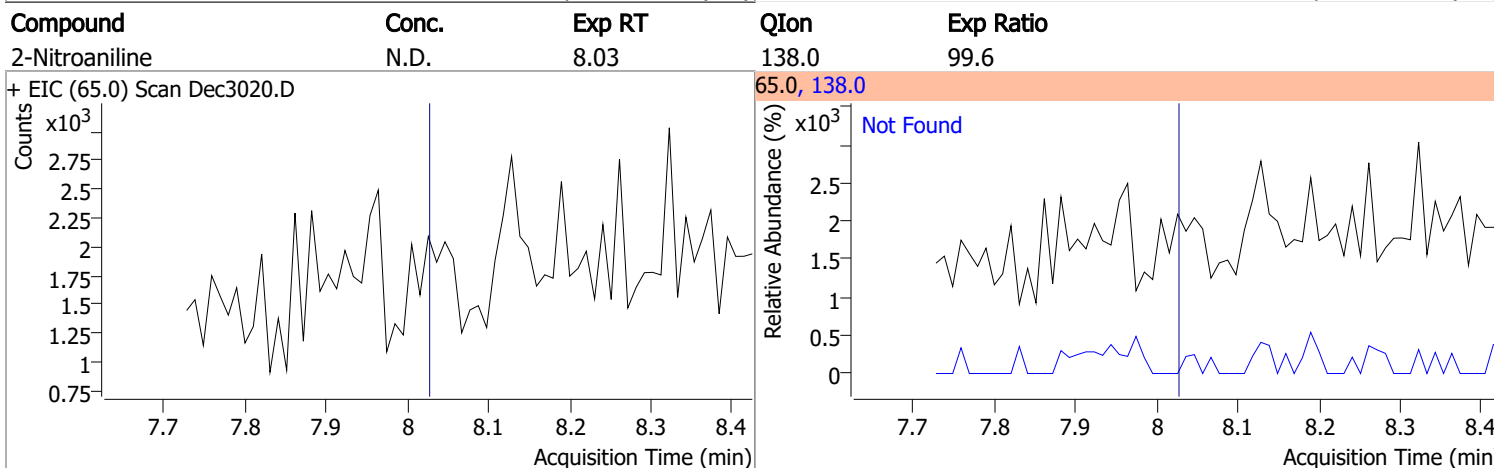
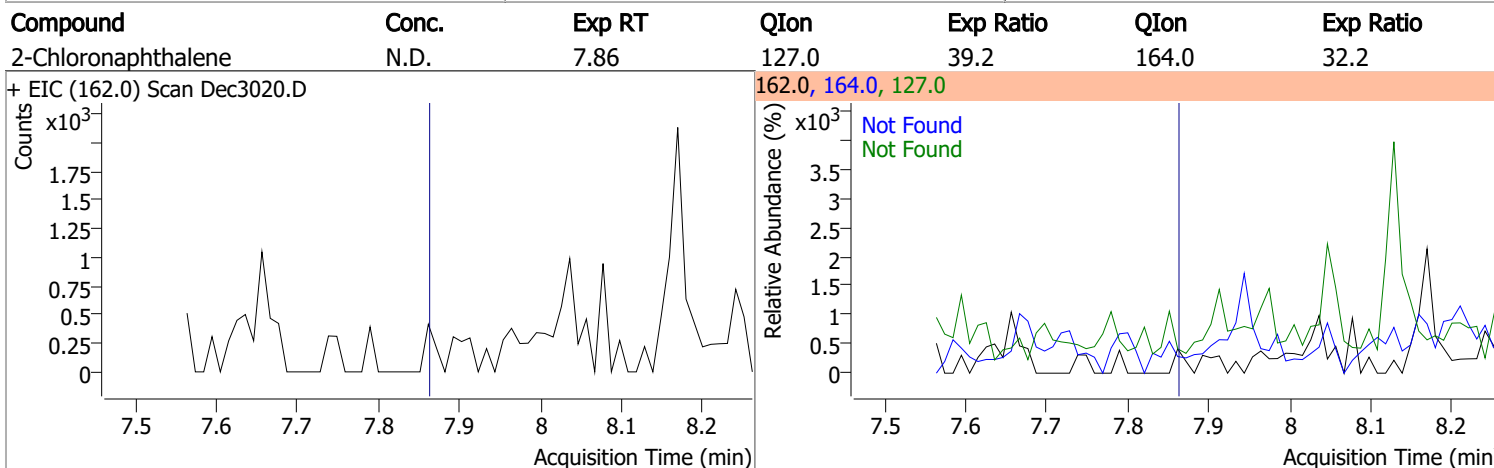
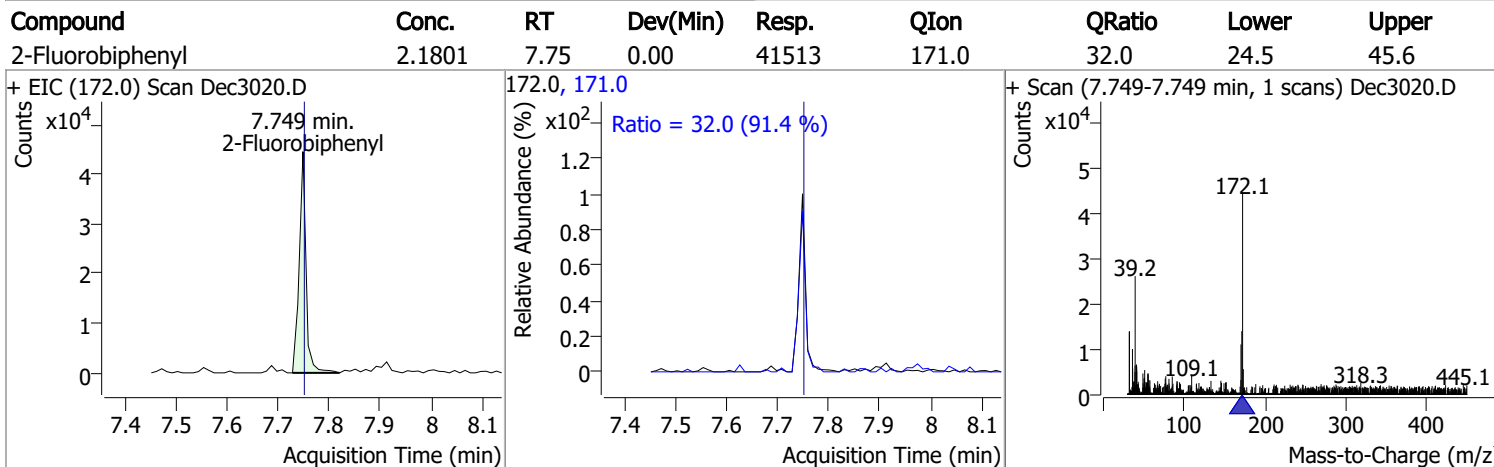
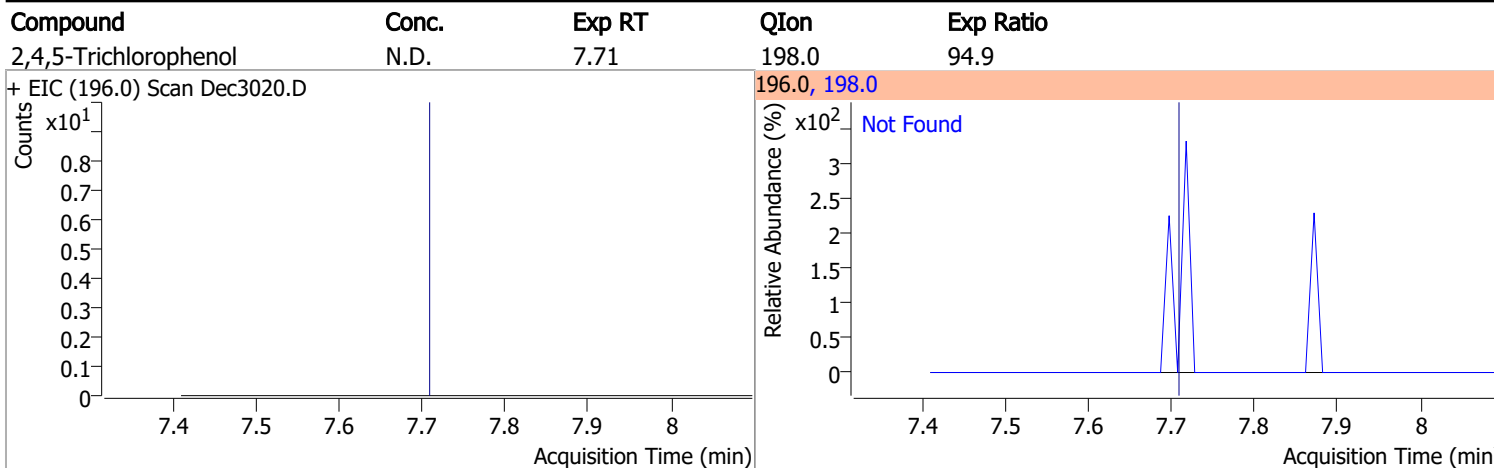
| Compound | Conc. | Exp RT | QIon | Exp Ratio | QIon | Exp Ratio |
|---------------------------|-------|--------|-------|-----------|-------|-----------|
| Hexachlorocyclopentadiene | N.D. | 7.48 | 234.9 | 64.7 | 238.9 | 64.1 |



| Compound | Conc. | Exp RT | QIon | Exp Ratio |
|-----------------------|-------|--------|-------|-----------|
| 2,4,6-Trichlorophenol | N.D. | 7.65 | 198.0 | 94.4 |

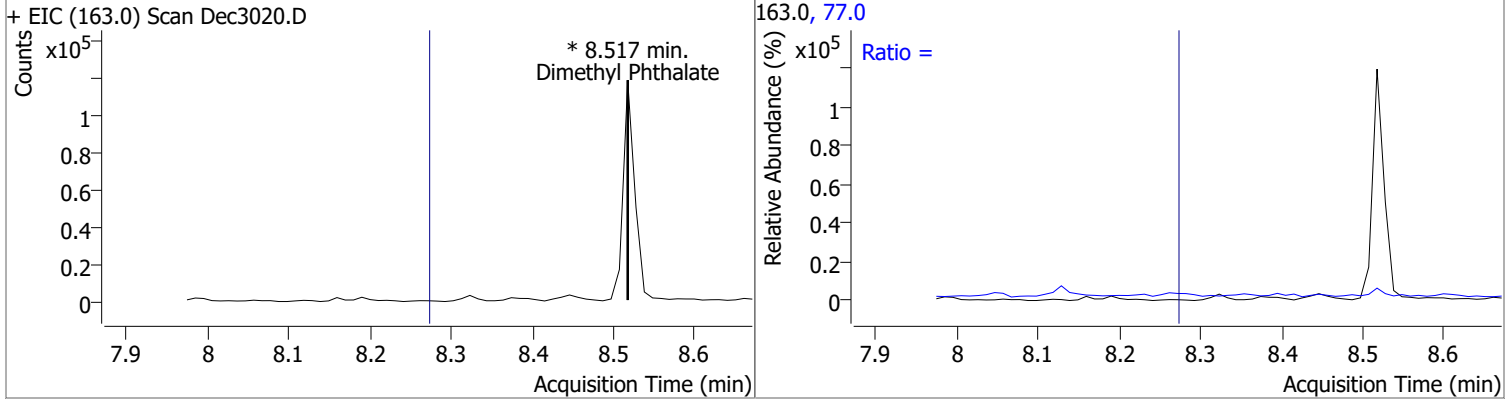


Quantitation Results Report (QT Reviewed)

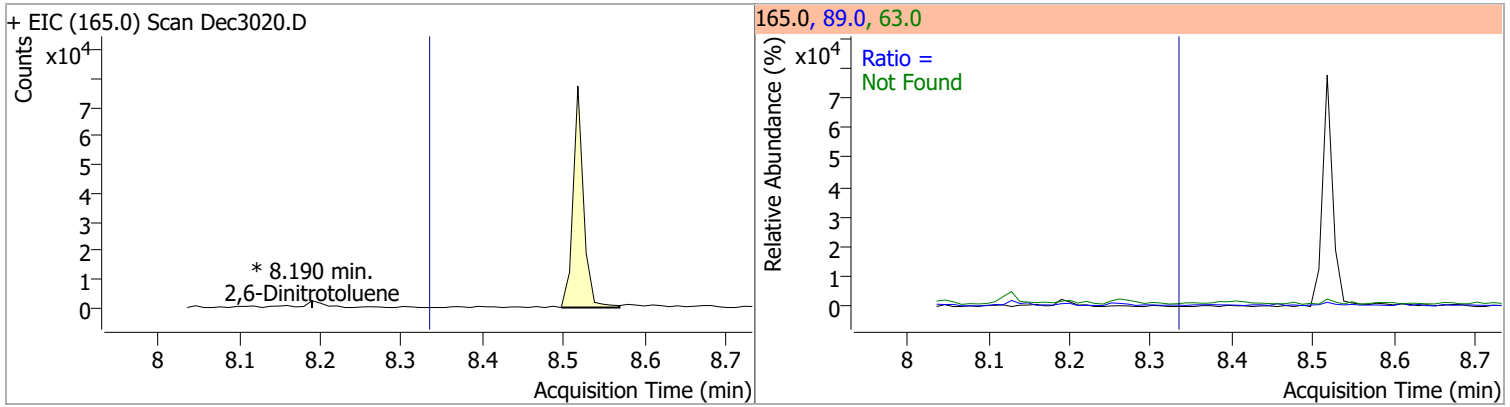


Quantitation Results Report (QT Reviewed)

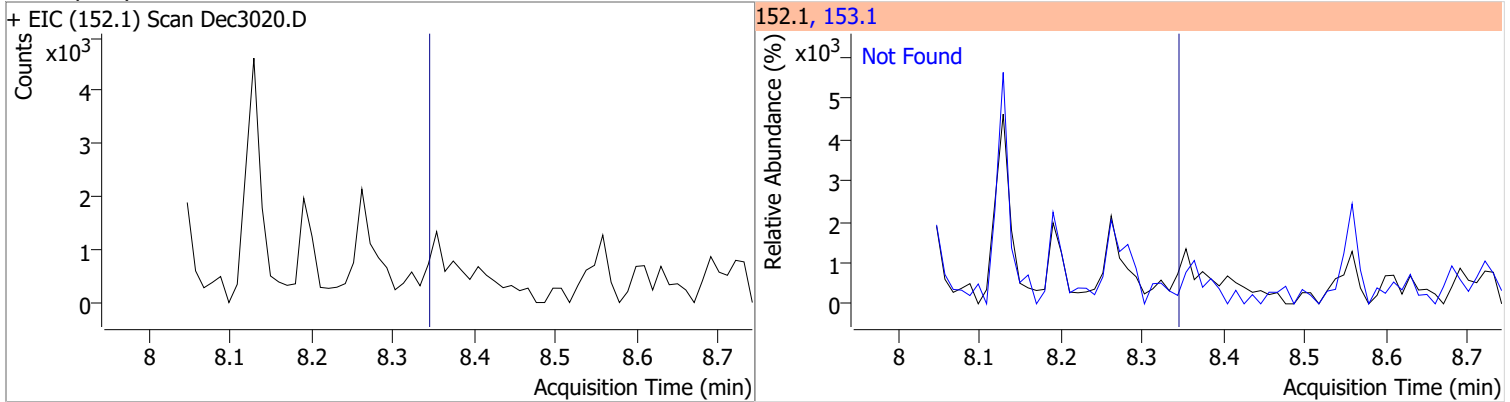
| Compound | Conc. | RT | Dev(Min) | Resp. | QIon | QRatio | Lower | Upper |
|--------------------|-------|----|----------|-------|------|--------|-------|-------|
| Dimethyl Phthalate | 0 | 0 | | 0 | 77.0 | | 15.1 | 28.0 |



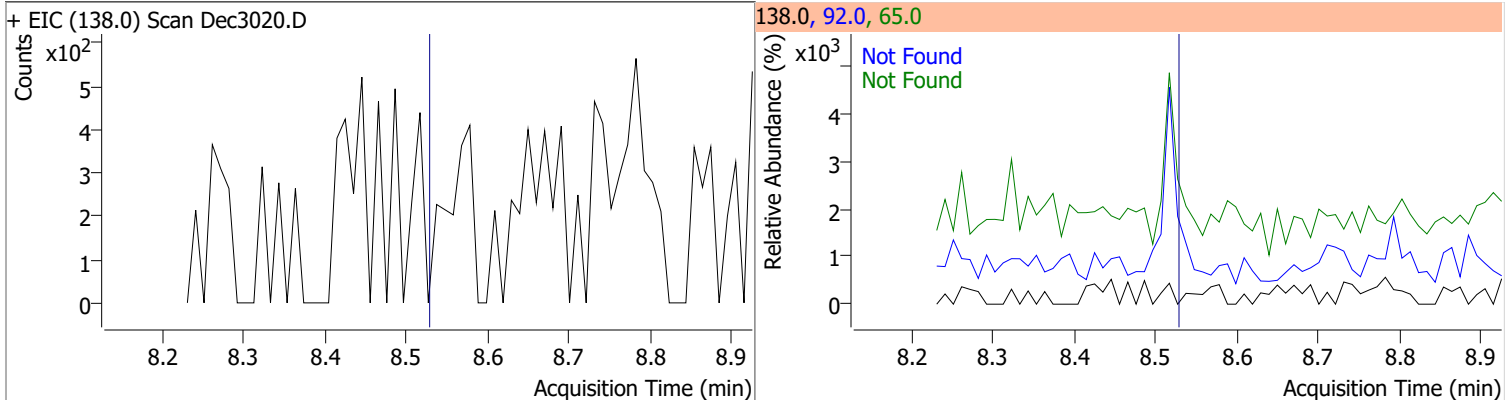
| Compound | Conc. | RT | Dev(Min) | Resp. | QIon | QRatio | Lower | Upper |
|--------------------|-------|----|----------|-------|--------------|--------|---------------|---------------|
| 2,6-Dinitrotoluene | 0 | 0 | | 0 | 63.0 89.0 | | 135.1 47.4 | 250.9 88.1 |



| Compound | Conc. | Exp RT | QIon | Exp Ratio |
|----------------|-------|--------|-------|-----------|
| Acenaphthylene | N.D. | 8.34 | 153.1 | 13.9 |

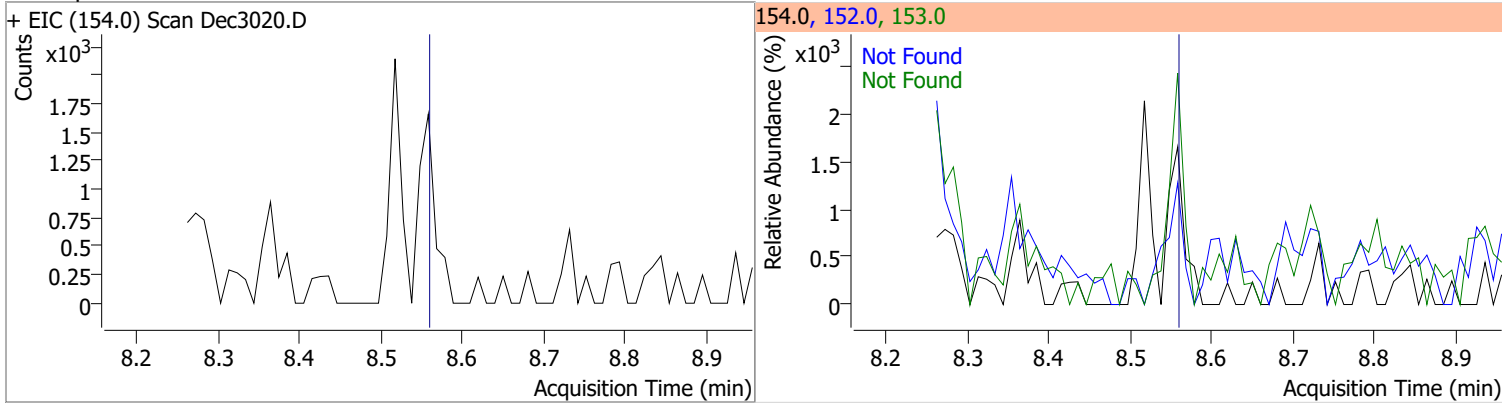


| Compound | Conc. | Exp RT | QIon | Exp Ratio | QIon | Exp Ratio |
|----------------|-------|--------|------|-----------|------|-----------|
| 3-Nitroaniline | N.D. | 8.53 | 65.0 | 157.8 | 92.0 | 118.6 |

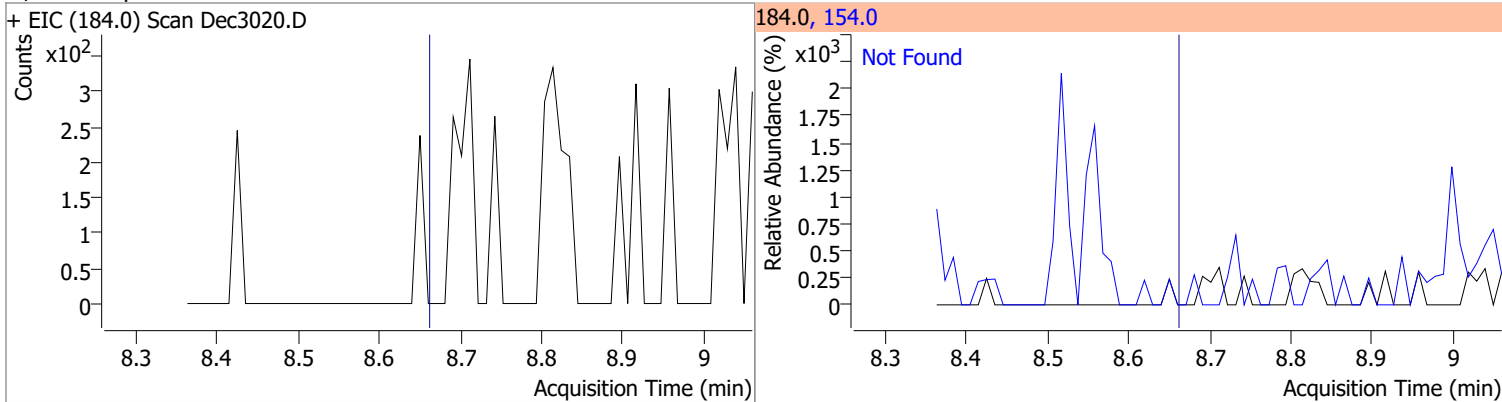


Quantitation Results Report (QT Reviewed)

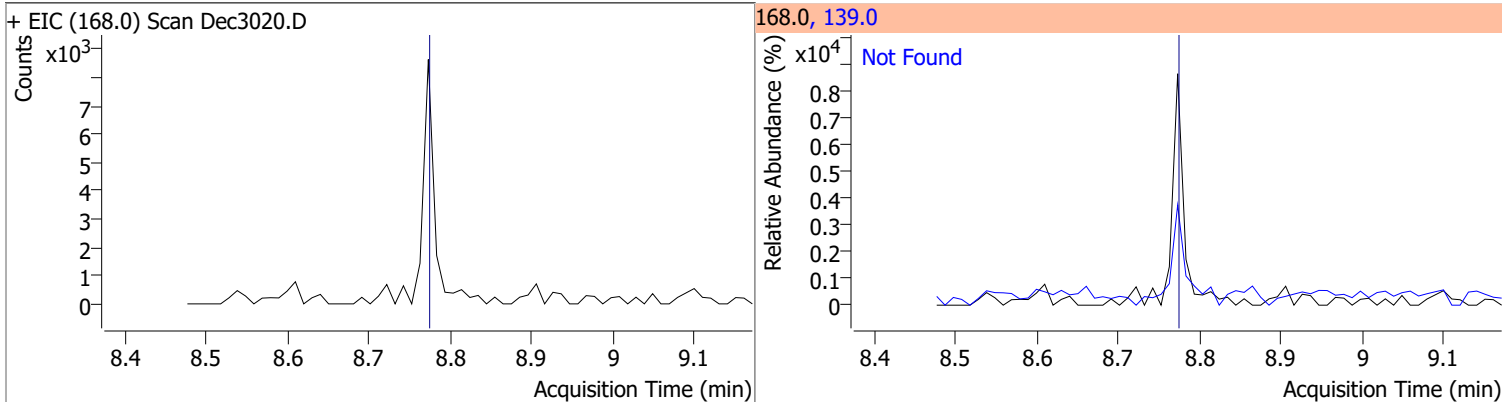
| Compound | Conc. | Exp RT | QIon | Exp Ratio | QIon | Exp Ratio |
|--------------|-------|--------|-------|-----------|-------|-----------|
| Acenaphthene | N.D. | 8.56 | 153.0 | 109.6 | 152.0 | 52.7 |



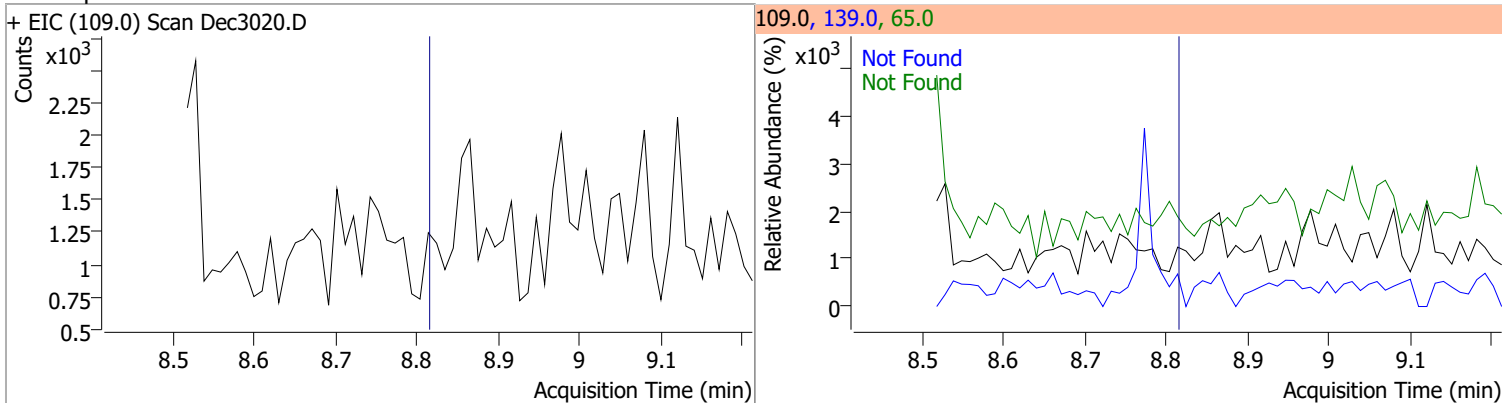
| Compound | Conc. | Exp RT | QIon | Exp Ratio |
|-------------------|-------|--------|-------|-----------|
| 2,4-Dinitrophenol | N.D. | 8.66 | 154.0 | 55.5 |



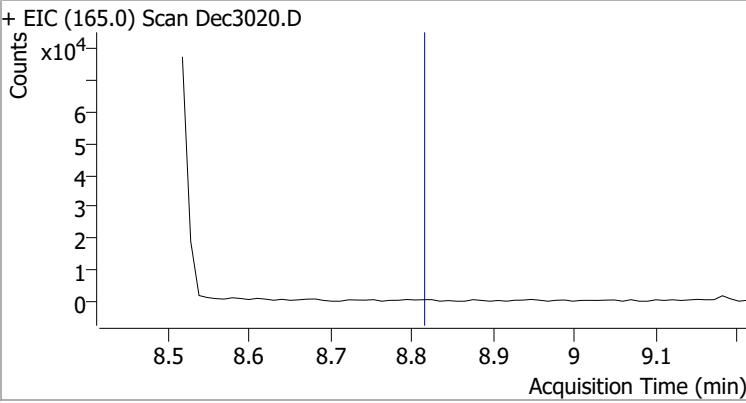
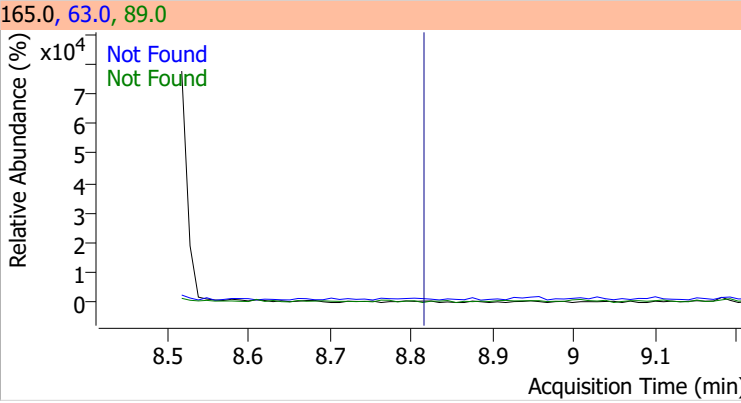
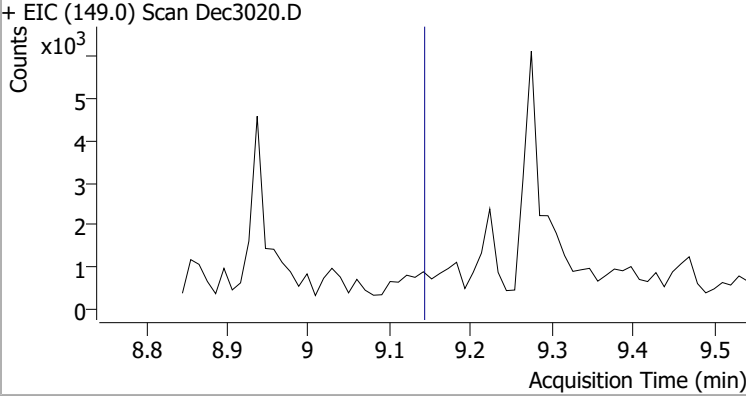
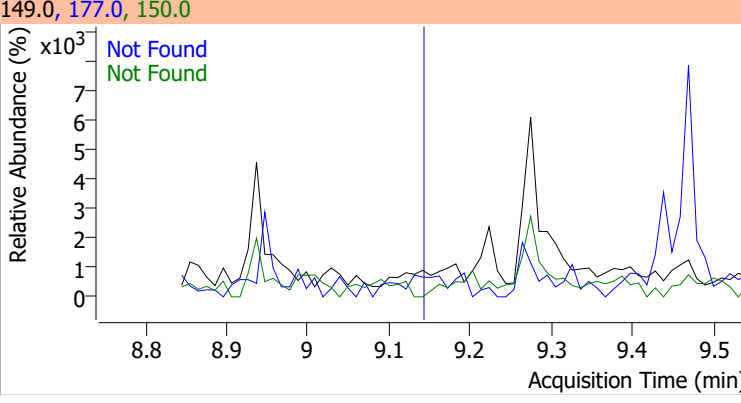
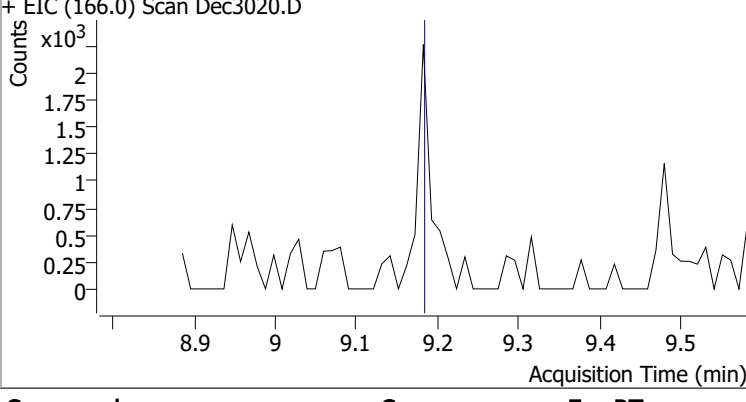
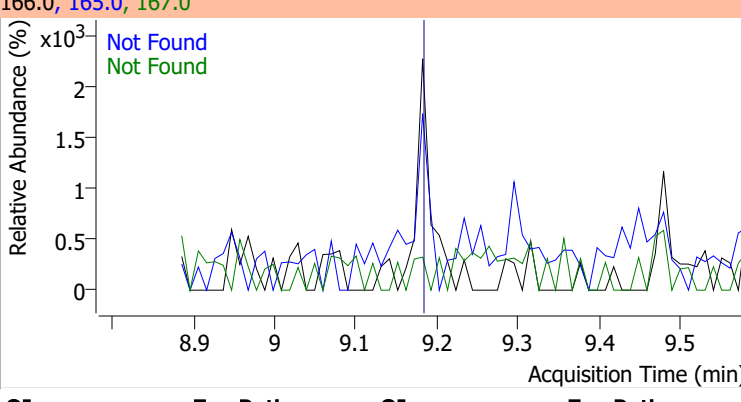
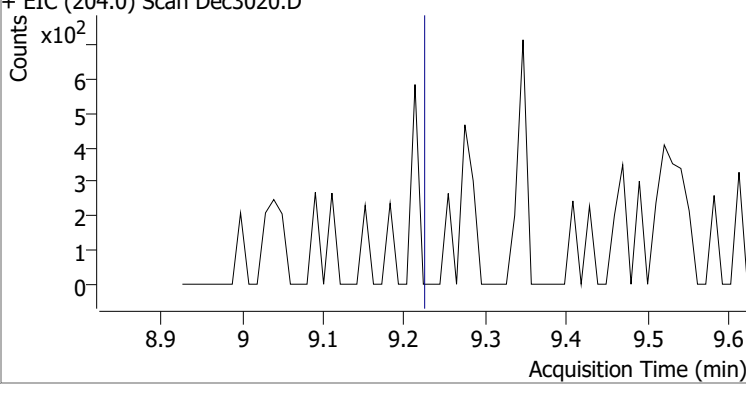
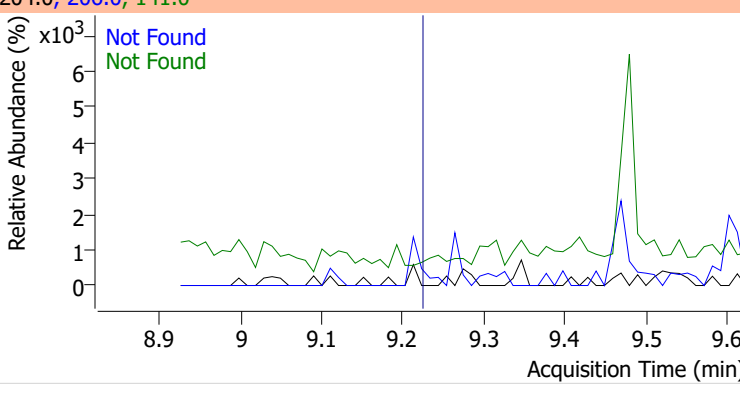
| Compound | Conc. | Exp RT | QIon | Exp Ratio |
|--------------|-------|--------|-------|-----------|
| Dibenzofuran | N.D. | 8.77 | 139.0 | 38.2 |



| Compound | Conc. | Exp RT | QIon | Exp Ratio | QIon | Exp Ratio |
|---------------|-------|--------|------|-----------|-------|-----------|
| 4-Nitrophenol | N.D. | 8.81 | 65.0 | 85.8 | 139.0 | 70.9 |

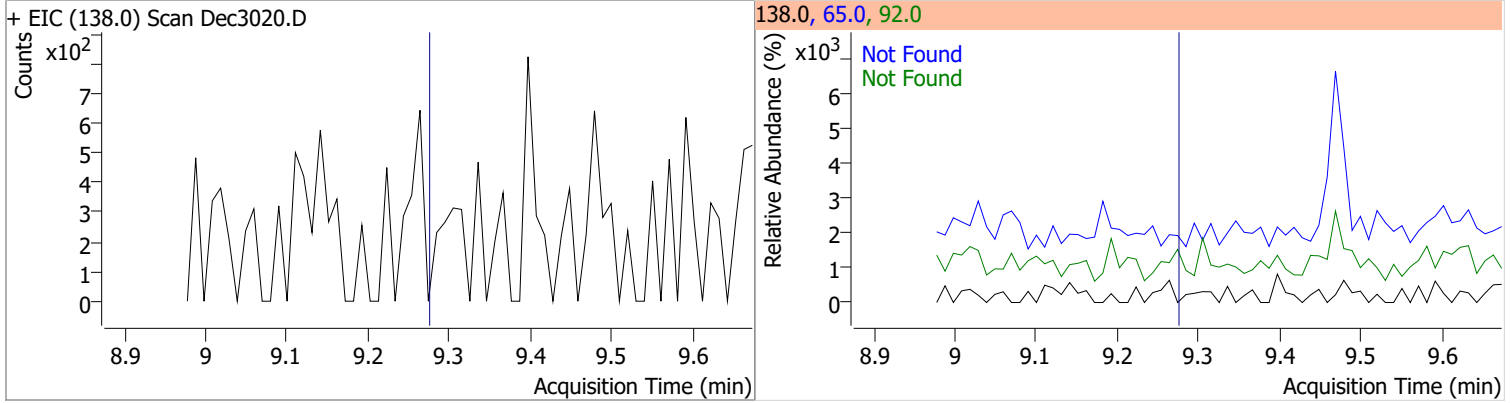


Quantitation Results Report (QT Reviewed)

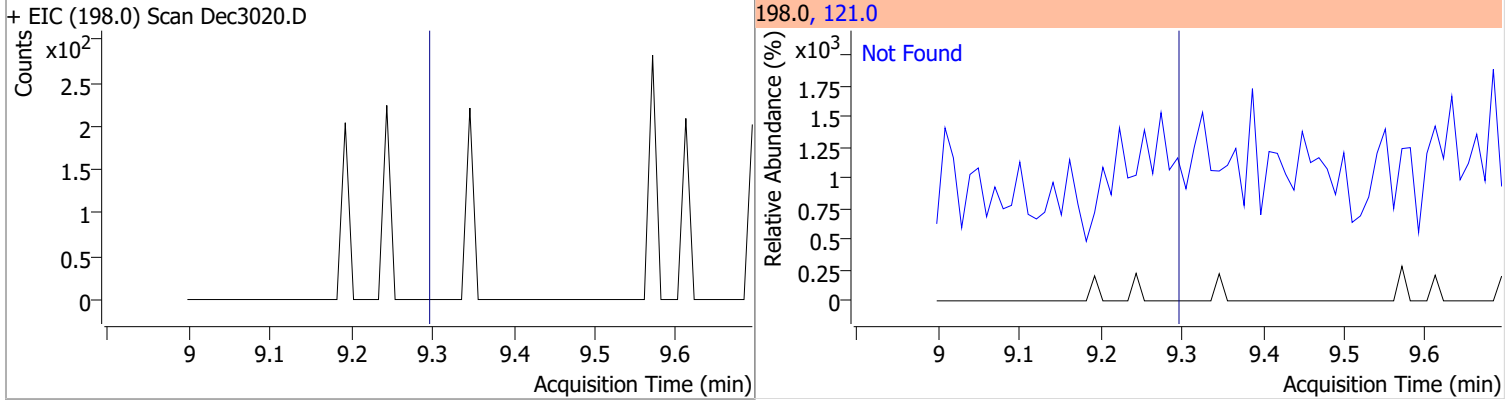
| Compound | Conc. | Exp RT | QIon | Exp Ratio | QIon | Exp Ratio |
|--|-------|--------|--|-----------|-------|-----------|
| 2,4-Dinitrotoluene | N.D. | 8.81 | 63.0 | 89.4 | 89.0 | 79.1 |
| + EIC (165.0) Scan Dec3020.D | | | 165.0, 63.0, 89.0 | | | |
|  | | |  | | | |
| Diethylphthalate | N.D. | 9.14 | 177.0 | 19.4 | 150.0 | 12.3 |
| + EIC (149.0) Scan Dec3020.D | | | 149.0, 177.0, 150.0 | | | |
|  | | |  | | | |
| Fluorene | N.D. | 9.18 | 165.0 | 88.8 | 167.0 | 12.9 |
| + EIC (166.0) Scan Dec3020.D | | | 166.0, 165.0, 167.0 | | | |
|  | | |  | | | |
| 4-Chlorophenyl-phenylether | N.D. | 9.22 | 141.0 | 65.7 | 206.0 | 32.4 |
| + EIC (204.0) Scan Dec3020.D | | | 204.0, 206.0, 141.0 | | | |
|  | | |  | | | |

Quantitation Results Report (QT Reviewed)

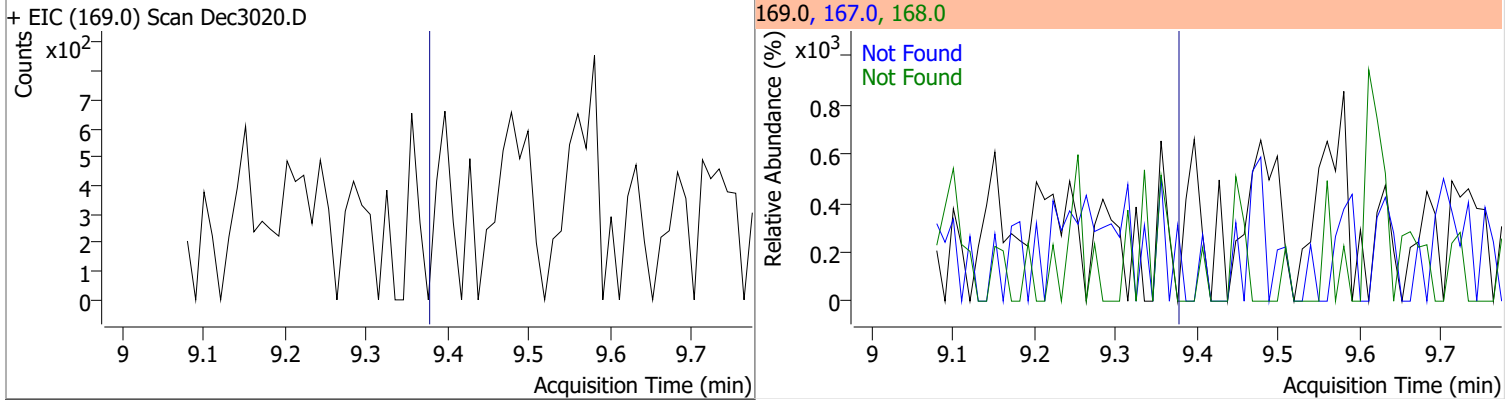
| Compound | Conc. | Exp RT | QIon | Exp Ratio | QIon | Exp Ratio |
|----------------|-------|--------|------|-----------|------|-----------|
| 4-Nitroaniline | N.D. | 9.27 | 65.0 | 131.3 | 92.0 | 49.5 |



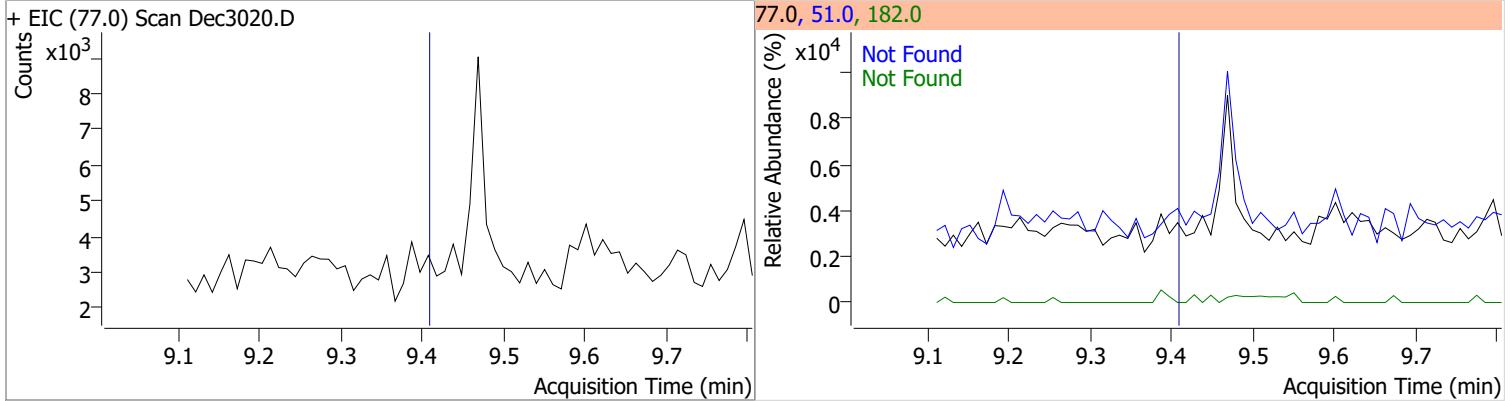
| Compound | Conc. | Exp RT | QIon | Exp Ratio |
|----------------------------|-------|--------|-------|-----------|
| 4,6-Dinitro-2-methylphenol | N.D. | 9.29 | 121.0 | 52.9 |



| Compound | Conc. | Exp RT | QIon | Exp Ratio | QIon | Exp Ratio |
|------------------------|-------|--------|-------|-----------|-------|-----------|
| N-nitrosodiphenylamine | N.D. | 9.38 | 168.0 | 66.6 | 167.0 | 35.0 |

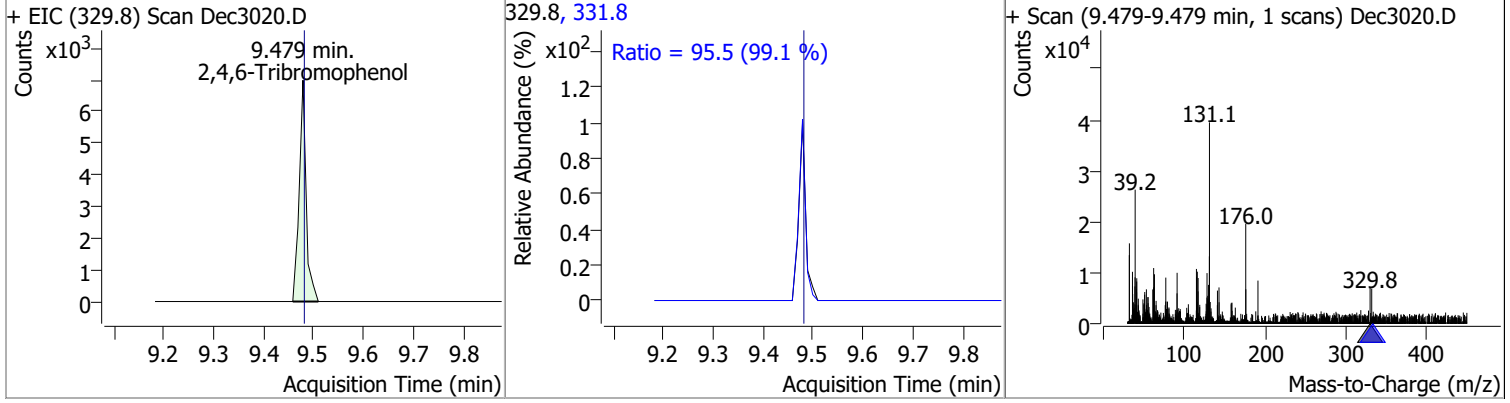


| Compound | Conc. | Exp RT | QIon | Exp Ratio | QIon | Exp Ratio |
|------------|-------|--------|------|-----------|-------|-----------|
| Azobenzene | N.D. | 9.41 | 51.0 | 49.7 | 182.0 | 23.1 |

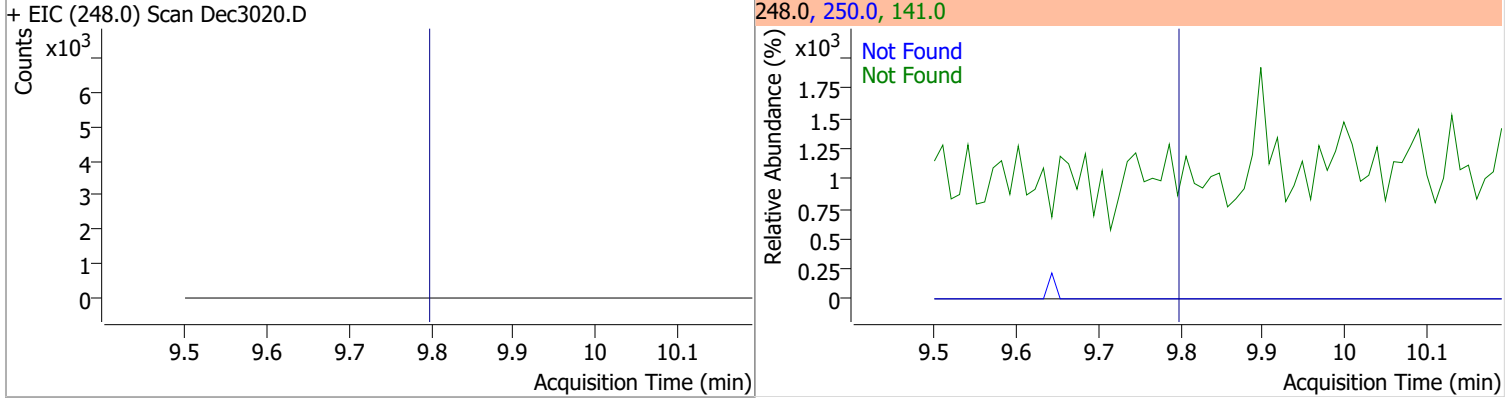


Quantitation Results Report (QT Reviewed)

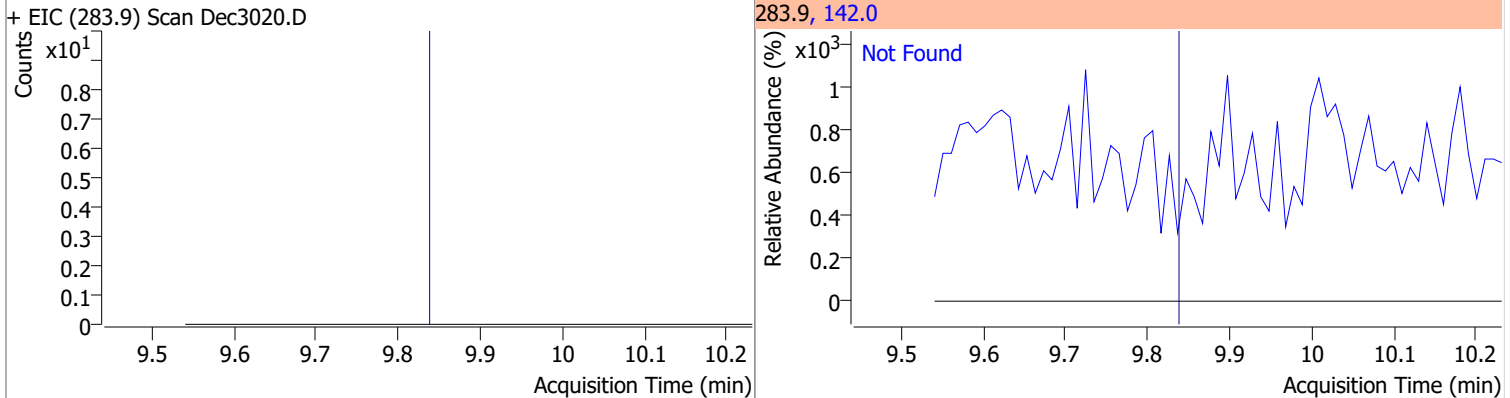
| Compound | Conc. | RT | Dev(Min) | Resp. | QIon | QRatio | Lower | Upper |
|----------------------|--------|------|----------|-------|-------|--------|-------|-------|
| 2,4,6-Tribromophenol | 9.1343 | 9.48 | 0.00 | 6784 | 331.8 | 95.5 | 67.5 | 125.3 |



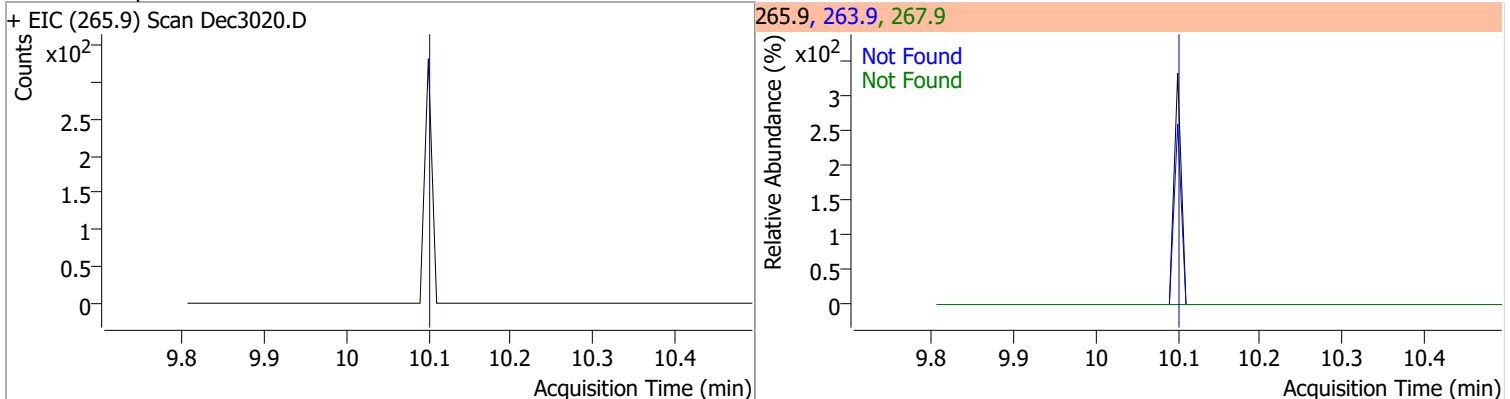
| Compound | Conc. | Exp RT | QIon | Exp Ratio | QIon | Exp Ratio |
|---------------------------|-------|--------|-------|-----------|-------|-----------|
| 4-Bromophenyl-phenylether | N.D. | 9.80 | 141.0 | 109.8 | 250.0 | 97.9 |



| Compound | Conc. | Exp RT | QIon | Exp Ratio | QIon | Exp Ratio |
|-------------------|-------|--------|-------|-----------|------|-----------|
| Hexachlorobenzene | N.D. | 9.84 | 142.0 | 64.6 | | |

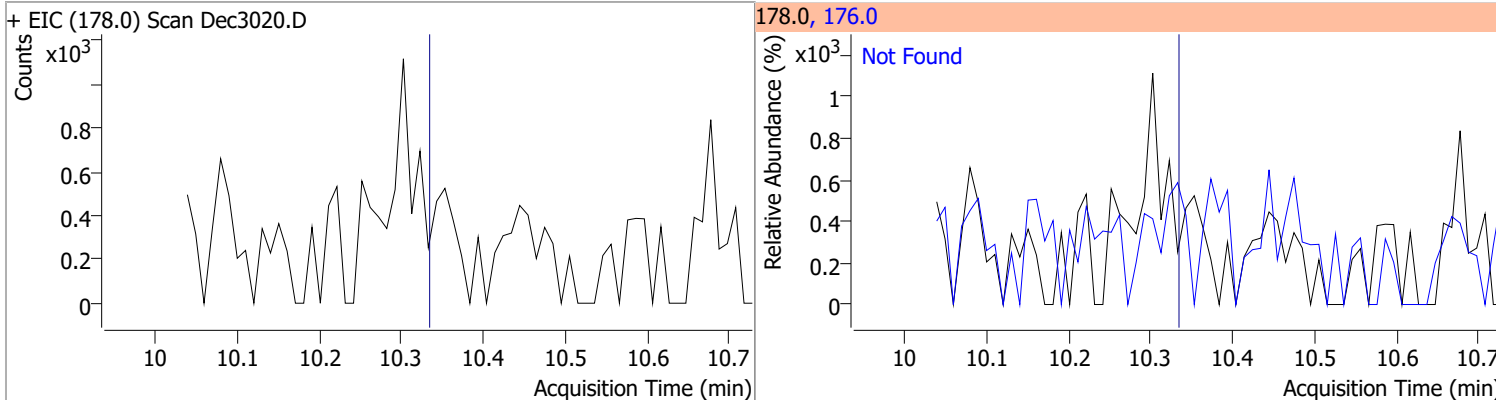


| Compound | Conc. | Exp RT | QIon | Exp Ratio | QIon | Exp Ratio |
|-------------------|-------|--------|-------|-----------|-------|-----------|
| Pentachlorophenol | N.D. | 10.10 | 263.9 | 62.0 | 267.9 | 61.9 |

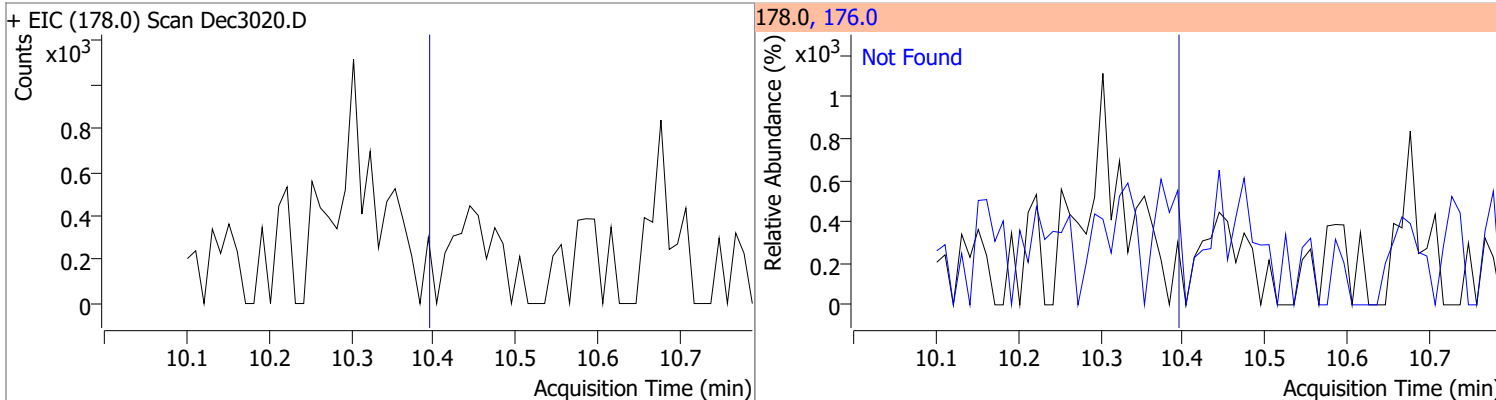


Quantitation Results Report (QT Reviewed)

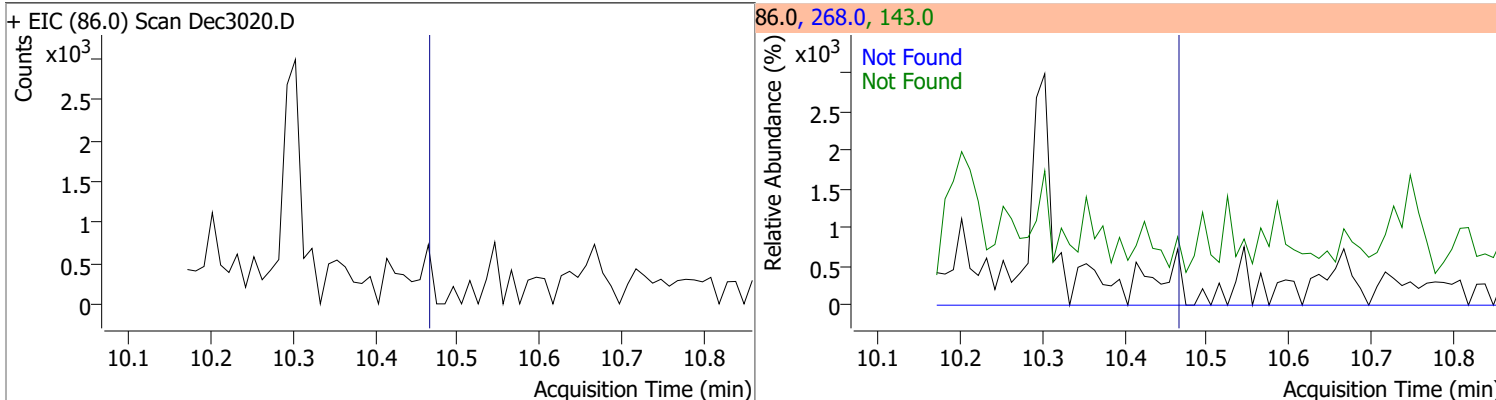
| Compound | Conc. | Exp RT | QIon | Exp Ratio |
|--------------|-------|--------|-------|-----------|
| Phenanthrene | N.D. | 10.33 | 176.0 | 19.7 |



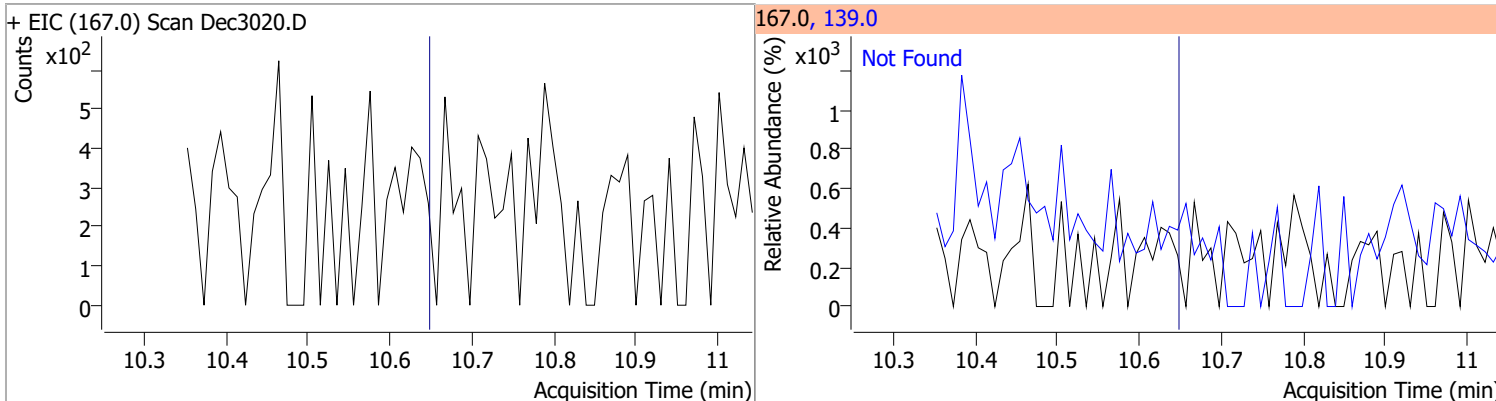
| Compound | Conc. | Exp RT | QIon | Exp Ratio |
|------------|-------|--------|-------|-----------|
| Anthracene | N.D. | 10.39 | 176.0 | 18.3 |



| Compound | Conc. | Exp RT | QIon | Exp Ratio | QIon | Exp Ratio |
|-----------|-------|--------|-------|-----------|-------|-----------|
| Triallate | N.D. | 10.46 | 143.0 | 22.0 | 268.0 | 18.2 |

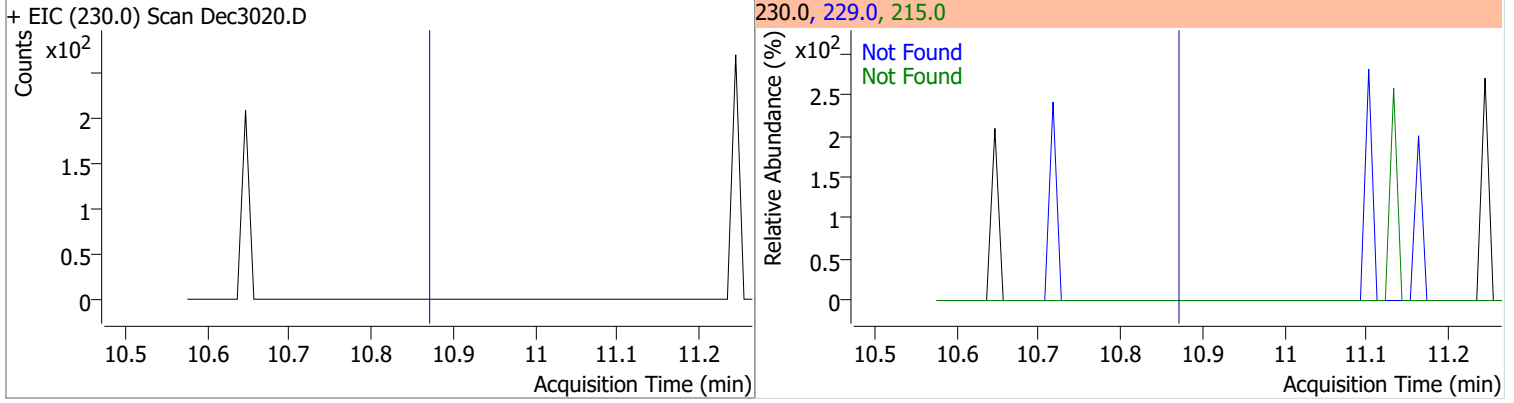


| Compound | Conc. | Exp RT | QIon | Exp Ratio |
|-----------|-------|--------|-------|-----------|
| Carbazole | N.D. | 10.65 | 139.0 | 13.0 |

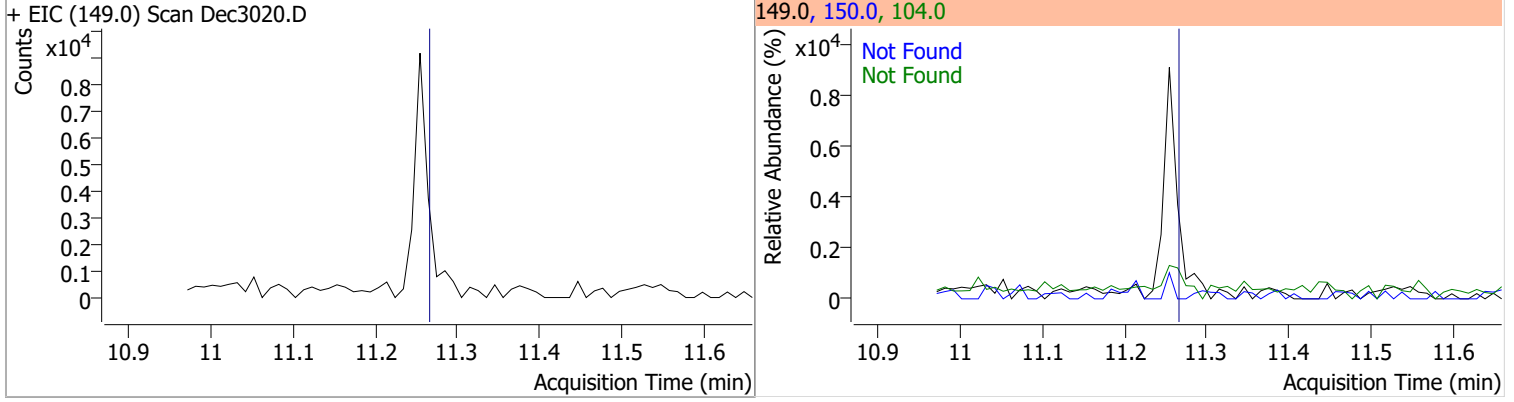


Quantitation Results Report (QT Reviewed)

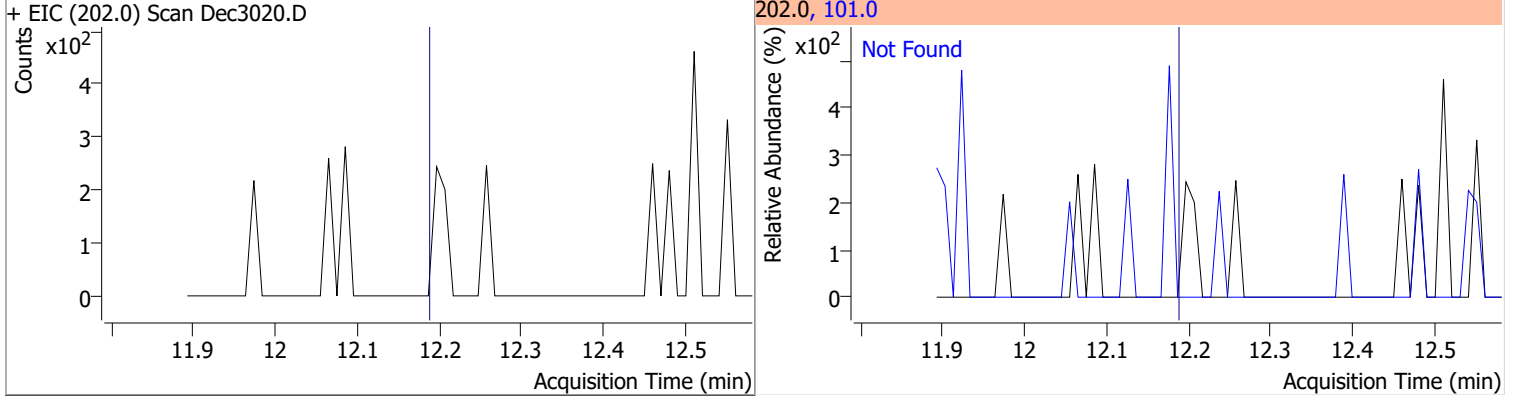
| Compound | Conc. | Exp RT | QIon | Exp Ratio | QIon | Exp Ratio |
|-------------|-------|--------|-------|-----------|-------|-----------|
| o-Terphenyl | N.D. | 10.87 | 229.0 | 67.7 | 215.0 | 38.2 |



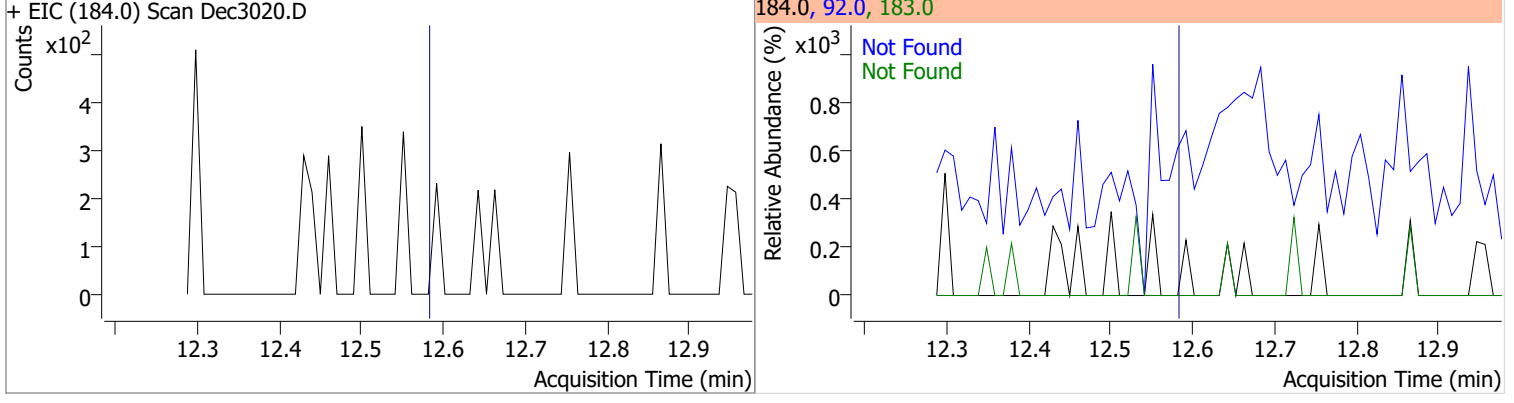
| Compound | Conc. | Exp RT | QIon | Exp Ratio | QIon | Exp Ratio |
|---------------------|-------|--------|-------|-----------|-------|-----------|
| Di-n-Butylphthalate | N.D. | 11.26 | 150.0 | 9.1 | 104.0 | 6.2 |



| Compound | Conc. | Exp RT | QIon | Exp Ratio |
|--------------|-------|--------|-------|-----------|
| Fluoranthene | N.D. | 12.19 | 101.0 | 15.0 |

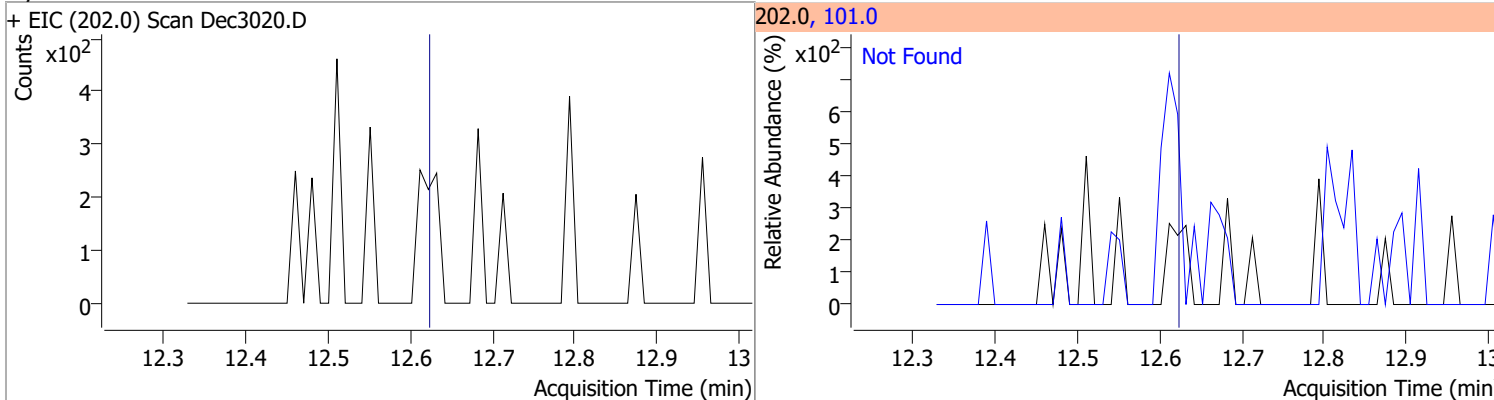


| Compound | Conc. | Exp RT | QIon | Exp Ratio | QIon | Exp Ratio |
|-----------|-------|--------|-------|-----------|------|-----------|
| Benzidine | N.D. | 12.58 | 183.0 | 11.5 | 92.0 | 9.0 |

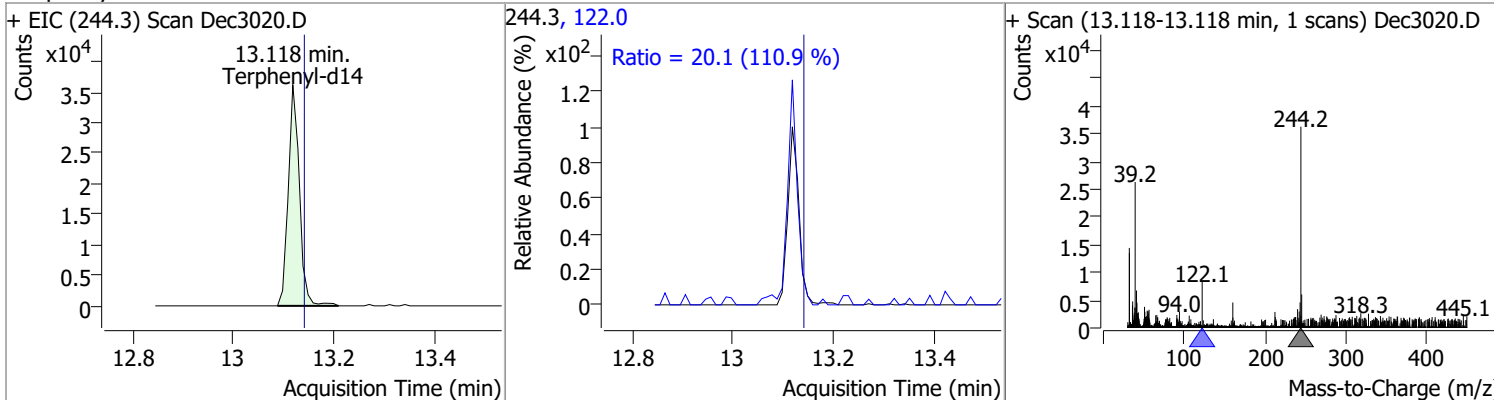


Quantitation Results Report (QT Reviewed)

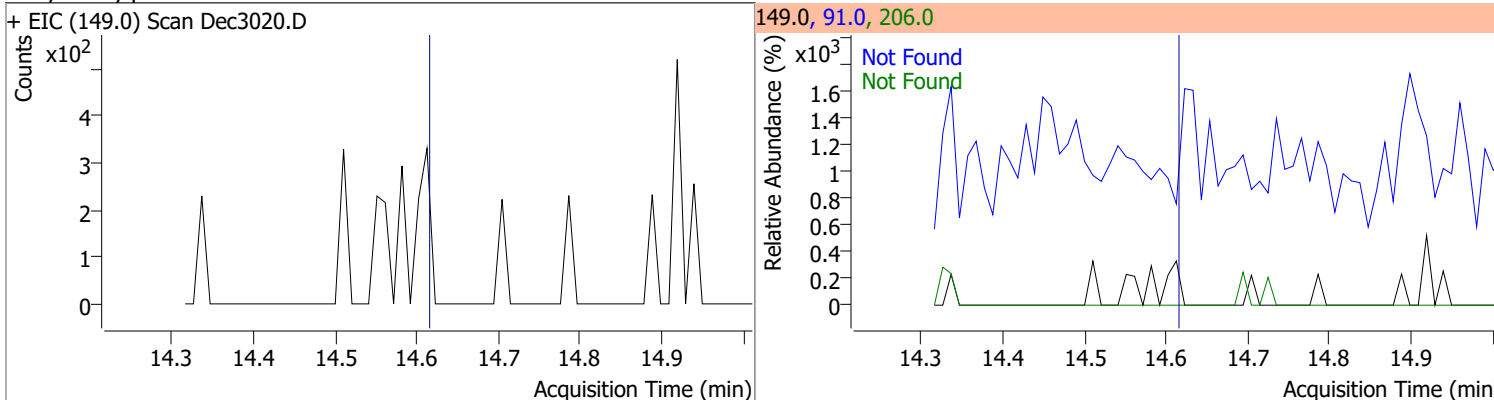
| Compound | Conc. | Exp RT | QIon | Exp Ratio |
|----------|-------|--------|-------|-----------|
| Pyrene | N.D. | 12.62 | 101.0 | 18.5 |



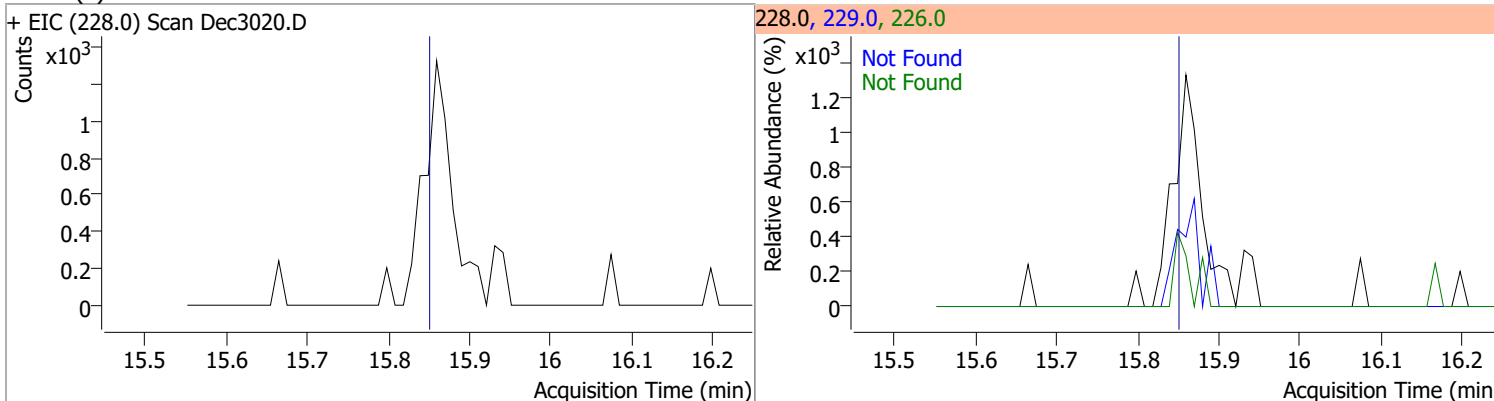
| Compound | Conc. | RT | Dev(Min) | Resp. | QIon | QRatio | Lower | Upper |
|---------------|--------|-------|----------|-------|-------|--------|-------|-------|
| Terphenyl-d14 | 3.7880 | 13.12 | -0.02 | 55750 | 122.0 | 20.1 | 12.7 | 23.5 |



| Compound | Conc. | Exp RT | QIon | Exp Ratio | QIon | Exp Ratio |
|----------------------|-------|--------|------|-----------|-------|-----------|
| Butylbenzylphthalate | N.D. | 14.63 | 91.0 | 94.6 | 206.0 | 14.9 |

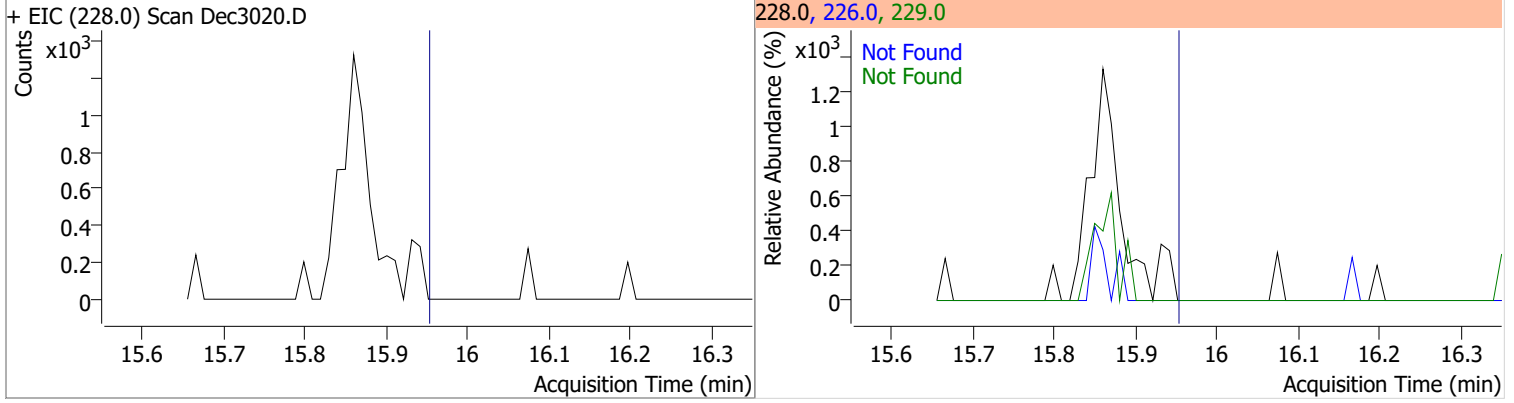


| Compound | Conc. | Exp RT | QIon | Exp Ratio | QIon | Exp Ratio |
|--------------------|-------|--------|-------|-----------|-------|-----------|
| Benzo(a)Anthracene | N.D. | 15.87 | 226.0 | 26.7 | 229.0 | 21.3 |

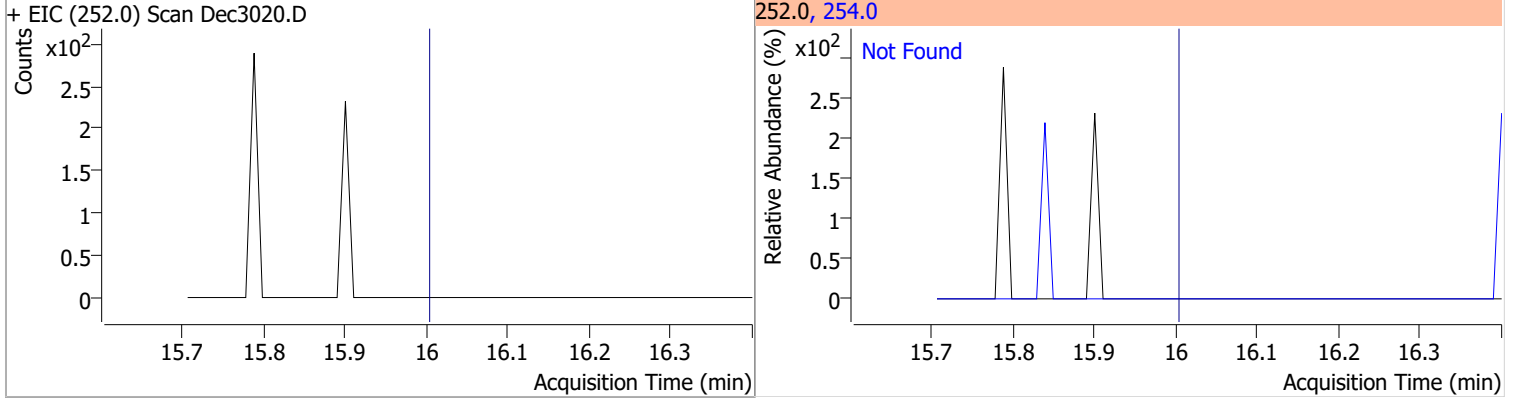


Quantitation Results Report (QT Reviewed)

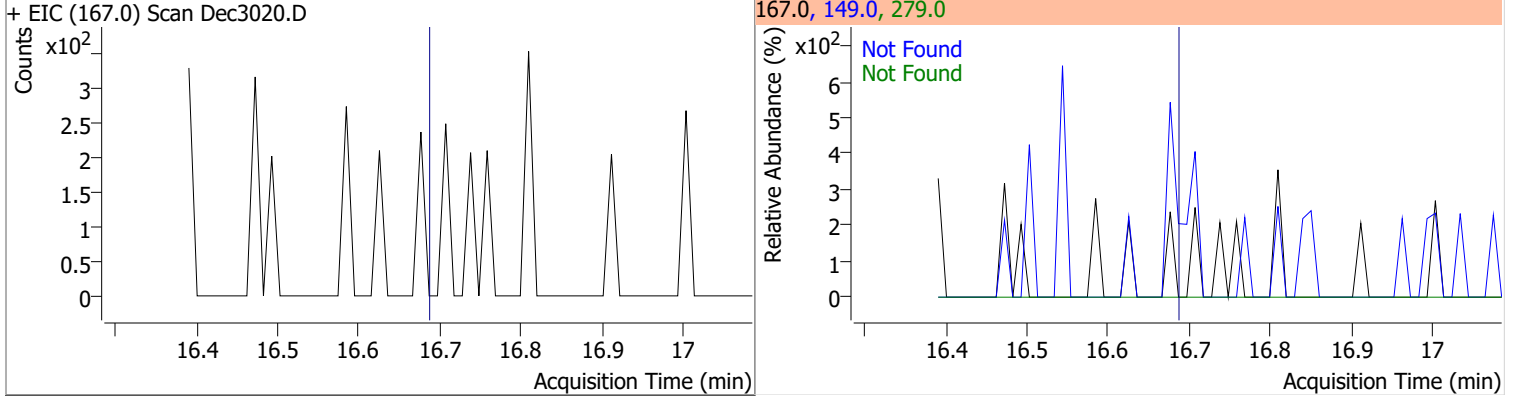
| Compound | Conc. | Exp RT | QIon | Exp Ratio | QIon | Exp Ratio |
|----------|-------|--------|-------|-----------|-------|-----------|
| Chrysene | N.D. | 15.97 | 226.0 | 30.6 | 229.0 | 20.9 |



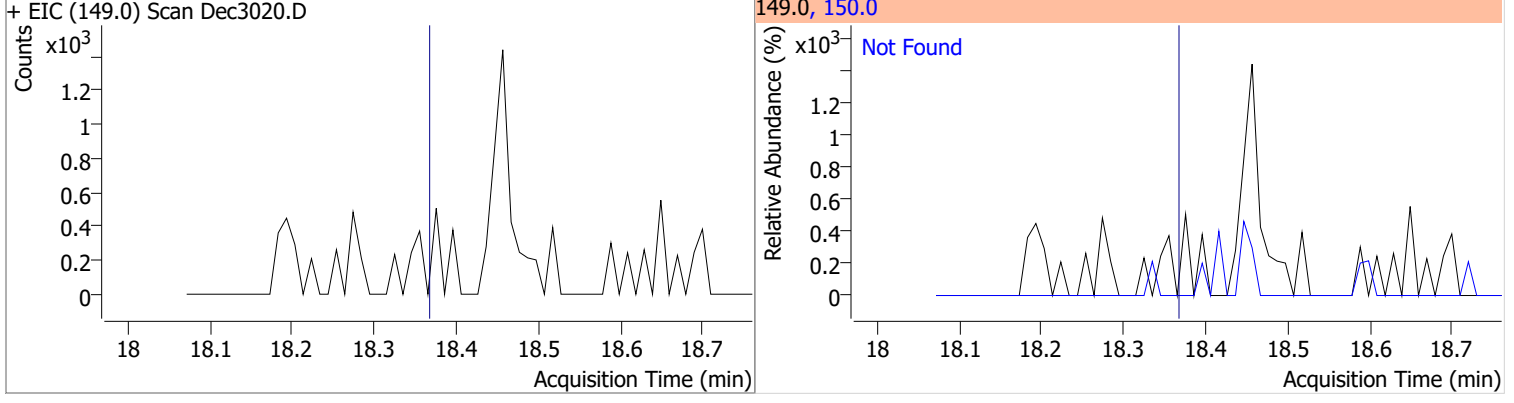
| Compound | Conc. | Exp RT | QIon | Exp Ratio |
|-----------------------|-------|--------|-------|-----------|
| 3,3-Dichlorobenzidine | N.D. | 16.02 | 254.0 | 62.0 |



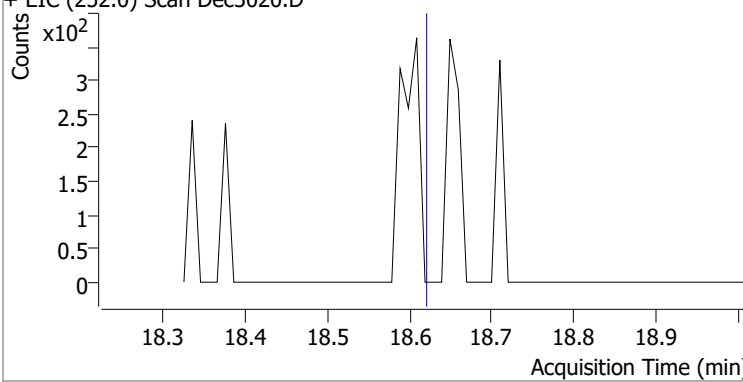
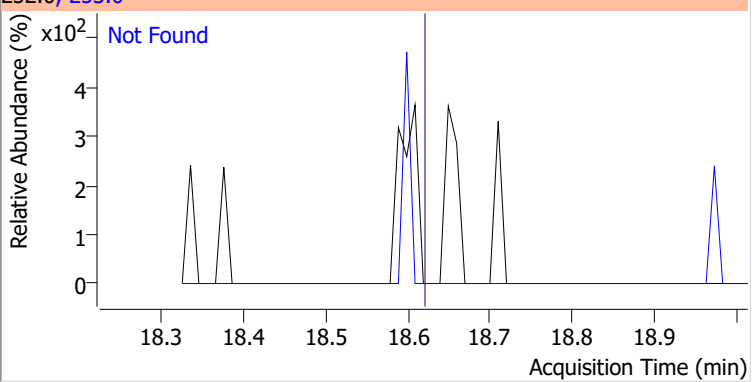
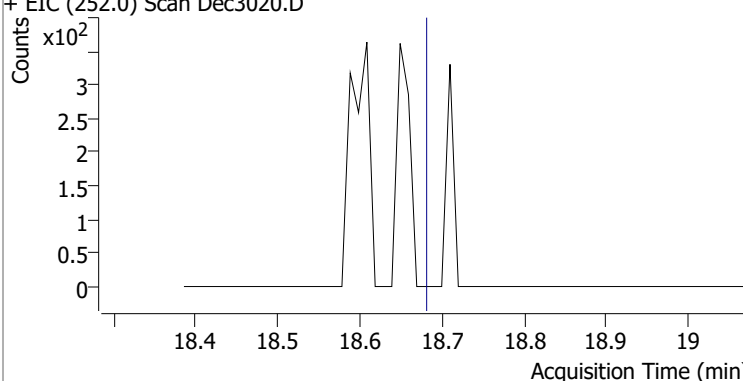
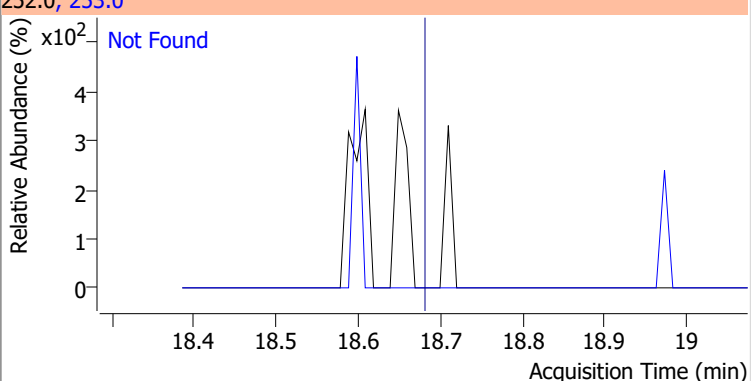
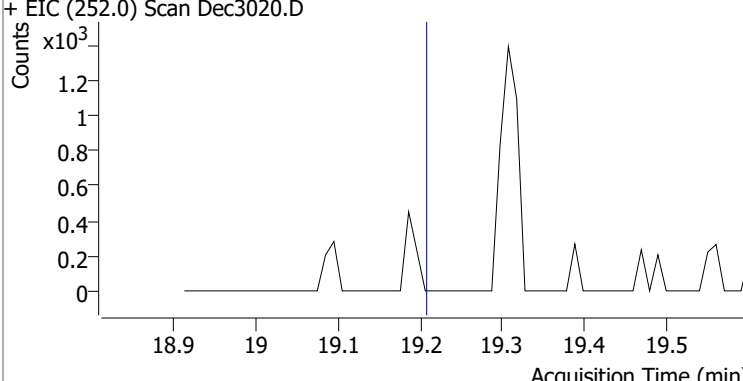
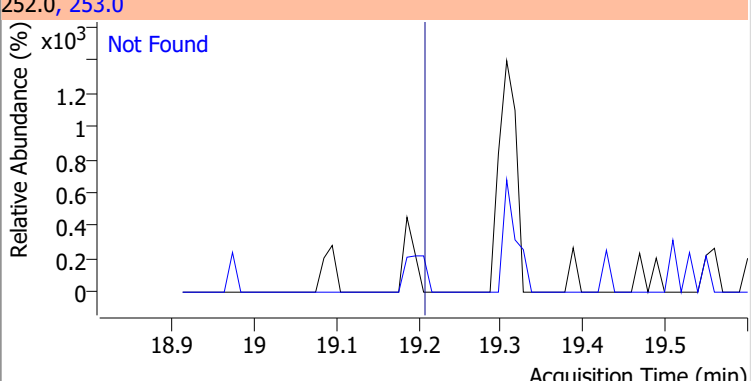
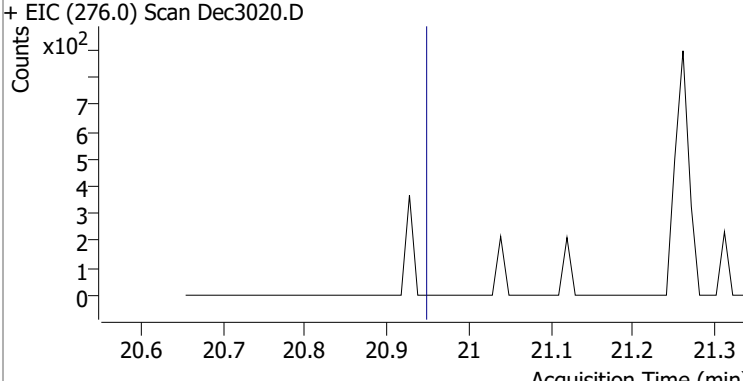
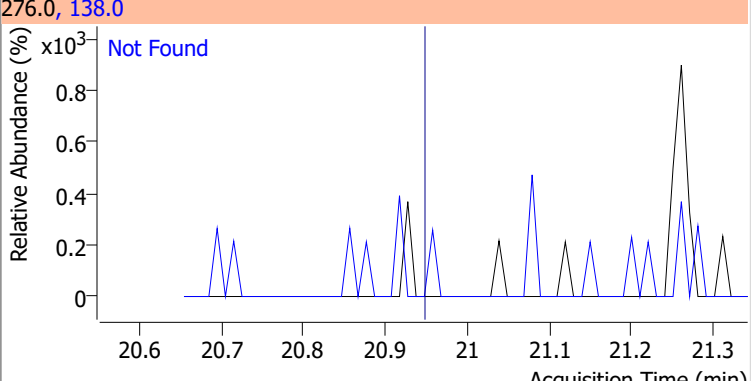
| Compound | Conc. | Exp RT | QIon | Exp Ratio | QIon | Exp Ratio |
|----------------------------|-------|--------|-------|-----------|-------|-----------|
| bis(2-ethylhexyl)Phthalate | N.D. | 16.71 | 149.0 | 421.6 | 279.0 | 11.2 |



| Compound | Conc. | Exp RT | QIon | Exp Ratio |
|----------------------|-------|--------|-------|-----------|
| Di-n-octyl Phthalate | N.D. | 18.38 | 150.0 | 9.7 |

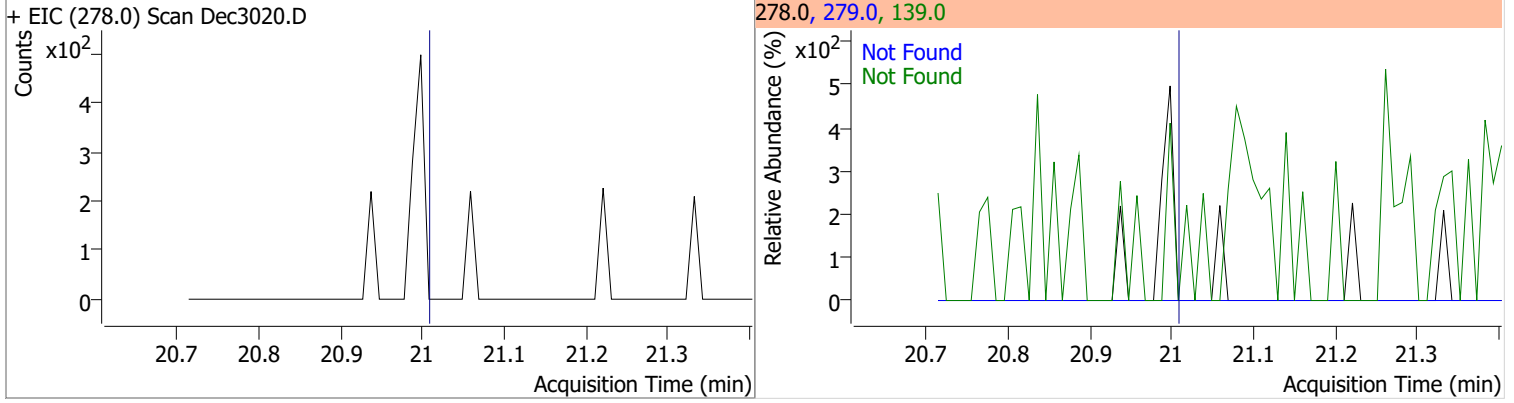


Quantitation Results Report (QT Reviewed)

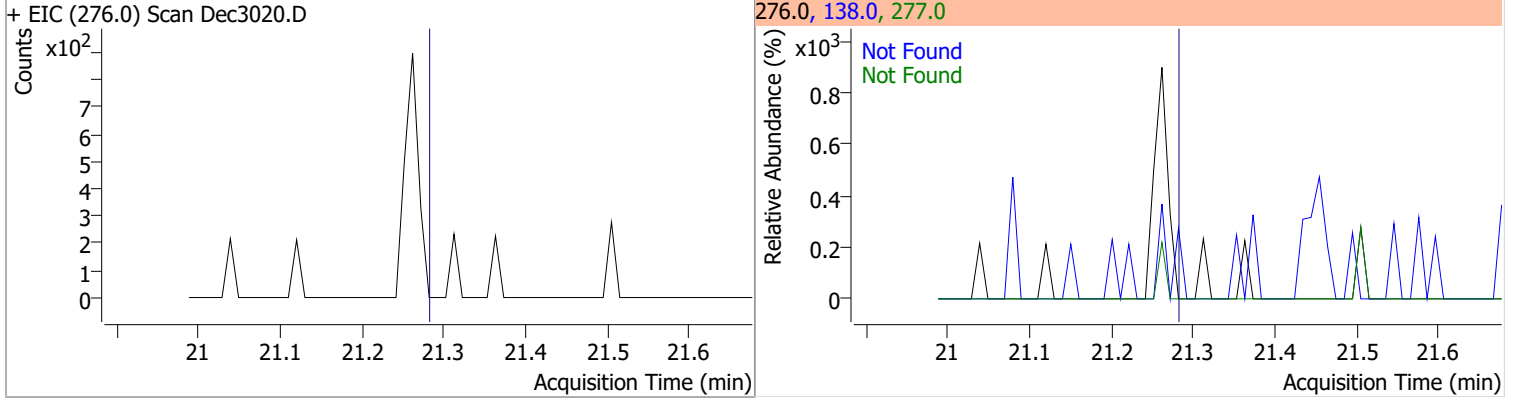
| Compound | Conc. | Exp RT | QIon | Exp Ratio |
|--|-------|--------|--|-----------|
| Benzo(b)fluoranthene | N.D. | 18.63 | 253.0 | 21.4 |
| + EIC (252.0) Scan Dec3020.D | | | 252.0, 253.0 | |
|  | | |  | |
| Benzo(k)fluoranthene | N.D. | 18.69 | 253.0 | 21.7 |
| + EIC (252.0) Scan Dec3020.D | | | 252.0, 253.0 | |
|  | | |  | |
| Benzo(a)pyrene | N.D. | 19.22 | 253.0 | 22.9 |
| + EIC (252.0) Scan Dec3020.D | | | 252.0, 253.0 | |
|  | | |  | |
| Indeno(1,2,3-c,d)pyrene | N.D. | 20.96 | 138.0 | 39.1 |
| + EIC (276.0) Scan Dec3020.D | | | 276.0, 138.0 | |
|  | | |  | |

Quantitation Results Report (QT Reviewed)

| Compound | Conc. | Exp RT | QIon | Exp Ratio | QIon | Exp Ratio |
|------------------------|-------|--------|-------|-----------|-------|-----------|
| Dibenzo(a,h)anthracene | N.D. | 21.02 | 139.0 | 30.6 | 279.0 | 24.6 |

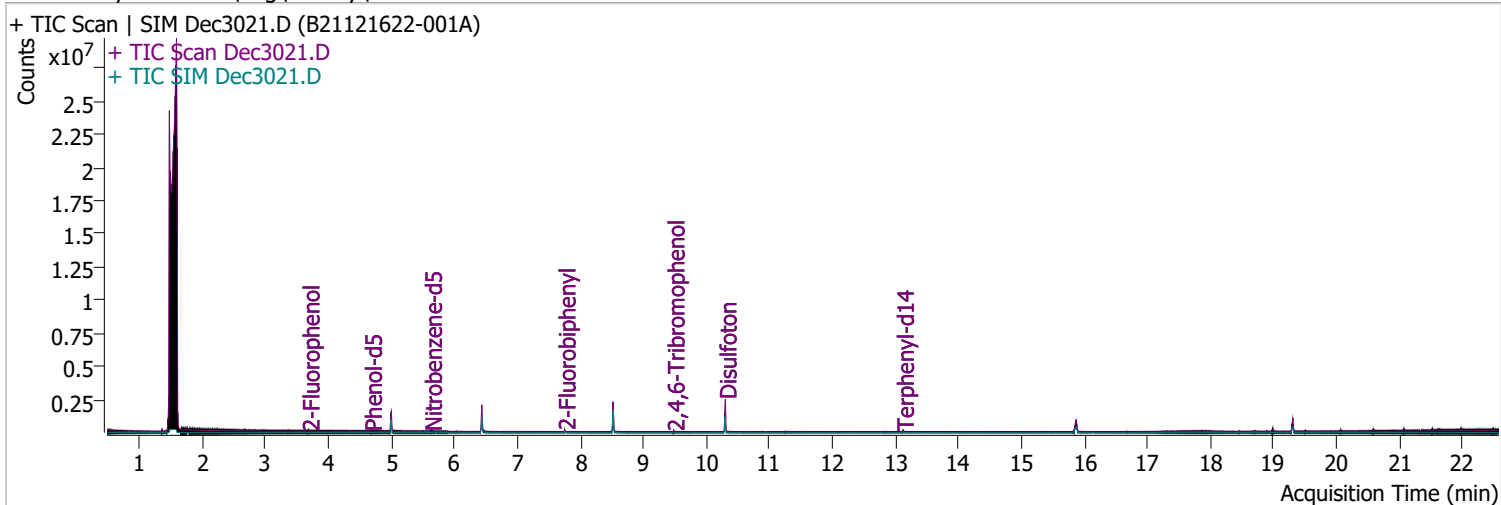


| Compound | Conc. | Exp RT | QIon | Exp Ratio | QIon | Exp Ratio |
|----------------------|-------|--------|-------|-----------|-------|-----------|
| Benzo(g,h,i)perylene | N.D. | 21.29 | 138.0 | 41.5 | 277.0 | 23.8 |



Quantitation Results Report (QT Reviewed)

| | | | |
|----------------|----------------------------|-------------------|------------------------|
| Data File | Dec3021.D | Operator | LIMS import |
| Acq. Method | BNA+SIM.M | Acq. Date-Time | 12/30/2021 11:01:47 PM |
| Sample Name | B21121622-001A | Instrument | Instrument #1 |
| Vial | 21 | Multiplier | 1.00 |
| DA Method File | 122821 bna 1 CAL.batch.bin | Comment | SVOC-8270-W |
| Tune File | dftppdsm.u | Tune Date | 11/24/2021 11:15:00 AM |
| Batch Name | 123021 bna 1.batch.bin | Last Calib Update | 1/3/2022 10:10:10 AM |
| Ref Library | D:\Org\Library\NIST129K.l | | |



| Compound | RT | QIon | Resp. | Conc. | Units | Dev(Min) |
|----------|----|------|-------|-------|-------|----------|
|----------|----|------|-------|-------|-------|----------|

Internal Standards

System Monitoring Compounds

| | | | | | | |
|------------------------|----------------------|-------|-------|------------------|------|--------|
| S 2-Fluorophenol | 3.684 | 112.0 | 19395 | 2.8309 | µg/L | -0.021 |
| Spiked Amount: 200.000 | Range: 10.0 - 75.0% | | | Recovery = 1.42% | | * |
| S Phenol-d5 | 4.674 | 99.0 | 27399 | 3.5874 | µg/L | -0.010 |
| Spiked Amount: 200.000 | Range: 10.0 - 65.0% | | | Recovery = 1.79% | | * |
| S Nitrobenzene-d5 | 5.624 | 82.0 | 12285 | 2.2071 | µg/L | 0.000 |
| Spiked Amount: 100.000 | Range: 32.0 - 94.0% | | | Recovery = 2.21% | | * |
| S 2-Fluorobiphenyl | 7.748 | 172.0 | 48642 | 2.6657 | µg/L | 0.000 |
| Spiked Amount: 100.000 | Range: 28.0 - 107.0% | | | Recovery = 2.67% | | * |
| S 2,4,6-Tribromophenol | 9.479 | 329.8 | 4831 | 7.4686 | µg/L | 0.000 |
| Spiked Amount: 200.000 | Range: 25.0 - 140.0% | | | Recovery = 3.73% | | * |
| S Terphenyl-d14 | 13.118 | 244.3 | 46197 | 3.3787 | µg/L | -0.020 |
| Spiked Amount: 100.000 | Range: 32.0 - 122.0% | | | Recovery = 3.38% | | * |

Target Compounds

| Compound | RT | QIon | Resp. | Conc. | Units | Dev(Min) | QValue |
|-------------------------------|-------|------|-------|-------|-------|----------|--------|
| T N-Nitrosodimethylamine | 0.000 | | 0 | N.D. | | | |
| T Pyridine | 0.000 | | 0 | N.D. | | | |
| T Aniline | 0.000 | | 0 | N.D. | | | |
| T Phenol | 0.000 | | 0 | N.D. | | | |
| T bis(-2-Chloroethyl)Ether | 0.000 | | 0 | N.D. | | | |
| T 2-Chlorophenol | 0.000 | | 0 | N.D. | | | |
| T 1,3-Dichlorobenzene | 0.000 | | 0 | N.D. | | | |
| T 1,4-Dichlorobenzene | 0.000 | | 0 | N.D. | | | |
| T 1,2-Dichlorobenzene | 0.000 | | 0 | N.D. | | | |
| T Benzyl Alcohol | 0.000 | | 0 | N.D. | | | |
| T bis(2-chloroisopropyl)Ether | 0.000 | | 0 | N.D. | | | |
| T 2-Methylphenol | 0.000 | | 0 | N.D. | | | |
| T N-nitroso-Di-n-propylamine | 0.000 | | 0 | N.D. | | | |
| T 4Methylphenol/3Methylphenol | 0.000 | | 0 | N.D. | | | |
| T Hexachloroethane | 0.000 | | 0 | N.D. | | | |

Quantitation Results Report (QT Reviewed)

| Compound | RT | QIon | Resp. | Conc. | Units | Dev(Min) |
|-------------------------------|-------|-------|-------|-------|-------|----------|
| T Nitrobenzene | 0.000 | | 0 | N.D. | | |
| T Isophorone | 0.000 | | 0 | N.D. | | |
| T 2-Nitrophenol | 0.000 | | 0 | N.D. | | |
| T 2,4-Dimethylphenol | 0.000 | | 0 | N.D. | | |
| T bis(-2-Chloroethoxy)Methane | 0.000 | | 0 | N.D. | | |
| T Benzoic Acid | 0.000 | | 0 | N.D. | | |
| T 2,4-Dichlorophenol | 0.000 | | 0 | N.D. | | |
| T 1,2,4-Trichlorobenzene | 0.000 | | 0 | N.D. | | |
| T Naphthalene | 0.000 | | 0 | N.D. | | |
| T 4-Chlorophenol | 0.000 | | 0 | N.D. | | |
| T p-Chloroaniline | 0.000 | | 0 | N.D. | | |
| T Hexachlorobutadiene | 0.000 | | 0 | N.D. | | |
| T 4-Chloro-2-Methylphenol | 0.000 | | 0 | N.D. | | |
| T 4-Chloro-3-Methylphenol | 0.000 | | 0 | N.D. | | |
| T 2-Methylnaphthalene | 0.000 | | 0 | N.D. | | |
| T 1-Methylnaphthalene | 0.000 | | 0 | N.D. | | |
| T Hexachlorocyclopentadiene | 0.000 | | 0 | N.D. | | |
| T 2,4,6-Trichlorophenol | 0.000 | | 0 | N.D. | | |
| T 2,4,5-Trichlorophenol | 0.000 | | 0 | N.D. | | |
| T 2-Chloronaphthalene | 0.000 | | 0 | N.D. | | |
| T 2-Nitroaniline | 0.000 | | 0 | N.D. | | |
| T Dimethyl Phthalate | 8.517 | 163.0 | 0 | | µg/L | md |
| T 2,6-Dinitrotoluene | 8.517 | 165.0 | 0 | | µg/L | md |
| T Acenaphthylene | 0.000 | | 0 | N.D. | | |
| T 3-Nitroaniline | 0.000 | | 0 | N.D. | | |
| T Acenaphthene | 0.000 | | 0 | N.D. | | |
| T 2,4-Dinitrophenol | 0.000 | | 0 | N.D. | | |
| T Dibenzofuran | 0.000 | | 0 | N.D. | | |
| T 4-Nitrophenol | 0.000 | | 0 | N.D. | | |
| T 2,4-Dinitrotoluene | 8.568 | 165.0 | 0 | | µg/L | md |
| T Diethylphthalate | 0.000 | | 0 | N.D. | | |
| T Fluorene | 0.000 | | 0 | N.D. | | |
| T 4-Chlorophenyl-phenylether | 0.000 | | 0 | N.D. | | |
| T 4-Nitroaniline | 0.000 | | 0 | N.D. | | |
| T 4,6-Dinitro-2-methylphenol | 0.000 | | 0 | N.D. | | |
| T N-nitrosodiphenylamine | 0.000 | | 0 | N.D. | | |
| T Azobenzene | 0.000 | | 0 | N.D. | | |
| T 4-Bromophenyl-phenylether | 0.000 | | 0 | N.D. | | |
| T Hexachlorobenzene | 0.000 | | 0 | N.D. | | |
| T Pentachlorophenol | 0.000 | | 0 | N.D. | | |
| T Phenanthrene | 0.000 | | 0 | N.D. | | |
| T Anthracene | 0.000 | | 0 | N.D. | | |
| T Triallate | 0.000 | | 0 | N.D. | | |
| T Carbazole | 0.000 | | 0 | N.D. | | |
| T o-Terphenyl | 0.000 | | 0 | N.D. | | |
| T Di-n-Butylphthalate | 0.000 | | 0 | N.D. | | |
| T Fluoranthene | 0.000 | | 0 | N.D. | | |
| T Benzidine | 0.000 | | 0 | N.D. | | |
| T Pyrene | 0.000 | | 0 | N.D. | | |
| T Butylbenzylphthalate | 0.000 | | 0 | N.D. | | |
| T Benzo(a)Anthracene | 0.000 | | 0 | N.D. | | |
| T Chrysene | 0.000 | | 0 | N.D. | | |
| T 3,3-Dichlorobenzidine | 0.000 | | 0 | N.D. | | |
| T bis(2-ethylhexyl)Phthalate | 0.000 | | 0 | N.D. | | |
| T Di-n-octyl Phthalate | 0.000 | | 0 | N.D. | | |

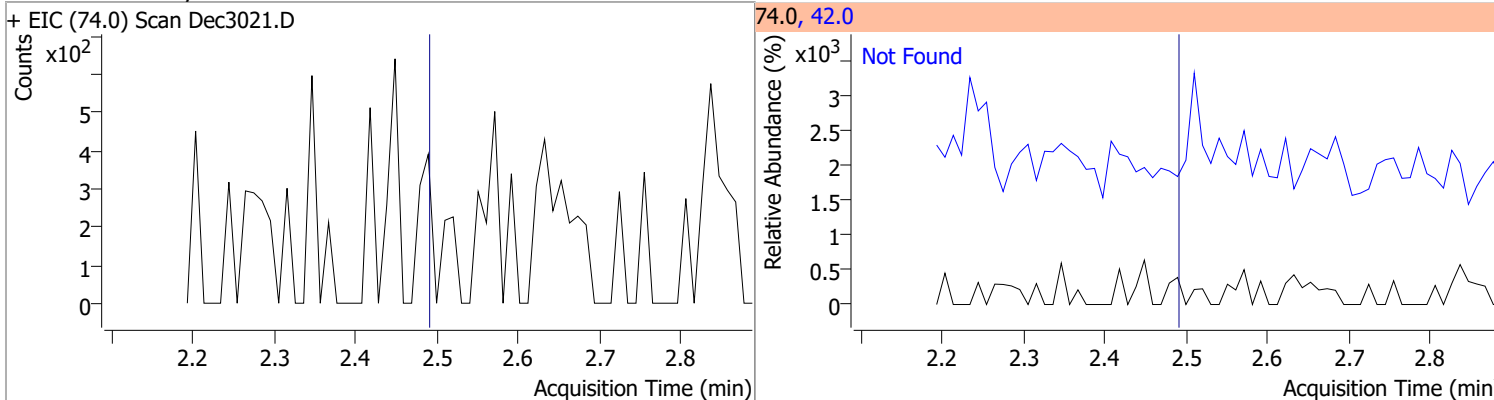
Quantitation Results Report (QT Reviewed)

| Compound | RT | QIon | Resp. | Conc. | Units | Dev(Min) |
|---------------------------|-------|------|-------|-------|-------|----------|
| T Benzo(b)fluoranthene | 0.000 | | 0 | N.D. | | |
| T Benzo(k)fluoranthene | 0.000 | | 0 | N.D. | | |
| T Benzo(a)pyrene | 0.000 | | 0 | N.D. | | |
| T Indeno(1,2,3-c,d)pyrene | 0.000 | | 0 | N.D. | | |
| T Dibenzo(a,h)anthracene | 0.000 | | 0 | N.D. | | |
| T Benzo(g,h,i)perylene | 0.000 | | 0 | N.D. | | |

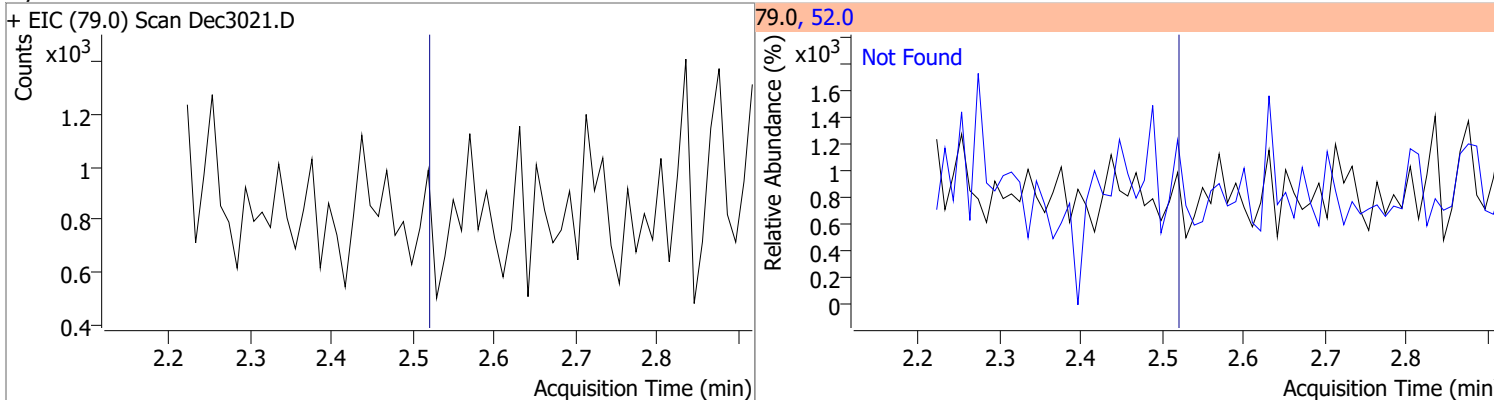
(#) = Qualifier Out of Range; (m) = Manual Integration; (+) = Area Summed; (*) = Surrogate Percent Recovery Out of Range; (d): Zeroed Peak

Quantitation Results Report (QT Reviewed)

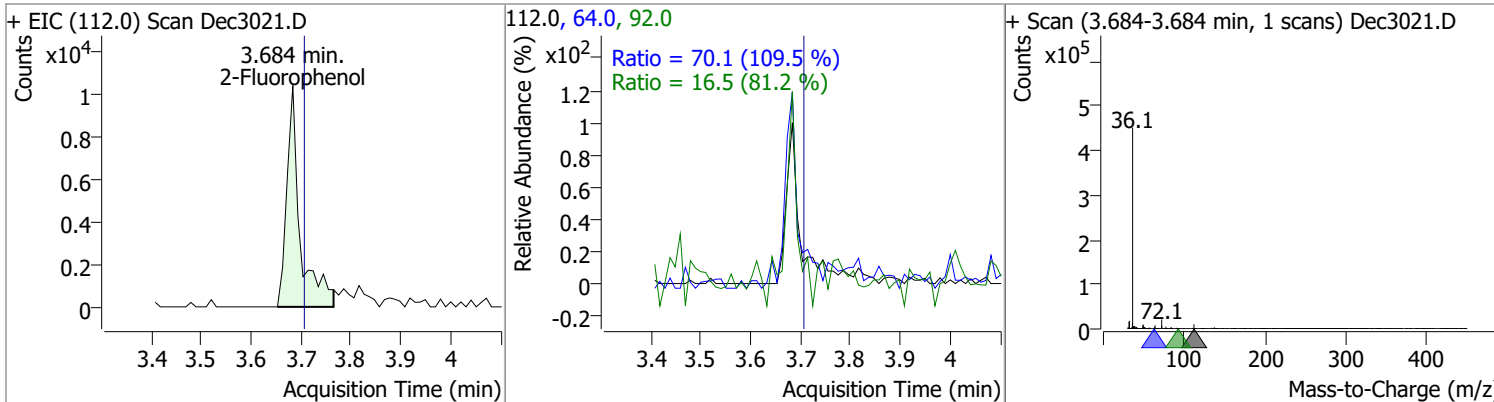
| Compound | Conc. | Exp RT | QIon | Exp Ratio |
|------------------------|-------|--------|------|-----------|
| N-Nitrosodimethylamine | N.D. | 2.49 | 42.0 | 184.8 |



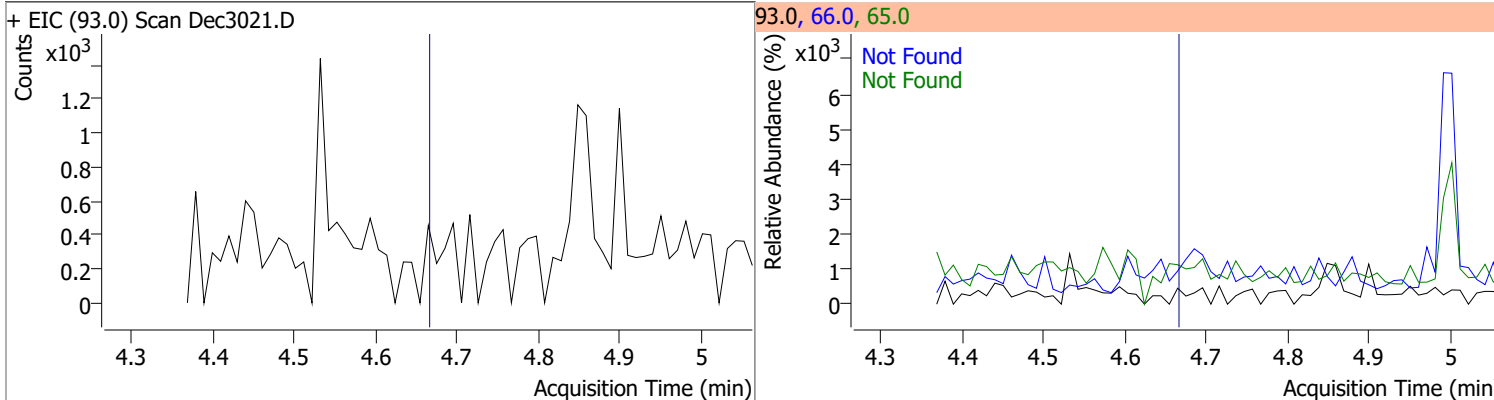
| Compound | Conc. | Exp RT | QIon | Exp Ratio |
|----------|-------|--------|------|-----------|
| Pyridine | N.D. | 2.52 | 52.0 | 135.8 |



| Compound | Conc. | RT | Dev(Min) | Resp. | QIon | QRatio | Lower | Upper |
|----------------|--------|------|----------|-------|------|--------|-------|-------|
| 2-Fluorophenol | 2.8309 | 3.68 | -0.02 | 19395 | 64.0 | 70.1 | 44.8 | 83.2 |
| | | | | | 92.0 | 16.5 | 14.2 | 26.4 |

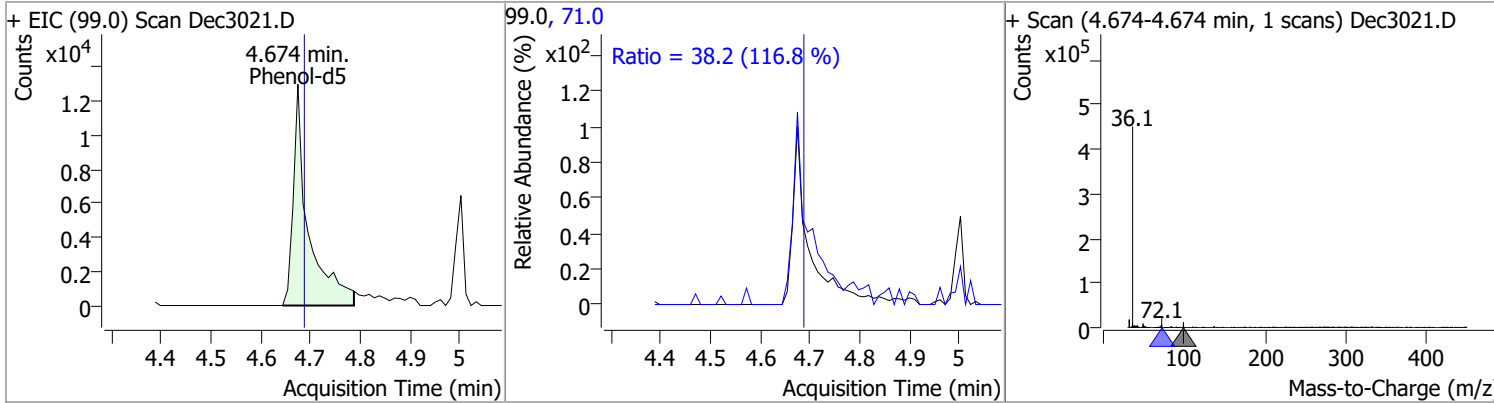


| Compound | Conc. | Exp RT | QIon | Exp Ratio | QIon | Exp Ratio |
|----------|-------|--------|------|-----------|------|-----------|
| Aniline | N.D. | 4.66 | 66.0 | 41.6 | 65.0 | 23.1 |

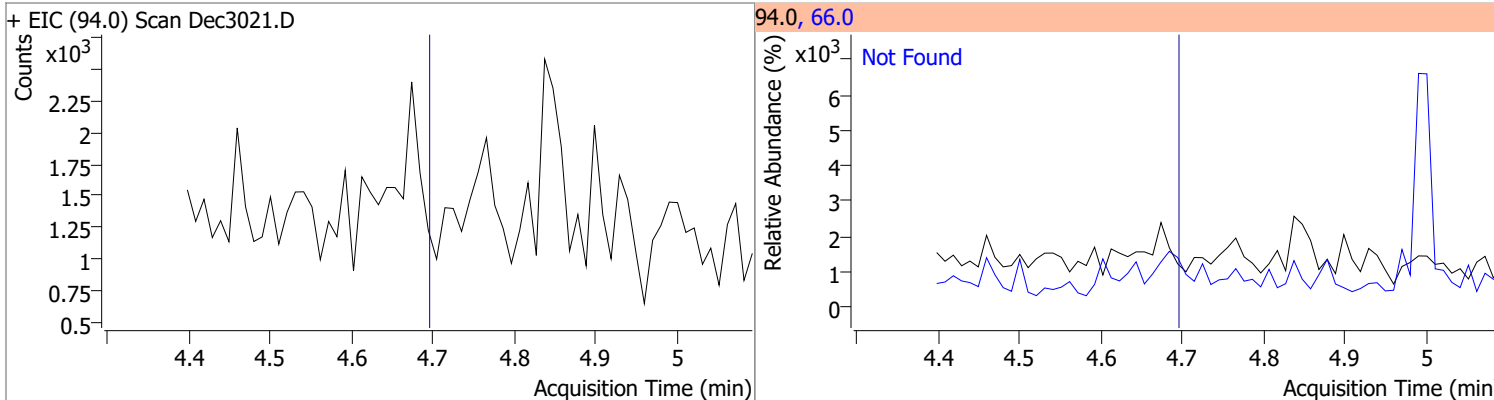


Quantitation Results Report (QT Reviewed)

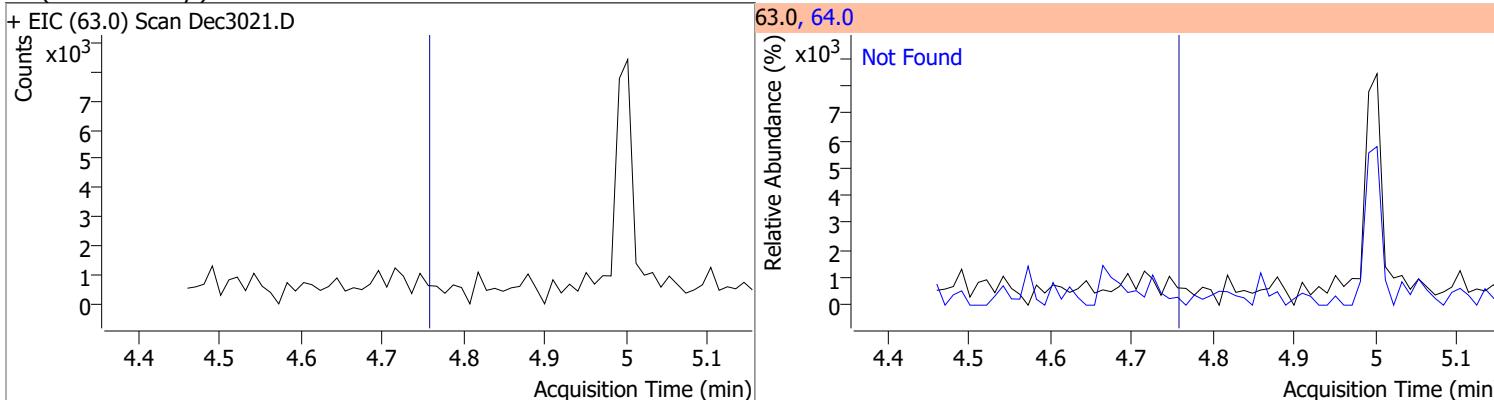
| Compound | Conc. | RT | Dev(Min) | Resp. | QIon | QRatio | Lower | Upper |
|-----------|--------|------|----------|-------|------|--------|-------|-------|
| Phenol-d5 | 3.5874 | 4.67 | -0.01 | 27399 | 71.0 | 38.2 | 22.9 | 42.5 |



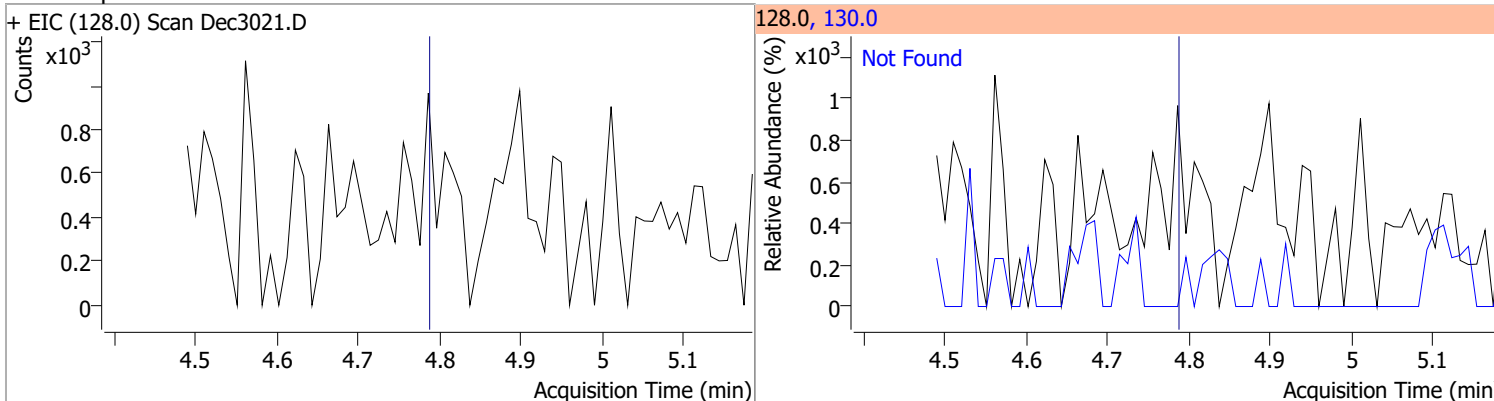
| Compound | Conc. | Exp RT | QIon | Exp Ratio |
|----------|-------|--------|------|-----------|
| Phenol | N.D. | 4.69 | 66.0 | 40.8 |



| Compound | Conc. | Exp RT | QIon | Exp Ratio |
|--------------------------|-------|--------|------|-----------|
| bis(-2-Chloroethyl)Ether | N.D. | 4.76 | 64.0 | 2.8 |

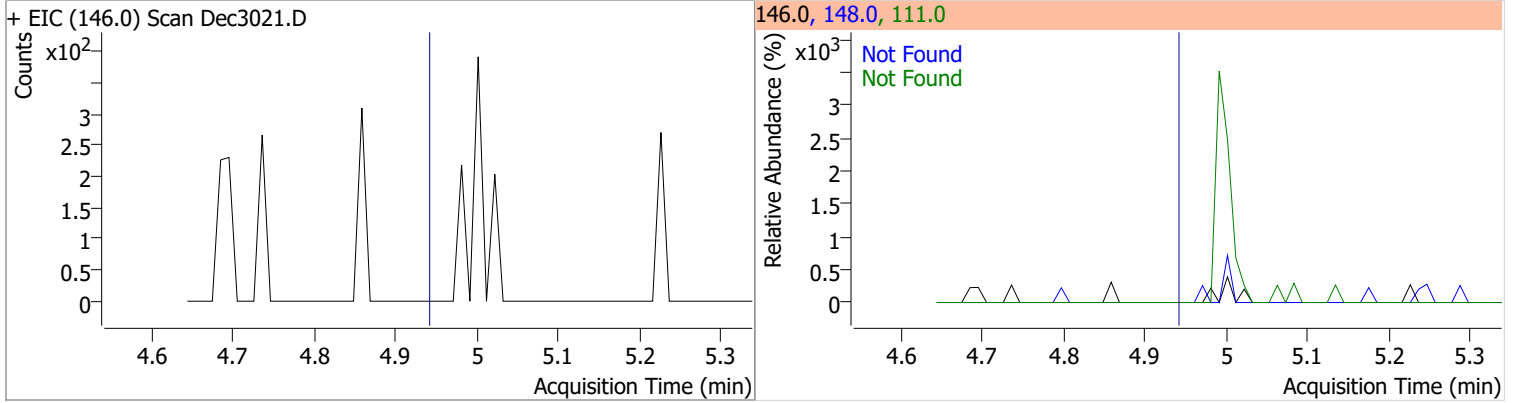


| Compound | Conc. | Exp RT | QIon | Exp Ratio |
|----------------|-------|--------|-------|-----------|
| 2-Chlorophenol | N.D. | 4.79 | 130.0 | 32.3 |

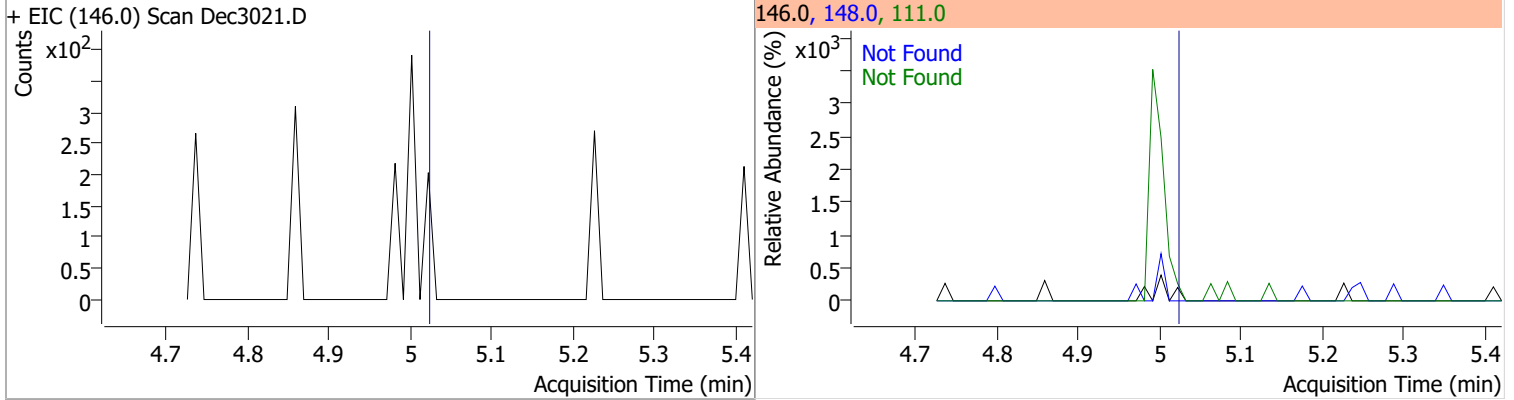


Quantitation Results Report (QT Reviewed)

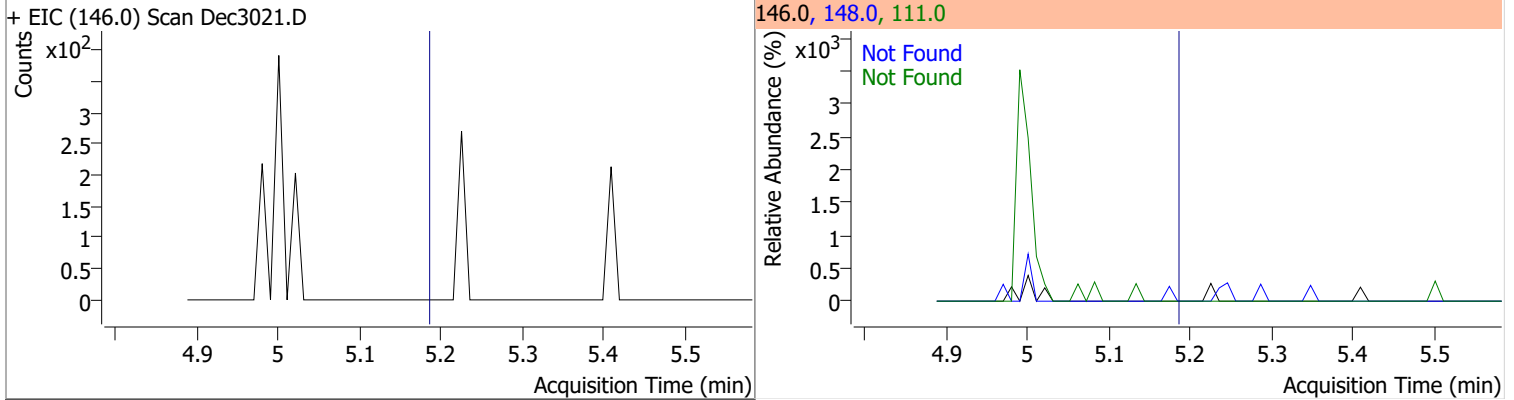
| Compound | Conc. | Exp RT | QIon | Exp Ratio | QIon | Exp Ratio |
|---------------------|-------|--------|-------|-----------|-------|-----------|
| 1,3-Dichlorobenzene | N.D. | 4.94 | 148.0 | 63.2 | 111.0 | 39.4 |



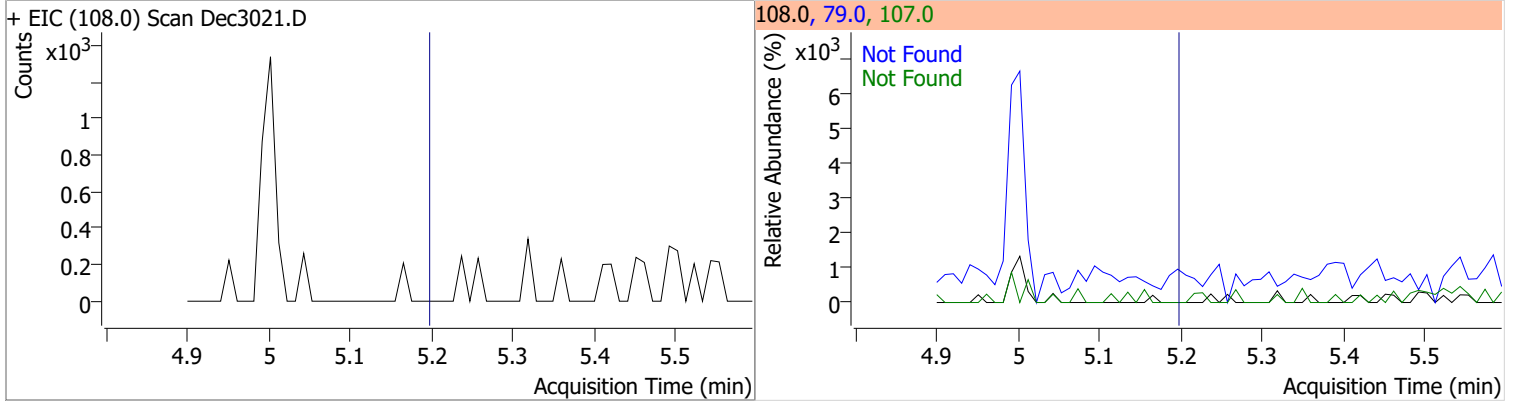
| Compound | Conc. | Exp RT | QIon | Exp Ratio | QIon | Exp Ratio |
|---------------------|-------|--------|-------|-----------|-------|-----------|
| 1,4-Dichlorobenzene | N.D. | 5.02 | 148.0 | 62.2 | 111.0 | 37.4 |



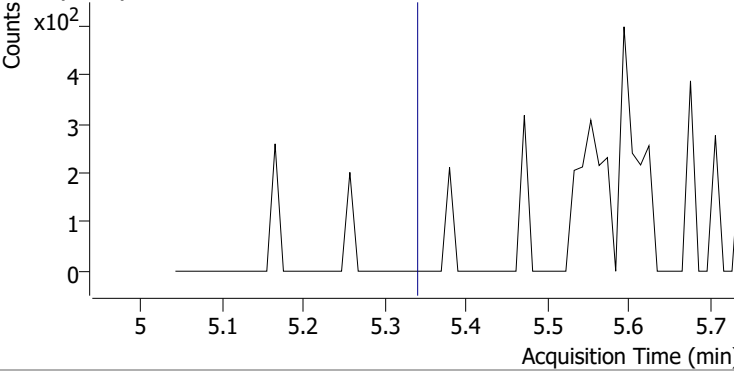
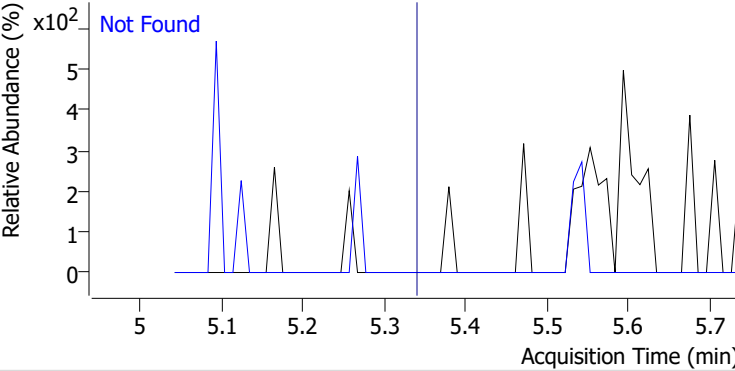
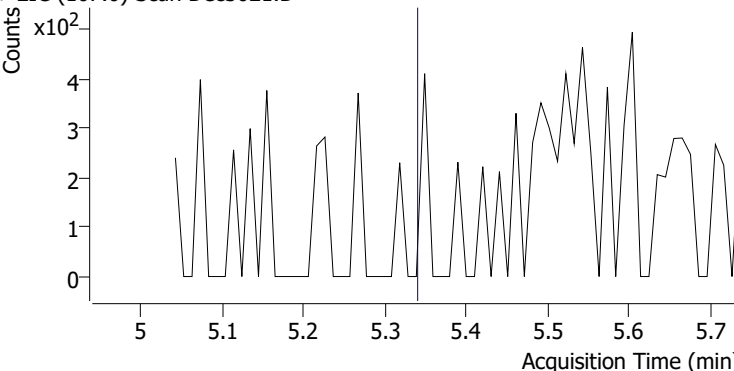
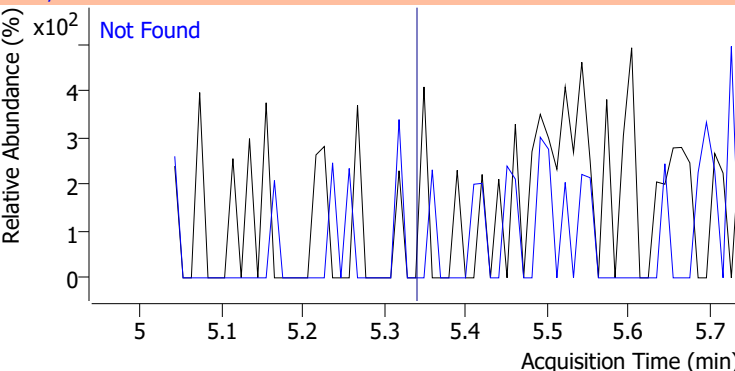
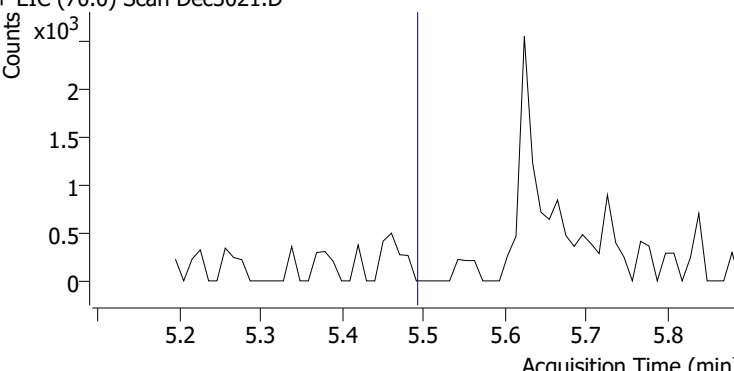
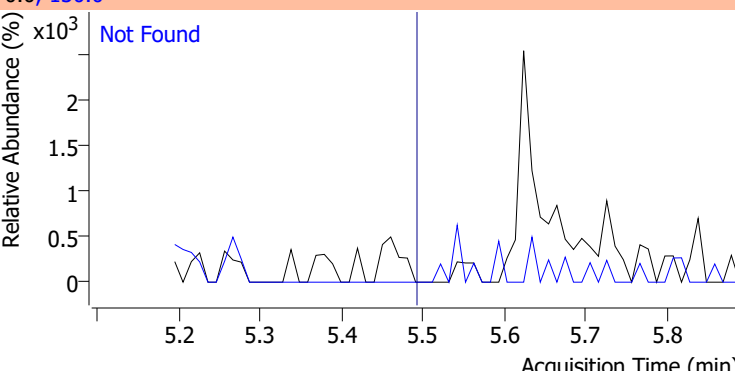
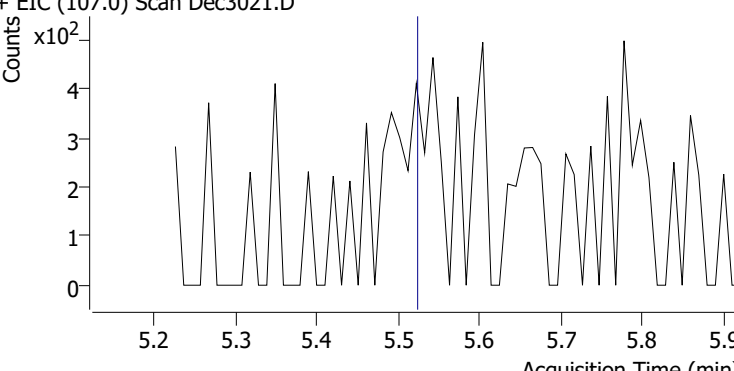
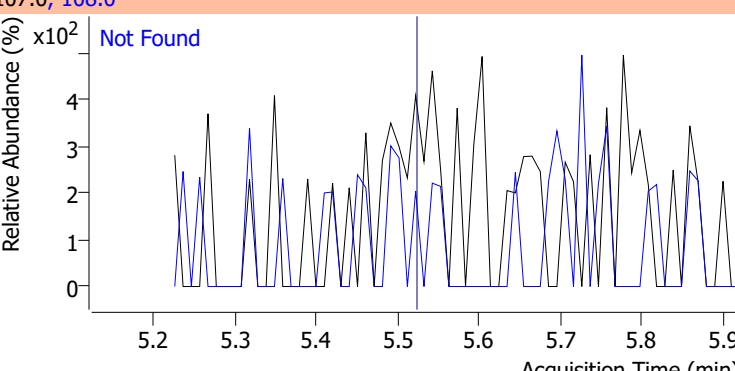
| Compound | Conc. | Exp RT | QIon | Exp Ratio | QIon | Exp Ratio |
|---------------------|-------|--------|-------|-----------|-------|-----------|
| 1,2-Dichlorobenzene | N.D. | 5.19 | 148.0 | 62.2 | 111.0 | 40.3 |



| Compound | Conc. | Exp RT | QIon | Exp Ratio | QIon | Exp Ratio |
|----------------|-------|--------|------|-----------|-------|-----------|
| Benzyl Alcohol | N.D. | 5.20 | 79.0 | 117.9 | 107.0 | 69.2 |

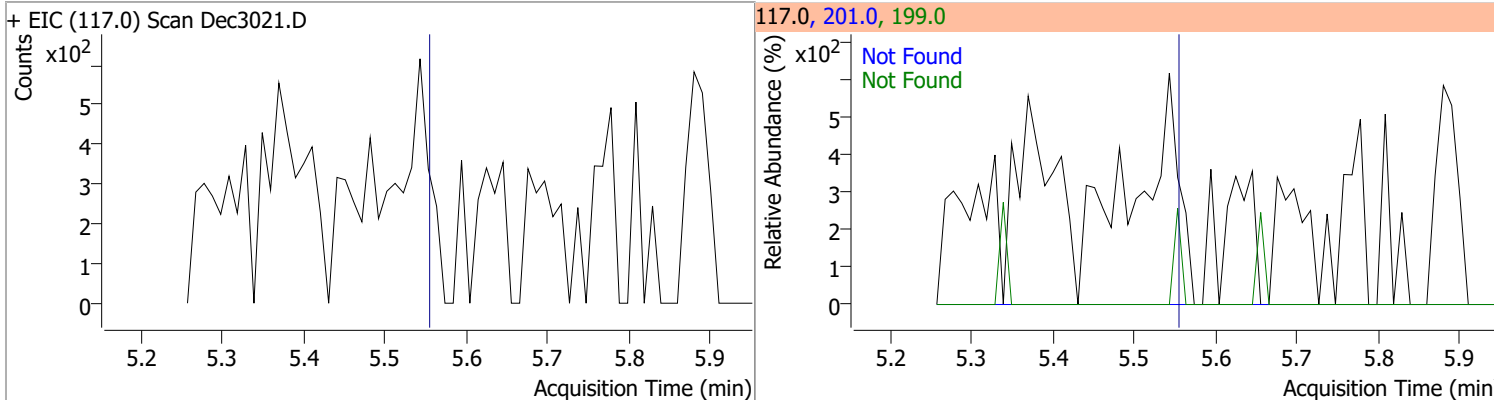


Quantitation Results Report (QT Reviewed)

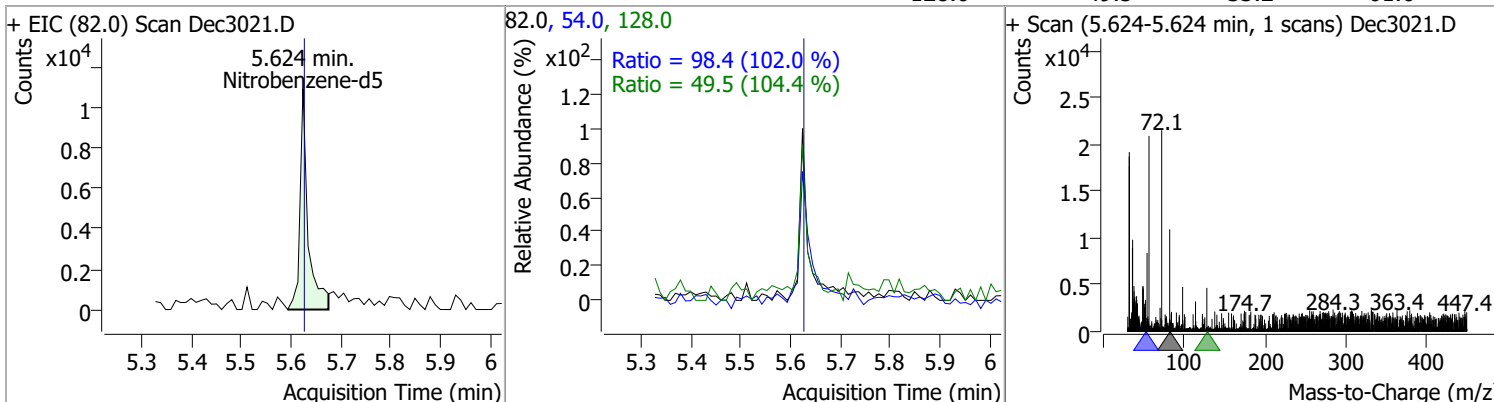
| Compound | Conc. | Exp RT | QIon | Exp Ratio |
|--|-------|--------|--|-----------|
| bis(2-chloroisopropyl)Ether | N.D. | 5.34 | 123.0 | 32.7 |
| + EIC (121.0) Scan Dec3021.D | | | 121.0, 123.0 | |
|  | | |  | |
| 2-Methylphenol | N.D. | 5.34 | 108.0 | 117.6 |
| + EIC (107.0) Scan Dec3021.D | | | 107.0, 108.0 | |
|  | | |  | |
| N-nitroso-Di-n-propylamine | N.D. | 5.49 | 130.0 | 17.6 |
| + EIC (70.0) Scan Dec3021.D | | | 70.0, 130.0 | |
|  | | |  | |
| 4Methylphenol/3Methylphenol | N.D. | 5.52 | 108.0 | 81.4 |
| + EIC (107.0) Scan Dec3021.D | | | 107.0, 108.0 | |
|  | | |  | |

Quantitation Results Report (QT Reviewed)

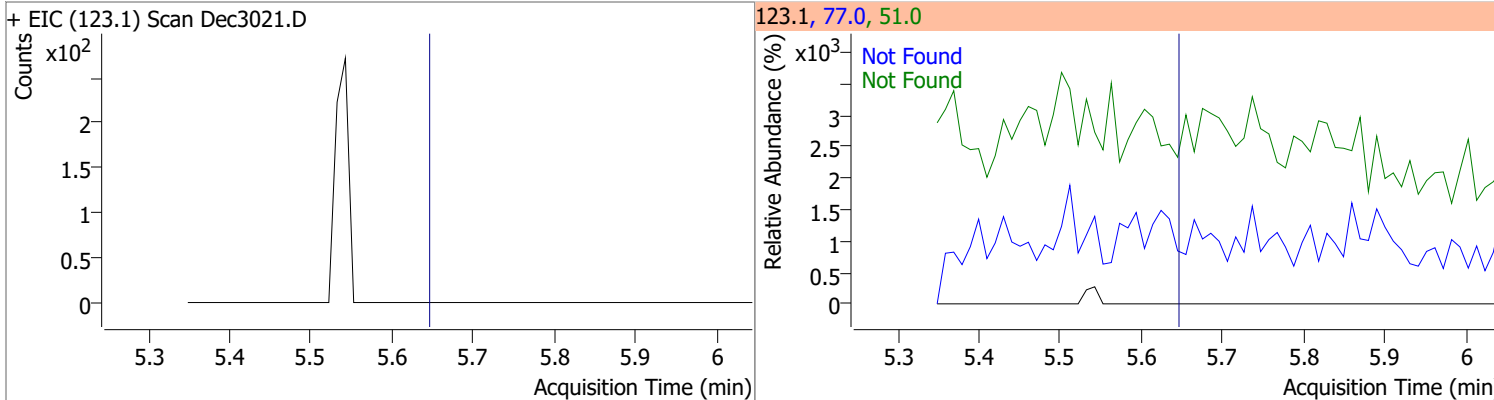
| Compound | Conc. | Exp RT | QIon | Exp Ratio | QIon | Exp Ratio |
|------------------|-------|--------|-------|-----------|-------|-----------|
| Hexachloroethane | N.D. | 5.55 | 201.0 | 77.2 | 199.0 | 50.6 |



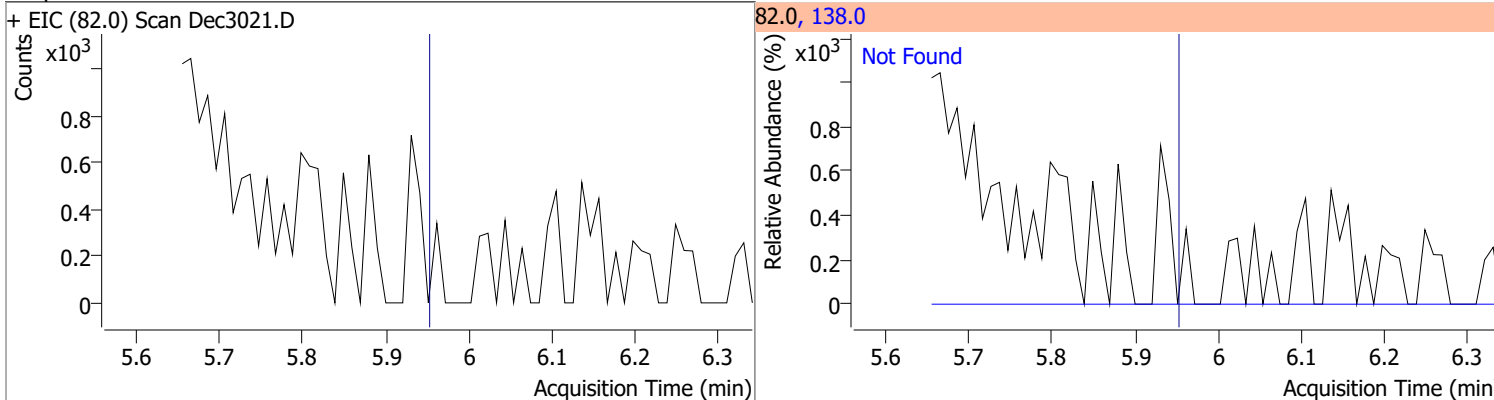
| Compound | Conc. | RT | Dev(Min) | Resp. | QIon | QRatio | Lower | Upper |
|-----------------|--------|------|----------|-------|-------|--------|-------|-------|
| Nitrobenzene-d5 | 2.2071 | 5.62 | 0.00 | 12285 | 54.0 | 98.4 | 67.5 | 125.4 |
| | | | | | 128.0 | 49.5 | 33.2 | 61.6 |



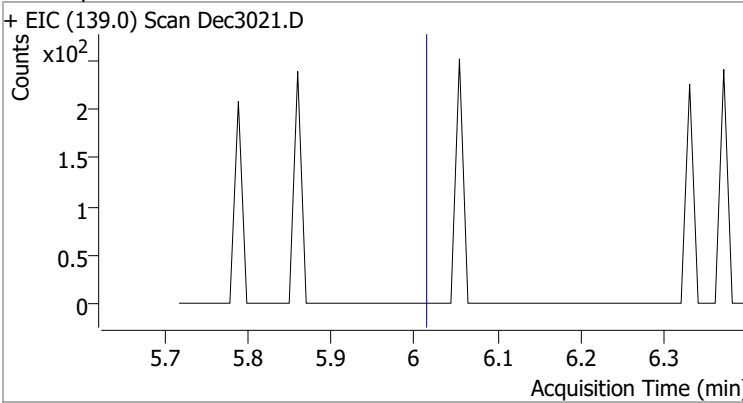
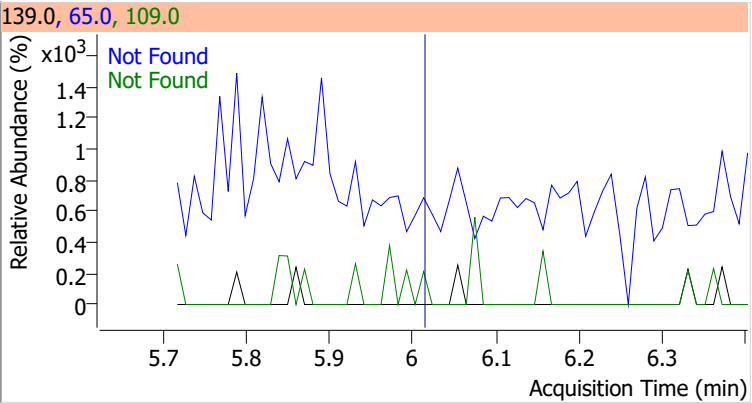
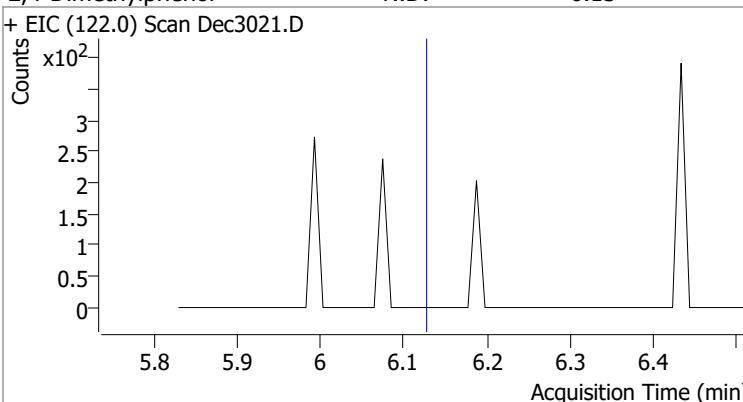
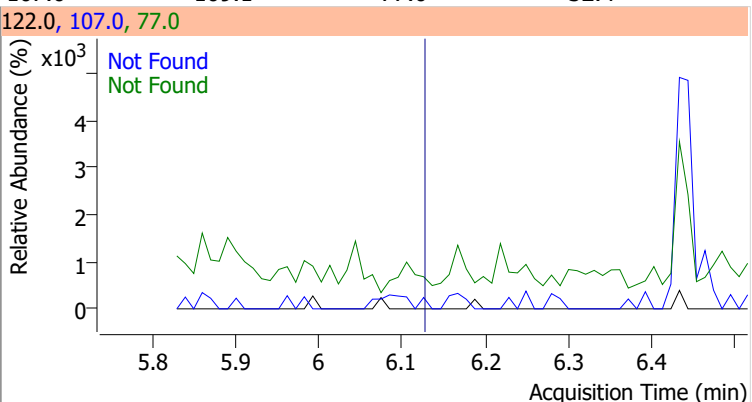
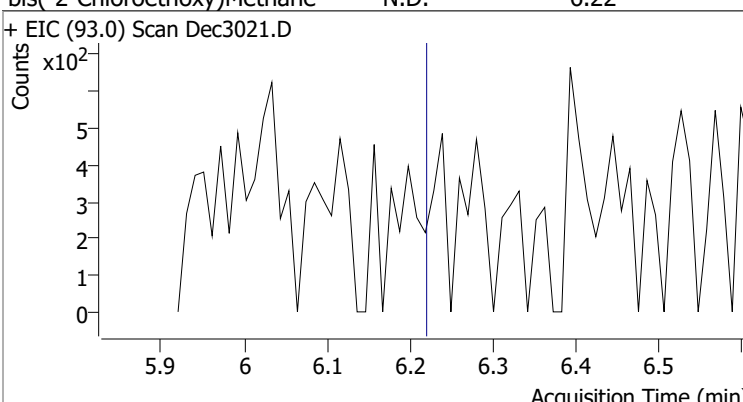
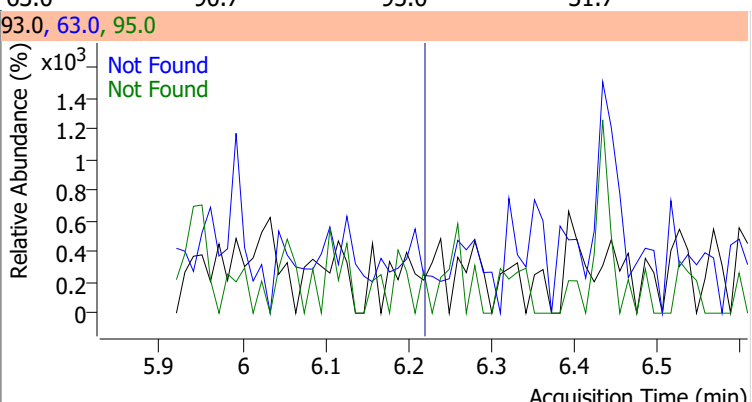
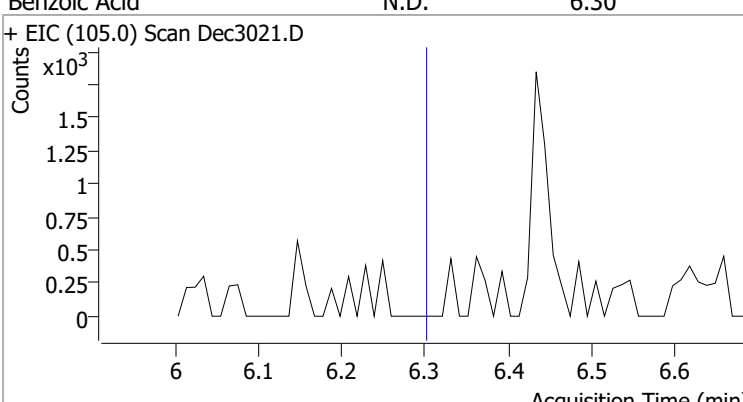
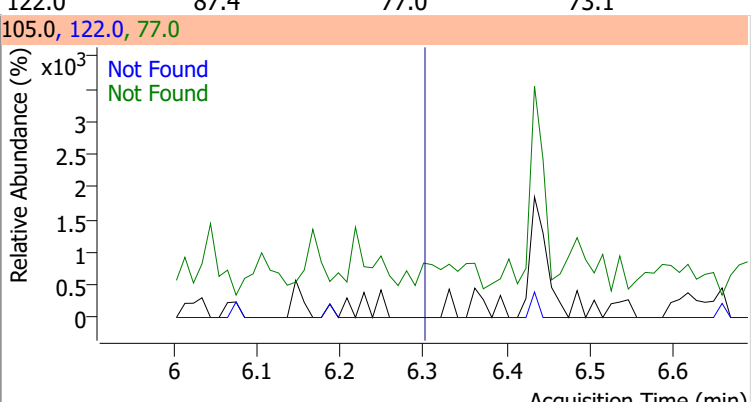
| Compound | Conc. | Exp RT | QIon | Exp Ratio | QIon | Exp Ratio |
|--------------|-------|--------|------|-----------|------|-----------|
| Nitrobenzene | N.D. | 5.64 | 77.0 | 211.4 | 51.0 | 210.3 |



| Compound | Conc. | Exp RT | QIon | Exp Ratio |
|------------|-------|--------|-------|-----------|
| Isophorone | N.D. | 5.95 | 138.0 | 19.1 |



Quantitation Results Report (QT Reviewed)

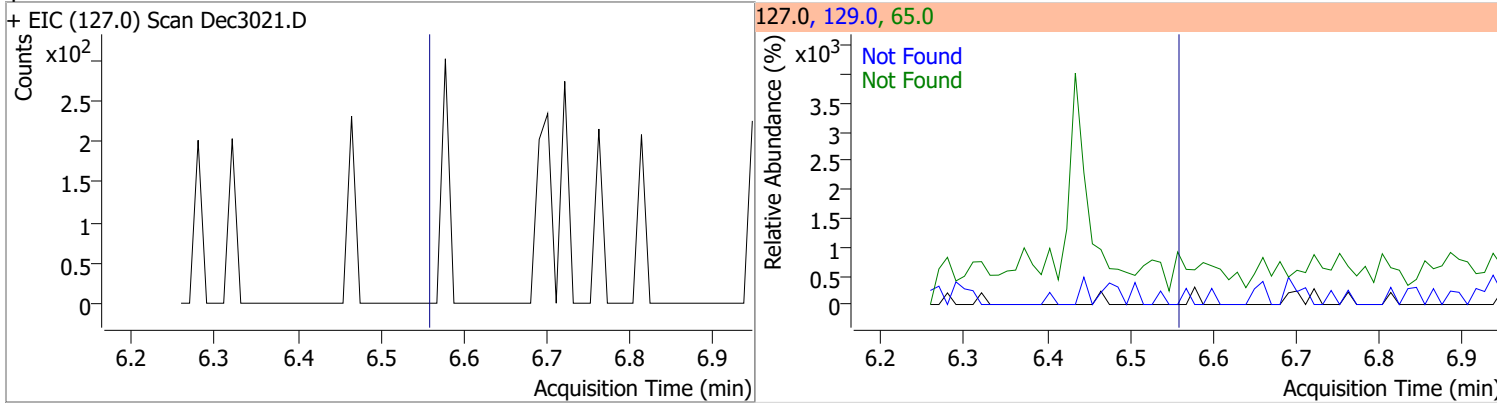
| Compound | Conc. | Exp RT | QIon | Exp Ratio | QIon | Exp Ratio |
|--|-------|--------|--|-----------|-------|-----------|
| 2-Nitrophenol | N.D. | 6.01 | 65.0 | 57.4 | 109.0 | 32.8 |
| + EIC (139.0) Scan Dec3021.D | | | 139.0, 65.0, 109.0 | | | |
|  | | |  | | | |
| 2,4-Dimethylphenol | N.D. | 6.13 | 107.0 | 109.1 | 77.0 | 32.4 |
| + EIC (122.0) Scan Dec3021.D | | | 122.0, 107.0, 77.0 | | | |
|  | | |  | | | |
| bis(-2-Chloroethoxy)Methane | N.D. | 6.22 | 63.0 | 90.7 | 95.0 | 31.7 |
| + EIC (93.0) Scan Dec3021.D | | | 93.0, 63.0, 95.0 | | | |
|  | | |  | | | |
| Benzoic Acid | N.D. | 6.30 | 122.0 | 87.4 | 77.0 | 73.1 |
| + EIC (105.0) Scan Dec3021.D | | | 105.0, 122.0, 77.0 | | | |
|  | | |  | | | |

Quantitation Results Report (QT Reviewed)

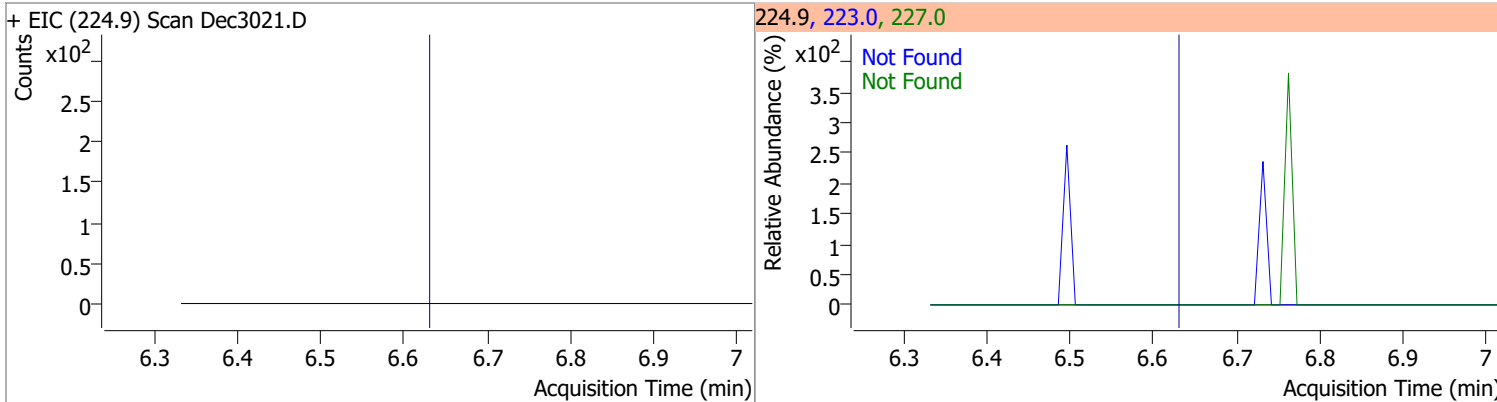
| Compound | Conc. | Exp RT | QIon | Exp Ratio | QIon | Exp Ratio |
|------------------------------|-------|--------|---------------------|-----------|-------|-----------|
| 2,4-Dichlorophenol | N.D. | 6.31 | 164.0 | 62.0 | 98.0 | 32.4 |
| + EIC (162.0) Scan Dec3021.D | | | 162.0, 164.0, 98.0 | | | |
| | | | | | | |
| 1,2,4-Trichlorobenzene | N.D. | 6.38 | 182.0 | 94.1 | 145.0 | 30.4 |
| + EIC (180.0) Scan Dec3021.D | | | 180.0, 182.0, 145.0 | | | |
| | | | | | | |
| Naphthalene | N.D. | 6.46 | 129.0 | 10.9 | 102.0 | 9.3 |
| + EIC (128.0) Scan Dec3021.D | | | 128.0, 129.0, 102.0 | | | |
| | | | | | | |
| 4-Chlorophenol | N.D. | 6.52 | 128.0 | 309.7 | | |
| + EIC (130.0) Scan Dec3021.D | | | 130.0, 128.0 | | | |
| | | | | | | |

Quantitation Results Report (QT Reviewed)

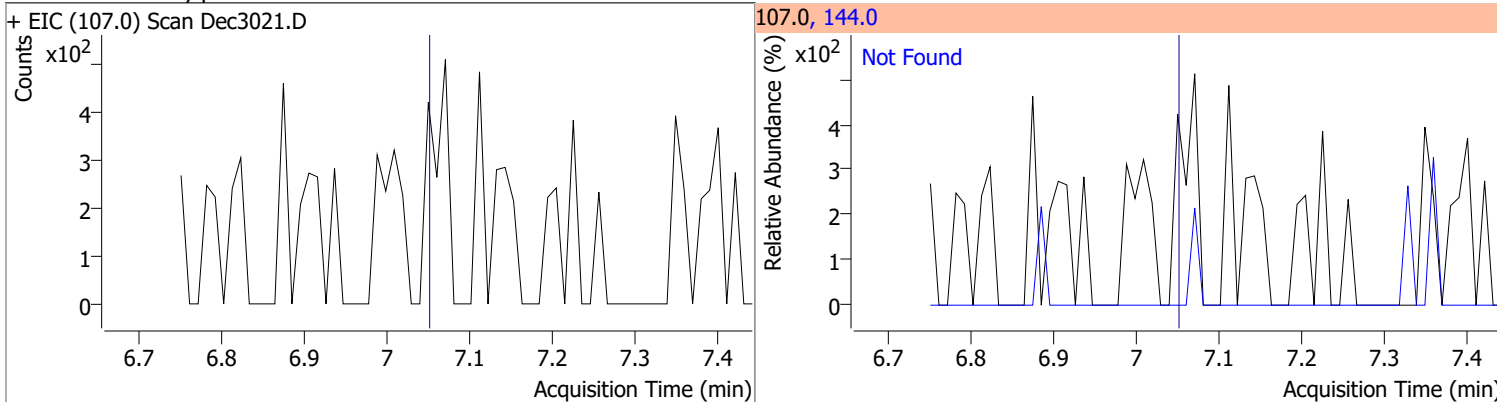
| Compound | Conc. | Exp RT | QIon | Exp Ratio | QIon | Exp Ratio |
|-----------------|-------|--------|------|-----------|-------|-----------|
| p-Chloroaniline | N.D. | 6.56 | 65.0 | 37.5 | 129.0 | 29.2 |



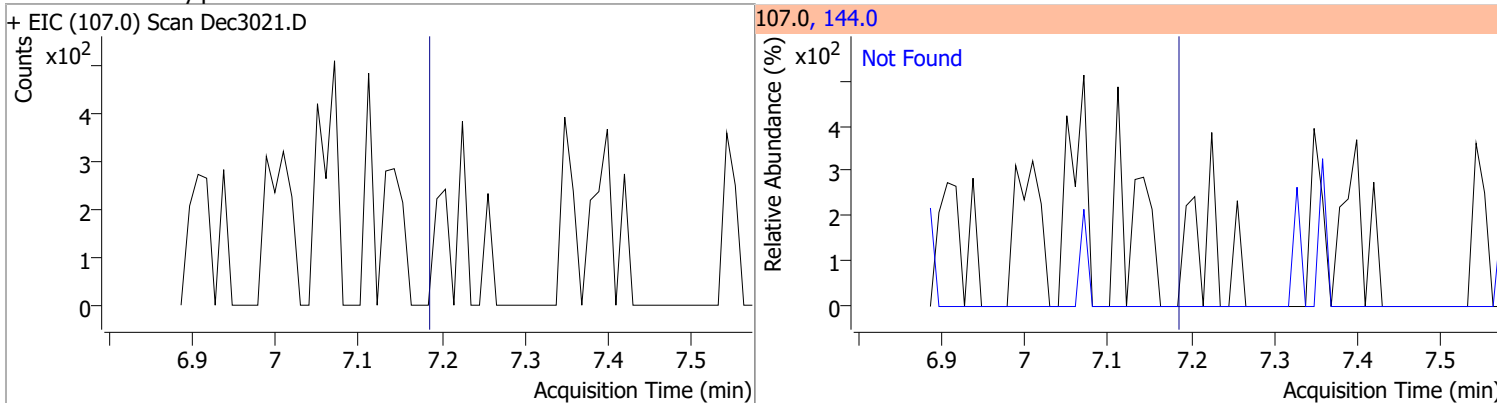
| Compound | Conc. | Exp RT | QIon | Exp Ratio | QIon | Exp Ratio |
|---------------------|-------|--------|-------|-----------|-------|-----------|
| Hexachlorobutadiene | N.D. | 6.63 | 227.0 | 66.6 | 223.0 | 60.8 |



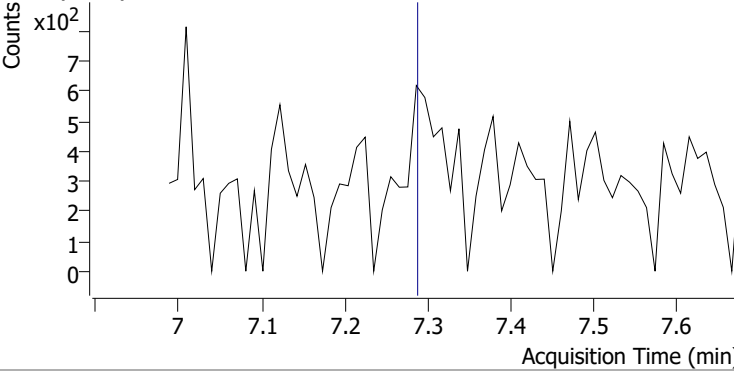
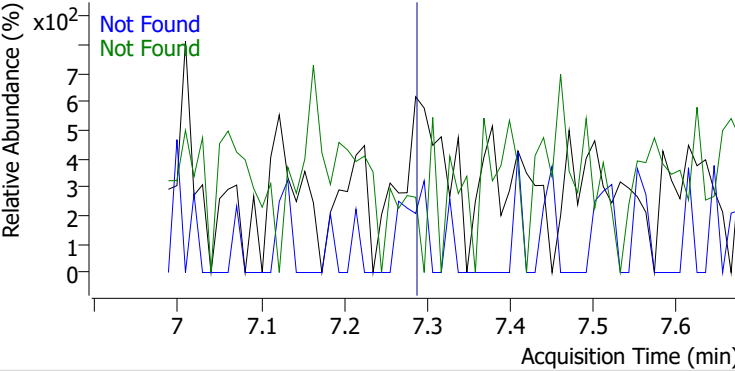
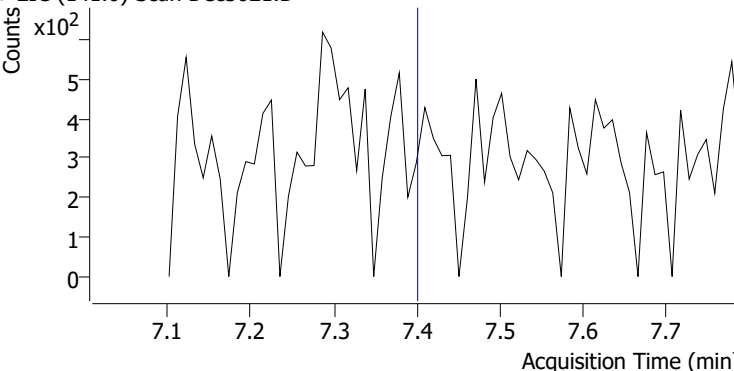
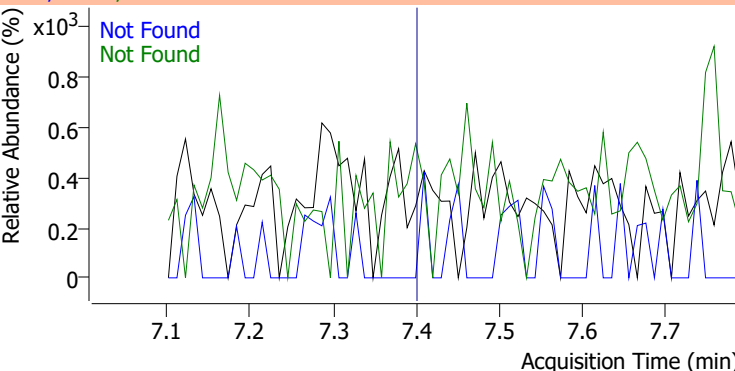
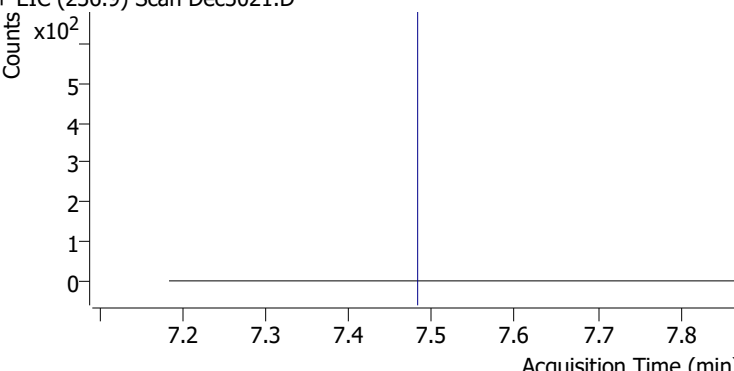
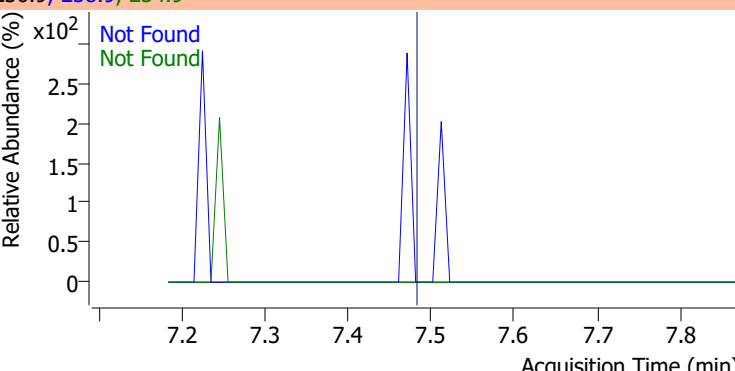
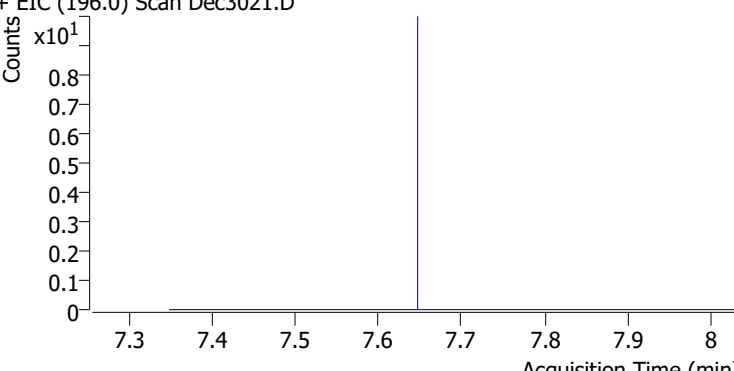
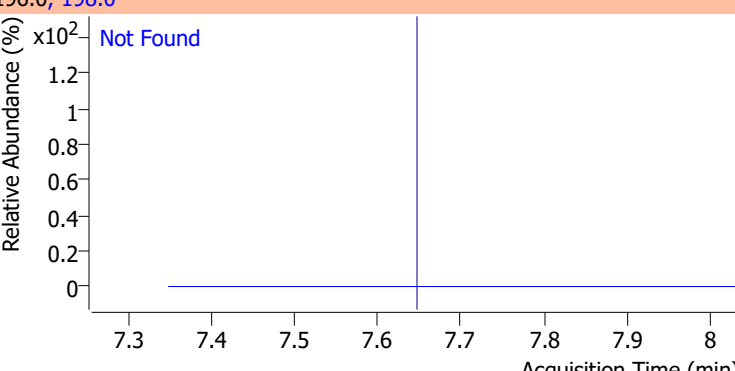
| Compound | Conc. | Exp RT | QIon | Exp Ratio |
|-------------------------|-------|--------|-------|-----------|
| 4-Chloro-2-Methylphenol | N.D. | 7.05 | 144.0 | 26.6 |



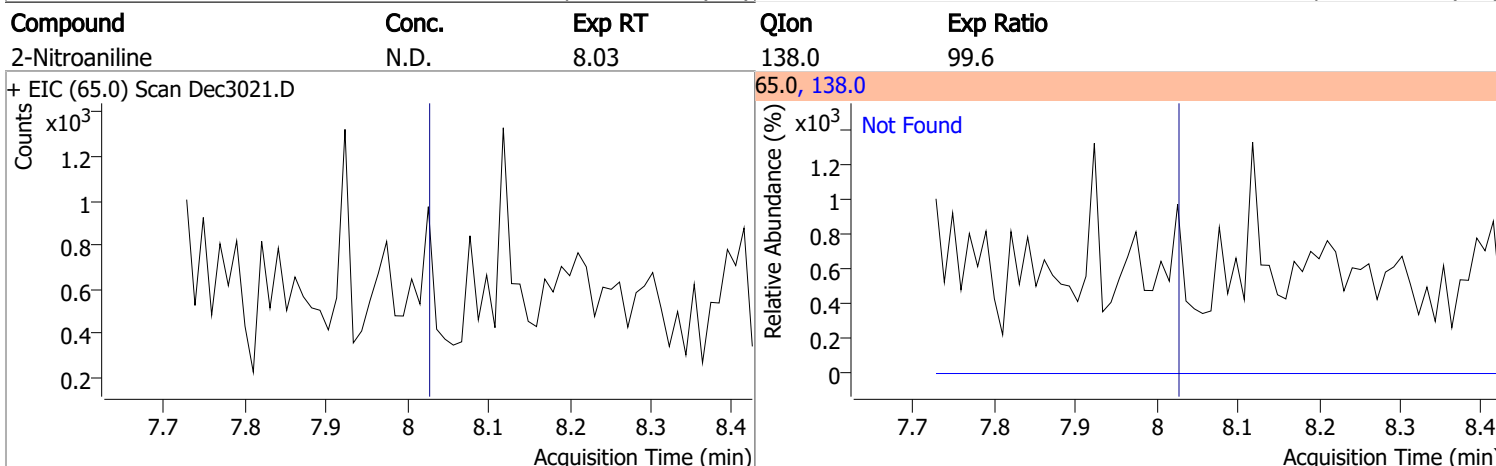
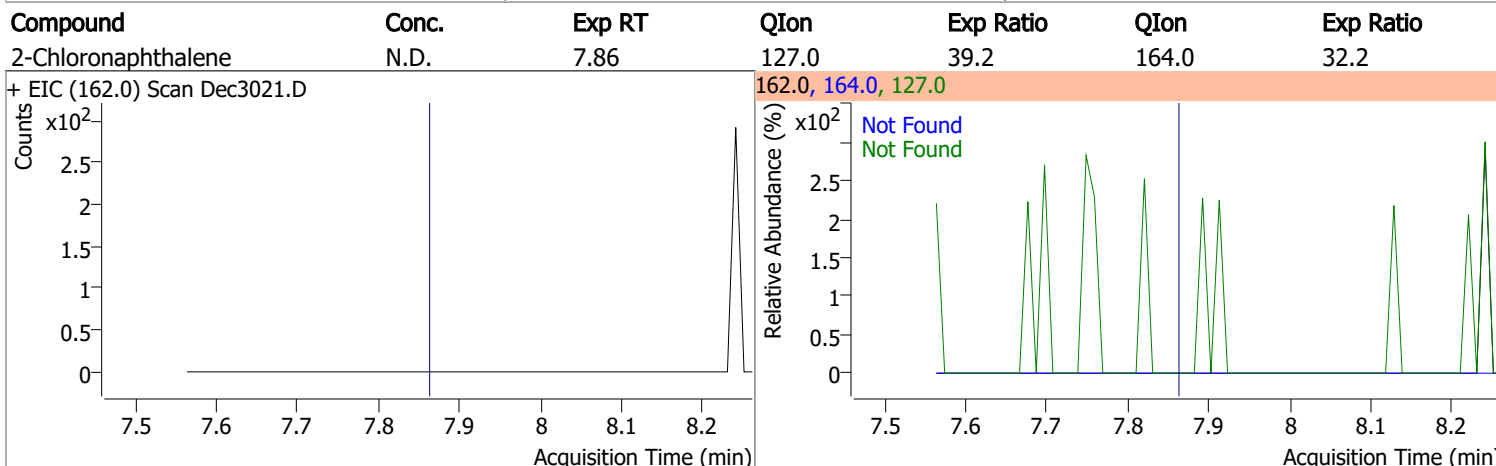
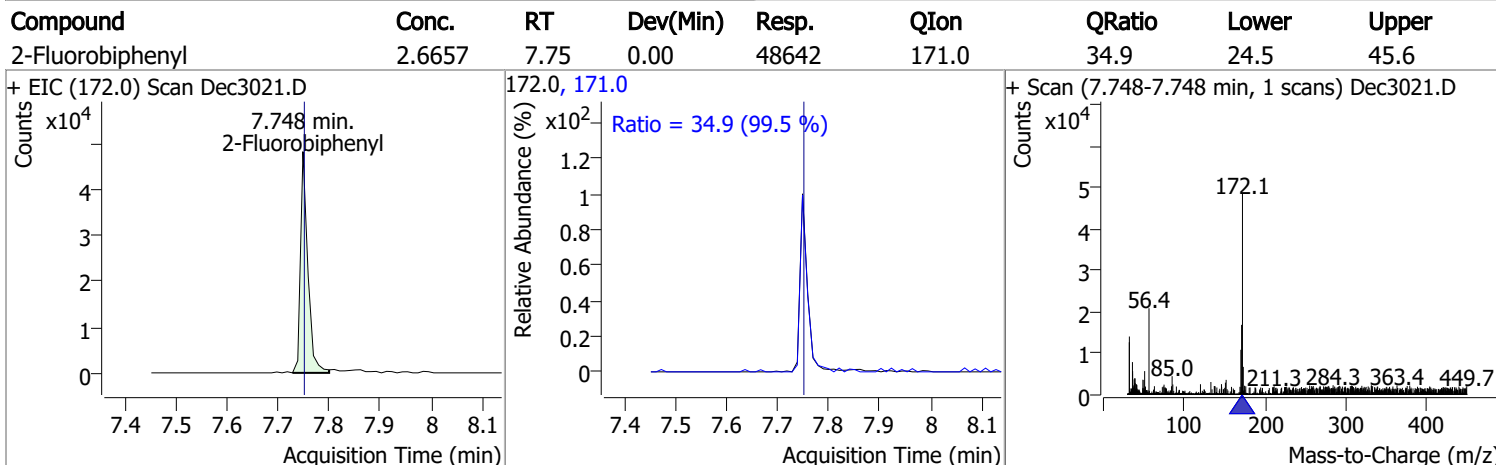
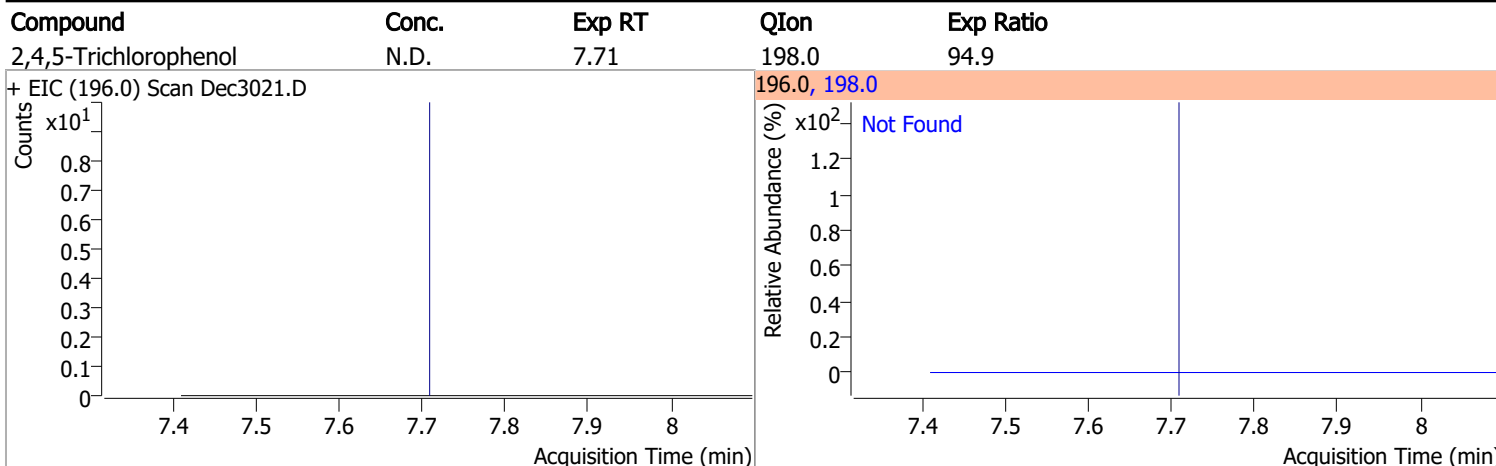
| Compound | Conc. | Exp RT | QIon | Exp Ratio |
|-------------------------|-------|--------|-------|-----------|
| 4-Chloro-3-Methylphenol | N.D. | 7.18 | 144.0 | 27.6 |



Quantitation Results Report (QT Reviewed)

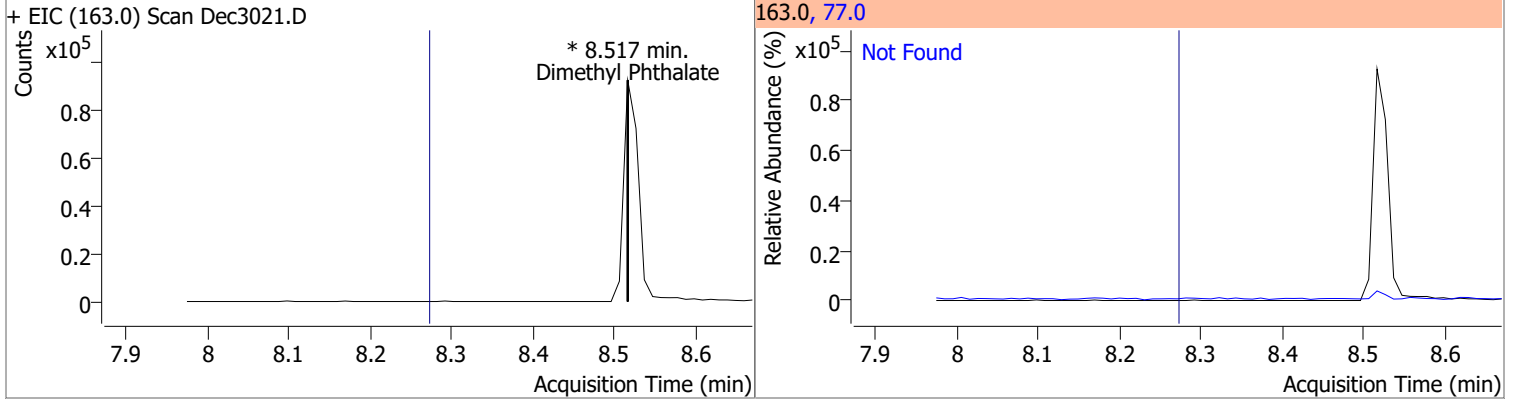
| Compound | Conc. | Exp RT | QIon | Exp Ratio | QIon | Exp Ratio |
|--|-------|--------|--|-----------|-------|-----------|
| 2-Methylnaphthalene | N.D. | 7.29 | 142.0 | 114.8 | 115.0 | 42.0 |
| + EIC (141.0) Scan Dec3021.D | | | 141.0, 142.0, 115.0 | | | |
|  | | |  | | | |
| 1-Methylnaphthalene | N.D. | 7.40 | 142.0 | 111.0 | 115.0 | 42.5 |
| + EIC (141.0) Scan Dec3021.D | | | 141.0, 142.0, 115.0 | | | |
|  | | |  | | | |
| Hexachlorocyclopentadiene | N.D. | 7.48 | 234.9 | 64.7 | 238.9 | 64.1 |
| + EIC (236.9) Scan Dec3021.D | | | 236.9, 238.9, 234.9 | | | |
|  | | |  | | | |
| 2,4,6-Trichlorophenol | N.D. | 7.65 | 198.0 | 94.4 | | |
| + EIC (196.0) Scan Dec3021.D | | | 196.0, 198.0 | | | |
|  | | |  | | | |

Quantitation Results Report (QT Reviewed)

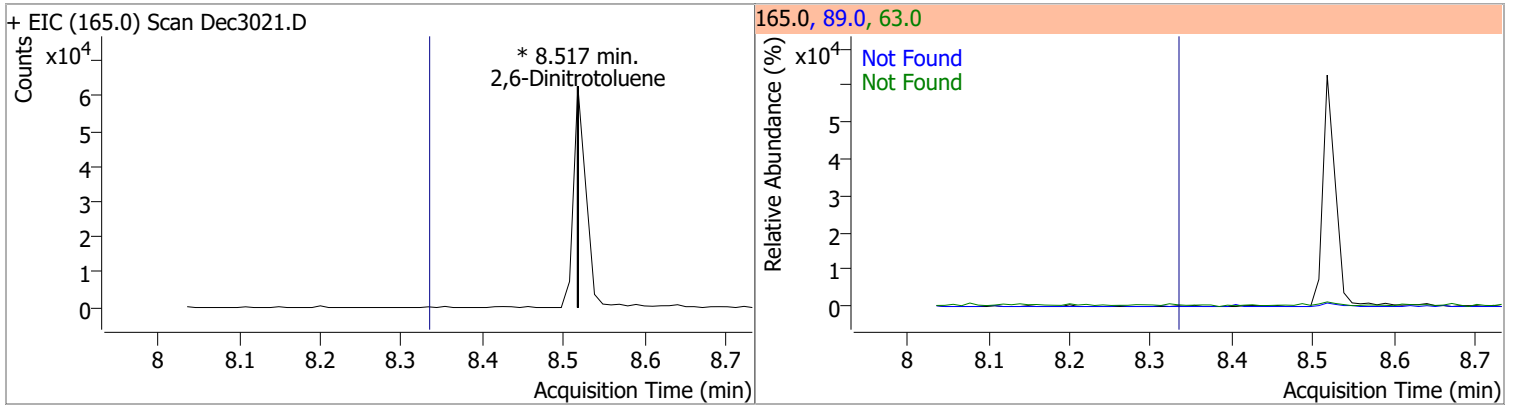


Quantitation Results Report (QT Reviewed)

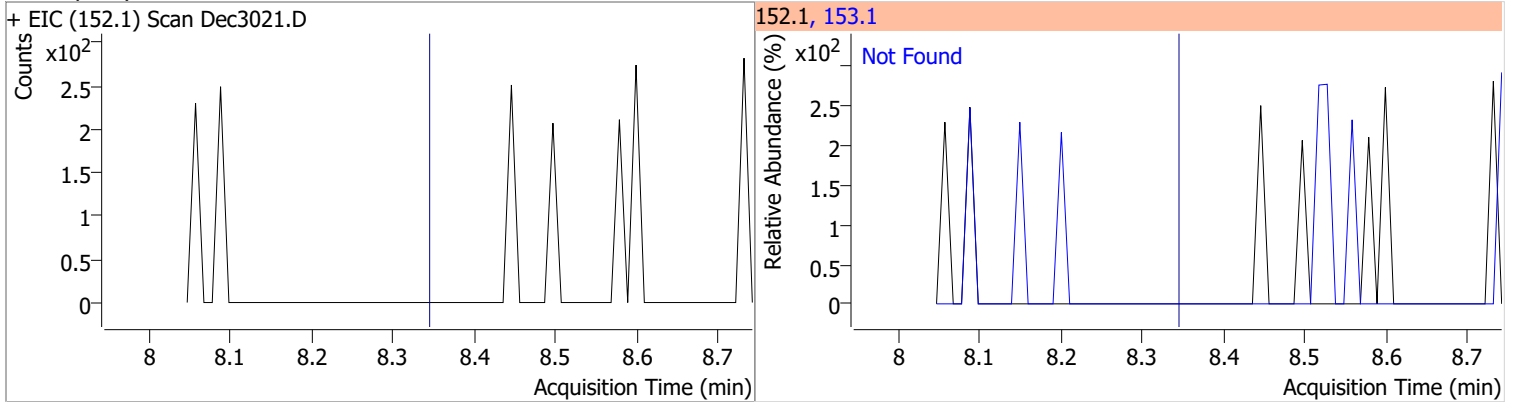
| Compound | Conc. | RT | Dev(Min) | Resp. | QIon | QRatio | Lower | Upper |
|--------------------|-------|----|----------|-------|------|--------|-------|-------|
| Dimethyl Phthalate | 0 | 0 | | 0 | 77.0 | | 15.1 | 28.0 |



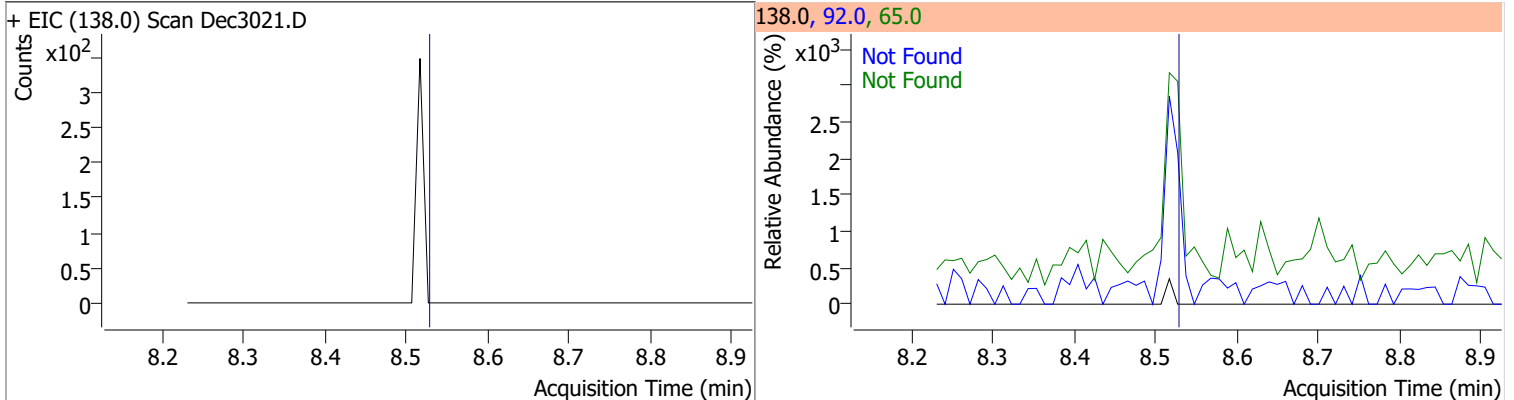
| Compound | Conc. | RT | Dev(Min) | Resp. | QIon | QRatio | Lower | Upper |
|--------------------|-------|----|----------|-------|--------------|--------|---------------|---------------|
| 2,6-Dinitrotoluene | 0 | 0 | | 0 | 63.0 89.0 | | 135.1 47.4 | 250.9 88.1 |



| Compound | Conc. | Exp RT | QIon | Exp Ratio |
|----------------|-------|--------|-------|-----------|
| Acenaphthylene | N.D. | 8.34 | 153.1 | 13.9 |

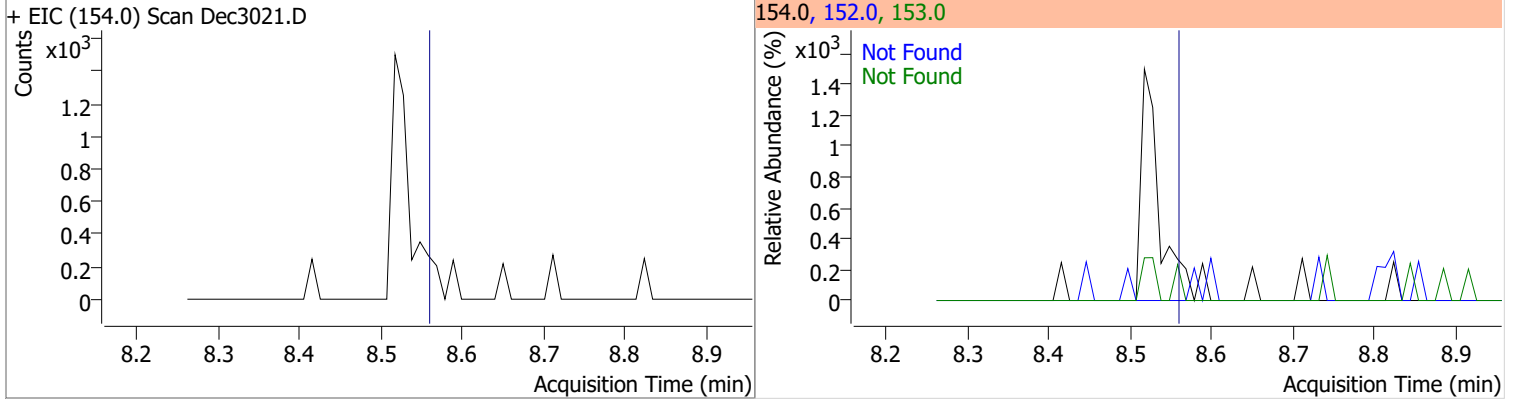


| Compound | Conc. | Exp RT | QIon | Exp Ratio | QIon | Exp Ratio |
|----------------|-------|--------|------|-----------|------|-----------|
| 3-Nitroaniline | N.D. | 8.53 | 65.0 | 157.8 | 92.0 | 118.6 |

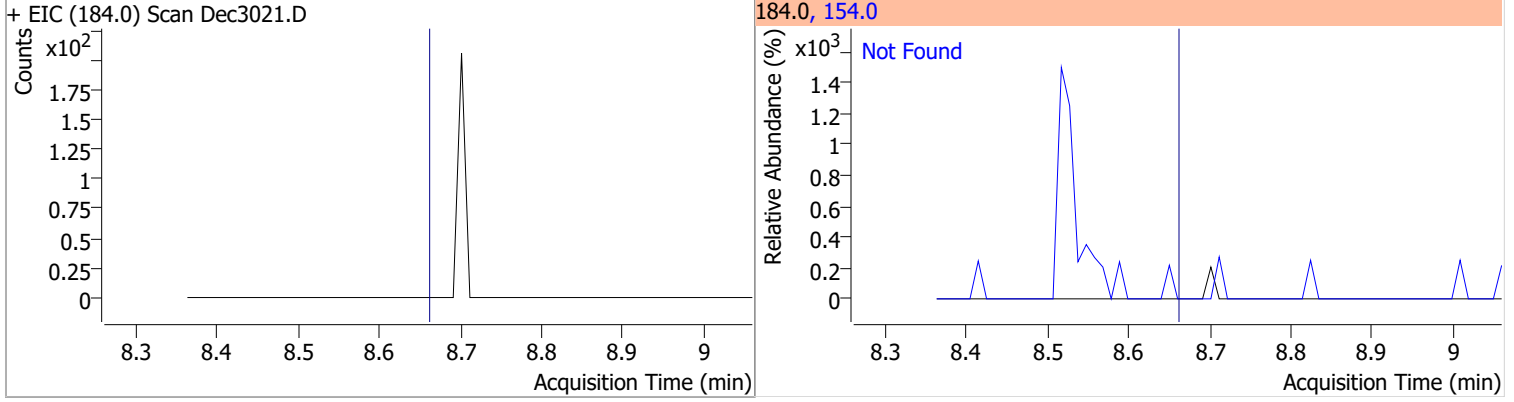


Quantitation Results Report (QT Reviewed)

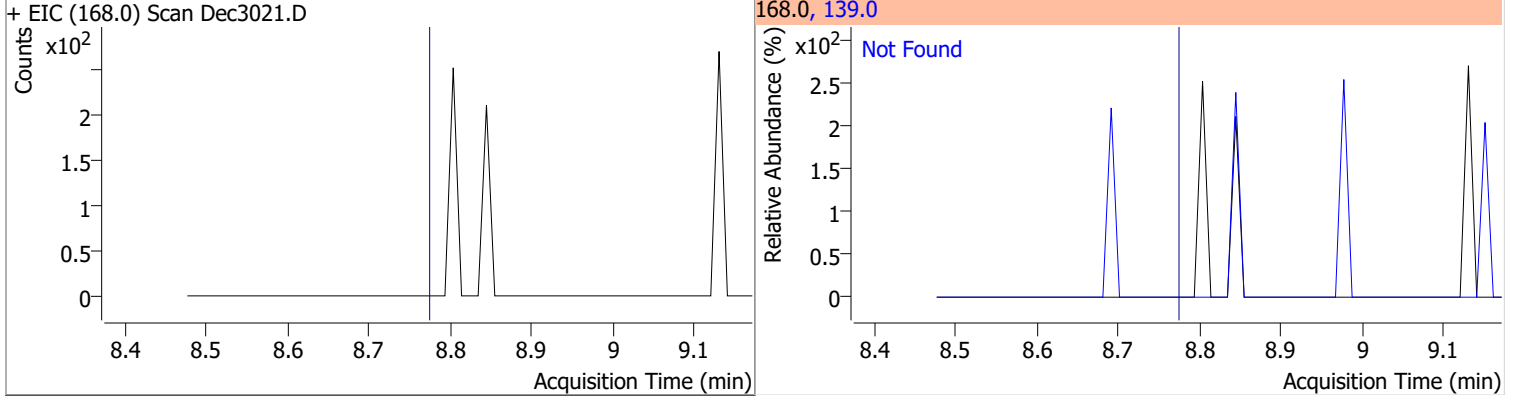
| Compound | Conc. | Exp RT | QIon | Exp Ratio | QIon | Exp Ratio |
|--------------|-------|--------|-------|-----------|-------|-----------|
| Acenaphthene | N.D. | 8.56 | 153.0 | 109.6 | 152.0 | 52.7 |



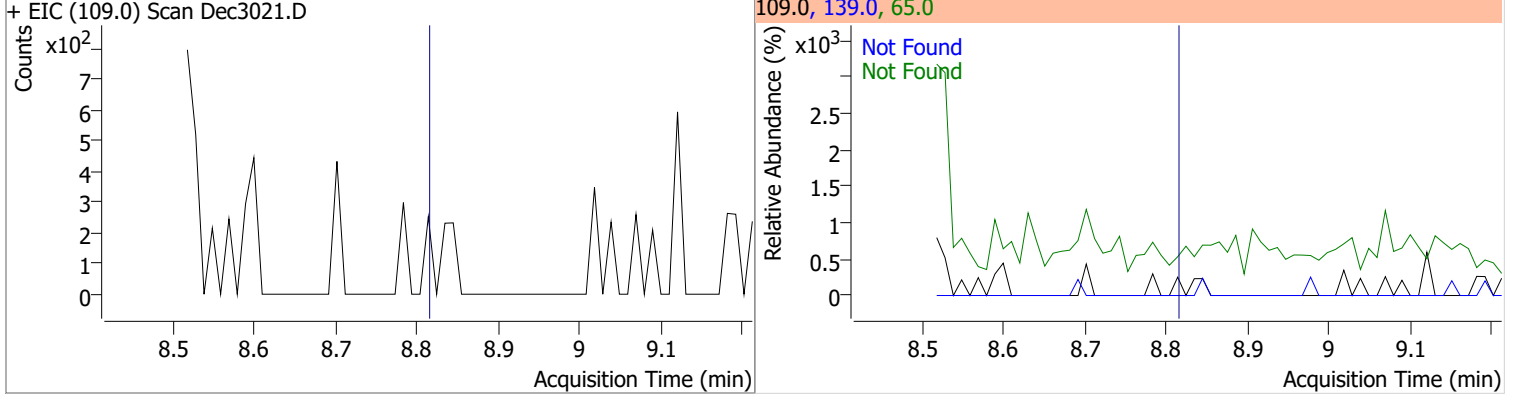
| Compound | Conc. | Exp RT | QIon | Exp Ratio |
|-------------------|-------|--------|-------|-----------|
| 2,4-Dinitrophenol | N.D. | 8.66 | 154.0 | 55.5 |



| Compound | Conc. | Exp RT | QIon | Exp Ratio |
|--------------|-------|--------|-------|-----------|
| Dibenzofuran | N.D. | 8.77 | 139.0 | 38.2 |

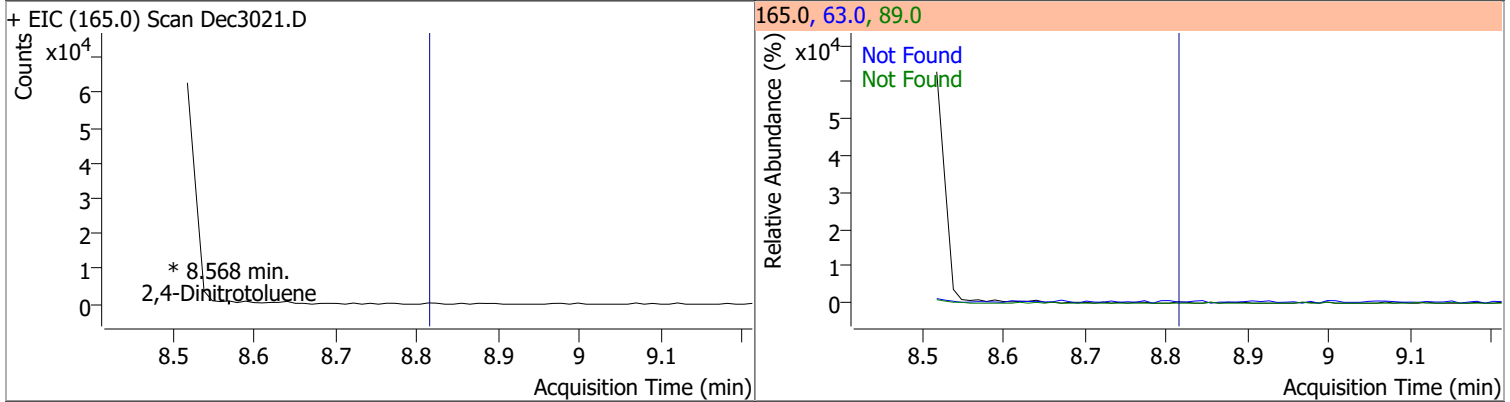


| Compound | Conc. | Exp RT | QIon | Exp Ratio | QIon | Exp Ratio |
|---------------|-------|--------|------|-----------|-------|-----------|
| 4-Nitrophenol | N.D. | 8.81 | 65.0 | 85.8 | 139.0 | 70.9 |

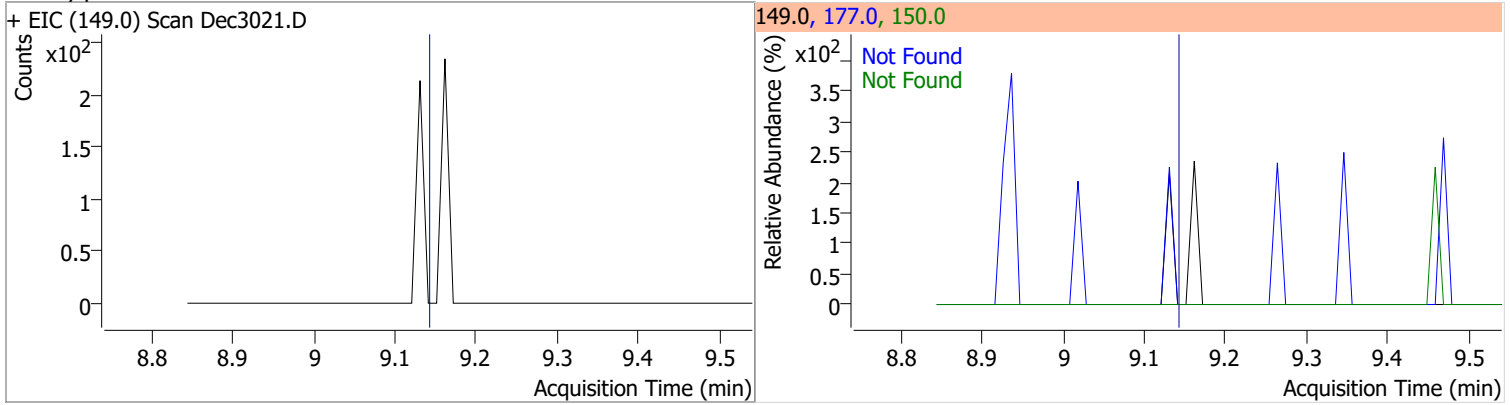


Quantitation Results Report (QT Reviewed)

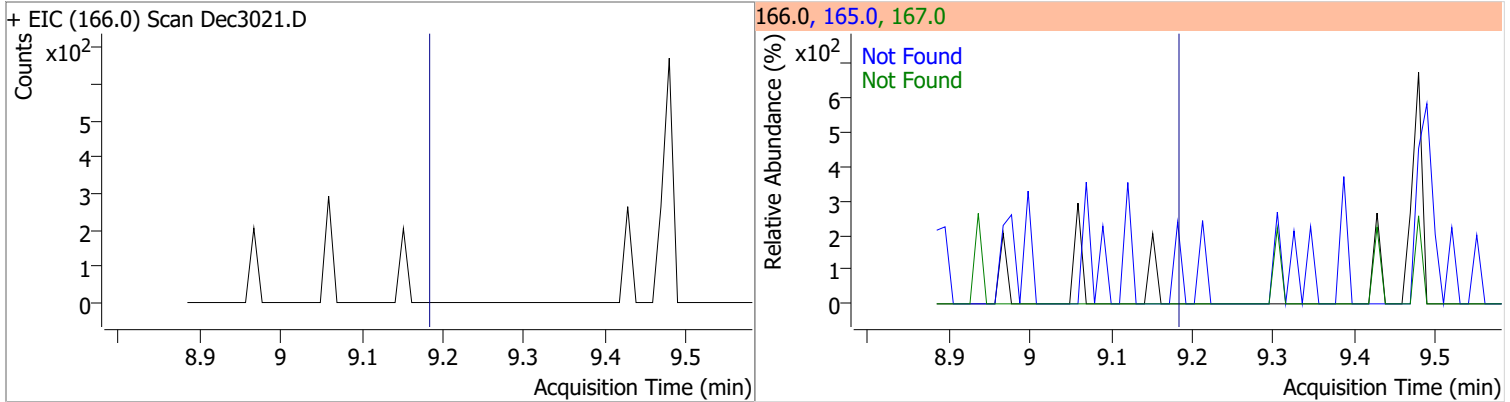
| Compound | Conc. | RT | Dev(Min) | Resp. | QIon | QRatio | Lower | Upper |
|--------------------|-------|----|----------|-------|------|--------|-------|-------|
| 2,4-Dinitrotoluene | 0 | 0 | 0 | 0 | 63.0 | | 62.6 | 116.2 |
| | | | | | 89.0 | | 55.4 | 102.8 |



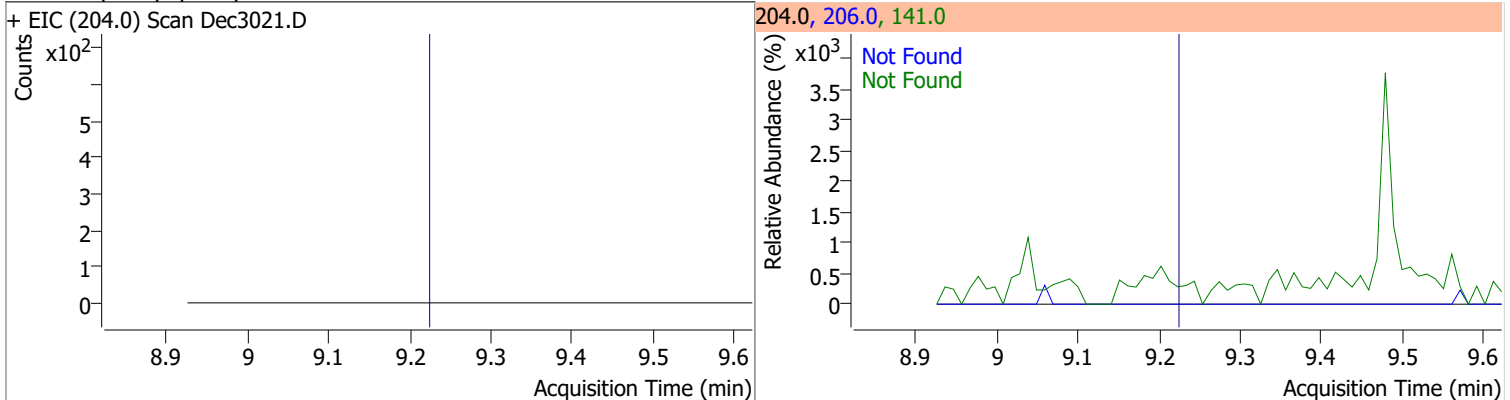
| Compound | Conc. | Exp RT | QIon | Exp Ratio | QIon | Exp Ratio |
|------------------|-------|--------|-------|-----------|-------|-----------|
| Diethylphthalate | N.D. | 9.14 | 177.0 | 19.4 | 150.0 | 12.3 |



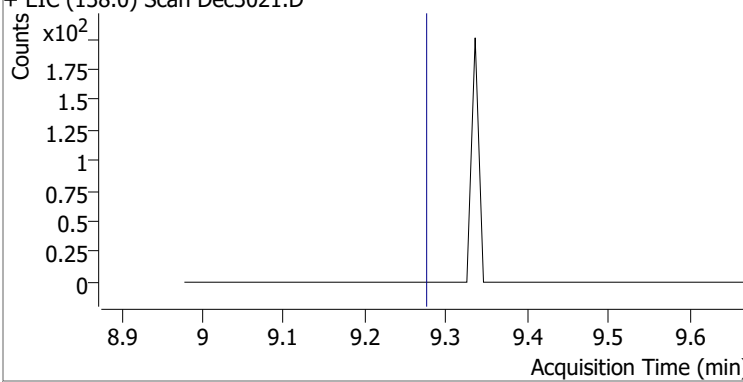
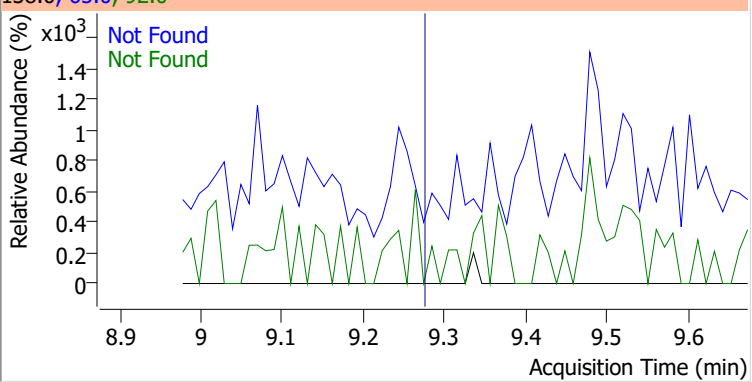
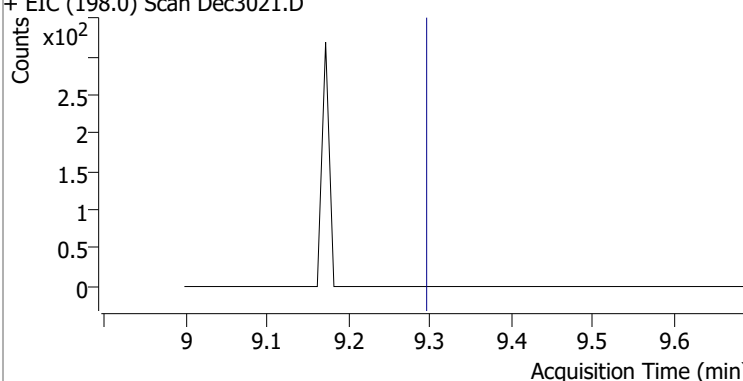
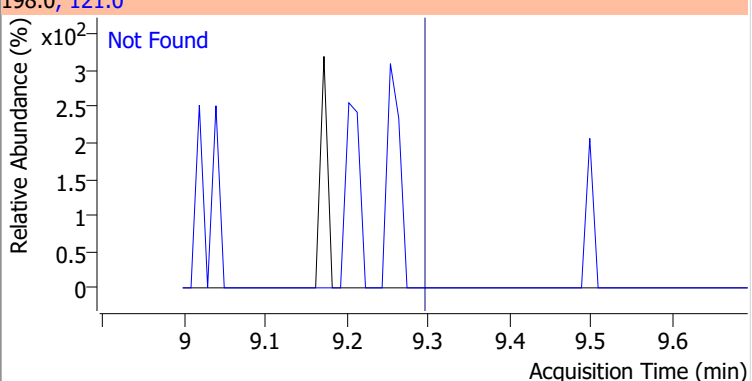
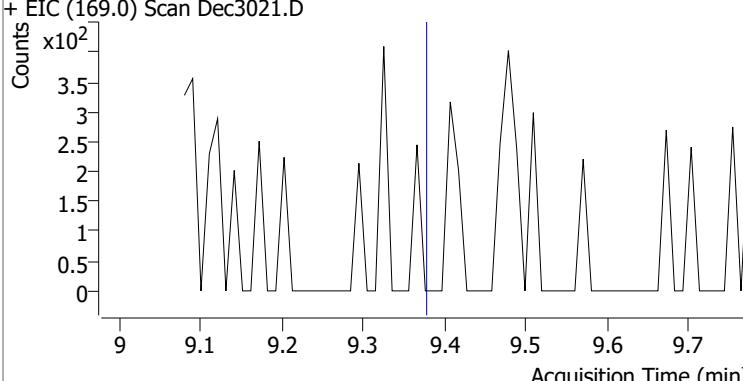
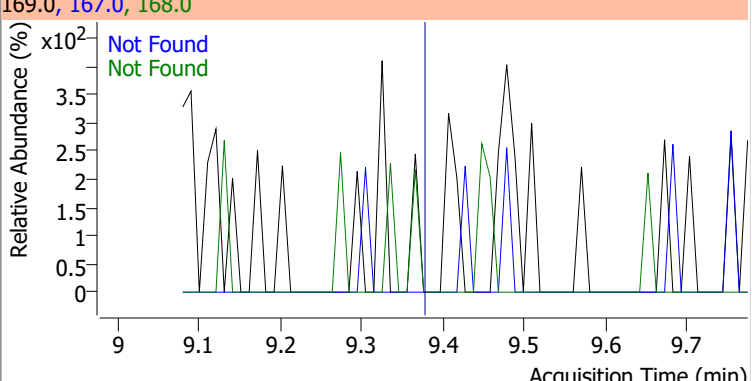
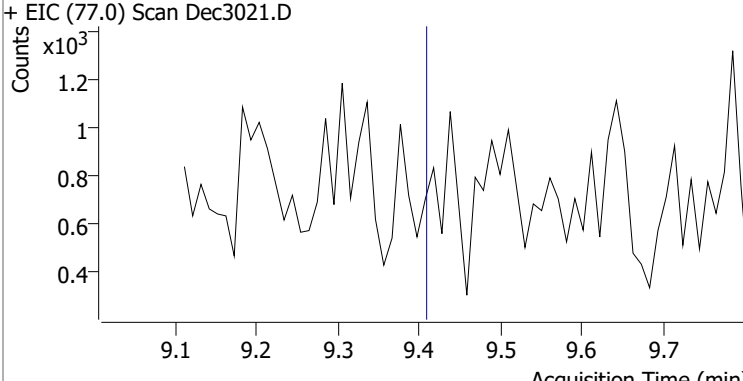
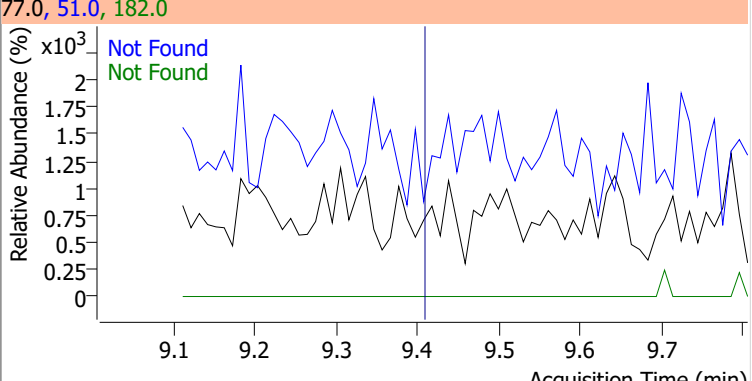
| Compound | Conc. | Exp RT | QIon | Exp Ratio | QIon | Exp Ratio |
|----------|-------|--------|-------|-----------|-------|-----------|
| Fluorene | N.D. | 9.18 | 165.0 | 88.8 | 167.0 | 12.9 |



| Compound | Conc. | Exp RT | QIon | Exp Ratio | QIon | Exp Ratio |
|----------------------------|-------|--------|-------|-----------|-------|-----------|
| 4-Chlorophenyl-phenylether | N.D. | 9.22 | 141.0 | 65.7 | 206.0 | 32.4 |

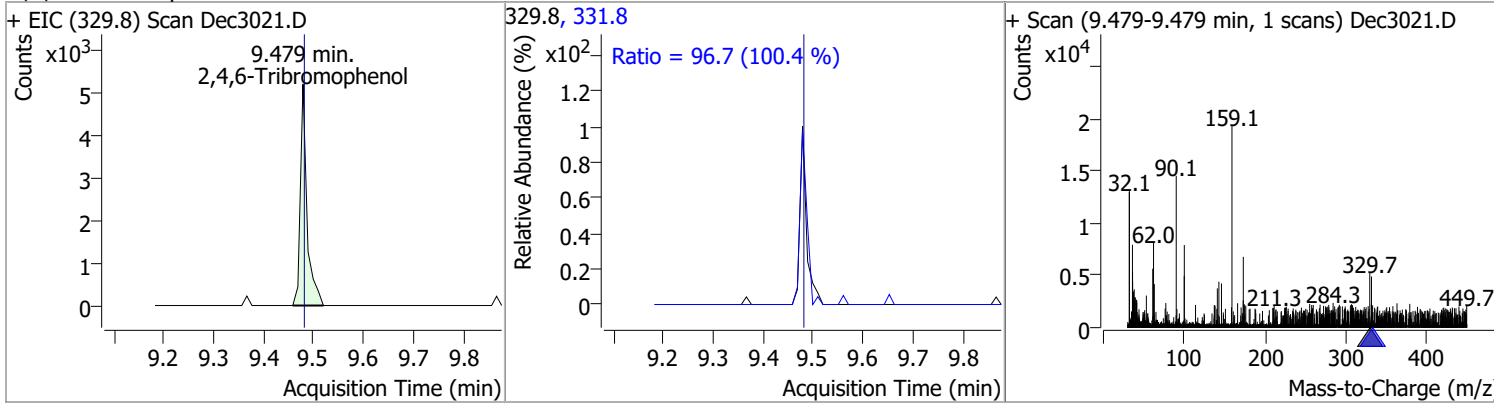


Quantitation Results Report (QT Reviewed)

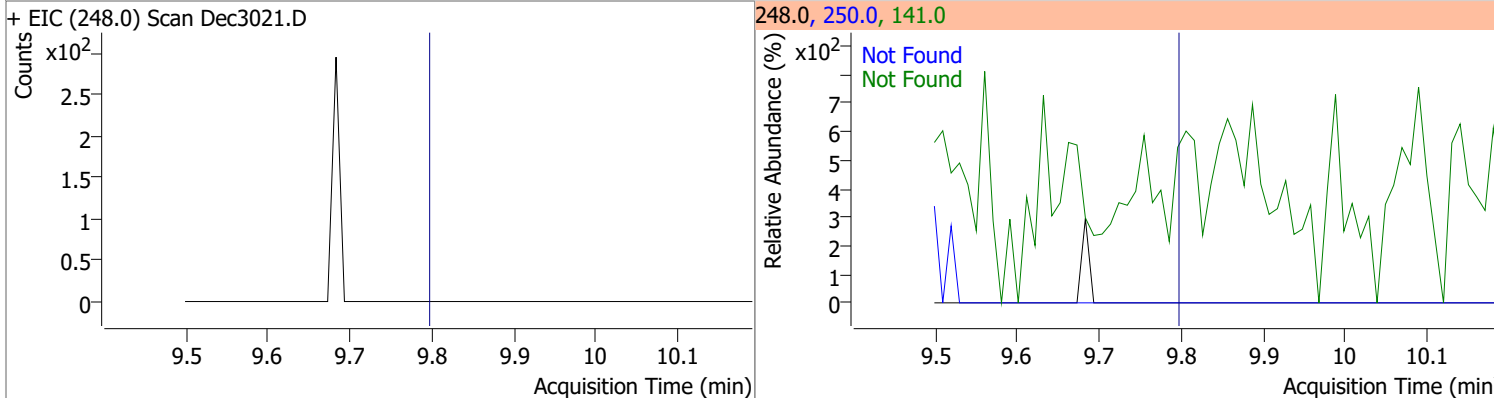
| Compound | Conc. | Exp RT | QIon | Exp Ratio | QIon | Exp Ratio |
|--|-------|--------|--|-----------|-------|-----------|
| 4-Nitroaniline | N.D. | 9.27 | 65.0 | 131.3 | 92.0 | 49.5 |
| + EIC (138.0) Scan Dec3021.D | | | 138.0, 65.0, 92.0 | | | |
|  | | |  | | | |
| 4,6-Dinitro-2-methylphenol | N.D. | 9.29 | 121.0 | 52.9 | | |
| + EIC (198.0) Scan Dec3021.D | | | 198.0, 121.0 | | | |
|  | | |  | | | |
| N-nitrosodiphenylamine | N.D. | 9.38 | 168.0 | 66.6 | 167.0 | 35.0 |
| + EIC (169.0) Scan Dec3021.D | | | 169.0, 167.0, 168.0 | | | |
|  | | |  | | | |
| Azobenzene | N.D. | 9.41 | 51.0 | 49.7 | 182.0 | 23.1 |
| + EIC (77.0) Scan Dec3021.D | | | 77.0, 51.0, 182.0 | | | |
|  | | |  | | | |

Quantitation Results Report (QT Reviewed)

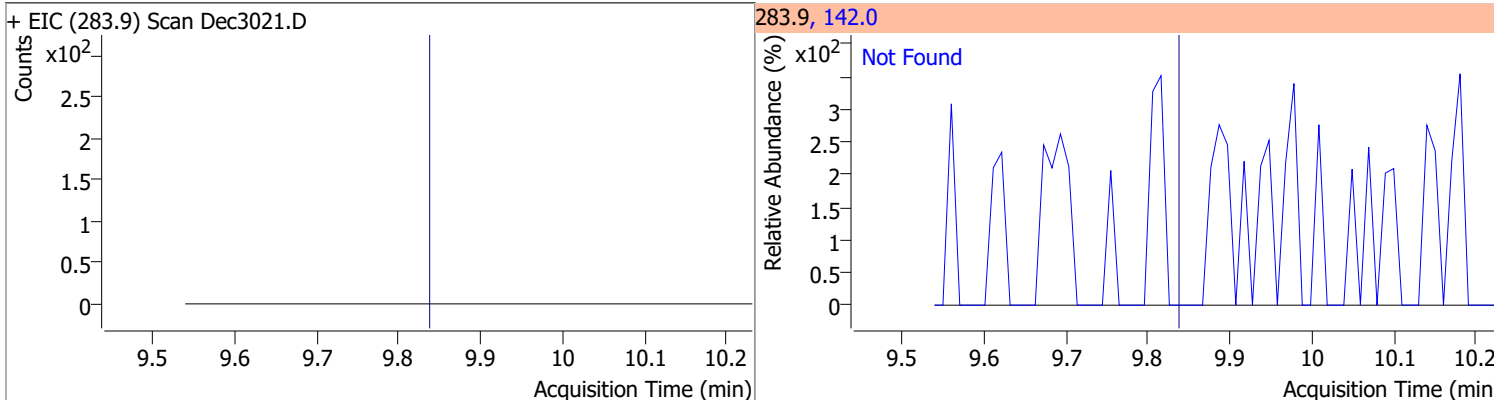
| Compound | Conc. | RT | Dev(Min) | Resp. | QIon | QRatio | Lower | Upper |
|----------------------|--------|------|----------|-------|-------|--------|-------|-------|
| 2,4,6-Tribromophenol | 7.4686 | 9.48 | 0.00 | 4831 | 331.8 | 96.7 | 67.5 | 125.3 |



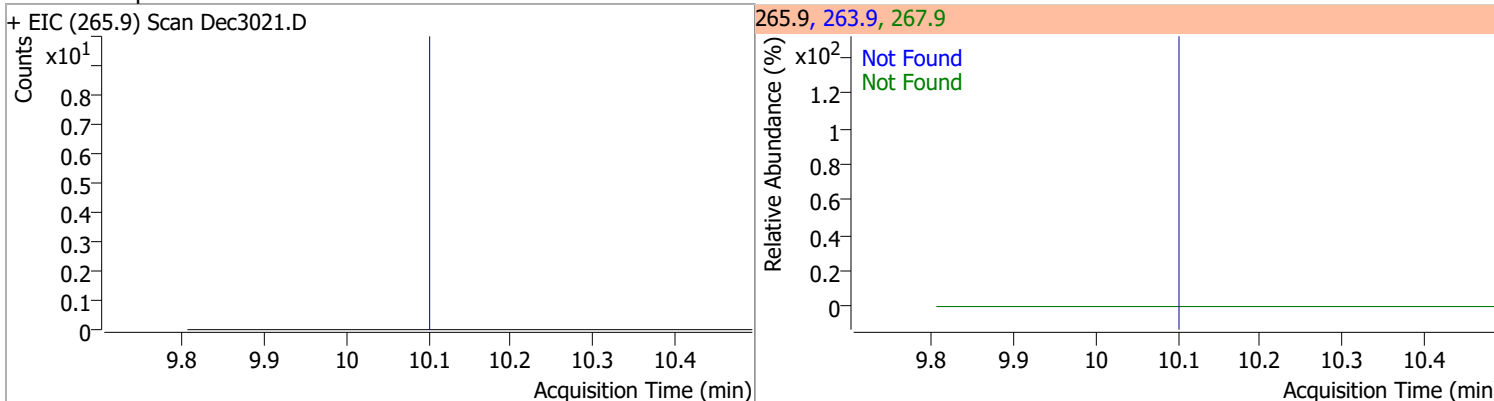
| Compound | Conc. | Exp RT | QIon | Exp Ratio | QIon | Exp Ratio |
|---------------------------|-------|--------|-------|-----------|-------|-----------|
| 4-Bromophenyl-phenylether | N.D. | 9.80 | 141.0 | 109.8 | 250.0 | 97.9 |



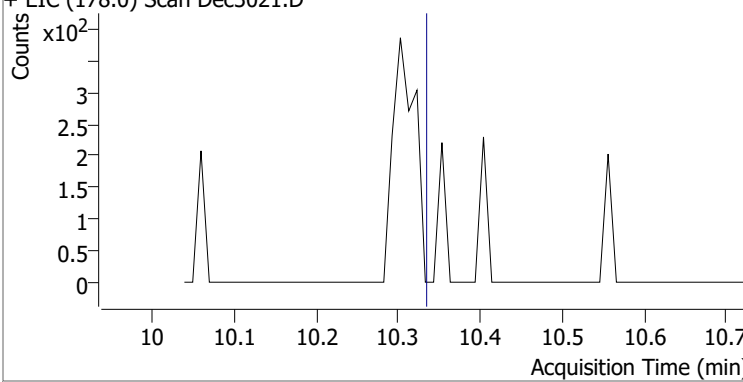
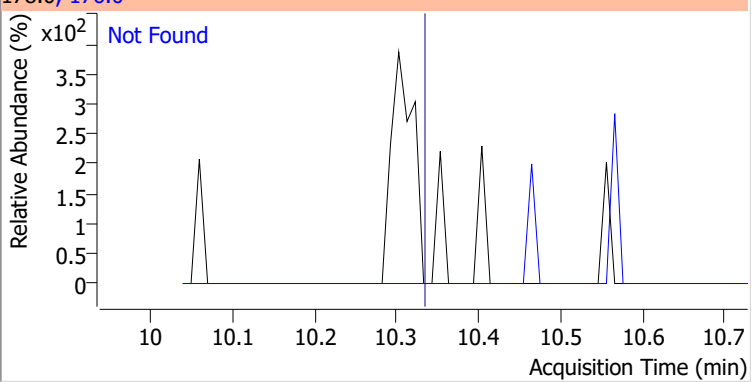
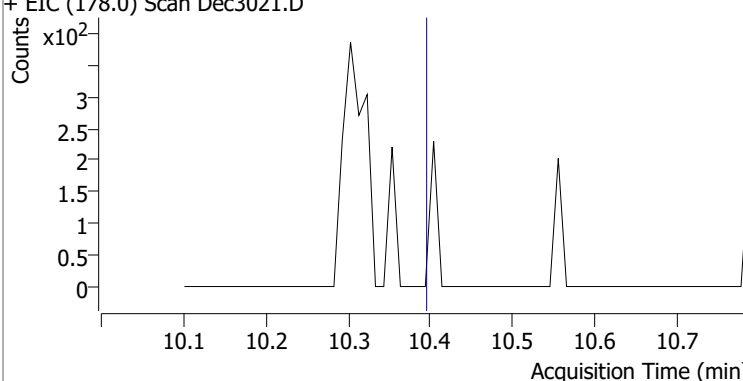
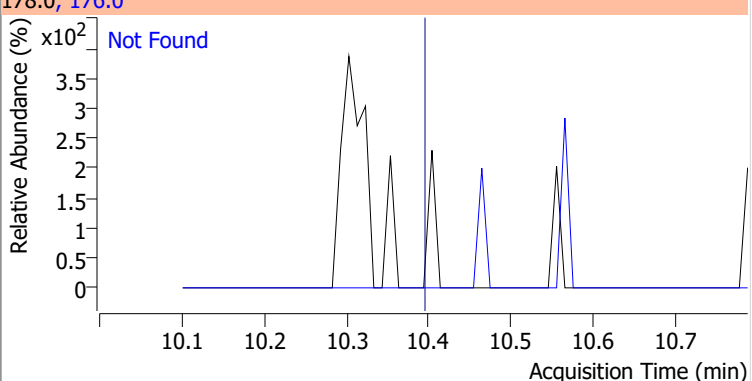
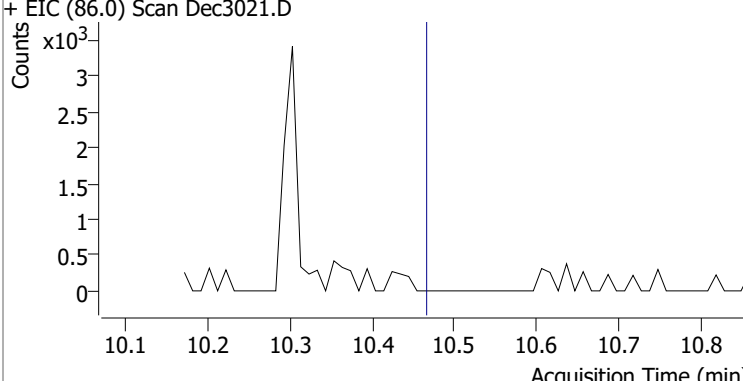
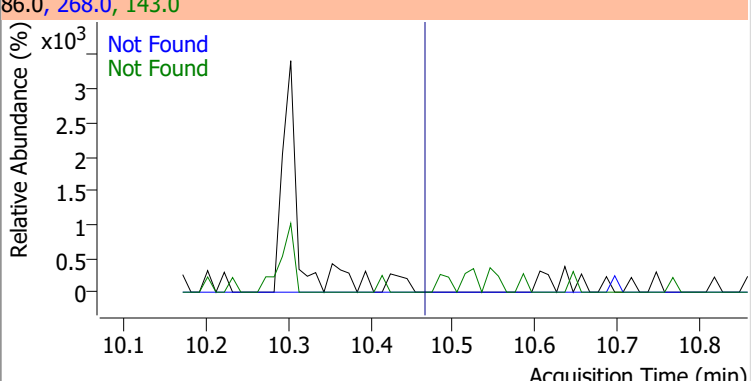
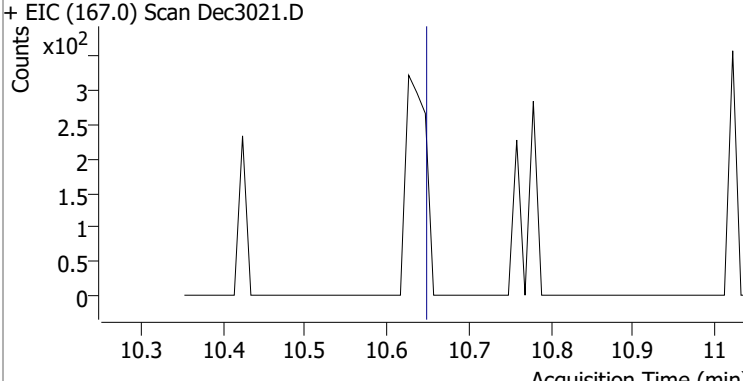
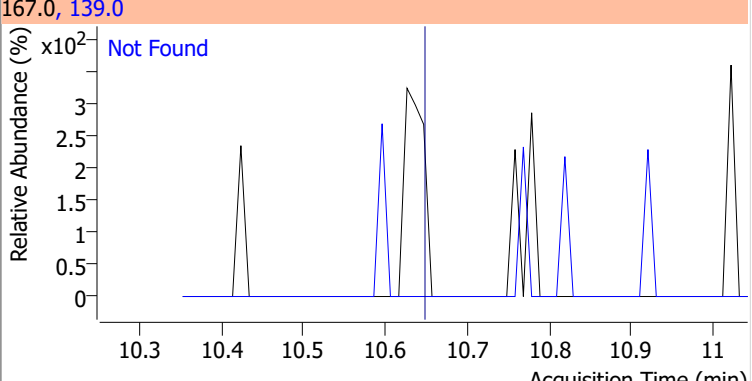
| Compound | Conc. | Exp RT | QIon | Exp Ratio | QIon | Exp Ratio |
|-------------------|-------|--------|-------|-----------|------|-----------|
| Hexachlorobenzene | N.D. | 9.84 | 142.0 | 64.6 | | |



| Compound | Conc. | Exp RT | QIon | Exp Ratio | QIon | Exp Ratio |
|-------------------|-------|--------|-------|-----------|-------|-----------|
| Pentachlorophenol | N.D. | 10.10 | 263.9 | 62.0 | 267.9 | 61.9 |

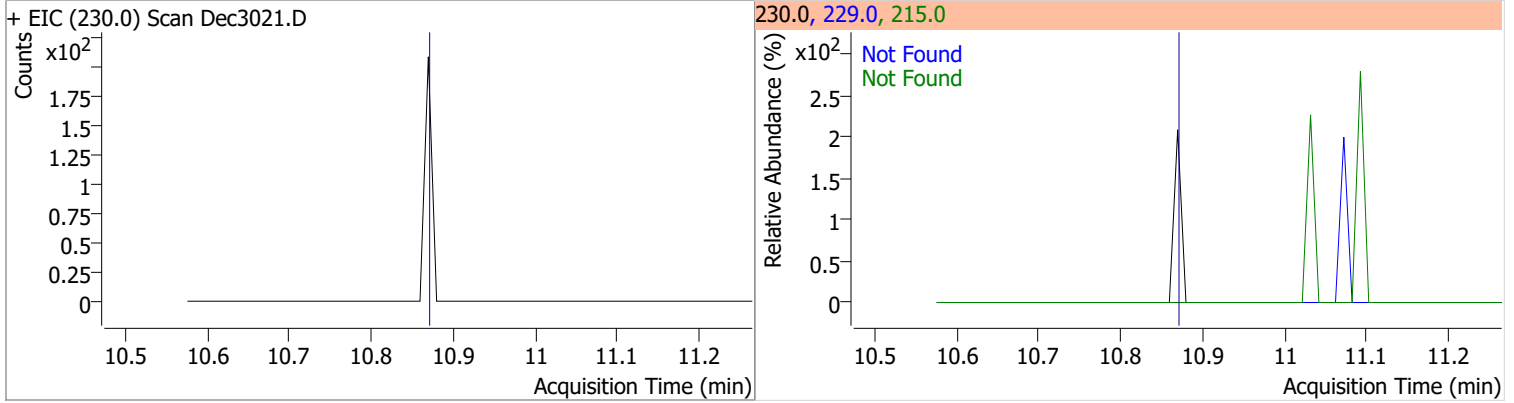


Quantitation Results Report (QT Reviewed)

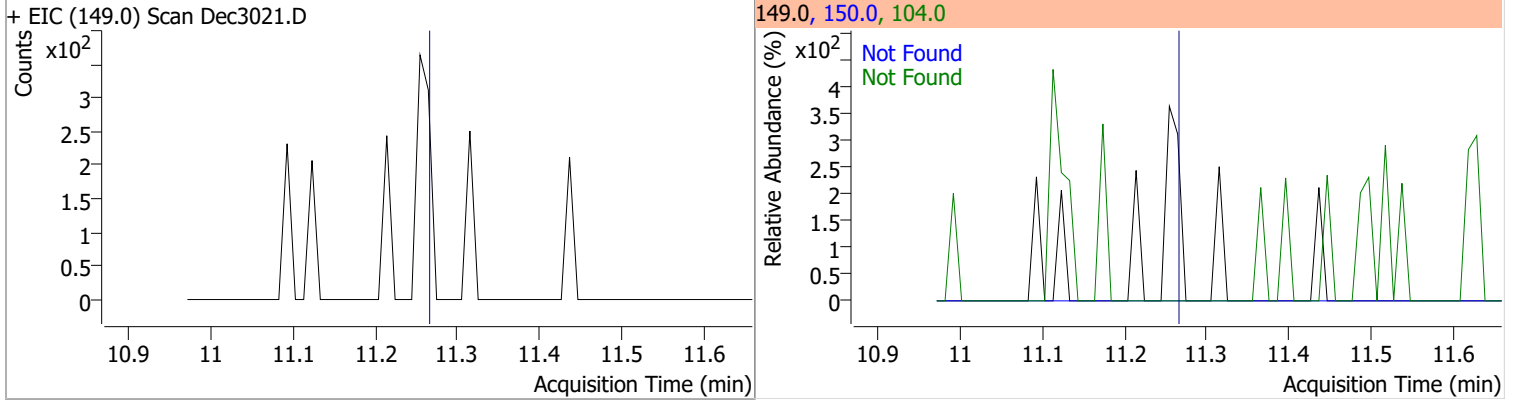
| Compound | Conc. | Exp RT | QIon | Exp Ratio | | |
|--|--|--------|--------------------|-----------|------|-----------|
| Phenanthrene | N.D. | 10.33 | 176.0 | 19.7 | | |
| + EIC (178.0) Scan Dec3021.D | | | 178.0, 176.0 | | | |
|  |  | | | | | |
| Anthracene | N.D. | 10.39 | 176.0 | 18.3 | | |
| + EIC (178.0) Scan Dec3021.D | | | 178.0, 176.0 | | | |
|  |  | | | | | |
| Triallate | N.D. | 10.46 | 143.0 | 22.0 | QIon | Exp Ratio |
| + EIC (86.0) Scan Dec3021.D | | | 86.0, 268.0, 143.0 | | | |
|  |  | | | | | |
| Carbazole | N.D. | 10.65 | 139.0 | 13.0 | | |
| + EIC (167.0) Scan Dec3021.D | | | 167.0, 139.0 | | | |
|  |  | | | | | |

Quantitation Results Report (QT Reviewed)

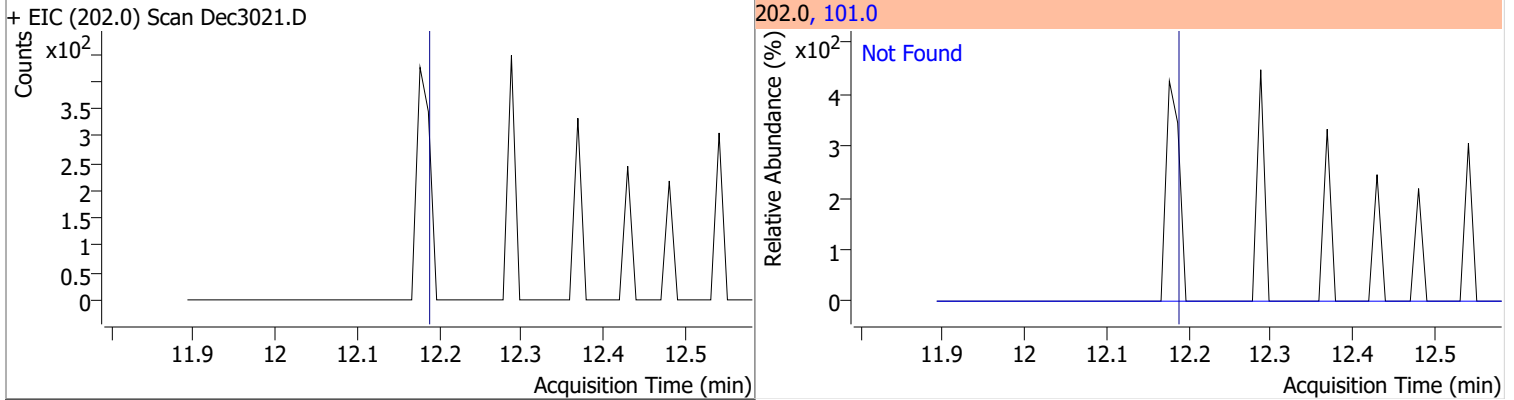
| Compound | Conc. | Exp RT | QIon | Exp Ratio | QIon | Exp Ratio |
|-------------|-------|--------|-------|-----------|-------|-----------|
| o-Terphenyl | N.D. | 10.87 | 229.0 | 67.7 | 215.0 | 38.2 |



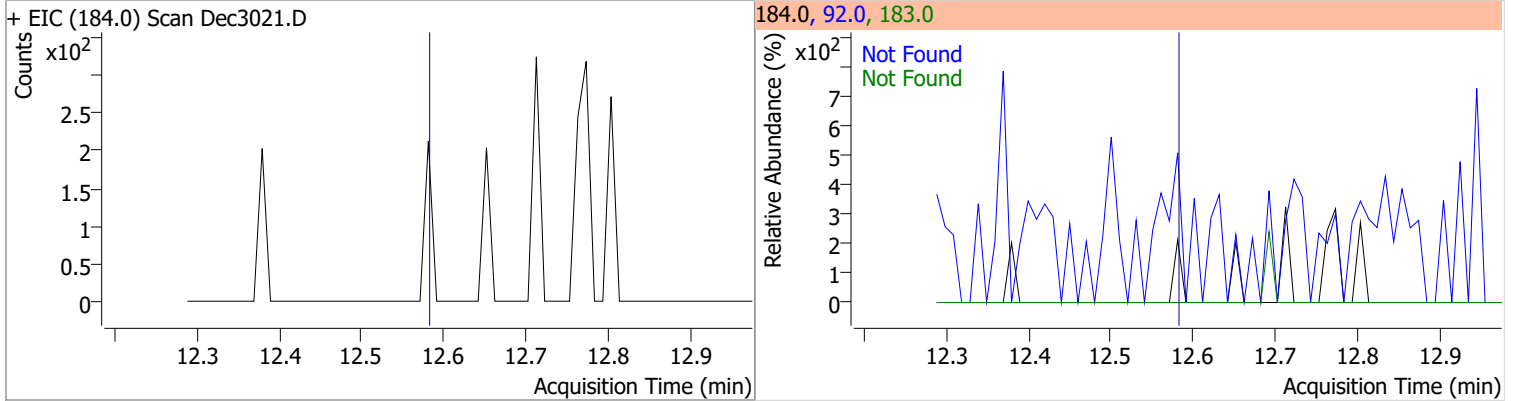
| Compound | Conc. | Exp RT | QIon | Exp Ratio | QIon | Exp Ratio |
|---------------------|-------|--------|-------|-----------|-------|-----------|
| Di-n-Butylphthalate | N.D. | 11.26 | 150.0 | 9.1 | 104.0 | 6.2 |



| Compound | Conc. | Exp RT | QIon | Exp Ratio |
|--------------|-------|--------|-------|-----------|
| Fluoranthene | N.D. | 12.19 | 101.0 | 15.0 |

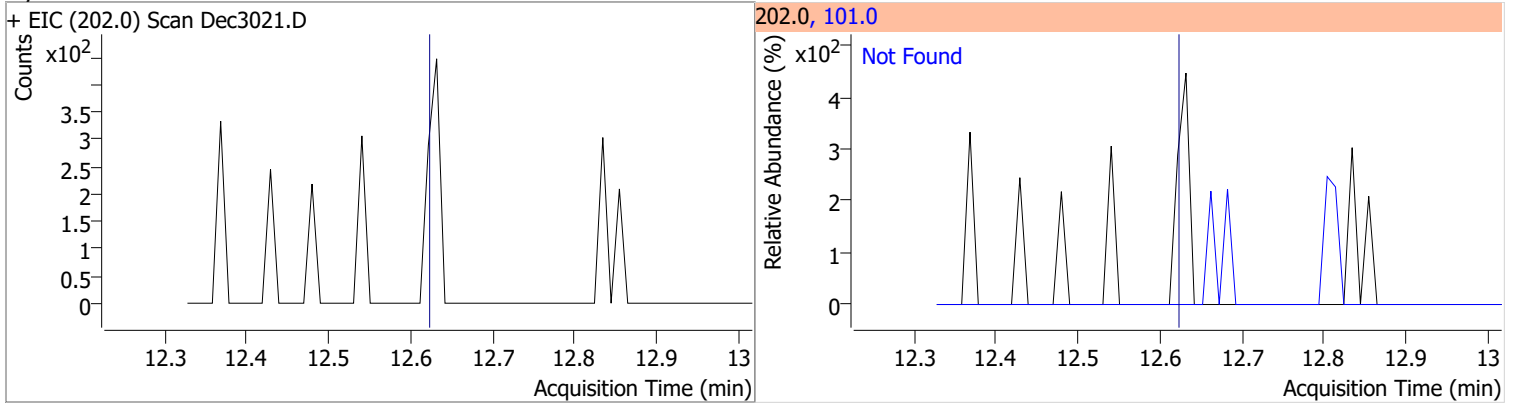


| Compound | Conc. | Exp RT | QIon | Exp Ratio | QIon | Exp Ratio |
|-----------|-------|--------|-------|-----------|------|-----------|
| Benzidine | N.D. | 12.58 | 183.0 | 11.5 | 92.0 | 9.0 |

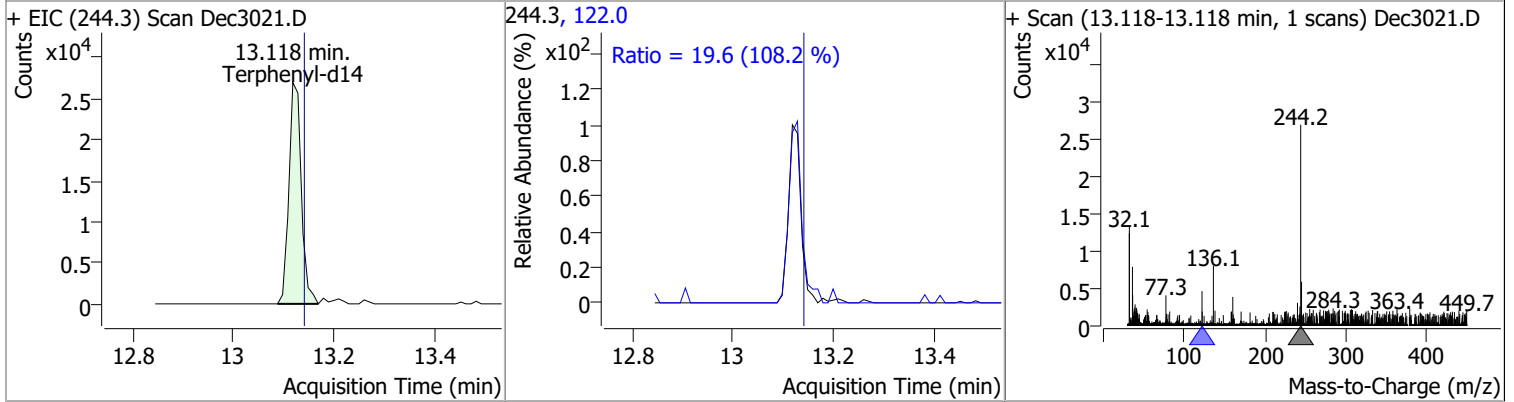


Quantitation Results Report (QT Reviewed)

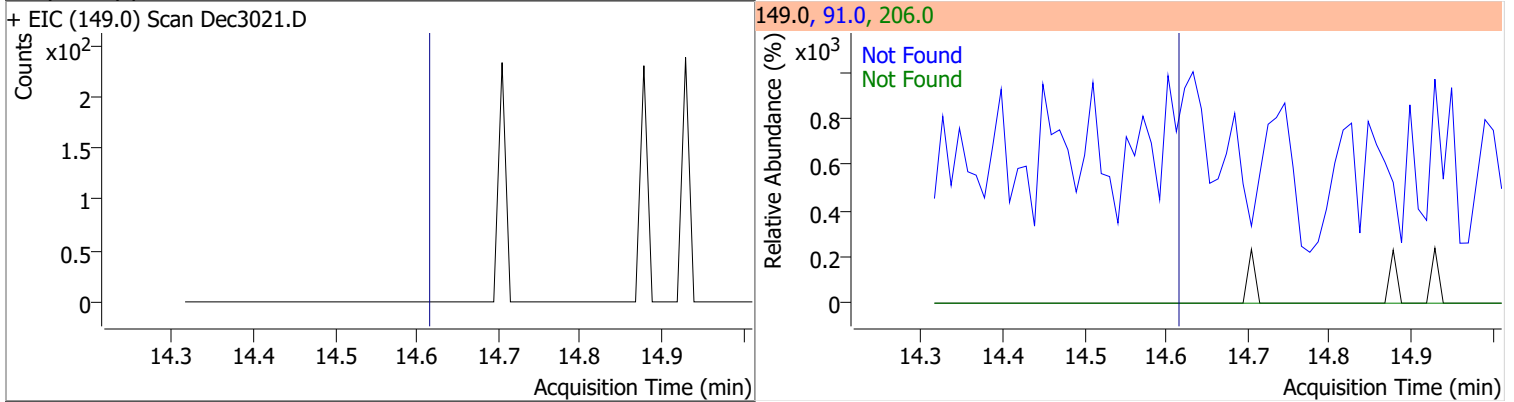
| Compound | Conc. | Exp RT | QIon | Exp Ratio |
|----------|-------|--------|-------|-----------|
| Pyrene | N.D. | 12.62 | 101.0 | 18.5 |



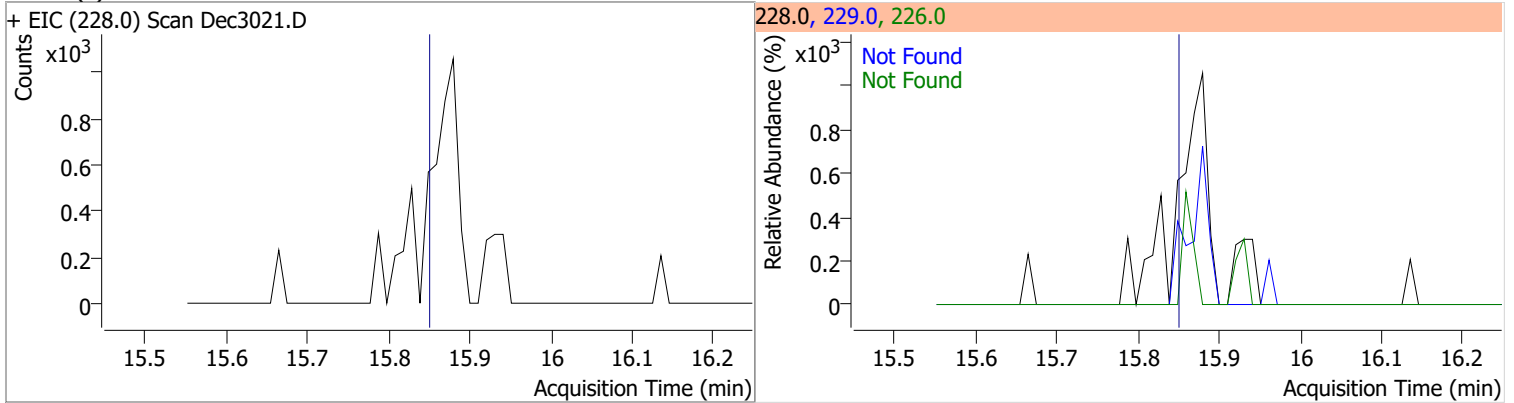
| Compound | Conc. | RT | Dev(Min) | Resp. | QIon | QRatio | Lower | Upper |
|---------------|--------|-------|----------|-------|-------|--------|-------|-------|
| Terphenyl-d14 | 3.3787 | 13.12 | -0.02 | 46197 | 122.0 | 19.6 | 12.7 | 23.5 |



| Compound | Conc. | Exp RT | QIon | Exp Ratio | QIon | Exp Ratio |
|----------------------|-------|--------|------|-----------|-------|-----------|
| Butylbenzylphthalate | N.D. | 14.63 | 91.0 | 94.6 | 206.0 | 14.9 |

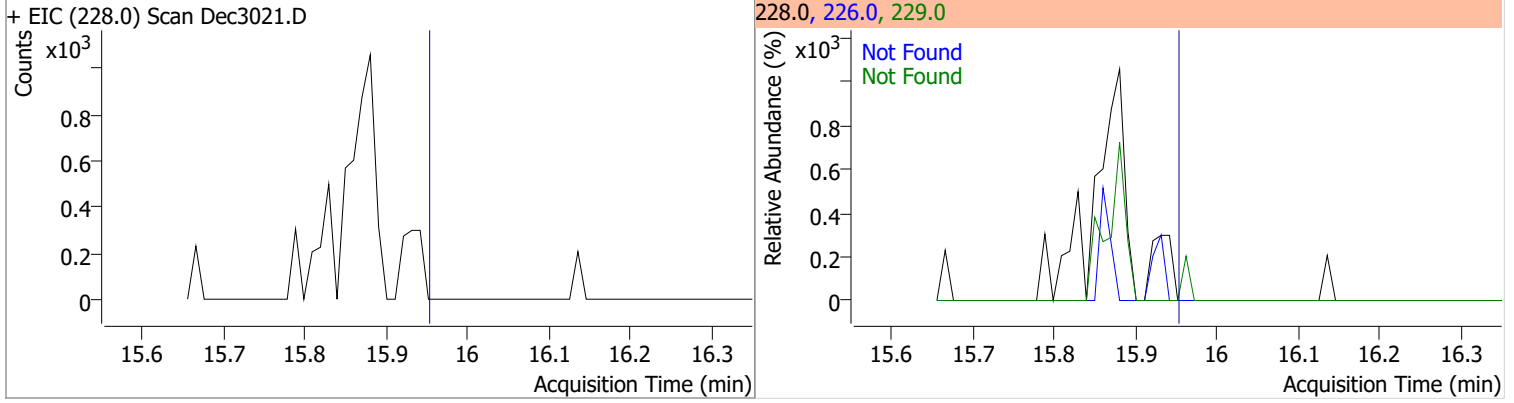


| Compound | Conc. | Exp RT | QIon | Exp Ratio | QIon | Exp Ratio |
|--------------------|-------|--------|-------|-----------|-------|-----------|
| Benzo(a)Anthracene | N.D. | 15.87 | 226.0 | 26.7 | 229.0 | 21.3 |

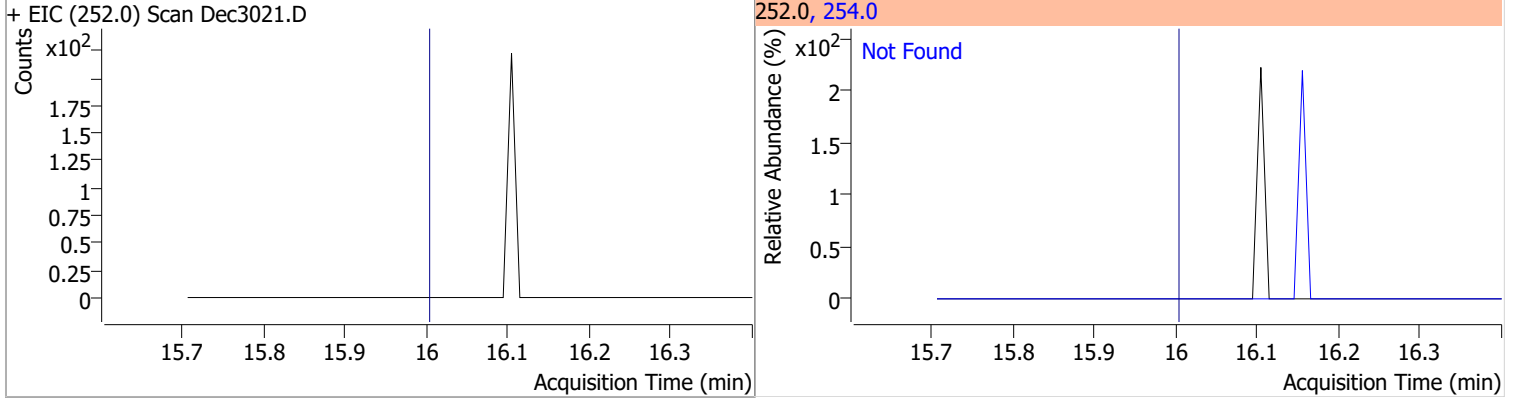


Quantitation Results Report (QT Reviewed)

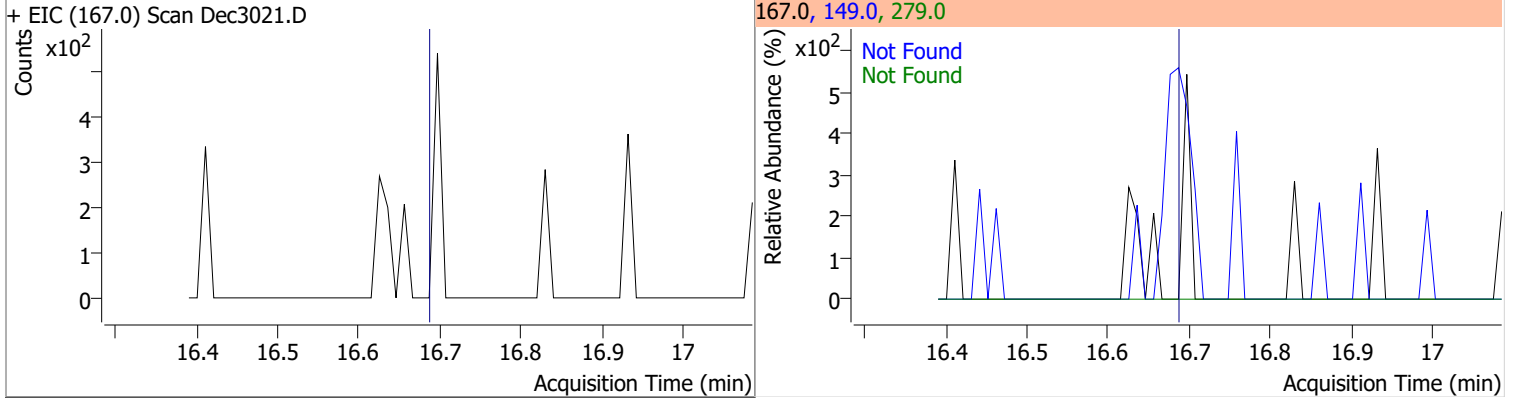
| Compound | Conc. | Exp RT | QIon | Exp Ratio | QIon | Exp Ratio |
|----------|-------|--------|-------|-----------|-------|-----------|
| Chrysene | N.D. | 15.97 | 226.0 | 30.6 | 229.0 | 20.9 |



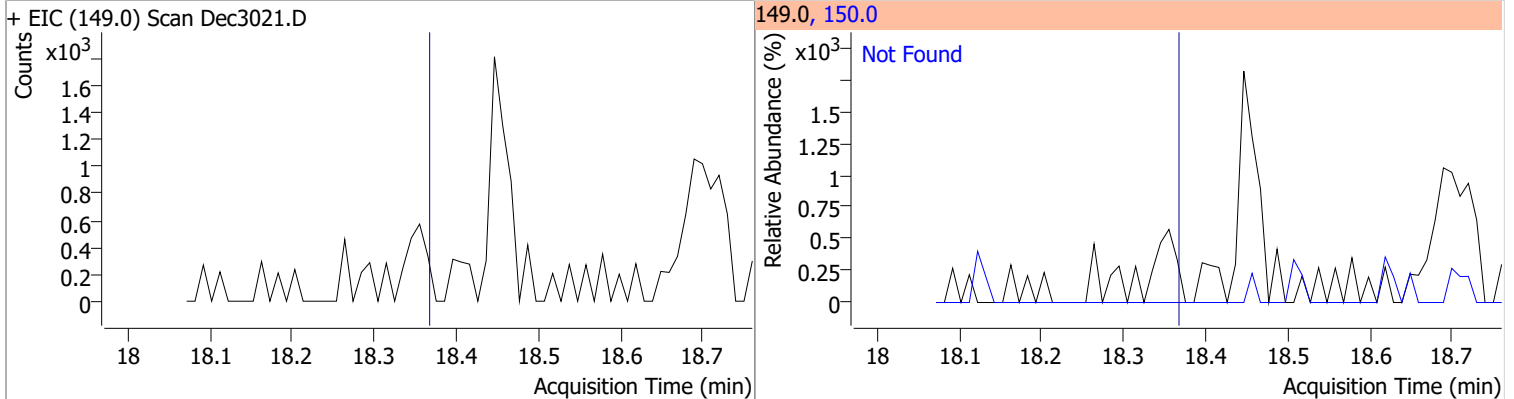
| Compound | Conc. | Exp RT | QIon | Exp Ratio |
|-----------------------|-------|--------|-------|-----------|
| 3,3-Dichlorobenzidine | N.D. | 16.02 | 254.0 | 62.0 |



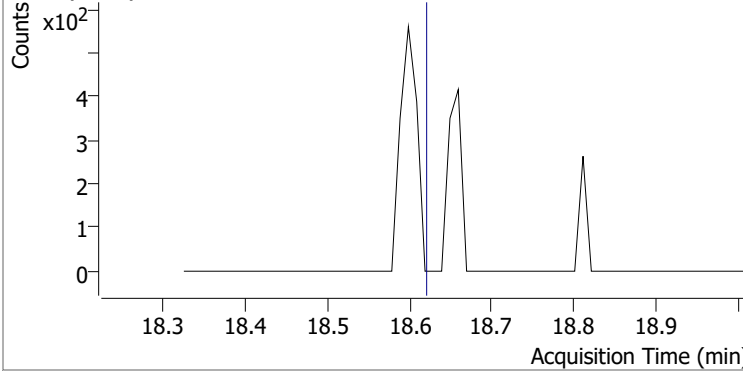
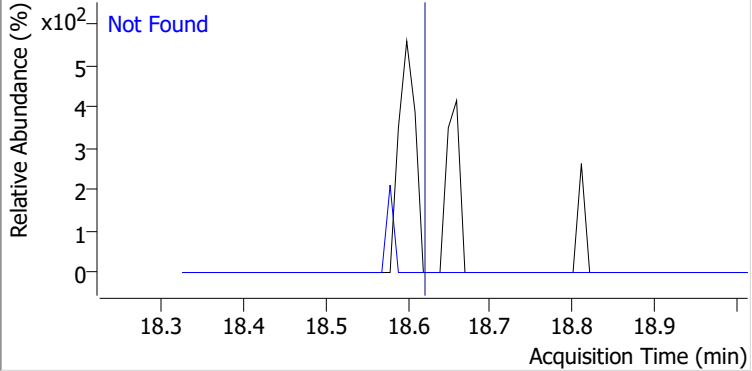
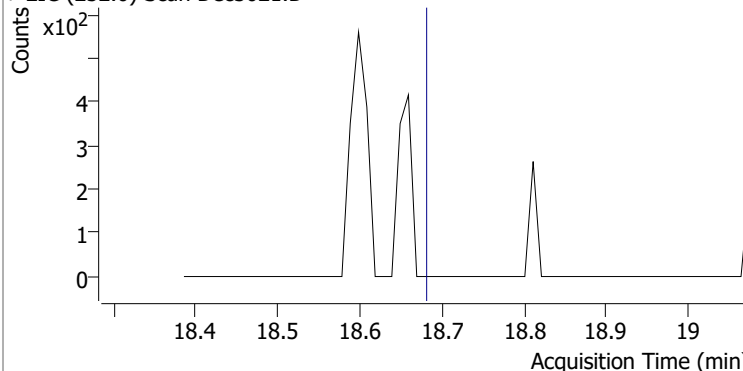
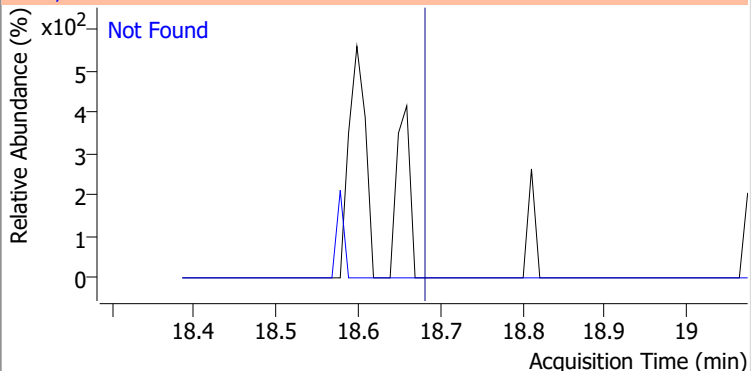
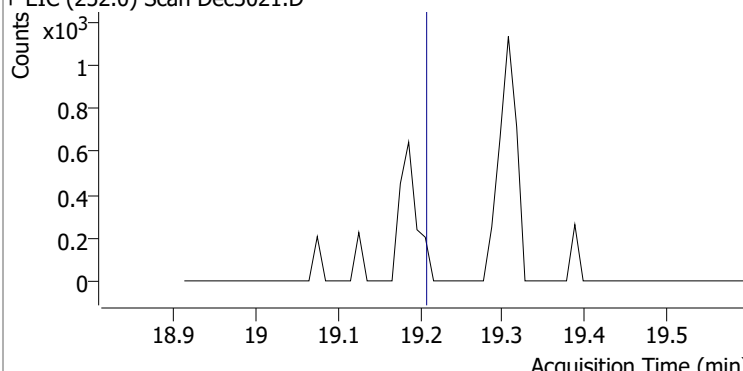
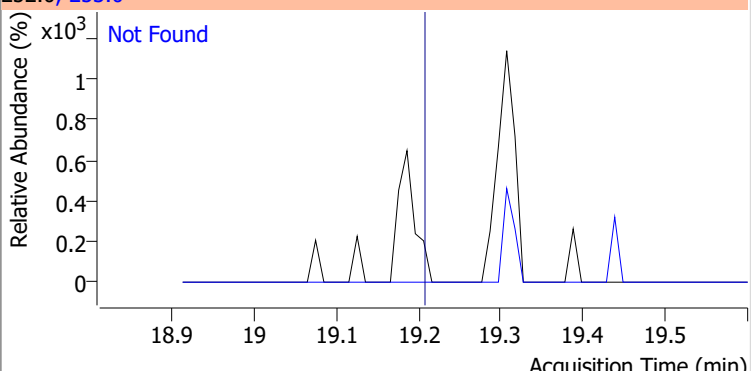
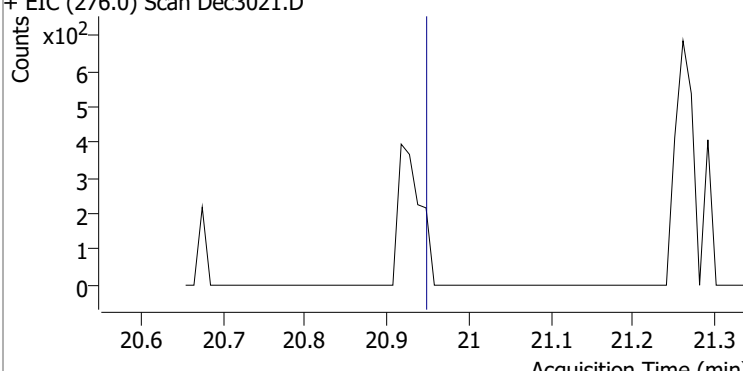
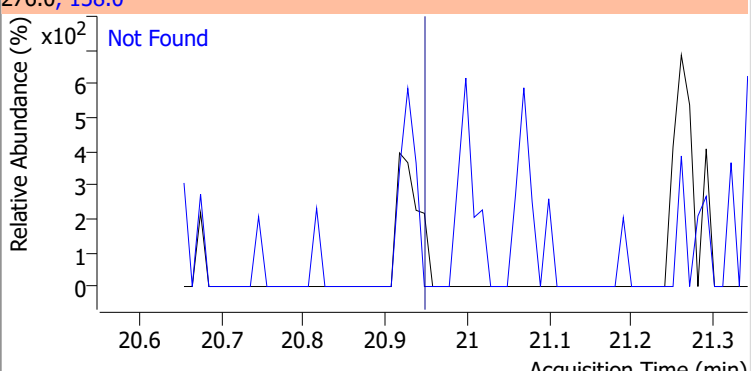
| Compound | Conc. | Exp RT | QIon | Exp Ratio | QIon | Exp Ratio |
|----------------------------|-------|--------|-------|-----------|-------|-----------|
| bis(2-ethylhexyl)Phthalate | N.D. | 16.71 | 149.0 | 421.6 | 279.0 | 11.2 |



| Compound | Conc. | Exp RT | QIon | Exp Ratio |
|----------------------|-------|--------|-------|-----------|
| Di-n-octyl Phthalate | N.D. | 18.38 | 150.0 | 9.7 |

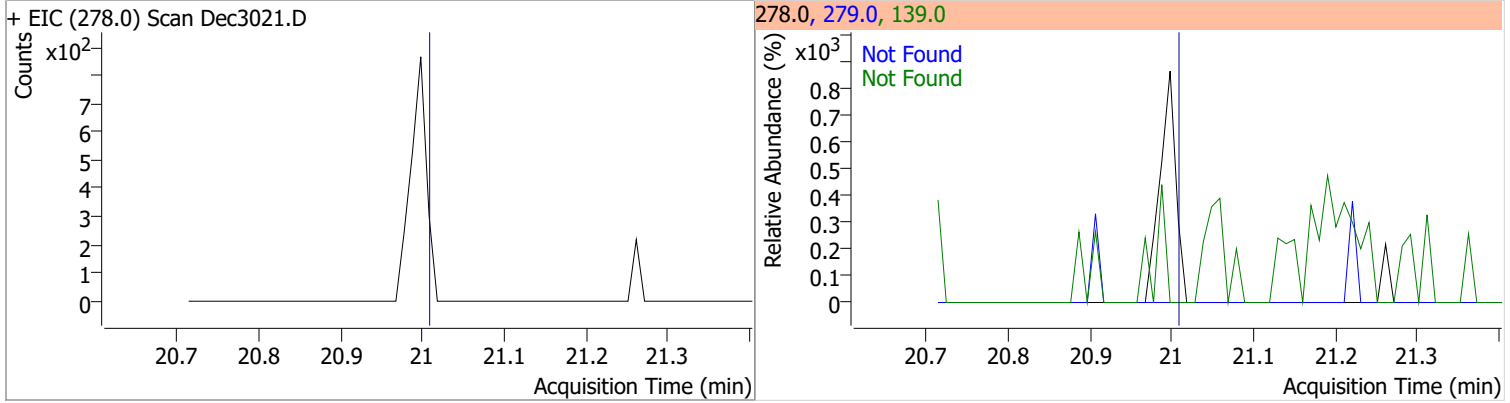


Quantitation Results Report (QT Reviewed)

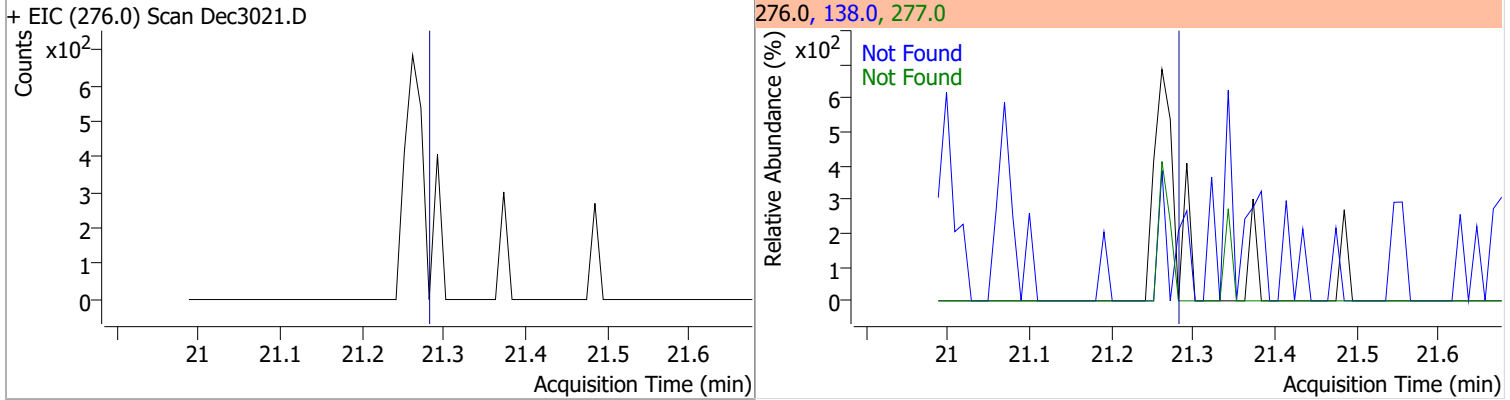
| Compound | Conc. | Exp RT | QIon | Exp Ratio |
|--|--|--------|--------------|-----------|
| Benzo(b)fluoranthene | N.D. | 18.63 | 253.0 | 21.4 |
| + EIC (252.0) Scan Dec3021.D | | | 252.0, 253.0 | |
|  |  | | | |
| Benzo(k)fluoranthene | N.D. | 18.69 | 253.0 | 21.7 |
| + EIC (252.0) Scan Dec3021.D | | | 252.0, 253.0 | |
|  |  | | | |
| Benzo(a)pyrene | N.D. | 19.22 | 253.0 | 22.9 |
| + EIC (252.0) Scan Dec3021.D | | | 252.0, 253.0 | |
|  |  | | | |
| Indeno(1,2,3-c,d)pyrene | N.D. | 20.96 | 138.0 | 39.1 |
| + EIC (276.0) Scan Dec3021.D | | | 276.0, 138.0 | |
|  |  | | | |

Quantitation Results Report (QT Reviewed)

| Compound | Conc. | Exp RT | QIon | Exp Ratio | QIon | Exp Ratio |
|------------------------|-------|--------|-------|-----------|-------|-----------|
| Dibenzo(a,h)anthracene | N.D. | 21.02 | 139.0 | 30.6 | 279.0 | 24.6 |

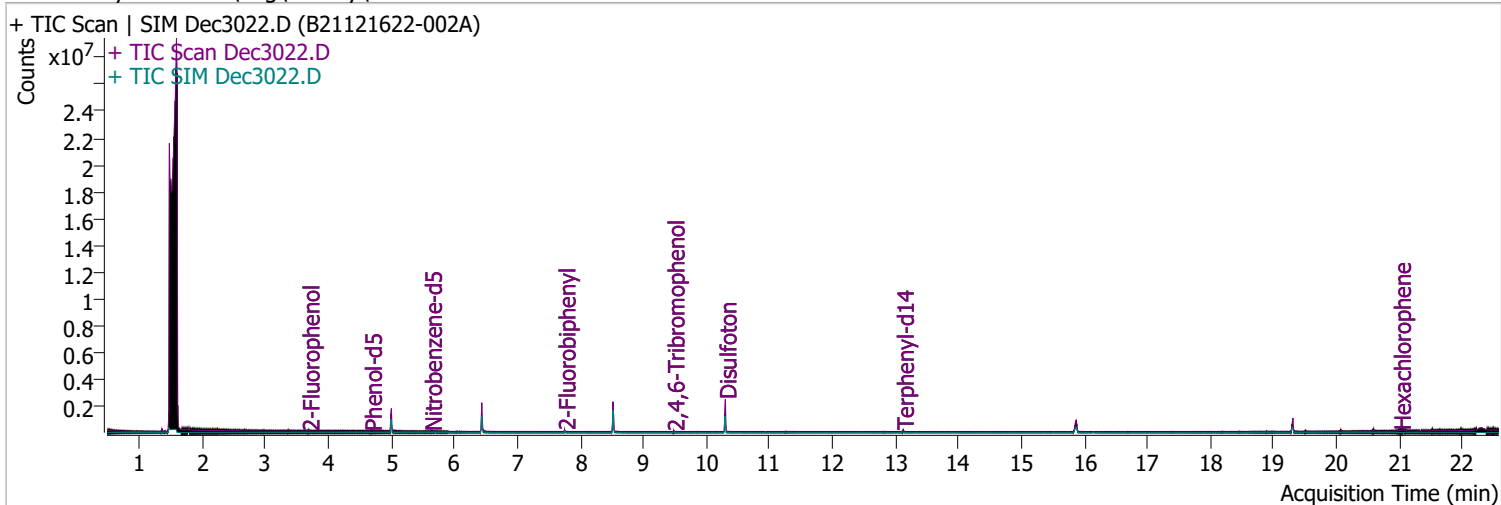


| Compound | Conc. | Exp RT | QIon | Exp Ratio | QIon | Exp Ratio |
|----------------------|-------|--------|-------|-----------|-------|-----------|
| Benzo(g,h,i)perylene | N.D. | 21.29 | 138.0 | 41.5 | 277.0 | 23.8 |



Quantitation Results Report (QT Reviewed)

| | | | |
|----------------|----------------------------|-------------------|------------------------|
| Data File | Dec3022.D | Operator | LIMS import |
| Acq. Method | BNA+SIM.M | Acq. Date-Time | 12/30/2021 11:34:17 PM |
| Sample Name | B21121622-002A | Instrument | Instrument #1 |
| Vial | 22 | Multiplier | 1.00 |
| DA Method File | 122821 bna 1 CAL.batch.bin | Comment | SVOC-8270-W |
| Tune File | dftppdsm.u | Tune Date | 11/24/2021 11:15:00 AM |
| Batch Name | 123021 bna 1.batch.bin | Last Calib Update | 1/3/2022 10:10:10 AM |
| Ref Library | D:\Org\Library\NIST129K.l | | |



| Compound | RT | QIon | Resp. | Conc. | Units | Dev(Min) |
|----------|----|------|-------|-------|-------|----------|
|----------|----|------|-------|-------|-------|----------|

Internal Standards

System Monitoring Compounds

| | | | | | | |
|------------------------|----------------------|-------|-------|------------------|------|--------|
| S 2-Fluorophenol | 3.684 | 112.0 | 20247 | 2.9503 | µg/L | -0.020 |
| Spiked Amount: 200.000 | Range: 10.0 - 75.0% | | | Recovery = 1.48% | | * |
| S Phenol-d5 | 4.675 | 99.0 | 28024 | 3.6412 | µg/L | -0.010 |
| Spiked Amount: 200.000 | Range: 10.0 - 65.0% | | | Recovery = 1.82% | | * |
| S Nitrobenzene-d5 | 5.624 | 82.0 | 13116 | 2.3607 | µg/L | 0.000 |
| Spiked Amount: 100.000 | Range: 32.0 - 94.0% | | | Recovery = 2.36% | | * |
| S 2-Fluorobiphenyl | 7.749 | 172.0 | 50493 | 2.5792 | µg/L | 0.000 |
| Spiked Amount: 100.000 | Range: 28.0 - 107.0% | | | Recovery = 2.58% | | * |
| S 2,4,6-Tribromophenol | 9.479 | 329.8 | 4959 | 7.4045 | µg/L | 0.000 |
| Spiked Amount: 200.000 | Range: 25.0 - 140.0% | | | Recovery = 3.70% | | * |
| S Terphenyl-d14 | 13.118 | 244.3 | 57699 | 4.0631 | µg/L | -0.020 |
| Spiked Amount: 100.000 | Range: 32.0 - 122.0% | | | Recovery = 4.06% | | * |

Target Compounds

| Target Compounds | RT | QIon | Resp. | Conc. | Units | QValue |
|-------------------------------|-------|------|-------|-------|-------|--------|
| T N-Nitrosodimethylamine | 0.000 | | 0 | N.D. | | |
| T Pyridine | 0.000 | | 0 | N.D. | | |
| T Aniline | 0.000 | | 0 | N.D. | | |
| T Phenol | 0.000 | | 0 | N.D. | | |
| T bis(-2-Chloroethyl)Ether | 0.000 | | 0 | N.D. | | |
| T 2-Chlorophenol | 0.000 | | 0 | N.D. | | |
| T 1,3-Dichlorobenzene | 0.000 | | 0 | N.D. | | |
| T 1,4-Dichlorobenzene | 0.000 | | 0 | N.D. | | |
| T 1,2-Dichlorobenzene | 0.000 | | 0 | N.D. | | |
| T Benzyl Alcohol | 0.000 | | 0 | N.D. | | |
| T bis(2-chloroisopropyl)Ether | 0.000 | | 0 | N.D. | | |
| T 2-Methylphenol | 0.000 | | 0 | N.D. | | |
| T N-nitroso-Di-n-propylamine | 0.000 | | 0 | N.D. | | |
| T 4Methylphenol/3Methylphenol | 0.000 | | 0 | N.D. | | |
| T Hexachloroethane | 0.000 | | 0 | N.D. | | |

Quantitation Results Report (QT Reviewed)

| Compound | RT | QIon | Resp. | Conc. | Units | Dev(Min) |
|-------------------------------|-------|-------|-------|-------|---------|----------|
| T Nitrobenzene | 0.000 | | 0 | N.D. | | |
| T Isophorone | 0.000 | | 0 | N.D. | | |
| T 2-Nitrophenol | 0.000 | | 0 | N.D. | | |
| T 2,4-Dimethylphenol | 0.000 | | 0 | N.D. | | |
| T bis(-2-Chloroethoxy)Methane | 0.000 | | 0 | N.D. | | |
| T Benzoic Acid | 0.000 | | 0 | N.D. | | |
| T 2,4-Dichlorophenol | 0.000 | | 0 | N.D. | | |
| T 1,2,4-Trichlorobenzene | 0.000 | | 0 | N.D. | | |
| T Naphthalene | 0.000 | | 0 | N.D. | | |
| T 4-Chlorophenol | 0.000 | | 0 | N.D. | | |
| T p-Chloroaniline | 0.000 | | 0 | N.D. | | |
| T Hexachlorobutadiene | 0.000 | | 0 | N.D. | | |
| T 4-Chloro-2-Methylphenol | 0.000 | | 0 | N.D. | | |
| T 4-Chloro-3-Methylphenol | 0.000 | | 0 | N.D. | | |
| T 2-Methylnaphthalene | 0.000 | | 0 | N.D. | | |
| T 1-Methylnaphthalene | 0.000 | | 0 | N.D. | | |
| T Hexachlorocyclopentadiene | 0.000 | | 0 | N.D. | | |
| T 2,4,6-Trichlorophenol | 0.000 | | 0 | N.D. | | |
| T 2,4,5-Trichlorophenol | 0.000 | | 0 | N.D. | | |
| T 2-Chloronaphthalene | 0.000 | | 0 | N.D. | | |
| T 2-Nitroaniline | 0.000 | | 0 | N.D. | | |
| T Dimethyl Phthalate | 8.517 | 163.0 | 0 | | µg/L md | 1 |
| T 2,6-Dinitrotoluene | 8.517 | 165.0 | 0 | | µg/L md | 1 |
| T Acenaphthylene | 0.000 | | 0 | N.D. | | |
| T 3-Nitroaniline | 0.000 | | 0 | N.D. | | |
| T Acenaphthene | 0.000 | | 0 | N.D. | | |
| T 2,4-Dinitrophenol | 0.000 | | 0 | N.D. | | |
| T Dibenzofuran | 0.000 | | 0 | N.D. | | |
| T 4-Nitrophenol | 0.000 | | 0 | N.D. | | |
| T 2,4-Dinitrotoluene | 0.000 | | 0 | N.D. | | |
| T Diethylphthalate | 0.000 | | 0 | N.D. | | |
| T Fluorene | 0.000 | | 0 | N.D. | | |
| T 4-Chlorophenyl-phenylether | 0.000 | | 0 | N.D. | | |
| T 4-Nitroaniline | 0.000 | | 0 | N.D. | | |
| T 4,6-Dinitro-2-methylphenol | 0.000 | | 0 | N.D. | | |
| T N-nitrosodiphenylamine | 0.000 | | 0 | N.D. | | |
| T Azobenzene | 0.000 | | 0 | N.D. | | |
| T 4-Bromophenyl-phenylether | 0.000 | | 0 | N.D. | | |
| T Hexachlorobenzene | 0.000 | | 0 | N.D. | | |
| T Pentachlorophenol | 0.000 | | 0 | N.D. | | |
| T Phenanthrene | 0.000 | | 0 | N.D. | | |
| T Anthracene | 0.000 | | 0 | N.D. | | |
| T Triallate | 0.000 | | 0 | N.D. | | |
| T Carbazole | 0.000 | | 0 | N.D. | | |
| T o-Terphenyl | 0.000 | | 0 | N.D. | | |
| T Di-n-Butylphthalate | 0.000 | | 0 | N.D. | | |
| T Fluoranthene | 0.000 | | 0 | N.D. | | |
| T Benzidine | 0.000 | | 0 | N.D. | | |
| T Pyrene | 0.000 | | 0 | N.D. | | |
| T Butylbenzylphthalate | 0.000 | | 0 | N.D. | | |
| T Benzo(a)Anthracene | 0.000 | | 0 | N.D. | | |
| T Chrysene | 0.000 | | 0 | N.D. | | |
| T 3,3-Dichlorobenzidine | 0.000 | | 0 | N.D. | | |
| T bis(2-ethylhexyl)Phthalate | 0.000 | | 0 | N.D. | | |
| T Di-n-octyl Phthalate | 0.000 | | 0 | N.D. | | |

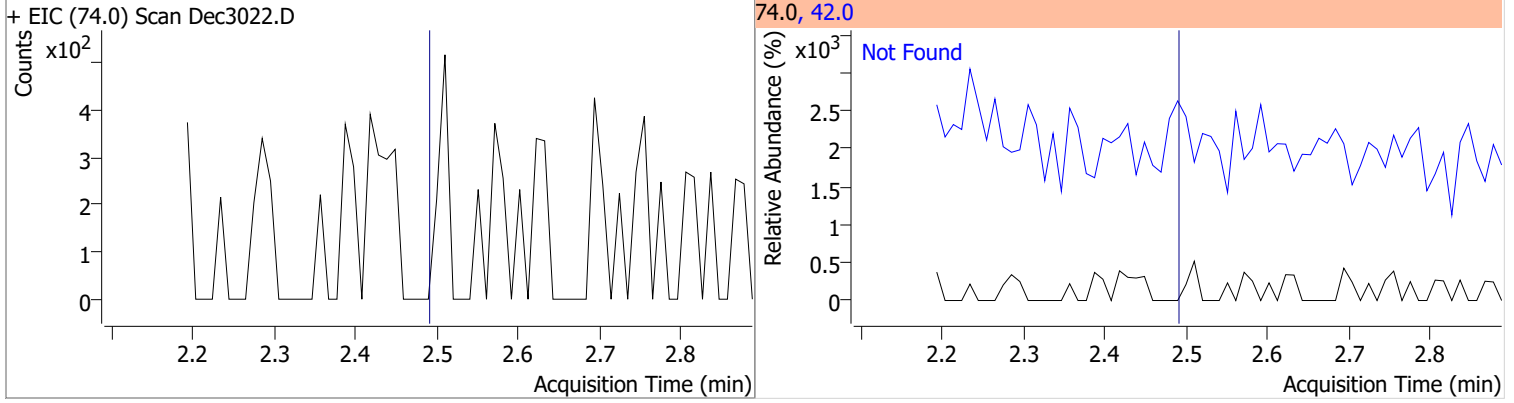
Quantitation Results Report (QT Reviewed)

| Compound | RT | QIon | Resp. | Conc. | Units | Dev(Min) |
|---------------------------|-------|------|-------|-------|-------|----------|
| T Benzo(b)fluoranthene | 0.000 | | 0 | N.D. | | |
| T Benzo(k)fluoranthene | 0.000 | | 0 | N.D. | | |
| T Benzo(a)pyrene | 0.000 | | 0 | N.D. | | |
| T Indeno(1,2,3-c,d)pyrene | 0.000 | | 0 | N.D. | | |
| T Dibenzo(a,h)anthracene | 0.000 | | 0 | N.D. | | |
| T Benzo(g,h,i)perylene | 0.000 | | 0 | N.D. | | |

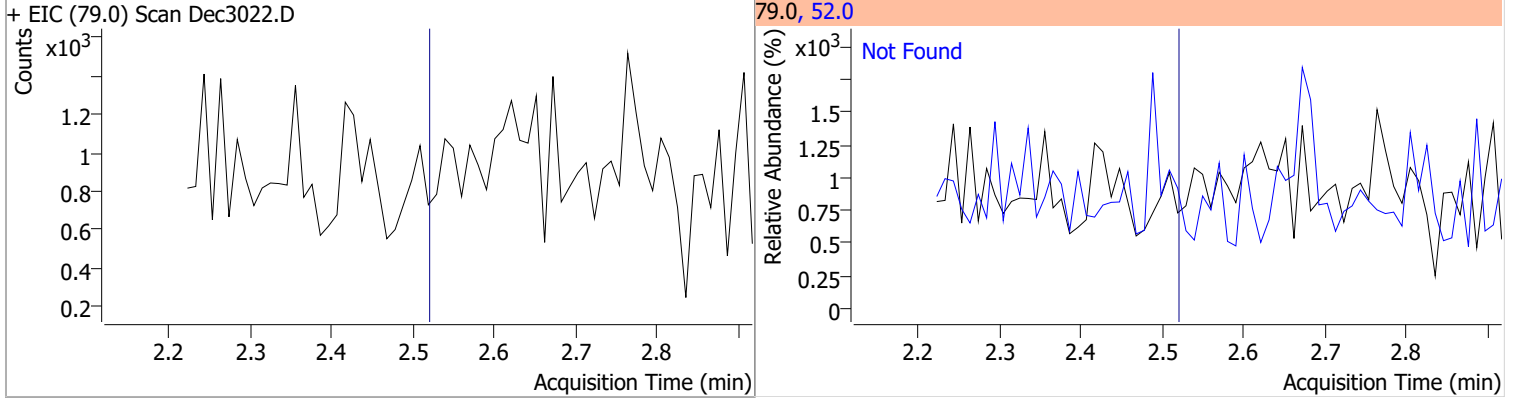
(#) = Qualifier Out of Range; (m) = Manual Integration; (+) = Area Summed; (*) = Surrogate Percent Recovery Out of Range; (d): Zeroed Peak

Quantitation Results Report (QT Reviewed)

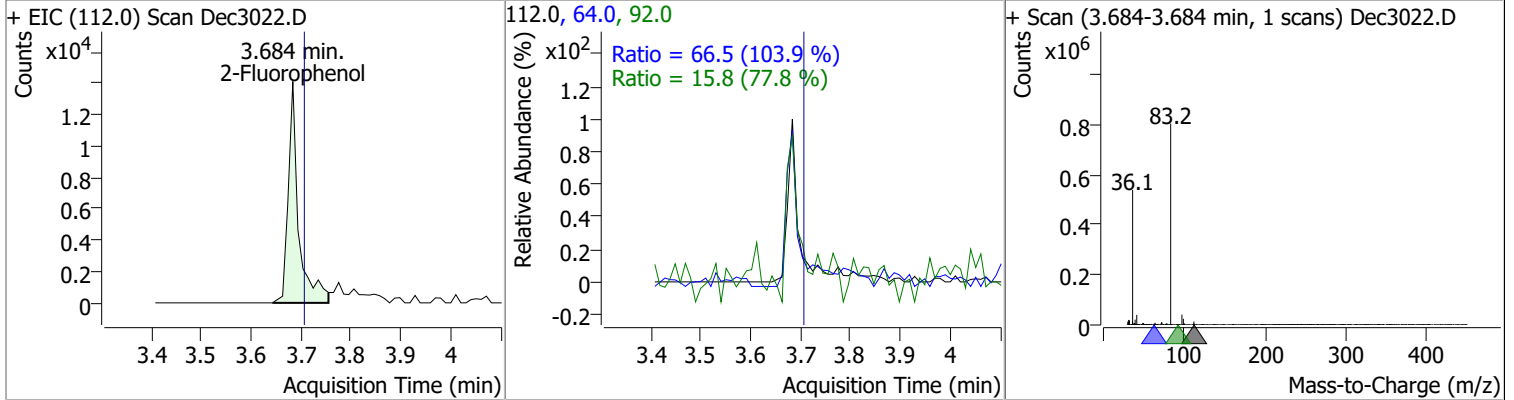
| Compound | Conc. | Exp RT | QIon | Exp Ratio |
|------------------------|-------|--------|------|-----------|
| N-Nitrosodimethylamine | N.D. | 2.49 | 42.0 | 184.8 |



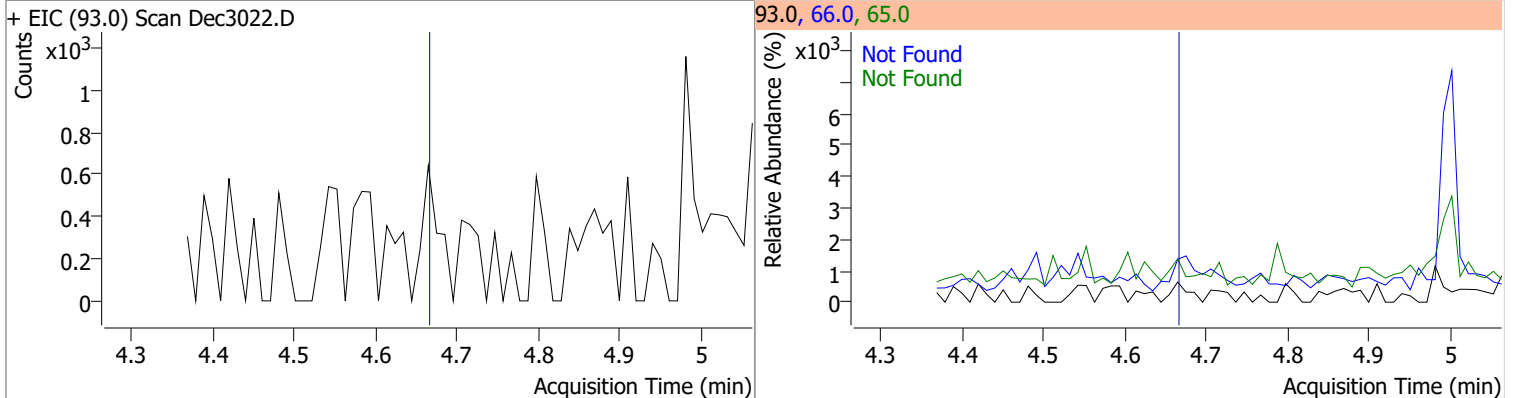
| Compound | Conc. | Exp RT | QIon | Exp Ratio |
|----------|-------|--------|------|-----------|
| Pyridine | N.D. | 2.52 | 52.0 | 135.8 |



| Compound | Conc. | RT | Dev(Min) | Resp. | QIon | QRatio | Lower | Upper |
|----------------|--------|------|----------|-------|------|--------|-------|-------|
| 2-Fluorophenol | 2.9503 | 3.68 | -0.02 | 20247 | 64.0 | 66.5 | 44.8 | 83.2 |
| | | | | | 92.0 | 15.8 | 14.2 | 26.4 |

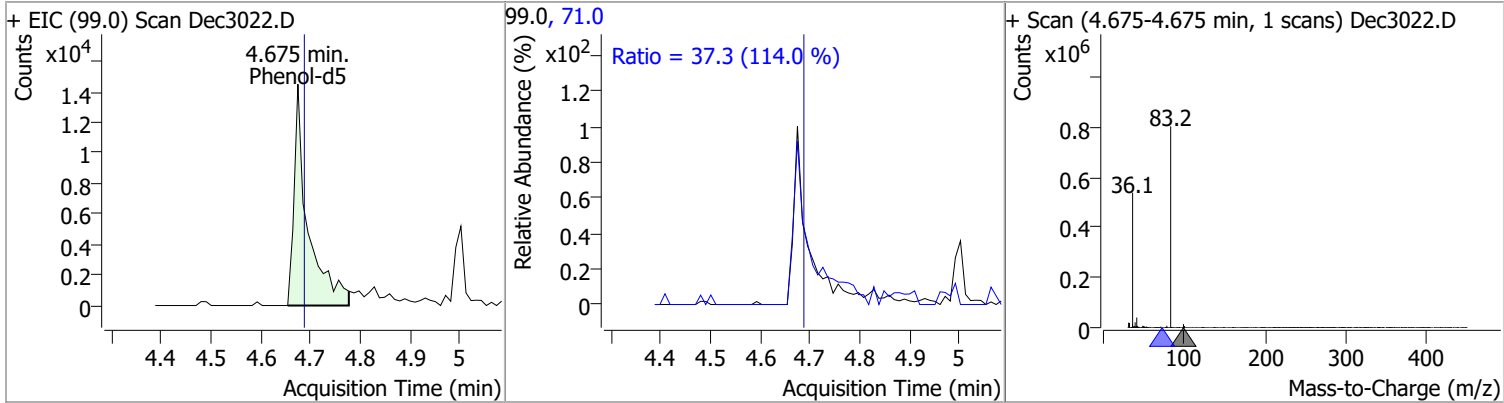


| Compound | Conc. | Exp RT | QIon | Exp Ratio | QIon | Exp Ratio |
|----------|-------|--------|------|-----------|------|-----------|
| Aniline | N.D. | 4.66 | 66.0 | 41.6 | 65.0 | 23.1 |

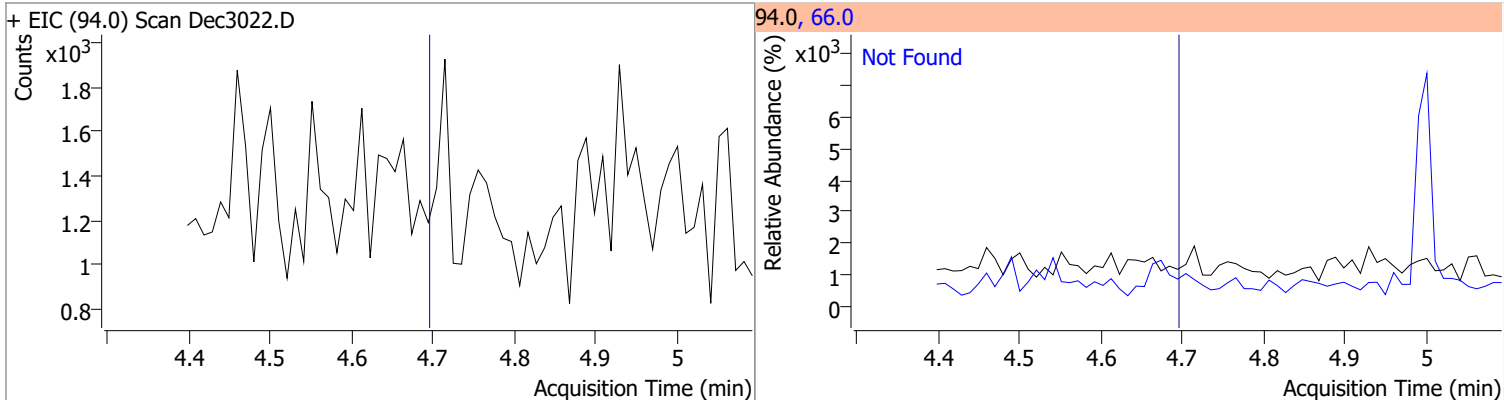


Quantitation Results Report (QT Reviewed)

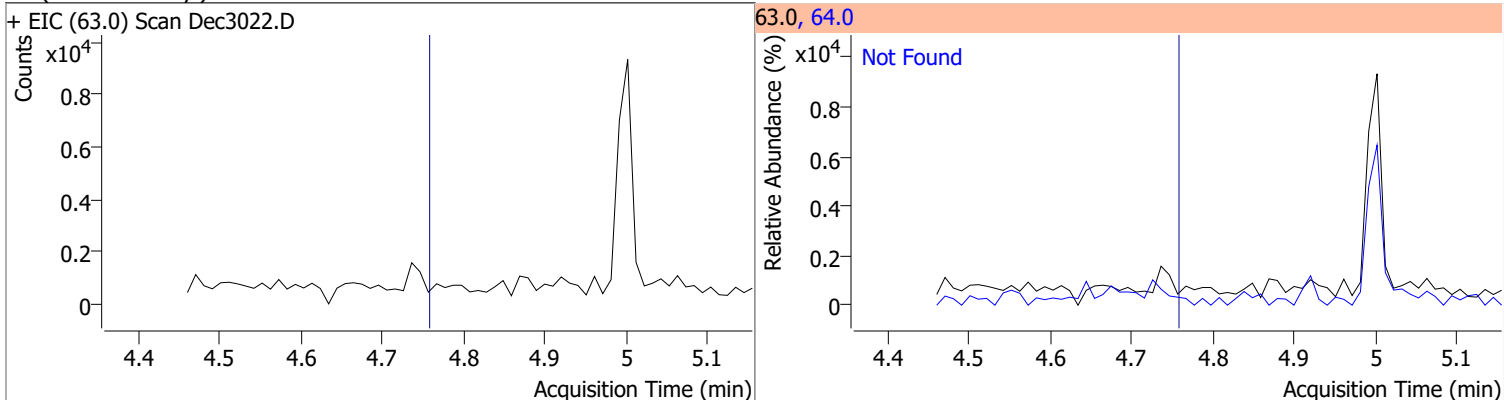
| Compound | Conc. | RT | Dev(Min) | Resp. | QIon | QRatio | Lower | Upper |
|-----------|--------|------|----------|-------|------|--------|-------|-------|
| Phenol-d5 | 3.6412 | 4.67 | -0.01 | 28024 | 71.0 | 37.3 | 22.9 | 42.5 |



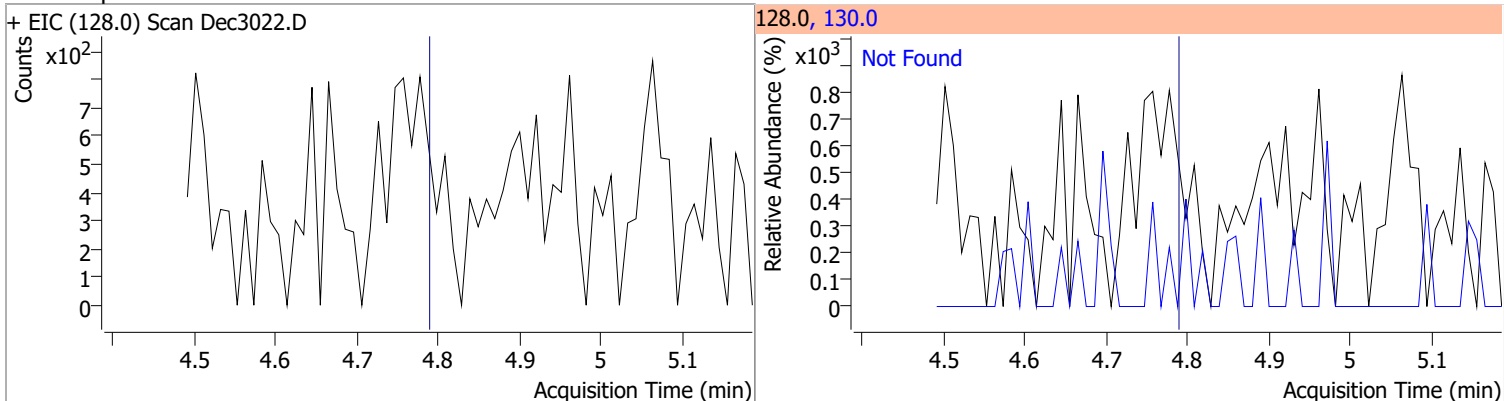
| Compound | Conc. | Exp RT | QIon | Exp Ratio |
|----------|-------|--------|------|-----------|
| Phenol | N.D. | 4.69 | 66.0 | 40.8 |



| Compound | Conc. | Exp RT | QIon | Exp Ratio |
|--------------------------|-------|--------|------|-----------|
| bis(-2-Chloroethyl)Ether | N.D. | 4.76 | 64.0 | 2.8 |

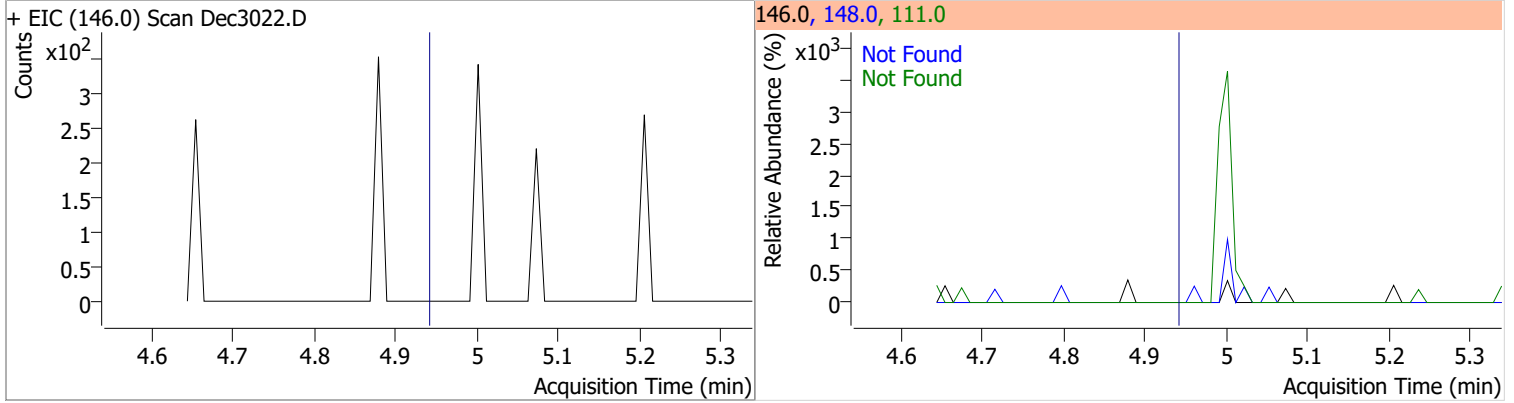


| Compound | Conc. | Exp RT | QIon | Exp Ratio |
|----------------|-------|--------|-------|-----------|
| 2-Chlorophenol | N.D. | 4.79 | 130.0 | 32.3 |

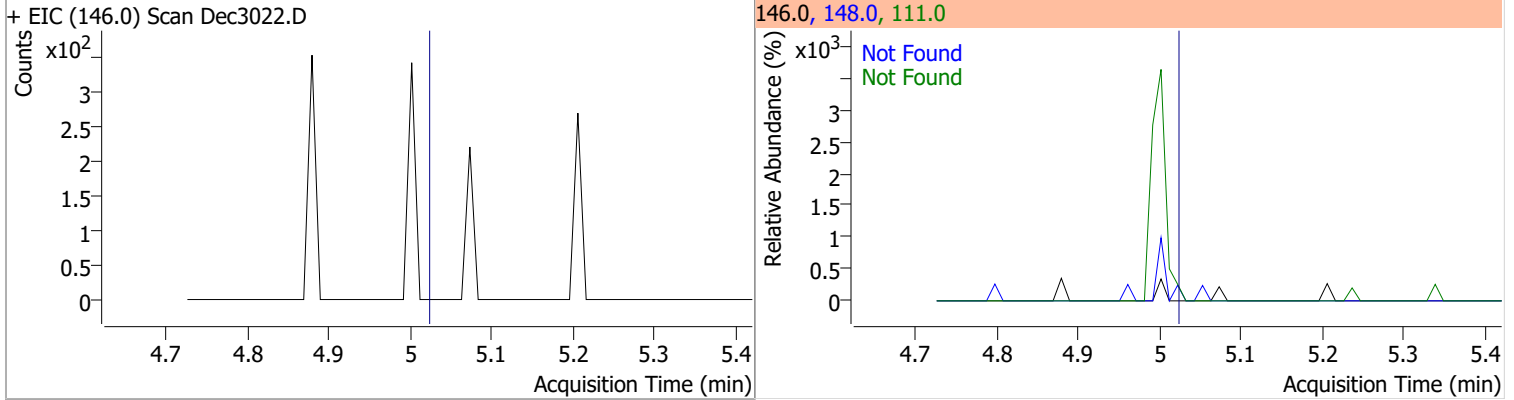


Quantitation Results Report (QT Reviewed)

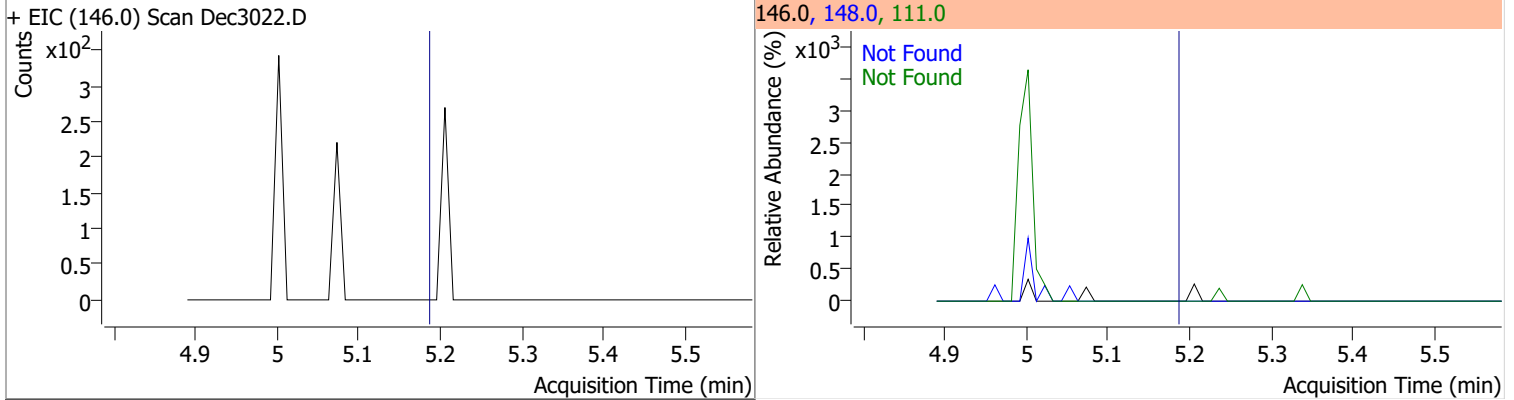
| Compound | Conc. | Exp RT | QIon | Exp Ratio | QIon | Exp Ratio |
|---------------------|-------|--------|-------|-----------|-------|-----------|
| 1,3-Dichlorobenzene | N.D. | 4.94 | 148.0 | 63.2 | 111.0 | 39.4 |



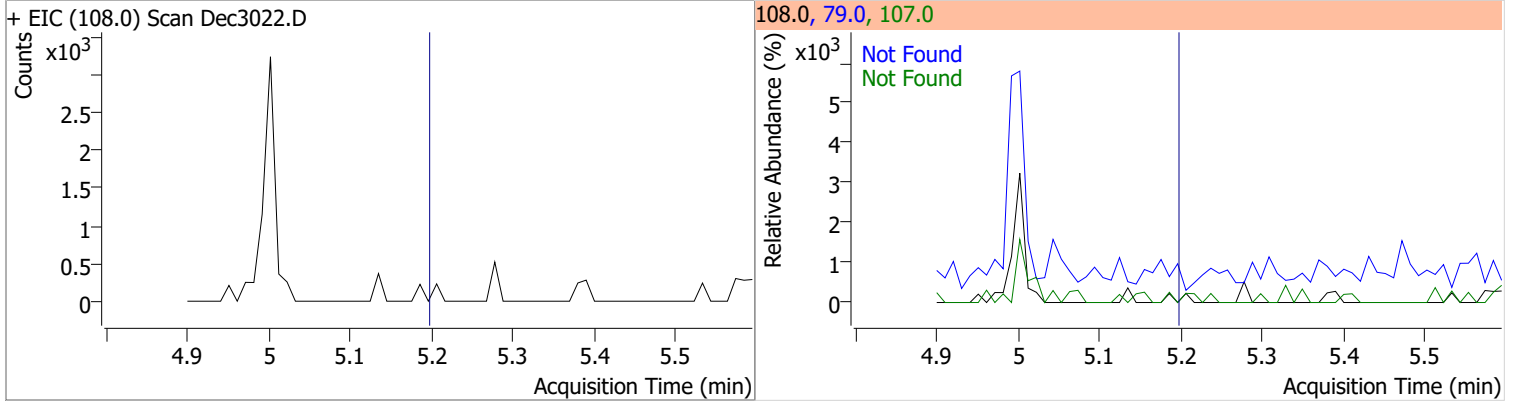
| Compound | Conc. | Exp RT | QIon | Exp Ratio | QIon | Exp Ratio |
|---------------------|-------|--------|-------|-----------|-------|-----------|
| 1,4-Dichlorobenzene | N.D. | 5.02 | 148.0 | 62.2 | 111.0 | 37.4 |



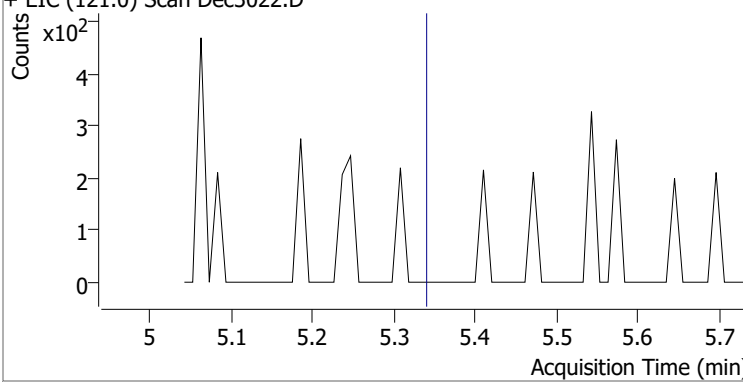
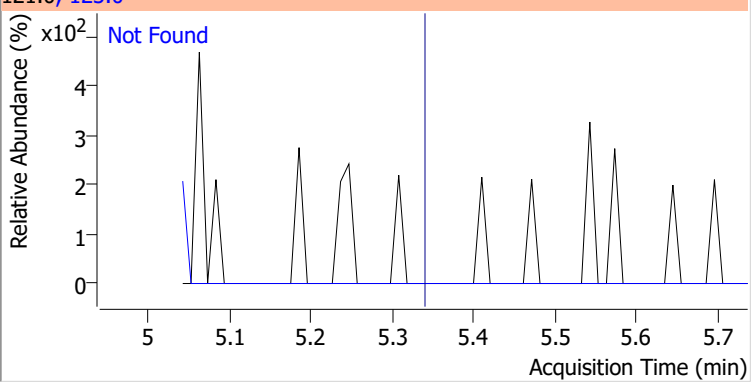
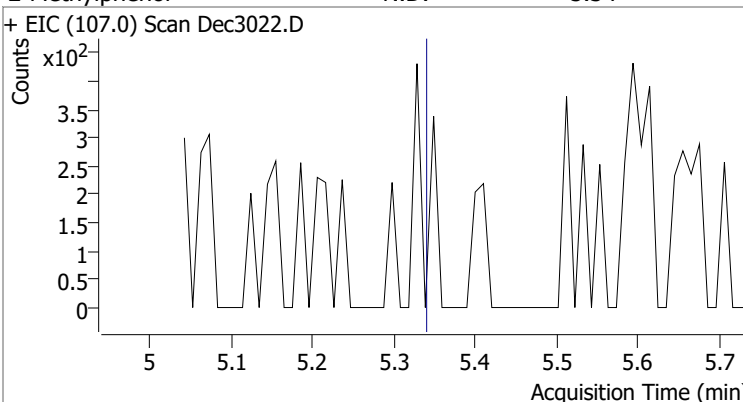
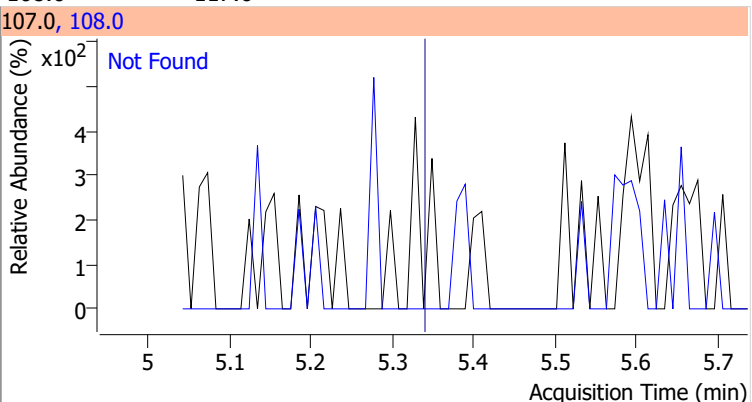
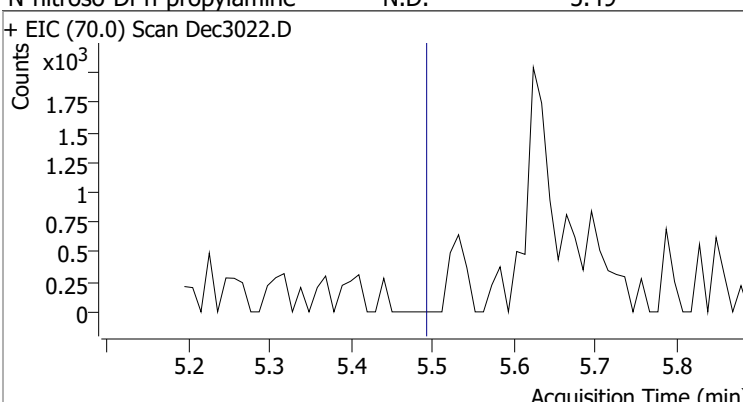
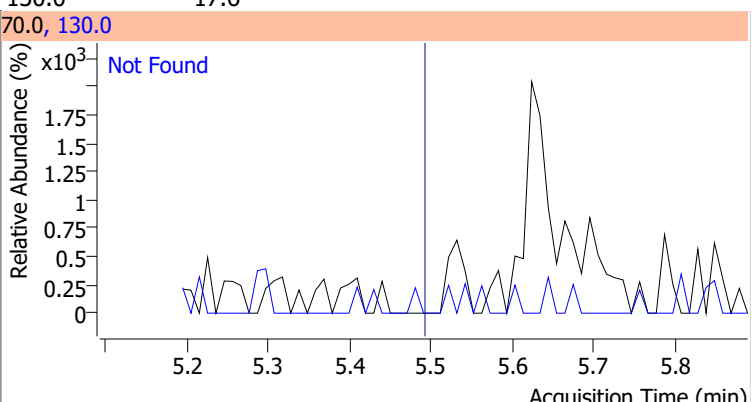
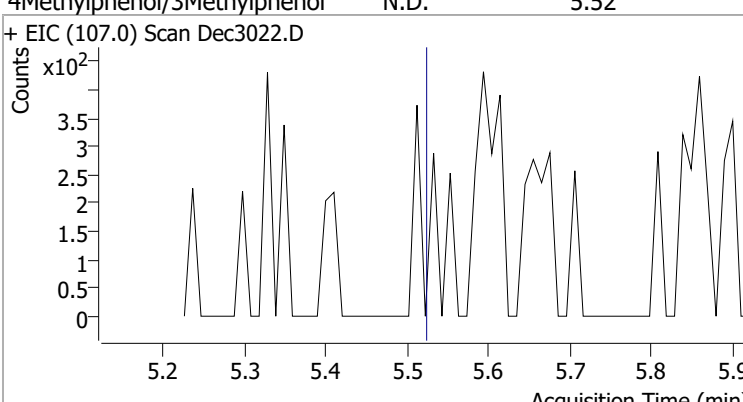
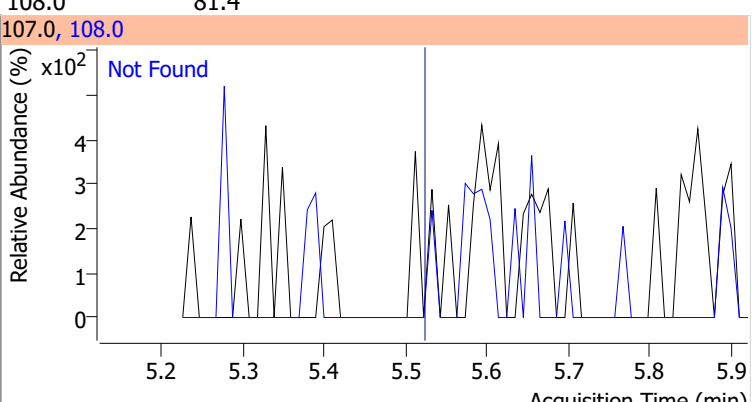
| Compound | Conc. | Exp RT | QIon | Exp Ratio | QIon | Exp Ratio |
|---------------------|-------|--------|-------|-----------|-------|-----------|
| 1,2-Dichlorobenzene | N.D. | 5.19 | 148.0 | 62.2 | 111.0 | 40.3 |



| Compound | Conc. | Exp RT | QIon | Exp Ratio | QIon | Exp Ratio |
|----------------|-------|--------|------|-----------|-------|-----------|
| Benzyl Alcohol | N.D. | 5.20 | 79.0 | 117.9 | 107.0 | 69.2 |

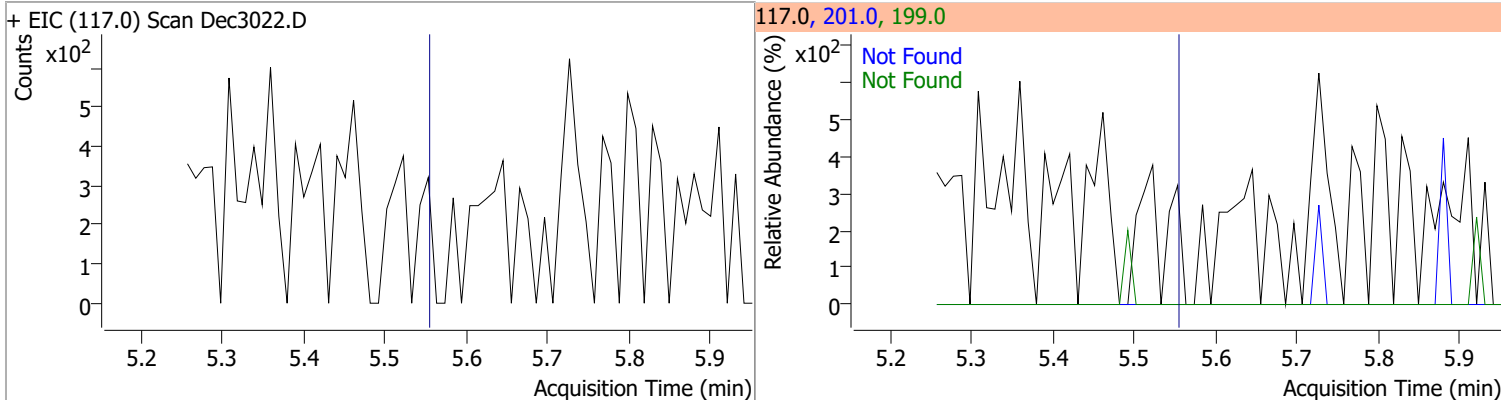


Quantitation Results Report (QT Reviewed)

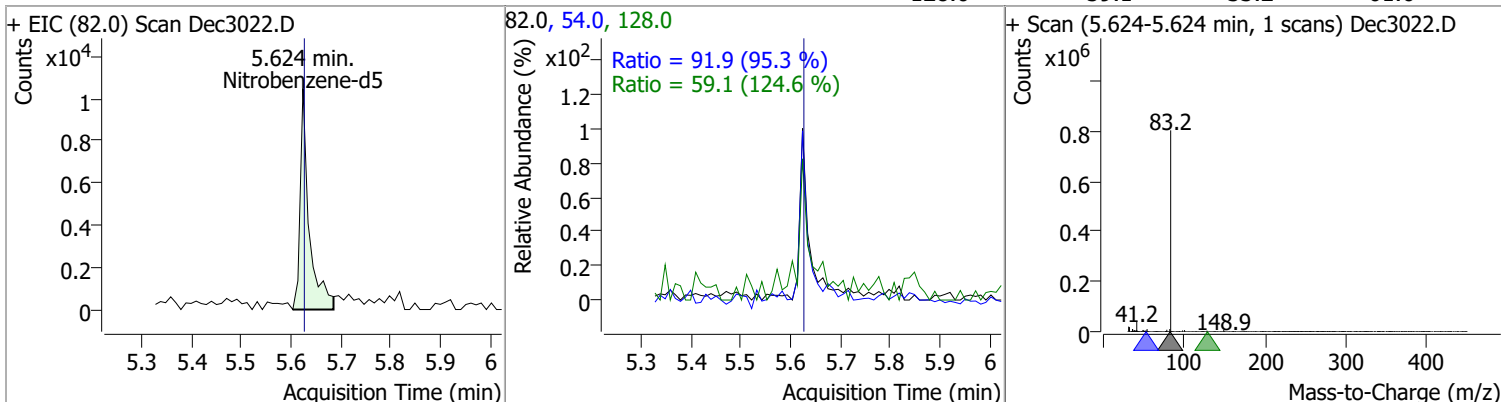
| Compound | Conc. | Exp RT | QIon | Exp Ratio |
|--|-------|--------|--|-----------|
| bis(2-chloroisopropyl)Ether | N.D. | 5.34 | 123.0 | 32.7 |
| + EIC (121.0) Scan Dec3022.D | | | 121.0, 123.0 | |
|  | | |  | |
| 2-Methylphenol | N.D. | 5.34 | 108.0 | 117.6 |
| + EIC (107.0) Scan Dec3022.D | | | 107.0, 108.0 | |
|  | | |  | |
| N-nitroso-Di-n-propylamine | N.D. | 5.49 | 130.0 | 17.6 |
| + EIC (70.0) Scan Dec3022.D | | | 70.0, 130.0 | |
|  | | |  | |
| 4Methylphenol/3Methylphenol | N.D. | 5.52 | 108.0 | 81.4 |
| + EIC (107.0) Scan Dec3022.D | | | 107.0, 108.0 | |
|  | | |  | |

Quantitation Results Report (QT Reviewed)

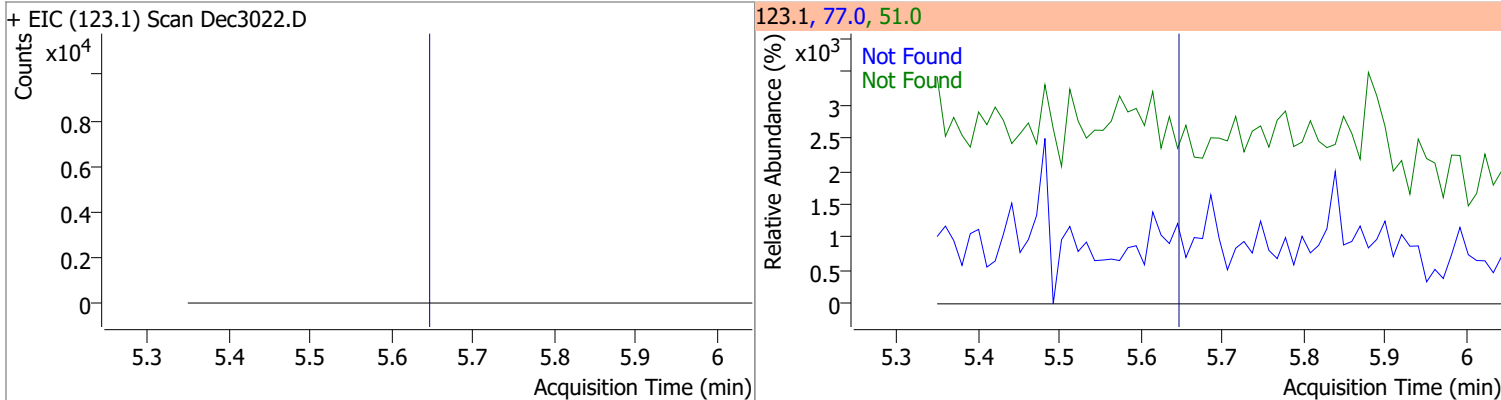
| Compound | Conc. | Exp RT | QIon | Exp Ratio | QIon | Exp Ratio |
|------------------|-------|--------|-------|-----------|-------|-----------|
| Hexachloroethane | N.D. | 5.55 | 201.0 | 77.2 | 199.0 | 50.6 |



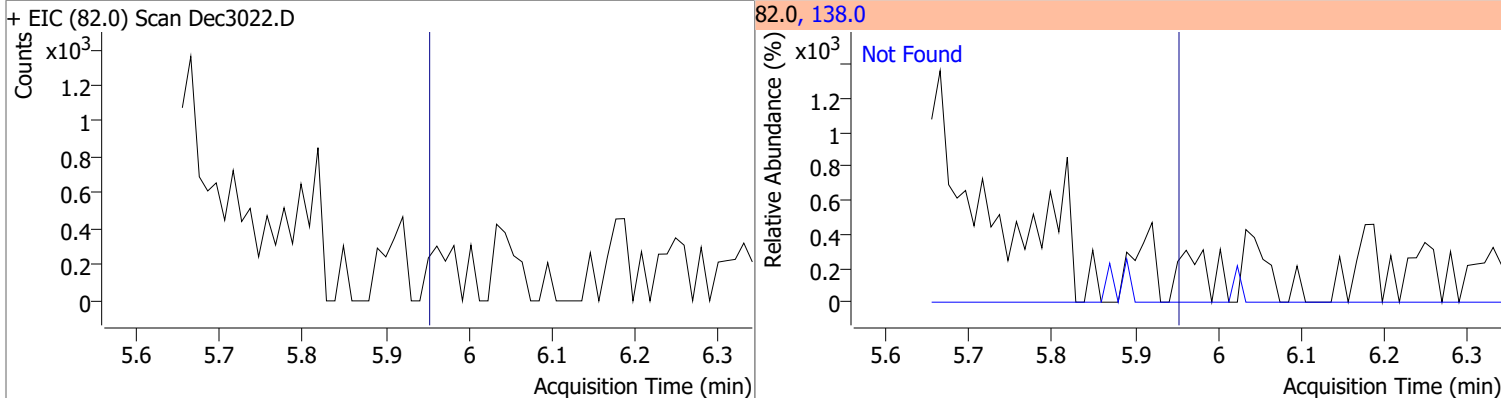
| Compound | Conc. | RT | Dev(Min) | Resp. | QIon | QRatio | Lower | Upper |
|-----------------|--------|------|----------|-------|-------|--------|-------|-------|
| Nitrobenzene-d5 | 2.3607 | 5.62 | 0.00 | 13116 | 54.0 | 91.9 | 67.5 | 125.4 |
| | | | | | 128.0 | 59.1 | 33.2 | 61.6 |



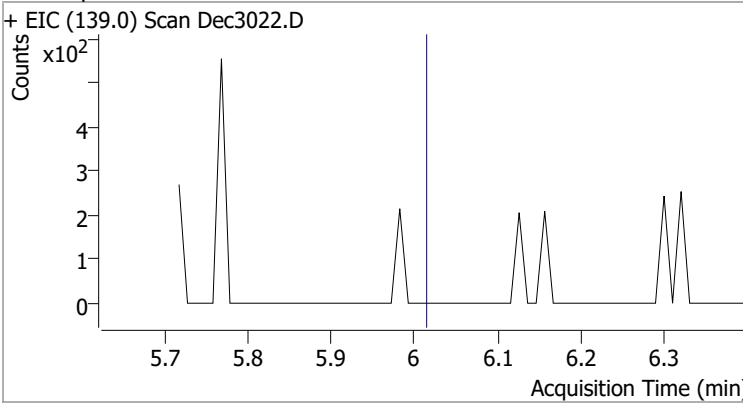
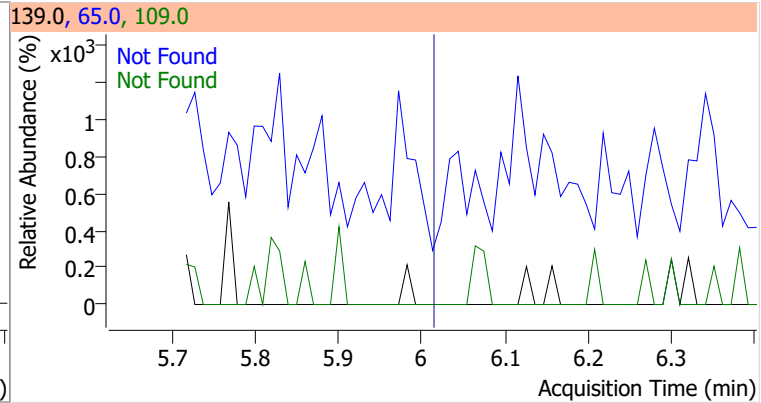
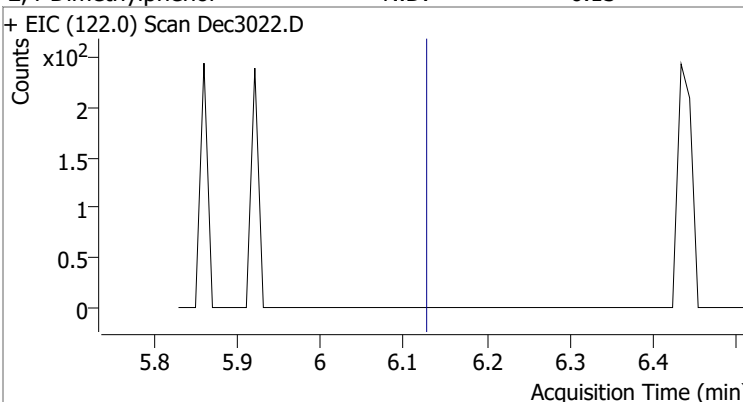
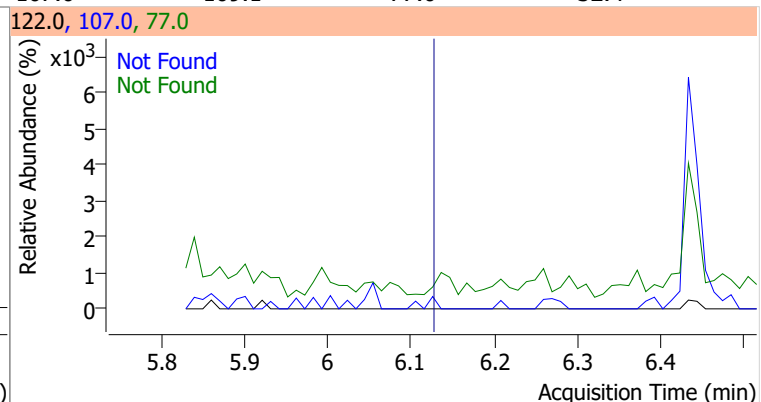
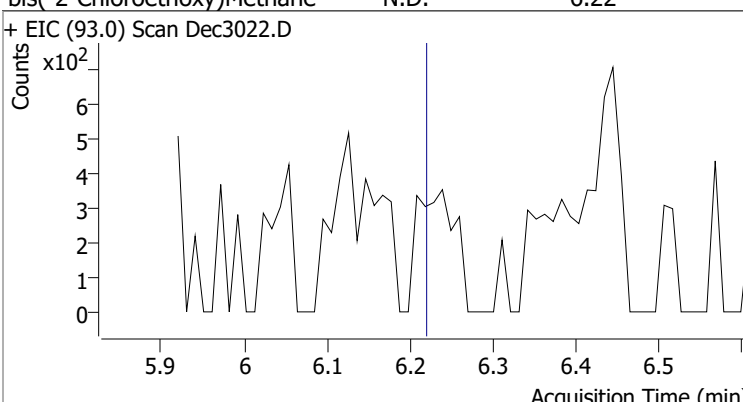
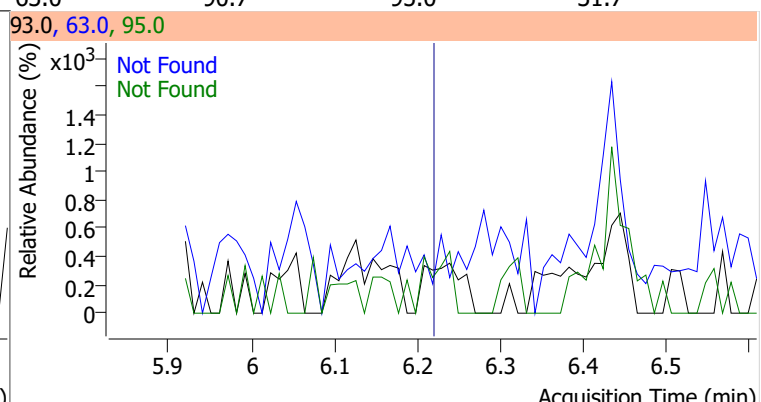
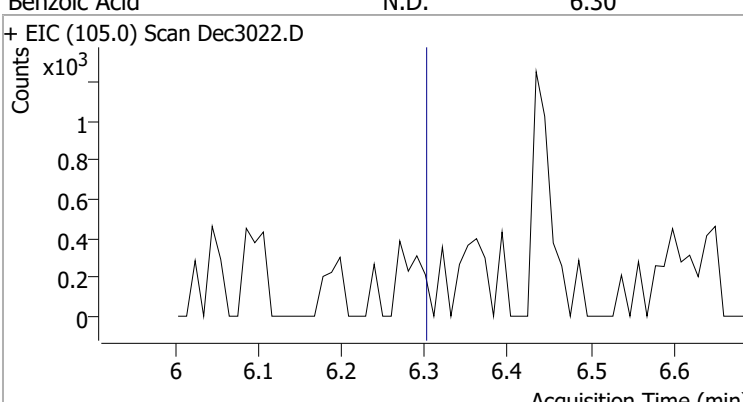
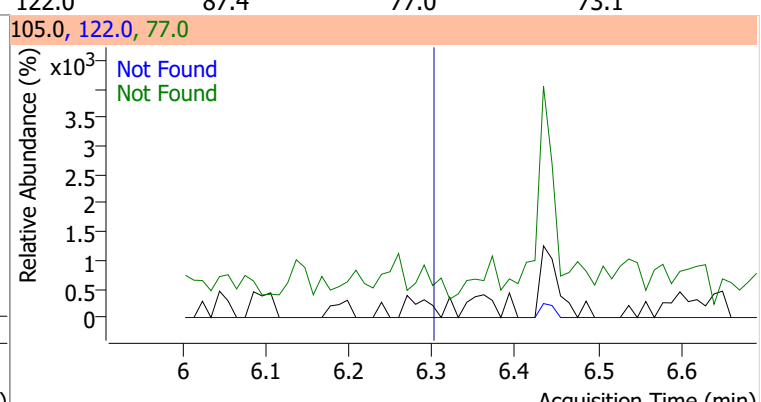
| Compound | Conc. | Exp RT | QIon | Exp Ratio | QIon | Exp Ratio |
|--------------|-------|--------|------|-----------|------|-----------|
| Nitrobenzene | N.D. | 5.64 | 77.0 | 211.4 | 51.0 | 210.3 |



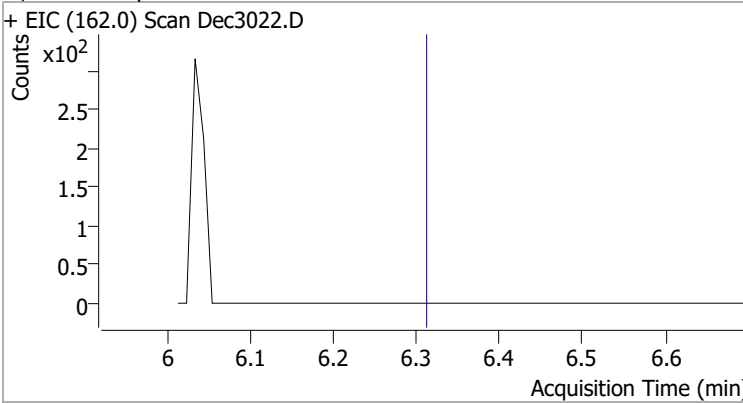
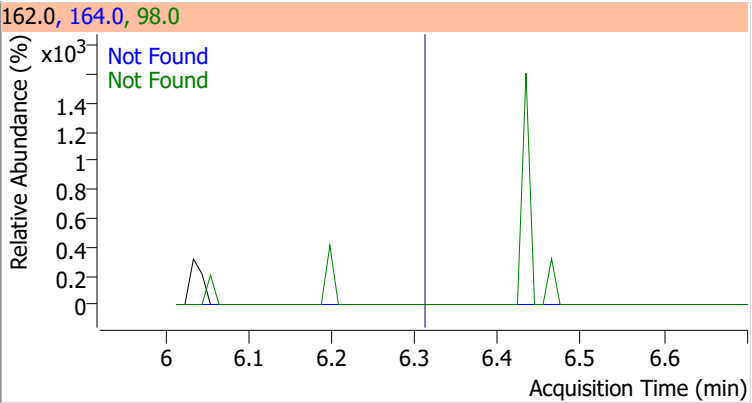
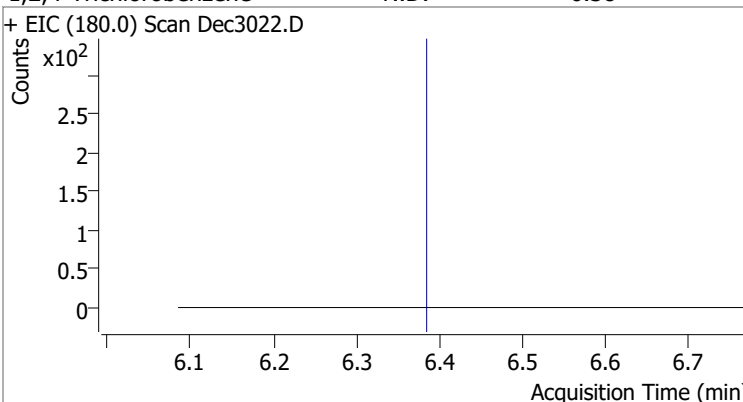
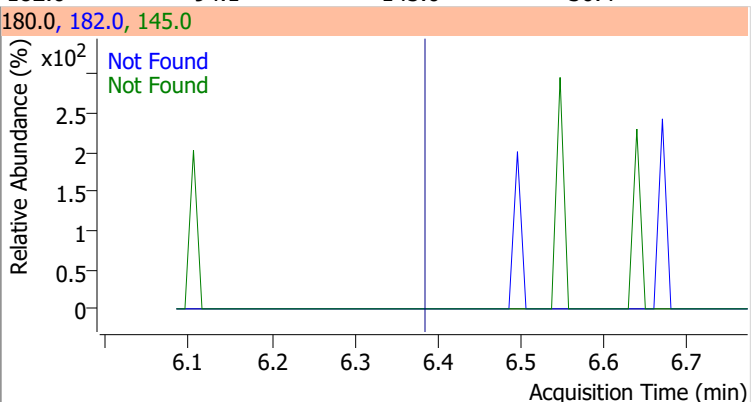
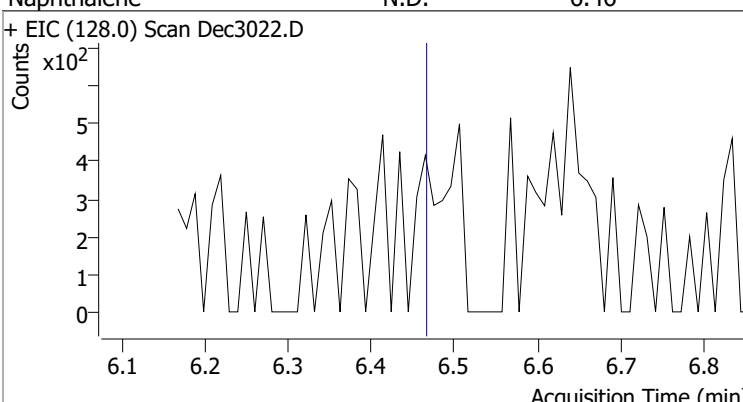
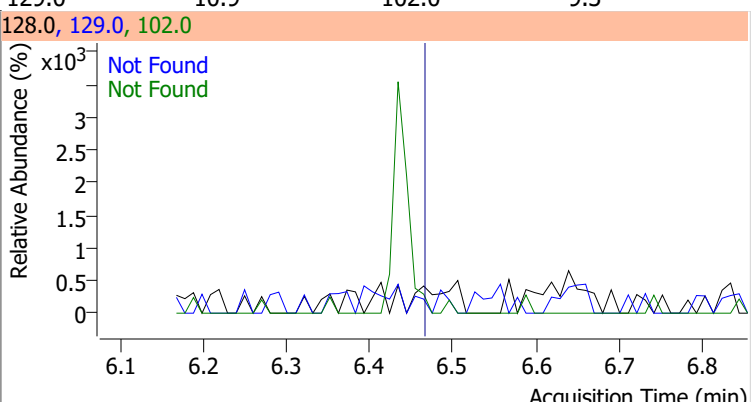
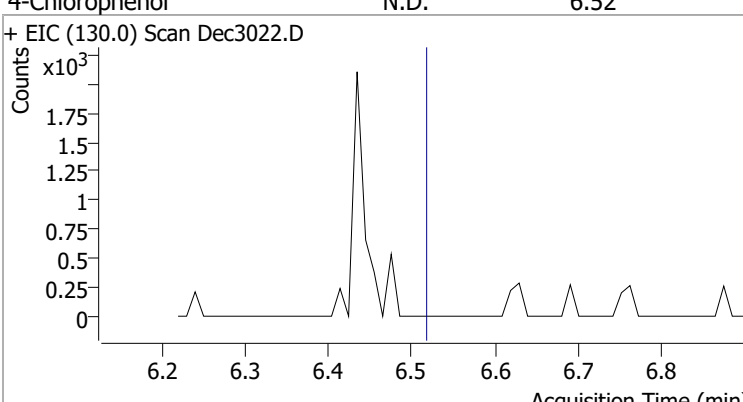
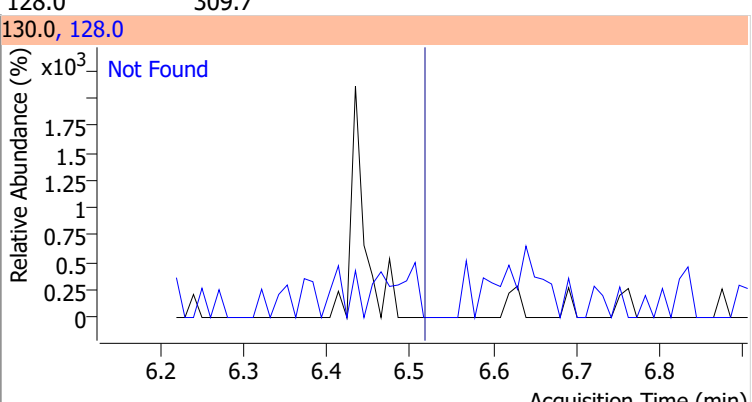
| Compound | Conc. | Exp RT | QIon | Exp Ratio |
|------------|-------|--------|-------|-----------|
| Isophorone | N.D. | 5.95 | 138.0 | 19.1 |



Quantitation Results Report (QT Reviewed)

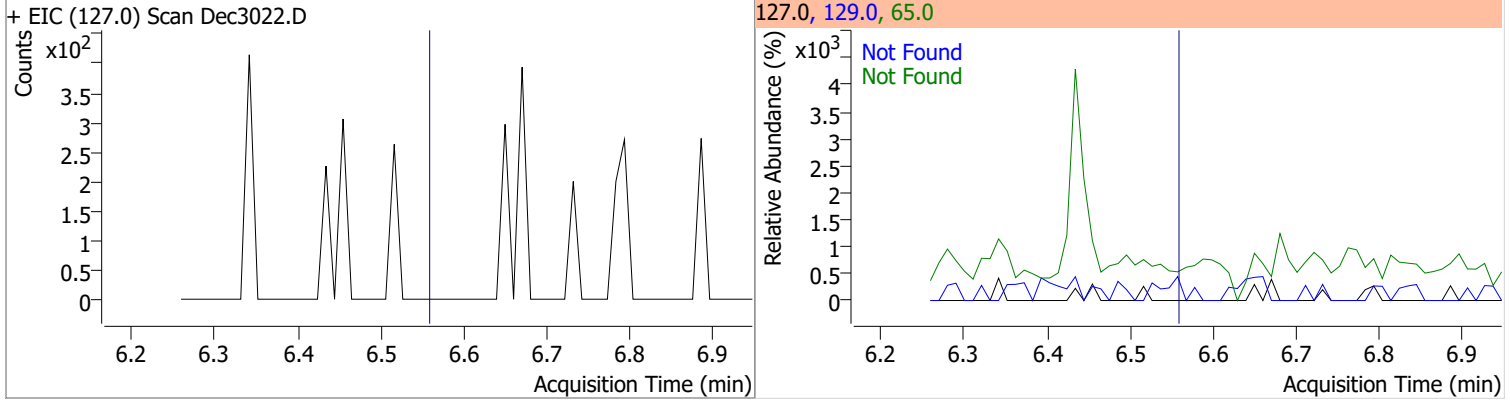
| Compound | Conc. | Exp RT | QIon | Exp Ratio | QIon | Exp Ratio |
|--|-------|--------|--|-----------|-------|-----------|
| 2-Nitrophenol | N.D. | 6.01 | 65.0 | 57.4 | 109.0 | 32.8 |
| + EIC (139.0) Scan Dec3022.D | | | 139.0, 65.0, 109.0 | | | |
|  | | |  | | | |
| 2,4-Dimethylphenol | N.D. | 6.13 | 107.0 | 109.1 | 77.0 | 32.4 |
| + EIC (122.0) Scan Dec3022.D | | | 122.0, 107.0, 77.0 | | | |
|  | | |  | | | |
| bis(-2-Chloroethoxy)Methane | N.D. | 6.22 | 63.0 | 90.7 | 95.0 | 31.7 |
| + EIC (93.0) Scan Dec3022.D | | | 93.0, 63.0, 95.0 | | | |
|  | | |  | | | |
| Benzoic Acid | N.D. | 6.30 | 122.0 | 87.4 | 77.0 | 73.1 |
| + EIC (105.0) Scan Dec3022.D | | | 105.0, 122.0, 77.0 | | | |
|  | | |  | | | |

Quantitation Results Report (QT Reviewed)

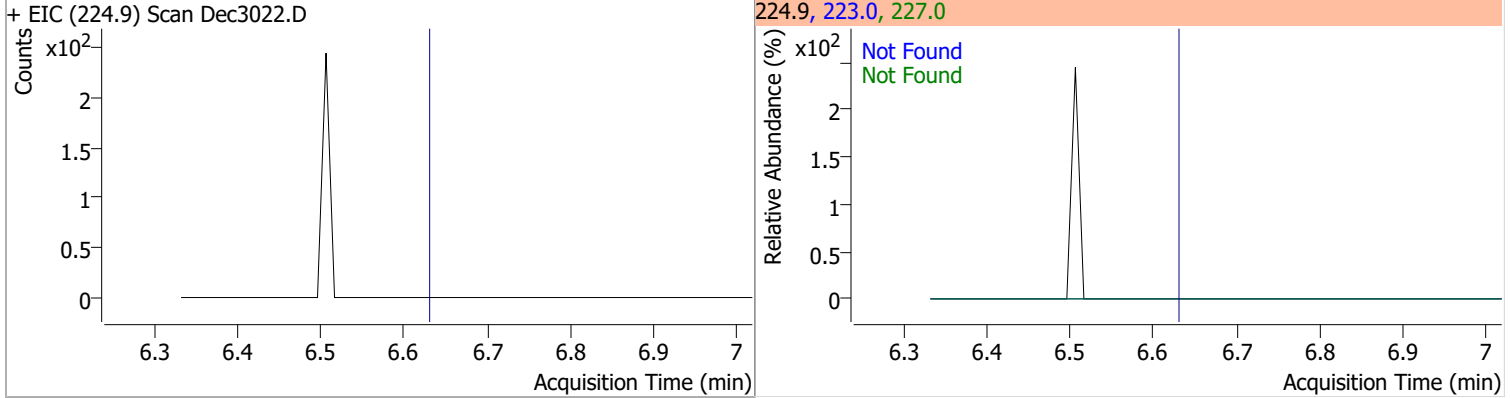
| Compound | Conc. | Exp RT | QIon | Exp Ratio | QIon | Exp Ratio |
|--|-------|--------|--|-----------|-------|-----------|
| 2,4-Dichlorophenol | N.D. | 6.31 | 164.0 | 62.0 | 98.0 | 32.4 |
| + EIC (162.0) Scan Dec3022.D | | | 162.0, 164.0, 98.0 | | | |
|  | | |  | | | |
| 1,2,4-Trichlorobenzene | N.D. | 6.38 | 182.0 | 94.1 | 145.0 | 30.4 |
| + EIC (180.0) Scan Dec3022.D | | | 180.0, 182.0, 145.0 | | | |
|  | | |  | | | |
| Naphthalene | N.D. | 6.46 | 129.0 | 10.9 | 102.0 | 9.3 |
| + EIC (128.0) Scan Dec3022.D | | | 128.0, 129.0, 102.0 | | | |
|  | | |  | | | |
| 4-Chlorophenol | N.D. | 6.52 | 128.0 | 309.7 | | |
| + EIC (130.0) Scan Dec3022.D | | | 130.0, 128.0 | | | |
|  | | |  | | | |

Quantitation Results Report (QT Reviewed)

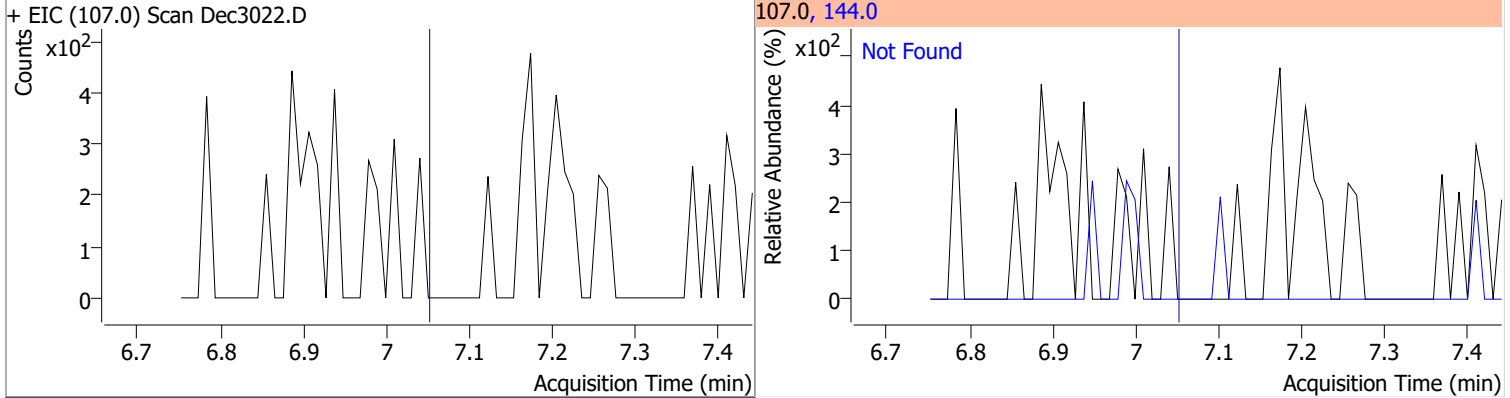
| Compound | Conc. | Exp RT | QIon | Exp Ratio | QIon | Exp Ratio |
|-----------------|-------|--------|------|-----------|-------|-----------|
| p-Chloroaniline | N.D. | 6.56 | 65.0 | 37.5 | 129.0 | 29.2 |



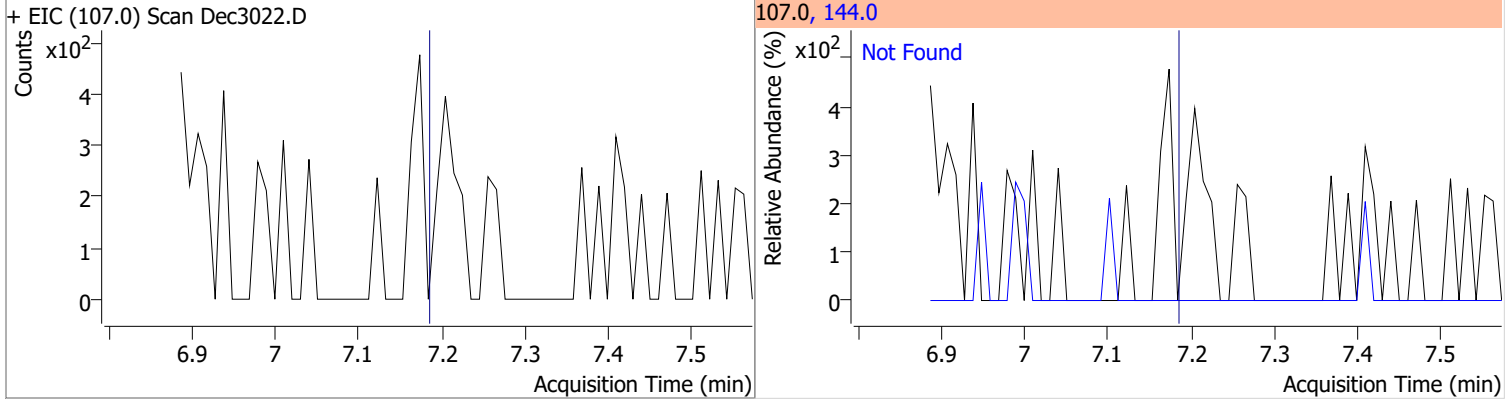
| Compound | Conc. | Exp RT | QIon | Exp Ratio | QIon | Exp Ratio |
|---------------------|-------|--------|-------|-----------|-------|-----------|
| Hexachlorobutadiene | N.D. | 6.63 | 227.0 | 66.6 | 223.0 | 60.8 |



| Compound | Conc. | Exp RT | QIon | Exp Ratio |
|-------------------------|-------|--------|-------|-----------|
| 4-Chloro-2-Methylphenol | N.D. | 7.05 | 144.0 | 26.6 |

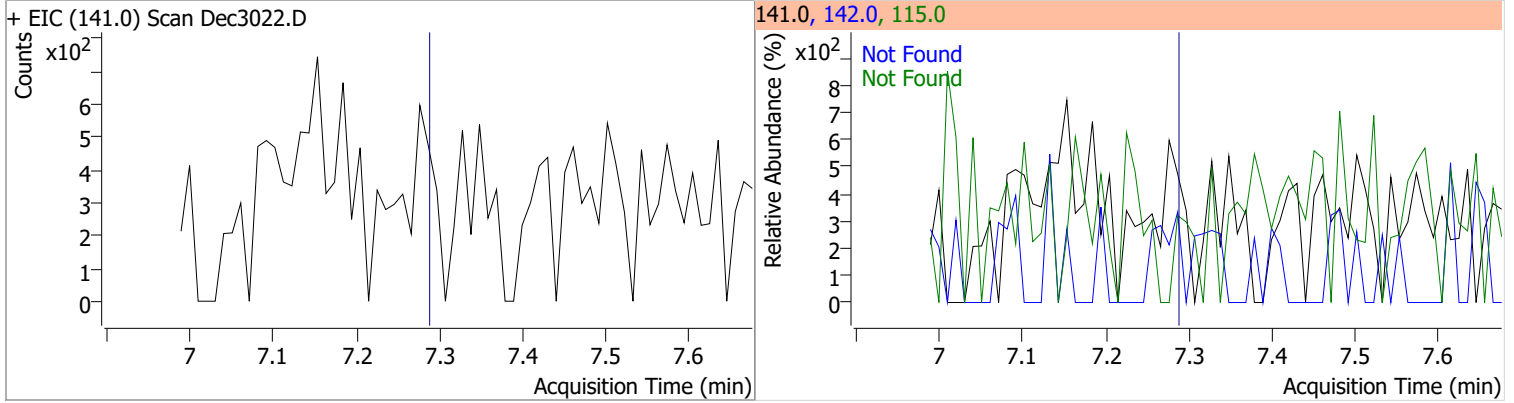


| Compound | Conc. | Exp RT | QIon | Exp Ratio |
|-------------------------|-------|--------|-------|-----------|
| 4-Chloro-3-Methylphenol | N.D. | 7.18 | 144.0 | 27.6 |

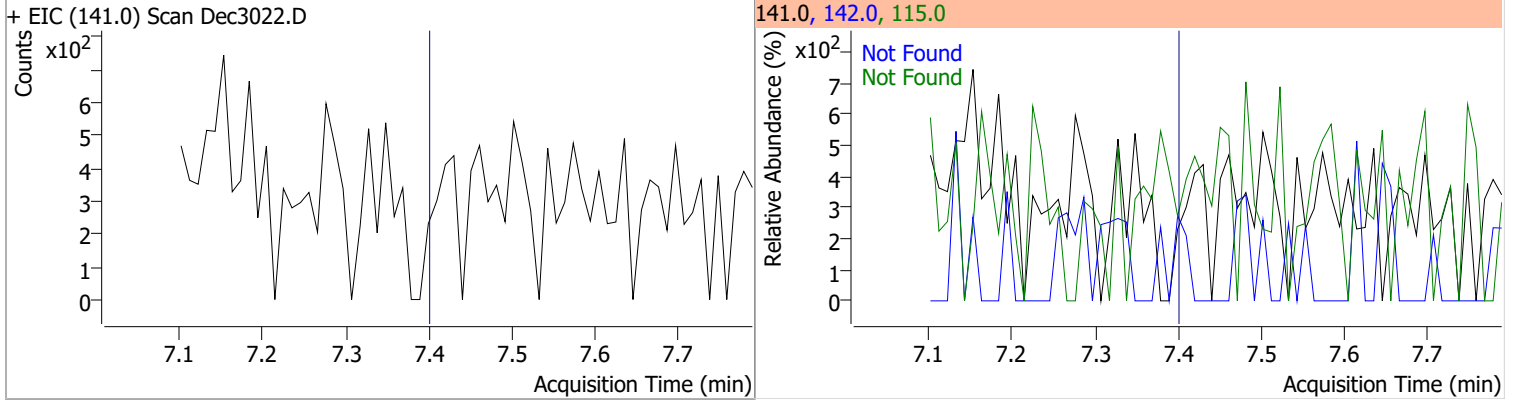


Quantitation Results Report (QT Reviewed)

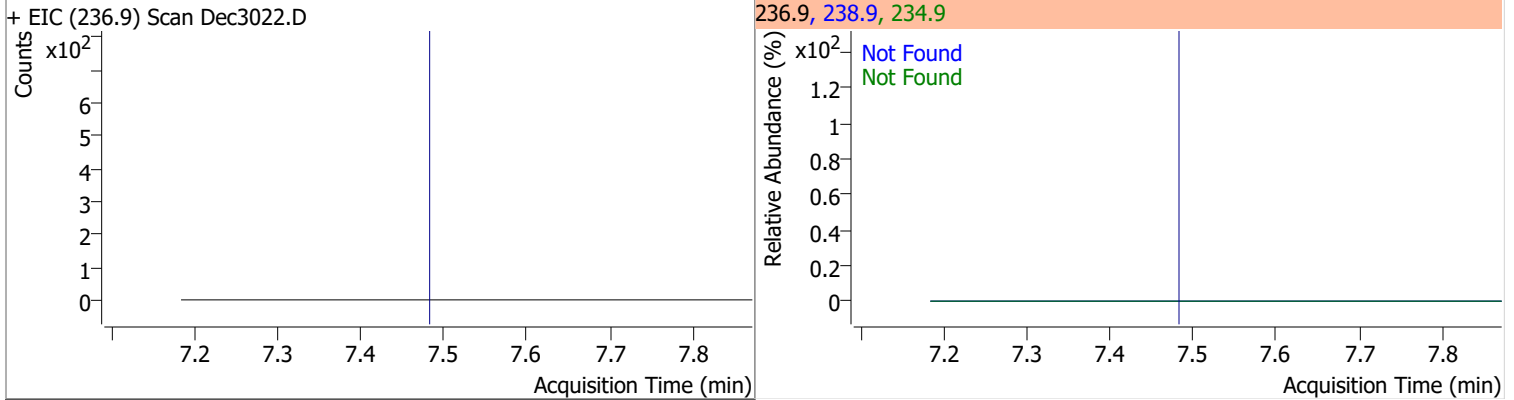
| Compound | Conc. | Exp RT | QIon | Exp Ratio | QIon | Exp Ratio |
|---------------------|-------|--------|-------|-----------|-------|-----------|
| 2-Methylnaphthalene | N.D. | 7.29 | 142.0 | 114.8 | 115.0 | 42.0 |



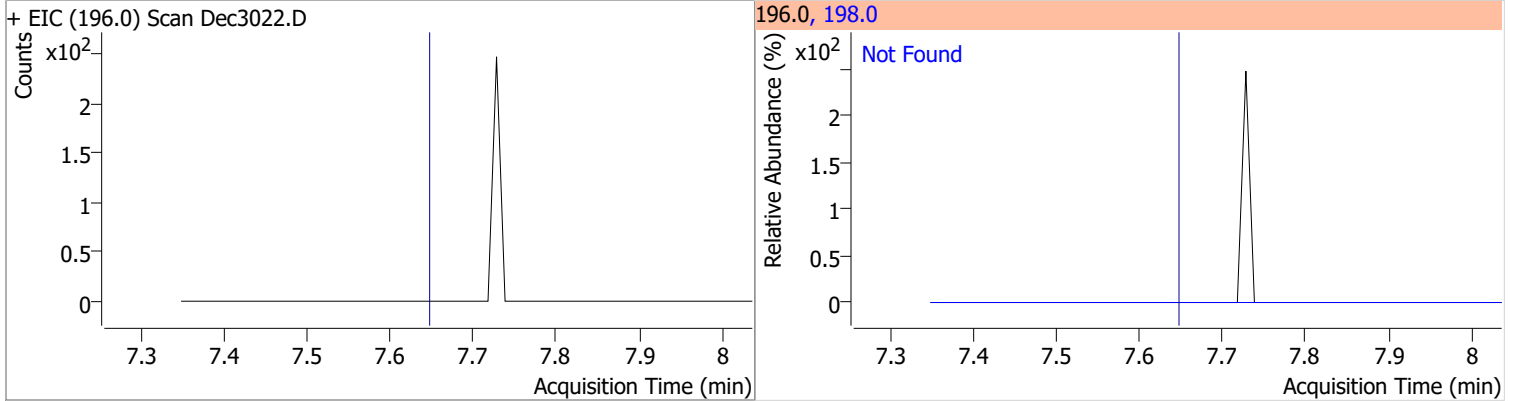
| Compound | Conc. | Exp RT | QIon | Exp Ratio | QIon | Exp Ratio |
|---------------------|-------|--------|-------|-----------|-------|-----------|
| 1-Methylnaphthalene | N.D. | 7.40 | 142.0 | 111.0 | 115.0 | 42.5 |



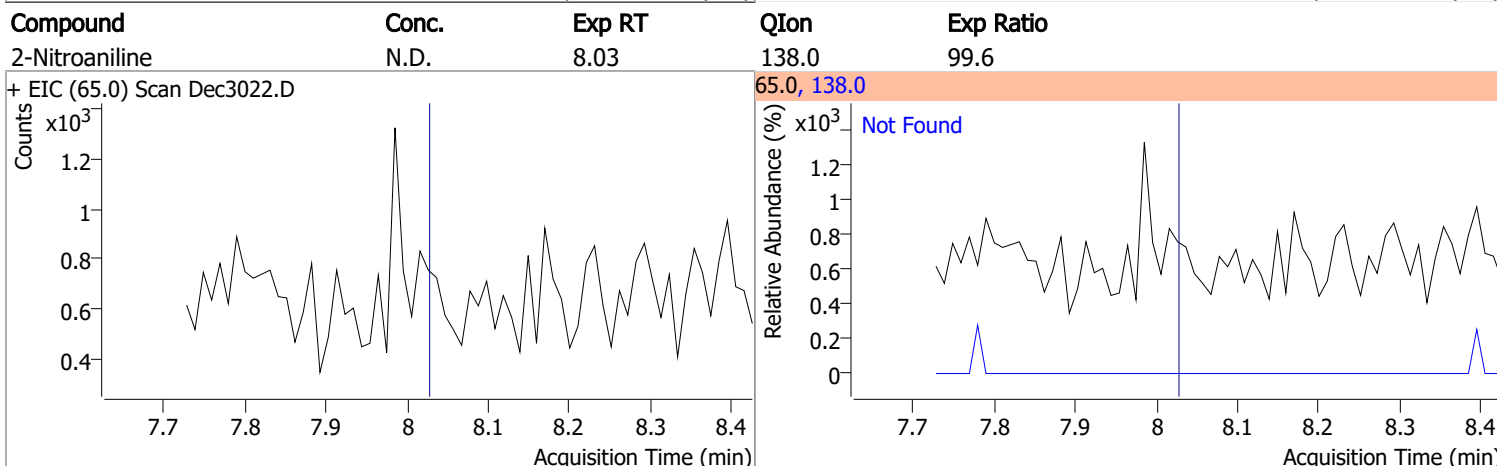
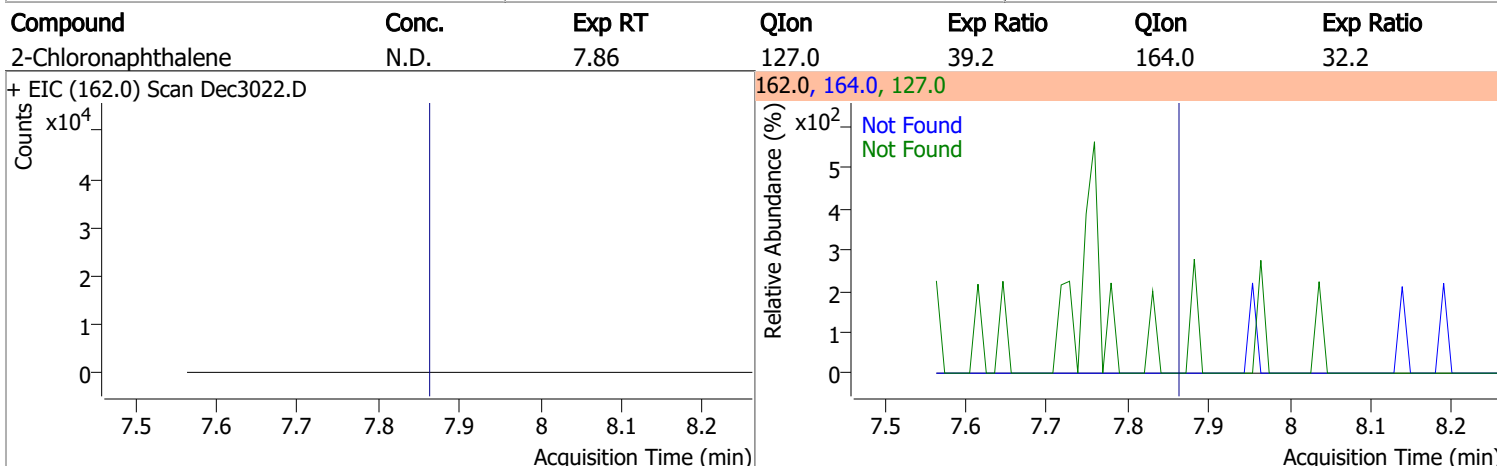
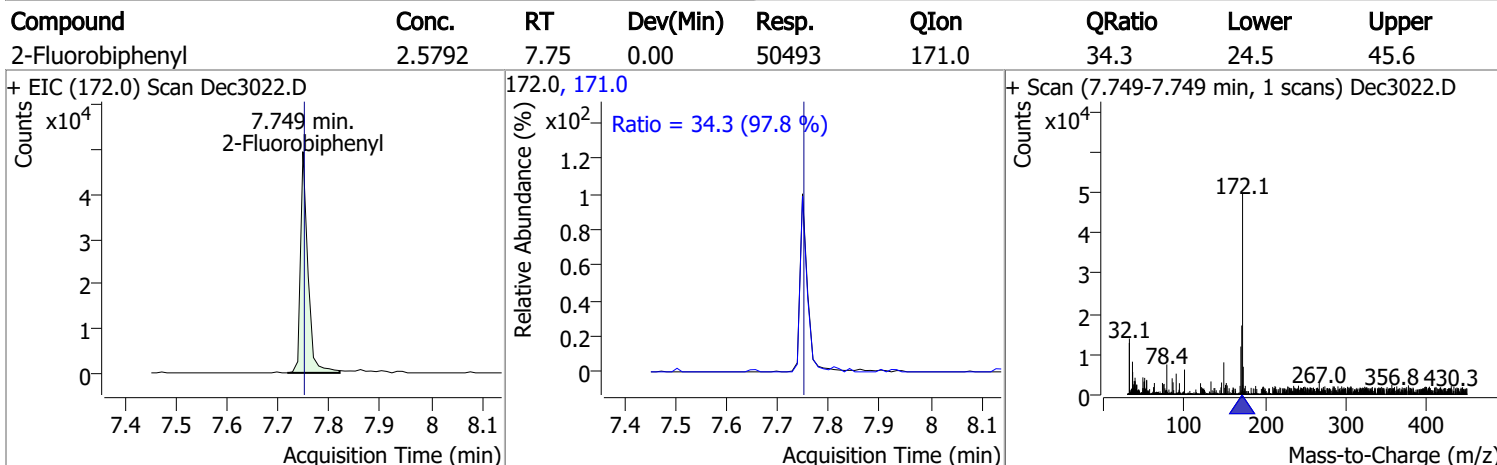
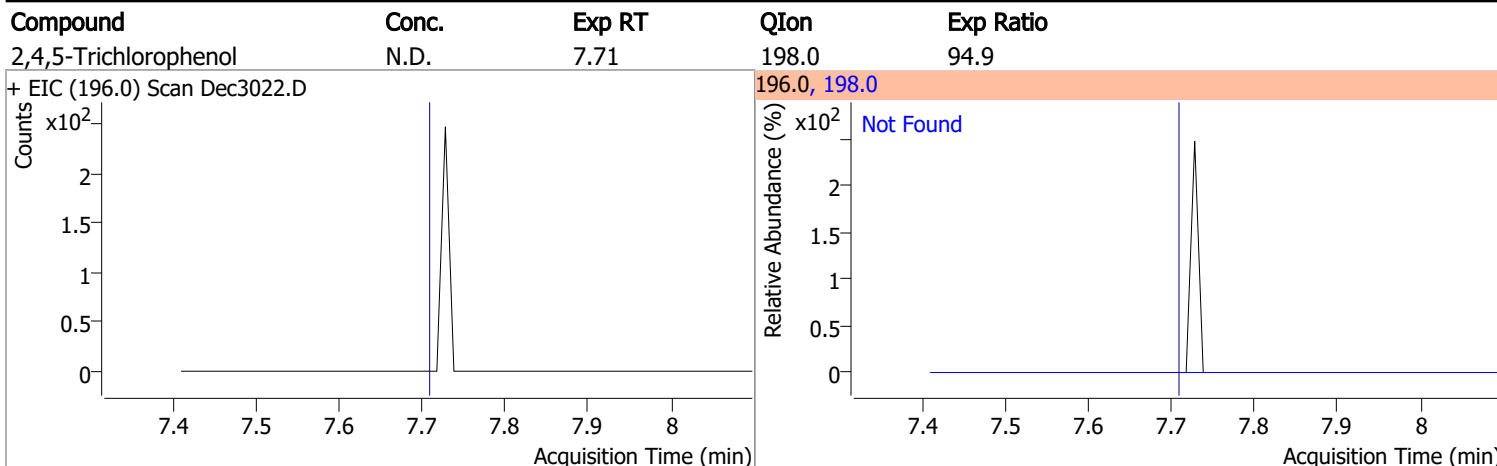
| Compound | Conc. | Exp RT | QIon | Exp Ratio | QIon | Exp Ratio |
|---------------------------|-------|--------|-------|-----------|-------|-----------|
| Hexachlorocyclopentadiene | N.D. | 7.48 | 234.9 | 64.7 | 238.9 | 64.1 |



| Compound | Conc. | Exp RT | QIon | Exp Ratio |
|-----------------------|-------|--------|-------|-----------|
| 2,4,6-Trichlorophenol | N.D. | 7.65 | 198.0 | 94.4 |

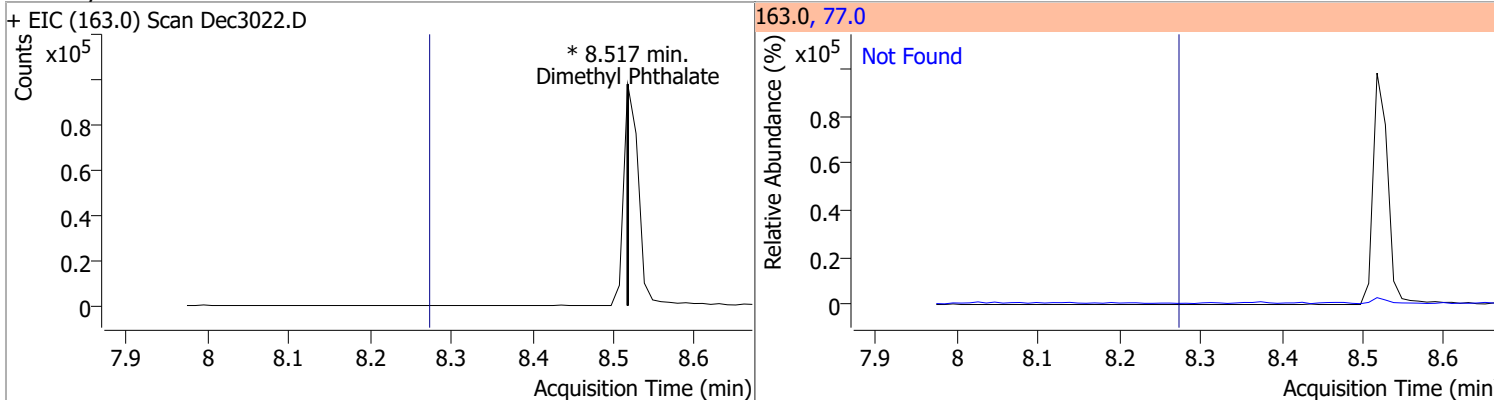


Quantitation Results Report (QT Reviewed)

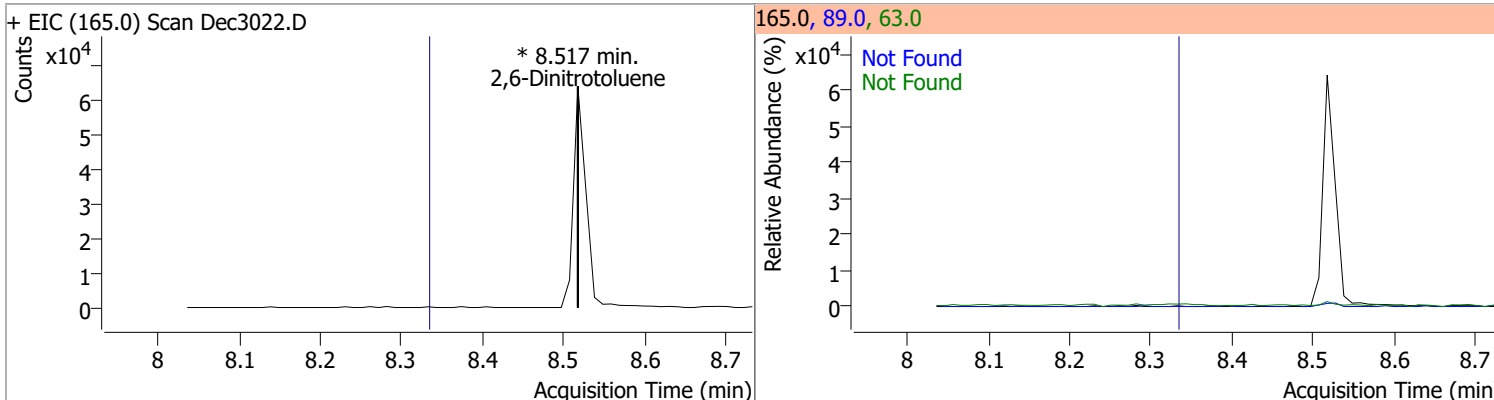


Quantitation Results Report (QT Reviewed)

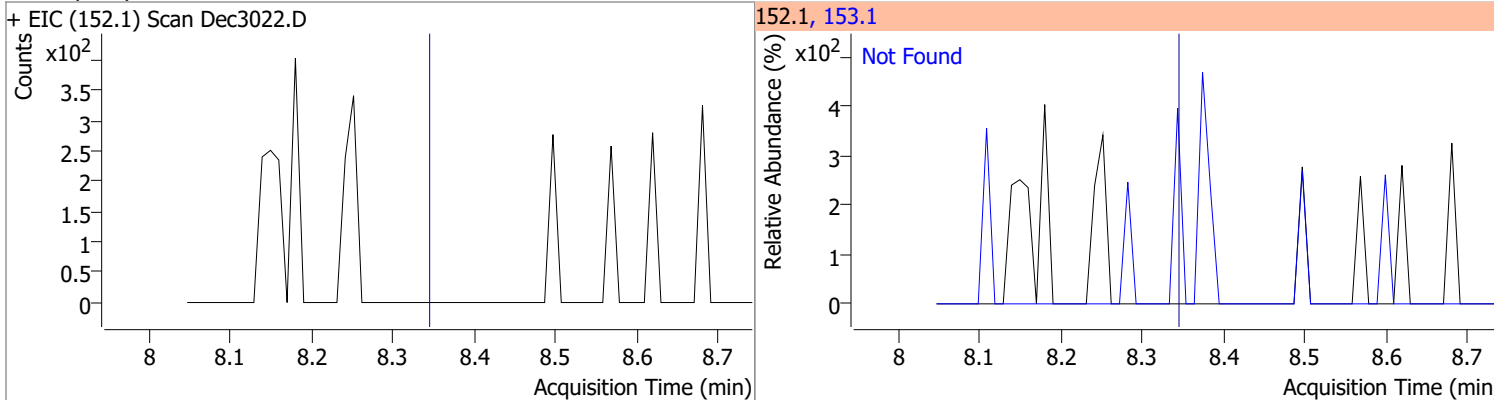
| Compound | Conc. | RT | Dev(Min) | Resp. | QIon | QRatio | Lower | Upper |
|--------------------|-------|----|----------|-------|------|--------|-------|-------|
| Dimethyl Phthalate | 0 | 0 | | 0 | 77.0 | | 15.1 | 28.0 |



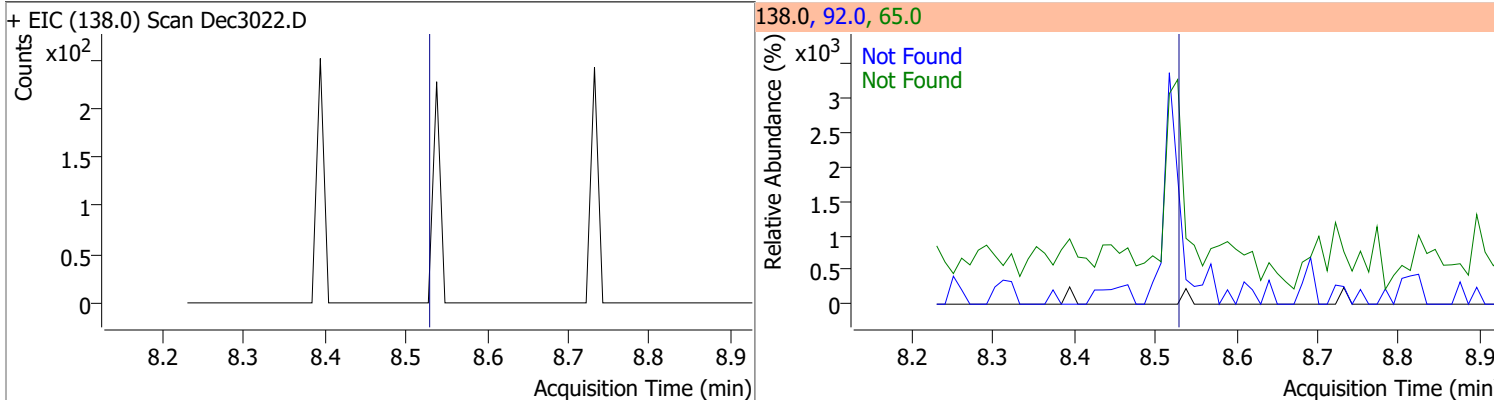
| Compound | Conc. | RT | Dev(Min) | Resp. | QIon | QRatio | Lower | Upper |
|--------------------|-------|----|----------|-------|--------------|--------|---------------|---------------|
| 2,6-Dinitrotoluene | 0 | 0 | | 0 | 63.0 89.0 | | 135.1 47.4 | 250.9 88.1 |



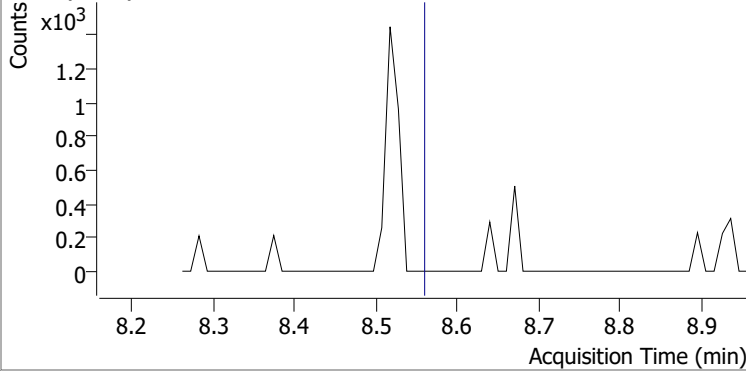
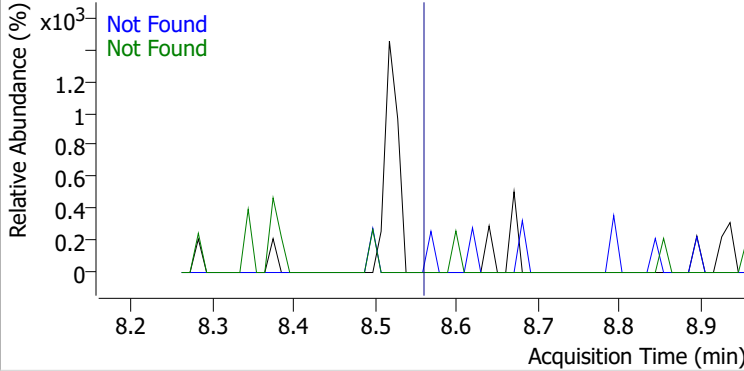
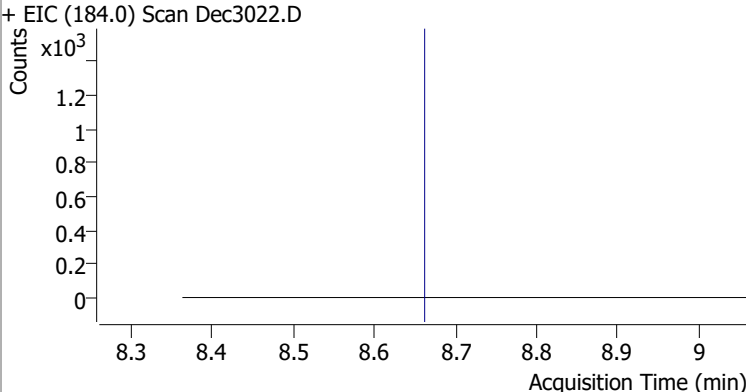
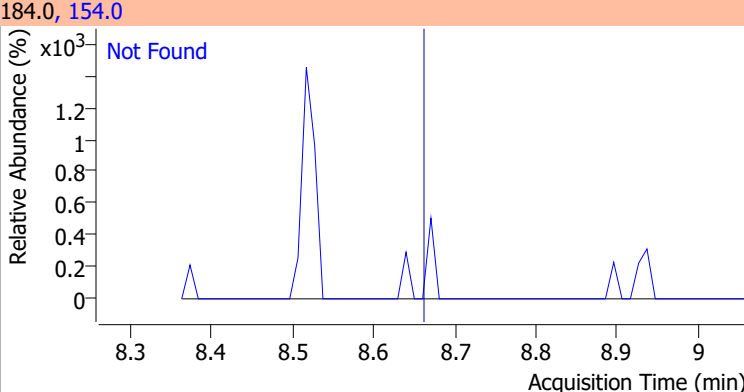
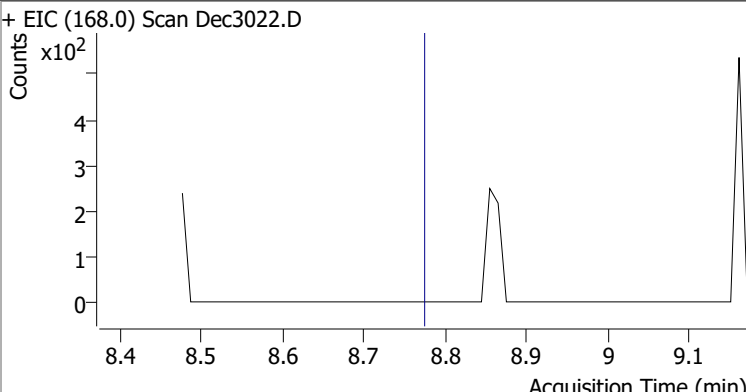
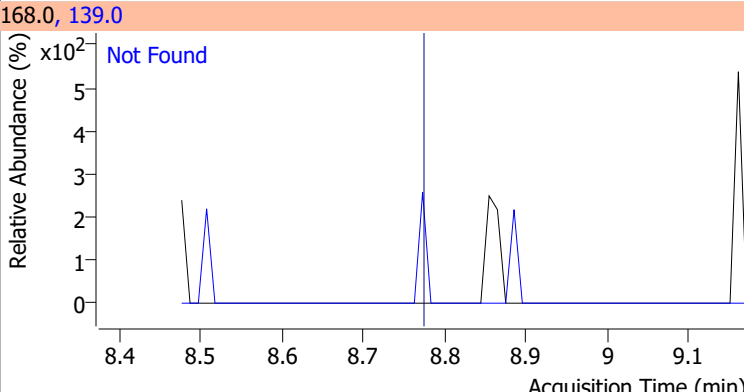
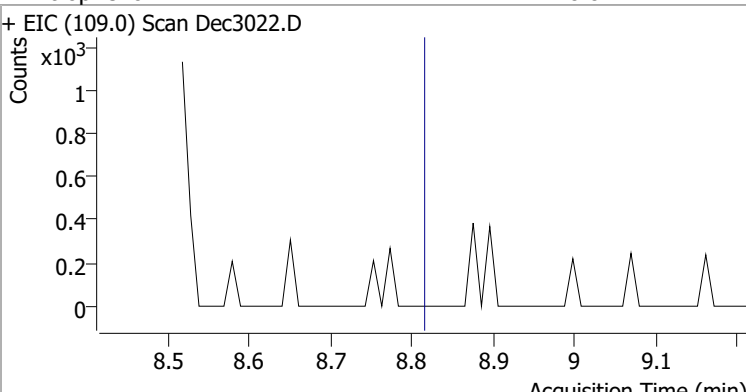
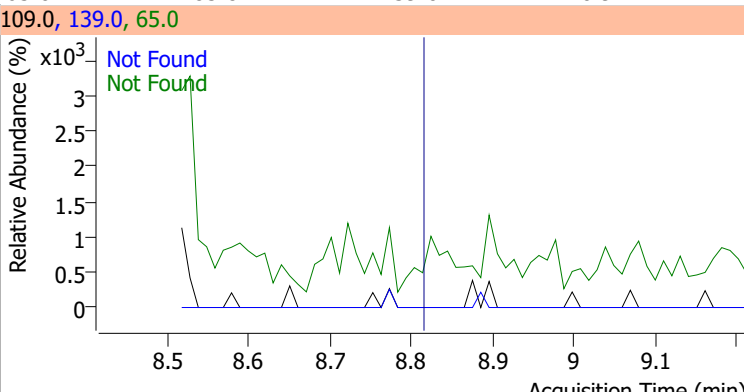
| Compound | Conc. | Exp RT | QIon | Exp Ratio |
|----------------|-------|--------|-------|-----------|
| Acenaphthylene | N.D. | 8.34 | 153.1 | 13.9 |



| Compound | Conc. | Exp RT | QIon | Exp Ratio | QIon | Exp Ratio |
|----------------|-------|--------|------|-----------|------|-----------|
| 3-Nitroaniline | N.D. | 8.53 | 65.0 | 157.8 | 92.0 | 118.6 |

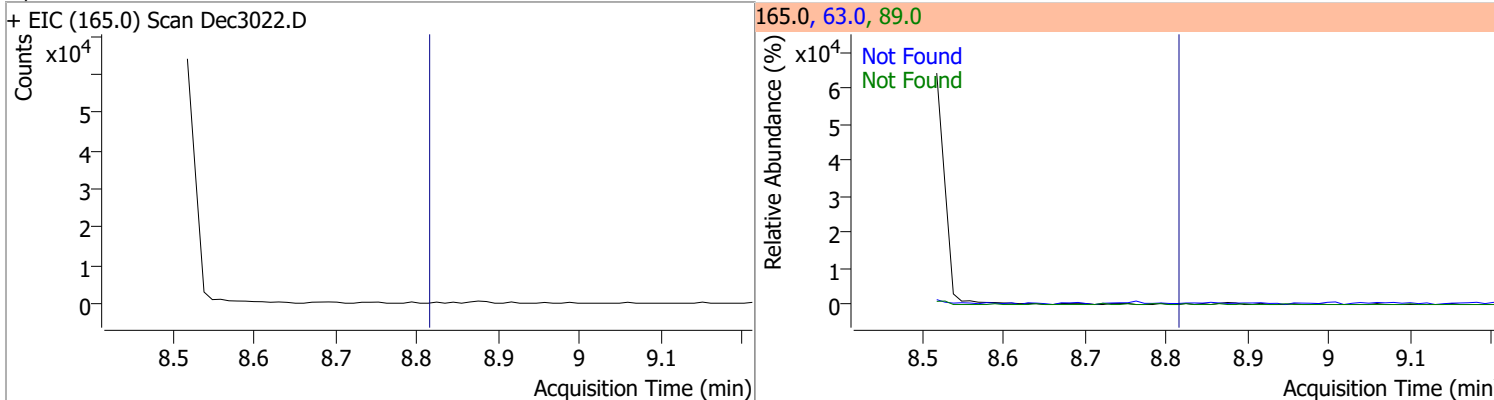


Quantitation Results Report (QT Reviewed)

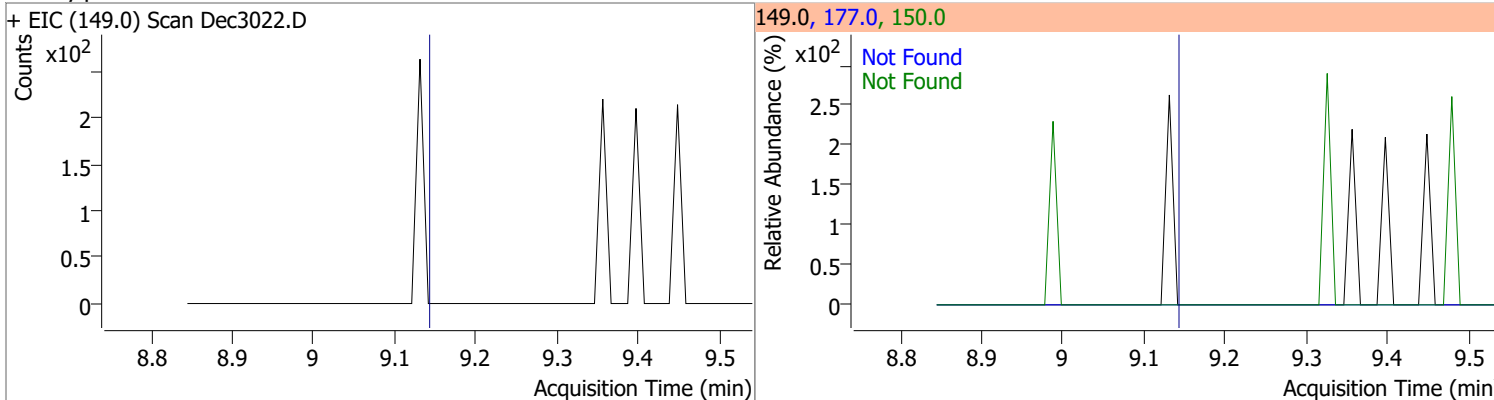
| Compound | Conc. | Exp RT | QIon | Exp Ratio | QIon | Exp Ratio |
|--|-------|--------|--|-----------|-------|-----------|
| Acenaphthene | N.D. | 8.56 | 153.0 | 109.6 | 152.0 | 52.7 |
| + EIC (154.0) Scan Dec3022.D | | | 154.0, 152.0, 153.0 | | | |
|  | | |  | | | |
| 2,4-Dinitrophenol | N.D. | 8.66 | 154.0 | 55.5 | | |
| + EIC (184.0) Scan Dec3022.D | | | 184.0, 154.0 | | | |
|  | | |  | | | |
| Dibenzofuran | N.D. | 8.77 | 139.0 | 38.2 | | |
| + EIC (168.0) Scan Dec3022.D | | | 168.0, 139.0 | | | |
|  | | |  | | | |
| 4-Nitrophenol | N.D. | 8.81 | 65.0 | 85.8 | 139.0 | 70.9 |
| + EIC (109.0) Scan Dec3022.D | | | 109.0, 139.0, 65.0 | | | |
|  | | |  | | | |

Quantitation Results Report (QT Reviewed)

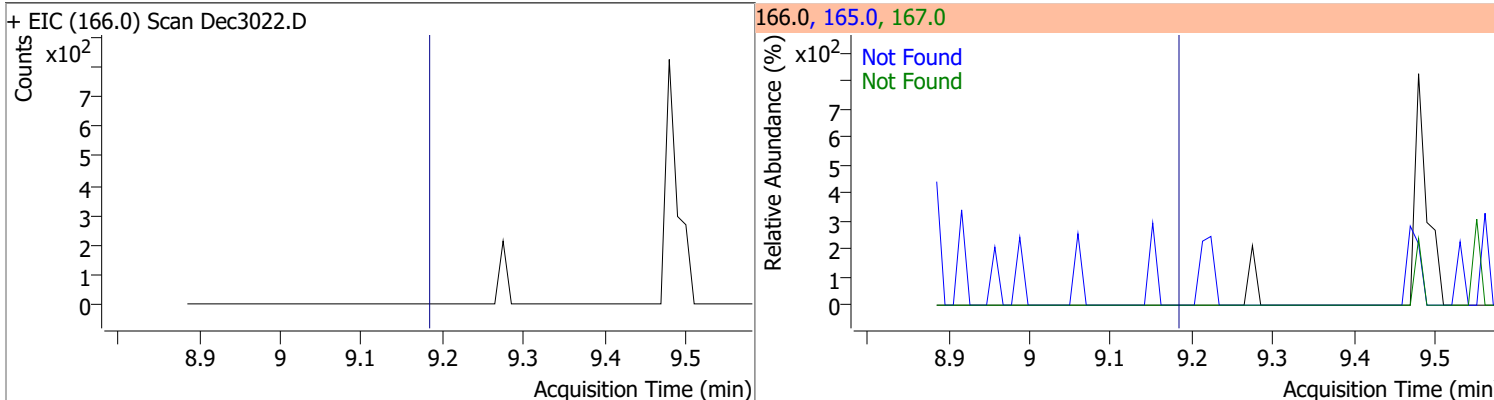
| Compound | Conc. | Exp RT | QIon | Exp Ratio | QIon | Exp Ratio |
|--------------------|-------|--------|------|-----------|------|-----------|
| 2,4-Dinitrotoluene | N.D. | 8.81 | 63.0 | 89.4 | 89.0 | 79.1 |



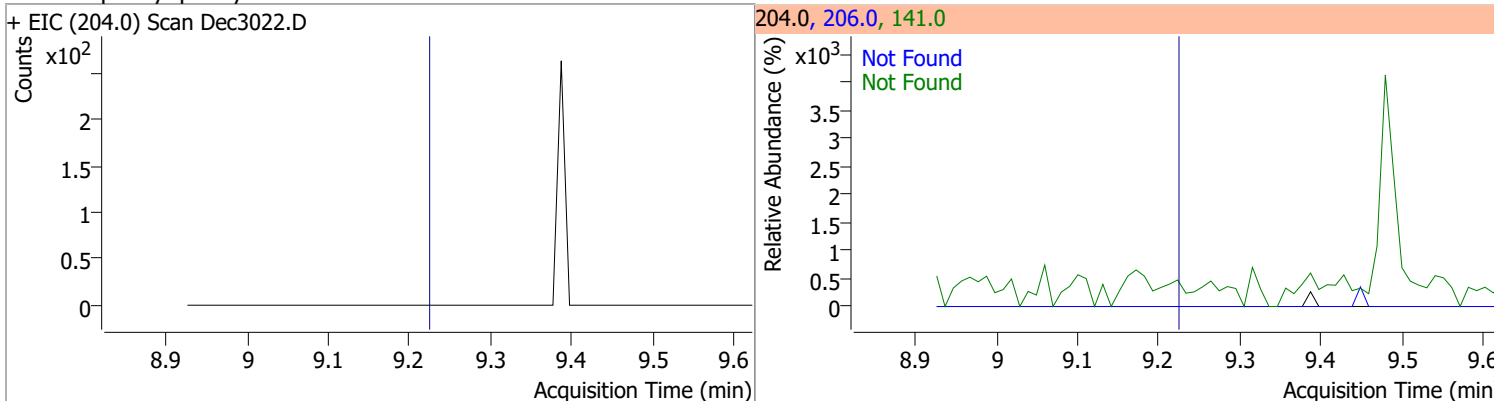
| Compound | Conc. | Exp RT | QIon | Exp Ratio | QIon | Exp Ratio |
|------------------|-------|--------|-------|-----------|-------|-----------|
| Diethylphthalate | N.D. | 9.14 | 177.0 | 19.4 | 150.0 | 12.3 |



| Compound | Conc. | Exp RT | QIon | Exp Ratio | QIon | Exp Ratio |
|----------|-------|--------|-------|-----------|-------|-----------|
| Fluorene | N.D. | 9.18 | 165.0 | 88.8 | 167.0 | 12.9 |

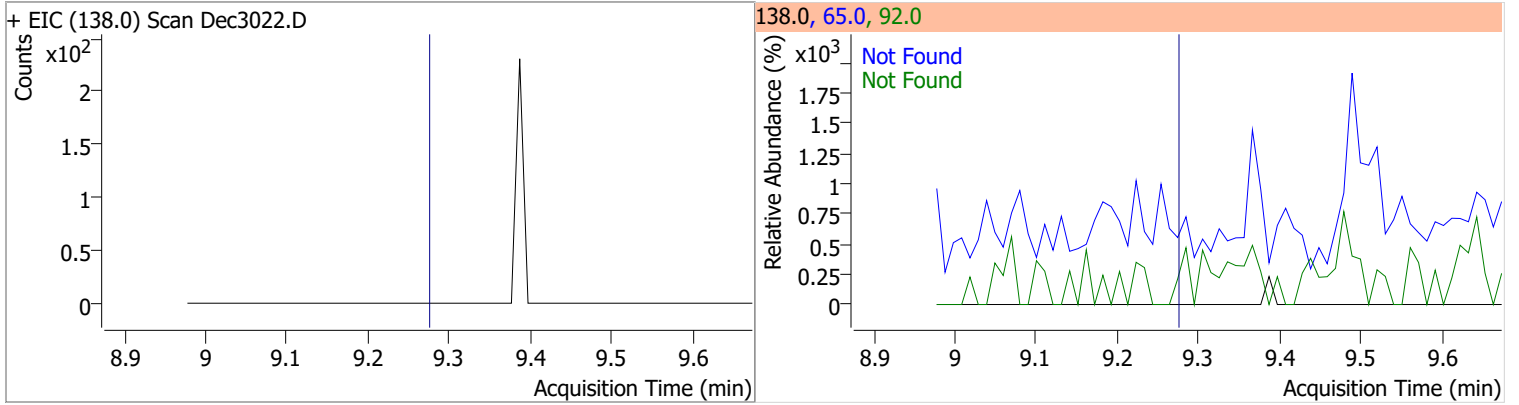


| Compound | Conc. | Exp RT | QIon | Exp Ratio | QIon | Exp Ratio |
|----------------------------|-------|--------|-------|-----------|-------|-----------|
| 4-Chlorophenyl-phenylether | N.D. | 9.22 | 141.0 | 65.7 | 206.0 | 32.4 |

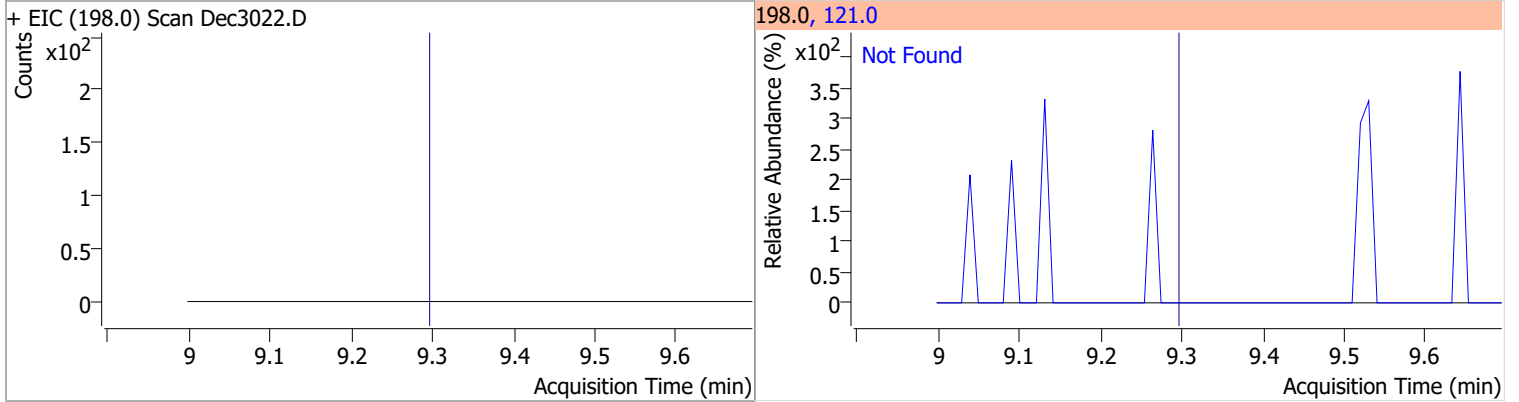


Quantitation Results Report (QT Reviewed)

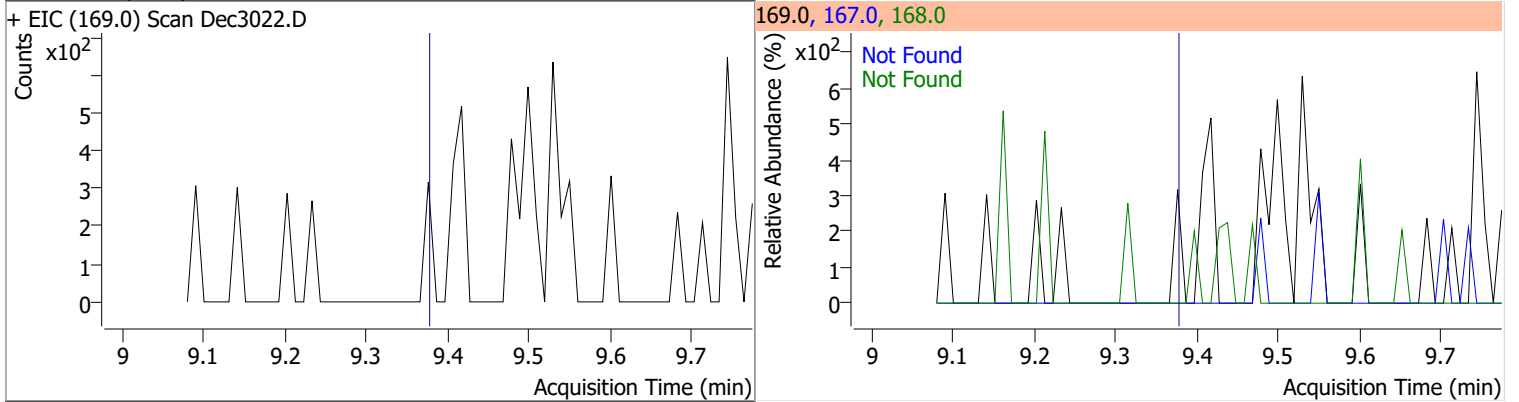
| Compound | Conc. | Exp RT | QIon | Exp Ratio | QIon | Exp Ratio |
|----------------|-------|--------|------|-----------|------|-----------|
| 4-Nitroaniline | N.D. | 9.27 | 65.0 | 131.3 | 92.0 | 49.5 |



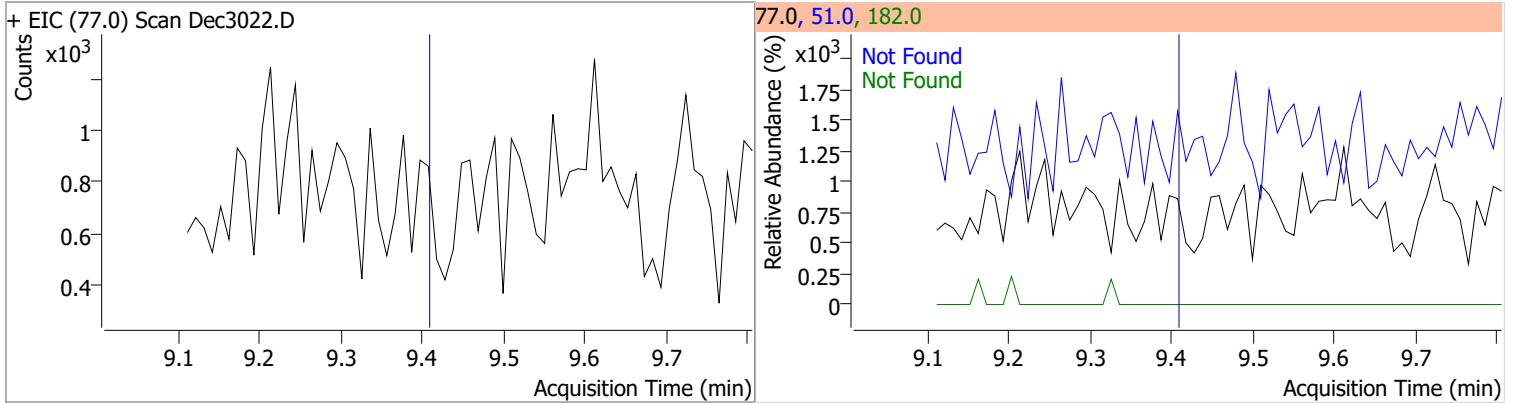
| Compound | Conc. | Exp RT | QIon | Exp Ratio |
|----------------------------|-------|--------|-------|-----------|
| 4,6-Dinitro-2-methylphenol | N.D. | 9.29 | 121.0 | 52.9 |



| Compound | Conc. | Exp RT | QIon | Exp Ratio | QIon | Exp Ratio |
|------------------------|-------|--------|-------|-----------|-------|-----------|
| N-nitrosodiphenylamine | N.D. | 9.38 | 168.0 | 66.6 | 167.0 | 35.0 |

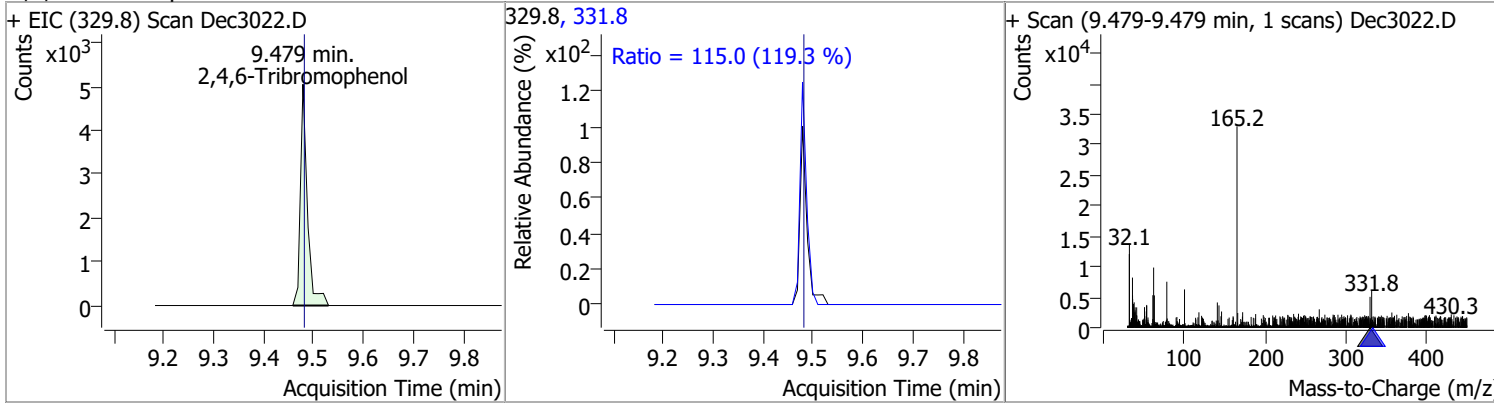


| Compound | Conc. | Exp RT | QIon | Exp Ratio | QIon | Exp Ratio |
|------------|-------|--------|------|-----------|-------|-----------|
| Azobenzene | N.D. | 9.41 | 51.0 | 49.7 | 182.0 | 23.1 |

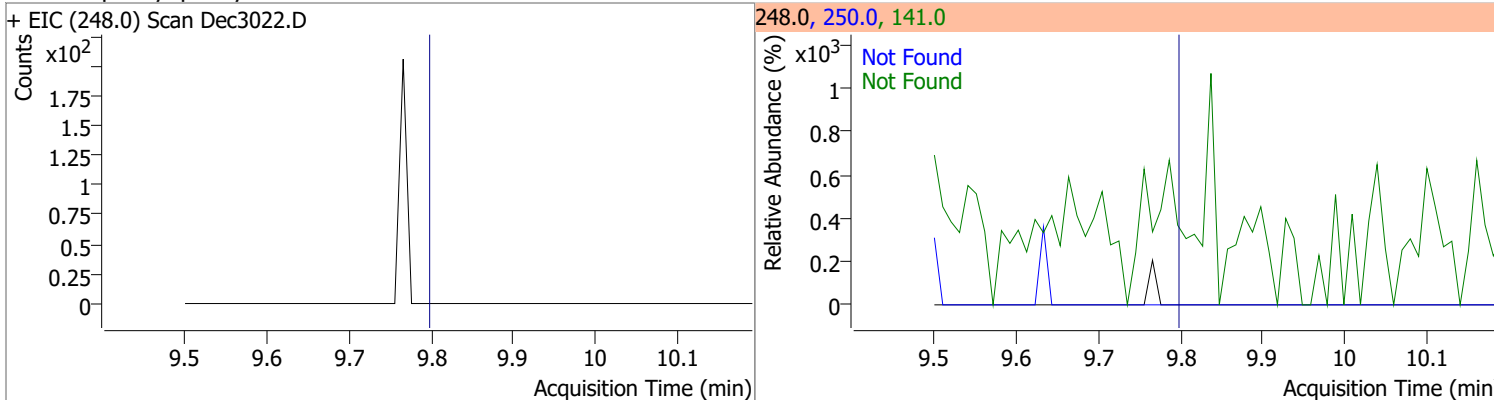


Quantitation Results Report (QT Reviewed)

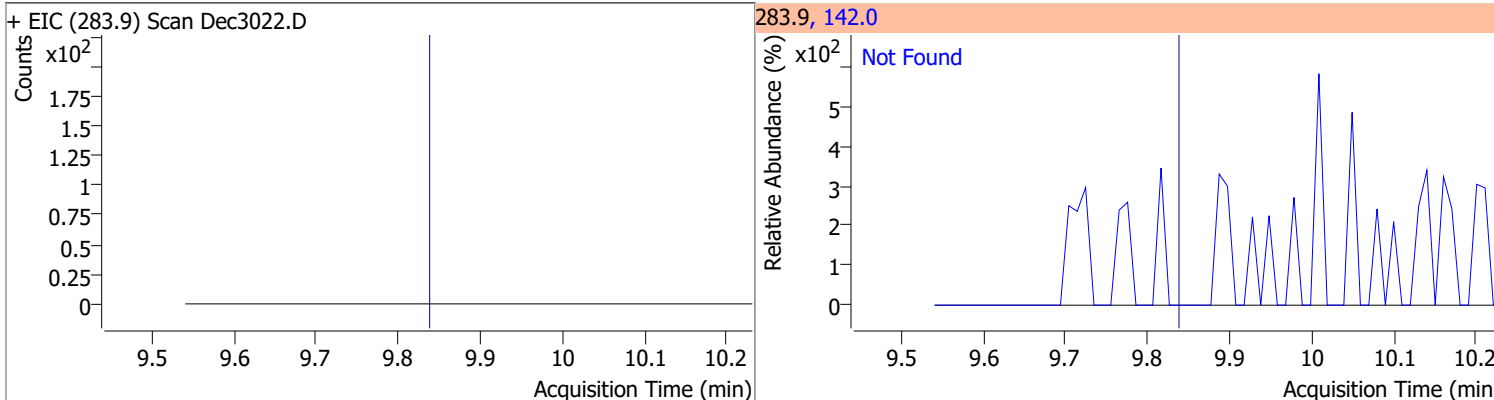
| Compound | Conc. | RT | Dev(Min) | Resp. | QIon | QRatio | Lower | Upper |
|----------------------|--------|------|----------|-------|-------|--------|-------|-------|
| 2,4,6-Tribromophenol | 7.4045 | 9.48 | 0.00 | 4959 | 331.8 | 115.0 | 67.5 | 125.3 |



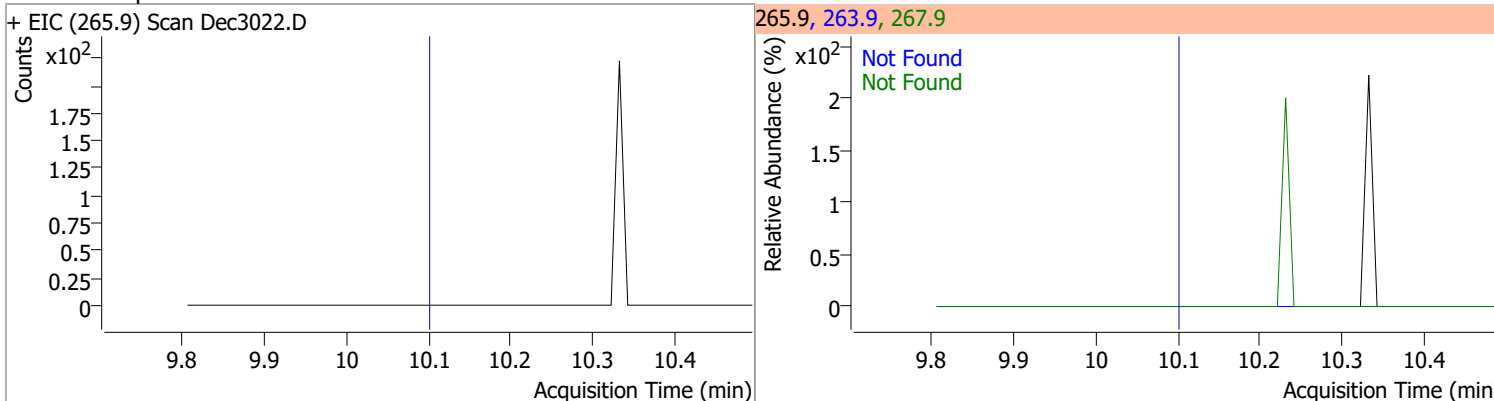
| Compound | Conc. | Exp RT | QIon | Exp Ratio | QIon | Exp Ratio |
|---------------------------|-------|--------|-------|-----------|-------|-----------|
| 4-Bromophenyl-phenylether | N.D. | 9.80 | 141.0 | 109.8 | 250.0 | 97.9 |



| Compound | Conc. | Exp RT | QIon | Exp Ratio |
|-------------------|-------|--------|-------|-----------|
| Hexachlorobenzene | N.D. | 9.84 | 142.0 | 64.6 |

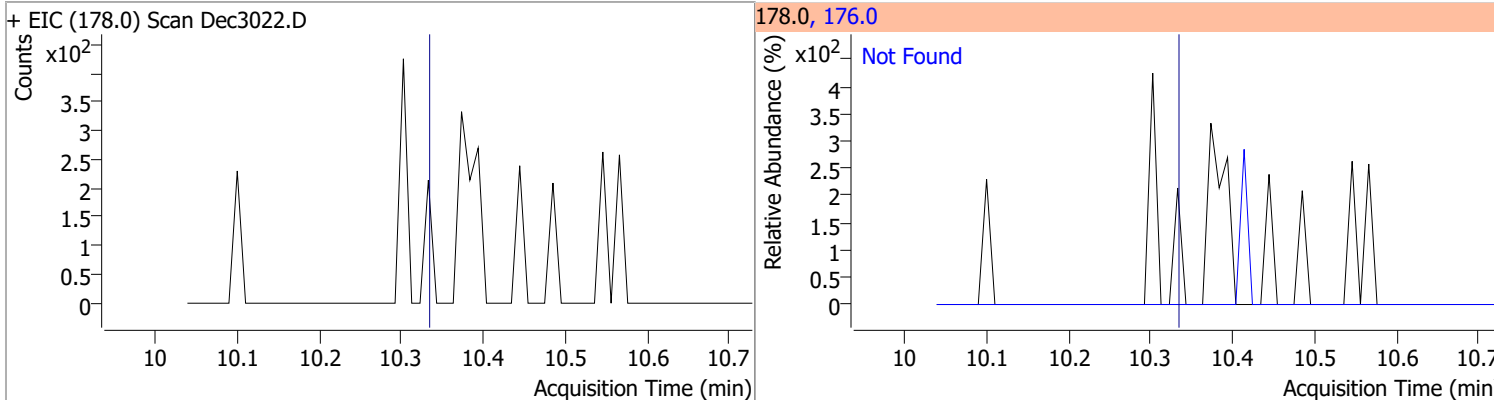


| Compound | Conc. | Exp RT | QIon | Exp Ratio | QIon | Exp Ratio |
|-------------------|-------|--------|-------|-----------|-------|-----------|
| Pentachlorophenol | N.D. | 10.10 | 263.9 | 62.0 | 267.9 | 61.9 |

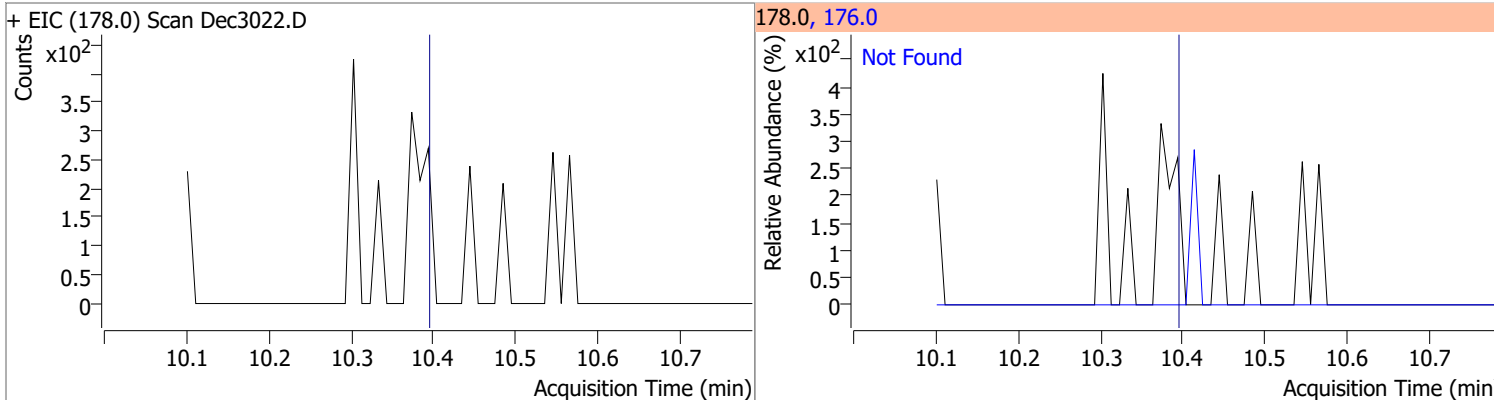


Quantitation Results Report (QT Reviewed)

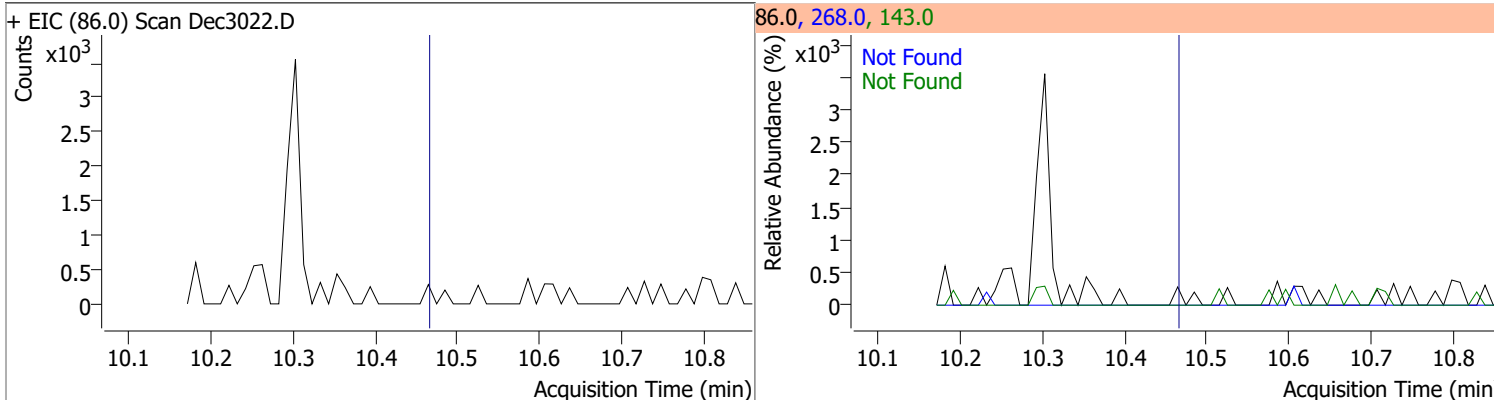
| Compound | Conc. | Exp RT | QIon | Exp Ratio |
|--------------|-------|--------|-------|-----------|
| Phenanthrene | N.D. | 10.33 | 176.0 | 19.7 |



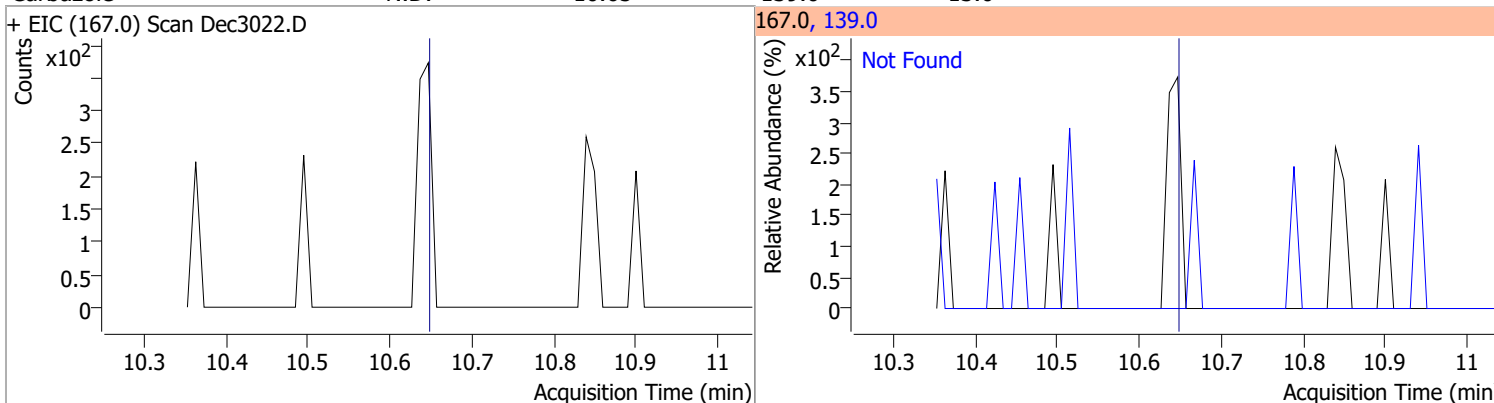
| Compound | Conc. | Exp RT | QIon | Exp Ratio |
|------------|-------|--------|-------|-----------|
| Anthracene | N.D. | 10.39 | 176.0 | 18.3 |



| Compound | Conc. | Exp RT | QIon | Exp Ratio | QIon | Exp Ratio |
|-----------|-------|--------|-------|-----------|-------|-----------|
| Triallate | N.D. | 10.46 | 143.0 | 22.0 | 268.0 | 18.2 |

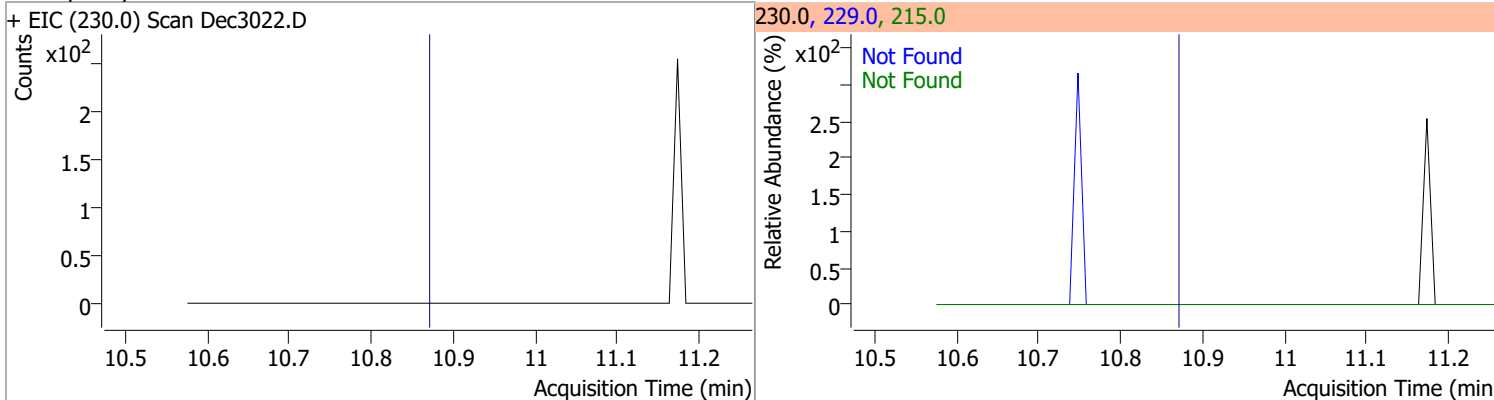


| Compound | Conc. | Exp RT | QIon | Exp Ratio |
|-----------|-------|--------|-------|-----------|
| Carbazole | N.D. | 10.65 | 139.0 | 13.0 |

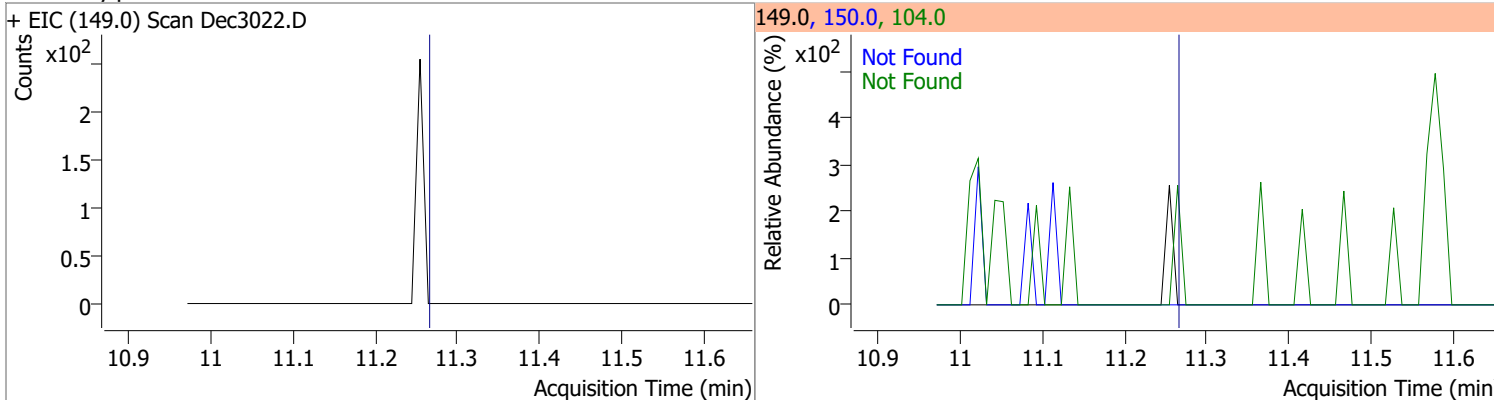


Quantitation Results Report (QT Reviewed)

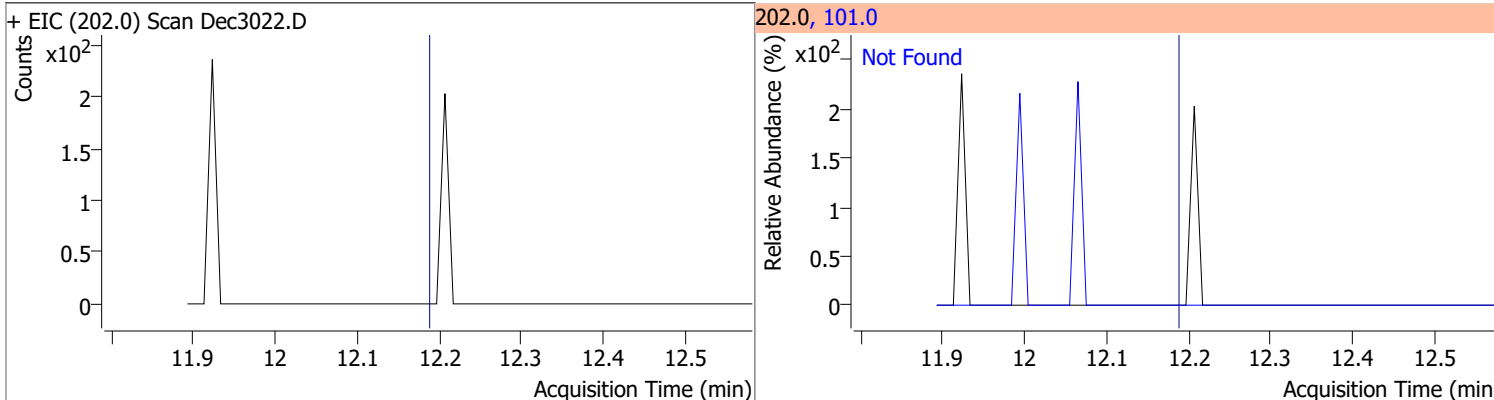
| Compound | Conc. | Exp RT | QIon | Exp Ratio | QIon | Exp Ratio |
|-------------|-------|--------|-------|-----------|-------|-----------|
| o-Terphenyl | N.D. | 10.87 | 229.0 | 67.7 | 215.0 | 38.2 |



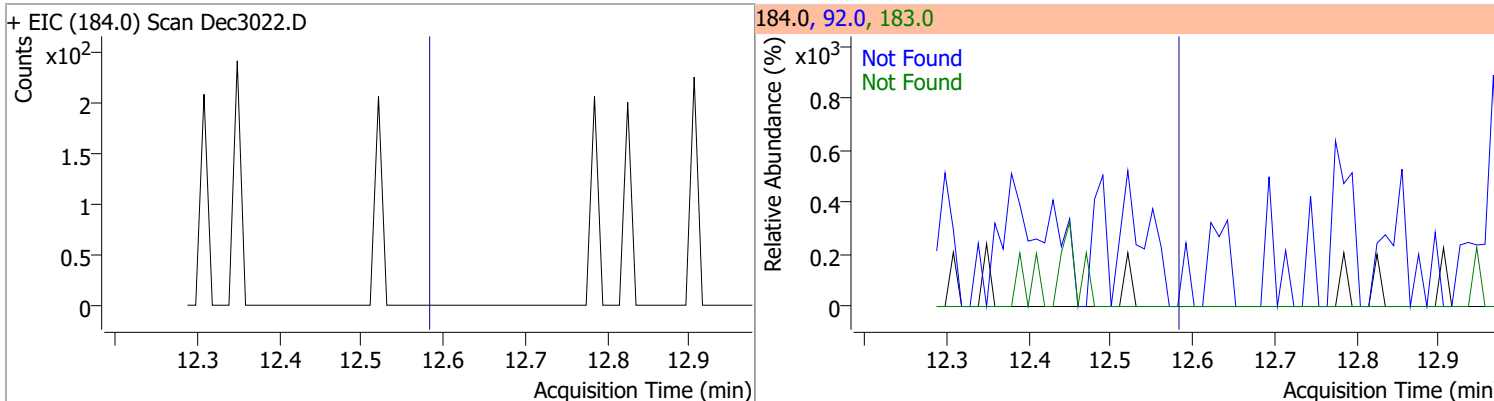
| Compound | Conc. | Exp RT | QIon | Exp Ratio | QIon | Exp Ratio |
|---------------------|-------|--------|-------|-----------|-------|-----------|
| Di-n-Butylphthalate | N.D. | 11.26 | 150.0 | 9.1 | 104.0 | 6.2 |



| Compound | Conc. | Exp RT | QIon | Exp Ratio |
|--------------|-------|--------|-------|-----------|
| Fluoranthene | N.D. | 12.19 | 101.0 | 15.0 |

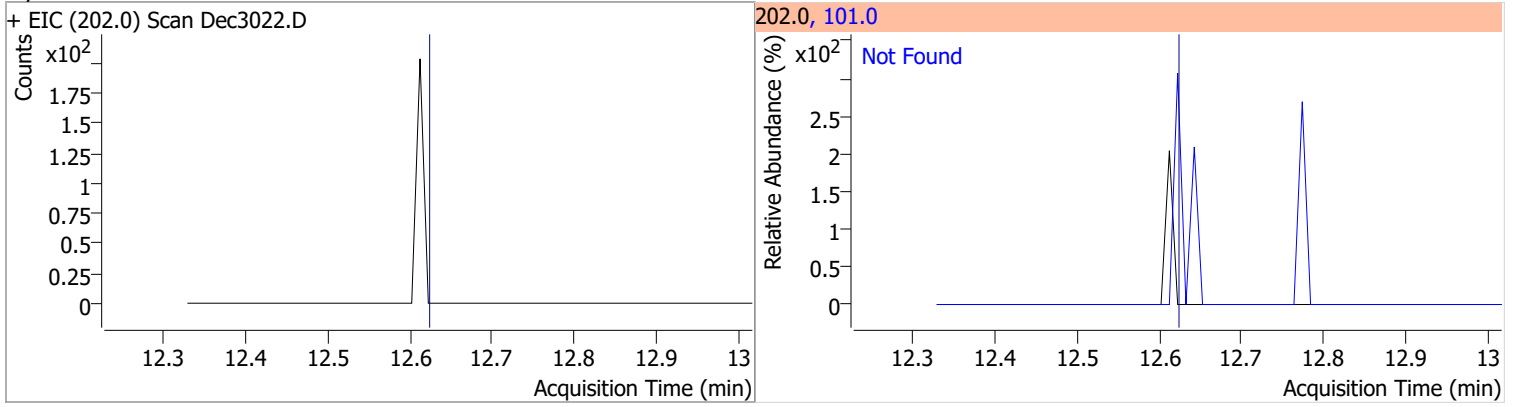


| Compound | Conc. | Exp RT | QIon | Exp Ratio | QIon | Exp Ratio |
|-----------|-------|--------|-------|-----------|------|-----------|
| Benzidine | N.D. | 12.58 | 183.0 | 11.5 | 92.0 | 9.0 |

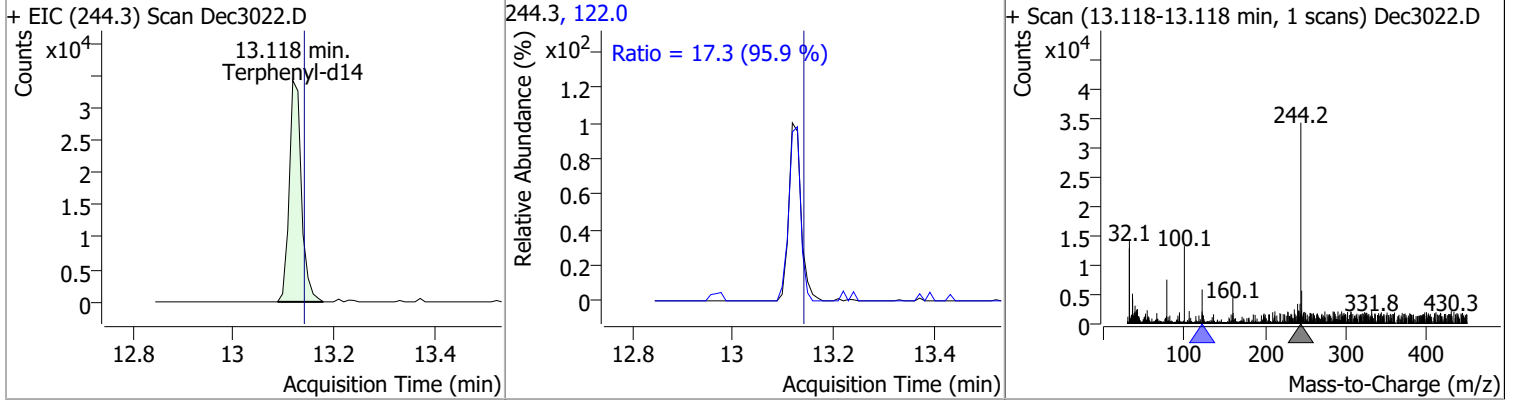


Quantitation Results Report (QT Reviewed)

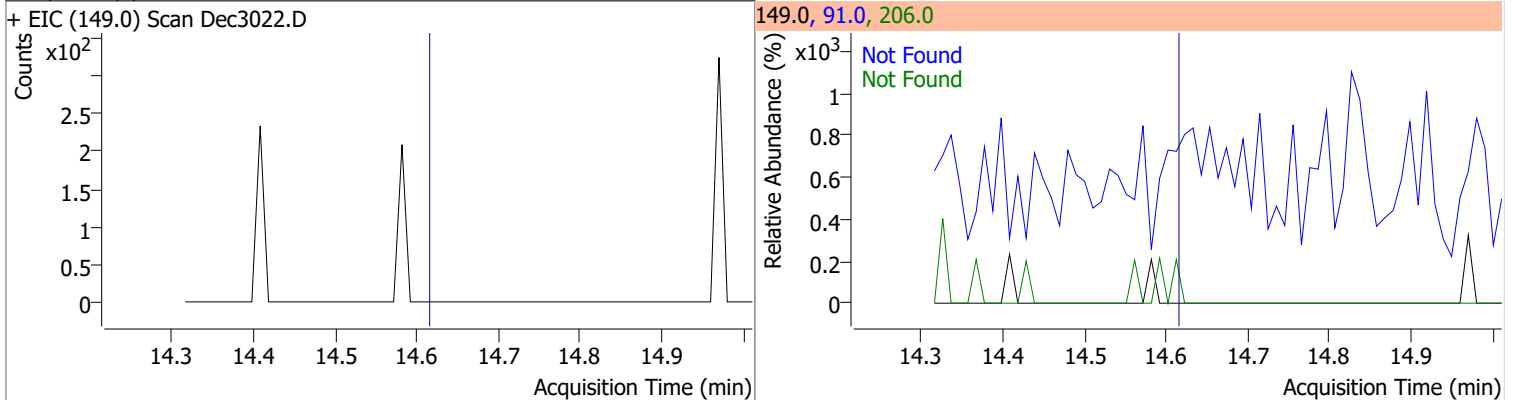
| Compound | Conc. | Exp RT | QIon | Exp Ratio |
|----------|-------|--------|-------|-----------|
| Pyrene | N.D. | 12.62 | 101.0 | 18.5 |



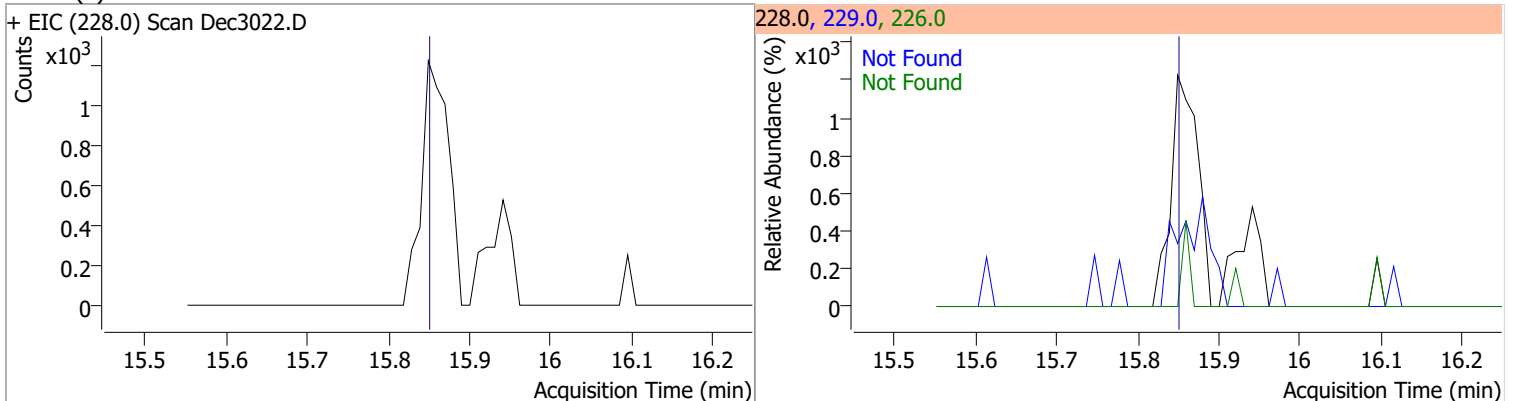
| Compound | Conc. | RT | Dev(Min) | Resp. | QIon | QRatio | Lower | Upper |
|---------------|--------|-------|----------|-------|-------|--------|-------|-------|
| Terphenyl-d14 | 4.0631 | 13.12 | -0.02 | 57699 | 122.0 | 17.3 | 12.7 | 23.5 |



| Compound | Conc. | Exp RT | QIon | Exp Ratio | QIon | Exp Ratio |
|----------------------|-------|--------|------|-----------|-------|-----------|
| Butylbenzylphthalate | N.D. | 14.63 | 91.0 | 94.6 | 206.0 | 14.9 |

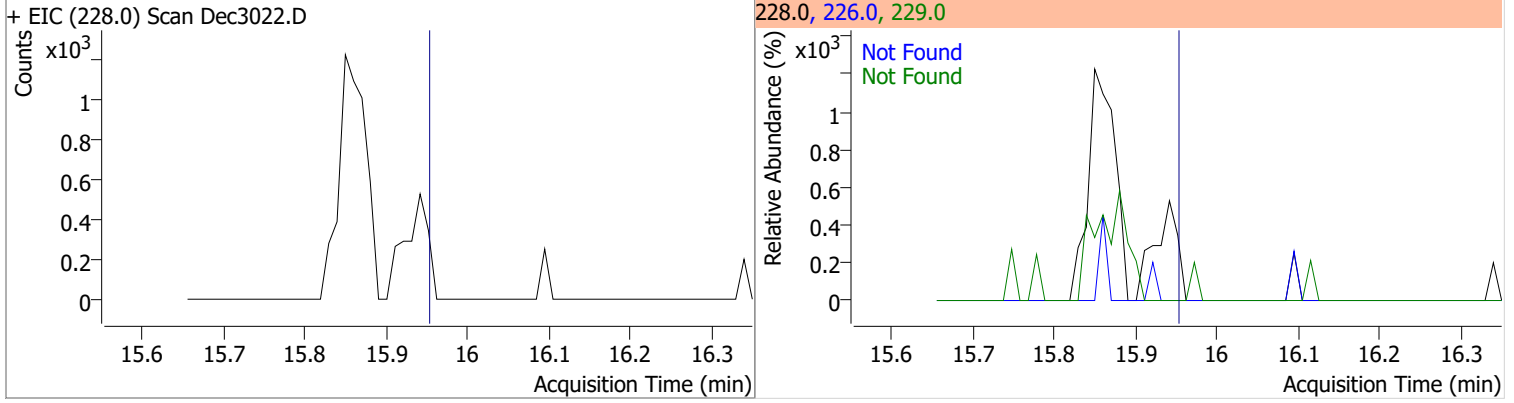


| Compound | Conc. | Exp RT | QIon | Exp Ratio | QIon | Exp Ratio |
|--------------------|-------|--------|-------|-----------|-------|-----------|
| Benzo(a)Anthracene | N.D. | 15.87 | 226.0 | 26.7 | 229.0 | 21.3 |

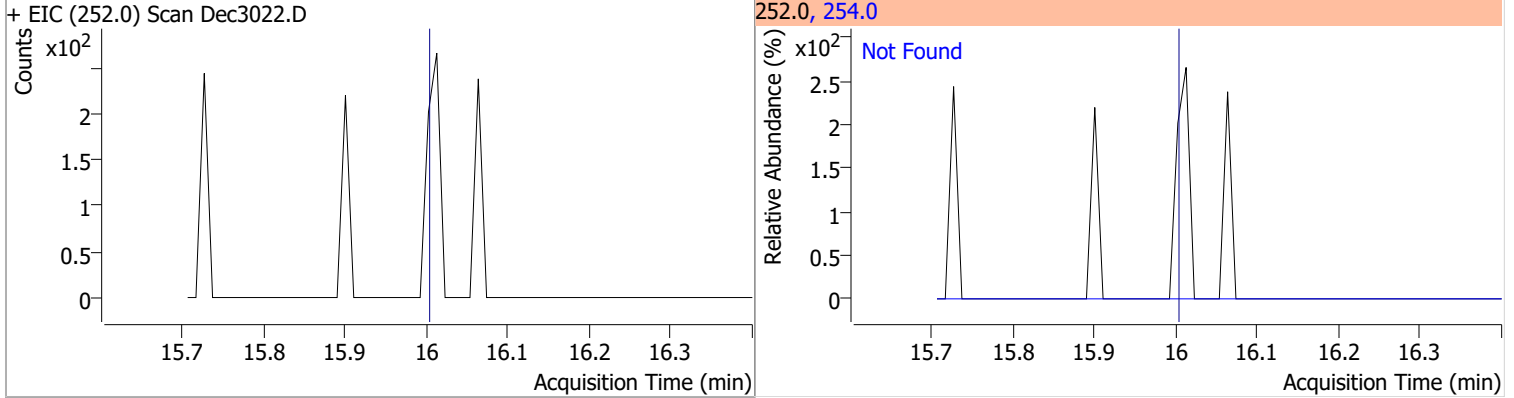


Quantitation Results Report (QT Reviewed)

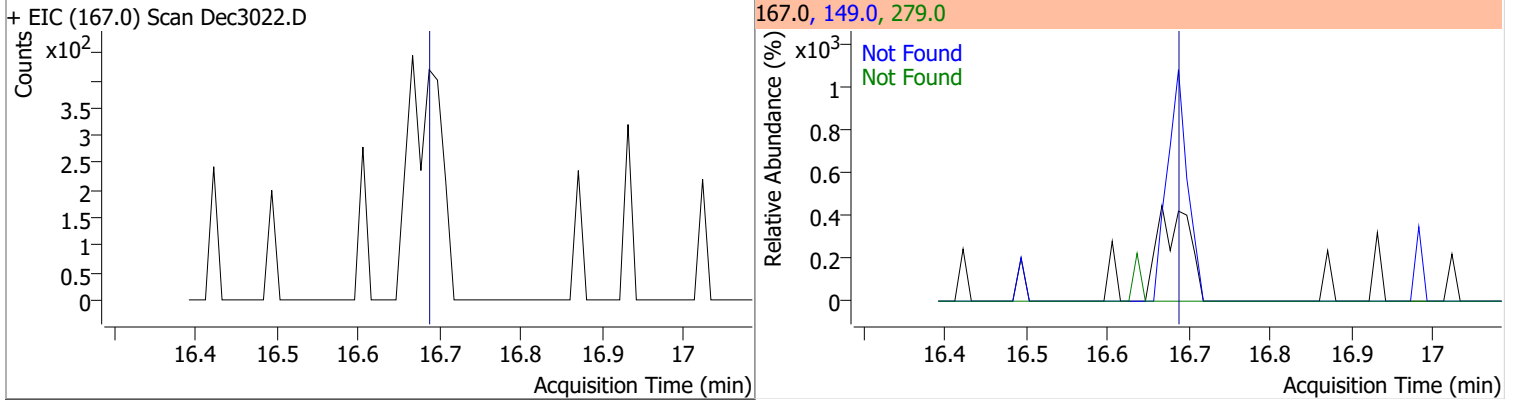
| Compound | Conc. | Exp RT | QIon | Exp Ratio | QIon | Exp Ratio |
|----------|-------|--------|-------|-----------|-------|-----------|
| Chrysene | N.D. | 15.97 | 226.0 | 30.6 | 229.0 | 20.9 |



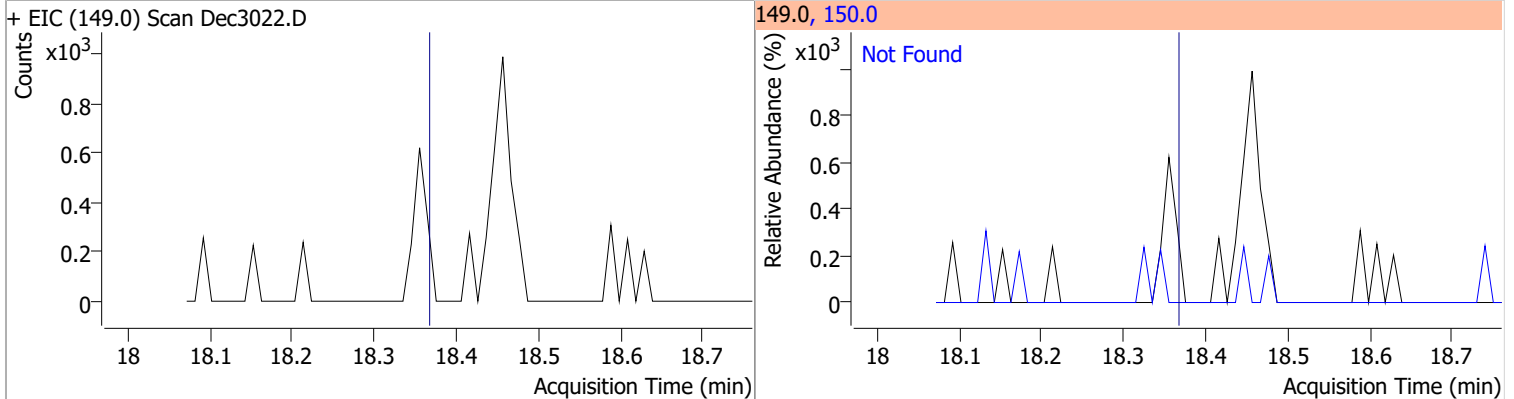
| Compound | Conc. | Exp RT | QIon | Exp Ratio |
|-----------------------|-------|--------|-------|-----------|
| 3,3-Dichlorobenzidine | N.D. | 16.02 | 254.0 | 62.0 |



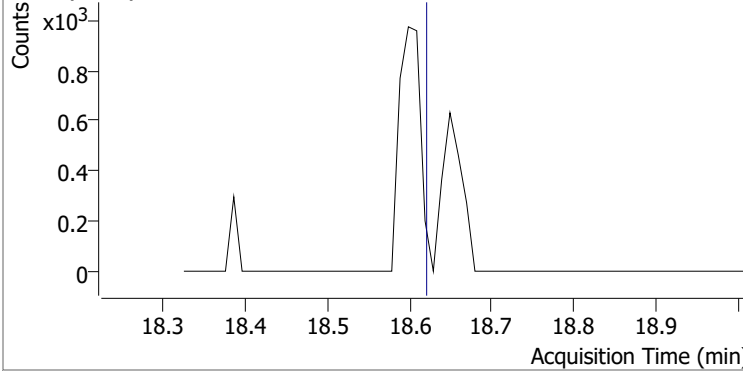
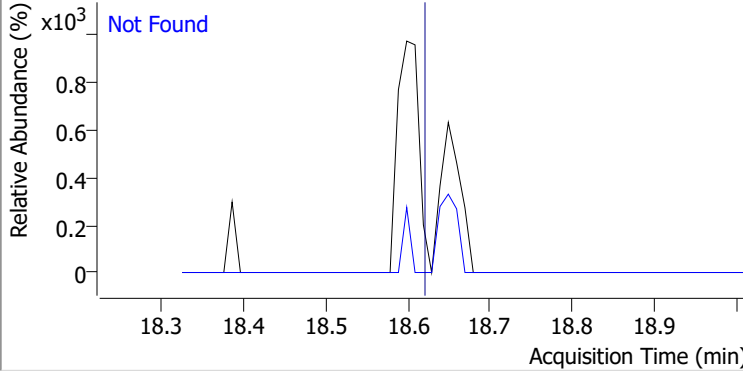
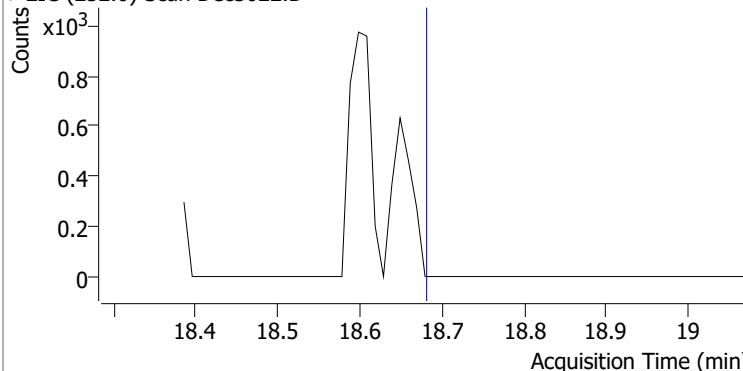
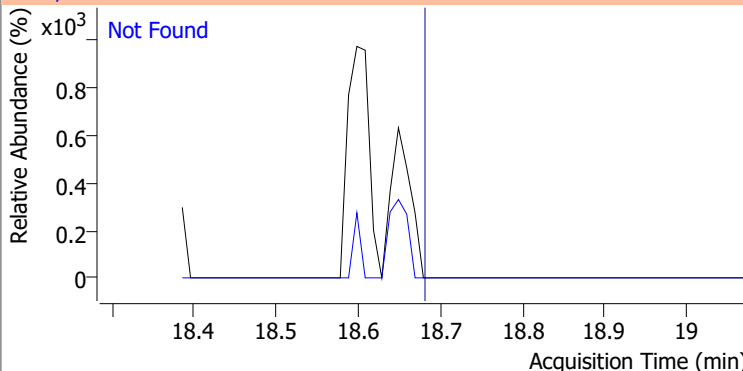
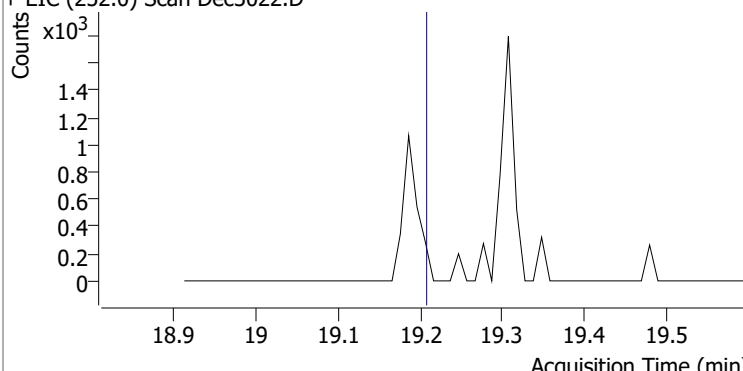
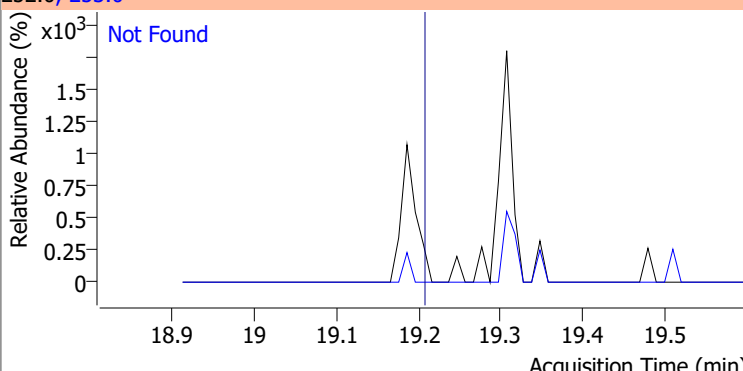
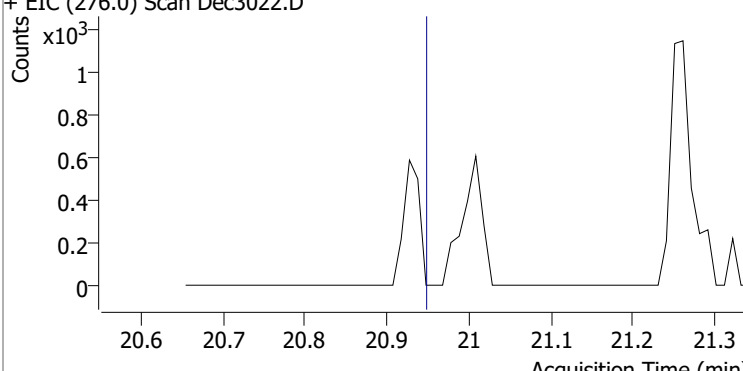
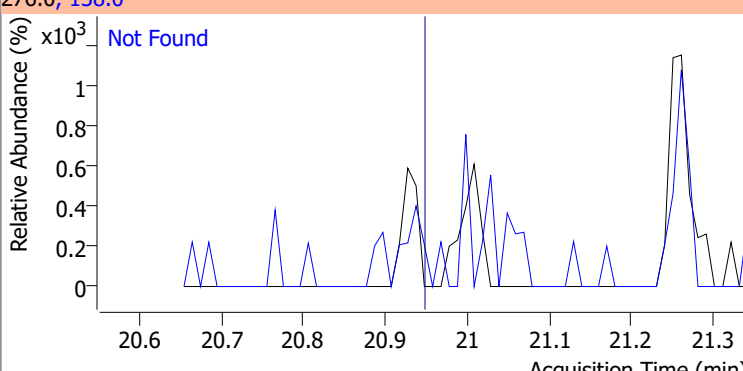
| Compound | Conc. | Exp RT | QIon | Exp Ratio | QIon | Exp Ratio |
|----------------------------|-------|--------|-------|-----------|-------|-----------|
| bis(2-ethylhexyl)Phthalate | N.D. | 16.71 | 149.0 | 421.6 | 279.0 | 11.2 |



| Compound | Conc. | Exp RT | QIon | Exp Ratio |
|----------------------|-------|--------|-------|-----------|
| Di-n-octyl Phthalate | N.D. | 18.38 | 150.0 | 9.7 |

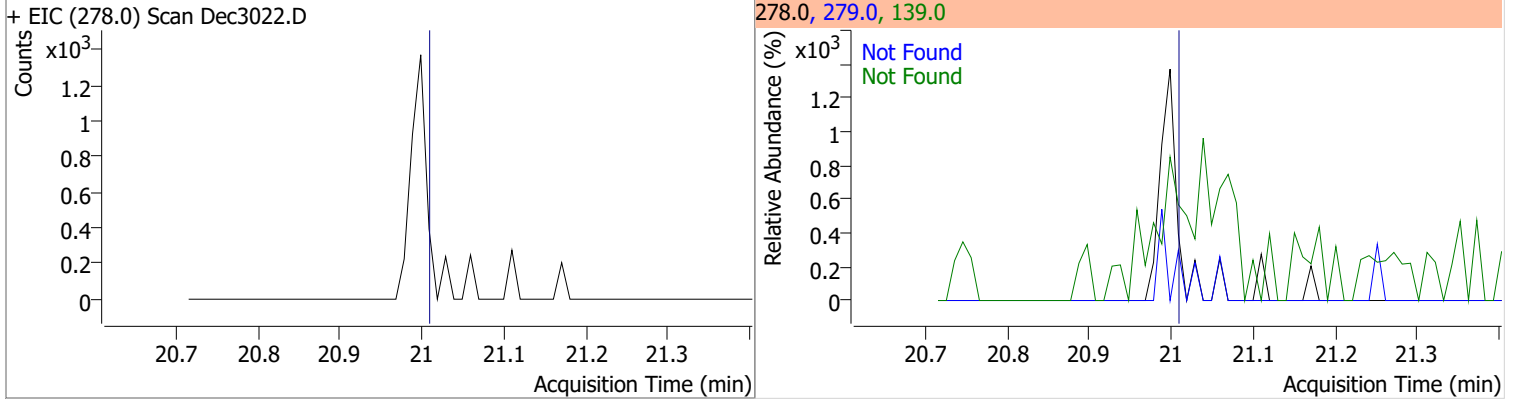


Quantitation Results Report (QT Reviewed)

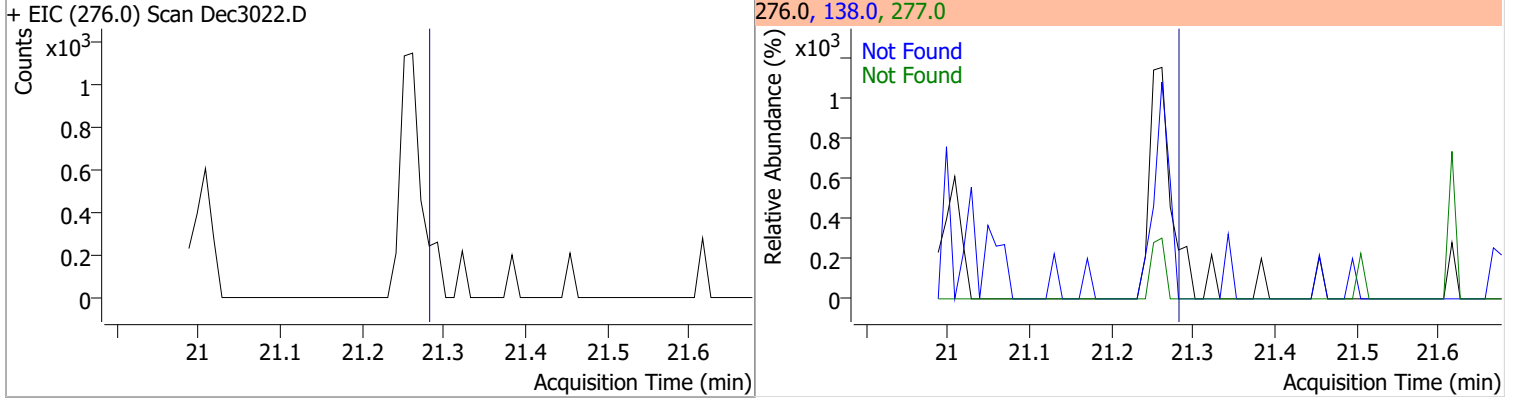
| Compound | Conc. | Exp RT | QIon | Exp Ratio |
|--|-------|--------|--|-----------|
| Benzo(b)fluoranthene | N.D. | 18.63 | 253.0 | 21.4 |
| + EIC (252.0) Scan Dec3022.D | | | 252.0, 253.0 | |
|  | | |  | |
| Benzo(k)fluoranthene | N.D. | 18.69 | 253.0 | 21.7 |
| + EIC (252.0) Scan Dec3022.D | | | 252.0, 253.0 | |
|  | | |  | |
| Benzo(a)pyrene | N.D. | 19.22 | 253.0 | 22.9 |
| + EIC (252.0) Scan Dec3022.D | | | 252.0, 253.0 | |
|  | | |  | |
| Indeno(1,2,3-c,d)pyrene | N.D. | 20.96 | 138.0 | 39.1 |
| + EIC (276.0) Scan Dec3022.D | | | 276.0, 138.0 | |
|  | | |  | |

Quantitation Results Report (QT Reviewed)

| Compound | Conc. | Exp RT | QIon | Exp Ratio | QIon | Exp Ratio |
|------------------------|-------|--------|-------|-----------|-------|-----------|
| Dibenzo(a,h)anthracene | N.D. | 21.02 | 139.0 | 30.6 | 279.0 | 24.6 |

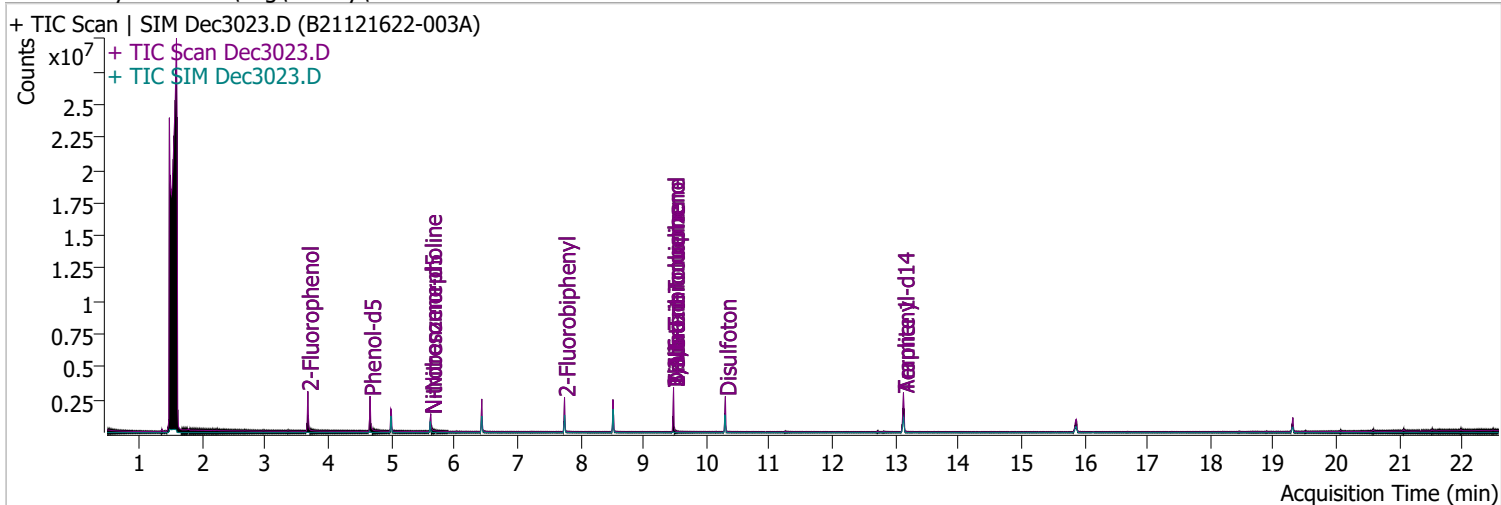


| Compound | Conc. | Exp RT | QIon | Exp Ratio | QIon | Exp Ratio |
|----------------------|-------|--------|-------|-----------|-------|-----------|
| Benzo(g,h,i)perylene | N.D. | 21.29 | 138.0 | 41.5 | 277.0 | 23.8 |



Quantitation Results Report (QT Reviewed)

| | | | |
|----------------|----------------------------|-------------------|------------------------|
| Data File | Dec3023.D | Operator | LIMS import |
| Acq. Method | BNA+SIM.M | Acq. Date-Time | 12/31/2021 12:06:55 AM |
| Sample Name | B21121622-003A | Instrument | Instrument #1 |
| Vial | 23 | Multiplier | 1.00 |
| DA Method File | 122821 bna 1 CAL.batch.bin | Comment | SVOC-8270-W |
| Tune File | dftppdsm.u | Tune Date | 11/24/2021 11:15:00 AM |
| Batch Name | 123021 bna 1.batch.bin | Last Calib Update | 1/3/2022 10:10:10 AM |
| Ref Library | D:\Org\Library\NIST129K.I | | |



| Compound | RT | QIon | Resp. | Conc. | Units | Dev(Min) |
|----------|----|------|-------|-------|-------|----------|
|----------|----|------|-------|-------|-------|----------|

Internal Standards

System Monitoring Compounds

| | | | | | | |
|------------------------|----------------------|-------|---------|--------------------|------|--------|
| S 2-Fluorophenol | 3.674 | 112.0 | 814195 | 98.7102 | µg/L | -0.031 |
| Spiked Amount: 200.000 | Range: 10.0 - 75.0% | | | Recovery = 49.36% | | |
| S Phenol-d5 | 4.664 | 99.0 | 831809 | 69.6202 | µg/L | -0.021 |
| Spiked Amount: 200.000 | Range: 10.0 - 65.0% | | | Recovery = 34.81% | | |
| S Nitrobenzene-d5 | 5.624 | 82.0 | 308215 | 52.3170 | µg/L | 0.000 |
| Spiked Amount: 100.000 | Range: 32.0 - 94.0% | | | Recovery = 52.32% | | |
| S 2-Fluorobiphenyl | 7.748 | 172.0 | 779928 | 40.5524 | µg/L | 0.000 |
| Spiked Amount: 100.000 | Range: 28.0 - 107.0% | | | Recovery = 40.55% | | |
| S 2,4,6-Tribromophenol | 9.479 | 329.8 | 194338 | 200.9971 | µg/L | 0.000 |
| Spiked Amount: 200.000 | Range: 25.0 - 140.0% | | | Recovery = 100.50% | | |
| S Terphenyl-d14 | 13.128 | 244.3 | 1414844 | 93.5655 | µg/L | -0.010 |
| Spiked Amount: 100.000 | Range: 32.0 - 122.0% | | | Recovery = 93.57% | | |

Target Compounds

| Compound | RT | QIon | Resp. | Conc. | Units | Dev(Min) | QValue |
|-------------------------------|-------|------|-------|-------|-------|----------|--------|
| T N-Nitrosodimethylamine | 0.000 | | 0 | N.D. | | | |
| T Pyridine | 0.000 | | 0 | N.D. | | | |
| T Aniline | 0.000 | | 0 | N.D. | | | |
| T Phenol | 0.000 | | 0 | N.D. | | | |
| T bis(-2-Chloroethyl)Ether | 0.000 | | 0 | N.D. | | | |
| T 2-Chlorophenol | 0.000 | | 0 | N.D. | | | |
| T 1,3-Dichlorobenzene | 0.000 | | 0 | N.D. | | | |
| T 1,4-Dichlorobenzene | 0.000 | | 0 | N.D. | | | |
| T 1,2-Dichlorobenzene | 0.000 | | 0 | N.D. | | | |
| T Benzyl Alcohol | 0.000 | | 0 | N.D. | | | |
| T bis(2-chloroisopropyl)Ether | 0.000 | | 0 | N.D. | | | |
| T 2-Methylphenol | 0.000 | | 0 | N.D. | | | |
| T N-nitroso-Di-n-propylamine | 5.624 | 70.0 | 0 | | µg/L | md | 1 |
| T 4Methylphenol/3Methylphenol | 0.000 | | 0 | N.D. | | | |
| T Hexachloroethane | 0.000 | | 0 | N.D. | | | |

Quantitation Results Report (QT Reviewed)

| Compound | RT | QIon | Resp. | Conc. | Units | Dev(Min) |
|-------------------------------|-------|-------|-------|-------|-------|----------|
| T Nitrobenzene | 0.000 | | 0 | N.D. | | |
| T Isophorone | 0.000 | | 0 | N.D. | | |
| T 2-Nitrophenol | 0.000 | | 0 | N.D. | | |
| T 2,4-Dimethylphenol | 0.000 | | 0 | N.D. | | |
| T bis(-2-Chloroethoxy)Methane | 0.000 | | 0 | N.D. | | |
| T Benzoic Acid | 0.000 | | 0 | N.D. | | |
| T 2,4-Dichlorophenol | 0.000 | | 0 | N.D. | | |
| T 1,2,4-Trichlorobenzene | 0.000 | | 0 | N.D. | | |
| T Naphthalene | 0.000 | | 0 | N.D. | | |
| T 4-Chlorophenol | 0.000 | | 0 | N.D. | | |
| T p-Chloroaniline | 0.000 | | 0 | N.D. | | |
| T Hexachlorobutadiene | 0.000 | | 0 | N.D. | | |
| T 4-Chloro-2-Methylphenol | 0.000 | | 0 | N.D. | | |
| T 4-Chloro-3-Methylphenol | 0.000 | | 0 | N.D. | | |
| T 2-Methylnaphthalene | 0.000 | | 0 | N.D. | | |
| T 1-Methylnaphthalene | 0.000 | | 0 | N.D. | | |
| T Hexachlorocyclopentadiene | 0.000 | | 0 | N.D. | | |
| T 2,4,6-Trichlorophenol | 0.000 | | 0 | N.D. | | |
| T 2,4,5-Trichlorophenol | 0.000 | | 0 | N.D. | | |
| T 2-Chloronaphthalene | 0.000 | | 0 | N.D. | | |
| T 2-Nitroaniline | 0.000 | | 0 | N.D. | | |
| T Dimethyl Phthalate | 8.517 | 163.0 | 0 | | µg/L | md |
| T 2,6-Dinitrotoluene | 8.517 | 165.0 | 0 | | µg/L | md |
| T Acenaphthylene | 0.000 | | 0 | N.D. | | |
| T 3-Nitroaniline | 0.000 | | 0 | N.D. | | |
| T Acenaphthene | 0.000 | | 0 | N.D. | | |
| T 2,4-Dinitrophenol | 0.000 | | 0 | N.D. | | |
| T Dibenzofuran | 0.000 | | 0 | N.D. | | |
| T 4-Nitrophenol | 0.000 | | 0 | N.D. | | |
| T 2,4-Dinitrotoluene | 0.000 | | 0 | N.D. | | |
| T Diethylphthalate | 0.000 | | 0 | N.D. | | |
| T Fluorene | 0.000 | | 0 | N.D. | | |
| T 4-Chlorophenyl-phenylether | 0.000 | | 0 | N.D. | | |
| T 4-Nitroaniline | 0.000 | | 0 | N.D. | | |
| T 4,6-Dinitro-2-methylphenol | 9.479 | 198.0 | 0 | | µg/L | md |
| T N-nitrosodiphenylamine | 0.000 | | 0 | N.D. | | |
| T Azobenzene | 0.000 | | 0 | N.D. | | |
| T 4-Bromophenyl-phenylether | 0.000 | | 0 | N.D. | | |
| T Hexachlorobenzene | 0.000 | | 0 | N.D. | | |
| T Pentachlorophenol | 0.000 | | 0 | N.D. | | |
| T Phenanthrene | 0.000 | | 0 | N.D. | | |
| T Anthracene | 0.000 | | 0 | N.D. | | |
| T Triallate | 0.000 | | 0 | N.D. | | |
| T Carbazole | 0.000 | | 0 | N.D. | | |
| T o-Terphenyl | 0.000 | | 0 | N.D. | | |
| T Di-n-Butylphthalate | 0.000 | | 0 | N.D. | | |
| T Fluoranthene | 0.000 | | 0 | N.D. | | |
| T Benzidine | 0.000 | | 0 | N.D. | | |
| T Pyrene | 0.000 | | 0 | N.D. | | |
| T Butylbenzylphthalate | 0.000 | | 0 | N.D. | | |
| T Benzo(a)Anthracene | 0.000 | | 0 | N.D. | | |
| T Chrysene | 0.000 | | 0 | N.D. | | |
| T 3,3-Dichlorobenzidine | 0.000 | | 0 | N.D. | | |
| T bis(2-ethylhexyl)Phthalate | 0.000 | | 0 | N.D. | | |
| T Di-n-octyl Phthalate | 0.000 | | 0 | N.D. | | |

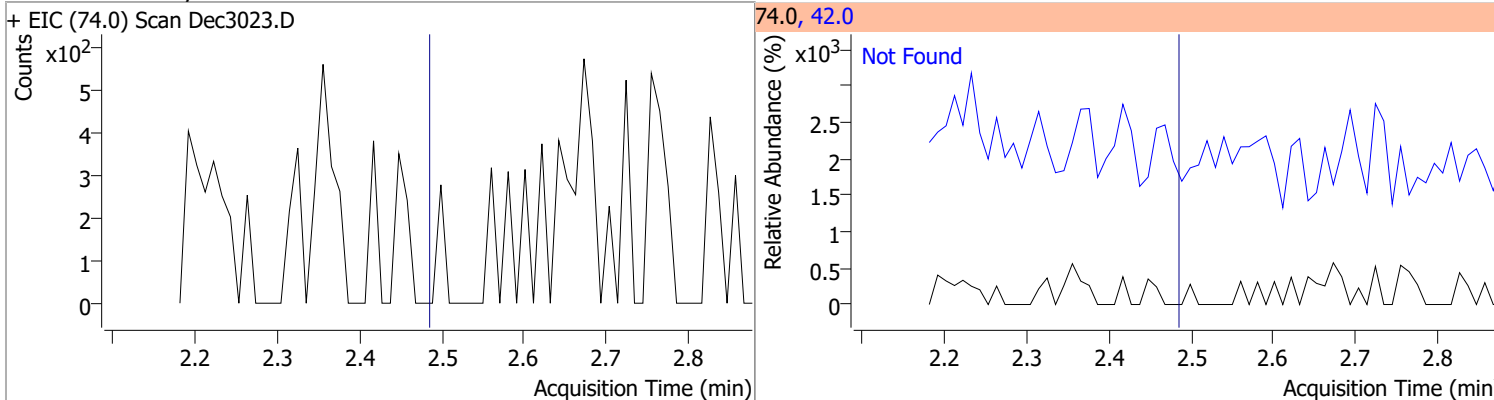
Quantitation Results Report (QT Reviewed)

| Compound | RT | QIon | Resp. | Conc. | Units | Dev(Min) |
|---------------------------|-------|------|-------|-------|-------|----------|
| T Benzo(b)fluoranthene | 0.000 | | 0 | N.D. | | |
| T Benzo(k)fluoranthene | 0.000 | | 0 | N.D. | | |
| T Benzo(a)pyrene | 0.000 | | 0 | N.D. | | |
| T Indeno(1,2,3-c,d)pyrene | 0.000 | | 0 | N.D. | | |
| T Dibenzo(a,h)anthracene | 0.000 | | 0 | N.D. | | |
| T Benzo(g,h,i)perylene | 0.000 | | 0 | N.D. | | |

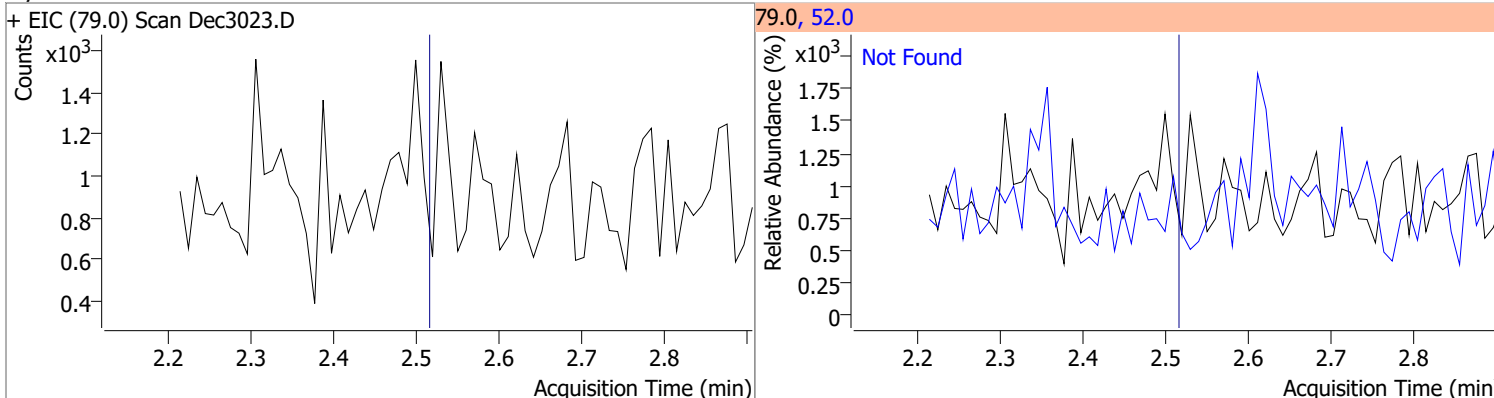
(#) = Qualifier Out of Range; (m) = Manual Integration; (+) = Area Summed; (*) = Surrogate Percent Recovery Out of Range; (d): Zeroed Peak

Quantitation Results Report (QT Reviewed)

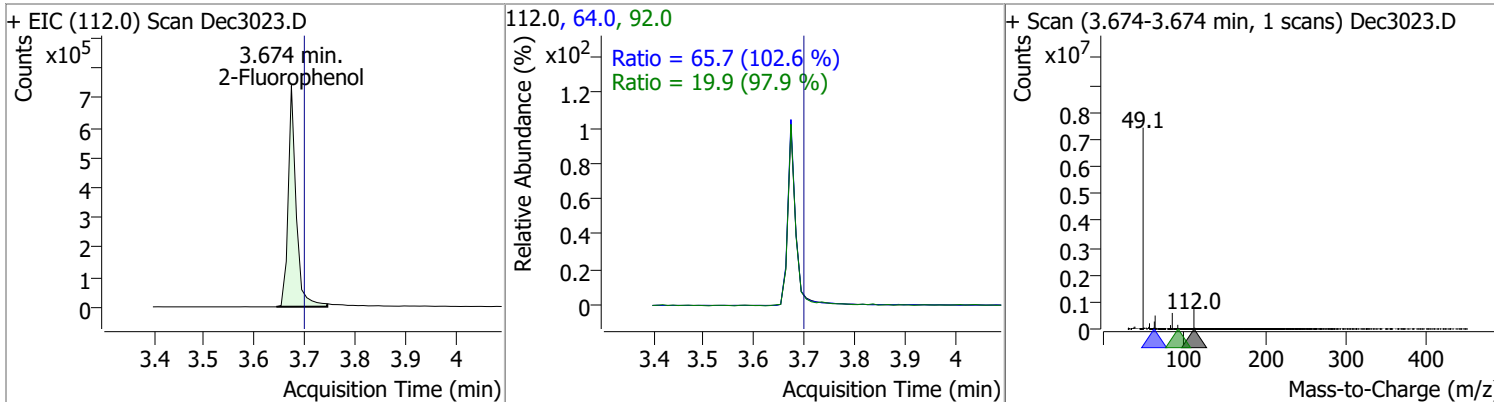
| Compound | Conc. | Exp RT | QIon | Exp Ratio |
|------------------------|-------|--------|------|-----------|
| N-Nitrosodimethylamine | N.D. | 2.49 | 42.0 | 184.8 |



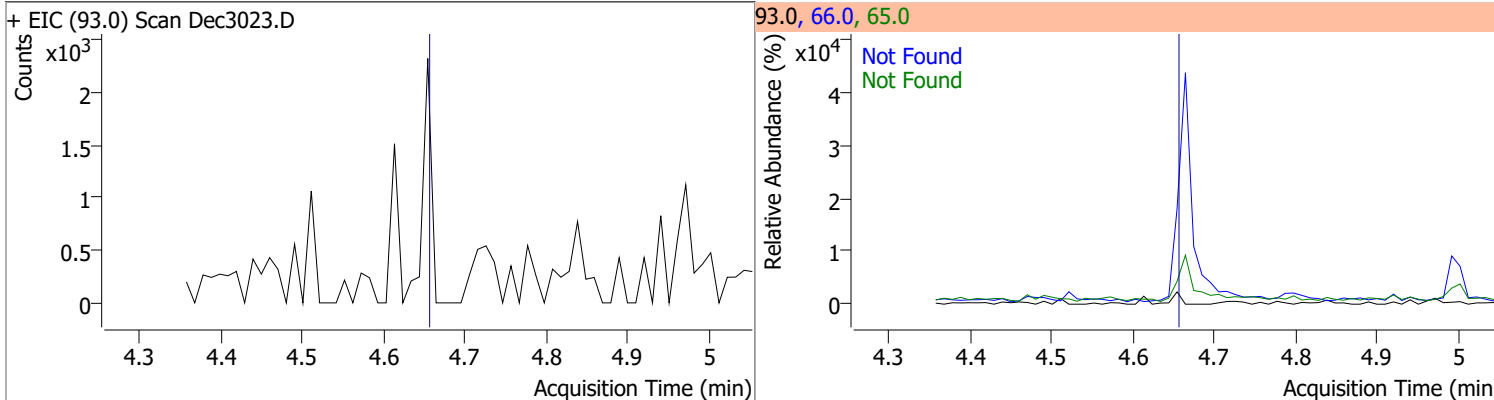
| Compound | Conc. | Exp RT | QIon | Exp Ratio |
|----------|-------|--------|------|-----------|
| Pyridine | N.D. | 2.52 | 52.0 | 135.8 |



| Compound | Conc. | RT | Dev(Min) | Resp. | QIon | QRatio | Lower | Upper |
|----------------|---------|------|----------|--------|------|--------|-------|-------|
| 2-Fluorophenol | 98.7102 | 3.67 | -0.03 | 814195 | 64.0 | 65.7 | 44.8 | 83.2 |
| | | | | | 92.0 | 19.9 | 14.2 | 26.4 |

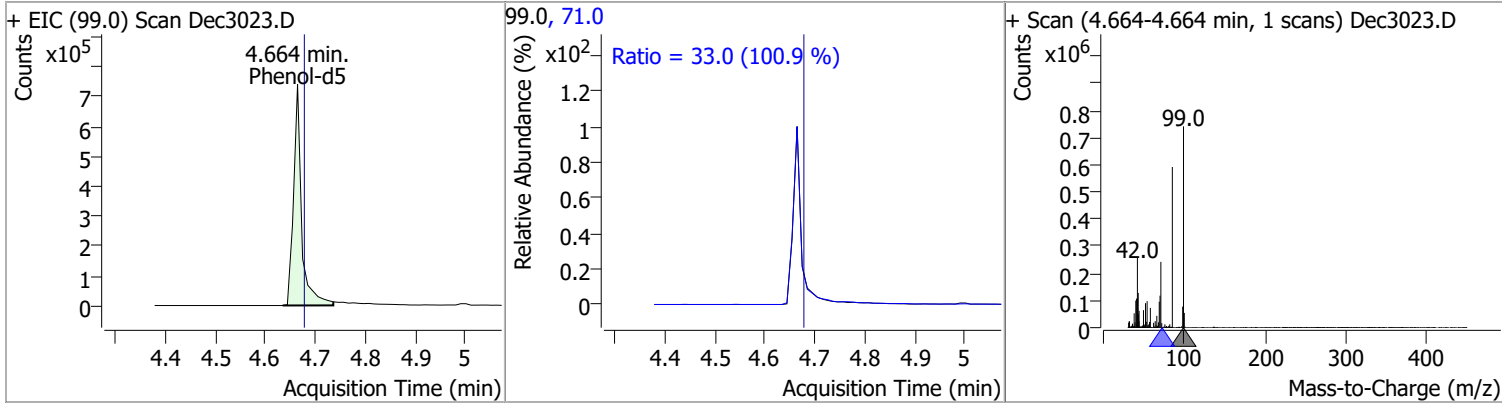


| Compound | Conc. | Exp RT | QIon | Exp Ratio | QIon | Exp Ratio |
|----------|-------|--------|------|-----------|------|-----------|
| Aniline | N.D. | 4.66 | 66.0 | 41.6 | 65.0 | 23.1 |

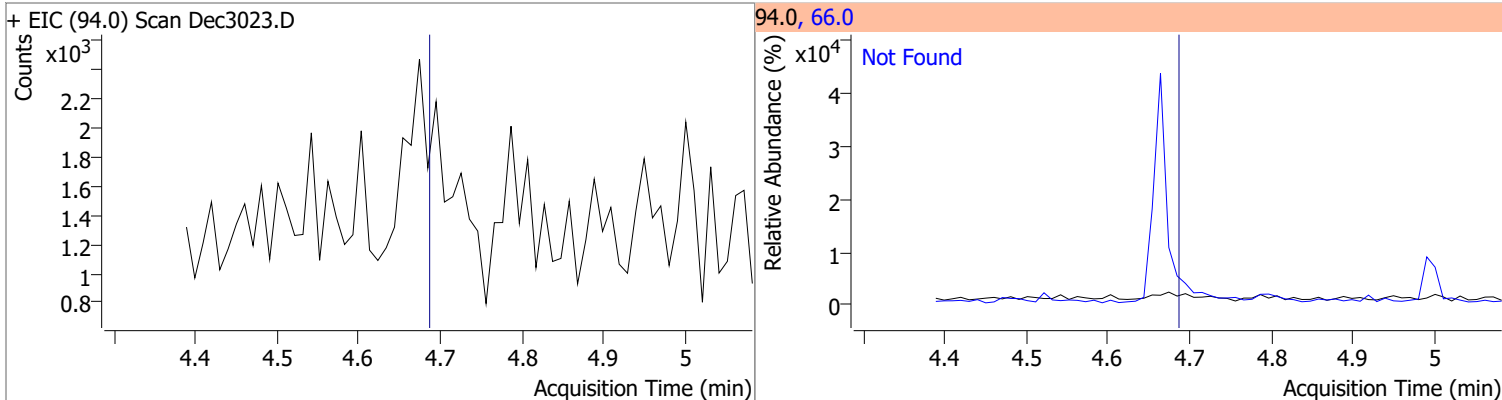


Quantitation Results Report (QT Reviewed)

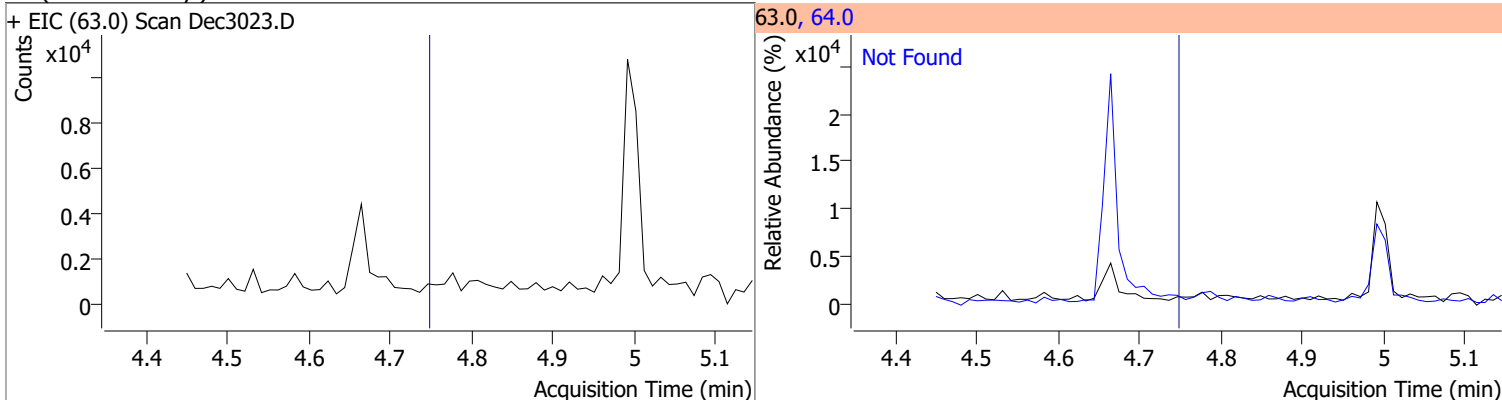
| Compound | Conc. | RT | Dev(Min) | Resp. | QIon | QRatio | Lower | Upper |
|-----------|---------|------|----------|--------|------|--------|-------|-------|
| Phenol-d5 | 69.6202 | 4.66 | -0.02 | 831809 | 71.0 | 33.0 | 22.9 | 42.5 |



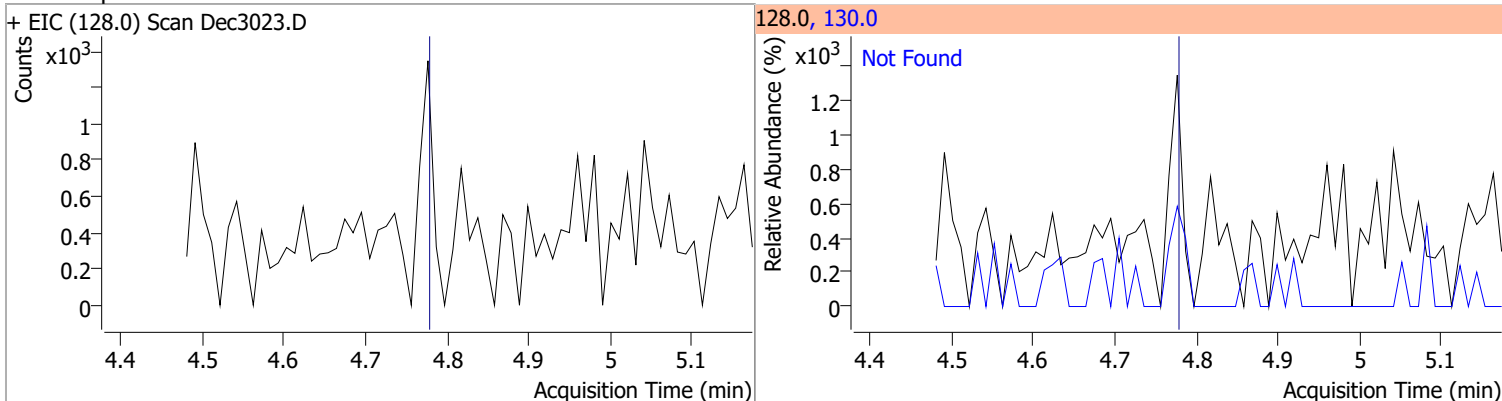
| Compound | Conc. | Exp RT | QIon | Exp Ratio |
|----------|-------|--------|------|-----------|
| Phenol | N.D. | 4.69 | 66.0 | 40.8 |



| Compound | Conc. | Exp RT | QIon | Exp Ratio |
|--------------------------|-------|--------|------|-----------|
| bis(-2-Chloroethyl)Ether | N.D. | 4.76 | 64.0 | 2.8 |



| Compound | Conc. | Exp RT | QIon | Exp Ratio |
|----------------|-------|--------|-------|-----------|
| 2-Chlorophenol | N.D. | 4.79 | 130.0 | 32.3 |

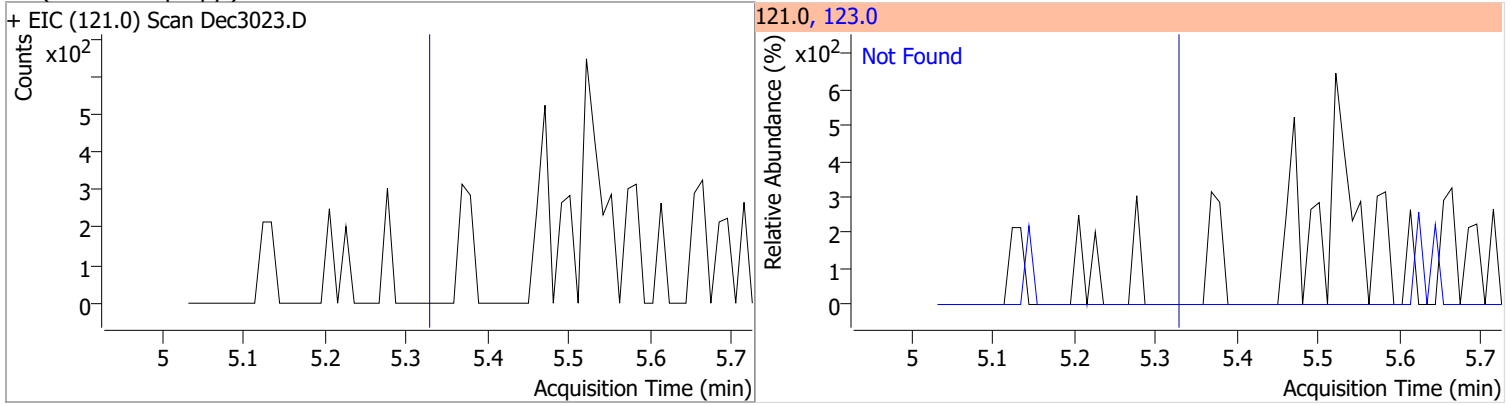


Quantitation Results Report (QT Reviewed)

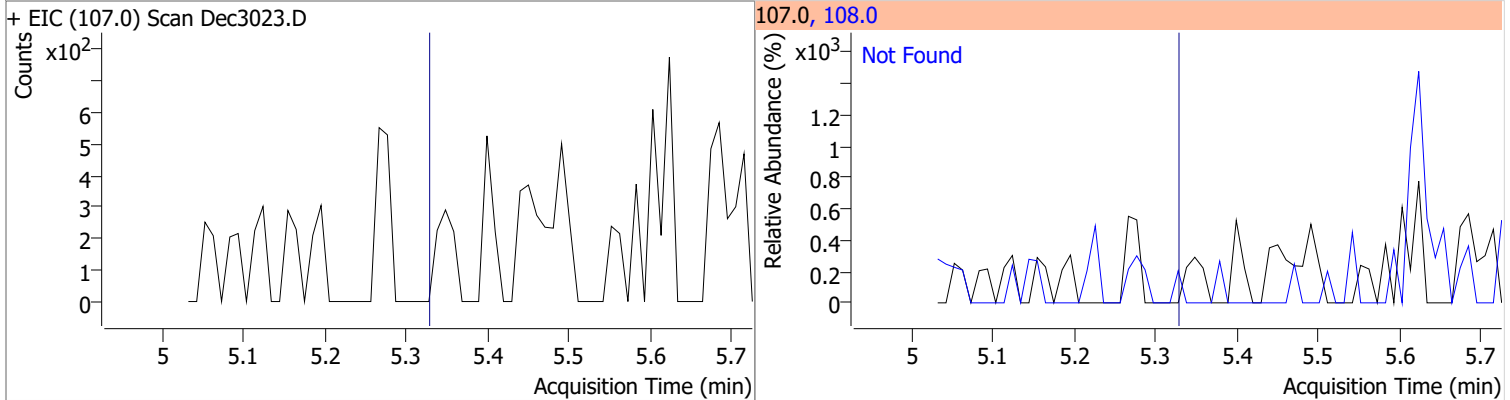
| Compound | Conc. | Exp RT | QIon | Exp Ratio | QIon | Exp Ratio |
|------------------------------|-------|--------|---------------------|-----------|-------|-----------|
| 1,3-Dichlorobenzene | N.D. | 4.94 | 148.0 | 63.2 | 111.0 | 39.4 |
| + EIC (146.0) Scan Dec3023.D | | | 146.0, 148.0, 111.0 | | | |
| | | | | | | |
| 1,4-Dichlorobenzene | N.D. | 5.02 | 148.0 | 62.2 | 111.0 | 37.4 |
| + EIC (146.0) Scan Dec3023.D | | | 146.0, 148.0, 111.0 | | | |
| | | | | | | |
| 1,2-Dichlorobenzene | N.D. | 5.19 | 148.0 | 62.2 | 111.0 | 40.3 |
| + EIC (146.0) Scan Dec3023.D | | | 146.0, 148.0, 111.0 | | | |
| | | | | | | |
| Benzyl Alcohol | N.D. | 5.20 | 79.0 | 117.9 | 107.0 | 69.2 |
| + EIC (108.0) Scan Dec3023.D | | | 108.0, 79.0, 107.0 | | | |
| | | | | | | |

Quantitation Results Report (QT Reviewed)

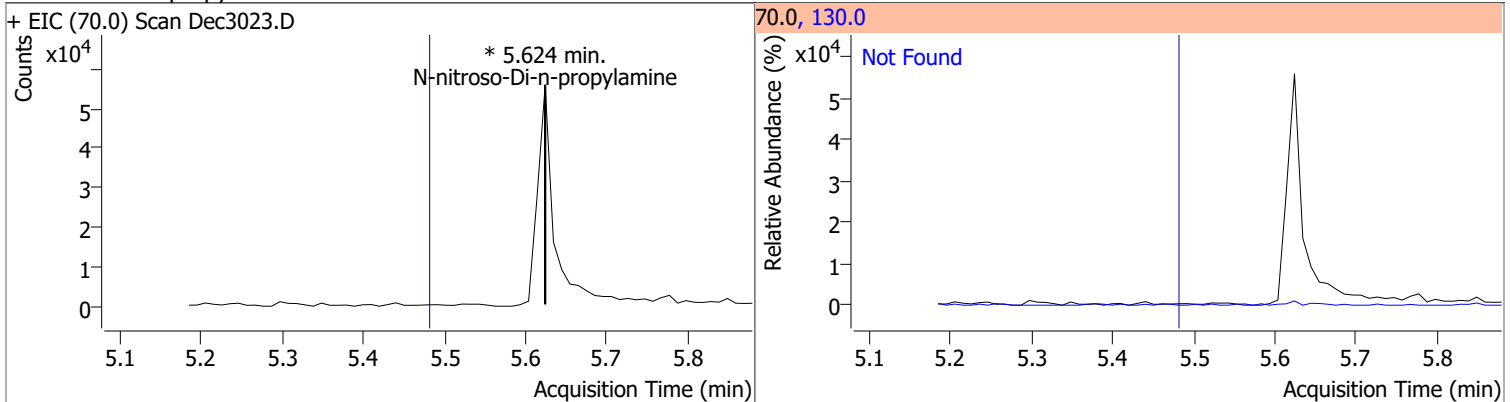
| Compound | Conc. | Exp RT | QIon | Exp Ratio |
|-----------------------------|-------|--------|-------|-----------|
| bis(2-chloroisopropyl)Ether | N.D. | 5.34 | 123.0 | 32.7 |



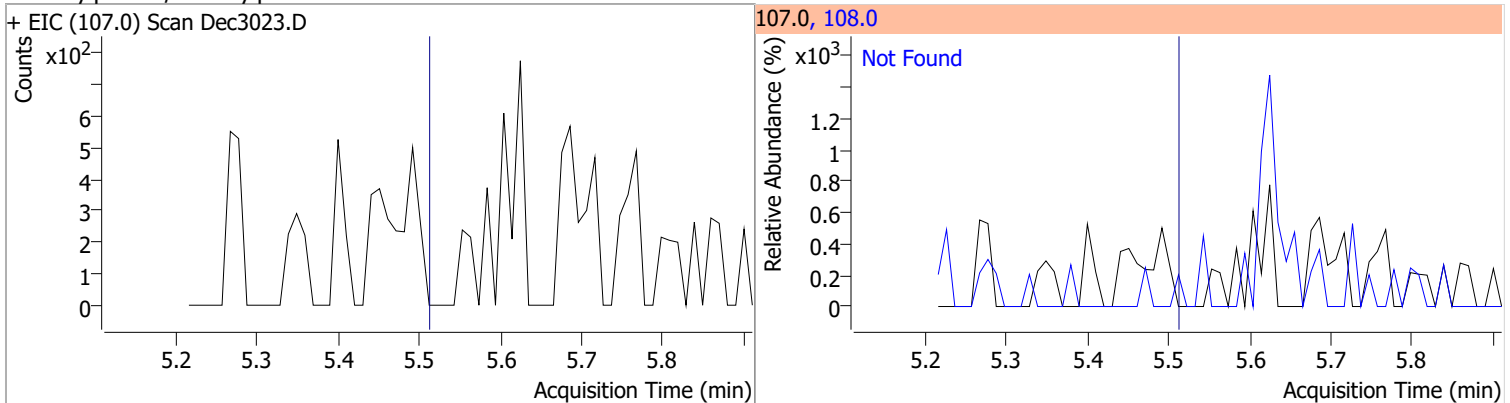
| Compound | Conc. | Exp RT | QIon | Exp Ratio |
|----------------|-------|--------|-------|-----------|
| 2-Methylphenol | N.D. | 5.34 | 108.0 | 117.6 |



| Compound | Conc. | RT | Dev(Min) | Resp. | QIon | QRatio | Lower | Upper |
|----------------------------|-------|----|----------|-------|-------|--------|-------|-------|
| N-nitroso-Di-n-propylamine | | 0 | | 0 | 130.0 | | 0.0 | 35.2 |

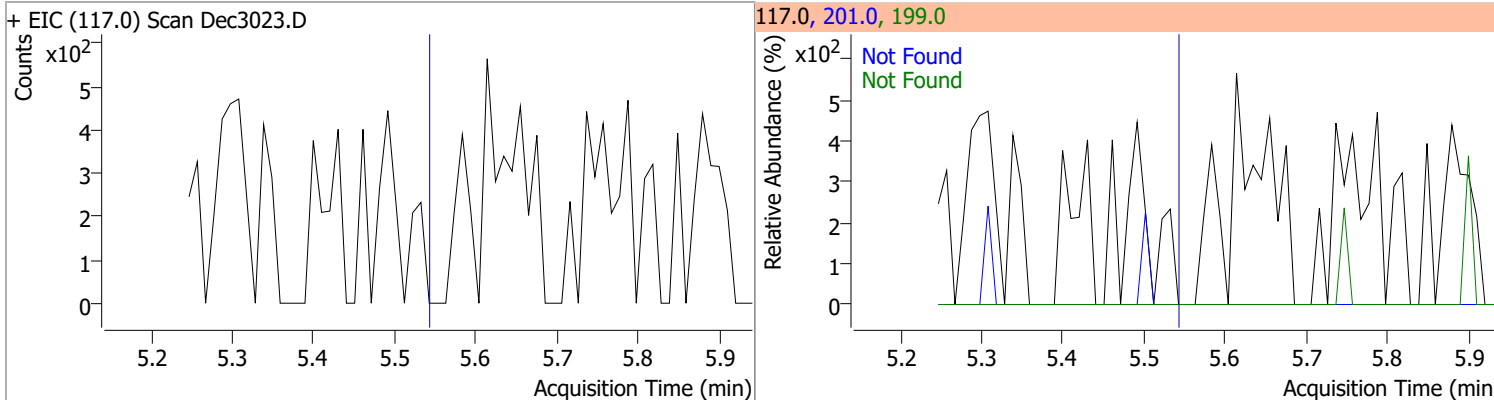


| Compound | Conc. | Exp RT | QIon | Exp Ratio |
|-----------------------------|-------|--------|-------|-----------|
| 4Methylphenol/3Methylphenol | N.D. | 5.52 | 108.0 | 81.4 |

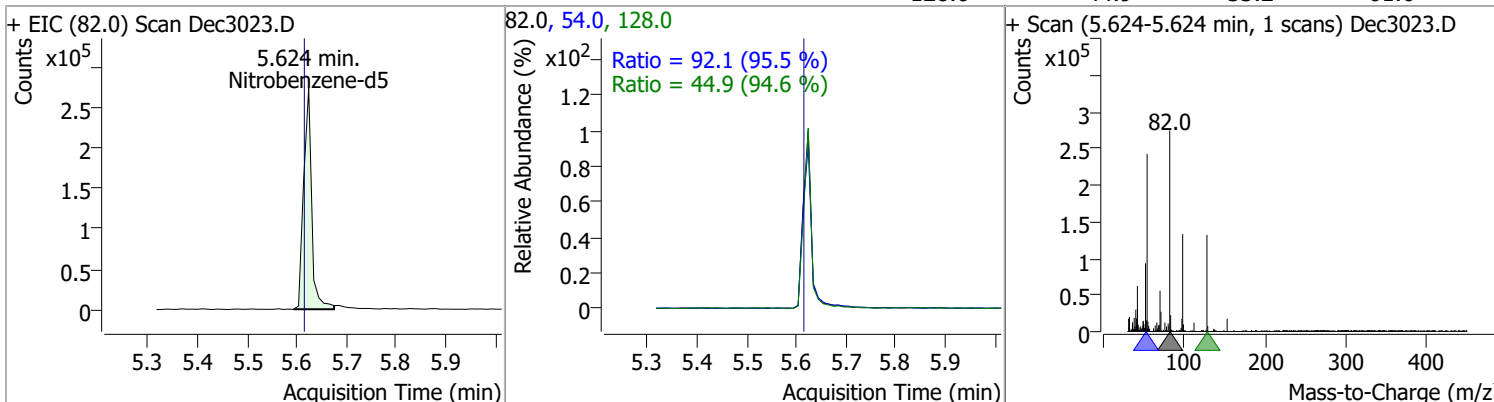


Quantitation Results Report (QT Reviewed)

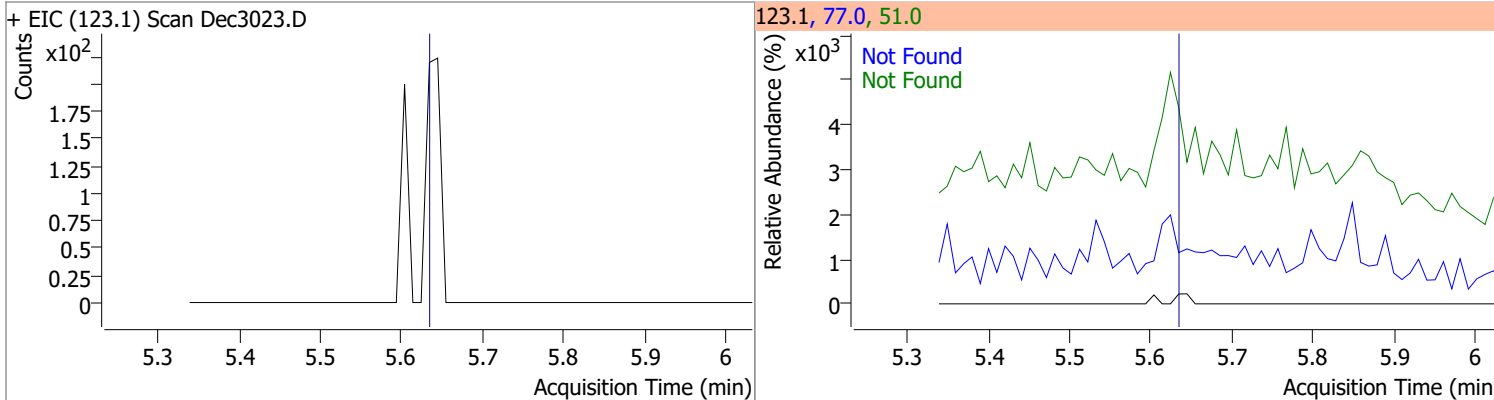
| Compound | Conc. | Exp RT | QIon | Exp Ratio | QIon | Exp Ratio |
|------------------|-------|--------|-------|-----------|-------|-----------|
| Hexachloroethane | N.D. | 5.55 | 201.0 | 77.2 | 199.0 | 50.6 |



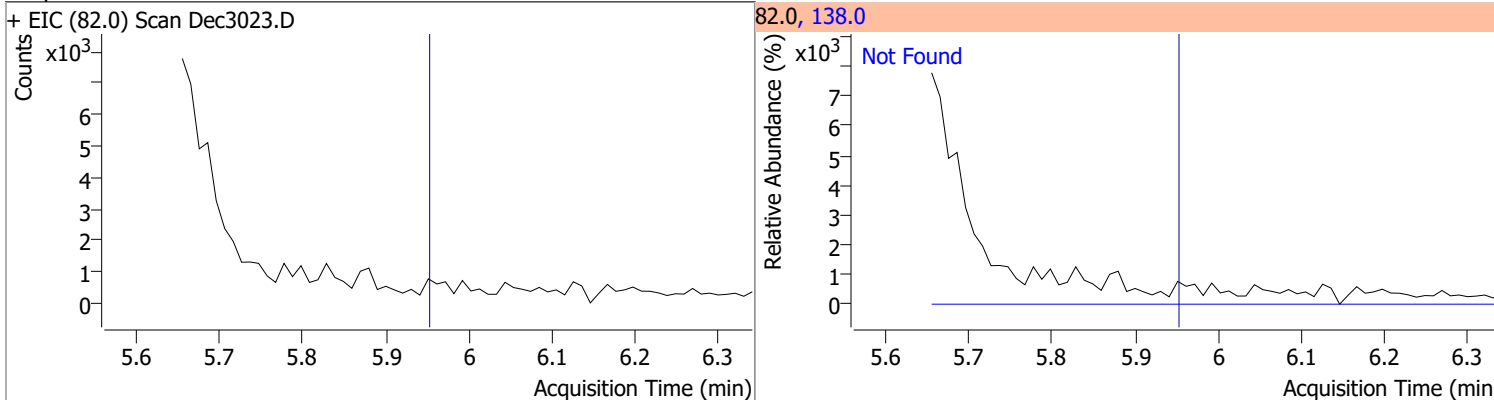
| Compound | Conc. | RT | Dev(Min) | Resp. | QIon | QRatio | Lower | Upper |
|-----------------|---------|------|----------|--------|-------|--------|-------|-------|
| Nitrobenzene-d5 | 52.3170 | 5.62 | 0.00 | 308215 | 54.0 | 92.1 | 67.5 | 125.4 |
| | | | | | 128.0 | 44.9 | 33.2 | 61.6 |



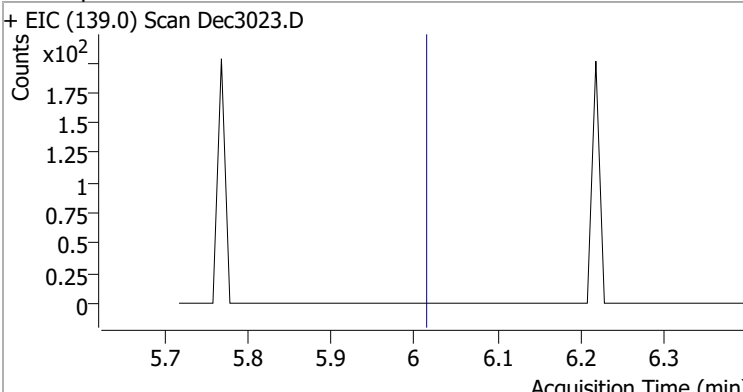
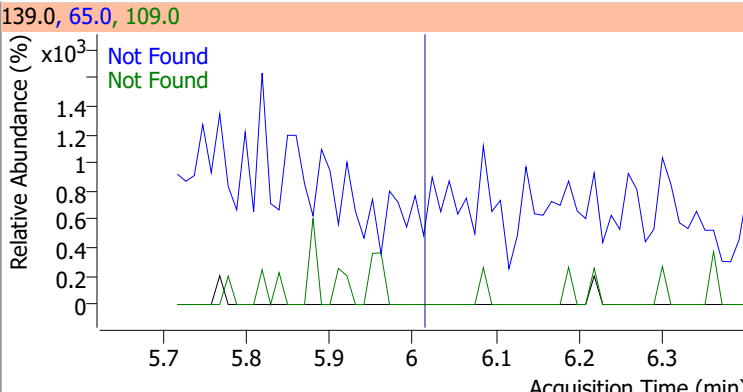
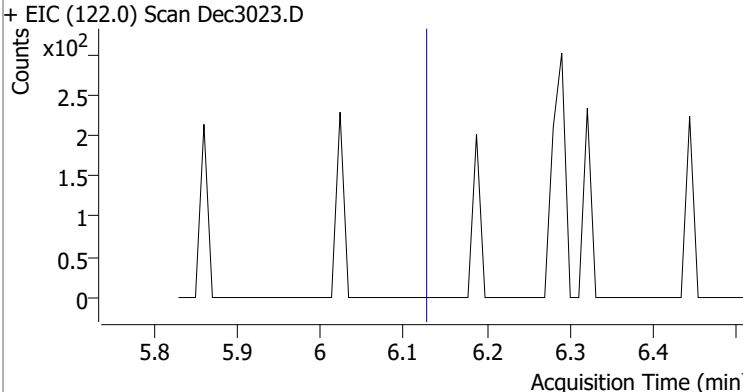
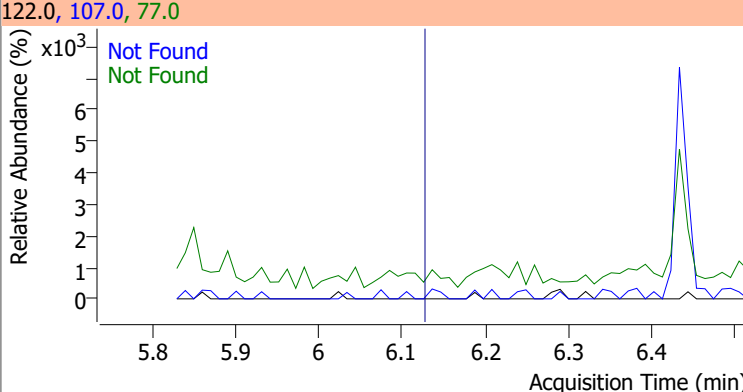
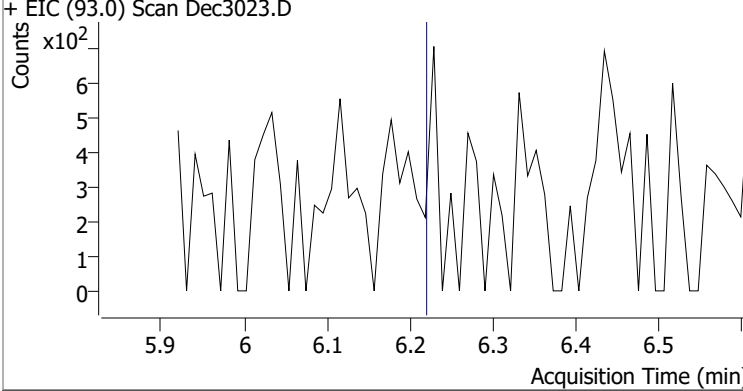
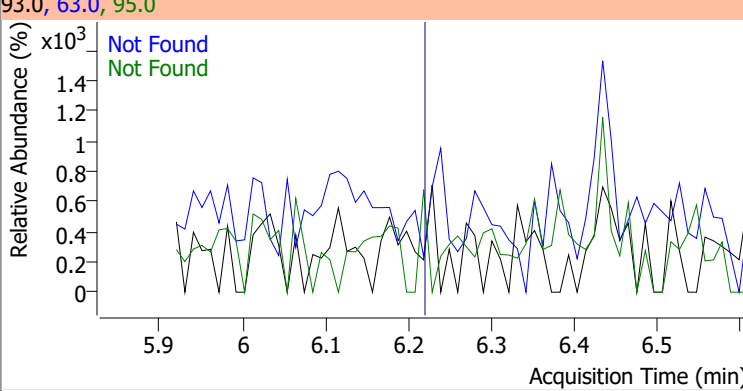
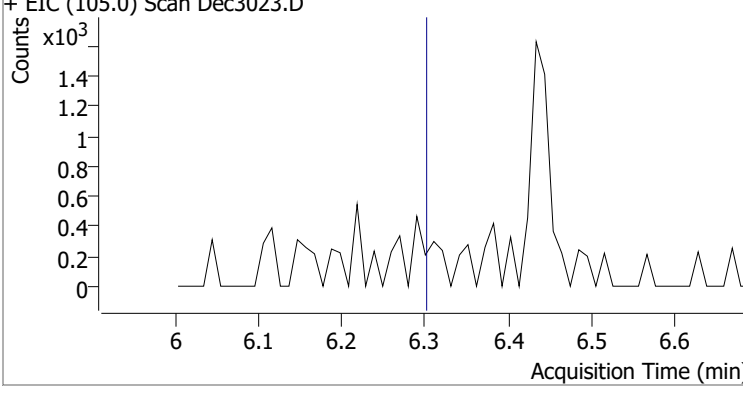
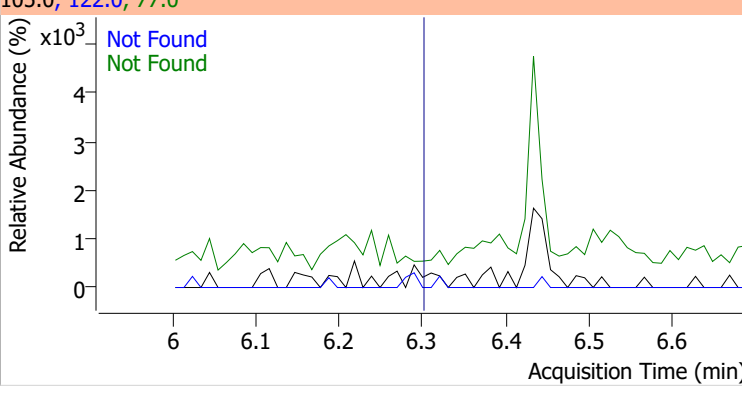
| Compound | Conc. | Exp RT | QIon | Exp Ratio | QIon | Exp Ratio |
|--------------|-------|--------|------|-----------|------|-----------|
| Nitrobenzene | N.D. | 5.64 | 77.0 | 211.4 | 51.0 | 210.3 |



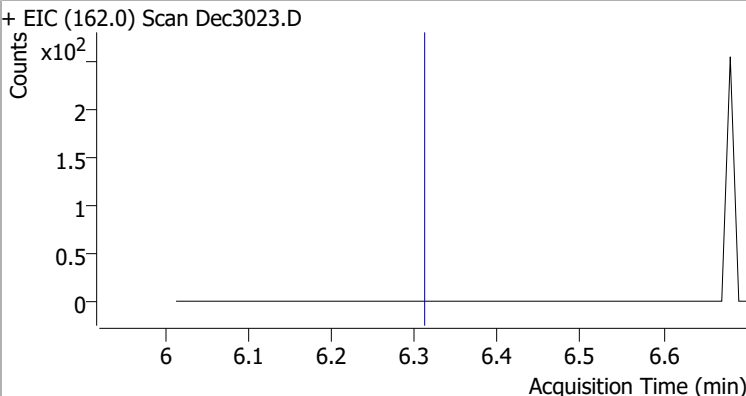
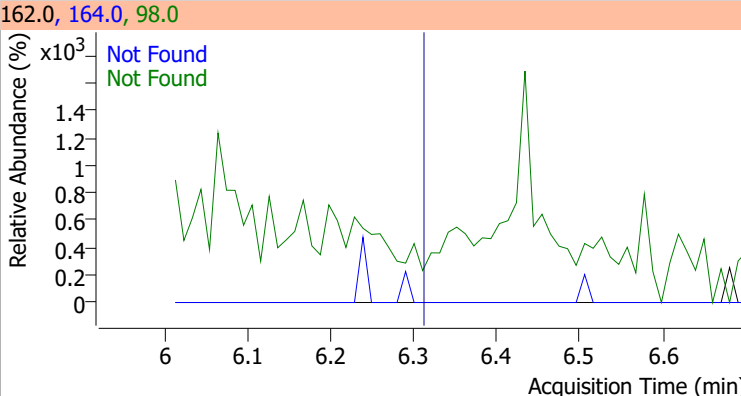
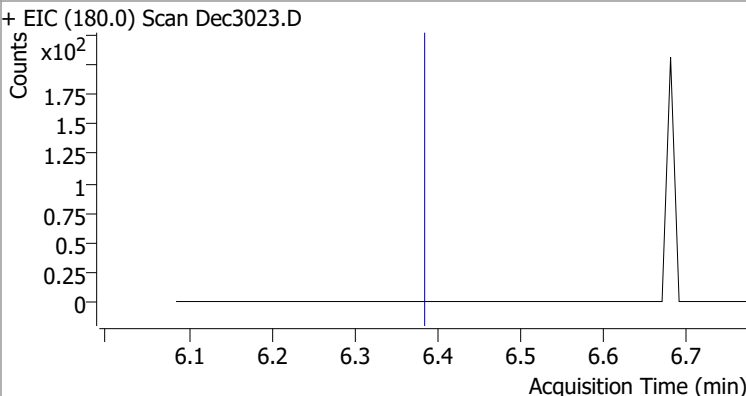
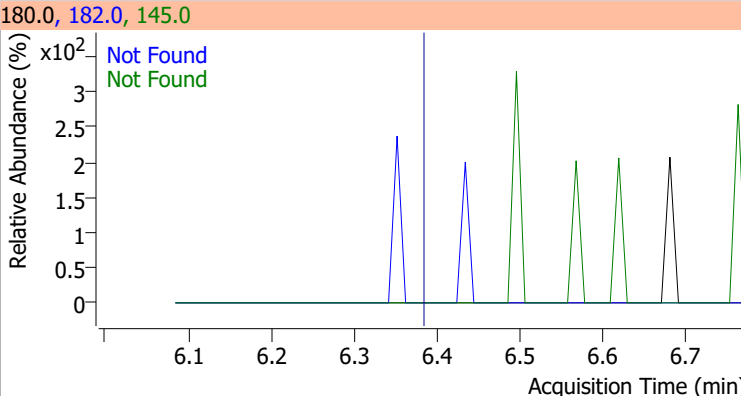
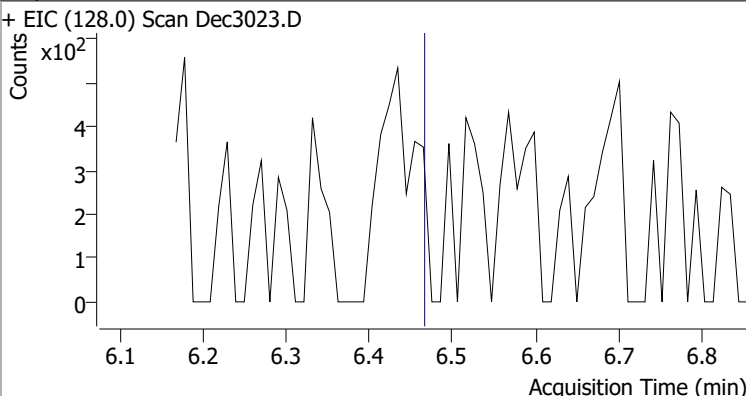
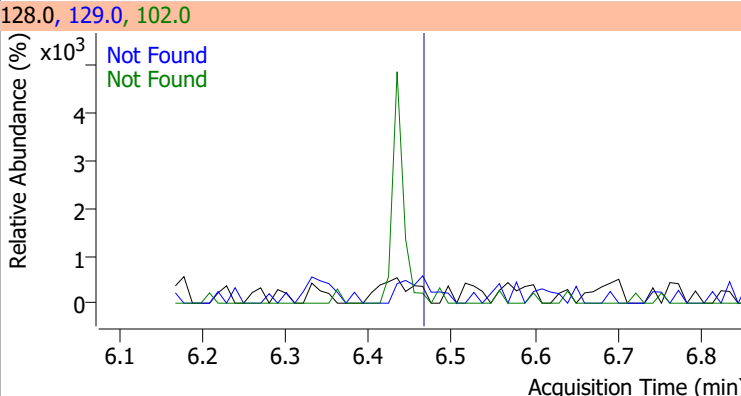
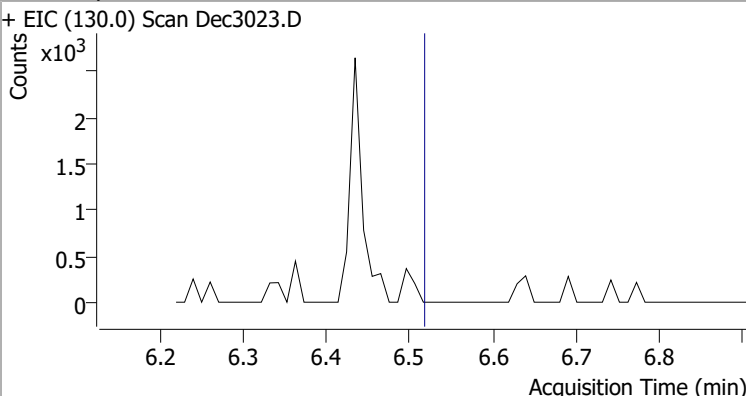
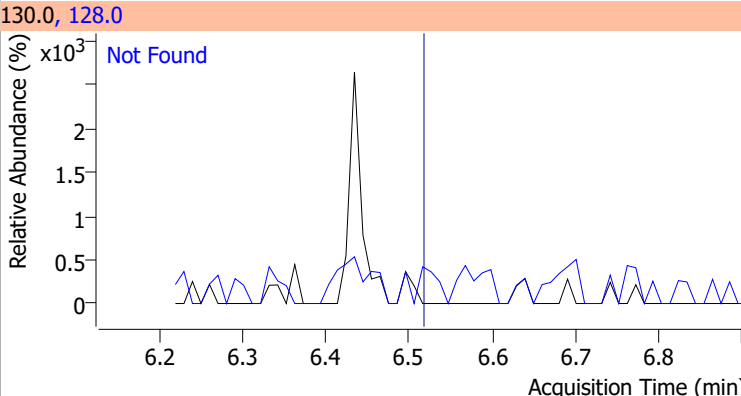
| Compound | Conc. | Exp RT | QIon | Exp Ratio |
|------------|-------|--------|-------|-----------|
| Isophorone | N.D. | 5.95 | 138.0 | 19.1 |



Quantitation Results Report (QT Reviewed)

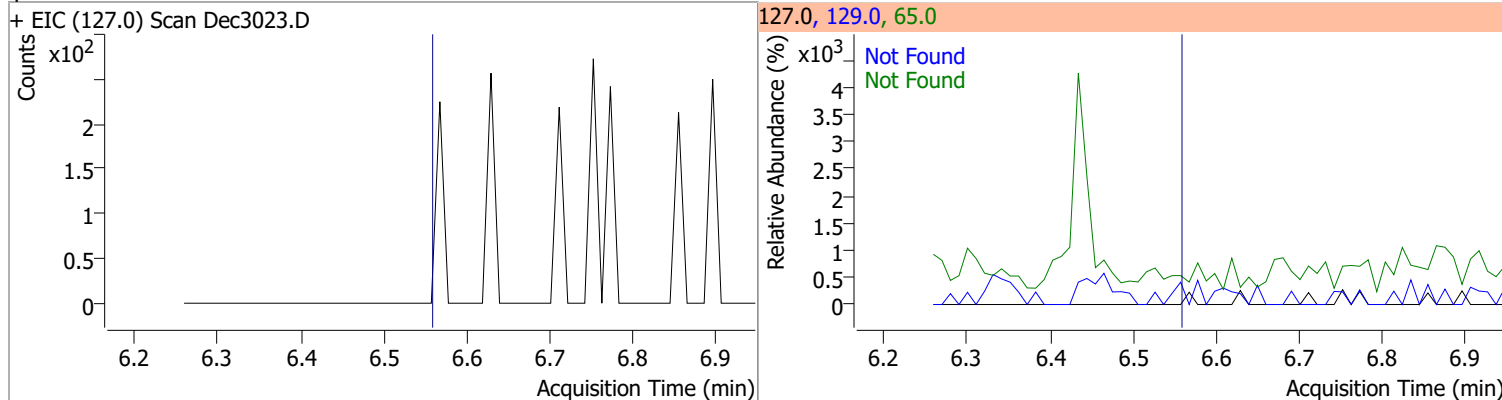
| Compound | Conc. | Exp RT | QIon | Exp Ratio | QIon | Exp Ratio |
|--|-------|--------|--|-----------|-------|-----------|
| 2-Nitrophenol | N.D. | 6.01 | 65.0 | 57.4 | 109.0 | 32.8 |
| + EIC (139.0) Scan Dec3023.D | | | 139.0, 65.0, 109.0 | | | |
|  | | |  | | | |
| 2,4-Dimethylphenol | N.D. | 6.13 | 107.0 | 109.1 | 77.0 | 32.4 |
| + EIC (122.0) Scan Dec3023.D | | | 122.0, 107.0, 77.0 | | | |
|  | | |  | | | |
| bis(-2-Chloroethoxy)Methane | N.D. | 6.22 | 63.0 | 90.7 | 95.0 | 31.7 |
| + EIC (93.0) Scan Dec3023.D | | | 93.0, 63.0, 95.0 | | | |
|  | | |  | | | |
| Benzoic Acid | N.D. | 6.30 | 122.0 | 87.4 | 77.0 | 73.1 |
| + EIC (105.0) Scan Dec3023.D | | | 105.0, 122.0, 77.0 | | | |
|  | | |  | | | |

Quantitation Results Report (QT Reviewed)

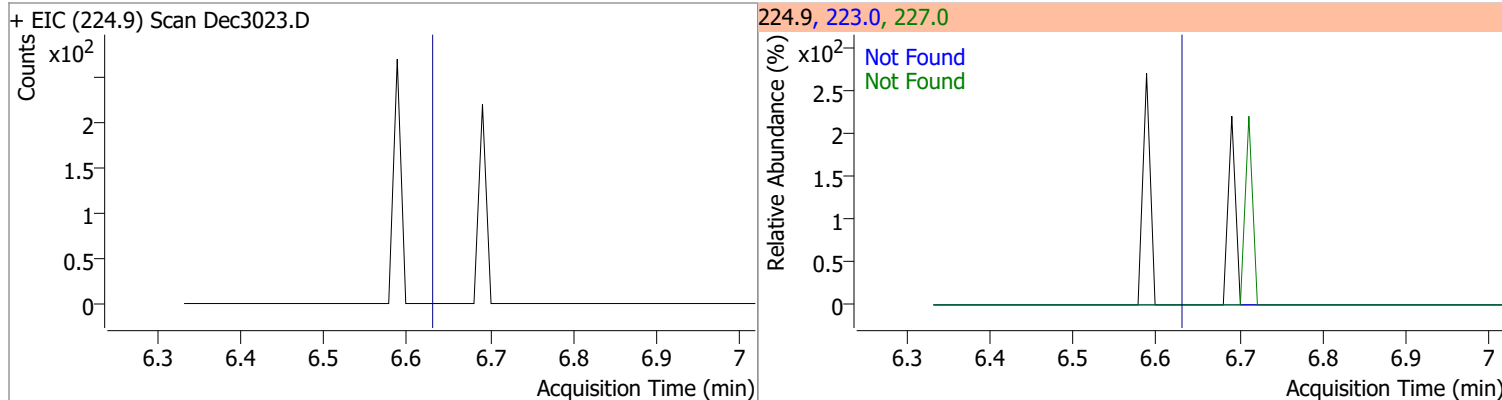
| Compound | Conc. | Exp RT | QIon | Exp Ratio | QIon | Exp Ratio |
|--|-------|--------|--|-----------|-------|-----------|
| 2,4-Dichlorophenol | N.D. | 6.31 | 164.0 | 62.0 | 98.0 | 32.4 |
| + EIC (162.0) Scan Dec3023.D | | | 162.0, 164.0, 98.0 | | | |
|  | | |  | | | |
| 1,2,4-Trichlorobenzene | N.D. | 6.38 | 182.0 | 94.1 | 145.0 | 30.4 |
| + EIC (180.0) Scan Dec3023.D | | | 180.0, 182.0, 145.0 | | | |
|  | | |  | | | |
| Naphthalene | N.D. | 6.46 | 129.0 | 10.9 | 102.0 | 9.3 |
| + EIC (128.0) Scan Dec3023.D | | | 128.0, 129.0, 102.0 | | | |
|  | | |  | | | |
| 4-Chlorophenol | N.D. | 6.52 | 128.0 | 309.7 | | |
| + EIC (130.0) Scan Dec3023.D | | | 130.0, 128.0 | | | |
|  | | |  | | | |

Quantitation Results Report (QT Reviewed)

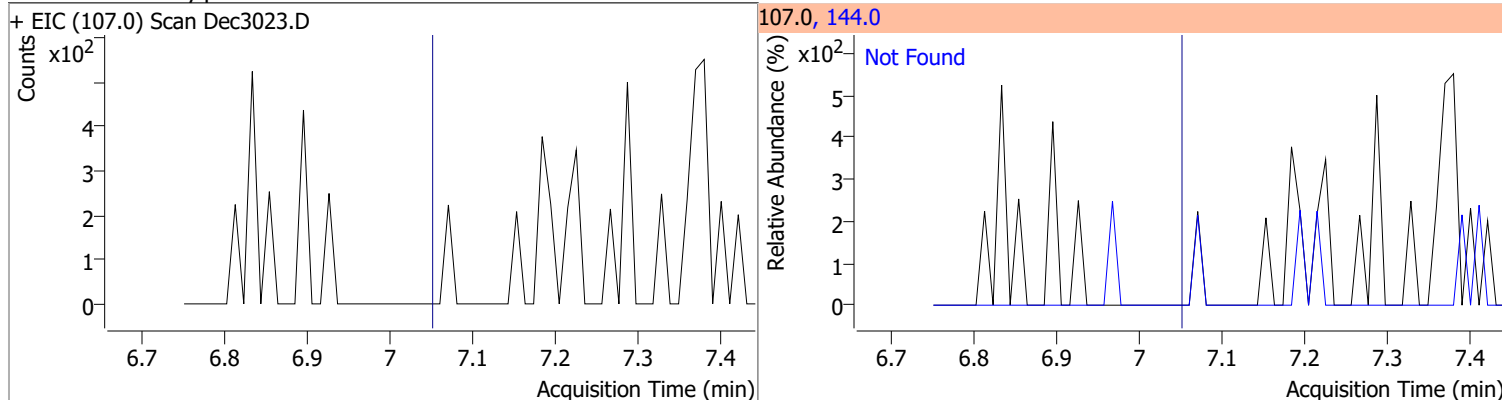
| Compound | Conc. | Exp RT | QIon | Exp Ratio | QIon | Exp Ratio |
|-----------------|-------|--------|------|-----------|-------|-----------|
| p-Chloroaniline | N.D. | 6.56 | 65.0 | 37.5 | 129.0 | 29.2 |



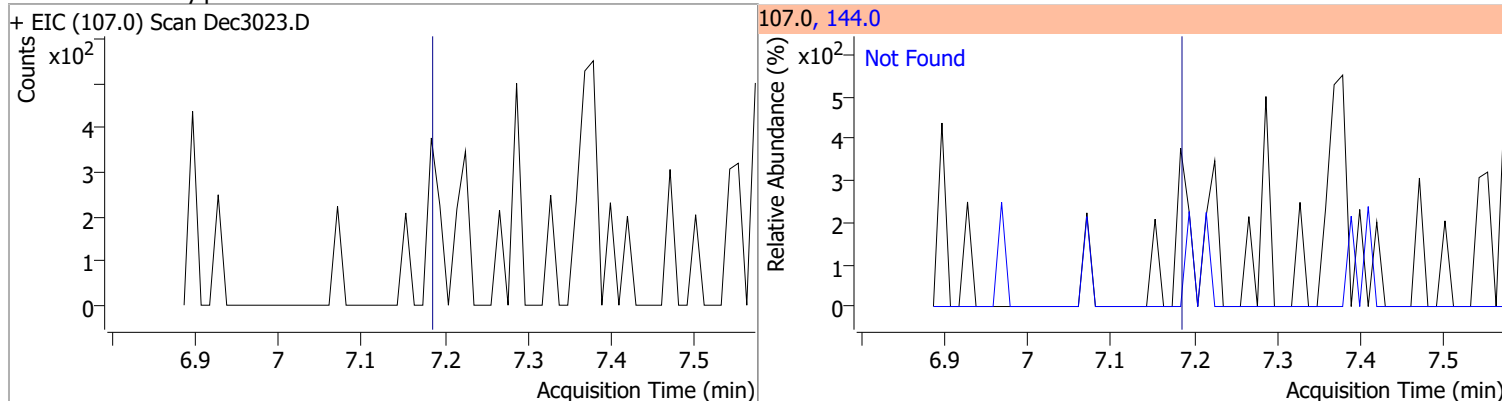
| Compound | Conc. | Exp RT | QIon | Exp Ratio | QIon | Exp Ratio |
|---------------------|-------|--------|-------|-----------|-------|-----------|
| Hexachlorobutadiene | N.D. | 6.63 | 227.0 | 66.6 | 223.0 | 60.8 |



| Compound | Conc. | Exp RT | QIon | Exp Ratio |
|-------------------------|-------|--------|-------|-----------|
| 4-Chloro-2-Methylphenol | N.D. | 7.05 | 144.0 | 26.6 |



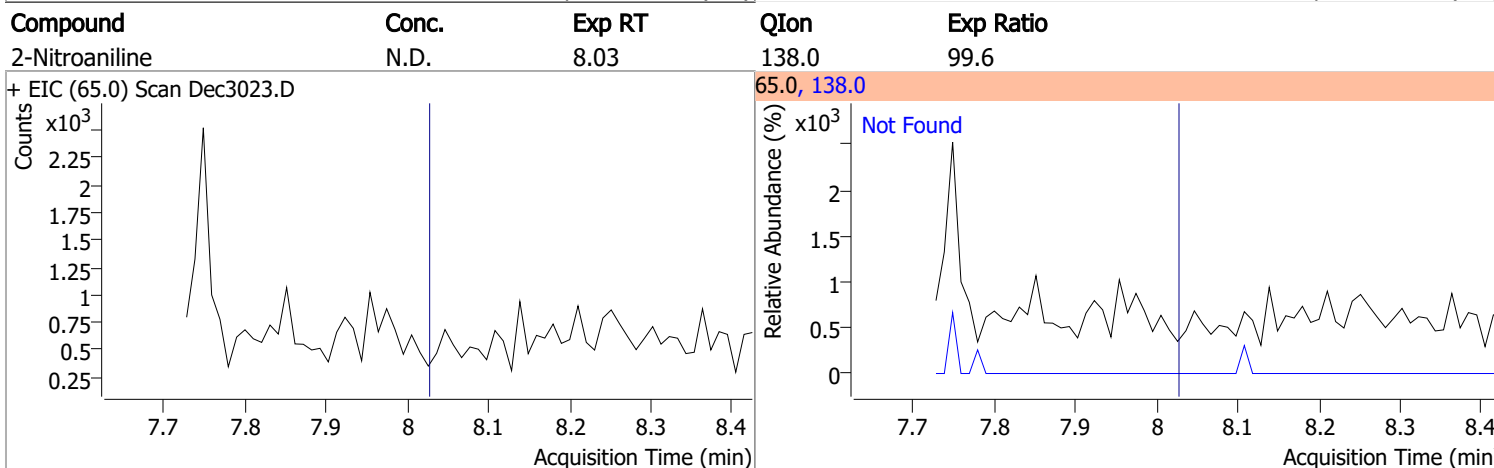
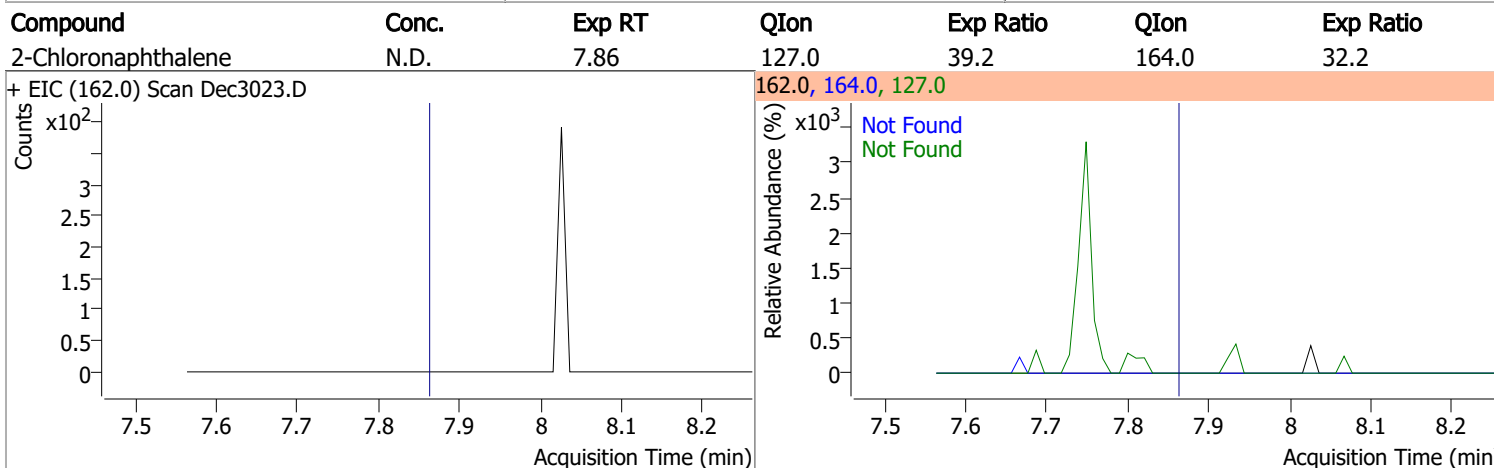
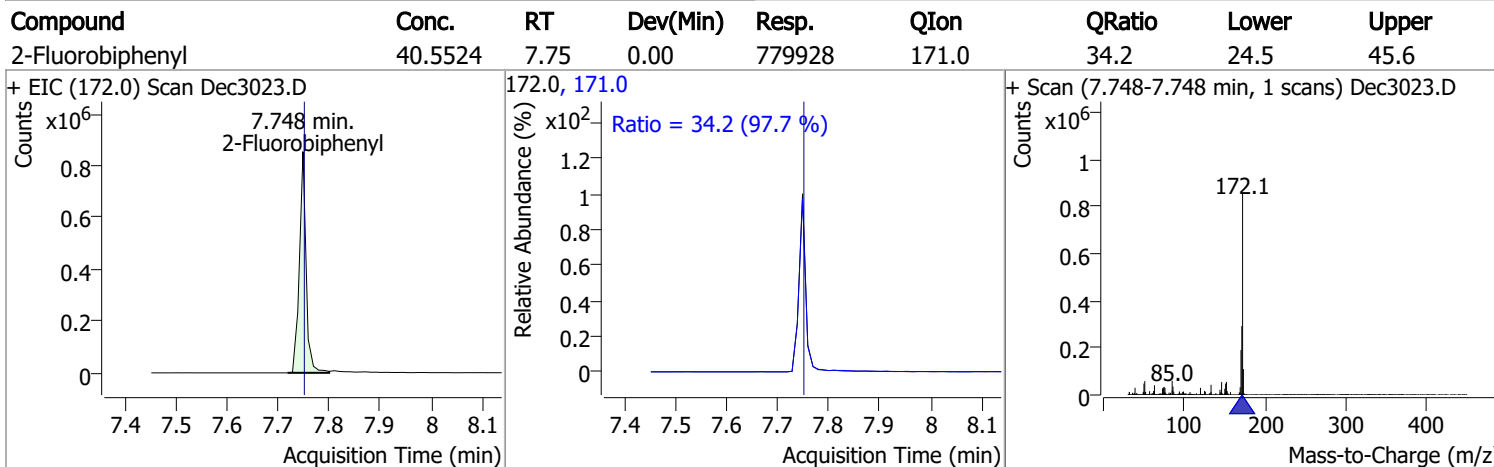
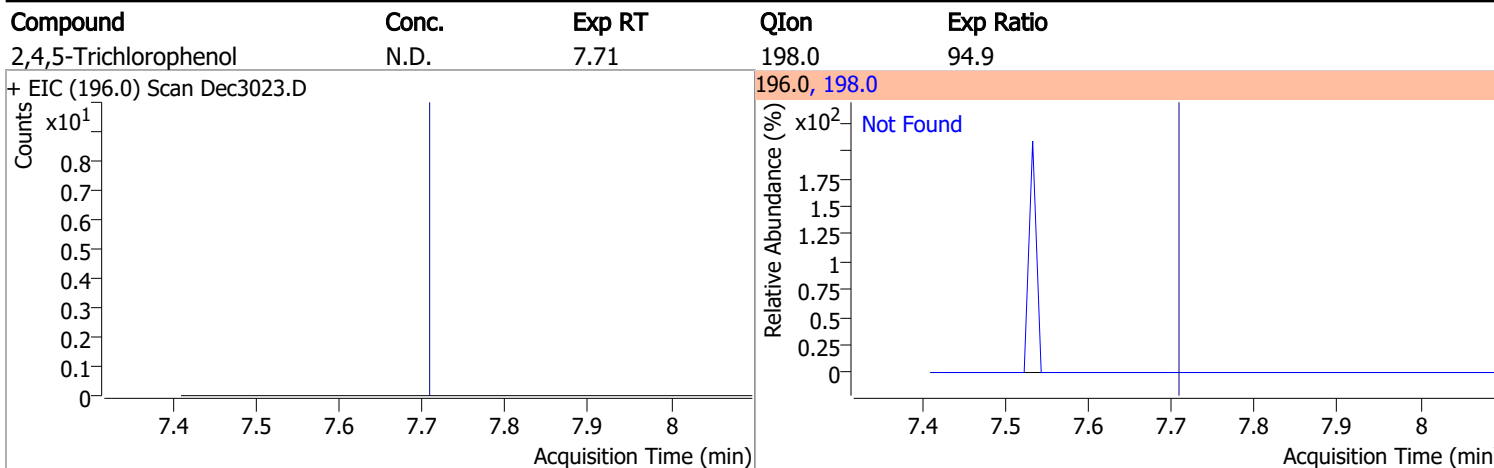
| Compound | Conc. | Exp RT | QIon | Exp Ratio |
|-------------------------|-------|--------|-------|-----------|
| 4-Chloro-3-Methylphenol | N.D. | 7.18 | 144.0 | 27.6 |



Quantitation Results Report (QT Reviewed)

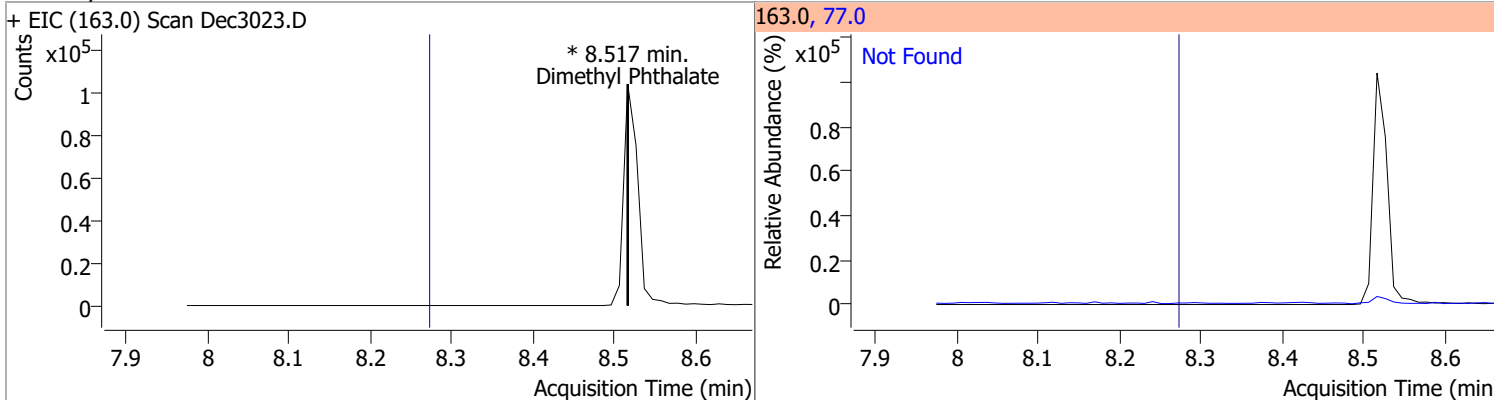
| Compound | Conc. | Exp RT | QIon | Exp Ratio | QIon | Exp Ratio |
|------------------------------|-------|--------|---------------------|-----------|-------|-----------|
| 2-Methylnaphthalene | N.D. | 7.29 | 142.0 | 114.8 | 115.0 | 42.0 |
| + EIC (141.0) Scan Dec3023.D | | | 141.0, 142.0, 115.0 | | | |
| | | | | | | |
| 1-Methylnaphthalene | N.D. | 7.40 | 142.0 | 111.0 | 115.0 | 42.5 |
| + EIC (141.0) Scan Dec3023.D | | | 141.0, 142.0, 115.0 | | | |
| | | | | | | |
| Hexachlorocyclopentadiene | N.D. | 7.48 | 234.9 | 64.7 | 238.9 | 64.1 |
| + EIC (236.9) Scan Dec3023.D | | | 236.9, 238.9, 234.9 | | | |
| | | | | | | |
| 2,4,6-Trichlorophenol | N.D. | 7.65 | 198.0 | 94.4 | | |
| + EIC (196.0) Scan Dec3023.D | | | 196.0, 198.0 | | | |
| | | | | | | |

Quantitation Results Report (QT Reviewed)

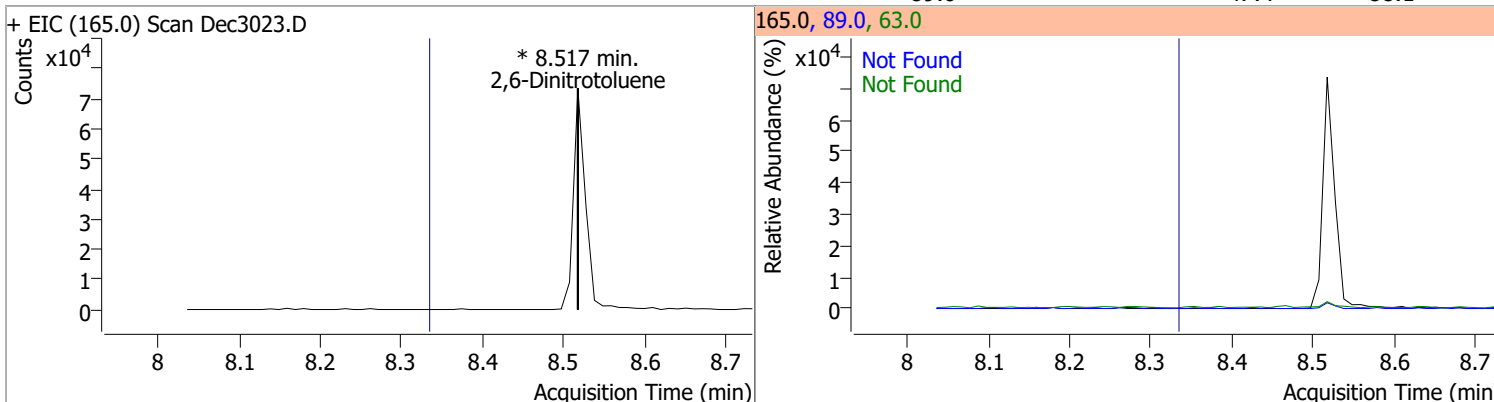


Quantitation Results Report (QT Reviewed)

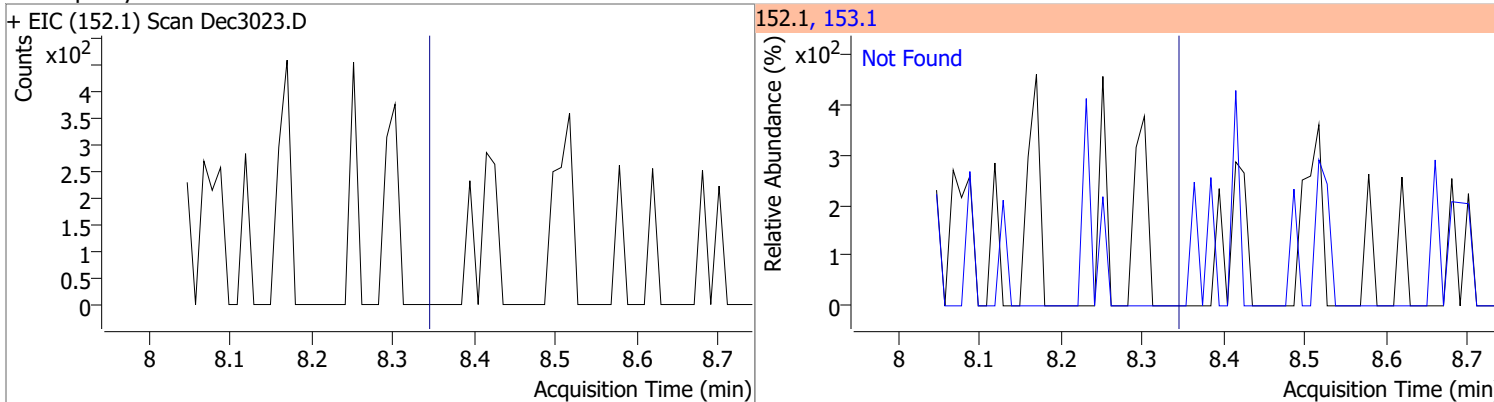
| Compound | Conc. | RT | Dev(Min) | Resp. | QIon | QRatio | Lower | Upper |
|--------------------|-------|----|----------|-------|------|--------|-------|-------|
| Dimethyl Phthalate | 0 | 0 | | 0 | 77.0 | | 15.1 | 28.0 |



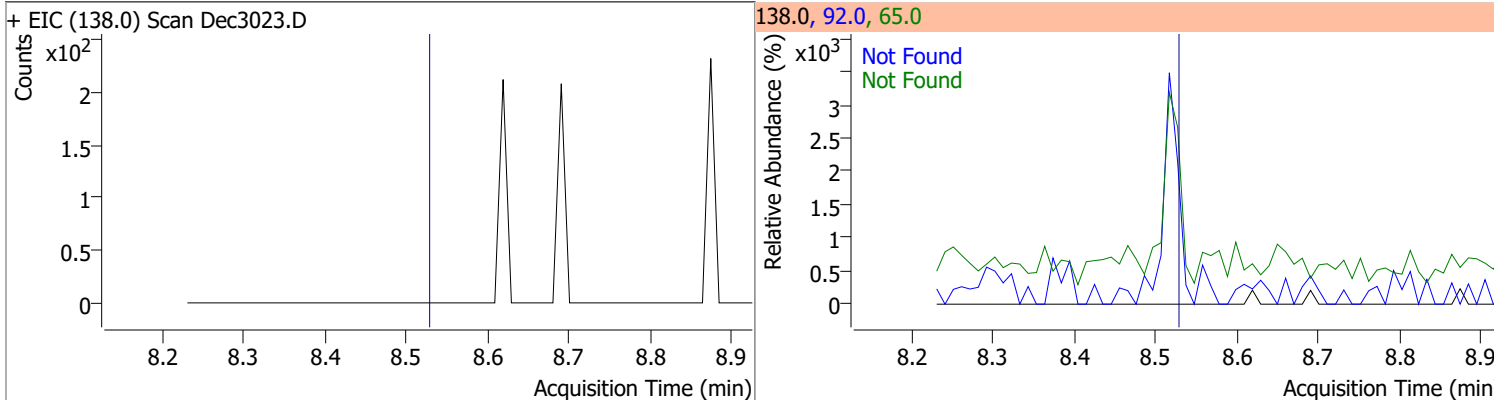
| Compound | Conc. | RT | Dev(Min) | Resp. | QIon | QRatio | Lower | Upper |
|--------------------|-------|----|----------|-------|------|--------|-------|-------|
| 2,6-Dinitrotoluene | 0 | 0 | | 0 | 63.0 | | 135.1 | 250.9 |
| | | | | | 89.0 | | 47.4 | 88.1 |



| Compound | Conc. | Exp RT | QIon | Exp Ratio |
|----------------|-------|--------|-------|-----------|
| Acenaphthylene | N.D. | 8.34 | 153.1 | 13.9 |

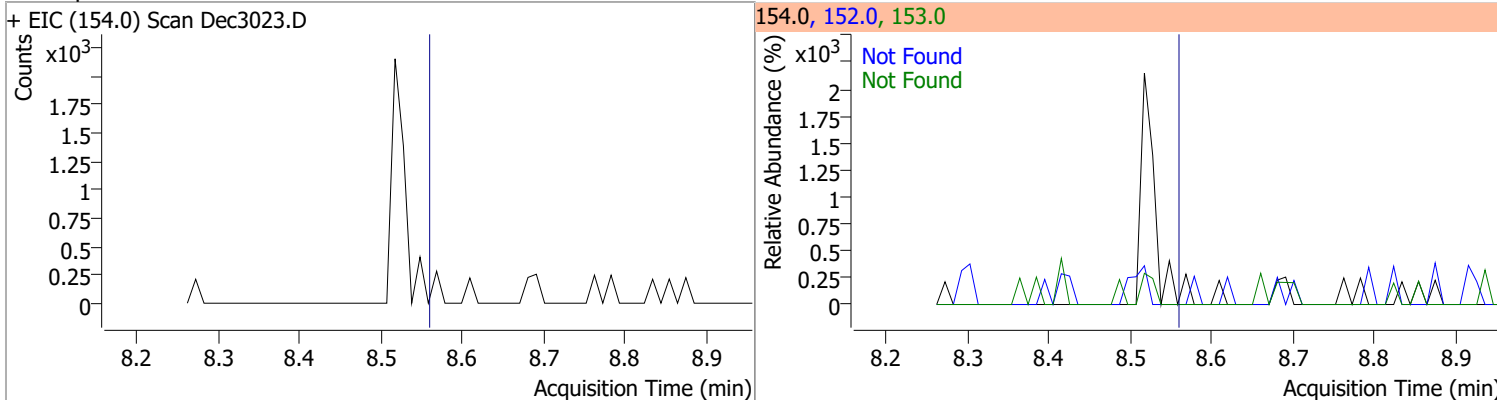


| Compound | Conc. | Exp RT | QIon | Exp Ratio | QIon | Exp Ratio |
|----------------|-------|--------|------|-----------|------|-----------|
| 3-Nitroaniline | N.D. | 8.53 | 65.0 | 157.8 | 92.0 | 118.6 |

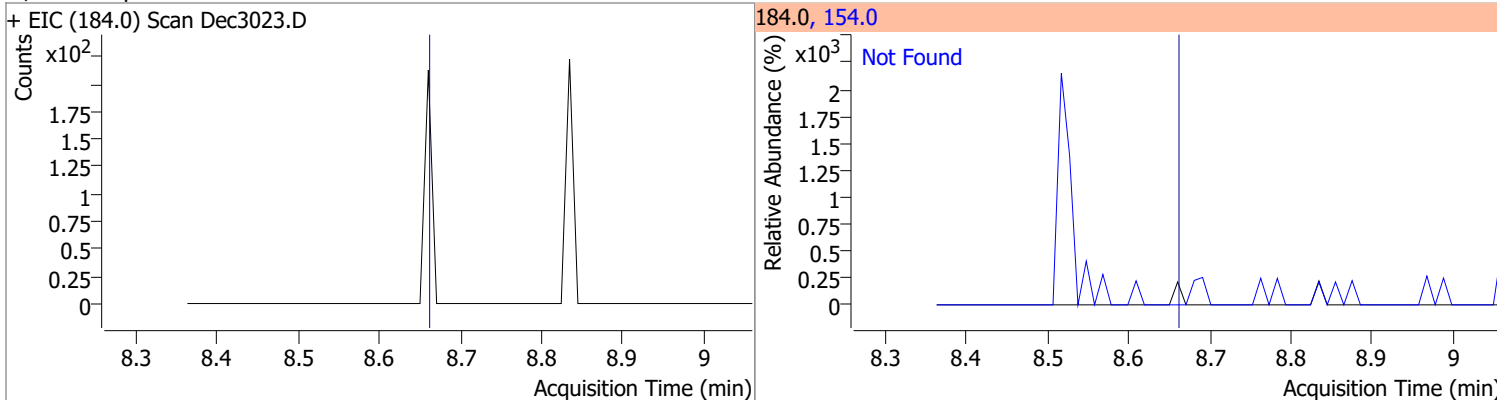


Quantitation Results Report (QT Reviewed)

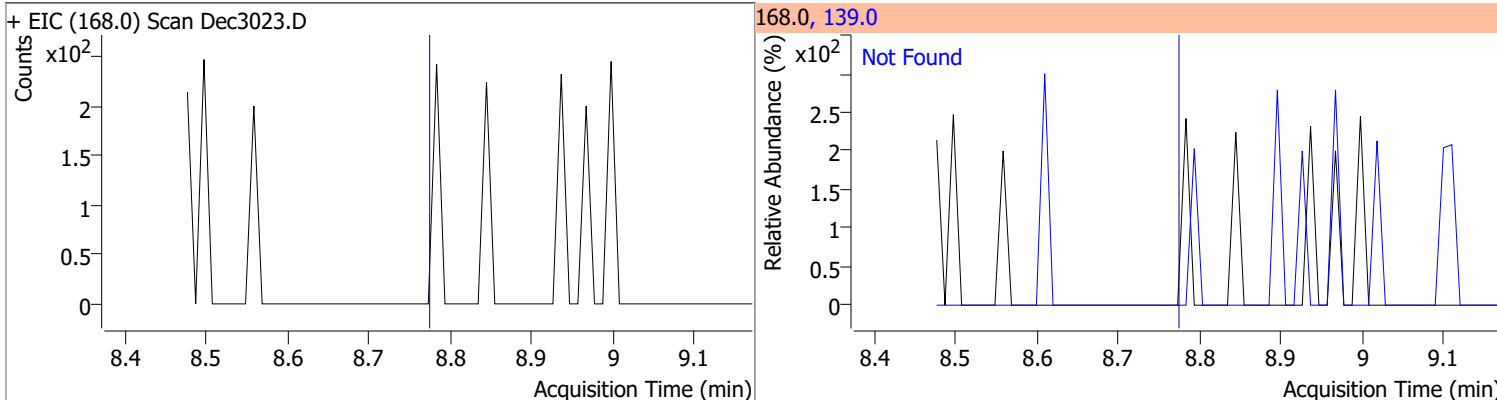
| Compound | Conc. | Exp RT | QIon | Exp Ratio | QIon | Exp Ratio |
|--------------|-------|--------|-------|-----------|-------|-----------|
| Acenaphthene | N.D. | 8.56 | 153.0 | 109.6 | 152.0 | 52.7 |



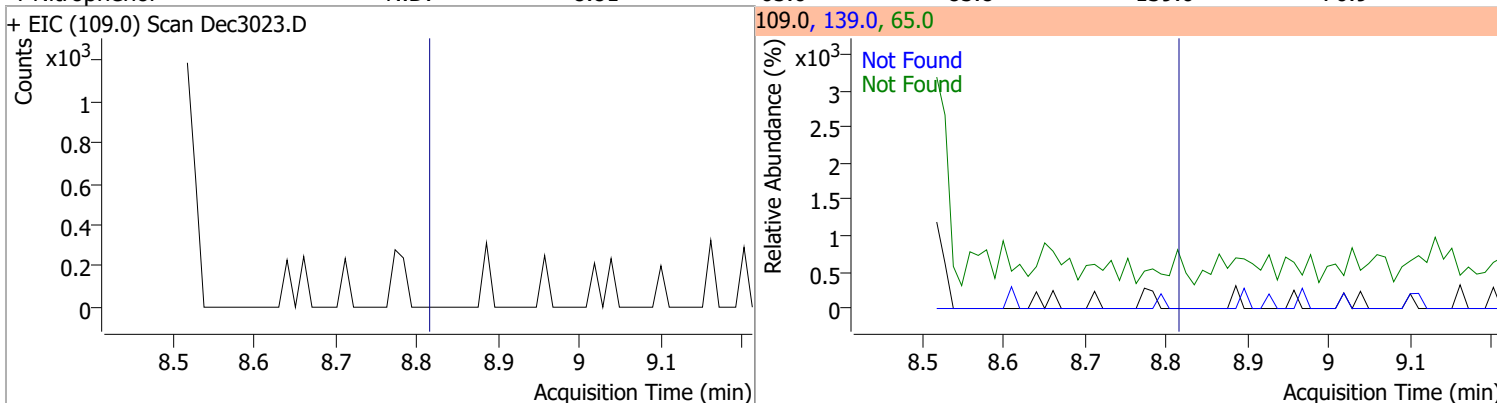
| Compound | Conc. | Exp RT | QIon | Exp Ratio |
|-------------------|-------|--------|-------|-----------|
| 2,4-Dinitrophenol | N.D. | 8.66 | 154.0 | 55.5 |



| Compound | Conc. | Exp RT | QIon | Exp Ratio |
|--------------|-------|--------|-------|-----------|
| Dibenzofuran | N.D. | 8.77 | 139.0 | 38.2 |

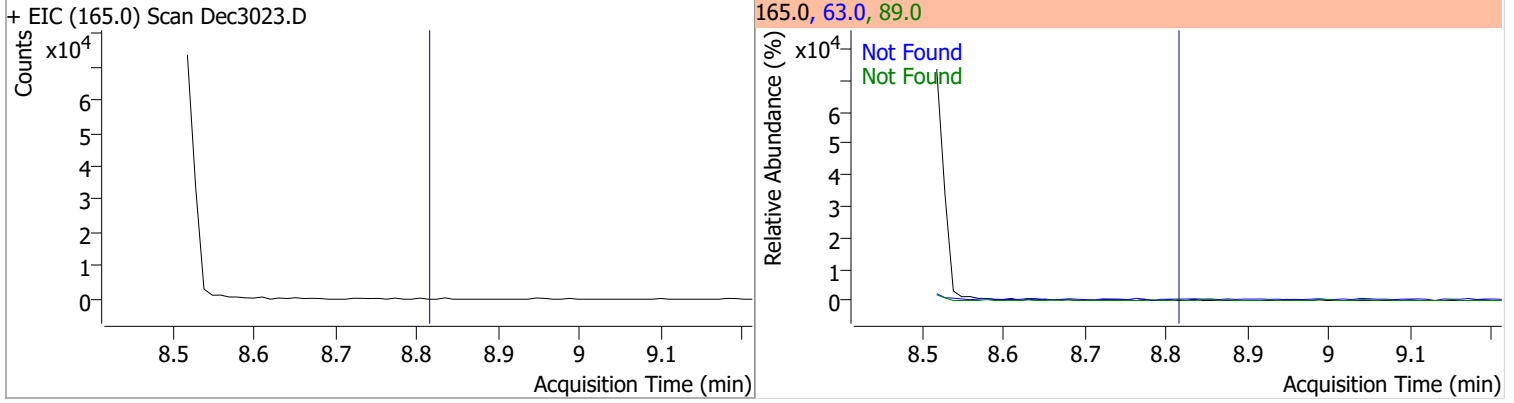


| Compound | Conc. | Exp RT | QIon | Exp Ratio | QIon | Exp Ratio |
|---------------|-------|--------|------|-----------|-------|-----------|
| 4-Nitrophenol | N.D. | 8.81 | 65.0 | 85.8 | 139.0 | 70.9 |

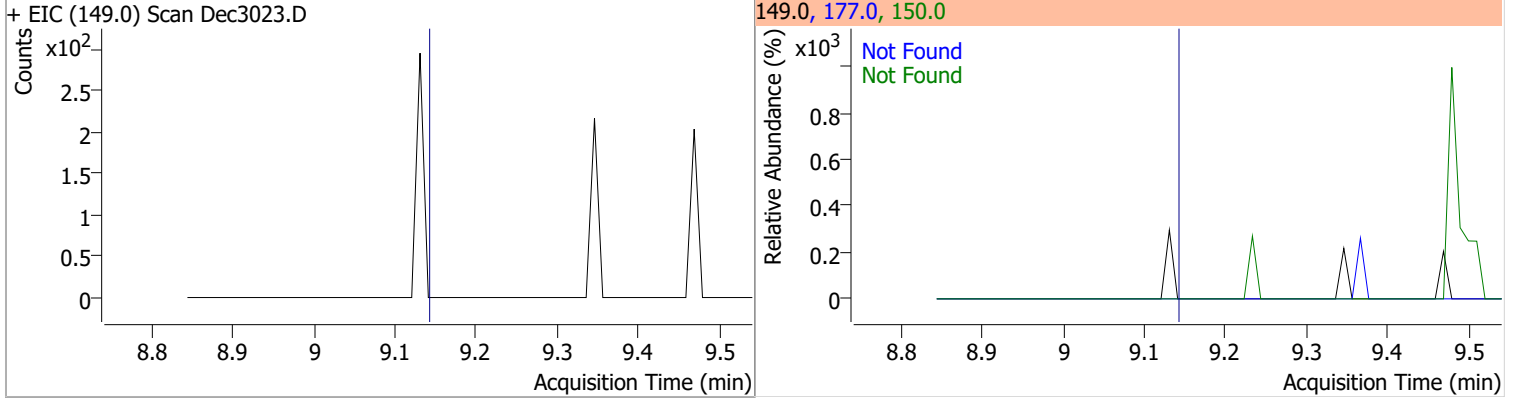


Quantitation Results Report (QT Reviewed)

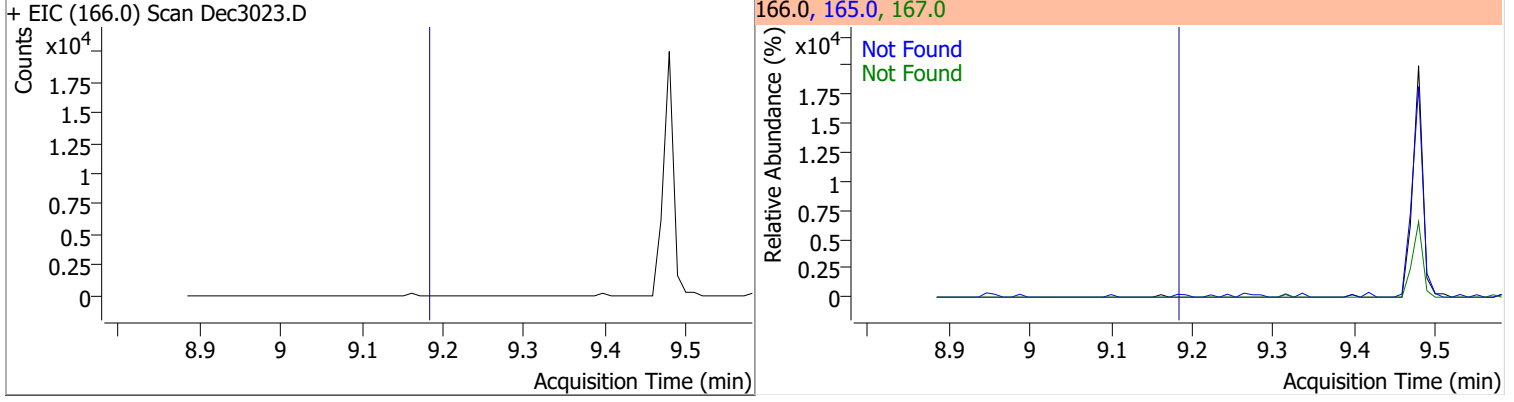
| Compound | Conc. | Exp RT | QIon | Exp Ratio | QIon | Exp Ratio |
|--------------------|-------|--------|------|-----------|------|-----------|
| 2,4-Dinitrotoluene | N.D. | 8.81 | 63.0 | 89.4 | 89.0 | 79.1 |



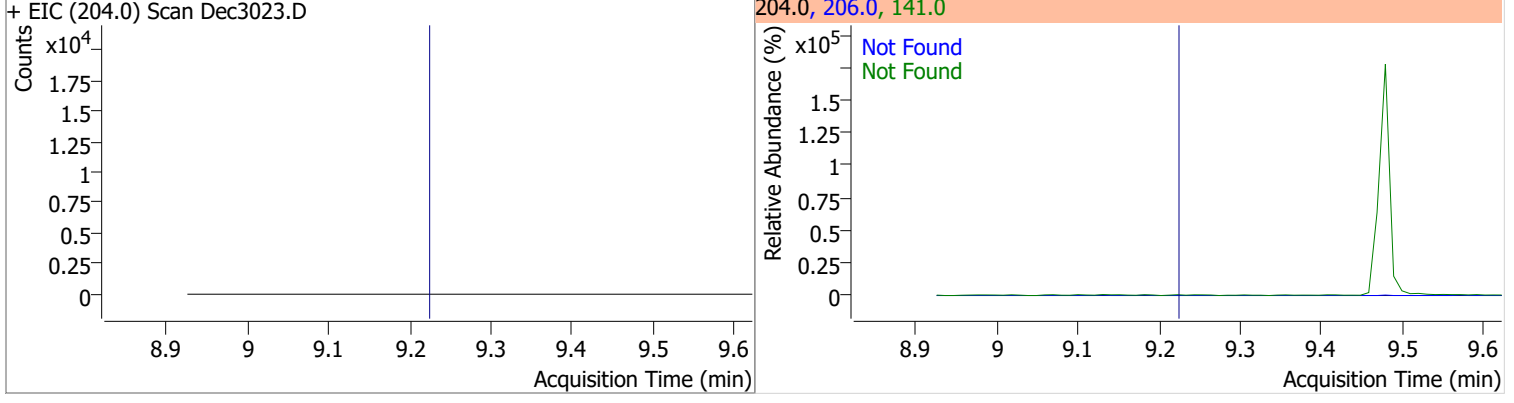
| Compound | Conc. | Exp RT | QIon | Exp Ratio | QIon | Exp Ratio |
|------------------|-------|--------|-------|-----------|-------|-----------|
| Diethylphthalate | N.D. | 9.14 | 177.0 | 19.4 | 150.0 | 12.3 |



| Compound | Conc. | Exp RT | QIon | Exp Ratio | QIon | Exp Ratio |
|----------|-------|--------|-------|-----------|-------|-----------|
| Fluorene | N.D. | 9.18 | 165.0 | 88.8 | 167.0 | 12.9 |

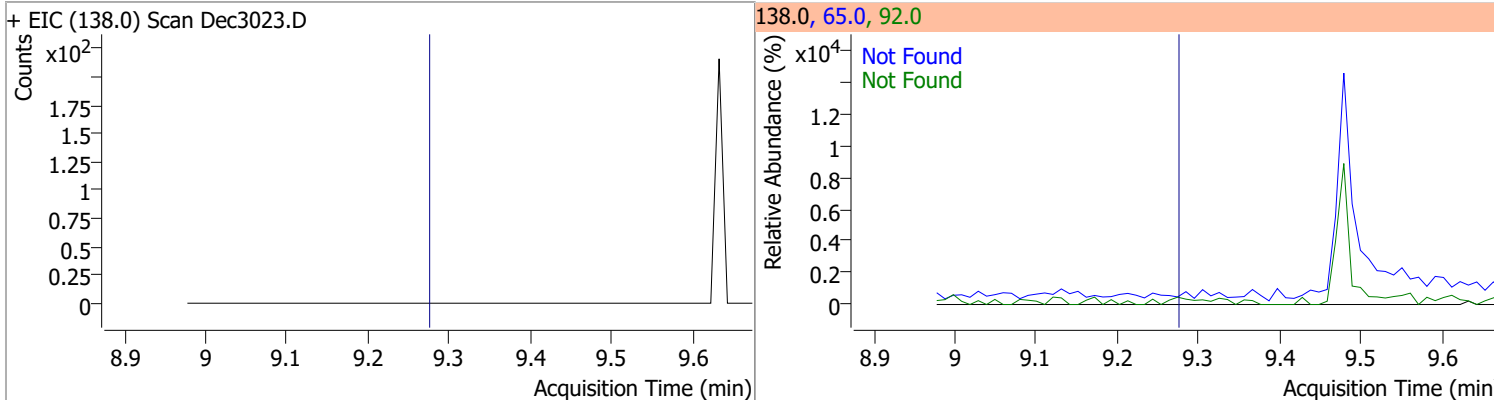


| Compound | Conc. | Exp RT | QIon | Exp Ratio | QIon | Exp Ratio |
|----------------------------|-------|--------|-------|-----------|-------|-----------|
| 4-Chlorophenyl-phenylether | N.D. | 9.22 | 141.0 | 65.7 | 206.0 | 32.4 |

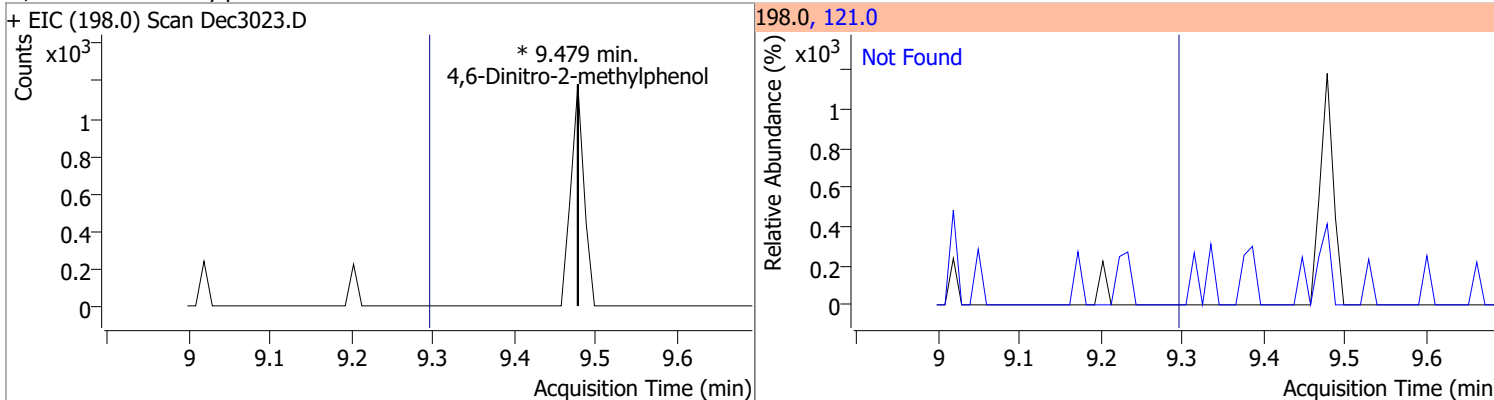


Quantitation Results Report (QT Reviewed)

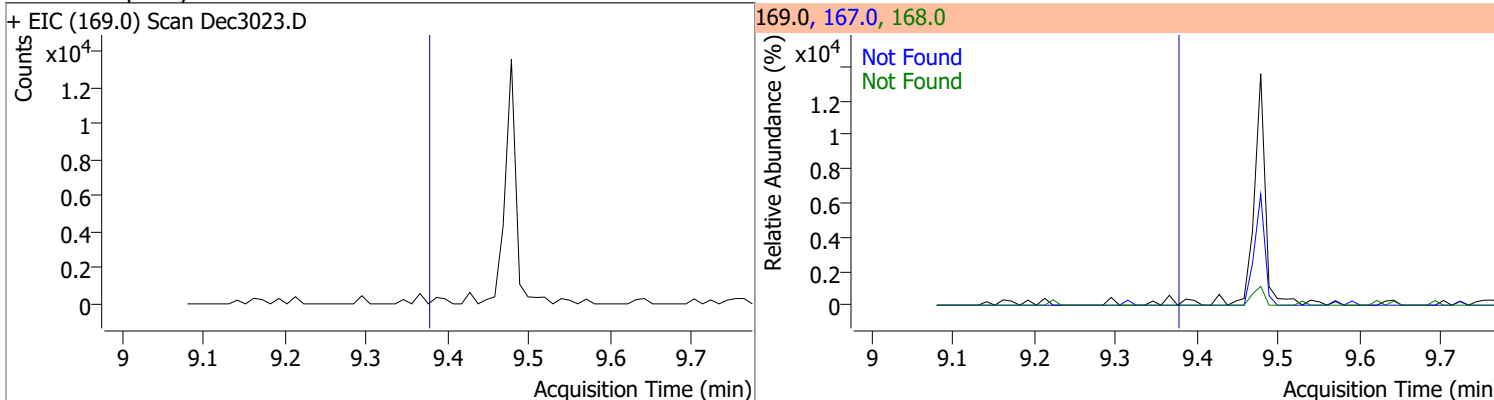
| Compound | Conc. | Exp RT | QIon | Exp Ratio | QIon | Exp Ratio |
|----------------|-------|--------|------|-----------|------|-----------|
| 4-Nitroaniline | N.D. | 9.27 | 65.0 | 131.3 | 92.0 | 49.5 |



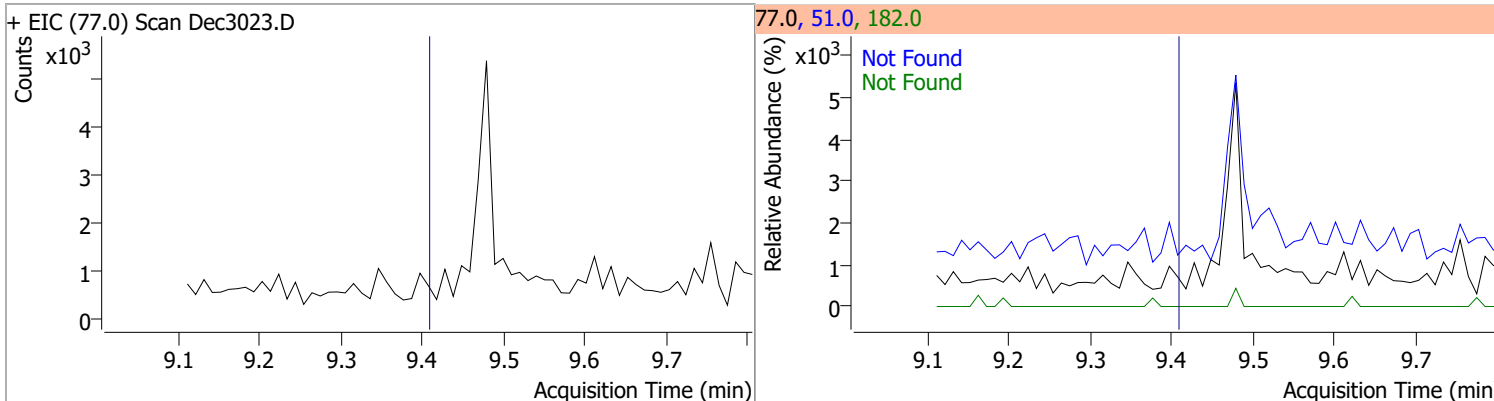
| Compound | Conc. | RT | Dev(Min) | Resp. | QIon | QRatio | Lower | Upper |
|----------------------------|-------|----|----------|-------|-------|--------|-------|-------|
| 4,6-Dinitro-2-methylphenol | 0 | 0 | 0 | 0 | 121.0 | | 37.1 | 68.8 |



| Compound | Conc. | Exp RT | QIon | Exp Ratio | QIon | Exp Ratio |
|------------------------|-------|--------|-------|-----------|-------|-----------|
| N-nitrosodiphenylamine | N.D. | 9.38 | 168.0 | 66.6 | 167.0 | 35.0 |

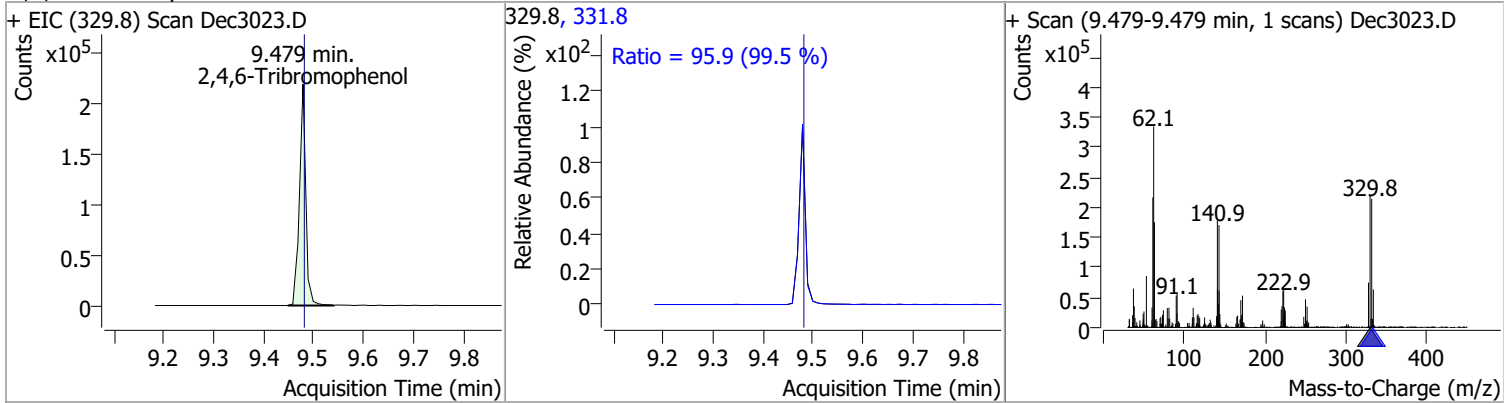


| Compound | Conc. | Exp RT | QIon | Exp Ratio | QIon | Exp Ratio |
|------------|-------|--------|------|-----------|-------|-----------|
| Azobenzene | N.D. | 9.41 | 51.0 | 49.7 | 182.0 | 23.1 |

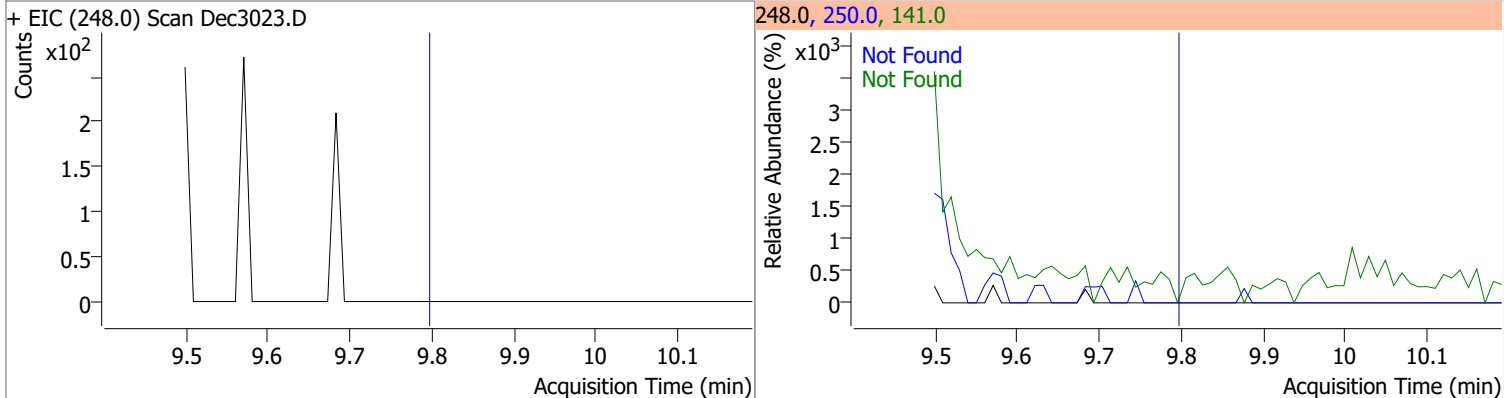


Quantitation Results Report (QT Reviewed)

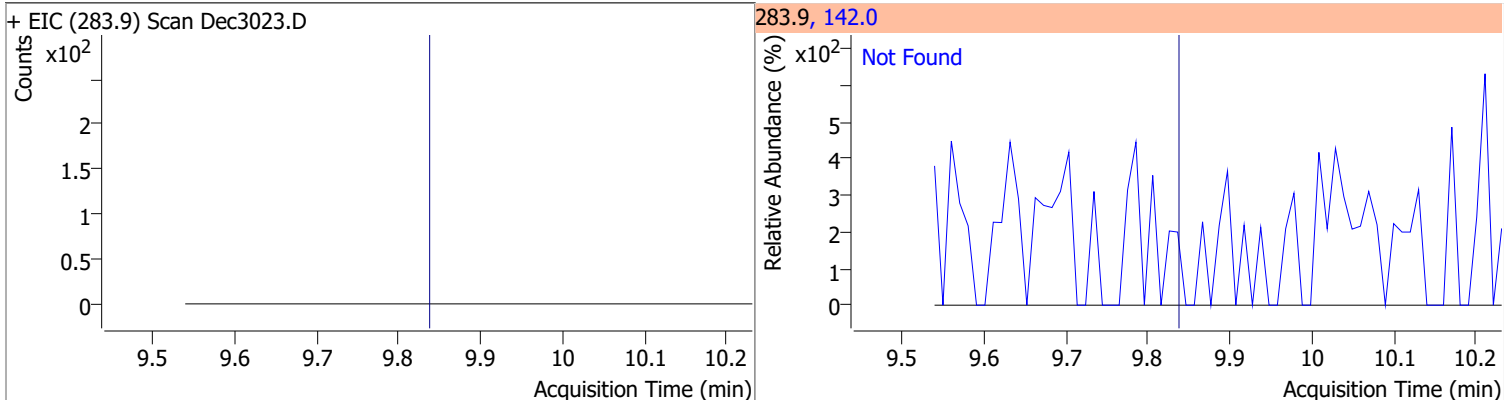
| Compound | Conc. | RT | Dev(Min) | Resp. | QIon | QRatio | Lower | Upper |
|----------------------|----------|------|----------|--------|-------|--------|-------|-------|
| 2,4,6-Tribromophenol | 200.9971 | 9.48 | 0.00 | 194338 | 331.8 | 95.9 | 67.5 | 125.3 |



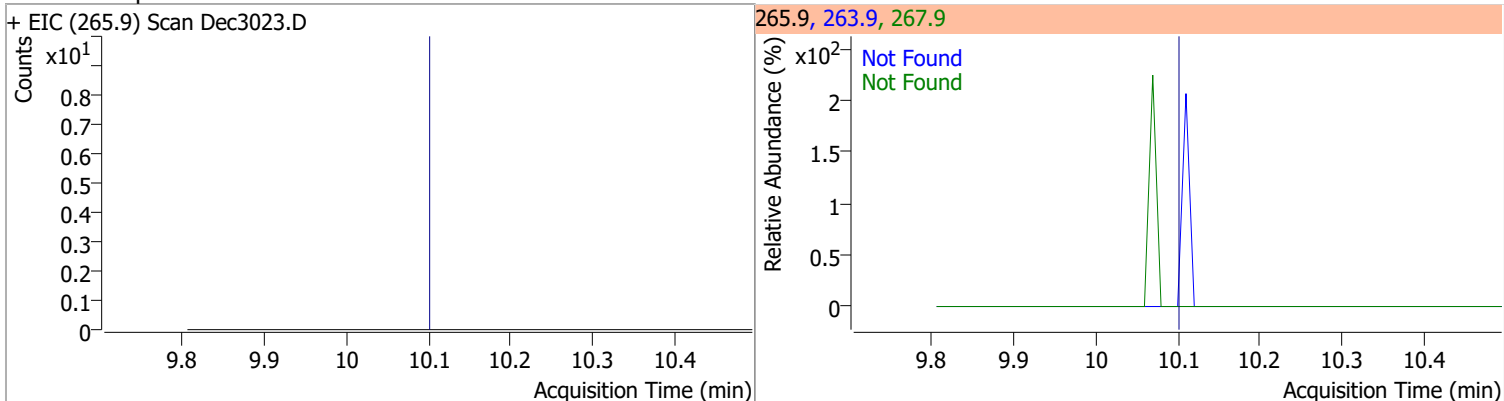
| Compound | Conc. | Exp RT | QIon | Exp Ratio | QIon | Exp Ratio |
|---------------------------|-------|--------|-------|-----------|-------|-----------|
| 4-Bromophenyl-phenylether | N.D. | 9.80 | 141.0 | 109.8 | 250.0 | 97.9 |



| Compound | Conc. | Exp RT | QIon | Exp Ratio | QIon | Exp Ratio |
|-------------------|-------|--------|-------|-----------|------|-----------|
| Hexachlorobenzene | N.D. | 9.84 | 142.0 | 64.6 | | |

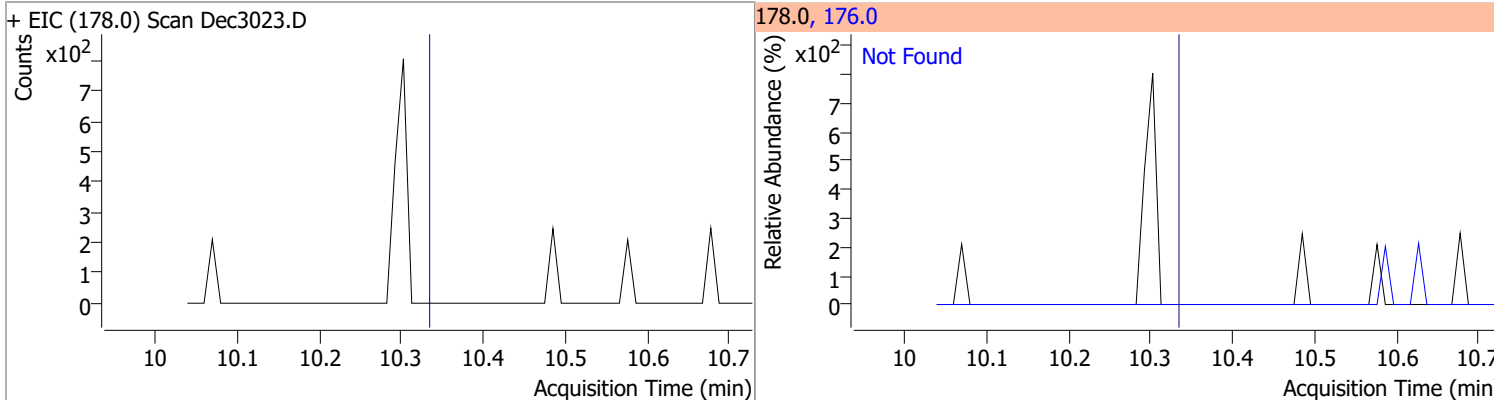


| Compound | Conc. | Exp RT | QIon | Exp Ratio | QIon | Exp Ratio |
|-------------------|-------|--------|-------|-----------|-------|-----------|
| Pentachlorophenol | N.D. | 10.10 | 263.9 | 62.0 | 267.9 | 61.9 |

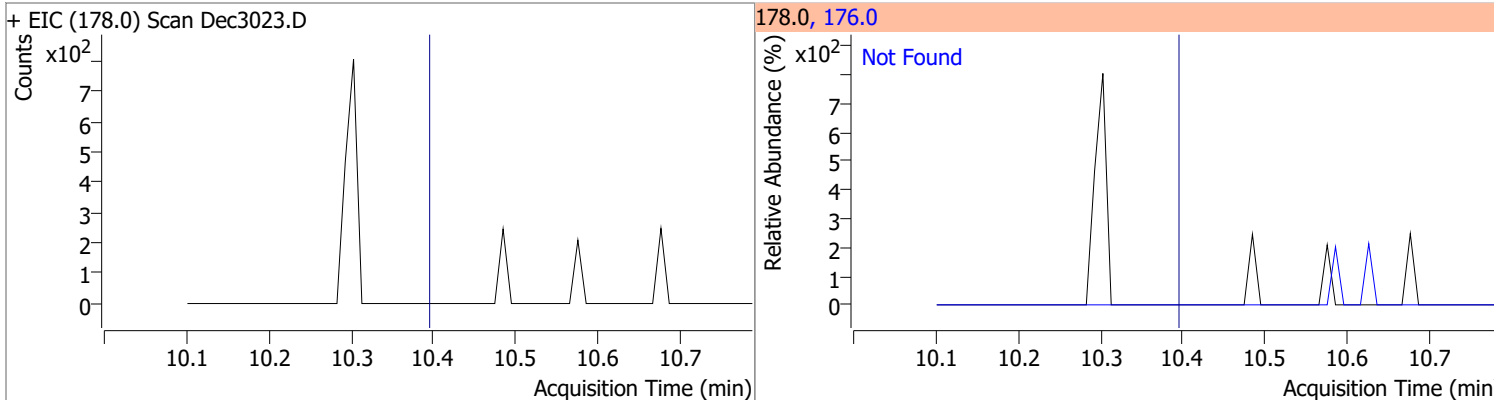


Quantitation Results Report (QT Reviewed)

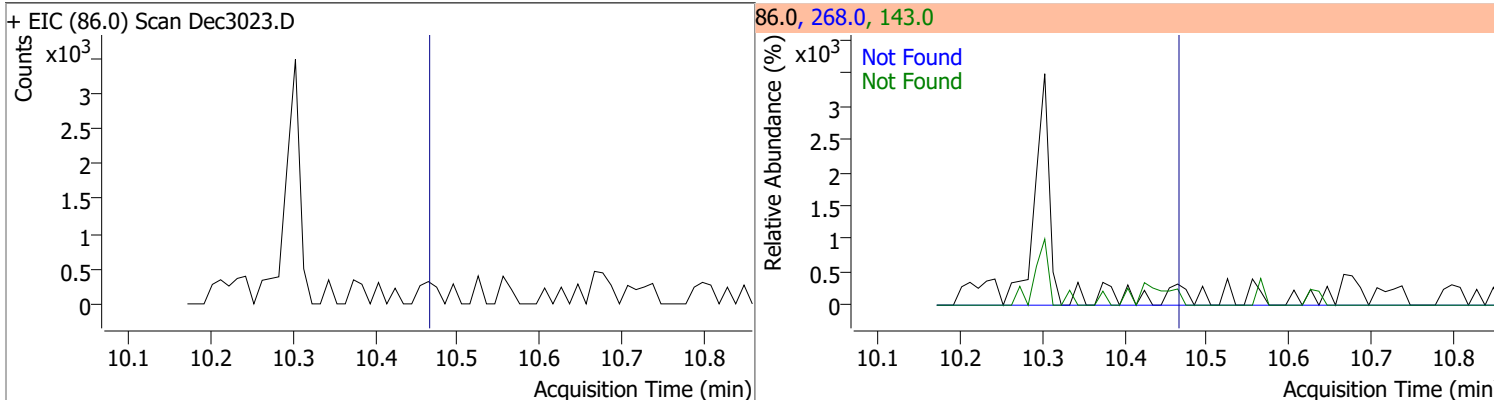
| Compound | Conc. | Exp RT | QIon | Exp Ratio |
|--------------|-------|--------|-------|-----------|
| Phenanthrene | N.D. | 10.33 | 176.0 | 19.7 |



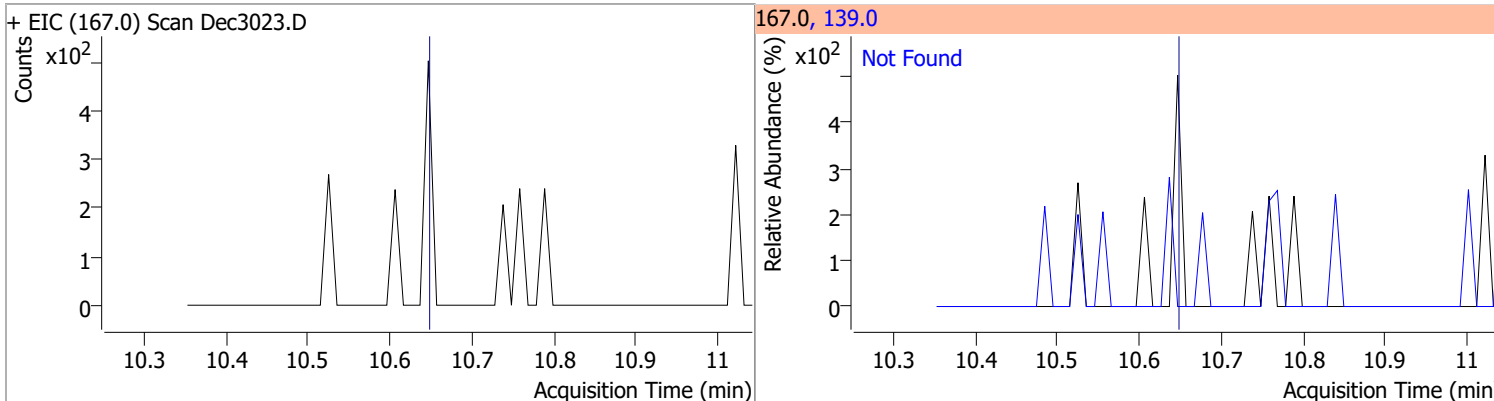
| Compound | Conc. | Exp RT | QIon | Exp Ratio |
|------------|-------|--------|-------|-----------|
| Anthracene | N.D. | 10.39 | 176.0 | 18.3 |



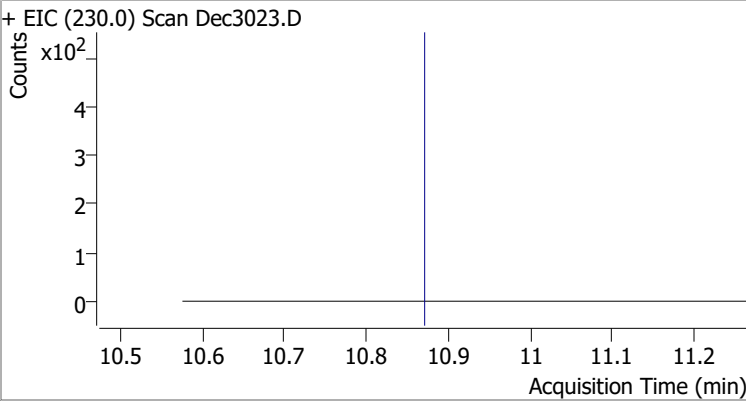
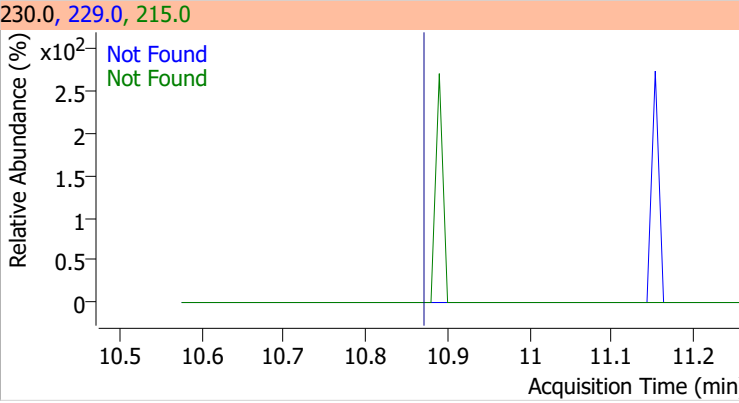
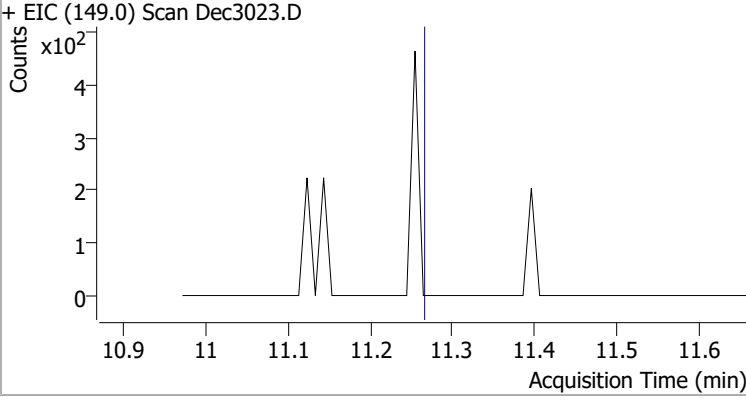
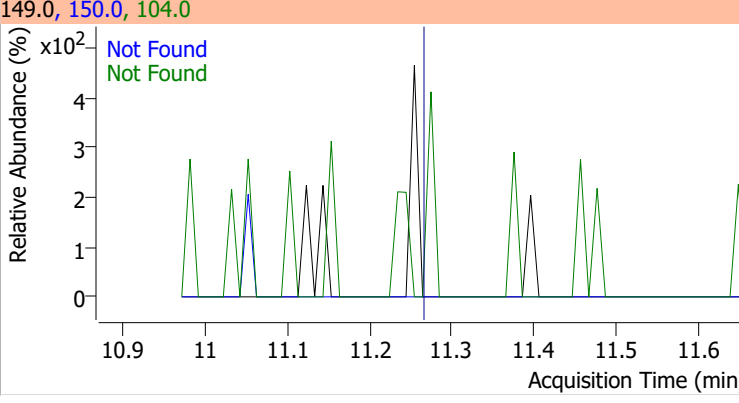
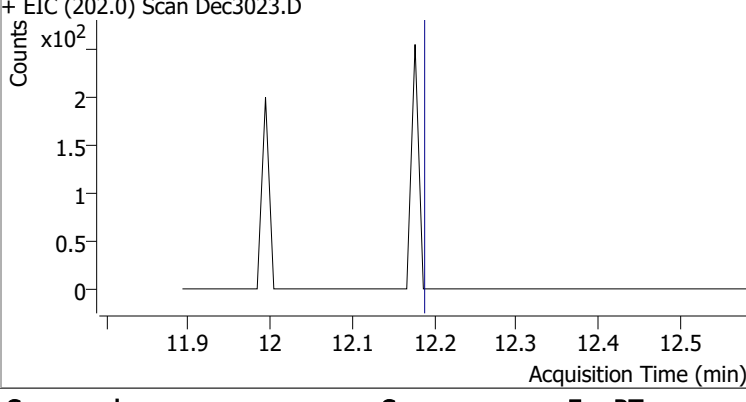
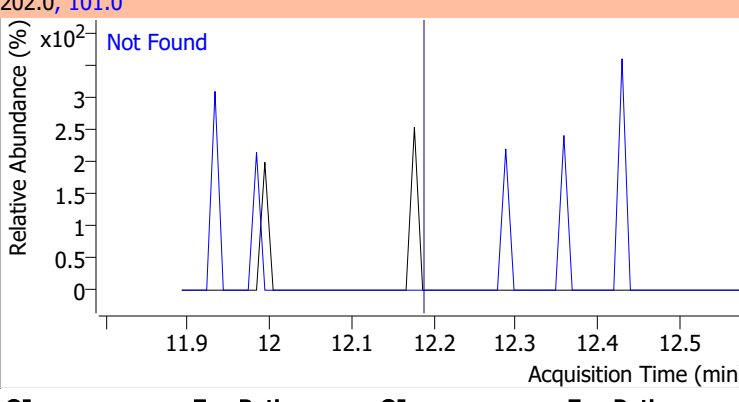
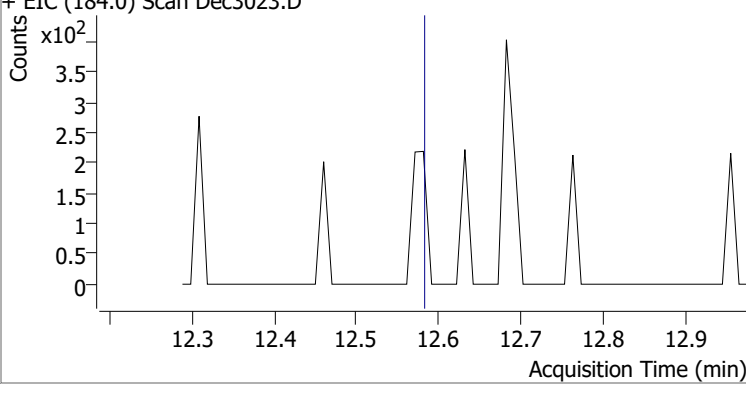
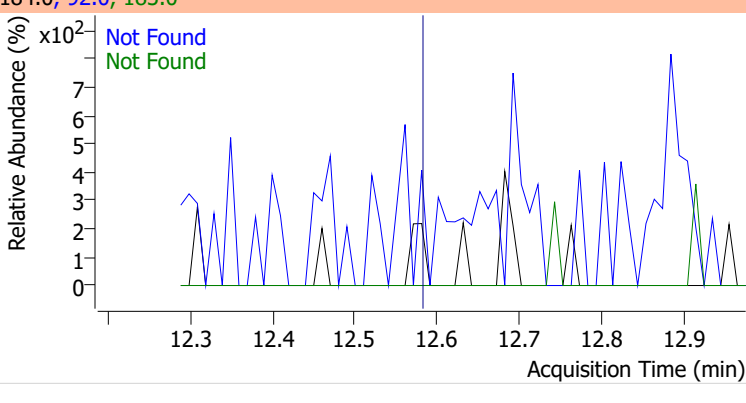
| Compound | Conc. | Exp RT | QIon | Exp Ratio | QIon | Exp Ratio |
|-----------|-------|--------|-------|-----------|-------|-----------|
| Triallate | N.D. | 10.46 | 143.0 | 22.0 | 268.0 | 18.2 |



| Compound | Conc. | Exp RT | QIon | Exp Ratio |
|-----------|-------|--------|-------|-----------|
| Carbazole | N.D. | 10.65 | 139.0 | 13.0 |

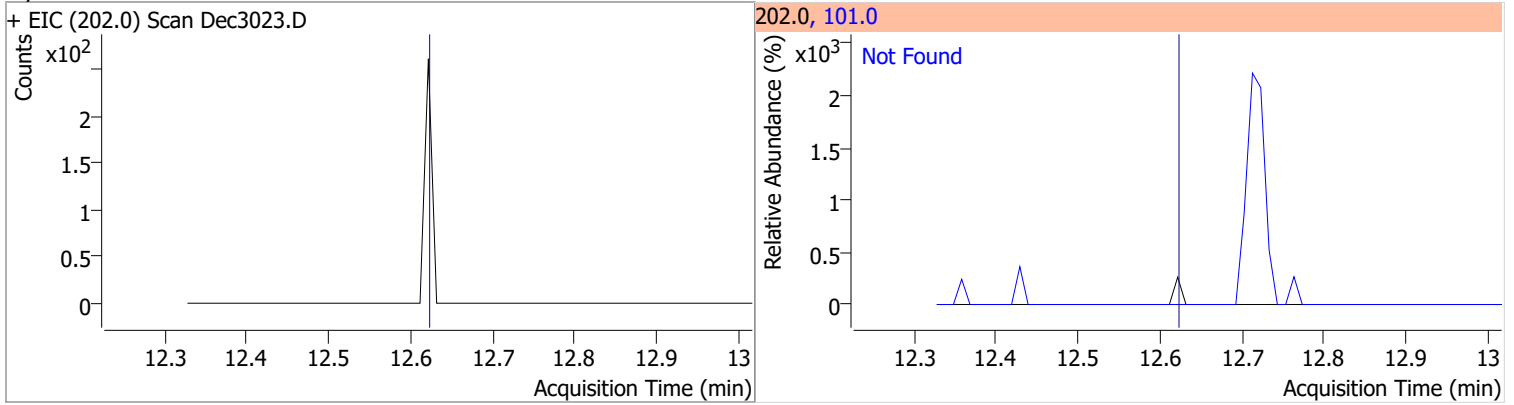


Quantitation Results Report (QT Reviewed)

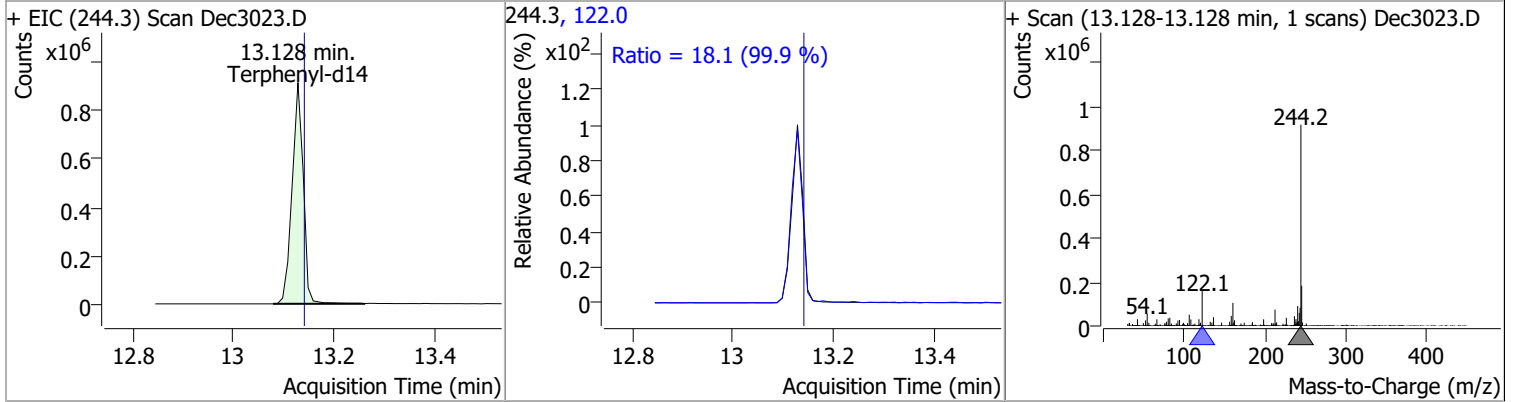
| Compound | Conc. | Exp RT | QIon | Exp Ratio | QIon | Exp Ratio |
|--|--|--------|---------------------|-----------|-------|-----------|
| o-Terphenyl | N.D. | 10.87 | 229.0 | 67.7 | 215.0 | 38.2 |
| + EIC (230.0) Scan Dec3023.D | | | 230.0, 229.0, 215.0 | | | |
|  |  | | | | | |
| Di-n-Butylphthalate | N.D. | 11.26 | 150.0 | 9.1 | 104.0 | 6.2 |
| + EIC (149.0) Scan Dec3023.D | | | 149.0, 150.0, 104.0 | | | |
|  |  | | | | | |
| Fluoranthene | N.D. | 12.19 | 101.0 | 15.0 | | |
| + EIC (202.0) Scan Dec3023.D | | | 202.0, 101.0 | | | |
|  |  | | | | | |
| Benzidine | N.D. | 12.58 | 183.0 | 11.5 | 92.0 | 9.0 |
| + EIC (184.0) Scan Dec3023.D | | | 184.0, 92.0, 183.0 | | | |
|  |  | | | | | |

Quantitation Results Report (QT Reviewed)

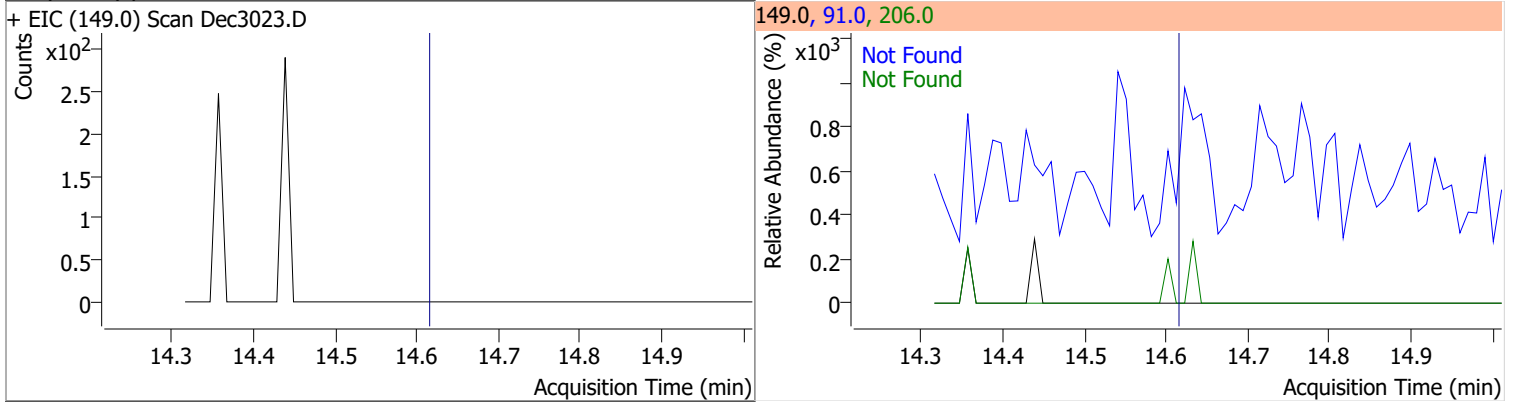
| Compound | Conc. | Exp RT | QIon | Exp Ratio |
|----------|-------|--------|-------|-----------|
| Pyrene | N.D. | 12.62 | 101.0 | 18.5 |



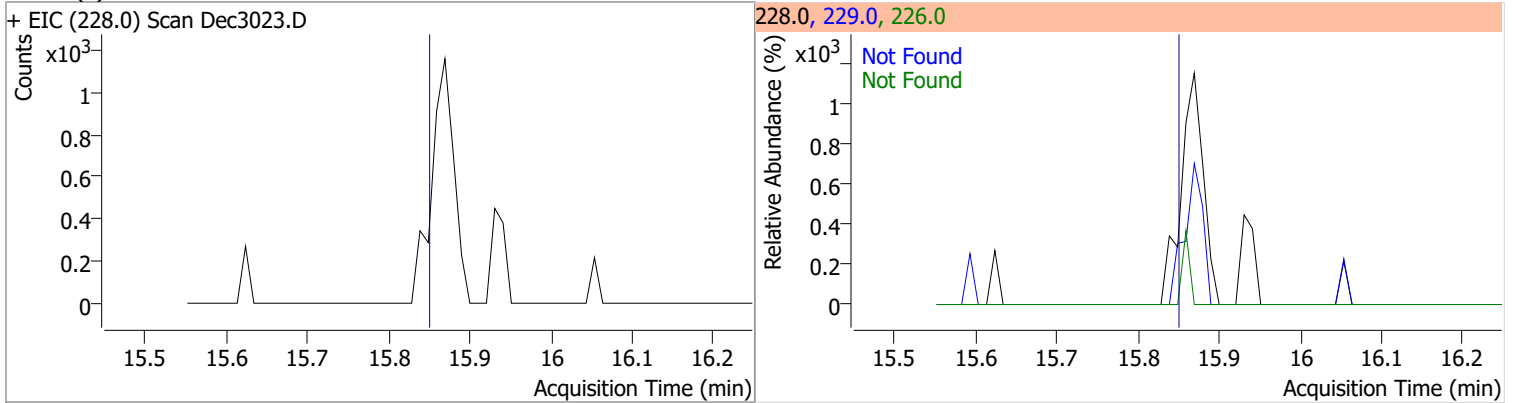
| Compound | Conc. | RT | Dev(Min) | Resp. | QIon | QRatio | Lower | Upper |
|---------------|---------|-------|----------|---------|-------|--------|-------|-------|
| Terphenyl-d14 | 93.5655 | 13.13 | -0.01 | 1414844 | 122.0 | 18.1 | 12.7 | 23.5 |



| Compound | Conc. | Exp RT | QIon | Exp Ratio | QIon | Exp Ratio |
|----------------------|-------|--------|------|-----------|-------|-----------|
| Butylbenzylphthalate | N.D. | 14.63 | 91.0 | 94.6 | 206.0 | 14.9 |

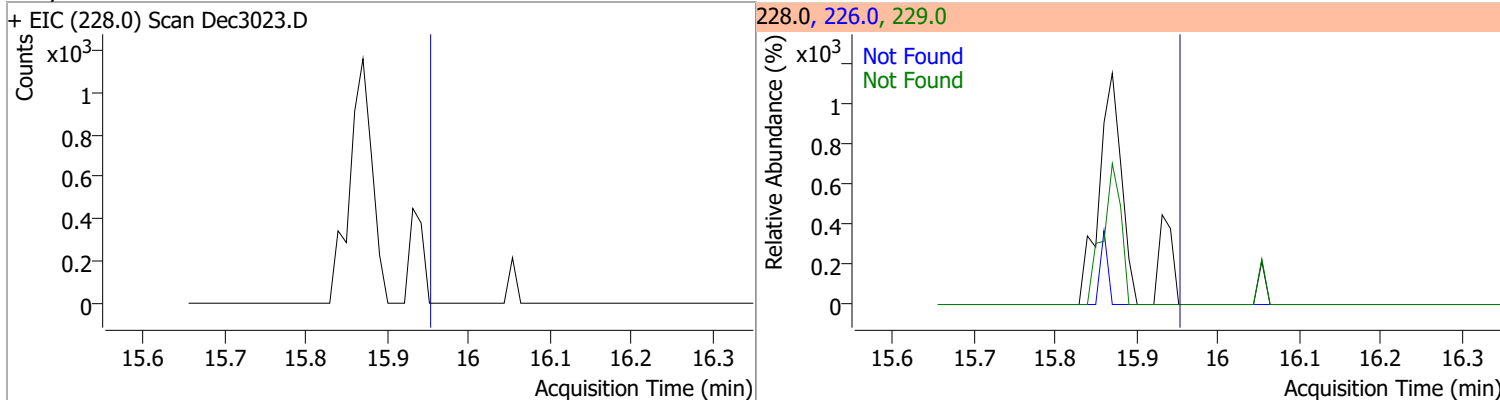


| Compound | Conc. | Exp RT | QIon | Exp Ratio | QIon | Exp Ratio |
|--------------------|-------|--------|-------|-----------|-------|-----------|
| Benzo(a)Anthracene | N.D. | 15.87 | 226.0 | 26.7 | 229.0 | 21.3 |

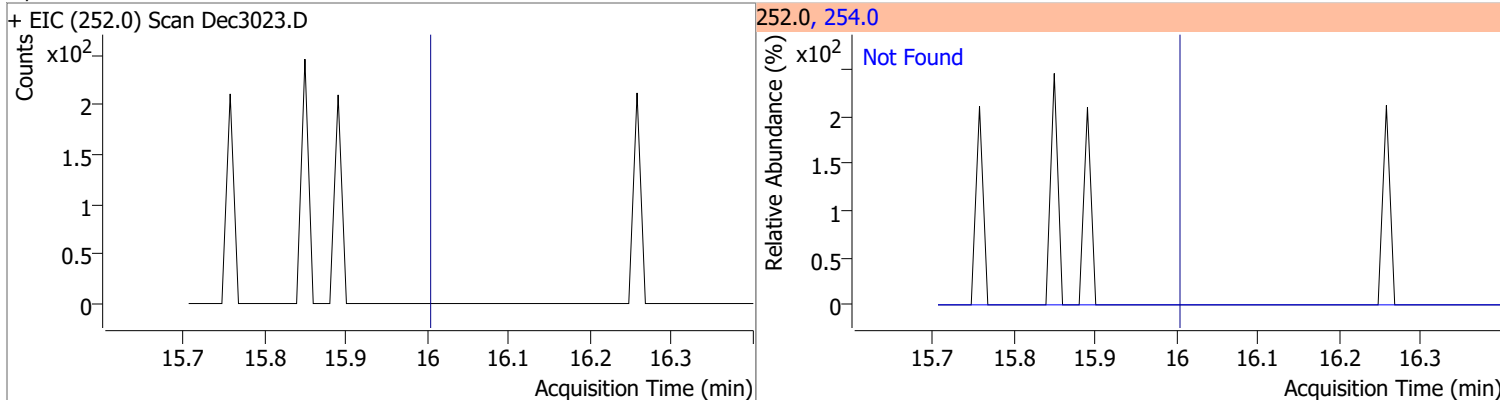


Quantitation Results Report (QT Reviewed)

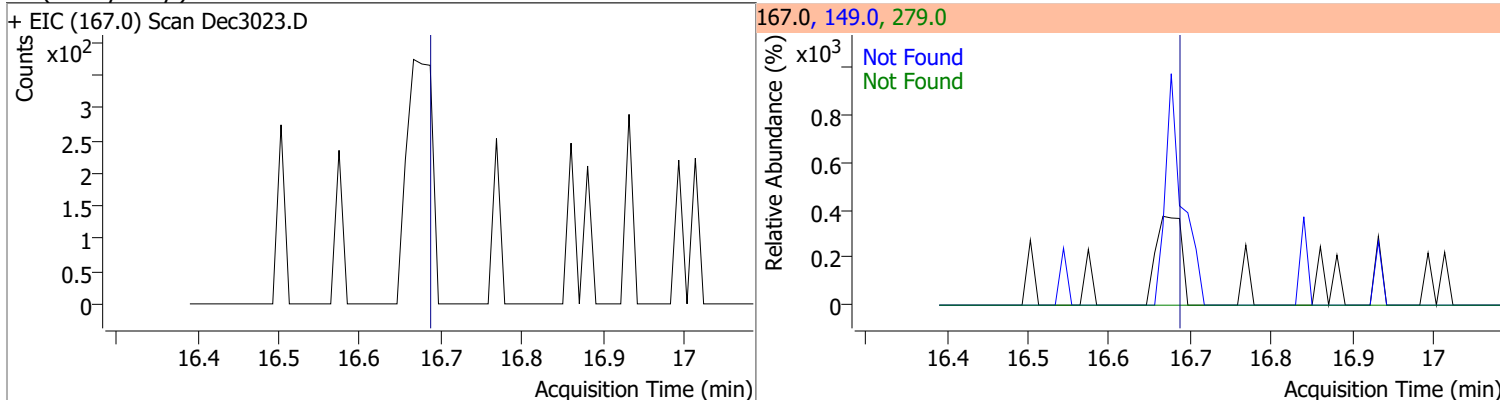
| Compound | Conc. | Exp RT | QIon | Exp Ratio | QIon | Exp Ratio |
|----------|-------|--------|-------|-----------|-------|-----------|
| Chrysene | N.D. | 15.97 | 226.0 | 30.6 | 229.0 | 20.9 |



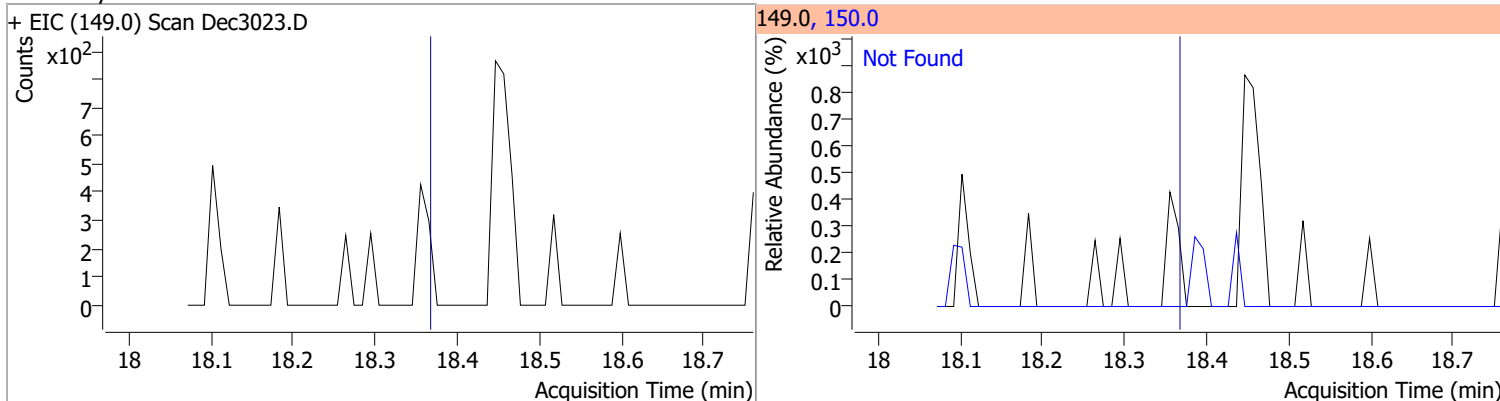
| Compound | Conc. | Exp RT | QIon | Exp Ratio |
|-----------------------|-------|--------|-------|-----------|
| 3,3-Dichlorobenzidine | N.D. | 16.02 | 254.0 | 62.0 |



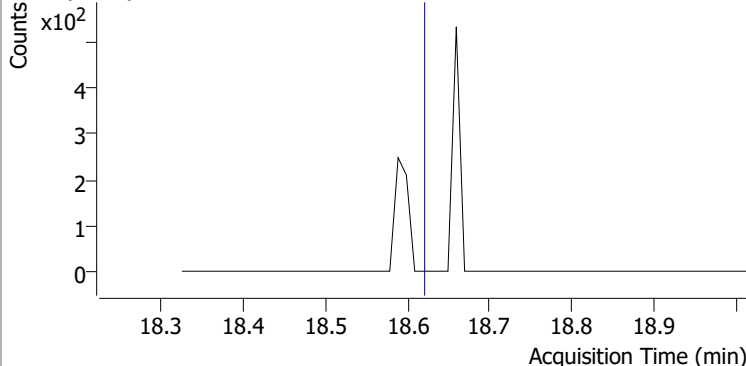
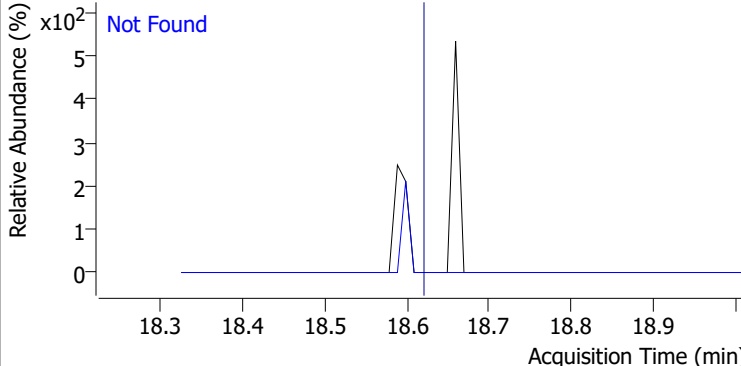
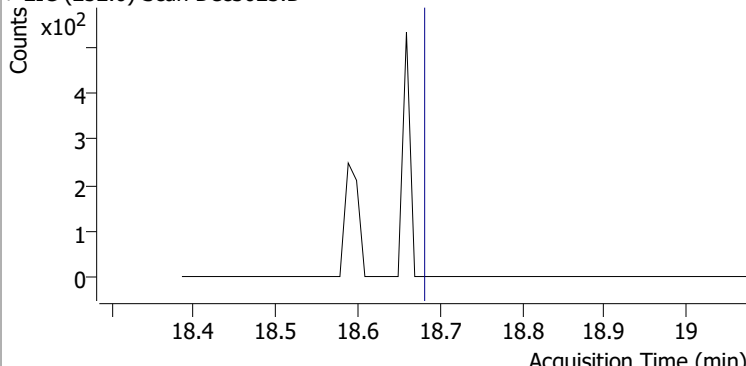
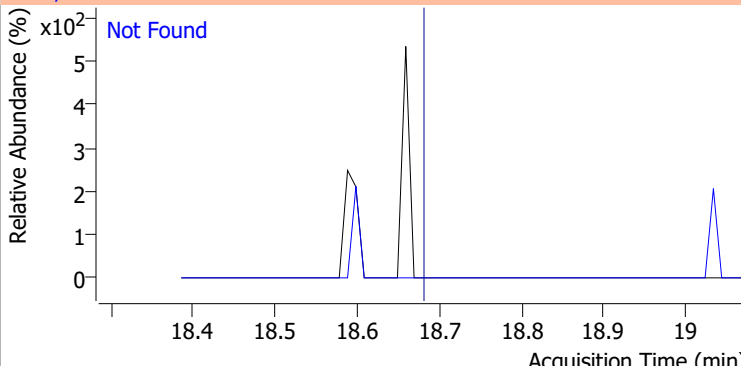
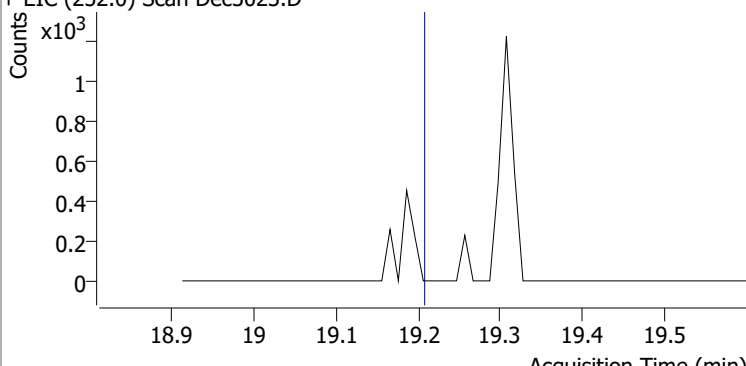
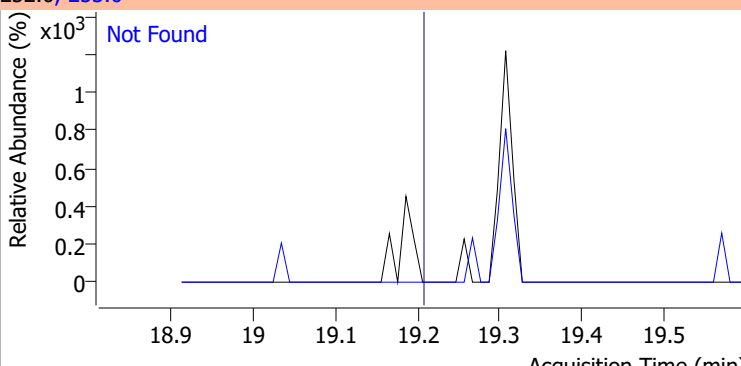
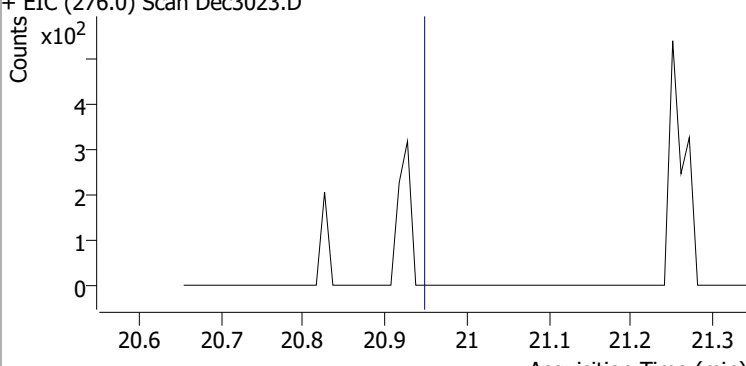
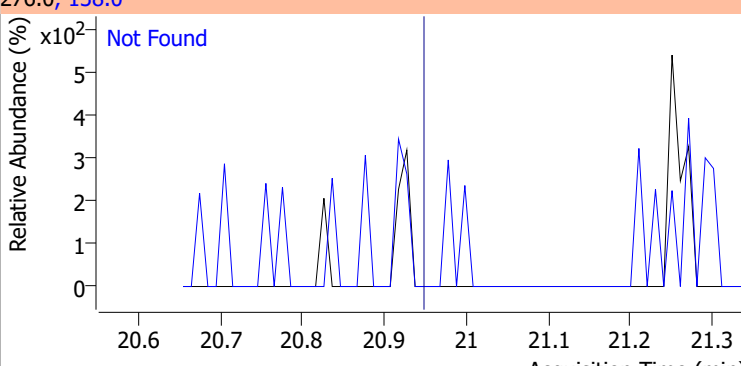
| Compound | Conc. | Exp RT | QIon | Exp Ratio | QIon | Exp Ratio |
|----------------------------|-------|--------|-------|-----------|-------|-----------|
| bis(2-ethylhexyl)Phthalate | N.D. | 16.71 | 149.0 | 421.6 | 279.0 | 11.2 |



| Compound | Conc. | Exp RT | QIon | Exp Ratio |
|----------------------|-------|--------|-------|-----------|
| Di-n-octyl Phthalate | N.D. | 18.38 | 150.0 | 9.7 |

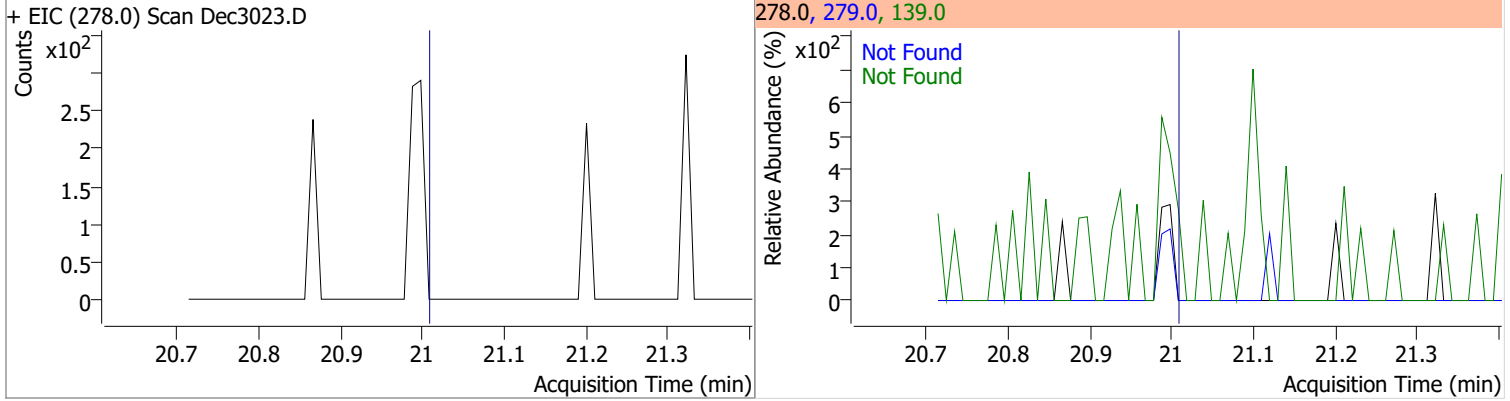


Quantitation Results Report (QT Reviewed)

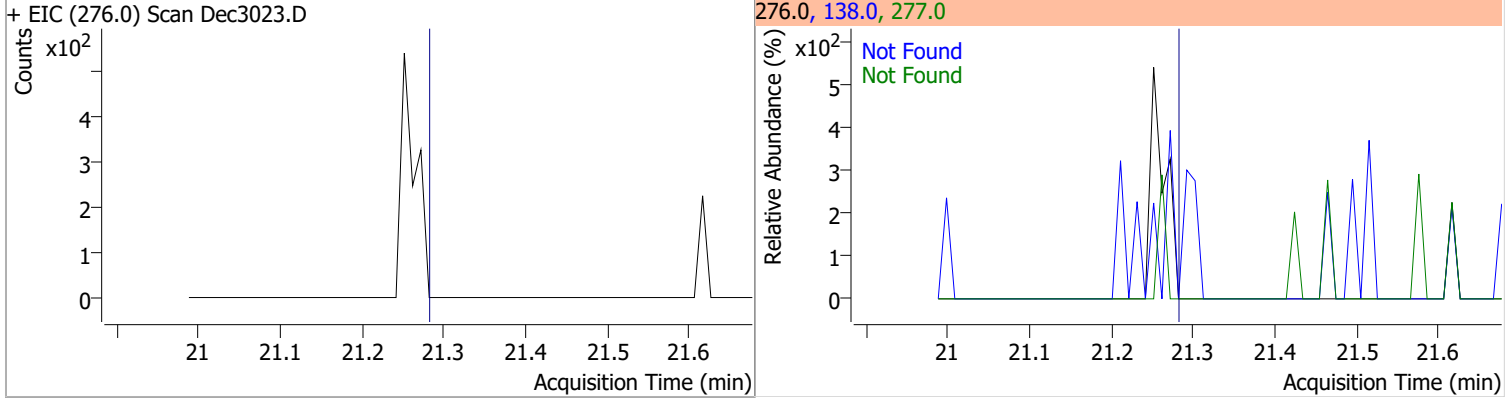
| Compound | Conc. | Exp RT | QIon | Exp Ratio |
|--|--|--------|--------------|-----------|
| Benzo(b)fluoranthene | N.D. | 18.63 | 253.0 | 21.4 |
| + EIC (252.0) Scan Dec3023.D | | | 252.0, 253.0 | |
|  |  | | | |
| Benzo(k)fluoranthene | N.D. | 18.69 | 253.0 | 21.7 |
| + EIC (252.0) Scan Dec3023.D | | | 252.0, 253.0 | |
|  |  | | | |
| Benzo(a)pyrene | N.D. | 19.22 | 253.0 | 22.9 |
| + EIC (252.0) Scan Dec3023.D | | | 252.0, 253.0 | |
|  |  | | | |
| Indeno(1,2,3-c,d)pyrene | N.D. | 20.96 | 138.0 | 39.1 |
| + EIC (276.0) Scan Dec3023.D | | | 276.0, 138.0 | |
|  |  | | | |

Quantitation Results Report (QT Reviewed)

| Compound | Conc. | Exp RT | QIon | Exp Ratio | QIon | Exp Ratio |
|------------------------|-------|--------|-------|-----------|-------|-----------|
| Dibenzo(a,h)anthracene | N.D. | 21.02 | 139.0 | 30.6 | 279.0 | 24.6 |

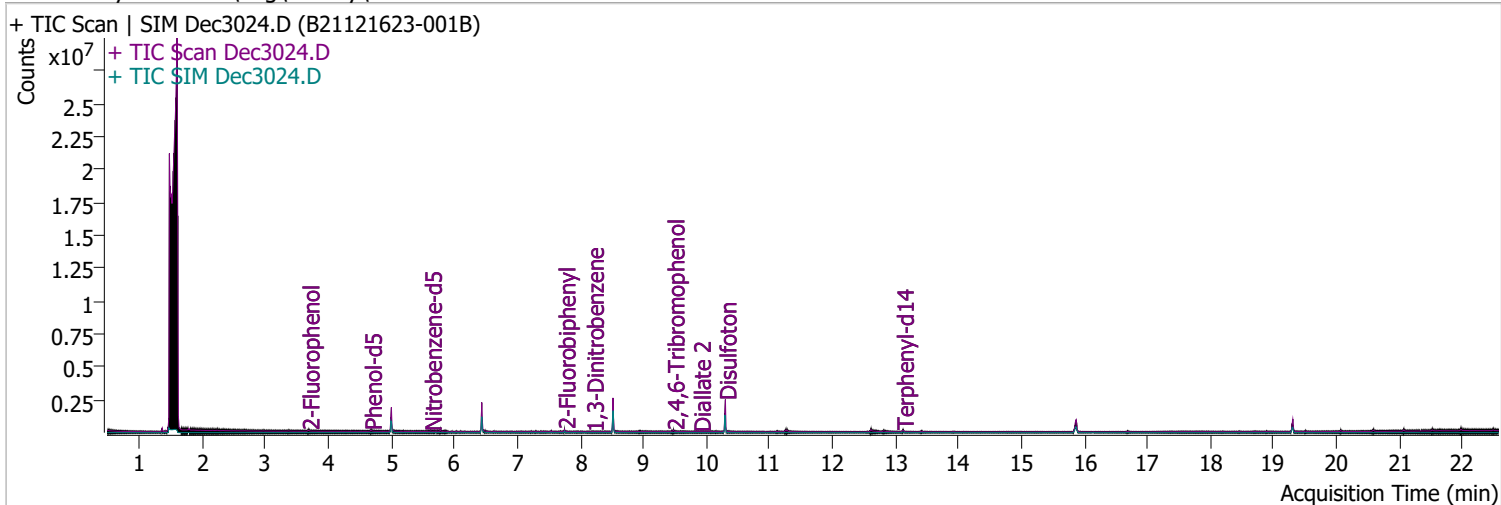


| Compound | Conc. | Exp RT | QIon | Exp Ratio | QIon | Exp Ratio |
|----------------------|-------|--------|-------|-----------|-------|-----------|
| Benzo(g,h,i)perylene | N.D. | 21.29 | 138.0 | 41.5 | 277.0 | 23.8 |



Quantitation Results Report (QT Reviewed)

| | | | |
|----------------|----------------------------|-------------------|------------------------|
| Data File | Dec3024.D | Operator | LIMS import |
| Acq. Method | BNA+SIM.M | Acq. Date-Time | 12/31/2021 12:39:23 AM |
| Sample Name | B21121623-001B | Instrument | Instrument #1 |
| Vial | 24 | Multiplier | 1.00 |
| DA Method File | 122821 bna 1 CAL.batch.bin | Comment | SVOC-8270-W |
| Tune File | dftppdsm.u | Tune Date | 11/24/2021 11:15:00 AM |
| Batch Name | 123021 bna 1.batch.bin | Last Calib Update | 1/3/2022 10:10:10 AM |
| Ref Library | D:\Org\Library\NIST129K.l | | |



| Compound | RT | QIon | Resp. | Conc. | Units | Dev(Min) |
|----------|----|------|-------|-------|-------|----------|
|----------|----|------|-------|-------|-------|----------|

Internal Standards

System Monitoring Compounds

| | | | | | | |
|------------------------|----------------------|-------|-------|------------------|------|--------|
| S 2-Fluorophenol | 3.684 | 112.0 | 35823 | 5.0898 | µg/L | -0.020 |
| Spiked Amount: 200.000 | Range: 10.0 - 75.0% | | | Recovery = 2.54% | | * |
| S Phenol-d5 | 4.675 | 99.0 | 34595 | 4.1834 | µg/L | -0.010 |
| Spiked Amount: 200.000 | Range: 10.0 - 65.0% | | | Recovery = 2.09% | | * |
| S Nitrobenzene-d5 | 5.624 | 82.0 | 11951 | 2.1329 | µg/L | 0.000 |
| Spiked Amount: 100.000 | Range: 32.0 - 94.0% | | | Recovery = 2.13% | | * |
| S 2-Fluorobiphenyl | 7.749 | 172.0 | 55360 | 2.9988 | µg/L | 0.000 |
| Spiked Amount: 100.000 | Range: 28.0 - 107.0% | | | Recovery = 3.00% | | * |
| S 2,4,6-Tribromophenol | 9.479 | 329.8 | 6702 | 9.4322 | µg/L | 0.000 |
| Spiked Amount: 200.000 | Range: 25.0 - 140.0% | | | Recovery = 4.72% | | * |
| S Terphenyl-d14 | 13.118 | 244.3 | 58330 | 4.1789 | µg/L | -0.020 |
| Spiked Amount: 100.000 | Range: 32.0 - 122.0% | | | Recovery = 4.18% | | * |

Target Compounds

| Target Compounds | RT | QIon | Resp. | Conc. | Units | Dev(Min) | QValue |
|-------------------------------|-------|------|-------|-------|-------|----------|--------|
| T N-Nitrosodimethylamine | 0.000 | | 0 | N.D. | | | |
| T Pyridine | 0.000 | | 0 | N.D. | | | |
| T Aniline | 0.000 | | 0 | N.D. | | | |
| T Phenol | 0.000 | | 0 | N.D. | | | |
| T bis(-2-Chloroethyl)Ether | 0.000 | | 0 | N.D. | | | |
| T 2-Chlorophenol | 0.000 | | 0 | N.D. | | | |
| T 1,3-Dichlorobenzene | 0.000 | | 0 | N.D. | | | |
| T 1,4-Dichlorobenzene | 0.000 | | 0 | N.D. | | | |
| T 1,2-Dichlorobenzene | 0.000 | | 0 | N.D. | | | |
| T Benzyl Alcohol | 0.000 | | 0 | N.D. | | | |
| T bis(2-chloroisopropyl)Ether | 0.000 | | 0 | N.D. | | | |
| T 2-Methylphenol | 0.000 | | 0 | N.D. | | | |
| T N-nitroso-Di-n-propylamine | 0.000 | | 0 | N.D. | | | |
| T 4Methylphenol/3Methylphenol | 0.000 | | 0 | N.D. | | | |
| T Hexachloroethane | 0.000 | | 0 | N.D. | | | |

Quantitation Results Report (QT Reviewed)

| Compound | RT | QIon | Resp. | Conc. | Units | Dev(Min) |
|-------------------------------|-------|-------|-------|-------|---------|----------|
| T Nitrobenzene | 0.000 | | 0 | N.D. | | |
| T Isophorone | 0.000 | | 0 | N.D. | | |
| T 2-Nitrophenol | 0.000 | | 0 | N.D. | | |
| T 2,4-Dimethylphenol | 0.000 | | 0 | N.D. | | |
| T bis(-2-Chloroethoxy)Methane | 0.000 | | 0 | N.D. | | |
| T Benzoic Acid | 0.000 | | 0 | N.D. | | |
| T 2,4-Dichlorophenol | 0.000 | | 0 | N.D. | | |
| T 1,2,4-Trichlorobenzene | 0.000 | | 0 | N.D. | | |
| T Naphthalene | 0.000 | | 0 | N.D. | | |
| T 4-Chlorophenol | 0.000 | | 0 | N.D. | | |
| T p-Chloroaniline | 0.000 | | 0 | N.D. | | |
| T Hexachlorobutadiene | 0.000 | | 0 | N.D. | | |
| T 4-Chloro-2-Methylphenol | 0.000 | | 0 | N.D. | | |
| T 4-Chloro-3-Methylphenol | 0.000 | | 0 | N.D. | | |
| T 2-Methylnaphthalene | 0.000 | | 0 | N.D. | | |
| T 1-Methylnaphthalene | 0.000 | | 0 | N.D. | | |
| T Hexachlorocyclopentadiene | 0.000 | | 0 | N.D. | | |
| T 2,4,6-Trichlorophenol | 0.000 | | 0 | N.D. | | |
| T 2,4,5-Trichlorophenol | 0.000 | | 0 | N.D. | | |
| T 2-Chloronaphthalene | 0.000 | | 0 | N.D. | | |
| T 2-Nitroaniline | 0.000 | | 0 | N.D. | | |
| T Dimethyl Phthalate | 8.517 | 163.0 | 0 | | µg/L md | 1 |
| T 2,6-Dinitrotoluene | 8.517 | 165.0 | 0 | | µg/L md | 1 |
| T Acenaphthylene | 0.000 | | 0 | N.D. | | |
| T 3-Nitroaniline | 0.000 | | 0 | N.D. | | |
| T Acenaphthene | 0.000 | | 0 | N.D. | | |
| T 2,4-Dinitrophenol | 0.000 | | 0 | N.D. | | |
| T Dibenzofuran | 0.000 | | 0 | N.D. | | |
| T 4-Nitrophenol | 0.000 | | 0 | N.D. | | |
| T 2,4-Dinitrotoluene | 0.000 | | 0 | N.D. | | |
| T Diethylphthalate | 0.000 | | 0 | N.D. | | |
| T Fluorene | 0.000 | | 0 | N.D. | | |
| T 4-Chlorophenyl-phenylether | 0.000 | | 0 | N.D. | | |
| T 4-Nitroaniline | 0.000 | | 0 | N.D. | | |
| T 4,6-Dinitro-2-methylphenol | 0.000 | | 0 | N.D. | | |
| T N-nitrosodiphenylamine | 0.000 | | 0 | N.D. | | |
| T Azobenzene | 0.000 | | 0 | N.D. | | |
| T 4-Bromophenyl-phenylether | 0.000 | | 0 | N.D. | | |
| T Hexachlorobenzene | 0.000 | | 0 | N.D. | | |
| T Pentachlorophenol | 0.000 | | 0 | N.D. | | |
| T Phenanthrene | 0.000 | | 0 | N.D. | | |
| T Anthracene | 0.000 | | 0 | N.D. | | |
| T Triallate | 0.000 | | 0 | N.D. | | |
| T Carbazole | 0.000 | | 0 | N.D. | | |
| T o-Terphenyl | 0.000 | | 0 | N.D. | | |
| T Di-n-Butylphthalate | 0.000 | | 0 | N.D. | | |
| T Fluoranthene | 0.000 | | 0 | N.D. | | |
| T Benzidine | 0.000 | | 0 | N.D. | | |
| T Pyrene | 0.000 | | 0 | N.D. | | |
| T Butylbenzylphthalate | 0.000 | | 0 | N.D. | | |
| T Benzo(a)Anthracene | 0.000 | | 0 | N.D. | | |
| T Chrysene | 0.000 | | 0 | N.D. | | |
| T 3,3-Dichlorobenzidine | 0.000 | | 0 | N.D. | | |
| T bis(2-ethylhexyl)Phthalate | 0.000 | | 0 | N.D. | | |
| T Di-n-octyl Phthalate | 0.000 | | 0 | N.D. | | |

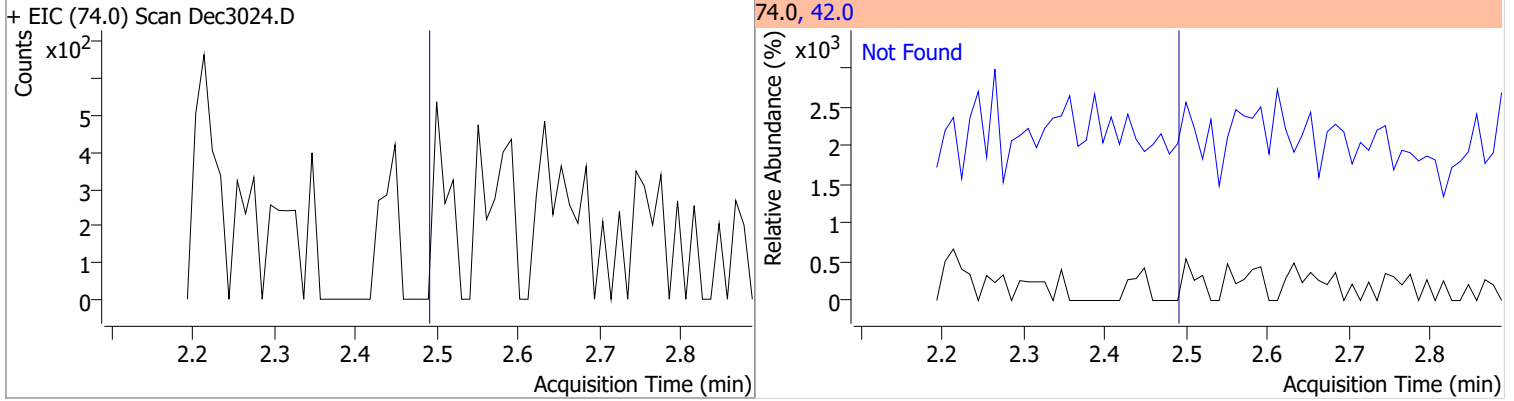
Quantitation Results Report (QT Reviewed)

| Compound | RT | QIon | Resp. | Conc. | Units | Dev(Min) |
|---------------------------|-------|------|-------|-------|-------|----------|
| T Benzo(b)fluoranthene | 0.000 | | 0 | N.D. | | |
| T Benzo(k)fluoranthene | 0.000 | | 0 | N.D. | | |
| T Benzo(a)pyrene | 0.000 | | 0 | N.D. | | |
| T Indeno(1,2,3-c,d)pyrene | 0.000 | | 0 | N.D. | | |
| T Dibenzo(a,h)anthracene | 0.000 | | 0 | N.D. | | |
| T Benzo(g,h,i)perylene | 0.000 | | 0 | N.D. | | |

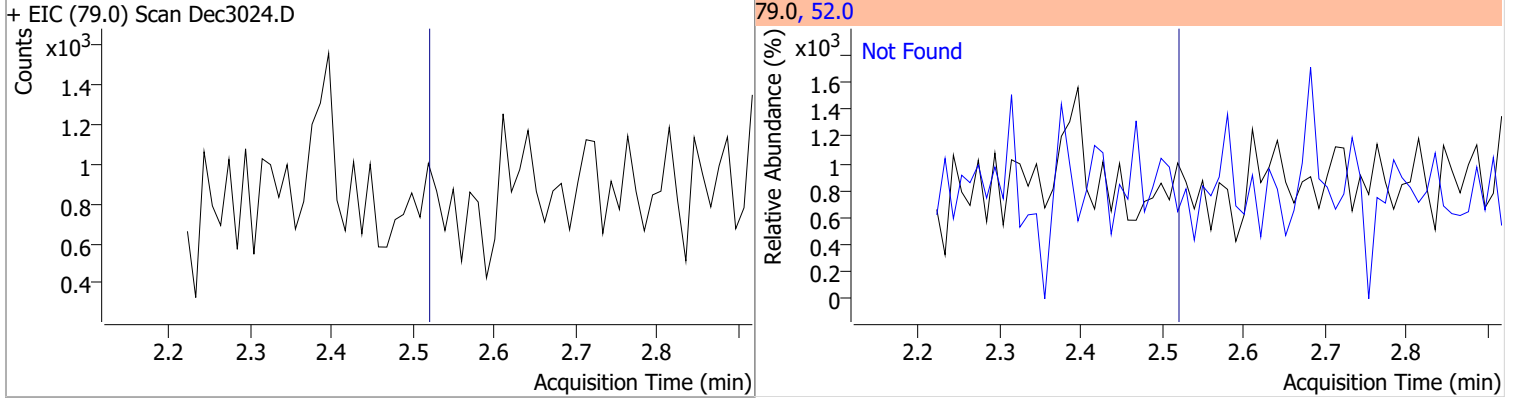
(#) = Qualifier Out of Range; (m) = Manual Integration; (+) = Area Summed; (*) = Surrogate Percent Recovery Out of Range; (d): Zeroed Peak

Quantitation Results Report (QT Reviewed)

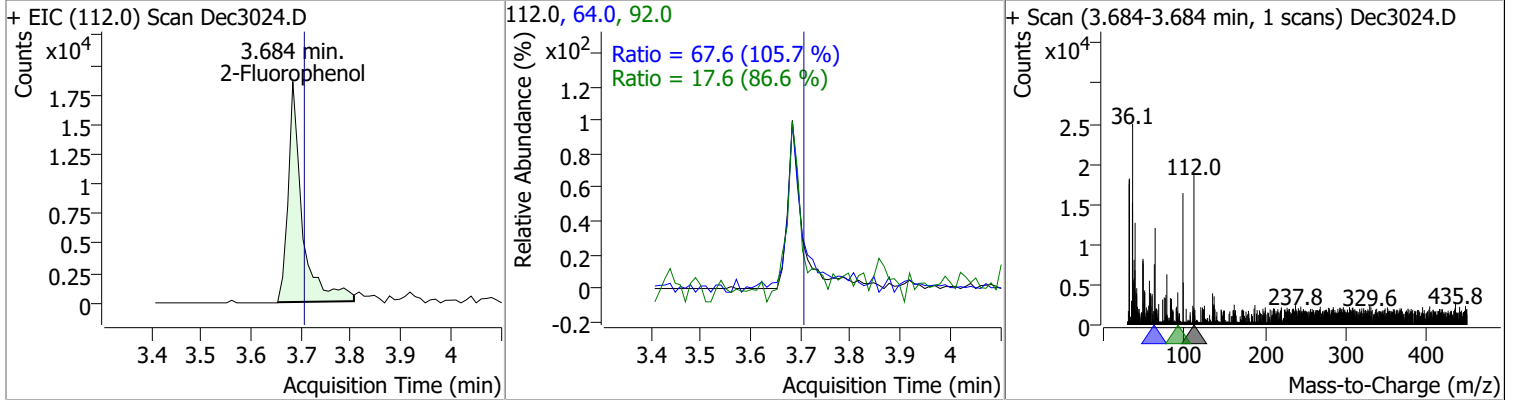
| Compound | Conc. | Exp RT | QIon | Exp Ratio |
|------------------------|-------|--------|------|-----------|
| N-Nitrosodimethylamine | N.D. | 2.49 | 42.0 | 184.8 |



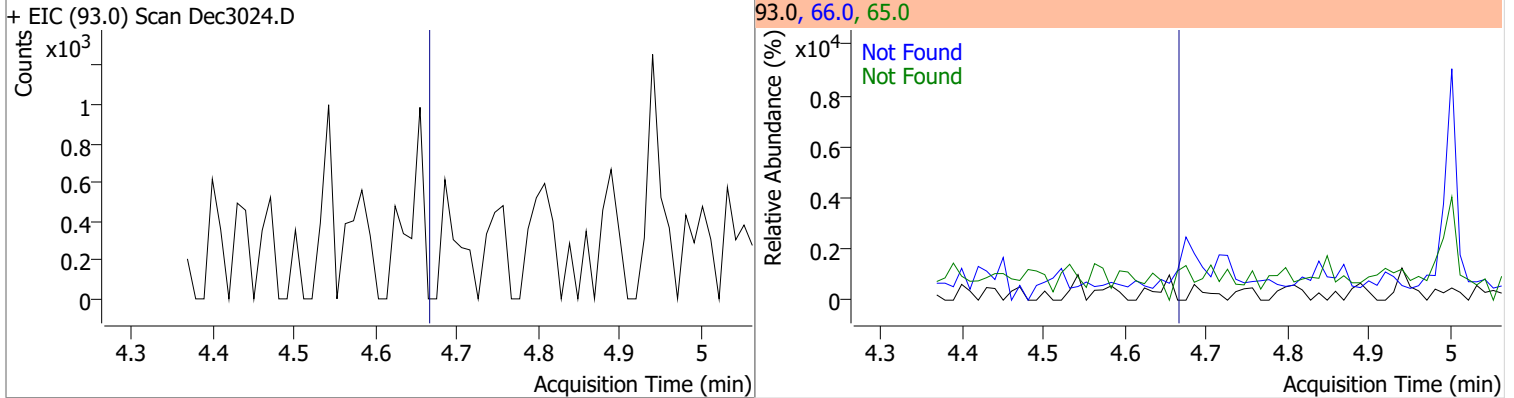
| Compound | Conc. | Exp RT | QIon | Exp Ratio |
|----------|-------|--------|------|-----------|
| Pyridine | N.D. | 2.52 | 52.0 | 135.8 |



| Compound | Conc. | RT | Dev(Min) | Resp. | QIon | QRatio | Lower | Upper |
|----------------|--------|------|----------|-------|------|--------|-------|-------|
| 2-Fluorophenol | 5.0898 | 3.68 | -0.02 | 35823 | 64.0 | 67.6 | 44.8 | 83.2 |
| | | | | | 92.0 | 17.6 | 14.2 | 26.4 |

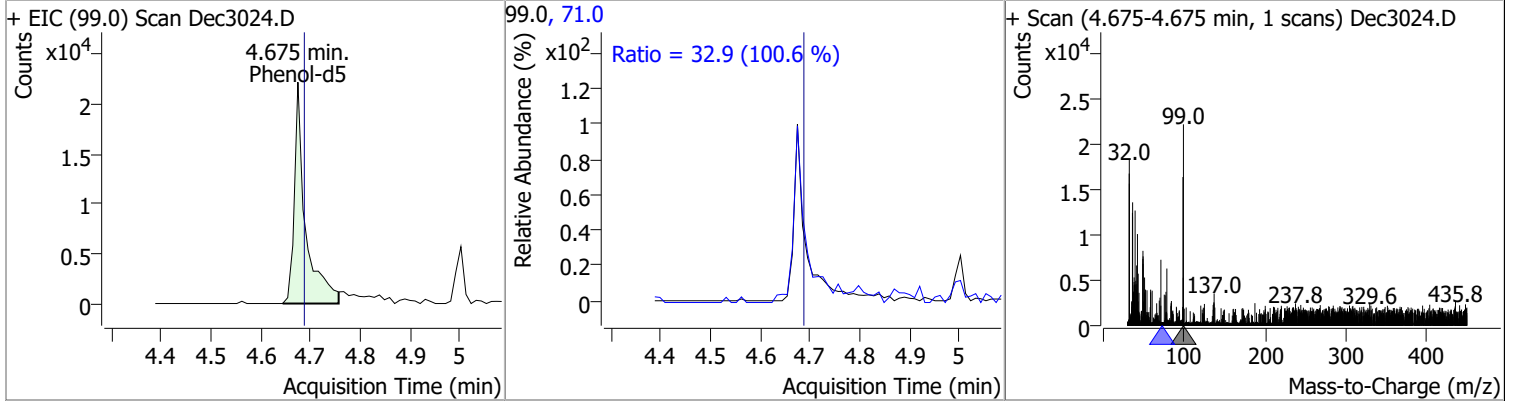


| Compound | Conc. | Exp RT | QIon | Exp Ratio | QIon | Exp Ratio |
|----------|-------|--------|------|-----------|------|-----------|
| Aniline | N.D. | 4.66 | 66.0 | 41.6 | 65.0 | 23.1 |

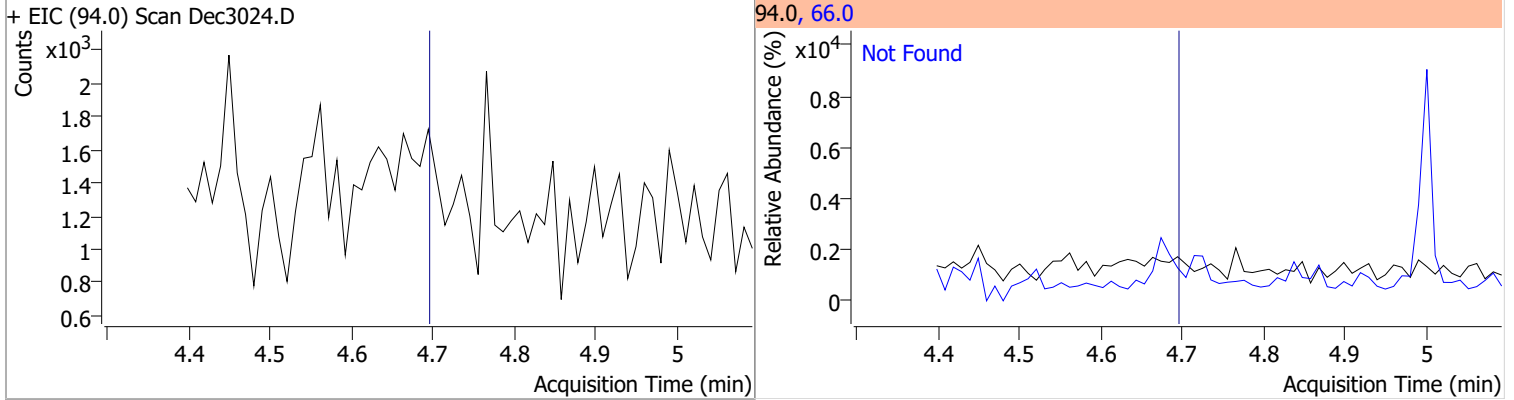


Quantitation Results Report (QT Reviewed)

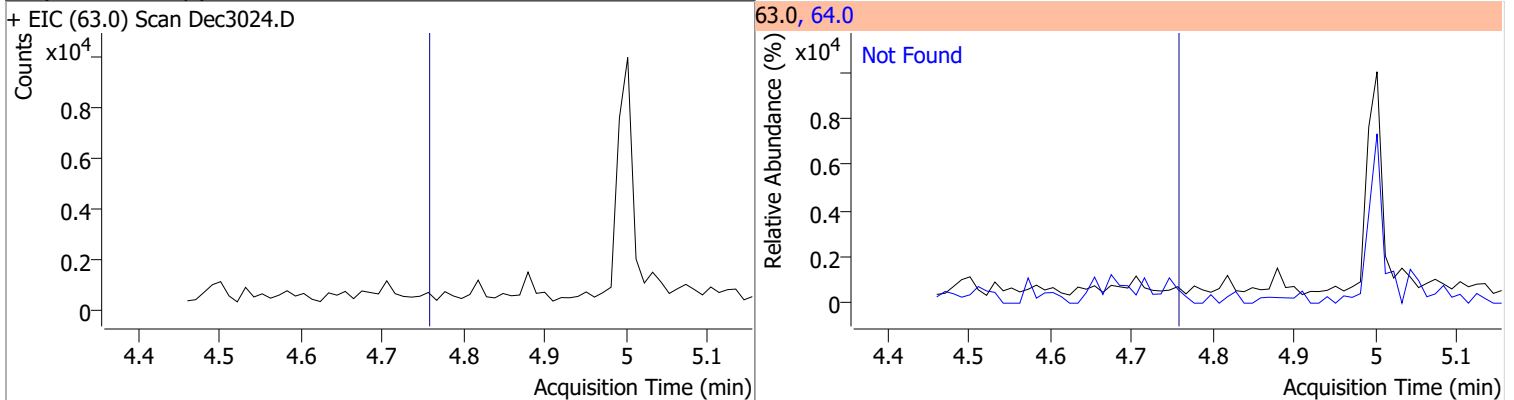
| Compound | Conc. | RT | Dev(Min) | Resp. | QIon | QRatio | Lower | Upper |
|-----------|--------|------|----------|-------|------|--------|-------|-------|
| Phenol-d5 | 4.1834 | 4.67 | -0.01 | 34595 | 71.0 | 32.9 | 22.9 | 42.5 |



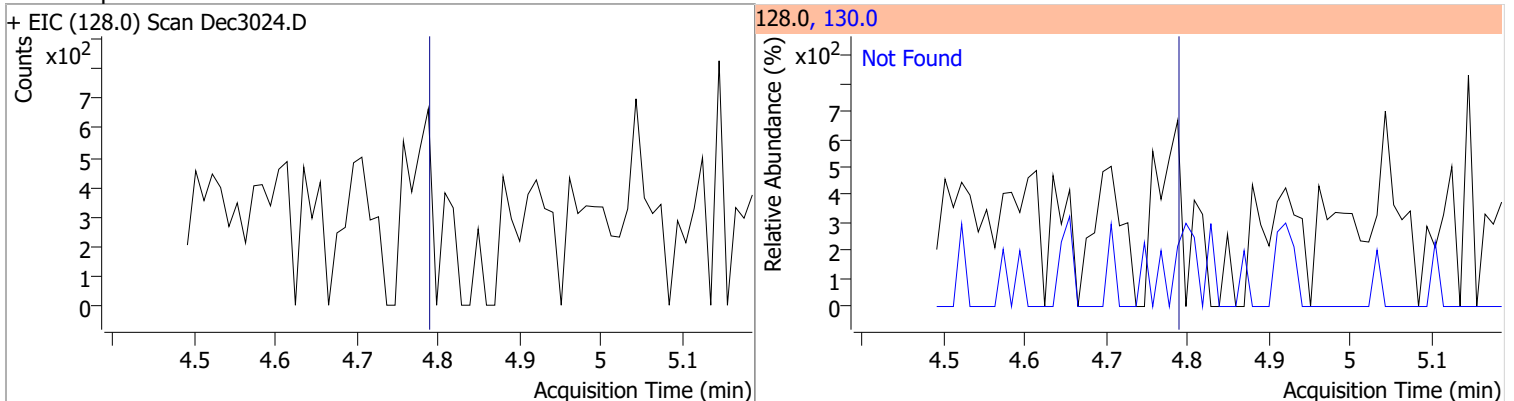
| Compound | Conc. | Exp RT | QIon | Exp Ratio |
|----------|-------|--------|------|-----------|
| Phenol | N.D. | 4.69 | 66.0 | 40.8 |



| Compound | Conc. | Exp RT | QIon | Exp Ratio |
|--------------------------|-------|--------|------|-----------|
| bis(-2-Chloroethyl)Ether | N.D. | 4.76 | 64.0 | 2.8 |

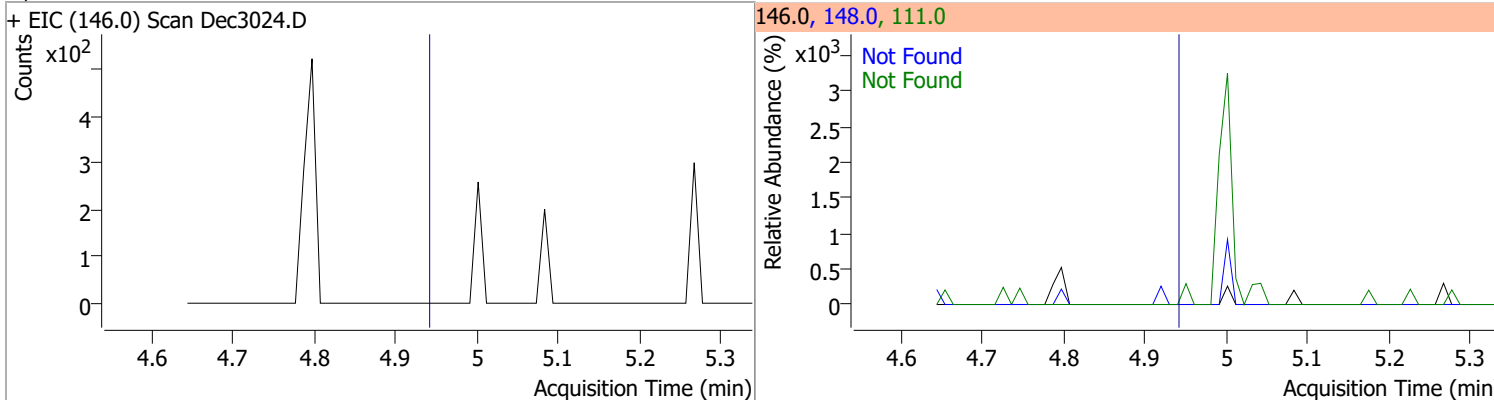


| Compound | Conc. | Exp RT | QIon | Exp Ratio |
|----------------|-------|--------|-------|-----------|
| 2-Chlorophenol | N.D. | 4.79 | 130.0 | 32.3 |

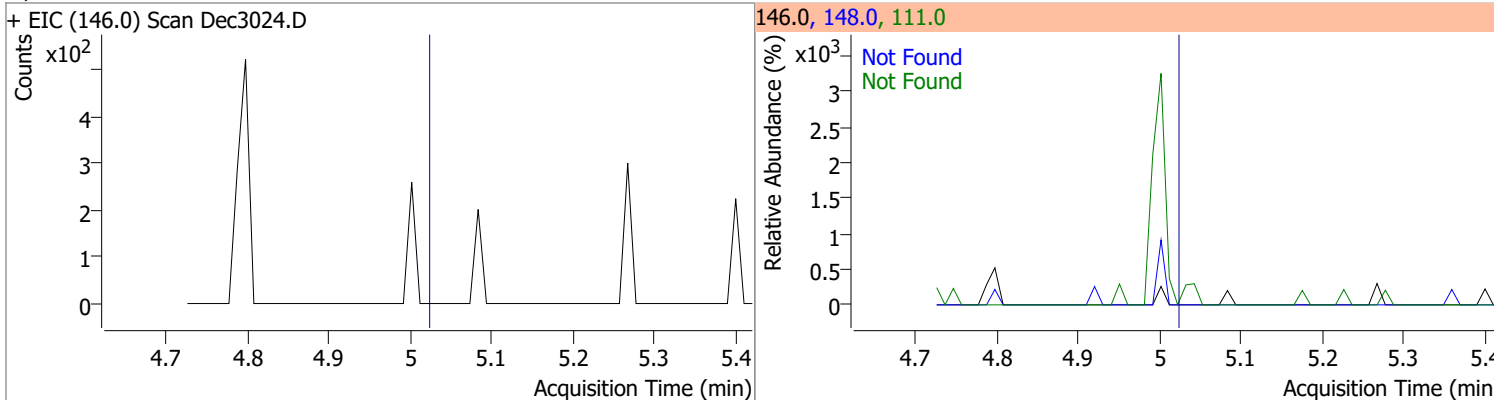


Quantitation Results Report (QT Reviewed)

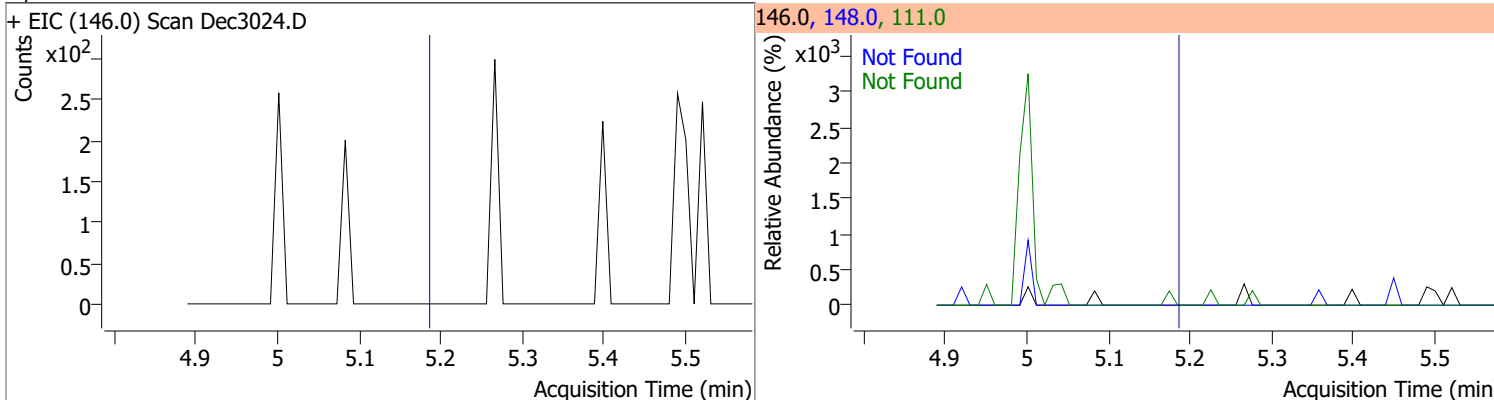
| Compound | Conc. | Exp RT | QIon | Exp Ratio | QIon | Exp Ratio |
|---------------------|-------|--------|-------|-----------|-------|-----------|
| 1,3-Dichlorobenzene | N.D. | 4.94 | 148.0 | 63.2 | 111.0 | 39.4 |



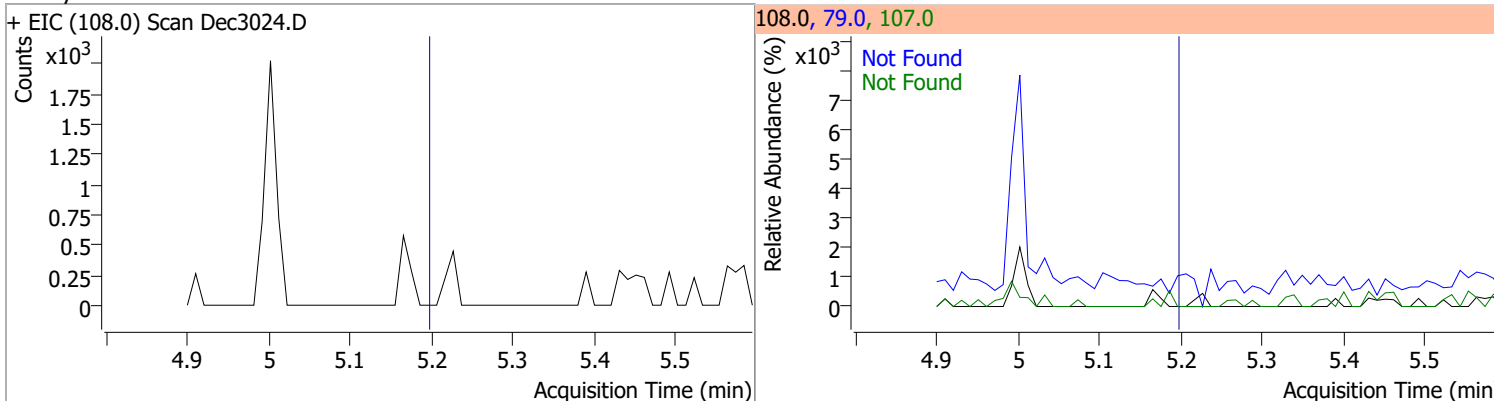
| Compound | Conc. | Exp RT | QIon | Exp Ratio | QIon | Exp Ratio |
|---------------------|-------|--------|-------|-----------|-------|-----------|
| 1,4-Dichlorobenzene | N.D. | 5.02 | 148.0 | 62.2 | 111.0 | 37.4 |



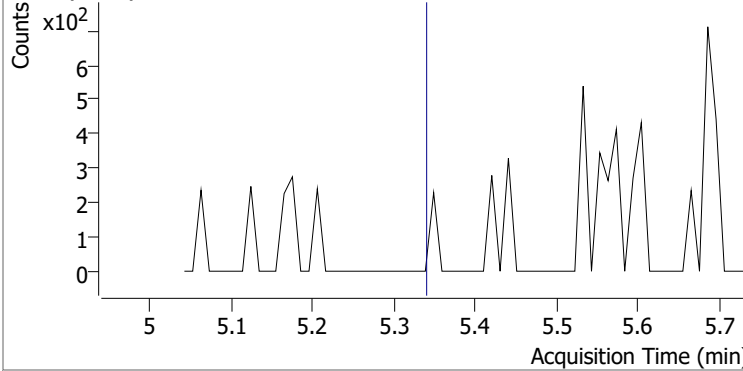
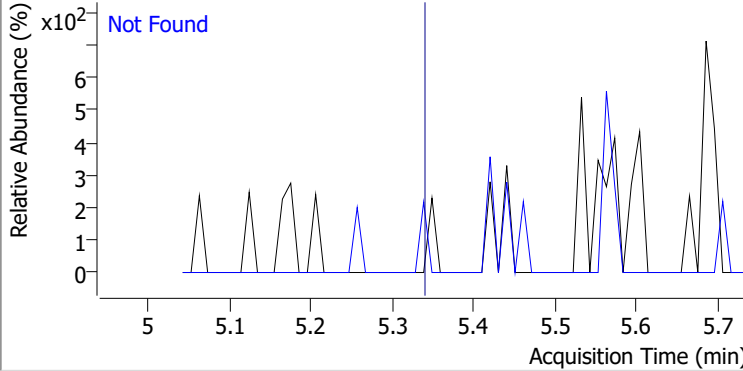
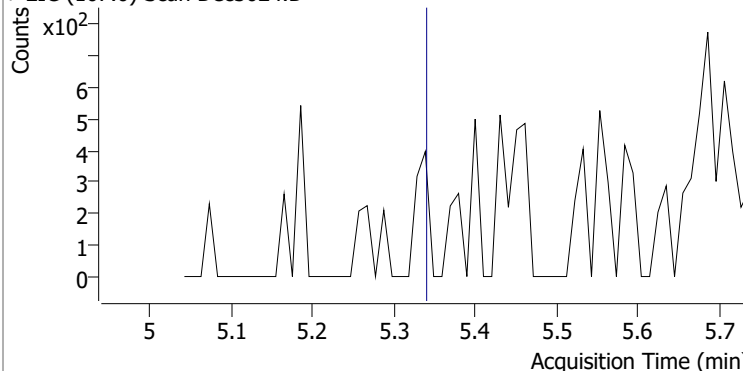
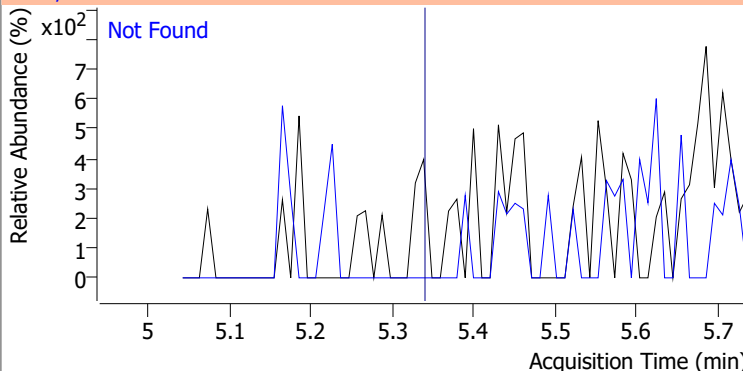
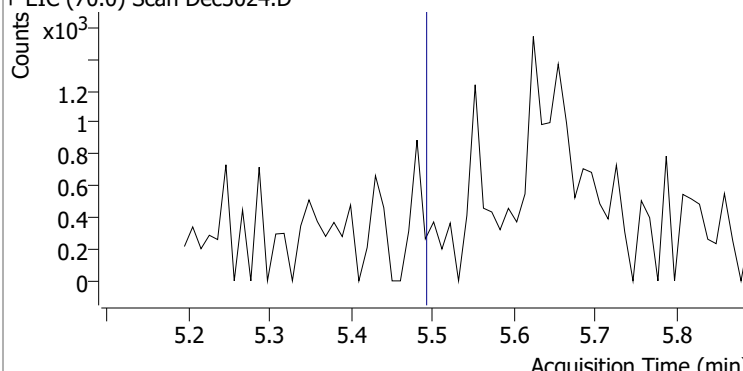
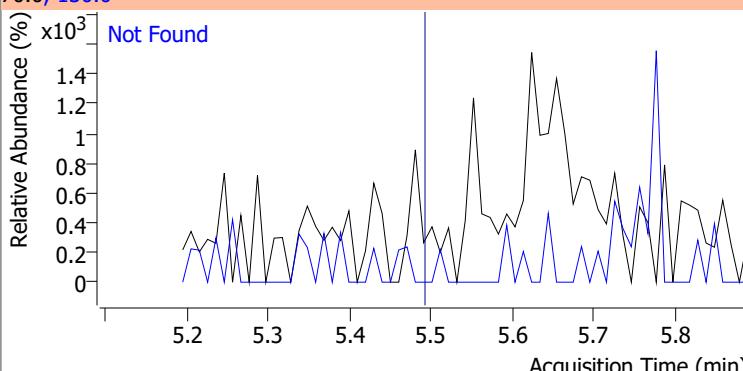
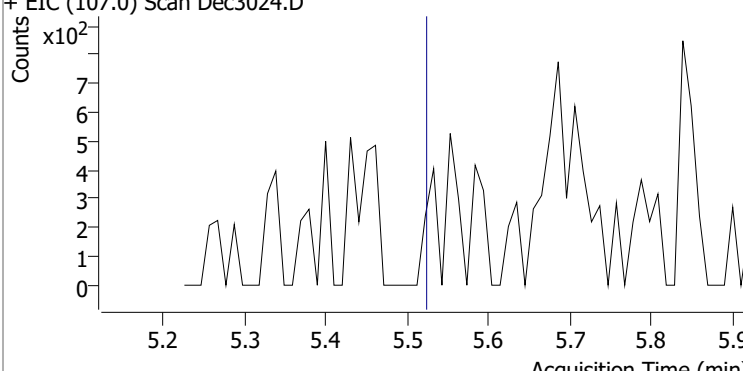
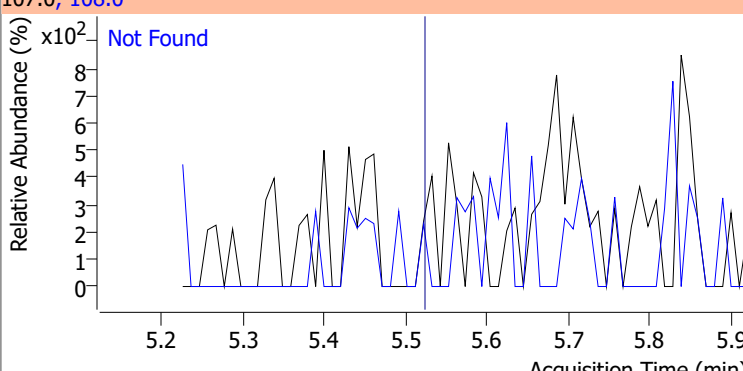
| Compound | Conc. | Exp RT | QIon | Exp Ratio | QIon | Exp Ratio |
|---------------------|-------|--------|-------|-----------|-------|-----------|
| 1,2-Dichlorobenzene | N.D. | 5.19 | 148.0 | 62.2 | 111.0 | 40.3 |



| Compound | Conc. | Exp RT | QIon | Exp Ratio | QIon | Exp Ratio |
|----------------|-------|--------|------|-----------|-------|-----------|
| Benzyl Alcohol | N.D. | 5.20 | 79.0 | 117.9 | 107.0 | 69.2 |

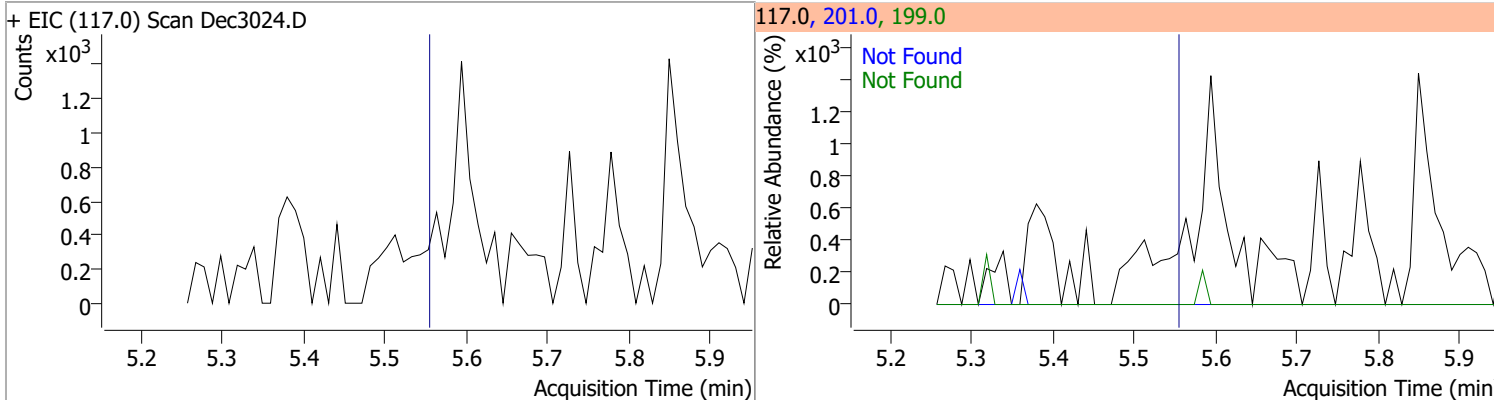


Quantitation Results Report (QT Reviewed)

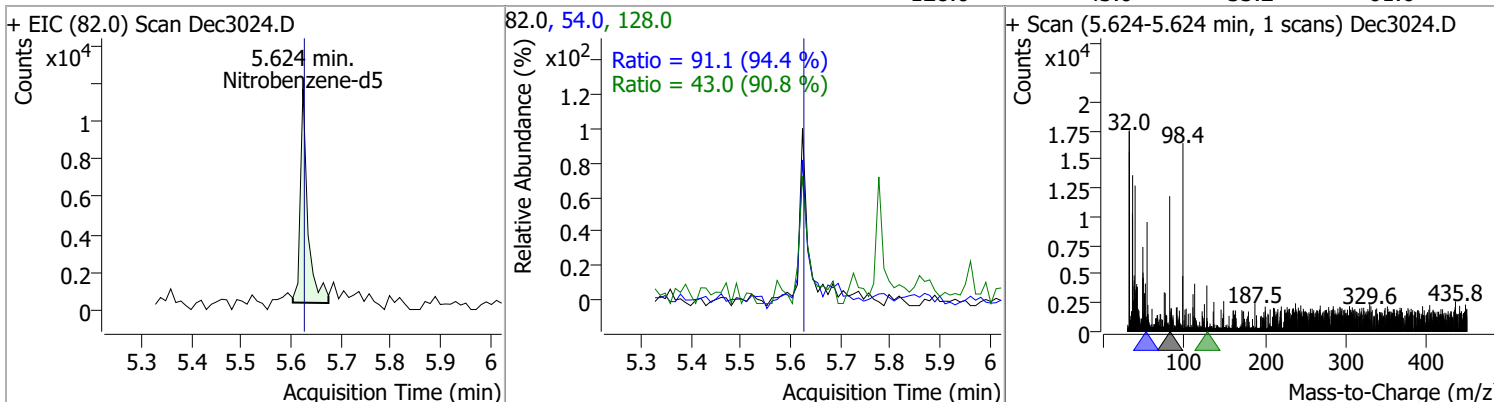
| Compound | Conc. | Exp RT | QIon | Exp Ratio |
|--|-------|--------|--|-----------|
| bis(2-chloroisopropyl)Ether | N.D. | 5.34 | 123.0 | 32.7 |
| + EIC (121.0) Scan Dec3024.D | | | 121.0, 123.0 | |
|  | | |  | |
| 2-Methylphenol | N.D. | 5.34 | 108.0 | 117.6 |
| + EIC (107.0) Scan Dec3024.D | | | 107.0, 108.0 | |
|  | | |  | |
| N-nitroso-Di-n-propylamine | N.D. | 5.49 | 130.0 | 17.6 |
| + EIC (70.0) Scan Dec3024.D | | | 70.0, 130.0 | |
|  | | |  | |
| 4Methylphenol/3Methylphenol | N.D. | 5.52 | 108.0 | 81.4 |
| + EIC (107.0) Scan Dec3024.D | | | 107.0, 108.0 | |
|  | | |  | |

Quantitation Results Report (QT Reviewed)

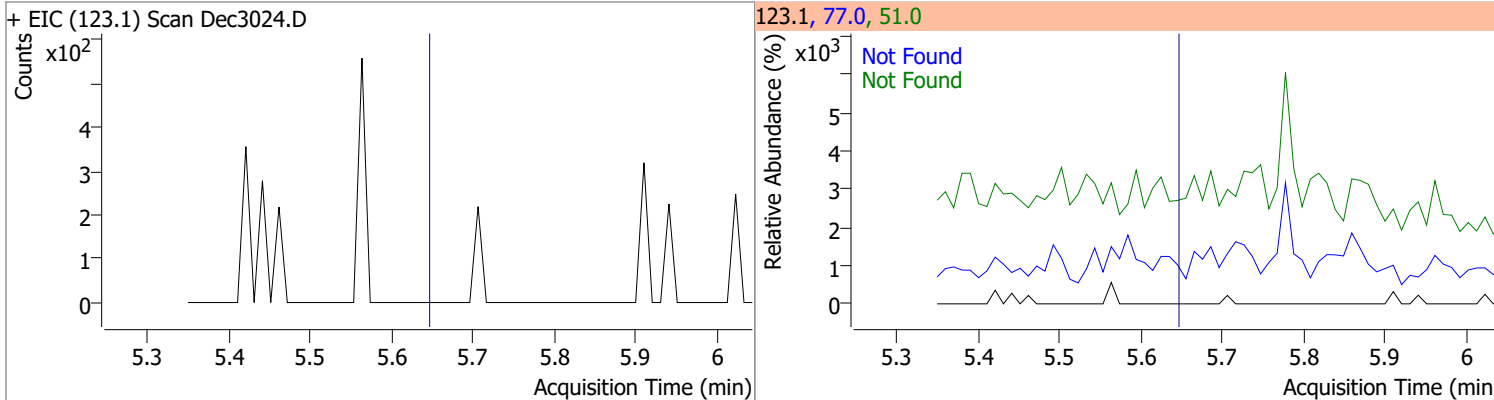
| Compound | Conc. | Exp RT | QIon | Exp Ratio | QIon | Exp Ratio |
|------------------|-------|--------|-------|-----------|-------|-----------|
| Hexachloroethane | N.D. | 5.55 | 201.0 | 77.2 | 199.0 | 50.6 |



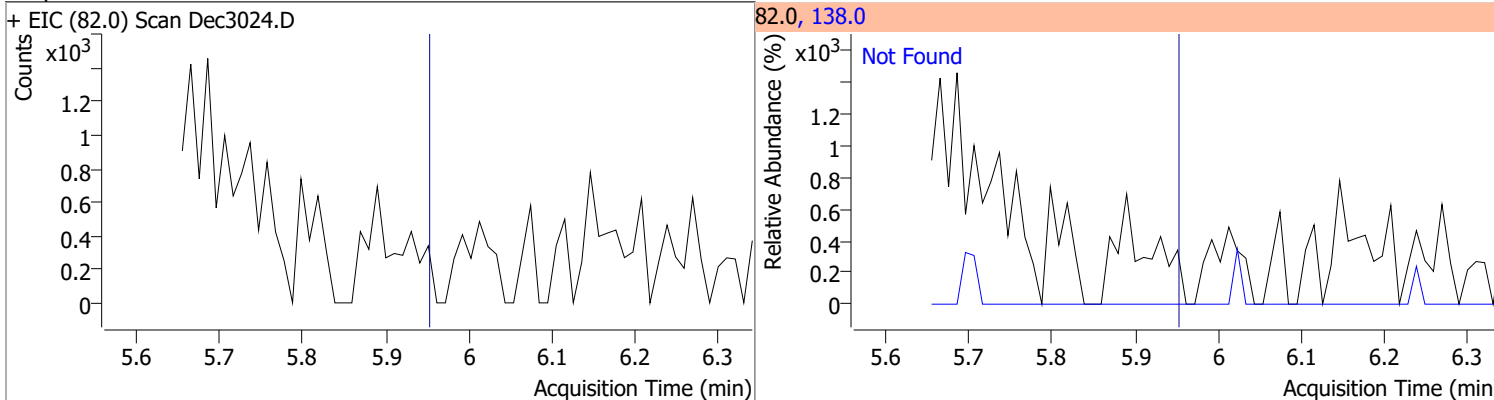
| Compound | Conc. | RT | Dev(Min) | Resp. | QIon | QRatio | Lower | Upper |
|-----------------|--------|------|----------|-------|-------|--------|-------|-------|
| Nitrobenzene-d5 | 2.1329 | 5.62 | 0.00 | 11951 | 54.0 | 91.1 | 67.5 | 125.4 |
| | | | | | 128.0 | 43.0 | 33.2 | 61.6 |



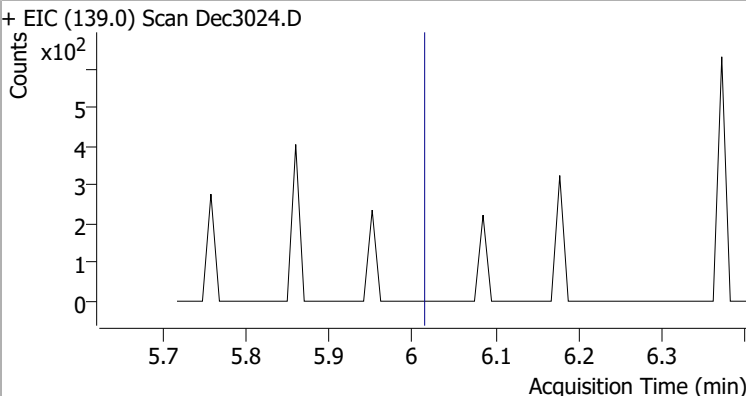
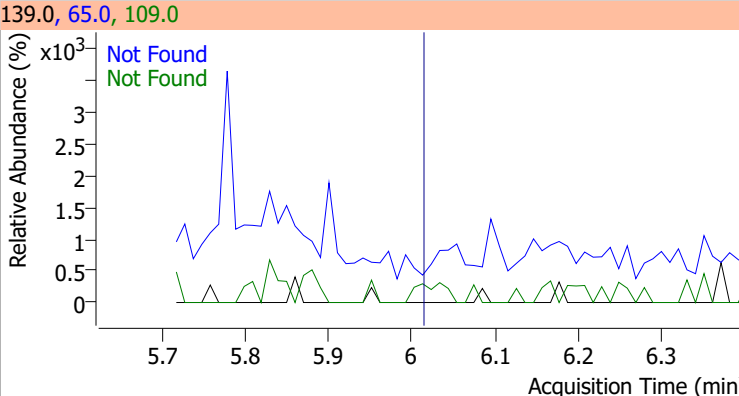
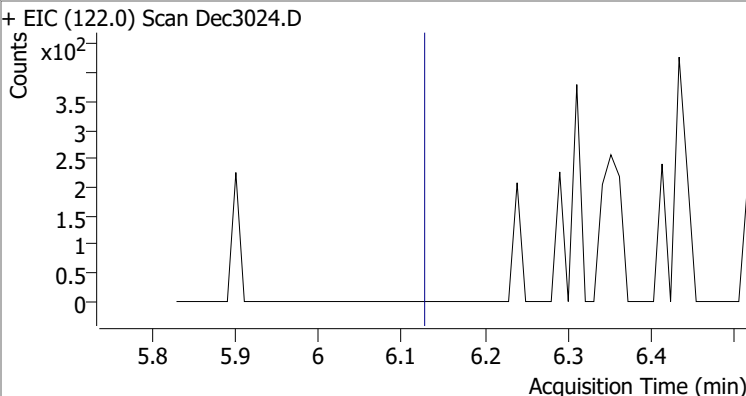
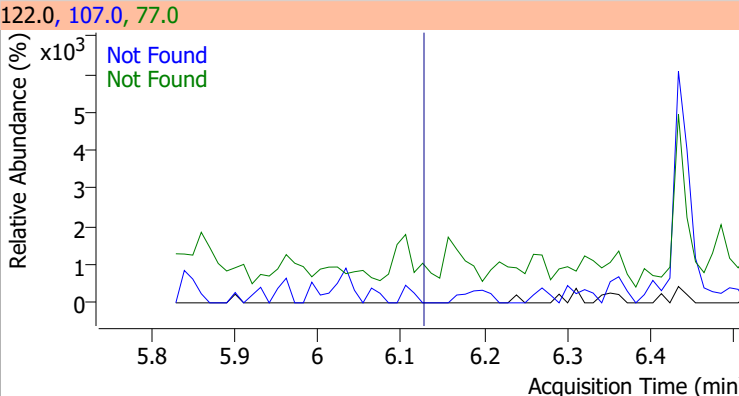
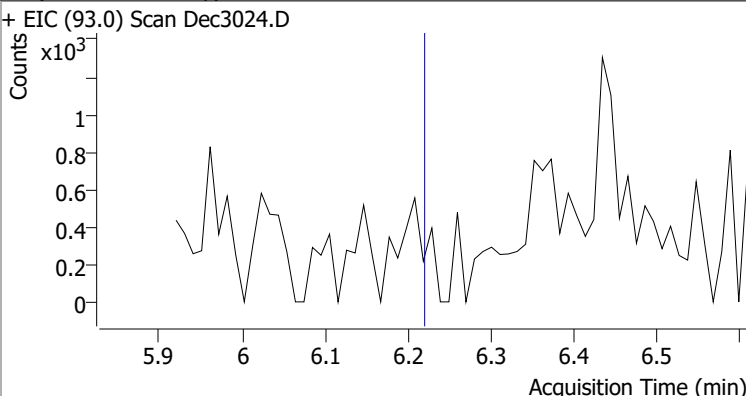
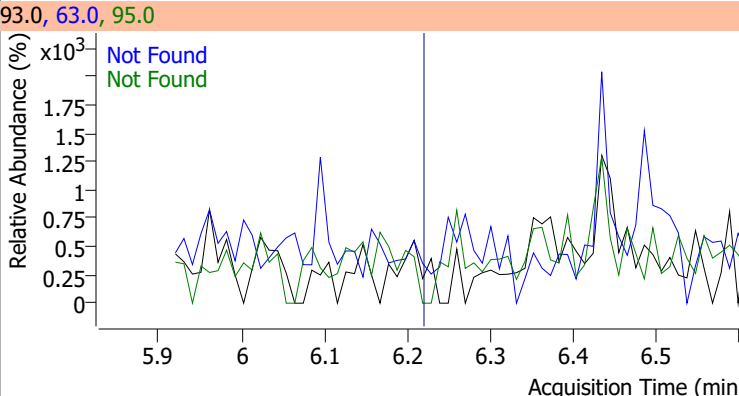
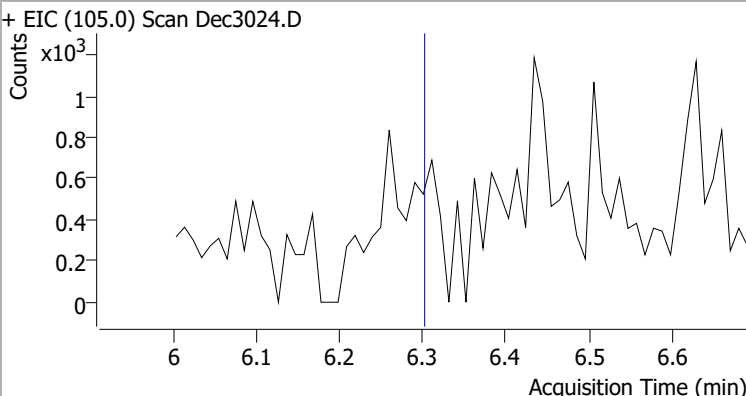
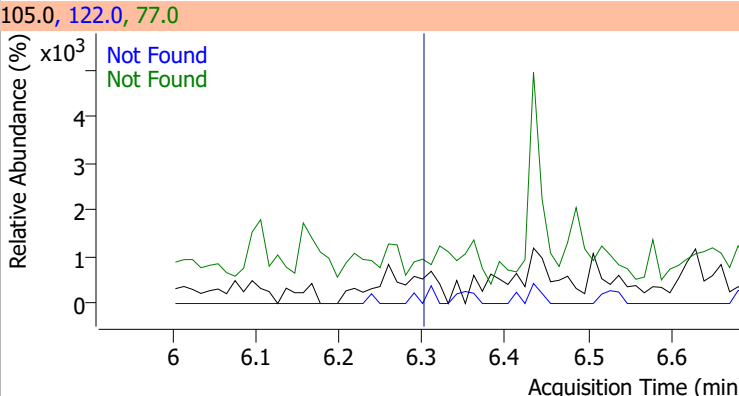
| Compound | Conc. | Exp RT | QIon | Exp Ratio | QIon | Exp Ratio |
|--------------|-------|--------|------|-----------|------|-----------|
| Nitrobenzene | N.D. | 5.64 | 77.0 | 211.4 | 51.0 | 210.3 |



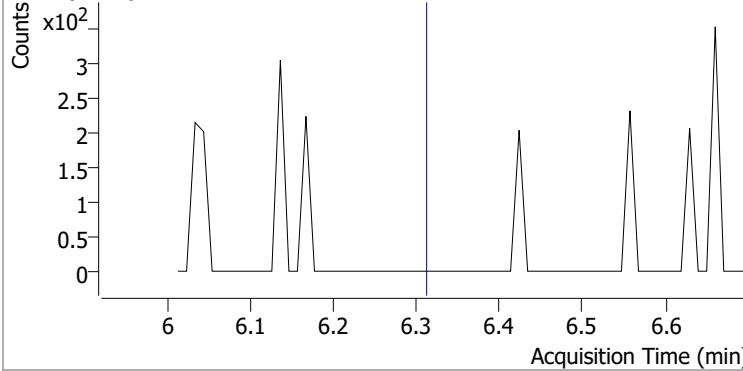
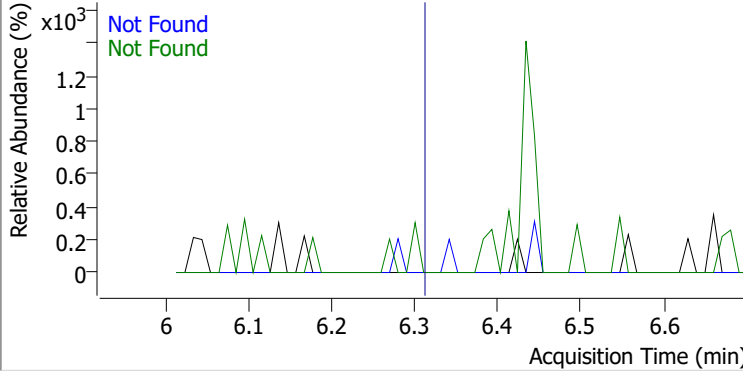
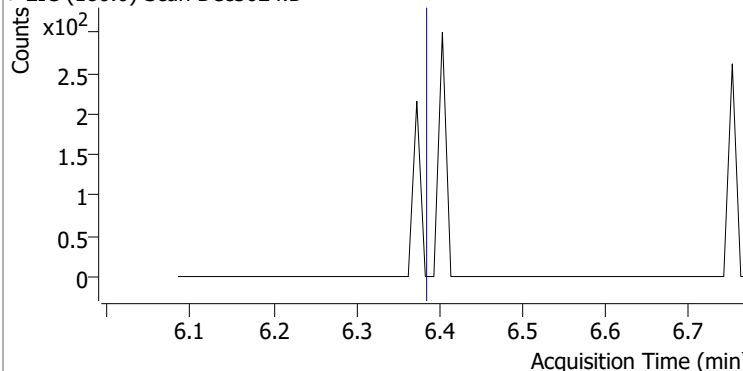
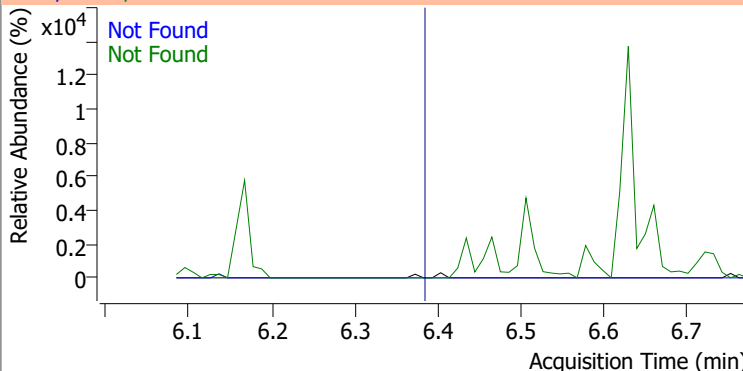
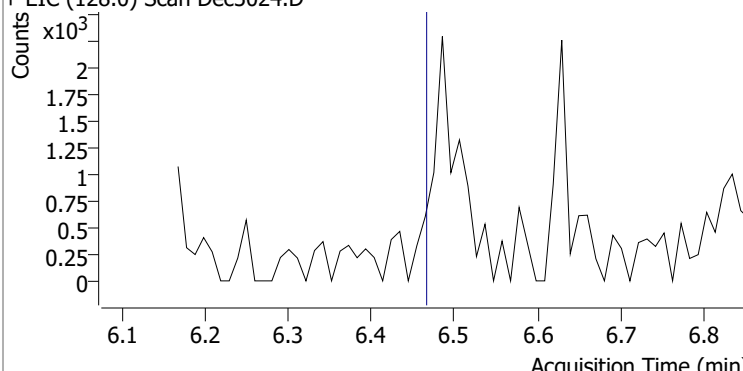
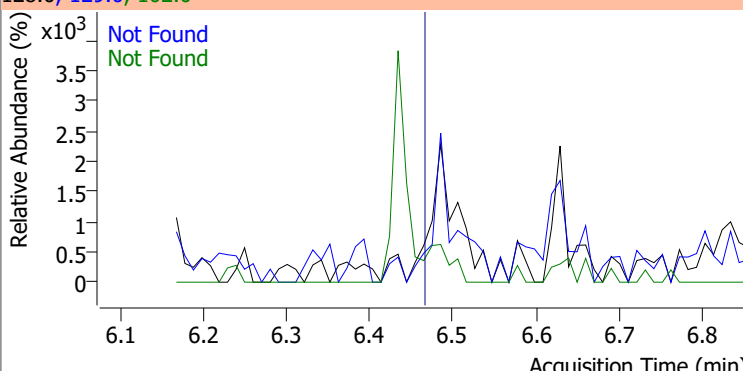
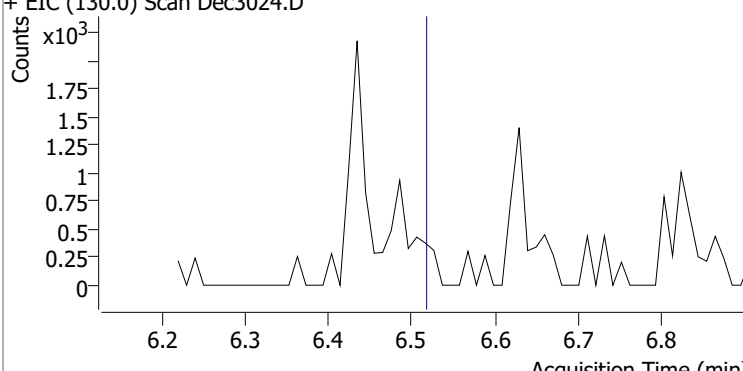
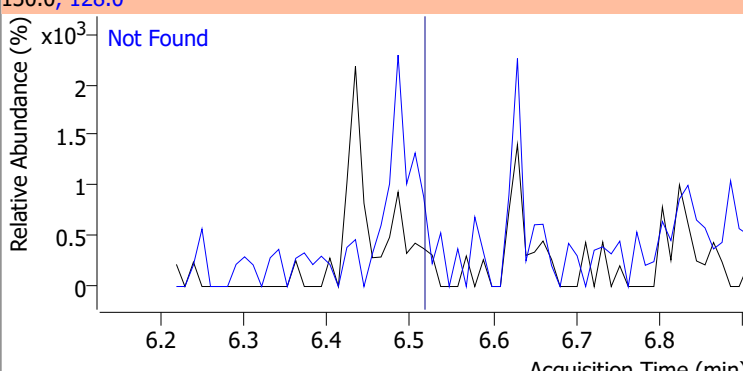
| Compound | Conc. | Exp RT | QIon | Exp Ratio |
|------------|-------|--------|-------|-----------|
| Isophorone | N.D. | 5.95 | 138.0 | 19.1 |



Quantitation Results Report (QT Reviewed)

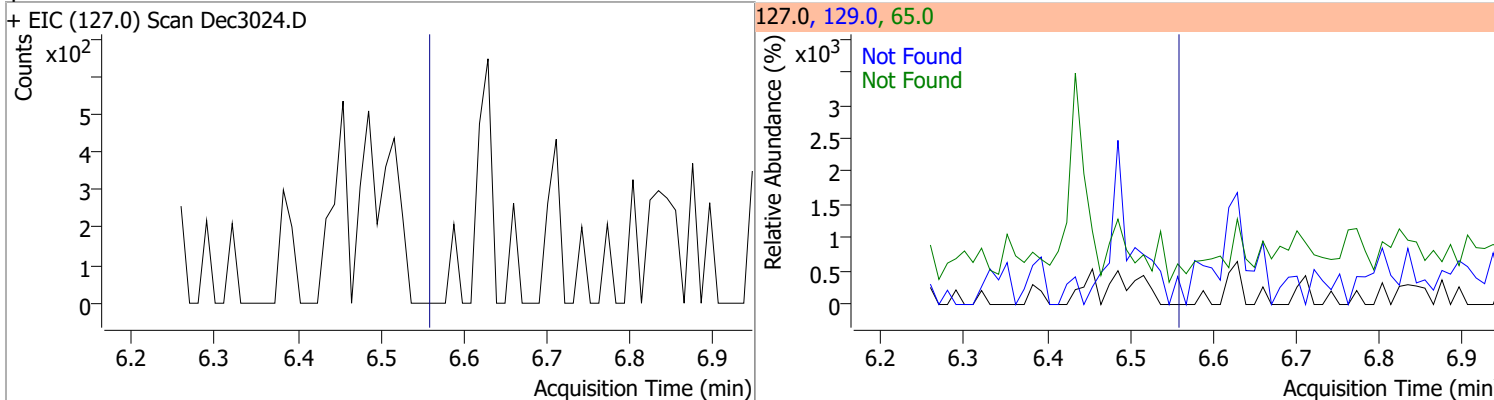
| Compound | Conc. | Exp RT | QIon | Exp Ratio | QIon | Exp Ratio |
|--|-------|--------|--|-----------|-------|-----------|
| 2-Nitrophenol | N.D. | 6.01 | 65.0 | 57.4 | 109.0 | 32.8 |
| + EIC (139.0) Scan Dec3024.D | | | 139.0, 65.0, 109.0 | | | |
|  | | |  | | | |
| 2,4-Dimethylphenol | N.D. | 6.13 | 107.0 | 109.1 | 77.0 | 32.4 |
| + EIC (122.0) Scan Dec3024.D | | | 122.0, 107.0, 77.0 | | | |
|  | | |  | | | |
| bis(-2-Chloroethoxy)Methane | N.D. | 6.22 | 63.0 | 90.7 | 95.0 | 31.7 |
| + EIC (93.0) Scan Dec3024.D | | | 93.0, 63.0, 95.0 | | | |
|  | | |  | | | |
| Benzoic Acid | N.D. | 6.30 | 122.0 | 87.4 | 77.0 | 73.1 |
| + EIC (105.0) Scan Dec3024.D | | | 105.0, 122.0, 77.0 | | | |
|  | | |  | | | |

Quantitation Results Report (QT Reviewed)

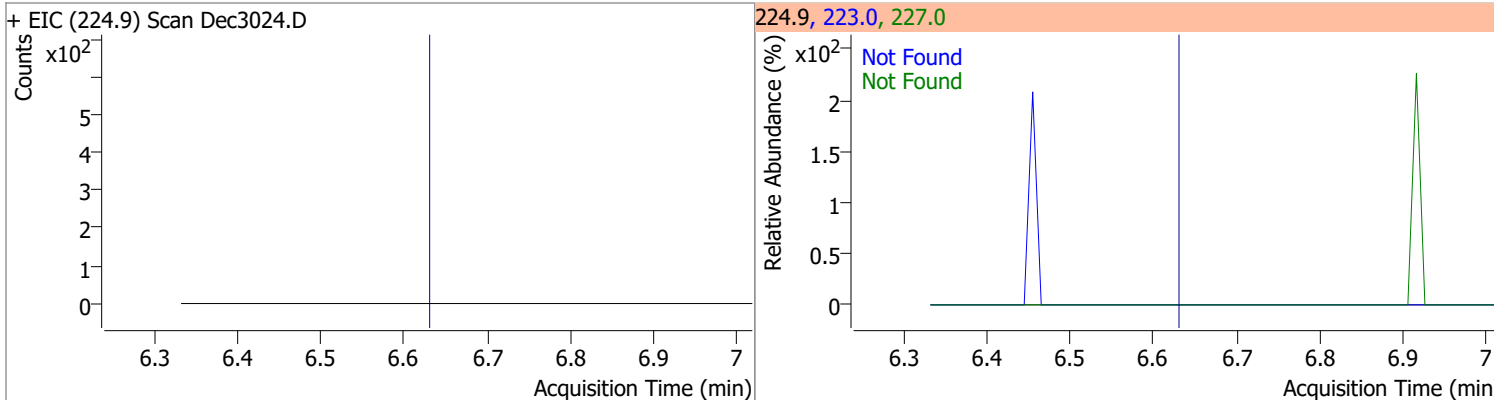
| Compound | Conc. | Exp RT | QIon | Exp Ratio | QIon | Exp Ratio |
|--|-------|--------|--|-----------|-------|-----------|
| 2,4-Dichlorophenol | N.D. | 6.31 | 164.0 | 62.0 | 98.0 | 32.4 |
| + EIC (162.0) Scan Dec3024.D | | | 162.0, 164.0, 98.0 | | | |
|  | | |  | | | |
| 1,2,4-Trichlorobenzene | N.D. | 6.38 | 182.0 | 94.1 | 145.0 | 30.4 |
| + EIC (180.0) Scan Dec3024.D | | | 180.0, 182.0, 145.0 | | | |
|  | | |  | | | |
| Naphthalene | N.D. | 6.46 | 129.0 | 10.9 | 102.0 | 9.3 |
| + EIC (128.0) Scan Dec3024.D | | | 128.0, 129.0, 102.0 | | | |
|  | | |  | | | |
| 4-Chlorophenol | N.D. | 6.52 | 128.0 | 309.7 | | |
| + EIC (130.0) Scan Dec3024.D | | | 130.0, 128.0 | | | |
|  | | |  | | | |

Quantitation Results Report (QT Reviewed)

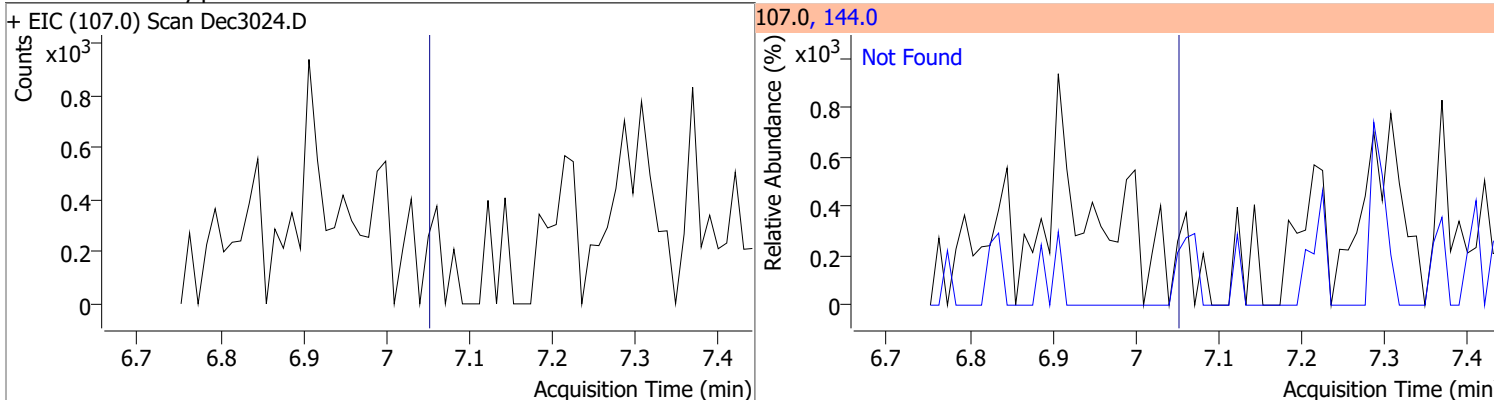
| Compound | Conc. | Exp RT | QIon | Exp Ratio | QIon | Exp Ratio |
|-----------------|-------|--------|------|-----------|-------|-----------|
| p-Chloroaniline | N.D. | 6.56 | 65.0 | 37.5 | 129.0 | 29.2 |



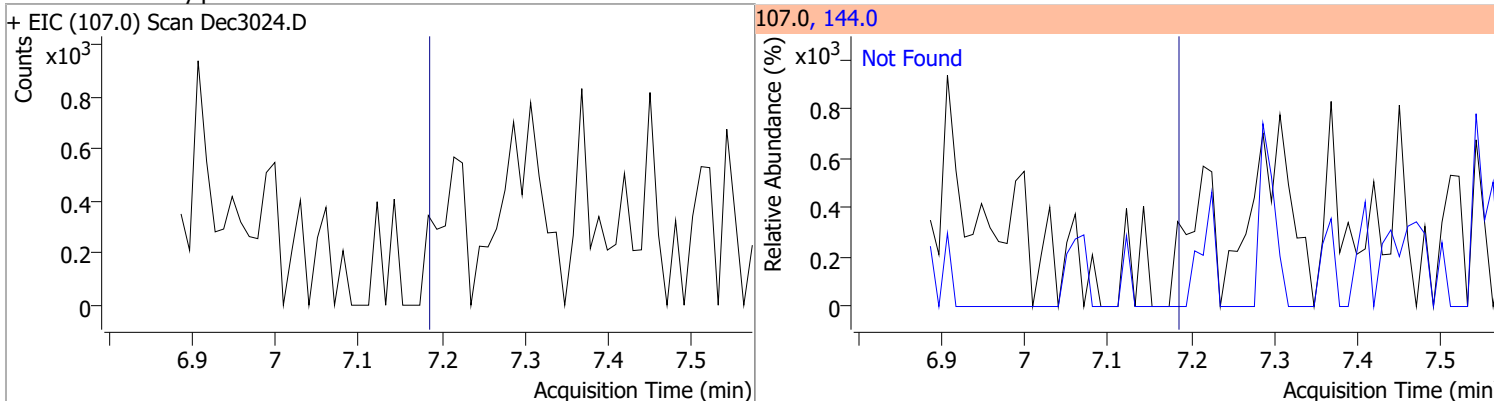
| Compound | Conc. | Exp RT | QIon | Exp Ratio | QIon | Exp Ratio |
|---------------------|-------|--------|-------|-----------|-------|-----------|
| Hexachlorobutadiene | N.D. | 6.63 | 227.0 | 66.6 | 223.0 | 60.8 |



| Compound | Conc. | Exp RT | QIon | Exp Ratio |
|-------------------------|-------|--------|-------|-----------|
| 4-Chloro-2-Methylphenol | N.D. | 7.05 | 144.0 | 26.6 |

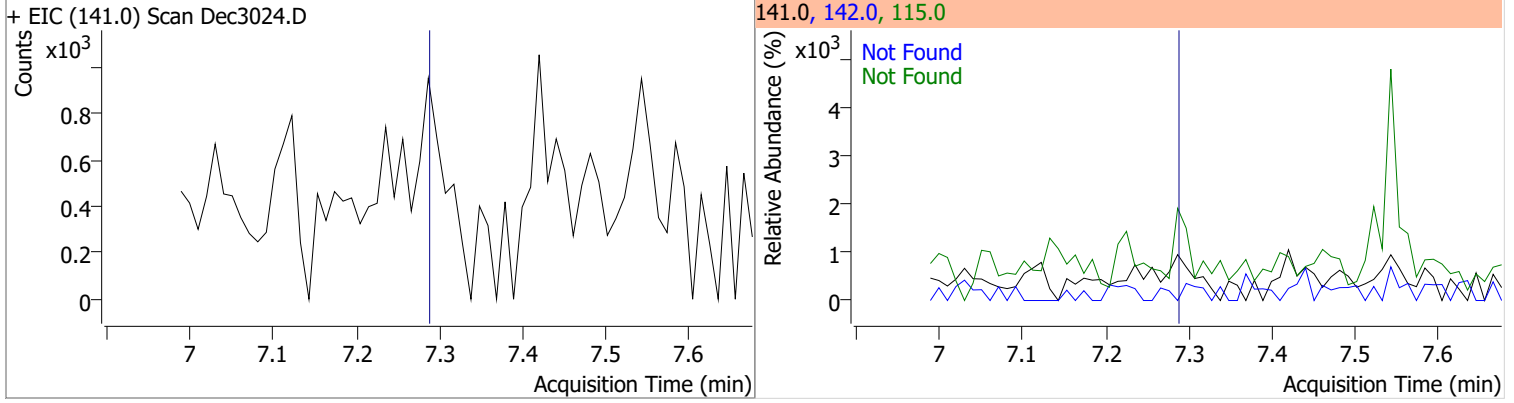


| Compound | Conc. | Exp RT | QIon | Exp Ratio |
|-------------------------|-------|--------|-------|-----------|
| 4-Chloro-3-Methylphenol | N.D. | 7.18 | 144.0 | 27.6 |

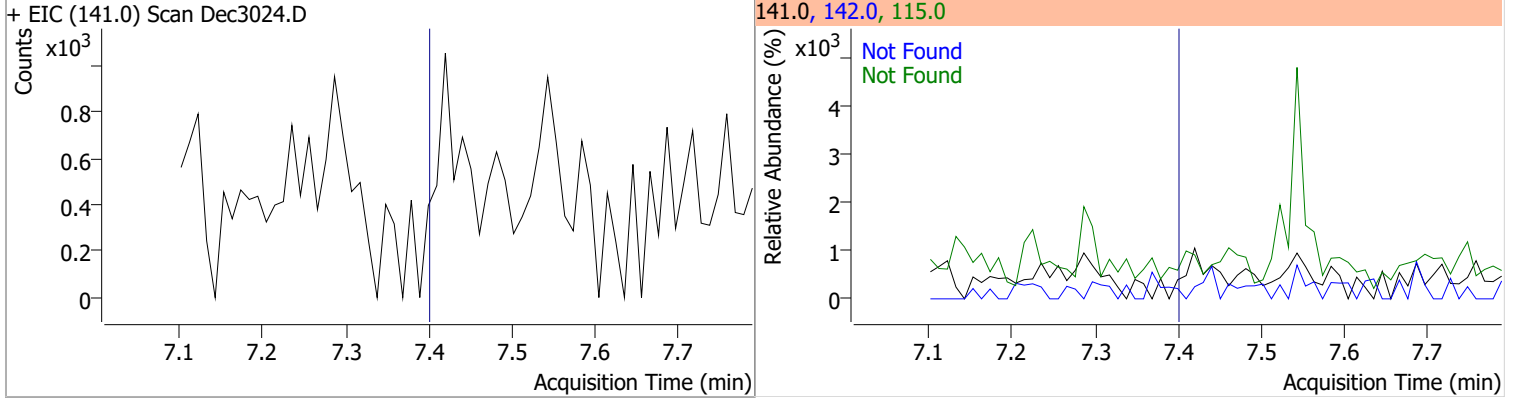


Quantitation Results Report (QT Reviewed)

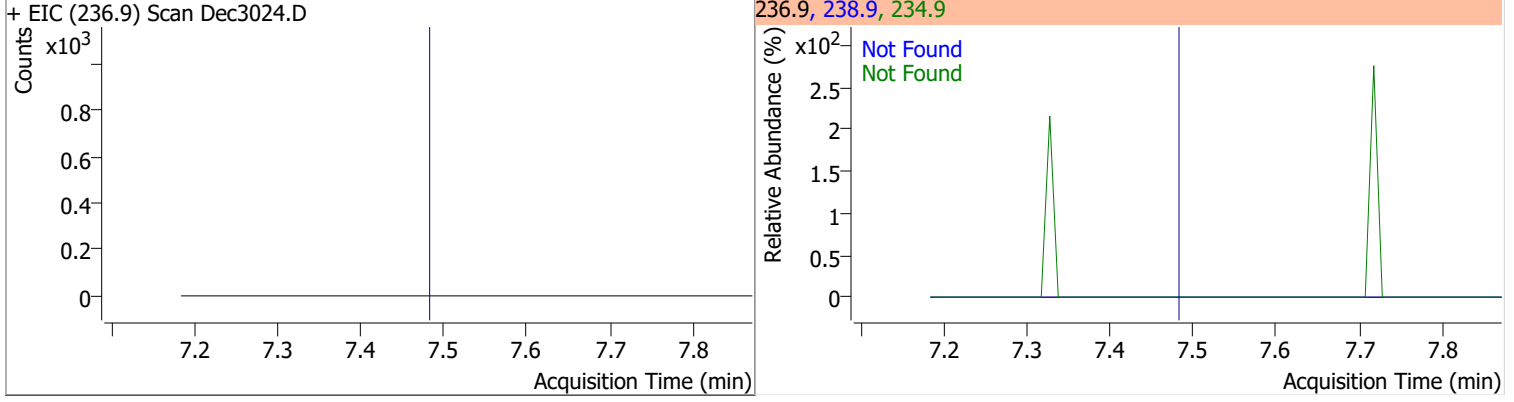
| Compound | Conc. | Exp RT | QIon | Exp Ratio | QIon | Exp Ratio |
|---------------------|-------|--------|-------|-----------|-------|-----------|
| 2-Methylnaphthalene | N.D. | 7.29 | 142.0 | 114.8 | 115.0 | 42.0 |



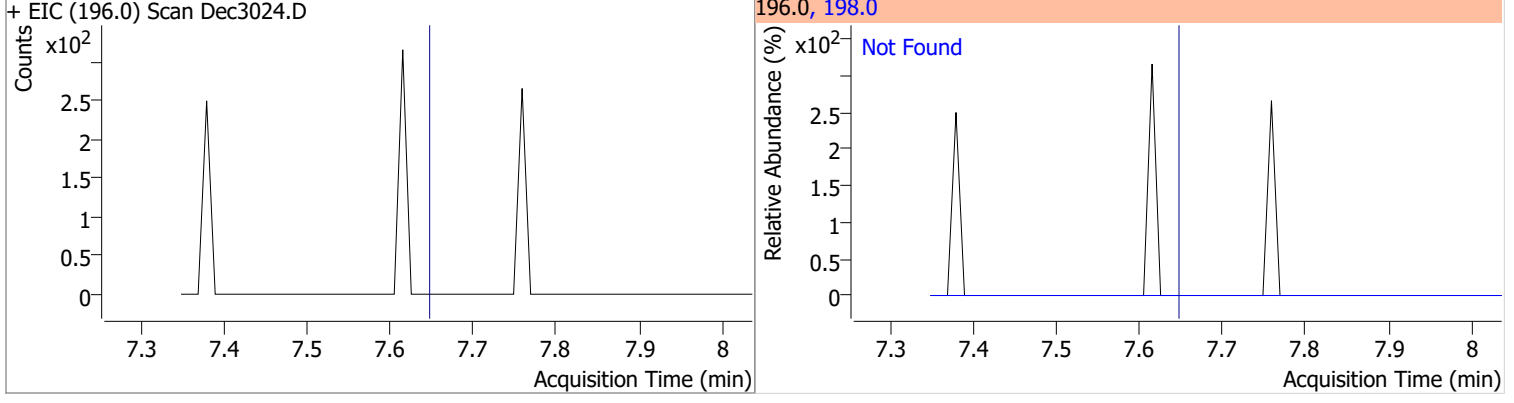
| Compound | Conc. | Exp RT | QIon | Exp Ratio | QIon | Exp Ratio |
|---------------------|-------|--------|-------|-----------|-------|-----------|
| 1-Methylnaphthalene | N.D. | 7.40 | 142.0 | 111.0 | 115.0 | 42.5 |



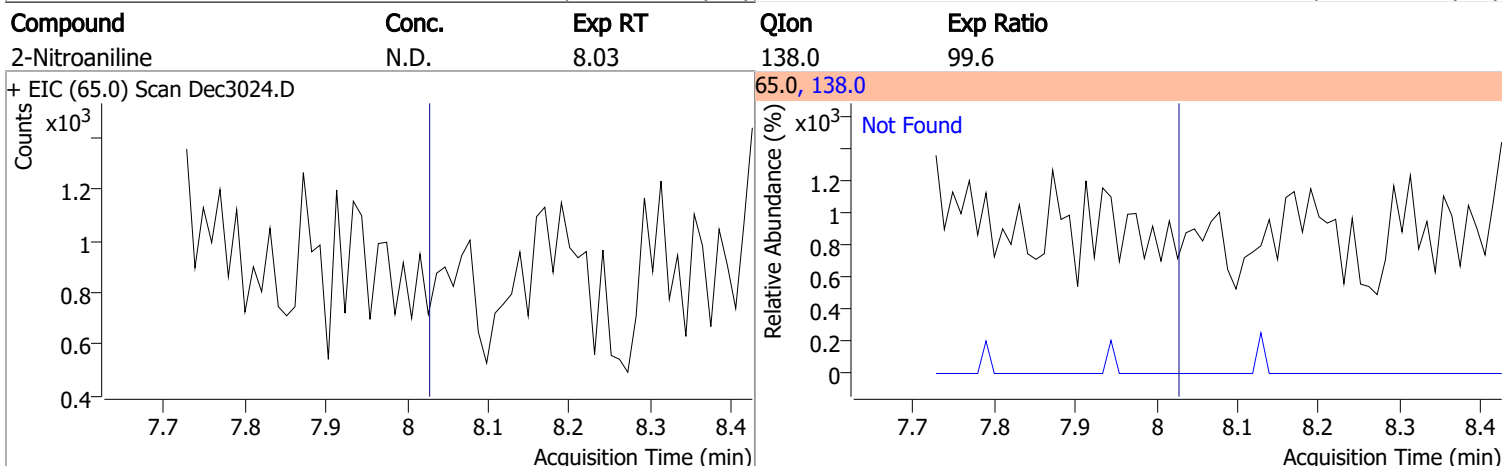
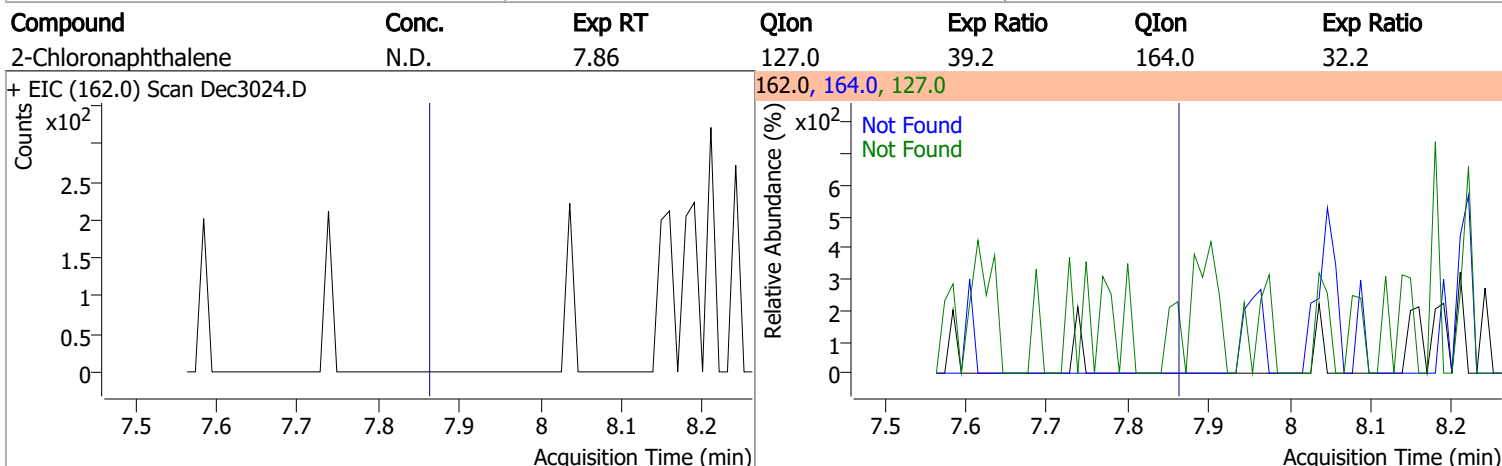
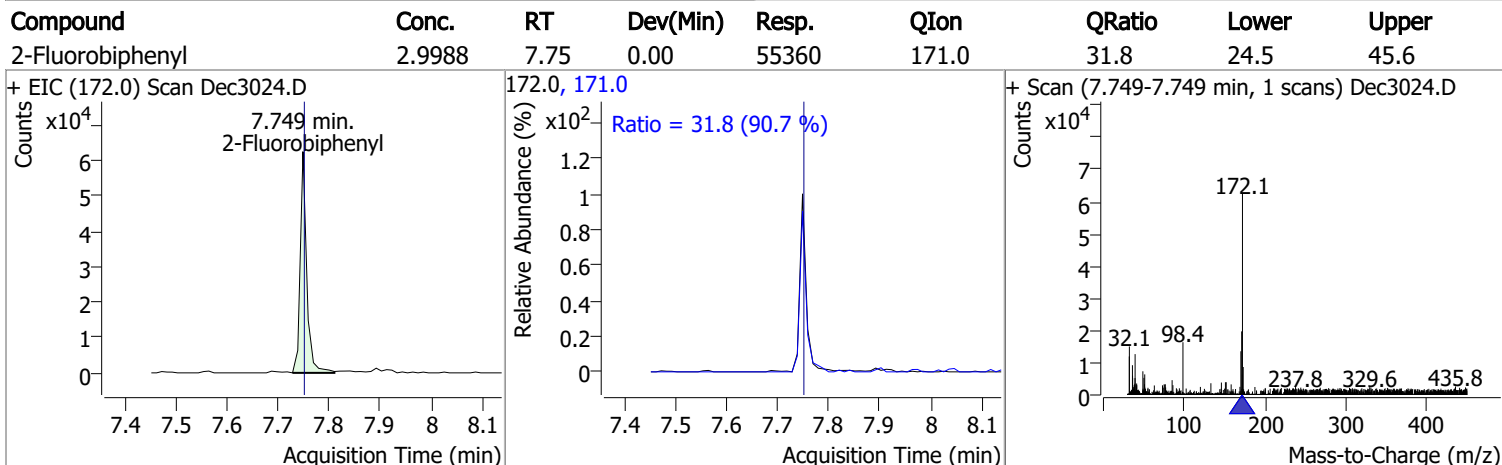
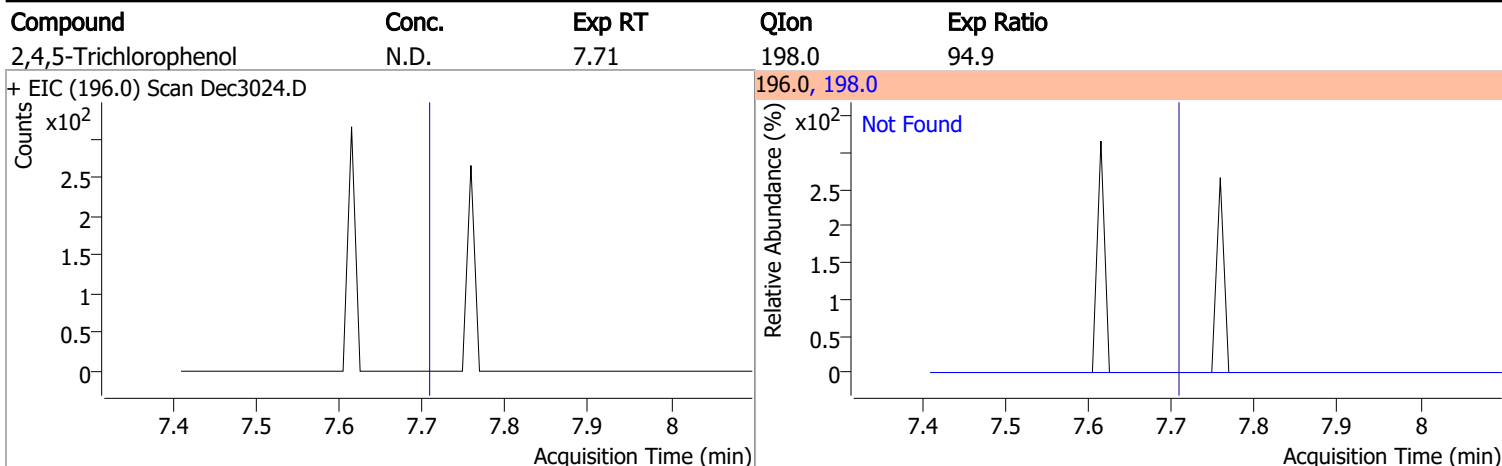
| Compound | Conc. | Exp RT | QIon | Exp Ratio | QIon | Exp Ratio |
|---------------------------|-------|--------|-------|-----------|-------|-----------|
| Hexachlorocyclopentadiene | N.D. | 7.48 | 234.9 | 64.7 | 238.9 | 64.1 |



| Compound | Conc. | Exp RT | QIon | Exp Ratio |
|-----------------------|-------|--------|-------|-----------|
| 2,4,6-Trichlorophenol | N.D. | 7.65 | 198.0 | 94.4 |

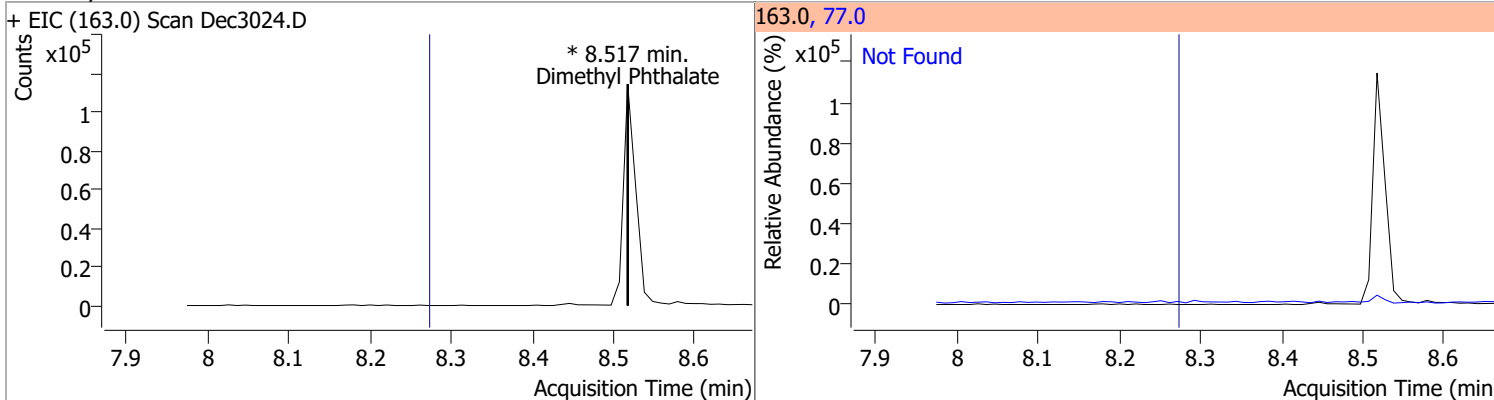


Quantitation Results Report (QT Reviewed)

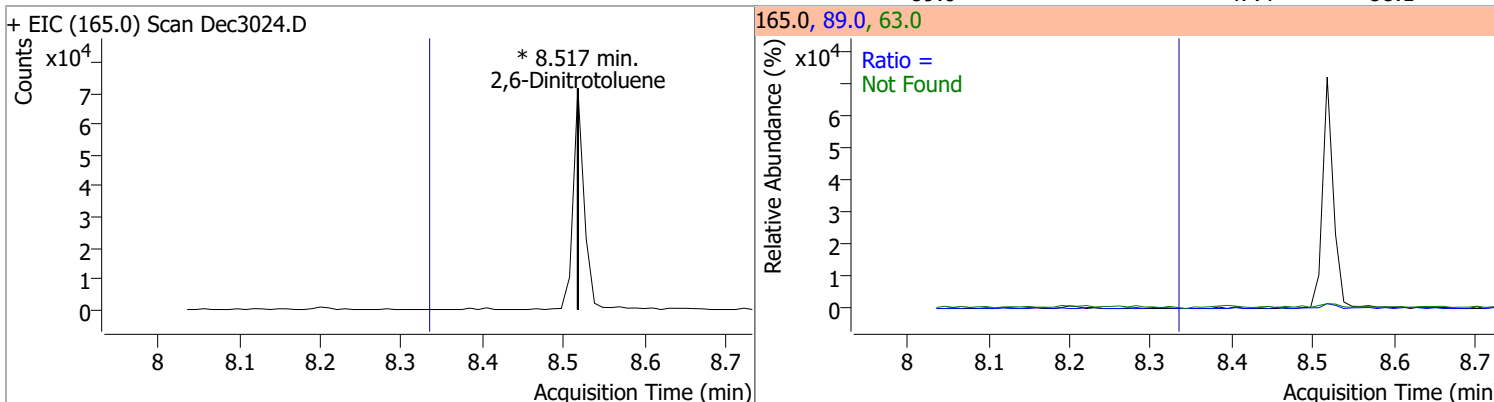


Quantitation Results Report (QT Reviewed)

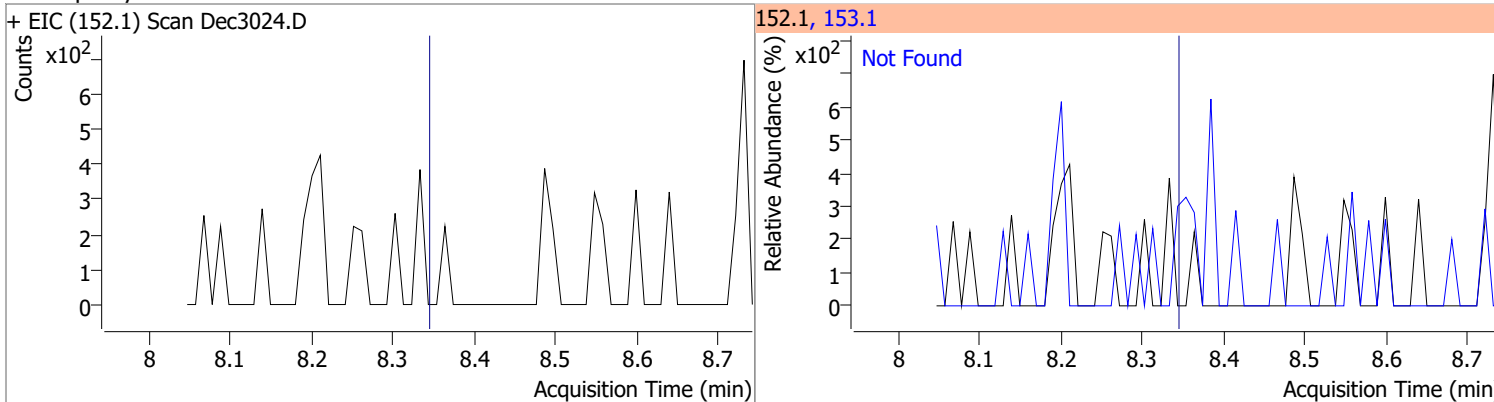
| Compound | Conc. | RT | Dev(Min) | Resp. | QIon | QRatio | Lower | Upper |
|--------------------|-------|----|----------|-------|------|--------|-------|-------|
| Dimethyl Phthalate | 0 | 0 | | 0 | 77.0 | | 15.1 | 28.0 |



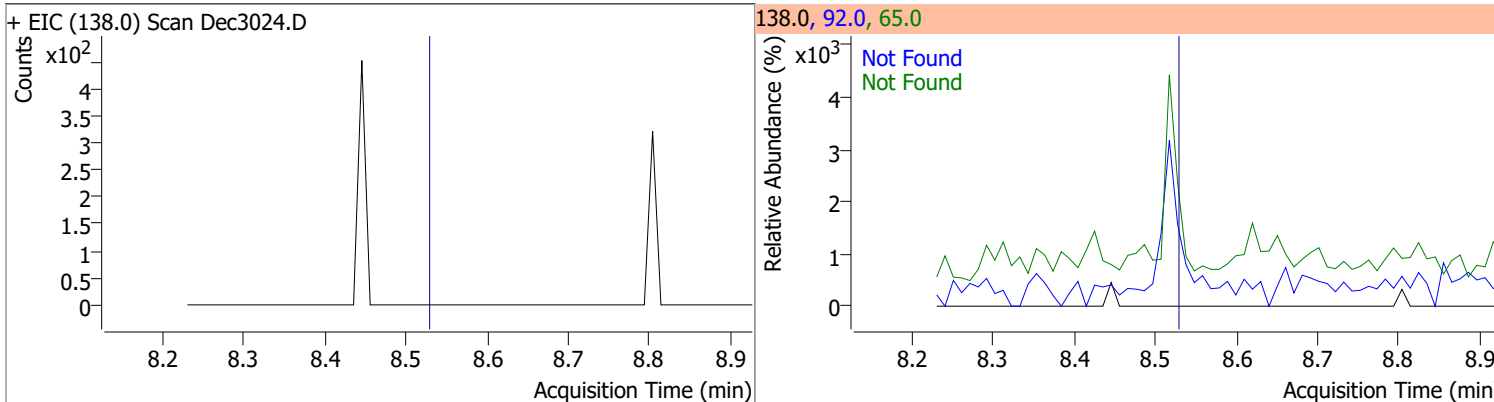
| Compound | Conc. | RT | Dev(Min) | Resp. | QIon | QRatio | Lower | Upper |
|--------------------|-------|----|----------|-------|--------------|--------|---------------|---------------|
| 2,6-Dinitrotoluene | 0 | 0 | | 0 | 63.0 89.0 | | 135.1 47.4 | 250.9 88.1 |



| Compound | Conc. | Exp RT | QIon | Exp Ratio |
|----------------|-------|--------|-------|-----------|
| Acenaphthylene | N.D. | 8.34 | 153.1 | 13.9 |

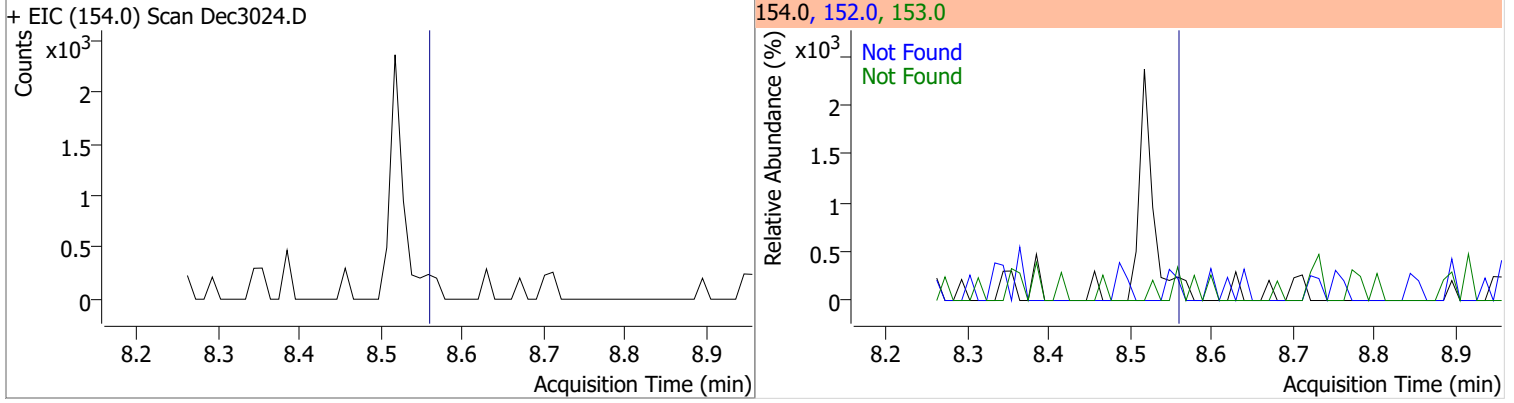


| Compound | Conc. | Exp RT | QIon | Exp Ratio | QIon | Exp Ratio |
|----------------|-------|--------|------|-----------|------|-----------|
| 3-Nitroaniline | N.D. | 8.53 | 65.0 | 157.8 | 92.0 | 118.6 |

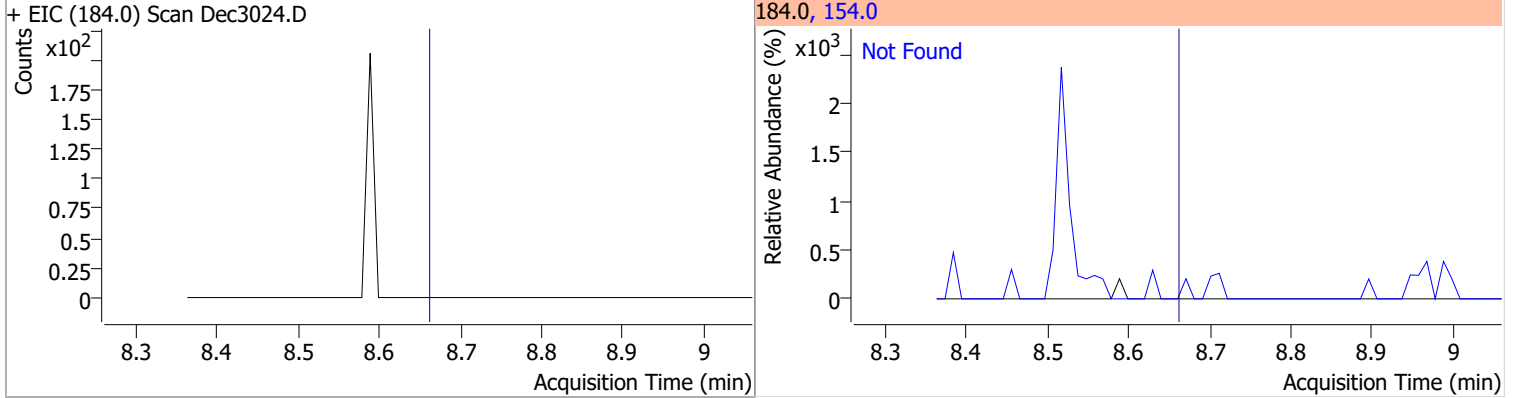


Quantitation Results Report (QT Reviewed)

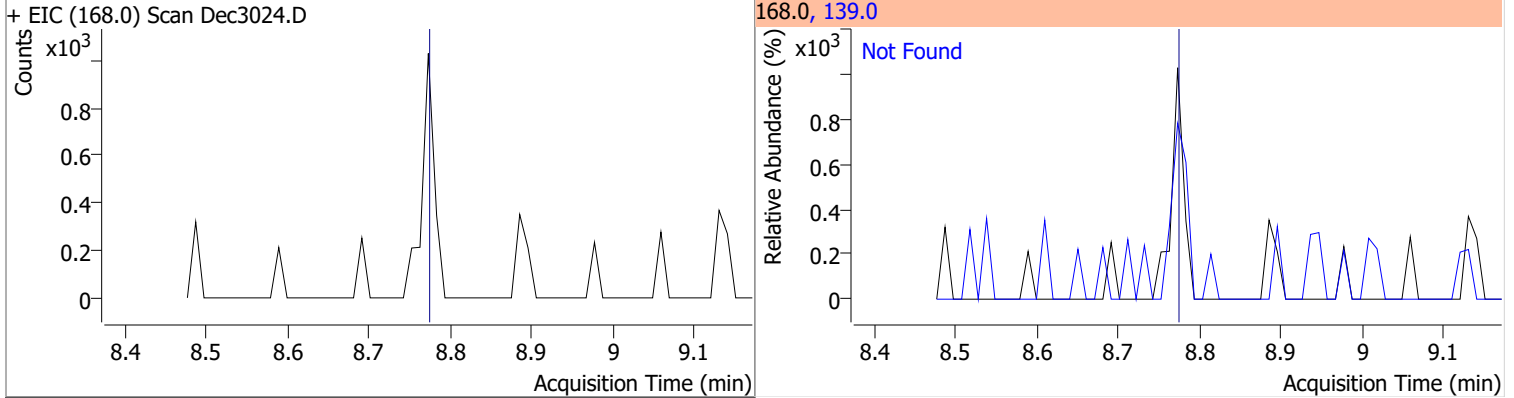
| Compound | Conc. | Exp RT | QIon | Exp Ratio | QIon | Exp Ratio |
|--------------|-------|--------|-------|-----------|-------|-----------|
| Acenaphthene | N.D. | 8.56 | 153.0 | 109.6 | 152.0 | 52.7 |



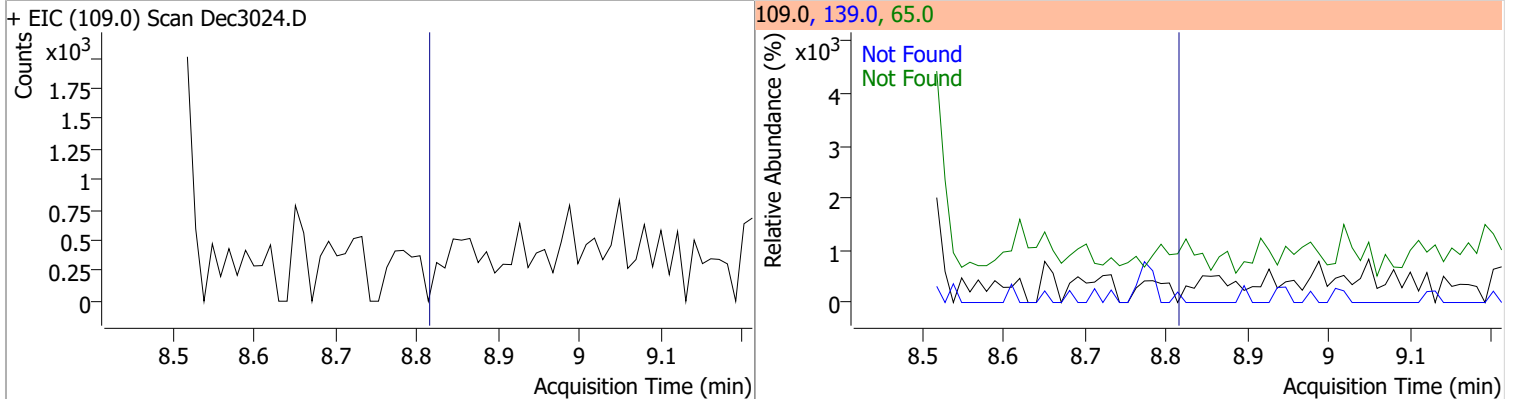
| Compound | Conc. | Exp RT | QIon | Exp Ratio |
|-------------------|-------|--------|-------|-----------|
| 2,4-Dinitrophenol | N.D. | 8.66 | 154.0 | 55.5 |



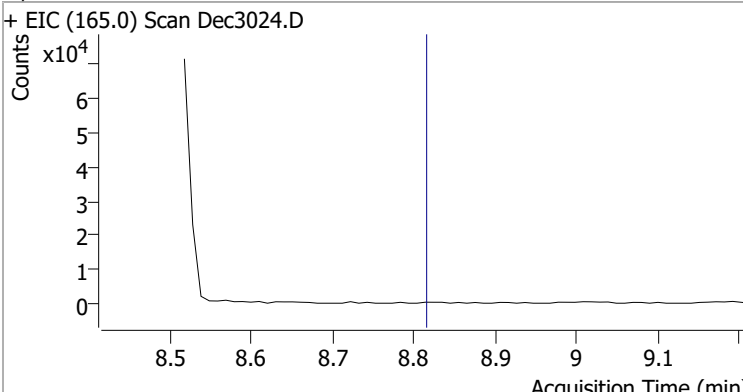
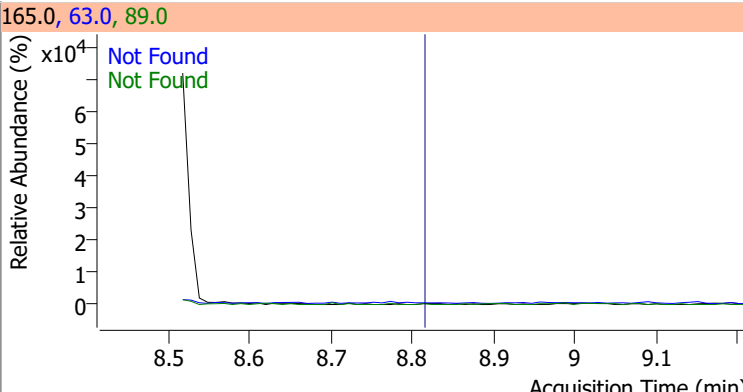
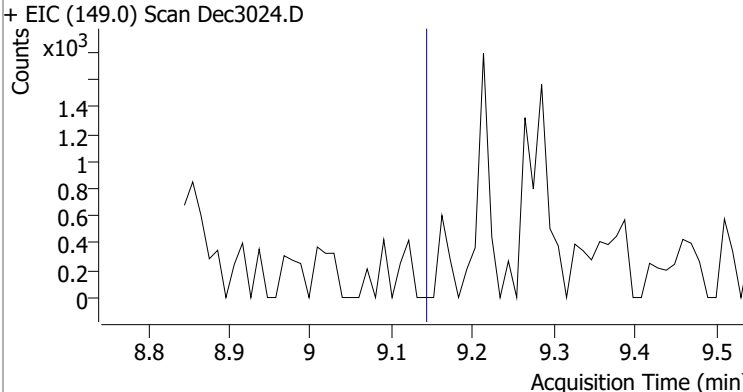
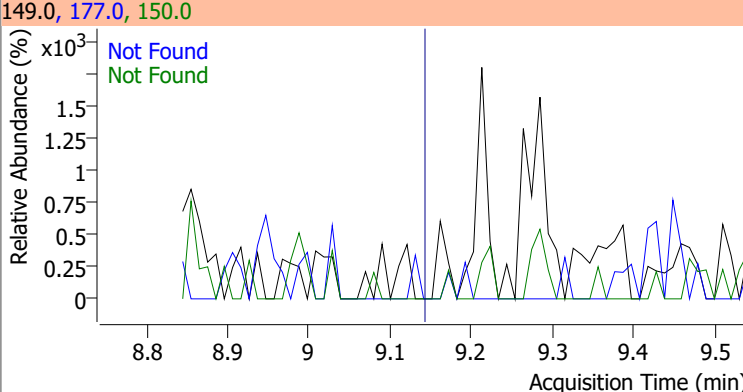
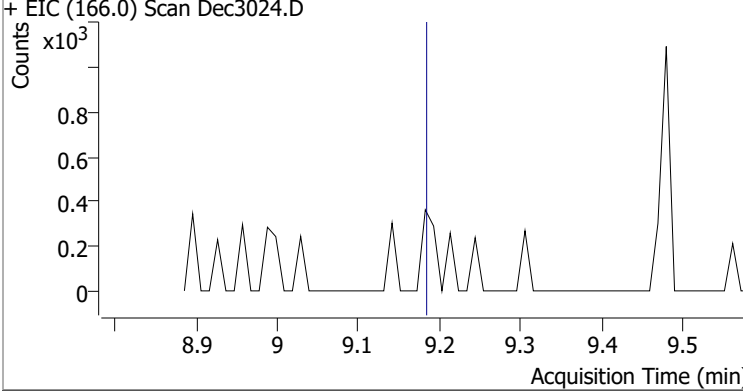
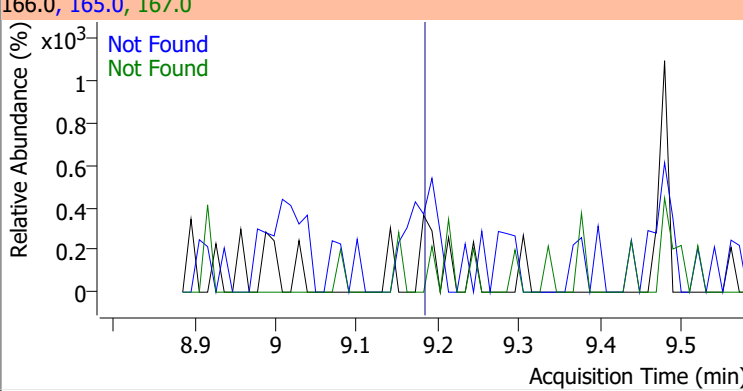
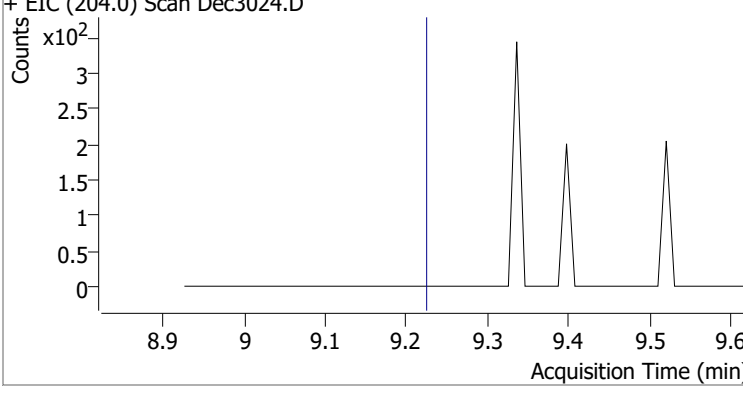
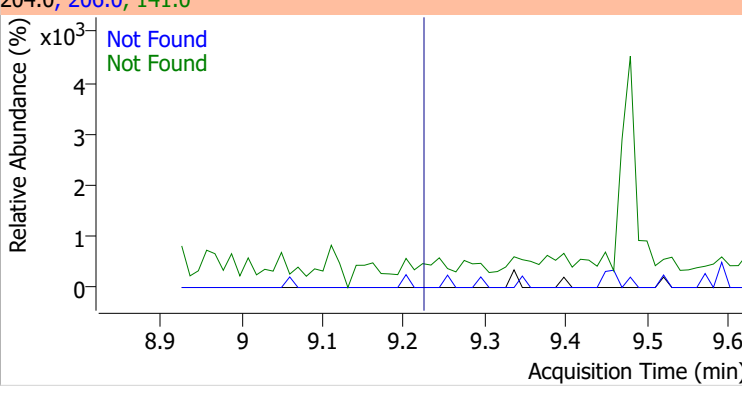
| Compound | Conc. | Exp RT | QIon | Exp Ratio |
|--------------|-------|--------|-------|-----------|
| Dibenzofuran | N.D. | 8.77 | 139.0 | 38.2 |



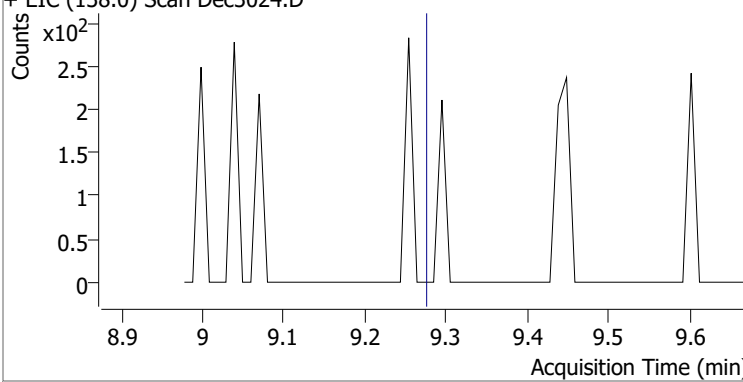
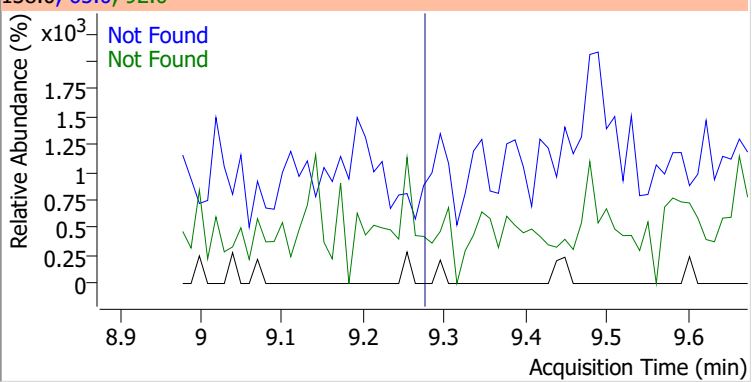
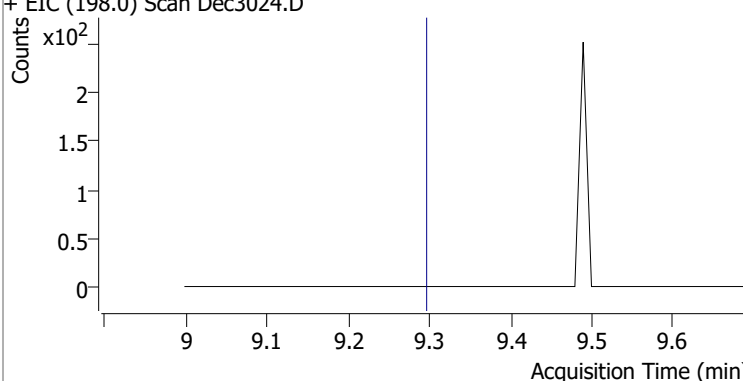
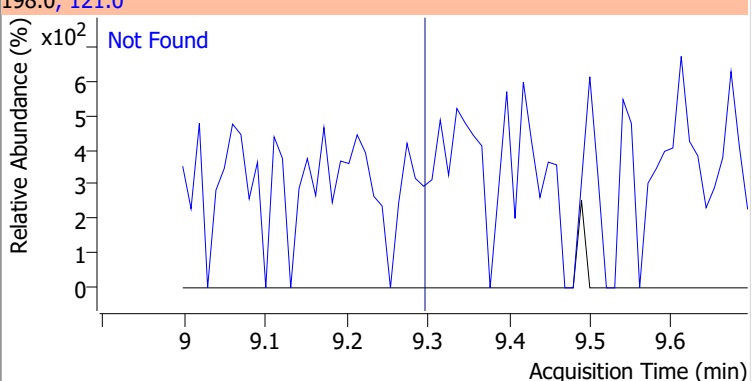
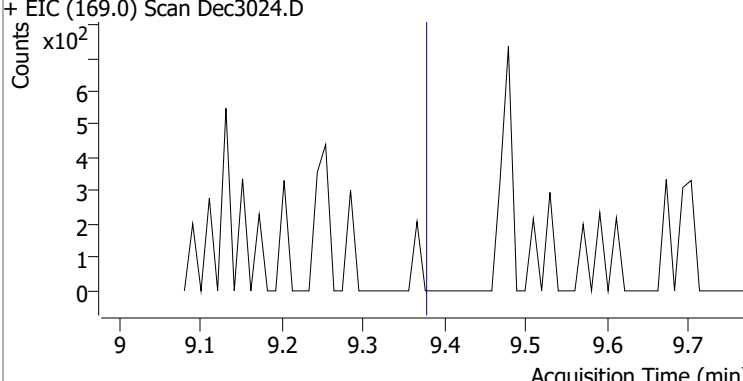
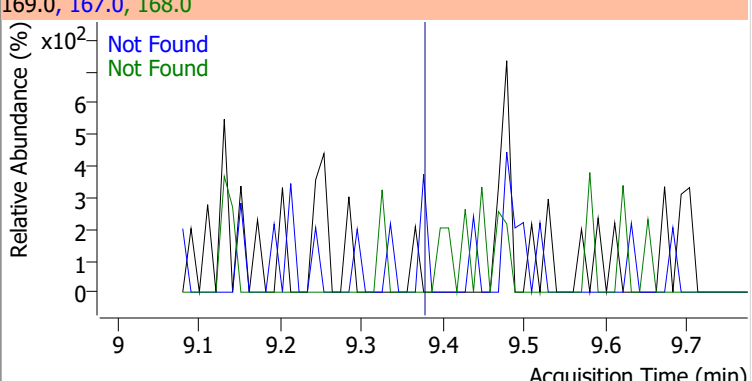
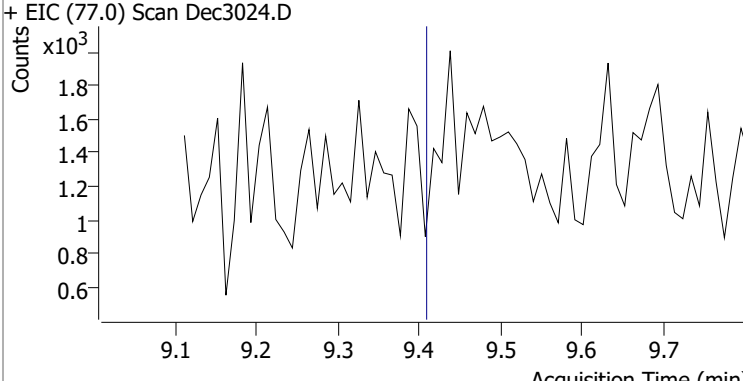
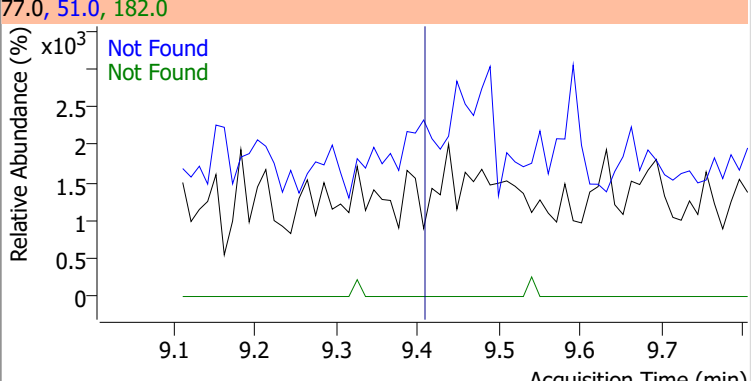
| Compound | Conc. | Exp RT | QIon | Exp Ratio | QIon | Exp Ratio |
|---------------|-------|--------|------|-----------|-------|-----------|
| 4-Nitrophenol | N.D. | 8.81 | 65.0 | 85.8 | 139.0 | 70.9 |



Quantitation Results Report (QT Reviewed)

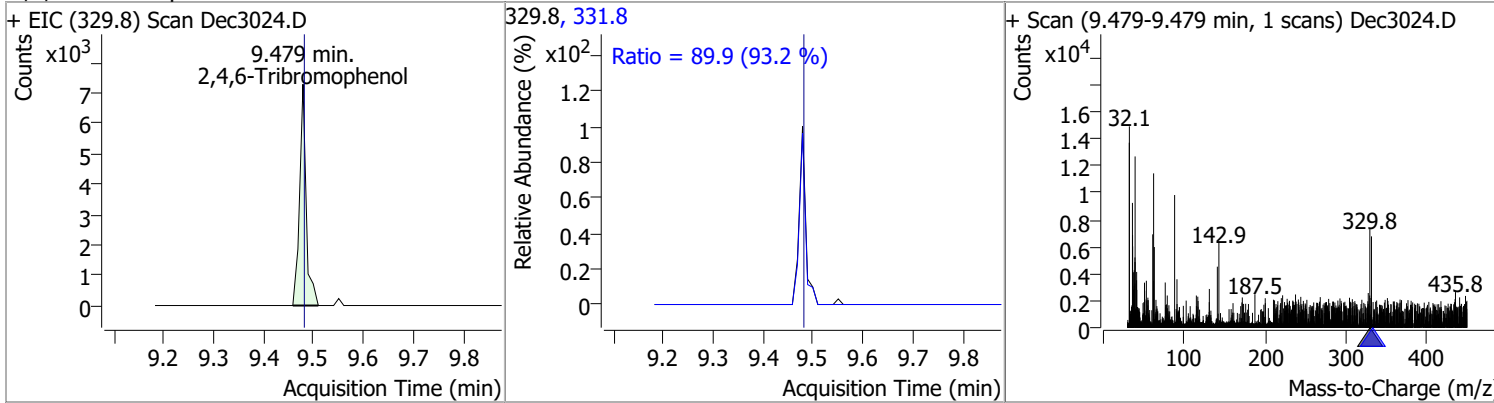
| Compound | Conc. | Exp RT | QIon | Exp Ratio | QIon | Exp Ratio |
|--|-------|--------|--|-----------|-------|-----------|
| 2,4-Dinitrotoluene | N.D. | 8.81 | 63.0 | 89.4 | 89.0 | 79.1 |
| + EIC (165.0) Scan Dec3024.D | | | 165.0, 63.0, 89.0 | | | |
|  | | |  | | | |
| Diethylphthalate | N.D. | 9.14 | 177.0 | 19.4 | 150.0 | 12.3 |
| + EIC (149.0) Scan Dec3024.D | | | 149.0, 177.0, 150.0 | | | |
|  | | |  | | | |
| Fluorene | N.D. | 9.18 | 165.0 | 88.8 | 167.0 | 12.9 |
| + EIC (166.0) Scan Dec3024.D | | | 166.0, 165.0, 167.0 | | | |
|  | | |  | | | |
| 4-Chlorophenyl-phenylether | N.D. | 9.22 | 141.0 | 65.7 | 206.0 | 32.4 |
| + EIC (204.0) Scan Dec3024.D | | | 204.0, 206.0, 141.0 | | | |
|  | | |  | | | |

Quantitation Results Report (QT Reviewed)

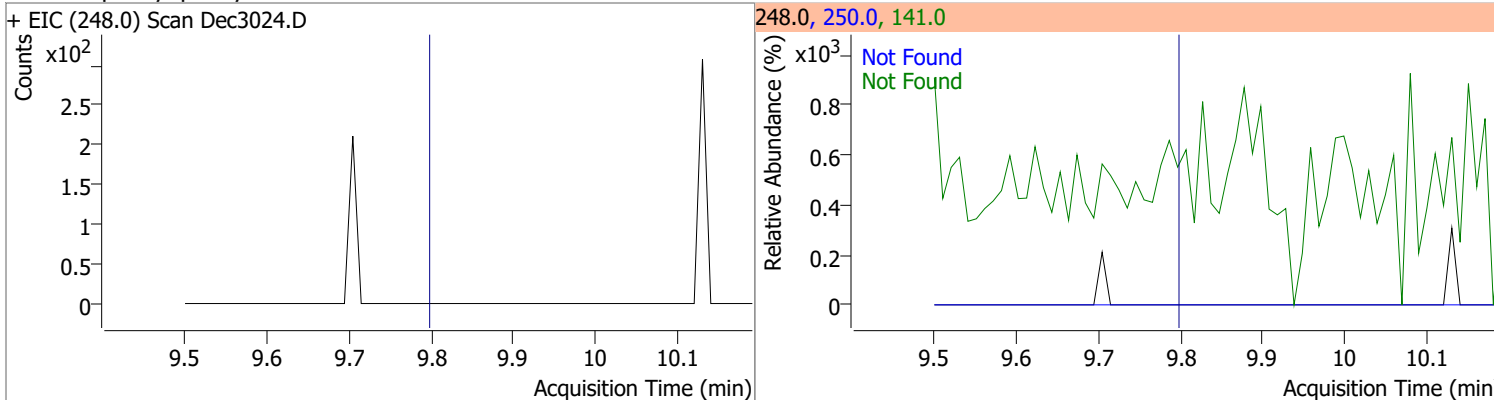
| Compound | Conc. | Exp RT | QIon | Exp Ratio | QIon | Exp Ratio |
|--|-------|--------|--|-----------|-------|-----------|
| 4-Nitroaniline | N.D. | 9.27 | 65.0 | 131.3 | 92.0 | 49.5 |
| + EIC (138.0) Scan Dec3024.D | | | 138.0, 65.0, 92.0 | | | |
|  | | |  | | | |
| 4,6-Dinitro-2-methylphenol | N.D. | 9.29 | 121.0 | 52.9 | | |
| + EIC (198.0) Scan Dec3024.D | | | 198.0, 121.0 | | | |
|  | | |  | | | |
| N-nitrosodiphenylamine | N.D. | 9.38 | 168.0 | 66.6 | 167.0 | 35.0 |
| + EIC (169.0) Scan Dec3024.D | | | 169.0, 167.0, 168.0 | | | |
|  | | |  | | | |
| Azobenzene | N.D. | 9.41 | 51.0 | 49.7 | 182.0 | 23.1 |
| + EIC (77.0) Scan Dec3024.D | | | 77.0, 51.0, 182.0 | | | |
|  | | |  | | | |

Quantitation Results Report (QT Reviewed)

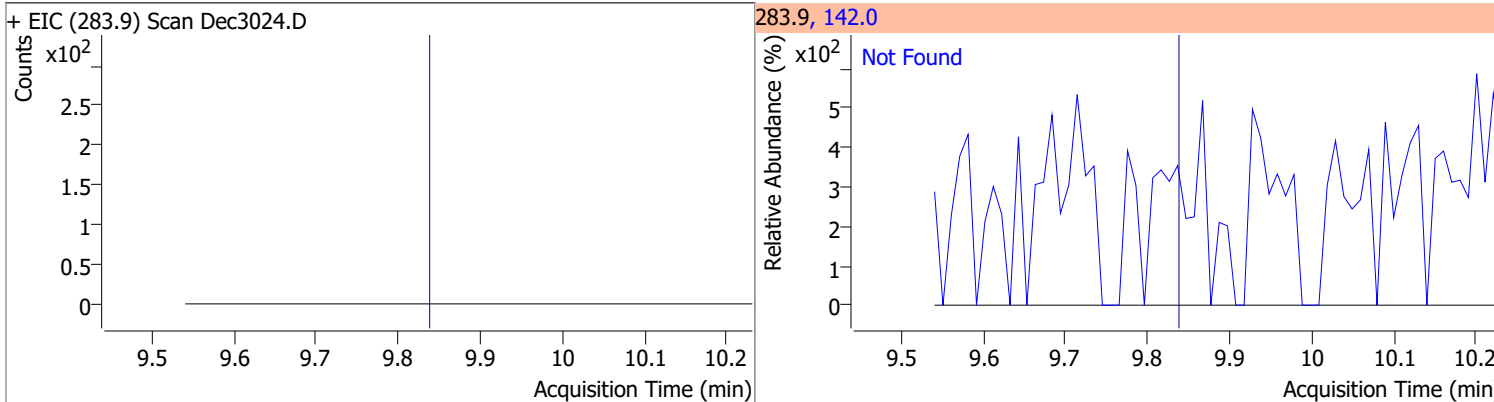
| Compound | Conc. | RT | Dev(Min) | Resp. | QIon | QRatio | Lower | Upper |
|----------------------|--------|------|----------|-------|-------|--------|-------|-------|
| 2,4,6-Tribromophenol | 9.4322 | 9.48 | 0.00 | 6702 | 331.8 | 89.9 | 67.5 | 125.3 |



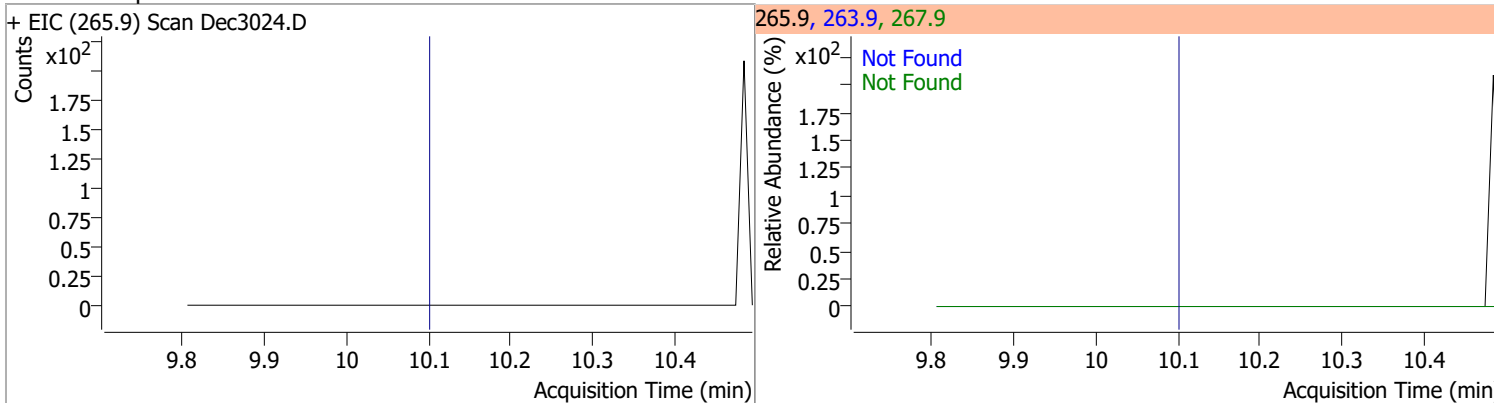
| Compound | Conc. | Exp RT | QIon | Exp Ratio | QIon | Exp Ratio |
|---------------------------|-------|--------|-------|-----------|-------|-----------|
| 4-Bromophenyl-phenylether | N.D. | 9.80 | 141.0 | 109.8 | 250.0 | 97.9 |



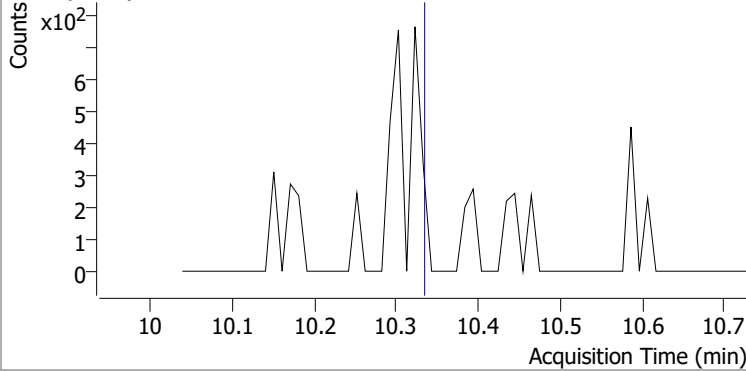
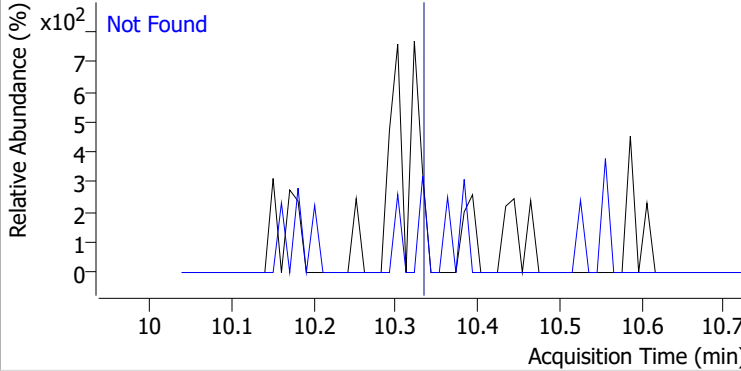
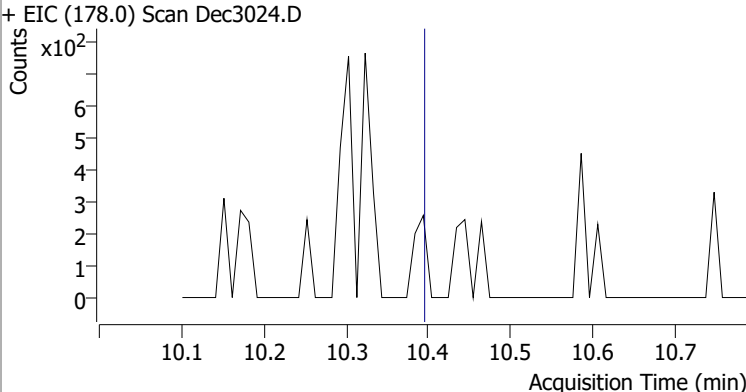
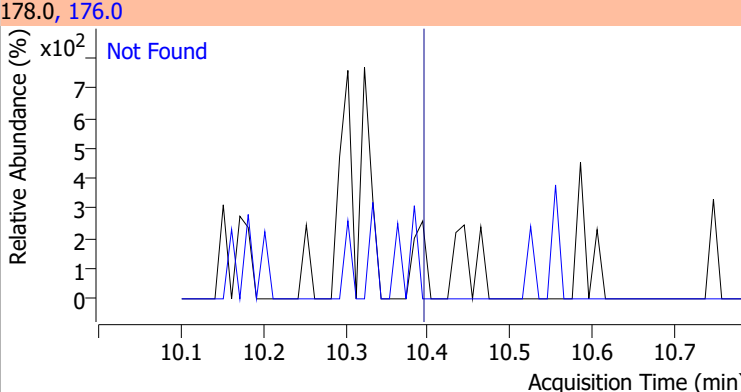
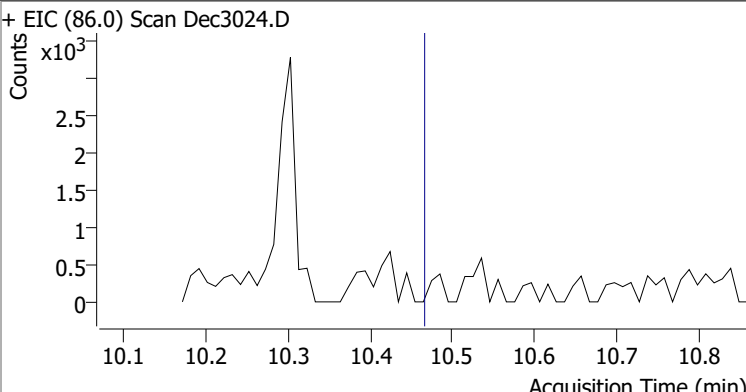
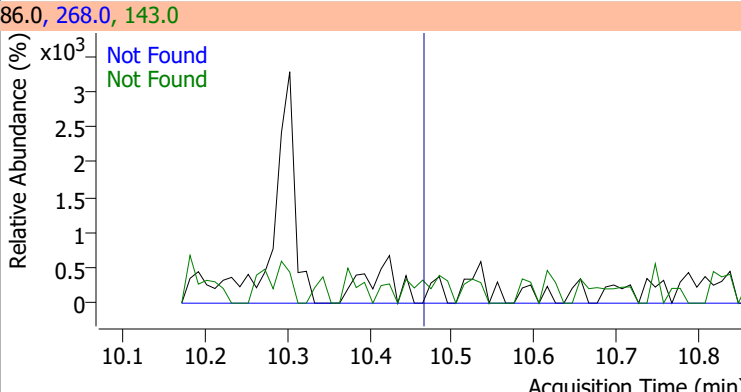
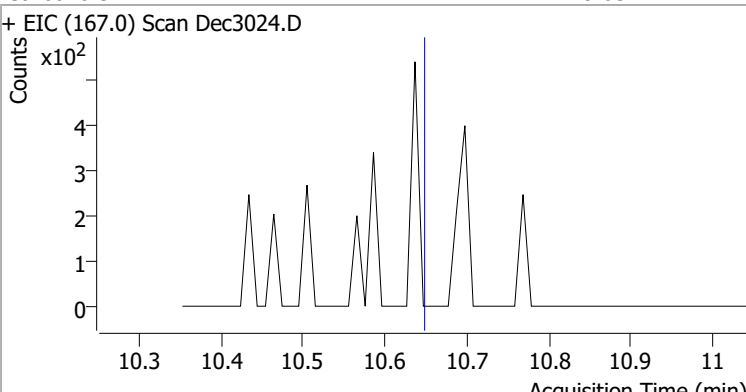
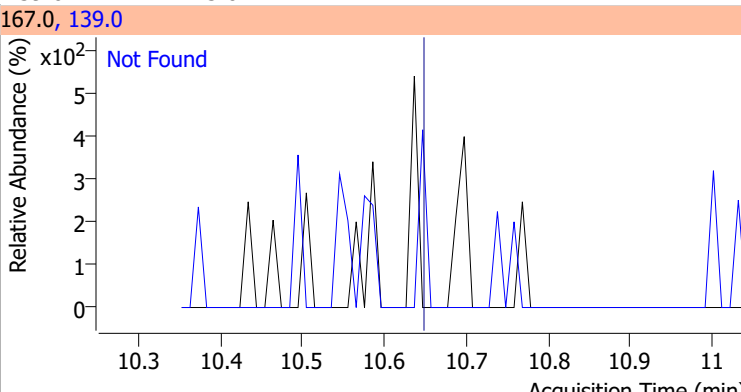
| Compound | Conc. | Exp RT | QIon | Exp Ratio |
|-------------------|-------|--------|-------|-----------|
| Hexachlorobenzene | N.D. | 9.84 | 142.0 | 64.6 |



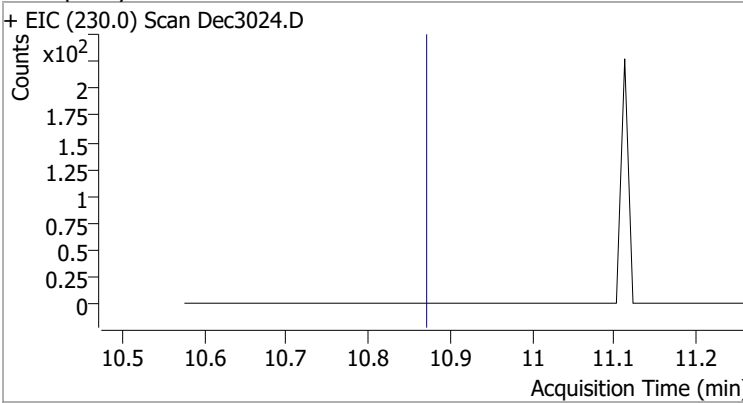
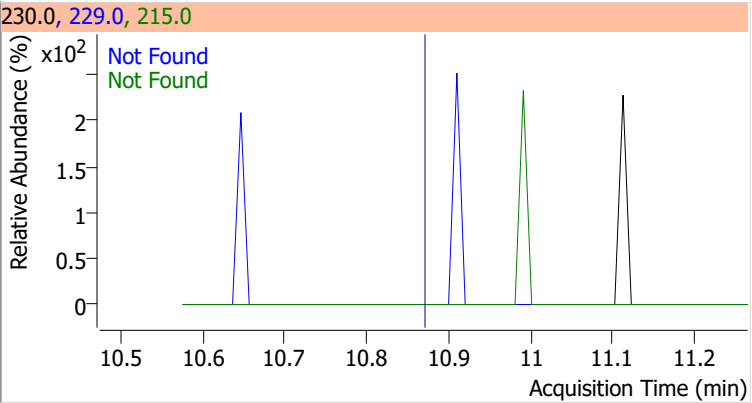
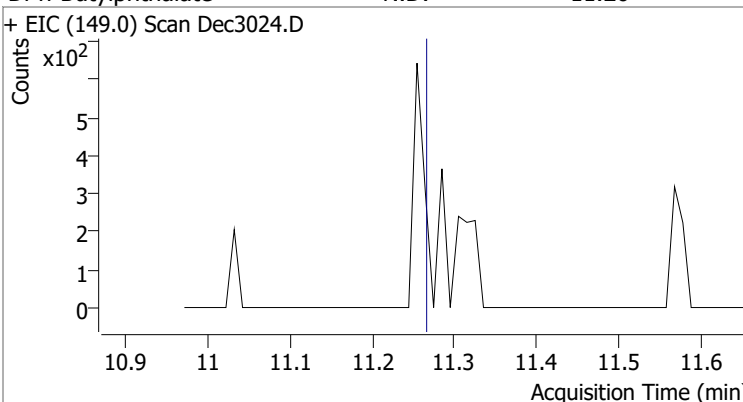
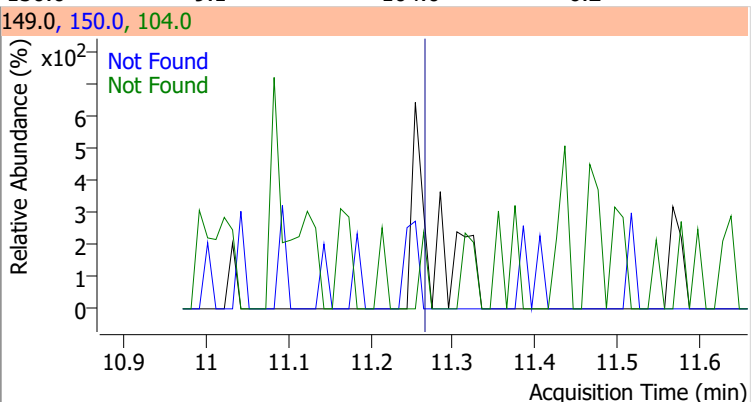
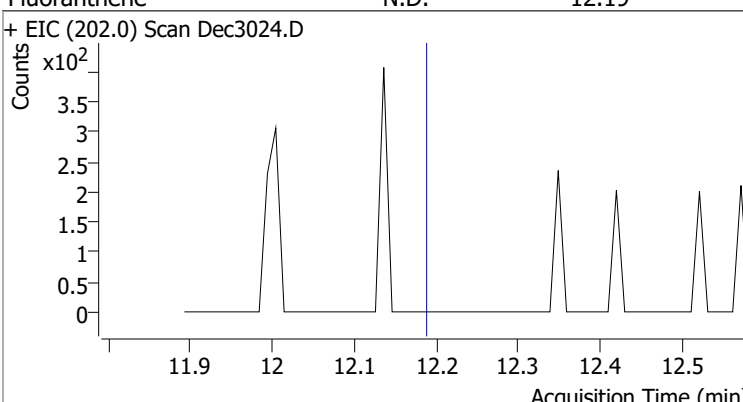
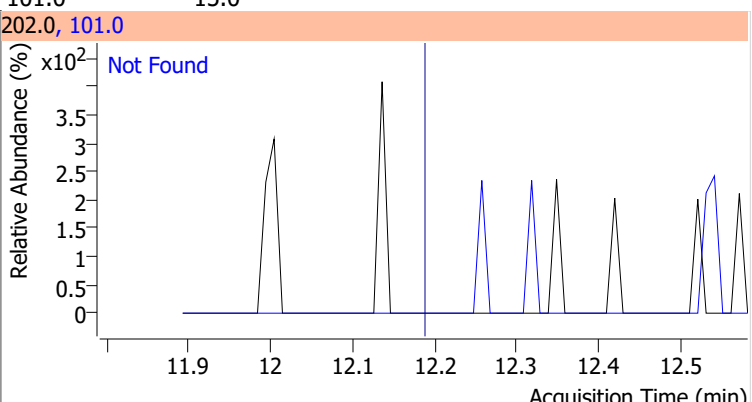
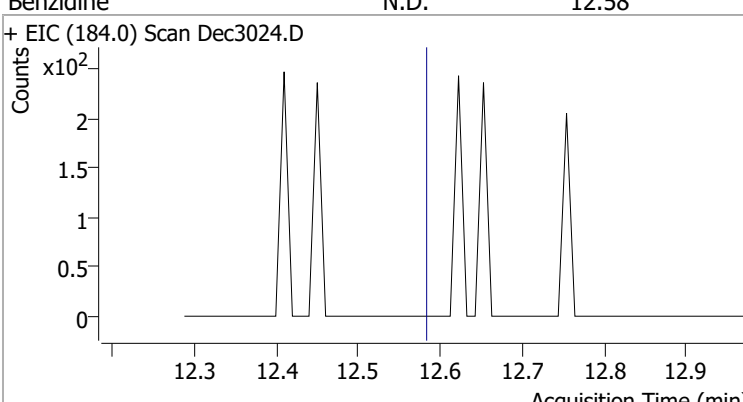
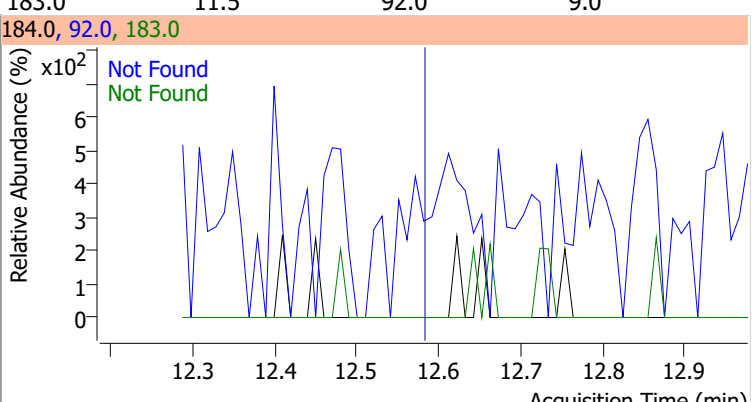
| Compound | Conc. | Exp RT | QIon | Exp Ratio | QIon | Exp Ratio |
|-------------------|-------|--------|-------|-----------|-------|-----------|
| Pentachlorophenol | N.D. | 10.10 | 263.9 | 62.0 | 267.9 | 61.9 |



Quantitation Results Report (QT Reviewed)

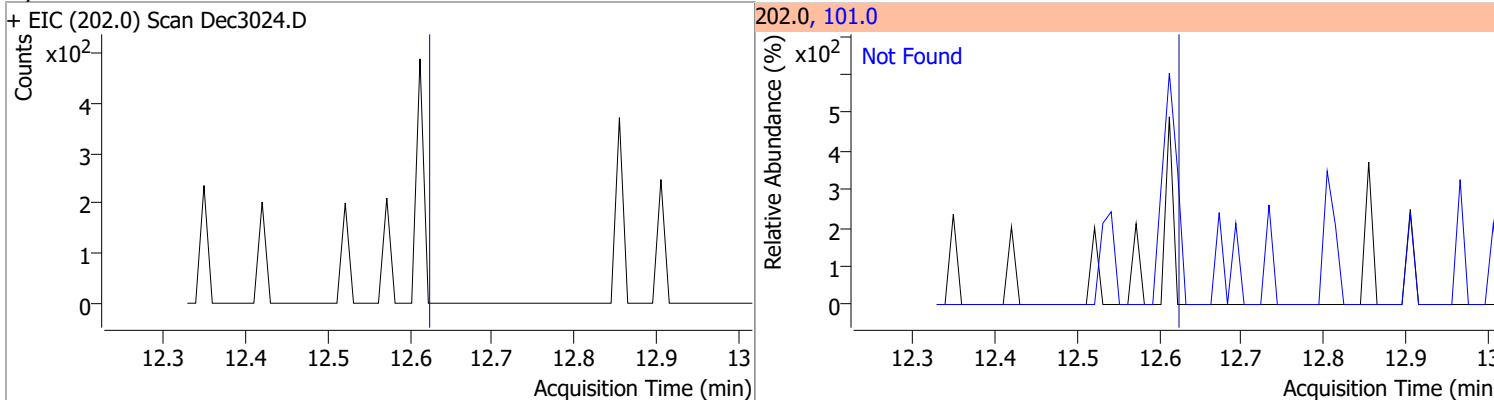
| Compound | Conc. | Exp RT | QIon | Exp Ratio | | |
|--|-------|--------|--|-----------|------|-----------|
| Phenanthrene | N.D. | 10.33 | 176.0 | 19.7 | | |
| + EIC (178.0) Scan Dec3024.D | | | 178.0, 176.0 | | | |
|  | | |  | | | |
| Anthracene | N.D. | 10.39 | 176.0 | 18.3 | | |
| + EIC (178.0) Scan Dec3024.D | | | 178.0, 176.0 | | | |
|  | | |  | | | |
| Triallate | N.D. | 10.46 | 143.0 | 22.0 | QIon | Exp Ratio |
| | | | 268.0 | 18.2 | | |
| + EIC (86.0) Scan Dec3024.D | | | 86.0, 268.0, 143.0 | | | |
|  | | |  | | | |
| Carbazole | N.D. | 10.65 | 139.0 | 13.0 | | |
| + EIC (167.0) Scan Dec3024.D | | | 167.0, 139.0 | | | |
|  | | |  | | | |

Quantitation Results Report (QT Reviewed)

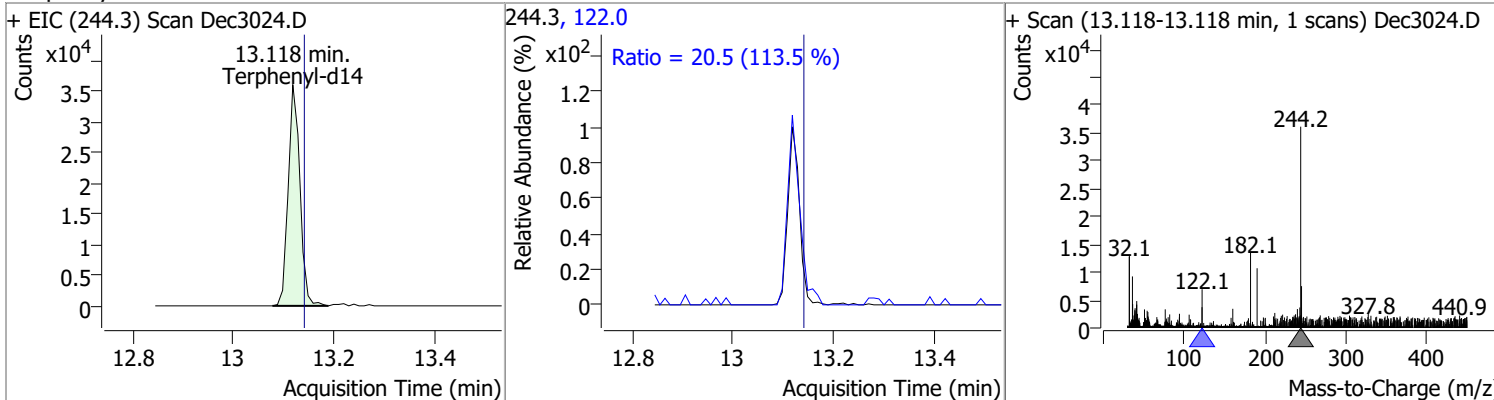
| Compound | Conc. | Exp RT | QIon | Exp Ratio | QIon | Exp Ratio |
|--|-------|--------|--|-----------|-------|-----------|
| o-Terphenyl | N.D. | 10.87 | 229.0 | 67.7 | 215.0 | 38.2 |
| + EIC (230.0) Scan Dec3024.D | | | 230.0, 229.0, 215.0 | | | |
|  | | |  | | | |
| Di-n-Butylphthalate | N.D. | 11.26 | 150.0 | 9.1 | 104.0 | 6.2 |
| + EIC (149.0) Scan Dec3024.D | | | 149.0, 150.0, 104.0 | | | |
|  | | |  | | | |
| Fluoranthene | N.D. | 12.19 | 101.0 | 15.0 | | |
| + EIC (202.0) Scan Dec3024.D | | | 202.0, 101.0 | | | |
|  | | |  | | | |
| Benzidine | N.D. | 12.58 | 183.0 | 11.5 | 92.0 | 9.0 |
| + EIC (184.0) Scan Dec3024.D | | | 184.0, 92.0, 183.0 | | | |
|  | | |  | | | |

Quantitation Results Report (QT Reviewed)

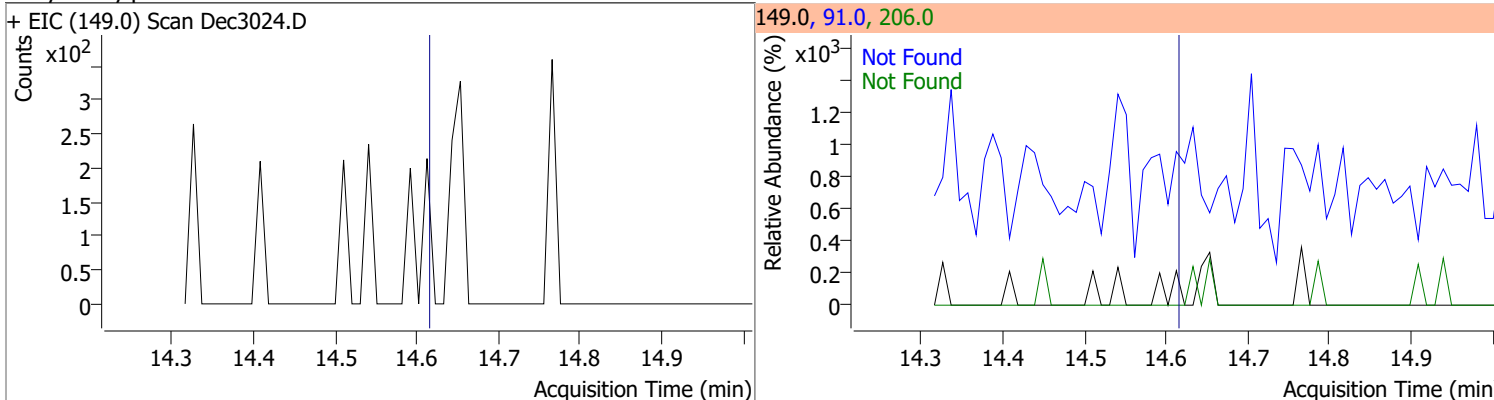
| Compound | Conc. | Exp RT | QIon | Exp Ratio |
|----------|-------|--------|-------|-----------|
| Pyrene | N.D. | 12.62 | 101.0 | 18.5 |



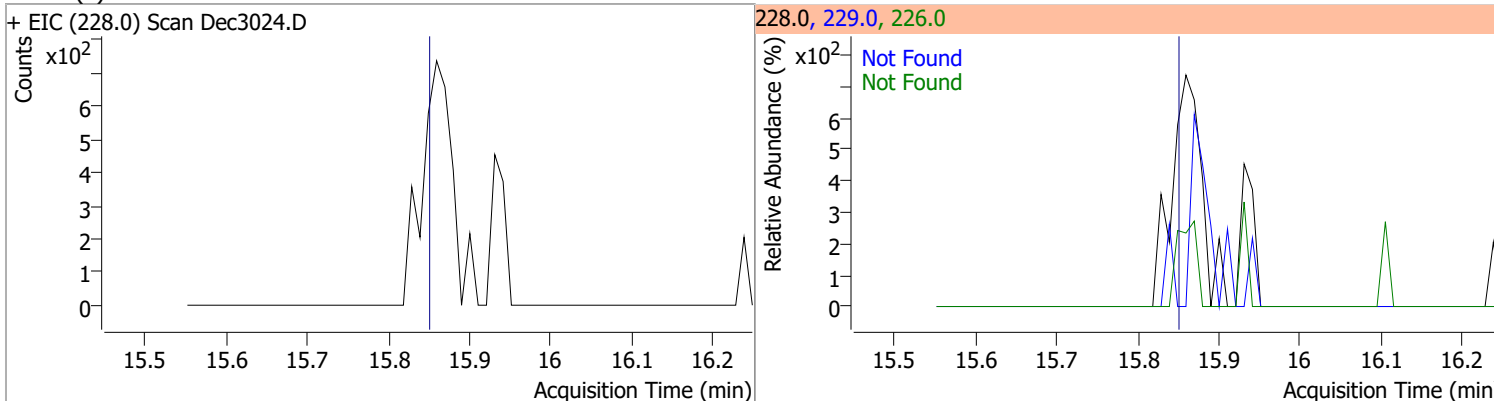
| Compound | Conc. | RT | Dev(Min) | Resp. | QIon | QRatio | Lower | Upper |
|---------------|--------|-------|----------|-------|-------|--------|-------|-------|
| Terphenyl-d14 | 4.1789 | 13.12 | -0.02 | 58330 | 122.0 | 20.5 | 12.7 | 23.5 |



| Compound | Conc. | Exp RT | QIon | Exp Ratio | QIon | Exp Ratio |
|----------------------|-------|--------|------|-----------|-------|-----------|
| Butylbenzylphthalate | N.D. | 14.63 | 91.0 | 94.6 | 206.0 | 14.9 |

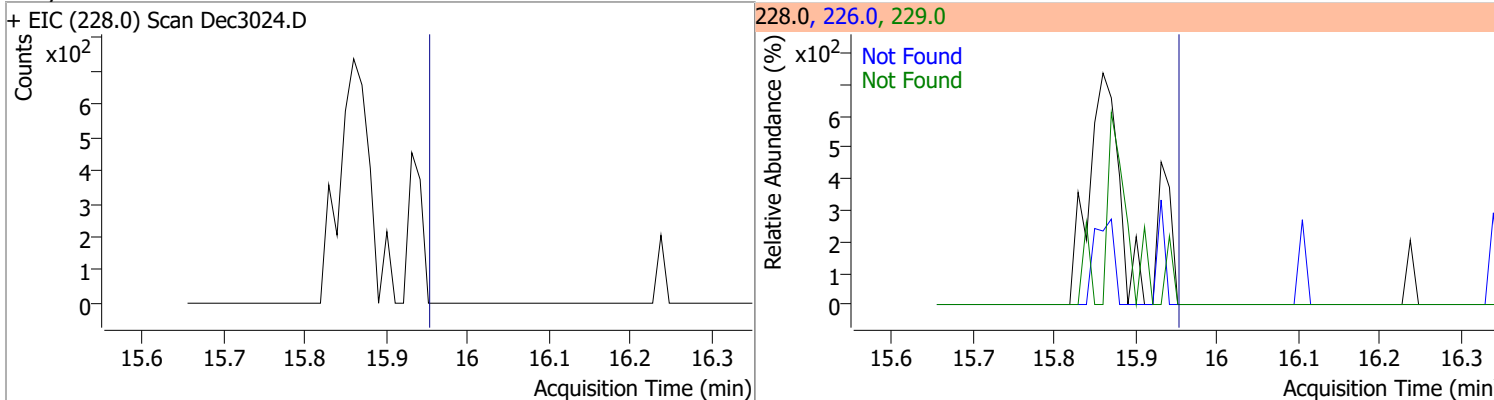


| Compound | Conc. | Exp RT | QIon | Exp Ratio | QIon | Exp Ratio |
|--------------------|-------|--------|-------|-----------|-------|-----------|
| Benzo(a)Anthracene | N.D. | 15.87 | 226.0 | 26.7 | 229.0 | 21.3 |

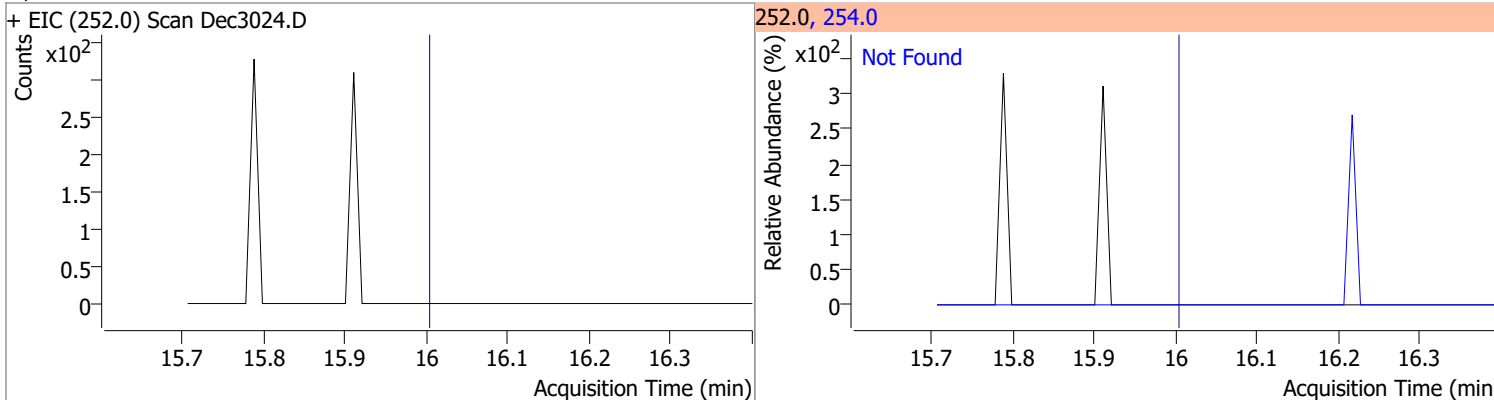


Quantitation Results Report (QT Reviewed)

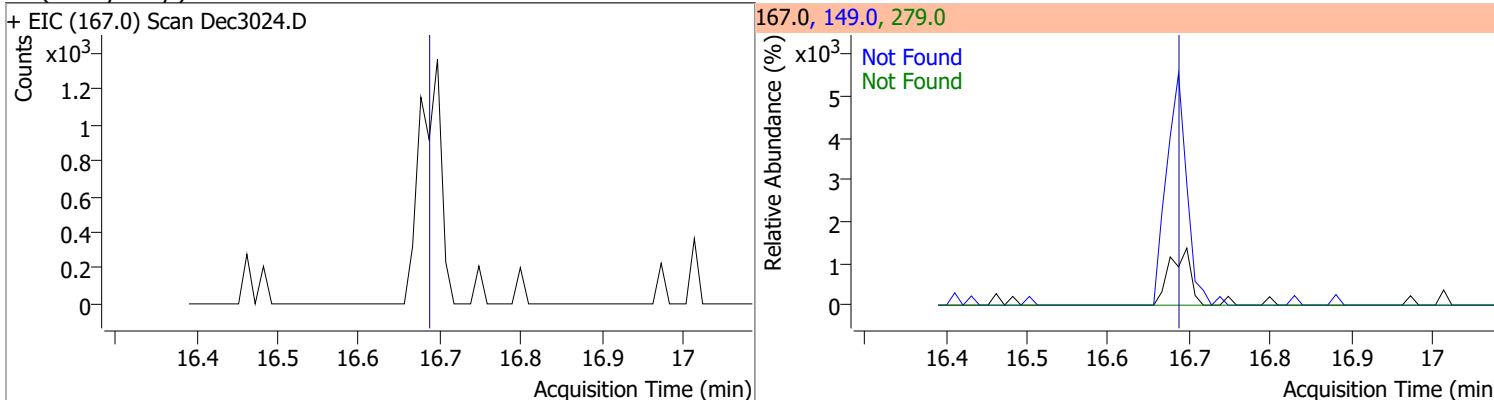
| Compound | Conc. | Exp RT | QIon | Exp Ratio | QIon | Exp Ratio |
|----------|-------|--------|-------|-----------|-------|-----------|
| Chrysene | N.D. | 15.97 | 226.0 | 30.6 | 229.0 | 20.9 |



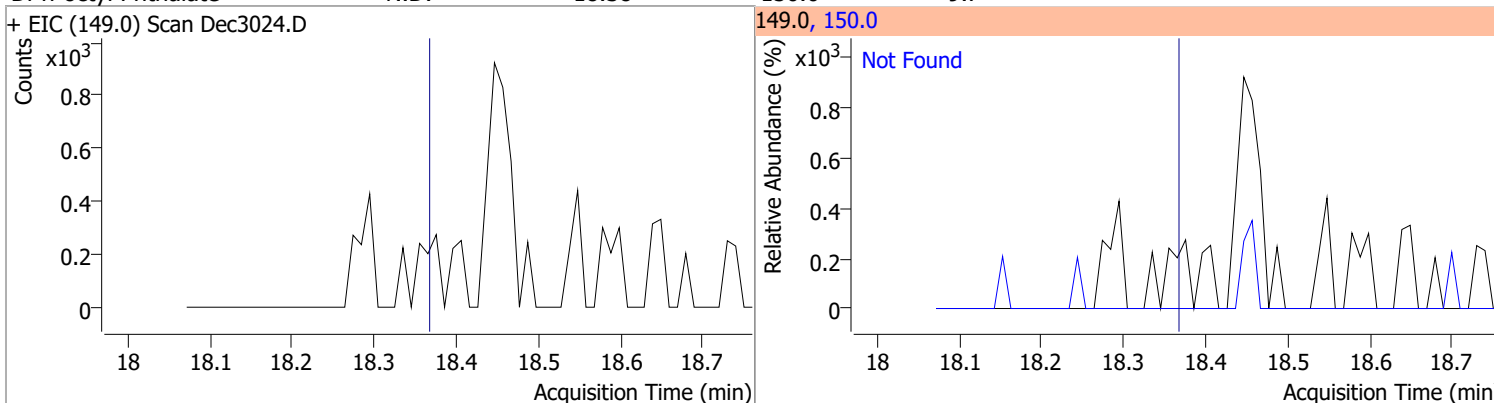
| Compound | Conc. | Exp RT | QIon | Exp Ratio |
|-----------------------|-------|--------|-------|-----------|
| 3,3-Dichlorobenzidine | N.D. | 16.02 | 254.0 | 62.0 |



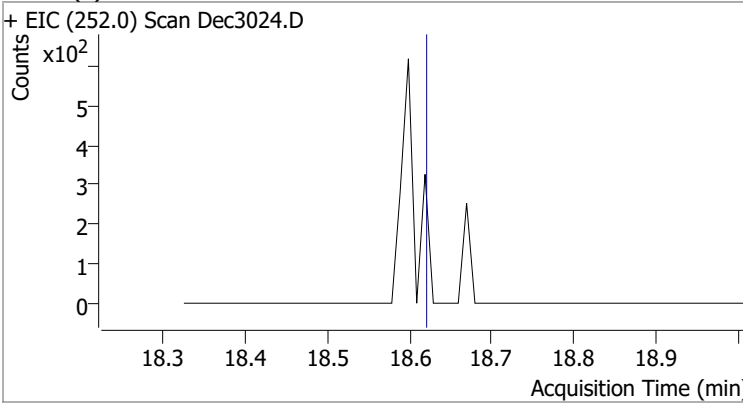
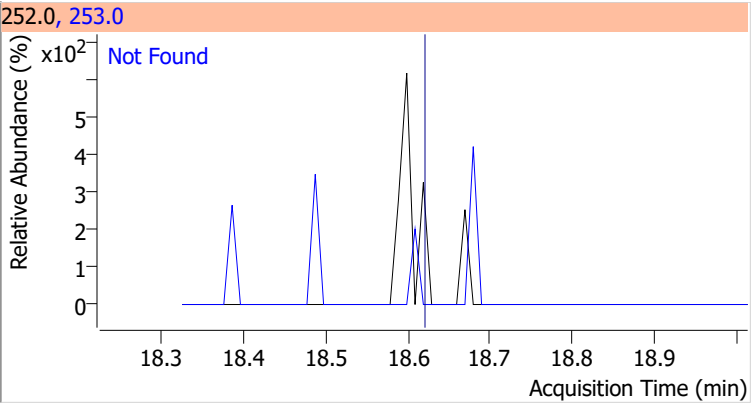
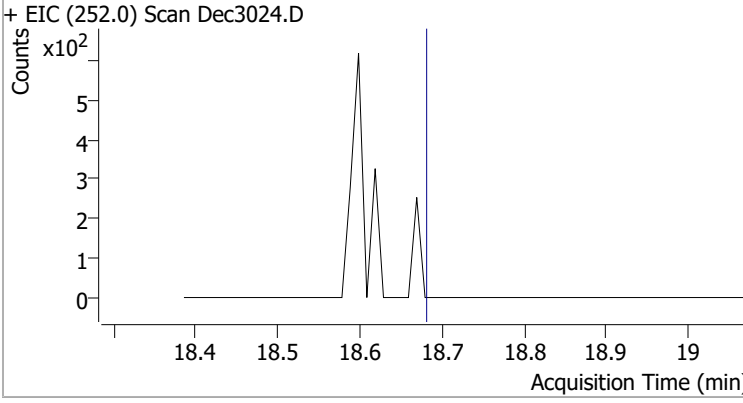
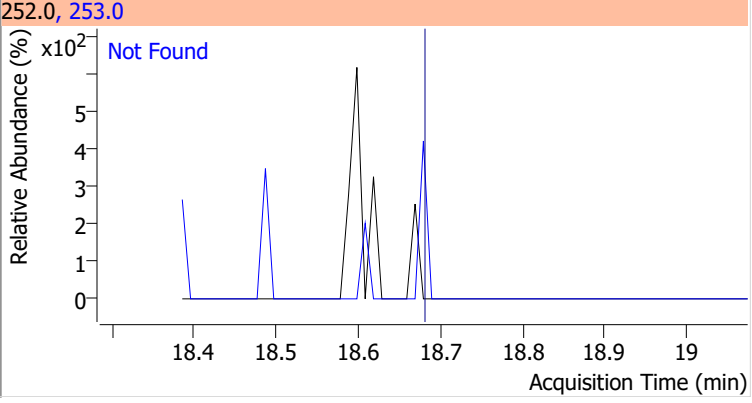
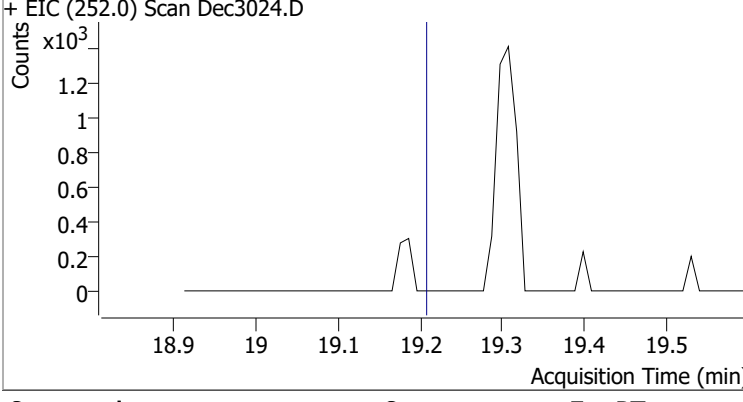
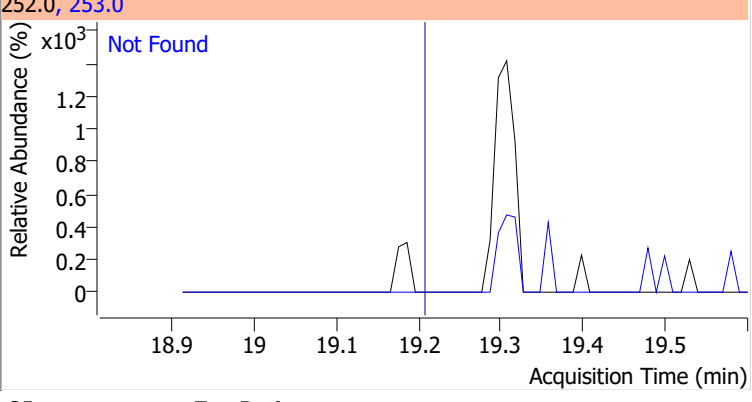
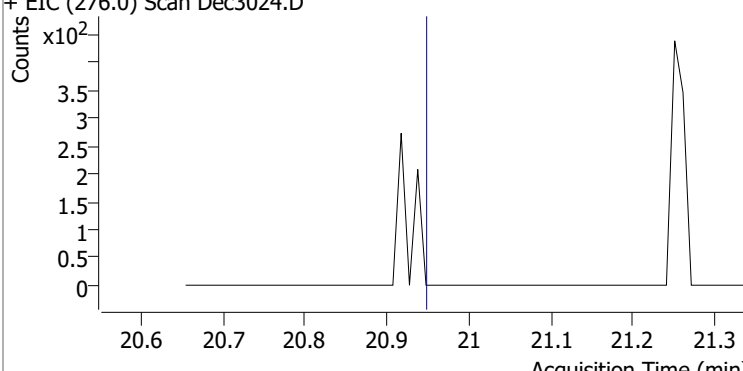
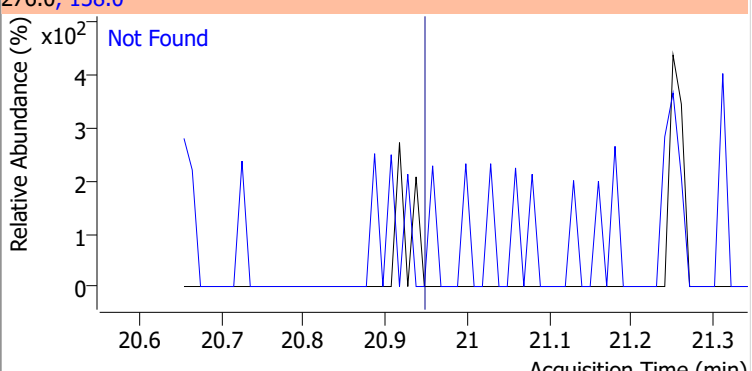
| Compound | Conc. | Exp RT | QIon | Exp Ratio | QIon | Exp Ratio |
|----------------------------|-------|--------|-------|-----------|-------|-----------|
| bis(2-ethylhexyl)Phthalate | N.D. | 16.71 | 149.0 | 421.6 | 279.0 | 11.2 |



| Compound | Conc. | Exp RT | QIon | Exp Ratio |
|----------------------|-------|--------|-------|-----------|
| Di-n-octyl Phthalate | N.D. | 18.38 | 150.0 | 9.7 |

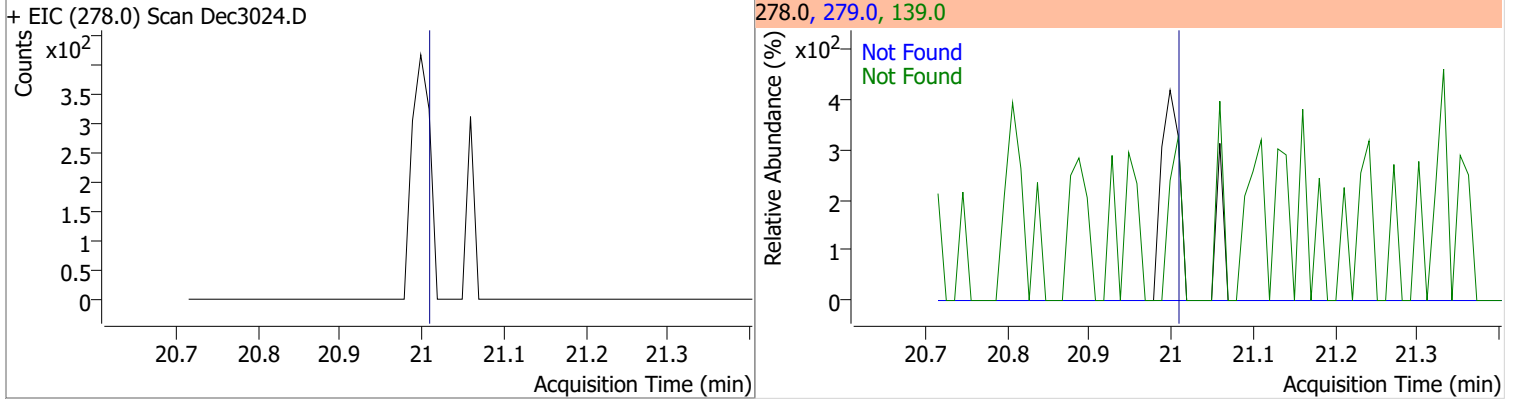


Quantitation Results Report (QT Reviewed)

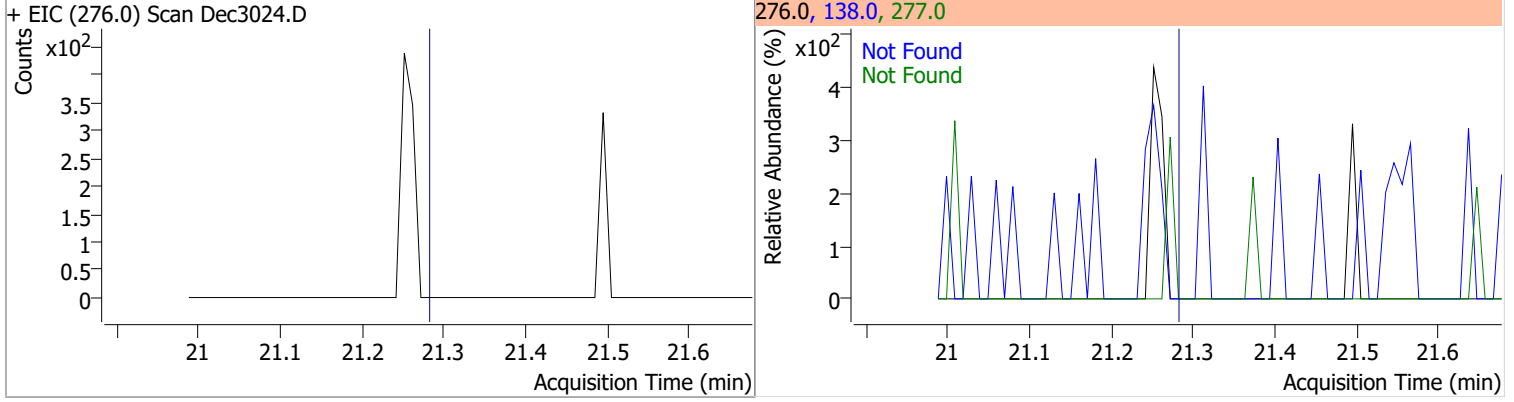
| Compound | Conc. | Exp RT | QIon | Exp Ratio |
|--|-------|--------|--|-----------|
| Benzo(b)fluoranthene | N.D. | 18.63 | 253.0 | 21.4 |
| + EIC (252.0) Scan Dec3024.D | | | 252.0, 253.0 | |
|  | | |  | |
| Benzo(k)fluoranthene | N.D. | 18.69 | 253.0 | 21.7 |
| + EIC (252.0) Scan Dec3024.D | | | 252.0, 253.0 | |
|  | | |  | |
| Benzo(a)pyrene | N.D. | 19.22 | 253.0 | 22.9 |
| + EIC (252.0) Scan Dec3024.D | | | 252.0, 253.0 | |
|  | | |  | |
| Indeno(1,2,3-c,d)pyrene | N.D. | 20.96 | 138.0 | 39.1 |
| + EIC (276.0) Scan Dec3024.D | | | 276.0, 138.0 | |
|  | | |  | |

Quantitation Results Report (QT Reviewed)

| Compound | Conc. | Exp RT | QIon | Exp Ratio | QIon | Exp Ratio |
|------------------------|-------|--------|-------|-----------|-------|-----------|
| Dibenzo(a,h)anthracene | N.D. | 21.02 | 139.0 | 30.6 | 279.0 | 24.6 |

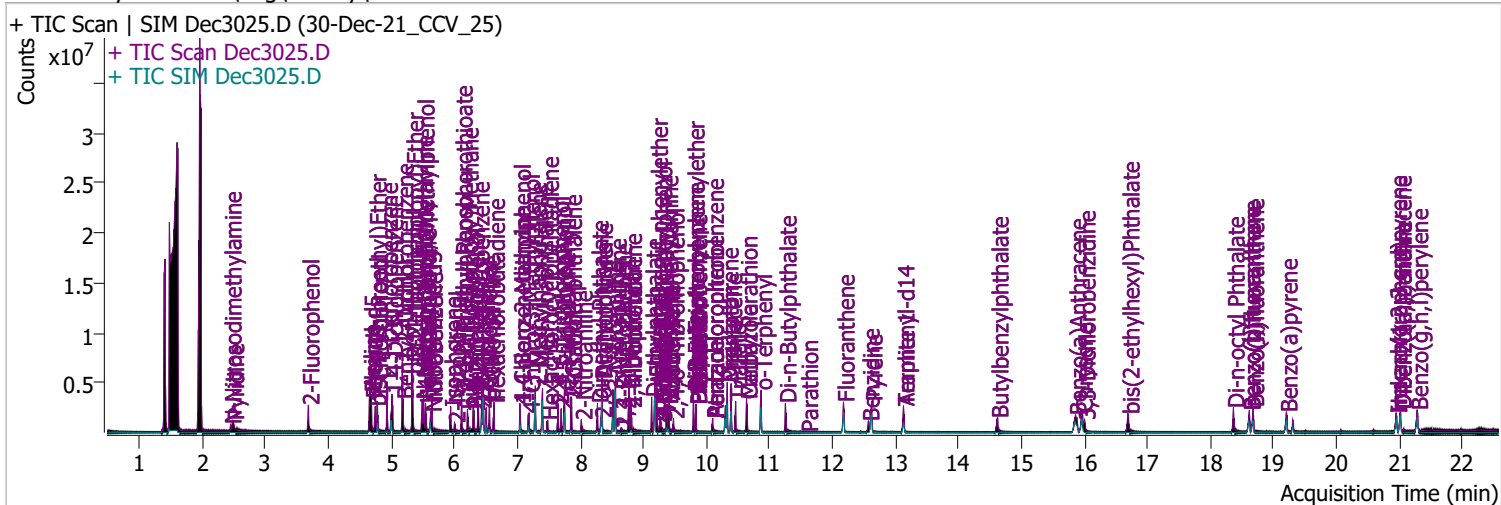


| Compound | Conc. | Exp RT | QIon | Exp Ratio | QIon | Exp Ratio |
|----------------------|-------|--------|-------|-----------|-------|-----------|
| Benzo(g,h,i)perylene | N.D. | 21.29 | 138.0 | 41.5 | 277.0 | 23.8 |



Quantitation Results Report (QT Reviewed)

| | | | |
|----------------|----------------------------|-------------------|------------------------|
| Data File | Dec3025.D | Operator | LIMS import |
| Acq. Method | BNA+SIM.M | Acq. Date-Time | 12/31/2021 1:11:59 AM |
| Sample Name | 30-Dec-21_CCV_25 | Instrument | Instrument #1 |
| Vial | 25 | Multiplier | 1.00 |
| DA Method File | 122821 bna 1 CAL.batch.bin | Comment | SVOC-8270-W |
| Tune File | dftppdsm.u | Tune Date | 11/24/2021 11:15:00 AM |
| Batch Name | 123021 bna 1.batch.bin | Last Calib Update | 1/3/2022 10:10:10 AM |
| Ref Library | D:\Org\Library\NIST129K.I | | |



| Compound | RT | QIon | Resp. | Conc. | Units | Dev(Min) |
|----------|----|------|-------|-------|-------|----------|
|----------|----|------|-------|-------|-------|----------|

Internal Standards

System Monitoring Compounds

| | | | | | | |
|------------------------|----------------------|-------|---------|-------------------|------|--------|
| S 2-Fluorophenol | 3.684 | 112.0 | 683634 | 81.4262 | µg/L | -0.020 |
| Spiked Amount: 200.000 | Range: 10.0 - 75.0% | | | Recovery = 40.71% | | |
| S Phenol-d5 | 4.664 | 99.0 | 935467 | 76.7779 | µg/L | -0.020 |
| Spiked Amount: 200.000 | Range: 10.0 - 65.0% | | | Recovery = 38.39% | | |
| S Nitrobenzene-d5 | 5.624 | 82.0 | 410406 | 68.3853 | µg/L | 0.000 |
| Spiked Amount: 100.000 | Range: 32.0 - 94.0% | | | Recovery = 68.39% | | |
| S 2-Fluorobiphenyl | 7.749 | 172.0 | 1450041 | 71.2020 | µg/L | 0.000 |
| Spiked Amount: 100.000 | Range: 28.0 - 107.0% | | | Recovery = 71.20% | | |
| S 2,4,6-Tribromophenol | 9.479 | 329.8 | 82183 | 82.9068 | µg/L | 0.000 |
| Spiked Amount: 200.000 | Range: 25.0 - 140.0% | | | Recovery = 41.45% | | |
| S Terphenyl-d14 | 13.128 | 244.3 | 1157255 | 73.5795 | µg/L | -0.010 |
| Spiked Amount: 100.000 | Range: 32.0 - 122.0% | | | Recovery = 73.58% | | |

Target Compounds

| Compound | RT | QIon | Resp. | Conc. | Units | QValue |
|-------------------------------|-------|-------|---------|---------|-------|--------|
| T N-Nitrosodimethylamine | 2.448 | 74.0 | 208974 | 53.5706 | µg/L | 99 |
| T Pyridine | 2.489 | 79.0 | 573367 | 59.8629 | µg/L | 87 |
| T Aniline | 4.654 | 93.0 | 1292950 | 72.6692 | µg/L | 91 |
| T Phenol | 4.685 | 94.0 | 1036587 | 77.0057 | µg/L | 91 |
| T bis(-2-Chloroethyl)Ether | 4.746 | 63.0 | 738219 | 65.2563 | µg/L | 99 |
| T 2-Chlorophenol | 4.777 | 128.0 | 733650 | 73.3426 | µg/L | 100 |
| T 1,3-Dichlorobenzene | 4.930 | 146.0 | 973300 | 75.5034 | µg/L | 99 |
| T 1,4-Dichlorobenzene | 5.012 | 146.0 | 931560 | 73.2761 | µg/L | 98 |
| T 1,2-Dichlorobenzene | 5.175 | 146.0 | 961283 | 72.1920 | µg/L | 99 |
| T Benzyl Alcohol | 5.185 | 108.0 | 435850 | 68.5745 | µg/L | m 98 |
| T bis(2-chloroisopropyl)Ether | 5.338 | 121.0 | 267855 | 66.2223 | µg/L | 100 |
| T 2-Methylphenol | 5.328 | 107.0 | 699002 | 71.1411 | µg/L | 98 |
| T N-nitroso-Di-n-propylamine | 5.492 | 70.0 | 471209 | 62.7437 | µg/L | 100 |
| T 4Methylphenol/3Methylphenol | 5.512 | 107.0 | 898351 | 68.7744 | µg/L | 98 |
| T Hexachloroethane | 5.543 | 117.0 | 245436 | 70.6803 | µg/L | 98 |

Quantitation Results Report (QT Reviewed)

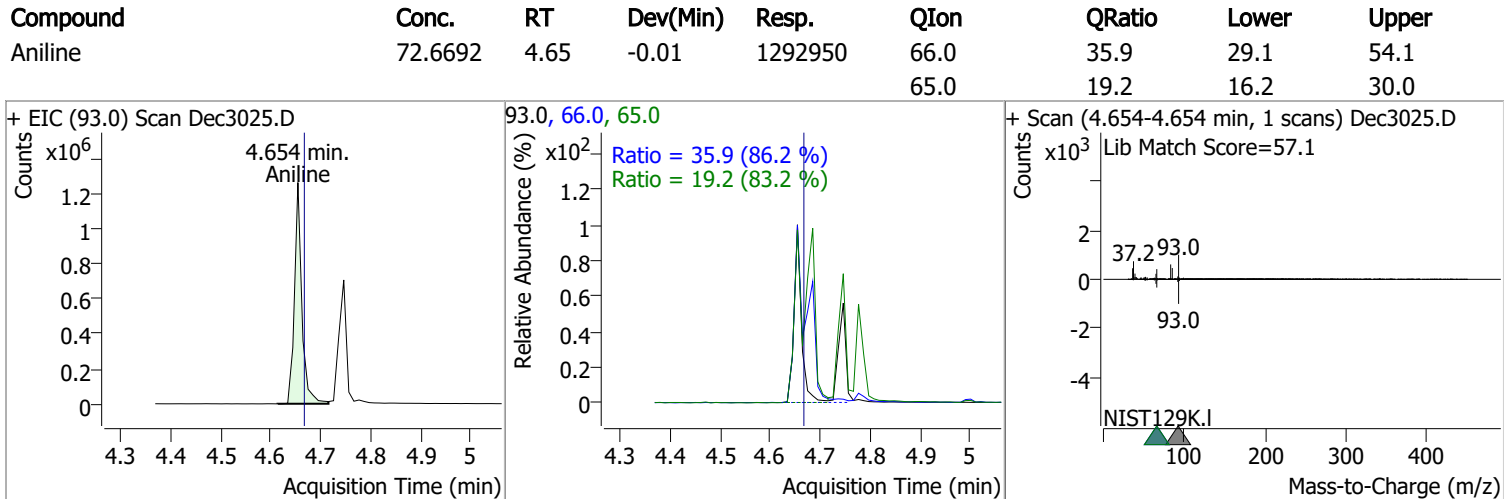
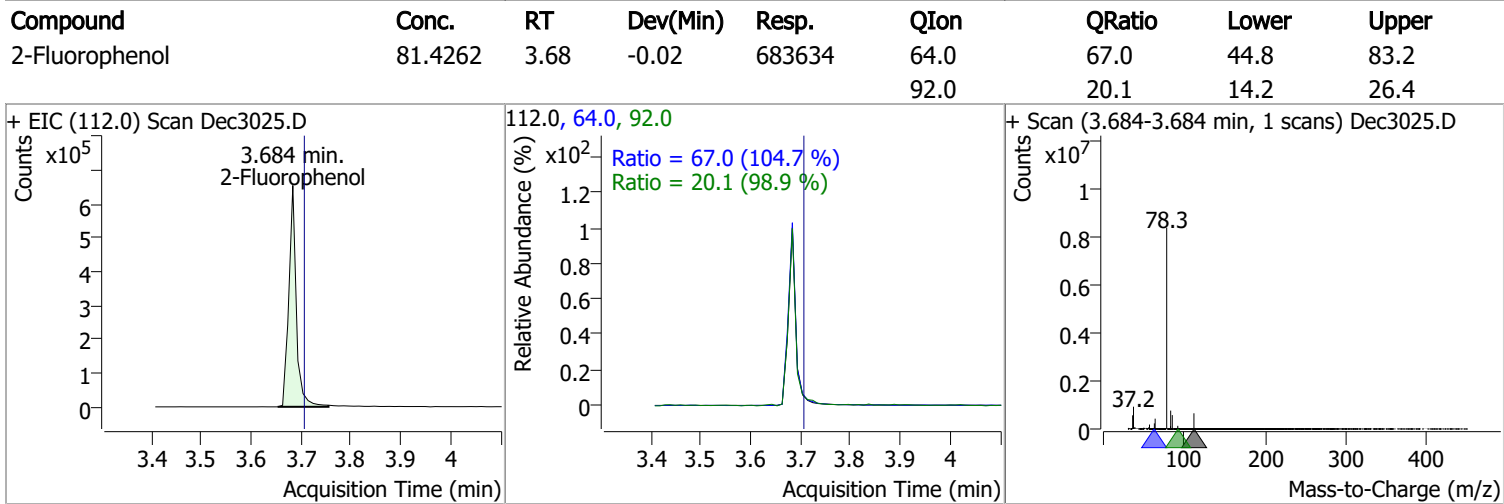
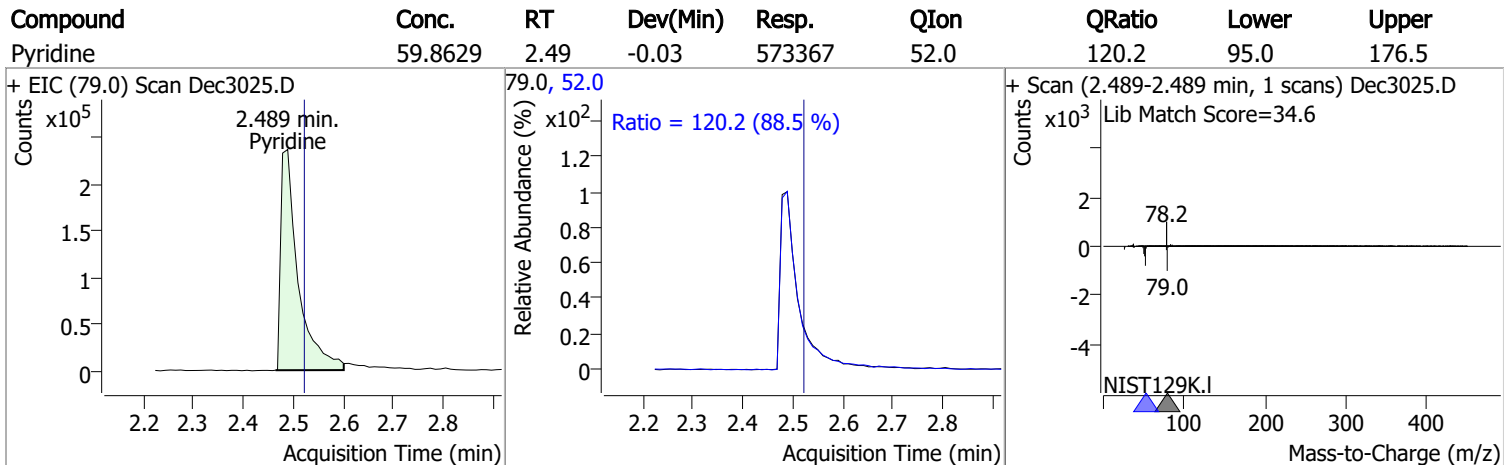
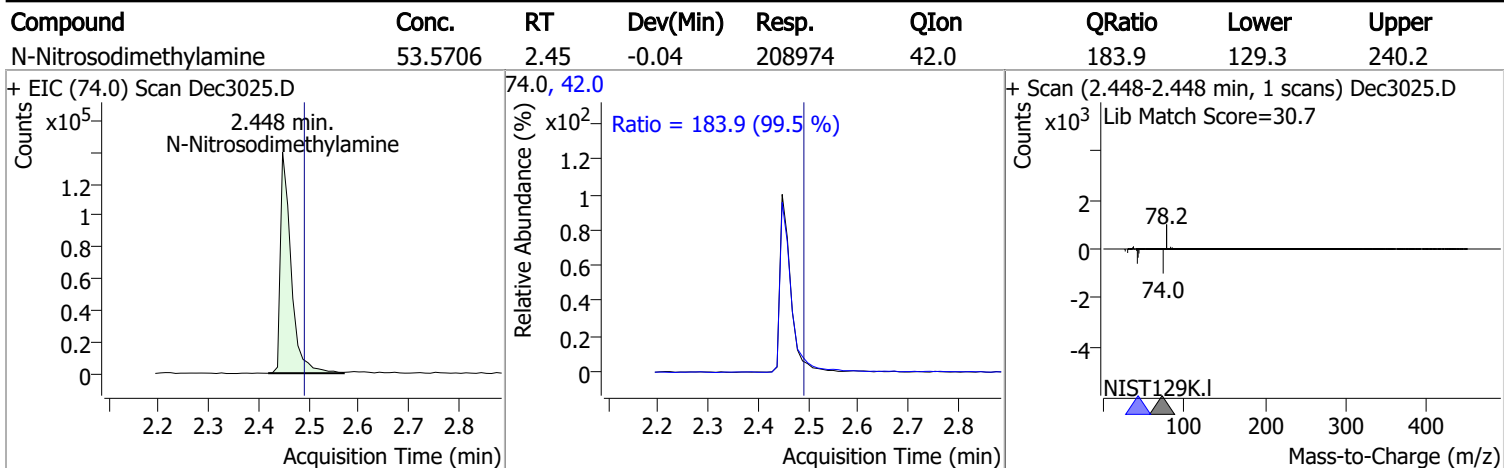
| Compound | RT | QIon | Resp. | Conc. | Units | Dev(Min) | |
|-------------------------------|--------|-------|---------|---------|-------|----------|-----|
| T Nitrobenzene | 5.645 | 123.1 | 220637 | 71.2106 | µg/L | 98 | |
| T Isophorone | 5.941 | 82.0 | 978162 | 68.3173 | µg/L | 100 | |
| T 2-Nitrophenol | 6.003 | 139.0 | 152764 | 63.3635 | µg/L | 92 | |
| T 2,4-Dimethylphenol | 6.116 | 122.0 | 576516 | 69.6814 | µg/L | 97 | |
| T bis(-2-Chloroethoxy)Methane | 6.208 | 93.0 | 666176 | 61.0984 | µg/L | 99 | |
| T Benzoic Acid | 6.301 | 105.0 | 279147 | 63.2551 | µg/L | 92 | |
| T 2,4-Dichlorophenol | 6.311 | 162.0 | 476432 | 73.0234 | µg/L | 98 | |
| T 1,2,4-Trichlorobenzene | 6.383 | 180.0 | 583240 | 67.7040 | µg/L | 99 | |
| T Naphthalene | 6.455 | 128.0 | 1843104 | 65.0197 | µg/L | m | 100 |
| T 4-Chlorophenol | 6.506 | 130.0 | 179697 | 75.6360 | µg/L | m | 98 |
| T p-Chloroaniline | 6.557 | 127.0 | 729015 | 70.4047 | µg/L | | 96 |
| T Hexachlorobutadiene | 6.629 | 224.9 | 290652 | 65.7767 | µg/L | | 96 |
| T 4-Chloro-2-Methylphenol | 7.040 | 107.0 | 453937 | 68.6199 | µg/L | | 98 |
| T 4-Chloro-3-Methylphenol | 7.184 | 107.0 | 469603 | 71.4338 | µg/L | | 99 |
| T 2-Methylnaphthalene | 7.286 | 141.0 | 1161066 | 71.2486 | µg/L | | 98 |
| T 1-Methylnaphthalene | 7.399 | 141.0 | 1112047 | 68.4277 | µg/L | | 99 |
| T Hexachlorocyclopentadiene | 7.482 | 236.9 | 141485 | 67.0875 | µg/L | | 98 |
| T 2,4,6-Trichlorophenol | 7.646 | 196.0 | 290861 | 78.1894 | µg/L | m | 96 |
| T 2,4,5-Trichlorophenol | 7.697 | 196.0 | 334740 | 78.5997 | µg/L | m | 99 |
| T 2-Chloronaphthalene | 7.851 | 162.0 | 1127459 | 68.4343 | µg/L | | 99 |
| T 2-Nitroaniline | 8.016 | 65.0 | 175673 | 67.3027 | µg/L | | 96 |
| T Dimethyl Phthalate | 8.272 | 163.0 | 1065711 | 71.5487 | µg/L | | 97 |
| T 2,6-Dinitrotoluene | 8.323 | 165.0 | 106297 | 62.3192 | µg/L | | 79 |
| T Acenaphthylene | 8.343 | 152.1 | 1927702 | 75.3590 | µg/L | | 100 |
| T 3-Nitroaniline | 8.517 | 138.0 | 142403 | 71.6433 | µg/L | | 95 |
| T Acenaphthene | 8.558 | 154.0 | 1113365 | 75.5271 | µg/L | | 98 |
| T 2,4-Dinitrophenol | 8.650 | 184.0 | 53867 | 63.1599 | µg/L | | 87 |
| T Dibenzofuran | 8.773 | 168.0 | 1828092 | 76.9159 | µg/L | | 89 |
| T 4-Nitrophenol | 8.804 | 109.0 | 165950 | 66.0970 | µg/L | | 89 |
| T 2,4-Dinitrotoluene | 8.804 | 165.0 | 166394 | 75.6908 | µg/L | | 98 |
| T Diethylphthalate | 9.131 | 149.0 | 1111038 | 68.8060 | µg/L | | 100 |
| T Fluorene | 9.182 | 166.0 | 1458713 | 76.5681 | µg/L | | 98 |
| T 4-Chlorophenyl-phenylether | 9.213 | 204.0 | 557015 | 71.0079 | µg/L | | 99 |
| T 4-Nitroaniline | 9.264 | 138.0 | 142419 | 70.6230 | µg/L | | 92 |
| T 4,6-Dinitro-2-methylphenol | 9.285 | 198.0 | 73035 | 66.5831 | µg/L | | 99 |
| T N-nitrosodiphenylamine | 9.377 | 169.0 | 904251 | 78.9913 | µg/L | | 98 |
| T Azobenzene | 9.407 | 77.0 | 1166404 | 74.6892 | µg/L | | 98 |
| T 4-Bromophenyl-phenylether | 9.796 | 248.0 | 302636 | 72.2250 | µg/L | | 95 |
| T Hexachlorobenzene | 9.837 | 283.9 | 311627 | 79.0674 | µg/L | | 96 |
| T Pentachlorophenol | 10.100 | 265.9 | 129445 | 81.8704 | µg/L | | 97 |
| T Phenanthrene | 10.333 | 178.0 | 1935742 | 79.4168 | µg/L | | 98 |
| T Anthracene | 10.394 | 178.0 | 1763983 | 74.0814 | µg/L | m | 99 |
| T Triallate | 10.465 | 86.0 | 388766 | 79.0064 | µg/L | | 99 |
| T Carbazole | 10.637 | 167.0 | 1754363 | 73.4015 | µg/L | | 99 |
| T o-Terphenyl | 10.870 | 230.0 | 909497 | 76.4137 | µg/L | | 99 |
| T Di-n-Butylphthalate | 11.255 | 149.0 | 1503916 | 68.6467 | µg/L | | 99 |
| T Fluoranthene | 12.176 | 202.0 | 1789441 | 73.3246 | µg/L | | 99 |
| T Benzidine | 12.571 | 184.0 | 617605 | 72.7534 | µg/L | | 99 |
| T Pyrene | 12.622 | 202.0 | 1973004 | 75.1381 | µg/L | | 99 |
| T Butylbenzylphthalate | 14.623 | 149.0 | 448311 | 69.4632 | µg/L | | 96 |
| T Benzo(a)Anthracene | 15.859 | 228.0 | 1334324 | 73.8950 | µg/L | | 99 |
| T Chrysene | 15.962 | 228.0 | 1480715 | 71.7910 | µg/L | | 99 |
| T 3,3-Dichlorobenzidine | 16.002 | 252.0 | 394300 | 73.1595 | µg/L | | 99 |
| T bis(2-ethylhexyl)Phthalate | 16.697 | 167.0 | 146671 | 69.3721 | µg/L | | 100 |
| T Di-n-octyl Phthalate | 18.366 | 149.0 | 1105473 | 73.7275 | µg/L | | 99 |

Quantitation Results Report (QT Reviewed)

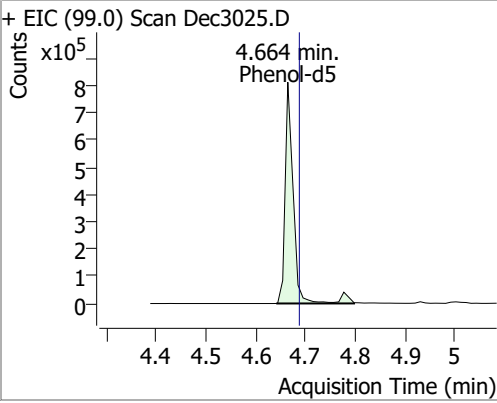
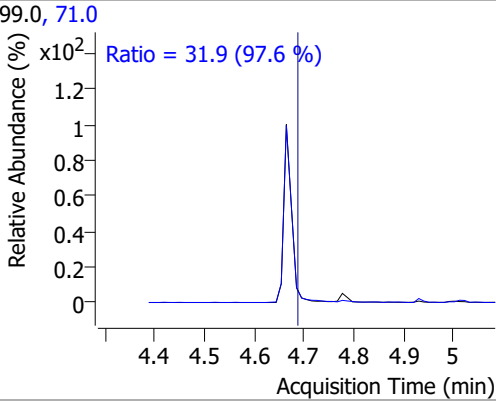
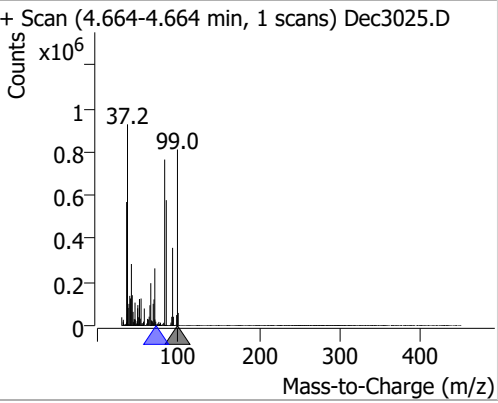
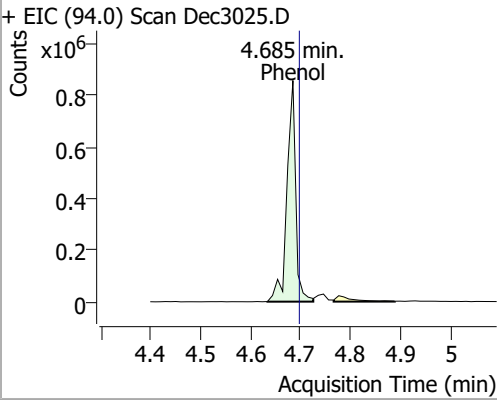
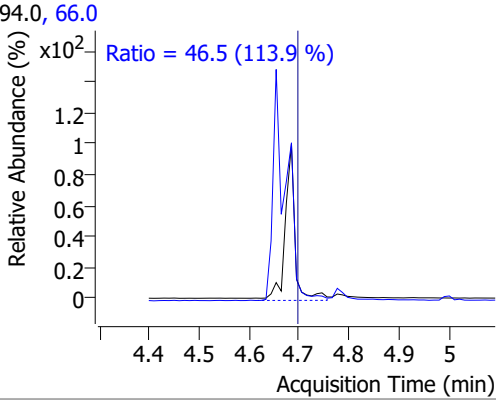
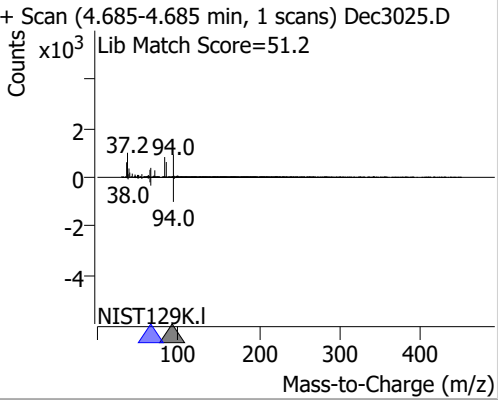
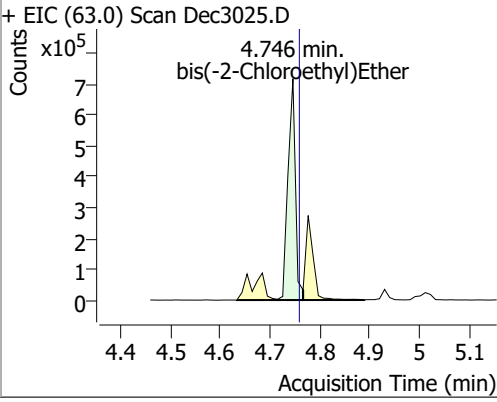
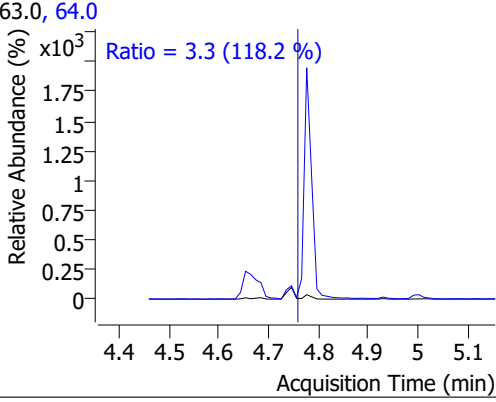
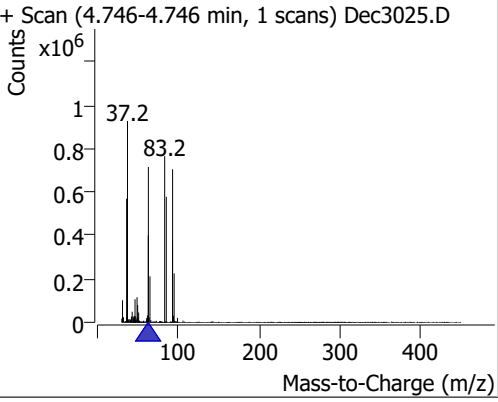
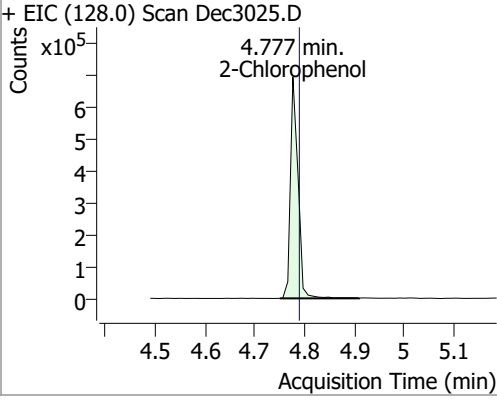
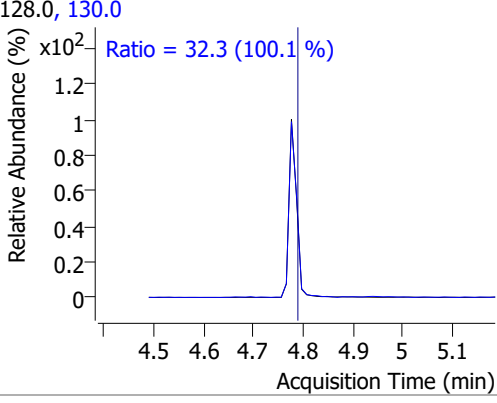
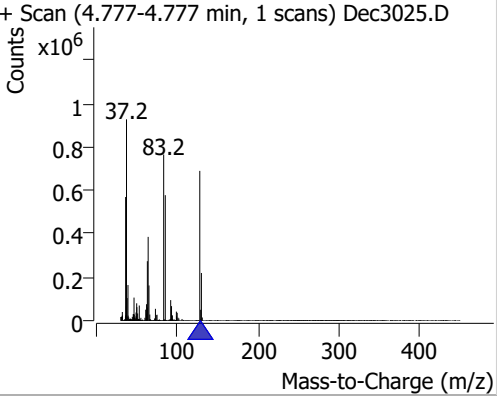
| Compound | RT | QIon | Resp. | Conc. | Units | Dev(Min) |
|---------------------------|--------|-------|---------|---------|-----------|----------|
| T Benzo(b)fluoranthene | 18.619 | 252.0 | 1265722 | 76.3273 | µg/L | 100 |
| T Benzo(k)fluoranthene | 18.679 | 252.0 | 1331889 | 74.0566 | µg/L | 99 |
| T Benzo(a)pyrene | 19.206 | 252.0 | 1231176 | 79.7664 | µg/L | 97 |
| T Indeno(1,2,3-c,d)pyrene | 20.948 | 276.0 | 963114 | 81.2486 | µg/L m | 97 |
| T Dibenzo(a,h)anthracene | 21.019 | 278.0 | 1036736 | 78.4755 | µg/L | 98 |
| T Benzo(g,h,i)perylene | 21.282 | 276.0 | 1175923 | 80.1712 | µg/L | 100 |

(#) = Qualifier Out of Range; (m) = Manual Integration; (+) = Area Summed; (*) = Surrogate Percent Recovery Out of Range; (d): Zeroed Peak

Quantitation Results Report (QT Reviewed)

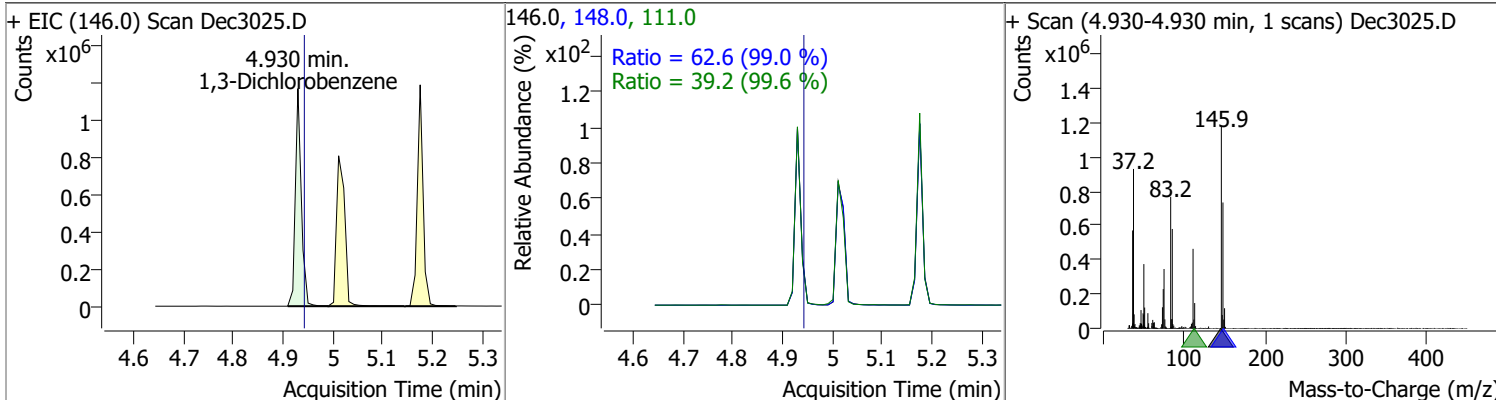


Quantitation Results Report (QT Reviewed)

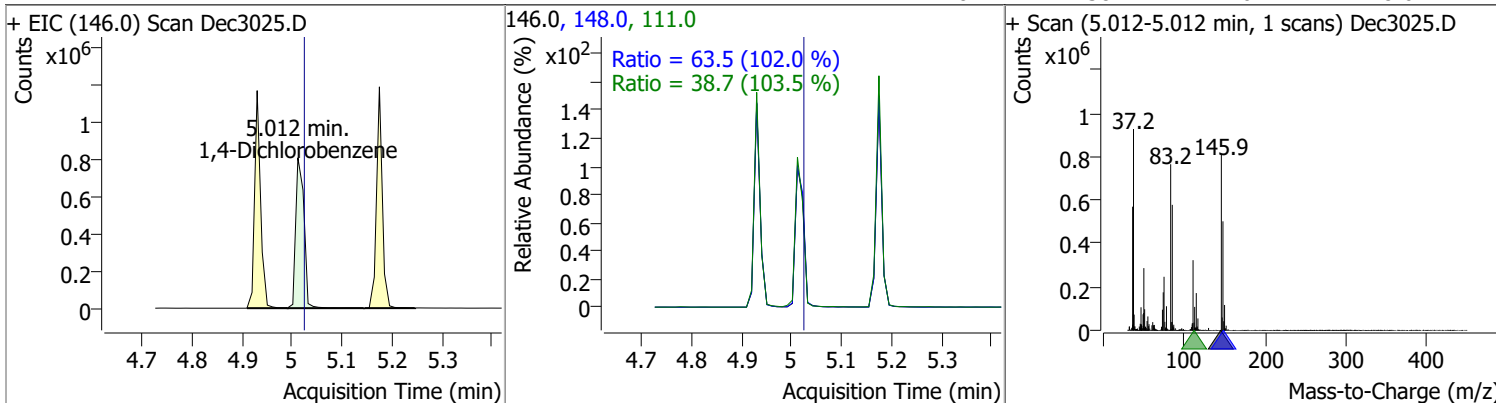
| Compound | Conc. | RT | Dev(Min) | Resp. | QIon | QRatio | Lower | Upper |
|--|--|------------------------|--------------|---|-------|---|-------|-------|
| Phenol-d5 | 76.7779 | 4.66 | -0.02 | 935467 | 71.0 | 31.9 | 22.9 | 42.5 |
| + EIC (99.0) Scan Dec3025.D | | | 99.0, 71.0 | | | + Scan (4.664-4.664 min, 1 scans) Dec3025.D | | |
|  |  | Ratio = 31.9 (97.6 %) | |  | | | | |
| Phenol | 77.0057 | 4.68 | -0.01 | 1036587 | 66.0 | 46.5 | 28.6 | 53.1 |
| + EIC (94.0) Scan Dec3025.D | | | 94.0, 66.0 | | | + Scan (4.685-4.685 min, 1 scans) Dec3025.D | | |
|  |  | Ratio = 46.5 (113.9 %) | |  | | | | |
| bis(-2-Chloroethyl)Ether | 65.2563 | 4.75 | -0.01 | 738219 | 64.0 | 3.3 | 1.9 | 3.6 |
| + EIC (63.0) Scan Dec3025.D | | | 63.0, 64.0 | | | + Scan (4.746-4.746 min, 1 scans) Dec3025.D | | |
|  |  | Ratio = 3.3 (118.2 %) | |  | | | | |
| 2-Chlorophenol | 73.3426 | 4.78 | -0.01 | 733650 | 130.0 | 32.3 | 22.6 | 42.0 |
| + EIC (128.0) Scan Dec3025.D | | | 128.0, 130.0 | | | + Scan (4.777-4.777 min, 1 scans) Dec3025.D | | |
|  |  | Ratio = 32.3 (100.1 %) | |  | | | | |

Quantitation Results Report (QT Reviewed)

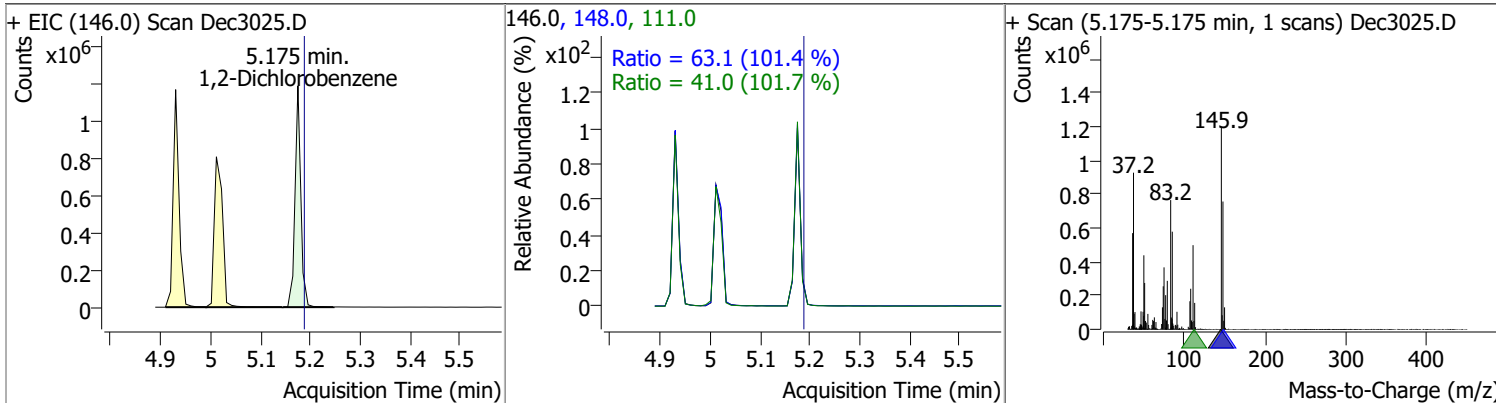
| Compound | Conc. | RT | Dev(Min) | Resp. | QIon | QRatio | Lower | Upper |
|---------------------|---------|------|----------|--------|-------|--------|-------|-------|
| 1,3-Dichlorobenzene | 75.5034 | 4.93 | -0.01 | 973300 | 148.0 | 62.6 | 44.2 | 82.2 |
| | | | | | 111.0 | 39.2 | 27.6 | 51.2 |



| Compound | Conc. | RT | Dev(Min) | Resp. | QIon | QRatio | Lower | Upper |
|---------------------|---------|------|----------|--------|-------|--------|-------|-------|
| 1,4-Dichlorobenzene | 73.2761 | 5.01 | -0.01 | 931560 | 148.0 | 63.5 | 43.6 | 80.9 |
| | | | | | 111.0 | 38.7 | 26.2 | 48.6 |

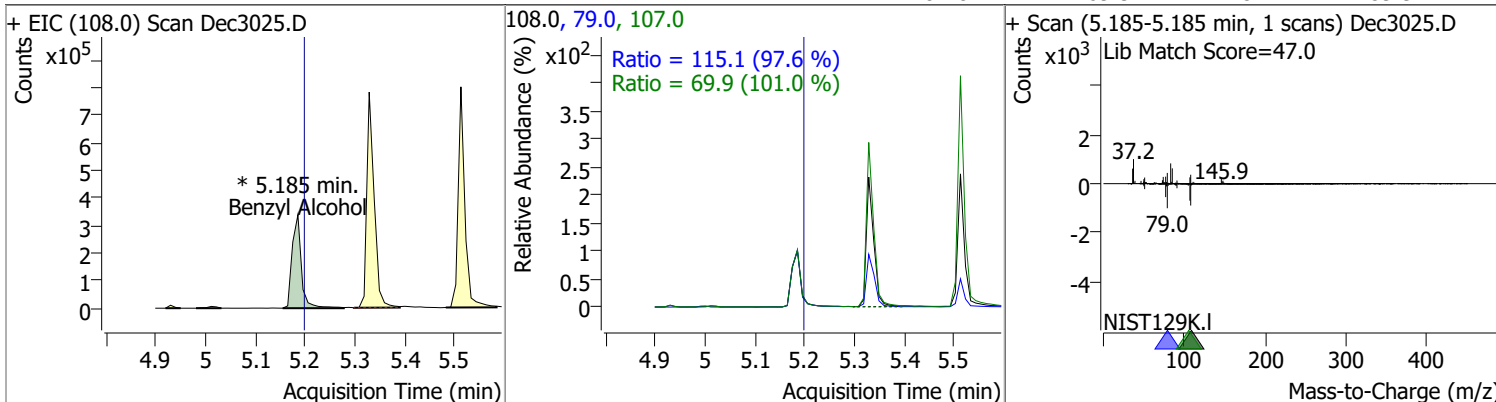


| Compound | Conc. | RT | Dev(Min) | Resp. | QIon | QRatio | Lower | Upper |
|---------------------|---------|------|----------|--------|-------|--------|-------|-------|
| 1,2-Dichlorobenzene | 72.1920 | 5.18 | -0.01 | 961283 | 148.0 | 63.1 | 43.6 | 80.9 |
| | | | | | 111.0 | 41.0 | 28.2 | 52.4 |

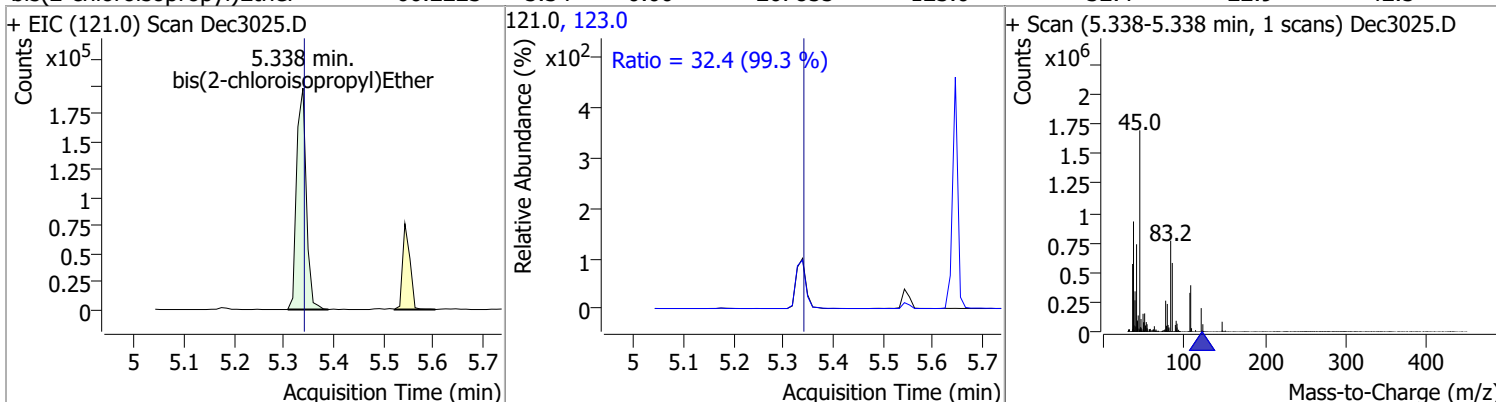


Quantitation Results Report (QT Reviewed)

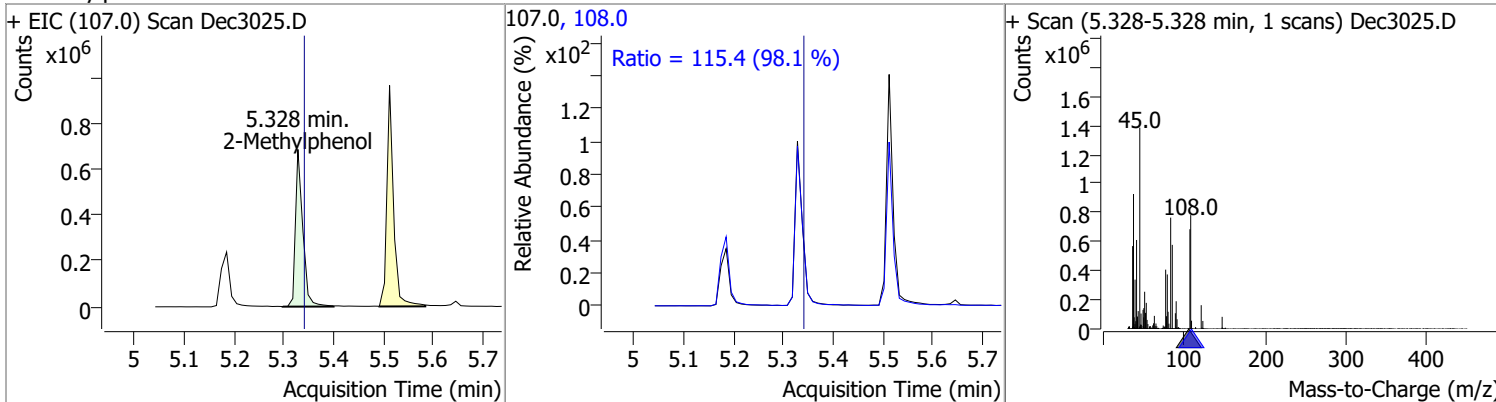
| Compound | Conc. | RT | Dev(Min) | Resp. | QIon | QRatio | Lower | Upper |
|----------------|---------|------|----------|------------|-------|--------|-------|-------|
| Benzyl Alcohol | 68.5745 | 5.19 | -0.01 | 435850 (m) | 79.0 | 115.1 | 82.5 | 153.3 |
| | | | | | 107.0 | 69.9 | 48.4 | 89.9 |



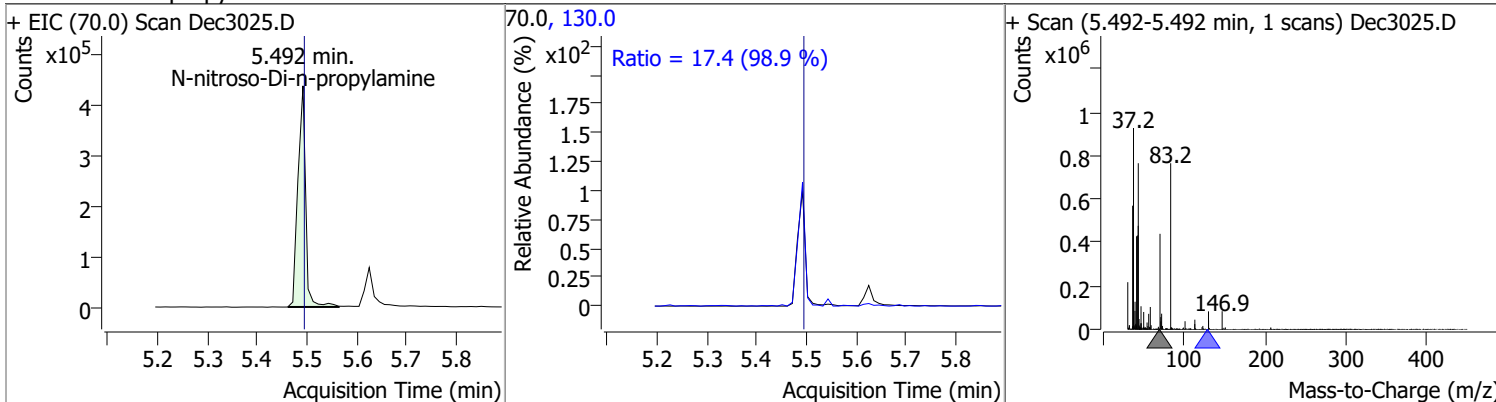
| Compound | Conc. | RT | Dev(Min) | Resp. | QIon | QRatio | Lower | Upper |
|-----------------------------|---------|------|----------|--------|-------|--------|-------|-------|
| bis(2-chloroisopropyl)Ether | 66.2223 | 5.34 | 0.00 | 267855 | 123.0 | 32.4 | 22.9 | 42.5 |



| Compound | Conc. | RT | Dev(Min) | Resp. | QIon | QRatio | Lower | Upper |
|----------------|---------|------|----------|--------|-------|--------|-------|-------|
| 2-Methylphenol | 71.1411 | 5.33 | -0.01 | 699002 | 108.0 | 115.4 | 82.3 | 152.8 |

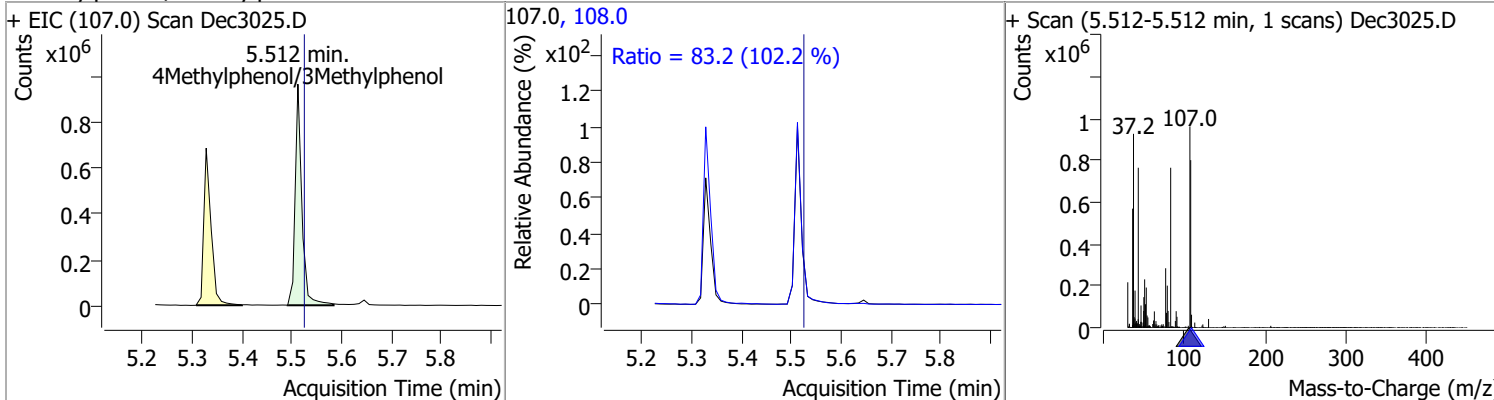


| Compound | Conc. | RT | Dev(Min) | Resp. | QIon | QRatio | Lower | Upper |
|----------------------------|---------|------|----------|--------|-------|--------|-------|-------|
| N-nitroso-Di-n-propylamine | 62.7437 | 5.49 | 0.00 | 471209 | 130.0 | 17.4 | 0.0 | 35.2 |

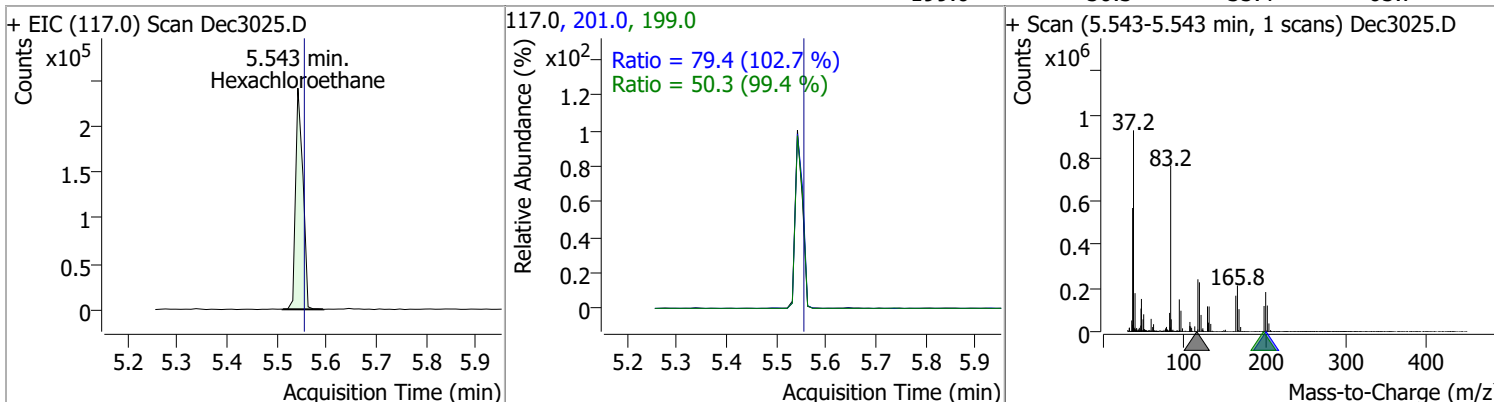


Quantitation Results Report (QT Reviewed)

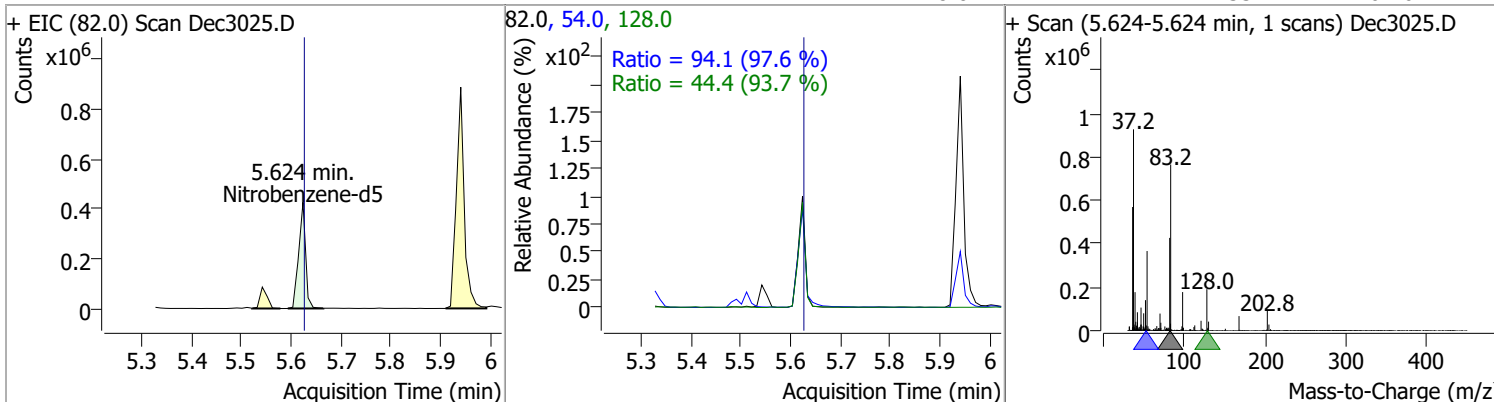
| Compound | Conc. | RT | Dev(Min) | Resp. | QIon | QRatio | Lower | Upper |
|-----------------------------|---------|------|----------|--------|-------|--------|-------|-------|
| 4Methylphenol/3Methylphenol | 68.7744 | 5.51 | -0.01 | 898351 | 108.0 | 83.2 | 57.0 | 105.8 |



| Compound | Conc. | RT | Dev(Min) | Resp. | QIon | QRatio | Lower | Upper |
|------------------|---------|------|----------|--------|----------------|--------------|--------------|---------------|
| Hexachloroethane | 70.6803 | 5.54 | -0.01 | 245436 | 201.0 199.0 | 79.4 50.3 | 54.1 35.4 | 100.4 65.7 |

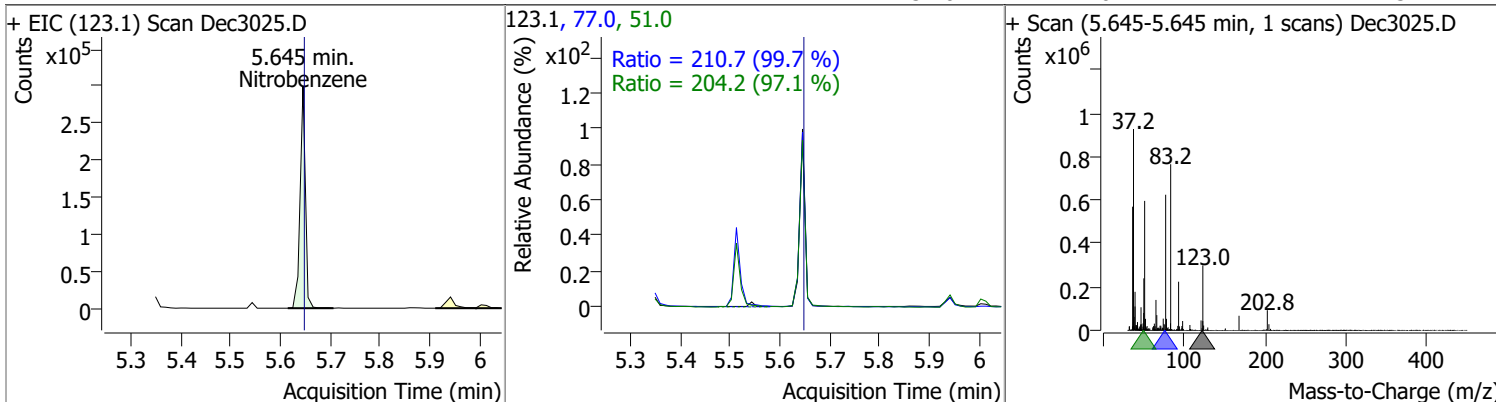


| Compound | Conc. | RT | Dev(Min) | Resp. | QIon | QRatio | Lower | Upper |
|-----------------|---------|------|----------|--------|---------------|--------------|--------------|---------------|
| Nitrobenzene-d5 | 68.3853 | 5.62 | 0.00 | 410406 | 54.0 128.0 | 94.1 44.4 | 67.5 33.2 | 125.4 61.6 |

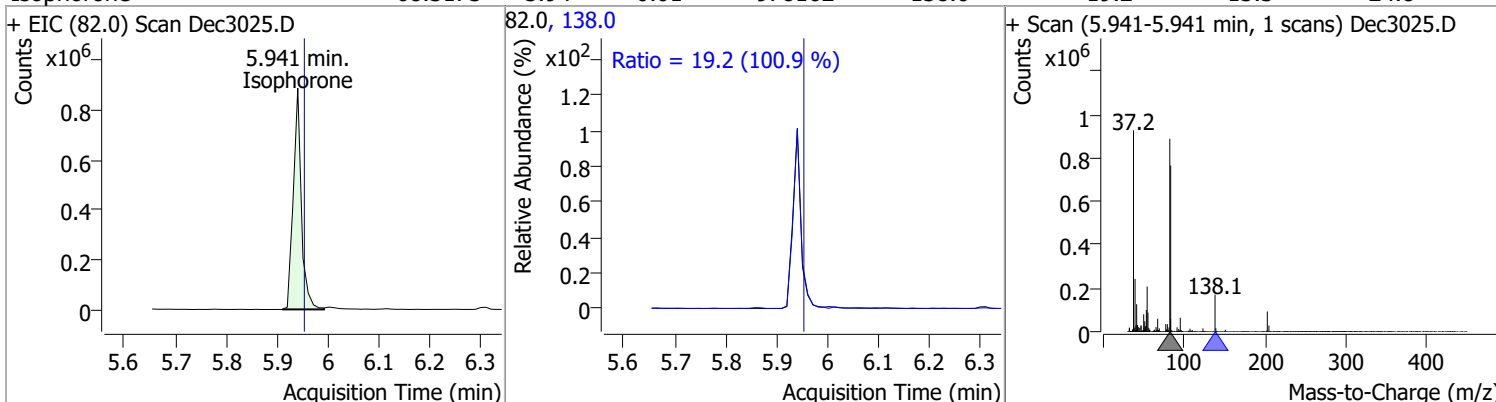


Quantitation Results Report (QT Reviewed)

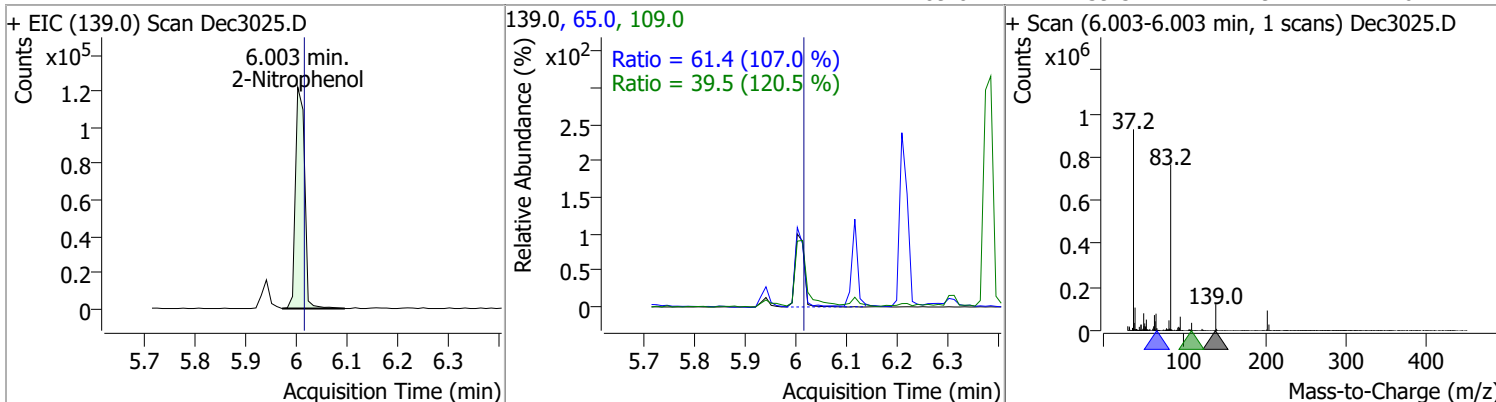
| Compound | Conc. | RT | Dev(Min) | Resp. | QIon | QRatio | Lower | Upper |
|--------------|---------|------|----------|--------|------|--------|-------|-------|
| Nitrobenzene | 71.2106 | 5.64 | 0.00 | 220637 | 77.0 | 210.7 | 148.0 | 274.8 |
| | | | | | 51.0 | 204.2 | 147.2 | 273.4 |



| Compound | Conc. | RT | Dev(Min) | Resp. | QIon | QRatio | Lower | Upper |
|------------|---------|------|----------|--------|-------|--------|-------|-------|
| Isophorone | 68.3173 | 5.94 | -0.01 | 978162 | 138.0 | 19.2 | 13.3 | 24.8 |

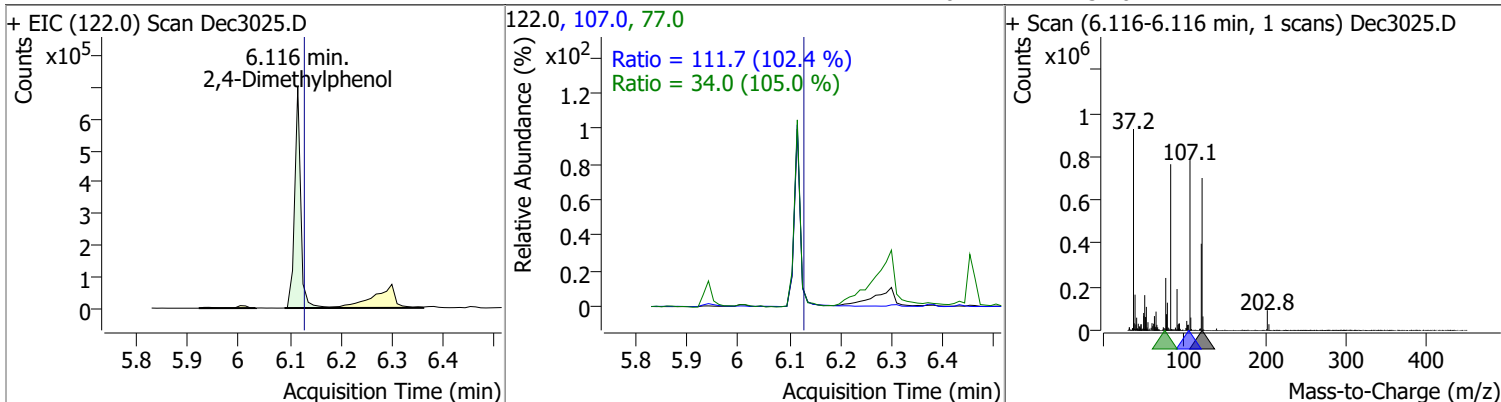


| Compound | Conc. | RT | Dev(Min) | Resp. | QIon | QRatio | Lower | Upper |
|---------------|---------|------|----------|--------|-------|--------|-------|-------|
| 2-Nitrophenol | 63.3635 | 6.00 | -0.01 | 152764 | 65.0 | 61.4 | 40.2 | 74.6 |
| | | | | | 109.0 | 39.5 | 22.9 | 42.6 |

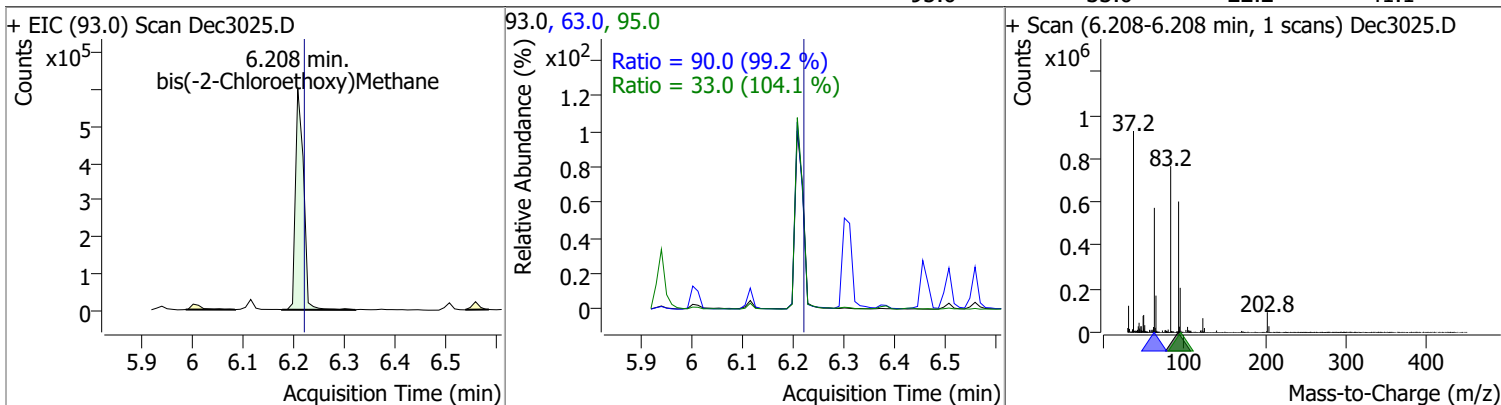


Quantitation Results Report (QT Reviewed)

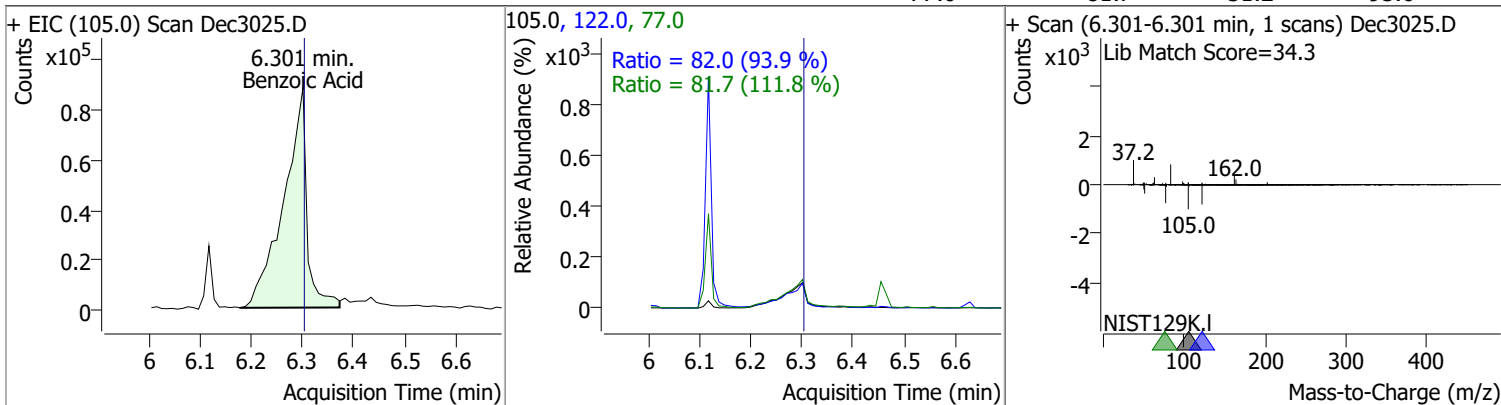
| Compound | Conc. | RT | Dev(Min) | Resp. | QIon | QRatio | Lower | Upper |
|--------------------|---------|------|----------|--------|-------|--------|-------|-------|
| 2,4-Dimethylphenol | 69.6814 | 6.12 | -0.01 | 576516 | 107.0 | 111.7 | 76.4 | 141.8 |
| | | | | | 77.0 | 34.0 | 22.7 | 42.1 |



| Compound | Conc. | RT | Dev(Min) | Resp. | QIon | QRatio | Lower | Upper |
|-----------------------------|---------|------|----------|--------|------|--------|-------|-------|
| bis(-2-Chloroethoxy)Methane | 61.0984 | 6.21 | -0.01 | 666176 | 63.0 | 90.0 | 63.5 | 117.9 |
| | | | | | 95.0 | 33.0 | 22.2 | 41.1 |

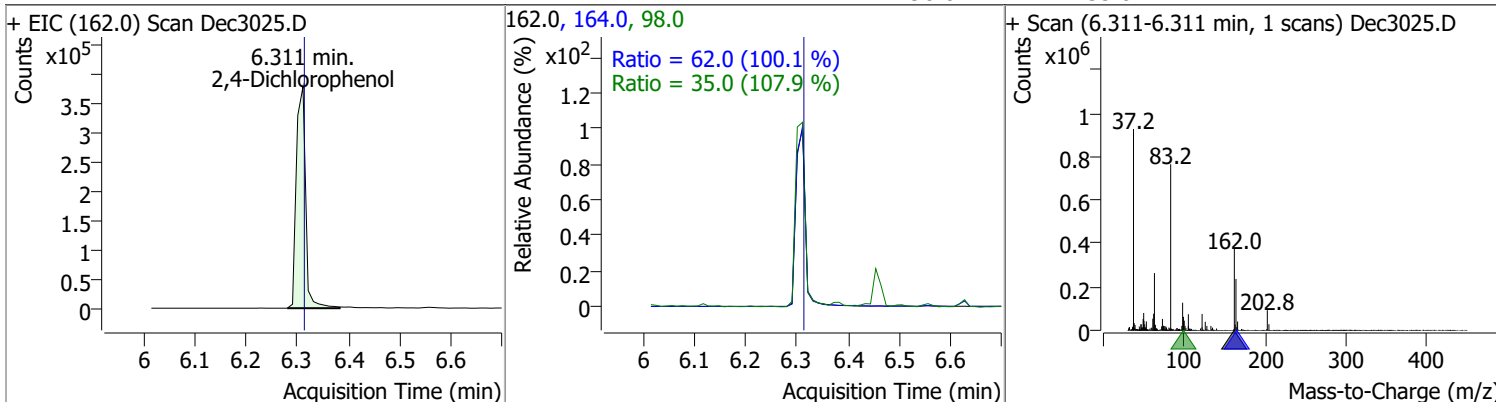


| Compound | Conc. | RT | Dev(Min) | Resp. | QIon | QRatio | Lower | Upper |
|--------------|---------|------|----------|--------|-------|--------|-------|-------|
| Benzoic Acid | 63.2551 | 6.30 | 0.00 | 279147 | 122.0 | 82.0 | 61.1 | 113.6 |
| | | | | | 77.0 | 81.7 | 51.2 | 95.0 |

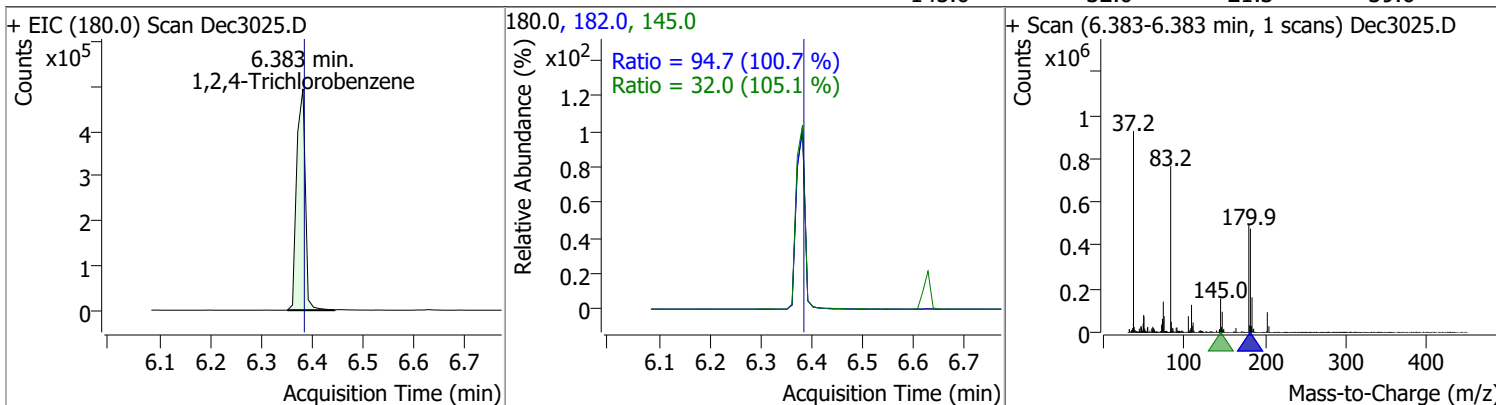


Quantitation Results Report (QT Reviewed)

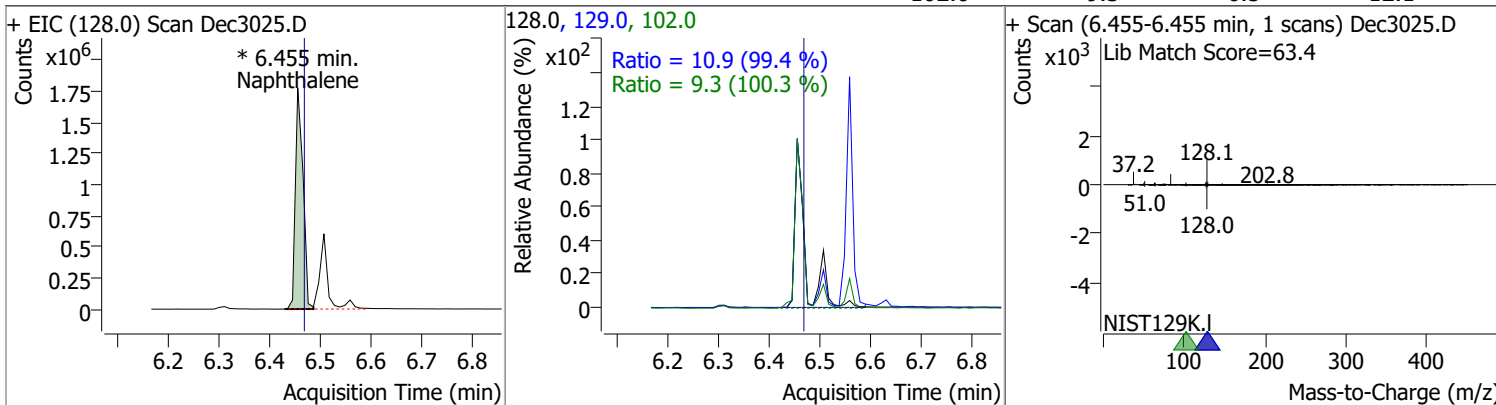
| Compound | Conc. | RT | Dev(Min) | Resp. | QIon | QRatio | Lower | Upper |
|--------------------|---------|------|----------|--------|-------|--------|-------|-------|
| 2,4-Dichlorophenol | 73.0234 | 6.31 | 0.00 | 476432 | 164.0 | 62.0 | 43.4 | 80.5 |
| | | | | | 98.0 | 35.0 | 22.7 | 42.1 |



| Compound | Conc. | RT | Dev(Min) | Resp. | QIon | QRatio | Lower | Upper |
|------------------------|---------|------|----------|--------|-------|--------|-------|-------|
| 1,2,4-Trichlorobenzene | 67.7040 | 6.38 | 0.00 | 583240 | 182.0 | 94.7 | 65.8 | 122.3 |
| | | | | | 145.0 | 32.0 | 21.3 | 39.6 |

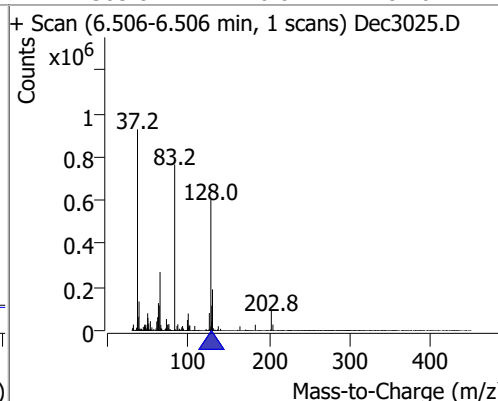
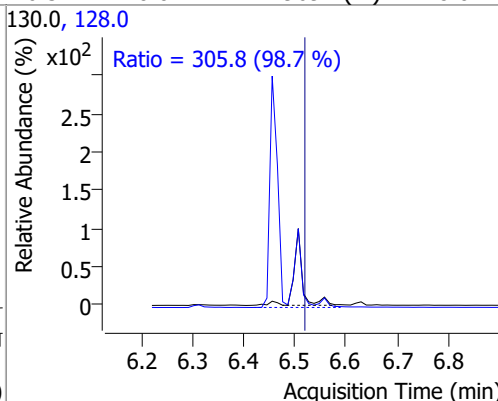
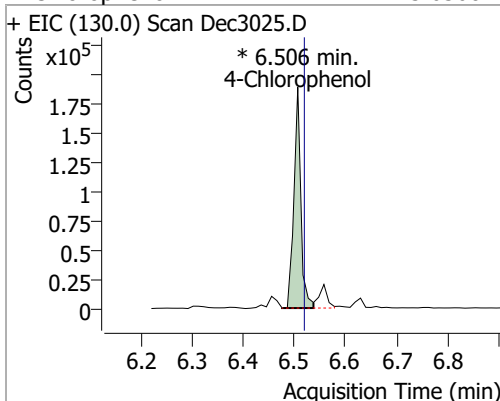


| Compound | Conc. | RT | Dev(Min) | Resp. | QIon | QRatio | Lower | Upper |
|-------------|---------|------|----------|-------------|-------|--------|-------|-------|
| Naphthalene | 65.0197 | 6.45 | -0.01 | 1843104 (m) | 129.0 | 10.9 | 7.7 | 14.2 |
| | | | | | 102.0 | 9.3 | 6.5 | 12.1 |

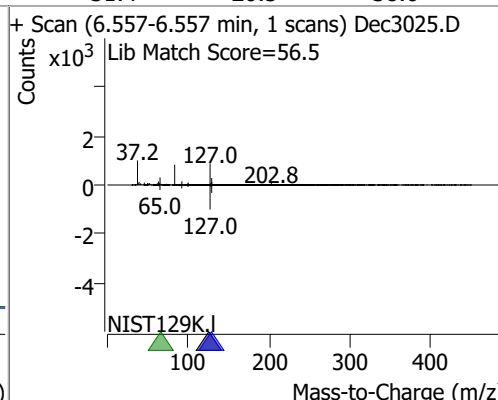
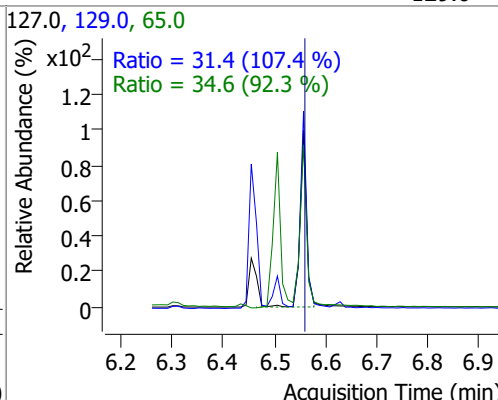
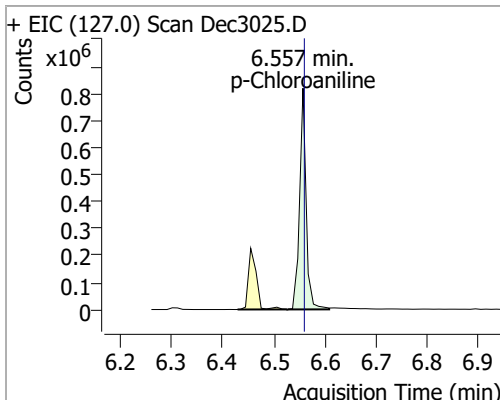


Quantitation Results Report (QT Reviewed)

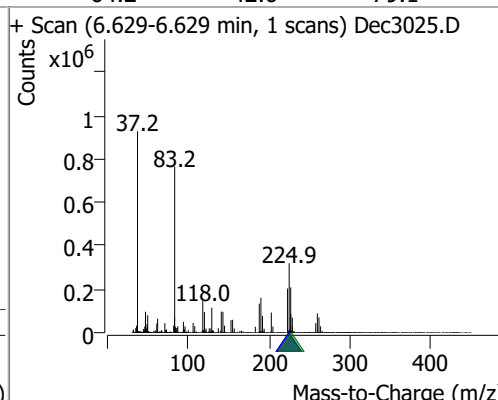
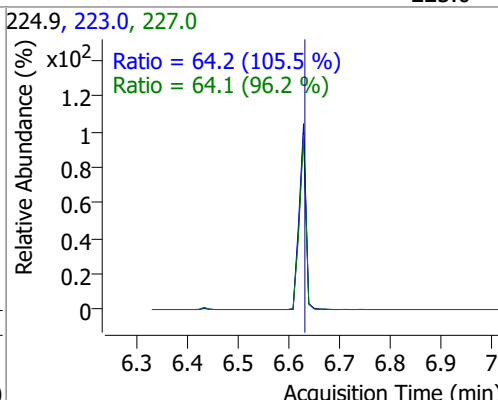
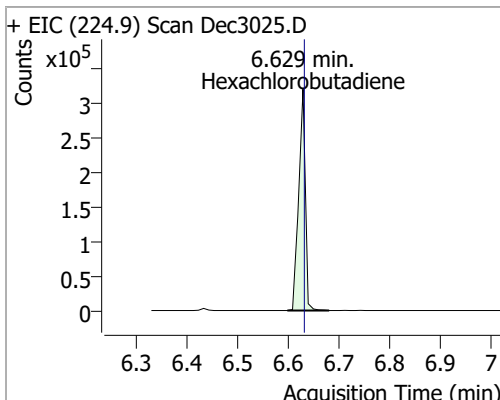
| Compound | Conc. | RT | Dev(Min) | Resp. | QIon | QRatio | Lower | Upper |
|----------------|---------|------|----------|------------|-------|--------|-------|-------|
| 4-Chlorophenol | 75.6360 | 6.51 | -0.01 | 179697 (m) | 128.0 | 305.8 | 216.8 | 402.6 |



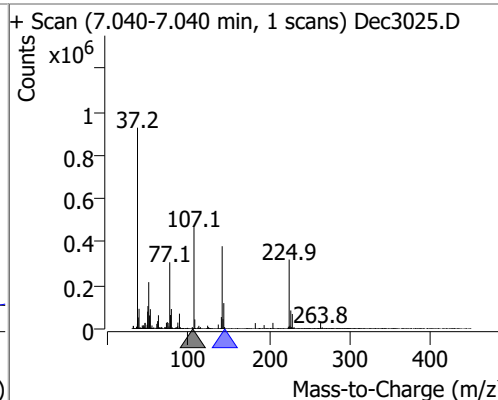
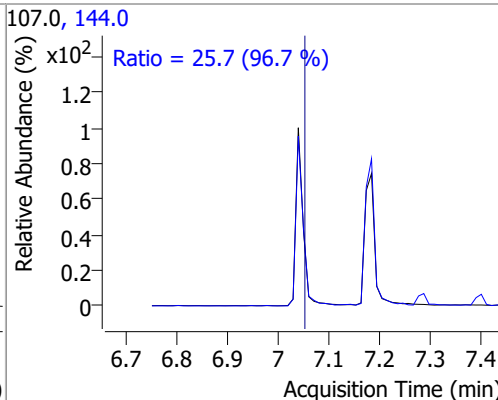
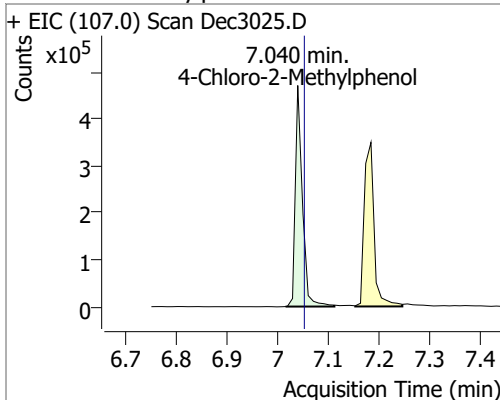
| Compound | Conc. | RT | Dev(Min) | Resp. | QIon | QRatio | Lower | Upper |
|-----------------|---------|------|----------|--------|-------|--------|-------|-------|
| p-Chloroaniline | 70.4047 | 6.56 | 0.00 | 729015 | 65.0 | 34.6 | 26.3 | 48.8 |
| | | | | | 129.0 | 31.4 | 20.5 | 38.0 |



| Compound | Conc. | RT | Dev(Min) | Resp. | QIon | QRatio | Lower | Upper |
|---------------------|---------|------|----------|--------|-------|--------|-------|-------|
| Hexachlorobutadiene | 65.7767 | 6.63 | 0.00 | 290652 | 227.0 | 64.1 | 46.6 | 86.6 |
| | | | | | 223.0 | 64.2 | 42.6 | 79.1 |

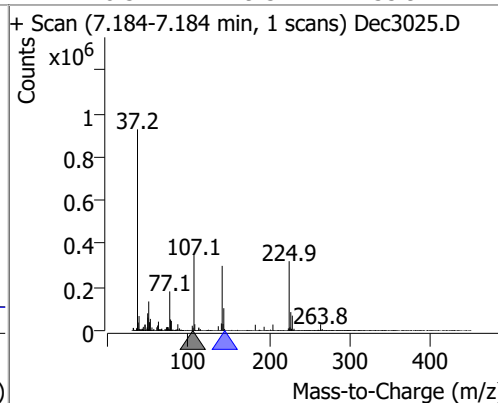
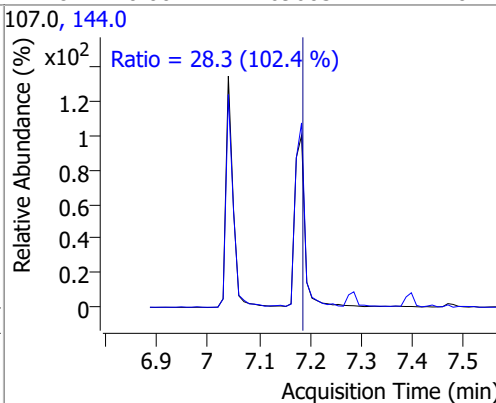
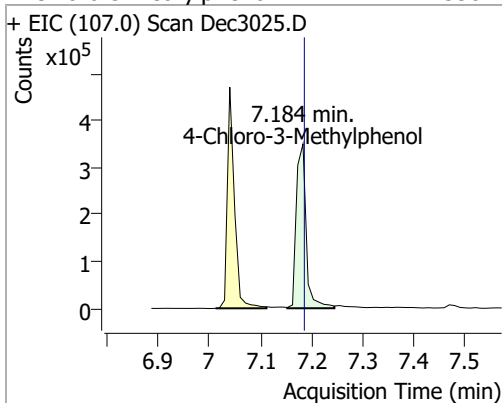


| Compound | Conc. | RT | Dev(Min) | Resp. | QIon | QRatio | Lower | Upper |
|-------------------------|---------|------|----------|--------|-------|--------|-------|-------|
| 4-Chloro-2-Methylphenol | 68.6199 | 7.04 | -0.01 | 453937 | 144.0 | 25.7 | 18.6 | 34.6 |

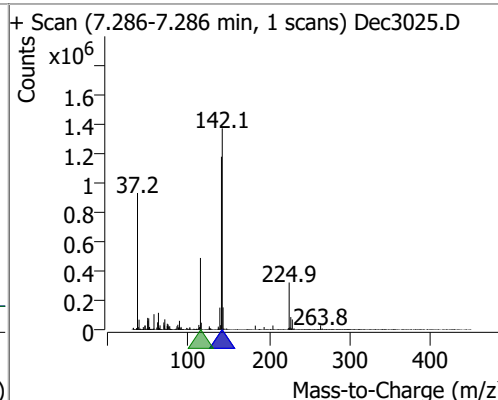
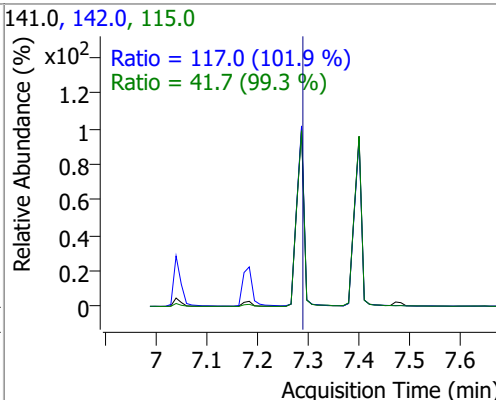
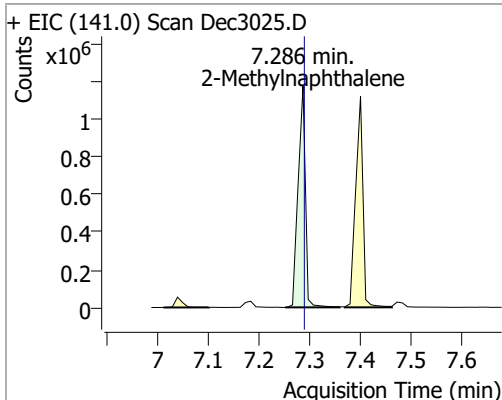


Quantitation Results Report (QT Reviewed)

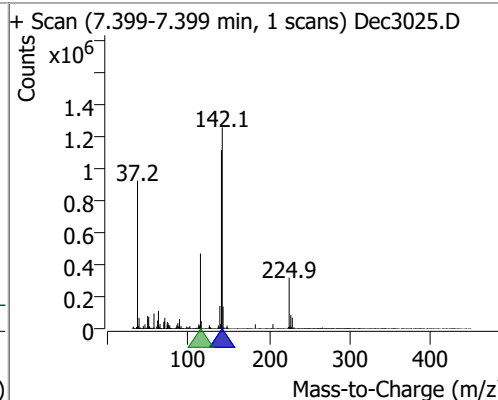
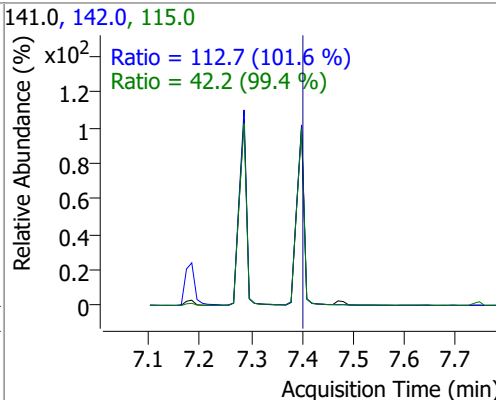
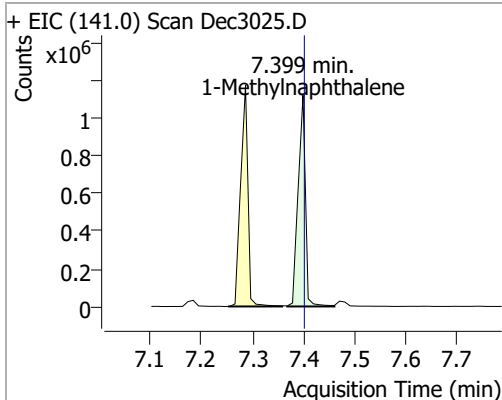
| Compound | Conc. | RT | Dev(Min) | Resp. | QIon | QRatio | Lower | Upper |
|-------------------------|---------|------|----------|--------|-------|--------|-------|-------|
| 4-Chloro-3-Methylphenol | 71.4338 | 7.18 | 0.00 | 469603 | 144.0 | 28.3 | 19.3 | 35.9 |



| Compound | Conc. | RT | Dev(Min) | Resp. | QIon | QRatio | Lower | Upper |
|---------------------|---------|------|----------|---------|-------|--------|-------|-------|
| 2-Methylnaphthalene | 71.2486 | 7.29 | 0.00 | 1161066 | 142.0 | 117.0 | 80.4 | 149.3 |
| | | | | | 115.0 | 41.7 | 29.4 | 54.6 |

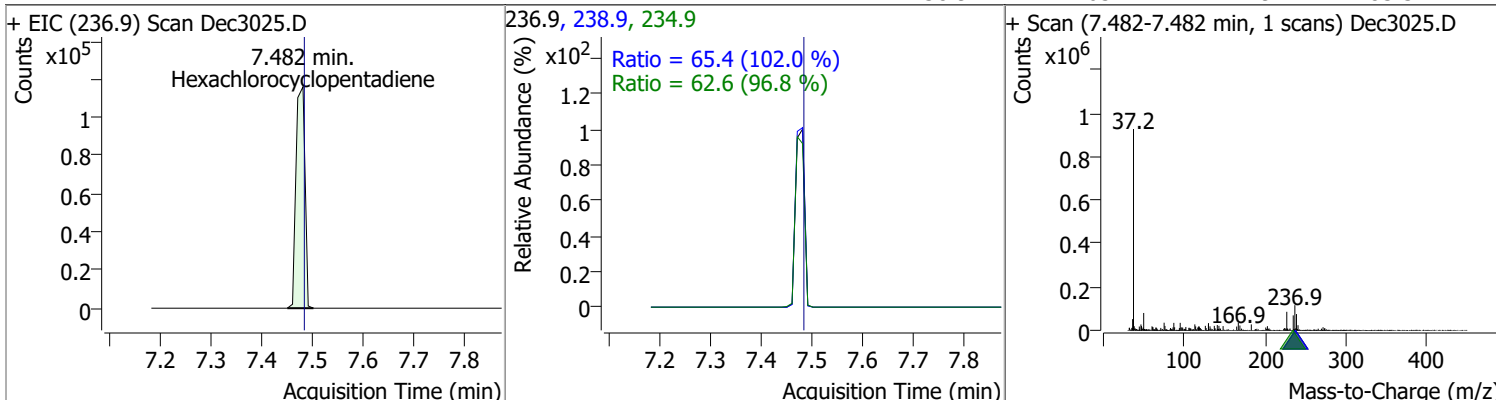


| Compound | Conc. | RT | Dev(Min) | Resp. | QIon | QRatio | Lower | Upper |
|---------------------|---------|------|----------|---------|-------|--------|-------|-------|
| 1-Methylnaphthalene | 68.4277 | 7.40 | 0.00 | 1112047 | 142.0 | 112.7 | 77.7 | 144.2 |
| | | | | | 115.0 | 42.2 | 29.7 | 55.2 |

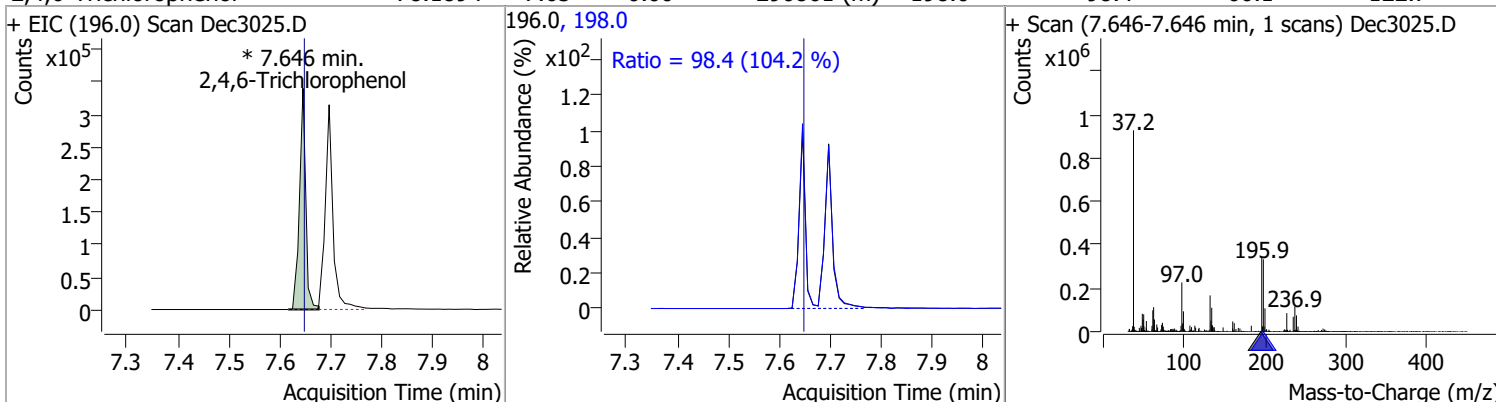


Quantitation Results Report (QT Reviewed)

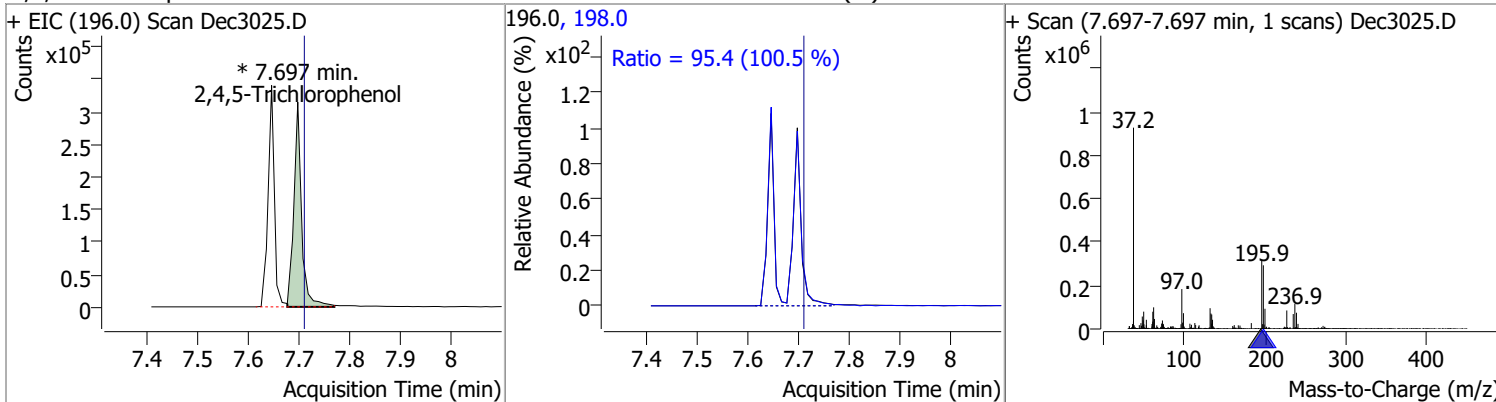
| Compound | Conc. | RT | Dev(Min) | Resp. | QIon | QRatio | Lower | Upper |
|---------------------------|---------|------|----------|--------|-------|--------|-------|-------|
| Hexachlorocyclopentadiene | 67.0875 | 7.48 | 0.00 | 141485 | 234.9 | 62.6 | 45.3 | 84.1 |
| | | | | | 238.9 | 65.4 | 44.9 | 83.3 |



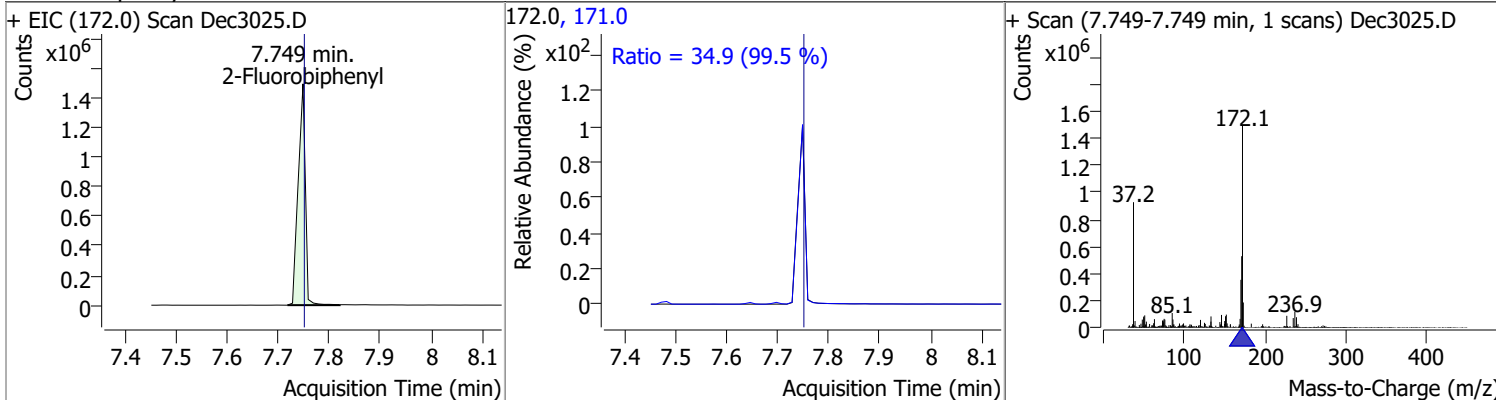
| Compound | Conc. | RT | Dev(Min) | Resp. | QIon | QRatio | Lower | Upper |
|-----------------------|---------|------|----------|------------|-------|--------|-------|-------|
| 2,4,6-Trichlorophenol | 78.1894 | 7.65 | 0.00 | 290861 (m) | 198.0 | 98.4 | 66.1 | 122.7 |



| Compound | Conc. | RT | Dev(Min) | Resp. | QIon | QRatio | Lower | Upper |
|-----------------------|---------|------|----------|------------|-------|--------|-------|-------|
| 2,4,5-Trichlorophenol | 78.5997 | 7.70 | -0.01 | 334740 (m) | 198.0 | 95.4 | 66.4 | 123.4 |

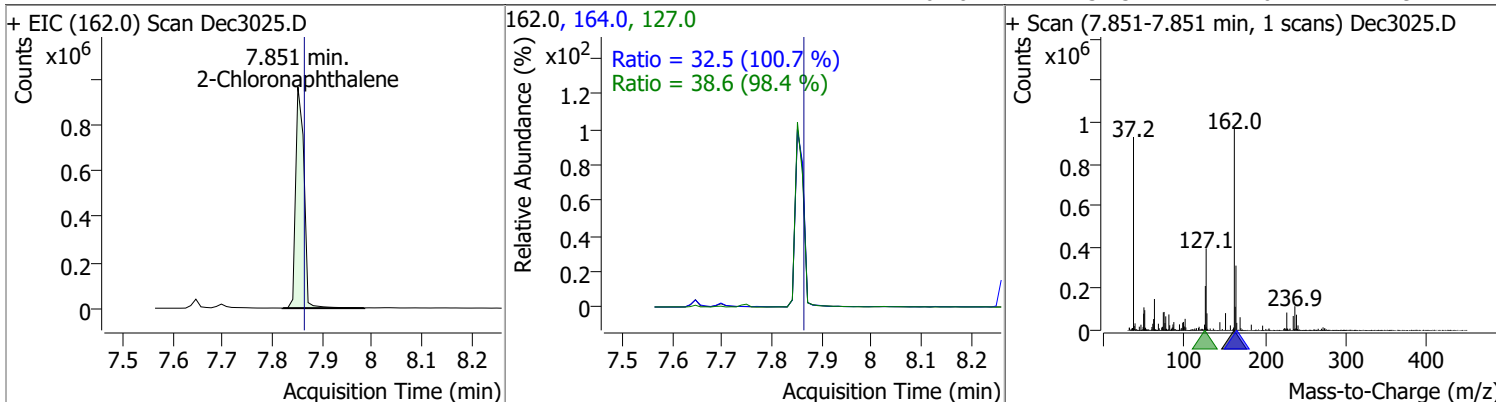


| Compound | Conc. | RT | Dev(Min) | Resp. | QIon | QRatio | Lower | Upper |
|------------------|---------|------|----------|---------|-------|--------|-------|-------|
| 2-Fluorobiphenyl | 71.2020 | 7.75 | 0.00 | 1450041 | 171.0 | 34.9 | 24.5 | 45.6 |

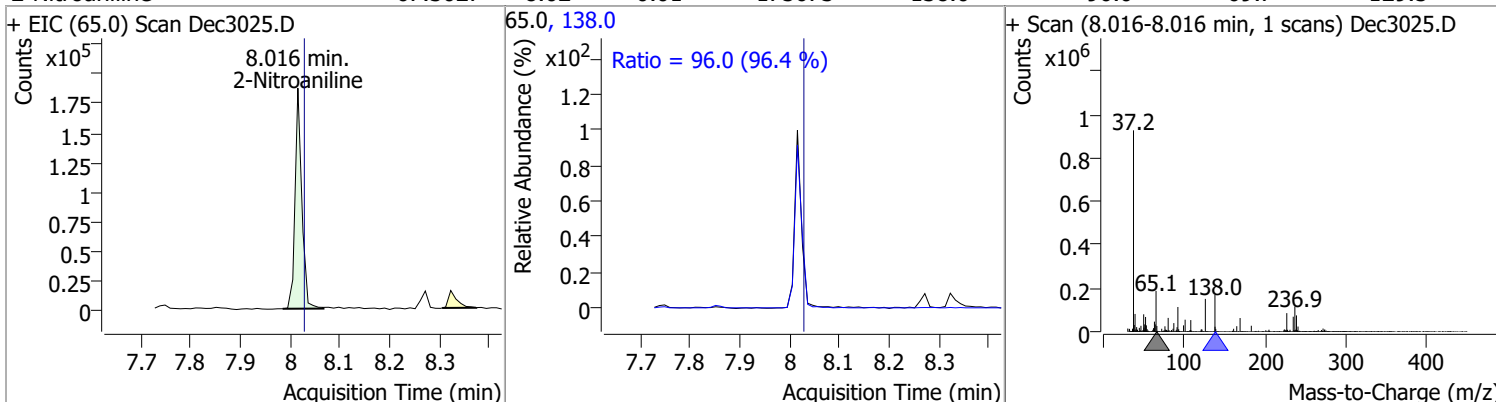


Quantitation Results Report (QT Reviewed)

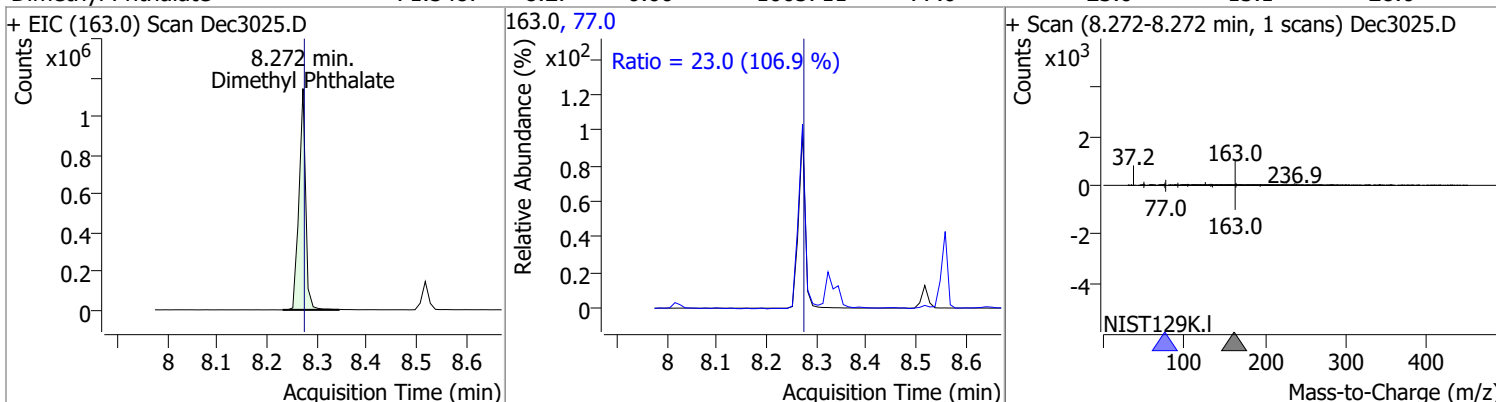
| Compound | Conc. | RT | Dev(Min) | Resp. | QIon | QRatio | Lower | Upper |
|---------------------|---------|------|----------|---------|-------|--------|-------|-------|
| 2-Chloronaphthalene | 68.4343 | 7.85 | -0.01 | 1127459 | 127.0 | 38.6 | 27.4 | 50.9 |
| | | | | | 164.0 | 32.5 | 22.6 | 41.9 |



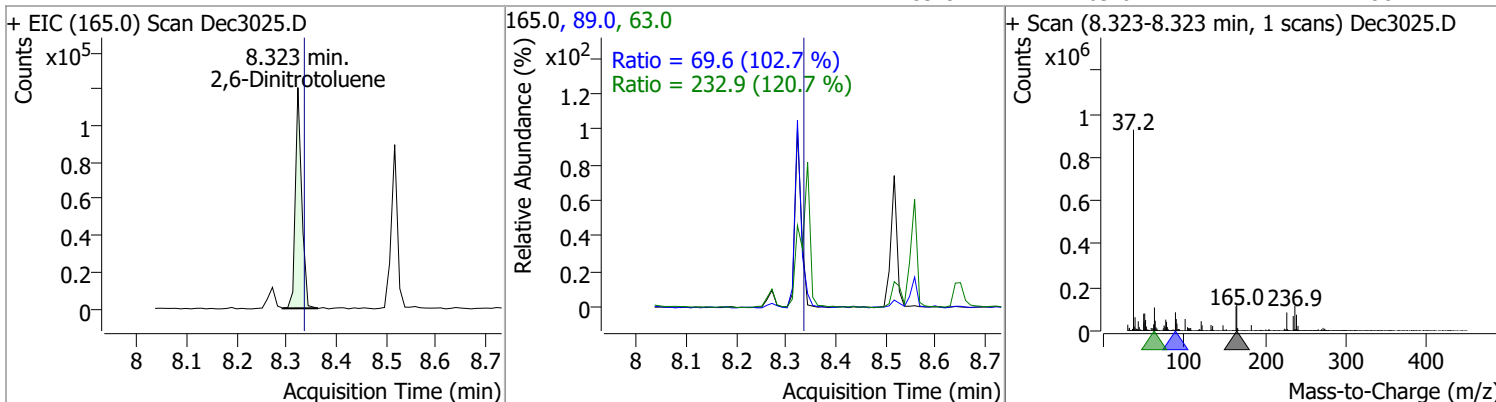
| Compound | Conc. | RT | Dev(Min) | Resp. | QIon | QRatio | Lower | Upper |
|----------------|---------|------|----------|--------|-------|--------|-------|-------|
| 2-Nitroaniline | 67.3027 | 8.02 | -0.01 | 175673 | 138.0 | 96.0 | 69.7 | 129.5 |



| Compound | Conc. | RT | Dev(Min) | Resp. | QIon | QRatio | Lower | Upper |
|--------------------|---------|------|----------|---------|------|--------|-------|-------|
| Dimethyl Phthalate | 71.5487 | 8.27 | 0.00 | 1065711 | 77.0 | 23.0 | 15.1 | 28.0 |

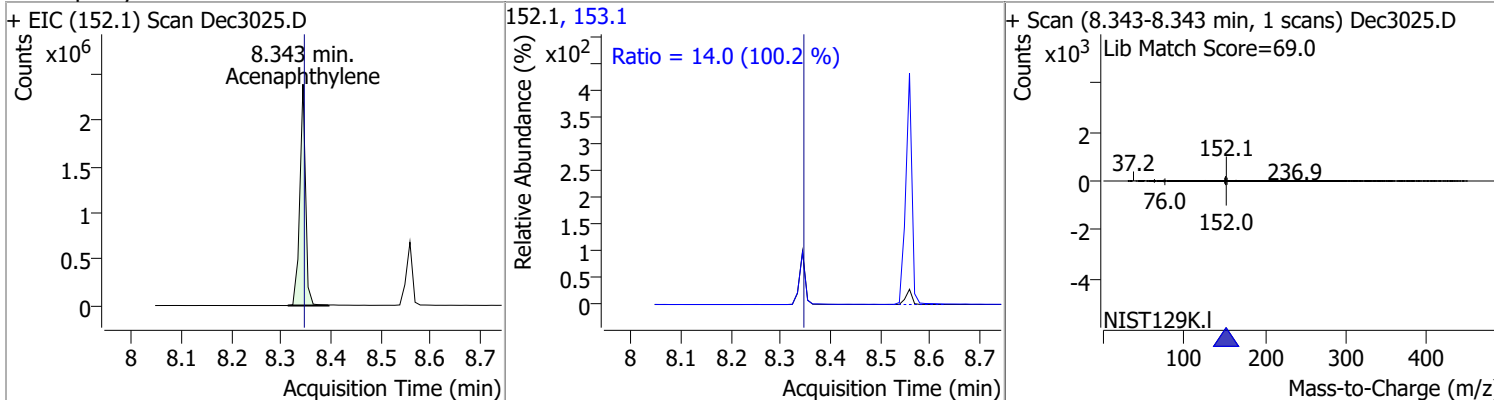


| Compound | Conc. | RT | Dev(Min) | Resp. | QIon | QRatio | Lower | Upper |
|--------------------|---------|------|----------|--------|------|--------|-------|-------|
| 2,6-Dinitrotoluene | 62.3192 | 8.32 | -0.01 | 106297 | 63.0 | 232.9 | 135.1 | 250.9 |
| | | | | | 89.0 | 69.6 | 47.4 | 88.1 |

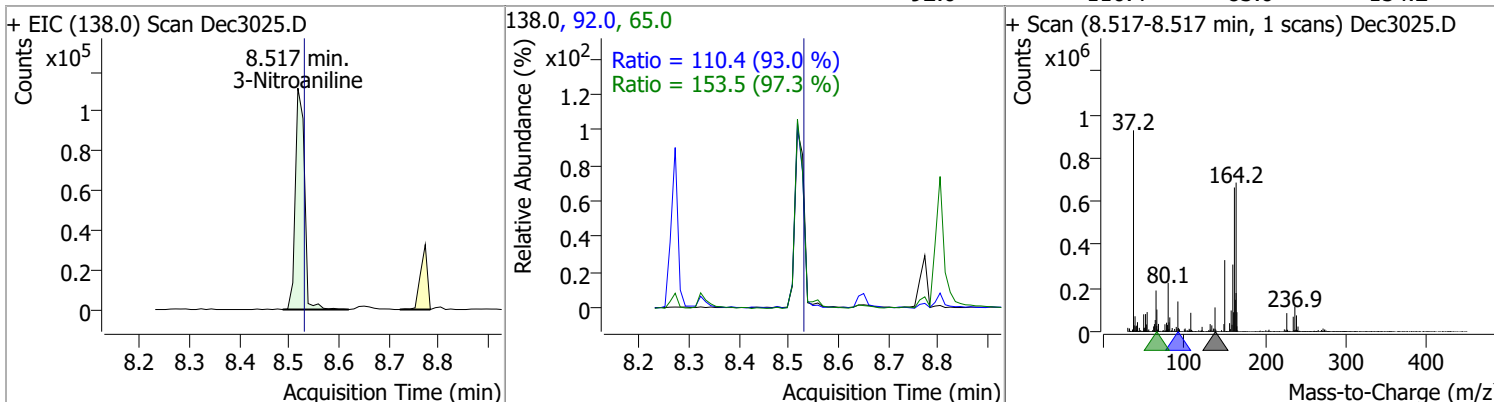


Quantitation Results Report (QT Reviewed)

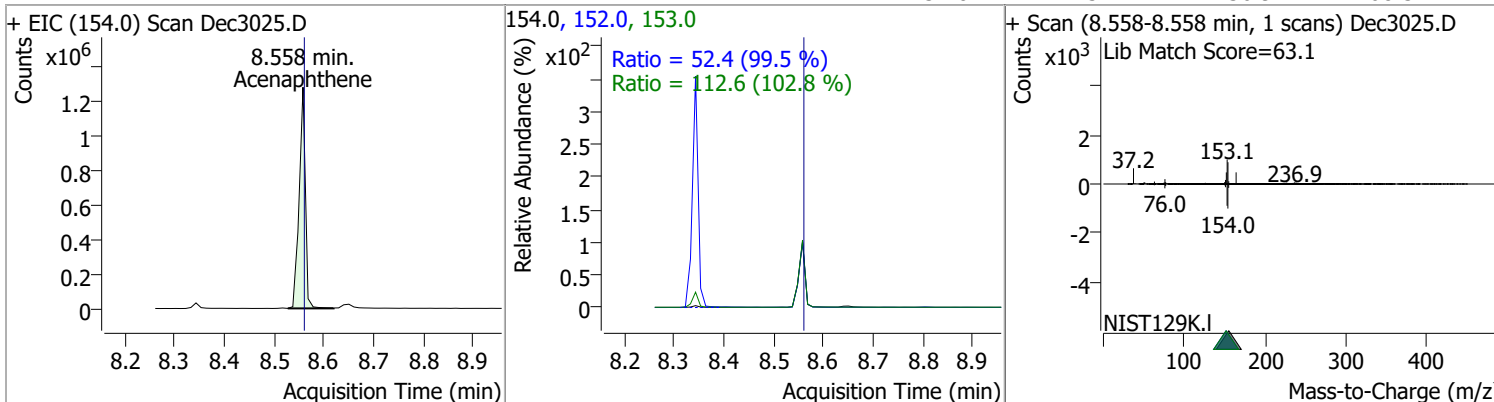
| Compound | Conc. | RT | Dev(Min) | Resp. | QIon | QRatio | Lower | Upper |
|----------------|---------|------|----------|---------|-------|--------|-------|-------|
| Acenaphthylene | 75.3590 | 8.34 | 0.00 | 1927702 | 153.1 | 14.0 | 9.8 | 18.1 |



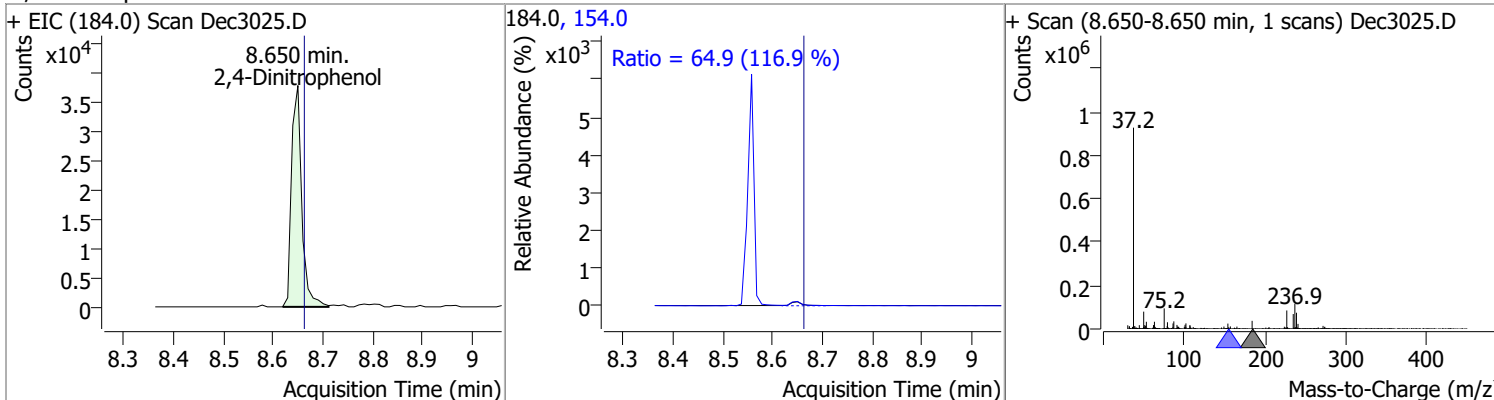
| Compound | Conc. | RT | Dev(Min) | Resp. | QIon | QRatio | Lower | Upper |
|----------------|---------|------|----------|--------|------|--------|-------|-------|
| 3-Nitroaniline | 71.6433 | 8.52 | -0.01 | 142403 | 65.0 | 153.5 | 110.4 | 205.1 |
| | | | | | 92.0 | 110.4 | 83.0 | 154.2 |



| Compound | Conc. | RT | Dev(Min) | Resp. | QIon | QRatio | Lower | Upper |
|--------------|---------|------|----------|---------|-------|--------|-------|-------|
| Acenaphthene | 75.5271 | 8.56 | 0.00 | 1113365 | 153.0 | 112.6 | 76.7 | 142.4 |
| | | | | | 152.0 | 52.4 | 36.9 | 68.5 |

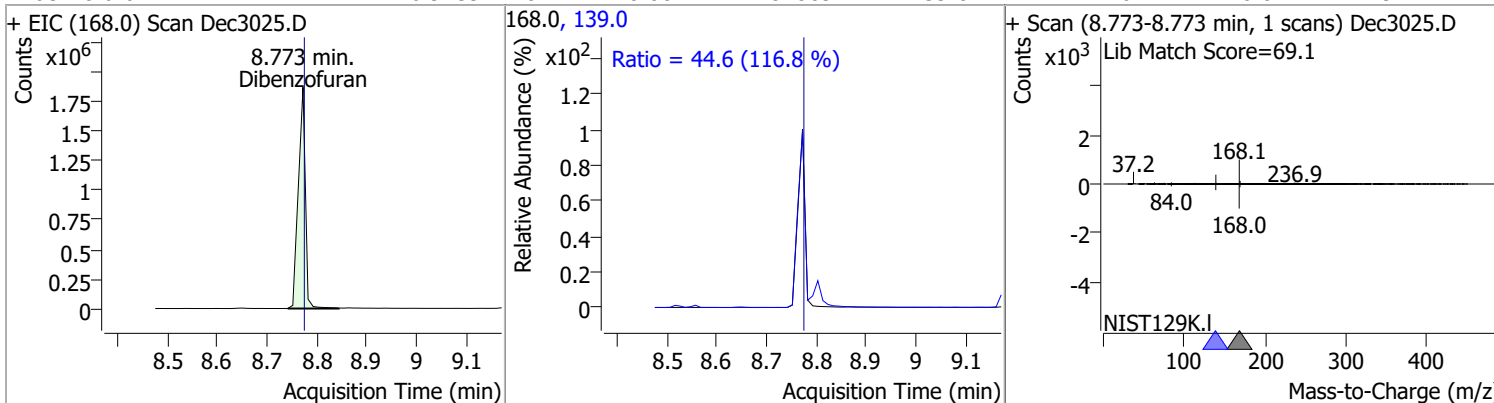


| Compound | Conc. | RT | Dev(Min) | Resp. | QIon | QRatio | Lower | Upper |
|-------------------|---------|------|----------|-------|-------|--------|-------|-------|
| 2,4-Dinitrophenol | 63.1599 | 8.65 | -0.01 | 53867 | 154.0 | 64.9 | 38.9 | 72.2 |

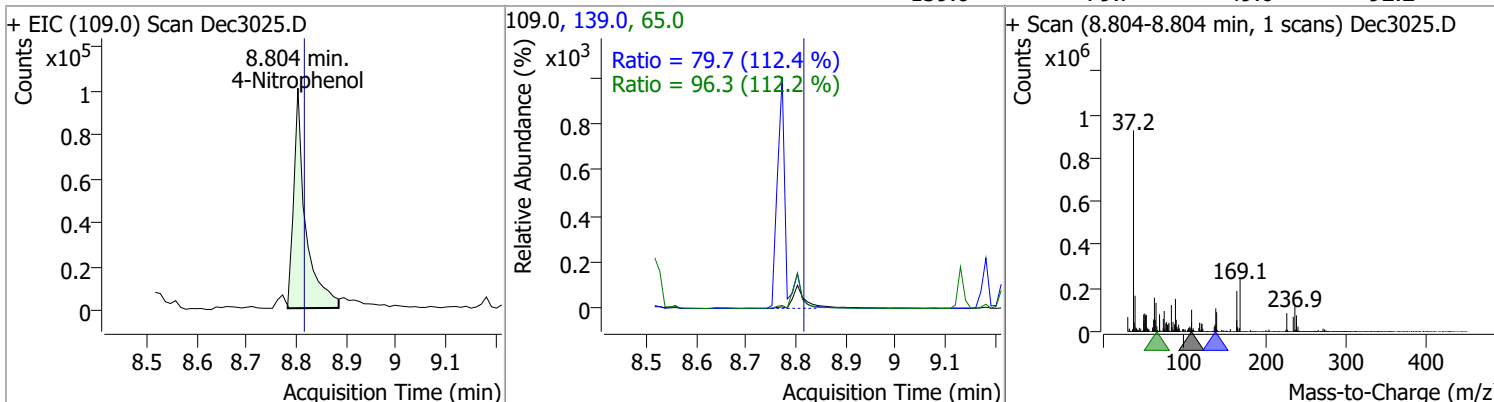


Quantitation Results Report (QT Reviewed)

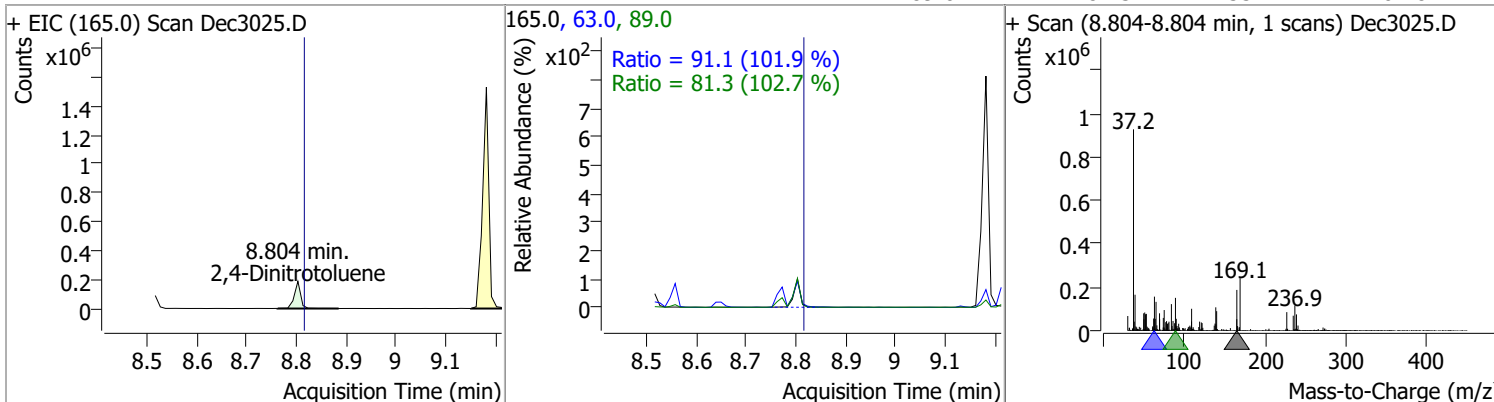
| Compound | Conc. | RT | Dev(Min) | Resp. | QIon | QRatio | Lower | Upper |
|--------------|---------|------|----------|---------|-------|--------|-------|-------|
| Dibenzofuran | 76.9159 | 8.77 | 0.00 | 1828092 | 139.0 | 44.6 | 26.8 | 49.7 |



| Compound | Conc. | RT | Dev(Min) | Resp. | QIon | QRatio | Lower | Upper |
|---------------|---------|------|----------|--------|-------|--------|-------|-------|
| 4-Nitrophenol | 66.0970 | 8.80 | -0.01 | 165950 | 65.0 | 96.3 | 60.1 | 111.5 |
| | | | | | 139.0 | 79.7 | 49.6 | 92.2 |

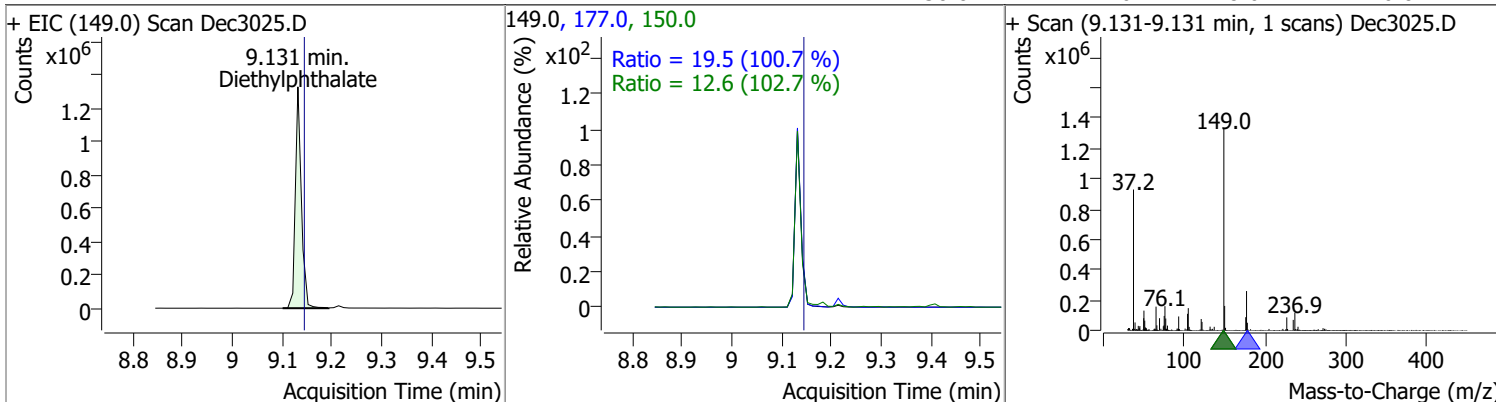


| Compound | Conc. | RT | Dev(Min) | Resp. | QIon | QRatio | Lower | Upper |
|--------------------|---------|------|----------|--------|------|--------|-------|-------|
| 2,4-Dinitrotoluene | 75.6908 | 8.80 | -0.01 | 166394 | 63.0 | 91.1 | 62.6 | 116.2 |
| | | | | | 89.0 | 81.3 | 55.4 | 102.8 |

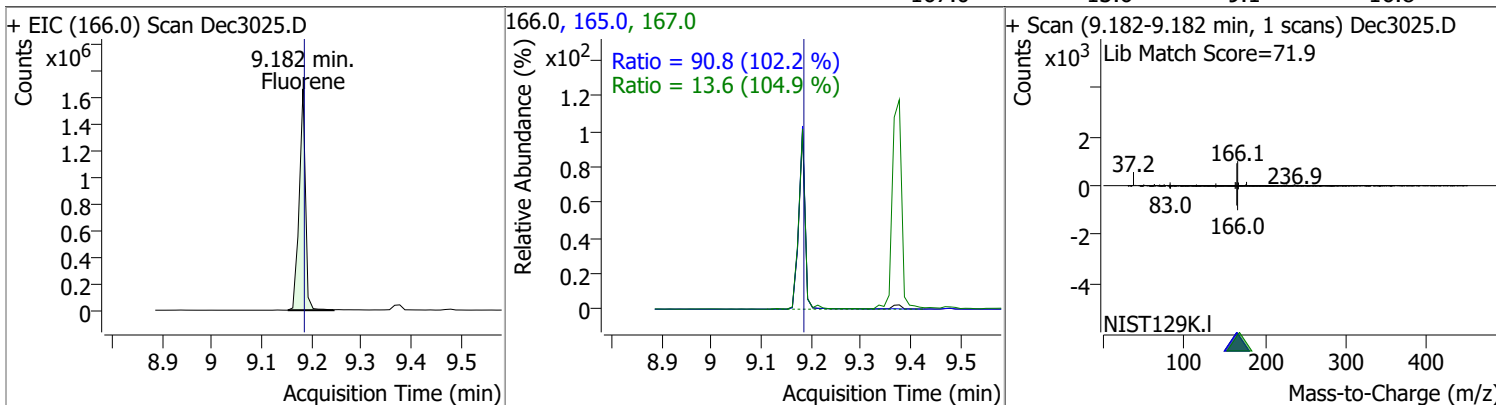


Quantitation Results Report (QT Reviewed)

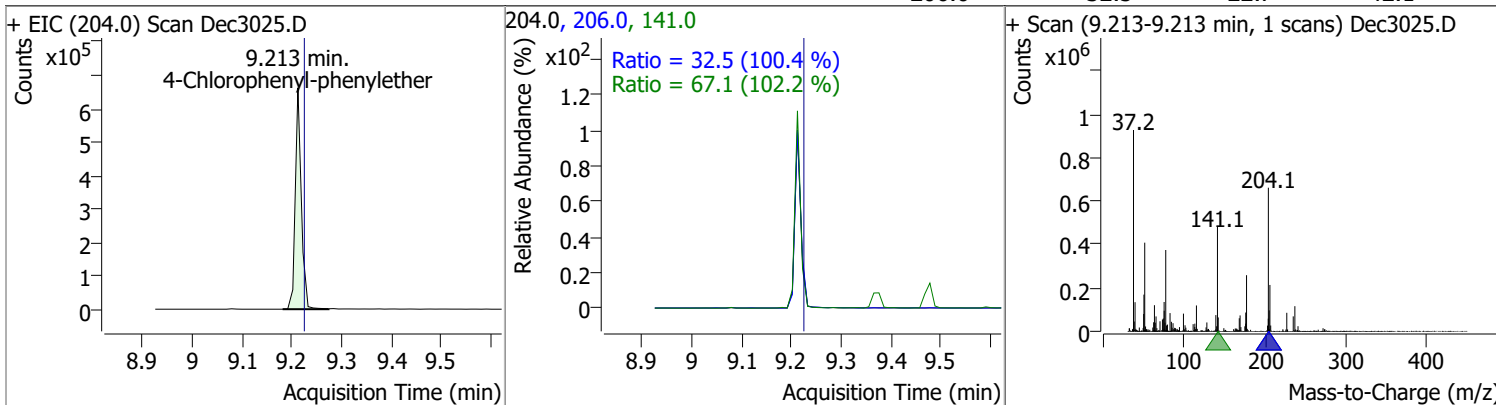
| Compound | Conc. | RT | Dev(Min) | Resp. | QIon | QRatio | Lower | Upper |
|------------------|---------|------|----------|---------|-------|--------|-------|-------|
| Diethylphthalate | 68.8060 | 9.13 | -0.01 | 1111038 | 177.0 | 19.5 | 13.6 | 25.2 |
| | | | | | 150.0 | 12.6 | 8.6 | 16.0 |



| Compound | Conc. | RT | Dev(Min) | Resp. | QIon | QRatio | Lower | Upper |
|----------|---------|------|----------|---------|-------|--------|-------|-------|
| Fluorene | 76.5681 | 9.18 | 0.00 | 1458713 | 165.0 | 90.8 | 62.2 | 115.4 |
| | | | | | 167.0 | 13.6 | 9.1 | 16.8 |

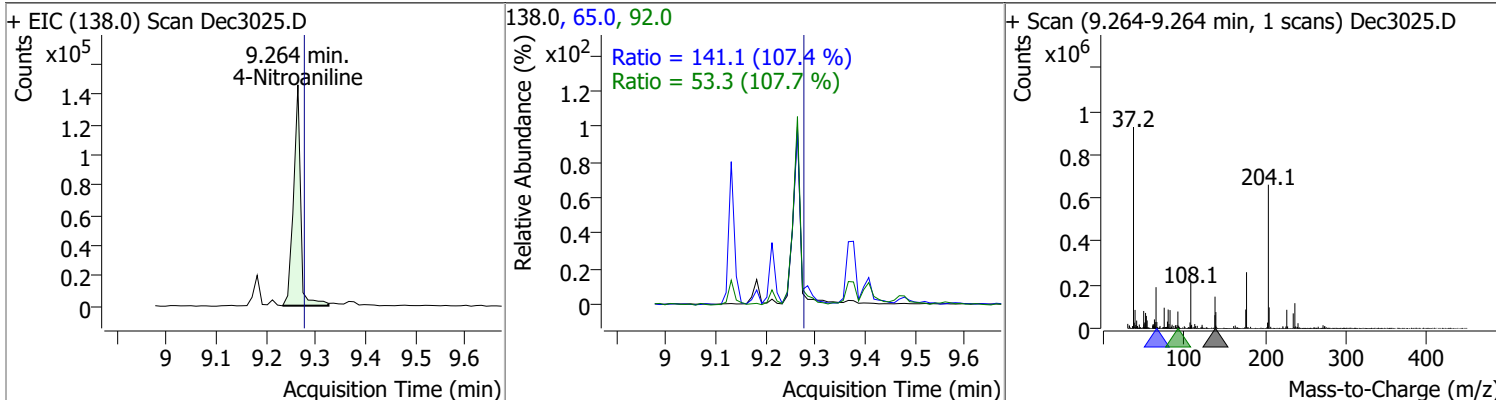


| Compound | Conc. | RT | Dev(Min) | Resp. | QIon | QRatio | Lower | Upper |
|----------------------------|---------|------|----------|--------|-------|--------|-------|-------|
| 4-Chlorophenyl-phenylether | 71.0079 | 9.21 | -0.01 | 557015 | 141.0 | 67.1 | 46.0 | 85.3 |
| | | | | | 206.0 | 32.5 | 22.7 | 42.1 |

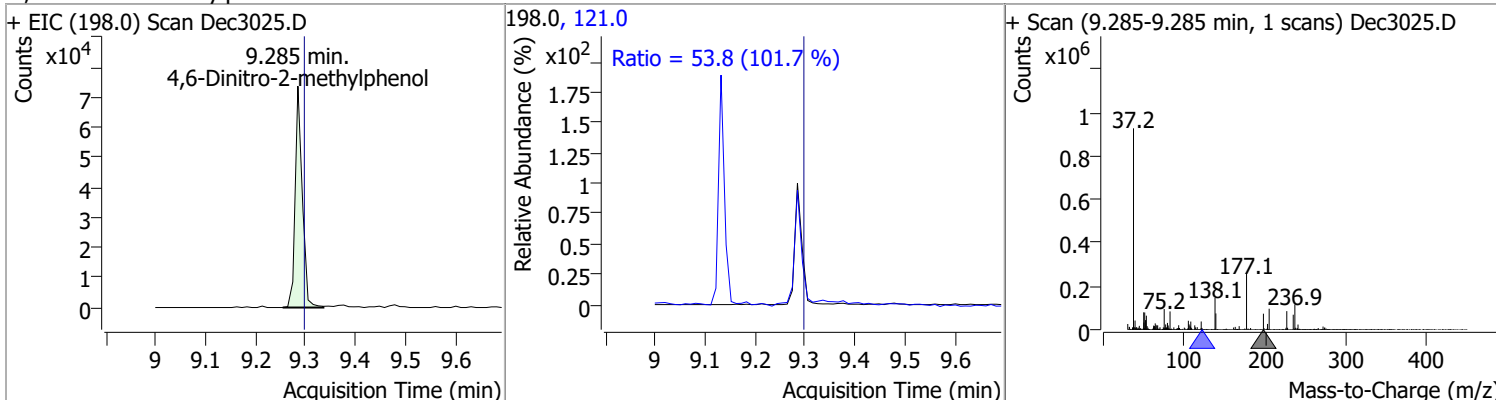


Quantitation Results Report (QT Reviewed)

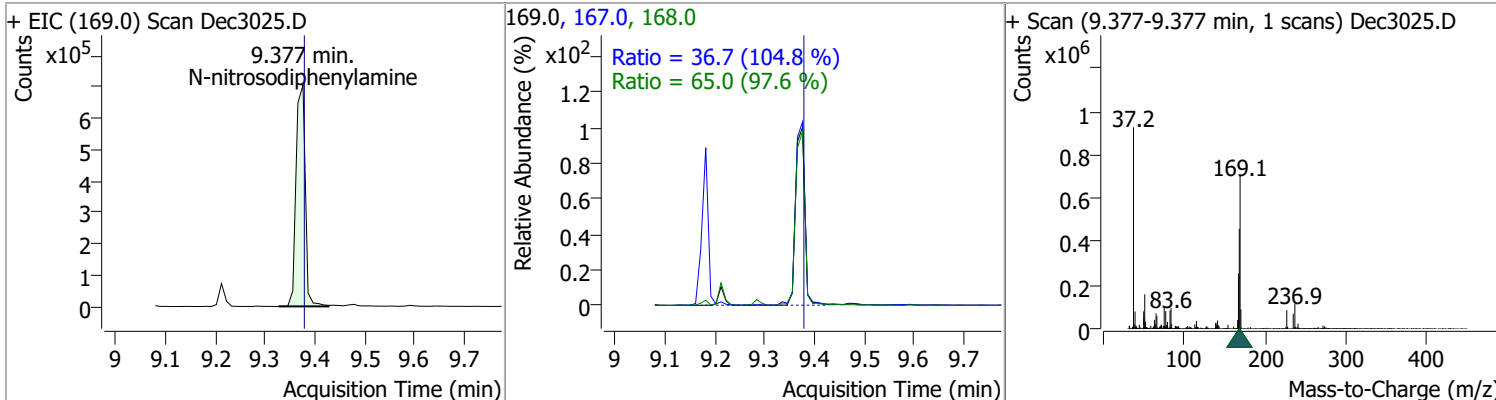
| Compound | Conc. | RT | Dev(Min) | Resp. | QIon | QRatio | Lower | Upper |
|----------------|---------|------|----------|--------|------|--------|-------|-------|
| 4-Nitroaniline | 70.6230 | 9.26 | -0.01 | 142419 | 65.0 | 141.1 | 91.9 | 170.7 |
| | | | | | 92.0 | 53.3 | 34.6 | 64.3 |



| Compound | Conc. | RT | Dev(Min) | Resp. | QIon | QRatio | Lower | Upper |
|----------------------------|---------|------|----------|-------|-------|--------|-------|-------|
| 4,6-Dinitro-2-methylphenol | 66.5831 | 9.28 | -0.01 | 73035 | 121.0 | 53.8 | 37.1 | 68.8 |
| | | | | | | | | |

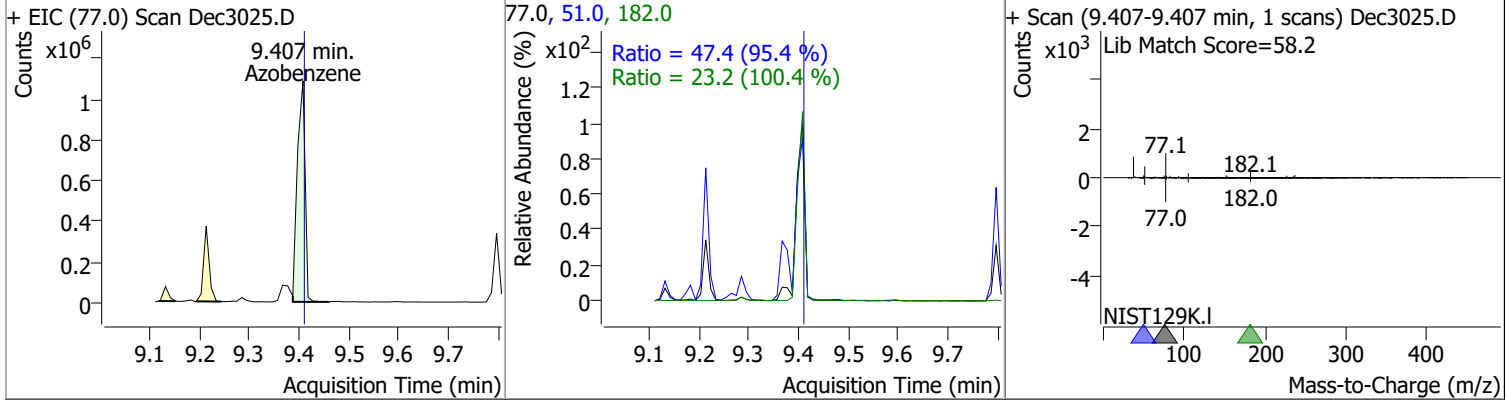


| Compound | Conc. | RT | Dev(Min) | Resp. | QIon | QRatio | Lower | Upper |
|------------------------|---------|------|----------|--------|-------|--------|-------|-------|
| N-nitrosodiphenylamine | 78.9913 | 9.38 | 0.00 | 904251 | 168.0 | 65.0 | 46.6 | 86.6 |
| | | | | | 167.0 | 36.7 | 24.5 | 45.5 |

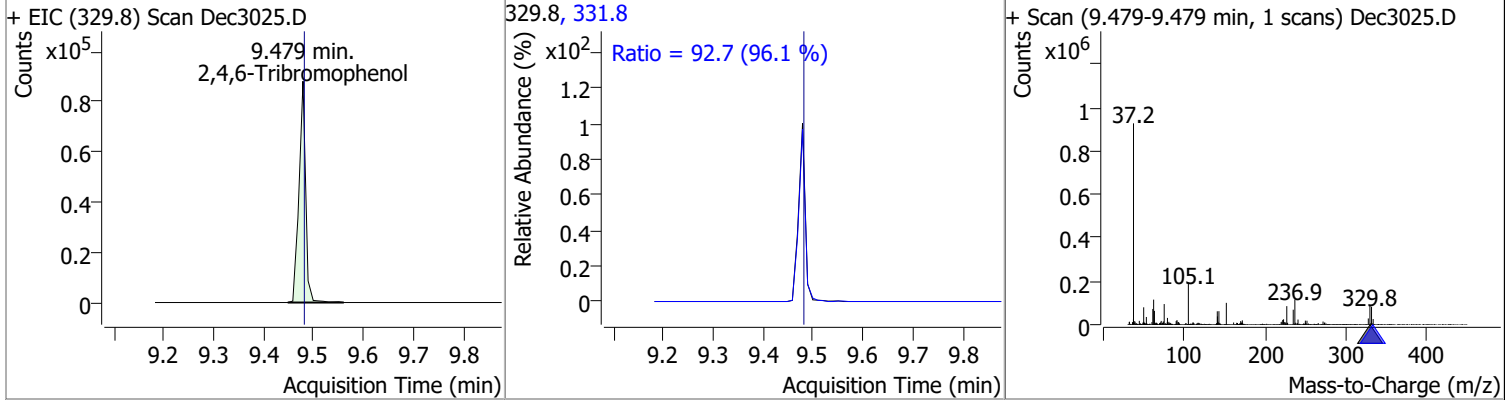


Quantitation Results Report (QT Reviewed)

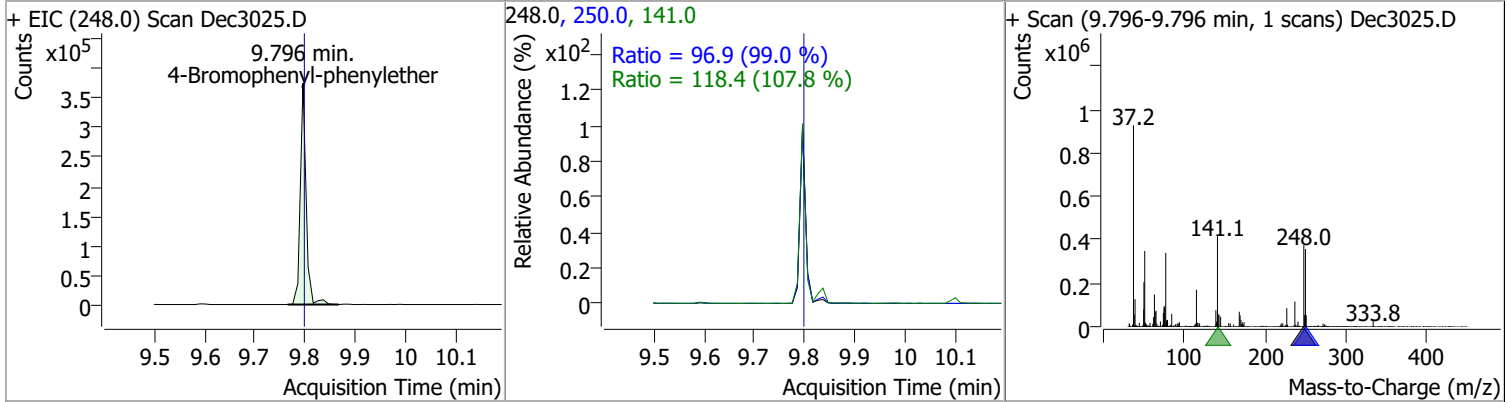
| Compound | Conc. | RT | Dev(Min) | Resp. | QIon | QRatio | Lower | Upper |
|------------|---------|------|----------|---------|-------|--------|-------|-------|
| Azobenzene | 74.6892 | 9.41 | 0.00 | 1166404 | 51.0 | 47.4 | 34.8 | 64.6 |
| | | | | | 182.0 | 23.2 | 16.2 | 30.1 |



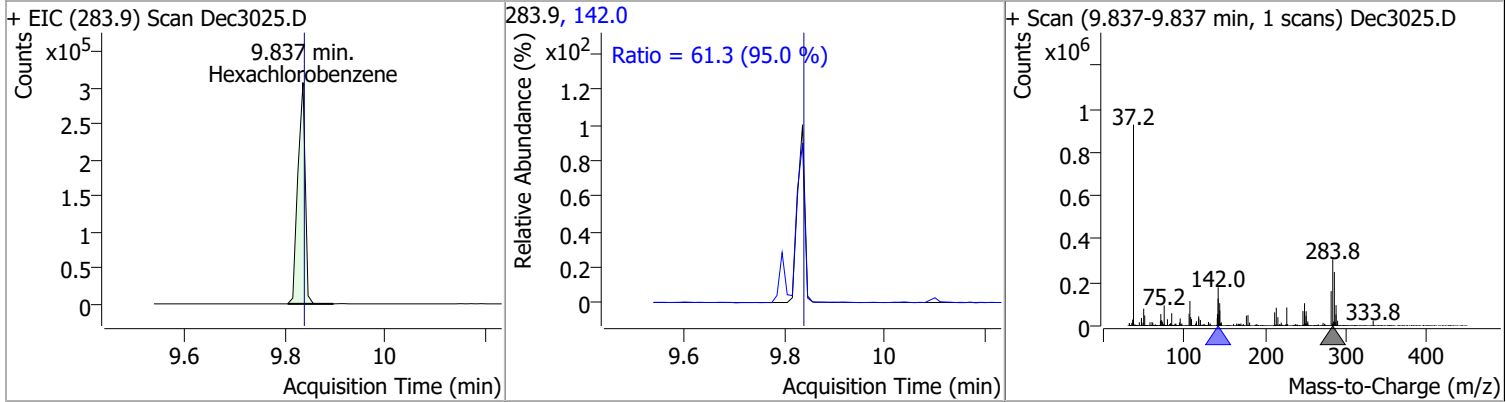
| Compound | Conc. | RT | Dev(Min) | Resp. | QIon | QRatio | Lower | Upper |
|----------------------|---------|------|----------|-------|-------|--------|-------|-------|
| 2,4,6-Tribromophenol | 82.9068 | 9.48 | 0.00 | 82183 | 331.8 | 92.7 | 67.5 | 125.3 |



| Compound | Conc. | RT | Dev(Min) | Resp. | QIon | QRatio | Lower | Upper |
|---------------------------|---------|------|----------|--------|-------|--------|-------|-------|
| 4-Bromophenyl-phenylether | 72.2250 | 9.80 | 0.00 | 302636 | 141.0 | 118.4 | 76.9 | 142.8 |
| | | | | | 250.0 | 96.9 | 68.5 | 127.2 |

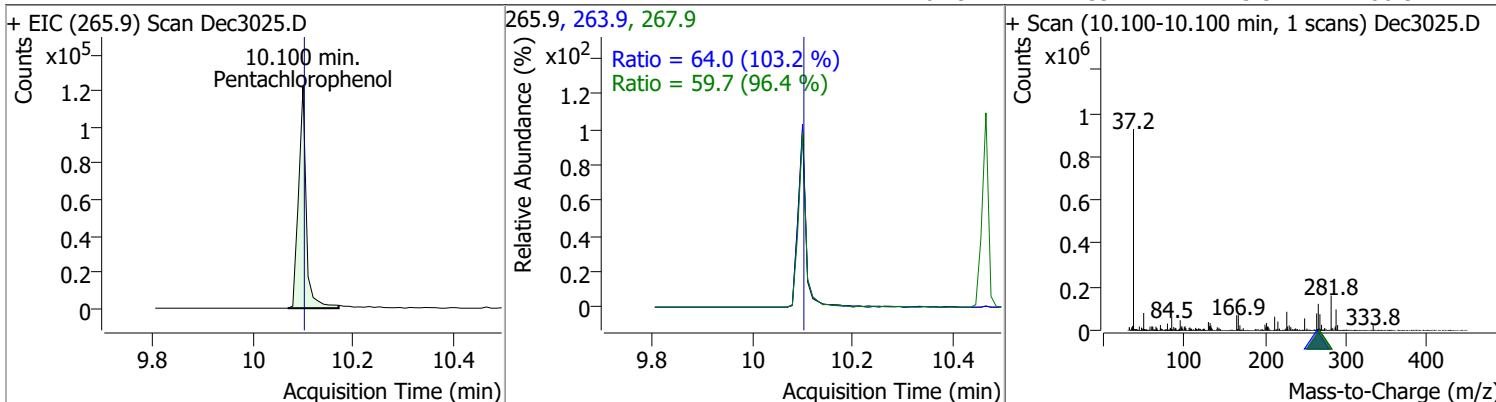


| Compound | Conc. | RT | Dev(Min) | Resp. | QIon | QRatio | Lower | Upper |
|-------------------|---------|------|----------|--------|-------|--------|-------|-------|
| Hexachlorobenzene | 79.0674 | 9.84 | 0.00 | 311627 | 142.0 | 61.3 | 45.2 | 83.9 |

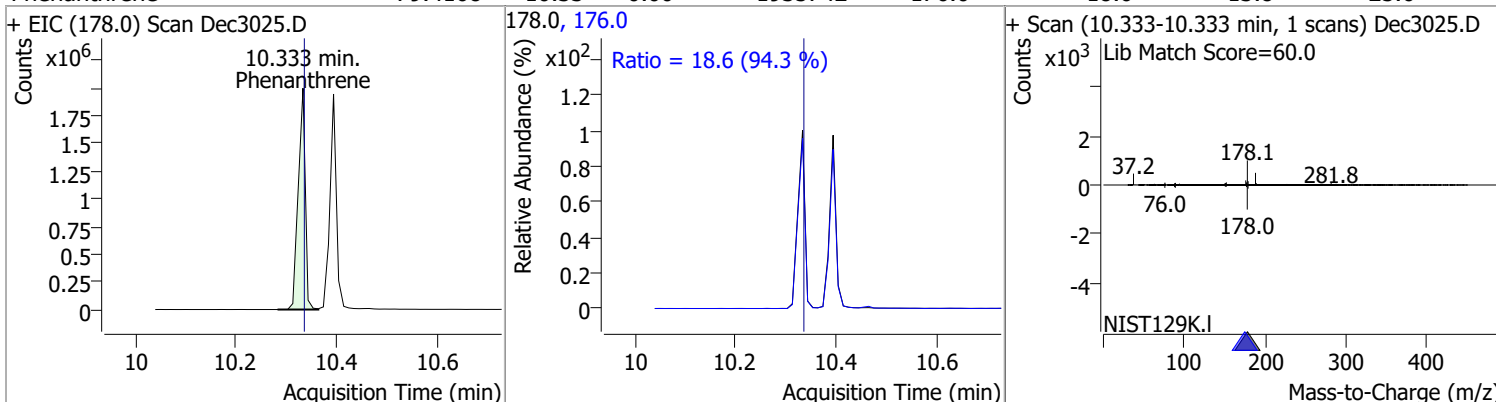


Quantitation Results Report (QT Reviewed)

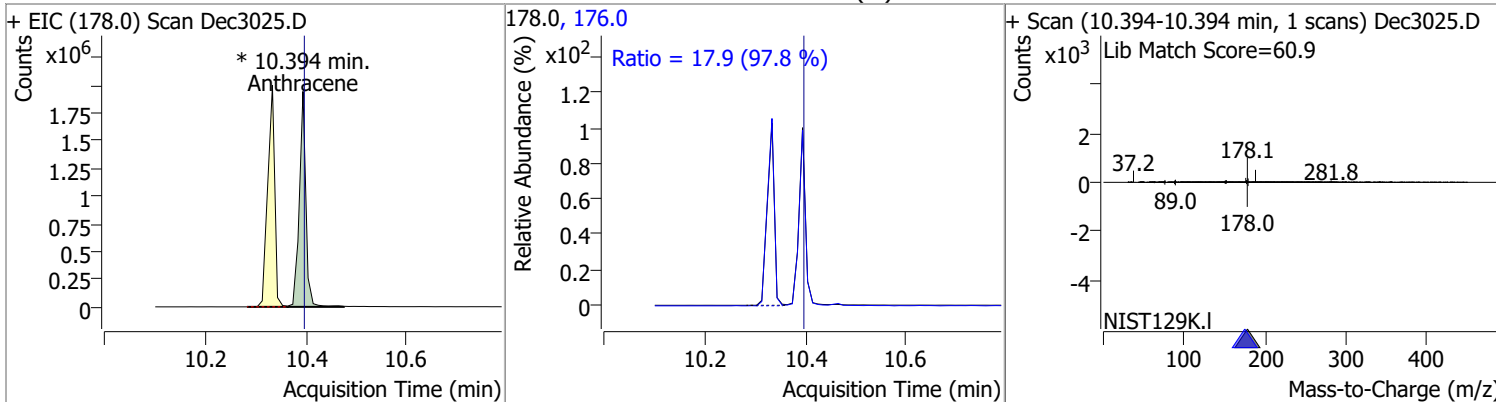
| Compound | Conc. | RT | Dev(Min) | Resp. | QIon | QRatio | Lower | Upper |
|-------------------|---------|-------|----------|--------|-------|--------|-------|-------|
| Pentachlorophenol | 81.8704 | 10.10 | 0.00 | 129445 | 263.9 | 64.0 | 43.4 | 80.6 |
| | | | | | 267.9 | 59.7 | 43.3 | 80.5 |



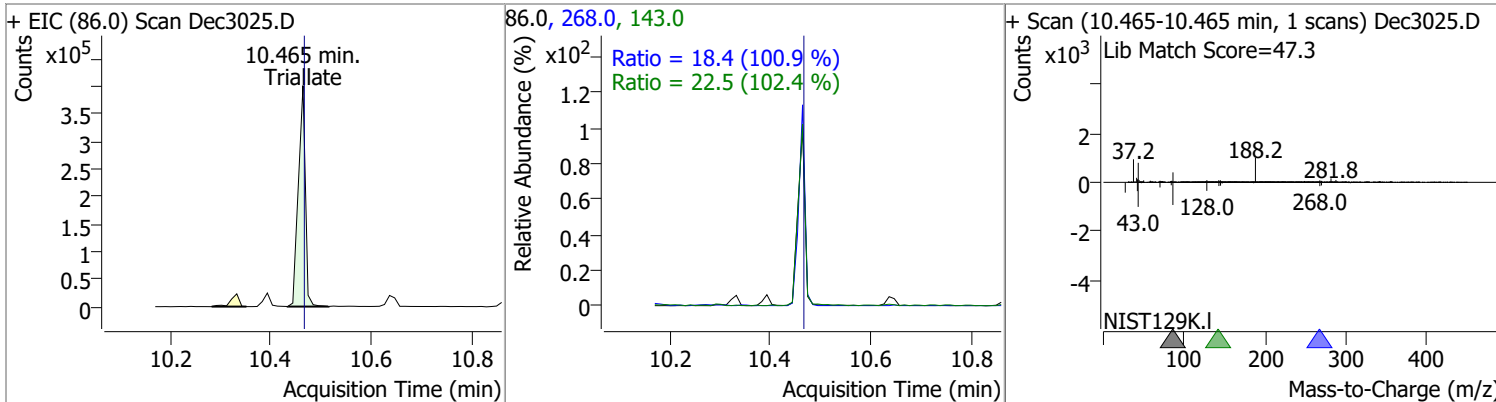
| Compound | Conc. | RT | Dev(Min) | Resp. | QIon | QRatio | Lower | Upper |
|--------------|---------|-------|----------|---------|-------|--------|-------|-------|
| Phenanthrene | 79.4168 | 10.33 | 0.00 | 1935742 | 176.0 | 18.6 | 13.8 | 25.6 |



| Compound | Conc. | RT | Dev(Min) | Resp. | QIon | QRatio | Lower | Upper |
|------------|---------|-------|----------|-------------|-------|--------|-------|-------|
| Anthracene | 74.0814 | 10.39 | 0.00 | 1763983 (m) | 176.0 | 17.9 | 12.8 | 23.8 |

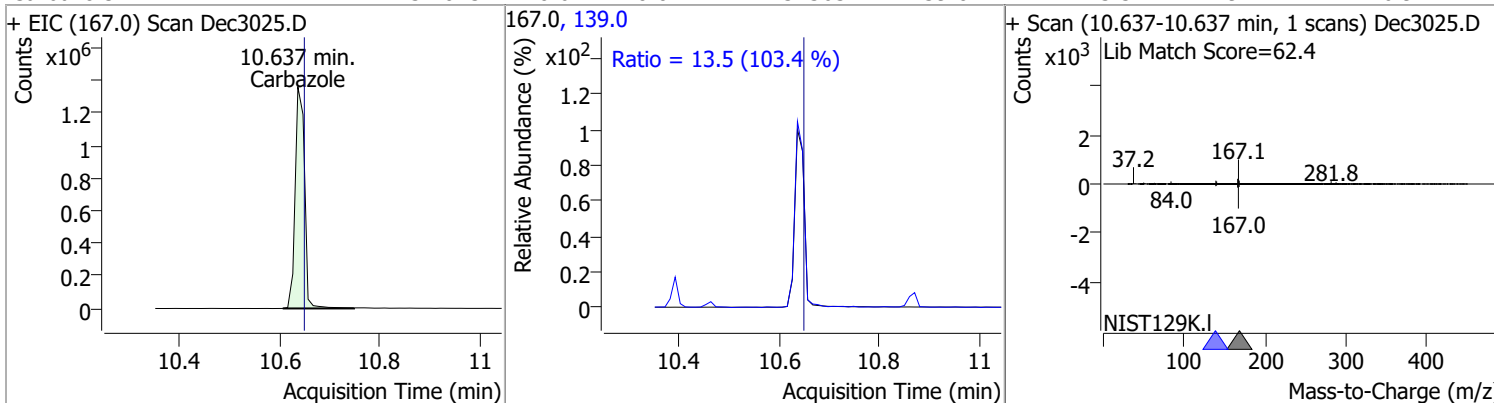


| Compound | Conc. | RT | Dev(Min) | Resp. | QIon | QRatio | Lower | Upper |
|-----------|---------|-------|----------|--------|-------|--------|-------|-------|
| Triallate | 79.0064 | 10.46 | 0.00 | 388766 | 143.0 | 22.5 | 15.4 | 28.6 |
| | | | | | 268.0 | 18.4 | 12.8 | 23.7 |

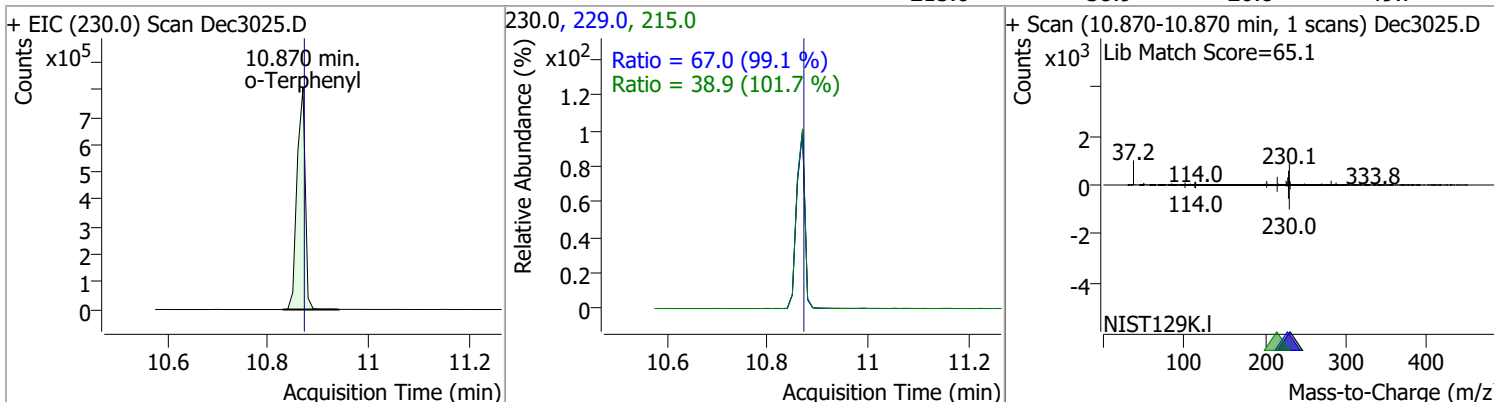


Quantitation Results Report (QT Reviewed)

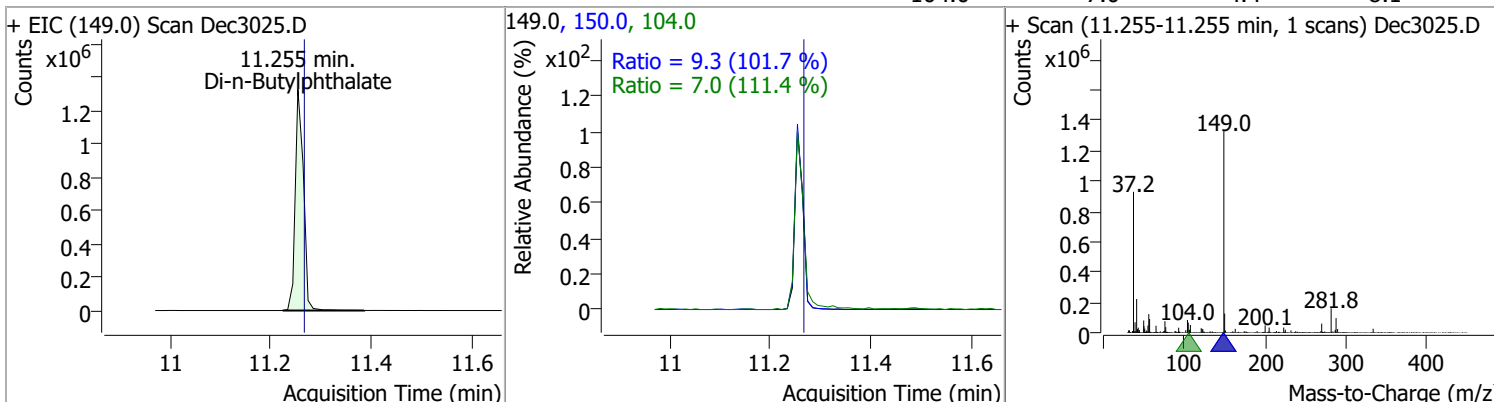
| Compound | Conc. | RT | Dev(Min) | Resp. | QIon | QRatio | Lower | Upper |
|-----------|---------|-------|----------|---------|-------|--------|-------|-------|
| Carbazole | 73.4015 | 10.64 | -0.01 | 1754363 | 139.0 | 13.5 | 9.1 | 16.9 |



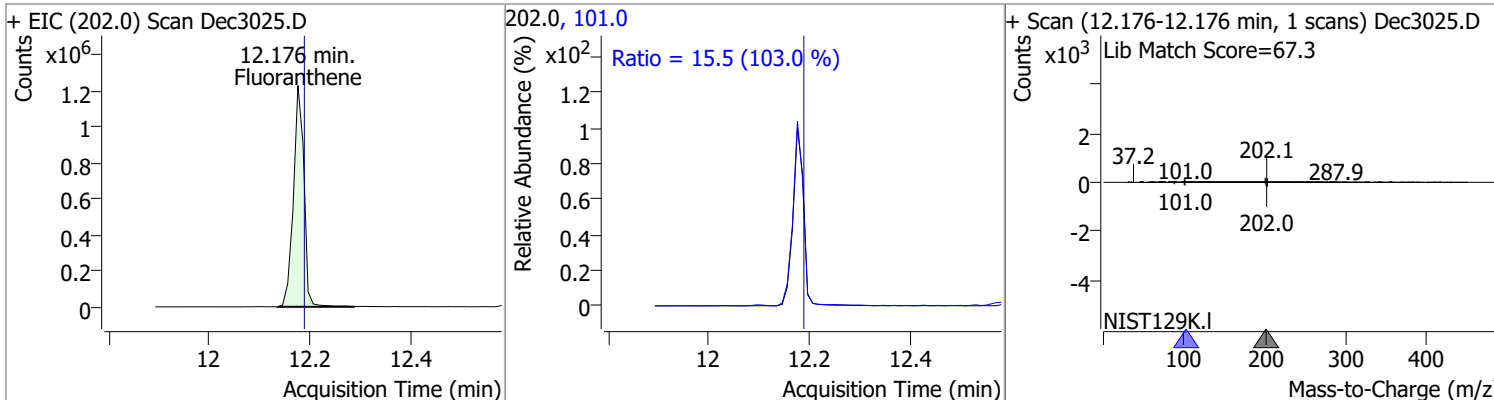
| | | | | | | | | |
|-------------|---------|-------|------|--------|-------|------|------|------|
| o-Terphenyl | 76.4137 | 10.87 | 0.00 | 909497 | 229.0 | 67.0 | 47.4 | 88.0 |
| | | | | | 215.0 | 38.9 | 26.8 | 49.7 |



| | | | | | | | | |
|---------------------|---------|-------|-------|---------|-------|-----|-----|------|
| Di-n-Butylphthalate | 68.6467 | 11.25 | -0.01 | 1503916 | 150.0 | 9.3 | 6.4 | 11.9 |
| | | | | | 104.0 | 7.0 | 4.4 | 8.1 |

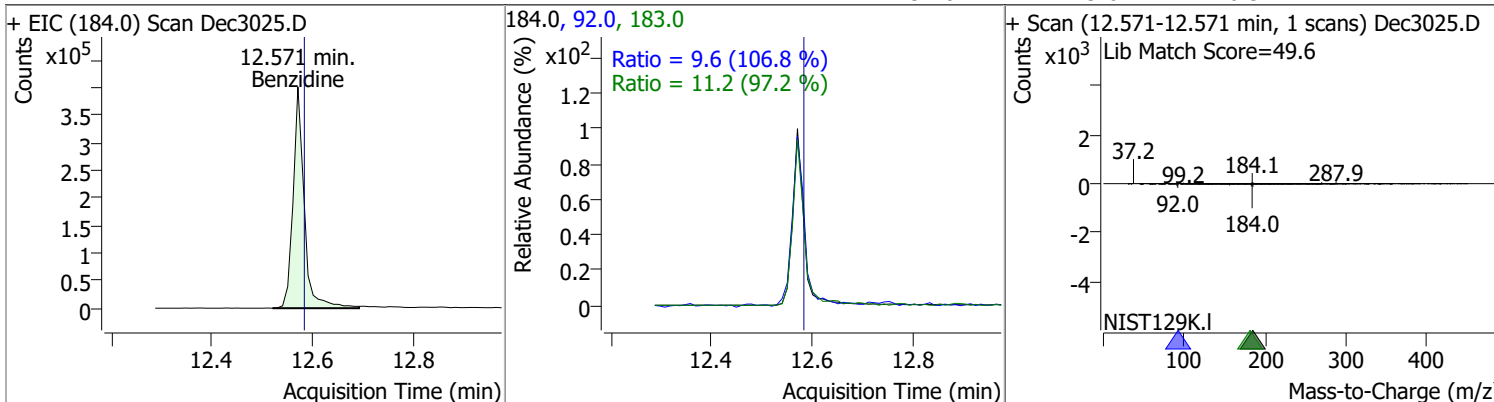


| | | | | | | | | |
|--------------|---------|-------|-------|---------|-------|------|------|------|
| Fluoranthene | 73.3246 | 12.18 | -0.01 | 1789441 | 101.0 | 15.5 | 10.5 | 19.5 |
|--------------|---------|-------|-------|---------|-------|------|------|------|

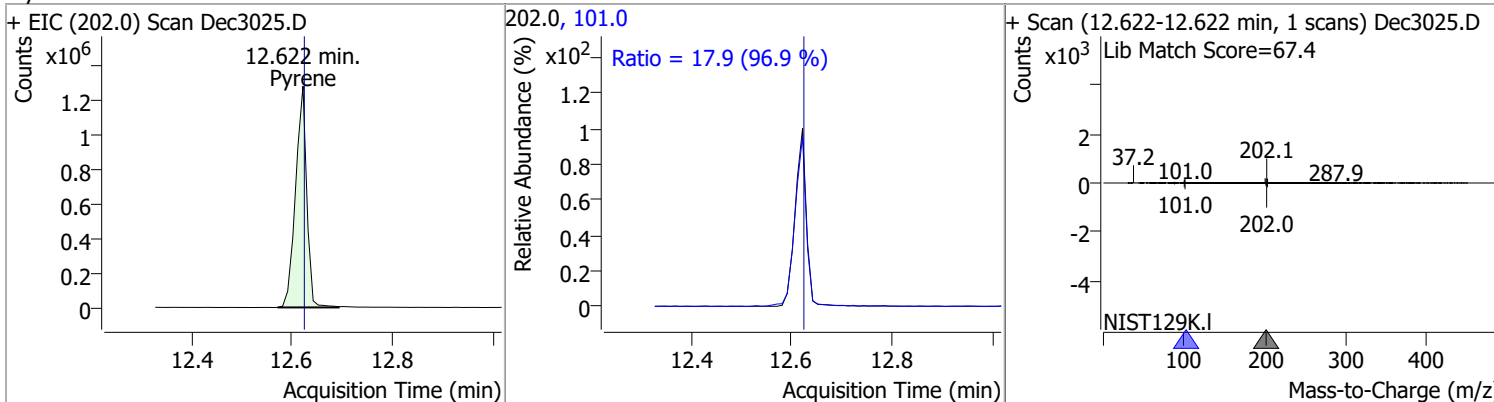


Quantitation Results Report (QT Reviewed)

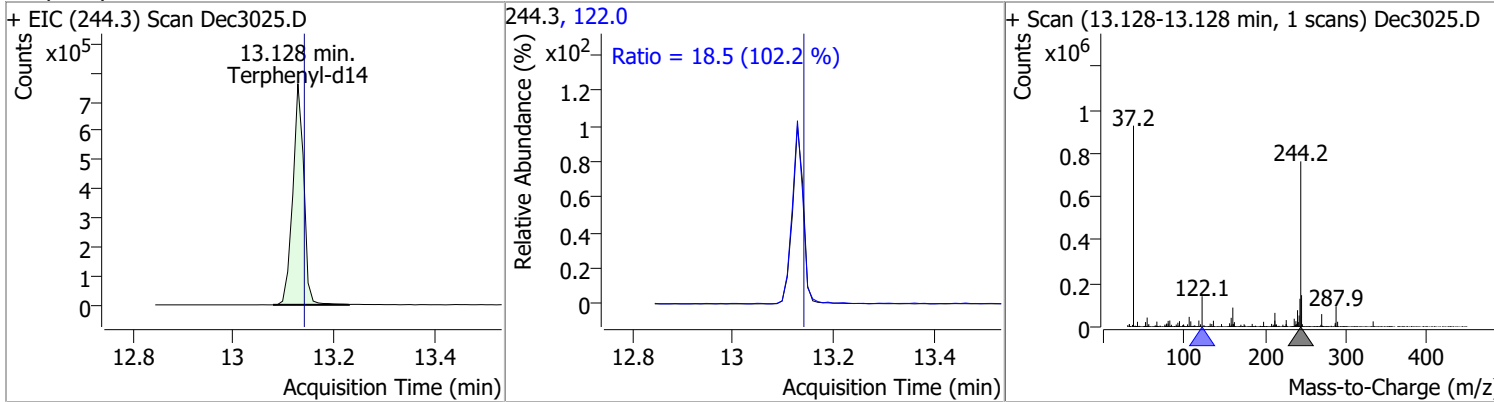
| Compound | Conc. | RT | Dev(Min) | Resp. | QIon | QRatio | Lower | Upper |
|-----------|---------|-------|----------|--------|-------|--------|-------|-------|
| Benzidine | 72.7534 | 12.57 | -0.01 | 617605 | 183.0 | 11.2 | 8.1 | 15.0 |
| | | | | | 92.0 | 9.6 | 6.3 | 11.7 |



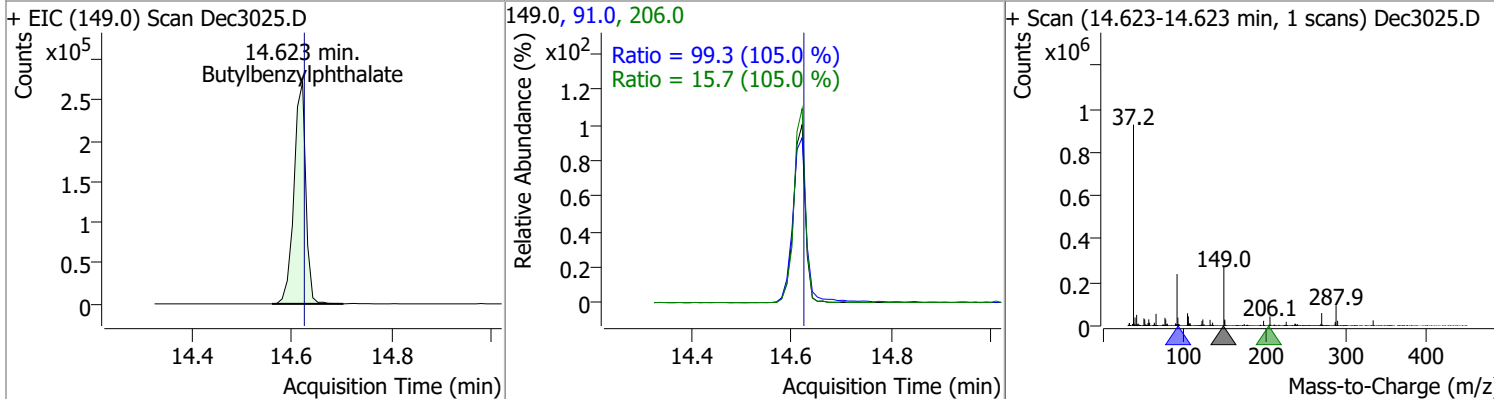
| Compound | Conc. | RT | Dev(Min) | Resp. | QIon | QRatio | Lower | Upper |
|----------|---------|-------|----------|---------|-------|--------|-------|-------|
| Pyrene | 75.1381 | 12.62 | 0.00 | 1973004 | 101.0 | 17.9 | 12.9 | 24.0 |



| Compound | Conc. | RT | Dev(Min) | Resp. | QIon | QRatio | Lower | Upper |
|---------------|---------|-------|----------|---------|-------|--------|-------|-------|
| Terphenyl-d14 | 73.5795 | 13.13 | -0.01 | 1157255 | 122.0 | 18.5 | 12.7 | 23.5 |

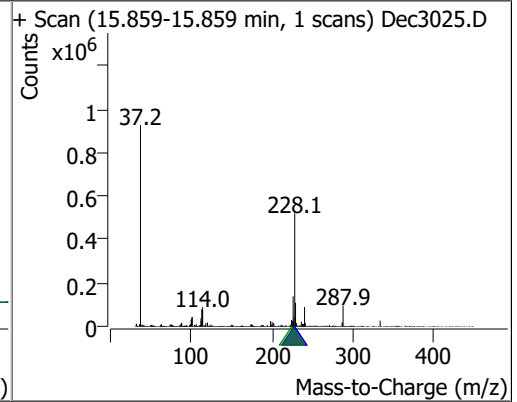
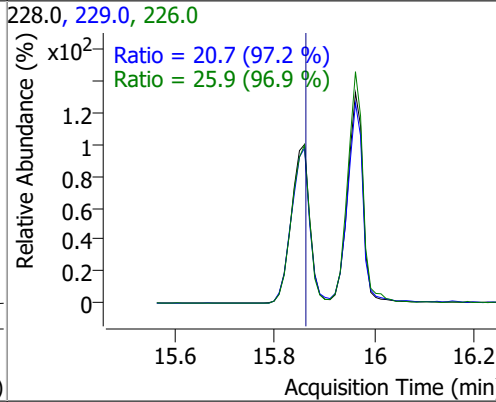
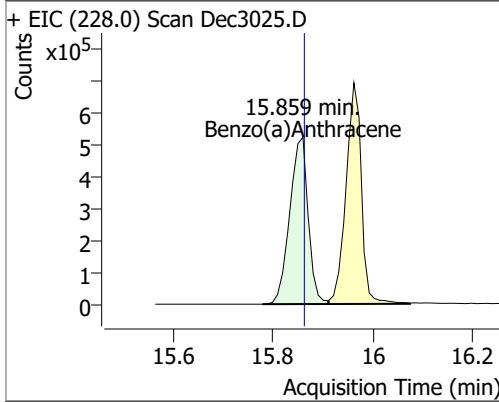


| Compound | Conc. | RT | Dev(Min) | Resp. | QIon | QRatio | Lower | Upper |
|----------------------|---------|-------|----------|--------|-------|--------|-------|-------|
| Butylbenzylphthalate | 69.4632 | 14.62 | -0.01 | 448311 | 91.0 | 99.3 | 66.2 | 123.0 |
| | | | | | 206.0 | 15.7 | 10.4 | 19.4 |

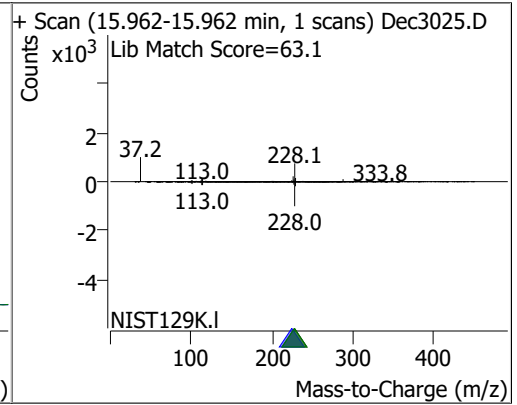
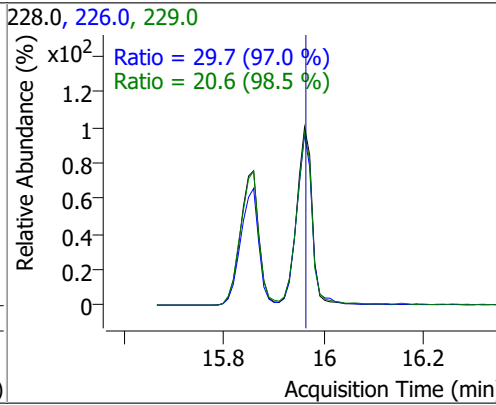
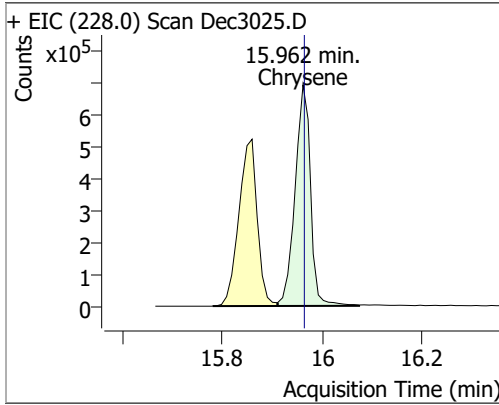


Quantitation Results Report (QT Reviewed)

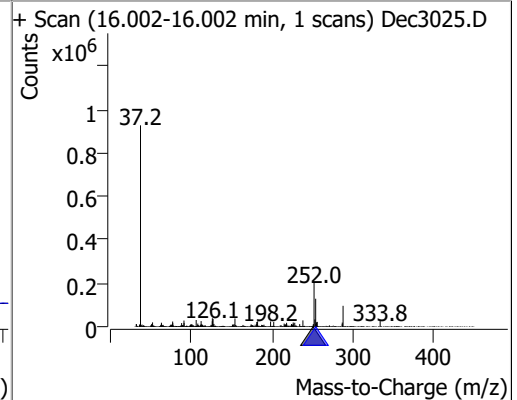
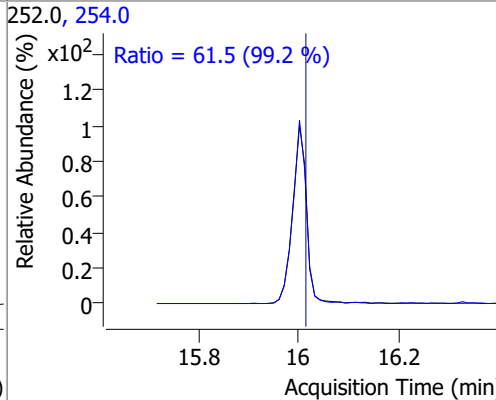
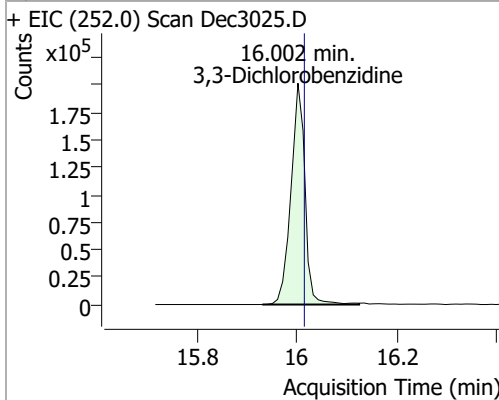
| Compound | Conc. | RT | Dev(Min) | Resp. | QIon | QRatio | Lower | Upper |
|--------------------|---------|-------|----------|---------|-------|--------|-------|-------|
| Benzo(a)Anthracene | 73.8950 | 15.86 | -0.01 | 1334324 | 226.0 | 25.9 | 18.7 | 34.7 |
| | | | | | 229.0 | 20.7 | 14.9 | 27.7 |



| Compound | Conc. | RT | Dev(Min) | Resp. | QIon | QRatio | Lower | Upper |
|----------|---------|-------|----------|---------|-------|--------|-------|-------|
| Chrysene | 71.7910 | 15.96 | -0.01 | 1480715 | 226.0 | 29.7 | 21.4 | 39.8 |
| | | | | | 229.0 | 20.6 | 14.6 | 27.1 |

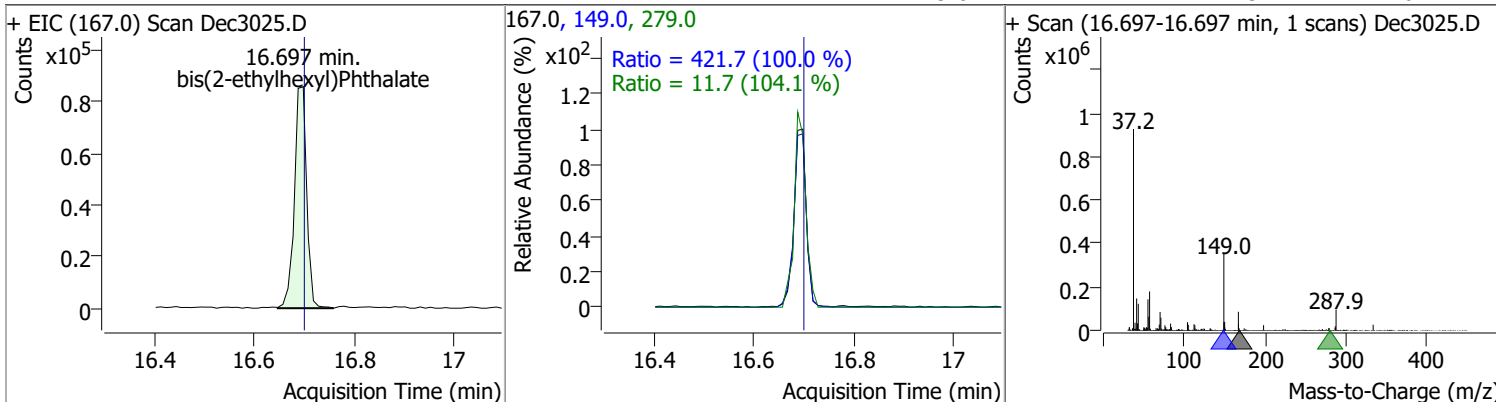


| Compound | Conc. | RT | Dev(Min) | Resp. | QIon | QRatio | Lower | Upper |
|-----------------------|---------|-------|----------|--------|-------|--------|-------|-------|
| 3,3-Dichlorobenzidine | 73.1595 | 16.00 | -0.02 | 394300 | 254.0 | 61.5 | 43.4 | 80.6 |

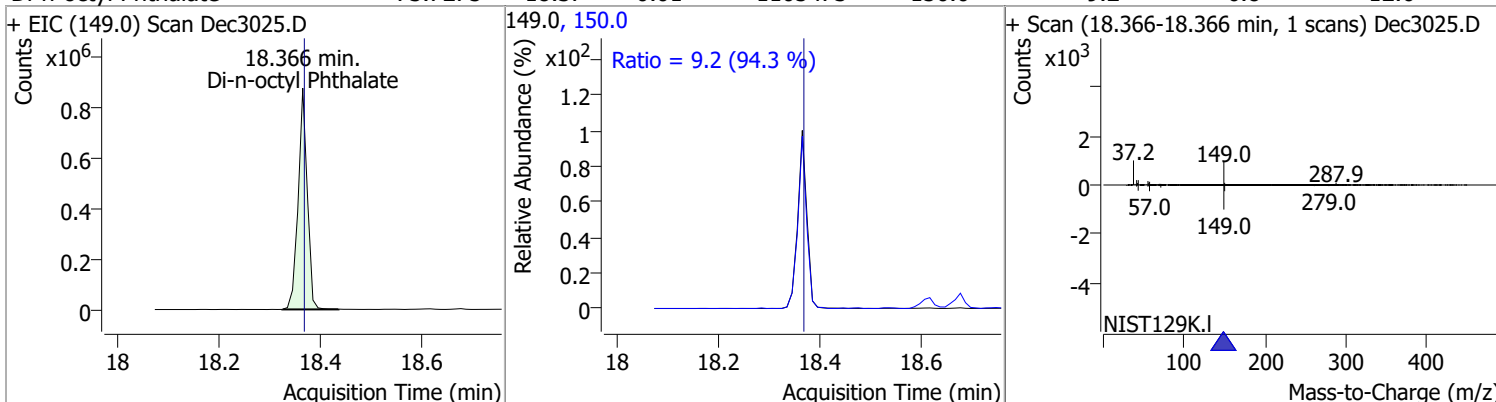


Quantitation Results Report (QT Reviewed)

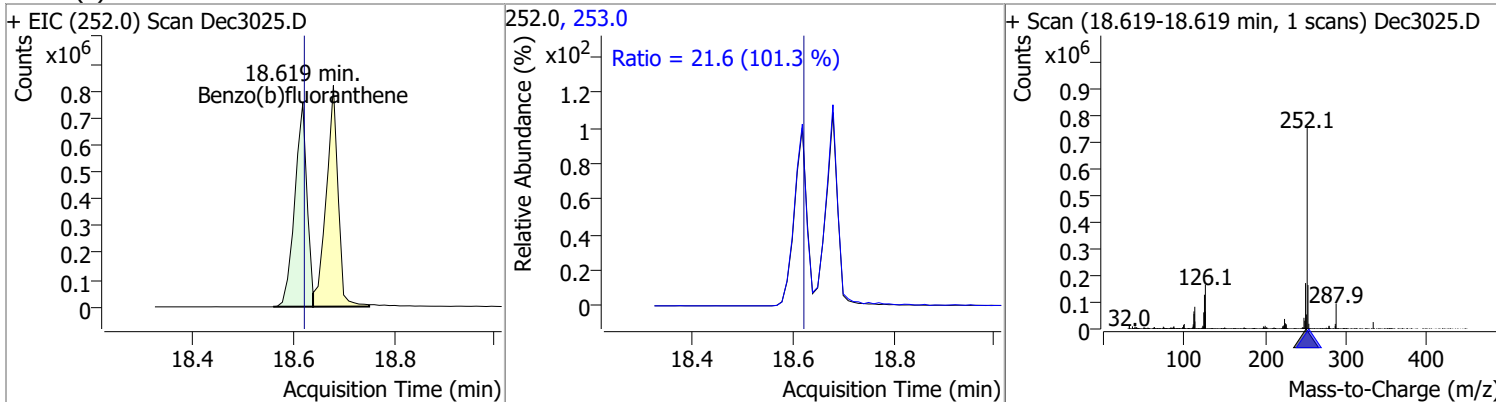
| Compound | Conc. | RT | Dev(Min) | Resp. | QIon | QRatio | Lower | Upper |
|----------------------------|---------|-------|----------|--------|-------|--------|-------|-------|
| bis(2-ethylhexyl)Phthalate | 69.3721 | 16.70 | -0.01 | 146671 | 149.0 | 421.7 | 295.1 | 548.1 |
| | | | | | 279.0 | 11.7 | 7.9 | 14.6 |



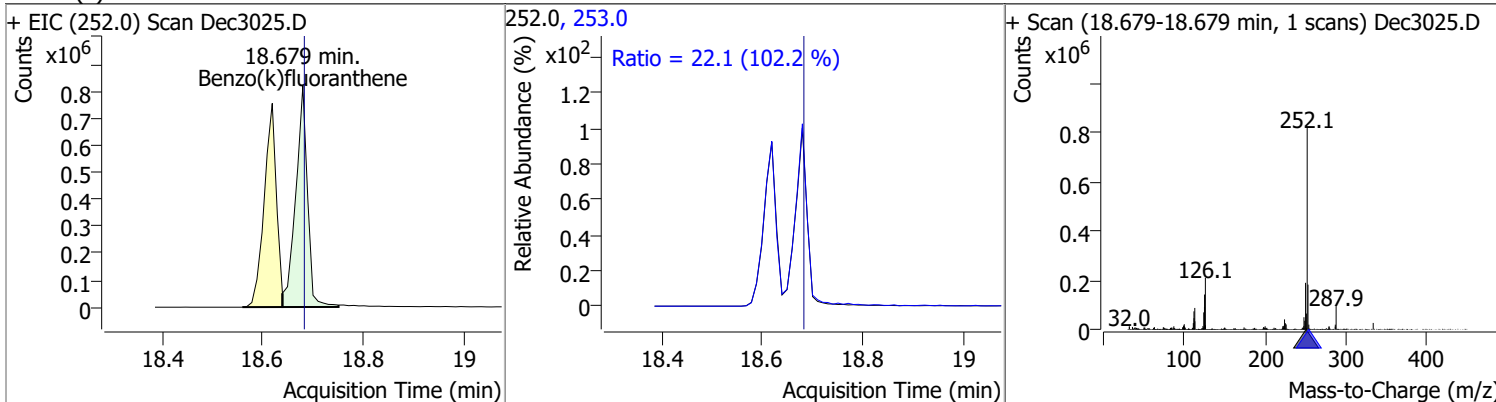
| Compound | Conc. | RT | Dev(Min) | Resp. | QIon | QRatio | Lower | Upper |
|----------------------|---------|-------|----------|---------|-------|--------|-------|-------|
| Di-n-octyl Phthalate | 73.7275 | 18.37 | -0.01 | 1105473 | 150.0 | 9.2 | 6.8 | 12.6 |



| Compound | Conc. | RT | Dev(Min) | Resp. | QIon | QRatio | Lower | Upper |
|----------------------|---------|-------|----------|---------|-------|--------|-------|-------|
| Benzo(b)fluoranthene | 76.3273 | 18.62 | -0.01 | 1265722 | 253.0 | 21.6 | 15.0 | 27.8 |

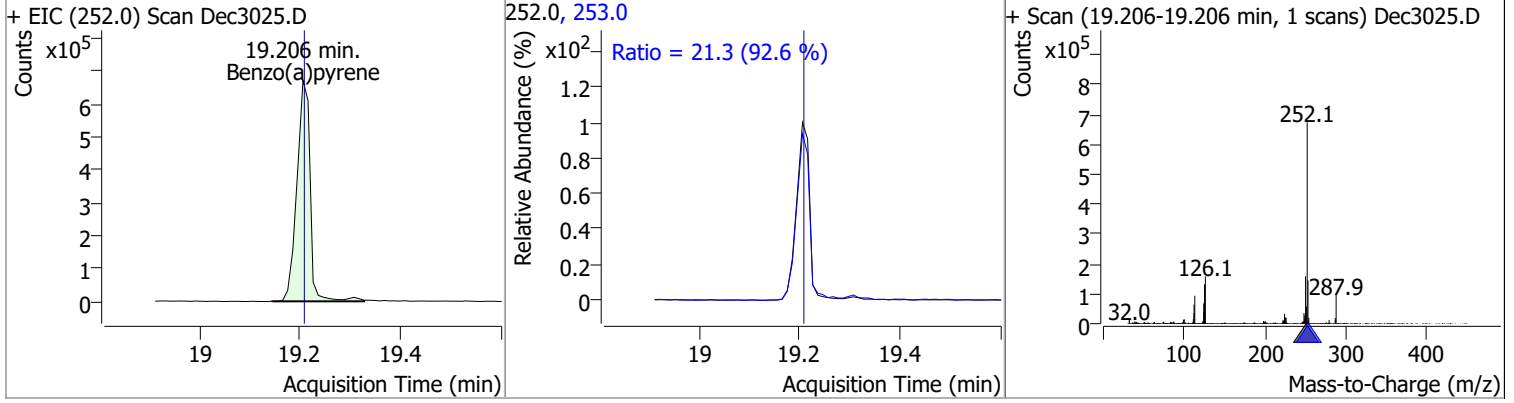


| Compound | Conc. | RT | Dev(Min) | Resp. | QIon | QRatio | Lower | Upper |
|----------------------|---------|-------|----------|---------|-------|--------|-------|-------|
| Benzo(k)fluoranthene | 74.0566 | 18.68 | -0.01 | 1331889 | 253.0 | 22.1 | 15.2 | 28.2 |

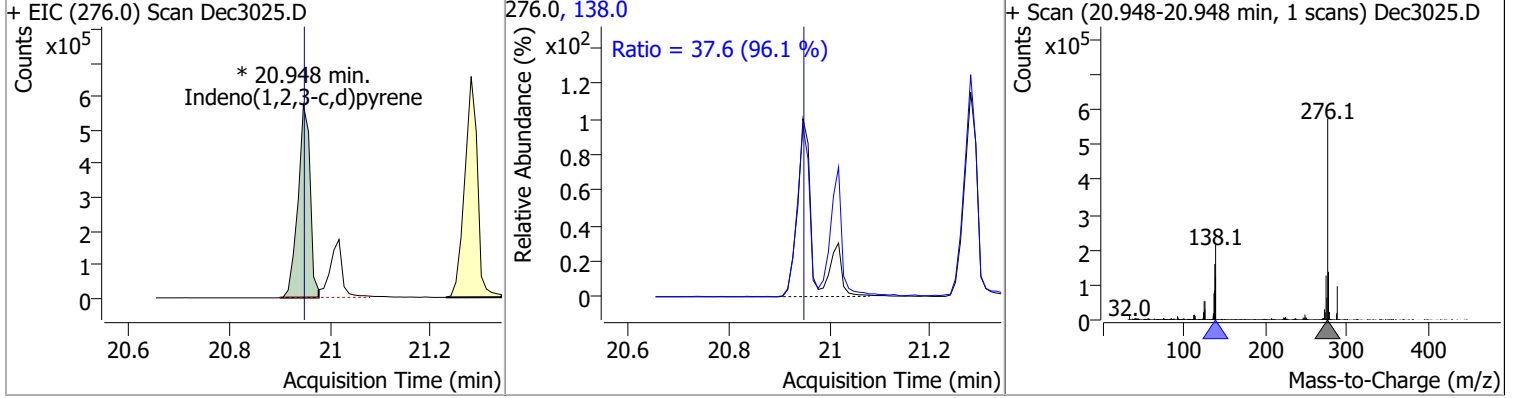


Quantitation Results Report (QT Reviewed)

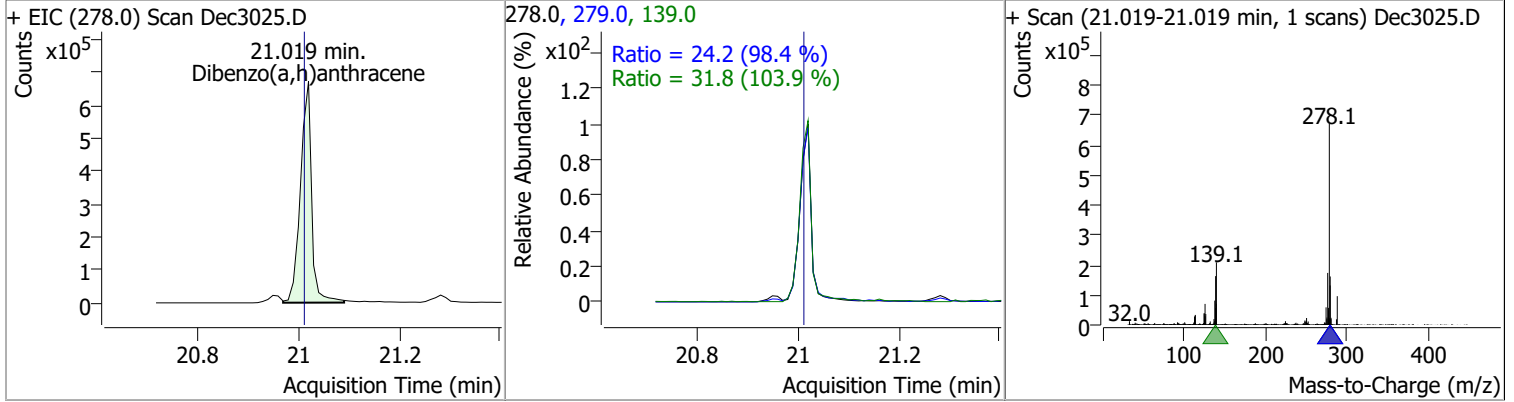
| Compound | Conc. | RT | Dev(Min) | Resp. | QIon | QRatio | Lower | Upper |
|----------------|---------|-------|----------|---------|-------|--------|-------|-------|
| Benzo(a)pyrene | 79.7664 | 19.21 | -0.01 | 1231176 | 253.0 | 21.3 | 16.1 | 29.8 |



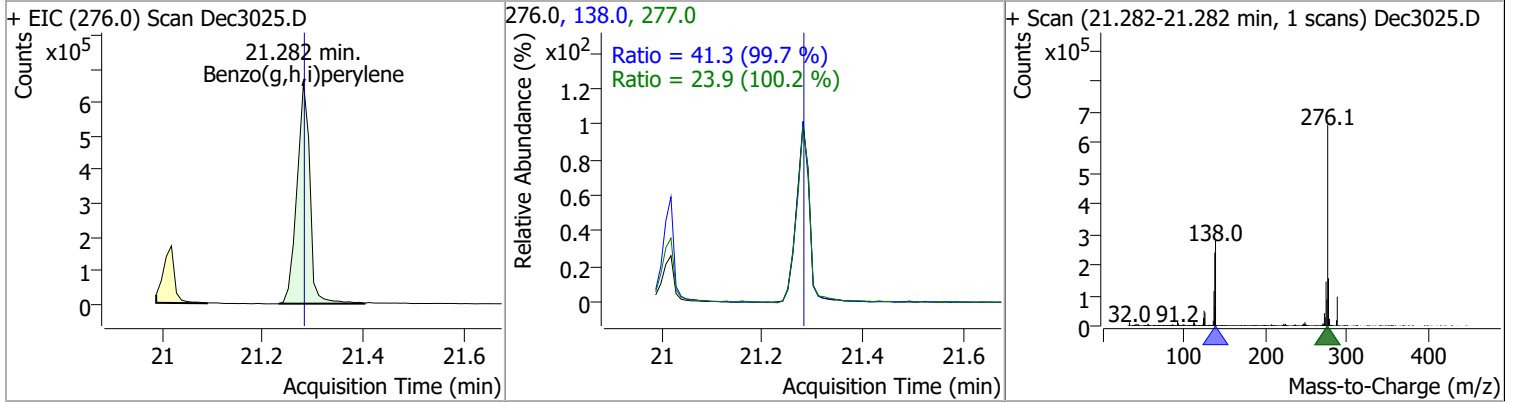
| | | | | | | | | |
|-------------------------|---------|-------|-------|------------|-------|------|------|------|
| Indeno(1,2,3-c,d)pyrene | 81.2486 | 20.95 | -0.01 | 963114 (m) | 138.0 | 37.6 | 27.4 | 50.8 |
|-------------------------|---------|-------|-------|------------|-------|------|------|------|



| | | | | | | | | |
|------------------------|---------|-------|------|---------|-------|------|------|------|
| Dibenzo(a,h)anthracene | 78.4755 | 21.02 | 0.00 | 1036736 | 139.0 | 31.8 | 21.4 | 39.7 |
| | | | | | 279.0 | 24.2 | 17.2 | 32.0 |



| | | | | | | | | |
|----------------------|---------|-------|-------|---------|-------|------|------|------|
| Benzo(g,h,i)perylene | 80.1712 | 21.28 | -0.01 | 1175923 | 138.0 | 41.3 | 29.0 | 53.9 |
| | | | | | 277.0 | 23.9 | 16.7 | 31.0 |



Continuing Calibration Report

Batch Name \\MASSHUNTER\Org\Data\SV5973N.I\sd123021\1 DoD bna\QuantResults\123021 bna 1.batch.bin
Method File \\MASSHUNTER\Org\Data\SV5973N.I\sd122821\1 DOD bna\122821 bna 1 CAL.batch.bin
Daily CC \\MASSHUNTER\Org\Data\SV5973N.I\sd123021\1 DoD bnaDec3002.D

| Level name | Injection Time | Calibration Files |
|------------|------------------------|---|
| 1 | 12/28/2021 5:39:44 PM | \\MASSHUNTER\Org\Data\SV5973N.I\sd122821\1 DOD bna\Dec2808.D |
| 2 | 12/28/2021 5:07:14 PM | \\MASSHUNTER\Org\Data\SV5973N.I\sd122821\1 DOD bna\Dec2807.D |
| 3 | 12/28/2021 4:34:38 PM | \\MASSHUNTER\Org\Data\SV5973N.I\sd122821\1 DOD bna\Dec2806.D |
| 4 | 12/28/2021 4:02:09 PM | \\MASSHUNTER\Org\Data\SV5973N.I\sd122821\1 DOD bna\Dec2805.D |
| 5 | 12/28/2021 3:29:32 PM | \\MASSHUNTER\Org\Data\SV5973N.I\sd122821\1 DOD bna\Dec2804.D |
| 6 | 12/28/2021 2:57:01 PM | \\MASSHUNTER\Org\Data\SV5973N.I\sd122821\1 DOD bna\Dec2803.D |
| 7 | 12/28/2021 2:24:27 PM | \\MASSHUNTER\Org\Data\SV5973N.I\sd122821\1 DOD bna\Dec2802.D |
| CCV | 12/30/2021 12:34:40 PM | \\MASSHUNTER\Org\Data\SV5973N.I\sd123021\1 DoD bna\Dec3002.D <===== |

| ISTD Compound: | Avg Resp | Mid Resp | CC Resp | Area% | A/M |
|------------------------|----------|----------|---------|--------|-----|
| 1,4-Dichlorobenzene-d4 | 295847 | 301684 | 330415 | 109.52 | M |
| Naphthalene-d8 | 976277 | 989812 | 1017190 | 102.77 | M |
| Acenaphthene-d10 | 519699 | 507152 | 567196 | 111.84 | M |
| Phenanthrene-d10 | 941209 | 950320 | 983475 | 103.49 | M |
| Chrysene-d12 | 600378 | 592530 | 629257 | 106.20 | M |
| Perylene-d12 | 424070 | 413633 | 438080 | 105.91 | M |

| Target Compound | AvgRF/R2 | CC RF | Exp. Conc | Calc. Conc | %Dev | Area% | Curve Fit |
|-----------------------------|----------------|--------|-----------|------------|-------|--------|-----------|
| 1,4-Dichlorobenzene-d4 | -----ISTD----- | | | | | | |
| N-Nitrosodimethylamine | 0.9934 | 0.3682 | 75.00 | 63.22 | 15.71 | 149.14 | Quadratic |
| Pyridine | 0.9952 | 0.8831 | 75.00 | 61.39 | 18.14 | 140.35 | Quadratic |
| 2-Fluorophenol | 0.9994 | 0.9079 | 75.00 | 72.25 | 3.67 | 157.70 | Quadratic |
| Aniline | 0.9976 | 1.9229 | 75.00 | 71.88 | 4.16 | 172.42 | Quadratic |
| Phenol-d5 | 0.9982 | 1.2583 | 75.00 | 68.23 | 9.02 | 158.96 | Quadratic |
| Phenol | 0.9963 | 1.3900 | 75.00 | 68.38 | 8.82 | 156.77 | Quadratic |
| bis(-2-Chloroethyl)Ether | 0.9963 | 1.0431 | 75.00 | 60.95 | 18.73 | 144.21 | Quadratic |
| 2-Chlorophenol | 0.9979 | 0.9364 | 75.00 | 60.74 | 19.02 | 141.04 | Quadratic |
| 1,3-Dichlorobenzene | 1.4532 | 1.3700 | 75.00 | 70.71 | 5.73 | 162.74 | Avg RF |
| 1,4-Dichlorobenzene | 1.4332 | 1.3618 | 75.00 | 71.26 | 4.98 | 162.74 | Avg RF |
| 1,2-Dichlorobenzene | 1.5011 | 1.3904 | 75.00 | 69.47 | 7.37 | 152.40 | Avg RF |
| Benzyl Alcohol | 0.9927 | 0.5975 | 75.00 | 62.14 | 17.15 | 155.69 | Quadratic |
| bis(2-chloroisopropyl)Ether | 0.4560 | 0.4109 | 75.00 | 67.59 | 9.88 | 151.23 | Avg RF |
| 2-Methylphenol | 0.9992 | 1.0465 | 75.00 | 70.84 | 5.54 | 159.26 | Quadratic |
| N-nitroso-Di-n-propylamine | 0.9935 | 0.6877 | 75.00 | 60.74 | 19.01 | 150.14 | Quadratic |
| 4Methylphenol/3Methylphenol | 0.9993 | 1.3275 | 75.00 | 67.57 | 9.91 | 150.98 | Quadratic |
| Hexachloroethane | 0.9991 | 0.3633 | 75.00 | 69.55 | 7.27 | 155.93 | Quadratic |
| Nitrobenzene-d5 | 0.9983 | 0.5917 | 75.00 | 65.51 | 12.65 | 155.41 | Quadratic |
| Nitrobenzene | 0.9900 | 0.2923 | 75.00 | 62.36 | 16.85 | 159.90 | Quadratic |
| Naphthalene-d8 | -----ISTD----- | | | | | | |
| Isophorone | 0.9987 | 0.4724 | 75.00 | 72.05 | 3.94 | 156.37 | Quadratic |
| 2-Nitrophenol | 0.9981 | 0.0815 | 75.00 | 73.58 | 1.89 | 164.50 | Quadratic |
| 2,4-Dimethylphenol | 0.9935 | 0.2828 | 75.00 | 74.81 | 0.26 | 169.15 | Quadratic |
| bis(-2-Chloroethoxy)Methane | 0.9957 | 0.3263 | 75.00 | 65.70 | 12.40 | 145.84 | Quadratic |
| Benzoic Acid | 0.9959 | 0.1411 | 75.00 | 70.03 | 6.62 | 156.23 | Quadratic |
| 2,4-Dichlorophenol | 0.9988 | 0.1886 | 75.00 | 62.44 | 16.75 | 132.55 | Quadratic |
| 1,2,4-Trichlorobenzene | 0.2952 | 0.2814 | 75.00 | 71.48 | 4.69 | 153.09 | Avg RF |
| Naphthalene | 0.9715 | 0.9330 | 75.00 | 72.03 | 3.97 | 154.60 | Avg RF |
| 4-Chlorophenol | 0.9980 | 0.0741 | 75.00 | 68.56 | 8.59 | 145.01 | Quadratic |
| p-Chloroaniline | 0.9991 | 0.3697 | 75.00 | 77.54 | -3.39 | 167.26 | Quadratic |
| Hexachlorobutadiene | 0.1514 | 0.1386 | 75.00 | 68.64 | 8.48 | 150.91 | Avg RF |
| 4-Chloro-2-Methylphenol | 0.2267 | 0.2124 | 75.00 | 70.26 | 6.32 | 141.31 | Avg RF |

Continuing Calibration Report

| Target Compound | AvgRF/R2 | CC RF | Exp. Conc | Calc. Conc | %Dev | Area% | Curve Fit |
|----------------------------|----------------|--------|-----------|------------|-------|--------|-----------|
| 4-Chloro-3-Methylphenol | 0.2253 | 0.2169 | 75.00 | 72.21 | 3.73 | 154.74 | Avg RF |
| 2-Methylnaphthalene | 0.9990 | 0.5429 | 75.00 | 73.05 | 2.61 | 148.13 | Quadratic |
| 1-Methylnaphthalene | 0.9991 | 0.5240 | 75.00 | 70.75 | 5.66 | 145.89 | Quadratic |
| Acenaphthene-d10 | -----ISTD----- | | | | | | |
| Hexachlorocyclopentadiene | 0.9996 | 0.1285 | 75.00 | 67.87 | 9.51 | 162.64 | Quadratic |
| 2,4,6-Trichlorophenol | 0.9998 | 0.2155 | 75.00 | 64.84 | 13.54 | 141.70 | Quadratic |
| 2,4,5-Trichlorophenol | 0.2862 | 0.2436 | 75.00 | 63.86 | 14.86 | 143.93 | Avg RF |
| 2-Fluorobiphenyl | 0.9993 | 1.2314 | 75.00 | 67.18 | 10.43 | 151.00 | Quadratic |
| 2-Chloronaphthalene | 0.9985 | 0.9836 | 75.00 | 66.63 | 11.16 | 151.22 | Quadratic |
| 2-Nitroaniline | 0.9975 | 0.1601 | 75.00 | 68.45 | 8.73 | 160.18 | Quadratic |
| Dimethyl Phthalate | 0.9993 | 0.9210 | 75.00 | 69.13 | 7.83 | 161.56 | Quadratic |
| 2,6-Dinitrotoluene | 0.9981 | 0.1074 | 75.00 | 70.24 | 6.35 | 165.83 | Quadratic |
| Acenaphthylene | 0.9989 | 1.7644 | 75.00 | 76.87 | -2.49 | 168.87 | Quadratic |
| 3-Nitroaniline | 0.9960 | 0.1284 | 75.00 | 72.08 | 3.90 | 159.93 | Quadratic |
| Acenaphthene | 0.9989 | 0.9748 | 75.00 | 73.82 | 1.58 | 156.62 | Quadratic |
| 2,4-Dinitrophenol | 0.9980 | 0.0563 | 75.00 | 71.44 | 4.75 | 185.04 | Quadratic |
| Dibenzofuran | 0.9994 | 1.5187 | 75.00 | 71.37 | 4.84 | 153.13 | Quadratic |
| 4-Nitrophenol | 0.9961 | 0.1396 | 75.00 | 61.96 | 17.39 | 152.88 | Quadratic |
| 2,4-Dinitrotoluene | 0.9990 | 0.1490 | 75.00 | 75.66 | -0.88 | 186.89 | Quadratic |
| Diethylphthalate | 0.9973 | 0.9025 | 75.00 | 62.43 | 16.75 | 155.50 | Quadratic |
| Fluorene | 0.9983 | 1.2509 | 75.00 | 73.52 | 1.97 | 155.24 | Quadratic |
| 4-Chlorophenyl-phenylether | 0.9997 | 0.5160 | 75.00 | 73.16 | 2.45 | 170.24 | Quadratic |
| Phenanthrene-d10 | -----ISTD----- | | | | | | |
| 4-Nitroaniline | 0.9958 | 0.0692 | 75.00 | 66.79 | 10.94 | 153.81 | Quadratic |
| 4,6-Dinitro-2-methylphenol | 0.9992 | 0.0451 | 75.00 | 76.62 | -2.16 | 187.04 | Quadratic |
| N-nitrosodiphenylamine | 0.4421 | 0.4475 | 75.00 | 75.92 | -1.22 | 164.18 | Avg RF |
| Azobenzene | 0.9953 | 0.5191 | 75.00 | 64.36 | 14.19 | 150.32 | Quadratic |
| 2,4,6-Tribromophenol | 0.9978 | 0.0354 | 75.00 | 69.66 | 7.11 | 157.22 | Linear |
| 4-Bromophenyl-phenylether | 0.9992 | 0.1611 | 75.00 | 74.45 | 0.73 | 167.51 | Quadratic |
| Hexachlorobenzene | 0.9997 | 0.1590 | 75.00 | 78.38 | -4.51 | 169.60 | Quadratic |
| Pentachlorophenol | 0.9969 | 0.0560 | 75.00 | 68.83 | 8.23 | 158.76 | Quadratic |
| Phenanthrene | 0.9993 | 0.9496 | 75.00 | 75.81 | -1.07 | 159.90 | Quadratic |
| Anthracene | 0.9982 | 0.8614 | 75.00 | 70.14 | 6.48 | 154.24 | Quadratic |
| Triallate | 0.9985 | 0.1787 | 75.00 | 71.14 | 5.15 | 158.25 | Quadratic |
| Carbazole | 0.9231 | 0.9041 | 75.00 | 73.46 | 2.06 | 157.87 | Avg RF |
| o-Terphenyl | 0.9998 | 0.4512 | 75.00 | 73.72 | 1.71 | 157.92 | Quadratic |
| Di-n-Butylphthalate | 0.9946 | 0.7146 | 75.00 | 63.20 | 15.73 | 154.73 | Quadratic |
| Fluoranthene | 0.9425 | 0.9203 | 75.00 | 73.23 | 2.36 | 161.40 | Avg RF |
| Benzidine | 0.9946 | 0.3437 | 75.00 | 78.18 | -4.24 | 155.75 | Quadratic |
| Pyrene | 0.9997 | 0.9931 | 75.00 | 73.47 | 2.04 | 157.78 | Quadratic |
| Terphenyl-d14 | 0.6074 | 0.5996 | 75.00 | 74.04 | 1.29 | 160.11 | Avg RF |
| Chrysene-d12 | -----ISTD----- | | | | | | |
| Butylbenzylphthalate | 0.9976 | 0.3624 | 75.00 | 71.15 | 5.13 | 170.04 | Quadratic |
| Benzo(a)Anthracene | 1.0664 | 1.0693 | 75.00 | 75.20 | -0.27 | 163.86 | Avg RF |
| Chrysene | 1.2180 | 1.1698 | 75.00 | 72.03 | 3.96 | 161.09 | Avg RF |
| 3,3-Dichlorobenzidine | 0.9980 | 0.2929 | 75.00 | 69.37 | 7.51 | 159.48 | Quadratic |
| bis(2-ethylhexyl)Phthalate | 0.9983 | 0.1197 | 75.00 | 71.50 | 4.66 | 173.73 | Quadratic |
| Perylene-d12 | -----ISTD----- | | | | | | |
| Di-n-octyl Phthalate | 0.9989 | 1.2604 | 75.00 | 73.40 | 2.13 | 173.35 | Quadratic |
| Benzo(b)fluoranthene | 1.4255 | 1.4632 | 75.00 | 76.98 | -2.64 | 168.17 | Avg RF |
| Benzo(k)fluoranthene | 1.5460 | 1.4831 | 75.00 | 71.94 | 4.07 | 155.72 | Avg RF |
| Benzo(a)pyrene | 0.9995 | 1.3624 | 75.00 | 77.34 | -3.11 | 172.31 | Quadratic |
| Indeno(1,2,3-c,d)pyrene | 0.9998 | 0.9886 | 75.00 | 73.36 | 2.19 | 160.42 | Quadratic |
| Dibenzo(a,h)anthracene | 0.9994 | 1.1280 | 75.00 | 74.58 | 0.56 | 161.13 | Quadratic |
| Benzo(g,h,i)perylene | 0.9997 | 1.2155 | 75.00 | 72.60 | 3.21 | 153.98 | Quadratic |

A -- against Average; M -- against Mid Point; P -- against Previous CC in the Method;

Continuing Calibration Report

Batch Name \\MASSHUNTER\Org\Data\SV5973N.I\sd123021\1 DoD bna\QuantResults\123021 bna 1.batch.bin
Method File \\MASSHUNTER\Org\Data\SV5973N.I\sd122821\1 DOD bna\122821 bna 1 CAL.batch.bin
Daily CC \\MASSHUNTER\Org\Data\SV5973N.I\sd123021\1 DoD bnaDec3025.D

| Level name | Injection Time | Calibration Files |
|------------|------------------------|---|
| 1 | 12/28/2021 5:39:44 PM | \\MASSHUNTER\Org\Data\SV5973N.I\sd122821\1 DOD bna\Dec2808.D |
| 2 | 12/28/2021 5:07:14 PM | \\MASSHUNTER\Org\Data\SV5973N.I\sd122821\1 DOD bna\Dec2807.D |
| 3 | 12/28/2021 4:34:38 PM | \\MASSHUNTER\Org\Data\SV5973N.I\sd122821\1 DOD bna\Dec2806.D |
| 4 | 12/28/2021 4:02:09 PM | \\MASSHUNTER\Org\Data\SV5973N.I\sd122821\1 DOD bna\Dec2805.D |
| 5 | 12/28/2021 3:29:32 PM | \\MASSHUNTER\Org\Data\SV5973N.I\sd122821\1 DOD bna\Dec2804.D |
| 6 | 12/28/2021 2:57:01 PM | \\MASSHUNTER\Org\Data\SV5973N.I\sd122821\1 DOD bna\Dec2803.D |
| 7 | 12/28/2021 2:24:27 PM | \\MASSHUNTER\Org\Data\SV5973N.I\sd122821\1 DOD bna\Dec2802.D |
| CCV | 12/30/2021 12:34:40 PM | \\MASSHUNTER\Org\Data\SV5973N.I\sd123021\1 DoD bna\Dec3002.D <===== |

| ISTD Compound: | Avg Resp | Mid Resp | CC Resp | Area% | A/M |
|------------------------|----------|----------|---------|--------|-----|
| 1,4-Dichlorobenzene-d4 | 295847 | 301684 | 354816 | 117.61 | M |
| Naphthalene-d8 | 976277 | 989812 | 1167123 | 117.91 | M |
| Acenaphthene-d10 | 519699 | 507152 | 595314 | 117.38 | M |
| Phenanthrene-d10 | 941209 | 950320 | 1035682 | 108.98 | M |
| Chrysene-d12 | 600378 | 592530 | 677336 | 114.31 | M |
| Perylene-d12 | 424070 | 413633 | 465311 | 112.49 | M |

| Target Compound | AvgRF/R2 | CC RF | Exp. Conc | Calc. Conc | %Dev | Area% | Curve Fit |
|-----------------------------|----------|--------|-----------|------------|-------|--------|-----------|
| -----ISTD----- | | | | | | | |
| 1,4-Dichlorobenzene-d4 | | | | | | | |
| N-Nitrosodimethylamine | 0.9934 | 0.3141 | 75.00 | 53.57 | 28.57 | 136.64 | Quadratic |
| Pyridine | 0.9952 | 0.8618 | 75.00 | 59.86 | 20.18 | 147.09 | Quadratic |
| 2-Fluorophenol | 0.9994 | 1.0276 | 75.00 | 81.43 | -8.57 | 191.67 | Quadratic |
| Aniline | 0.9976 | 1.9435 | 75.00 | 72.67 | 3.11 | 187.14 | Quadratic |
| Phenol-d5 | 0.9982 | 1.4061 | 75.00 | 76.78 | -2.37 | 190.74 | Quadratic |
| Phenol | 0.9963 | 1.5581 | 75.00 | 77.01 | -2.67 | 188.71 | Quadratic |
| bis(-2-Chloroethyl)Ether | 0.9963 | 1.1096 | 75.00 | 65.26 | 12.99 | 164.74 | Quadratic |
| 2-Chlorophenol | 0.9979 | 1.1028 | 75.00 | 73.34 | 2.21 | 178.36 | Quadratic |
| 1,3-Dichlorobenzene | 1.4532 | 1.4630 | 75.00 | 75.50 | -0.67 | 186.62 | Avg RF |
| 1,4-Dichlorobenzene | 1.4332 | 1.4003 | 75.00 | 73.28 | 2.30 | 179.70 | Avg RF |
| 1,2-Dichlorobenzene | 1.5011 | 1.4449 | 75.00 | 72.19 | 3.74 | 170.07 | Avg RF |
| Benzyl Alcohol | 0.9927 | 0.6551 | 75.00 | 68.57 | 8.57 | 183.32 | Quadratic |
| bis(2-chloroisopropyl)Ether | 0.4560 | 0.4026 | 75.00 | 66.22 | 11.70 | 159.11 | Avg RF |
| 2-Methylphenol | 0.9992 | 1.0507 | 75.00 | 71.14 | 5.15 | 171.70 | Quadratic |
| N-nitroso-Di-n-propylamine | 0.9935 | 0.7083 | 75.00 | 62.74 | 16.34 | 166.05 | Quadratic |
| 4Methylphenol/3Methylphenol | 0.9993 | 1.3503 | 75.00 | 68.77 | 8.30 | 164.92 | Quadratic |
| Hexachloroethane | 0.9991 | 0.3689 | 75.00 | 70.68 | 5.76 | 170.05 | Quadratic |
| Nitrobenzene-d5 | 0.9983 | 0.6169 | 75.00 | 68.39 | 8.82 | 173.99 | Quadratic |
| Nitrobenzene | 0.9900 | 0.3316 | 75.00 | 71.21 | 5.05 | 194.80 | Quadratic |
| -----ISTD----- | | | | | | | |
| Naphthalene-d8 | | | | | | | |
| Isophorone | 0.9987 | 0.4470 | 75.00 | 68.32 | 8.91 | 169.75 | Quadratic |
| 2-Nitrophenol | 0.9981 | 0.0698 | 75.00 | 63.36 | 15.52 | 161.71 | Quadratic |
| 2,4-Dimethylphenol | 0.9935 | 0.2634 | 75.00 | 69.68 | 7.09 | 180.80 | Quadratic |
| bis(-2-Chloroethoxy)Methane | 0.9957 | 0.3044 | 75.00 | 61.10 | 18.54 | 156.11 | Quadratic |
| Benzoic Acid | 0.9959 | 0.1276 | 75.00 | 63.26 | 15.66 | 162.10 | Quadratic |
| 2,4-Dichlorophenol | 0.9988 | 0.2177 | 75.00 | 73.02 | 2.64 | 175.57 | Quadratic |
| 1,2,4-Trichlorobenzene | 0.2952 | 0.2665 | 75.00 | 67.70 | 9.73 | 166.38 | Avg RF |
| Naphthalene | 0.9715 | 0.8422 | 75.00 | 65.02 | 13.31 | 160.13 | Avg RF |
| 4-Chlorophenol | 0.9980 | 0.0821 | 75.00 | 75.64 | -0.85 | 184.27 | Quadratic |
| p-Chloroaniline | 0.9991 | 0.3331 | 75.00 | 70.40 | 6.13 | 172.93 | Quadratic |
| Hexachlorobutadiene | 0.1514 | 0.1328 | 75.00 | 65.78 | 12.30 | 165.93 | Avg RF |
| 4-Chloro-2-Methylphenol | 0.2267 | 0.2074 | 75.00 | 68.62 | 8.51 | 158.35 | Avg RF |

Continuing Calibration Report

| Target Compound | AvgRF/R2 | CC RF | Exp. Conc | Calc. Conc | %Dev | Area% | Curve Fit |
|----------------------------|----------------|--------|-----------|------------|--------|--------|-----------|
| 4-Chloro-3-Methylphenol | 0.2253 | 0.2146 | 75.00 | 71.43 | 4.75 | 175.65 | Avg RF |
| 2-Methylnaphthalene | 0.9990 | 0.5306 | 75.00 | 71.25 | 5.00 | 166.09 | Quadratic |
| 1-Methylnaphthalene | 0.9991 | 0.5082 | 75.00 | 68.43 | 8.76 | 162.32 | Quadratic |
| Acenaphthene-d10 | -----ISTD----- | | | | | | |
| Hexachlorocyclopentadiene | 0.9996 | 0.1268 | 75.00 | 67.09 | 10.55 | 168.41 | Quadratic |
| 2,4,6-Trichlorophenol | 0.9998 | 0.2606 | 75.00 | 78.19 | -4.25 | 179.81 | Quadratic |
| 2,4,5-Trichlorophenol | 0.2862 | 0.2999 | 75.00 | 78.60 | -4.80 | 185.95 | Avg RF |
| 2-Fluorobiphenyl | 0.9993 | 1.2991 | 75.00 | 71.20 | 5.06 | 167.20 | Quadratic |
| 2-Chloronaphthalene | 0.9985 | 1.0101 | 75.00 | 68.43 | 8.75 | 162.99 | Quadratic |
| 2-Nitroaniline | 0.9975 | 0.1574 | 75.00 | 67.30 | 10.26 | 165.25 | Quadratic |
| Dimethyl Phthalate | 0.9993 | 0.9548 | 75.00 | 71.55 | 4.60 | 175.79 | Quadratic |
| 2,6-Dinitrotoluene | 0.9981 | 0.0952 | 75.00 | 62.32 | 16.91 | 154.29 | Quadratic |
| Acenaphthylene | 0.9989 | 1.7270 | 75.00 | 75.36 | -0.48 | 173.49 | Quadratic |
| 3-Nitroaniline | 0.9960 | 0.1276 | 75.00 | 71.64 | 4.48 | 166.73 | Quadratic |
| Acenaphthene | 0.9989 | 0.9974 | 75.00 | 75.53 | -0.70 | 168.21 | Quadratic |
| 2,4-Dinitrophenol | 0.9980 | 0.0483 | 75.00 | 63.16 | 15.79 | 166.36 | Quadratic |
| Dibenzofuran | 0.9994 | 1.6378 | 75.00 | 76.92 | -2.55 | 173.32 | Quadratic |
| 4-Nitrophenol | 0.9961 | 0.1487 | 75.00 | 66.10 | 11.87 | 170.84 | Quadratic |
| 2,4-Dinitrotoluene | 0.9990 | 0.1491 | 75.00 | 75.69 | -0.92 | 196.24 | Quadratic |
| Diethylphthalate | 0.9973 | 0.9954 | 75.00 | 68.81 | 8.26 | 180.02 | Quadratic |
| Fluorene | 0.9983 | 1.3068 | 75.00 | 76.57 | -2.09 | 170.22 | Quadratic |
| 4-Chlorophenyl-phenylether | 0.9997 | 0.4990 | 75.00 | 71.01 | 5.32 | 172.79 | Quadratic |
| Phenanthrene-d10 | -----ISTD----- | | | | | | |
| 4-Nitroaniline | 0.9958 | 0.0733 | 75.00 | 70.62 | 5.84 | 171.57 | Quadratic |
| 4,6-Dinitro-2-methylphenol | 0.9992 | 0.0376 | 75.00 | 66.58 | 11.22 | 164.32 | Quadratic |
| N-nitrosodiphenylamine | 0.4421 | 0.4657 | 75.00 | 78.99 | -5.32 | 179.89 | Avg RF |
| Azobenzene | 0.9953 | 0.6006 | 75.00 | 74.69 | 0.41 | 183.17 | Quadratic |
| 2,4,6-Tribromophenol | 0.9978 | 0.0423 | 75.00 | 82.91 | -10.54 | 197.96 | Linear |
| 4-Bromophenyl-phenylether | 0.9992 | 0.1558 | 75.00 | 72.23 | 3.70 | 170.66 | Quadratic |
| Hexachlorobenzene | 0.9997 | 0.1605 | 75.00 | 79.07 | -5.42 | 180.27 | Quadratic |
| Pentachlorophenol | 0.9969 | 0.0667 | 75.00 | 81.87 | -9.16 | 199.13 | Quadratic |
| Phenanthrene | 0.9993 | 0.9968 | 75.00 | 79.42 | -5.89 | 176.77 | Quadratic |
| Anthracene | 0.9982 | 0.9084 | 75.00 | 74.08 | 1.22 | 171.28 | Quadratic |
| Triallate | 0.9985 | 0.2002 | 75.00 | 79.01 | -5.34 | 186.69 | Quadratic |
| Carbazole | 0.9231 | 0.9034 | 75.00 | 73.40 | 2.13 | 166.13 | Avg RF |
| o-Terphenyl | 0.9998 | 0.4684 | 75.00 | 76.41 | -1.88 | 172.63 | Quadratic |
| Di-n-Butylphthalate | 0.9946 | 0.7745 | 75.00 | 68.65 | 8.47 | 176.60 | Quadratic |
| Fluoranthene | 0.9425 | 0.9215 | 75.00 | 73.32 | 2.23 | 170.19 | Avg RF |
| Benzidine | 0.9946 | 0.3180 | 75.00 | 72.75 | 3.00 | 151.75 | Quadratic |
| Pyrene | 0.9997 | 1.0160 | 75.00 | 75.14 | -0.18 | 169.99 | Quadratic |
| Terphenyl-d14 | 0.6074 | 0.5959 | 75.00 | 73.58 | 1.89 | 167.57 | Avg RF |
| Chrysene-d12 | -----ISTD----- | | | | | | |
| Butylbenzylphthalate | 0.9976 | 0.3530 | 75.00 | 69.46 | 7.38 | 178.26 | Quadratic |
| Benzo(a)Anthracene | 1.0664 | 1.0506 | 75.00 | 73.89 | 1.47 | 173.31 | Avg RF |
| Chrysene | 1.2180 | 1.1659 | 75.00 | 71.79 | 4.28 | 172.83 | Avg RF |
| 3,3-Dichlorobenzidine | 0.9980 | 0.3105 | 75.00 | 73.16 | 2.45 | 181.93 | Quadratic |
| bis(2-ethylhexyl)Phthalate | 0.9983 | 0.1155 | 75.00 | 69.37 | 7.50 | 180.46 | Quadratic |
| Perylene-d12 | -----ISTD----- | | | | | | |
| Di-n-octyl Phthalate | 0.9989 | 1.2671 | 75.00 | 73.73 | 1.70 | 185.09 | Quadratic |
| Benzo(b)fluoranthene | 1.4255 | 1.4508 | 75.00 | 76.33 | -1.77 | 177.11 | Avg RF |
| Benzo(k)fluoranthene | 1.5460 | 1.5266 | 75.00 | 74.06 | 1.26 | 170.26 | Avg RF |
| Benzo(a)pyrene | 0.9995 | 1.4112 | 75.00 | 79.77 | -6.36 | 189.56 | Quadratic |
| Indeno(1,2,3-c,d)pyrene | 0.9998 | 1.1039 | 75.00 | 81.25 | -8.33 | 190.26 | Quadratic |
| Dibenzo(a,h)anthracene | 0.9994 | 1.1883 | 75.00 | 78.48 | -4.63 | 180.30 | Quadratic |
| Benzo(g,h,i)perylene | 0.9997 | 1.3478 | 75.00 | 80.17 | -6.89 | 181.35 | Quadratic |

A -- against Average; M -- against Mid Point; P -- against Previous CC in the Method;

Audit Trail report

Batch name and path: \\MASSHUNTER\Org\Data\SV5973N.I\sd123021\1 DoD bna\QuantResults\123021 bna 1.batch.bin
Quant batch version: 10.0
Quant reporting version: 10.0

| Name | User | Time | Action | Reason | Comment | Succeed | Exception |
|----------------------------------|---------------|------------------------|---|--------|---------|---------|-----------|
| CmdNewBatchTable | BL2000\jheine | 12/30/2021 12:58:05 PM | Create new batch \\MASSHUNTER\Org\Data\SV5973N.I\sd123021\1 DoD bna\123021 bna 1.batch.bin | | | ✓ | |
| CmdImportSamplesFromWorklist | BL2000\jheine | 12/30/2021 12:58:28 PM | Add samples from worklist: \\MASSHUNTER\Org\Data\SV5973N.I\sd123021\1 DoD bna\Dec3002.D, \\MASSHUNTER\Org\Data\SV5973N.I\sd123021\1 DoD bna\Dec3001.D | | | ✓ | |
| CmdSetSampleAttribute | BL2000\jheine | 12/30/2021 1:02:34 PM | Set SampleType = TuneCheck for sample Dec3001.D; previous value = Sample | | | ✓ | |
| CmdStartMethodEditing | BL2000\jheine | 12/30/2021 1:03:18 PM | Start method editing | | | ✓ | |
| CmdImportMethodFromBatch | BL2000\jheine | 12/30/2021 1:03:20 PM | Import method from batch \\MASSHUNTER\Org\Data\SV5973N.I\sd122821\1 DOD bna\122821 bna 1 CAL.batch.bin | | | ✓ | |
| CmdApplyMethodToAllSamples | BL2000\jheine | 12/30/2021 1:03:25 PM | Apply method to all samples | | | ✓ | |
| CmdMethodClear | BL2000\jheine | 12/30/2021 1:03:25 PM | Clear method | | | ✓ | |
| CmdEndMethodEditing | BL2000\jheine | 12/30/2021 1:03:26 PM | End method editing | | | ✓ | |
| CmdQuantitate | BL2000\jheine | 12/30/2021 1:03:33 PM | Quantitate all compounds in all samples | | | ✓ | |
| CmdSetSampleAttribute | BL2000\jheine | 12/30/2021 1:03:38 PM | Set SampleType = CC for sample Dec3002.D; previous value = Sample | | | ✓ | |
| CmdSetSampleAttribute | BL2000\jheine | 12/30/2021 1:03:42 PM | Set LevelName = CCV for sample Dec3002.D; previous value = | | | ✓ | |
| CmdQuantitate | BL2000\jheine | 12/30/2021 1:03:46 PM | Quantitate all compounds in sample Dec3002.D | | | ✓ | |
| CmdManuallyIntegratePeak | BL2000\jheine | 12/30/2021 1:04:08 PM | Manually integrate compound N-Nitrosodimethylamine in sample Dec3002.D, from x, y = 2.417, 3774 to 2.622, 3893, result = 185882; previous integration is from x, y = 2.417, 581 to 2.509, 594 and previous response = 191007. | | | ✓ | |
| CmdManuallyIntegrateSnapBaseline | BL2000\jheine | 12/30/2021 1:04:09 PM | Snap baseline for compound N-Nitrosodimethylamine in sample Dec3002.D, from x = 2.417 to x = 2.622, new integration is from x, y = 2.417, 390 to 2.622, 568 and new response = 226995; previous integration is from x, y = 2.417, 3774 to 2.622, 3893 and previous response = 185882. | | | ✓ | |

Audit Trail report

| Name | User | Time | Action | Reason | Comment | Succeed | Exception |
|-----------------------------------|---------------|-----------------------|--|--------|---------|---------|-----------|
| CmdManuallyIntegrateDropBaseline | BL2000\jheine | 12/30/2021 1:04:10 PM | Drop baseline for compound N-Nitrosodimethylamine in sample Dec3002.D to y = 390, new integration is from x, y = 2.417, 390 to 2.622, 390 and new response = 228086; previous integration is from x, y = 2.417, 390 to 2.622, 568 and previous response = 226995. | | | ✓ | |
| CmdSetTargetCompoundAttribute | BL2000\jheine | 12/30/2021 1:04:17 PM | Set UserAnnotation = LT for compound N-Nitrosodimethylamine in sample Dec3002.D; previous value = | | | ✓ | |
| CmdManuallyIntegrateQualifierPeak | BL2000\jheine | 12/30/2021 1:04:28 PM | Manually integrate qualifier 66.0 of compound Aniline in sample Dec3002.D, from x, y = 4.624, 1086 to 4.664, 32096, result = 435624; previous integration is from x, y = 4.624, 1086 to 4.726, 1312 and previous response = 834055. | | | ✓ | |
| CmdManuallyIntegrateDropBaseline | BL2000\jheine | 12/30/2021 1:04:29 PM | Drop baseline for qualifier 66.0 of compound Aniline in sample Dec3002.D to y = 1086, new integration is from x, y = 4.624, 1086 to 4.664, 1086 and new response = 473595; previous integration is from x, y = 4.624, 1086 to 4.664, 32096 and previous response = 435624. | | | ✓ | |
| CmdManuallyIntegrateQualifierPeak | BL2000\jheine | 12/30/2021 1:04:32 PM | Manually integrate qualifier 65.0 of compound Aniline in sample Dec3002.D, from x, y = 4.624, 1780 to 4.664, 13093, result = 246958; previous integration is from x, y = 4.624, 1780 to 4.715, 2008 and previous response = 533839. | | | ✓ | |
| CmdManuallyIntegrateDropBaseline | BL2000\jheine | 12/30/2021 1:04:33 PM | Drop baseline for qualifier 65.0 of compound Aniline in sample Dec3002.D to y = 1780, new integration is from x, y = 4.624, 1780 to 4.664, 1780 and new response = 260725; previous integration is from x, y = 4.624, 1780 to 4.664, 13093 and previous response = 246958. | | | ✓ | |
| CmdManuallyIntegrateQualifierPeak | BL2000\jheine | 12/30/2021 1:04:40 PM | Manually integrate qualifier 66.0 of compound Phenol in sample Dec3002.D, from x, y = 4.664, 38932 to 4.726, 1294, result = 297313; previous integration is from x, y = 4.624, 1084 to 4.726, 1294 and previous response = 834116. | | | ✓ | |
| CmdManuallyIntegrateDropBaseline | BL2000\jheine | 12/30/2021 1:04:42 PM | Drop baseline for qualifier 66.0 of compound Phenol in sample Dec3002.D to y = 1294, new integration is from x, y = 4.664, 1294 to 4.726, 1294 and new response = 366511; previous integration is from x, y = 4.664, 38932 to 4.726, 1294 and previous response = 297313. | | | ✓ | |

Audit Trail report

| Name | User | Time | Action | Reason | Comment | Succeed | Exception |
|-----------------------------------|---------------|-----------------------|--|--------|---------|---------|-----------|
| CmdManuallyIntegrateSplit | BL2000\jheine | 12/30/2021 1:04:47 PM | Split peak for compound bis(-2-Chloroethyl)Ether in sample Dec3002.D and keep left peak, new integration is from x, y = 4.715, 1111.89147928747 to 4.756, 1140.68294290257 and new response = 646249, previous integration is from x, y = 4.715, 1112 to 4.807, 1177 and previous response = 862033. | | | ✓ | |
| CmdManuallyIntegrateQualifierPeak | BL2000\jheine | 12/30/2021 1:04:51 PM | Manually integrate qualifier 64.0 of compound bis(-2-Chloroethyl)Ether in sample Dec3002.D, from x, y = 4.715, 8359 to 4.756, 46570, result = -42574; previous integration is from x, y = 4.756, 556 to 4.838, 618 and previous response = 289187. | | | ✓ | |
| CmdManuallyIntegrateSnapBaseline | BL2000\jheine | 12/30/2021 1:04:53 PM | Snap baseline for qualifier 64.0 of compound bis(-2-Chloroethyl)Ether in sample Dec3002.D from x = 4.715 to x = 4.756, new integration is from x, y = 4.715, 1654 to 4.756, 4032 and new response = 17773; previous integration is from x, y = 4.715, 8359 to 4.756, 46570 and previous response = -42574. | | | ✓ | |
| CmdManuallyIntegrateDropBaseline | BL2000\jheine | 12/30/2021 1:04:53 PM | Drop baseline for qualifier 64.0 of compound bis(-2-Chloroethyl)Ether in sample Dec3002.D to y = 1654, new integration is from x, y = 4.715, 1654 to 4.756, 1654 and new response = 20687; previous integration is from x, y = 4.715, 1654 to 4.756, 4032 and previous response = 17773. | | | ✓ | |
| CmdManuallyIntegrateSplit | BL2000\jheine | 12/30/2021 1:05:01 PM | Split peak for compound 1,3-Dichlorobenzene in sample Dec3002.D and keep left peak, new integration is from x, y = 4.899, 0 to 4.981, 0 and new response = 848770, previous integration is from x, y = 4.899, 0 to 5.073, 0 and previous response = 1692448. | | | ✓ | |
| CmdManuallyIntegrateSplit | BL2000\jheine | 12/30/2021 1:05:02 PM | Split qualifier 148.0 of compound 1,3-Dichlorobenzene in sample Dec3002.D and keep left peak, new integration is from x, y = 4.900, 174.851888490397 to 4.971, 261.072645593318 and new response = 535189, previous integration is from x, y = 4.900, 175 to 5.063, 373 and previous response = 1054366. | | | ✓ | |
| CmdManuallyIntegrateQualifierPeak | BL2000\jheine | 12/30/2021 1:05:08 PM | Manually integrate qualifier 111.0 of compound 1,3-Dichlorobenzene in sample Dec3002.D from x, y = 4.899, 0 to 4.961, 73418; result = 189583 | | | ✓ | |

Audit Trail report

| Name | User | Time | Action | Reason | Comment | Succeed | Exception |
|-----------------------------------|---------------|-----------------------|--|--------|---------|---------|-----------|
| CmdManuallyIntegrateDropBaseline | BL2000\jheine | 12/30/2021 1:05:09 PM | Drop baseline for qualifier 111.0 of compound 1,3-Dichlorobenzene in sample Dec3002.D to y = 0, new integration is from x, y = 4.899, 0 to 4.961, 0 and new response = 324562; previous integration is from x, y = 4.899, 0 to 4.961, 73418 and previous response = 189583. | | | ✓ | |
| CmdManuallyIntegrateDropBaseline | BL2000\jheine | 12/30/2021 1:05:10 PM | Drop baseline for qualifier 111.0 of compound 1,3-Dichlorobenzene in sample Dec3002.D to y = 0, new integration is from x, y = 4.899, 0 to 4.961, 0 and new response = 324562; previous integration is from x, y = 4.899, 0 to 4.961, 0 and previous response = 324562. | | | ✓ | |
| CmdManuallyIntegrateSplit | BL2000\jheine | 12/30/2021 1:05:25 PM | Split peak for compound 1,4-Dichlorobenzene in sample Dec3002.D and keep right peak, new integration is from x, y = 4.981, 0 to 5.073, 0 and new response = 843678, previous integration is from x, y = 4.899, 0 to 5.073, 0 and previous response = 1692448. | | | ✓ | |
| CmdManuallyIntegrateSplit | BL2000\jheine | 12/30/2021 1:05:28 PM | Split qualifier 148.0 of compound 1,4-Dichlorobenzene in sample Dec3002.D and keep right peak, new integration is from x, y = 4.971, 133.605528614032 to 5.063, 198.635085240452 and new response = 520890, previous integration is from x, y = 4.899, 83 to 5.063, 199 and previous response = 1055609. | | | ✓ | |
| CmdManuallyIntegrateQualifierPeak | BL2000\jheine | 12/30/2021 1:05:31 PM | Manually integrate qualifier 111.0 of compound 1,4-Dichlorobenzene in sample Dec3002.D from x, y = 4.981, 24993 to 5.063, 76543; result = 68952 | | | ✓ | |
| CmdManuallyIntegrateSnapBaseline | BL2000\jheine | 12/30/2021 1:05:32 PM | Snap baseline for qualifier 111.0 of compound 1,4-Dichlorobenzene in sample Dec3002.D from x = 4.981 to x = 5.063, new integration is from x, y = 4.981, 1091 to 5.063, 911 and new response = 312960; previous integration is from x, y = 4.981, 24993 to 5.063, 76543 and previous response = 68952. | | | ✓ | |
| CmdManuallyIntegrateSnapBaseline | BL2000\jheine | 12/30/2021 1:05:32 PM | Snap baseline for qualifier 111.0 of compound 1,4-Dichlorobenzene in sample Dec3002.D from x = 4.981 to x = 5.063, new integration is from x, y = 4.981, 1091 to 5.063, 911 and new response = 312960; previous integration is from x, y = 4.981, 1091 to 5.063, 911 and previous response = 312960. | | | ✓ | |

Audit Trail report

| Name | User | Time | Action | Reason | Comment | Succeed | Exception |
|-----------------------------------|---------------|-----------------------|---|--------|---------|---------|-----------|
| CmdManuallyIntegrateQualifierPeak | BL2000\jheine | 12/30/2021 1:05:52 PM | Manually integrate qualifier 148.0 of compound 1,2-Dichlorobenzene in sample Dec3002.D from x, y = 5.134, 54143 to 5.236, 97972; result = 77953 | | | ✓ | |
| CmdManuallyIntegrateSnapBaseline | BL2000\jheine | 12/30/2021 1:05:53 PM | Snap baseline for qualifier 148.0 of compound 1,2-Dichlorobenzene in sample Dec3002.D from x = 5.134 to x = 5.236, new integration is from x, y = 5.134, 350 to 5.236, 659 and new response = 540941; previous integration is from x, y = 5.134, 54143 to 5.236, 97972 and previous response = 77953. | | | ✓ | |
| CmdManuallyIntegrateDropBaseline | BL2000\jheine | 12/30/2021 1:05:53 PM | Drop baseline for qualifier 148.0 of compound 1,2-Dichlorobenzene in sample Dec3002.D to y = 350, new integration is from x, y = 5.134, 350 to 5.236, 350 and new response = 541887; previous integration is from x, y = 5.134, 350 to 5.236, 659 and previous response = 540941. | | | ✓ | |
| CmdManuallyIntegrateSplit | BL2000\jheine | 12/30/2021 1:05:56 PM | Split qualifier 1 of compound 41 in sample 1, keep right peak. | | | ✓ | |
| CmdManuallyIntegrateSplit | BL2000\jheine | 12/30/2021 1:05:58 PM | Split qualifier 1 of compound 41 in sample 1, keep right peak. | | | ✓ | |
| CmdManuallyIntegrateQualifierPeak | BL2000\jheine | 12/30/2021 1:06:03 PM | Manually integrate qualifier 111.0 of compound 1,2-Dichlorobenzene in sample Dec3002.D from x, y = 5.114, 84353 to 5.236, 0; result = 30401 | | | ✓ | |
| CmdManuallyIntegrateDropBaseline | BL2000\jheine | 12/30/2021 1:06:04 PM | Drop baseline for qualifier 111.0 of compound 1,2-Dichlorobenzene in sample Dec3002.D to y = 0, new integration is from x, y = 5.114, 0 to 5.236, 0 and new response = 340525; previous integration is from x, y = 5.114, 84353 to 5.236, 0 and previous response = 30401. | | | ✓ | |
| CmdManuallyIntegratePeak | BL2000\jheine | 12/30/2021 1:06:14 PM | Manually integrate compound Benzyl Alcohol in sample Dec3002.D, from x, y = 5.144, 5572 to 5.308, 16776, result = 263122; previous integration is from x, y = 5.155, 1188 to 5.246, 2036 and previous response = 335018. | | | ✓ | |
| CmdManuallyIntegrateSnapBaseline | BL2000\jheine | 12/30/2021 1:06:15 PM | Snap baseline for compound Benzyl Alcohol in sample Dec3002.D, from x = 5.144 to x = 5.308, new integration is from x, y = 5.144, 258 to 5.308, 2170 and new response = 360772; previous integration is from x, y = 5.144, 5572 to 5.308, 16776 and previous response = 263122. | | | ✓ | |

Audit Trail report

| Name | User | Time | Action | Reason | Comment | Succeed | Exception |
|-----------------------------------|---------------|-----------------------|---|--------|---------|---------|-----------|
| CmdManuallyIntegrateDropBaseline | BL2000\jheine | 12/30/2021 1:06:16 PM | Drop baseline for compound Benzyl Alcohol in sample Dec3002.D to y = 258, new integration is from x, y = 5.144, 258 to 5.308, 258 and new response = 370144; previous integration is from x, y = 5.144, 258 to 5.308, 2170 and previous response = 360772. | | | ✓ | |
| CmdSetTargetCompoundAttribute | BL2000\jheine | 12/30/2021 1:06:17 PM | Set UserAnnotation = BA for compound Benzyl Alcohol in sample Dec3002.D; previous value = | | | ✓ | |
| CmdManuallyIntegratePeak | BL2000\jheine | 12/30/2021 1:06:25 PM | Manually integrate compound 2-Methylphenol in sample Dec3002.D, from x, y = 5.298, 30112 to 5.451, 105647, result = 39750; previous integration is from x, y = 5.155, 732 to 5.236, 1379 and previous response = 233390. | | | ✓ | |
| CmdManuallyIntegrateSnapBaseline | BL2000\jheine | 12/30/2021 1:06:26 PM | Snap baseline for compound 2-Methylphenol in sample Dec3002.D, from x = 5.298 to x = 5.451, new integration is from x, y = 5.298, 1662 to 5.451, 3248 and new response = 641064; previous integration is from x, y = 5.298, 30112 to 5.451, 105647 and previous response = 39750. | | | ✓ | |
| CmdManuallyIntegrateDropBaseline | BL2000\jheine | 12/30/2021 1:06:27 PM | Drop baseline for compound 2-Methylphenol in sample Dec3002.D to y = 1662, new integration is from x, y = 5.298, 1662 to 5.451, 1662 and new response = 648353; previous integration is from x, y = 5.298, 1662 to 5.451, 3248 and previous response = 641064. | | | ✓ | |
| CmdSetTargetCompoundAttribute | BL2000\jheine | 12/30/2021 1:06:29 PM | Set UserAnnotation = NI for compound 2-Methylphenol in sample Dec3002.D; previous value = | | | ✓ | |
| CmdManuallyIntegrateQualifierPeak | BL2000\jheine | 12/30/2021 1:06:35 PM | Manually integrate qualifier 108.0 of compound 2-Methylphenol in sample Dec3002.D from x, y = 5.308, 95614 to 5.410, 141878; result = 11591 | | | ✓ | |
| CmdManuallyIntegrateSnapBaseline | BL2000\jheine | 12/30/2021 1:06:37 PM | Snap baseline for qualifier 108.0 of compound 2-Methylphenol in sample Dec3002.D from x = 5.308 to x = 5.410, new integration is from x, y = 5.308, 2170 to 5.410, 6825 and new response = 711705; previous integration is from x, y = 5.308, 95614 to 5.410, 141878 and previous response = 11591. | | | ✓ | |

Audit Trail report

| Name | User | Time | Action | Reason | Comment | Succeed | Exception |
|----------------------------------|---------------|-----------------------|--|--------|---------|---------|-----------|
| CmdManuallyIntegrateDropBaseline | BL2000\jheine | 12/30/2021 1:06:38 PM | Drop baseline for qualifier 108.0 of compound 2-Methylphenol in sample Dec3002.D to y = 2170, new integration is from x, y = 5.308, 2170 to 5.410, 2170 and new response = 725968; previous integration is from x, y = 5.308, 2170 to 5.410, 6825 and previous response = 711705. | | | ✓ | |
| CmdManuallyIntegrateSplit | BL2000\jheine | 12/30/2021 1:06:48 PM | Split qualifier 77.0 of compound Nitrobenzene in sample Dec3002.D and keep right peak, new integration is from x, y = 5.594, 3254.96066057552 to 5.706, 3008.62691505732 and new response = 378942, previous integration is from x, y = 5.481, 3501 to 5.706, 3009 and previous response = 610086. | | | ✓ | |
| CmdManuallyIntegrateSplit | BL2000\jheine | 12/30/2021 1:06:52 PM | Split qualifier 51.0 of compound Nitrobenzene in sample Dec3002.D and keep right peak, new integration is from x, y = 5.604, 5658.06404866643 to 5.716, 5510.85729937043 and new response = 351050, previous integration is from x, y = 5.473, 5830 to 5.716, 5511 and previous response = 520369. | | | ✓ | |
| CmdManuallyIntegrateSplit | BL2000\jheine | 12/30/2021 1:07:10 PM | Split peak for compound Naphthalene in sample Dec3002.D and keep left peak, new integration is from x, y = 6.434, 1318.39033003934 to 6.485, 1499.41136904738 and new response = 1779421, previous integration is from x, y = 6.434, 1318 to 6.526, 1644 and previous response = 2232153. | | | ✓ | |
| CmdManuallyIntegrateSplit | BL2000\jheine | 12/30/2021 1:07:14 PM | Split qualifier 129.0 of compound Naphthalene in sample Dec3002.D and keep left peak, new integration is from x, y = 6.434, 759.275751937318 to 6.485, 820.52203676088 and new response = 193449, previous integration is from x, y = 6.434, 759 to 6.526, 870 and previous response = 226103. | | | ✓ | |
| CmdManuallyIntegrateSplit | BL2000\jheine | 12/30/2021 1:07:16 PM | Split qualifier 102.0 of compound Naphthalene in sample Dec3002.D and keep left peak, new integration is from x, y = 6.416, 430.313196073364 to 6.475, 433.1535681114 and new response = 157928, previous integration is from x, y = 6.416, 430 to 6.526, 436 and previous response = 176082. | | | ✓ | |

Audit Trail report

| Name | User | Time | Action | Reason | Comment | Succeed | Exception |
|-----------------------------------|---------------|-----------------------|--|--------|---------|---------|-----------|
| CmdManuallyIntegrateSplit | BL2000\jheine | 12/30/2021 1:07:23 PM | Split peak for compound 4-Chlorophenol in sample Dec3002.D and keep left peak, new integration is from x, y = 6.475, 585.610494338866 to 6.537, 640.362356662794 and new response = 141412, previous integration is from x, y = 6.475, 586 to 6.578, 677 and previous response = 165379. | | | ✓ | |
| CmdManuallyIntegrateSplit | BL2000\jheine | 12/30/2021 1:07:27 PM | Split qualifier 128.0 of compound 4-Chlorophenol in sample Dec3002.D and keep right peak, new integration is from x, y = 6.485, 1250.39792967101 to 6.526, 1364.99121256045 and new response = 453383, previous integration is from x, y = 6.434, 1107 to 6.526, 1365 and previous response = 2233513. | | | ✓ | |
| CmdSetTargetCompoundAttribute | BL2000\jheine | 12/30/2021 1:07:29 PM | Set UserAnnotation = CO for compound 4-Chlorophenol in sample Dec3002.D; previous value = | | | ✓ | |
| CmdSetTargetCompoundAttribute | BL2000\jheine | 12/30/2021 1:07:33 PM | Set UserAnnotation = CO for compound Naphthalene in sample Dec3002.D; previous value = | | | ✓ | |
| CmdManuallyIntegrateQualifierPeak | BL2000\jheine | 12/30/2021 1:07:43 PM | Manually integrate qualifier 129.0 of compound p-Chloroaniline in sample Dec3002.D from x, y = 6.526, 34336 to 6.609, 53824; result = 14024 | | | ✓ | |
| CmdManuallyIntegrateSnapBaseline | BL2000\jheine | 12/30/2021 1:07:44 PM | Snap baseline for qualifier 129.0 of compound p-Chloroaniline in sample Dec3002.D from x = 6.526 to x = 6.609, new integration is from x, y = 6.526, 2149 to 6.609, 2576 and new response = 219650; previous integration is from x, y = 6.526, 34336 to 6.609, 53824 and previous response = 14024. | | | ✓ | |
| CmdManuallyIntegrateDropBaseline | BL2000\jheine | 12/30/2021 1:07:45 PM | Drop baseline for qualifier 129.0 of compound p-Chloroaniline in sample Dec3002.D to y = 2149, new integration is from x, y = 6.526, 2149 to 6.609, 2149 and new response = 220702; previous integration is from x, y = 6.526, 2149 to 6.609, 2576 and previous response = 219650. | | | ✓ | |
| CmdManuallyIntegrateSplit | BL2000\jheine | 12/30/2021 1:07:55 PM | Split peak for compound 1-Methylnaphthalene in sample Dec3002.D and keep left peak, new integration is from x, y = 7.369, 1195.45360397893 to 7.461, 1210.48892281568 and new response = 999461, previous integration is from x, y = 7.369, 1195 to 7.523, 1221 and previous response = 1029894. | | | ✓ | |

Audit Trail report

| Name | User | Time | Action | Reason | Comment | Succeed | Exception |
|-----------------------------------|---------------|-----------------------|---|--------|---------|---------|-----------|
| CmdSetTargetCompoundAttribute | BL2000\jheine | 12/30/2021 1:07:56 PM | Set UserAnnotation = CO for compound 1-Methylnaphthalene in sample Dec3002.D; previous value = | | | ✓ | |
| CmdManuallyIntegrateQualifierPeak | BL2000\jheine | 12/30/2021 1:08:15 PM | Manually integrate qualifier 153.1 of compound Acenaphthylene in sample Dec3002.D, from x, y = 8.313, 130157 to 8.374, 227657, result = -403267; previous integration is from x, y = 8.527, 0 to 8.619, 0 and previous response = 1160194. | | | ✓ | |
| CmdManuallyIntegrateSnapBaseline | BL2000\jheine | 12/30/2021 1:08:16 PM | Snap baseline for qualifier 153.1 of compound Acenaphthylene in sample Dec3002.D from x = 8.313 to x = 8.374, new integration is from x, y = 8.313, 214 to 8.374, 3644 and new response = 248542; previous integration is from x, y = 8.313, 130157 to 8.374, 227657 and previous response = -403267. | | | ✓ | |
| CmdManuallyIntegrateDropBaseline | BL2000\jheine | 12/30/2021 1:08:17 PM | Drop baseline for qualifier 153.1 of compound Acenaphthylene in sample Dec3002.D to y = 214, new integration is from x, y = 8.313, 214 to 8.374, 214 and new response = 254859; previous integration is from x, y = 8.313, 214 to 8.374, 3644 and previous response = 248542. | | | ✓ | |
| CmdManuallyIntegrateQualifierPeak | BL2000\jheine | 12/30/2021 1:08:24 PM | Manually integrate qualifier 152.0 of compound Acenaphthene in sample Dec3002.D, from x, y = 8.517, 134536 to 8.599, 359331, result = -657307; previous integration is from x, y = 8.308, 248 to 8.415, 427 and previous response = 1874165. | | | ✓ | |
| CmdManuallyIntegrateSnapBaseline | BL2000\jheine | 12/30/2021 1:08:26 PM | Snap baseline for qualifier 152.0 of compound Acenaphthene in sample Dec3002.D from x = 8.517 to x = 8.599, new integration is from x, y = 8.517, 3140 to 8.599, 4198 and new response = 537122; previous integration is from x, y = 8.517, 134536 to 8.599, 359331 and previous response = -657307. | | | ✓ | |
| CmdManuallyIntegrateDropBaseline | BL2000\jheine | 12/30/2021 1:08:26 PM | Drop baseline for qualifier 152.0 of compound Acenaphthene in sample Dec3002.D to y = 3140, new integration is from x, y = 8.517, 3140 to 8.599, 3140 and new response = 539720; previous integration is from x, y = 8.517, 3140 to 8.599, 4198 and previous response = 537122. | | | ✓ | |

Audit Trail report

| Name | User | Time | Action | Reason | Comment | Succeed | Exception |
|-----------------------------------|---------------|-----------------------|---|--------|---------|---------|-----------|
| CmdManuallyIntegrateQualifierPeak | BL2000\jheine | 12/30/2021 1:08:32 PM | Manually integrate qualifier 154.0 of compound 2,4-Dinitrophenol in sample Dec3002.D, from x, y = 8.619, 56766 to 8.671, 166049, result = -300377; previous integration is from x, y = 8.527, 869 to 8.609, 864 and previous response = 1035775. | | | ✓ | |
| CmdManuallyIntegrateSnapBaseline | BL2000\jheine | 12/30/2021 1:08:34 PM | Snap baseline for qualifier 154.0 of compound 2,4-Dinitrophenol in sample Dec3002.D from x = 8.619 to x = 8.671, new integration is from x, y = 8.619, 3430 to 8.671, 3456 and new response = 30965; previous integration is from x, y = 8.619, 56766 to 8.671, 166049 and previous response = -300377. | | | ✓ | |
| CmdManuallyIntegrateDropBaseline | BL2000\jheine | 12/30/2021 1:08:34 PM | Drop baseline for qualifier 154.0 of compound 2,4-Dinitrophenol in sample Dec3002.D to y = 3430, new integration is from x, y = 8.619, 3430 to 8.671, 3430 and new response = 31005; previous integration is from x, y = 8.619, 3430 to 8.671, 3456 and previous response = 30965. | | | ✓ | |
| CmdManuallyIntegrateSplit | BL2000\jheine | 12/30/2021 1:08:53 PM | Split qualifier 139.0 of compound Dibenzofuran in sample Dec3002.D and keep left peak, new integration is from x, y = 8.742, 401.681820021279 to 8.793, 448.167033939275 and new response = 641821, previous integration is from x, y = 8.742, 402 to 8.845, 495 and previous response = 725958. | | | ✓ | |
| CmdManuallyIntegrateQualifierPeak | BL2000\jheine | 12/30/2021 1:09:14 PM | Manually integrate qualifier 139.0 of compound Dibenzofuran in sample Dec3002.D, from x, y = 8.742, 402 to 8.783, 10494, result = 595036; previous integration is from x, y = 8.742, 402 to 8.793, 448 and previous response = 641821. | | | ✓ | |
| CmdManuallyIntegrateDropBaseline | BL2000\jheine | 12/30/2021 1:09:14 PM | Drop baseline for qualifier 139.0 of compound Dibenzofuran in sample Dec3002.D to y = 402, new integration is from x, y = 8.742, 402 to 8.783, 402 and new response = 607399; previous integration is from x, y = 8.742, 402 to 8.783, 10494 and previous response = 595036. | | | ✓ | |
| CmdManuallyIntegratePeak | BL2000\jheine | 12/30/2021 1:09:25 PM | Manually integrate compound 4-Nitrophenol in sample Dec3002.D, from x, y = 8.783, 7154 to 9.059, 4786, result = 67558; previous integration is from x, y = 8.783, 1169 to 8.926, 1371 and previous response = 138766. | | | ✓ | |

Audit Trail report

| Name | User | Time | Action | Reason | Comment | Succeed | Exception |
|-----------------------------------|---------------|-----------------------|---|--------|---------|---------|-----------|
| CmdManuallyIntegrateSnapBaseline | BL2000\jheine | 12/30/2021 1:09:27 PM | Snap baseline for compound 4-Nitrophenol in sample Dec3002.D, from x = 8.783 to x = 9.059, new integration is from x, y = 8.783, 5805 to 9.059, 1086 and new response = 109399; previous integration is from x, y = 8.783, 7154 to 9.059, 4786 and previous response = 67558. | | | ✓ | |
| CmdManuallyIntegrateDropBaseline | BL2000\jheine | 12/30/2021 1:09:27 PM | Drop baseline for compound 4-Nitrophenol in sample Dec3002.D to y = 1086, new integration is from x, y = 8.783, 1086 to 9.059, 1086 and new response = 148503; previous integration is from x, y = 8.783, 5805 to 9.059, 1086 and previous response = 109399. | | | ✓ | |
| CmdSetTargetCompoundAttribute | BL2000\jheine | 12/30/2021 1:09:29 PM | Set UserAnnotation = BA for compound 4-Nitrophenol in sample Dec3002.D; previous value = | | | ✓ | |
| CmdManuallyIntegrateQualifierPeak | BL2000\jheine | 12/30/2021 1:09:33 PM | Manually integrate qualifier 139.0 of compound 4-Nitrophenol in sample Dec3002.D, from x, y = 8.783, 6296 to 8.845, 543, result = 113784; previous integration is from x, y = 8.742, 431 to 8.845, 543 and previous response = 725738. | | | ✓ | |
| CmdManuallyIntegrateDropBaseline | BL2000\jheine | 12/30/2021 1:09:34 PM | Drop baseline for qualifier 139.0 of compound 4-Nitrophenol in sample Dec3002.D to y = 543, new integration is from x, y = 8.783, 543 to 8.845, 543 and new response = 124378; previous integration is from x, y = 8.783, 6296 to 8.845, 543 and previous response = 113784. | | | ✓ | |
| CmdManuallyIntegrateQualifierPeak | BL2000\jheine | 12/30/2021 1:09:39 PM | Manually integrate qualifier 63.0 of compound 2,4-Dinitrotoluene in sample Dec3002.D, from x, y = 8.579, 90493 to 8.589, 90990, result = 233537; previous integration is from x, y = 8.736, 1941 to 8.865, 1792 and previous response = 233537. | | | ✓ | |
| CmdManuallyIntegrateSplit | BL2000\jheine | 12/30/2021 1:09:40 PM | Split qualifier 63.0 of compound 2,4-Dinitrotoluene in sample Dec3002.D and keep right peak, new integration is from x, y = 8.736, 1940.74369553286 to 8.865, 1791.5932510811 and new response = 233537, previous integration is from x, y = 8.736, 1941 to 8.865, 1792 and previous response = 233537. | | | ✓ | |

Audit Trail report

| Name | User | Time | Action | Reason | Comment | Succeed | Exception |
|-----------------------------------|---------------|-----------------------|--|--------|---------|---------|-----------|
| CmdManuallyIntegrateQualifierPeak | BL2000\jheine | 12/30/2021 1:09:46 PM | Manually integrate qualifier 63.0 of compound 2,4-Dinitrotoluene in sample Dec3002.D, from x, y = 8.783, 4533 to 8.865, 1792, result = 132238; previous integration is from x, y = 8.736, 1941 to 8.865, 1792 and previous response = 233537. | | | ✓ | |
| CmdManuallyIntegrateDropBaseline | BL2000\jheine | 12/30/2021 1:09:47 PM | Drop baseline for qualifier 63.0 of compound 2,4-Dinitrotoluene in sample Dec3002.D to y = 1792, new integration is from x, y = 8.783, 1792 to 8.865, 1792 and new response = 138969; previous integration is from x, y = 8.783, 4533 to 8.865, 1792 and previous response = 132238. | | | ✓ | |
| CmdManuallyIntegrateQualifierPeak | BL2000\jheine | 12/30/2021 1:09:50 PM | Manually integrate qualifier 89.0 of compound 2,4-Dinitrotoluene in sample Dec3002.D, from x, y = 8.783, 3994 to 8.875, 124, result = 109598; previous integration is from x, y = 8.752, 50 to 8.875, 124 and previous response = 161917. | | | ✓ | |
| CmdManuallyIntegrateDropBaseline | BL2000\jheine | 12/30/2021 1:09:51 PM | Drop baseline for qualifier 89.0 of compound 2,4-Dinitrotoluene in sample Dec3002.D to y = 124, new integration is from x, y = 8.783, 124 to 8.875, 124 and new response = 120289; previous integration is from x, y = 8.783, 3994 to 8.875, 124 and previous response = 109598. | | | ✓ | |
| CmdManuallyIntegrateSplit | BL2000\jheine | 12/30/2021 1:10:03 PM | Split peak for compound 4-Nitroaniline in sample Dec3002.D and keep left peak, new integration is from x, y = 9.223, 0 to 9.336, 0 and new response = 140631, previous integration is from x, y = 9.223, 0 to 9.336, 0 and previous response = 140631. | | | ✓ | |
| CmdManuallyIntegratePeak | BL2000\jheine | 12/30/2021 1:10:08 PM | Manually integrate compound 4-Nitroaniline in sample Dec3002.D, from x, y = 9.223, 0 to 9.274, 24702, result = 89774; previous integration is from x, y = 9.223, 0 to 9.336, 0 and previous response = 140631. | | | ✓ | |
| CmdManuallyIntegrateDropBaseline | BL2000\jheine | 12/30/2021 1:10:09 PM | Drop baseline for compound 4-Nitroaniline in sample Dec3002.D to y = 0, new integration is from x, y = 9.223, 0 to 9.274, 0 and new response = 127679; previous integration is from x, y = 9.223, 0 to 9.274, 24702 and previous response = 89774. | | | ✓ | |

Audit Trail report

| Name | User | Time | Action | Reason | Comment | Succeed | Exception |
|-----------------------------------|---------------|-----------------------|--|--------|---------|---------|-----------|
| CmdManuallyIntegrateDropBaseline | BL2000\jheine | 12/30/2021 1:10:10 PM | Drop baseline for compound 4-Nitroaniline in sample Dec3002.D to y = 0, new integration is from x, y = 9.223, 0 to 9.274, 0 and new response = 127679; previous integration is from x, y = 9.223, 0 to 9.274, 0 and previous response = 127679. | | | ✓ | |
| CmdSetTargetCompoundAttribute | BL2000\jheine | 12/30/2021 1:10:12 PM | Set UserAnnotation = CO for compound 4-Nitroaniline in sample Dec3002.D; previous value = | | | ✓ | |
| CmdManuallyIntegrateQualifierPeak | BL2000\jheine | 12/30/2021 1:10:15 PM | Manually integrate qualifier 65.0 of compound 4-Nitroaniline in sample Dec3002.D, from x, y = 9.233, 4216 to 9.346, 2607, result = 167790; previous integration is from x, y = 9.193, 2342 to 9.346, 2607 and previous response = 216613. | | | ✓ | |
| CmdManuallyIntegrateDropBaseline | BL2000\jheine | 12/30/2021 1:10:17 PM | Drop baseline for qualifier 65.0 of compound 4-Nitroaniline in sample Dec3002.D to y = 2607, new integration is from x, y = 9.233, 2607 to 9.346, 2607 and new response = 173221; previous integration is from x, y = 9.233, 4216 to 9.346, 2607 and previous response = 167790. | | | ✓ | |
| CmdManuallyIntegratePeak | BL2000\jheine | 12/30/2021 1:10:36 PM | Manually integrate compound Anthracene in sample Dec3002.D, from x, y = 10.363, 217901 to 10.434, 312040, result = 490656; previous integration is from x, y = 10.282, 0 to 10.363, 0 and previous response = 1750998. | | | ✓ | |
| CmdManuallyIntegrateSnapBaseline | BL2000\jheine | 12/30/2021 1:10:37 PM | Snap baseline for compound Anthracene in sample Dec3002.D, from x = 10.363 to x = 10.434, new integration is from x, y = 10.363, 6893 to 10.434, 9584 and new response = 1582795; previous integration is from x, y = 10.363, 217901 to 10.434, 312040 and previous response = 490656. | | | ✓ | |
| CmdManuallyIntegrateDropBaseline | BL2000\jheine | 12/30/2021 1:10:38 PM | Drop baseline for compound Anthracene in sample Dec3002.D to y = 6893, new integration is from x, y = 10.363, 6893 to 10.434, 6893 and new response = 1588519; previous integration is from x, y = 10.363, 6893 to 10.434, 9584 and previous response = 1582795. | | | ✓ | |
| CmdSetTargetCompoundAttribute | BL2000\jheine | 12/30/2021 1:10:39 PM | Set UserAnnotation = NI for compound Anthracene in sample Dec3002.D; previous value = | | | ✓ | |

Audit Trail report

| Name | User | Time | Action | Reason | Comment | Succeed | Exception |
|-----------------------------------|---------------|-----------------------|--|--------|---------|---------|-----------|
| CmdManuallyIntegrateQualifierPeak | BL2000\jheine | 12/30/2021 1:10:43 PM | Manually integrate qualifier 176.0 of compound Anthracene in sample Dec3002.D from x, y = 10.363, 28225 to 10.444, 47469; result = 120491 | | | ✓ | |
| CmdManuallyIntegrateSnapBaseline | BL2000\jheine | 12/30/2021 1:10:44 PM | Snap baseline for qualifier 176.0 of compound Anthracene in sample Dec3002.D from x = 10.363 to x = 10.444, new integration is from x, y = 10.363, 1298 to 10.444, 1587 and new response = 297454; previous integration is from x, y = 10.363, 28225 to 10.444, 47469 and previous response = 120491. | | | ✓ | |
| CmdManuallyIntegrateDropBaseline | BL2000\jheine | 12/30/2021 1:10:45 PM | Drop baseline for qualifier 176.0 of compound Anthracene in sample Dec3002.D to y = 1298, new integration is from x, y = 10.363, 1298 to 10.444, 1298 and new response = 298157; previous integration is from x, y = 10.363, 1298 to 10.444, 1587 and previous response = 297454. | | | ✓ | |
| CmdManuallyIntegrateSplit | BL2000\jheine | 12/30/2021 1:11:20 PM | Split peak for compound Indeno(1,2,3-c,d)pyrene in sample Dec3002.D and keep left peak, new integration is from x, y = 20.901, 617.040710435685 to 20.978, 1073.9835229722 and new response = 812069, previous integration is from x, y = 20.901, 617 to 21.079, 1674 and previous response = 1084230. | | | ✓ | |
| CmdSaveBatchTable | BL2000\jheine | 12/30/2021 1:11:27 PM | Save batch \\MASSHUNTER\Org\Data\SV5973N.I\sd123021\1 DoD bna\QuantResults\123021 bna 1.batch.bin | | | ✓ | |
| CmdManuallyIntegratePeak | BL2000\jheine | 12/30/2021 1:12:04 PM | Manually integrate compound 1,4-Dichlorobenzene-d4 in sample Dec3002.D, from x, y = 4.971, 5519 to 5.042, 12339, result = 292928; previous integration is from x, y = 4.957, 369 to 5.063, 374 and previous response = 330415. | | | ✓ | |
| CmdManuallyIntegrateSnapBaseline | BL2000\jheine | 12/30/2021 1:12:06 PM | Snap baseline for compound 1,4-Dichlorobenzene-d4 in sample Dec3002.D, from x = 4.971 to x = 5.042, new integration is from x, y = 4.971, 622 to 5.042, 1071 and new response = 327594; previous integration is from x, y = 4.971, 5519 to 5.042, 12339 and previous response = 292928. | | | ✓ | |

Audit Trail report

| Name | User | Time | Action | Reason | Comment | Succeed | Exception |
|----------------------------------|---------------|-----------------------|---|--------|---------|---------|-----------|
| CmdManuallyIntegrateDropBaseline | BL2000\jheine | 12/30/2021 1:12:07 PM | Drop baseline for compound 1,4-Dichlorobenzene-d4 in sample Dec3002.D to y = 622, new integration is from x, y = 4.971, 622 to 5.042, 622 and new response = 328557; previous integration is from x, y = 4.971, 622 to 5.042, 1071 and previous response = 327594. | | | ✓ | |
| CmdManuallyIntegratePeak | BL2000\jheine | 12/30/2021 1:12:18 PM | Manually integrate compound 1,4-Dichlorobenzene-d4 in sample Dec3002.D, from x, y = 4.971, 8032 to 5.032, 15929, result = 286475; previous integration is from x, y = 4.971, 622 to 5.042, 622 and previous response = 328557. | | | ✓ | |
| CmdManuallyIntegrateSnapBaseline | BL2000\jheine | 12/30/2021 1:12:20 PM | Snap baseline for compound 1,4-Dichlorobenzene-d4 in sample Dec3002.D, from x = 4.971 to x = 5.032, new integration is from x, y = 4.971, 622 to 5.032, 1246 and new response = 327081; previous integration is from x, y = 4.971, 8032 to 5.032, 15929 and previous response = 286475. | | | ✓ | |
| CmdManuallyIntegrateDropBaseline | BL2000\jheine | 12/30/2021 1:12:21 PM | Drop baseline for compound 1,4-Dichlorobenzene-d4 in sample Dec3002.D to y = 622, new integration is from x, y = 4.971, 622 to 5.032, 622 and new response = 328228; previous integration is from x, y = 4.971, 622 to 5.032, 1246 and previous response = 327081. | | | ✓ | |
| CmdClearManualIntegration | BL2000\jheine | 12/30/2021 1:12:28 PM | Clear manual integration of target signal for compound 1,4-Dichlorobenzene-d4 in sample Dec3002.D | | | ✓ | |
| CmdManuallyIntegratePeak | BL2000\jheine | 12/30/2021 1:12:43 PM | Manually integrate compound 2-Chlorophenol in sample Dec3002.D, from x, y = 4.746, 563 to 4.879, 825, result = 571276; previous integration is from x, y = 4.746, 762 to 4.848, 778 and previous response = 568086. | | | ✓ | |
| CmdManuallyIntegrateDropBaseline | BL2000\jheine | 12/30/2021 1:12:45 PM | Drop baseline for compound 2-Chlorophenol in sample Dec3002.D to y = 563, new integration is from x, y = 4.746, 563 to 4.879, 563 and new response = 572319; previous integration is from x, y = 4.746, 563 to 4.879, 825 and previous response = 571276. | | | ✓ | |
| CmdSetTargetCompoundAttribute | BL2000\jheine | 12/30/2021 1:12:49 PM | Set UserAnnotation = LT for compound 2-Chlorophenol in sample Dec3002.D; previous value = | | | ✓ | |

Audit Trail report

| Name | User | Time | Action | Reason | Comment | Succeed | Exception |
|-------------------|---------------|-----------------------|--|--------|---------|---------|-----------|
| CmdSaveBatchTable | BL2000\jheine | 12/30/2021 1:12:56 PM | Save batch \\MASSHUNTER\Org\Data\SV5973N.I\ sd123021\1 DoD bna\QuantResults\123021 bna 1.batch.bin | | | ✓ | |
| CmdSaveBatchTable | BL2000\jheine | 12/30/2021 1:13:03 PM | Save batch \\MASSHUNTER\Org\Data\SV5973N.I\ sd123021\1 DoD bna\QuantResults\123021 bna 1.batch.bin | | | ✓ | |
| CmdOpenBatchTable | BL2000\sean | 1/3/2022 7:15:38 AM | Open batch \\MASSHUNTER\Org\Data\SV5973N.I\ sd123021\1 DoD bna\123021 bna 1.batch.bin | | | ✓ | |

Audit Trail report

| Name | User | Time | Action | Reason | Comment | Succeed | Exception |
|------------------------------|-------------|---------------------|--|--------|---------|---------|-----------|
| CmdImportSamplesFromWorklist | BL2000\sean | 1/3/2022 7:19:28 AM | Add samples from worklist: \\MASSHUNTER\Org\Data\SV5973N.I\sd123021\1 DoD bna\Dec3025.D, \\MASSHUNTER\Org\Data\SV5973N.I\sd123021\1 DoD bna\Dec3024.D, \\MASSHUNTER\Org\Data\SV5973N.I\sd123021\1 DoD bna\Dec3023.D, \\MASSHUNTER\Org\Data\SV5973N.I\sd123021\1 DoD bna\Dec3022.D, \\MASSHUNTER\Org\Data\SV5973N.I\sd123021\1 DoD bna\Dec3021.D, \\MASSHUNTER\Org\Data\SV5973N.I\sd123021\1 DoD bna\Dec3020.D, \\MASSHUNTER\Org\Data\SV5973N.I\sd123021\1 DoD bna\Dec3019.D, \\MASSHUNTER\Org\Data\SV5973N.I\sd123021\1 DoD bna\Dec3018.D, \\MASSHUNTER\Org\Data\SV5973N.I\sd123021\1 DoD bna\Dec3017.D, \\MASSHUNTER\Org\Data\SV5973N.I\sd123021\1 DoD bna\Dec3016.D, \\MASSHUNTER\Org\Data\SV5973N.I\sd123021\1 DoD bna\Dec3015.D, \\MASSHUNTER\Org\Data\SV5973N.I\sd123021\1 DoD bna\Dec3014.D, \\MASSHUNTER\Org\Data\SV5973N.I\sd123021\1 DoD bna\Dec3013.D, \\MASSHUNTER\Org\Data\SV5973N.I\sd123021\1 DoD bna\Dec3012.D, \\MASSHUNTER\Org\Data\SV5973N.I\sd123021\1 DoD bna\Dec3011.D, \\MASSHUNTER\Org\Data\SV5973N.I\sd123021\1 DoD bna\Dec3010.D, \\MASSHUNTER\Org\Data\SV5973N.I\sd123021\1 DoD bna\Dec3009.D, \\MASSHUNTER\Org\Data\SV5973N.I\sd123021\1 DoD bna\Dec3008.D, \\MASSHUNTER\Org\Data\SV5973N.I\sd123021\1 DoD bna\Dec3007.D, \\MASSHUNTER\Org\Data\SV5973N.I\sd123021\1 DoD bna\Dec3006.D, \\MASSHUNTER\Org\Data\SV5973N.I\sd123021\1 DoD bna\Dec3005.D, \\MASSHUNTER\Org\Data\SV5973N.I\sd123021\1 DoD bna\Dec3004.D, \\MASSHUNTER\Org\Data\SV5973N.I\sd123021\1 DoD bna\Dec3003.D | | | ✓ | |
| CmdSetSampleAttribute | BL2000\sean | 1/3/2022 8:35:32 AM | Set SampleType = Blank for sample Dec3004.D; previous value = Sample | | | ✓ | |
| CmdSetSampleAttribute | BL2000\sean | 1/3/2022 8:35:42 AM | Set SampleType = Matrix for sample Dec3005.D; previous value = Sample | | | ✓ | |
| CmdSetSampleAttribute | BL2000\sean | 1/3/2022 8:35:50 AM | Set SampleType = MatrixDup for sample Dec3006.D; previous value = Sample | | | ✓ | |
| CmdSetSampleAttribute | BL2000\sean | 1/3/2022 8:35:58 AM | Set SampleType = Matrix for sample Dec3008.D; previous value = Sample | | | ✓ | |

Audit Trail report

| Name | User | Time | Action | Reason | Comment | Succeed | Exception |
|-----------------------|-------------|---------------------|--|--------|---------|---------|-----------|
| CmdSetSampleAttribute | BL2000\sean | 1/3/2022 8:36:07 AM | Set SampleType = CC for sample Dec3025.D; previous value = Sample | | | ✓ | |
| CmdSetSampleAttribute | BL2000\sean | 1/3/2022 8:36:17 AM | Set LevelName = CCV for sample Dec3025.D; previous value = | | | ✓ | |
| CmdQuantitate | BL2000\sean | 1/3/2022 8:37:13 AM | Quantitate all compounds in all samples | | | ✓ | |
| CmdSaveBatchTable | BL2000\sean | 1/3/2022 9:34:31 AM | Save batch \\MASSHUNTER\Org\Data\SV5973N.I\ sd123021\1 DoD bna\QuantResults\123021 bna 1.batch.bin | | | ✓ | |

Audit Trail report

| Name | User | Time | Action | Reason | Comment | Succeed | Exception |
|-------------------|-------------|----------------------|--|--------|---------|---------|-----------|
| CmdCalibrate | BL2000\sean | 1/3/2022 10:10:13 AM | Replace level CCV with CC sample Dec3002.D for compounds {Terphenyl-d14, 2,4,6-Tribromophenol, 2-Fluorobiphenyl, Nitrobenzene-d5, Phenol-d5, 2-Fluorophenol, Benzo(g,h,i)perylene, Dibenzo(a,h)anthracene, Indeno(1,2,3-c,d)pyrene, Benzo(a)pyrene, Benzo(k)fluoranthene, Benzo(b)fluoranthene, Di-n-octyl Phthalate, bis(2-ethylhexyl)Phthalate, 3,3-Dichlorobenzidine, Chrysene, Benzo(a)Anthracene, Butylbenzylphthalate, Pyrene, Benzidine, Fluoranthene, Di-n-Butylphthalate, Triallate, Anthracene, Phenanthrene, Pentachlorophenol, Hexachlorobenzene, 4-Bromophenylphenylether, Azobenzene, N-nitrosodiphenylamine, 4,6-Dinitro-2-methylphenol, 4-Nitroaniline, Diethylphthalate, 4-Chlorophenylphenylether, Fluorene, 2,4-Dinitrotoluene, 4-Nitrophenol, Dibenzofuran, 2,4-Dinitrophenol, 3-Nitroaniline, Acenaphthene, 2,6-Dinitrotoluene, Acenaphthylene, Dimethyl Phthalate, 2-Nitroaniline, 2-Chloronaphthalene, 2,4,5-Trichlorophenol, 2,4,6-Trichlorophenol, Hexachlorocyclopentadiene, 4-Chloro-2-Methylphenol, 1-Methylnaphthalene, 2-Methylnaphthalene, 4-Chloro-3-Methylphenol, Hexachlorobutadiene, p-Chloroaniline, 4-Chlorophenol, Naphthalene, 1,2,4-Trichlorobenzene, 2,4-Dichlorophenol, bis(-2-Chloroethoxy)Methane, 2,4-Dimethylphenol, 2-Nitrophenol, Isophorone, Nitrobenzene, N-nitroso-Di-n-propylamine, Hexachloroethane, 4Methylphenol/3Methylphenol, 2-Methylphenol, bis(2-chloroisopropyl)Ether, Benzyl Alcohol, 1,2-Dichlorobenzene, 1,4-Dichlorobenzene, 1,3-Dichlorobenzene, 2-Chlorophenol, bis(-2-Chloroethyl)Ether, Phenol, Aniline, Pyridine, Carbazole, Benzoic Acid, o-Terphenyl, N-Nitrosodimethylamine}; | | | ✓ | |
| CmdQuantitate | BL2000\sean | 1/3/2022 10:11:10 AM | Quantitate all compounds in all samples | | | ✓ | |
| CmdSaveBatchTable | BL2000\sean | 1/3/2022 11:56:03 AM | Save batch \\MASSHUNTER\Org\Data\SV5973N.I\sd123021\1 DoD bna\QuantResults\123021 bna 1.batch.bin | | | ✓ | |

Audit Trail report

| Name | User | Time | Action | Reason | Comment | Succeed | Exception |
|-------------------------------|-------------|----------------------|---|--------|---------|---------|-----------|
| CmdZeroOutPeak | BL2000\sean | 1/3/2022 11:56:13 AM | Zero out primary peak of compound 2,6-Dinitrotoluene in sample Dec3003.D | | | ✓ | |
| CmdSetTargetCompoundAttribute | BL2000\sean | 1/3/2022 11:56:14 AM | Set UserAnnotation = INT for compound 2,6-Dinitrotoluene in sample Dec3003.D; previous value = | | | ✓ | |
| CmdZeroOutPeak | BL2000\sean | 1/3/2022 11:56:16 AM | Zero out primary peak of compound Dimethyl Phthalate in sample Dec3003.D | | | ✓ | |
| CmdZeroOutPeak | BL2000\sean | 1/3/2022 11:56:28 AM | Zero out primary peak of compound 2,6-Dinitrotoluene in sample Dec3004.D | | | ✓ | |
| CmdSetTargetCompoundAttribute | BL2000\sean | 1/3/2022 11:56:29 AM | Set UserAnnotation = INT for compound 2,6-Dinitrotoluene in sample Dec3004.D; previous value = | | | ✓ | |
| CmdZeroOutPeak | BL2000\sean | 1/3/2022 11:56:32 AM | Zero out primary peak of compound N-nitroso-Di-n-propylamine in sample Dec3004.D | | | ✓ | |
| CmdSetTargetCompoundAttribute | BL2000\sean | 1/3/2022 11:56:33 AM | Set UserAnnotation = INT for compound N-nitroso-Di-n-propylamine in sample Dec3004.D; previous value = | | | ✓ | |
| CmdZeroOutPeak | BL2000\sean | 1/3/2022 11:56:36 AM | Zero out primary peak of compound Dimethyl Phthalate in sample Dec3004.D | | | ✓ | |
| CmdSetTargetCompoundAttribute | BL2000\sean | 1/3/2022 11:56:36 AM | Set UserAnnotation = INT for compound Dimethyl Phthalate in sample Dec3004.D; previous value = | | | ✓ | |
| CmdZeroOutPeak | BL2000\sean | 1/3/2022 11:56:41 AM | Zero out primary peak of compound bis(2-chloroisopropyl)Ether in sample Dec3004.D | | | ✓ | |
| CmdSetTargetCompoundAttribute | BL2000\sean | 1/3/2022 11:56:42 AM | Set UserAnnotation = INT for compound bis(2-chloroisopropyl)Ether in sample Dec3004.D; previous value = | | | ✓ | |
| CmdSetSampleAttribute | BL2000\sean | 1/3/2022 11:56:59 AM | Set SampleInformation = MatrixA for sample Dec3005.D; previous value = | | | ✓ | |
| CmdSetSampleAttribute | BL2000\sean | 1/3/2022 11:57:03 AM | Set SampleInformation = MatrixA for sample Dec3006.D; previous value = | | | ✓ | |
| CmdSetSampleAttribute | BL2000\sean | 1/3/2022 11:57:05 AM | Set SampleInformation = MatrixA for sample Dec3008.D; previous value = | | | ✓ | |
| CmdSetSampleAttribute | BL2000\sean | 1/3/2022 11:57:08 AM | Set MatrixSpikeGroup = B21121605-001B for sample Dec3007.D; previous value = | | | ✓ | |
| CmdSetSampleAttribute | BL2000\sean | 1/3/2022 11:57:09 AM | Set MatrixSpikeGroup = B21121605-001B for sample Dec3008.D; previous value = | | | ✓ | |
| CmdSetSampleAttribute | BL2000\sean | 1/3/2022 11:57:11 AM | Set MatrixSpikeGroup = MB-162392 for sample Dec3004.D; previous value = | | | ✓ | |

Audit Trail report

| Name | User | Time | Action | Reason | Comment | Succeed | Exception |
|--|-------------|----------------------|--|--------|---------|---------|-----------|
| CmdSetSampleAttribute | BL2000\sean | 1/3/2022 11:57:11 AM | Set MatrixSpikeGroup = MB-162392 for sample Dec3005.D; previous value = | | | ✓ | |
| CmdSetSampleAttribute | BL2000\sean | 1/3/2022 11:57:12 AM | Set MatrixSpikeGroup = MB-162392 for sample Dec3006.D; previous value = | | | ✓ | |
| CmdQuantitate | BL2000\sean | 1/3/2022 11:58:01 AM | Quantitate all compounds in all samples | | | ✓ | |
| CmdManuallyIntegratePeak | BL2000\sean | 1/3/2022 1:16:02 PM | Manually integrate compound 2-Chlorophenol in sample Dec3002.D, from x, y = 4.715, 407 to 4.981, 625, result = 578387; previous integration is from x, y = 4.746, 563 to 4.879, 563 and previous response = 572319. | | | ✓ | |
| CmdManuallyIntegrateDropBaseline | BL2000\sean | 1/3/2022 1:16:03 PM | Drop baseline for compound 2-Chlorophenol in sample Dec3002.D to y = 407, new integration is from x, y = 4.715, 407 to 4.981, 407 and new response = 580126; previous integration is from x, y = 4.715, 407 to 4.981, 625 and previous response = 578387. | | | ✓ | |
| CmdSetTargetCompoundAttribute | BL2000\sean | 1/3/2022 1:16:04 PM | Set UserAnnotation = BA for compound 2-Chlorophenol in sample Dec3002.D; previous value = LT | | | ✓ | |
| CmdManuallyIntegrateApplyTargetRtToQualifier | BL2000\sean | 1/3/2022 1:16:06 PM | Apply target integration range 4.715-4.981 to qualifier 130.0 for compound 2-Chlorophenol in sample Dec3002.D, new integration is from x, y = 4.715, 517 to 4.981, 492 and new response = 180489; previous integration is from x, y = 4.746, 347 to 4.838, 354 and previous response = 181554. | | | ✓ | |
| CmdManuallyIntegrateDropBaseline | BL2000\sean | 1/3/2022 1:16:07 PM | Drop baseline for qualifier 130.0 of compound 2-Chlorophenol in sample Dec3002.D to y = 492, new integration is from x, y = 4.715, 492 to 4.981, 492 and new response = 180688; previous integration is from x, y = 4.715, 517 to 4.981, 492 and previous response = 180489. | | | ✓ | |
| CmdManuallyIntegrateQualifierPeak | BL2000\sean | 1/3/2022 1:16:36 PM | Manually integrate qualifier 66.0 of compound Aniline in sample Dec3005.D, from x, y = 4.624, 1011 to 4.664, 38953, result = 141931; previous integration is from x, y = 4.624, 1011 to 4.726, 1217 and previous response = 439925. | | | ✓ | |

Audit Trail report

| Name | User | Time | Action | Reason | Comment | Succeed | Exception |
|-----------------------------------|-------------|---------------------|---|--------|---------|---------|-----------|
| CmdManuallyIntegrateDropBaseline | BL2000\sean | 1/3/2022 1:16:37 PM | Drop baseline for qualifier 66.0 of compound Aniline in sample Dec3005.D to y = 1011, new integration is from x, y = 4.624, 1011 to 4.664, 1011 and new response = 187814; previous integration is from x, y = 4.624, 1011 to 4.664, 38953 and previous response = 141931. | | | ✓ | |
| CmdManuallyIntegrateQualifierPeak | BL2000\sean | 1/3/2022 1:16:41 PM | Manually integrate qualifier 65.0 of compound Aniline in sample Dec3005.D, from x, y = 4.624, 1113 to 4.664, 8349, result = 90513; previous integration is from x, y = 4.624, 1113 to 4.715, 1285 and previous response = 289823. | | | ✓ | |
| CmdManuallyIntegrateDropBaseline | BL2000\sean | 1/3/2022 1:16:42 PM | Drop baseline for qualifier 65.0 of compound Aniline in sample Dec3005.D to y = 1113, new integration is from x, y = 4.624, 1113 to 4.664, 1113 and new response = 99289; previous integration is from x, y = 4.624, 1113 to 4.664, 8349 and previous response = 90513. | | | ✓ | |
| CmdManuallyIntegrateQualifierPeak | BL2000\sean | 1/3/2022 1:16:49 PM | Manually integrate qualifier 66.0 of compound Phenol in sample Dec3005.D, from x, y = 4.664, 27876 to 4.726, 1173, result = 204818; previous integration is from x, y = 4.624, 997 to 4.726, 1173 and previous response = 440094. | | | ✓ | |
| CmdManuallyIntegrateDropBaseline | BL2000\sean | 1/3/2022 1:16:51 PM | Drop baseline for qualifier 66.0 of compound Phenol in sample Dec3005.D to y = 1173, new integration is from x, y = 4.664, 1173 to 4.726, 1173 and new response = 253912; previous integration is from x, y = 4.664, 27876 to 4.726, 1173 and previous response = 204818. | | | ✓ | |
| CmdManuallyIntegrateSplit | BL2000\sean | 1/3/2022 1:16:57 PM | Split peak for compound bis(-2-Chloroethyl)Ether in sample Dec3005.D and keep left peak, new integration is from x, y = 4.715, 924.397058785255 to 4.756, 948.83019402743 and new response = 629126, previous integration is from x, y = 4.715, 924 to 4.807, 979 and previous response = 866685. | | | ✓ | |
| CmdSetTargetCompoundAttribute | BL2000\sean | 1/3/2022 1:16:58 PM | Set UserAnnotation = CO for compound bis(-2-Chloroethyl)Ether in sample Dec3005.D; previous value = | | | ✓ | |

Audit Trail report

| Name | User | Time | Action | Reason | Comment | Succeed | Exception |
|--|-------------|---------------------|--|--------|---------|---------|-----------|
| CmdManuallyIntegrateApplyTargetRtToQualifier | BL2000\sean | 1/3/2022 1:17:00 PM | Apply target integration range 4.715-4.756 to qualifier 64.0 for compound bis(-2-Chloroethyl)Ether in sample Dec3005.D, new integration is from x, y = 4.715, 1886 to 4.756, 3702 and new response = 16628; previous integration is from x, y = 4.756, 607 to 4.828, 630 and previous response = 324881. | | | ✓ | |
| CmdManuallyIntegrateDropBaseline | BL2000\sean | 1/3/2022 1:17:01 PM | Drop baseline for qualifier 64.0 of compound bis(-2-Chloroethyl)Ether in sample Dec3005.D to y = 1886, new integration is from x, y = 4.715, 1886 to 4.756, 1886 and new response = 18853; previous integration is from x, y = 4.715, 1886 to 4.756, 3702 and previous response = 16628. | | | ✓ | |
| CmdManuallyIntegrateSplit | BL2000\sean | 1/3/2022 1:17:08 PM | Split peak for compound 1,3-Dichlorobenzene in sample Dec3005.D and keep left peak, new integration is from x, y = 4.899, 0 to 4.971, 0 and new response = 628757, previous integration is from x, y = 4.899, 0 to 5.083, 0 and previous response = 1259455. | | | ✓ | |
| CmdSetTargetCompoundAttribute | BL2000\sean | 1/3/2022 1:17:10 PM | Set UserAnnotation = CO for compound 1,3-Dichlorobenzene in sample Dec3005.D; previous value = | | | ✓ | |
| CmdManuallyIntegrateSplit | BL2000\sean | 1/3/2022 1:17:12 PM | Split qualifier 148.0 of compound 1,3-Dichlorobenzene in sample Dec3005.D and keep left peak, new integration is from x, y = 4.900, 131.159984991874 to 4.981, 198.019148923871 and new response = 401361, previous integration is from x, y = 4.900, 131 to 5.083, 282 and previous response = 799172. | | | ✓ | |
| CmdManuallyIntegrateQualifierPeak | BL2000\sean | 1/3/2022 1:17:13 PM | Manually integrate qualifier 111.0 of compound 1,3-Dichlorobenzene in sample Dec3005.D, from x, y = 4.767, 229353 to 4.807, 231091, result = 485471; previous integration is from x, y = 4.899, 0 to 5.083, 0 and previous response = 485471. | | | ✓ | |
| CmdManuallyIntegrateSplit | BL2000\sean | 1/3/2022 1:17:14 PM | Split qualifier 111.0 of compound 1,3-Dichlorobenzene in sample Dec3005.D and keep left peak, new integration is from x, y = 4.899, 0 to 4.971, 0 and new response = 244910, previous integration is from x, y = 4.899, 0 to 5.083, 0 and previous response = 485471. | | | ✓ | |

Audit Trail report

| Name | User | Time | Action | Reason | Comment | Succeed | Exception |
|----------------------------------|-------------|---------------------|---|--------|---------|---------|-----------|
| CmdManuallyIntegrateSplit | BL2000\sean | 1/3/2022 1:17:19 PM | Split peak for compound 1,4-Dichlorobenzene in sample Dec3005.D and keep right peak, new integration is from x, y = 4.971, 258.378196655003 to 5.083, 366.918833112382 and new response = 628590, previous integration is from x, y = 4.900, 190 to 5.083, 367 and previous response = 1254779. | | | ✓ | |
| CmdSetTargetCompoundAttribute | BL2000\sean | 1/3/2022 1:17:20 PM | Set UserAnnotation = CO for compound 1,4-Dichlorobenzene in sample Dec3005.D; previous value = | | | ✓ | |
| CmdManuallyIntegrateSplit | BL2000\sean | 1/3/2022 1:17:23 PM | Split qualifier 148.0 of compound 1,4-Dichlorobenzene in sample Dec3005.D and keep right peak, new integration is from x, y = 4.981, 143.259706098972 to 5.083, 215.229638002572 and new response = 399019, previous integration is from x, y = 4.900, 86 to 5.083, 215 and previous response = 799761. | | | ✓ | |
| CmdManuallyIntegrateSplit | BL2000\sean | 1/3/2022 1:17:25 PM | Split qualifier 111.0 of compound 1,4-Dichlorobenzene in sample Dec3005.D and keep right peak, new integration is from x, y = 4.971, 0 to 5.083, 0 and new response = 240561, previous integration is from x, y = 4.899, 0 to 5.083, 0 and previous response = 485471. | | | ✓ | |
| CmdManuallyIntegratePeak | BL2000\sean | 1/3/2022 1:17:29 PM | Manually integrate compound 1,2-Dichlorobenzene in sample Dec3005.D, from x, y = 5.124, 479652 to 5.226, 501938, result = -2364195; previous integration is from x, y = 4.900, 167 to 5.083, 221 and previous response = 1255691. | | | ✓ | |
| CmdManuallyIntegrateSnapBaseline | BL2000\sean | 1/3/2022 1:17:31 PM | Snap baseline for compound 1,2-Dichlorobenzene in sample Dec3005.D, from x = 5.124 to x = 5.226, new integration is from x, y = 5.124, 431 to 5.226, 1496 and new response = 637000; previous integration is from x, y = 5.124, 479652 to 5.226, 501938 and previous response = -2364195. | | | ✓ | |
| CmdManuallyIntegrateDropBaseline | BL2000\sean | 1/3/2022 1:17:32 PM | Drop baseline for compound 1,2-Dichlorobenzene in sample Dec3005.D to y = 431, new integration is from x, y = 5.124, 431 to 5.226, 431 and new response = 640263; previous integration is from x, y = 5.124, 431 to 5.226, 1496 and previous response = 637000. | | | ✓ | |
| CmdSetTargetCompoundAttribute | BL2000\sean | 1/3/2022 1:17:32 PM | Set UserAnnotation = CO for compound 1,2-Dichlorobenzene in sample Dec3005.D; previous value = | | | ✓ | |

Audit Trail report

| Name | User | Time | Action | Reason | Comment | Succeed | Exception |
|--|-------------|---------------------|--|--------|---------|---------|-----------|
| CmdManuallyIntegrateApplyTargetRtToQualifier | BL2000\sean | 1/3/2022 1:17:34 PM | Apply target integration range 5.124-5.226 to qualifier 148.0 for compound 1,2-Dichlorobenzene in sample Dec3005.D, new integration is from x, y = 5.124, 271 to 5.226, 913 and new response = 408081; previously no peak. | | | ✓ | |
| CmdSelectPeak | BL2000\sean | 1/3/2022 1:17:40 PM | Select peak for compound 2-Methylphenol in sample Dec3005.D | | | ✓ | |
| CmdManuallyIntegrateSplit | BL2000\sean | 1/3/2022 1:17:43 PM | Split peak for compound 2-Methylphenol in sample Dec3005.D and keep left peak, new integration is from x, y = 5.277, 1195.94122502134 to 5.451, 2102.97010632558 and new response = 596053, previous integration is from x, y = 5.277, 1196 to 5.584, 2797 and previous response = 1406230. | | | ✓ | |
| CmdManuallyIntegrateDropBaseline | BL2000\sean | 1/3/2022 1:17:45 PM | Drop baseline for compound 2-Methylphenol in sample Dec3005.D to y = 1196, new integration is from x, y = 5.277, 1196 to 5.451, 1196 and new response = 600778; previous integration is from x, y = 5.277, 1196 to 5.451, 2103 and previous response = 596053. | | | ✓ | |
| CmdSetTargetCompoundAttribute | BL2000\sean | 1/3/2022 1:17:47 PM | Set UserAnnotation = CO for compound 2-Methylphenol in sample Dec3005.D; previous value = | | | ✓ | |
| CmdManuallyIntegrateApplyTargetRtToQualifier | BL2000\sean | 1/3/2022 1:17:49 PM | Apply target integration range 5.277-5.451 to qualifier 108.0 for compound 2-Methylphenol in sample Dec3005.D, new integration is from x, y = 5.277, 1539 to 5.451, 2812 and new response = 650006; previous integration is from x, y = 5.471, 1658 to 5.584, 2123 and previous response = 680719. | | | ✓ | |
| CmdManuallyIntegrateDropBaseline | BL2000\sean | 1/3/2022 1:17:51 PM | Drop baseline for qualifier 108.0 of compound 2-Methylphenol in sample Dec3005.D to y = 1539, new integration is from x, y = 5.277, 1539 to 5.451, 1539 and new response = 656637; previous integration is from x, y = 5.277, 1539 to 5.451, 2812 and previous response = 650006. | | | ✓ | |
| CmdManuallyIntegrateSplit | BL2000\sean | 1/3/2022 1:17:59 PM | Split qualifier 77.0 of compound Nitrobenzene in sample Dec3005.D and keep right peak, new integration is from x, y = 5.594, 2673.1032099223 to 5.706, 2570.14177714453 and new response = 384924, previous integration is from x, y = 5.477, 2780 to 5.706, 2570 and previous response = 616847. | | | ✓ | |

Audit Trail report

| Name | User | Time | Action | Reason | Comment | Succeed | Exception |
|-------------------------------|-------------|---------------------|---|--------|---------|---------|-----------|
| CmdManuallyIntegratePeak | BL2000\sean | 1/3/2022 1:18:02 PM | Manually integrate compound Nitrobenzene in sample Dec3005.D, from x, y = 5.870, 185679 to 5.900, 185679, result = -341278; previous integration is from x, y = 5.614, 0 to 5.686, 0 and previous response = 186189. | | | ✓ | |
| CmdClearManualIntegration | BL2000\sean | 1/3/2022 1:18:06 PM | Clear manual integration of target signal for compound Nitrobenzene in sample Dec3005.D | | | ✓ | |
| CmdManuallyIntegrateSplit | BL2000\sean | 1/3/2022 1:18:19 PM | Split peak for compound Naphthalene in sample Dec3005.D and keep left peak, new integration is from x, y = 6.434, 1046.7521948283 to 6.485, 1208.39671517295 and new response = 1596264, previous integration is from x, y = 6.434, 1047 to 6.527, 1338 and previous response = 2104424. | | | ✓ | |
| CmdSetTargetCompoundAttribute | BL2000\sean | 1/3/2022 1:18:20 PM | Set UserAnnotation = CO for compound Naphthalene in sample Dec3005.D; previous value = | | | ✓ | |
| CmdManuallyIntegrateSplit | BL2000\sean | 1/3/2022 1:18:22 PM | Split qualifier 129.0 of compound Naphthalene in sample Dec3005.D and keep left peak, new integration is from x, y = 6.424, 512.413288031732 to 6.485, 550.976304145852 and new response = 176629, previous integration is from x, y = 6.424, 512 to 6.527, 577 and previous response = 214545. | | | ✓ | |
| CmdManuallyIntegrateSplit | BL2000\sean | 1/3/2022 1:18:26 PM | Split qualifier 102.0 of compound Naphthalene in sample Dec3005.D and keep left peak, new integration is from x, y = 6.424, 0 to 6.485, 0 and new response = 149074, previous integration is from x, y = 6.424, 0 to 6.527, 0 and previous response = 171846. | | | ✓ | |
| CmdManuallyIntegrateSplit | BL2000\sean | 1/3/2022 1:18:44 PM | Split peak for compound 4-Chlorophenol in sample Dec3005.D and keep left peak, new integration is from x, y = 6.475, 389.899215059902 to 6.537, 461.776790715825 and new response = 160477, previous integration is from x, y = 6.475, 390 to 6.578, 510 and previous response = 181701. | | | ✓ | |
| CmdSetTargetCompoundAttribute | BL2000\sean | 1/3/2022 1:18:47 PM | Set UserAnnotation = CO for compound 4-Chlorophenol in sample Dec3005.D; previous value = | | | ✓ | |

Audit Trail report

| Name | User | Time | Action | Reason | Comment | Succeed | Exception |
|--|-------------|---------------------|---|--------|---------|---------|-----------|
| CmdManuallyIntegrateSplit | BL2000\sean | 1/3/2022 1:18:50 PM | Split qualifier 128.0 of compound 4-Chlorophenol in sample Dec3005.D and keep right peak, new integration is from x, y = 6.485, 1106.75435209881 to 6.527, 1218.13212268423 and new response = 508432, previous integration is from x, y = 6.434, 968 to 6.527, 1218 and previous response = 2104975. | | | ✓ | |
| CmdManuallyIntegrateApplyTargetRtToQualifier | BL2000\sean | 1/3/2022 1:18:55 PM | Apply target integration range 6.528-6.619 to qualifier 129.0 for compound p-Chloroaniline in sample Dec3005.D, new integration is from x, y = 6.528, 2826 to 6.619, 6400 and new response = 186172; previously no peak. | | | ✓ | |
| CmdManuallyIntegrateApplyTargetRtToQualifier | BL2000\sean | 1/3/2022 1:18:57 PM | Apply target integration range 6.528-6.619 to qualifier 65.0 for compound p-Chloroaniline in sample Dec3005.D, new integration is from x, y = 6.528, 11608 to 6.619, 5944 and new response = 192186; previously no peak. | | | ✓ | |
| CmdManuallyIntegrateDropBaseline | BL2000\sean | 1/3/2022 1:18:58 PM | Drop baseline for qualifier 65.0 of compound p-Chloroaniline in sample Dec3005.D to y = 5944, new integration is from x, y = 6.528, 5944 to 6.619, 5944 and new response = 208101; previous integration is from x, y = 6.528, 11608 to 6.619, 5944 and previous response = 192186. | | | ✓ | |
| CmdManuallyIntegrateDropBaseline | BL2000\sean | 1/3/2022 1:19:02 PM | Drop baseline for qualifier 129.0 of compound p-Chloroaniline in sample Dec3005.D to y = 2826, new integration is from x, y = 6.528, 2826 to 6.619, 2826 and new response = 195951; previous integration is from x, y = 6.528, 2826 to 6.619, 6400 and previous response = 186172. | | | ✓ | |
| CmdManuallyIntegrateApplyTargetRtToQualifier | BL2000\sean | 1/3/2022 1:19:23 PM | Apply target integration range 8.313-8.415 to qualifier 153.1 for compound Acenaphthylene in sample Dec3005.D, new integration is from x, y = 8.313, 0 to 8.415, 1625 and new response = 254134; previous integration is from x, y = 8.528, 1804 to 8.609, 2215 and previous response = 1348302. | | | ✓ | |
| CmdManuallyIntegrateDropBaseline | BL2000\sean | 1/3/2022 1:19:24 PM | Drop baseline for qualifier 153.1 of compound Acenaphthylene in sample Dec3005.D to y = 0, new integration is from x, y = 8.313, 0 to 8.415, 0 and new response = 259121; previous integration is from x, y = 8.313, 0 to 8.415, 1625 and previous response = 254134. | | | ✓ | |

Audit Trail report

| Name | User | Time | Action | Reason | Comment | Succeed | Exception |
|--|-------------|---------------------|---|--------|---------|---------|-----------|
| CmdManuallyIntegrateApplyTargetRtToQualifier | BL2000\sean | 1/3/2022 1:19:30 PM | Apply target integration range 8.527-8.620 to qualifier 152.0 for compound Acenaphthene in sample Dec3005.D, new integration is from x, y = 8.527, 2211 to 8.620, 3249 and new response = 645641; previous integration is from x, y = 8.313, 371 to 8.415, 535 and previous response = 1862666. | | | ✓ | |
| CmdManuallyIntegrateDropBaseline | BL2000\sean | 1/3/2022 1:19:31 PM | Drop baseline for qualifier 152.0 of compound Acenaphthene in sample Dec3005.D to y = 2211, new integration is from x, y = 8.527, 2211 to 8.620, 2211 and new response = 648508; previous integration is from x, y = 8.527, 2211 to 8.620, 3249 and previous response = 645641. | | | ✓ | |
| CmdManuallyIntegrateApplyTargetRtToQualifier | BL2000\sean | 1/3/2022 1:19:37 PM | Apply target integration range 8.620-8.712 to qualifier 154.0 for compound 2,4-Dinitrophenol in sample Dec3005.D, new integration is from x, y = 8.620, 3676 to 8.712, 2078 and new response = 40687; previous integration is from x, y = 8.527, 693 to 8.620, 718 and previous response = 1238345. | | | ✓ | |
| CmdManuallyIntegrateDropBaseline | BL2000\sean | 1/3/2022 1:19:38 PM | Drop baseline for qualifier 154.0 of compound 2,4-Dinitrophenol in sample Dec3005.D to y = 2078, new integration is from x, y = 8.620, 2078 to 8.712, 2078 and new response = 45101; previous integration is from x, y = 8.620, 3676 to 8.712, 2078 and previous response = 40687. | | | ✓ | |
| CmdManuallyIntegrateApplyTargetRtToQualifier | BL2000\sean | 1/3/2022 1:19:44 PM | Apply target integration range 8.783-8.886 to qualifier 139.0 for compound 4-Nitrophenol in sample Dec3005.D, new integration is from x, y = 8.783, 31472 to 8.886, 2000 and new response = -15719; previous integration is from x, y = 8.742, 475 to 8.845, 593 and previous response = 779510. | | | ✓ | |
| CmdManuallyIntegrateDropBaseline | BL2000\sean | 1/3/2022 1:19:45 PM | Drop baseline for qualifier 139.0 of compound 4-Nitrophenol in sample Dec3005.D to y = 2000, new integration is from x, y = 8.783, 2000 to 8.886, 2000 and new response = 74746; previous integration is from x, y = 8.783, 31472 to 8.886, 2000 and previous response = -15719. | | | ✓ | |

Audit Trail report

| Name | User | Time | Action | Reason | Comment | Succeed | Exception |
|--|-------------|---------------------|--|--------|---------|---------|-----------|
| CmdManuallyIntegrateApplyTargetRtToQualifier | BL2000\sean | 1/3/2022 1:19:49 PM | Apply target integration range 8.783-8.886 to qualifier 65.0 for compound 4-Nitrophenol in sample Dec3005.D, new integration is from x, y = 8.783, 2999 to 8.886, 3302 and new response = 87166; previous integration is from x, y = 8.753, 2215 to 8.865, 2148 and previous response = 104302. | | | ✓ | |
| CmdManuallyIntegrateDropBaseline | BL2000\sean | 1/3/2022 1:19:50 PM | Drop baseline for qualifier 65.0 of compound 4-Nitrophenol in sample Dec3005.D to y = 2999, new integration is from x, y = 8.783, 2999 to 8.886, 2999 and new response = 88096; previous integration is from x, y = 8.783, 2999 to 8.886, 3302 and previous response = 87166. | | | ✓ | |
| CmdManuallyIntegrateSnapBaseline | BL2000\sean | 1/3/2022 1:19:51 PM | Snap baseline for qualifier 65.0 of compound 4-Nitrophenol in sample Dec3005.D from x = 8.783 to x = 8.886, new integration is from x, y = 8.783, 2999 to 8.886, 3302 and new response = 87166; previous integration is from x, y = 8.783, 2999 to 8.886, 2999 and previous response = 88096. | | | ✓ | |
| CmdManuallyIntegrateSplit | BL2000\sean | 1/3/2022 1:19:57 PM | Split qualifier 63.0 of compound 2,4-Dinitrotoluene in sample Dec3005.D and keep right peak, new integration is from x, y = 8.783, 1966.86810949973 to 8.845, 1874.49207551656 and new response = 134086, previous integration is from x, y = 8.737, 2036 to 8.845, 1874 and previous response = 256608. | | | ✓ | |
| CmdManuallyIntegrateApplyTargetRtToQualifier | BL2000\sean | 1/3/2022 1:20:03 PM | Apply target integration range 9.152-9.244 to qualifier 167.0 for compound Fluorene in sample Dec3005.D, new integration is from x, y = 9.152, 0 to 9.244, 762 and new response = 202886; previous integration is from x, y = 9.320, 564 to 9.495, 743 and previous response = 378384. | | | ✓ | |
| CmdManuallyIntegrateDropBaseline | BL2000\sean | 1/3/2022 1:20:04 PM | Drop baseline for qualifier 167.0 of compound Fluorene in sample Dec3005.D to y = 0, new integration is from x, y = 9.152, 0 to 9.244, 0 and new response = 204991; previous integration is from x, y = 9.152, 0 to 9.244, 762 and previous response = 202886. | | | ✓ | |

Audit Trail report

| Name | User | Time | Action | Reason | Comment | Succeed | Exception |
|-----------------------------------|-------------|---------------------|--|--------|---------|---------|-----------|
| CmdManuallyIntegrateSplit | BL2000\sean | 1/3/2022 1:20:16 PM | Split qualifier 167.0 of compound N-nitrosodiphenylamine in sample Dec3005.D and keep right peak, new integration is from x, y = 9.315, 188.582125074383 to 9.499, 320.112739359425 and new response = 382845, previous integration is from x, y = 9.152, 72 to 9.499, 320 and previous response = 589271. | | | ✓ | |
| CmdManuallyIntegrateSplit | BL2000\sean | 1/3/2022 1:20:20 PM | Split qualifier 51.0 of compound Azobenzene in sample Dec3005.D and keep right peak, new integration is from x, y = 9.338, 5883.30732586649 to 9.458, 5078.07500659852 and new response = 793259, previous integration is from x, y = 9.338, 5883 to 9.458, 5078 and previous response = 793259. | | | ✓ | |
| CmdManuallyIntegrateQualifierPeak | BL2000\sean | 1/3/2022 1:20:24 PM | Manually integrate qualifier 51.0 of compound Azobenzene in sample Dec3005.D, from x, y = 9.387, 26830 to 9.458, 5078, result = 483282; previous integration is from x, y = 9.338, 5883 to 9.458, 5078 and previous response = 793259. | | | ✓ | |
| CmdManuallyIntegrateDropBaseline | BL2000\sean | 1/3/2022 1:20:26 PM | Drop baseline for qualifier 51.0 of compound Azobenzene in sample Dec3005.D to y = 5078, new integration is from x, y = 9.387, 5078 to 9.458, 5078 and new response = 530016; previous integration is from x, y = 9.387, 26830 to 9.458, 5078 and previous response = 483282. | | | ✓ | |
| CmdManuallyIntegrateSplit | BL2000\sean | 1/3/2022 1:20:37 PM | Split peak for compound Phenanthrene in sample Dec3005.D and keep left peak, new integration is from x, y = 10.272, 0 to 10.363, 0 and new response = 2094340, previous integration is from x, y = 10.272, 0 to 10.454, 0 and previous response = 4015643. | | | ✓ | |
| CmdSetTargetCompoundAttribute | BL2000\sean | 1/3/2022 1:20:38 PM | Set UserAnnotation = CO for compound Phenanthrene in sample Dec3005.D; previous value = | | | ✓ | |
| CmdManuallyIntegrateSplit | BL2000\sean | 1/3/2022 1:20:39 PM | Split peak for compound Phenanthrene in sample Dec3005.D and keep left peak, new integration is from x, y = 10.272, 0 to 10.363, 0 and new response = 2094340, previous integration is from x, y = 10.272, 0 to 10.363, 0 and previous response = 2094340. | | | ✓ | |
| CmdClearManualIntegration | BL2000\sean | 1/3/2022 1:20:43 PM | Clear manual integration of target signal for compound Phenanthrene in sample Dec3005.D | | | ✓ | |

Audit Trail report

| Name | User | Time | Action | Reason | Comment | Succeed | Exception |
|--|-------------|---------------------|--|--------|---------|---------|-----------|
| CmdSetTargetCompoundAttribute | BL2000\sean | 1/3/2022 1:20:43 PM | Set UserAnnotation = for compound Phenanthrene in sample Dec3005.D; previous value = CO | | | ✓ | |
| CmdManuallyIntegrateSplit | BL2000\sean | 1/3/2022 1:20:47 PM | Split peak for compound Anthracene in sample Dec3005.D and keep right peak, new integration is from x, y = 10.363, 496.796440589901 to 10.454, 701.193693668649 and new response = 1918027, previous integration is from x, y = 10.303, 361 to 10.454, 701 and previous response = 3999553. | | | ✓ | |
| CmdSetTargetCompoundAttribute | BL2000\sean | 1/3/2022 1:20:48 PM | Set UserAnnotation = CO for compound Anthracene in sample Dec3005.D; previous value = | | | ✓ | |
| CmdManuallyIntegrateApplyTargetRtToQualifier | BL2000\sean | 1/3/2022 1:20:50 PM | Apply target integration range 10.363-10.454 to qualifier 176.0 for compound Anthracene in sample Dec3005.D, new integration is from x, y = 10.363, 2117 to 10.454, 2880 and new response = 338101; previous integration is from x, y = 10.292, 0 to 10.363, 0 and previous response = 399977. | | | ✓ | |
| CmdManuallyIntegrateDropBaseline | BL2000\sean | 1/3/2022 1:20:51 PM | Drop baseline for qualifier 176.0 of compound Anthracene in sample Dec3005.D to y = 2117, new integration is from x, y = 10.363, 2117 to 10.454, 2117 and new response = 340187; previous integration is from x, y = 10.363, 2117 to 10.454, 2880 and previous response = 338101. | | | ✓ | |
| CmdManuallyIntegrateSplit | BL2000\sean | 1/3/2022 1:20:55 PM | Split peak for compound Phenanthrene in sample Dec3005.D and keep left peak, new integration is from x, y = 10.272, 0 to 10.363, 0 and new response = 2094340, previous integration is from x, y = 10.272, 0 to 10.454, 0 and previous response = 4015643. | | | ✓ | |
| CmdSetTargetCompoundAttribute | BL2000\sean | 1/3/2022 1:20:57 PM | Set UserAnnotation = CO for compound Phenanthrene in sample Dec3005.D; previous value = | | | ✓ | |
| CmdSaveBatchTable | BL2000\sean | 1/3/2022 1:21:30 PM | Save batch \\MASSHUNTER\Org\Data\SV5973N.I\sd123021\1 DoD bna\QuantResults\123021 bna 1.batch.bin | | | ✓ | |
| CmdManuallyIntegrateQualifierPeak | BL2000\sean | 1/3/2022 1:21:43 PM | Manually integrate qualifier 66.0 of compound Aniline in sample Dec3006.D, from x, y = 4.624, 1127 to 4.664, 46521, result = 156250; previous integration is from x, y = 4.624, 1127 to 4.726, 1346 and previous response = 524873. | | | ✓ | |

Audit Trail report

| Name | User | Time | Action | Reason | Comment | Succeed | Exception |
|-----------------------------------|-------------|---------------------|--|--------|---------|---------|-----------|
| CmdManuallyIntegrateDropBaseline | BL2000\sean | 1/3/2022 1:21:44 PM | Drop baseline for qualifier 66.0 of compound Aniline in sample Dec3006.D to y = 1127, new integration is from x, y = 4.624, 1127 to 4.664, 1127 and new response = 211051; previous integration is from x, y = 4.624, 1127 to 4.664, 46521 and previous response = 156250. | | | ✓ | |
| CmdManuallyIntegrateQualifierPeak | BL2000\sean | 1/3/2022 1:21:49 PM | Manually integrate qualifier 65.0 of compound Aniline in sample Dec3006.D, from x, y = 4.625, 1571 to 4.664, 11689, result = 95694; previous integration is from x, y = 4.625, 1571 to 4.715, 1817 and previous response = 337941. | | | ✓ | |
| CmdManuallyIntegrateDropBaseline | BL2000\sean | 1/3/2022 1:21:50 PM | Drop baseline for qualifier 65.0 of compound Aniline in sample Dec3006.D to y = 1571, new integration is from x, y = 4.625, 1571 to 4.664, 1571 and new response = 107472; previous integration is from x, y = 4.625, 1571 to 4.664, 11689 and previous response = 95694. | | | ✓ | |
| CmdManuallyIntegrateQualifierPeak | BL2000\sean | 1/3/2022 1:21:57 PM | Manually integrate qualifier 66.0 of compound Phenol in sample Dec3006.D, from x, y = 4.664, 23919 to 4.726, 1373, result = 273094; previous integration is from x, y = 4.624, 1135 to 4.726, 1373 and previous response = 524769. | | | ✓ | |
| CmdManuallyIntegrateDropBaseline | BL2000\sean | 1/3/2022 1:21:59 PM | Drop baseline for qualifier 66.0 of compound Phenol in sample Dec3006.D to y = 1373, new integration is from x, y = 4.664, 1373 to 4.726, 1373 and new response = 314545; previous integration is from x, y = 4.664, 23919 to 4.726, 1373 and previous response = 273094. | | | ✓ | |
| CmdManuallyIntegrateSplit | BL2000\sean | 1/3/2022 1:22:04 PM | Split peak for compound bis(-2-Chloroethyl)Ether in sample Dec3006.D and keep left peak, new integration is from x, y = 4.715, 956.914984874338 to 4.756, 986.716806619764 and new response = 733403, previous integration is from x, y = 4.715, 957 to 4.848, 1054 and previous response = 1039492. | | | ✓ | |
| CmdSetTargetCompoundAttribute | BL2000\sean | 1/3/2022 1:22:05 PM | Set UserAnnotation = CO for compound bis(-2-Chloroethyl)Ether in sample Dec3006.D; previous value = | | | ✓ | |

Audit Trail report

| Name | User | Time | Action | Reason | Comment | Succeed | Exception |
|--|-------------|---------------------|--|--------|---------|---------|-----------|
| CmdManuallyIntegrateApplyTargetRtToQualifier | BL2000\sean | 1/3/2022 1:22:08 PM | Apply target integration range 4.715-4.756 to qualifier 64.0 for compound bis(-2-Chloroethyl)Ether in sample Dec3006.D, new integration is from x, y = 4.715, 1715 to 4.756, 2390 and new response = 23905; previous integration is from x, y = 4.756, 598 to 4.838, 635 and previous response = 397514. | | | ✓ | |
| CmdManuallyIntegrateDropBaseline | BL2000\sean | 1/3/2022 1:22:09 PM | Drop baseline for qualifier 64.0 of compound bis(-2-Chloroethyl)Ether in sample Dec3006.D to y = 1715, new integration is from x, y = 4.715, 1715 to 4.756, 1715 and new response = 24732; previous integration is from x, y = 4.715, 1715 to 4.756, 2390 and previous response = 23905. | | | ✓ | |
| CmdManuallyIntegrateSplit | BL2000\sean | 1/3/2022 1:22:16 PM | Split peak for compound 1,3-Dichlorobenzene in sample Dec3006.D and keep left peak, new integration is from x, y = 4.902, 232.08757831403 to 4.991, 358.196746312683 and new response = 805903, previous integration is from x, y = 4.902, 232 to 5.073, 474 and previous response = 1557757. | | | ✓ | |
| CmdSetTargetCompoundAttribute | BL2000\sean | 1/3/2022 1:22:17 PM | Set UserAnnotation = CO for compound 1,3-Dichlorobenzene in sample Dec3006.D; previous value = | | | ✓ | |
| CmdManuallyIntegrateSplit | BL2000\sean | 1/3/2022 1:22:20 PM | Split qualifier 148.0 of compound 1,3-Dichlorobenzene in sample Dec3006.D and keep left peak, new integration is from x, y = 4.899, 0 to 4.981, 0 and new response = 498621, previous integration is from x, y = 4.899, 0 to 5.073, 0 and previous response = 978932. | | | ✓ | |
| CmdManuallyIntegrateSplit | BL2000\sean | 1/3/2022 1:22:21 PM | Split qualifier 111.0 of compound 1,3-Dichlorobenzene in sample Dec3006.D and keep left peak, new integration is from x, y = 4.899, 0 to 4.971, 0 and new response = 312818, previous integration is from x, y = 4.899, 0 to 5.073, 0 and previous response = 606221. | | | ✓ | |
| CmdManuallyIntegrateSplit | BL2000\sean | 1/3/2022 1:22:27 PM | Split peak for compound 1,4-Dichlorobenzene in sample Dec3006.D and keep right peak, new integration is from x, y = 4.991, 227.948903125293 to 5.073, 314.890788099602 and new response = 752691, previous integration is from x, y = 4.901, 132 to 5.073, 315 and previous response = 1559034. | | | ✓ | |

Audit Trail report

| Name | User | Time | Action | Reason | Comment | Succeed | Exception |
|--|-------------|---------------------|---|--------|---------|---------|-----------|
| CmdSetTargetCompoundAttribute | BL2000\sean | 1/3/2022 1:22:28 PM | Set UserAnnotation = CO for compound 1,4-Dichlorobenzene in sample Dec3006.D; previous value = | | | ✓ | |
| CmdManuallyIntegrateSplit | BL2000\sean | 1/3/2022 1:22:31 PM | Split qualifier 148.0 of compound 1,4-Dichlorobenzene in sample Dec3006.D and keep right peak, new integration is from x, y = 4.981, 0 to 5.073, 0 and new response = 480312, previous integration is from x, y = 4.899, 0 to 5.073, 0 and previous response = 978932. | | | ✓ | |
| CmdManuallyIntegrateSplit | BL2000\sean | 1/3/2022 1:22:33 PM | Split qualifier 111.0 of compound 1,4-Dichlorobenzene in sample Dec3006.D and keep right peak, new integration is from x, y = 4.971, 0 to 5.073, 0 and new response = 293402, previous integration is from x, y = 4.899, 0 to 5.073, 0 and previous response = 606221. | | | ✓ | |
| CmdManuallyIntegratePeak | BL2000\sean | 1/3/2022 1:22:39 PM | Manually integrate compound 1,2-Dichlorobenzene in sample Dec3006.D, from x, y = 5.144, 631295 to 5.216, 661324, result = -1952799; previous integration is from x, y = 4.901, 137 to 5.073, 211 and previous response = 1559545. | | | ✓ | |
| CmdManuallyIntegrateSnapBaseline | BL2000\sean | 1/3/2022 1:22:41 PM | Snap baseline for compound 1,2-Dichlorobenzene in sample Dec3006.D, from x = 5.144 to x = 5.216, new integration is from x, y = 5.144, 303 to 5.216, 1827 and new response = 815302; previous integration is from x, y = 5.144, 631295 to 5.216, 661324 and previous response = -1952799. | | | ✓ | |
| CmdManuallyIntegrateDropBaseline | BL2000\sean | 1/3/2022 1:22:42 PM | Drop baseline for compound 1,2-Dichlorobenzene in sample Dec3006.D to y = 303, new integration is from x, y = 5.144, 303 to 5.216, 303 and new response = 818571; previous integration is from x, y = 5.144, 303 to 5.216, 1827 and previous response = 815302. | | | ✓ | |
| CmdSetTargetCompoundAttribute | BL2000\sean | 1/3/2022 1:22:43 PM | Set UserAnnotation = CO for compound 1,2-Dichlorobenzene in sample Dec3006.D; previous value = | | | ✓ | |
| CmdManuallyIntegrateApplyTargetRtToQualifier | BL2000\sean | 1/3/2022 1:22:45 PM | Apply target integration range 5.144-5.216 to qualifier 148.0 for compound 1,2-Dichlorobenzene in sample Dec3006.D, new integration is from x, y = 5.144, 517 to 5.216, 970 and new response = 515891; previously no peak. | | | ✓ | |

Audit Trail report

| Name | User | Time | Action | Reason | Comment | Succeed | Exception |
|--|-------------|---------------------|--|--------|---------|---------|-----------|
| CmdManuallyIntegrateApplyTargetRtToQualifier | BL2000\sean | 1/3/2022 1:22:46 PM | Apply target integration range 5.144-5.216 to qualifier 111.0 for compound 1,2-Dichlorobenzene in sample Dec3006.D, new integration is from x, y = 5.144, 204 to 5.216, 673 and new response = 325731; previously no peak. | | | ✓ | |
| CmdManuallyIntegrateApplyTargetRtToQualifier | BL2000\sean | 1/3/2022 1:22:51 PM | Apply target integration range 5.155-5.278 to qualifier 107.0 for compound Benzyl Alcohol in sample Dec3006.D, new integration is from x, y = 5.155, 337 to 5.278, 2557 and new response = 272484; previously no peak. | | | ✓ | |
| CmdManuallyIntegrateDropBaseline | BL2000\sean | 1/3/2022 1:22:53 PM | Drop baseline for qualifier 107.0 of compound Benzyl Alcohol in sample Dec3006.D to y = 337, new integration is from x, y = 5.155, 337 to 5.278, 337 and new response = 280598; previous integration is from x, y = 5.155, 337 to 5.278, 2557 and previous response = 272484. | | | ✓ | |
| CmdManuallyIntegratePeak | BL2000\sean | 1/3/2022 1:23:02 PM | Manually integrate compound 4Methylphenol/3Methylphenol in sample Dec3006.D, from x, y = 5.461, 545869 to 5.594, 652128, result = -3811717; previous integration is from x, y = 5.308, 2007 to 5.400, 1971 and previous response = 677048. | | | ✓ | |
| CmdManuallyIntegrateSnapBaseline | BL2000\sean | 1/3/2022 1:23:03 PM | Snap baseline for compound 4Methylphenol/3Methylphenol in sample Dec3006.D, from x = 5.461 to x = 5.594, new integration is from x, y = 5.461, 2428 to 5.594, 7705 and new response = 920139; previous integration is from x, y = 5.461, 545869 to 5.594, 652128 and previous response = -3811717. | | | ✓ | |
| CmdManuallyIntegrateDropBaseline | BL2000\sean | 1/3/2022 1:23:04 PM | Drop baseline for compound 4Methylphenol/3Methylphenol in sample Dec3006.D to y = 2428, new integration is from x, y = 5.461, 2428 to 5.594, 2428 and new response = 941160; previous integration is from x, y = 5.461, 2428 to 5.594, 7705 and previous response = 920139. | | | ✓ | |
| CmdSetTargetCompoundAttribute | BL2000\sean | 1/3/2022 1:23:05 PM | Set UserAnnotation = CO for compound 4Methylphenol/3Methylphenol in sample Dec3006.D; previous value = | | | ✓ | |
| CmdManuallyIntegrateApplyTargetRtToQualifier | BL2000\sean | 1/3/2022 1:23:08 PM | Apply target integration range 5.461-5.594 to qualifier 108.0 for compound 4Methylphenol/3Methylphenol in sample Dec3006.D, new integration is from x, y = 5.461, 2701 to 5.594, 6834 and new response = 768062; previously no peak. | | | ✓ | |

Audit Trail report

| Name | User | Time | Action | Reason | Comment | Succeed | Exception |
|----------------------------------|-------------|---------------------|--|--------|---------|---------|-----------|
| CmdManuallyIntegrateDropBaseline | BL2000\sean | 1/3/2022 1:23:09 PM | Drop baseline for qualifier 108.0 of compound 4Methylphenol/3Methylphenol in sample Dec3006.D to y = 2701, new integration is from x, y = 5.461, 2701 to 5.594, 2701 and new response = 784526; previous integration is from x, y = 5.461, 2701 to 5.594, 6834 and previous response = 768062. | | | ✓ | |
| CmdManuallyIntegrateSplit | BL2000\sean | 1/3/2022 1:23:16 PM | Split qualifier 77.0 of compound Nitrobenzene in sample Dec3006.D and keep right peak, new integration is from x, y = 5.604, 3059.41737924749 to 5.716, 2772.31464292071 and new response = 491814, previous integration is from x, y = 5.492, 3346 to 5.716, 2772 and previous response = 736303. | | | ✓ | |
| CmdManuallyIntegrateSplit | BL2000\sean | 1/3/2022 1:23:21 PM | Split qualifier 109.0 of compound 2-Nitrophenol in sample Dec3006.D and keep left peak, new integration is from x, y = 5.982, 285.5 to 6.085, 285.5 and new response = 76062, previous integration is from x, y = 5.982, 286 to 6.126, 286 and previous response = 85473. | | | ✓ | |
| CmdManuallyIntegrateSplit | BL2000\sean | 1/3/2022 1:23:35 PM | Split peak for compound Naphthalene in sample Dec3006.D and keep left peak, new integration is from x, y = 6.424, 1008.12592359276 to 6.485, 1178.77645406846 and new response = 1845864, previous integration is from x, y = 6.424, 1008 to 6.526, 1293 and previous response = 2443752. | | | ✓ | |
| CmdSetTargetCompoundAttribute | BL2000\sean | 1/3/2022 1:23:36 PM | Set UserAnnotation = CO for compound Naphthalene in sample Dec3006.D; previous value = | | | ✓ | |
| CmdManuallyIntegrateSplit | BL2000\sean | 1/3/2022 1:23:39 PM | Split qualifier 129.0 of compound Naphthalene in sample Dec3006.D and keep left peak, new integration is from x, y = 6.435, 831.53898777503 to 6.485, 886.699678966314 and new response = 200193, previous integration is from x, y = 6.435, 832 to 6.526, 931 and previous response = 237455. | | | ✓ | |
| CmdManuallyIntegrateSplit | BL2000\sean | 1/3/2022 1:23:41 PM | Split qualifier 102.0 of compound Naphthalene in sample Dec3006.D and keep left peak, new integration is from x, y = 6.424, 0 to 6.485, 0 and new response = 170038, previous integration is from x, y = 6.424, 0 to 6.526, 0 and previous response = 196592. | | | ✓ | |

Audit Trail report

| Name | User | Time | Action | Reason | Comment | Succeed | Exception |
|--|-------------|---------------------|--|--------|---------|---------|-----------|
| CmdManuallyIntegrateSplit | BL2000\sean | 1/3/2022 1:23:46 PM | Split peak for compound 4-Chlorophenol in sample Dec3006.D and keep left peak, new integration is from x, y = 6.475, 371.687296292166 to 6.526, 411.078038709835 and new response = 180413, previous integration is from x, y = 6.475, 372 to 6.578, 450 and previous response = 209560. | | | ✓ | |
| CmdManuallyIntegrateApplyTargetRtToQualifier | BL2000\sean | 1/3/2022 1:23:49 PM | Apply target integration range 6.475-6.526 to qualifier 128.0 for compound 4-Chlorophenol in sample Dec3006.D, new integration is from x, y = 6.475, 38280 to 6.526, 30552 and new response = 514321; previous integration is from x, y = 6.424, 872 to 6.526, 1111 and previous response = 2444730. | | | ✓ | |
| CmdManuallyIntegrateDropBaseline | BL2000\sean | 1/3/2022 1:23:50 PM | Drop baseline for qualifier 128.0 of compound 4-Chlorophenol in sample Dec3006.D to y = 30552, new integration is from x, y = 6.475, 30552 to 6.526, 30552 and new response = 526226; previous integration is from x, y = 6.475, 38280 to 6.526, 30552 and previous response = 514321. | | | ✓ | |
| CmdManuallyIntegrateApplyTargetRtToQualifier | BL2000\sean | 1/3/2022 1:23:54 PM | Apply target integration range 6.526-6.619 to qualifier 129.0 for compound p-Chloroaniline in sample Dec3006.D, new integration is from x, y = 6.526, 2878 to 6.619, 7073 and new response = 222868; previously no peak. | | | ✓ | |
| CmdManuallyIntegrateDropBaseline | BL2000\sean | 1/3/2022 1:23:56 PM | Drop baseline for qualifier 129.0 of compound p-Chloroaniline in sample Dec3006.D to y = 2878, new integration is from x, y = 6.526, 2878 to 6.619, 2878 and new response = 234501; previous integration is from x, y = 6.526, 2878 to 6.619, 7073 and previous response = 222868. | | | ✓ | |
| CmdManuallyIntegrateApplyTargetRtToQualifier | BL2000\sean | 1/3/2022 1:23:57 PM | Apply target integration range 6.526-6.619 to qualifier 65.0 for compound p-Chloroaniline in sample Dec3006.D, new integration is from x, y = 6.526, 11845 to 6.619, 6498 and new response = 230535; previously no peak. | | | ✓ | |
| CmdManuallyIntegrateDropBaseline | BL2000\sean | 1/3/2022 1:23:58 PM | Drop baseline for qualifier 65.0 of compound p-Chloroaniline in sample Dec3006.D to y = 6498, new integration is from x, y = 6.526, 6498 to 6.619, 6498 and new response = 245363; previous integration is from x, y = 6.526, 11845 to 6.619, 6498 and previous response = 230535. | | | ✓ | |

Audit Trail report

| Name | User | Time | Action | Reason | Comment | Succeed | Exception |
|--|-------------|---------------------|---|--------|---------|---------|-----------|
| CmdManuallyIntegrateSplit | BL2000\sean | 1/3/2022 1:24:12 PM | Split peak for compound 2,4,6-Trichlorophenol in sample Dec3006.D and keep left peak, new integration is from x, y = 7.615, 83.9676943320546 to 7.666, 114.300355862775 and new response = 338155, previous integration is from x, y = 7.615, 84 to 7.769, 175 and previous response = 696288. | | | ✓ | |
| CmdSetTargetCompoundAttribute | BL2000\sean | 1/3/2022 1:24:13 PM | Set UserAnnotation = CO for compound 2,4,6-Trichlorophenol in sample Dec3006.D; previous value = | | | ✓ | |
| CmdManuallyIntegrateSplit | BL2000\sean | 1/3/2022 1:24:15 PM | Split qualifier 198.0 of compound 2,4,6-Trichlorophenol in sample Dec3006.D and keep left peak, new integration is from x, y = 7.615, 63.8797580779428 to 7.666, 87.143054374031 and new response = 324306, previous integration is from x, y = 7.615, 64 to 7.769, 134 and previous response = 669438. | | | ✓ | |
| CmdManuallyIntegrateSplit | BL2000\sean | 1/3/2022 1:24:19 PM | Split peak for compound 2,4,5-Trichlorophenol in sample Dec3006.D and keep right peak, new integration is from x, y = 7.666, 97.9953182782698 to 7.769, 161.019415582196 and new response = 359030, previous integration is from x, y = 7.615, 67 to 7.769, 161 and previous response = 696423. | | | ✓ | |
| CmdSetTargetCompoundAttribute | BL2000\sean | 1/3/2022 1:24:20 PM | Set UserAnnotation = CO for compound 2,4,5-Trichlorophenol in sample Dec3006.D; previous value = | | | ✓ | |
| CmdManuallyIntegrateSplit | BL2000\sean | 1/3/2022 1:24:23 PM | Split qualifier 198.0 of compound 2,4,5-Trichlorophenol in sample Dec3006.D and keep right peak, new integration is from x, y = 7.666, 0 to 7.769, 0 and new response = 346360, previous integration is from x, y = 7.615, 0 to 7.769, 0 and previous response = 670898. | | | ✓ | |
| CmdManuallyIntegrateApplyTargetRtToQualifier | BL2000\sean | 1/3/2022 1:24:30 PM | Apply target integration range 8.302-8.415 to qualifier 153.1 for compound Acenaphthylene in sample Dec3006.D, new integration is from x, y = 8.302, 0 to 8.415, 2324 and new response = 288776; previous integration is from x, y = 8.517, 0 to 8.630, 0 and previous response = 1479219. | | | ✓ | |

Audit Trail report

| Name | User | Time | Action | Reason | Comment | Succeed | Exception |
|--|-------------|---------------------|---|--------|---------|---------|-----------|
| CmdManuallyIntegrateDropBaseline | BL2000\sean | 1/3/2022 1:24:31 PM | Drop baseline for qualifier 153.1 of compound Acenaphthylene in sample Dec3006.D to y = 0, new integration is from x, y = 8.302, 0 to 8.415, 0 and new response = 296622; previous integration is from x, y = 8.302, 0 to 8.415, 2324 and previous response = 288776. | | | ✓ | |
| CmdManuallyIntegrateApplyTargetRtToQualifier | BL2000\sean | 1/3/2022 1:24:37 PM | Apply target integration range 8.527-8.619 to qualifier 152.0 for compound Acenaphthene in sample Dec3006.D, new integration is from x, y = 8.527, 2710 to 8.619, 4167 and new response = 702552; previous integration is from x, y = 8.313, 802 to 8.415, 978 and previous response = 2067876. | | | ✓ | |
| CmdManuallyIntegrateDropBaseline | BL2000\sean | 1/3/2022 1:24:38 PM | Drop baseline for qualifier 152.0 of compound Acenaphthene in sample Dec3006.D to y = 2710, new integration is from x, y = 8.527, 2710 to 8.619, 2710 and new response = 706576; previous integration is from x, y = 8.527, 2710 to 8.619, 4167 and previous response = 702552. | | | ✓ | |
| CmdManuallyIntegrateApplyTargetRtToQualifier | BL2000\sean | 1/3/2022 1:24:42 PM | Apply target integration range 8.619-8.701 to qualifier 154.0 for compound 2,4-Dinitrophenol in sample Dec3006.D, new integration is from x, y = 8.619, 3643 to 8.701, 2689 and new response = 45489; previous integration is from x, y = 8.527, 905 to 8.619, 897 and previous response = 1333047. | | | ✓ | |
| CmdManuallyIntegrateDropBaseline | BL2000\sean | 1/3/2022 1:24:43 PM | Drop baseline for qualifier 154.0 of compound 2,4-Dinitrophenol in sample Dec3006.D to y = 2689, new integration is from x, y = 8.619, 2689 to 8.701, 2689 and new response = 47831; previous integration is from x, y = 8.619, 3643 to 8.701, 2689 and previous response = 45489. | | | ✓ | |
| CmdManuallyIntegrateApplyTargetRtToQualifier | BL2000\sean | 1/3/2022 1:24:48 PM | Apply target integration range 8.752-8.885 to qualifier 139.0 for compound 4-Nitrophenol in sample Dec3006.D, new integration is from x, y = 8.752, 12803 to 8.885, 2784 and new response = 830931; previous integration is from x, y = 8.742, 459 to 8.844, 622 and previous response = 883164. | | | ✓ | |

Audit Trail report

| Name | User | Time | Action | Reason | Comment | Succeed | Exception |
|--|-------------|---------------------|--|--------|---------|---------|-----------|
| CmdManuallyIntegrateDropBaseline | BL2000\sean | 1/3/2022 1:24:49 PM | Drop baseline for qualifier 139.0 of compound 4-Nitrophenol in sample Dec3006.D to y = 2784, new integration is from x, y = 8.752, 2784 to 8.885, 2784 and new response = 870907; previous integration is from x, y = 8.752, 12803 to 8.885, 2784 and previous response = 830931. | | | ✓ | |
| CmdManuallyIntegrateApplyTargetRtToQualifier | BL2000\sean | 1/3/2022 1:24:51 PM | Apply target integration range 8.752-8.885 to qualifier 65.0 for compound 4-Nitrophenol in sample Dec3006.D, new integration is from x, y = 8.752, 3320 to 8.885, 3937 and new response = 109656; previous integration is from x, y = 8.752, 2424 to 8.875, 2305 and previous response = 118780. | | | ✓ | |
| CmdManuallyIntegrateDropBaseline | BL2000\sean | 1/3/2022 1:24:52 PM | Drop baseline for qualifier 65.0 of compound 4-Nitrophenol in sample Dec3006.D to y = 3320, new integration is from x, y = 8.752, 3320 to 8.885, 3320 and new response = 112117; previous integration is from x, y = 8.752, 3320 to 8.885, 3937 and previous response = 109656. | | | ✓ | |
| CmdManuallyIntegrateQualifierPeak | BL2000\sean | 1/3/2022 1:24:58 PM | Manually integrate qualifier 139.0 of compound 4-Nitrophenol in sample Dec3006.D, from x, y = 8.783, 33496 to 8.885, 2784, result = -17452; previous integration is from x, y = 8.752, 2784 to 8.885, 2784 and previous response = 870907. | | | ✓ | |
| CmdManuallyIntegrateDropBaseline | BL2000\sean | 1/3/2022 1:24:59 PM | Drop baseline for qualifier 139.0 of compound 4-Nitrophenol in sample Dec3006.D to y = 2784, new integration is from x, y = 8.783, 2784 to 8.885, 2784 and new response = 76819; previous integration is from x, y = 8.783, 33496 to 8.885, 2784 and previous response = -17452. | | | ✓ | |
| CmdManuallyIntegrateSplit | BL2000\sean | 1/3/2022 1:25:05 PM | Split qualifier 63.0 of compound 2,4-Dinitrotoluene in sample Dec3006.D and keep right peak, new integration is from x, y = 8.783, 2265.00404044392 to 8.844, 2143.89107274454 and new response = 153282, previous integration is from x, y = 8.742, 2346 to 8.844, 2144 and previous response = 292691. | | | ✓ | |

Audit Trail report

| Name | User | Time | Action | Reason | Comment | Succeed | Exception |
|--|-------------|---------------------|---|--------|---------|---------|-----------|
| CmdManuallyIntegrateApplyTargetRtToQualifier | BL2000\sean | 1/3/2022 1:25:10 PM | Apply target integration range 9.151-9.233 to qualifier 167.0 for compound Fluorene in sample Dec3006.D, new integration is from x, y = 9.151, 257 to 9.233, 1060 and new response = 233368; previous integration is from x, y = 9.284, 0 to 9.499, 0 and previous response = 402198. | | | ✓ | |
| CmdManuallyIntegrateDropBaseline | BL2000\sean | 1/3/2022 1:25:11 PM | Drop baseline for qualifier 167.0 of compound Fluorene in sample Dec3006.D to y = 257, new integration is from x, y = 9.151, 257 to 9.233, 257 and new response = 235340; previous integration is from x, y = 9.151, 257 to 9.233, 1060 and previous response = 233368. | | | ✓ | |
| CmdManuallyIntegratePeak | BL2000\sean | 1/3/2022 1:25:26 PM | Manually integrate compound Anthracene in sample Dec3006.D, from x, y = 10.363, 1184394 to 10.434, 1390648, result = -3494642; previous integration is from x, y = 10.292, 0 to 10.363, 0 and previous response = 2271550. | | | ✓ | |
| CmdManuallyIntegrateSnapBaseline | BL2000\sean | 1/3/2022 1:25:28 PM | Snap baseline for compound Anthracene in sample Dec3006.D, from x = 10.363 to x = 10.434, new integration is from x, y = 10.363, 7857 to 10.434, 10362 and new response = 1943720; previous integration is from x, y = 10.363, 1184394 to 10.434, 1390648 and previous response = -3494642. | | | ✓ | |
| CmdManuallyIntegrateDropBaseline | BL2000\sean | 1/3/2022 1:25:29 PM | Drop baseline for compound Anthracene in sample Dec3006.D to y = 7857, new integration is from x, y = 10.363, 7857 to 10.434, 7857 and new response = 1949048; previous integration is from x, y = 10.363, 7857 to 10.434, 10362 and previous response = 1943720. | | | ✓ | |
| CmdSetTargetCompoundAttribute | BL2000\sean | 1/3/2022 1:25:30 PM | Set UserAnnotation = CO for compound Anthracene in sample Dec3006.D; previous value = | | | ✓ | |
| CmdManuallyIntegrateApplyTargetRtToQualifier | BL2000\sean | 1/3/2022 1:25:32 PM | Apply target integration range 10.363-10.434 to qualifier 176.0 for compound Anthracene in sample Dec3006.D, new integration is from x, y = 10.363, 1975 to 10.434, 2328 and new response = 362022; previously no peak. | | | ✓ | |

Audit Trail report

| Name | User | Time | Action | Reason | Comment | Succeed | Exception |
|----------------------------------|-------------|---------------------|---|--------|---------|---------|-----------|
| CmdManuallyIntegrateDropBaseline | BL2000\sean | 1/3/2022 1:25:33 PM | Drop baseline for qualifier 176.0 of compound Anthracene in sample Dec3006.D to y = 1975, new integration is from x, y = 10.363, 1975 to 10.434, 1975 and new response = 362773; previous integration is from x, y = 10.363, 1975 to 10.434, 2328 and previous response = 362022. | | | ✓ | |
| CmdSaveBatchTable | BL2000\sean | 1/3/2022 1:26:10 PM | Save batch \\MASSHUNTER\Org\Data\SV5973N.I\sd123021\1 DoD bna\QuantResults\123021 bna 1.batch.bin | | | ✓ | |
| CmdZeroOutPeak | BL2000\sean | 1/3/2022 1:26:26 PM | Zero out primary peak of compound 2,6-Dinitrotoluene in sample Dec3007.D | | | ✓ | |
| CmdSetTargetCompoundAttribute | BL2000\sean | 1/3/2022 1:26:28 PM | Set UserAnnotation = INT for compound 2,6-Dinitrotoluene in sample Dec3007.D; previous value = | | | ✓ | |
| CmdZeroOutPeak | BL2000\sean | 1/3/2022 1:26:30 PM | Zero out primary peak of compound Dimethyl Phthalate in sample Dec3007.D | | | ✓ | |
| CmdSetTargetCompoundAttribute | BL2000\sean | 1/3/2022 1:26:31 PM | Set UserAnnotation = INT for compound Dimethyl Phthalate in sample Dec3007.D; previous value = | | | ✓ | |
| CmdZeroOutPeak | BL2000\sean | 1/3/2022 1:26:34 PM | Zero out primary peak of compound N-nitroso-Di-n-propylamine in sample Dec3007.D | | | ✓ | |
| CmdSetTargetCompoundAttribute | BL2000\sean | 1/3/2022 1:26:35 PM | Set UserAnnotation = INT for compound N-nitroso-Di-n-propylamine in sample Dec3007.D; previous value = | | | ✓ | |
| CmdManuallyIntegratePeak | BL2000\sean | 1/3/2022 1:27:07 PM | Manually integrate compound Pyridine in sample Dec3008.D, from x, y = 2.468, 679 to 2.673, 851, result = 86269; previous integration is from x, y = 2.469, 1012 to 2.673, 1077 and previous response = 77444. | | | ✓ | |
| CmdManuallyIntegrateDropBaseline | BL2000\sean | 1/3/2022 1:27:08 PM | Drop baseline for compound Pyridine in sample Dec3008.D to y = 679, new integration is from x, y = 2.468, 679 to 2.673, 679 and new response = 87322; previous integration is from x, y = 2.468, 679 to 2.673, 851 and previous response = 86269. | | | ✓ | |
| CmdSetTargetCompoundAttribute | BL2000\sean | 1/3/2022 1:27:11 PM | Set UserAnnotation = BA for compound Pyridine in sample Dec3008.D; previous value = | | | ✓ | |

Audit Trail report

| Name | User | Time | Action | Reason | Comment | Succeed | Exception |
|-----------------------------------|-------------|---------------------|--|--------|---------|---------|-----------|
| CmdManuallyIntegratePeak | BL2000\sean | 1/3/2022 1:27:16 PM | Manually integrate compound Aniline in sample Dec3008.D, from x, y = 4.613, 393345 to 4.889, 434279, result = -6031001; previous integration is from x, y = 4.715, 761 to 4.858, 1036 and previous response = 595435. | | | ✓ | |
| CmdManuallyIntegrateSnapBaseline | BL2000\sean | 1/3/2022 1:27:17 PM | Snap baseline for compound Aniline in sample Dec3008.D, from x = 4.613 to x = 4.889, new integration is from x, y = 4.613, 1581 to 4.889, 2494 and new response = 781807; previous integration is from x, y = 4.613, 393345 to 4.889, 434279 and previous response = -6031001. | | | ✓ | |
| CmdManuallyIntegrateDropBaseline | BL2000\sean | 1/3/2022 1:27:18 PM | Drop baseline for compound Aniline in sample Dec3008.D to y = 1581, new integration is from x, y = 4.613, 1581 to 4.889, 1581 and new response = 789360; previous integration is from x, y = 4.613, 1581 to 4.889, 2494 and previous response = 781807. | | | ✓ | |
| CmdManuallyIntegrateSplit | BL2000\sean | 1/3/2022 1:27:19 PM | Split peak for compound Aniline in sample Dec3008.D and keep left peak, new integration is from x, y = 4.613, 1581 to 4.715, 1581 and new response = 197265, previous integration is from x, y = 4.613, 1581 to 4.889, 1581 and previous response = 789360. | | | ✓ | |
| CmdSetTargetCompoundAttribute | BL2000\sean | 1/3/2022 1:27:22 PM | Set UserAnnotation = BA for compound Aniline in sample Dec3008.D; previous value = | | | ✓ | |
| CmdManuallyIntegrateQualifierPeak | BL2000\sean | 1/3/2022 1:27:28 PM | Manually integrate qualifier 66.0 of compound Aniline in sample Dec3008.D, from x, y = 4.623, 971 to 4.664, 24663, result = 69170; previous integration is from x, y = 4.623, 971 to 4.715, 1083 and previous response = 305553. | | | ✓ | |
| CmdManuallyIntegrateDropBaseline | BL2000\sean | 1/3/2022 1:27:29 PM | Drop baseline for qualifier 66.0 of compound Aniline in sample Dec3008.D to y = 971, new integration is from x, y = 4.623, 971 to 4.664, 971 and new response = 98205; previous integration is from x, y = 4.623, 971 to 4.664, 24663 and previous response = 69170. | | | ✓ | |
| CmdManuallyIntegrateQualifierPeak | BL2000\sean | 1/3/2022 1:27:33 PM | Manually integrate qualifier 65.0 of compound Aniline in sample Dec3008.D, from x, y = 4.628, 1300 to 4.664, 12359, result = 37798; previous integration is from x, y = 4.628, 1300 to 4.715, 1413 and previous response = 203805. | | | ✓ | |

Audit Trail report

| Name | User | Time | Action | Reason | Comment | Succeed | Exception |
|--|-------------|---------------------|--|--------|---------|---------|-----------|
| CmdManuallyIntegrateDropBaseline | BL2000\sean | 1/3/2022 1:27:34 PM | Drop baseline for qualifier 65.0 of compound Aniline in sample Dec3008.D to y = 1300, new integration is from x, y = 4.628, 1300 to 4.664, 1300 and new response = 49581; previous integration is from x, y = 4.628, 1300 to 4.664, 12359 and previous response = 37798. | | | ✓ | |
| CmdManuallyIntegrateQualifierPeak | BL2000\sean | 1/3/2022 1:27:41 PM | Manually integrate qualifier 66.0 of compound Phenol in sample Dec3008.D, from x, y = 4.664, 42183 to 4.715, 992, result = 144486; previous integration is from x, y = 4.618, 879 to 4.715, 992 and previous response = 306036. | | | ✓ | |
| CmdManuallyIntegrateDropBaseline | BL2000\sean | 1/3/2022 1:27:42 PM | Drop baseline for qualifier 66.0 of compound Phenol in sample Dec3008.D to y = 992, new integration is from x, y = 4.664, 992 to 4.715, 992 and new response = 207591; previous integration is from x, y = 4.664, 42183 to 4.715, 992 and previous response = 144486. | | | ✓ | |
| CmdManuallyIntegrateSplit | BL2000\sean | 1/3/2022 1:27:48 PM | Split peak for compound bis(-2-Chloroethyl)Ether in sample Dec3008.D and keep left peak, new integration is from x, y = 4.705, 937.131202403743 to 4.756, 959.025729678894 and new response = 572685, previous integration is from x, y = 4.705, 937 to 4.807, 981 and previous response = 784462. | | | ✓ | |
| CmdSetTargetCompoundAttribute | BL2000\sean | 1/3/2022 1:27:49 PM | Set UserAnnotation = CO for compound bis(-2-Chloroethyl)Ether in sample Dec3008.D; previous value = | | | ✓ | |
| CmdManuallyIntegrateApplyTargetRtToQualifier | BL2000\sean | 1/3/2022 1:27:51 PM | Apply target integration range 4.705-4.756 to qualifier 64.0 for compound bis(-2-Chloroethyl)Ether in sample Dec3008.D, new integration is from x, y = 4.705, 1293 to 4.756, 3232 and new response = 16785; previous integration is from x, y = 4.756, 512 to 4.838, 552 and previous response = 283074. | | | ✓ | |
| CmdManuallyIntegrateDropBaseline | BL2000\sean | 1/3/2022 1:27:52 PM | Drop baseline for qualifier 64.0 of compound bis(-2-Chloroethyl)Ether in sample Dec3008.D to y = 1293, new integration is from x, y = 4.705, 1293 to 4.756, 1293 and new response = 19755; previous integration is from x, y = 4.705, 1293 to 4.756, 3232 and previous response = 16785. | | | ✓ | |

Audit Trail report

| Name | User | Time | Action | Reason | Comment | Succeed | Exception |
|-------------------------------|-------------|---------------------|--|--------|---------|---------|-----------|
| CmdManuallyIntegrateSplit | BL2000\sean | 1/3/2022 1:27:59 PM | Split peak for compound 1,3-Dichlorobenzene in sample Dec3008.D and keep left peak, new integration is from x, y = 4.899, 0 to 4.981, 0 and new response = 599018, previous integration is from x, y = 4.899, 0 to 5.083, 0 and previous response = 1179458. | | | ✓ | |
| CmdSetTargetCompoundAttribute | BL2000\sean | 1/3/2022 1:28:01 PM | Set UserAnnotation = CO for compound 1,3-Dichlorobenzene in sample Dec3008.D; previous value = | | | ✓ | |
| CmdManuallyIntegrateSplit | BL2000\sean | 1/3/2022 1:28:04 PM | Split qualifier 148.0 of compound 1,3-Dichlorobenzene in sample Dec3008.D and keep left peak, new integration is from x, y = 4.879, 0 to 4.971, 0 and new response = 386622, previous integration is from x, y = 4.879, 0 to 5.083, 0 and previous response = 765111. | | | ✓ | |
| CmdManuallyIntegrateSplit | BL2000\sean | 1/3/2022 1:28:06 PM | Split qualifier 111.0 of compound 1,3-Dichlorobenzene in sample Dec3008.D and keep left peak, new integration is from x, y = 4.899, 0 to 4.971, 0 and new response = 235423, previous integration is from x, y = 4.899, 0 to 5.063, 0 and previous response = 459930. | | | ✓ | |
| CmdManuallyIntegrateSplit | BL2000\sean | 1/3/2022 1:28:11 PM | Split peak for compound 1,4-Dichlorobenzene in sample Dec3008.D and keep right peak, new integration is from x, y = 4.981, 0 to 5.083, 0 and new response = 580441, previous integration is from x, y = 4.899, 0 to 5.083, 0 and previous response = 1179458. | | | ✓ | |
| CmdSetTargetCompoundAttribute | BL2000\sean | 1/3/2022 1:28:13 PM | Set UserAnnotation = CO for compound 1,4-Dichlorobenzene in sample Dec3008.D; previous value = | | | ✓ | |
| CmdManuallyIntegrateSplit | BL2000\sean | 1/3/2022 1:28:15 PM | Split qualifier 148.0 of compound 1,4-Dichlorobenzene in sample Dec3008.D and keep right peak, new integration is from x, y = 4.971, 0 to 5.083, 0 and new response = 378489, previous integration is from x, y = 4.879, 0 to 5.083, 0 and previous response = 765111. | | | ✓ | |
| CmdManuallyIntegrateSplit | BL2000\sean | 1/3/2022 1:28:16 PM | Split qualifier 111.0 of compound 1,4-Dichlorobenzene in sample Dec3008.D and keep right peak, new integration is from x, y = 4.971, 0 to 5.063, 0 and new response = 224507, previous integration is from x, y = 4.899, 0 to 5.063, 0 and previous response = 459930. | | | ✓ | |

Audit Trail report

| Name | User | Time | Action | Reason | Comment | Succeed | Exception |
|--|-------------|---------------------|--|--------|---------|---------|-----------|
| CmdManuallyIntegrateApplyTargetRtToQualifier | BL2000\sean | 1/3/2022 1:28:21 PM | Apply target integration range 5.144-5.246 to qualifier 148.0 for compound 1,2-Dichlorobenzene in sample Dec3008.D, new integration is from x, y = 5.144, 301 to 5.246, 663 and new response = 404949; previously no peak. | | | ✓ | |
| CmdManuallyIntegrateApplyTargetRtToQualifier | BL2000\sean | 1/3/2022 1:28:22 PM | Apply target integration range 5.144-5.246 to qualifier 111.0 for compound 1,2-Dichlorobenzene in sample Dec3008.D, new integration is from x, y = 5.144, 322 to 5.246, 227 and new response = 258072; previously no peak. | | | ✓ | |
| CmdManuallyIntegratePeak | BL2000\sean | 1/3/2022 1:28:30 PM | Manually integrate compound 4Methylphenol/3Methylphenol in sample Dec3008.D, from x, y = 5.491, 443545 to 5.583, 486264, result = -1843244; previous integration is from x, y = 5.308, 1687 to 5.400, 1632 and previous response = 490315. | | | ✓ | |
| CmdManuallyIntegratePeak | BL2000\sean | 1/3/2022 1:28:33 PM | Manually integrate compound 4Methylphenol/3Methylphenol in sample Dec3008.D, from x, y = 5.471, 307930 to 5.583, 325754, result = -1412177; previous integration is from x, y = 5.491, 443545 to 5.583, 486264 and previous response = -1843244. | | | ✓ | |
| CmdManuallyIntegrateSnapBaseline | BL2000\sean | 1/3/2022 1:28:35 PM | Snap baseline for compound 4Methylphenol/3Methylphenol in sample Dec3008.D, from x = 5.471 to x = 5.583, new integration is from x, y = 5.471, 1838 to 5.583, 6087 and new response = 696631; previous integration is from x, y = 5.471, 307930 to 5.583, 325754 and previous response = -1412177. | | | ✓ | |
| CmdManuallyIntegrateDropBaseline | BL2000\sean | 1/3/2022 1:28:36 PM | Drop baseline for compound 4Methylphenol/3Methylphenol in sample Dec3008.D to y = 1838, new integration is from x, y = 5.471, 1838 to 5.583, 1838 and new response = 710950; previous integration is from x, y = 5.471, 1838 to 5.583, 6087 and previous response = 696631. | | | ✓ | |
| CmdSetTargetCompoundAttribute | BL2000\sean | 1/3/2022 1:28:36 PM | Set UserAnnotation = CO for compound 4Methylphenol/3Methylphenol in sample Dec3008.D; previous value = | | | ✓ | |
| CmdManuallyIntegrateApplyTargetRtToQualifier | BL2000\sean | 1/3/2022 1:28:37 PM | Apply target integration range 5.471-5.583 to qualifier 108.0 for compound 4Methylphenol/3Methylphenol in sample Dec3008.D, new integration is from x, y = 5.471, 1817 to 5.583, 6067 and new response = 572932; previously no peak. | | | ✓ | |

Audit Trail report

| Name | User | Time | Action | Reason | Comment | Succeed | Exception |
|-----------------------------------|-------------|---------------------|--|--------|---------|---------|-----------|
| CmdManuallyIntegrateDropBaseline | BL2000\sean | 1/3/2022 1:28:38 PM | Drop baseline for qualifier 108.0 of compound 4Methylphenol/3Methylphenol in sample Dec3008.D to y = 1817, new integration is from x, y = 5.471, 1817 to 5.583, 1817 and new response = 587255; previous integration is from x, y = 5.471, 1817 to 5.583, 6067 and previous response = 572932. | | | ✓ | |
| CmdManuallyIntegrateSplit | BL2000\sean | 1/3/2022 1:28:48 PM | Split qualifier 77.0 of compound Nitrobenzene in sample Dec3008.D and keep right peak, new integration is from x, y = 5.594, 2417.00935600595 to 5.706, 2150.37608070444 and new response = 364558, previous integration is from x, y = 5.491, 2659 to 5.706, 2150 and previous response = 566741. | | | ✓ | |
| CmdManuallyIntegrateSplit | BL2000\sean | 1/3/2022 1:28:56 PM | Split qualifier 109.0 of compound 2-Nitrophenol in sample Dec3008.D and keep left peak, new integration is from x, y = 5.972, 172.111111111111 to 6.095, 172.111111111111 and new response = 62045, previous integration is from x, y = 5.972, 172 to 6.126, 172 and previous response = 68766. | | | ✓ | |
| CmdManuallyIntegrateQualifierPeak | BL2000\sean | 1/3/2022 1:29:04 PM | Manually integrate qualifier 109.0 of compound 2-Nitrophenol in sample Dec3008.D, from x, y = 5.982, 880 to 6.064, 982, result = 54341; previous integration is from x, y = 5.972, 172 to 6.095, 172 and previous response = 62045. | | | ✓ | |
| CmdManuallyIntegrateSplit | BL2000\sean | 1/3/2022 1:29:19 PM | Split peak for compound Naphthalene in sample Dec3008.D and keep left peak, new integration is from x, y = 6.424, 809.396629041727 to 6.485, 963.062871272689 and new response = 1512667, previous integration is from x, y = 6.424, 809 to 6.526, 1066 and previous response = 1925864. | | | ✓ | |
| CmdSetTargetCompoundAttribute | BL2000\sean | 1/3/2022 1:29:21 PM | Set UserAnnotation = CO for compound Naphthalene in sample Dec3008.D; previous value = | | | ✓ | |
| CmdManuallyIntegrateSplit | BL2000\sean | 1/3/2022 1:29:22 PM | Split qualifier 129.0 of compound Naphthalene in sample Dec3008.D and keep left peak, new integration is from x, y = 6.427, 458.596481751334 to 6.485, 502.800033015741 and new response = 164738, previous integration is from x, y = 6.427, 459 to 6.526, 534 and previous response = 194146. | | | ✓ | |

Audit Trail report

| Name | User | Time | Action | Reason | Comment | Succeed | Exception |
|--|-------------|---------------------|--|--------|---------|---------|-----------|
| CmdManuallyIntegrateSplit | BL2000\sean | 1/3/2022 1:29:24 PM | Split qualifier 102.0 of compound Naphthalene in sample Dec3008.D and keep left peak, new integration is from x, y = 6.413, 0 to 6.485, 0 and new response = 135400, previous integration is from x, y = 6.413, 0 to 6.526, 0 and previous response = 154293. | | | ✓ | |
| CmdManuallyIntegrateSplit | BL2000\sean | 1/3/2022 1:29:27 PM | Split peak for compound 4-Chlorophenol in sample Dec3008.D and keep left peak, new integration is from x, y = 6.485, 417.743260754258 to 6.526, 446.513807010784 and new response = 125000, previous integration is from x, y = 6.485, 418 to 6.578, 482 and previous response = 142635. | | | ✓ | |
| CmdSetTargetCompoundAttribute | BL2000\sean | 1/3/2022 1:29:28 PM | Set UserAnnotation = CO for compound 4-Chlorophenol in sample Dec3008.D; previous value = | | | ✓ | |
| CmdManuallyIntegrateSplit | BL2000\sean | 1/3/2022 1:29:30 PM | Split qualifier 128.0 of compound 4-Chlorophenol in sample Dec3008.D and keep right peak, new integration is from x, y = 6.485, 854.028777405032 to 6.526, 941.523775980777 and new response = 413485, previous integration is from x, y = 6.424, 723 to 6.526, 942 and previous response = 1926513. | | | ✓ | |
| CmdManuallyIntegrateApplyTargetRtToQualifier | BL2000\sean | 1/3/2022 1:29:34 PM | Apply target integration range 6.535-6.619 to qualifier 129.0 for compound p-Chloroaniline in sample Dec3008.D, new integration is from x, y = 6.535, 2204 to 6.619, 4868 and new response = 111233; previously no peak. | | | ✓ | |
| CmdManuallyIntegrateDropBaseline | BL2000\sean | 1/3/2022 1:29:36 PM | Drop baseline for qualifier 129.0 of compound p-Chloroaniline in sample Dec3008.D to y = 2204, new integration is from x, y = 6.535, 2204 to 6.619, 2204 and new response = 117917; previous integration is from x, y = 6.535, 2204 to 6.619, 4868 and previous response = 111233. | | | ✓ | |
| CmdManuallyIntegrateApplyTargetRtToQualifier | BL2000\sean | 1/3/2022 1:29:37 PM | Apply target integration range 6.535-6.619 to qualifier 65.0 for compound p-Chloroaniline in sample Dec3008.D, new integration is from x, y = 6.535, 8150 to 6.619, 4826 and new response = 124122; previous integration is from x, y = 6.480, 2511 to 6.578, 2357 and previous response = 325344. | | | ✓ | |

Audit Trail report

| Name | User | Time | Action | Reason | Comment | Succeed | Exception |
|--|-------------|---------------------|---|--------|---------|---------|-----------|
| CmdManuallyIntegrateDropBaseline | BL2000\sean | 1/3/2022 1:29:38 PM | Drop baseline for qualifier 65.0 of compound p-Chloroaniline in sample Dec3008.D to y = 4826, new integration is from x, y = 6.535, 4826 to 6.619, 4826 and new response = 132166; previous integration is from x, y = 6.535, 8150 to 6.619, 4826 and previous response = 124122. | | | ✓ | |
| CmdManuallyIntegratePeak | BL2000\sean | 1/3/2022 1:29:45 PM | Manually integrate compound 1-Methylnaphthalene in sample Dec3008.D, from x, y = 7.368, 350222 to 7.440, 430202, result = -738663; previous integration is from x, y = 7.255, 658 to 7.348, 656 and previous response = 1002907. | | | ✓ | |
| CmdManuallyIntegrateSnapBaseline | BL2000\sean | 1/3/2022 1:29:46 PM | Snap baseline for compound 1-Methylnaphthalene in sample Dec3008.D, from x = 7.368 to x = 7.440, new integration is from x, y = 7.368, 2856 to 7.440, 5556 and new response = 926181; previous integration is from x, y = 7.368, 350222 to 7.440, 430202 and previous response = -738663. | | | ✓ | |
| CmdManuallyIntegrateDropBaseline | BL2000\sean | 1/3/2022 1:29:46 PM | Drop baseline for compound 1-Methylnaphthalene in sample Dec3008.D to y = 2856, new integration is from x, y = 7.368, 2856 to 7.440, 2856 and new response = 932003; previous integration is from x, y = 7.368, 2856 to 7.440, 5556 and previous response = 926181. | | | ✓ | |
| CmdSetTargetCompoundAttribute | BL2000\sean | 1/3/2022 1:29:48 PM | Set UserAnnotation = CO for compound 1-Methylnaphthalene in sample Dec3008.D; previous value = | | | ✓ | |
| CmdManuallyIntegrateApplyTargetRtToQualifier | BL2000\sean | 1/3/2022 1:29:50 PM | Apply target integration range 7.368-7.440 to qualifier 142.0 for compound 1-Methylnaphthalene in sample Dec3008.D, new integration is from x, y = 7.368, 4219 to 7.440, 7370 and new response = 1032007; previously no peak. | | | ✓ | |
| CmdManuallyIntegrateSplit | BL2000\sean | 1/3/2022 1:29:56 PM | Split peak for compound 2,4,6-Trichlorophenol in sample Dec3008.D and keep left peak, new integration is from x, y = 7.615, 0 to 7.666, 0 and new response = 262076, previous integration is from x, y = 7.615, 0 to 7.769, 0 and previous response = 538770. | | | ✓ | |
| CmdSetTargetCompoundAttribute | BL2000\sean | 1/3/2022 1:29:57 PM | Set UserAnnotation = CO for compound 2,4,6-Trichlorophenol in sample Dec3008.D; previous value = | | | ✓ | |

Audit Trail report

| Name | User | Time | Action | Reason | Comment | Succeed | Exception |
|--|-------------|---------------------|---|--------|---------|---------|-----------|
| CmdManuallyIntegrateSplit | BL2000\sean | 1/3/2022 1:29:59 PM | Split qualifier 198.0 of compound 2,4,6-Trichlorophenol in sample Dec3008.D and keep left peak, new integration is from x, y = 7.615, 73.7754544037471 to 7.677, 118.641278558988 and new response = 250649, previous integration is from x, y = 7.615, 74 to 7.769, 187 and previous response = 509746. | | | ✓ | |
| CmdManuallyIntegrateSplit | BL2000\sean | 1/3/2022 1:30:02 PM | Split peak for compound 2,4,5-Trichlorophenol in sample Dec3008.D and keep right peak, new integration is from x, y = 7.666, 76.1035874073736 to 7.769, 127.055329562821 and new response = 276068, previous integration is from x, y = 7.615, 51 to 7.769, 127 and previous response = 537461. | | | ✓ | |
| CmdSetTargetCompoundAttribute | BL2000\sean | 1/3/2022 1:30:03 PM | Set UserAnnotation = CO for compound 2,4,5-Trichlorophenol in sample Dec3008.D; previous value = | | | ✓ | |
| CmdManuallyIntegrateSplit | BL2000\sean | 1/3/2022 1:30:05 PM | Split qualifier 198.0 of compound 2,4,5-Trichlorophenol in sample Dec3008.D and keep right peak, new integration is from x, y = 7.677, 90.8365286368713 to 7.769, 140.513456393535 and new response = 259673, previous integration is from x, y = 7.615, 58 to 7.769, 141 and previous response = 510021. | | | ✓ | |
| CmdManuallyIntegrateApplyTargetRtToQualifier | BL2000\sean | 1/3/2022 1:30:12 PM | Apply target integration range 8.313-8.405 to qualifier 153.1 for compound Acenaphthylene in sample Dec3008.D, new integration is from x, y = 8.313, 0 to 8.405, 2150 and new response = 233578; previous integration is from x, y = 8.527, 0 to 8.630, 0 and previous response = 1222696. | | | ✓ | |
| CmdManuallyIntegrateApplyTargetRtToQualifier | BL2000\sean | 1/3/2022 1:30:19 PM | Apply target integration range 8.527-8.619 to qualifier 152.0 for compound Acenaphthene in sample Dec3008.D, new integration is from x, y = 8.527, 1903 to 8.619, 2931 and new response = 574137; previous integration is from x, y = 8.312, 401 to 8.405, 525 and previous response = 1753089. | | | ✓ | |
| CmdManuallyIntegrateDropBaseline | BL2000\sean | 1/3/2022 1:30:21 PM | Drop baseline for qualifier 152.0 of compound Acenaphthene in sample Dec3008.D to y = 1903, new integration is from x, y = 8.527, 1903 to 8.619, 1903 and new response = 576976; previous integration is from x, y = 8.527, 1903 to 8.619, 2931 and previous response = 574137. | | | ✓ | |

Audit Trail report

| Name | User | Time | Action | Reason | Comment | Succeed | Exception |
|--|-------------|---------------------|--|--------|---------|---------|-----------|
| CmdManuallyIntegrateApplyTargetRtToQualifier | BL2000\sean | 1/3/2022 1:30:29 PM | Apply target integration range 8.619-8.701 to qualifier 154.0 for compound 2,4-Dinitrophenol in sample Dec3008.D, new integration is from x, y = 8.619, 3172 to 8.701, 1889 and new response = 35793; previous integration is from x, y = 8.527, 686 to 8.619, 724 and previous response = 1113635. | | | ✓ | |
| CmdManuallyIntegrateDropBaseline | BL2000\sean | 1/3/2022 1:30:31 PM | Drop baseline for qualifier 154.0 of compound 2,4-Dinitrophenol in sample Dec3008.D to y = 1889, new integration is from x, y = 8.619, 1889 to 8.701, 1889 and new response = 38943; previous integration is from x, y = 8.619, 3172 to 8.701, 1889 and previous response = 35793. | | | ✓ | |
| CmdManuallyIntegrateApplyTargetRtToQualifier | BL2000\sean | 1/3/2022 1:30:39 PM | Apply target integration range 8.783-8.916 to qualifier 139.0 for compound 4-Nitrophenol in sample Dec3008.D, new integration is from x, y = 8.783, 22408 to 8.916, 1367 and new response = -18968; previous integration is from x, y = 8.742, 430 to 8.844, 622 and previous response = 725193. | | | ✓ | |
| CmdManuallyIntegrateDropBaseline | BL2000\sean | 1/3/2022 1:30:40 PM | Drop baseline for qualifier 139.0 of compound 4-Nitrophenol in sample Dec3008.D to y = 1367, new integration is from x, y = 8.783, 1367 to 8.916, 1367 and new response = 64985; previous integration is from x, y = 8.783, 22408 to 8.916, 1367 and previous response = -18968. | | | ✓ | |
| CmdManuallyIntegrateSplit | BL2000\sean | 1/3/2022 1:30:45 PM | Split qualifier 63.0 of compound 2,4-Dinitrotoluene in sample Dec3008.D and keep right peak, new integration is from x, y = 8.783, 2191.65730767554 to 8.844, 2116.92889123452 and new response = 119949, previous integration is from x, y = 8.736, 2250 to 8.844, 2117 and previous response = 229614. | | | ✓ | |
| CmdManuallyIntegrateQualifierPeak | BL2000\sean | 1/3/2022 1:30:56 PM | Manually integrate qualifier 51.0 of compound Azobenzene in sample Dec3008.D, from x, y = 9.325, 547762 to 9.325, 524475, result = 681373; previous integration is from x, y = 9.346, 5825 to 9.458, 4986 and previous response = 681373. | | | ✓ | |

Audit Trail report

| Name | User | Time | Action | Reason | Comment | Succeed | Exception |
|-----------------------------------|-------------|---------------------|---|--------|---------|---------|-----------|
| CmdManuallyIntegrateSplit | BL2000\sean | 1/3/2022 1:30:56 PM | Split qualifier 51.0 of compound Azobenzene in sample Dec3008.D and keep right peak, new integration is from x, y = 9.346, 5825.28466223554 to 9.458, 4986.14696723506 and new response = 681373, previous integration is from x, y = 9.346, 5825 to 9.458, 4986 and previous response = 681373. | | | ✓ | |
| CmdManuallyIntegrateSplit | BL2000\sean | 1/3/2022 1:30:58 PM | Split peak for compound Azobenzene in sample Dec3008.D and keep right peak, new integration is from x, y = 9.387, 3308.16985011622 to 9.458, 3008.99149518783 and new response = 964082, previous integration is from x, y = 9.387, 3308 to 9.458, 3009 and previous response = 964082. | | | ✓ | |
| CmdManuallyIntegrateSplit | BL2000\sean | 1/3/2022 1:31:00 PM | Split qualifier 51.0 of compound Azobenzene in sample Dec3008.D and keep right peak, new integration is from x, y = 9.346, 5825.28466223554 to 9.458, 4986.14696723506 and new response = 681373, previous integration is from x, y = 9.346, 5825 to 9.458, 4986 and previous response = 681373. | | | ✓ | |
| CmdManuallyIntegrateQualifierPeak | BL2000\sean | 1/3/2022 1:31:05 PM | Manually integrate qualifier 51.0 of compound Azobenzene in sample Dec3008.D, from x, y = 9.387, 38328 to 9.458, 4986, result = 393313; previous integration is from x, y = 9.346, 5825 to 9.458, 4986 and previous response = 681373. | | | ✓ | |
| CmdManuallyIntegrateDropBaseline | BL2000\sean | 1/3/2022 1:31:06 PM | Drop baseline for qualifier 51.0 of compound Azobenzene in sample Dec3008.D to y = 4986, new integration is from x, y = 9.387, 4986 to 9.458, 4986 and new response = 464948; previous integration is from x, y = 9.387, 38328 to 9.458, 4986 and previous response = 393313. | | | ✓ | |
| CmdManuallyIntegrateSplit | BL2000\sean | 1/3/2022 1:31:14 PM | Split qualifier 176.0 of compound Phenanthrene in sample Dec3008.D and keep left peak, new integration is from x, y = 10.303, 82.5905281308278 to 10.363, 125.517164136891 and new response = 360261, previous integration is from x, y = 10.303, 83 to 10.444, 183 and previous response = 677223. | | | ✓ | |

Audit Trail report

| Name | User | Time | Action | Reason | Comment | Succeed | Exception |
|-----------------------------------|-------------|---------------------|--|--------|---------|---------|-----------|
| CmdManuallyIntegratePeak | BL2000\sean | 1/3/2022 1:31:20 PM | Manually integrate compound Anthracene in sample Dec3008.D, from x, y = 10.282, 633584 to 10.495, 662443, result = -4643240; previous integration is from x, y = 10.292, 362 to 10.363, 486 and previous response = 1896460. | | | ✓ | |
| CmdManuallyIntegrateSnapBaseline | BL2000\sean | 1/3/2022 1:31:21 PM | Snap baseline for compound Anthracene in sample Dec3008.D, from x = 10.282 to x = 10.495, new integration is from x, y = 10.282, 642 to 10.495, 4082 and new response = 3596568; previous integration is from x, y = 10.282, 633584 to 10.495, 662443 and previous response = -4643240. | | | ✓ | |
| CmdManuallyIntegrateDropBaseline | BL2000\sean | 1/3/2022 1:31:22 PM | Drop baseline for compound Anthracene in sample Dec3008.D to y = 642, new integration is from x, y = 10.282, 642 to 10.495, 642 and new response = 3618518; previous integration is from x, y = 10.282, 642 to 10.495, 4082 and previous response = 3596568. | | | ✓ | |
| CmdManuallyIntegrateSplit | BL2000\sean | 1/3/2022 1:31:23 PM | Split peak for compound Anthracene in sample Dec3008.D and keep right peak, new integration is from x, y = 10.363, 642 to 10.495, 642 and new response = 1723062, previous integration is from x, y = 10.282, 642 to 10.495, 642 and previous response = 3618518. | | | ✓ | |
| CmdSetTargetCompoundAttribute | BL2000\sean | 1/3/2022 1:31:24 PM | Set UserAnnotation = CO for compound Anthracene in sample Dec3008.D; previous value = | | | ✓ | |
| CmdManuallyIntegrateSplit | BL2000\sean | 1/3/2022 1:31:26 PM | Split qualifier 176.0 of compound Anthracene in sample Dec3008.D and keep right peak, new integration is from x, y = 10.363, 124.493744878339 to 10.444, 188.168653748833 and new response = 318328, previous integration is from x, y = 10.303, 77 to 10.444, 188 and previous response = 677222. | | | ✓ | |
| CmdManuallyIntegratePeak | BL2000\sean | 1/3/2022 1:31:34 PM | Manually integrate compound Benzidine in sample Dec3008.D from x, y = 12.460, 0 to 12.683, 0; result = 5567 | | | ✓ | |
| CmdManuallyIntegrateQualifierPeak | BL2000\sean | 1/3/2022 1:31:38 PM | Manually integrate qualifier 92.0 of compound Benzidine in sample Dec3008.D from x, y = 12.581, 249 to 12.662, 250; result = 1018 | | | ✓ | |

Audit Trail report

| Name | User | Time | Action | Reason | Comment | Succeed | Exception |
|-----------------------------------|-------------|---------------------|--|--------|---------|---------|--|
| CmdManuallyIntegrateQualifierPeak | BL2000\sean | 1/3/2022 1:31:45 PM | Manually integrate qualifier 183.0 of compound Benzidine in sample Dec3008.D from x, y = 12.541, 0 to 12.632, -18; result = 1120 | | | ✓ | |
| CmdClearManualIntegration | BL2000\sean | 1/3/2022 1:31:48 PM | Clear manual integration of target signal for compound Benzidine in sample Dec3008.D | | | | Agilent.MassSpectrometry.DataAnalysis.Quantitative.ApplicationCommandException: Integrator did not find any peaks at Agilent.MassSpectrometry.DataAnalysis.Quantitative.Analysis.MeasuredIon.ClearManualIntegration() at Agilent.MassSpectrometry.DataAnalysis.Quantitative.CmdClearManualIntegration.Do() at Agilent.MassSpectrometry.CommandModel.CommandHistory.Invoke(ICommand cmd) at Agilent.MassSpectrometry.DataAnalysis.Quantitative.AppCommandContext.Invoke(ICommand cmd) |
| CmdSaveBatchTable | BL2000\sean | 1/3/2022 1:32:16 PM | Save batch \\MASSHUNTER\Org\Data\SV5973N.I\sd123021\1 DoD bna\QuantResults\123021 bna 1.batch.bin | | | ✓ | |
| CmdSaveBatchTable | BL2000\sean | 1/3/2022 1:33:58 PM | Save batch \\MASSHUNTER\Org\Data\SV5973N.I\sd123021\1 DoD bna\QuantResults\123021 bna 1.batch.bin | | | ✓ | |
| CmdZeroOutPeak | BL2000\sean | 1/3/2022 2:02:23 PM | Zero out primary peak of compound 2,6-Dinitrotoluene in sample Dec3009.D | | | ✓ | |
| CmdZeroOutPeak | BL2000\sean | 1/3/2022 2:02:27 PM | Zero out primary peak of compound Hexachlorophene in sample Dec3009.D | | | ✓ | |
| CmdSetTargetCompoundAttribute | BL2000\sean | 1/3/2022 2:02:29 PM | Set UserAnnotation = INT for compound Hexachlorophene in sample Dec3009.D; previous value = | | | ✓ | |
| CmdZeroOutPeak | BL2000\sean | 1/3/2022 2:02:31 PM | Zero out primary peak of compound Caprolactam in sample Dec3009.D | | | ✓ | |
| CmdZeroOutPeak | BL2000\sean | 1/3/2022 2:02:40 PM | Zero out primary peak of compound 4,6-Dinitro-2-methylphenol in sample Dec3009.D | | | ✓ | |
| CmdSetTargetCompoundAttribute | BL2000\sean | 1/3/2022 2:02:41 PM | Set UserAnnotation = INT for compound 4,6-Dinitro-2-methylphenol in sample Dec3009.D; previous value = | | | ✓ | |
| CmdZeroOutPeak | BL2000\sean | 1/3/2022 2:02:43 PM | Zero out primary peak of compound Dimethyl Phthalate in sample Dec3009.D | | | ✓ | |

Audit Trail report

| Name | User | Time | Action | Reason | Comment | Succeed | Exception |
|-------------------------------|-------------|---------------------|--|--------|---------|---------|-----------|
| CmdSetTargetCompoundAttribute | BL2000\sean | 1/3/2022 2:02:46 PM | Set UserAnnotation = INT for compound Dimethyl Phthalate in sample Dec3009.D; previous value = | | | ✓ | |
| CmdZeroOutPeak | BL2000\sean | 1/3/2022 2:02:49 PM | Zero out primary peak of compound N-nitroso-Di-n-propylamine in sample Dec3009.D | | | ✓ | |
| CmdSetTargetCompoundAttribute | BL2000\sean | 1/3/2022 2:02:50 PM | Set UserAnnotation = INT for compound N-nitroso-Di-n-propylamine in sample Dec3009.D; previous value = | | | ✓ | |
| CmdZeroOutPeak | BL2000\sean | 1/3/2022 2:03:19 PM | Zero out primary peak of compound 2,6-Dinitrotoluene in sample Dec3010.D | | | ✓ | |
| CmdSetTargetCompoundAttribute | BL2000\sean | 1/3/2022 2:03:20 PM | Set UserAnnotation = INT for compound 2,6-Dinitrotoluene in sample Dec3010.D; previous value = | | | ✓ | |
| CmdZeroOutPeak | BL2000\sean | 1/3/2022 2:03:23 PM | Zero out primary peak of compound N-nitroso-Di-n-propylamine in sample Dec3010.D | | | ✓ | |
| CmdSetTargetCompoundAttribute | BL2000\sean | 1/3/2022 2:03:24 PM | Set UserAnnotation = INT for compound N-nitroso-Di-n-propylamine in sample Dec3010.D; previous value = | | | ✓ | |
| CmdZeroOutPeak | BL2000\sean | 1/3/2022 2:03:27 PM | Zero out primary peak of compound Dimethyl Phthalate in sample Dec3010.D | | | ✓ | |
| CmdZeroOutPeak | BL2000\sean | 1/3/2022 2:03:35 PM | Zero out primary peak of compound Benzoic Acid in sample Dec3010.D | | | ✓ | |
| CmdSetTargetCompoundAttribute | BL2000\sean | 1/3/2022 2:03:37 PM | Set UserAnnotation = INT for compound Benzoic Acid in sample Dec3010.D; previous value = | | | ✓ | |
| CmdZeroOutPeak | BL2000\sean | 1/3/2022 2:03:50 PM | Zero out primary peak of compound 2,6-Dinitrotoluene in sample Dec3011.D | | | ✓ | |
| CmdSetTargetCompoundAttribute | BL2000\sean | 1/3/2022 2:03:50 PM | Set UserAnnotation = INT for compound 2,6-Dinitrotoluene in sample Dec3011.D; previous value = | | | ✓ | |
| CmdZeroOutPeak | BL2000\sean | 1/3/2022 2:03:52 PM | Zero out primary peak of compound Dimethyl Phthalate in sample Dec3011.D | | | ✓ | |
| CmdZeroOutPeak | BL2000\sean | 1/3/2022 2:03:56 PM | Zero out primary peak of compound N-nitroso-Di-n-propylamine in sample Dec3011.D | | | ✓ | |
| CmdSetTargetCompoundAttribute | BL2000\sean | 1/3/2022 2:03:57 PM | Set UserAnnotation = INT for compound N-nitroso-Di-n-propylamine in sample Dec3011.D; previous value = | | | ✓ | |
| CmdZeroOutPeak | BL2000\sean | 1/3/2022 2:03:59 PM | Zero out primary peak of compound 4,6-Dinitro-2-methylphenol in sample Dec3011.D | | | ✓ | |

Audit Trail report

| Name | User | Time | Action | Reason | Comment | Succeed | Exception |
|-------------------------------|-------------|---------------------|---|--------|---------|---------|-----------|
| CmdSetTargetCompoundAttribute | BL2000\sean | 1/3/2022 2:04:00 PM | Set UserAnnotation = INT for compound 4,6-Dinitro-2-methylphenol in sample Dec3011.D; previous value = | | | ✓ | |
| CmdZeroOutPeak | BL2000\sean | 1/3/2022 2:04:08 PM | Zero out primary peak of compound N-nitroso-Di-n-propylamine in sample Dec3012.D | | | ✓ | |
| CmdSetTargetCompoundAttribute | BL2000\sean | 1/3/2022 2:04:09 PM | Set UserAnnotation = INT for compound N-nitroso-Di-n-propylamine in sample Dec3012.D; previous value = | | | ✓ | |
| CmdZeroOutPeak | BL2000\sean | 1/3/2022 2:04:15 PM | Zero out primary peak of compound Dimethyl Phthalate in sample Dec3012.D | | | ✓ | |
| CmdSetTargetCompoundAttribute | BL2000\sean | 1/3/2022 2:04:16 PM | Set UserAnnotation = INT for compound Dimethyl Phthalate in sample Dec3012.D; previous value = | | | ✓ | |
| CmdZeroOutPeak | BL2000\sean | 1/3/2022 2:04:20 PM | Zero out primary peak of compound 2,6-Dinitrotoluene in sample Dec3012.D | | | ✓ | |
| CmdSetTargetCompoundAttribute | BL2000\sean | 1/3/2022 2:04:21 PM | Set UserAnnotation = INT for compound 2,6-Dinitrotoluene in sample Dec3012.D; previous value = | | | ✓ | |
| CmdZeroOutPeak | BL2000\sean | 1/3/2022 2:04:47 PM | Zero out primary peak of compound 2,6-Dinitrotoluene in sample Dec3013.D | | | ✓ | |
| CmdSetTargetCompoundAttribute | BL2000\sean | 1/3/2022 2:04:48 PM | Set UserAnnotation = INT for compound 2,6-Dinitrotoluene in sample Dec3013.D; previous value = | | | ✓ | |
| CmdZeroOutPeak | BL2000\sean | 1/3/2022 2:04:50 PM | Zero out primary peak of compound Dimethyl Phthalate in sample Dec3013.D | | | ✓ | |
| CmdSetTargetCompoundAttribute | BL2000\sean | 1/3/2022 2:04:51 PM | Set UserAnnotation = INT for compound Dimethyl Phthalate in sample Dec3013.D; previous value = | | | ✓ | |
| CmdZeroOutPeak | BL2000\sean | 1/3/2022 2:04:53 PM | Zero out primary peak of compound N-nitroso-Di-n-propylamine in sample Dec3013.D | | | ✓ | |
| CmdSetTargetCompoundAttribute | BL2000\sean | 1/3/2022 2:04:54 PM | Set UserAnnotation = INT for compound N-nitroso-Di-n-propylamine in sample Dec3013.D; previous value = | | | ✓ | |
| CmdZeroOutPeak | BL2000\sean | 1/3/2022 2:04:56 PM | Zero out primary peak of compound bis(2-chloroisopropyl)Ether in sample Dec3013.D | | | ✓ | |
| CmdSetTargetCompoundAttribute | BL2000\sean | 1/3/2022 2:04:57 PM | Set UserAnnotation = INT for compound bis(2-chloroisopropyl)Ether in sample Dec3013.D; previous value = | | | ✓ | |
| CmdZeroOutPeak | BL2000\sean | 1/3/2022 2:05:09 PM | Zero out primary peak of compound 2,6-Dinitrotoluene in sample Dec3014.D | | | ✓ | |

Audit Trail report

| Name | User | Time | Action | Reason | Comment | Succeed | Exception |
|-------------------------------|-------------|---------------------|--|--------|---------|---------|-----------|
| CmdSetTargetCompoundAttribute | BL2000\sean | 1/3/2022 2:05:10 PM | Set UserAnnotation = INT for compound 2,6-Dinitrotoluene in sample Dec3014.D; previous value = | | | ✓ | |
| CmdZeroOutPeak | BL2000\sean | 1/3/2022 2:05:13 PM | Zero out primary peak of compound Dimethyl Phthalate in sample Dec3014.D | | | ✓ | |
| CmdSetTargetCompoundAttribute | BL2000\sean | 1/3/2022 2:05:13 PM | Set UserAnnotation = INT for compound Dimethyl Phthalate in sample Dec3014.D; previous value = | | | ✓ | |
| CmdZeroOutPeak | BL2000\sean | 1/3/2022 2:05:16 PM | Zero out primary peak of compound N-nitroso-Di-n-propylamine in sample Dec3014.D | | | ✓ | |
| CmdSetTargetCompoundAttribute | BL2000\sean | 1/3/2022 2:05:17 PM | Set UserAnnotation = INT for compound N-nitroso-Di-n-propylamine in sample Dec3014.D; previous value = | | | ✓ | |
| CmdZeroOutPeak | BL2000\sean | 1/3/2022 2:05:54 PM | Zero out primary peak of compound 2,6-Dinitrotoluene in sample Dec3015.D | | | ✓ | |
| CmdSetTargetCompoundAttribute | BL2000\sean | 1/3/2022 2:05:55 PM | Set UserAnnotation = INT for compound 2,6-Dinitrotoluene in sample Dec3015.D; previous value = | | | ✓ | |
| CmdZeroOutPeak | BL2000\sean | 1/3/2022 2:05:57 PM | Zero out primary peak of compound Dimethyl Phthalate in sample Dec3015.D | | | ✓ | |
| CmdSetTargetCompoundAttribute | BL2000\sean | 1/3/2022 2:05:58 PM | Set UserAnnotation = INT for compound Dimethyl Phthalate in sample Dec3015.D; previous value = | | | ✓ | |
| CmdZeroOutPeak | BL2000\sean | 1/3/2022 2:06:01 PM | Zero out primary peak of compound N-nitroso-Di-n-propylamine in sample Dec3015.D | | | ✓ | |
| CmdSetTargetCompoundAttribute | BL2000\sean | 1/3/2022 2:06:02 PM | Set UserAnnotation = INT for compound N-nitroso-Di-n-propylamine in sample Dec3015.D; previous value = | | | ✓ | |
| CmdZeroOutPeak | BL2000\sean | 1/3/2022 2:06:49 PM | Zero out primary peak of compound 2,6-Dinitrotoluene in sample Dec3016.D | | | ✓ | |
| CmdSetTargetCompoundAttribute | BL2000\sean | 1/3/2022 2:06:51 PM | Set UserAnnotation = INT for compound 2,6-Dinitrotoluene in sample Dec3016.D; previous value = | | | ✓ | |
| CmdZeroOutPeak | BL2000\sean | 1/3/2022 2:06:59 PM | Zero out primary peak of compound Dimethyl Phthalate in sample Dec3016.D | | | ✓ | |
| CmdSetTargetCompoundAttribute | BL2000\sean | 1/3/2022 2:07:00 PM | Set UserAnnotation = INT for compound Dimethyl Phthalate in sample Dec3016.D; previous value = | | | ✓ | |
| CmdZeroOutPeak | BL2000\sean | 1/3/2022 2:07:06 PM | Zero out primary peak of compound 4,6-Dinitro-2-methylphenol in sample Dec3016.D | | | ✓ | |

Audit Trail report

| Name | User | Time | Action | Reason | Comment | Succeed | Exception |
|-----------------------------------|-------------|---------------------|---|--------|---------|---------|-----------|
| CmdSetTargetCompoundAttribute | BL2000\sean | 1/3/2022 2:07:07 PM | Set UserAnnotation = INT for compound 4,6-Dinitro-2-methylphenol in sample Dec3016.D; previous value = | | | ✓ | |
| CmdManuallyIntegrateSplit | BL2000\sean | 1/3/2022 2:07:15 PM | Split qualifier 92.0 of compound 2-Fluorophenol in sample Dec3016.D and keep left peak, new integration is from x, y = 3.663, 280.903119674647 to 3.714, 280.266324498094 and new response = 4921, previous integration is from x, y = 3.663, 281 to 3.765, 280 and previous response = 6592. | | | ✓ | |
| CmdZeroOutPeak | BL2000\sean | 1/3/2022 2:07:20 PM | Zero out primary peak of compound 2-Nitroaniline in sample Dec3016.D | | | ✓ | |
| CmdSetTargetCompoundAttribute | BL2000\sean | 1/3/2022 2:07:21 PM | Set UserAnnotation = INT for compound 2-Nitroaniline in sample Dec3016.D; previous value = | | | ✓ | |
| CmdZeroOutPeak | BL2000\sean | 1/3/2022 2:07:23 PM | Zero out primary peak of compound N-nitroso-Di-n-propylamine in sample Dec3016.D | | | ✓ | |
| CmdSetTargetCompoundAttribute | BL2000\sean | 1/3/2022 2:07:23 PM | Set UserAnnotation = INT for compound N-nitroso-Di-n-propylamine in sample Dec3016.D; previous value = | | | ✓ | |
| CmdManuallyIntegrateQualifierPeak | BL2000\sean | 1/3/2022 2:07:33 PM | Manually integrate qualifier 128.0 of compound Nitrobenzene-d5 in sample Dec3016.D, from x, y = 5.563, 0 to 5.655, 0, result = 6872; previous integration is from x, y = 5.581, 411 to 5.648, 397 and previous response = 5041. | | | ✓ | |
| CmdZeroOutPeak | BL2000\sean | 1/3/2022 2:07:38 PM | Zero out primary peak of compound Nitrobenzene in sample Dec3016.D | | | ✓ | |
| CmdSetTargetCompoundAttribute | BL2000\sean | 1/3/2022 2:07:40 PM | Set UserAnnotation = INT for compound Nitrobenzene in sample Dec3016.D; previous value = | | | ✓ | |
| CmdZeroOutPeak | BL2000\sean | 1/3/2022 2:07:43 PM | Zero out primary peak of compound Isophorone in sample Dec3016.D | | | ✓ | |
| CmdSetTargetCompoundAttribute | BL2000\sean | 1/3/2022 2:07:44 PM | Set UserAnnotation = INT for compound Isophorone in sample Dec3016.D; previous value = | | | ✓ | |
| CmdZeroOutPeak | BL2000\sean | 1/3/2022 2:07:47 PM | Zero out primary peak of compound 2-Fluorobiphenyl in sample Dec3016.D | | | ✓ | |
| CmdClearManualIntegration | BL2000\sean | 1/3/2022 2:07:49 PM | Clear manual integration of target signal for compound 2-Fluorobiphenyl in sample Dec3016.D | | | ✓ | |
| CmdZeroOutPeak | BL2000\sean | 1/3/2022 2:07:52 PM | Zero out primary peak of compound 1-Methylnaphthalene in sample Dec3016.D | | | ✓ | |
| CmdSetTargetCompoundAttribute | BL2000\sean | 1/3/2022 2:07:53 PM | Set UserAnnotation = INT for compound 1-Methylnaphthalene in sample Dec3016.D; previous value = | | | ✓ | |

Audit Trail report

| Name | User | Time | Action | Reason | Comment | Succeed | Exception |
|--|-------------|---------------------|--|--------|---------|---------|-----------|
| CmdZeroOutPeak | BL2000\sean | 1/3/2022 2:09:29 PM | Zero out primary peak of compound 2,6-Dinitrotoluene in sample Dec3017.D | | | ✓ | |
| CmdSetTargetCompoundAttribute | BL2000\sean | 1/3/2022 2:09:33 PM | Set UserAnnotation = INT for compound 2,6-Dinitrotoluene in sample Dec3017.D; previous value = | | | ✓ | |
| CmdZeroOutPeak | BL2000\sean | 1/3/2022 2:09:35 PM | Zero out primary peak of compound Dimethyl Phthalate in sample Dec3017.D | | | ✓ | |
| CmdZeroOutPeak | BL2000\sean | 1/3/2022 2:09:38 PM | Zero out primary peak of compound N-nitroso-Di-n-propylamine in sample Dec3017.D | | | ✓ | |
| CmdSetTargetCompoundAttribute | BL2000\sean | 1/3/2022 2:09:38 PM | Set UserAnnotation = INT for compound N-nitroso-Di-n-propylamine in sample Dec3017.D; previous value = | | | ✓ | |
| CmdZeroOutPeak | BL2000\sean | 1/3/2022 2:12:12 PM | Zero out primary peak of compound 2,6-Dinitrotoluene in sample Dec3018.D | | | ✓ | |
| CmdZeroOutPeak | BL2000\sean | 1/3/2022 2:12:15 PM | Zero out primary peak of compound Dimethyl Phthalate in sample Dec3018.D | | | ✓ | |
| CmdSetTargetCompoundAttribute | BL2000\sean | 1/3/2022 2:12:17 PM | Set UserAnnotation = INT for compound 2,6-Dinitrotoluene in sample Dec3018.D; previous value = | | | ✓ | |
| CmdSetTargetCompoundAttribute | BL2000\sean | 1/3/2022 2:12:19 PM | Set UserAnnotation = INT for compound Dimethyl Phthalate in sample Dec3018.D; previous value = | | | ✓ | |
| CmdManuallyIntegrateApplyTargetRtToQualifier | BL2000\sean | 1/3/2022 2:12:32 PM | Apply target integration range 16.636-16.718 to qualifier 149.0 for compound bis(2-ethylhexyl)Phthalate in sample Dec3018.D, new integration is from x, y = 16.636, 0 to 16.718, 548 and new response = 7011; previously no peak. | | | ✓ | |
| CmdManuallyIntegrateDropBaseline | BL2000\sean | 1/3/2022 2:12:35 PM | Drop baseline for qualifier 149.0 of compound bis(2-ethylhexyl)Phthalate in sample Dec3018.D to y = 0, new integration is from x, y = 16.636, 0 to 16.718, 0 and new response = 8355; previous integration is from x, y = 16.636, 0 to 16.718, 548 and previous response = 7011. | | | ✓ | |
| CmdZeroOutPeak | BL2000\sean | 1/3/2022 2:14:16 PM | Zero out primary peak of compound Dimethyl Phthalate in sample Dec3019.D | | | ✓ | |
| CmdSetTargetCompoundAttribute | BL2000\sean | 1/3/2022 2:14:17 PM | Set UserAnnotation = INT for compound Dimethyl Phthalate in sample Dec3019.D; previous value = | | | ✓ | |
| CmdZeroOutPeak | BL2000\sean | 1/3/2022 2:14:20 PM | Zero out primary peak of compound N-nitroso-Di-n-propylamine in sample Dec3019.D | | | ✓ | |

Audit Trail report

| Name | User | Time | Action | Reason | Comment | Succeed | Exception |
|-----------------------------------|-------------|---------------------|---|--------|---------|---------|-----------|
| CmdSetTargetCompoundAttribute | BL2000\sean | 1/3/2022 2:14:21 PM | Set UserAnnotation = INT for compound N-nitroso-Di-n-propylamine in sample Dec3019.D; previous value = | | | ✓ | |
| CmdZeroOutPeak | BL2000\sean | 1/3/2022 2:14:23 PM | Zero out primary peak of compound 4,6-Dinitro-2-methylphenol in sample Dec3019.D | | | ✓ | |
| CmdSetTargetCompoundAttribute | BL2000\sean | 1/3/2022 2:14:24 PM | Set UserAnnotation = INT for compound 4,6-Dinitro-2-methylphenol in sample Dec3019.D; previous value = | | | ✓ | |
| CmdZeroOutPeak | BL2000\sean | 1/3/2022 2:14:30 PM | Zero out primary peak of compound 2,6-Dinitrotoluene in sample Dec3019.D | | | ✓ | |
| CmdSetTargetCompoundAttribute | BL2000\sean | 1/3/2022 2:14:32 PM | Set UserAnnotation = INT for compound 2,6-Dinitrotoluene in sample Dec3019.D; previous value = | | | ✓ | |
| CmdZeroOutPeak | BL2000\sean | 1/3/2022 2:14:57 PM | Zero out primary peak of compound Dimethyl Phthalate in sample Dec3020.D | | | ✓ | |
| CmdSetTargetCompoundAttribute | BL2000\sean | 1/3/2022 2:14:58 PM | Set UserAnnotation = INT for compound Dimethyl Phthalate in sample Dec3020.D; previous value = | | | ✓ | |
| CmdManuallyIntegrateSplit | BL2000\sean | 1/3/2022 2:15:06 PM | Split qualifier 129.0 of compound Naphthalene in sample Dec3020.D and keep left peak, new integration is from x, y = 6.434, 341.898617097978 to 6.496, 316.360158096357 and new response = 22923, previous integration is from x, y = 6.434, 342 to 6.588, 278 and previous response = 31673. | | | ✓ | |
| CmdManuallyIntegrateSplit | BL2000\sean | 1/3/2022 2:15:07 PM | Split qualifier 129.0 of compound Naphthalene in sample Dec3020.D and keep left peak, new integration is from x, y = 6.434, 341.898617097978 to 6.496, 316.360158096357 and new response = 22923, previous integration is from x, y = 6.434, 342 to 6.496, 316 and previous response = 22923. | | | ✓ | |
| CmdManuallyIntegrateQualifierPeak | BL2000\sean | 1/3/2022 2:15:13 PM | Manually integrate qualifier 129.0 of compound Naphthalene in sample Dec3020.D, from x, y = 6.444, 348 to 6.475, 397, result = 17131; previous integration is from x, y = 6.434, 342 to 6.496, 316 and previous response = 22923. | | | ✓ | |
| CmdManuallyIntegrateQualifierPeak | BL2000\sean | 1/3/2022 2:15:17 PM | Manually integrate qualifier 102.0 of compound Naphthalene in sample Dec3020.D, from x, y = 6.444, 78 to 6.475, 315, result = 13393; previous integration is from x, y = 6.414, 0 to 6.547, 0 and previous response = 21447. | | | ✓ | |

Audit Trail report

| Name | User | Time | Action | Reason | Comment | Succeed | Exception |
|--|-------------|---------------------|---|--------|---------|---------|-----------|
| CmdManuallyIntegrateDropBaseline | BL2000\sean | 1/3/2022 2:15:19 PM | Drop baseline for qualifier 102.0 of compound Naphthalene in sample Dec3020.D to y = 78, new integration is from x, y = 6.444, 78 to 6.475, 78 and new response = 13612; previous integration is from x, y = 6.444, 78 to 6.475, 315 and previous response = 13393. | | | ✓ | |
| CmdZeroOutPeak | BL2000\sean | 1/3/2022 2:15:26 PM | Zero out primary peak of compound 4-Chlorophenol in sample Dec3020.D | | | ✓ | |
| CmdSetTargetCompoundAttribute | BL2000\sean | 1/3/2022 2:15:30 PM | Set UserAnnotation = INT for compound 4-Chlorophenol in sample Dec3020.D; previous value = | | | ✓ | |
| CmdZeroOutPeak | BL2000\sean | 1/3/2022 2:15:34 PM | Zero out primary peak of compound Benzoic Acid in sample Dec3020.D | | | ✓ | |
| CmdSetTargetCompoundAttribute | BL2000\sean | 1/3/2022 2:15:35 PM | Set UserAnnotation = INT for compound Benzoic Acid in sample Dec3020.D; previous value = | | | ✓ | |
| CmdZeroOutPeak | BL2000\sean | 1/3/2022 2:15:44 PM | Zero out primary peak of compound 2,6-Dinitrotoluene in sample Dec3020.D | | | ✓ | |
| CmdSetTargetCompoundAttribute | BL2000\sean | 1/3/2022 2:15:46 PM | Set UserAnnotation = INT for compound 2,6-Dinitrotoluene in sample Dec3020.D; previous value = | | | ✓ | |
| CmdManuallyIntegrateApplyTargetRtToQualifier | BL2000\sean | 1/3/2022 2:15:54 PM | Apply target integration range 7.728-7.820 to qualifier 171.0 for compound 2-Fluorobiphenyl in sample Dec3020.D, new integration is from x, y = 7.728, 0 to 7.820, 0 and new response = 13297; previously no peak. | | | ✓ | |
| CmdManuallyIntegrateDropBaseline | BL2000\sean | 1/3/2022 2:15:55 PM | Drop baseline for qualifier 171.0 of compound 2-Fluorobiphenyl in sample Dec3020.D to y = 0, new integration is from x, y = 7.728, 0 to 7.820, 0 and new response = 13297; previous integration is from x, y = 7.728, 0 to 7.820, 0 and previous response = 13297. | | | ✓ | |
| CmdZeroOutPeak | BL2000\sean | 1/3/2022 2:16:03 PM | Zero out primary peak of compound p-Chloroaniline in sample Dec3020.D | | | ✓ | |
| CmdZeroOutPeak | BL2000\sean | 1/3/2022 2:17:04 PM | Zero out primary peak of compound 2,6-Dinitrotoluene in sample Dec3021.D | | | ✓ | |
| CmdSetTargetCompoundAttribute | BL2000\sean | 1/3/2022 2:17:05 PM | Set UserAnnotation = INT for compound 2,6-Dinitrotoluene in sample Dec3021.D; previous value = | | | ✓ | |
| CmdZeroOutPeak | BL2000\sean | 1/3/2022 2:17:09 PM | Zero out primary peak of compound Dimethyl Phthalate in sample Dec3021.D | | | ✓ | |
| CmdSetTargetCompoundAttribute | BL2000\sean | 1/3/2022 2:17:11 PM | Set UserAnnotation = INT for compound Dimethyl Phthalate in sample Dec3021.D; previous value = | | | ✓ | |

Audit Trail report

| Name | User | Time | Action | Reason | Comment | Succeed | Exception |
|-------------------------------|-------------|---------------------|--|--------|---------|---------|-----------|
| CmdZeroOutPeak | BL2000\sean | 1/3/2022 2:17:20 PM | Zero out primary peak of compound 2,4-Dinitrotoluene in sample Dec3021.D | | | ✓ | |
| CmdSetTargetCompoundAttribute | BL2000\sean | 1/3/2022 2:17:22 PM | Set UserAnnotation = INT for compound 2,4-Dinitrotoluene in sample Dec3021.D; previous value = | | | ✓ | |
| CmdZeroOutPeak | BL2000\sean | 1/3/2022 2:17:55 PM | Zero out primary peak of compound 2,6-Dinitrotoluene in sample Dec3022.D | | | ✓ | |
| CmdSetTargetCompoundAttribute | BL2000\sean | 1/3/2022 2:17:57 PM | Set UserAnnotation = INT for compound 2,6-Dinitrotoluene in sample Dec3022.D; previous value = | | | ✓ | |
| CmdZeroOutPeak | BL2000\sean | 1/3/2022 2:18:00 PM | Zero out primary peak of compound Dimethyl Phthalate in sample Dec3022.D | | | ✓ | |
| CmdSetTargetCompoundAttribute | BL2000\sean | 1/3/2022 2:18:01 PM | Set UserAnnotation = INT for compound Dimethyl Phthalate in sample Dec3022.D; previous value = | | | ✓ | |
| CmdZeroOutPeak | BL2000\sean | 1/3/2022 2:18:27 PM | Zero out primary peak of compound 2,6-Dinitrotoluene in sample Dec3023.D | | | ✓ | |
| CmdSetTargetCompoundAttribute | BL2000\sean | 1/3/2022 2:18:28 PM | Set UserAnnotation = INT for compound 2,6-Dinitrotoluene in sample Dec3023.D; previous value = | | | ✓ | |
| CmdZeroOutPeak | BL2000\sean | 1/3/2022 2:18:34 PM | Zero out primary peak of compound Dimethyl Phthalate in sample Dec3023.D | | | ✓ | |
| CmdSetTargetCompoundAttribute | BL2000\sean | 1/3/2022 2:18:35 PM | Set UserAnnotation = INT for compound Dimethyl Phthalate in sample Dec3023.D; previous value = | | | ✓ | |
| CmdZeroOutPeak | BL2000\sean | 1/3/2022 2:18:38 PM | Zero out primary peak of compound N-nitroso-Di-n-propylamine in sample Dec3023.D | | | ✓ | |
| CmdSetTargetCompoundAttribute | BL2000\sean | 1/3/2022 2:18:39 PM | Set UserAnnotation = INT for compound N-nitroso-Di-n-propylamine in sample Dec3023.D; previous value = | | | ✓ | |
| CmdZeroOutPeak | BL2000\sean | 1/3/2022 2:18:44 PM | Zero out primary peak of compound 4,6-Dinitro-2-methylphenol in sample Dec3023.D | | | ✓ | |
| CmdSetTargetCompoundAttribute | BL2000\sean | 1/3/2022 2:18:45 PM | Set UserAnnotation = INT for compound 4,6-Dinitro-2-methylphenol in sample Dec3023.D; previous value = | | | ✓ | |
| CmdZeroOutPeak | BL2000\sean | 1/3/2022 2:19:02 PM | Zero out primary peak of compound Dimethyl Phthalate in sample Dec3024.D | | | ✓ | |
| CmdSetTargetCompoundAttribute | BL2000\sean | 1/3/2022 2:19:03 PM | Set UserAnnotation = INT for compound Dimethyl Phthalate in sample Dec3024.D; previous value = | | | ✓ | |

Audit Trail report

| Name | User | Time | Action | Reason | Comment | Succeed | Exception |
|-----------------------------------|-------------|---------------------|--|--------|---------|---------|-----------|
| CmdZeroOutPeak | BL2000\sean | 1/3/2022 2:19:08 PM | Zero out primary peak of compound 2,6-Dinitrotoluene in sample Dec3024.D | | | ✓ | |
| CmdSetTargetCompoundAttribute | BL2000\sean | 1/3/2022 2:19:09 PM | Set UserAnnotation = INT for compound 2,6-Dinitrotoluene in sample Dec3024.D; previous value = | | | ✓ | |
| CmdManuallyIntegrateSplit | BL2000\sean | 1/3/2022 2:20:21 PM | Split qualifier 66.0 of compound Aniline in sample Dec3025.D and keep left peak, new integration is from x, y = 4.623, 1017.44087192813 to 4.756, 1254.98505516612 and new response = 972571, previous integration is from x, y = 4.623, 1017 to 4.756, 1255 and previous response = 972571. | | | ✓ | |
| CmdManuallyIntegrateSplit | BL2000\sean | 1/3/2022 2:20:22 PM | Split qualifier 65.0 of compound Aniline in sample Dec3025.D and keep left peak, new integration is from x, y = 4.626, 1149.85553209311 to 4.715, 1250.42454629493 and new response = 608328, previous integration is from x, y = 4.626, 1150 to 4.715, 1250 and previous response = 608328. | | | ✓ | |
| CmdManuallyIntegrateQualifierPeak | BL2000\sean | 1/3/2022 2:20:30 PM | Manually integrate qualifier 66.0 of compound Aniline in sample Dec3025.D, from x, y = 4.623, 1017 to 4.664, 33834, result = 422746; previous integration is from x, y = 4.623, 1017 to 4.756, 1255 and previous response = 972571. | | | ✓ | |
| CmdManuallyIntegrateDropBaseline | BL2000\sean | 1/3/2022 2:20:32 PM | Drop baseline for qualifier 66.0 of compound Aniline in sample Dec3025.D to y = 1017, new integration is from x, y = 4.623, 1017 to 4.664, 1017 and new response = 463593; previous integration is from x, y = 4.623, 1017 to 4.664, 33834 and previous response = 422746. | | | ✓ | |
| CmdManuallyIntegrateQualifierPeak | BL2000\sean | 1/3/2022 2:20:37 PM | Manually integrate qualifier 65.0 of compound Aniline in sample Dec3025.D, from x, y = 4.626, 1150 to 4.664, 42631, result = 200784; previous integration is from x, y = 4.626, 1150 to 4.715, 1250 and previous response = 608328. | | | ✓ | |
| CmdManuallyIntegrateDropBaseline | BL2000\sean | 1/3/2022 2:20:38 PM | Drop baseline for qualifier 65.0 of compound Aniline in sample Dec3025.D to y = 1150, new integration is from x, y = 4.626, 1150 to 4.664, 1150 and new response = 248702; previous integration is from x, y = 4.626, 1150 to 4.664, 42631 and previous response = 200784. | | | ✓ | |

Audit Trail report

| Name | User | Time | Action | Reason | Comment | Succeed | Exception |
|-----------------------------------|-------------|---------------------|--|--------|---------|---------|-----------|
| CmdManuallyIntegrateQualifierPeak | BL2000\sean | 1/3/2022 2:20:48 PM | Manually integrate qualifier 66.0 of compound Phenol in sample Dec3025.D, from x, y = 4.460, 95416 to 4.613, 19634, result = 973358; previous integration is from x, y = 4.617, 918 to 4.756, 1161 and previous response = 973358. | | | ✓ | |
| CmdManuallyIntegrateQualifierPeak | BL2000\sean | 1/3/2022 2:20:53 PM | Manually integrate qualifier 66.0 of compound Phenol in sample Dec3025.D, from x, y = 4.675, 35593 to 4.756, 1161, result = 282656; previous integration is from x, y = 4.617, 918 to 4.756, 1161 and previous response = 973358. | | | ✓ | |
| CmdManuallyIntegrateDropBaseline | BL2000\sean | 1/3/2022 2:20:55 PM | Drop baseline for qualifier 66.0 of compound Phenol in sample Dec3025.D to y = 1161, new integration is from x, y = 4.675, 1161 to 4.756, 1161 and new response = 367050; previous integration is from x, y = 4.675, 35593 to 4.756, 1161 and previous response = 282656. | | | ✓ | |
| CmdManuallyIntegrateQualifierPeak | BL2000\sean | 1/3/2022 2:21:00 PM | Manually integrate qualifier 66.0 of compound Phenol in sample Dec3025.D, from x, y = 4.664, 5287 to 4.675, 3783, result = 140064; previous integration is from x, y = 4.675, 1161 to 4.756, 1161 and previous response = 367050. | | | ✓ | |
| CmdClearManualIntegration | BL2000\sean | 1/3/2022 2:21:03 PM | Clear manual integration of qualifier 66.0 for compound Phenol in sample Dec3025.D | | | ✓ | |
| CmdManuallyIntegrateQualifierPeak | BL2000\sean | 1/3/2022 2:21:09 PM | Manually integrate qualifier 66.0 of compound Phenol in sample Dec3025.D, from x, y = 4.664, 5287 to 4.756, 6106, result = 484168; previous integration is from x, y = 4.617, 918 to 4.756, 1161 and previous response = 973358. | | | ✓ | |
| CmdManuallyIntegrateSnapBaseline | BL2000\sean | 1/3/2022 2:21:11 PM | Snap baseline for qualifier 66.0 of compound Phenol in sample Dec3025.D from x = 4.664 to x = 4.756, new integration is from x, y = 4.664, 195904 to 4.756, 6106 and new response = -41459; previous integration is from x, y = 4.664, 5287 to 4.756, 6106 and previous response = 484168. | | | ✓ | |
| CmdManuallyIntegrateDropBaseline | BL2000\sean | 1/3/2022 2:21:13 PM | Drop baseline for qualifier 66.0 of compound Phenol in sample Dec3025.D to y = 6106, new integration is from x, y = 4.664, 6106 to 4.756, 6106 and new response = 481909; previous integration is from x, y = 4.664, 195904 to 4.756, 6106 and previous response = -41459. | | | ✓ | |

Audit Trail report

| Name | User | Time | Action | Reason | Comment | Succeed | Exception |
|--|-------------|---------------------|--|--------|---------|---------|-----------|
| CmdManuallyIntegrateApplyTargetRtToQualifier | BL2000\sean | 1/3/2022 2:21:17 PM | Apply target integration range 4.715-4.767 to qualifier 0 for compound 37 in sample 24. | | | ✓ | |
| CmdManuallyIntegrateQualifierPeak | BL2000\sean | 1/3/2022 2:21:23 PM | Manually integrate qualifier 64.0 of compound bis(-2-Chloroethyl)Ether in sample Dec3025.D from x, y = 4.726, 0 to 4.756, 5330; result = 19273 | | | ✓ | |
| CmdManuallyIntegrateSnapBaseline | BL2000\sean | 1/3/2022 2:21:24 PM | Snap baseline for qualifier 64.0 of compound bis(-2-Chloroethyl)Ether in sample Dec3025.D from x = 4.726 to x = 4.756, new integration is from x, y = 4.726, 0 to 4.756, 2870 and new response = 21534; previous integration is from x, y = 4.726, 0 to 4.756, 5330 and previous response = 19273. | | | ✓ | |
| CmdManuallyIntegrateDropBaseline | BL2000\sean | 1/3/2022 2:21:25 PM | Drop baseline for qualifier 64.0 of compound bis(-2-Chloroethyl)Ether in sample Dec3025.D to y = 0, new integration is from x, y = 4.726, 0 to 4.756, 0 and new response = 24172; previous integration is from x, y = 4.726, 0 to 4.756, 2870 and previous response = 21534. | | | ✓ | |
| CmdManuallyIntegrateApplyTargetRtToQualifier | BL2000\sean | 1/3/2022 2:21:48 PM | Apply target integration range 5.144-5.247 to qualifier 111.0 for compound 1,2-Dichlorobenzene in sample Dec3025.D, new integration is from x, y = 5.144, 587 to 5.247, 570 and new response = 394387; previously no peak. | | | ✓ | |
| CmdManuallyIntegrateDropBaseline | BL2000\sean | 1/3/2022 2:21:49 PM | Drop baseline for qualifier 111.0 of compound 1,2-Dichlorobenzene in sample Dec3025.D to y = 570, new integration is from x, y = 5.144, 570 to 5.247, 570 and new response = 394439; previous integration is from x, y = 5.144, 587 to 5.247, 570 and previous response = 394387. | | | ✓ | |
| CmdManuallyIntegratePeak | BL2000\sean | 1/3/2022 2:21:55 PM | Manually integrate compound Benzyl Alcohol in sample Dec3025.D, from x, y = 5.155, 289038 to 5.277, 392901, result = -2071299; previous integration is from x, y = 5.298, 1663 to 5.390, 2327 and previous response = 802109. | | | ✓ | |
| CmdManuallyIntegrateSnapBaseline | BL2000\sean | 1/3/2022 2:21:56 PM | Snap baseline for compound Benzyl Alcohol in sample Dec3025.D, from x = 5.155 to x = 5.277, new integration is from x, y = 5.155, 0 to 5.277, 2202 and new response = 427755; previous integration is from x, y = 5.155, 289038 to 5.277, 392901 and previous response = -2071299. | | | ✓ | |

Audit Trail report

| Name | User | Time | Action | Reason | Comment | Succeed | Exception |
|--|-------------|---------------------|---|--------|---------|---------|-----------|
| CmdManuallyIntegrateDropBaseline | BL2000\sean | 1/3/2022 2:21:57 PM | Drop baseline for compound Benzyl Alcohol in sample Dec3025.D to y = 0, new integration is from x, y = 5.155, 0 to 5.277, 0 and new response = 435850; previous integration is from x, y = 5.155, 0 to 5.277, 2202 and previous response = 427755. | | | ✓ | |
| CmdManuallyIntegrateApplyTargetRtToQualifier | BL2000\sean | 1/3/2022 2:22:01 PM | Apply target integration range 5.155-5.277 to qualifier 107.0 for compound Benzyl Alcohol in sample Dec3025.D, new integration is from x, y = 5.155, 0 to 5.277, 1654 and new response = 298463; previously no peak. | | | ✓ | |
| CmdManuallyIntegrateDropBaseline | BL2000\sean | 1/3/2022 2:22:03 PM | Drop baseline for qualifier 107.0 of compound Benzyl Alcohol in sample Dec3025.D to y = 0, new integration is from x, y = 5.155, 0 to 5.277, 0 and new response = 304544; previous integration is from x, y = 5.155, 0 to 5.277, 1654 and previous response = 298463. | | | ✓ | |
| CmdManuallyIntegrateApplyTargetRtToQualifier | BL2000\sean | 1/3/2022 2:22:20 PM | Apply target integration range 5.614-5.706 to qualifier 77.0 for compound Nitrobenzene in sample Dec3025.D, new integration is from x, y = 5.614, 4308 to 5.706, 3644 and new response = 463105; previous integration is from x, y = 5.492, 2755 to 5.584, 2620 and previous response = 263589. | | | ✓ | |
| CmdManuallyIntegrateDropBaseline | BL2000\sean | 1/3/2022 2:22:21 PM | Drop baseline for qualifier 77.0 of compound Nitrobenzene in sample Dec3025.D to y = 3644, new integration is from x, y = 5.614, 3644 to 5.706, 3644 and new response = 464936; previous integration is from x, y = 5.614, 4308 to 5.706, 3644 and previous response = 463105. | | | ✓ | |
| CmdManuallyIntegrateApplyTargetRtToQualifier | BL2000\sean | 1/3/2022 2:22:22 PM | Apply target integration range 5.614-5.706 to qualifier 51.0 for compound Nitrobenzene in sample Dec3025.D, new integration is from x, y = 5.614, 7175 to 5.706, 7287 and new response = 450205; previously no peak. | | | ✓ | |
| CmdManuallyIntegrateDropBaseline | BL2000\sean | 1/3/2022 2:22:24 PM | Drop baseline for qualifier 51.0 of compound Nitrobenzene in sample Dec3025.D to y = 7175, new integration is from x, y = 5.614, 7175 to 5.706, 7175 and new response = 450514; previous integration is from x, y = 5.614, 7175 to 5.706, 7287 and previous response = 450205. | | | ✓ | |

Audit Trail report

| Name | User | Time | Action | Reason | Comment | Succeed | Exception |
|--|-------------|---------------------|---|--------|---------|---------|-----------|
| CmdManuallyIntegrateSplit | BL2000\sean | 1/3/2022 2:22:51 PM | Split qualifier 65.0 of compound 2-Nitrophenol in sample Dec3025.D and keep left peak, new integration is from x, y = 5.982, 1933.43936559671 to 6.095, 2115.85022514023 and new response = 93764, previous integration is from x, y = 5.982, 1933 to 6.136, 2182 and previous response = 159105. | | | ✓ | |
| CmdManuallyIntegrateSplit | BL2000\sean | 1/3/2022 2:23:21 PM | Split peak for compound Naphthalene in sample Dec3025.D and keep left peak, new integration is from x, y = 6.428, 1021.53979689318 to 6.485, 1194.97675072044 and new response = 1843104, previous integration is from x, y = 6.428, 1022 to 6.588, 1506 and previous response = 2517995. | | | ✓ | |
| CmdSetTargetCompoundAttribute | BL2000\sean | 1/3/2022 2:23:24 PM | Set UserAnnotation = CO for compound Naphthalene in sample Dec3025.D; previous value = | | | ✓ | |
| CmdManuallyIntegrateApplyTargetRtToQualifier | BL2000\sean | 1/3/2022 2:23:27 PM | Apply target integration range 6.428-6.485 to qualifier 129.0 for compound Naphthalene in sample Dec3025.D, new integration is from x, y = 6.428, 484 to 6.485, 3040 and new response = 195833; previous integration is from x, y = 6.424, 355 to 6.588, 541 and previous response = 475810. | | | ✓ | |
| CmdManuallyIntegrateDropBaseline | BL2000\sean | 1/3/2022 2:23:28 PM | Drop baseline for qualifier 129.0 of compound Naphthalene in sample Dec3025.D to y = 484, new integration is from x, y = 6.428, 484 to 6.485, 484 and new response = 200192; previous integration is from x, y = 6.428, 484 to 6.485, 3040 and previous response = 195833. | | | ✓ | |
| CmdManuallyIntegrateApplyTargetRtToQualifier | BL2000\sean | 1/3/2022 2:23:30 PM | Apply target integration range 6.428-6.485 to qualifier 102.0 for compound Naphthalene in sample Dec3025.D, new integration is from x, y = 6.428, 787 to 6.485, 2382 and new response = 168793; previous integration is from x, y = 6.414, 0 to 6.588, 0 and previous response = 225680. | | | ✓ | |
| CmdManuallyIntegrateDropBaseline | BL2000\sean | 1/3/2022 2:23:31 PM | Drop baseline for qualifier 102.0 of compound Naphthalene in sample Dec3025.D to y = 787, new integration is from x, y = 6.428, 787 to 6.485, 787 and new response = 171513; previous integration is from x, y = 6.428, 787 to 6.485, 2382 and previous response = 168793. | | | ✓ | |

Audit Trail report

| Name | User | Time | Action | Reason | Comment | Succeed | Exception |
|--|-------------|---------------------|--|--------|---------|---------|-----------|
| CmdManuallyIntegrateSplit | BL2000\sean | 1/3/2022 2:23:37 PM | Split peak for compound 4-Chlorophenol in sample Dec3025.D and keep left peak, new integration is from x, y = 6.475, 380.908804231561 to 6.537, 405.555908716926 and new response = 179697, previous integration is from x, y = 6.475, 381 to 6.578, 422 and previous response = 202677. | | | ✓ | |
| CmdSetTargetCompoundAttribute | BL2000\sean | 1/3/2022 2:23:39 PM | Set UserAnnotation = CO for compound 4-Chlorophenol in sample Dec3025.D; previous value = | | | ✓ | |
| CmdManuallyIntegrateApplyTargetRtToQualifier | BL2000\sean | 1/3/2022 2:23:41 PM | Apply target integration range 6.475-6.537 to qualifier 128.0 for compound 4-Chlorophenol in sample Dec3025.D, new integration is from x, y = 6.475, 44320 to 6.537, 17400 and new response = 499694; previous integration is from x, y = 6.420, 670 to 6.588, 976 and previous response = 2522242. | | | ✓ | |
| CmdManuallyIntegrateDropBaseline | BL2000\sean | 1/3/2022 2:23:42 PM | Drop baseline for qualifier 128.0 of compound 4-Chlorophenol in sample Dec3025.D to y = 17400, new integration is from x, y = 6.475, 17400 to 6.537, 17400 and new response = 549456; previous integration is from x, y = 6.475, 44320 to 6.537, 17400 and previous response = 499694. | | | ✓ | |
| CmdManuallyIntegrateApplyTargetRtToQualifier | BL2000\sean | 1/3/2022 2:23:47 PM | Apply target integration range 6.526-6.609 to qualifier 129.0 for compound p-Chloroaniline in sample Dec3025.D, new integration is from x, y = 6.526, 2824 to 6.609, 2098 and new response = 227238; previously no peak. | | | ✓ | |
| CmdManuallyIntegrateDropBaseline | BL2000\sean | 1/3/2022 2:23:48 PM | Drop baseline for qualifier 129.0 of compound p-Chloroaniline in sample Dec3025.D to y = 2098, new integration is from x, y = 6.526, 2098 to 6.609, 2098 and new response = 229028; previous integration is from x, y = 6.526, 2824 to 6.609, 2098 and previous response = 227238. | | | ✓ | |
| CmdManuallyIntegrateSplit | BL2000\sean | 1/3/2022 2:23:50 PM | Split qualifier 65.0 of compound p-Chloroaniline in sample Dec3025.D and keep right peak, new integration is from x, y = 6.537, 1524.25650186902 to 6.578, 1610.1458902228 and new response = 252517, previous integration is from x, y = 6.465, 1374 to 6.578, 1610 and previous response = 519800. | | | ✓ | |

Audit Trail report

| Name | User | Time | Action | Reason | Comment | Succeed | Exception |
|--|-------------|---------------------|---|--------|---------|---------|-----------|
| CmdManuallyIntegrateSplit | BL2000\sean | 1/3/2022 2:24:04 PM | Split peak for compound 2,4,6-Trichlorophenol in sample Dec3025.D and keep left peak, new integration is from x, y = 7.616, 74.0322010921395 to 7.677, 105.150102588261 and new response = 290861, previous integration is from x, y = 7.616, 74 to 7.769, 153 and previous response = 624753. | | | ✓ | |
| CmdManuallyIntegrateSplit | BL2000\sean | 1/3/2022 2:24:07 PM | Split peak for compound 2,4,6-Trichlorophenol in sample Dec3025.D and keep left peak, new integration is from x, y = 7.616, 74.0322010921395 to 7.677, 105.150102588261 and new response = 290861, previous integration is from x, y = 7.616, 74 to 7.677, 105 and previous response = 290861. | | | ✓ | |
| CmdManuallyIntegrateSplit | BL2000\sean | 1/3/2022 2:24:10 PM | Split qualifier 198.0 of compound 2,4,6-Trichlorophenol in sample Dec3025.D and keep left peak, new integration is from x, y = 7.616, 76.304576155916 to 7.677, 120.124461967641 and new response = 286120, previous integration is from x, y = 7.616, 76 to 7.769, 187 and previous response = 605143. | | | ✓ | |
| CmdManuallyIntegrateSplit | BL2000\sean | 1/3/2022 2:24:15 PM | Split peak for compound 2,4,5-Trichlorophenol in sample Dec3025.D and keep right peak, new integration is from x, y = 7.677, 0 to 7.769, 0 and new response = 334740, previous integration is from x, y = 7.615, 0 to 7.769, 0 and previous response = 625931. | | | ✓ | |
| CmdSetTargetCompoundAttribute | BL2000\sean | 1/3/2022 2:24:18 PM | Set UserAnnotation = CO for compound 2,4,5-Trichlorophenol in sample Dec3025.D; previous value = | | | ✓ | |
| CmdManuallyIntegrateSplit | BL2000\sean | 1/3/2022 2:24:20 PM | Split qualifier 198.0 of compound 2,4,5-Trichlorophenol in sample Dec3025.D and keep right peak, new integration is from x, y = 7.677, 95.3695888619731 to 7.769, 146.490921624595 and new response = 319429, previous integration is from x, y = 7.616, 62 to 7.769, 146 and previous response = 605387. | | | ✓ | |
| CmdManuallyIntegrateApplyTargetRtToQualifier | BL2000\sean | 1/3/2022 2:24:37 PM | Apply target integration range 8.313-8.394 to qualifier 153.1 for compound Acenaphthylene in sample Dec3025.D, new integration is from x, y = 8.313, 0 to 8.394, 1903 and new response = 264659; previous integration is from x, y = 8.517, 0 to 8.630, 0 and previous response = 1257193. | | | ✓ | |

Audit Trail report

| Name | User | Time | Action | Reason | Comment | Succeed | Exception |
|--|-------------|---------------------|--|--------|---------|---------|-----------|
| CmdManuallyIntegrateDropBaseline | BL2000\sean | 1/3/2022 2:24:38 PM | Drop baseline for qualifier 153.1 of compound Acenaphthylene in sample Dec3025.D to y = 0, new integration is from x, y = 8.313, 0 to 8.394, 0 and new response = 269331; previous integration is from x, y = 8.313, 0 to 8.394, 1903 and previous response = 264659. | | | ✓ | |
| CmdManuallyIntegrateApplyTargetRtToQualifier | BL2000\sean | 1/3/2022 2:24:48 PM | Apply target integration range 8.527-8.620 to qualifier 152.0 for compound Acenaphthene in sample Dec3025.D, new integration is from x, y = 8.527, 2418 to 8.620, 2840 and new response = 583542; previous integration is from x, y = 8.313, 77 to 8.394, 208 and previous response = 1924625. | | | ✓ | |
| CmdManuallyIntegrateApplyTargetRtToQualifier | BL2000\sean | 1/3/2022 2:24:58 PM | Apply target integration range 8.620-8.712 to qualifier 154.0 for compound 2,4-Dinitrophenol in sample Dec3025.D, new integration is from x, y = 8.620, 3199 to 8.712, 1950 and new response = 31499; previous integration is from x, y = 8.620, 786 to 8.712, 805 and previous response = 41326. | | | ✓ | |
| CmdManuallyIntegrateDropBaseline | BL2000\sean | 1/3/2022 2:24:59 PM | Drop baseline for qualifier 154.0 of compound 2,4-Dinitrophenol in sample Dec3025.D to y = 1950, new integration is from x, y = 8.620, 1950 to 8.712, 1950 and new response = 34949; previous integration is from x, y = 8.620, 3199 to 8.712, 1950 and previous response = 31499. | | | ✓ | |
| CmdManuallyIntegrateSplit | BL2000\sean | 1/3/2022 2:25:09 PM | Split qualifier 139.0 of compound 4-Nitrophenol in sample Dec3025.D and keep right peak, new integration is from x, y = 8.783, 538.40088720473 to 8.845, 640.913384439674 and new response = 132331, previous integration is from x, y = 8.743, 471 to 8.845, 641 and previous response = 814779. | | | ✓ | |
| CmdManuallyIntegrateSplit | BL2000\sean | 1/3/2022 2:25:25 PM | Split qualifier 63.0 of compound 2,4-Dinitrotoluene in sample Dec3025.D and keep right peak, new integration is from x, y = 8.783, 3177.42274555407 to 8.845, 2653.47970107346 and new response = 151621, previous integration is from x, y = 8.750, 3458 to 8.845, 2653 and previous response = 272181. | | | ✓ | |

Audit Trail report

| Name | User | Time | Action | Reason | Comment | Succeed | Exception |
|----------------------------------|-------------|---------------------|---|--------|---------|---------|-----------|
| CmdManuallyIntegrateSplit | BL2000\sean | 1/3/2022 2:25:44 PM | Split qualifier 167.0 of compound Fluorene in sample Dec3025.D and keep left peak, new integration is from x, y = 9.111, 0 to 9.254, 0 and new response = 198078, previous integration is from x, y = 9.111, 0 to 9.428, 0 and previous response = 533024. | | | ✓ | |
| CmdManuallyIntegrateSplit | BL2000\sean | 1/3/2022 2:25:57 PM | Split qualifier 167.0 of compound N-nitrosodiphenylamine in sample Dec3025.D and keep right peak, new integration is from x, y = 9.254, 252.9362779331 to 9.428, 341.942552318556 and new response = 331843, previous integration is from x, y = 9.141, 195 to 9.428, 342 and previous response = 527667. | | | ✓ | |
| CmdManuallyIntegratePeak | BL2000\sean | 1/3/2022 2:26:18 PM | Manually integrate compound Anthracene in sample Dec3025.D, from x, y = 10.252, 1601487 to 10.475, 1548505, result = -17357969; previous integration is from x, y = 10.282, 0 to 10.363, 0 and previous response = 1935742. | | | ✓ | |
| CmdManuallyIntegrateSnapBaseline | BL2000\sean | 1/3/2022 2:26:20 PM | Snap baseline for compound Anthracene in sample Dec3025.D, from x = 10.252 to x = 10.475, new integration is from x, y = 10.252, 0 to 10.475, 5358 and new response = 3663907; previous integration is from x, y = 10.252, 1601487 to 10.475, 1548505 and previous response = -17357969. | | | ✓ | |
| CmdManuallyIntegrateDropBaseline | BL2000\sean | 1/3/2022 2:26:21 PM | Drop baseline for compound Anthracene in sample Dec3025.D to y = 0, new integration is from x, y = 10.252, 0 to 10.475, 0 and new response = 3699726; previous integration is from x, y = 10.252, 0 to 10.475, 5358 and previous response = 3663907. | | | ✓ | |
| CmdManuallyIntegrateSplit | BL2000\sean | 1/3/2022 2:26:22 PM | Split peak for compound Anthracene in sample Dec3025.D and keep right peak, new integration is from x, y = 10.363, 0 to 10.475, 0 and new response = 1763983, previous integration is from x, y = 10.252, 0 to 10.475, 0 and previous response = 3699726. | | | ✓ | |
| CmdSetTargetCompoundAttribute | BL2000\sean | 1/3/2022 2:26:23 PM | Set UserAnnotation = CO for compound Anthracene in sample Dec3025.D; previous value = | | | ✓ | |

Audit Trail report

| Name | User | Time | Action | Reason | Comment | Succeed | Exception |
|--|-------------|---------------------|---|--------|---------|---------|-----------|
| CmdManuallyIntegrateApplyTargetRtToQualifier | BL2000\sean | 1/3/2022 2:26:26 PM | Apply target integration range 10.363-10.475 to qualifier 176.0 for compound Anthracene in sample Dec3025.D, new integration is from x, y = 10.363, 1735 to 10.475, 1113 and new response = 313371; previously no peak. | | | ✓ | |
| CmdManuallyIntegrateDropBaseline | BL2000\sean | 1/3/2022 2:26:27 PM | Drop baseline for qualifier 176.0 of compound Anthracene in sample Dec3025.D to y = 1113, new integration is from x, y = 10.363, 1113 to 10.475, 1113 and new response = 315450; previous integration is from x, y = 10.363, 1735 to 10.475, 1113 and previous response = 313371. | | | ✓ | |
| CmdManuallyIntegrateSplit | BL2000\sean | 1/3/2022 2:27:10 PM | Split peak for compound Indeno(1,2,3-c,d)pyrene in sample Dec3025.D and keep left peak, new integration is from x, y = 20.900, 617.683567790024 to 20.978, 965.952442293057 and new response = 963114, previous integration is from x, y = 20.900, 618 to 21.079, 1419 and previous response = 1257037. | | | ✓ | |
| CmdSaveBatchTable | BL2000\sean | 1/3/2022 2:28:34 PM | Save batch \\MASSHUNTER\Org\Data\SV5973N.I\sd123021\1 DoD bna\QuantResults\123021 bna 1.batch.bin | | | ✓ | |
| CmdSetSampleAttribute | BL2000\sean | 1/3/2022 2:30:04 PM | Set SampleApproved = True for sample Dec3025.D; previous value = False | | | ✓ | |
| CmdSetSampleAttribute | BL2000\sean | 1/3/2022 2:30:05 PM | Set SampleApproved = True for sample Dec3024.D; previous value = False | | | ✓ | |
| CmdSetSampleAttribute | BL2000\sean | 1/3/2022 2:30:06 PM | Set SampleApproved = True for sample Dec3023.D; previous value = False | | | ✓ | |
| CmdSetSampleAttribute | BL2000\sean | 1/3/2022 2:30:06 PM | Set SampleApproved = True for sample Dec3022.D; previous value = False | | | ✓ | |
| CmdSetSampleAttribute | BL2000\sean | 1/3/2022 2:30:08 PM | Set SampleApproved = True for sample Dec3021.D; previous value = False | | | ✓ | |
| CmdSetSampleAttribute | BL2000\sean | 1/3/2022 2:30:08 PM | Set SampleApproved = True for sample Dec3020.D; previous value = False | | | ✓ | |
| CmdSetSampleAttribute | BL2000\sean | 1/3/2022 2:30:09 PM | Set SampleApproved = True for sample Dec3019.D; previous value = False | | | ✓ | |
| CmdSetSampleAttribute | BL2000\sean | 1/3/2022 2:30:09 PM | Set SampleApproved = True for sample Dec3018.D; previous value = False | | | ✓ | |

Audit Trail report

| Name | User | Time | Action | Reason | Comment | Succeed | Exception |
|-----------------------|-------------|---------------------|--|--------|---------|---------|-----------|
| CmdSetSampleAttribute | BL2000\sean | 1/3/2022 2:30:12 PM | Set SampleApproved = True for sample Dec3017.D; previous value = False | | | ✓ | |
| CmdSetSampleAttribute | BL2000\sean | 1/3/2022 2:30:13 PM | Set SampleApproved = True for sample Dec3016.D; previous value = False | | | ✓ | |
| CmdSetSampleAttribute | BL2000\sean | 1/3/2022 2:30:14 PM | Set SampleApproved = True for sample Dec3015.D; previous value = False | | | ✓ | |
| CmdSetSampleAttribute | BL2000\sean | 1/3/2022 2:30:14 PM | Set SampleApproved = True for sample Dec3014.D; previous value = False | | | ✓ | |
| CmdSetSampleAttribute | BL2000\sean | 1/3/2022 2:30:16 PM | Set SampleApproved = True for sample Dec3012.D; previous value = False | | | ✓ | |
| CmdSetSampleAttribute | BL2000\sean | 1/3/2022 2:30:16 PM | Set SampleApproved = True for sample Dec3011.D; previous value = False | | | ✓ | |
| CmdSetSampleAttribute | BL2000\sean | 1/3/2022 2:30:18 PM | Set SampleApproved = True for sample Dec3013.D; previous value = False | | | ✓ | |
| CmdSetSampleAttribute | BL2000\sean | 1/3/2022 2:30:21 PM | Set SampleApproved = True for sample Dec3010.D; previous value = False | | | ✓ | |
| CmdSetSampleAttribute | BL2000\sean | 1/3/2022 2:30:22 PM | Set SampleApproved = True for sample Dec3009.D; previous value = False | | | ✓ | |
| CmdSetSampleAttribute | BL2000\sean | 1/3/2022 2:30:23 PM | Set SampleApproved = True for sample Dec3008.D; previous value = False | | | ✓ | |
| CmdSetSampleAttribute | BL2000\sean | 1/3/2022 2:30:23 PM | Set SampleApproved = True for sample Dec3007.D; previous value = False | | | ✓ | |
| CmdSetSampleAttribute | BL2000\sean | 1/3/2022 2:30:24 PM | Set SampleApproved = True for sample Dec3006.D; previous value = False | | | ✓ | |
| CmdSetSampleAttribute | BL2000\sean | 1/3/2022 2:30:25 PM | Set SampleApproved = True for sample Dec3005.D; previous value = False | | | ✓ | |
| CmdSetSampleAttribute | BL2000\sean | 1/3/2022 2:30:26 PM | Set SampleApproved = True for sample Dec3004.D; previous value = False | | | ✓ | |
| CmdSetSampleAttribute | BL2000\sean | 1/3/2022 2:30:30 PM | Set SampleApproved = True for sample Dec3003.D; previous value = False | | | ✓ | |
| CmdSetSampleAttribute | BL2000\sean | 1/3/2022 2:30:31 PM | Set SampleApproved = True for sample Dec3002.D; previous value = False | | | ✓ | |
| CmdSetSampleAttribute | BL2000\sean | 1/3/2022 2:30:34 PM | Set SampleApproved = True for sample Dec3001.D; previous value = False | | | ✓ | |

Audit Trail report

| Name | User | Time | Action | Reason | Comment | Succeed | Exception |
|-------------------|-------------|---------------------|--|--------|---------|---------|-----------|
| CmdQuantitate | BL2000\sean | 1/3/2022 2:31:27 PM | Quantitate all compounds in all samples | | | ✓ | |
| CmdSaveBatchTable | BL2000\sean | 1/3/2022 2:33:11 PM | Save batch \\MASSHUNTER\Org\Data\SV5973N.I\sd123021\1 DoD bna\QuantResults\123021 bna 1.batch.bin | | | ✓ | |
| GenerateReport | BL2000\sean | 1/3/2022 2:34:08 PM | Generates report - Method: \\MASSHUNTER\Org\reports\LevelIV_Reports\Tests_for_LevelIV\CC_mid_rpt.m, Output Path: \\MASSHUNTER\Org\Data\SV5973N.I\sd123021\1 DoD bna\QuantReports\123021 bna 1 | | | ✓ | |



Prep Batch 161693 Standards Traceability Report

Spike ID: sv83514

Spike Name: Additional

Prep Date: 9/22/2021

Exp Date: 10/1/2022

Department: GCMSPR

Vendor: AccuStandard

Lot Number: 22002155-02

Balance ID:

Comments: 12x1mL ampules

Type: Primary

Prep By: Ryan F. Bengel

Status: Open

Final Volume: 1 mL

| Chemical/Solvent Used | Bottle No | Amt | Units | Expires |
|-------------------------------|-----------------------|-----|-------|-----------|
| Custom Semi-Volatile Standard | 14279 | 1 | mL | 10/1/2022 |

| Stock Source | Base Units | Amount Added |
|--------------|------------|--------------|
|--------------|------------|--------------|



Prep Batch 161693 Standards Traceability Report

Spike ID: sv83604

Spike Name: BN Surr

Prep Date: 10/25/2021

Exp Date: 7/31/2027

Department: GCMSPR

Vendor: Restek

Lot Number: A0175748

Balance ID:

Comments: 6 ampules

Type: Primary

Prep By: Ryan F. Bengel

Status: New

Final Volume: 5 mL

| Chemical/Solvent Used | Bottle No | Amt | Units | Expires |
|------------------------------|-----------------------|--------------|-------|-----------|
| B/N Surrogate Mix (4/89 SOW) | 14431 | 5 | mL | 7/31/2027 |
| Stock Source | Base Units | Amount Added | | |



Prep Batch 161693 Standards Traceability Report

Spike ID: sv83607

Spike Name: APP2A 2nd Source

Prep Date: 11/9/2021

Exp Date: 12/5/2022

Department: GCMSPR

Vendor:

Lot Number:

Balance ID:

Comments: 5x1 mL ampule

Type: Secondary

Prep By: Ryan F. Benge

Status: New

Final Volume: mL

| Chemical/Solvent Used | Bottle No | Amt | Units | Expires |
|------------------------------|-----------------------|--------------|-------|-----------|
| Custom SemiVolatile Standard | 14503 | | mL | 12/5/2022 |
| Stock Source | Base Units | Amount Added | | |



Prep Batch 161693 Standards Traceability Report

Spike ID: sv83608
Spike Name: 625 LCS
Prep Date: 11/29/2021
Exp Date: 9/15/2026
Department: GCMSPR
Vendor:
Lot Number:
Balance ID:
Comments: 20x1 mL ampule

Type: Secondary
Prep By: Ryan F. Benge
Status: New

Final Volume: mL

| Chemical/Solvent Used | Bottle No | Amt | Units | Expires |
|--|-----------------------|--------------|-------|-----------|
| CLP Semi-volatile calibration standard | 14546 | | mL | 9/15/2026 |
| Stock Source | Base Units | Amount Added | | |



Prep Batch 161693 Standards Traceability Report

Spike ID: sv83609

Spike Name: AE Surrogate

Prep Date: 11/29/2021

Exp Date: 3/6/2023

Department: GCMSPR

Vendor:

Lot Number:

Balance ID:

Comments: 5x1 mL ampule

Type: Secondary

Prep By: Ryan F. Benge

Status: New

Final Volume: mL

| Chemical/Solvent Used | Bottle No | Amt | Units | Expires |
|-----------------------|-----------------------|--------------|-------|----------|
| Acid Surrogate | 14527 | | mL | 3/6/2023 |
| Stock Source | Base Units | Amount Added | | |



Prep Batch 161693 Standards Traceability Report

Spike ID: sv92515
Spike Name: BNA Surr
Prep Date: 9/27/2021
Exp Date: 11/30/2022
Department: gcmspr
Vendor:
Lot Number:
Balance ID:
Comments: 2000/1000ug/mL

Type: Tertiary
Prep By: Ryan F. Bengel
Status: New

Final Volume: 25 mL

| Chemical/Solvent Used | Bottle No | Amt | Units | Expires |
|-----------------------|-----------------------|-----|-------|------------|
| Acetone DZ963 | 13755 | 15 | mL | 11/30/2022 |

| Stock Source | Base Units | Amount Added |
|--------------|------------|--------------|
| sv83319 | ug/mL | 5 mL |
| sv83508 | ug/mL | 5 mL |



Prep Batch 161693 Standards Traceability Report

Spike ID: sv92519

Spike Name: LL BNA Surr

Prep Date: 8/26/2021

Exp Date: 1/30/2022

Department: GCMSPR

Vendor:

Lot Number:

Balance ID:

Comments: 100/50 ug/mL

Type: Tertiary

Prep By: Ryan F. Bengel

Status:

Final Volume: 4 mL

| Chemical/Solvent Used | Bottle No | Amt | Units | Expires |
|-----------------------|-----------------------|--------------|-------|-----------|
| Acetone DZ963 | 13755 | 3.8 | mL | 1/30/2022 |
| Stock Source | Base Units | Amount Added | | |
| sv92515 | ug/mL | 0.2 mL | | |



Prep Batch 161693 Standards Traceability Report

Spike ID: sv92612

Spike Name: BNA Surr

Prep Date: 11/15/2021

Exp Date: 3/31/2022

Department: gcmspr

Vendor:

Lot Number:

Balance ID:

Comments: 2000/1000ug/mL

Type: Tertiary

Prep By: Ryan F. Bengel

Status: New

Final Volume: 4 mL

| Chemical/Solvent Used | Bottle No | Amt | Units | Expires |
|-----------------------|-----------------------|------|-------|-----------|
| Acetone DZ963 | 13755 | 17.5 | mL | 3/31/2022 |

| Stock Source | Base Units | Amount Added |
|--------------|------------|--------------|
| sv83609 | ug/mL | 2.5 mL |
| sv83604 | ug/mL | 5 mL |



Prep Batch 161693 Standards Traceability Report

Spike ID: sv92614

Spike Name: LCS/Add Extractions

Prep Date: 11/29/2021

Exp Date: 9/24/2022

Department: GCMSPR

Vendor:

Lot Number:

Balance ID:

Comments: 100ug/mL. Spike 1mL into water.

Type: Secondary

Prep By: Ryan F. Benge

Status: New

Final Volume: 25 mL

| Chemical/Solvent Used | Bottle No | Amt | Units | Expires |
|-----------------------|-----------------------|-------|-------|-----------|
| Acetone DZ963 | 13755 | 21.25 | mL | 9/24/2022 |

| Stock Source | Base Units | Amount Added |
|--------------|------------|--------------|
| sv83514 | ug/mL | 1.25 mL |
| sv83608 | ug/mL | 2.5 mL |



Prep Batch 161693 Standards Traceability Report

Spike ID: sv92616

Spike Name: APPIIA/Acetone

Prep Date: 11/30/2021

Exp Date: 9/24/2022

Department:

Vendor:

Lot Number:

Balance ID:

Comments:

Type: Secondary

Prep By: Ryan F. Benge

Status: New

Final Volume: 4 mL

| Chemical/Solvent Used | Bottle No | Amt | Units | Expires |
|-----------------------|-----------------------|--------------|-------|-----------|
| Acetone DZ963 | 13755 | 3.8 | mL | 9/24/2022 |
| Stock Source | Base Units | Amount Added | | |
| sv83607 | ug/mL | 0.2 mL | | |

ID #: 13755

Opened: _____

Acetone DZ963

Expires: 9/24/2022

Rec'd: 4/13/2021

Energy Laboratories Inc 1120 So. 27th Street
Billings MT 59107

Honeywell

CERTIFICATE OF ANALYSIS

Honeywell Burdick & Jackson®

1953 South Harvey Street
Muskegon, MI 49442
Phone: (800) 368-0050
Fax: (231) 728-8226
lab.honeywell.com

Brand: Research Chemicals - B&J
Product: 010
Lot No.: DZ963
Production Date: 24-Sep-2020
Best Before: 24-Sep-2022

Acetone, B&J Brand™, >99.9%
for HPLC, GC, pesticide residue analysis and spectrophotometry

| Parameter | Specification | | Result | Units |
|---------------------------------|---------------|--------|---------|-------|
| | Min. | Max. | | |
| Water by Karl Fischer Titration | | 0.50 | 0.45 | % |
| UV Cutoff | | 330 | 328 | nm |
| Refractive Index (20°C) | 1.3583 | 1.3589 | 1.3585 | |
| Residue | | 1 | <0.5 | mg/L |
| GC Analysis (excluding water) | 99.9 | | 99.98 | % |
| Electron Capture GC | | 10 | <10 | ng/L |
| UV Absorbance @ 340 nm | | 0.060 | 0.0482 | AU |
| UV Absorbance @ 350 nm | | 0.010 | 0.0047 | AU |
| UV Absorbance @ 375 nm | | 0.005 | <0.0001 | AU |
| UV Absorbance @ 400 nm | | 0.005 | <0.0001 | AU |

Honeywell
Quality Control Approval

Muskegon 9/24/2020 LIMS Sample No.: AL03008

CERTIFICATE OF ANALYSIS

Catalog No: S-14500-R2
Description: Custom Semi-Volatile Standard
Lot: 220021255-02
Solvent: Dichloromethane
Hazards: Refer to SDS for complete safety information

Date Certified: Aug 31, 2021
Expiration: Oct 1, 2022
Sample Size: 1 mL
Components: 10
Storage Condition: Freeze (<-10 °C)/Sonicate



Signal Word: Warning

Certified Reference Material



| Component | CAS # | Purity % (GC/MS) | Prepared Concentration ² (µg/mL) | Certified Analyte Concentration ¹ (µg/mL) |
|-------------------------|-----------|---------------------|--|---|
| Pyridine | | | | |
| 4-Chlorophenol | 110-86-1 | 98.7 | 2026 | 2000 |
| 1-Methylnaphthalene | 106-48-9 | 100.0 | 2019 | 2019 |
| N-Nitrosodiphenylamine | 90-12-0 | 98.5 | 2003 | 1973 |
| 4-Chloro-2-methylphenol | 86-30-6 | 100.0 | 2022 | 2022 |
| Benzoic acid | 1570-64-5 | 97.0 | 2069* | 2007 |
| Aniline | 65-85-0 | 99.5 | 2010 | 2000 |
| Benzyl alcohol | 62-53-3 | 98.0 | 2002 | 1962 |
| Triallate | 100-51-6 | 99.9 | 2011 | 2009 |
| o-Terphenyl | 2303-17-5 | 99.9 | 2013 | 2011 |
| | 84-15-1 | 99.9 | 2019 | 2017 |

ID #: 14279
Opened: _____
Custom Semi-Volatile Standard
Expires: 10/1/2022
Rec'd: 9/16/2021
Enerav Laboratories Inc 1120 So. 27th Street
Billings MT 59107

This Certified Reference Material was verified in accordance with ISO/IEC 17025

* Weight compensated to 100% purity.

A product with a suffix (-1A, -2B, etc. or -01, -02, etc.) on its lot number has had its expiration date extended and is identical to the same lot number without the suffix.

² All weights are traceable through NIST, Test No. 684/289871-17

¹ Certified Analyte Concentration = Purity x Prepared Concentration.


The Uncertainty associated with the certified concentration reported on this certificate is ±2.4%. This value is the combined expanded uncertainty and represents an estimated standard deviation equal to the positive square root of the total variation of the uncertainty of components. A normal distribution is assumed and a coverage factor of K=2 is chosen using approximately a 95% confidence level.

Labels and certificates follow U.S. Conventions in reporting numerical values: A comma (,) is used to separate units of one-thousand or greater. A period (.) is used as a decimal place marker.

The information on this certificate may not be reproduced without the express permission of the manufacturer. See reverse side for additional information

Hazard Information: Please refer to the SDS for information regarding the hazards associated with using this material.

This product was prepared according to in-house procedures and is guaranteed to be homogeneous.

Certified By: 
Larry Decker, Organic QC Manager

For use in routine laboratory analysis.



CERTIFIED REFERENCE MATERIAL

110 Benner Circle
Bellefonte, PA 16823-8812
Tel: (800)356-1688
Fax: (814)353-1309

www.restek.com

Certificate of Analysis



FOR LABORATORY USE ONLY-READ SDS PRIOR TO USE.

This Reference Material is intended for Laboratory Use Only as a standard for the qualitative and/or quantitative determination of the analyte(s) listed.

Catalog No. : 31086

Lot No.: A0175748

Description : B/N Surrogate Mix (4/89 SOW)

Base Neutral Surrogate 5000µg/mL, Methylene Chloride, 5mL/ampul

Container Size : 5 mL

Pkg Amt: > 5 mL

Expiration Date : July 31, 2027

Storage: 10°C or colder

Handling: Sonicate prior to use.

Ship: Ambient

ID #: **14431**

Opened: _____

B/N Surrogate Mix (4/89 SOW)

Expires: **7/31/2027**

Rec'd: 10/25/2021

Energy Laboratories Inc. 1120 So. 27th Street
Billings MT 59107

CERTIFIED VALUES

| Elution Order | Compound | Grav. Conc. (weight/volume) | Expanded Uncertainty (95% C.L.; K=2) | |
|---------------|---|-----------------------------|--------------------------------------|-------------|
| 1 | Nitrobenzene-d5 CAS # 4165-60-0 Purity 99% (Lot PR-29940A) | 5,027.3 µg/mL | +/- 29.2293 µg/mL | Gravimetric |
| | | | +/- 226.4341 µg/mL | Unstressed |
| | | | +/- 251.2566 µg/mL | Stressed |
| 2 | 2-Fluorobiphenyl CAS # 321-60-8 Purity 99% (Lot 00019169) | 5,001.1 µg/mL | +/- 29.0767 µg/mL | Gravimetric |
| | | | +/- 225.2518 µg/mL | Unstressed |
| | | | +/- 249.9447 µg/mL | Stressed |
| 3 | p-Terphenyl-d14 CAS # 1718-51-0 Purity 99% (Lot PR-30504) | 5,001.4 µg/mL | +/- 29.0787 µg/mL | Gravimetric |
| | | | +/- 225.2668 µg/mL | Unstressed |
| | | | +/- 249.9613 µg/mL | Stressed |

Solvent: Methylene chloride
CAS # 75-09-2
Purity 99%

Tech Tips:

Due to the limited solubility of p-terphenyl-d14 in methanol, we do not recommend that this mixture be diluted in methanol.

Column:

30m x 0.25mm x 0.25µm
Rtx-5 (cat.#10223)

Carrier Gas:

hydrogen-constant pressure 10 psi.

Temp. Program:

40°C (hold 2 min.) to 330°C
@ 10°C/min. (hold 10 min.)

Inj. Temp:

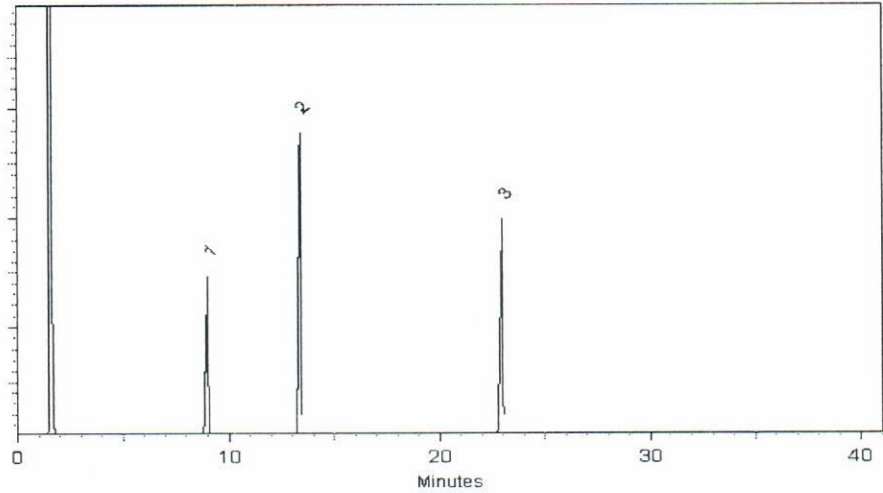
250°C

Det. Temp:

330°C

Det. Type:

FID



This chromatogram represents a general set of testing conditions chosen for product acceptance. For optimal results in your lab, conditions should be adjusted for your specific instrument, method, and application.

Sam Moodler
Sam Moodler - Operations Tech I

Date Mixed: 25-Aug-2021 Balance: B345965662

Marline Cowan
Marline Cowan - Operations Tech I

Date Passed: 27-Aug-2021

Manufactured under Restek's ISO 9001:2015
Registered Quality System
Certificate #FM 80397

General Certified Reference Material Notes

Expiration Notes:

- Expiration date valid for unopened ampul stored in compliance with the recommended conditions.
- Uncertainty, concentration, and expiration of the CRM are based on the unopened product being stored according to the recommended condition found in the storage field.

Purity Notes:

- Purity and/or chemical identity are determined by one or more of the following techniques: GC/FID, HPLC, GC/ μ ECD, GC/MS, LC/MS, RI, and/or melting point.
- Compounds with a listed purity of less than 99% have been weight corrected to compensate for impurities and/or salts. A correction factor is used to calculate the amount of compound necessary to achieve the desired concentration of the parent compound in solution.
- Purity of isomeric compounds is reported as the sum of the isomers.
- Purity values are rounded to the nearest whole number.

Certified Uncertainty Value Notes:

- The uncertainties are determined in accordance with ISO 17034 and Guide 35. The certified combined stressed uncertainty value (includes gravimetric uncertainty, homogeneity between-ampul uncertainty, storage stability uncertainty and shipping stability uncertainty and were combined using the following formula:

$$U_{combined\ stressed} = k \sqrt{U_{gravimetric}^2 + U_{homogeneity}^2 + U_{storage\ stability}^2 + U_{shipping\ stability}^2}$$

k is a coverage factor of 2, which gives a level of confidence of approximately 95%.

- It is important to note that the shipping stability uncertainty was obtained under temperature extremes for specific time intervals; therefore, the certified combined stressed uncertainty value should only be applied to the product if it was stored at non-standard temperature conditions up to and including 7 days. Contact Restek Technical Service at www.restek.com/Contact-Us for use recommendations if your shipment was in-transit for more than 7 days at non-standard temperature conditions.
- Apply the certified combined unstressed uncertainty value if the product was received under standard shipping conditions. Apply the certified combined stressed uncertainty value if the product was received under non-standard conditions as specified below.

| Label Conditions | Standard Conditions | Non-Standard Conditions |
|---|---------------------|-------------------------|
| 25°C Nominal (Room Temperature) | < 60°C | ≥ 60°C up to 7 days |
| 10°C or colder (Refrigerate) | < 40°C | ≥ 40°C up to 7 days |
| 0°C or colder (Freezer) -20°C or colder (Deep Freezer) | < 25°C | ≥ 25°C up to 7 days |

- Separate (not combined) uncertainty values for gravimetric uncertainty are also displayed on the certificate, if needed, separate homogeneity between-ampul uncertainty, storage stability uncertainty and shipping stability uncertainty values are available by contacting Restek Technical Service at www.restek.com/Contact-Us.
- The packaged amount is the minimum sample size for which uncertainty is valid. The ampules are over-filled to ensure that the minimum packaged amount can be sufficiently transferred.

Manufacturing Notes:

- Concentration is based upon gravimetric preparation using either a balance whose calibration has been verified daily using NIST traceable weights, and/or dilutions with Class A glassware.

Handling Notes:

- Stability of the unopened product, when stored in compliance with the recommended conditions, is guaranteed through the expiration displayed on the product label and certificate. Contact Restek for additional opened product stability information, with the knowledge/understanding that open product stability is subject to the specific handling and environmental conditions to which the product is exposed. For your convenience Restek supplies deactivated vials with most standards packed in 2mL ampules. Larger volume deactivated vials are available through Restek as a custom ordered item. Additionally, Restek sells DMDCS for the purpose of glassware deactivation as catalog number 31861, which includes complete instructions.

CERTIFICATE OF ANALYSIS

Catalog No: S-6237B
Description: Custom Semivolatile STD
Lot: 221111080
Solvent: Dichloromethane
Hazards: Refer to SDS for complete safety information

Date Certified: Nov 5, 2021
Expiration: Dec 5, 2022
Sample Size: 1 mL
Components: 29
Storage Condition: Freeze (<-10 °C)



Signal Word: Warning

Certified Reference Material



| Component | CAS # | Purity % | Prepared | Certified Analyte |
|--------------------------------|-----------|----------|---------------------------------------|---------------------------------------|
| | | (GC/MS) | Concentration ² (µg/mL) | Concentration ¹ (µg/mL) |
| 2-Acetamidofluorene | 53-96-3 | 100.0 | 2026 | 2026 |
| Aramite | 140-57-8 | 100.0 | 2013 | 2013 |
| Chlorobenzilate | 510-15-6 | 100.0 | 2001 | 2001 |
| Diallate | 2303-16-4 | 97.5 | 2062* | 2010 |
| Dibenzofuran | 132-64-9 | 100.0 | 2007 | 2007 |
| 2,6-Dichlorophenol | 87-65-0 | 100.0 | 2005 | 2005 |
| Dimethoate | 60-51-5 | 99.1 | 2011 | 1993 |
| 7,12-Dimethylbenz(a)anthracene | 57-97-6 | 100.0 | 2011 | 2011 |
| 1,3-Dinitrobenzene | 99-65-0 | 99.9 | 2009 | 2007 |
| Disulfoton | 298-04-4 | 100.0 | 2027 | 2027 |
| Ethyl methanesulfonate | 62-50-0 | 100.0 | 2011 | 2011 |
| Famphur | 52-85-7 | 99.3 | 2011 | 1997 |
| Hexachlorophene | 70-30-4 | 98.0 | 2034 | 1993 |
| Hexachloropropene | 1888-71-7 | 97.9 | 2046* | 2003 |
| Isosafrole ** | 120-58-1 | 98.1 | 2025 | 1987 |
| Methapyrilene | 91-80-5 | 98.8 | 2013 | 1989 |
| 3-Methylcholanthrene | 56-49-5 | 99.0 | 2033 | 2013 |
| Methyl methanesulfonate | 66-27-3 | 100.0 | 2006 | 2006 |
| Methyl parathion | 298-00-0 | 99.9 | 2016 | 2014 |
| 1,4-Naphthoquinone | 130-15-4 | 100.0 | 2022 | 2022 |
| Parathion | 56-38-2 | 99.6 | 2008 | 2000 |
| Pentachlorobenzene | 608-93-5 | 99.0 | 2017 | 1997 |
| Phorate | 298-02-2 | 97.8 | 2072* | 2026 |
| Safrole | 94-59-7 | 98.2 | 2033 | 1996 |
| Sulfotep | 3689-24-5 | 98.8 | 2026 | 2002 |
| 1,2,4,5-Tetrachlorobenzene | 95-94-3 | 100.0 | 2001 | 2001 |
| 2,3,4,6-Tetrachlorophenol | 58-90-2 | 95.3 | 2113* | 2014 |
| Thionazin | 297-97-2 | 97.0 | 2066* | 2004 |
| O,O,O-Triethylphosphorothioate | 126-68-1 | 100.0 | 2007 | 2007 |

ID #: 14503

Opened: _____

Custom SemiVolatile Standard

Expires: 12/5/2022

Rec'd: 11/9/2021

Energ Laboratories Inc 1120 So. 27th Street
Billings MT 59107

CERTIFICATE OF ANALYSIS

Catalog No: S-6237B
Description: Custom Semivolatile STD
Lot: 221111080
Solvent: Dichloromethane

Date Certified: Nov 5, 2021
Expiration: Dec 5, 2022
Sample Size: 1 mL
Components: 29

This Certified Reference Material was verified in accordance with ISO/IEC 17025

* Weight compensated to 100% purity.

**Mixture of isomers (75.7% Cis + 22.4 % Trans)

A product with a suffix (-1A, -2B, etc. or -01, -02, etc.) on its lot number has had its expiration date extended and is identical to the same lot number without the suffix.

² All weights are traceable through NIST, Test No. 684/289871-17

¹ Certified Analyte Concentration = Purity x Prepared Concentration.


The Uncertainty associated with the certified concentration reported on this certificate is $\pm 2.4\%$. This value is the combined expanded uncertainty and represents an estimated standard deviation equal to the positive square root of the total variation of the uncertainty of components. A normal distribution is assumed and a coverage factor of K=2 is chosen using approximately a 95% confidence level.

Labels and certificates follow U.S. Conventions in reporting numerical values: A comma (,) is used to separate units of one-thousand or greater. A period (.) is used as a decimal place marker.

The information on this certificate may not be reproduced without the express permission of the manufacturer. See reverse side for additional information

Hazard Information: Please refer to the SDS for information regarding the hazards associated with using this material.

This product was prepared according to in-house procedures and is guaranteed to be homogeneous.

Certified By: 

Larry Decker, Organic QC Manager

CERTIFICATE OF ANALYSIS

Catalog No: CLP-AS-10X
Description: Acid Surrogate
Lot: 220031065
Solvent: Methanol
Hazards: Refer to SDS for complete safety information

Date Certified: Mar 6, 2020
Expiration: Mar 6, 2023
Sample Size: 1 mL
Components: 3
Storage Condition: Ambient (>5 °C)



Signal Word: Danger

Certified Reference Material



| Component | CAS # | Purity % (GC/MS) | Prepared Concentration ² (mg/mL) | Certified Analyte Concentration ¹ (mg/mL) |
|----------------------|-----------|---------------------|---|--|
| 2-Fluorophenol | 367-12-4 | 99.8 | 20.20 | 20.16 |
| Phenol-d5 | 4165-62-2 | 99.9 | 20.05 | 20.03 |
| 2,4,6-Tribromophenol | 118-79-6 | 99.9 | 20.19 | 20.17 |

ID #: 14527
Opened: _____
Acid Surrogate
Expires: 3/6/2023
Rec'd: 11/17/2021
Energy Laboratories Inc 1120 So. 27th Street
Billings MT 59107

A product with a suffix (-1A, -2B, etc. or -01, -02, etc.) on its lot number has had its expiration date extended and is identical to the same lot number without the suffix.

² All weights are traceable through NIST, Test No. 684/289871-17

¹ Certified Analyte Concentration = Purity x Prepared Concentration.

The Uncertainty associated with the certified concentration reported on this certificate is $\pm 2.4\%$. This value is the combined expanded uncertainty and represents an estimated standard deviation equal to the positive square root of the total variation of the uncertainty of components. A normal distribution is assumed and a coverage factor of K=2 is chosen using approximately a 95% confidence level.

Labels and certificates follow U.S. Conventions in reporting numerical values: A comma (,) is used to separate units of one-thousand or greater. A period (.) is used as a decimal place marker.

The information on this certificate may not be reproduced without the express permission of the manufacturer. See reverse side for additional information

Hazard Information: Please refer to the SDS for information regarding the hazards associated with using this material.

This product was prepared according to in-house procedures and is guaranteed to be homogeneous.

Certified By: 

Larry Decker, Organic QC Manager

CERTIFIED WEIGHT REPORT

Part Number: **92180**
Lot Number: **091521**
Description: **CLP Semi-Volatile Calibration Standard**
64 components
Expiration Date: **091526**
Recommended Storage: **Freezer (0 °C)**
Nominal Concentration (µg/mL): **1000**
NIST Test ID#: **6UTB**

Solvent: **Methylene chloride**
Lot#: **104929**

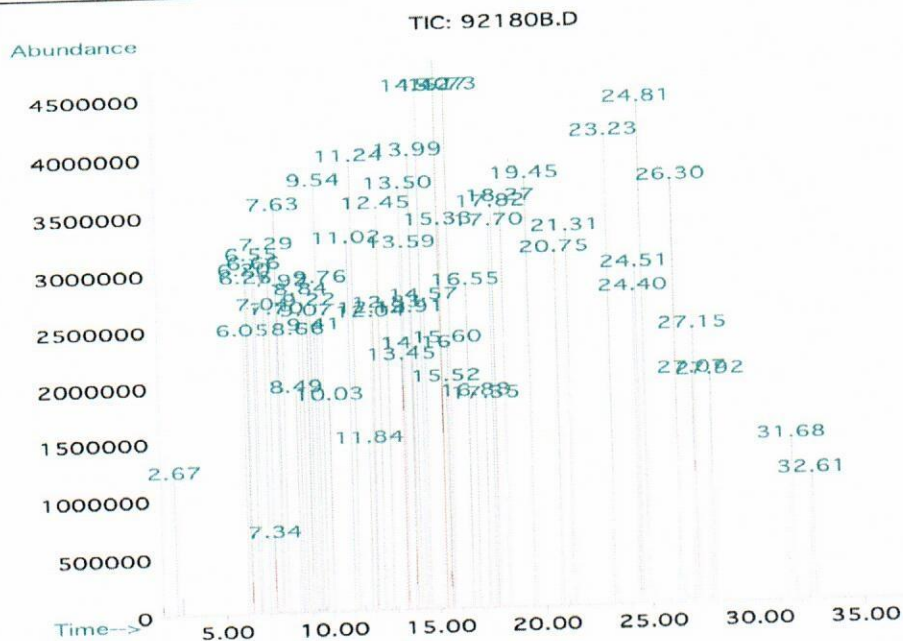
| | |
|--|----------------|
| Formulated By: <i>Prashant Chauhan</i> | 091521 DATE |
| Reviewed By: <i>Pedro L. Rentas</i> | 091521 DATE |

Weight(s) shown below were combined and diluted to (mL):
100.0 0.003 5E-05 Balance Uncertainty
Flask Uncertainty

| Compound | RM# | Lot Number | Dil. Factor | Initial Vol. (mL) | Initial Conc. (µg/mL) | Nominal Conc. (µg/mL) | Purity (%) | Uncertainty Purity (%) | Uncertainty Pipette (mL) | Target Weight(g) | Actual Weight(g) | Actual Conc. (µg/mL) | Expanded Uncertainty (+/-) (µg/mL) | SDS Information (Solvent Safety Info. On Attached pg.) | | |
|---|-------|------------|-------------|-------------------|-----------------------|-----------------------|------------|------------------------|--------------------------|------------------|------------------|----------------------|------------------------------------|--|---------------------------|--------------------|
| | | | | | | | | | | | | | | CAS# | OSHA PEL (TWA) | LOSO |
| 1. 2,2'-Oxybis(1-chloropropane) | 0078 | 012016AR | NA | NA | NA | 1000 | 98.9 | 0.2 | NA | 0.10112 | 0.10129 | 1001.7 | 4.2 | 108-60-1 | N/A | ori-rat 240mg/kg |
| 2. Hexachlorobenzene | 0195 | 051697 | NA | NA | NA | 1000 | 99 | 0.2 | NA | 0.10102 | 0.10128 | 1002.6 | 4.2 | 118-74-1 | N/A | ori-rat 10µg/kg |
| 3. bis(2-Chloroethoxy) methane | 10111 | 011214 | 0.05 | 5.00 | 20018.4 | 1000 | NA | NA | 0.017 | NA | NA | 1000.8 | 8.0 | 111-91-1 | N/A | ori-rat 10µg/kg |
| 4. bis(2-Chloroethyl) ether | 10111 | 011214 | 0.05 | 5.00 | 20014.3 | 1000 | NA | NA | 0.017 | NA | NA | 1000.5 | 8.0 | 111-44-4 | 15 ppm (90mg/m3/8H)(skin) | ori-rat 75mg/kg |
| 5. bis(2-Ethylhexyl) phthalate | 10111 | 011214 | 0.05 | 5.00 | 20008.8 | 1000 | NA | NA | 0.017 | NA | NA | 1000.3 | 8.0 | 117-81-7 | 5mg/m3/8H | ori-rat 30600mg/kg |
| 6. 4-Bromophenyl phenyl ether | 10111 | 011214 | 0.05 | 5.00 | 20011.3 | 1000 | NA | NA | 0.017 | NA | NA | 1000.4 | 8.0 | 101-55-3 | N/A | ori-rat 2330mg/kg |
| 7. Benzyl butyl phthalate | 10111 | 011214 | 0.05 | 5.00 | 20009.5 | 1000 | NA | NA | 0.017 | NA | NA | 1000.5 | 8.0 | 85-68-7 | N/A | ori-rat 2330mg/kg |
| 8. 4-Chlorophenyl phenyl ether | 10111 | 011214 | 0.05 | 5.00 | 20013.6 | 1000 | NA | NA | 0.017 | NA | NA | 1000.4 | 8.0 | 7005-72-3 | N/A | ori-rat 2330mg/kg |
| 9. Diethyl phthalate | 10111 | 011214 | 0.05 | 5.00 | 20015.7 | 1000 | NA | NA | 0.017 | NA | NA | 1000.6 | 8.0 | 84-66-2 | 5mg/m3/8H | ori-rat 8600mg/kg |
| 10. Dimethyl phthalate | 10111 | 011214 | 0.05 | 5.00 | 20011.6 | 1000 | NA | NA | 0.017 | NA | NA | 1000.7 | 8.0 | 131-11-3 | 5mg/m3/8H | ori-rat 6800mg/kg |
| 11. Di-n-butyl phthalate | 10111 | 011214 | 0.05 | 5.00 | 20012.2 | 1000 | NA | NA | 0.017 | NA | NA | 1000.5 | 8.0 | 84-74-2 | 5mg/m3/8H | ori-rat 8000mg/kg |
| 12. Di-n-octyl phthalate | 10111 | 011214 | 0.05 | 5.00 | 20010.0 | 1000 | NA | NA | 0.017 | NA | NA | 1000.5 | 8.0 | 117-84-0 | N/A | ori-rat 47000mg/kg |
| 13. N-Nitrosodimethylamine | 10111 | 011214 | 0.05 | 5.00 | 20010.5 | 1000 | NA | NA | 0.017 | NA | NA | 1000.4 | 8.0 | 62-75-9 | N/A | ori-rat 47000mg/kg |
| 14. N-Nitroso-n-propylamine | 10111 | 011214 | 0.05 | 5.00 | 20003.9 | 1000 | NA | NA | 0.017 | NA | NA | 1000.4 | 8.0 | 62-75-9 | N/A | ori-rat 47000mg/kg |
| 15. 1,2-Diphenylhydrazine (as Azobenzene) | 0112 | 042820 | 0.05 | 5.00 | 20003.9 | 1000 | NA | NA | 0.017 | NA | NA | 1000.4 | 8.0 | 62-75-9 | N/A | ori-rat 47000mg/kg |
| 16. 2-Chloronaphthalene | 0112 | 042820 | 0.05 | 5.00 | 20002.3 | 1000 | NA | NA | 0.017 | NA | NA | 1000.1 | 8.1 | 103-33-3 | N/A | ori-rat 480mg/kg |
| 17. 1,2-Dichlorobenzene | 0112 | 042820 | 0.05 | 5.00 | 20005.4 | 1000 | NA | NA | 0.017 | NA | NA | 1000.0 | 8.0 | 91-58-7 | N/A | ori-rat 1000mg/kg |
| 18. 1,3-Dichlorobenzene | 0112 | 042820 | 0.05 | 5.00 | 20003.7 | 1000 | NA | NA | 0.017 | NA | NA | 1000.2 | 8.0 | 95-50-1 | 50 ppm (300mg/m3) (CL) | ori-rat 2078mg/kg |
| 19. 1,4-Dichlorobenzene | 0112 | 042820 | 0.05 | 5.00 | 20005.4 | 1000 | NA | NA | 0.017 | NA | NA | 1000.1 | 8.0 | 541-73-1 | N/A | ori-rat 500mg/kg |
| 20. 2,4-Dinitrotoluene | 0112 | 042820 | 0.05 | 5.00 | 20003.3 | 1000 | NA | NA | 0.017 | NA | NA | 1000.2 | 8.0 | 106-46-7 | 75 ppm (450mg/m3/8H) | ori-rat 268mg/kg |
| 21. 2,6-Dinitrotoluene | 0112 | 042820 | 0.05 | 5.00 | 20002.4 | 1000 | NA | NA | 0.017 | NA | NA | 1000.1 | 8.1 | 121-14-2 | 1.5mg/m3/8H (skin) | ori-rat 177mg/kg |
| 22. Hexachloro-1,3-butadiene | 0112 | 042820 | 0.05 | 5.00 | 20009.4 | 1000 | NA | NA | 0.017 | NA | NA | 1000.0 | 8.0 | 806-20-2 | 1.5mg/m3/8H (skin) | ori-rat 82mg/kg |
| 23. Hexachlorocyclopentadiene | 0112 | 042820 | 0.05 | 5.00 | 20001.8 | 1000 | NA | NA | 0.017 | NA | NA | 1000.4 | 12.4 | 87-68-3 | 0.02 ppm (0.24mg/m3/8H) | ori-rat 1300mg/kg |
| 24. Hexachloroethane | 0112 | 042820 | 0.05 | 5.00 | 20002.4 | 1000 | NA | NA | 0.017 | NA | NA | 1000.0 | 8.0 | 77-47-4 | 0.01 ppm (0.1mg/m3/8H) | ori-rat 3200mg/kg |
| 25. Isophorone | 0112 | 042820 | 0.05 | 5.00 | 20003.8 | 1000 | NA | NA | 0.017 | NA | NA | 1000.0 | 8.0 | 67-72-1 | 1 ppm (10mg/m3/8H)(skin) | ori-rat 4970mg/kg |
| 26. Nitrobenzene | 0112 | 042820 | 0.05 | 5.00 | 20004.9 | 1000 | NA | NA | 0.017 | NA | NA | 1000.1 | 8.1 | 78-59-1 | 25 ppm | ori-rat 2330mg/kg |
| 27. 1,2,4-Trichlorobenzene | 0112 | 042820 | 0.05 | 5.00 | 20002.0 | 1000 | NA | NA | 0.017 | NA | NA | 1000.1 | 8.0 | 98-95-3 | 1 ppm (5mg/m3/8H)(skin) | ori-rat 780mg/kg |
| 28. o-Cresol (2-Methylphenol) | 0114 | 081919 | 0.05 | 5.00 | 20010.2 | 1000 | NA | NA | 0.017 | NA | NA | 1000.0 | 8.0 | 120-82-1 | 5 ppm (CL) (40mg/m3) | ori-rat 756mg/kg |
| 29. p-Cresol (4-Methylphenol) | 0114 | 081919 | 0.05 | 5.00 | 20061.2 | 1000 | NA | NA | 0.017 | NA | NA | 1000.4 | 8.0 | 95-48-7 | 5 ppm (22mg/m3/8H)(skin) | ori-rat 121mg/kg |
| 30. 2,4,5-Trichlorophenol | 0114 | 081919 | 0.05 | 5.00 | 20023.2 | 1000 | NA | NA | 0.017 | NA | NA | 1003.0 | 8.0 | 106-44-5 | 5 ppm (22mg/m3/8H)(skin) | ori-rat 207mg/kg |
| 31. 4-Chloroaniline | 0115 | 060512 | 0.05 | 5.00 | 20009.6 | 1000 | NA | NA | 0.017 | NA | NA | 1001.1 | 8.0 | 95-95-4 | N/A | ori-rat 820mg/kg |
| 32. Dibenzofuran | 0115 | 060512 | 0.05 | 5.00 | 20020.2 | 1000 | NA | NA | 0.017 | NA | NA | 1000.9 | 8.0 | 132-64-9 | N/A | ori-rat 310mg/kg |
| 33. 2-Methylnaphthalene | 0115 | 060512 | 0.05 | 5.00 | 20012.9 | 1000 | NA | NA | 0.017 | NA | NA | 1000.5 | 8.1 | 91-57-6 | N/A | ori-rat 1630mg/kg |
| 34. 2-Nitroaniline | 0115 | 060512 | 0.05 | 5.00 | 20011.8 | 1000 | NA | NA | 0.017 | NA | NA | 1000.5 | 8.0 | 88-74-4 | N/A | ori-rat 1600mg/kg |
| 35. 3-Nitroaniline | 0115 | 060512 | 0.05 | 5.00 | 20018.6 | 1000 | NA | NA | 0.017 | NA | NA | 1000.8 | 8.0 | 99-09-2 | N/A | ori-rat 535mg/kg |
| 36. 4-Nitroaniline | 0115 | 060512 | 0.05 | 5.00 | 20014.9 | 1000 | NA | NA | 0.017 | NA | NA | 1000.8 | 8.0 | 100-01-6 | 1 ppm (6mg/m3/8H)(skin) | ori-rat 750mg/kg |
| 37. 4-Chloro-3-methylphenol | 10118 | 072120 | 0.05 | 5.00 | 20003.9 | 1000 | NA | NA | 0.017 | NA | NA | 1000.0 | 8.0 | 95-57-7 | N/A | ori-rat 1830mg/kg |
| 38. 2-Chlorophenol | 10118 | 072120 | 0.05 | 5.00 | 20002.9 | 1000 | NA | NA | 0.017 | NA | NA | 1000.1 | 8.0 | 59-50-7 | N/A | ori-rat 670mg/kg |
| 39. 2,4-Dichlorophenol | 10118 | 072120 | 0.05 | 5.00 | 20003.1 | 1000 | NA | NA | 0.017 | NA | NA | 1000.0 | 8.0 | 120-83-2 | N/A | ori-rat 580mg/kg |
| 40. 2,4-Dimethylphenol | 10118 | 072120 | 0.05 | 5.00 | 20001.8 | 1000 | NA | NA | 0.017 | NA | NA | 1000.1 | 8.1 | 105-67-9 | N/A | ori-rat 3200mg/kg |
| 41. 2,4-Dinitrophenol | 10118 | 072120 | 0.05 | 5.00 | 20002.5 | 1000 | NA | NA | 0.017 | NA | NA | 1000.0 | 8.0 | 51-28-5 | N/A | ori-rat 30mg/kg |
| 42. 4,6-Dinitro-2-methylphenol | 10118 | 072120 | 0.05 | 5.00 | 20003.7 | 1000 | NA | NA | 0.017 | NA | NA | 1000.0 | 8.0 | 534-52-1 | N/A | ori-rat 334mg/kg |
| 43. 2-Nitrophenol | 10118 | 072120 | 0.05 | 5.00 | 20002.0 | 1000 | NA | NA | 0.017 | NA | NA | 1000.0 | 8.0 | 88-75-5 | N/A | ori-rat 250mg/kg |
| 44. 4-Nitrophenol | 10118 | 072120 | 0.05 | 5.00 | 20002.8 | 1000 | NA | NA | 0.017 | NA | NA | 1000.0 | 8.0 | 100-02-7 | N/A | ori-rat 27mg/kg |
| 45. Pentachlorophenol | 10118 | 072120 | 0.05 | 5.00 | 20003.9 | 1000 | NA | NA | 0.017 | NA | NA | 1000.1 | 8.0 | 87-86-5 | 0.5mg/m3/8H (skin) | ori-rat 317mg/kg |
| 46. Phenol | 10118 | 072120 | 0.05 | 5.00 | 20004.2 | 1000 | NA | NA | 0.017 | NA | NA | 1000.1 | 8.0 | 108-95-2 | 5 ppm (19mg/m3/8H)(skin) | ori-rat 820mg/kg |
| 47. 2,4,6-Trichlorophenol | 10118 | 072120 | 0.05 | 5.00 | 2001.2 | 1000 | NA | NA | 0.018 | NA | NA | 1000.5 | 4.1 | 83-32-9 | N/A | ori-rat 800mg/kg |
| 48. Acenaphthene | 1007 | 042420 | 0.50 | 50.00 | 2001.2 | 1000 | NA | NA | 0.018 | NA | NA | 1000.0 | 4.2 | 208-96-8 | N/A | ori-rat 200mg/kg |
| 49. Acenaphthylene | 1007 | 042420 | 0.50 | 50.00 | 2000.3 | 1000 | NA | NA | 0.018 | NA | NA | 1000.1 | 4.1 | 120-12-7 | 0.2mg/m3 (8H) | ori-rat 430mg/kg |
| 50. Anthracene | 1007 | 042420 | 0.50 | 50.00 | 2000.3 | 1000 | NA | NA | 0.018 | NA | NA | 1000.6 | 4.2 | 56-55-3 | N/A | ori-rat 50mg/kg |
| 51. Benzo(a)anthracene | 1007 | 042420 | 0.50 | 50.00 | 2000.9 | 1000 | NA | NA | 0.018 | NA | NA | 1000.4 | 4.1 | 50-32-8 | 0.2mg/m3 (8H) | ori-rat 50mg/kg |
| 52. Benzo(a)pyrene | 1007 | 042420 | 0.50 | 50.00 | 2001.2 | 1000 | NA | NA | 0.018 | NA | NA | 1000.5 | 4.1 | 205-99-2 | N/A | ori-rat 50mg/kg |
| 53. Benzo(b)fluoranthene | 1007 | 042420 | 0.50 | 50.00 | 2000.9 | 1000 | NA | NA | 0.018 | NA | NA | 1000.4 | 4.1 | 207-08-9 | N/A | ori-rat 50mg/kg |
| 54. Benzo(k)fluoranthene | 1007 | 042420 | 0.50 | 50.00 | 2000.9 | 1000 | NA | NA | 0.018 | NA | NA | 1000.5 | 4.1 | 207-08-9 | N/A | ori-rat 50mg/kg |
| 55. Benzo(g,h)perylene | 1007 | 042420 | 0.50 | 50.00 | 2000.3 | 1000 | NA | NA | 0.018 | NA | NA | 1000.4 | 4.1 | 191-24-2 | N/A | ori-rat 200mg/kg |
| 56. Carbazole | 1007 | 042420 | 0.50 | 50.00 | 2000.8 | 1000 | NA | NA | 0.018 | NA | NA | 1000.3 | 4.2 | 86-74-8 | N/A | ori-rat 200mg/kg |
| 57. Chrysene | 1007 | 042420 | 0.50 | 50.00 | 2000.3 | 1000 | NA | NA | 0.018 | NA | NA | 1000.3 | 4.2 | 218-01-9 | 0.2mg/m3 | ori-rat 200mg/kg |
| 58. Dibenz(a,h)anthracene | 1007 | 042420 | 0.50 | 50.00 | 2000.3 | 1000 | NA | NA | 0.018 | NA | NA | 1000.3 | 4.2 | 53-70-3 | 0.2mg/m3 | ori-rat 200mg/kg |
| 59. Fluoranthene | 1007 | 042420 | 0.50 | 50.00 | 2000.9 | 1000 | NA | NA | 0.018 | NA | NA | 1000.1 | 4.2 | 206-44-0 | N/A | ori-rat 200mg/kg |
| 60. Fluorene | 1007 | 042420 | 0.50 | 50.00 | 2000.9 | 1000 | NA | NA | 0.018 | NA | NA | 1000.3 | 4.2 | 86-73-7 | N/A | ori-rat 200mg/kg |
| 61. Indeno(1,2,3-cd)pyrene | 1007 | 042420 | 0.50 | 50.00 | 2000.1 | 1000 | NA | NA</ | | | | | | | | |



Method GC8MSD-2.M: Column:SBB-5 (30m X 0.25mm ID X 0.25µm film thickness) Temp 1 = 50°C (1min.), Temp 2 = 300°C (14 min.), Rate = 10°C/min., Injector B = 250°C, Detector B = 290°C, Split Ratio = 100:1, Scan Rate = 2. Analysis performed by Melissa Stonier.



| Peak No | Name | MSD RT (min.) |
|---------|---|---------------|
| 1 | N-nitrosodimethylamine | 2.67 |
| 2 | Phenol | 6.05 |
| 3 | bis(2-Chloroethyl)ether | 6.20 |
| 4 | 2-Chlorophenol | 6.26 |
| 5 | 1,3-Dichlorobenzene | 6.55 |
| 6 | 1,4-Dichlorobenzene | 6.63 |
| 7 | 1,2-Dichlorobenzene | 7.04 |
| 8 | o-Cresol (2-methylphenol) | 7.29 |
| 9 | bis(2-Chloroisopropyl)ether | 7.34 |
| 10 | p-Cresol (4-methylphenol)/N-nitrosodi-n-propylamine | 7.63 |
| 11 | Hexachloroethane | 7.70 |
| 12 | Nitrobenzene | 7.92 |
| 13 | Isophorone | 8.49 |
| 14 | 2-Nitrophenol | 8.66 |
| 15 | 2,4-Dimethylphenol | 8.84 |
| 16 | bis(2-Chloroethoxy)methane | 9.07 |
| 17 | 2,4-Dichlorophenol | 9.22 |
| 18 | 1,2,4-Trichlorobenzene | 9.41 |
| 19 | Naphthalene | 9.54 |
| 20 | 4-Chloroaniline | 9.76 |
| 21 | Hexachloro-1,3-Butadiene | 10.03 |
| 22 | 4-Chloro-3-methylphenol | 11.02 |
| 23 | 2-Methylnaphthalene | 11.24 |
| 24 | Hexachlorocyclopentadiene | 11.84 |
| 25 | 2,4,6-Trichlorophenol | 12.04 |
| 26 | 2,4,5-Trichlorophenol | 12.13 |
| 27 | 2-Chloronaphthalene | 12.45 |
| 28 | 2-Nitroaniline | 12.84 |
| 29 | Dimethyl phthalate | 13.45 |
| 30 | Acenaphthylene | 13.50 |
| 31 | 2,6-Dinitrotoluene | 13.59 |
| 32 | 3-Nitroaniline | 13.91 |
| 33 | Acenaphthene | 13.99 |
| 34 | 2,4-Dinitrophenol | 14.16 |
| 35 | Dibenzofuran/4-Nitrophenol | 14.40 |
| 36 | 2,4-Dinitrotoluene | 14.57 |
| 37 | Diethyl phthalate/fluorene | 15.27 |
| 38 | 4-Chlorophenyl phenyl ether | 15.33 |
| 39 | 4-Nitroaniline | 15.52 |
| 40 | 4,6-Dinitro-2-methylphenol | 15.60 |
| 41 | Azobenzene | 15.73 |
| 42 | 4-Bromophenyl phenyl ether | 16.56 |
| 43 | Hexachlorobenzene | 16.89 |
| 44 | Pentachlorophenol | 17.70 |
| 45 | Phenanthrene | 17.82 |
| 46 | Anthracene | 17.82 |
| 47 | Carbazole | 18.27 |
| 48 | Di-n-butyl phthalate | 19.45 |
| 49 | Fluoranthene | 20.75 |
| 50 | Pyrene | 21.31 |
| 51 | Benzyl butyl phthalate | 23.23 |
| 52 | Benzo(a)anthracene | 24.40 |
| 53 | Chrysene | 24.51 |
| 54 | bis(2-Ethylhexyl)phthalate | 24.82 |
| 55 | Di-n-octyl phthalate | 26.30 |
| 56 | Benzo(b)fluoranthene | 27.07 |
| 57 | Benzo(k)fluoranthene | 27.15 |
| 58 | Benzo(a)pyrene | 27.92 |
| 59 | Indeno(1,2,3-cd)pyrene/Dibenz(a,h)anthracene | 31.68 |
| 60 | Benzo(g,h,i)perylene | 32.61 |



Analytical RunID SV5973N.I_211228A Standards Traceability Report

Spike ID: sv100507
Spike Name: BNA mix
Prep Date: 6/9/2021
Exp Date: 3/31/2022
Department: GCMSSEMI
Vendor:
Lot Number:
Balance ID:
Comments: 200 ug/mL

Type: Secondary
Prep By: Sean McGrew
Status: New

Final Volume: 1.5 mL

| Chemical/Solvent Used | Bottle No | Amt | Units | Expires |
|-----------------------|-----------------------|------|-------|-----------|
| Dichloromethane EA342 | 13510 | 0.51 | mL | 3/31/2022 |

| Stock Source | Base Units | Amount Added |
|--------------|------------|--------------|
| sv82908 | ug/mL | 0.03 mL |
| sv83301 | ug/mL | 0.15 mL |
| sv83406 | ug/mL | 0.15 mL |
| sv83419 | ug/mL | 0.15 mL |
| sv82913 | ug/mL | 0.15 mL |
| sv83410 | ug/mL | 0.15 mL |
| sv83407 | ug/mL | 0.06 mL |
| sv83201 | ug/mL | 0.15 mL |



Analytical RunID SV5973N.I_211228A Standards Traceability Report

Spike ID: sv100516

Spike Name: BNA Internals 2000 ug/mL

Prep Date: 7/25/2021

Exp Date: 6/30/2023

Department: GCMSSEMI

Vendor: Chemservice

Lot Number: 8443500

Balance ID:

Comments:

Type: Secondary

Prep By: John P. Heine

Status: New

Final Volume: 2.12 mL

| Chemical/Solvent Used | Bottle No | Amt | Units | Expires |
|-----------------------|-----------------------|--------------|-------|-----------|
| Dichloromethane EA342 | 13510 | 1.06 | mL | 6/30/2023 |
| Stock Source | Base Units | Amount Added | | |
| sv83506 | ug/mL | 1.06 mL | | |



Analytical RunID SV5973N.I_211228A Standards Traceability Report

Spike ID: sv100714

Spike Name: BNA 2nd source

Prep Date: 12/20/2021

Exp Date: 10/1/2022

Department: GCMSSEMI

Vendor:

Lot Number:

Balance ID:

Comments: 200 ug/mL

Type: Secondary

Prep By: Sean McGrew

Status: New

Final Volume: 1 mL

| Chemical/Solvent Used | Bottle No | Amt | Units | Expires |
|-----------------------|-----------------------|------|-------|-----------|
| Dichloromethane EA342 | 13510 | 0.54 | mL | 10/1/2022 |

| Stock Source | Base Units | Amount Added |
|--------------|------------|--------------|
| sv83514 | ug/mL | 0.1 mL |
| sv82702 | ug/mL | 0.02 mL |
| sv83218 | ug/mL | 0.1 mL |
| sv83408 | ug/mL | 0.2 mL |
| sv83411 | ug/mL | 0.04 mL |



Analytical RunID SV5973N.I_211228A Standards Traceability Report

Standard ID: sv82702

Standard Name: AE Surr

Prep Date: 8/28/2018

Exp Date: 4/30/2023

Department: GCMSPR

Vendor: Restek

Lot Number: A0137474

Balance ID:

Comments:

Type: Primary

Prep By: Craig A. Bardelli

Status: New

Final Volume: mL

| Chemical/Solvent Used | Bottle No | Amt | Units | Expires |
|------------------------------------|-----------------------|--------------|-------|-----------|
| Acid Surrogate Standard Mix (4/89) | 10707 | 1 | mL | 4/30/2023 |
| Stock Source | Base Units | Amount Added | | |



Analytical RunID SV5973N.I_211228A Standards Traceability Report

Spike ID: sv82908

Spike Name: AE surr

Prep Date: 4/10/2019

Exp Date: 3/31/2022

Department: GCMSSEMI

Vendor: Sigma-Aldrich

Lot Number: LRAC2239

Balance ID:

Comments:

Type: Primary

Prep By: Sean McGrew

Status: New

Final Volume: mL

| Chemical/Solvent Used | Bottle No | Amt | Units | Expires |
|---------------------------------------|-----------------------|--------------|-------|-----------|
| EPA 8270 Acids Surrogate Spike Mix HC | 11383 | | mL | 3/31/2022 |
| Stock Source | Base Units | Amount Added | | |



Analytical RunID SV5973N.I_211228A Standards Traceability Report

Spike ID: sv82913

Spike Name: BNA Custom for cal

Prep Date: 5/2/2019

Exp Date: 5/28/2023

Department: GCMSSEMI

Vendor: AccuStandard

Lot Number: 219041483

Balance ID:

Comments:

Type: Primary

Prep By: Sean McGrew

Status: New

Final Volume: 1 mL

| Chemical/Solvent Used | Bottle No | Amt | Units | Expires |
|-----------------------|-----------------------|--------------|-------|-----------|
| Custom BNA Mix | 11451 | | mL | 5/28/2023 |
| Stock Source | Base Units | Amount Added | | |



Analytical RunID SV5973N.I_211228A Standards Traceability Report

Spike ID: sv83201

Spike Name: Phenols mix

Prep Date: 3/17/2020

Exp Date: 1/31/2028

Department: GCMSSEMI

Vendor: Restek

Lot Number: A0157111

Balance ID:

Comments:

Type: Primary

Prep By: Sean McGrew

Status: New

Final Volume: 1 mL

| Chemical/Solvent Used | Bottle No | Amt | Units | Expires |
|-----------------------------|-----------------------|-----|-------|-----------|
| 604 Phenols Calibration Mix | 12512 | | mL | 1/31/2028 |

| Stock Source | Base Units | Amount Added |
|--------------|------------|--------------|
|--------------|------------|--------------|



Analytical RunID SV5973N.I_211228A Standards Traceability Report

Spike ID: SV83202

Spike Name: BNA 2nd source short

Prep Date: 3/24/2020

Exp Date: 3/16/2023

Department: GCMSSEMI

Vendor: Absolute Standards

Lot Number: 031620

Balance ID:

Comments:

Type: Primary

Prep By: Sean McGrew

Status: New

Final Volume: 1 mL

| Chemical/Solvent Used | Bottle No | Amt | Units | Expires |
|-------------------------------|-----------------------|--------------|-------|-----------|
| BNA 2nd Source Standard Rev 1 | 12532 | | mL | 3/16/2023 |
| Stock Source | Base Units | Amount Added | | |



Analytical RunID SV5973N.I_211228A Standards Traceability Report

Spike ID: sv83218

Spike Name: Benzidines

Prep Date: 7/7/2020

Exp Date: 5/1/2024

Department: GCMSSEMI

Vendor: AccuStandard

Lot Number: 220041353

Balance ID:

Comments: 2000 ug/mL 12839

Type: Primary

Prep By: John P. Heine

Status: New

Final Volume: 1 mL

| Chemical/Solvent Used | Bottle No | Amt | Units | Expires |
|------------------------------------|-----------------------|-----|-------|----------|
| Benzidine & 3,3'-Dichlorobenzidine | 12839 | 1 | mL | 5/1/2024 |

| Stock Source | Base Units | Amount Added |
|--------------|------------|--------------|
|--------------|------------|--------------|



Analytical RunID SV5973N.I_211228A Standards Traceability Report

Spike ID: sv83301

Spike Name: PAH Mix

Prep Date: 7/13/2020

Exp Date: 9/30/2022

Department: GCMSSEMI

Vendor: Sigma-Aldrich

Lot Number: LRAC3877

Balance ID:

Comments: 4 x 1mL

Type: Primary

Prep By: John P. Heine

Status: New

Final Volume: 6 mL

| Chemical/Solvent Used | Bottle No | Amt | Units | Expires |
|-----------------------|-----------------------|--------------|-------|-----------|
| TCL PAH Mix | 12846 | 6 | mL | 9/30/2022 |
| Stock Source | Base Units | Amount Added | | |



Analytical RunID SV5973N.I_211228A Standards Traceability Report

Spike ID: sv83406

Spike Name: BN mix 2000ug/mL

Prep Date: 1/20/2021

Exp Date: 1/31/2023

Department: GCMSSEMI

Vendor: Sigma-Aldrich

Lot Number: LRAC4915

Balance ID:

Comments:

Type: Primary

Prep By: Sean McGrew

Status: New

Final Volume: 1 mL

| Chemical/Solvent Used | Bottle No | Amt | Units | Expires |
|-----------------------|-----------------------|--------------|-------|-----------|
| TCL Base-Neutrals Mix | 13494 | 1 | mL | 1/31/2023 |
| Stock Source | Base Units | Amount Added | | |



Analytical RunID SV5973N.I_211228A Standards Traceability Report

Standard ID: sv83407

Standard Name: BN Surr 5000 ug/mL

Prep Date: 12/14/2020

Exp Date: 10/31/2026

Department: GCMSSEMI

Vendor: Restek

Lot Number: A0166081

Balance ID:

Comments:

Type: Primary

Prep By: John P. Heine

Status: New

Final Volume: 5 mL

| Chemical/Solvent Used | Bottle No | Amt | Units | Expires |
|------------------------------|-----------------------|--------------|-------|------------|
| B/N Surrogate Mix (4/89 SOW) | 13328 | 1 | mL | 10/31/2026 |
| Stock Source | Base Units | Amount Added | | |



Analytical RunID SV5973N.I_211228A Standards Traceability Report

Spike ID: sv83408

Spike Name: 625 LCS Spk

Prep Date: 2/9/2021

Exp Date: 2/2/2026

Department: GCMSPR

Vendor: Absolute Standards

Lot Number: 050120

Balance ID:

Comments: 12x1mL ampules

Type: Primary

Prep By: Ryan F. Benge

Status: Open

Final Volume: 1 mL

| Chemical/Solvent Used | Bottle No | Amt | Units | Expires |
|--|-----------------------|--------------|-------|----------|
| CLP Semi-Volatiel Calibration Standard | 13539 | 1 | mL | 2/2/2026 |
| Stock Source | Base Units | Amount Added | | |



Analytical RunID SV5973N.I_211228A Standards Traceability Report

Spike ID: sv83410

Spike Name: H.S. Mix

Prep Date: 4/7/2021

Exp Date: 2/28/2024

Department: GCMSSEMI

Vendor: Sigma-Aldrich

Lot Number: LRAC9004

Balance ID:

Comments: 2000 ug/mL

Type: Primary

Prep By: Sean McGrew

Status: New

Final Volume: mL

| Chemical/Solvent Used | Bottle No | Amt | Units | Expires |
|---|-----------------------|-----|-------|-----------|
| EPA TCL Hazardous Substances Mix (12 cmpds) | 13691 | | mL | 2/28/2024 |

| Stock Source | Base Units | Amount Added |
|--------------|------------|--------------|
|--------------|------------|--------------|



Analytical RunID SV5973N.I_211228A Standards Traceability Report

Spike ID: sv83411

Spike Name: BN surr

Prep Date: 4/7/2021

Exp Date: 11/20/2026

Department: GCMSSEMI

Vendor: Restek

Lot Number: A6167670

Balance ID:

Comments: 5000 ug/mL

Type: Primary

Prep By: Sean McGrew

Status: New

Final Volume: mL

| Chemical/Solvent Used | Bottle No | Amt | Units | Expires |
|------------------------------|-----------------------|--------------|-------|------------|
| B/N Surrogate Mix (4/89 SOW) | 13666 | | mL | 11/20/2026 |
| Stock Source | Base Units | Amount Added | | |



Analytical RunID SV5973N.I_211228A Standards Traceability Report

Spike ID: sv83419

Spike Name: Benzidines CAL 2000ug/mL

Prep Date: 5/18/2021

Exp Date: 4/30/2023

Department: GCMSSEMI

Vendor: Agilent

Lot Number: 0006592783

Balance ID:

Comments: 2000 ug/mL

Type: Primary

Prep By: John P. Heine

Status: New

Final Volume: 1 mL

| Chemical/Solvent Used | Bottle No | Amt | Units | Expires |
|-----------------------|-----------------------|--------------|-------|-----------|
| Benzidines Standard | 13854 | 1 | mL | 4/30/2023 |
| Stock Source | Base Units | Amount Added | | |



Analytical RunID SV5973N.I_211228A Standards Traceability Report

Standard ID: sv83506

Standard Name: BNA Internals 4000 ug/mL

Prep Date: 6/18/2021

Exp Date: 6/30/2023

Department: GCMSSEMI

Vendor: Chemservice

Lot Number: 8443500

Balance ID:

Comments:

Type: Secondary

Prep By: John P. Heine

Status: New

Final Volume: 8 mL

| Chemical/Solvent Used | Bottle No | Amt | Units | Expires |
|-------------------------------|-----------------------|-----|-------|-----------|
| Mixture #8-Internal Standards | 13968 | 8 | mL | 6/30/2023 |

| Stock Source | Base Units | Amount Added |
|--------------|------------|--------------|
|--------------|------------|--------------|



Analytical RunID SV5973N.I_211228A Standards Traceability Report

Spike ID: sv83514

Spike Name: Additional

Prep Date: 9/22/2021

Exp Date: 10/1/2022

Department: GCMSPR

Vendor: AccuStandard

Lot Number: 22002155-02

Balance ID:

Comments: 12x1mL ampules

Type: Primary

Prep By: Ryan F. Bengel

Status: Open

Final Volume: 1 mL

| Chemical/Solvent Used | Bottle No | Amt | Units | Expires |
|-------------------------------|-----------------------|-----|-------|-----------|
| Custom Semi-Volatile Standard | 14279 | 1 | mL | 10/1/2022 |

| Stock Source | Base Units | Amount Added |
|--------------|------------|--------------|
|--------------|------------|--------------|



Analytical RunID SV5973N.I_211228A Standards Traceability Report

Spike ID: sv90820

Spike Name: BNA 2nd source short (new)

Prep Date: 3/24/2020

Exp Date: 3/16/2023

Department: GCMSSEMI

Vendor:

Lot Number:

Balance ID:

Comments: 200 ug/mL

Type: Secondary

Prep By: Sean McGrew

Status: New

Final Volume: 1.5 mL

| Chemical/Solvent Used | Bottle No | Amt | Units | Expires |
|-----------------------|-----------------------|------|-------|-----------|
| Dichloromethane DX975 | 12485 | 1.35 | mL | 3/16/2023 |

| Stock Source | Base Units | Amount Added |
|--------------|------------|--------------|
| sv83202 | ug/mL | 0.15 mL |

RESTEK CERTIFIED REFERENCE MATERIAL

110 Benner Circle
 Bellefonte, PA 16823-8812
 Tel: (800)356-1688
 Fax: (814)353-1309

www.restek.com

Certificate of Analysis



FOR LABORATORY USE ONLY-READ SDS PRIOR TO USE.

This Reference Material is intended for Laboratory Use Only as a standard for the qualitative and/or quantitative determination of the analyte(s) listed.

Catalog No. : 31063 Lot No.: A0137474
 Description : Acid Surrogate Standard Mix (4/89)
 Acid Surrogate Standard Mix (4/89) 10,000 µg/mL, Methanol, 1mL/ampul
 Container Size : 2 mL Pkg Amt: > 1 mL
 Expiration Date : April 30, 2023 Storage: 10°C or colder

CERTIFIED VALUES

| Elution Order | Compound | Grav. Conc. (weight/volume) | Expanded Uncertainty (35 % C.L.; K=2) | | | |
|---------------|----------------------|-----------------------------------|---------------------------------------|----------|-------|-------------|
| 1 | 2-Fluorophenol | 10,046.4 µg/mL (Lot STBD7945V) | +/- | 58.8239 | µg/mL | Gravimetric |
| | CAS # 367-12-4 | | +/- | 293.2702 | µg/mL | Unstressed |
| | Purity 99% | | +/- | 355.8400 | µg/mL | Stressed |
| 2 | Phenol-d6 | 10,023.6 µg/mL (Lot PR-27801) | +/- | 58.6904 | µg/mL | Gravimetric |
| | CAS # 13127-88-3 | | +/- | 292.6047 | µg/mL | Unstressed |
| | Purity 99% | | +/- | 355.0324 | µg/mL | Stressed |
| 3 | 2,4,6-Tribromophenol | 10,057.2 µg/mL (Lot 29699MJV) | +/- | 58.8871 | µg/mL | Gravimetric |
| | CAS # 118-79-6 | | +/- | 293.5855 | µg/mL | Unstressed |
| | Purity 99% | | +/- | 356.2225 | µg/mL | Stressed |
| Solvent: | Methanol | | | | | |
| | CAS # 67-56-1 | | | | | |
| | Purity 99% | | | | | |

ID #: 10707
 Opened:
 Acid Surrogate Standard Mix (4/89)
 Expires: 4/30/2023
 Rec'd: 8/24/2018
 Energy Laboratories Inc 1120 So 27th Street
 Billings MT 59107

Certificate of Analysis

EPA 8270 ACIDS SURROGATE SPIKE MIX
HC, 1X1ML, 10MG/ML, METHANOL

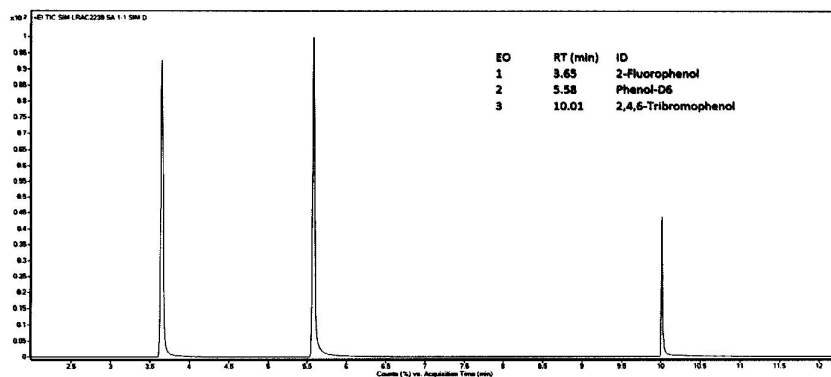
*Certified
Reference
Material*

Description

Product ID 47260-U
Lot LRAC2239
Expiration Date March 2022
Manufacturing Date March 2019
Storage Conditions Room Temperature
Solvent/Matrix METHANOL

Certified Values

| Analyte | Units | Certified Value ^{1,4} | Raw Material Purity, % | Analytical Value | Elution order | Raw Material Lot | CAS |
|----------------------|-------|--------------------------------|------------------------|------------------|---------------|------------------|------------|
| 2-FLUOROPHENOL | µg/mL | 9930 ± 288 | 99.9 | 10037 | 1 | LB92543 | 367-12-4 |
| PHENOL-D6 | µg/mL | 9930 ± 290 | 99.4 | 9900 | 2 | LB91168 | 13127-88-3 |
| 2,4,6-TRIBROMOPHENOL | µg/mL | 9930 ± 318 | 99.7 | 9900 | 3 | LB81262 | 118-79-6 |



Additional Information:

Analytical Method Parameters:

Column: SLB-5MS, 30 m x 0.25 mm x 0.25 µm df, Flow: 1.0 ml/min
Inlet: 200 °C, Injection Mode: Split, 60:1
80 °C (5 min) to 250 °C (3 min) at 40 °C/min
Detector: MSD, SIM, Transfer line: 250 °C
Injection Volume: 0.5 µL

ID #: 11383

Opened:

EPA 8270 Acids Surrogate Spike Mix HC

Expires: 3/31/2022

Rec'd: 4/10/2019

Energay Laboratories Inc 1120 So. 27th Street
Billings MT 59107



SIGMA-ALDRICH
2601 Soldier Springs Rd. Laramie, Wyoming 82070 USA
307.745.5432
rntechgroup@sigma.com www.sigma-aldrich.com

125 Market Street
New Haven, CT 06513
USA



AccuStandard®

Tel (203)786-5290
Fax (203)786-5287
www.AccuStandard.com


CERTIFICATE OF ANALYSIS

Catalog No: S-6237A-R1
Description: Custom BNA Mix
Lot: 219041483
Solvent: Dichloromethane
Hazards: Refer to SDS for complete safety information

Date Certified: Apr 24, 2019
Expiration: May 24, 2021
Sample Size: 1 mL
Components: 6
Storage Condition: Ambient (>5 °C)



Signal Word: Warning



| Component | CAS # | Purity % (GC/MS) | Prepared Concentration ² (µg/mL) | Certified Analyte Concentration ¹ (µg/mL) |
|-------------------------|-----------|---------------------|---|--|
| 4-Chloro-2-methylphenol | 1570-64-5 | 97.0 | 2068* | 2006 |
| 4-Chlorophenol | 106-48-9 | 98.6 | 2000 | 1972 |
| 1-Methylnaphthalene | 90-12-0 | 98.4 | 2000 | 1968 |
| Pyridine | 110-86-1 | 98.7 | 2008 | 1982 |
| o-Terphenyl | 84-15-1 | 99.9 | 2000 | 1998 |
| Triallate | 2303-17-5 | 99.6 | 2004 | 2002 |

ID #: 11451

Opened:

Custom BNA Mix

Expires: 5/24/2021

Rec'd: 5/2/2019

Enerov Laboratories, Inc. 1120 So. 27th Street
Billings MT 59107

* Weight compensated to 100% purity.

A product with a suffix (-1A, -2B, etc. or -01, -02, etc.) on its lot number has had its expiration date extended and is identical to the same lot number without the suffix.

² All weights are traceable through NIST, Test No. 684/289871-17

¹ Certified Analyte Concentration = Purity x Prepared Concentration.

The Uncertainty associated with the certified concentration reported on this certificate is ±2.4%. This value is the combined expanded uncertainty and represents an estimated standard deviation equal to the positive square root of the total variation of the uncertainty of components. A normal distribution is assumed and a coverage factor of K=2 is chosen using approximately a 95% confidence level.

Labels and certificates follow U.S. Conventions in reporting numerical values: A comma (,) is used to separate units of one-thousand or greater. A period (.) is used as a decimal place marker.

The information on this certificate may not be reproduced without the express permission of the manufacturer. See reverse side for additional information

Certified By:

Larry Decker, Organic QC Manager

Page 1 of 1

For use in routine laboratory analysis.

AccuStandard is accredited to ISO 17034, ISO/IEC 17025 and certified to ISO 9001:2015

QR-ORG/NO-001
Rev. 5/18

2

Honeywell

CERTIFICATE OF ANALYSIS

Honeywell Burdick & Jackson®
1953 South Harvey Street
Muskegon, MI 49442
Phone: (800) 368-0050
Fax: (231) 728-8226
www.lab-honeywell.com

Brand: Research Chemicals - B&J
Product: CS299AA-200
Lot No.: DX975
Production Date: 16-Dec-2019
Best Before: 15-Dec-2021

Dichloromethane, Custom, Contains Amylene Preservative, >99.9%
for pesticide residue analysis

| Parameter | Specification | | Result | Units |
|---------------------------------|---------------|--------|--------|-------|
| | Min. | Max. | | |
| Water by Karl Fischer Titration | | 0.010 | 0.0014 | % |
| UV Cutoff | | 233 | 230 | nm |
| Refractive Index (20°C) | 1.4236 | 1.4246 | 1.4243 | |
| Residue | | 1 | <0.5 | mg/L |
| GC Analysis | 99.9 | | >99.99 | % |
| Acidity (as HCl) | | 1 | <1 | mg/L |
| Chloride | | 10 | <10 | mg/L |
| Electron Capture GC | | 10 | <10 | ng/L |
| Flame Ionization GC | | 5 | <5 | ppb |
| UV Absorbance @ 240 nm | | 0.100 | 0.0898 | AU |
| UV Absorbance @ 250 nm | | 0.010 | 0.0097 | AU |
| UV Absorbance @ 300 nm | | 0.005 | 0.0004 | AU |
| UV Absorbance @ 400 nm | | 0.005 | 0.0020 | AU |

ID #: 12485
Opened: _____
Dichloromethane DX975
Expires: 12/15/2021
Rec'd: 3/10/2020
Energy Laboratories Inc 1120 So. 27th Street
Billings MT 59107

Honeywell
Quality Control Approval

Muskegon 12/16/2019 LIMS Sample No.: AK03676

RESTEK® CERTIFIED REFERENCE MATERIAL

110 Benner Circle
 Bellefonte, PA 16823-8812
 Tel: (800)356-1688
 Fax: (814)353-1309

www.restek.com

Certificate of Analysis



FOR LABORATORY USE ONLY-READ SDS PRIOR TO USE.

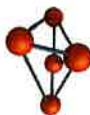
This Reference Material is intended for Laboratory Use Only as a standard for the qualitative and/or quantitative determination of the analyte(s) listed.

Catalog No.: 31029 Lot No.: A0157111
 Description: 604 Phenols Calibration Mix
 604 Calibration Std Phenols 2000µg/mL, Methanol, 1mL/ampul
 Container Size: 2 mL Pkg Amt: > 1 mL
 Expiration Date: January 31, 2028 Storage: 10°C or colder

ID #: 12512
 Opened: _____
 604 Phenols Calibration Mix
 Expires: 1/31/2028
 Rec'd: 3/17/2020
 Energy Laboratories Inc 1120 So. 27th Street
 Billings MT 59107

CERTIFIED VALUES

| Elution Order | Compound | Grav. Conc. (weight/volume) | Expanded Uncertainty (95% C.L., K=2) | | |
|---------------|---|-----------------------------|--------------------------------------|---------------|-------------|
| 1 | Phenol CAS # 108-95-2 Purity 99% (Lot SHBF9719V) | 2,004.0 µg/mL | +/- | 11.9032 µg/mL | Gravimetric |
| | | | +/- | 58.5341 µg/mL | Unstressed |
| | | | +/- | 71.0092 µg/mL | Stressed |
| 2 | 2-Chlorophenol CAS # 95-57-8 Purity 99% (Lot STBH7290) | 2,000.0 µg/mL | +/- | 11.8794 µg/mL | Gravimetric |
| | | | +/- | 58.4173 µg/mL | Unstressed |
| | | | +/- | 70.8674 µg/mL | Stressed |
| 3 | 2-Nitrophenol CAS # 88-75-5 Purity 99% (Lot BCBH7602V) | 2,000.0 µg/mL | +/- | 11.8794 µg/mL | Gravimetric |
| | | | +/- | 58.4173 µg/mL | Unstressed |
| | | | +/- | 70.8674 µg/mL | Stressed |
| 4 | 2,4-Dimethylphenol CAS # 105-67-9 Purity 99% (Lot 10165155) | 2,000.0 µg/mL | +/- | 11.8794 µg/mL | Gravimetric |
| | | | +/- | 58.4173 µg/mL | Unstressed |
| | | | +/- | 70.8674 µg/mL | Stressed |
| 5 | 2,4-Dichlorophenol CAS # 120-83-2 Purity 99% (Lot BCBJ8113V) | 2,004.0 µg/mL | +/- | 11.9032 µg/mL | Gravimetric |
| | | | +/- | 58.5341 µg/mL | Unstressed |
| | | | +/- | 71.0092 µg/mL | Stressed |
| 6 | 4-Chloro-3-methylphenol CAS # 59-50-7 Purity 99% (Lot STBC7309V) | 2,004.0 µg/mL | +/- | 11.9032 µg/mL | Gravimetric |
| | | | +/- | 58.5341 µg/mL | Unstressed |
| | | | +/- | 71.0092 µg/mL | Stressed |
| 7 | 2,4,6-Trichlorophenol CAS # 88-06-2 Purity 99% (Lot STBH7520) | 2,002.0 µg/mL | +/- | 11.8913 µg/mL | Gravimetric |
| | | | +/- | 58.4757 µg/mL | Unstressed |
| | | | +/- | 70.9383 µg/mL | Stressed |



CERTIFIED WEIGHT REPORT

Part Number: 64480
Lot Number: 031620
Description: BNA 2nd Source Standard Rev 1

Solvent: Methylene chloride
Lot# 104929

| | | | |
|----------------|-----------------|------|--------|
| Formulated By: | Gabriel Holland | DATE | 031620 |
| Reviewed By: | Pedro L. Rerras | DATE | 031620 |

Expiration Date: 031623
Recommended Storage: Refrigerate (4 °C)
Nominal Concentration (µg/mL): 2000
NIST Test ID#: 6UTB

Weight(s) shown below were combined and diluted to (mL): 20.0
SE-05 Balance Uncertainty: 0.003
Flask Uncertainty:

| Compound | RM# | Lot Number | Nominal Conc (µg/mL) | Purity (%) | Uncertainty Purity | Target Weight(g) | Actual Weight(g) | Actual Conc (µg/mL) | Expanded Uncertainty (±) (µg/mL) | CAS# | SDS Information | |
|---------------------------|-----|------------|----------------------|------------|--------------------|------------------|------------------|---------------------|----------------------------------|----------|----------------------|------------------|
| | | | | | | | | | | | OSHA PEL (TWA) | LDSO |
| 1. Aniline | 11 | 039291TV | 2000 | 99 | 0.2 | 0.04043 | 0.04075 | 2015.9 | 9.6 | 62-53-3 | 5 ppm (8H) | or-hat 250mg/kg |
| 2. Benzidine | 27 | SLBH5327V | 2000 | 98 | 0.2 | 0.04084 | 0.04088 | 2001.9 | 9.5 | 92-87-5 | N/A | or-hat 309mg/kg |
| 3. 4-Chloroaniline | 67 | 052897 | 2000 | 98 | 0.2 | 0.04084 | 0.04094 | 2004.9 | 9.6 | 106-47-8 | N/A | or-hat 310mg/kg |
| 4. 3,3'-Dichlorobenzidine | 130 | 040919 | 2000 | 98 | 0.2 | 0.04084 | 0.04087 | 2001.5 | 9.5 | 91-94-1 | Cancer Suspect Agent | or-hat 3.82µg/kg |
| 5. Pyridine | 260 | SHBG3194V | 2000 | 99.8 | 0.2 | 0.04010 | 0.04030 | 2009.8 | 9.5 | 110-86-1 | 5 ppm (15mg/m3/8H) | or-hat 891mg/kg |

- The certified value is the concentration calculated from gravimetric and volumetric measurements unless otherwise stated.
- Standards are prepared gravimetrically using balances that are calibrated with weights traceable to NIST (see above).
- Standards are certified (+/-) 0.5% of the stated value, unless otherwise stated.
- All Standards, after opening ampule, should be stored with caps tight and under appropriate laboratory conditions.
- Uncertainty Reference: Taylor, B. N. and Kuyat, C. E., "Guidelines for Evaluating and Expressing the Uncertainty of NIST Measurement Results," NIST Technical Note 1297, U.S. Government Printing Office, Washington, DC, (1994).

ID #: 12532
Opened: _____
BNA 2nd Source Standard Rev 1
Expires: 3/16/2023
Rec'd: 3/23/2020
Energy Laboratories Inc 1120 So 27th Street
Billings MT 59107

CERTIFICATE OF ANALYSIS

Catalog No: Z-014F
Description: Benzidine & 3,3'-Dichlorobenzidine
Lot: 220041353
Solvent: Methanol
Hazards: Refer to SDS for complete safety information

Date Certified: May 1, 2020
Expiration: May 1, 2024
Sample Size: 1 mL
Components: 2
Storage Condition: Ambient (>5 °C)



Signal Word: Danger

Certified Reference Material



| Component | CAS # | Purity % (GC/MS) | Prepared Concentration ² (µg/mL) | Certified Analyte Concentration ¹ (µg/mL) |
|---------------------------|---------|---------------------|---|--|
| Benzidine ** | 92-87-5 | 99.9 | 2004 | 2002 |
| 3,3'-Dichlorobenzidine ** | 91-94-1 | 100.0 | 2001 | 2001 |

ID #: 12839

Opened: _____
Benzidine & 3,3'-Dichlorobenzidine
Expires: 5/1/2024
Rec'd: 7/7/2020
Energy Laboratories Inc 1120 So. 27th Street
Billings MT 59107

**Benzidine and 3,3'-Dichlorobenzidine are subject to oxidative degradation

**Benzidine and 3,3'-Dichlorobenzidine are subject to oxidative degradation

A product with a suffix (-1A, -2B, etc. or -01, -02, etc.) on its lot number has had its expiration date extended and is identical to the same lot number without the suffix.

² All weights are traceable through NIST, Test No. 684/289871-17

¹ Certified Analyte Concentration = Purity x Prepared Concentration.

The Uncertainty associated with the certified concentration reported on this certificate is $\pm 2.4\%$. This value is the combined expanded uncertainty and represents an estimated standard deviation equal to the positive square root of the total variation of the uncertainty of components. A normal distribution is assumed and a coverage factor of K=2 is chosen using approximately a 95% confidence level.

Labels and certificates follow U.S. Conventions in reporting numerical values: A comma (,) is used to separate units of one-thousand or greater. A period (.) is used as a decimal place marker.

The information on this certificate may not be reproduced without the express permission of the manufacturer. See reverse side for additional information

Certified By: _____

Larry Decker, Organic QC Manager

CERTIFICATE OF ANALYSIS

Catalog No: Z-014F
Description: Benzidine & 3,3'-Dichlorobenzidine
Lot: 220041353
Solvent: Methanol

Date Certified: May 1, 2020
Expiration: May 1, 2024
Sample Size: 1 mL
Components: 2

I-TEST

AccuStandard, Inc.
 Statistical Report for CLP (SOW 1997)
 1-May-2020

QR-CO-003 rev. 3/16

| Z-014F 220041353 | | Z-014F 220031213 | | NOTES: | | | | | | | | | | | | | | | | | |
|------------------------------------|--------|---------------------|--------|--------|------|---------|-------|--------|--------|--------|--------|------|---------|-------|--------------|------|----------------------------------|--------------|---------------------------------------|------|-----|
| Peak | Run #1 | Run #2 | Run #3 | Run #4 | Mean | Std Dev | % RSD | Run #1 | Run #2 | Run #3 | Run #4 | Mean | Std Dev | % RSD | L029 test | CI | Q | # of Runs | 10 % error check of conc. means | | |
| 1 Benzidine (92-87-5) | 90 | 83 | 79 | 78 | 83 | 5.45 | 6.60% | 84 | 84 | 80 | 76 | 81 | 3.83 | 4.73% | 0.45 | 23.7 | Benzidine (92-87-5) | 21.3 | 4 | 2000 | 2 % |
| 2 3,3'-Dichlorobenzidine (91-94-1) | 104 | 96 | 93 | 91 | 96 | 5.72 | 5.95% | 98 | 99 | 94 | 89 | 95 | 4.27 | 4.51% | 0.35 | 20.9 | 3,3'-Dichlorobenzidine (91-94-1) | 15.8 | 4 | 2000 | 1 % |

AccuStandard


CERTIFICATE OF ANALYSIS

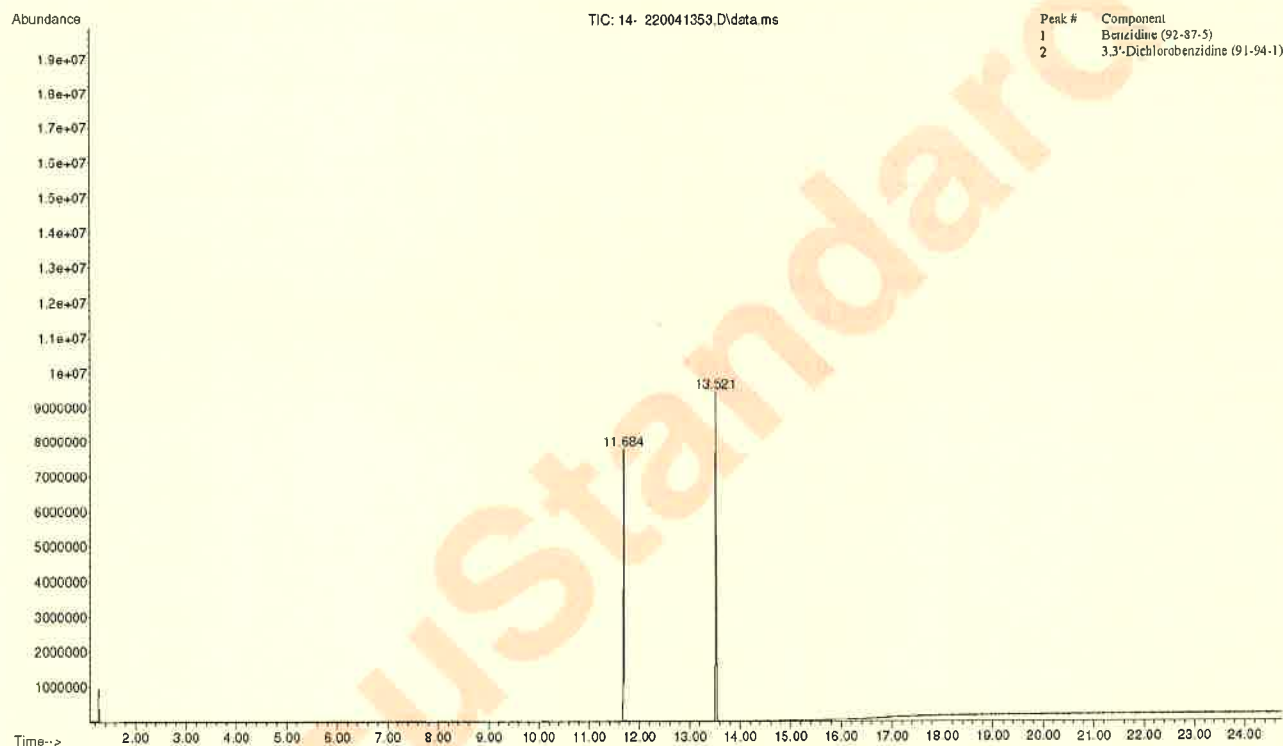
Catalog No: Z-014F
Description: Benzidine & 3,3'-Dichlorobenzidine
Lot: 220041353
Solvent: Methanol

Date Certified: May 1, 2020
Expiration: May 1, 2024
Sample Size: 1 mL
Components: 2

Chromatogram

File :D:\MassHunter\GCMS\1\DATA\043020\14- 220041353.D
Operator : Organic QC Lab
Acquired : 30 Apr 2020 17:16 using AcqMethod CHICK_2019_S100.M
Instrument : GCMS 6
Sample Name : Z-014F (220041353)
Misc Info : Z-014F @2000ug/mL in Methanol
Vial Number: 138

 **AccuStandard®**
Leader in Analytical Reference Standards
Column: DB-5MS, 30m, 0.25 ID, 0.25 um
Oven Program: 80c 17c/min to 340c, 8min
GC Parameters: Cons. Split, 12psi constant flow
Split 100:1, 1uL inj.; GC/MS; INJ 270c



CERTIFICATE OF ANALYSIS

Catalog No: Z-014F
Description: Benzidine & 3,3'-Dichlorobenzidine
Lot: 220041353
Solvent: Methanol

Date Certified: May 1, 2020
Expiration: May 1, 2024
Sample Size: 1 mL
Components: 2

RAW DATA

Data Path : D:\MassHunter\GCMS\1\DATA\043020\
Data File : 14- 220041353.D
Acq On : 30 Apr 20 05:16 pm
Operator : Organic QC Lab
Sample : Z-014F (220041353)
Misc : Z-014F @2000ug/mL in Methanol
ALS Vial : 138 Sample Multiplier: 1

Integration Parameters: events.e
Integrator: ChemStation

Method : D:\MassHunter\GCMS\1\methods\CHICK_2019.M
Title :

Signal : TIC: 14- 220041353.D\data.ms

| peak # | R.T. min | first scan | max scan | last scan | PK TY | peak height | corr. area | corr. % max. | % of total |
|--------|----------|------------|----------|-----------|-------|-------------|------------|--------------|------------|
| 1 | 11.684 | 2371 | 2386 | 2399 | PV | 7555441 | 90932217 | 86.94% | 46.506% |
| 2 | 13.521 | 2790 | 2799 | 2825 | BB | 9071921 | 104594086 | 100.00% | 53.494% |

Certificate of Analysis

Certified
Reference
Material

TCL PAH

MIX,1X1ML,2000UG/ML,BENZENE:DICHLOROMETHANE

Description

Product ID CRM48905
Lot LRAC3877
Expiration Date September 2022
Manufacturing Date September 2019
Storage Conditions Refrigerate
Solvent/Matrix methylene chloride: benzene (1:1)

Certified Values

| Analyte | Certified Value ^{1,4} | Units | Raw Material Purity,% | Analytical Value ⁶ | Elution order | Raw Material Lot | CAS |
|--------------------------|--------------------------------|-------|-----------------------|-------------------------------|---------------|------------------|---------|
| NAPHTHALENE | 2000 ± 32 | µg/mL | 100.0 | 2022 | 01 | 01112017-5 | 91-20- |
| ACENAPHTHYLENE | 2000 ± 66 | µg/mL | 99.8 | 2005 | 02 | LC21494 | 208-96- |
| ACENAPHTHENE | 2000 ± 63 | µg/mL | 99.9 | 2031 | 03 | MKCC8329 | 83-32-' |
| FLUORENE | 2000 ± 90 | µg/mL | 99.4 | 2009 | 04 | LC19126 | 86-73-' |
| PHENANTHRENE | 2000 ± 56 | µg/mL | 99.6 | 2043 | 05 | MKCD3760 | 85-01-i |
| ANTHRACENE | 2000 ± 39 | µg/mL | 99.9 | 2005 | 06 | LC14310 | 120-12- |
| FLUORANTHENE | 2000 ± 69 | µg/mL | 98.5 | 2031 | 07 | LB99099 | 206-44- |
| PYRENE | 2000 ± 68 | µg/mL | 91.6 | 2078 | 08 | LB70761 | 129-00- |
| BENZO (A) ANTHRACENE | 2000 ± 63 | µg/mL | 99.9 | 2002 | 09 | LC19271 | 56-55-; |
| CHRYSENE | 2000 ± 59 | µg/mL | 99.0 | 2026 | 10 | 21L74 | 218-01- |
| BENZO (B) FLUORANTHENE | 2000 ± 62 | µg/mL | 99.5 | 1998 | 11 | LB95773 | 205-99- |
| BENZO (K) FLUORANTHENE | 2000 ± 62 | µg/mL | 99.9 | 2043 | 12 | 0000029501 | 207-08- |
| BENZO(A)PYRENE | 2002 ± 64 | µg/mL | 99.6 | 2037 | 13 | LB73826 | 50-32-i |
| DIBENZ (A,H) ANTHRACENE | 2000 ± 64 | µg/mL | 99.0 | 2050 | 14 | 0012014 | 53-70- |
| BENZO (G,I,I) PERYLENE | 2000 ± 67 | µg/mL | 98.5 | 2059 | 15 | LC19498 | 191-24- |
| INDENO (1,2,3-CD) PYRENE | 2000 ± 64 | µg/mL | 99.5 | 1995 | 16 | ER082107-02 | 193-39- |

ID #: 12846

Opened: _____

TCL PAH

Expires: 9/30/2022

Rec'd: 7/13/2020

Eneray Laboratories Inc 1120 So. 27th Street
Billings MT 59107

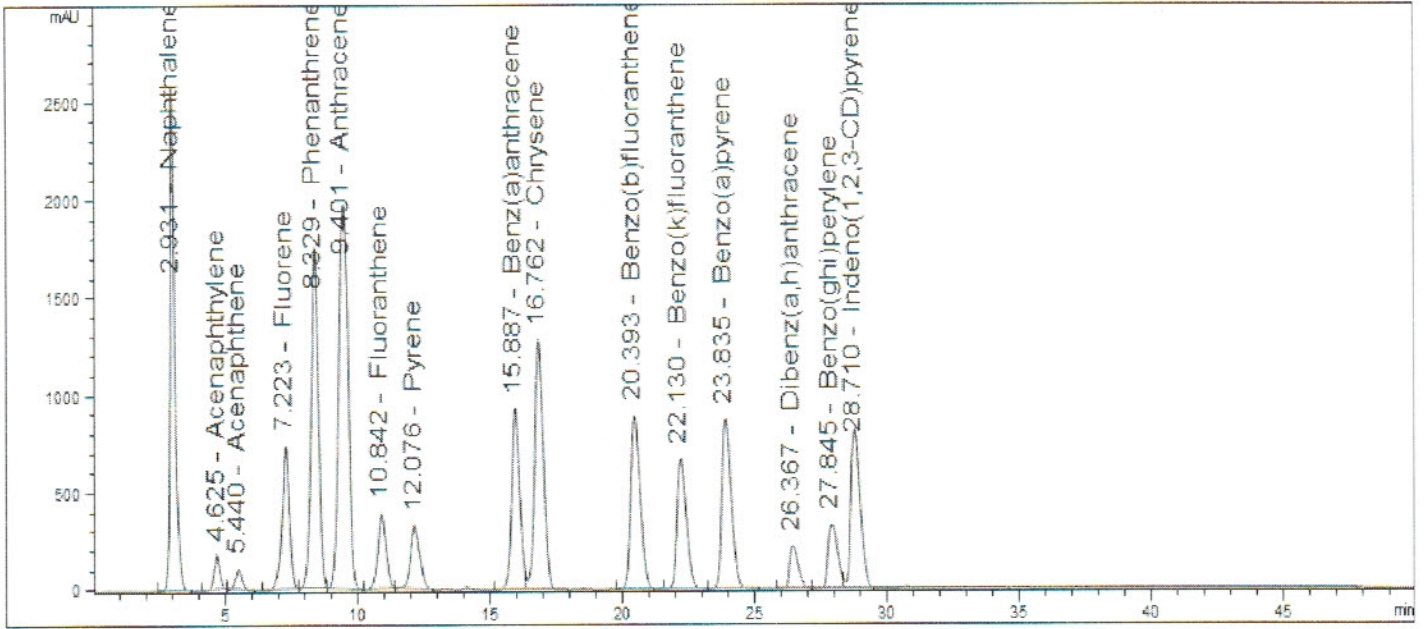


SIGMA-ALDRICH
2931 Soldier Springs Rd. Laramie, Wyoming 82070 USA
307-742-5452
rtctechgroup@sial.com www.sigma-aldrich.com

Description

Lot LRAC3877
Expiration Date September 2022
Manufacturing Date September 2019
Storage Conditions Refrigerate
Solvent/Matrix methylene chloride: benzene (1:1)

Informational Values



Additional Information:

Analytical Method Parameters:
Column: Supelco LC-PAH, 250 mm x 4.6mm, 5µm particle size
Mobile Phase A: Water
Mobile Phase B: Acetonitrile
Detector: UV/DAD/VWD, Wavelength: 254 nm
Flow Rate: 1.7 mL/min
Column Temperature: 30 °C
Injection Volume: 2 µL

Gradient

| TIME (min) | A% | B% |
|------------|----|-----|
| 0 | 40 | 60 |
| 5 | 40 | 60 |
| 30 | 0 | 100 |
| 45 | 0 | 100 |
| 50 | 40 | 60 |

Certificate of Analysis

Certified
Reference
Material

TCL PAH

MIX,1X1ML,2000UG/ML,BENZENE:DICHLOROMETHANE

Description

Product ID CRM48905
Lot LRAC3877
Expiration Date September 2022
Manufacturing Date September 2019
Storage Conditions Refrigerate
Solvent/Matrix methylene chloride: benzene (1:1)

1 Metrological traceability: Traceable to the SI and higher order standards from NIST through an unbroken chain of comparisons. The balance used to weigh raw materials is accurate to +/-0.0001 g and calibrated regularly using mass standards traceable to NIST. All dilutions were performed gravimetrically. Additionally, individual analytes are traceable to NIST SRMs where available and specified above.
4 Ucrm - Uncertainty values in this document are expressed as Expanded Uncertainty (Ucrm) corresponding to the 95% confidence interval. Ucrm is derived from the combined standard uncertainty multiplied by the coverage factor k, which is obtained from a t-distribution and degrees of freedom. The components of combined standard uncertainty include the uncertainties due to characterization, homogeneity, long term stability, and short term stability (transport). The components due to stability are generally considered to be negligible unless otherwise indicated by stability studies. The mathematical representation of the Ucrm calculation is as follows:

$$u_{CRM} = \sqrt{u_{char}^2 + u_{homogeneity}^2 + u_{stability}^2}$$

k: Coverage factor derived from a t-distribution table, based on the degrees of freedom of the data set. Assume 2.0 for a **Confidence interval = 95%**

6 Analytical Value- For QC verification of the certified value only- not to be used in calculations. Represents the analytical data obtained by comparison to a standard as analyzed by the method described in the CoA or another acceptable method. The result may differ from the certified value and UCRM based on method uncertainty as well as the uncertainty associated with the standard used for comparison.

Traceability: The standard was manufactured under an ISO/IEC 17025:2017 certified quality system. The balance used to weigh raw materials is accurate to +/- 0.0001g and calibrated regularly using mass standards traceable to NIST. All dilutions were performed gravimetrically. Additionally, individual analytes are traceable to NIST SRMs where available and specified above.

Homogeneity: Homogeneity was assessed in accordance with ISO 17034:2016. Completed units were sampled using a random stratified sampling protocol. The results of chemical analysis were then compared using a one-way analysis of variance approach as described by TNI EL-V3-2009 Appendix A.2. See Instructions for minimum sub-sample size.

Expiration is at end of month given on certificate and label.

THIS PRODUCT WAS DESIGNED, PRODUCED AND VERIFIED FOR ACCURACY AND STABILITY IN ACCORDANCE WITH **ISO/IEC 17025:2017 (ANAB Cert AT-1467)** and **ISO 17034:2016 (ANAB Cert AR-1470)**.

MSDS reports for components comprising greater than 1.0% of the solution or 0.1% for components known to be carcinogens are available upon request.



Andy Ommen - QC Manager



Mark Pooler - QA Supervisor

Certification Date October 17, 2019
Version 0-10172019



SIGMA-ALDRICH

2931 Soldier Springs Rd. Laramie, Wyoming 82070 USA
307-742-5452
rtctechgroup@sial.com www.sigma-aldrich.com



CERTIFIED REFERENCE MATERIAL

110 Benner Circle
Bellefonte, PA 16823-8812
Tel: (800)356-1688
Fax: (814)353-1309

www.restek.com

Certificate of Analysis



FOR LABORATORY USE ONLY-READ SDS PRIOR TO USE.

This Reference Material is intended for Laboratory Use Only as a standard for the qualitative and/or quantitative determination of the analyte(s) listed.

Catalog No. : 31086 **Lot No.:** A0166081

Description : B/N Surrogate Mix (4/89 SOW)
Base Neutral Surrogate 5000µg/mL, Methylene Chloride, 5mL/ampul

Container Size : 5 mL **Pkg Amt:** > 5 mL

Expiration Date : October 31, 2026 **Storage:** 10°C or colder

Handling: Sonicate prior to use. **Ship:** Ambient

ID #: 13328
Opened: _____
B/N Surrogate Mix (4/89 SOW)
Expires: 10/31/2026
Rec'd: 12/14/2020
Enerav Laboratories Inc 1120 So. 27th Street
Billings MT 59107

CERTIFIED VALUES

| Elution Order | Compound | Grav. Conc. (weight/volume) | Expanded Uncertainty (95% C.L.; K=2) | | |
|---------------|--|-----------------------------|--------------------------------------|-------|-------------|
| 1 | Nitrobenzene-d5 CAS # 4165-60-0 (Lot PR-29940B) Purity 99% | 5,017.7 µg/mL | +/- 29.1731 | µg/mL | Gravimetric |
| | | | +/- 225.9987 | µg/mL | Unstressed |
| | | | +/- 250.7735 | µg/mL | Stressed |
| 2 | 2-Fluorobiphenyl CAS # 321-60-8 (Lot 00019169) Purity 99% | 5,049.7 µg/mL | +/- 29.3592 | µg/mL | Gravimetric |
| | | | +/- 227.4400 | µg/mL | Unstressed |
| | | | +/- 252.3728 | µg/mL | Stressed |
| 3 | p-Terphenyl-d14 CAS # 1718-51-0 (Lot PR-27278) Purity 99% | 5,029.9 µg/mL | +/- 29.2444 | µg/mL | Gravimetric |
| | | | +/- 226.5505 | µg/mL | Unstressed |
| | | | +/- 251.3857 | µg/mL | Stressed |

Solvent: Methylene chloride
CAS # 75-09-2
Purity 99%

Tech Tips:

Due to the limited solubility of p-terphenyl-d14 in methanol, we do not recommend that this mixture be diluted in methanol.

Column:

30m x 0.25mm x 0.25µm
Rtx-5 (cat.#10223)

Carrier Gas:

hydrogen-constant pressure 10 psi.

Temp. Program:

40°C (hold 2 min.) to 330°C
@ 10°C/min. (hold 10 min.)

Inj. Temp:

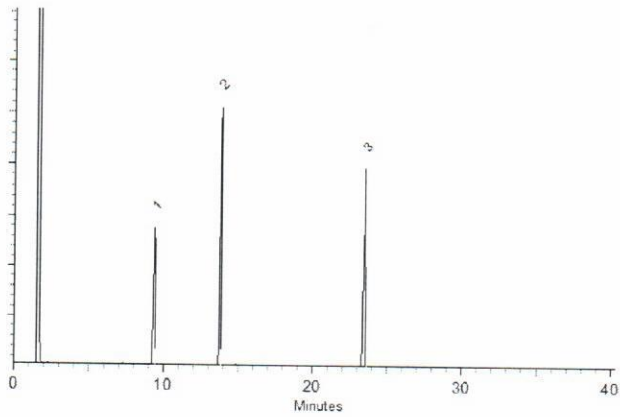
250°C

Det. Temp:

330°C

Det. Type:

FID



This chromatogram represents a general set of testing conditions chosen for product acceptance. For optimal results in your lab, conditions should be adjusted for your specific instrument, method, and application.

Dalton Stover - Operations Technician I

Date Mixed: 04-Nov-2020

Balance: 1128353505

Justine Albertson - Operations Tech-ARM QC

Date Passed: 06-Nov-2020

Manufactured under Restek's ISO 9001:2015
Registered Quality System
Certificate #FM 80397

General Certified Reference Material Notes

Expiration Notes:

- Expiration date valid for unopened ampul stored in compliance with the recommended conditions.
- Uncertainty, concentration, and expiration of the CRM are based on the unopened product being stored according to the recommended condition found in the storage field.

Purity Notes:

- Purity and/or chemical identity are determined by one or more of the following techniques: GC/FID, HPLC, GC/μECD, GC/MS, LC/MS, RI, and/or melting point.
- Compounds with a listed purity of less than 99% have been weight corrected to compensate for impurities and/or salts. A correction factor is used to calculate the amount of compound necessary to achieve the desired concentration of the parent compound in solution.
- Purity of isomeric compounds is reported as the sum of the isomers.
- Purity values are rounded to the nearest whole number.

Certified Uncertainty Value Notes:

- The uncertainties are determined in accordance with ISO 17034 and Guide 35. The certified combined stressed uncertainty value (includes gravimetric uncertainty, homogeneity between-ampul uncertainty, storage stability uncertainty and shipping stability uncertainty and were combined using the following formula:

$$U_{combined\ stressed} = k \sqrt{U_{gravimetric}^2 + U_{homogeneity}^2 + U_{storage\ stability}^2 + U_{shipping\ stability}^2}$$

k is a coverage factor of 2, which gives a level of confidence of approximately 95%.

- It is important to note that the shipping stability uncertainty was obtained under temperature extremes for specific time intervals; therefore, the certified combined stressed uncertainty value should only be applied to the product if it was stored at non-standard temperature conditions up to and including 7 days. Contact Restek Technical Service at www.restek.com/Contact-Us for use recommendations if your shipment was in-transit for more than 7 days at non-standard temperature conditions.
- Apply the certified combined unstressed uncertainty value if the product was received under standard shipping conditions. Apply the certified combined stressed uncertainty value if the product was received under non-standard conditions as specified below.

| Label Conditions | Standard Conditions | Non-Standard Conditions |
|---|---------------------|-------------------------|
| 25°C Nominal (Room Temperature) | < 60°C | ≥ 60°C up to 7 days |
| 10°C or colder (Refrigerate) | < 40°C | ≥ 40°C up to 7 days |
| 0°C or colder (Freezer) -20°C or colder (Deep Freezer) | < 25°C | ≥ 25°C up to 7 days |

- Separate (not combined) uncertainty values for gravimetric uncertainty are also displayed on the certificate, if needed, separate homogeneity between-ampul uncertainty, storage stability uncertainty and shipping stability uncertainty values are available by contacting Restek Technical Service at www.restek.com/Contact-Us.
- The packaged amount is the minimum sample size for which uncertainty is valid. The ampules are over-filled to ensure that the minimum packaged amount can be sufficiently transferred.

Manufacturing Notes:

- Concentration is based upon gravimetric preparation using either a balance whose calibration has been verified daily using NIST traceable weights, and/or dilutions with Class A glassware.

Handling Notes:

- Stability of the unopened product, when stored in compliance with the recommended conditions, is guaranteed through the expiration displayed on the product label and certificate. Contact Restek for additional opened product stability information, with the knowledge/understanding that open product stability is subject to the specific handling and environmental conditions to which the product is exposed. For your convenience Restek supplies deactivated vials with most standards packed in 2mL ampules. Larger volume deactivated vials are available through Restek as a custom ordered item. Additionally, Restek sells DMDCS for the purpose of glassware deactivation as catalog number 31861, which includes complete instructions.

CERTIFICATE OF ANALYSIS

Catalog No: S-14500-R2
Description: Custom Semi-Volatile Standard
Lot: 220021255-01
Solvent: Dichloromethane
Hazards: Refer to SDS for complete safety information

Date Certified: Dec 15, 2020
Expiration: Jan 15, 2022
Sample Size: 1 mL
Components: 10
Storage Condition: Freeze (<-10 °C)/Sonicate



Certified Reference Material



| Component | CAS # | Purity % (GC/MS) | Prepared Concentration ² (µg/mL) | Certified Analyte Concentration ¹ (µg/mL) |
|-------------------------|-----------|---------------------|---|--|
| Pyridine | 110-86-1 | 98.7 | 2026 | 2000 |
| 4-Chlorophenol | 106-48-9 | 100.0 | 2019 | 2019 |
| 1-Methylnaphthalene | 90-12-0 | 98.5 | 2003 | 1973 |
| N-Nitrosodiphenylamine | 86-30-6 | 100.0 | 2022 | 2022 |
| 4-Chloro-2-methylphenol | 1570-64-5 | 97.0 | 2069* | 2007 |
| Benzoic acid | 65-85-0 | 99.5 | 2010 | 2000 |
| Aniline | 62-53-3 | 98.0 | 2002 | 1962 |
| Benzyl alcohol | 100-51-6 | 99.9 | 2011 | 2009 |
| Triallate | 2303-17-5 | 99.9 | 2013 | 2011 |
| o-Terphenyl | 84-15-1 | 99.9 | 2019 | 2017 |

ID #: 13342

Opened:

Custom Semi-Volatile Standard

Expires: 1/15/2022

Rec'd: 12/17/2020

Energry Laboratories Inc 1120 So. 27th Street
Billings MT 59107

* Weight compensated to 100% purity.

A product with a suffix (-1A, -2B, etc. or -01, -02, etc.) on its lot number has had its expiration date extended and is identical to the same lot number without the suffix.

² All weights are traceable through NIST, Test No. 684/289871-17

¹ Certified Analyte Concentration = Purity x Prepared Concentration.

The Uncertainty associated with the certified concentration reported on this certificate is $\pm 2.4\%$. This value is the combined expanded uncertainty and represents an estimated standard deviation equal to the positive square root of the total variation of the uncertainty of components. A normal distribution is assumed and a coverage factor of K=2 is chosen using approximately a 95% confidence level.

Labels and certificates follow U.S. Conventions in reporting numerical values: A comma (,) is used to separate units of one-thousand or greater. A period (.) is used as a decimal place marker.

The information on this certificate may not be reproduced without the express permission of the manufacturer. See reverse side for additional information

Hazard Information: Please refer to the SDS for information regarding the hazards associated with using this material.

This product was prepared according to in-house procedures and is guaranteed to be homogeneous.

Certified By:



Larry Decker, Organic QC Manager

For use in routine laboratory analysis.

Certificate of Analysis

TCL BASE-NEUTRALS
MIX, 1X1ML, 2000UG/ML, DICHLOROMETHANE

Certified
Reference
Material

Description

Product ID 47991-U
Lot LRAC4915
Expiration Date January 2023
Manufacturing Date January 2020
Storage Conditions Refrigerate
Solvent/Matrix DICHLOROMETHANE

ID #: 13494

Opened: _____

TCL Base-Neutrals Mix

Expires: 1/31/2023

Rec'd: 1/20/2021

Energy Laboratories Inc 1120 So. 27th Street
Billings MT 59107

Certified Values

| Analyte | Certified Value ^{1,4} | Units | Raw Material Purity, % | Elution order | Raw Material Lot | CAS |
|-------------------------------|--------------------------------|-------|------------------------|---------------|------------------|-----------|
| N-NITROSODIMETHYLAMINE | 1999 ± 39 | µg/mL | 98.1 | 1 | 11-RFS-142-1 | 62-75-9 |
| BIS (2-CHLOROETHYL) ETHER | 2003 ± 42 | µg/mL | 99.4 | 2 | 06413MS | 111-44-4 |
| 1,3-DICHLOROBENZENE | 2001 ± 47 | µg/mL | 99.6 | 3 | 11221HC | 541-73-1 |
| 1,4-DICHLOROBENZENE | 2000 ± 66 | µg/mL | 99.9 | 4 | MKBG7690V | 106-46-7 |
| 1,2-DICHLOROBENZENE | 2005 ± 65 | µg/mL | 99.4 | 5 | LB58923 | 95-50-1 |
| BIS (2-CHLOROISOPROPYL) ETHER | 2000 ± 45 | µg/mL | 96.7 | 6 | LC19632 | 108-60-1 |
| N-NITROSODI-N-PROPYLAMINE | 2001 ± 36 | µg/mL | 100.0 | 7 | 2D5VJ-PB | 621-64-7 |
| HEXACHLOROETHANE | 2000 ± 125 | µg/mL | 99.9 | 8 | 12719A0 | 67-72-1 |
| NITROBENZENE | 2000 ± 53 | µg/mL | 99.9 | 9 | LB47070 | 98-95-3 |
| ISOPHORONE | 1999 ± 34 | µg/mL | 99.5 | 10 | LC14006 | 78-59-1 |
| BIS (2-CHLOROETHOXY) METHANE | 2000 ± 33 | µg/mL | 98.7 | 11 | LB46081 | 111-91-1 |
| 1,2,4-TRICHLOROBENZENE | 2003 ± 91 | µg/mL | 99.9 | 12 | 447 | 120-82-1 |
| HEXACHLOROBUTADIENE | 1999 ± 97 | µg/mL | 97.2 | 13 | MKCG6212 | 87-68-3 |
| HEXACHLOROCYCLOPENTADIENE | 2001 ± 111 | µg/mL | 96.0 | 14 | LB95525 | 77-47-4 |
| 2-CHLORONAPHTHALENE | 2000 ± 120 | µg/mL | 99.9 | 15 | LC11403 | 91-58-7 |
| DIMETHYL PHTHALATE | 2006 ± 44 | µg/mL | 99.9 | 16 | LB30494 | 131-11-3 |
| 2,6-DINITROTOLUENE | 2000 ± 91 | µg/mL | 99.2 | 17 | 11231AN | 606-20-2 |
| 2,4-DINITROTOLUENE | 2000 ± 71 | µg/mL | 98.9 | 18 | 12316HF | 121-14-2 |
| DIETHYL PHTHALATE | 1998 ± 51 | µg/mL | 99.9 | 19 | 207 | 84-66-2 |
| 4-CHLOROPHENYLPHENYL ETHER | 2006 ± 52 | µg/mL | 99.3 | 20 | JS00081 | 7005-72-3 |
| N-NITROSODIPHENYLAMINE | 2000 ± 72 | µg/mL | 95.5 | 21 | LC07185 | 86-30-6 |
| AZOBENZENE | 2000 ± 48 | µg/mL | 98.2 | 22 | BCBS6535V | 103-33-3 |
| 4-BROMOPHENYLPHENYL ETHER | 2006 ± 48 | µg/mL | 99.0 | 23 | 05916LS | 101-55-3 |



SIGMA-ALDRICH

2931 Soldier Springs Rd. Laramie, Wyoming 82070 USA
800-325-5832
TechService@milliporesigma.com www.sigma-aldrich.com

Description

Lot **LRAC4915**

Expiration Date January 2023


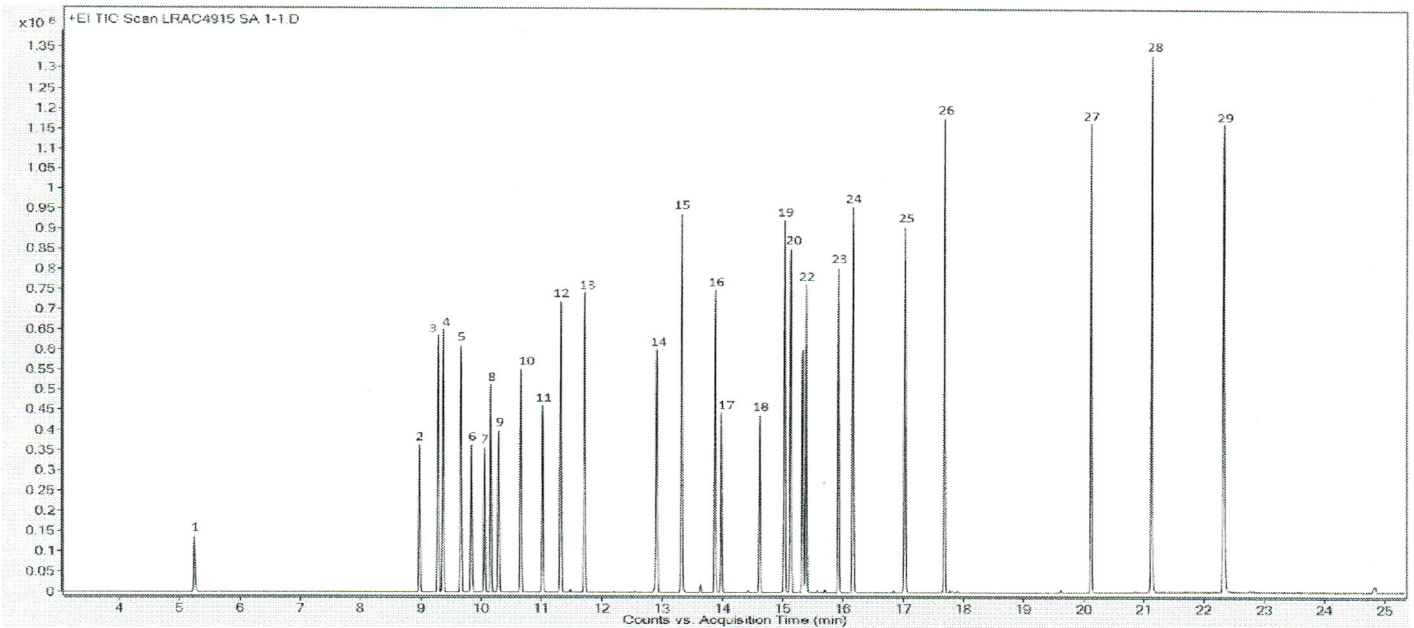
Manufacturing Date January 2020

Storage Conditions Refrigerate

Solvent/Matrix DICHLOROMETHANE

| | | | | | | |
|---------------------------------|------------|-------|------|----|------------|----------|
| HEXACHLOROBENZENE | 2000 ± 116 | µg/mL | 98.0 | 24 | 1-AWT-44-1 | 118-74-1 |
| CARBAZOLE | 2000 ± 117 | µg/mL | 98.1 | 25 | LC13236 | 86-74-8 |
| DI-N-BUTYL PHTHALATE | 1999 ± 81 | µg/mL | 99.9 | 26 | 10202KN | 84-74-2 |
| BENZYL BUTYL PHTHALATE | 2001 ± 40 | µg/mL | 99.0 | 27 | 1628 | 85-68-7 |
| BIS (2-ETHYLHEXYL) PHTHALATE | 1999 ± 51 | µg/mL | 99.7 | 28 | LB39572 | 117-81-7 |
| DI-N-OCTYL PHTHALATE | 2004 ± 51 | µg/mL | 98.3 | 29 | BCBR9722V | 117-84-0 |

Informational Values



Certificate of Analysis

TCL BASE-NEUTRALS

MIX,1X1ML,2000UG/ML,DICHLOROMETHANE

Certified
Reference
Material

Description

Product ID 47991-U

Lot LRAC4915

Expiration Date January 2023

Manufacturing Date January 2020

Storage Conditions Refrigerate

Solvent/Matrix DICHLOROMETHANE

ELUTION DETAILS

| EO | RT(MIN) | ANALYTE |
|----|---------|-------------------------------|
| 1 | 5.25 | N-nitrosodimethylamine |
| 2 | 8.98 | Bis-(2-chloroethyl) ether |
| 3 | 9.29 | 1,3-dichlorobenzene |
| 4 | 9.37 | 1,4-dichlorobenzene |
| 5 | 9.67 | 1,2-dichlorobenzene |
| 6 | 9.84 | Bis-(2-chloroisopropyl) ether |
| 7 | 10.06 | N-nitrosodipropylamine |
| 8 | 10.16 | Hexachloroethane |
| 9 | 10.29 | Nitrobenzene |
| 10 | 10.66 | Isophorone |
| 11 | 11.02 | Bis-(2-chloroethoxy) methane |
| 12 | 11.32 | 1,2,4-trichlorobenzene |
| 13 | 11.72 | Hexachlorobutadiene |
| 14 | 12.91 | Hexachlorocyclopentadiene |
| 15 | 13.33 | 2-chloronaphthalene |
| 16 | 13.88 | Dimethyl phthalate |
| 17 | 13.99 | 2,6-dinitrotoluene |
| 18 | 14.62 | 2,4-dinitrotoluene |
| 19 | 15.03 | Diethyl Phthalate |
| 20 | 15.13 | 4-chlorodiphenylether |
| 21 | 15.33 | N-nitrosodipheylamine |
| 22 | 15.39 | Azobenzene |
| 23 | 15.93 | 4-bromodiphenylether |
| 24 | 16.17 | Hexachlorobenzene |
| 25 | 17.04 | Carbazole |
| 26 | 17.69 | Dibutyl phthalate |
| 27 | 20.12 | Benzyl butyl phthalate |
| 28 | 21.13 | Bis-(2-ethylhexyl) phthalate |
| 29 | 22.33 | Di-n-octyl phthalate |

Additional Information:

Analytical Method Parameters:

Column: SPB-5, 30 m x 0.25 mm I.D., 0.25 µm film thickness (Column #230)

Carrier Gas: He, Flow: 0.8 mL/min

Inlet Temperature: 240 °C, Injection Volume: 0.5 µL

Injection Mode: Split with Split Ratio 70:1

Temperature Program: 40 °C (Hold 3 min) @ 15 °C/min to 300 °C (Hold 5 min)

Detector: MSD, Mode: FS, Mass Range: 40-400 m/z, Scan Rate: 4 scans/sec Solvent delay: 3.0 min

Detector Temperature: Transfer line: 300 °C, Ion Source: 230 °C, and Quadrupole: 150 °C



SIGMA-ALDRICH®

2931 Soldier Springs Rd. Laramie, Wyoming 82070 USA
800-325-5832
TechService@milliporesigma.com www.sigma-aldrich.com

Description

Lot **LRAC4915**
Expiration Date January 2023
Manufacturing Date January 2020
Storage Conditions Refrigerate
Solvent/Matrix DICHLOROMETHANE

1 Metrological traceability: Traceable to the SI and higher order standards from NIST through an unbroken chain of comparisons. The balance used to weigh raw materials is accurate to +/-0.0001 g and calibrated regularly using mass standards traceable to NIST. All dilutions were performed gravimetrically. Additionally, individual analytes are traceable to NIST SRMs where available and specified above.
4 Ucrm - Uncertainty values in this document are expressed as Expanded Uncertainty (Ucrm) corresponding to the 95% confidence interval. Ucrm is derived from the combined standard uncertainty multiplied by the coverage factor k, which is obtained from a t-distribution and degrees of freedom. The components of combined standard uncertainty include the uncertainties due to characterization, homogeneity, long term stability, and short term stability (transport). The components due to stability are generally considered to be negligible unless otherwise indicated by stability studies. The mathematical representation of the Ucrm calculation is as follows:

$$U_{CRM} = \sqrt{U_{char}^2 + U_{homogeneity}^2 + U_{stability}^2}$$

k: Coverage factor derived from a t-distribution table, based on the degrees of freedom of the data set. Assume 2.0 for a **Confidence Interval = 95%**

6 Analytical Value- For QC verification of the certified value only- not to be used in calculations. Represents the analytical data obtained by comparison to a standard as analyzed by the method described in the CoA or another acceptable method. The result may differ from the certified value and UCRM based on method uncertainty as well as the uncertainty associated with the standard used for comparison.


Traceability: The standard was manufactured under an ISO/IEC 17025:2017 certified quality system. The balance used to weigh raw materials is accurate to +/- 0.0001g and calibrated regularly using mass standards traceable to NIST. All dilutions were performed gravimetrically. Additionally, individual analytes are traceable to NIST SRMs where available and specified above.

Homogeneity: Homogeneity was assessed in accordance with ISO 17034:2016. Completed units were sampled using a random stratified sampling protocol. The results of chemical analysis were then compared using a one-way analysis of variance approach as described by TNI EL-V3-2009 Appendix A.2. See Instructions for minimum sub-sample size.

Expiration is at end of month given on certificate and label.

MSDS reports for components comprising greater than 1.0% of the solution or 0.1% for components known to be carcinogens are available upon request.

THIS PRODUCT WAS DESIGNED, PRODUCED AND VERIFIED FOR ACCURACY AND STABILITY IN ACCORDANCE WITH **ISO/IEC 17025:2017 (ANAB Cert AT-1467)** and **ISO 17034:2016 (ANAB Cert AR-1470)**.



Andy Ommen - QC Manager



Mark Pooler - QA Supervisor

Certification Date February 28, 2020

Version 0-2282020



ID #: 13510

Opened: _____

Dichloromethane EA342

Expires: 11/17/2022

Rec'd: 1/26/2021

Energy Laboratories Inc 1120 So 27th Street
Billings MT 59107

Honeywell

CERTIFICATE OF ANALYSIS

Honeywell Burdick & Jackson®

1953 South Harvey Street
Muskegon, MI 49442
Phone: (800) 368-0050
Fax: (231) 728-8226
lab.honeywell.com

Brand: Research Chemicals - B&J
Product: CS299AA-200
Lot No.: EA342
Production Date: 17-Nov-2020
Best Before: 17-Nov-2022

Dichloromethane, Custom, Contains Amylene Preservative, >99.9%
for pesticide residue analysis

| Parameter | Specification | | Result | Units |
|---------------------------------|---------------|--------|--------|-------|
| | Min. | Max. | | |
| Water by Karl Fischer Titration | | 0.010 | 0.0016 | % |
| UV Cutoff | | 233 | 230 | nm |
| Refractive Index (20°C) | 1.4236 | 1.4246 | 1.4241 | |
| Residue | | 1 | <0.5 | mg/L |
| GC Analysis | 99.9 | | >99.99 | % |
| Acidity (as HCl) | | 1 | <1 | mg/L |
| Chloride | | 10 | <10 | mg/L |
| Electron Capture GC | | 10 | <10 | ng/L |
| Flame Ionization GC | | 5 | <5 | ppb |
| UV Absorbance @ 240 nm | | 0.100 | 0.0920 | AU |
| UV Absorbance @ 250 nm | | 0.010 | 0.0099 | AU |
| UV Absorbance @ 300 nm | | 0.005 | 0.0008 | AU |
| UV Absorbance @ 400 nm | | 0.005 | 0.0028 | AU |

**Honeywell
Quality Control Approval**

Muskegon 11/17/2020 LIMS Sample No.: AL03611



CERTIFIED WEIGHT REPORT

Part Number: 92180
Lot Number: 020221
Description: CLP Semi-Volatile Calibration Standard
64 components
Expiration Date: 020228
Recommended Storage: Freezer (0 °C)
Nominal Concentration (µg/mL): 1000
NIST Test ID#: 23060

Solvent: Methylene chloride **Lot#: 104929**

| | | |
|------------------------|-----------------|--------|
| <i>Eli Aliaga</i> | | 020221 |
| Formulated By: | Eli Aliaga | DATE |
| <i>Pedro L. Rentas</i> | | 020221 |
| Reviewed By: | Pedro L. Rentas | DATE |

Weight(s) shown below were combined and diluted to (mL): 100.0 0.003 Balance Uncertainty 5E-05 Flask Uncertainty

| Compound | RM# Part Number | Lot Number | Dil. Factor | Initial Vol. (mL) | Initial Conc. (µg/mL) | Nominal Conc. (µg/mL) | Purity (%) | Uncertainty Purity (%) | Uncertainty Pipette (mL) | Target Weight (g) | Actual Weight (g) | Actual Conc. (µg/mL) | Expanded Uncertainty (+/-) (µg/mL) | SDS Information (Solvent Safety Info. On Attached pg.) | | |
|---|-----------------|------------|-------------|-------------------|-----------------------|-----------------------|------------|------------------------|--------------------------|-------------------|-------------------|----------------------|------------------------------------|--|---------------------------|-------------------|
| | | | | | | | | | | | | | | CAS# | OSHA PEL (TWA) | LD50 |
| 1. 2,2'-Oxybis(1-chloropropane) | (0078) | 012016AR | NA | NA | NA | 1000 | 98.9 | 0.2 | NA | 0.10112 | 0.10135 | 1002.3 | 4.2 | 108-60-1 | N/A | ori-rat 240mg/kg |
| 2. Hexachlorobenzene | (0195) | 051897 | NA | NA | NA | 1000 | 99 | 0.2 | NA | 0.10102 | 0.10121 | 1001.9 | 4.2 | 118-74-1 | N/A | ori-rat 10g/kg |
| 3. bis(2-Chloroethoxy) methane | 10111 | 011214 | 0.05 | 5.00 | 20018.4 | 1000 | NA | NA | 0.017 | NA | NA | 1000.8 | 8.0 | 111-91-1 | N/A | N/A |
| 4. bis(2-Chloroethyl) ether | 10111 | 011214 | 0.05 | 5.00 | 20012.4 | 1000 | NA | NA | 0.017 | NA | NA | 1000.5 | 8.0 | 111-44-4 | 15 ppm (80mg/m3/8H)(skin) | ori-rat 75mg/kg |
| 5. bis(2-Ethylhexyl) phthalate | 10111 | 011214 | 0.05 | 5.00 | 20014.3 | 1000 | NA | NA | 0.017 | NA | NA | 1000.6 | 8.0 | 117-81-7 | 5mg/m3/8H | ori-rat 3060mg/kg |
| 6. 4-Bromophenyl phenyl ether | 10111 | 011214 | 0.05 | 5.00 | 20008.8 | 1000 | NA | NA | 0.017 | NA | NA | 1000.3 | 8.0 | 101-55-3 | N/A | N/A |
| 7. Benzyl butyl phthalate | 10111 | 011214 | 0.05 | 5.00 | 20011.3 | 1000 | NA | NA | 0.017 | NA | NA | 1000.5 | 8.0 | 85-68-7 | N/A | ori-rat 2330mg/kg |
| 8. 4-Chlorophenyl phenyl ether | 10111 | 011214 | 0.05 | 5.00 | 20009.5 | 1000 | NA | NA | 0.017 | NA | NA | 1000.4 | 8.0 | 7005-72-3 | N/A | N/A |
| 9. Diethyl phthalate | 10111 | 011214 | 0.05 | 5.00 | 20013.6 | 1000 | NA | NA | 0.017 | NA | NA | 1000.6 | 8.0 | 84-66-2 | 5mg/m3/8H | ori-rat 8600mg/kg |
| 10. Dimethyl phthalate | 10111 | 011214 | 0.05 | 5.00 | 20015.7 | 1000 | NA | NA | 0.017 | NA | NA | 1000.7 | 8.0 | 131-11-3 | 5mg/m3/8H | ori-rat 6800mg/kg |
| 11. Di-n-butyl phthalate | 10111 | 011214 | 0.05 | 5.00 | 20011.6 | 1000 | NA | NA | 0.017 | NA | NA | 1000.5 | 8.0 | 84-74-2 | 5mg/m3/8H | ori-rat 8000mg/kg |
| 12. Di-n-octyl phthalate | 10111 | 011214 | 0.05 | 5.00 | 20012.2 | 1000 | NA | NA | 0.017 | NA | NA | 1000.5 | 8.0 | 117-84-0 | N/A | ori-rat 4700mg/kg |
| 13. N-Nitrosodimethylamine | 10111 | 011214 | 0.05 | 5.00 | 20010.0 | 1000 | NA | NA | 0.017 | NA | NA | 1000.4 | 8.0 | 62-75-9 | N/A | ori-rat 58mg/kg |
| 14. N-Nitrosodi-n-propylamine | 10111 | 011214 | 0.05 | 5.00 | 20010.5 | 1000 | NA | NA | 0.017 | NA | NA | 1000.4 | 8.0 | 621-64-7 | N/A | ori-rat 460mg/kg |
| 15. 1,2-Diphenylhydrazine (as Azobenzene) | 10112 | 042820 | 0.05 | 5.00 | 20003.9 | 1000 | NA | NA | 0.017 | NA | NA | 1000.1 | 8.1 | 103-33-3 | N/A | ori-rat 1000mg/kg |
| 16. 2-Chloronaphthalene | 10112 | 042820 | 0.05 | 5.00 | 20002.3 | 1000 | NA | NA | 0.017 | NA | NA | 1000.0 | 8.0 | 91-58-7 | N/A | ori-rat 2078mg/kg |
| 17. 1,2-Dichlorobenzene | 10112 | 042820 | 0.05 | 5.00 | 20005.4 | 1000 | NA | NA | 0.017 | NA | NA | 1000.2 | 8.0 | 95-50-1 | 50 ppm (300mg/m3) (CL) | ori-rat 500mg/kg |
| 18. 1,3-Dichlorobenzene | 10112 | 042820 | 0.05 | 5.00 | 20009.7 | 1000 | NA | NA | 0.017 | NA | NA | 1000.1 | 8.0 | 541-73-1 | N/A | ipr-mus 1062mg/kg |
| 19. 1,4-Dichlorobenzene | 10112 | 042820 | 0.05 | 5.00 | 20005.4 | 1000 | NA | NA | 0.017 | NA | NA | 1000.2 | 8.0 | 108-46-7 | 75 ppm (450mg/m3/8H) | ori-rat 500mg/kg |
| 20. 2,4-Dinitrotoluene | 10112 | 042820 | 0.05 | 5.00 | 20003.3 | 1000 | NA | NA | 0.017 | NA | NA | 1000.1 | 8.1 | 121-14-2 | 1.5mg/m3/8H (skin) | ori-rat 268mg/kg |
| 21. 2,6-Dinitrotoluene | 10112 | 042820 | 0.05 | 5.00 | 20002.4 | 1000 | NA | NA | 0.017 | NA | NA | 1000.0 | 8.0 | 606-20-2 | 1.5mg/m3/8H (skin) | ori-rat 177mg/kg |
| 22. Hexachloro-1,3-butadiene | 10112 | 042820 | 0.05 | 5.00 | 20009.4 | 1000 | NA | NA | 0.017 | NA | NA | 1000.4 | 12.4 | 87-68-3 | 0.02 ppm (0.24mg/m3/8H) | ori-rat 82mg/kg |
| 23. Hexachlorocyclopentadiene | 10112 | 042820 | 0.05 | 5.00 | 20001.8 | 1000 | NA | NA | 0.017 | NA | NA | 1000.0 | 8.0 | 77-47-4 | 0.01 ppm (0.1mg/m3/8H) | ori-rat 1300mg/kg |
| 24. Hexachloroethane | 10112 | 042820 | 0.05 | 5.00 | 20002.4 | 1000 | NA | NA | 0.017 | NA | NA | 1000.0 | 8.0 | 67-72-1 | 1 ppm (10mg/m3/8H)(skin) | ori-ggq 4970mg/kg |
| 25. Isophorone | 10112 | 042820 | 0.05 | 5.00 | 20003.8 | 1000 | NA | NA | 0.017 | NA | NA | 1000.1 | 8.1 | 78-59-1 | 25 ppm | ori-rat 2330mg/kg |
| 26. Nitrobenzene | 10112 | 042820 | 0.05 | 5.00 | 20004.9 | 1000 | NA | NA | 0.017 | NA | NA | 1000.1 | 8.0 | 98-95-3 | 1 ppm (8mg/m3/8H)(skin) | ori-rat 780mg/kg |
| 27. 1,2,4-Trichlorobenzene | 10112 | 042820 | 0.05 | 5.00 | 20002.0 | 1000 | NA | NA | 0.017 | NA | NA | 1000.0 | 8.0 | 120-82-1 | 5 ppm (CL) (40mg/m3) | ori-rat 758mg/kg |
| 28. o-Cresol (2-Methylphenol) | 10114 | 081919 | 0.05 | 5.00 | 20010.2 | 1000 | NA | NA | 0.017 | NA | NA | 1000.4 | 8.0 | 95-48-7 | 5 ppm (22mg/m3/8H)(skin) | ori-rat 121mg/kg |
| 29. p-Cresol (4-Methylphenol) | 10114 | 081919 | 0.05 | 5.00 | 20061.2 | 1000 | NA | NA | 0.017 | NA | NA | 1003.0 | 8.0 | 106-44-5 | 5 ppm (22mg/m3/8H)(skin) | ori-rat 207mg/kg |
| 30. 2,4,5-Trichlorophenol | 10114 | 081919 | 0.05 | 5.00 | 20023.2 | 1000 | NA | NA | 0.017 | NA | NA | 1001.1 | 8.0 | 95-95-4 | N/A | ori-rat 820mg/kg |
| 31. 4-Chloroaniline | 10115 | 080512 | 0.05 | 5.00 | 20009.6 | 1000 | NA | NA | 0.017 | NA | NA | 1000.4 | 8.0 | 106-47-8 | N/A | ori-rat 310mg/kg |
| 32. Dibenzofuran | 10115 | 080512 | 0.05 | 5.00 | 20020.2 | 1000 | NA | NA | 0.017 | NA | NA | 1000.9 | 8.0 | 132-64-9 | N/A | N/A |
| 33. 2-Methylnaphthalene | 10115 | 080512 | 0.05 | 5.00 | 20012.9 | 1000 | NA | NA | 0.017 | NA | NA | 1000.5 | 8.1 | 91-57-6 | N/A | ori-rat 1630mg/kg |
| 34. 2-Nitroaniline | 10115 | 080512 | 0.05 | 5.00 | 20011.8 | 1000 | NA | NA | 0.017 | NA | NA | 1000.5 | 8.0 | 88-74-4 | N/A | ori-rat 1600mg/kg |
| 35. 3-Nitroaniline | 10115 | 080512 | 0.05 | 5.00 | 20018.6 | 1000 | NA | NA | 0.017 | NA | NA | 1000.8 | 8.0 | 99-09-2 | N/A | ori-rat 535mg/kg |
| 36. 4-Nitroaniline | 10115 | 080512 | 0.05 | 5.00 | 20014.9 | 1000 | NA | NA | 0.017 | NA | NA | 1000.6 | 8.0 | 100-01-6 | 1 ppm (8mg/m3/8H)(skin) | ori-rat 750mg/kg |
| 37. 4-Chloro-3-methylphenol | 10118 | 072120 | 0.05 | 5.00 | 20003.9 | 1000 | NA | NA | 0.017 | NA | NA | 1000.1 | 8.0 | 59-50-7 | N/A | ori-rat 1830mg/kg |
| 38. 2-Chlorophenol | 10118 | 072120 | 0.05 | 5.00 | 20002.9 | 1000 | NA | NA | 0.017 | NA | NA | 1000.0 | 8.0 | 95-57-8 | N/A | ori-rat 670mg/kg |
| 39. 2,4-Dichlorophenol | 10118 | 072120 | 0.05 | 5.00 | 20003.1 | 1000 | NA | NA | 0.017 | NA | NA | 1000.1 | 8.0 | 120-83-2 | N/A | ori-rat 590mg/kg |
| 40. 2,4-Dimethylphenol | 10118 | 072120 | 0.05 | 5.00 | 20003.3 | 1000 | NA | NA | 0.017 | NA | NA | 1000.1 | 8.1 | 105-67-9 | N/A | ori-rat 3200mg/kg |
| 41. 2,4-Dinitrophenol | 10118 | 072120 | 0.05 | 5.00 | 20001.8 | 1000 | NA | NA | 0.017 | NA | NA | 1000.0 | 8.0 | 51-28-5 | N/A | ori-rat 30mg/kg |
| 42. 4,6-Dinitro-2-methylphenol | 10118 | 072120 | 0.05 | 5.00 | 20002.5 | 1000 | NA | NA | 0.017 | NA | NA | 1000.0 | 8.0 | 534-52-1 | N/A | N/A |
| 43. 2-Nitrophenol | 10118 | 072120 | 0.05 | 5.00 | 20003.7 | 1000 | NA | NA | 0.017 | NA | NA | 1000.1 | 8.0 | 88-75-5 | N/A | ori-rat 334mg/kg |
| 44. 4-Nitrophenol | 10118 | 072120 | 0.05 | 5.00 | 20002.0 | 1000 | NA | NA | 0.017 | NA | NA | 1000.0 | 8.0 | 100-02-7 | N/A | ori-rat 250mg/kg |
| 45. Pentachlorophenol | 10118 | 072120 | 0.05 | 5.00 | 20002.8 | 1000 | NA | NA | 0.017 | NA | NA | 1000.0 | 8.0 | 87-86-5 | 0.5mg/m3/8H (skin) | ori-rat 27mg/kg |
| 46. Phenol | 10118 | 072120 | 0.05 | 5.00 | 20003.9 | 1000 | NA | NA | 0.017 | NA | NA | 1000.1 | 8.0 | 108-95-2 | 5 ppm (18mg/m3/8H)(skin) | ori-rat 317mg/kg |
| 47. 2,4,6-Trichlorophenol | 10118 | 072120 | 0.05 | 5.00 | 20004.2 | 1000 | NA | NA | 0.017 | NA | NA | 1000.1 | 8.0 | 88-06-2 | N/A | ori-rat 820mg/kg |
| 48. Acenaphthene | 10007 | 042420 | 0.50 | 50.00 | 2001.2 | 1000 | NA | NA | 0.018 | NA | NA | 1000.5 | 4.1 | 83-32-9 | N/A | ipr-rat 600mg/kg |
| 49. Acenaphthylene | 10007 | 042420 | 0.50 | 50.00 | 2000.2 | 1000 | NA | NA | 0.018 | NA | NA | 1000.0 | 4.2 | 208-96-8 | N/A | N/A |
| 50. Anthracene | 10007 | 042420 | 0.50 | 50.00 | 2000.3 | 1000 | NA | NA | 0.018 | NA | NA | 1000.1 | 4.1 | 120-12-7 | 0.2mg/m3 (8H) | ipr-mus 430mg/kg |
| 51. Benzo(a)anthracene | 10007 | 042420 | 0.50 | 50.00 | 2001.3 | 1000 | NA | NA | 0.018 | NA | NA | 1000.6 | 4.2 | 56-55-3 | N/A | N/A |
| 52. Benzo(a)pyrene | 10007 | 042420 | 0.50 | 50.00 | 2000.0 | 1000 | NA | NA | 0.018 | NA | NA | 999.9 | 4.1 | 50-32-8 | 0.2mg/m3 (8H) | scu-rat 50mg/kg |
| 53. Benzo(b)fluoranthene | 10007 | 042420 | 0.50 | 50.00 | 2000.9 | 1000 | NA | NA | 0.018 | NA | NA | 1000.4 | 4.1 | 205-99-2 | N/A | N/A |
| 54. Benzo(k)fluoranthene | 10007 | 042420 | 0.50 | 50.00 | 2001.2 | 1000 | NA | NA | 0.018 | NA | NA | 1000.5 | 4.1 | 207-08-9 | N/A | N/A |
| 55. Benzo(g,h,i)perylene | 10007 | 042420 | 0.50 | 50.00 | 2000.0 | 1000 | NA | NA | 0.018 | NA | NA | 999.9 | 4.1 | 191-24-2 | N/A | N/A |
| 56. Carbazole | 10007 | 042420 | 0.50 | 50.00 | 2000.3 | 1000 | NA | NA | 0.018 | NA | NA | 1000.0 | 4.2 | 86-74-8 | N/A | ipr-mus 200mg/kg |
| 57. Chrysene | 10007 | 042420 | 0.50 | 50.00 | 2000.8 | 1000 | NA | NA | 0.018 | NA | NA | 1000.3 | 4.2 | 218-01-9 | 0.2mg/m3 | N/A |
| 58. Dibenzo(a,h)anthracene | 10007 | 042420 | 0.50 | 50.00 | 2000.8 | 1000 | NA | NA | 0.018 | NA | NA | 1000.3 | 4.2 | 53-70-3 | 0.2mg/m3 | N/A |
| 59. Fluoranthene | 10007 | 042420 | 0.50 | 50.00 | 2000.3 | 1000 | NA | NA | 0.018 | NA | NA | 1000.1 | 4.2 | 206-44-0 | N/A | ori-rat 2000mg/kg |
| 60. Fluorene | 10007 | 042420 | 0.50 | 50.00 | 2000.9 | 1000 | NA | NA | 0.018 | NA | NA | 1000.3 | 4.2 | 86-73-7 | N/A | ipr-mus 2 µg/kg |
| 61. Indeno(1,2,3-cd)pyrene | 10007 | 042420 | 0.50 | 50.00 | 2000.1 | 1000 | NA | NA | 0.018 | NA | NA | 1000.0 | 4.1 | 193-39-5 | N/A | N/A |
| 62. Naphthalene | 10007 | 042420 | 0.50 | 50.00 | 2000.9 | 1000 | NA | NA | 0.018 | NA | NA | 1000.4 | 4.1 | 91-20-3 | 10 ppm (50mg/m3/8H) | ori-rat 490mg/kg |
| 63. Phenanthrene | 10007 | 042420 | 0.50 | 50.00 | 2000.9 | 1000 | NA | NA | 0.018 | NA | NA | 1000.4 | 4.1 | 85-01-8 | 0.2mg/m3/8H | ori-mus 700mg/kg |
| 64. Pyrene | 10007 | 042420 | 0.50 | 50.00 | 2001.0 | 1000 | NA | NA | 0.018 | NA | NA | 1000.4 | 4.2 | 129-00-0 | 0.2mg/m3/8H | ori-rat 2700mg/kg |

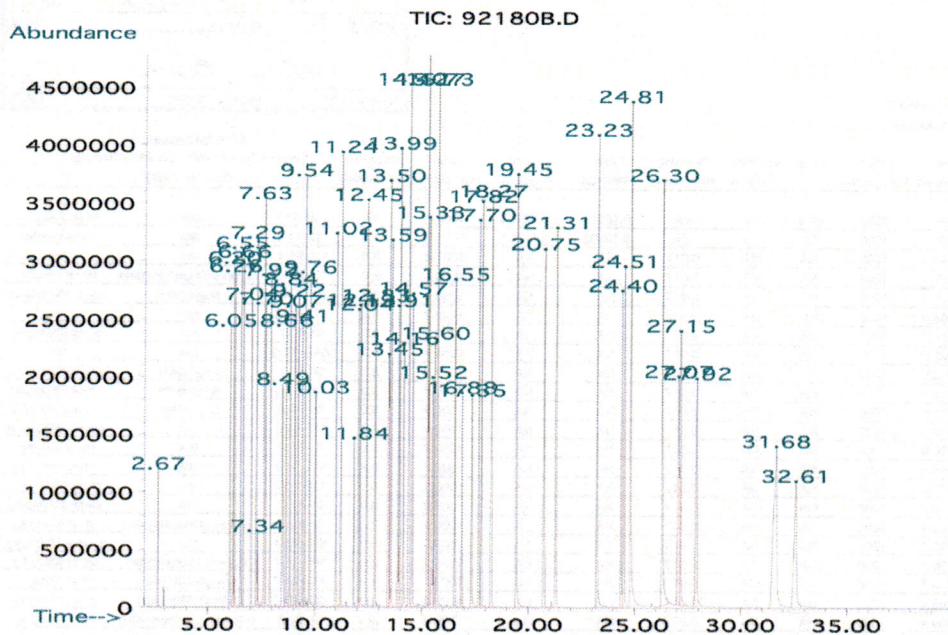
* The certified value is the concentration calculated from gravimetric and volumetric measurements unless otherwise stated.
 * Standards are prepared gravimetrically using balances that are calibrated with weights traceable to NIST (see above).
 * Standards are certified (±) 0.5% of the stated value, unless otherwise stated.
 * All Standards, after opening ampule, should be stored with caps tight and under appropriate laboratory conditions.
 * Uncertainty Reference: Taylor, B.N. and Kuyat, C.E., "Guidelines for Evaluating and Expressing the Uncertainty of NIST Measurement Result," NIST Technical Note 1297, U.S. Government Printing Office, Washington, DC, (1994).

ID #: 13539

Opened:
CLP Semi-Volatile Calibration Standard
Expires: 2/2/2026
Rec'd: 2/5/2021
Energy Laboratories Inc 1120 So. 27th Street
Billings MT 59107



Method GC8MSD-2.M: Column:SBB-5 (30m X 0.25mm ID X 0.25µm film thickness) Temp 1 = 50°C (1min.), Temp 2 = 300°C (14 min.), Rate = 10°C/min., Injector B= 250°C, Detector B = 290°C, Split Ratio = 100:1, Scan Rate = 2. Analysis performed by Melissa Stonier.



| Peak No | Name | MSD RT (min.) |
|---------|---|---------------|
| 1 | N-nitrosodimethylamine | 2.67 |
| 2 | Phenol | 6.05 |
| 3 | bis(2-Chloroethyl)ether | 6.20 |
| 4 | 2-Chlorophenol | 6.26 |
| 5 | 1,3-Dichlorobenzene | 6.55 |
| 6 | 1,4-Dichlorobenzene | 6.63 |
| 7 | 1,2-Dichlorobenzene | 7.04 |
| 8 | o-Cresol (2-methylphenol) | 7.29 |
| 9 | bis(2-Chloroisopropyl)ether | 7.34 |
| 10 | p-Cresol (4-methylphenol)/N-nitrosodi-n-propylamine | 7.63 |
| 11 | Hexachloroethane | 7.70 |
| 12 | Nitrobenzene | 7.92 |
| 13 | Isophorone | 8.49 |
| 14 | 2-Nitrophenol | 8.66 |
| 15 | 2,4-Dimethylphenol | 8.84 |
| 16 | bis(2-Chloroethoxy)methane | 9.07 |
| 17 | 2,4-Dichlorophenol | 9.22 |
| 18 | 1,2,4-Trichlorobenzene | 9.41 |
| 19 | Naphthalene | 9.54 |
| 20 | 4-Chloroaniline | 9.76 |
| 21 | Hexachloro-1,3-butadiene | 10.03 |
| 22 | 4-Chloro-3-methylphenol | 11.02 |
| 23 | 2-Methylnaphthalene | 11.24 |
| 24 | Hexachlorocyclopentadiene | 11.84 |
| 25 | 2,4,6-Trichlorophenol | 12.04 |
| 26 | 2,4,5-Trichlorophenol | 12.13 |
| 27 | 2-Chloronaphthalene | 12.45 |
| 28 | 2-Nitroaniline | 12.84 |
| 29 | Dimethyl phthalate | 13.45 |
| 30 | Acenaphthylene | 13.50 |
| 31 | 2,6-Dinitrotoluene | 13.59 |
| 32 | 3-Nitroaniline | 13.91 |
| 33 | Acenaphthene | 13.99 |
| 34 | 2,4-Dinitrophenol | 14.16 |
| 35 | Dibenzofuran/4-Nitrophenol | 14.40 |
| 36 | 2,4-Dinitrotoluene | 14.57 |
| 37 | Diethyl phthalate/Fluorene | 15.27 |
| 38 | 4-Chlorophenyl phenyl ether | 15.33 |
| 39 | 4-Nitroaniline | 15.52 |
| 40 | 4,6-Dinitro-2-methylphenol | 15.60 |
| 41 | Azobenzene | 15.73 |
| 42 | 4-Bromophenyl phenyl ether | 16.56 |
| 43 | Hexachlorobenzene | 16.89 |
| 44 | Pentachlorophenol | 13.35 |
| 45 | Phenanthrene | 17.70 |
| 46 | Anthracene | 17.82 |
| 47 | Carbazole | 18.27 |
| 48 | Di-n-butyl phthalate | 19.45 |
| 49 | Fluoranthene | 20.75 |
| 50 | Pyrene | 21.31 |
| 51 | Benzyl butyl phthalate | 23.23 |
| 52 | Benzo(a)anthracene | 24.40 |
| 53 | Chrysene | 24.51 |
| 54 | bis(2-Ethylhexyl)phthalate | 24.82 |
| 55 | Di-n-octyl phthalate | 26.30 |
| 56 | Benzo(b)fluoranthene | 27.07 |
| 57 | Benzo(k)fluoranthene | 27.15 |
| 58 | Benzo(a)pyrene | 27.92 |
| 59 | Indeno(1,2,3-cd)pyrene/Dibenzo(a,h)anthracene | 31.68 |
| 60 | Benzo(g,h)perylene | 32.61 |



CERTIFIED REFERENCE MATERIAL

110 Benner Circle
Bellefonte, PA 16823-8812
Tel: (800)356-1688
Fax: (814)353-1309

www.restek.com

Certificate of Analysis



FOR LABORATORY USE ONLY-READ SDS PRIOR TO USE.

This Reference Material is intended for Laboratory Use Only as a standard for the qualitative and/or quantitative determination of the analyte(s) listed.

Catalog No. : 31062 **Lot No.:** A0167670

Description : B/N Surrogate Mix (4/89 SOW)
Base Neutral Surrogate 4/89(SOW) 5000µg/mL, Methylene Chloride, 1mL/ampul

Container Size : 2 mL **Pkg Amt:** > 1 mL

Expiration Date : November 30, 2026 **Storage:** 10°C or colder

Handling: Sonicate prior to use. **Ship:** Ambient

CERTIFIED VALUES

| Elution Order | Compound | Grav. Conc. (weight/volume) | Expanded Uncertainty (95% C.L.; K=2) | | | |
|---------------|---|-----------------------------|--------------------------------------|----------|-------|-------------|
| 1 | Nitrobenzene-d5 CAS # 4165-60-0 Purity 99% (Lot PR-29940B) | 5,014.0 µg/mL | +/- | 29.3583 | µg/mL | Gravimetric |
| | | | +/- | 225.8621 | µg/mL | Unstressed |
| | | | +/- | 250.6163 | µg/mL | Stressed |
| 2 | 2-Fluorobiphenyl CAS # 321-60-8 Purity 99% (Lot 00019169) | 5,019.6 µg/mL | +/- | 29.3911 | µg/mL | Gravimetric |
| | | | +/- | 226.1143 | µg/mL | Unstressed |
| | | | +/- | 250.8962 | µg/mL | Stressed |
| 3 | p-Terphenyl-d14 CAS # 1718-51-0 Purity 99% (Lot PR-27278) | 5,020.6 µg/mL | +/- | 29.3967 | µg/mL | Gravimetric |
| | | | +/- | 226.1576 | µg/mL | Unstressed |
| | | | +/- | 250.9442 | µg/mL | Stressed |

Solvent: Methylene chloride
CAS # 75-09-2
Purity 99%

ID #: 13666

Opened: _____

B/N Surrogate Mix (4/89 SOW)

Expires: 11/30/2026

Rec'd: 3/19/2021

Energry Laboratories Inc 1120 So. 27th Street
Billings MT 59107

Tech Tips:

Due to the limited solubility of p-terphenyl-d14 in methanol, we do not recommend that this mixture be diluted in methanol.

Column:

30m x 0.25mm x 0.25µm
Rtx-5 (cat.#10223)

Carrier Gas:

hydrogen-constant pressure 10 psi.

Temp. Program:

75°C (hold 1 min.) to 330°C
@ 20°C/min. (hold 10 min.)

Inj. Temp:

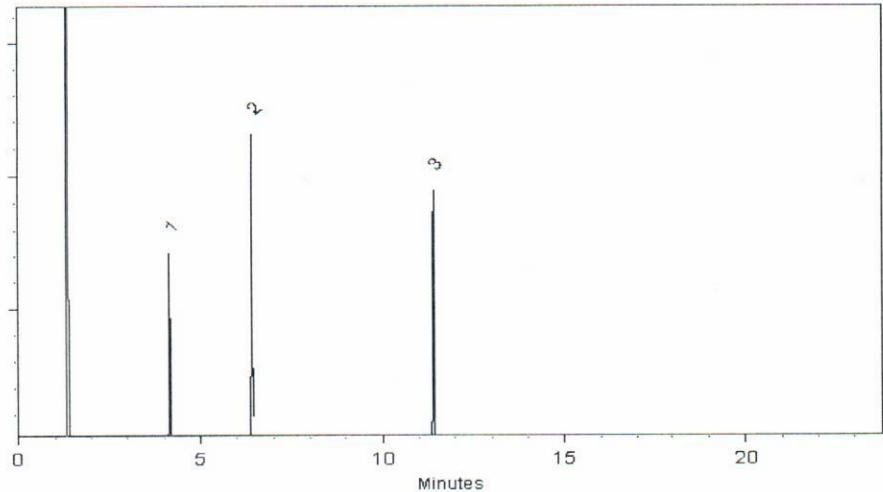
250°C

Det. Temp:

330°C

Det. Type:

FID



This chromatogram represents a general set of testing conditions chosen for product acceptance. For optimal results in your lab, conditions should be adjusted for your specific instrument, method, and application.


Katelyn McGinni - Operations Tech I

Date Mixed: 30-Dec-2020 Balance: 1128353505


Alexis Shelow - Operations Tech I

Date Passed: 06-Jan-2021

Manufactured under Restek's ISO 9001:2015
Registered Quality System
Certificate #FM 80397

General Certified Reference Material Notes

Expiration Notes:

- Expiration date valid for unopened ampul stored in compliance with the recommended conditions.
- Uncertainty, concentration, and expiration of the CRM are based on the unopened product being stored according to the recommended condition found in the storage field.

Purity Notes:

- Purity and/or chemical identity are determined by one or more of the following techniques: GC/FID, HPLC, GC/ μ ECD, GC/MS, LC/MS, RI, and/or melting point.
- Compounds with a listed purity of less than 99% have been weight corrected to compensate for impurities and/or salts. A correction factor is used to calculate the amount of compound necessary to achieve the desired concentration of the parent compound in solution.
- Purity of isomeric compounds is reported as the sum of the isomers.
- Purity values are rounded to the nearest whole number.

Certified Uncertainty Value Notes:

- The uncertainties are determined in accordance with ISO 17034 and Guide 35. The certified combined stressed uncertainty value (includes gravimetric uncertainty, homogeneity between-ampul uncertainty, storage stability uncertainty and shipping stability uncertainty and were combined using the following formula:

$$U_{combined\ stressed} = k \sqrt{U_{gravimetric}^2 + U_{homogeneity}^2 + U_{storage\ stability}^2 + U_{shipping\ stability}^2}$$

k is a coverage factor of 2, which gives a level of confidence of approximately 95%.

- It is important to note that the shipping stability uncertainty was obtained under temperature extremes for specific time intervals; therefore, the certified combined stressed uncertainty value should only be applied to the product if it was stored at non-standard temperature conditions up to and including 7 days. Contact Restek Technical Service at www.restek.com/Contact-Us for use recommendations if your shipment was in-transit for more than 7 days at non-standard temperature conditions.
- Apply the certified combined unstressed uncertainty value if the product was received under standard shipping conditions. Apply the certified combined stressed uncertainty value if the product was received under non-standard conditions as specified below.

| Label Conditions | Standard Conditions | Non-Standard Conditions |
|---|---------------------|-------------------------|
| 25°C Nominal (Room Temperature) | < 60°C | ≥ 60°C up to 7 days |
| 10°C or colder (Refrigerate) | < 40°C | ≥ 40°C up to 7 days |
| 0°C or colder (Freezer) -20°C or colder (Deep Freezer) | < 25°C | ≥ 25°C up to 7 days |

- Separate (not combined) uncertainty values for gravimetric uncertainty are also displayed on the certificate, if needed, separate homogeneity between-ampul uncertainty, storage stability uncertainty and shipping stability uncertainty values are available by contacting Restek Technical Service at www.restek.com/Contact-Us.
- The packaged amount is the minimum sample size for which uncertainty is valid. The ampules are over-filled to ensure that the minimum packaged amount can be sufficiently transferred.

Manufacturing Notes:

- Concentration is based upon gravimetric preparation using either a balance whose calibration has been verified daily using NIST traceable weights, and/or dilutions with Class A glassware.

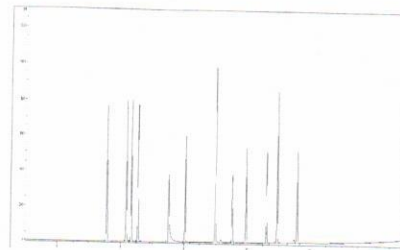
Handling Notes:

- Stability of the unopened product, when stored in compliance with the recommended conditions, is guaranteed through the expiration displayed on the product label and certificate. Contact Restek for additional opened product stability information, with the knowledge/understanding that open product stability is subject to the specific handling and environmental conditions to which the product is exposed. For your convenience Restek supplies deactivated vials with most standards packed in 2mL ampules. Larger volume deactivated vials are available through Restek as a custom ordered item. Additionally, Restek sells DMDCS for the purpose of glassware deactivation as catalog number 31861, which includes complete instructions.

Certificate of Analysis - Certified Reference Material

EPA TCL Hazardous Substances Mix (12 cmpds)

Product no.: 47990-U
Lot no.: LRAC9004
Expiry Date: February 2024
Manufacturing Date: February 2021
Storage: Refrigerate
Solvent/Matrix: Dichloromethane
Certificate version: LRAC9004.01 (Note: Certificates may be updated due to the availability of new data. Check our website at: www.sigma-aldrich.com for the most current version.)



Certified Values:

| Analyte | Certified Value | Units | Raw Material Purity, % | Raw Material Elution order | Raw Material Lot |
|---------------------------------------|-----------------|-------|------------------------|----------------------------|------------------|
| ANILINE CAS# 62-53-3 | 2022 ± 25 | µg/mL | 99.9 | 01 | LA41596 |
| BENZYL ALCOHOL CAS# 100-51-6 | 2022 ± 15 | µg/mL | 99.7 | 02 | LB99705 |
| 2-METHYLPHENOL CAS# 95-48-7 | 2022 ± 14 | µg/mL | 99.9 | 03 | LB91878 |
| 4-METHYLPHENOL CAS# 106-44-5 | 2022 ± 17 | µg/mL | 99.9 | 04 | LB32518 |
| BENZOIC ACID CAS# 65-85-0 | 2021 ± 27 | µg/mL | 98.8 | 05 | 442-137B |
| 4-CHLOROANILINE CAS# 106-47-8 | 2022 ± 32 | µg/mL | 100.0 | 06 | MKBZ6909V |
| 2,4,5-TRICHLOROPHENOL CAS# 95-95-4 | 2022 ± 18 | µg/mL | 99.9 | 07 | JS00008 |
| 2-METHYLNAPHTHALENE CAS# 91-57-6 | 2021 ± 11 | µg/mL | 98.2 | 08 | LB97828 |
| 2-NITROANILINE CAS# 88-74-4 | 2022 ± 12 | µg/mL | 99.9 | 09 | 07411KN |
| 3-NITROANILINE CAS# 99-09-2 | 2022 ± 15 | µg/mL | 99.9 | 10 | LC09264 |
| DIBENZOFURAN CAS# 132-64-9 | 2021 ± 10 | µg/mL | 98.8 | 11 | LB78814 |
| 4-NITROANILINE CAS# 100-01-6 | 2022 ± 23 | µg/mL | 99.9 | 12 | 15609AA |

ID #: 13691

Opened:

EPA TCL Hazardous Substances Mix (12 cmp)

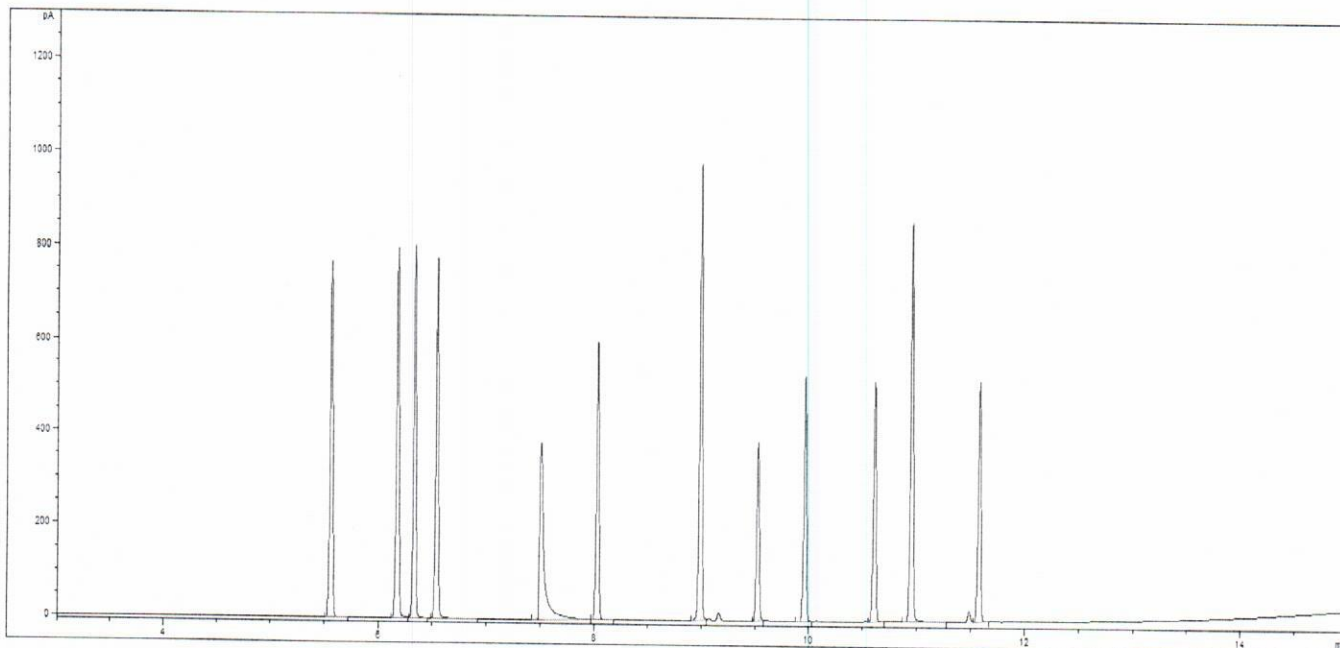
Expires: 2/28/2024

Rec'd: 3/26/2021

Energv Laboratories Inc 1120 So. 27th Street
Billings MT 59107



Informational Values:



Additional Information:

Analytical Method Parameters:
Column: SPB-5, 30 m x 0.53 mm I.D., 1.5 µm film thickness (Column #214)
Carrier Gas: H2, Flow: 4.5 mL/min
Inlet Temperature: 240 °C, Injection Volume: 1 µL
Injection Mode: Split, Split Ratio: 25:1
Temperature Program: 80 °C (Hold 2 min) @ 15 °C/min to 280 °C (Hold 2 min)
Detector: FID
Detector Temperature: 310 °C

Metrological traceability:

Traceable to the SI and higher order standards from NIST through an unbroken chain of comparisons. The balance used to weigh raw materials is accurate to +/-0.0001 g and calibrated regularly using mass standards traceable to NIST. All dilutions were performed gravimetrically. Additionally, individual analytes are traceable to NIST SRMs where available and specified above.

Measurement method:

Where applicable, the assigned value is based on a purity determination by mass balance and gravimetrically prepared value.

Intended use:

Intended for R&D and Analytical Use only. Not for drug, household or other uses.

Minimum sample size:

1 µL

Packaging:

1 ML IN AMBER AMPULE

Instructions for handling and correct use:

Use on the as is basis. The internal pressure of the container may be slightly different from the atmospheric pressure at the user`s location. Open slowly and carefully to avoid dispersion of the material.

Health and safety information:

All chemical reference materials should be considered potentially hazardous and should be used only by qualified laboratory personnel. Please refer to the Safety Data Sheet for detailed information about the nature of any hazard and appropriate precautions to be taken.

Accreditation:

Sigma-Aldrich RTC is accredited by the US accreditation authority ANAB as a registered reference material producer AR-1470 in accordance with ISO 17034.

Certificate issue date:

26-Feb-2021



Andy Ommen - QC Manager

Mark Pooler - QA Supervisor

Details on metrological traceability:

This standard has been gravimetrically prepared using balances that have been fully qualified and calibrated to ISO 17025 requirements. All calibrations utilize NIST traceable weights which are calibrated externally by a qualified ISO 17025 accredited calibration laboratory to NIST standards. Qualification of each balance includes the assignment of a minimum weighing by a qualified and ISO 17025 accredited calibration vendor taking into consideration the balance and installed environmental conditions to ensure compliance with USP tolerances of NMT 0.10% relative error. Fill volume to predetermined specifications is gravimetrically verified throughout the dispensing process using qualified and calibrated balances. Further traceability to a corresponding Primary Standard may be achieved through a direct comparison assay. Where a Primary Standard is available, the assay value will be included in the specified section of the COA.

Details on metrological traceability:

Ucrm - Uncertainty values in this document are expressed as Expanded Uncertainty (Ucrm) corresponding to the 95% confidence interval. Ucrm is derived from the combined standard uncertainty multiplied by the coverage factor k, which is obtained from a t-distribution and degrees of freedom. The components of combined standard uncertainty include the uncertainties due to characterization, homogeneity, long term stability, and short term stability (transport). The components due to stability are generally considered to be negligible unless otherwise indicated by stability studies. The mathematical

$$u_{CRM} = \sqrt{u_{char}^2 + u_{homogeneity}^2 + u_{stability}^2}$$

Homogeneity assessment:

Homogeneity was assessed in accordance with ISO Guide 35. Completed units were sampled using a random stratified sampling protocol. The results of chemical analysis were then compared by Single Factor Analysis of Variance (ANOVA). The uncertainty due to homogeneity was derived from the ANOVA. Heterogeneity was not detected under the conditions of the ANOVA.

Stability assessment:

Significance of the stability assessment will be demonstrated if the analytical result of the study and the range of values represented by the Expanded Uncertainty do not overlap the result of the original assay and the range of its values represented by the Expanded Uncertainty. The method employed will usually be the same method used to characterize the assay value in the initial

Certificate of analysis revision history:

| Certificate version | Date | Reason for version |
|---------------------|-------------|-----------------------|
| LRAC9004.01 | 26-Feb-2021 | Original Release Date |

Disclaimer: The purchaser is required to determine the suitability of this product for any particular application. Sigma-Aldrich RTC makes no warranty of any kind, express or implied, other than its products meet all quality control standards set by Sigma-Aldrich RTC. We do not guarantee that the product can be used for any particular application.

The vibrant M, Supelco, TraceCERT and Sigma-Aldrich are trademarks of Merck KGaA, Darmstadt, Germany or its affiliates. All other trademarks are the property of their respective owners. Detailed information on trademarks is available via publicly accessible resources. © 2018 Merck KGaA, Darmstadt, Germany and/or its affiliates. All Rights Reserved.

The life science business of Merck KGaA, Darmstadt, Germany operates as MilliporeSigma in the US and Canada.



Certificate of Analysis

Product Name: Benzidines Standard
Product Number: US-290-1
Lot Number: 0006592783

Lot Issue Date: 03-Mar-2021
Expiration Date: 30-Apr-2023

Description:

This analytical reference material (RM) was manufactured and verified in accordance with an ISO 9001 registered quality system and analyte concentrations were verified by an ISO 17025 accredited laboratory. The concentration and uncertainty value at the 95% confidence level for each analyte, determined gravimetrically, is listed below.

| Analyte | CAS# | Analyte Lot | Concentration ± Uncertainty |
|------------------------|-------------|-------------|-----------------------------|
| benzidine | 000092-87-5 | RM10200 | 2004 ± 10 µg/mL |
| 3,3'-dichlorobenzidine | 000091-94-1 | RM12559 | 2001 ± 10 µg/mL |

Matrix: methylene chloride (dichloromethane)

Storage Conditions: Store at Room Temperature (15° to 30°C).

Traceability:

The balances used for these measurements are calibrated with weights traceable to NIST in compliance with ANSI/NCCL Z540.3, ISO 9001, ISO 17025, and ISO 17034. Calibrated Class A glassware is used for volumetric measurements. Thermometers are calibrated against a NIST traceable thermometer in accordance with NIST Special Publication 1088.

Homogeneity:

This RM was unitized according to an in-house procedure and is guaranteed to be homogeneous. There is no minimum sub-sample size required.

Intended Use:

This RM is intended for the preparation of working reference samples for use in routine laboratory analyses, calibration of instruments, validation of analytical methods, assessments of measurement methods, and continuing calibration verification.

Instructions for Use:

Sample aliquots for analysis should be withdrawn at 20°C to 25°C immediately after opening the container and should be processed without delay for the certified values to be valid within the stated uncertainties.

Hazards:

Refer to the Safety Data Sheet on www.agilent.com for information regarding this RM.

Expiration of Certification:

The certification of this RM is valid until the expiration date specified above, provided the RM is handled and stored in accordance with the instructions given in this certificate. This certification is nullified if the RM is damaged, contaminated, or otherwise modified.

Maintenance of Certification:

If substantive changes are noted that affect the certification before the expiration of this certificate, Agilent will notify the purchaser.

Sample lot approver:

Monica Bourgeois
 Monica Bourgeois
 QMS Representative



ISO 17034 Cert
 No. AR-1936

RM was produced in accordance with the LRQA registered ISO 9001:2015 Quality Management System. Cert # 10303760

Page: 1 of 1

www.agilent.com/quality/
 CSD-QA-015.1



ISO 17025 Cert
 No. AT-1937

John

660 Tower Lane • P.O. Box 599 • West Chester, PA 19381-0599
1-800-452-9994 • 1-610-692-3026 • Fax 1-610-692-8729
info@chemservice.com • www.chemservice.com

CERTIFICATE OF ANALYSIS

Mixture #8-Internal Standards

CONCENTRATION 4000ug/ml in Methylene chloride
CATALOG NUMBER M-PPHC8X12-1ML
LOT NUMBER 11925100
DATE CERTIFIED 06/09/21
EXPIRATION DATE 06/30/23
STORAGE Store at room temperature (20 - 25 °C).
HANDLING See Safety Data Sheet
INTENDED USE For laboratory use only.
ISO 17034:2016 CERTIFIED [X]

| ID | Analyte | CAS | Weight Analyte (mg) | Lot | Purity | Certified Concentration (ug/mL) |
|---------|------------------------|------------|---------------------|----------|--------|---------------------------------|
| N-11000 | Acenaphthene-d10 | 15067-26-2 | 804.000 | 00026778 | 99.5 | 3999.9 |
| N-11467 | Chrysene-d12 | 1719-03-5 | 809.700 | 00025144 | 99.5 | 4028.3 |
| N-10217 | 1,4-Dichlorobenzene-d4 | 3855-82-1 | 804.000 | 00027328 | 99.5 | 3999.9 |
| N-12645 | Naphthalene-d8 | 1146-65-2 | 807.500 | 00029881 | 99.3 | 4009.2 |
| N-12851 | Perylene-d12 | 1520-96-3 | 805.100 | 00024295 | 99.5 | 4005.4 |
| N-12856 | Phenanthrene-d10 | 1517-22-2 | 808.700 | 00027331 | 99.0 | 4003.1 |

| Analytical Test | Value |
|------------------------|----------|
| CONCENTRATION (GC/FID) | VERIFIED |

ID #: 13968
Opened: _____
Mixture #8-Internal Standards
Expires: 6/30/2023
Rec'd: 6/18/2021
Enerqa Laboratories Inc 1120 So. 27th Street
Billings MT 59107

COA Form
Revision 3 (3/2015)



Print Date: 06/14/21

CHEM SERVICE INC.

660 Tower Lane • P.O. Box 599 • West Chester, PA 19381-0599
1-800-452-9994 • 1-610-692-3026 • Fax 1-610-692-8729
info@chemservice.com • www.chemservice.com

Instructions for Use:

Shake mixture prior to use. If particles are present, sonicate for homogeneity. If sample is diluted to lower concentrations, Class A volumetric glassware must be used.


Minimum Sample Size- 0.2 uL for Direct Injection.

Chem Service Inc. guarantees the expanded uncertainty of the above analytes to be +/- 2.0% of the certified concentrations based on gravimetric preparation. The test results published in this report were obtained using equipment capable of producing results that are traceable to NIST and through NIST to the International System of Units (SI). The reported expanded uncertainty of measurement is stated as the combined standard uncertainty of measurement multiplied by the coverage factor k ($k=2$) such that the coverage probability corresponds to approximately 95%. For certified reference materials, homogeneity and thermal stability testing are available upon request.

Certified By:

Mary Beth O'Donnell

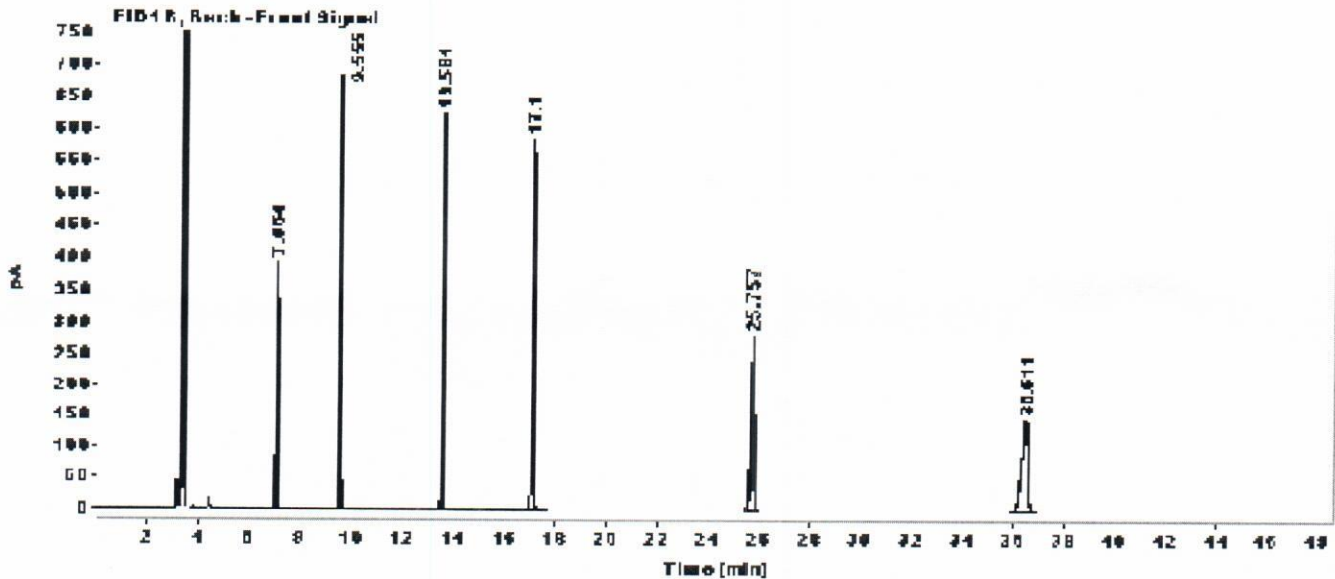
Mary Beth O'Donnell
CSM/TC



CERTIFICATE OF ANALYSIS

Gas Chromatography / Flame Ionization Detector (GC/FID)

Data file: C:\CHEM32\1\DATA\2021 DATA\0621\1M-PPHC8X12.D
 Sample name: M-PPHC8X12
 Acq. method: SCREEN-BACK.M
 Instrument: GC3
 Injection date: 6/9/2021 11:58:12 AM
 Column name: RTX-5MS (30m x 0.25mm x 0.5µm)
 Location: 201
 Injection Vol: 1.000
 # Of Injections: 1



Signal: FID1 B, Back - Front Signal

| RT [min] | Type | Width [min] | Area | Height | Area% |
|----------|------|-------------|------------|----------|---------|
| 7.064 | BB | 0.0442 | 1119.2875 | 393.3396 | 8.4245 |
| 9.555 | BV R | 0.0512 | 2239.5649 | 684.7053 | 16.8565 |
| 13.581 | BB | 0.0598 | 2394.9761 | 624.3607 | 18.0262 |
| 17.100 | BB | 0.0685 | 2531.9221 | 584.9907 | 19.0569 |
| 25.757 | BB | 0.1314 | 2450.2429 | 284.7773 | 18.4422 |
| 36.511 | BB | 0.2375 | 2550.0964 | 149.1623 | 19.1937 |
| Sum | | | 13286.0900 | | |



CERTIFICATE OF ANALYSIS

Catalog No: S-14500-R2
Description: Custom Semi-Volatile Standard
Lot: 220021255-02
Solvent: Dichloromethane
Hazards: Refer to SDS for complete safety information

Date Certified: Aug 31, 2021
Expiration: Oct 1, 2022
Sample Size: 1 mL
Components: 10
Storage Condition: Freeze (<-10 °C)/Sonicate



Signal Word: Warning

Certified Reference Material



AR-1463

| Component | CAS # | Purity % (GC/MS) | Prepared Concentration ² (µg/mL) | Certified Analyte Concentration ¹ (µg/mL) |
|-------------------------|-----------|---------------------|--|---|
| Pyridine | | | | |
| 4-Chlorophenol | 110-86-1 | 98.7 | 2026 | 2000 |
| 1-Methylnaphthalene | 106-48-9 | 100.0 | 2019 | 2019 |
| N-Nitrosodiphenylamine | 90-12-0 | 98.5 | 2003 | 1973 |
| 4-Chloro-2-methylphenol | 86-30-6 | 100.0 | 2022 | 2022 |
| Benzoic acid | 1570-64-5 | 97.0 | 2069* | 2007 |
| Aniline | 65-85-0 | 99.5 | 2010 | 2000 |
| Benzyl alcohol | 62-53-3 | 98.0 | 2002 | 1962 |
| Triallate | 100-51-6 | 99.9 | 2011 | 2009 |
| o-Terphenyl | 2303-17-5 | 99.9 | 2013 | 2011 |
| | 84-15-1 | 99.9 | 2019 | 2017 |

ID #: 14279
Opened: _____
Custom Semi-Volatile Standard
Expires: 10/1/2022
Rec'd: 9/16/2021
Enerav Laboratories Inc 1120 So. 27th Street
Billings MT 59107

This Certified Reference Material was verified in accordance with ISO/IEC 17025

* Weight compensated to 100% purity.

A product with a suffix (-1A, -2B, etc. or -01, -02, etc.) on its lot number has had its expiration date extended and is identical to the same lot number without the suffix.

² All weights are traceable through NIST, Test No. 684/289871-17

¹ Certified Analyte Concentration = Purity x Prepared Concentration.


The Uncertainty associated with the certified concentration reported on this certificate is ±2.4%. This value is the combined expanded uncertainty and represents an estimated standard deviation equal to the positive square root of the total variation of the uncertainty of components. A normal distribution is assumed and a coverage factor of K=2 is chosen using approximately a 95% confidence level.

Labels and certificates follow U.S. Conventions in reporting numerical values: A comma (,) is used to separate units of one-thousand or greater. A period (.) is used as a decimal place marker.

The information on this certificate may not be reproduced without the express permission of the manufacturer. See reverse side for additional information

Hazard Information: Please refer to the SDS for information regarding the hazards associated with using this material.

This product was prepared according to in-house procedures and is guaranteed to be homogeneous.

Certified By: 
Larry Decker, Organic QC Manager

For use in routine laboratory analysis.



Analytical RunID SV5973N.I_211230A Standards Traceability Report

Spike ID: sv100507

Spike Name: BNA mix

Prep Date: 6/9/2021

Exp Date: 3/31/2022

Department: GCMSSEMI

Vendor:

Lot Number:

Balance ID:

Comments: 200 ug/mL

Type: Secondary

Prep By: Sean McGrew

Status: New

Final Volume: 1.5 mL

| Chemical/Solvent Used | Bottle No | Amt | Units | Expires |
|-----------------------|-----------------------|------|-------|-----------|
| Dichloromethane EA342 | 13510 | 0.51 | mL | 3/31/2022 |

| Stock Source | Base Units | Amount Added |
|--------------|------------|--------------|
| sv82908 | ug/mL | 0.03 mL |
| sv83301 | ug/mL | 0.15 mL |
| sv83406 | ug/mL | 0.15 mL |
| sv83419 | ug/mL | 0.15 mL |
| sv82913 | ug/mL | 0.15 mL |
| sv83410 | ug/mL | 0.15 mL |
| sv83407 | ug/mL | 0.06 mL |
| sv83201 | ug/mL | 0.15 mL |



Analytical RunID SV5973N.I_211230A Standards Traceability Report

Spike ID: sv100516

Spike Name: BNA Internals 2000 ug/mL

Prep Date: 7/25/2021

Exp Date: 6/30/2023

Department: GCMSSEMI

Vendor: Chemservice

Lot Number: 8443500

Balance ID:

Comments:

Type: Secondary

Prep By: John P. Heine

Status: New

Final Volume: 2.12 mL

| Chemical/Solvent Used | Bottle No | Amt | Units | Expires |
|-----------------------|-----------------------|--------------|-------|-----------|
| Dichloromethane EA342 | 13510 | 1.06 | mL | 6/30/2023 |
| Stock Source | Base Units | Amount Added | | |
| sv83506 | ug/mL | 1.06 mL | | |



Analytical RunID SV5973N.I_211230A Standards Traceability Report

Spike ID: sv100714

Spike Name: BNA 2nd source

Prep Date: 12/20/2021

Exp Date: 10/1/2022

Department: GCMSSEMI

Vendor:

Lot Number:

Balance ID:

Comments: 200 ug/mL

Type: Secondary

Prep By: Sean McGrew

Status: New

Final Volume: 1 mL

| Chemical/Solvent Used | Bottle No | Amt | Units | Expires |
|-----------------------|-----------------------|------|-------|-----------|
| Dichloromethane EA342 | 13510 | 0.54 | mL | 10/1/2022 |

| Stock Source | Base Units | Amount Added |
|--------------|------------|--------------|
| sv83514 | ug/mL | 0.1 mL |
| sv82702 | ug/mL | 0.02 mL |
| sv83218 | ug/mL | 0.1 mL |
| sv83408 | ug/mL | 0.2 mL |
| sv83411 | ug/mL | 0.04 mL |



Analytical RunID SV5973N.I_211230A Standards Traceability Report

Standard ID: sv82702
Standard Name: AE Surr
Prep Date: 8/28/2018
Exp Date: 4/30/2023
Department: GCMSPR
Vendor: Restek
Lot Number: A0137474
Balance ID:
Comments:

Type: Primary
Prep By: Craig A. Bardelli
Status: New

Final Volume: mL

| Chemical/Solvent Used | Bottle No | Amt | Units | Expires |
|------------------------------------|-----------------------|--------------|-------|-----------|
| Acid Surrogate Standard Mix (4/89) | 10707 | 1 | mL | 4/30/2023 |
| Stock Source | Base Units | Amount Added | | |



Analytical RunID SV5973N.I_211230A Standards Traceability Report

Spike ID: sv82908

Spike Name: AE surr

Prep Date: 4/10/2019

Exp Date: 3/31/2022

Department: GCMSSEMI

Vendor: Sigma-Aldrich

Lot Number: LRAC2239

Balance ID:

Comments:

Type: Primary

Prep By: Sean McGrew

Status: New

Final Volume: mL

| Chemical/Solvent Used | Bottle No | Amt | Units | Expires |
|---------------------------------------|-----------------------|--------------|-------|-----------|
| EPA 8270 Acids Surrogate Spike Mix HC | 11383 | | mL | 3/31/2022 |
| Stock Source | Base Units | Amount Added | | |



Analytical RunID SV5973N.I_211230A Standards Traceability Report

Spike ID: sv82913

Spike Name: BNA Custom for cal

Prep Date: 5/2/2019

Exp Date: 5/28/2023

Department: GCMSSEMI

Vendor: AccuStandard

Lot Number: 219041483

Balance ID:

Comments:

Type: Primary

Prep By: Sean McGrew

Status: New

Final Volume: 1 mL

| Chemical/Solvent Used | Bottle No | Amt | Units | Expires |
|-----------------------|-----------------------|--------------|-------|-----------|
| Custom BNA Mix | 11451 | | mL | 5/28/2023 |
| Stock Source | Base Units | Amount Added | | |



Analytical RunID SV5973N.I_211230A Standards Traceability Report

Spike ID: sv83201

Spike Name: Phenols mix

Prep Date: 3/17/2020

Exp Date: 1/31/2028

Department: GCMSSEMI

Vendor: Restek

Lot Number: A0157111

Balance ID:

Comments:

Type: Primary

Prep By: Sean McGrew

Status: New

Final Volume: 1 mL

| Chemical/Solvent Used | Bottle No | Amt | Units | Expires |
|-----------------------------|-----------------------|-----|-------|-----------|
| 604 Phenols Calibration Mix | 12512 | | mL | 1/31/2028 |

| Stock Source | Base Units | Amount Added |
|--------------|------------|--------------|
|--------------|------------|--------------|



Analytical RunID SV5973N.I_211230A Standards Traceability Report

Spike ID: SV83202

Spike Name: BNA 2nd source short

Prep Date: 3/24/2020

Exp Date: 3/16/2023

Department: GCMSSEMI

Vendor: Absolute Standards

Lot Number: 031620

Balance ID:

Comments:

Type: Primary

Prep By: Sean McGrew

Status: New

Final Volume: 1 mL

| Chemical/Solvent Used | Bottle No | Amt | Units | Expires |
|-------------------------------|-----------------------|--------------|-------|-----------|
| BNA 2nd Source Standard Rev 1 | 12532 | | mL | 3/16/2023 |
| Stock Source | Base Units | Amount Added | | |



Analytical RunID SV5973N.I_211230A Standards Traceability Report

Spike ID: sv83218

Spike Name: Benzidines

Prep Date: 7/7/2020

Exp Date: 5/1/2024

Department: GCMSSEMI

Vendor: AccuStandard

Lot Number: 220041353

Balance ID:

Comments: 2000 ug/mL 12839

Type: Primary

Prep By: John P. Heine

Status: New

Final Volume: 1 mL

| Chemical/Solvent Used | Bottle No | Amt | Units | Expires |
|------------------------------------|-----------------------|--------------|-------|----------|
| Benzidine & 3,3'-Dichlorobenzidine | 12839 | 1 | mL | 5/1/2024 |
| Stock Source | Base Units | Amount Added | | |



Analytical RunID SV5973N.I_211230A Standards Traceability Report

Spike ID: sv83301

Spike Name: PAH Mix

Prep Date: 7/13/2020

Exp Date: 9/30/2022

Department: GCMSSEMI

Vendor: Sigma-Aldrich

Lot Number: LRAC3877

Balance ID:

Comments: 4 x 1mL

Type: Primary

Prep By: John P. Heine

Status: New

Final Volume: 6 mL

| Chemical/Solvent Used | Bottle No | Amt | Units | Expires |
|-----------------------|-----------------------|--------------|-------|-----------|
| TCL PAH Mix | 12846 | 6 | mL | 9/30/2022 |
| Stock Source | Base Units | Amount Added | | |



Analytical RunID SV5973N.I_211230A Standards Traceability Report

Spike ID: sv83406

Spike Name: BN mix 2000ug/mL

Prep Date: 1/20/2021

Exp Date: 1/31/2023

Department: GCMSSEMI

Vendor: Sigma-Aldrich

Lot Number: LRAC4915

Balance ID:

Comments:

Type: Primary

Prep By: Sean McGrew

Status: New

Final Volume: 1 mL

| Chemical/Solvent Used | Bottle No | Amt | Units | Expires |
|-----------------------|-----------------------|-----|-------|-----------|
| TCL Base-Neutrals Mix | 13494 | 1 | mL | 1/31/2023 |

| Stock Source | Base Units | Amount Added |
|--------------|------------|--------------|
|--------------|------------|--------------|



Analytical RunID SV5973N.I_211230A Standards Traceability Report

Standard ID: sv83407

Standard Name: BN Surr 5000 ug/mL

Prep Date: 12/14/2020

Exp Date: 10/31/2026

Department: GCMSSEMI

Vendor: Restek

Lot Number: A0166081

Balance ID:

Comments:

Type: Primary

Prep By: John P. Heine

Status: New

Final Volume: 5 mL

| Chemical/Solvent Used | Bottle No | Amt | Units | Expires |
|------------------------------|-----------------------|--------------|-------|------------|
| B/N Surrogate Mix (4/89 SOW) | 13328 | 1 | mL | 10/31/2026 |
| Stock Source | Base Units | Amount Added | | |



Analytical RunID SV5973N.I_211230A Standards Traceability Report

Spike ID: sv83408

Spike Name: 625 LCS Spk

Prep Date: 2/9/2021

Exp Date: 2/2/2026

Department: GCMSPR

Vendor: Absolute Standards

Lot Number: 050120

Balance ID:

Comments: 12x1mL ampules

Type: Primary

Prep By: Ryan F. Bengel

Status: Open

Final Volume: 1 mL

| Chemical/Solvent Used | Bottle No | Amt | Units | Expires |
|--|-----------------------|-----|-------|----------|
| CLP Semi-Volatiel Calibration Standard | 13539 | 1 | mL | 2/2/2026 |

| Stock Source | Base Units | Amount Added |
|--------------|------------|--------------|
|--------------|------------|--------------|



Analytical RunID SV5973N.I_211230A Standards Traceability Report

Spike ID: sv83410

Spike Name: H.S. Mix

Prep Date: 4/7/2021

Exp Date: 2/28/2024

Department: GCMSSEMI

Vendor: Sigma-Aldrich

Lot Number: LRAC9004

Balance ID:

Comments: 2000 ug/mL

Type: Primary

Prep By: Sean McGrew

Status: New

Final Volume: mL

| Chemical/Solvent Used | Bottle No | Amt | Units | Expires |
|---|-----------------------|-----|-------|-----------|
| EPA TCL Hazardous Substances Mix (12 cmpds) | 13691 | | mL | 2/28/2024 |

| Stock Source | Base Units | Amount Added |
|--------------|------------|--------------|
|--------------|------------|--------------|



Analytical RunID SV5973N.I_211230A Standards Traceability Report

Spike ID: sv83411

Spike Name: BN surr

Prep Date: 4/7/2021

Exp Date: 11/20/2026

Department: GCMSSEMI

Vendor: Restek

Lot Number: A6167670

Balance ID:

Comments: 5000 ug/mL

Type: Primary

Prep By: Sean McGrew

Status: New

Final Volume: mL

| Chemical/Solvent Used | Bottle No | Amt | Units | Expires |
|------------------------------|-----------------------|--------------|-------|------------|
| B/N Surrogate Mix (4/89 SOW) | 13666 | | mL | 11/20/2026 |
| Stock Source | Base Units | Amount Added | | |



Analytical RunID SV5973N.I_211230A Standards Traceability Report

Spike ID: sv83419

Spike Name: Benzidines CAL 2000ug/mL

Prep Date: 5/18/2021

Exp Date: 4/30/2023

Department: GCMSSEMI

Vendor: Agilent

Lot Number: 0006592783

Balance ID:

Comments: 2000 ug/mL

Type: Primary

Prep By: John P. Heine

Status: New

Final Volume: 1 mL

| Chemical/Solvent Used | Bottle No | Amt | Units | Expires |
|-----------------------|-----------------------|--------------|-------|-----------|
| Benzidines Standard | 13854 | 1 | mL | 4/30/2023 |
| Stock Source | Base Units | Amount Added | | |



Analytical RunID SV5973N.I_211230A Standards Traceability Report

Standard ID: sv83506

Standard Name: BNA Internals 4000 ug/mL

Prep Date: 6/18/2021

Exp Date: 6/30/2023

Department: GCMSSEMI

Vendor: Chemservice

Lot Number: 8443500

Balance ID:

Comments:

Type: Secondary

Prep By: John P. Heine

Status: New

Final Volume: 8 mL

| Chemical/Solvent Used | Bottle No | Amt | Units | Expires |
|-------------------------------|-----------------------|--------------|-------|-----------|
| Mixture #8-Internal Standards | 13968 | 8 | mL | 6/30/2023 |
| Stock Source | Base Units | Amount Added | | |



Analytical RunID SV5973N.I_211230A Standards Traceability Report

Spike ID: sv83514

Spike Name: Additional

Prep Date: 9/22/2021

Exp Date: 10/1/2022

Department: GCMSPR

Vendor: AccuStandard

Lot Number: 22002155-02

Balance ID:

Comments: 12x1mL ampules

Type: Primary

Prep By: Ryan F. Bengel

Status: Open

Final Volume: 1 mL

| Chemical/Solvent Used | Bottle No | Amt | Units | Expires |
|-------------------------------|-----------------------|-----|-------|-----------|
| Custom Semi-Volatile Standard | 14279 | 1 | mL | 10/1/2022 |

| Stock Source | Base Units | Amount Added |
|--------------|------------|--------------|
|--------------|------------|--------------|



Analytical RunID SV5973N.I_211230A Standards Traceability Report

Spike ID: sv90820

Spike Name: BNA 2nd source short (new)

Prep Date: 3/24/2020

Exp Date: 3/16/2023

Department: GCMSSEMI

Vendor:

Lot Number:

Balance ID:

Comments: 200 ug/mL

Type: Secondary

Prep By: Sean McGrew

Status: New

Final Volume: 1.5 mL

| Chemical/Solvent Used | Bottle No | Amt | Units | Expires |
|-----------------------|-----------------------|------|-------|-----------|
| Dichloromethane DX975 | 12485 | 1.35 | mL | 3/16/2023 |

| Stock Source | Base Units | Amount Added |
|--------------|------------|--------------|
| sv83202 | ug/mL | 0.15 mL |

RESTEK CERTIFIED REFERENCE MATERIAL

110 Benner Circle
 Bellefonte, PA 16823-8812
 Tel: (800)356-1688
 Fax: (814)353-1309

www.restek.com

Certificate of Analysis



FOR LABORATORY USE ONLY-READ SDS PRIOR TO USE.
 This Reference Material is intended for Laboratory Use Only as a standard for the qualitative and/or quantitative determination of the analyte(s) listed.

Catalog No. : 31063 Lot No.: A0137474
 Description : Acid Surrogate Standard Mix (4/89)
 Acid Surrogate Standard Mix (4/89) 10,000 µg/mL, Methanol, 1mL/ampul
 Container Size : 2 mL Pkg Amt: > 1 mL
 Expiration Date : April 30, 2023 Storage: 10°C or colder

CERTIFIED VALUES

| Elution Order | Compound | Grav. Conc. (weight/volume) | Expanded Uncertainty (35 % C.L.; K=2) | | | |
|---------------|----------------------|-----------------------------------|---------------------------------------|----------|-------|-------------|
| 1 | 2-Fluorophenol | 10,046.4 µg/mL (Lot STBD7945V) | +/- | 58.8239 | µg/mL | Gravimetric |
| | CAS # 367-12-4 | | +/- | 293.2702 | µg/mL | Unstressed |
| | Purity 99% | | +/- | 355.8400 | µg/mL | Stressed |
| 2 | Phenol-d6 | 10,023.6 µg/mL (Lot PR-27801) | +/- | 58.6904 | µg/mL | Gravimetric |
| | CAS # 13127-88-3 | | +/- | 292.6047 | µg/mL | Unstressed |
| | Purity 99% | | +/- | 355.0324 | µg/mL | Stressed |
| 3 | 2,4,6-Tribromophenol | 10,057.2 µg/mL (Lot 29699MJV) | +/- | 58.8871 | µg/mL | Gravimetric |
| | CAS # 118-79-6 | | +/- | 293.5855 | µg/mL | Unstressed |
| | Purity 99% | | +/- | 356.2225 | µg/mL | Stressed |

Solvent: Methanol
 CAS # 67-56-1
 Purity 99%

ID #: 10707
 Opened:
 Acid Surrogate Standard Mix (4/89)
 Expires: 4/30/2023
 Rec'd: 8/24/2018
 Energy Laboratories Inc 1120 So 27th Street
 Billings MT 59107

Certificate of Analysis

EPA 8270 ACIDS SURROGATE SPIKE MIX
HC, 1X1ML, 10MG/ML, METHANOL

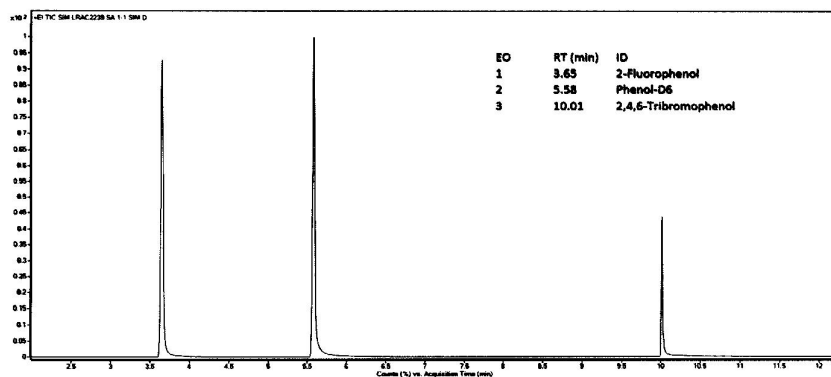
*Certified
Reference
Material*

Description

Product ID 47260-U
Lot LRAC2239
Expiration Date March 2022
Manufacturing Date March 2019
Storage Conditions Room Temperature
Solvent/Matrix METHANOL

Certified Values

| Analyte | Units | Certified Value ^{1,4} | Raw Material Purity, % | Analytical Value | Elution order | Raw Material Lot | CAS |
|----------------------|-------|--------------------------------|------------------------|------------------|---------------|------------------|------------|
| 2-FLUOROPHENOL | µg/mL | 9930 ± 288 | 99.9 | 10037 | 1 | LB92543 | 367-12-4 |
| PHENOL-D6 | µg/mL | 9930 ± 290 | 99.4 | 9900 | 2 | LB91168 | 13127-88-3 |
| 2,4,6-TRIBROMOPHENOL | µg/mL | 9930 ± 318 | 99.7 | 9900 | 3 | LB81262 | 118-79-6 |



Additional Information:

Analytical Method Parameters:

Column: SLB-5MS, 30 m x 0.25 mm x 0.25 µm df, Flow: 1.0 ml/min
Inlet: 200 °C, Injection Mode: Split, 60:1
80 °C (5 min) to 250 °C (3 min) at 40 °C/min
Detector: MSD, SIM, Transfer line: 250 °C
Injection Volume: 0.5 µL

ID #: 11383

Opened:

EPA 8270 Acids Surrogate Spike Mix HC

Expires: 3/31/2022

Rec'd: 4/10/2019

Energay Laboratories Inc 1120 So. 27th Street
Billings MT 59107



SIGMA-ALDRICH
2601 Soldier Springs Rd. Laramie, Wyoming 82070 USA
307.745.5432
rntechgroup@sigmaaldrich.com www.sigma-aldrich.com

125 Market Street
New Haven, CT 06513
USA



AccuStandard®

Tel (203)786-5290
Fax (203)786-5287
www.AccuStandard.com

CERTIFICATE OF ANALYSIS

Catalog No: S-6237A-R1
Description: Custom BNA Mix
Lot: 219041483
Solvent: Dichloromethane
Hazards: Refer to SDS for complete safety information

Date Certified: Apr 24, 2019
Expiration: May 24, 2021
Sample Size: 1 mL
Components: 6
Storage Condition: Ambient (>5 °C)



Signal Word: Warning

Certified Reference Material



| Component | CAS # | Purity % (GC/MS) | Prepared Concentration ² (µg/mL) | Certified Analyte Concentration ¹ (µg/mL) |
|-------------------------|-----------|---------------------|---|--|
| 4-Chloro-2-methylphenol | 1570-64-5 | 97.0 | 2068* | 2006 |
| 4-Chlorophenol | 106-48-9 | 98.6 | 2000 | 1972 |
| 1-Methylnaphthalene | 90-12-0 | 98.4 | 2000 | 1968 |
| Pyridine | 110-86-1 | 98.7 | 2008 | 1982 |
| o-Terphenyl | 84-15-1 | 99.9 | 2000 | 1998 |
| Triallate | 2303-17-5 | 99.6 | 2004 | 2002 |

ID #: 11451

Opened:

Custom BNA Mix

Expires: 5/24/2021

Rec'd: 5/2/2019

Enerov Laboratories, Inc. 1120 So. 27th Street
Billings MT 59107

* Weight compensated to 100% purity.

A product with a suffix (-1A, -2B, etc. or -01, -02, etc.) on its lot number has had its expiration date extended and is identical to the same lot number without the suffix.

² All weights are traceable through NIST, Test No. 684/289871-17

¹ Certified Analyte Concentration = Purity x Prepared Concentration.

The Uncertainty associated with the certified concentration reported on this certificate is ±2.4%. This value is the combined expanded uncertainty and represents an estimated standard deviation equal to the positive square root of the total variation of the uncertainty of components. A normal distribution is assumed and a coverage factor of K=2 is chosen using approximately a 95% confidence level.

Labels and certificates follow U.S. Conventions in reporting numerical values: A comma (,) is used to separate units of one-thousand or greater. A period (.) is used as a decimal place marker.

The information on this certificate may not be reproduced without the express permission of the manufacturer. See reverse side for additional information

Certified By:

Larry Decker, Organic QC Manager

Page 1 of 1

For use in routine laboratory analysis.

AccuStandard is accredited to ISO 17034, ISO/IEC 17025 and certified to ISO 9001:2015

QR-ORG/NO-001
Rev. 5/18

2

Honeywell

CERTIFICATE OF ANALYSIS

Honeywell Burdick & Jackson®
1953 South Harvey Street
Muskegon, MI 49442
Phone: (800) 368-0050
Fax: (231) 728-8226
www.lab-honeywell.com

Brand: Research Chemicals - B&J
Product: CS299AA-200
Lot No.: DX975
Production Date: 16-Dec-2019
Best Before: 15-Dec-2021

Dichloromethane, Custom, Contains Amylene Preservative, >99.9%
for pesticide residue analysis

| Parameter | Specification | | Result | Units |
|---------------------------------|---------------|--------|--------|-------|
| | Min. | Max. | | |
| Water by Karl Fischer Titration | | 0.010 | 0.0014 | % |
| UV Cutoff | | 233 | 230 | nm |
| Refractive Index (20°C) | 1.4236 | 1.4246 | 1.4243 | |
| Residue | | 1 | <0.5 | mg/L |
| GC Analysis | 99.9 | | >99.99 | % |
| Acidity (as HCl) | | 1 | <1 | mg/L |
| Chloride | | 10 | <10 | mg/L |
| Electron Capture GC | | 10 | <10 | ng/L |
| Flame Ionization GC | | 5 | <5 | ppb |
| UV Absorbance @ 240 nm | | 0.100 | 0.0898 | AU |
| UV Absorbance @ 250 nm | | 0.010 | 0.0097 | AU |
| UV Absorbance @ 300 nm | | 0.005 | 0.0004 | AU |
| UV Absorbance @ 400 nm | | 0.005 | 0.0020 | AU |

ID #: 12485
Opened: _____
Dichloromethane DX975
Expires: 12/15/2021
Rec'd: 3/10/2020
Enviro-Laboratories Inc 1120 So. 27th Street
Billings MT 59107

Honeywell
Quality Control Approval

Muskegon 12/16/2019 LIMS Sample No.: AK03676

RESTEK® CERTIFIED REFERENCE MATERIAL

110 Benner Circle
 Bellefonte, PA 16823-8812
 Tel: (800)356-1688
 Fax: (814)353-1309

www.restek.com

Certificate of Analysis



FOR LABORATORY USE ONLY-READ SDS PRIOR TO USE.

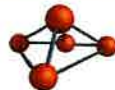
This Reference Material is intended for Laboratory Use Only as a standard for the qualitative and/or quantitative determination of the analyte(s) listed.

Catalog No. : 31029 Lot No.: A0157111
 Description : 604 Phenols Calibration Mix
 604 Calibration Std Phenols 2000µg/mL, Methanol, 1mL/ampul
 Container Size : 2 mL Pkg Amt: > 1 mL
 Expiration Date : January 31, 2028 Storage: 10°C or colder

ID #: 12512
 Opened: _____
 604 Phenols Calibration Mix
 Expires: 1/31/2028
 Rec'd: 3/17/2020
 Energy Laboratories Inc 1120 So. 27th Street
 Billings MT 59107

CERTIFIED VALUES

| Elution Order | Compound | Grav. Conc. (weight/volume) | Expanded Uncertainty (95% C.L., K=2) | | |
|---------------|---|-----------------------------|--------------------------------------|---------------|-------------|
| 1 | Phenol CAS # 108-95-2 Purity 99% (Lot SHBF9719V) | 2,004.0 µg/mL | +/- | 11.9032 µg/mL | Gravimetric |
| | | | +/- | 58.5341 µg/mL | Unstressed |
| | | | +/- | 71.0092 µg/mL | Stressed |
| 2 | 2-Chlorophenol CAS # 95-57-8 Purity 99% (Lot STBH7290) | 2,000.0 µg/mL | +/- | 11.8794 µg/mL | Gravimetric |
| | | | +/- | 58.4173 µg/mL | Unstressed |
| | | | +/- | 70.8674 µg/mL | Stressed |
| 3 | 2-Nitrophenol CAS # 88-75-5 Purity 99% (Lot BCBH7602V) | 2,000.0 µg/mL | +/- | 11.8794 µg/mL | Gravimetric |
| | | | +/- | 58.4173 µg/mL | Unstressed |
| | | | +/- | 70.8674 µg/mL | Stressed |
| 4 | 2,4-Dimethylphenol CAS # 105-67-9 Purity 99% (Lot 10165155) | 2,000.0 µg/mL | +/- | 11.8794 µg/mL | Gravimetric |
| | | | +/- | 58.4173 µg/mL | Unstressed |
| | | | +/- | 70.8674 µg/mL | Stressed |
| 5 | 2,4-Dichlorophenol CAS # 120-83-2 Purity 99% (Lot BCBJ8113V) | 2,004.0 µg/mL | +/- | 11.9032 µg/mL | Gravimetric |
| | | | +/- | 58.5341 µg/mL | Unstressed |
| | | | +/- | 71.0092 µg/mL | Stressed |
| 6 | 4-Chloro-3-methylphenol CAS # 59-50-7 Purity 99% (Lot STBC7309V) | 2,004.0 µg/mL | +/- | 11.9032 µg/mL | Gravimetric |
| | | | +/- | 58.5341 µg/mL | Unstressed |
| | | | +/- | 71.0092 µg/mL | Stressed |
| 7 | 2,4,6-Trichlorophenol CAS # 88-06-2 Purity 99% (Lot STBH7520) | 2,002.0 µg/mL | +/- | 11.8913 µg/mL | Gravimetric |
| | | | +/- | 58.4757 µg/mL | Unstressed |
| | | | +/- | 70.9383 µg/mL | Stressed |



CERTIFIED WEIGHT REPORT

Part Number: 64480
Lot Number: 031620
Description: BNA 2nd Source Standard Rev 1
5 components
Expiration Date: 031623
Recommended Storage: Refrigerate (4 °C)
Nominal Concentration (µg/mL): 2000
NIST Test ID#: 6UTB

Solvent: Methylene chloride
Lot# 104929

| | | |
|------------------------|-----------------|--------|
| <i>Gabriel Helland</i> | | 031620 |
| Formulated By: | Gabriel Helland | DATE |
| <i>Pedro L. Rentas</i> | | 031620 |
| Reviewed By: | Pedro L. Rentas | DATE |

Weight(s) shown below were combined and diluted to (mL): 20.0 0.003 Balance Uncertainty
0.003 Flask Uncertainty

| Compound | RM# | Lot Number | Nominal Conc (µg/mL) | Purity (%) | Uncertainty Purity | Target Weight(g) | Actual Weight(g) | Actual Conc (µg/mL) | Expanded Uncertainty (+/-) (µg/mL) | SDS Information (Solvent Safety Info. On Attached pg.) | | |
|---------------------------|-----|------------|----------------------|------------|--------------------|------------------|------------------|---------------------|------------------------------------|--|----------------------|------------------|
| | | | | | | | | | | CAS# | OSHA PEL (TWA) | LD50 |
| 1. Aniline | 11 | 03929TV | 2000 | 99 | 0.2 | 0.04043 | 0.04075 | 2015.9 | 9.6 | 62-53-3 | 5 ppm (8H) | ori-rat 250mg/kg |
| 2. Benzidine | 27 | SLBH5327V | 2000 | 98 | 0.2 | 0.04084 | 0.04088 | 2001.9 | 9.5 | 92-87-5 | N/A | ori-rat 309mg/kg |
| 3. 4-Chloroaniline | 67 | 052597 | 2000 | 98 | 0.2 | 0.04084 | 0.04094 | 2004.9 | 9.6 | 106-47-8 | N/A | ori-rat 310mg/kg |
| 4. 3,3'-Dichlorobenzidine | 130 | 040919 | 2000 | 98 | 0.2 | 0.04084 | 0.04087 | 2001.5 | 9.5 | 91-94-1 | Cancer Suspect Agent | ori-rat 3.82g/kg |
| 5. Pyridine | 260 | SHBG3194V | 2000 | 99.8 | 0.2 | 0.04010 | 0.04030 | 2009.8 | 9.5 | 110-86-1 | 5 ppm (15mg/m3/8H) | ori-rat 891mg/kg |

ID #: 12532

Opened: _____

BNA 2nd Source Standard Rev 1

Expires: 3/16/2023

Rec'd: 3/23/2020

Energy Laboratories Inc 1120 So 27th Street
Billings MT 59107

- The certified value is the concentration calculated from gravimetric and volumetric measurements unless otherwise stated.
- Standards are prepared gravimetrically using balances that are calibrated with weights traceable to NIST (see above).
- Standards are certified (+/-) 0.5% of the stated value, unless otherwise stated.
- All Standards, after opening ampule, should be stored with caps tight and under appropriate laboratory conditions.
- Uncertainty Reference: Taylor, B.N. and Kuyat, C.E., "Guidelines for Evaluating and Expressing the Uncertainty of NIST Measurement Result," NIST Technical Note 1297, U.S. Government Printing Office, Washington, DC, (1994).

CERTIFICATE OF ANALYSIS

Catalog No: Z-014F
Description: Benzidine & 3,3'-Dichlorobenzidine
Lot: 220041353
Solvent: Methanol
Hazards: Refer to SDS for complete safety information

Date Certified: May 1, 2020
Expiration: May 1, 2024
Sample Size: 1 mL
Components: 2
Storage Condition: Ambient (>5 °C)



Signal Word: Danger

Certified Reference Material



| Component | CAS # | Purity % (GC/MS) | Prepared Concentration ² (µg/mL) | Certified Analyte Concentration ¹ (µg/mL) |
|---------------------------|---------|---------------------|---|--|
| Benzidine ** | 92-87-5 | 99.9 | 2004 | 2002 |
| 3,3'-Dichlorobenzidine ** | 91-94-1 | 100.0 | 2001 | 2001 |

ID #: 12839

Opened: _____
Benzidine & 3,3'-Dichlorobenzidine
Expires: 5/1/2024
Rec'd: 7/7/2020
Energy Laboratories Inc 1120 So. 27th Street
Billings MT 59107

**Benzidine and 3,3'-Dichlorobenzidine are subject to oxidative degradation

**Benzidine and 3,3'-Dichlorobenzidine are subject to oxidative degradation

A product with a suffix (-1A, -2B, etc. or -01, -02, etc.) on its lot number has had its expiration date extended and is identical to the same lot number without the suffix.

² All weights are traceable through NIST, Test No. 684/289871-17


¹ Certified Analyte Concentration = Purity x Prepared Concentration.

The Uncertainty associated with the certified concentration reported on this certificate is $\pm 2.4\%$. This value is the combined expanded uncertainty and represents an estimated standard deviation equal to the positive square root of the total variation of the uncertainty of components. A normal distribution is assumed and a coverage factor of K=2 is chosen using approximately a 95% confidence level.

Labels and certificates follow U.S. Conventions in reporting numerical values: A comma (,) is used to separate units of one-thousand or greater. A period (.) is used as a decimal place marker.

The information on this certificate may not be reproduced without the express permission of the manufacturer. See reverse side for additional information

Certified By: _____


Larry Decker, Organic QC Manager



CERTIFICATE OF ANALYSIS

Catalog No: Z-014F
Description: Benzidine & 3,3'-Dichlorobenzidine
Lot: 220041353
Solvent: Methanol

Date Certified: May 1, 2020
Expiration: May 1, 2024
Sample Size: 1 mL
Components: 2

I-TEST

AccuStandard, Inc.
 Statistical Report for CLP (SOW 1997)
 1-May-2020

QR-CO-003 rev. 3/16

| Z-014F 220041353 | | Z-014F 220031213 | | NOTES: | | | | | | | | | | | | | | | | | |
|------------------------------------|--------|---------------------|--------|--------|------|---------|-------|--------|--------|--------|--------|------|---------|-------|--------------|------|----------------------------------|--------------|---------------------------------------|------|-----|
| Peak | Run #1 | Run #2 | Run #3 | Run #4 | Mean | Std Dev | % RSD | Run #1 | Run #2 | Run #3 | Run #4 | Mean | Std Dev | % RSD | L029 test | CI | Q | # of Runs | 10 % error check of conc. means | | |
| 1 Benzidine (92-87-5) | 90 | 83 | 79 | 78 | 83 | 5.45 | 6.60% | 84 | 84 | 80 | 76 | 81 | 3.83 | 4.73% | 0.45 | 23.7 | Benzidine (92-87-5) | 21.3 | 4 | 2000 | 2 % |
| 2 3,3'-Dichlorobenzidine (91-94-1) | 104 | 96 | 93 | 91 | 96 | 5.72 | 5.95% | 98 | 99 | 94 | 89 | 95 | 4.27 | 4.51% | 0.35 | 20.9 | 3,3'-Dichlorobenzidine (91-94-1) | 15.8 | 4 | 2000 | 1 % |

AccuStandard


CERTIFICATE OF ANALYSIS

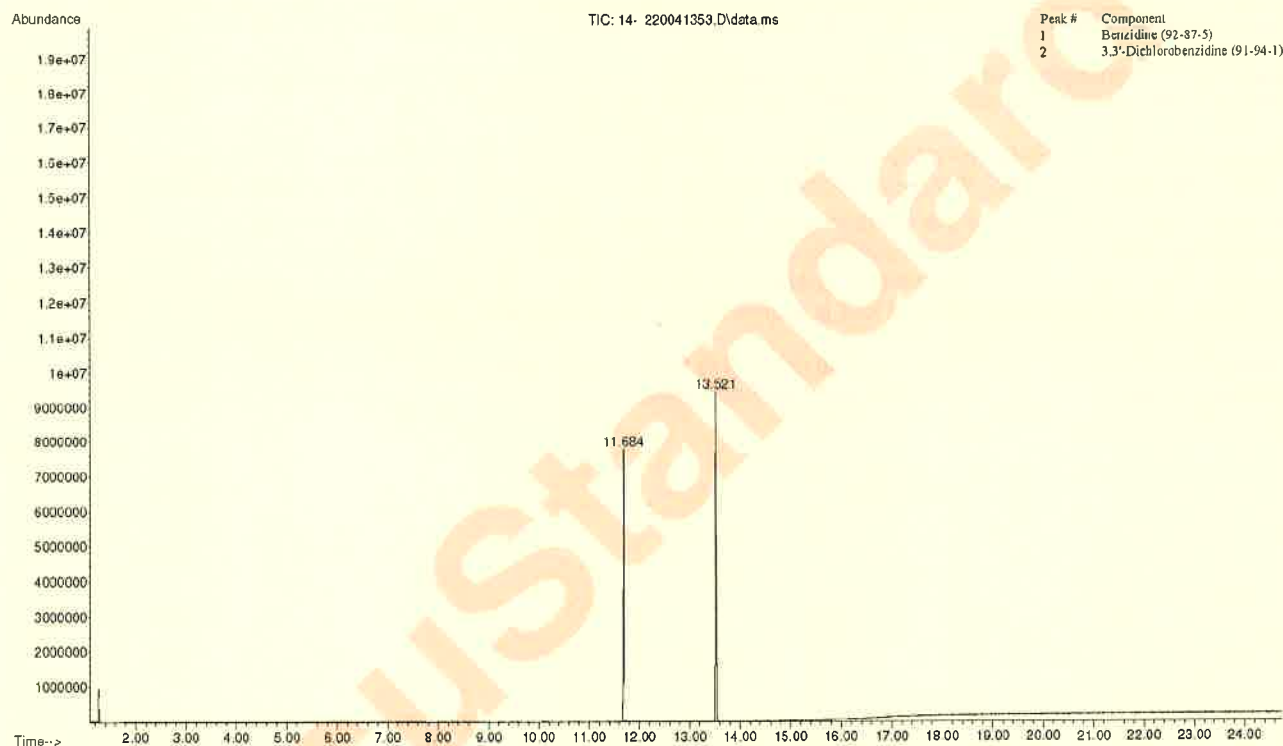
Catalog No: Z-014F
Description: Benzidine & 3,3'-Dichlorobenzidine
Lot: 220041353
Solvent: Methanol

Date Certified: May 1, 2020
Expiration: May 1, 2024
Sample Size: 1 mL
Components: 2

Chromatogram

File :D:\MassHunter\GCMS\1\DATA\043020\14- 220041353.D
Operator : Organic QC Lab
Acquired : 30 Apr 2020 17:16 using AcqMethod CHICK_2019_S100.M
Instrument : GCMS 6
Sample Name: Z-014F (220041353)
Misc Info : Z-014F @2000ug/mL in Methanol
Vial Number: 138

 **AccuStandard®**
Leader in Analytical Reference Standards
Column: DB-5MS, 30m, 0.25 ID, 0.25 um
Oven Program: 80c 17c/min to 340c, 8min
GC Parameters: Cons. Split, 12psi constant flow
Split 100:1, 1uL inj.; GC/MS; INJ 270c



CERTIFICATE OF ANALYSIS

Catalog No: Z-014F
Description: Benzidine & 3,3'-Dichlorobenzidine
Lot: 220041353
Solvent: Methanol

Date Certified: May 1, 2020
Expiration: May 1, 2024
Sample Size: 1 mL
Components: 2

RAW DATA

Data Path : D:\MassHunter\GCMS\1\DATA\043020\
Data File : 14- 220041353.D
Acq On : 30 Apr 20 05:16 pm
Operator : Organic QC Lab
Sample : Z-014F (220041353)
Misc : Z-014F @2000ug/mL in Methanol
ALS Vial : 138 Sample Multiplier: 1

Integration Parameters: events.e
Integrator: ChemStation

Method : D:\MassHunter\GCMS\1\methods\CHICK_2019.M
Title :

Signal : TIC: 14- 220041353.D\data.ms

| peak # | R.T. min | first scan | max scan | last scan | PK TY | peak height | corr. area | corr. % max. | % of total |
|--------|----------|------------|----------|-----------|-------|-------------|------------|--------------|------------|
| 1 | 11.684 | 2371 | 2386 | 2399 | PV | 7555441 | 90932217 | 86.94% | 46.506% |
| 2 | 13.521 | 2790 | 2799 | 2825 | BB | 9071921 | 104594086 | 100.00% | 53.494% |

Certificate of Analysis

Certified
Reference
Material

TCL PAH

MIX,1X1ML,2000UG/ML,BENZENE:DICHLOROMETHANE

Description

Product ID CRM48905
Lot LRAC3877
Expiration Date September 2022
Manufacturing Date September 2019
Storage Conditions Refrigerate
Solvent/Matrix methylene chloride: benzene (1:1)

Certified Values

| Analyte | Certified Value ^{1,4} | Units | Raw Material Purity,% | Analytical Value ⁶ | Elution order | Raw Material Lot | CAS |
|--------------------------|--------------------------------|-------|-----------------------|-------------------------------|---------------|------------------|---------|
| NAPHTHALENE | 2000 ± 32 | µg/mL | 100.0 | 2022 | 01 | 01112017-5 | 91-20- |
| ACENAPHTHYLENE | 2000 ± 66 | µg/mL | 99.8 | 2005 | 02 | LC21494 | 208-96- |
| ACENAPHTHENE | 2000 ± 63 | µg/mL | 99.9 | 2031 | 03 | MKCC8329 | 83-32-' |
| FLUORENE | 2000 ± 90 | µg/mL | 99.4 | 2009 | 04 | LC19126 | 86-73-' |
| PHENANTHRENE | 2000 ± 56 | µg/mL | 99.6 | 2043 | 05 | MKCD3760 | 85-01-i |
| ANTHRACENE | 2000 ± 39 | µg/mL | 99.9 | 2005 | 06 | LC14310 | 120-12- |
| FLUORANTHENE | 2000 ± 69 | µg/mL | 98.5 | 2031 | 07 | LB99099 | 206-44- |
| PYRENE | 2000 ± 68 | µg/mL | 91.6 | 2078 | 08 | LB70761 | 129-00- |
| BENZO (A) ANTHRACENE | 2000 ± 63 | µg/mL | 99.9 | 2002 | 09 | LC19271 | 56-55- |
| CHRYSENE | 2000 ± 59 | µg/mL | 99.0 | 2026 | 10 | 21L74 | 218-01- |
| BENZO (B) FLUORANTHENE | 2000 ± 62 | µg/mL | 99.5 | 1998 | 11 | LB95773 | 205-99- |
| BENZO (K) FLUORANTHENE | 2000 ± 62 | µg/mL | 99.9 | 2043 | 12 | 0000029501 | 207-08- |
| BENZO(A)PYRENE | 2002 ± 64 | µg/mL | 99.6 | 2037 | 13 | LB73826 | 50-32-i |
| DIBENZ (A,H) ANTHRACENE | 2000 ± 64 | µg/mL | 99.0 | 2050 | 14 | 0012014 | 53-70- |
| BENZO (G,I,I) PERYLENE | 2000 ± 67 | µg/mL | 98.5 | 2059 | 15 | LC19498 | 191-24- |
| INDENO (1,2,3-CD) PYRENE | 2000 ± 64 | µg/mL | 99.5 | 1995 | 16 | ER082107-02 | 193-39- |

ID #: 12846

Opened: _____

TCL PAH

Expires: 9/30/2022

Rec'd: 7/13/2020

Eneray Laboratories Inc 1120 So. 27th Street
Billings MT 59107

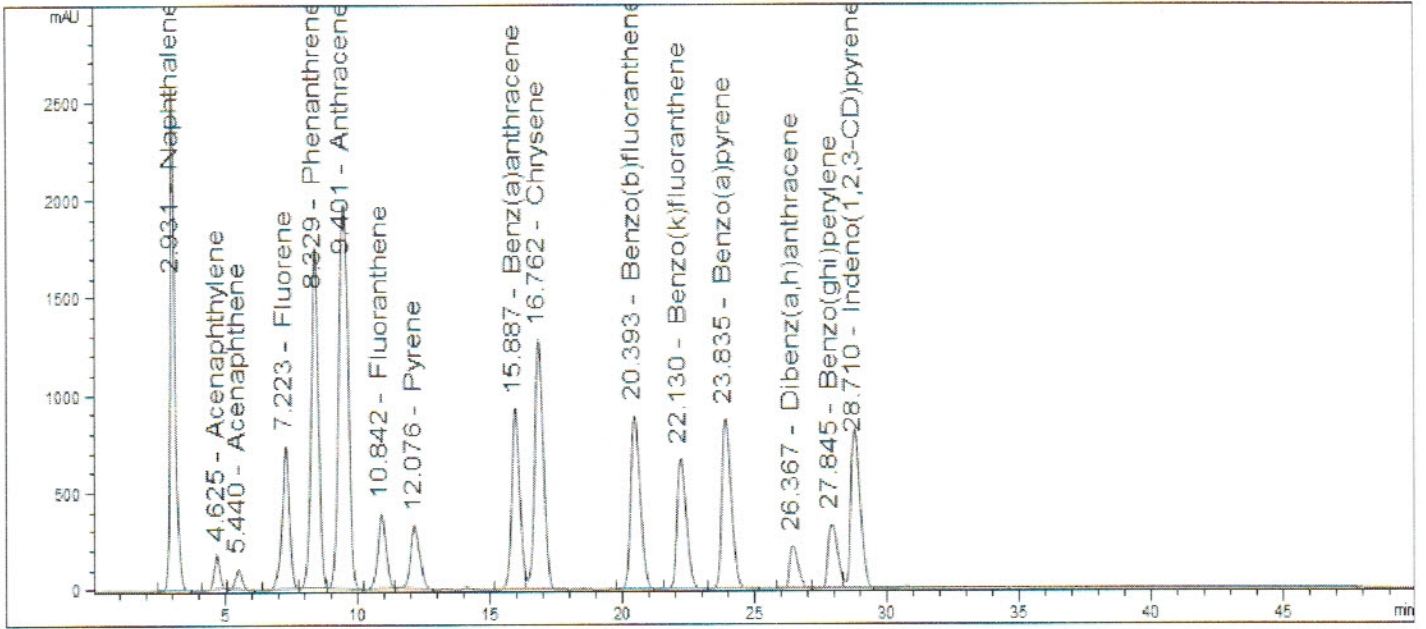


SIGMA-ALDRICH
2931 Soldier Springs Rd. Laramie, Wyoming 82070 USA
307-742-5452
rtctechgroup@sial.com www.sigma-aldrich.com

Description

Lot LRAC3877
 Expiration Date September 2022
 Manufacturing Date September 2019
 Storage Conditions Refrigerate
 Solvent/Matrix methylene chloride: benzene (1:1)

Informational Values



Additional Information:

Analytical Method Parameters:
 Column: Supelco LC-PAH, 250 mm x 4.6mm, 5µm particle size
 Mobile Phase A: Water
 Mobile Phase B: Acetonitrile
 Detector: UV/DAD/VWD, Wavelength: 254 nm
 Flow Rate: 1.7 mL/min
 Column Temperature: 30 °C
 Injection Volume: 2 µL

Gradient

| TIME (min) | A% | B% |
|------------|----|-----|
| 0 | 40 | 60 |
| 5 | 40 | 60 |
| 30 | 0 | 100 |
| 45 | 0 | 100 |
| 50 | 40 | 60 |

Certificate of Analysis

Certified
Reference
Material

TCL PAH

MIX,1X1ML,2000UG/ML,BENZENE:DICHLOROMETHANE

Description

Product ID CRM48905
Lot LRAC3877
Expiration Date September 2022
Manufacturing Date September 2019
Storage Conditions Refrigerate
Solvent/Matrix methylene chloride: benzene (1:1)

1 Metrological traceability: Traceable to the SI and higher order standards from NIST through an unbroken chain of comparisons. The balance used to weigh raw materials is accurate to +/-0.0001 g and calibrated regularly using mass standards traceable to NIST. All dilutions were performed gravimetrically. Additionally, individual analytes are traceable to NIST SRMs where available and specified above.
4 Ucrm - Uncertainty values in this document are expressed as Expanded Uncertainty (Ucrm) corresponding to the 95% confidence interval. Ucrm is derived from the combined standard uncertainty multiplied by the coverage factor k, which is obtained from a t-distribution and degrees of freedom. The components of combined standard uncertainty include the uncertainties due to characterization, homogeneity, long term stability, and short term stability (transport). The components due to stability are generally considered to be negligible unless otherwise indicated by stability studies. The mathematical representation of the Ucrm calculation is as follows:

$$u_{CRM} = \sqrt{u_{char}^2 + u_{homogeneity}^2 + u_{stability}^2}$$

k: Coverage factor derived from a t-distribution table, based on the degrees of freedom of the data set. Assume 2.0 for a **Confidence interval = 95%**

6 Analytical Value- For QC verification of the certified value only- not to be used in calculations. Represents the analytical data obtained by comparison to a standard as analyzed by the method described in the CoA or another acceptable method. The result may differ from the certified value and UCRM based on method uncertainty as well as the uncertainty associated with the standard used for comparison.

Traceability: The standard was manufactured under an ISO/IEC 17025:2017 certified quality system. The balance used to weigh raw materials is accurate to +/- 0.0001g and calibrated regularly using mass standards traceable to NIST. All dilutions were performed gravimetrically. Additionally, individual analytes are traceable to NIST SRMs where available and specified above.

Homogeneity: Homogeneity was assessed in accordance with ISO 17034:2016. Completed units were sampled using a random stratified sampling protocol. The results of chemical analysis were then compared using a one-way analysis of variance approach as described by TNI EL-V3-2009 Appendix A.2. See Instructions for minimum sub-sample size.

Expiration is at end of month given on certificate and label.

THIS PRODUCT WAS DESIGNED, PRODUCED AND VERIFIED FOR ACCURACY AND STABILITY IN ACCORDANCE WITH **ISO/IEC 17025:2017 (ANAB Cert AT-1467)** and **ISO 17034:2016 (ANAB Cert AR-1470)**.

MSDS reports for components comprising greater than 1.0% of the solution or 0.1% for components known to be carcinogens are available upon request.



Andy Ommen - QC Manager



Mark Pooler - QA Supervisor

Certification Date October 17, 2019
Version 0-10172019



SIGMA-ALDRICH

2931 Soldier Springs Rd. Laramie, Wyoming 82070 USA
307-742-5452
rtctechgroup@sial.com www.sigma-aldrich.com



CERTIFIED REFERENCE MATERIAL

110 Benner Circle
Bellefonte, PA 16823-8812
Tel: (800)356-1688
Fax: (814)353-1309

www.restek.com

Certificate of Analysis



FOR LABORATORY USE ONLY-READ SDS PRIOR TO USE.

This Reference Material is intended for Laboratory Use Only as a standard for the qualitative and/or quantitative determination of the analyte(s) listed.

Catalog No. : 31086 **Lot No.:** A0166081

Description : B/N Surrogate Mix (4/89 SOW)
Base Neutral Surrogate 5000µg/mL, Methylene Chloride, 5mL/ampul

Container Size : 5 mL **Pkg Amt:** > 5 mL

Expiration Date : October 31, 2026 **Storage:** 10°C or colder

Handling: Sonicate prior to use. **Ship:** Ambient

ID #: 13328
Opened: _____
B/N Surrogate Mix (4/89 SOW)
Expires: 10/31/2026
Rec'd: 12/14/2020
Enerav Laboratories Inc 1120 So. 27th Street
Billings MT 59107

CERTIFIED VALUES

| Elution Order | Compound | Grav. Conc. (weight/volume) | Expanded Uncertainty (95% C.L.; K=2) | | |
|---------------|--|-----------------------------|--------------------------------------|-------|-------------|
| 1 | Nitrobenzene-d5 CAS # 4165-60-0 (Lot PR-29940B) Purity 99% | 5,017.7 µg/mL | +/- 29.1731 | µg/mL | Gravimetric |
| | | | +/- 225.9987 | µg/mL | Unstressed |
| | | | +/- 250.7735 | µg/mL | Stressed |
| 2 | 2-Fluorobiphenyl CAS # 321-60-8 (Lot 00019169) Purity 99% | 5,049.7 µg/mL | +/- 29.3592 | µg/mL | Gravimetric |
| | | | +/- 227.4400 | µg/mL | Unstressed |
| | | | +/- 252.3728 | µg/mL | Stressed |
| 3 | p-Terphenyl-d14 CAS # 1718-51-0 (Lot PR-27278) Purity 99% | 5,029.9 µg/mL | +/- 29.2444 | µg/mL | Gravimetric |
| | | | +/- 226.5505 | µg/mL | Unstressed |
| | | | +/- 251.3857 | µg/mL | Stressed |

Solvent: Methylene chloride
CAS # 75-09-2
Purity 99%

Tech Tips:

Due to the limited solubility of p-terphenyl-d14 in methanol, we do not recommend that this mixture be diluted in methanol.

Column:

30m x 0.25mm x 0.25µm
Rtx-5 (cat.#10223)

Carrier Gas:

hydrogen-constant pressure 10 psi.

Temp. Program:

40°C (hold 2 min.) to 330°C
@ 10°C/min. (hold 10 min.)

Inj. Temp:

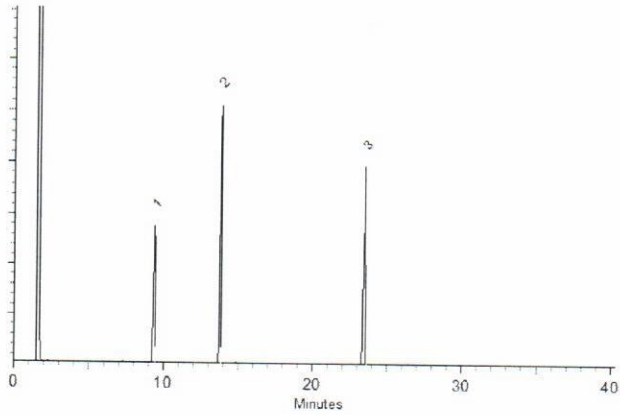
250°C

Det. Temp:

330°C

Det. Type:

FID



This chromatogram represents a general set of testing conditions chosen for product acceptance. For optimal results in your lab, conditions should be adjusted for your specific instrument, method, and application.

Dalton Stover - Operations Technician I

Date Mixed: 04-Nov-2020

Balance: 1128353505

Justine Albertson - Operations Tech-ARM QC

Date Passed: 06-Nov-2020

Manufactured under Restek's ISO 9001:2015
Registered Quality System
Certificate #FM 80397

General Certified Reference Material Notes

Expiration Notes:

- Expiration date valid for unopened ampul stored in compliance with the recommended conditions.
- Uncertainty, concentration, and expiration of the CRM are based on the unopened product being stored according to the recommended condition found in the storage field.

Purity Notes:

- Purity and/or chemical identity are determined by one or more of the following techniques: GC/FID, HPLC, GC/μECD, GC/MS, LC/MS, RI, and/or melting point.
- Compounds with a listed purity of less than 99% have been weight corrected to compensate for impurities and/or salts. A correction factor is used to calculate the amount of compound necessary to achieve the desired concentration of the parent compound in solution.
- Purity of isomeric compounds is reported as the sum of the isomers.
- Purity values are rounded to the nearest whole number.

Certified Uncertainty Value Notes:

- The uncertainties are determined in accordance with ISO 17034 and Guide 35. The certified combined stressed uncertainty value (includes gravimetric uncertainty, homogeneity between-ampul uncertainty, storage stability uncertainty and shipping stability uncertainty and were combined using the following formula:

$$U_{combined\ stressed} = k \sqrt{U_{gravimetric}^2 + U_{homogeneity}^2 + U_{storage\ stability}^2 + U_{shipping\ stability}^2}$$

k is a coverage factor of 2, which gives a level of confidence of approximately 95%.

- It is important to note that the shipping stability uncertainty was obtained under temperature extremes for specific time intervals; therefore, the certified combined stressed uncertainty value should only be applied to the product if it was stored at non-standard temperature conditions up to and including 7 days. Contact Restek Technical Service at www.restek.com/Contact-Us for use recommendations if your shipment was in-transit for more than 7 days at non-standard temperature conditions.
- Apply the certified combined unstressed uncertainty value if the product was received under standard shipping conditions. Apply the certified combined stressed uncertainty value if the product was received under non-standard conditions as specified below.

| Label Conditions | Standard Conditions | Non-Standard Conditions |
|---|---------------------|-------------------------|
| 25°C Nominal (Room Temperature) | < 60°C | ≥ 60°C up to 7 days |
| 10°C or colder (Refrigerate) | < 40°C | ≥ 40°C up to 7 days |
| 0°C or colder (Freezer) -20°C or colder (Deep Freezer) | < 25°C | ≥ 25°C up to 7 days |

- Separate (not combined) uncertainty values for gravimetric uncertainty are also displayed on the certificate, if needed, separate homogeneity between-ampul uncertainty, storage stability uncertainty and shipping stability uncertainty values are available by contacting Restek Technical Service at www.restek.com/Contact-Us.
- The packaged amount is the minimum sample size for which uncertainty is valid. The ampules are over-filled to ensure that the minimum packaged amount can be sufficiently transferred.

Manufacturing Notes:

- Concentration is based upon gravimetric preparation using either a balance whose calibration has been verified daily using NIST traceable weights, and/or dilutions with Class A glassware.

Handling Notes:

- Stability of the unopened product, when stored in compliance with the recommended conditions, is guaranteed through the expiration displayed on the product label and certificate. Contact Restek for additional opened product stability information, with the knowledge/understanding that open product stability is subject to the specific handling and environmental conditions to which the product is exposed. For your convenience Restek supplies deactivated vials with most standards packed in 2mL ampules. Larger volume deactivated vials are available through Restek as a custom ordered item. Additionally, Restek sells DMDCS for the purpose of glassware deactivation as catalog number 31861, which includes complete instructions.

CERTIFICATE OF ANALYSIS

Catalog No: S-14500-R2
Description: Custom Semi-Volatile Standard
Lot: 220021255-01
Solvent: Dichloromethane
Hazards: Refer to SDS for complete safety information

Date Certified: Dec 15, 2020
Expiration: Jan 15, 2022
Sample Size: 1 mL
Components: 10
Storage Condition: Freeze (<-10 °C)/Sonicate



Certified Reference Material



| Component | CAS # | Purity % (GC/MS) | Prepared Concentration ² (µg/mL) | Certified Analyte Concentration ¹ (µg/mL) |
|-------------------------|-----------|---------------------|---|--|
| Pyridine | 110-86-1 | 98.7 | 2026 | 2000 |
| 4-Chlorophenol | 106-48-9 | 100.0 | 2019 | 2019 |
| 1-Methylnaphthalene | 90-12-0 | 98.5 | 2003 | 1973 |
| N-Nitrosodiphenylamine | 86-30-6 | 100.0 | 2022 | 2022 |
| 4-Chloro-2-methylphenol | 1570-64-5 | 97.0 | 2069* | 2007 |
| Benzoic acid | 65-85-0 | 99.5 | 2010 | 2000 |
| Aniline | 62-53-3 | 98.0 | 2002 | 1962 |
| Benzyl alcohol | 100-51-6 | 99.9 | 2011 | 2009 |
| Triallate | 2303-17-5 | 99.9 | 2013 | 2011 |
| o-Terphenyl | 84-15-1 | 99.9 | 2019 | 2017 |

ID #: 13342

Opened:

Custom Semi-Volatile Standard

Expires: 1/15/2022

Rec'd: 12/17/2020

Energry Laboratories Inc 1120 So. 27th Street
Billings MT 59107

* Weight compensated to 100% purity.

A product with a suffix (-1A, -2B, etc. or -01, -02, etc.) on its lot number has had its expiration date extended and is identical to the same lot number without the suffix.

² All weights are traceable through NIST, Test No. 684/289871-17

¹ Certified Analyte Concentration = Purity x Prepared Concentration.

The Uncertainty associated with the certified concentration reported on this certificate is $\pm 2.4\%$. This value is the combined expanded uncertainty and represents an estimated standard deviation equal to the positive square root of the total variation of the uncertainty of components. A normal distribution is assumed and a coverage factor of K=2 is chosen using approximately a 95% confidence level.

Labels and certificates follow U.S. Conventions in reporting numerical values: A comma (,) is used to separate units of one-thousand or greater. A period (.) is used as a decimal place marker.

The information on this certificate may not be reproduced without the express permission of the manufacturer. See reverse side for additional information

Hazard Information: Please refer to the SDS for information regarding the hazards associated with using this material.

This product was prepared according to in-house procedures and is guaranteed to be homogeneous.

Certified By:



Larry Decker, Organic QC Manager

For use in routine laboratory analysis.

Certificate of Analysis

Certified
Reference
Material

TCL BASE-NEUTRALS
MIX, 1X1ML, 2000UG/ML, DICHLOROMETHANE

Description

Product ID 47991-U
Lot LRAC4915
Expiration Date January 2023
Manufacturing Date January 2020
Storage Conditions Refrigerate
Solvent/Matrix DICHLOROMETHANE

ID #: 13494

Opened: _____

TCL Base-Neutrals Mix

Expires: 1/31/2023

Rec'd: 1/20/2021

Energy Laboratories Inc 1120 So. 27th Street
Billings MT 59107

Certified Values

| Analyte | Certified Value ^{1,4} | Units | Raw Material Purity, % | Elution order | Raw Material Lot | CAS |
|-------------------------------|--------------------------------|-------|------------------------|---------------|------------------|-----------|
| N-NITROSODIMETHYLAMINE | 1999 ± 39 | µg/mL | 98.1 | 1 | 11-RFS-142-1 | 62-75-9 |
| BIS (2-CHLOROETHYL) ETHER | 2003 ± 42 | µg/mL | 99.4 | 2 | 06413MS | 111-44-4 |
| 1,3-DICHLOROBENZENE | 2001 ± 47 | µg/mL | 99.6 | 3 | 11221HC | 541-73-1 |
| 1,4-DICHLOROBENZENE | 2000 ± 66 | µg/mL | 99.9 | 4 | MKBG7690V | 106-46-7 |
| 1,2-DICHLOROBENZENE | 2005 ± 65 | µg/mL | 99.4 | 5 | LB58923 | 95-50-1 |
| BIS (2-CHLOROISOPROPYL) ETHER | 2000 ± 45 | µg/mL | 96.7 | 6 | LC19632 | 108-60-1 |
| N-NITROSODI-N-PROPYLAMINE | 2001 ± 36 | µg/mL | 100.0 | 7 | 2D5VJ-PB | 621-64-7 |
| HEXACHLOROETHANE | 2000 ± 125 | µg/mL | 99.9 | 8 | 12719A0 | 67-72-1 |
| NITROBENZENE | 2000 ± 53 | µg/mL | 99.9 | 9 | LB47070 | 98-95-3 |
| ISOPHORONE | 1999 ± 34 | µg/mL | 99.5 | 10 | LC14006 | 78-59-1 |
| BIS (2-CHLOROETHOXY) METHANE | 2000 ± 33 | µg/mL | 98.7 | 11 | LB46081 | 111-91-1 |
| 1,2,4-TRICHLOROBENZENE | 2003 ± 91 | µg/mL | 99.9 | 12 | 447 | 120-82-1 |
| HEXACHLOROBUTADIENE | 1999 ± 97 | µg/mL | 97.2 | 13 | MKCG6212 | 87-68-3 |
| HEXACHLOROCYCLOPENTADIENE | 2001 ± 111 | µg/mL | 96.0 | 14 | LB95525 | 77-47-4 |
| 2-CHLORONAPHTHALENE | 2000 ± 120 | µg/mL | 99.9 | 15 | LC11403 | 91-58-7 |
| DIMETHYL PHTHALATE | 2006 ± 44 | µg/mL | 99.9 | 16 | LB30494 | 131-11-3 |
| 2,6-DINITROTOLUENE | 2000 ± 91 | µg/mL | 99.2 | 17 | 11231AN | 606-20-2 |
| 2,4-DINITROTOLUENE | 2000 ± 71 | µg/mL | 98.9 | 18 | 12316HF | 121-14-2 |
| DIETHYL PHTHALATE | 1998 ± 51 | µg/mL | 99.9 | 19 | 207 | 84-66-2 |
| 4-CHLOROPHENYLPHENYL ETHER | 2006 ± 52 | µg/mL | 99.3 | 20 | JS00081 | 7005-72-3 |
| N-NITROSODIPHENYLAMINE | 2000 ± 72 | µg/mL | 95.5 | 21 | LC07185 | 86-30-6 |
| AZOBENZENE | 2000 ± 48 | µg/mL | 98.2 | 22 | BCBS6535V | 103-33-3 |
| 4-BROMOPHENYLPHENYL ETHER | 2006 ± 48 | µg/mL | 99.0 | 23 | 05916LS | 101-55-3 |



SIGMA-ALDRICH

2931 Soldier Springs Rd. Laramie, Wyoming 82070 USA
800-325-5832
TechService@milliporesigma.com www.sigma-aldrich.com

Description

Lot **LRAC4915**

Expiration Date January 2023


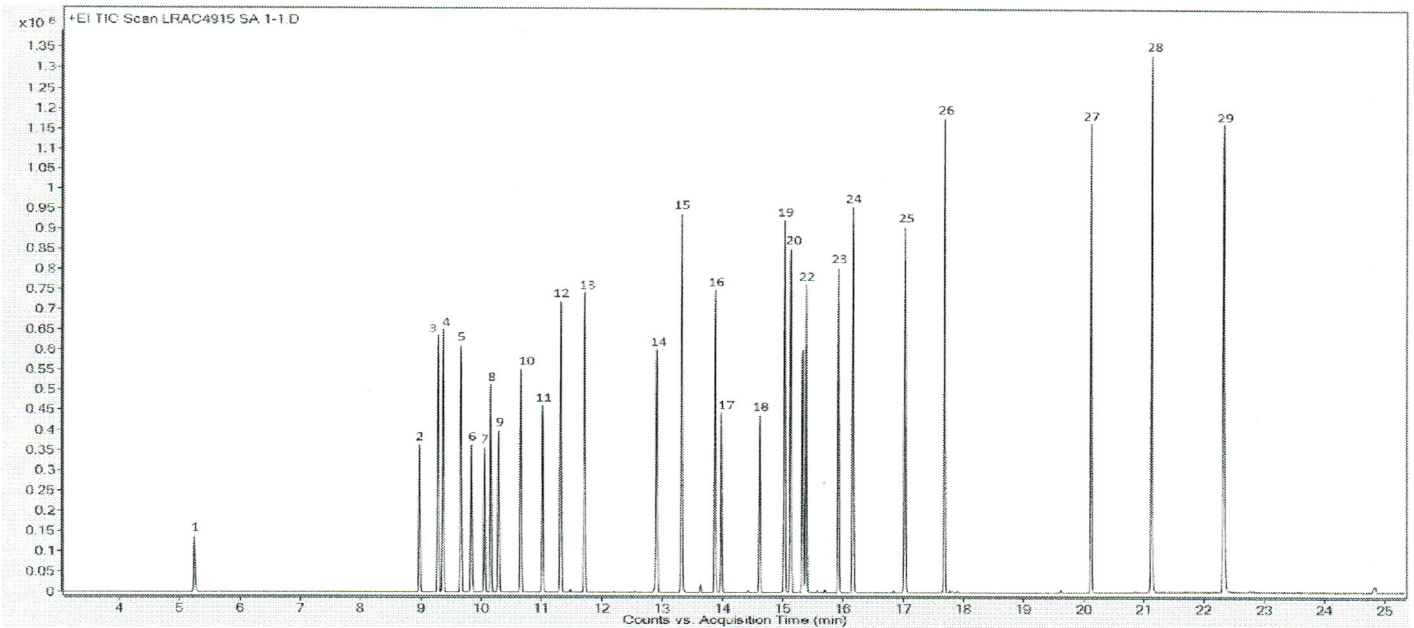
Manufacturing Date January 2020

Storage Conditions Refrigerate

Solvent/Matrix DICHLOROMETHANE

| | | | | | | |
|---------------------------------|------------|-------|------|----|------------|----------|
| HEXACHLOROBENZENE | 2000 ± 116 | µg/mL | 98.0 | 24 | 1-AWT-44-1 | 118-74-1 |
| CARBAZOLE | 2000 ± 117 | µg/mL | 98.1 | 25 | LC13236 | 86-74-8 |
| DI-N-BUTYL PHTHALATE | 1999 ± 81 | µg/mL | 99.9 | 26 | 10202KN | 84-74-2 |
| BENZYL BUTYL PHTHALATE | 2001 ± 40 | µg/mL | 99.0 | 27 | 1628 | 85-68-7 |
| BIS (2-ETHYLHEXYL) PHTHALATE | 1999 ± 51 | µg/mL | 99.7 | 28 | LB39572 | 117-81-7 |
| DI-N-OCTYL PHTHALATE | 2004 ± 51 | µg/mL | 98.3 | 29 | BCBR9722V | 117-84-0 |

Informational Values



Certificate of Analysis

TCL BASE-NEUTRALS

MIX, 1X1ML, 2000UG/ML, DICHLOROMETHANE

Certified
Reference
Material

Description

Product ID 47991-U

Lot LRAC4915

Expiration Date January 2023

Manufacturing Date January 2020

Storage Conditions Refrigerate

Solvent/Matrix DICHLOROMETHANE

ELUTION DETAILS

| EO | RT(MIN) | ANALYTE |
|----|---------|-------------------------------|
| 1 | 5.25 | N-nitrosodimethylamine |
| 2 | 8.98 | Bis-(2-chloroethyl) ether |
| 3 | 9.29 | 1,3-dichlorobenzene |
| 4 | 9.37 | 1,4-dichlorobenzene |
| 5 | 9.67 | 1,2-dichlorobenzene |
| 6 | 9.84 | Bis-(2-chloroisopropyl) ether |
| 7 | 10.06 | N-nitrosodipropylamine |
| 8 | 10.16 | Hexachloroethane |
| 9 | 10.29 | Nitrobenzene |
| 10 | 10.66 | Isophorone |
| 11 | 11.02 | Bis-(2-chloroethoxy) methane |
| 12 | 11.32 | 1,2,4-trichlorobenzene |
| 13 | 11.72 | Hexachlorobutadiene |
| 14 | 12.91 | Hexachlorocyclopentadiene |
| 15 | 13.33 | 2-chloronaphthalene |
| 16 | 13.88 | Dimethyl phthalate |
| 17 | 13.99 | 2,6-dinitrotoluene |
| 18 | 14.62 | 2,4-dinitrotoluene |
| 19 | 15.03 | Diethyl Phthalate |
| 20 | 15.13 | 4-chlorodiphenylether |
| 21 | 15.33 | N-nitrosodipheylamine |
| 22 | 15.39 | Azobenzene |
| 23 | 15.93 | 4-bromodiphenylether |
| 24 | 16.17 | Hexachlorobenzene |
| 25 | 17.04 | Carbazole |
| 26 | 17.69 | Dibutyl phthalate |
| 27 | 20.12 | Benzyl butyl phthalate |
| 28 | 21.13 | Bis-(2-ethylhexyl) phthalate |
| 29 | 22.33 | Di-n-octyl phthalate |

Additional Information:

Analytical Method Parameters:

Column: SPB-5, 30 m x 0.25 mm I.D., 0.25 µm film thickness (Column #230)

Carrier Gas: He, Flow: 0.8 mL/min

Inlet Temperature: 240 °C, Injection Volume: 0.5 µL

Injection Mode: Split with Split Ratio 70:1

Temperature Program: 40 °C (Hold 3 min) @ 15 °C/min to 300 °C (Hold 5 min)

Detector: MSD, Mode: FS, Mass Range: 40-400 m/z, Scan Rate: 4 scans/sec Solvent delay: 3.0 min

Detector Temperature: Transfer line: 300 °C, Ion Source: 230 °C, and Quadrupole: 150 °C



SIGMA-ALDRICH®

2931 Soldier Springs Rd. Laramie, Wyoming 82070 USA

800-325-5832

TechService@milliporesigma.com www.sigma-aldrich.com

Description

Lot **LRAC4915**
Expiration Date January 2023
Manufacturing Date January 2020
Storage Conditions Refrigerate
Solvent/Matrix DICHLOROMETHANE

1 Metrological traceability: Traceable to the SI and higher order standards from NIST through an unbroken chain of comparisons. The balance used to weigh raw materials is accurate to +/-0.0001 g and calibrated regularly using mass standards traceable to NIST. All dilutions were performed gravimetrically. Additionally, individual analytes are traceable to NIST SRMs where available and specified above.
4 Ucrm - Uncertainty values in this document are expressed as Expanded Uncertainty (Ucrm) corresponding to the 95% confidence interval. Ucrm is derived from the combined standard uncertainty multiplied by the coverage factor k, which is obtained from a t-distribution and degrees of freedom. The components of combined standard uncertainty include the uncertainties due to characterization, homogeneity, long term stability, and short term stability (transport). The components due to stability are generally considered to be negligible unless otherwise indicated by stability studies. The mathematical representation of the Ucrm calculation is as follows:

$$U_{CRM} = \sqrt{U_{char}^2 + U_{homogeneity}^2 + U_{stability}^2}$$

k: Coverage factor derived from a t-distribution table, based on the degrees of freedom of the data set. Assume 2.0 for a **Confidence Interval = 95%**

6 Analytical Value- For QC verification of the certified value only- not to be used in calculations. Represents the analytical data obtained by comparison to a standard as analyzed by the method described in the CoA or another acceptable method. The result may differ from the certified value and UCRM based on method uncertainty as well as the uncertainty associated with the standard used for comparison.


Traceability: The standard was manufactured under an ISO/IEC 17025:2017 certified quality system. The balance used to weigh raw materials is accurate to +/- 0.0001g and calibrated regularly using mass standards traceable to NIST. All dilutions were performed gravimetrically. Additionally, individual analytes are traceable to NIST SRMs where available and specified above.

Homogeneity: Homogeneity was assessed in accordance with ISO 17034:2016. Completed units were sampled using a random stratified sampling protocol. The results of chemical analysis were then compared using a one-way analysis of variance approach as described by TNI EL-V3-2009 Appendix A.2. See Instructions for minimum sub-sample size.

Expiration is at end of month given on certificate and label.

MSDS reports for components comprising greater than 1.0% of the solution or 0.1% for components known to be carcinogens are available upon request.

THIS PRODUCT WAS DESIGNED, PRODUCED AND VERIFIED FOR ACCURACY AND STABILITY IN ACCORDANCE WITH **ISO/IEC 17025:2017 (ANAB Cert AT-1467)** and **ISO 17034:2016 (ANAB Cert AR-1470)**.



Andy Ommen - QC Manager



Mark Pooler - QA Supervisor

Certification Date February 28, 2020
Version 0-2282020



ID #: 13510

Opened: _____

Dichloromethane EA342

Expires: 11/17/2022

Rec'd: 1/26/2021

Energy Laboratories Inc 1120 So 27th Street
Billings MT 59107

Honeywell

CERTIFICATE OF ANALYSIS

Honeywell Burdick & Jackson®

1953 South Harvey Street
Muskegon, MI 49442
Phone: (800) 368-0050
Fax: (231) 728-8226
lab.honeywell.com

Brand: Research Chemicals - B&J
Product: CS299AA-200
Lot No.: EA342
Production Date: 17-Nov-2020
Best Before: 17-Nov-2022

Dichloromethane, Custom, Contains Amylene Preservative, >99.9%
for pesticide residue analysis

| Parameter | Specification | | Result | Units |
|---------------------------------|---------------|--------|--------|-------|
| | Min. | Max. | | |
| Water by Karl Fischer Titration | | 0.010 | 0.0016 | % |
| UV Cutoff | | 233 | 230 | nm |
| Refractive Index (20°C) | 1.4236 | 1.4246 | 1.4241 | |
| Residue | | 1 | <0.5 | mg/L |
| GC Analysis | 99.9 | | >99.99 | % |
| Acidity (as HCl) | | 1 | <1 | mg/L |
| Chloride | | 10 | <10 | mg/L |
| Electron Capture GC | | 10 | <10 | ng/L |
| Flame Ionization GC | | 5 | <5 | ppb |
| UV Absorbance @ 240 nm | | 0.100 | 0.0920 | AU |
| UV Absorbance @ 250 nm | | 0.010 | 0.0099 | AU |
| UV Absorbance @ 300 nm | | 0.005 | 0.0008 | AU |
| UV Absorbance @ 400 nm | | 0.005 | 0.0028 | AU |

Honeywell
Quality Control Approval

Janna Dickinson

Muskegon 11/17/2020 LIMS Sample No.: AL03611



CERTIFIED WEIGHT REPORT

Part Number: 92180
Lot Number: 020221
Description: CLP Semi-Volatile Calibration Standard
64 components
Expiration Date: 020228
Recommended Storage: Freezer (0 °C)
Nominal Concentration (µg/mL): 1000
NIST Test ID#: 23060

Solvent: Methylene chloride
Lot#: 104929

Eli Aliaga
Formulated By: Eli Aliaga 020221
DATE

Pedro L. Rentas
Reviewed By: Pedro L. Rentas 020221
DATE

Weight(s) shown below were combined and diluted to (mL): 100.0 0.003
5E-05 Balance Uncertainty
Flask Uncertainty

| Compound | (RM#) Part Number | Lot Number | Dil. Factor | Initial Vol. (mL) | Initial Conc. (µg/mL) | Nominal Conc. (µg/mL) | Purity (%) | Uncertainty Purity (%) | Uncertainty Pipette (mL) | Target Weight (g) | Actual Weight (g) | Actual Conc. (µg/mL) | Expanded Uncertainty (Solvent Safety Info. On Attached pg.) | | | |
|---|----------------------|---------------|----------------|----------------------|--------------------------|--------------------------|---------------|---------------------------|-----------------------------|----------------------|----------------------|-------------------------|---|-----------|---------------------------|-------------------|
| | | | | | | | | | | | | | (+/-) (µg/mL) | CAS# | OSHA PEL (TWA) L50 | |
| 1. 2,2'-Oxybis(1-chloropropane) | (0078) | 012016AR | NA | NA | NA | 1000 | 98.9 | 0.2 | NA | 0.10112 | 0.10135 | 1002.3 | 4.2 | 108-60-1 | N/A | ori-rat 240mg/kg |
| 2. Hexachlorobenzene | (0195) | 051897 | NA | NA | NA | 1000 | 99 | 0.2 | NA | 0.10102 | 0.10121 | 1001.9 | 4.2 | 118-74-1 | N/A | ori-rat 10g/kg |
| 3. bis(2-Chloroethoxy) methane | 10111 | 011214 | 0.05 | 5.00 | 20018.4 | 1000 | NA | NA | 0.017 | NA | NA | 1000.8 | 8.0 | 111-91-1 | N/A | N/A |
| 4. bis(2-Chloroethyl) ether | 10111 | 011214 | 0.05 | 5.00 | 20012.4 | 1000 | NA | NA | 0.017 | NA | NA | 1000.5 | 8.0 | 111-44-4 | 15 ppm (90mg/m3/8H)(skin) | ori-rat 75mg/kg |
| 5. bis(2-Ethylhexyl) phthalate | 10111 | 011214 | 0.05 | 5.00 | 20014.3 | 1000 | NA | NA | 0.017 | NA | NA | 1000.6 | 8.0 | 117-81-7 | 5mg/m3/8H | ori-rat 3060mg/kg |
| 6. 4-Bromophenyl phenyl ether | 10111 | 011214 | 0.05 | 5.00 | 20008.8 | 1000 | NA | NA | 0.017 | NA | NA | 1000.3 | 8.0 | 101-55-3 | N/A | N/A |
| 7. Benzyl butyl phthalate | 10111 | 011214 | 0.05 | 5.00 | 20011.3 | 1000 | NA | NA | 0.017 | NA | NA | 1000.5 | 8.0 | 85-68-7 | N/A | ori-rat 2330mg/kg |
| 8. 4-Chlorophenyl phenyl ether | 10111 | 011214 | 0.05 | 5.00 | 20009.5 | 1000 | NA | NA | 0.017 | NA | NA | 1000.4 | 8.0 | 7005-72-3 | N/A | N/A |
| 9. Diethyl phthalate | 10111 | 011214 | 0.05 | 5.00 | 20013.6 | 1000 | NA | NA | 0.017 | NA | NA | 1000.6 | 8.0 | 84-66-2 | 5mg/m3/8H | ori-rat 8600mg/kg |
| 10. Dimethyl phthalate | 10111 | 011214 | 0.05 | 5.00 | 20015.7 | 1000 | NA | NA | 0.017 | NA | NA | 1000.7 | 8.0 | 131-11-3 | 5mg/m3/8H | ori-rat 6800mg/kg |
| 11. Di-n-butyl phthalate | 10111 | 011214 | 0.05 | 5.00 | 20011.6 | 1000 | NA | NA | 0.017 | NA | NA | 1000.5 | 8.0 | 84-74-2 | 5mg/m3/8H | ori-rat 8000mg/kg |
| 12. Di-n-octyl phthalate | 10111 | 011214 | 0.05 | 5.00 | 20012.2 | 1000 | NA | NA | 0.017 | NA | NA | 1000.5 | 8.0 | 117-84-0 | N/A | ori-rat 4700mg/kg |
| 13. N-Nitrosodimethylamine | 10111 | 011214 | 0.05 | 5.00 | 20010.0 | 1000 | NA | NA | 0.017 | NA | NA | 1000.4 | 8.0 | 62-75-9 | N/A | ori-rat 58mg/kg |
| 14. N-Nitrosodi-n-propylamine | 10111 | 011214 | 0.05 | 5.00 | 20010.5 | 1000 | NA | NA | 0.017 | NA | NA | 1000.4 | 8.0 | 621-64-7 | N/A | ori-rat 460mg/kg |
| 15. 1,2-Diphenylhydrazine (as Azobenzene) | 10112 | 042820 | 0.05 | 5.00 | 20003.9 | 1000 | NA | NA | 0.017 | NA | NA | 1000.1 | 8.1 | 103-33-3 | N/A | ori-rat 1000mg/kg |
| 16. 2-Chloronaphthalene | 10112 | 042820 | 0.05 | 5.00 | 20002.3 | 1000 | NA | NA | 0.017 | NA | NA | 1000.0 | 8.0 | 91-58-7 | N/A | ori-rat 2078mg/kg |
| 17. 1,2-Dichlorobenzene | 10112 | 042820 | 0.05 | 5.00 | 20005.4 | 1000 | NA | NA | 0.017 | NA | NA | 1000.2 | 8.0 | 95-50-1 | 50 ppm (300mg/m3) (CL) | ori-rat 500mg/kg |
| 18. 1,3-Dichlorobenzene | 10112 | 042820 | 0.05 | 5.00 | 20007.7 | 1000 | NA | NA | 0.017 | NA | NA | 1000.1 | 8.0 | 541-73-1 | N/A | ipr-mus 1062mg/kg |
| 19. 1,4-Dichlorobenzene | 10112 | 042820 | 0.05 | 5.00 | 20005.4 | 1000 | NA | NA | 0.017 | NA | NA | 1000.2 | 8.0 | 108-46-7 | 75 ppm (450mg/m3/8H) | ori-rat 500mg/kg |
| 20. 2,4-Dinitrotoluene | 10112 | 042820 | 0.05 | 5.00 | 20003.3 | 1000 | NA | NA | 0.017 | NA | NA | 1000.1 | 8.1 | 121-14-2 | 1.5mg/m3/8H (skin) | ori-rat 268mg/kg |
| 21. 2,6-Dinitrotoluene | 10112 | 042820 | 0.05 | 5.00 | 20002.4 | 1000 | NA | NA | 0.017 | NA | NA | 1000.0 | 8.0 | 606-20-2 | 1.5mg/m3/8H (skin) | ori-rat 177mg/kg |
| 22. Hexachloro-1,3-butadiene | 10112 | 042820 | 0.05 | 5.00 | 20009.4 | 1000 | NA | NA | 0.017 | NA | NA | 1000.4 | 12.4 | 87-68-3 | 0.02 ppm (0.24mg/m3/8H) | ori-rat 82mg/kg |
| 23. Hexachlorocyclopentadiene | 10112 | 042820 | 0.05 | 5.00 | 20001.8 | 1000 | NA | NA | 0.017 | NA | NA | 1000.0 | 8.0 | 77-47-4 | 0.01 ppm (0.1mg/m3/8H) | ori-rat 1300mg/kg |
| 24. Hexachloroethane | 10112 | 042820 | 0.05 | 5.00 | 20002.4 | 1000 | NA | NA | 0.017 | NA | NA | 1000.0 | 8.0 | 67-72-1 | 1 ppm (10mg/m3/8H)(skin) | ori-ggq 4970mg/kg |
| 25. Isophorone | 10112 | 042820 | 0.05 | 5.00 | 20003.8 | 1000 | NA | NA | 0.017 | NA | NA | 1000.1 | 8.1 | 78-59-1 | 25 ppm | ori-rat 2330mg/kg |
| 26. Nitrobenzene | 10112 | 042820 | 0.05 | 5.00 | 20004.9 | 1000 | NA | NA | 0.017 | NA | NA | 1000.1 | 8.0 | 98-95-3 | 1 ppm (8mg/m3/8H)(skin) | ori-rat 780mg/kg |
| 27. 1,2,4-Trichlorobenzene | 10112 | 042820 | 0.05 | 5.00 | 20002.0 | 1000 | NA | NA | 0.017 | NA | NA | 1000.0 | 8.0 | 120-82-1 | 5 ppm (CL) (40mg/m3) | ori-rat 758mg/kg |
| 28. o-Cresol (2-Methylphenol) | 10114 | 081919 | 0.05 | 5.00 | 20010.2 | 1000 | NA | NA | 0.017 | NA | NA | 1000.4 | 8.0 | 95-48-7 | 5 ppm (22mg/m3/8H)(skin) | ori-rat 121mg/kg |
| 29. p-Cresol (4-Methylphenol) | 10114 | 081919 | 0.05 | 5.00 | 20061.2 | 1000 | NA | NA | 0.017 | NA | NA | 1003.0 | 8.0 | 106-44-5 | 5 ppm (22mg/m3/8H)(skin) | ori-rat 207mg/kg |
| 30. 2,4,5-Trichlorophenol | 10114 | 081919 | 0.05 | 5.00 | 20023.2 | 1000 | NA | NA | 0.017 | NA | NA | 1001.1 | 8.0 | 95-95-4 | N/A | ori-rat 820mg/kg |
| 31. 4-Chloroaniline | 10115 | 080512 | 0.05 | 5.00 | 20009.6 | 1000 | NA | NA | 0.017 | NA | NA | 1000.4 | 8.0 | 106-47-8 | N/A | ori-rat 310mg/kg |
| 32. Dibenzofuran | 10115 | 080512 | 0.05 | 5.00 | 20020.2 | 1000 | NA | NA | 0.017 | NA | NA | 1000.9 | 8.0 | 132-64-9 | N/A | N/A |
| 33. 2-Methylnaphthalene | 10115 | 080512 | 0.05 | 5.00 | 20012.9 | 1000 | NA | NA | 0.017 | NA | NA | 1000.5 | 8.1 | 91-57-6 | N/A | ori-rat 1630mg/kg |
| 34. 2-Nitroaniline | 10115 | 080512 | 0.05 | 5.00 | 20011.8 | 1000 | NA | NA | 0.017 | NA | NA | 1000.5 | 8.0 | 88-74-4 | N/A | ori-rat 1600mg/kg |
| 35. 3-Nitroaniline | 10115 | 080512 | 0.05 | 5.00 | 20018.6 | 1000 | NA | NA | 0.017 | NA | NA | 1000.8 | 8.0 | 99-09-2 | N/A | ori-rat 535mg/kg |
| 36. 4-Nitroaniline | 10115 | 080512 | 0.05 | 5.00 | 20014.9 | 1000 | NA | NA | 0.017 | NA | NA | 1000.6 | 8.0 | 100-01-6 | 1 ppm (8mg/m3/8H)(skin) | ori-rat 750mg/kg |
| 37. 4-Chloro-3-methylphenol | 10118 | 072120 | 0.05 | 5.00 | 20003.9 | 1000 | NA | NA | 0.017 | NA | NA | 1000.1 | 8.0 | 59-50-7 | N/A | ori-rat 1830mg/kg |
| 38. 2-Chlorophenol | 10118 | 072120 | 0.05 | 5.00 | 20002.9 | 1000 | NA | NA | 0.017 | NA | NA | 1000.0 | 8.0 | 95-57-8 | N/A | ori-rat 670mg/kg |
| 39. 2,4-Dichlorophenol | 10118 | 072120 | 0.05 | 5.00 | 20003.1 | 1000 | NA | NA | 0.017 | NA | NA | 1000.1 | 8.0 | 120-83-2 | N/A | ori-rat 560mg/kg |
| 40. 2,4-Dimethylphenol | 10118 | 072120 | 0.05 | 5.00 | 20003.3 | 1000 | NA | NA | 0.017 | NA | NA | 1000.1 | 8.1 | 105-67-9 | N/A | ori-rat 3200mg/kg |
| 41. 2,4-Dinitrophenol | 10118 | 072120 | 0.05 | 5.00 | 20001.8 | 1000 | NA | NA | 0.017 | NA | NA | 1000.0 | 8.0 | 51-28-5 | N/A | ori-rat 30mg/kg |
| 42. 4,6-Dinitro-2-methylphenol | 10118 | 072120 | 0.05 | 5.00 | 20002.5 | 1000 | NA | NA | 0.017 | NA | NA | 1000.0 | 8.0 | 534-52-1 | N/A | N/A |
| 43. 2-Nitrophenol | 10118 | 072120 | 0.05 | 5.00 | 20003.7 | 1000 | NA | NA | 0.017 | NA | NA | 1000.1 | 8.0 | 88-75-5 | N/A | ori-rat 334mg/kg |
| 44. 4-Nitrophenol | 10118 | 072120 | 0.05 | 5.00 | 20002.0 | 1000 | NA | NA | 0.017 | NA | NA | 1000.0 | 8.0 | 100-02-7 | N/A | ori-rat 250mg/kg |
| 45. Pentachlorophenol | 10118 | 072120 | 0.05 | 5.00 | 20002.8 | 1000 | NA | NA | 0.017 | NA | NA | 1000.0 | 8.0 | 87-86-5 | 0.5mg/m3/8H (skin) | ori-rat 27mg/kg |
| 46. Phenol | 10118 | 072120 | 0.05 | 5.00 | 20003.9 | 1000 | NA | NA | 0.017 | NA | NA | 1000.1 | 8.0 | 108-95-2 | 5 ppm (18mg/m3/8H)(skin) | ori-rat 317mg/kg |
| 47. 2,4,6-Trichlorophenol | 10118 | 072120 | 0.05 | 5.00 | 20004.2 | 1000 | NA | NA | 0.017 | NA | NA | 1000.1 | 8.0 | 88-06-2 | N/A | ori-rat 820mg/kg |
| 48. Acenaphthene | 10007 | 042420 | 0.50 | 50.00 | 2001.2 | 1000 | NA | NA | 0.018 | NA | NA | 1000.5 | 4.1 | 83-32-9 | N/A | ipr-rat 600mg/kg |
| 49. Acenaphthylene | 10007 | 042420 | 0.50 | 50.00 | 2000.2 | 1000 | NA | NA | 0.018 | NA | NA | 1000.0 | 4.2 | 208-96-8 | N/A | N/A |
| 50. Anthracene | 10007 | 042420 | 0.50 | 50.00 | 2000.3 | 1000 | NA | NA | 0.018 | NA | NA | 1000.1 | 4.1 | 120-12-7 | 0.2mg/m3 (8H) | ipr-mus 430mg/kg |
| 51. Benzo(a)anthracene | 10007 | 042420 | 0.50 | 50.00 | 2001.3 | 1000 | NA | NA | 0.018 | NA | NA | 1000.6 | 4.2 | 56-55-3 | N/A | N/A |
| 52. Benzo(a)pyrene | 10007 | 042420 | 0.50 | 50.00 | 2000.0 | 1000 | NA | NA | 0.018 | NA | NA | 999.9 | 4.1 | 50-32-8 | 0.2mg/m3 (8H) | scu-rat 50mg/kg |
| 53. Benzo(b)fluoranthene | 10007 | 042420 | 0.50 | 50.00 | 2000.9 | 1000 | NA | NA | 0.018 | NA | NA | 1000.4 | 4.1 | 205-99-2 | N/A | N/A |
| 54. Benzo(k)fluoranthene | 10007 | 042420 | 0.50 | 50.00 | 2001.2 | 1000 | NA | NA | 0.018 | NA | NA | 1000.5 | 4.1 | 207-08-9 | N/A | N/A |
| 55. Benzo(g,h,i)perylene | 10007 | 042420 | 0.50 | 50.00 | 2000.0 | 1000 | NA | NA | 0.018 | NA | NA | 999.9 | 4.1 | 191-24-2 | N/A | N/A |
| 56. Carbazole | 10007 | 042420 | 0.50 | 50.00 | 2000.3 | 1000 | NA | NA | 0.018 | NA | NA | 1000.0 | 4.2 | 86-74-8 | N/A | ipr-mus 200mg/kg |
| 57. Chrysene | 10007 | 042420 | 0.50 | 50.00 | 2000.8 | 1000 | NA | NA | 0.018 | NA | NA | 1000.3 | 4.2 | 218-01-9 | 0.2mg/m3 | N/A |
| 58. Dibenzo(a,h)anthracene | 10007 | 042420 | 0.50 | 50.00 | 2000.8 | 1000 | NA | NA | 0.018 | NA | NA | 1000.3 | 4.2 | 53-70-3 | 0.2mg/m3 | N/A |
| 59. Fluoranthene | 10007 | 042420 | 0.50 | 50.00 | 2000.3 | 1000 | NA | NA | 0.018 | NA | NA | 1000.1 | 4.2 | 208-44-0 | N/A | ori-rat 2000mg/kg |
| 60. Fluorene | 10007 | 042420 | 0.50 | 50.00 | 2000.9 | 1000 | NA | NA | 0.018 | NA | NA | 1000.3 | 4.2 | 86-73-7 | N/A | ipr-mus 2 µg/kg |
| 61. Indeno(1,2,3-cd)pyrene | 10007 | 042420 | 0.50 | 50.00 | 2000.1 | 1000 | NA | NA | 0.018 | NA | NA | 1000.0 | 4.1 | 193-39-5 | N/A | N/A |
| 62. Naphthalene | 10007 | 042420 | 0.50 | 50.00 | 2000.9 | 1000 | NA | NA | 0.018 | NA | NA | 1000.4 | 4.1 | 91-20-3 | 10 ppm (50mg/m3/8H) | ori-rat 480mg/kg |
| 63. Phenanthrene | 10007 | 042420 | 0.50 | 50.00 | 2000.9 | 1000 | NA | NA | 0.018 | NA | NA | 1000.4 | 4.1 | 85-01-8 | 0.2mg/m3/8H | ori-mus 700mg/kg |
| 64. Pyrene | 10007 | 042420 | 0.50 | 50.00 | 2001.0 | 1000 | NA | NA | 0.018 | NA | NA | 1000.4 | 4.2 | 129-00-0 | 0.2mg/m3/8H | ori-rat 2700mg/kg |

* The certified value is the concentration calculated from gravimetric and volumetric measurements unless otherwise stated.
 * Standards are prepared gravimetrically using balances that are calibrated with weights traceable to NIST (see above).
 * Standards are certified (±) 0.5% of the stated value, unless otherwise stated.
 * All Standards, after opening ampule, should be stored with caps tight and under appropriate laboratory conditions.
 * Uncertainty Reference: Taylor, B.N. and Kuyat, C.E., "Guidelines for Evaluating and Expressing the Uncertainty of NIST Measurement Result," NIST Technical Note 1297, U.S. Government Printing Office, Washington, DC, (1994).

ID #: 13539

Opened:
CLP Semi-Volatile Calibration Standard
Expires: 2/2/2026
Rec'd: 2/5/2021
Energy Laboratories Inc 1120 So. 27th Street
Billings MT 59107



CERTIFIED REFERENCE MATERIAL

110 Benner Circle
Bellefonte, PA 16823-8812
Tel: (800)356-1688
Fax: (814)353-1309

www.restek.com

Certificate of Analysis



FOR LABORATORY USE ONLY-READ SDS PRIOR TO USE.

This Reference Material is intended for Laboratory Use Only as a standard for the qualitative and/or quantitative determination of the analyte(s) listed.

Catalog No. : 31062 **Lot No.:** A0167670

Description : B/N Surrogate Mix (4/89 SOW)
Base Neutral Surrogate 4/89(SOW) 5000µg/mL, Methylene Chloride, 1mL/ampul

Container Size : 2 mL **Pkg Amt:** > 1 mL

Expiration Date : November 30, 2026 **Storage:** 10°C or colder

Handling: Sonicate prior to use. **Ship:** Ambient

CERTIFIED VALUES

| Elution Order | Compound | Grav. Conc. (weight/volume) | Expanded Uncertainty (95% C.L.; K=2) | | | |
|---------------|---|-----------------------------|--------------------------------------|-------|-------------|--|
| 1 | Nitrobenzene-d5 CAS # 4165-60-0 Purity 99% (Lot PR-29940B) | 5,014.0 µg/mL | +/- 29.3583 | µg/mL | Gravimetric | |
| | | | +/- 225.8621 | µg/mL | Unstressed | |
| | | | +/- 250.6163 | µg/mL | Stressed | |
| 2 | 2-Fluorobiphenyl CAS # 321-60-8 Purity 99% (Lot 00019169) | 5,019.6 µg/mL | +/- 29.3911 | µg/mL | Gravimetric | |
| | | | +/- 226.1143 | µg/mL | Unstressed | |
| | | | +/- 250.8962 | µg/mL | Stressed | |
| 3 | p-Terphenyl-d14 CAS # 1718-51-0 Purity 99% (Lot PR-27278) | 5,020.6 µg/mL | +/- 29.3967 | µg/mL | Gravimetric | |
| | | | +/- 226.1576 | µg/mL | Unstressed | |
| | | | +/- 250.9442 | µg/mL | Stressed | |

Solvent: Methylene chloride
CAS # 75-09-2
Purity 99%

ID #: 13666

Opened: _____

B/N Surrogate Mix (4/89 SOW)

Expires: 11/30/2026

Rec'd: 3/19/2021

Energry Laboratories Inc 1120 So. 27th Street
Billings MT 59107

Tech Tips:

Due to the limited solubility of p-terphenyl-d14 in methanol, we do not recommend that this mixture be diluted in methanol.

Column:

30m x 0.25mm x 0.25µm
Rtx-5 (cat.#10223)

Carrier Gas:

hydrogen-constant pressure 10 psi.

Temp. Program:

75°C (hold 1 min.) to 330°C
@ 20°C/min. (hold 10 min.)

Inj. Temp:

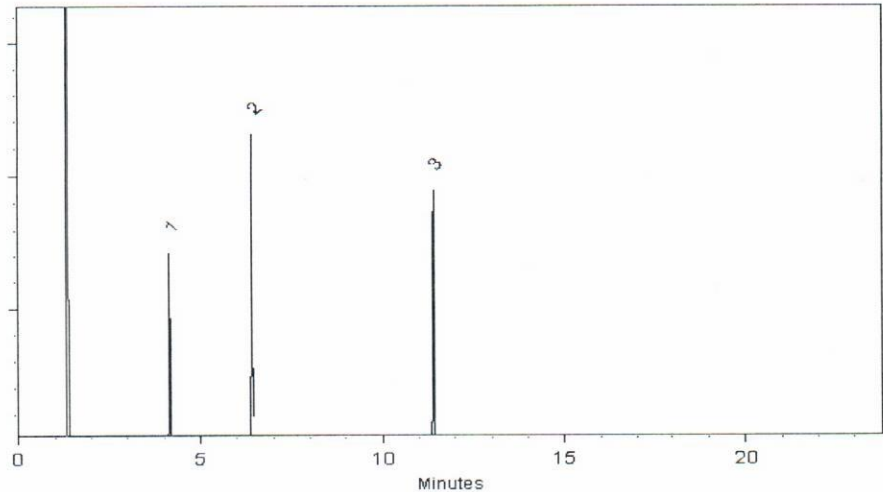
250°C

Det. Temp:

330°C

Det. Type:

FID



This chromatogram represents a general set of testing conditions chosen for product acceptance. For optimal results in your lab, conditions should be adjusted for your specific instrument, method, and application.


Katelyn McGinni - Operations Tech I

Date Mixed: 30-Dec-2020 Balance: 1128353505


Alexis Shelow - Operations Tech I

Date Passed: 06-Jan-2021

Manufactured under Restek's ISO 9001:2015
Registered Quality System
Certificate #FM 80397

General Certified Reference Material Notes

Expiration Notes:

- Expiration date valid for unopened ampul stored in compliance with the recommended conditions.
- Uncertainty, concentration, and expiration of the CRM are based on the unopened product being stored according to the recommended condition found in the storage field.

Purity Notes:

- Purity and/or chemical identity are determined by one or more of the following techniques: GC/FID, HPLC, GC/ μ ECD, GC/MS, LC/MS, RI, and/or melting point.
- Compounds with a listed purity of less than 99% have been weight corrected to compensate for impurities and/or salts. A correction factor is used to calculate the amount of compound necessary to achieve the desired concentration of the parent compound in solution.
- Purity of isomeric compounds is reported as the sum of the isomers.
- Purity values are rounded to the nearest whole number.

Certified Uncertainty Value Notes:

- The uncertainties are determined in accordance with ISO 17034 and Guide 35. The certified combined stressed uncertainty value (includes gravimetric uncertainty, homogeneity between-ampul uncertainty, storage stability uncertainty and shipping stability uncertainty and were combined using the following formula:

$$U_{combined\ stressed} = k \sqrt{U_{gravimetric}^2 + U_{homogeneity}^2 + U_{storage\ stability}^2 + U_{shipping\ stability}^2}$$

k is a coverage factor of 2, which gives a level of confidence of approximately 95%.

- It is important to note that the shipping stability uncertainty was obtained under temperature extremes for specific time intervals; therefore, the certified combined stressed uncertainty value should only be applied to the product if it was stored at non-standard temperature conditions up to and including 7 days. Contact Restek Technical Service at www.restek.com/Contact-Us for use recommendations if your shipment was in-transit for more than 7 days at non-standard temperature conditions.
- Apply the certified combined unstressed uncertainty value if the product was received under standard shipping conditions. Apply the certified combined stressed uncertainty value if the product was received under non-standard conditions as specified below.

| Label Conditions | Standard Conditions | Non-Standard Conditions |
|---|---------------------|-------------------------|
| 25°C Nominal (Room Temperature) | < 60°C | ≥ 60°C up to 7 days |
| 10°C or colder (Refrigerate) | < 40°C | ≥ 40°C up to 7 days |
| 0°C or colder (Freezer) -20°C or colder (Deep Freezer) | < 25°C | ≥ 25°C up to 7 days |

- Separate (not combined) uncertainty values for gravimetric uncertainty are also displayed on the certificate, if needed, separate homogeneity between-ampul uncertainty, storage stability uncertainty and shipping stability uncertainty values are available by contacting Restek Technical Service at www.restek.com/Contact-Us.
- The packaged amount is the minimum sample size for which uncertainty is valid. The ampules are over-filled to ensure that the minimum packaged amount can be sufficiently transferred.

Manufacturing Notes:

- Concentration is based upon gravimetric preparation using either a balance whose calibration has been verified daily using NIST traceable weights, and/or dilutions with Class A glassware.

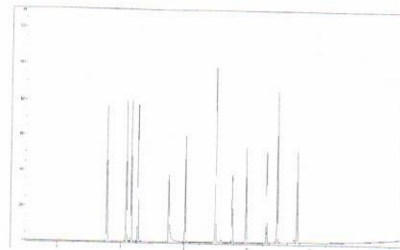
Handling Notes:

- Stability of the unopened product, when stored in compliance with the recommended conditions, is guaranteed through the expiration displayed on the product label and certificate. Contact Restek for additional opened product stability information, with the knowledge/understanding that open product stability is subject to the specific handling and environmental conditions to which the product is exposed. For your convenience Restek supplies deactivated vials with most standards packed in 2mL ampules. Larger volume deactivated vials are available through Restek as a custom ordered item. Additionally, Restek sells DMDCS for the purpose of glassware deactivation as catalog number 31861, which includes complete instructions.

Certificate of Analysis - Certified Reference Material

EPA TCL Hazardous Substances Mix (12 cmpds)

Product no.: 47990-U
Lot no.: LRAC9004
Expiry Date: February 2024
Manufacturing Date: February 2021
Storage: Refrigerate
Solvent/Matrix: Dichloromethane
Certificate version: LRAC9004.01 (Note: Certificates may be updated due to the availability of new data. Check our website at: www.sigma-aldrich.com for the most current version.)



Certified Values:

| Analyte | Certified Value | Units | Raw Material Purity, % | Raw Material Elution order | Raw Material Lot |
|---------------------------------------|-----------------|-------|------------------------|----------------------------|------------------|
| ANILINE CAS# 62-53-3 | 2022 ± 25 | µg/mL | 99.9 | 01 | LA41596 |
| BENZYL ALCOHOL CAS# 100-51-6 | 2022 ± 15 | µg/mL | 99.7 | 02 | LB99705 |
| 2-METHYLPHENOL CAS# 95-48-7 | 2022 ± 14 | µg/mL | 99.9 | 03 | LB91878 |
| 4-METHYLPHENOL CAS# 106-44-5 | 2022 ± 17 | µg/mL | 99.9 | 04 | LB32518 |
| BENZOIC ACID CAS# 65-85-0 | 2021 ± 27 | µg/mL | 98.8 | 05 | 442-137B |
| 4-CHLOROANILINE CAS# 106-47-8 | 2022 ± 32 | µg/mL | 100.0 | 06 | MKBZ6909V |
| 2,4,5-TRICHLOROPHENOL CAS# 95-95-4 | 2022 ± 18 | µg/mL | 99.9 | 07 | JS00008 |
| 2-METHYLNAPHTHALENE CAS# 91-57-6 | 2021 ± 11 | µg/mL | 98.2 | 08 | LB97828 |
| 2-NITROANILINE CAS# 88-74-4 | 2022 ± 12 | µg/mL | 99.9 | 09 | 07411KN |
| 3-NITROANILINE CAS# 99-09-2 | 2022 ± 15 | µg/mL | 99.9 | 10 | LC09264 |
| DIBENZOFURAN CAS# 132-64-9 | 2021 ± 10 | µg/mL | 98.8 | 11 | LB78814 |
| 4-NITROANILINE CAS# 100-01-6 | 2022 ± 23 | µg/mL | 99.9 | 12 | 15609AA |

ID #: 13691

Opened:

EPA TCL Hazardous Substances Mix (12 cmp)

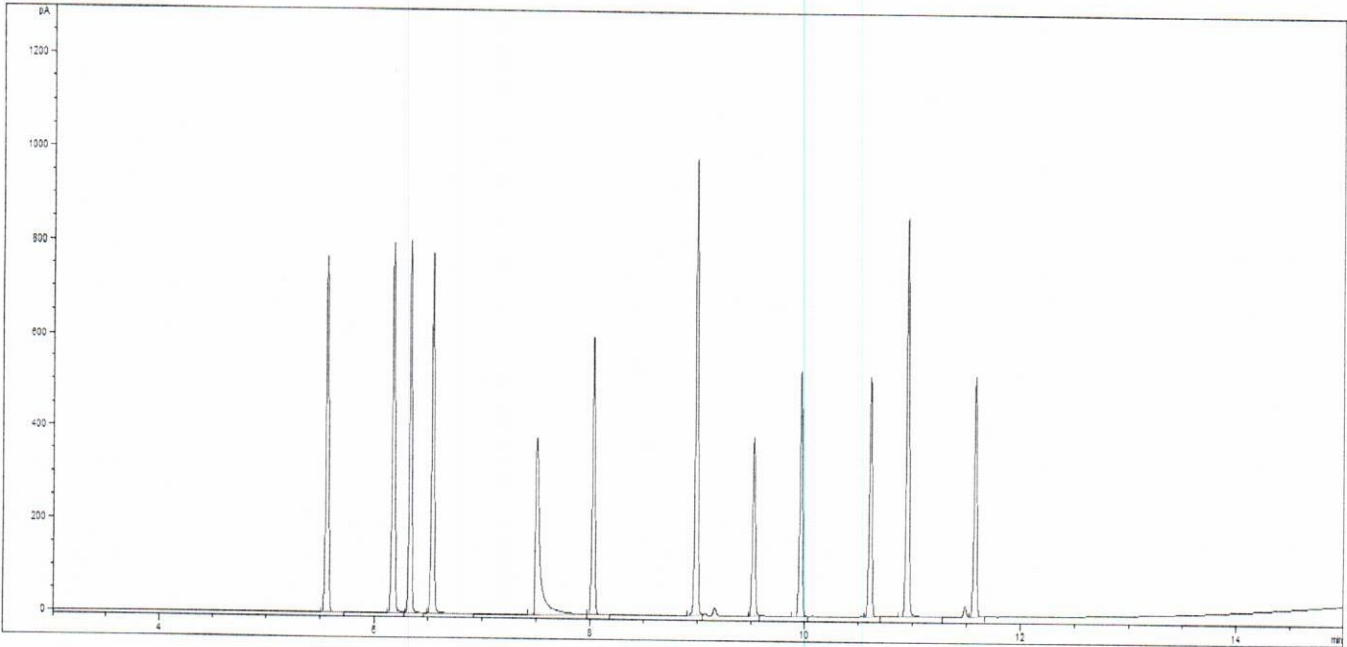
Expires: 2/28/2024

Rec'd: 3/26/2021

Energv Laboratories Inc 1120 So. 27th Street
Billings MT 59107



Informational Values:



Additional Information:

Analytical Method Parameters:
Column: SPB-5, 30 m x 0.53 mm I.D., 1.5 µm film thickness (Column #214)
Carrier Gas: H2, Flow: 4.5 mL/min
Inlet Temperature: 240 °C, Injection Volume: 1 µL
Injection Mode: Split, Split Ratio: 25:1
Temperature Program: 80 °C (Hold 2 min) @ 15 °C/min to 280 °C (Hold 2 min)
Detector: FID
Detector Temperature: 310 °C

Metrological traceability:

Traceable to the SI and higher order standards from NIST through an unbroken chain of comparisons. The balance used to weigh raw materials is accurate to +/-0.0001 g and calibrated regularly using mass standards traceable to NIST. All dilutions were performed gravimetrically. Additionally, individual analytes are traceable to NIST SRMs where available and specified above.

Measurement method:

Where applicable, the assigned value is based on a purity determination by mass balance and gravimetrically prepared value.

Intended use:

Intended for R&D and Analytical Use only. Not for drug, household or other uses.

Minimum sample size:

1 µL

Packaging:

1 ML IN AMBER AMPULE

Instructions for handling and correct use:

Use on the as is basis. The internal pressure of the container may be slightly different from the atmospheric pressure at the user's location. Open slowly and carefully to avoid dispersion of the material.

Health and safety information:

All chemical reference materials should be considered potentially hazardous and should be used only by qualified laboratory personnel. Please refer to the Safety Data Sheet for detailed information about the nature of any hazard and appropriate precautions to be taken.

Accreditation:

Sigma-Aldrich RTC is accredited by the US accreditation authority ANAB as a registered reference material producer AR-1470 in accordance with ISO 17034.

Certificate issue date:

26-Feb-2021



Andy Ommen - QC Manager

Mark Pooler - QA Supervisor

Details on metrological traceability:

This standard has been gravimetrically prepared using balances that have been fully qualified and calibrated to ISO 17025 requirements. All calibrations utilize NIST traceable weights which are calibrated externally by a qualified ISO 17025 accredited calibration laboratory to NIST standards. Qualification of each balance includes the assignment of a minimum weighing by a qualified and ISO 17025 accredited calibration vendor taking into consideration the balance and installed environmental conditions to ensure compliance with USP tolerances of NMT 0.10% relative error. Fill volume to predetermined specifications is gravimetrically verified throughout the dispensing process using qualified and calibrated balances. Further traceability to a corresponding Primary Standard may be achieved through a direct comparison assay. Where a Primary Standard is available, the assay value will be included in the specified section of the COA.

Details on metrological traceability:

Ucrm - Uncertainty values in this document are expressed as Expanded Uncertainty (Ucrm) corresponding to the 95% confidence interval. Ucrm is derived from the combined standard uncertainty multiplied by the coverage factor k, which is obtained from a t-distribution and degrees of freedom. The components of combined standard uncertainty include the uncertainties due to characterization, homogeneity, long term stability, and short term stability (transport). The components due to stability are generally considered to be negligible unless otherwise indicated by stability studies. The mathematical

$$u_{CRM} = \sqrt{u_{char}^2 + u_{homogeneity}^2 + u_{stability}^2}$$

Homogeneity assessment:

Homogeneity was assessed in accordance with ISO Guide 35. Completed units were sampled using a random stratified sampling protocol. The results of chemical analysis were then compared by Single Factor Analysis of Variance (ANOVA). The uncertainty due to homogeneity was derived from the ANOVA. Heterogeneity was not detected under the conditions of the ANOVA.

Stability assessment:

Significance of the stability assessment will be demonstrated if the analytical result of the study and the range of values represented by the Expanded Uncertainty do not overlap the result of the original assay and the range of its values represented by the Expanded Uncertainty. The method employed will usually be the same method used to characterize the assay value in the initial

Certificate of analysis revision history:

| Certificate version | Date | Reason for version |
|---------------------|-------------|-----------------------|
| LRAC9004.01 | 26-Feb-2021 | Original Release Date |

Disclaimer: The purchaser is required to determine the suitability of this product for any particular application. Sigma-Aldrich RTC makes no warranty of any kind, express or implied, other than its products meet all quality control standards set by Sigma-Aldrich RTC. We do not guarantee that the product can be used for any particular application.

The vibrant M, Supelco, TraceCERT and Sigma-Aldrich are trademarks of Merck KGaA, Darmstadt, Germany or its affiliates. All other trademarks are the property of their respective owners. Detailed information on trademarks is available via publicly accessible resources. © 2018 Merck KGaA, Darmstadt, Germany and/or its affiliates. All Rights Reserved.

The life science business of Merck KGaA, Darmstadt, Germany operates as MilliporeSigma in the US and Canada.



Certificate of Analysis

Product Name: Benzidines Standard
Product Number: US-290-1
Lot Number: 0006592783

Lot Issue Date: 03-Mar-2021
Expiration Date: 30-Apr-2023

Description:

This analytical reference material (RM) was manufactured and verified in accordance with an ISO 9001 registered quality system and analyte concentrations were verified by an ISO 17025 accredited laboratory. The concentration and uncertainty value at the 95% confidence level for each analyte, determined gravimetrically, is listed below.

| Analyte | CAS# | Analyte Lot | Concentration ± Uncertainty |
|------------------------|-------------|-------------|-----------------------------|
| benzidine | 000092-87-5 | RM10200 | 2004 ± 10 µg/mL |
| 3,3'-dichlorobenzidine | 000091-94-1 | RM12559 | 2001 ± 10 µg/mL |

Matrix: methylene chloride (dichloromethane)

Storage Conditions: Store at Room Temperature (15° to 30°C).

Traceability:

The balances used for these measurements are calibrated with weights traceable to NIST in compliance with ANSI/NCCL Z540.3, ISO 9001, ISO 17025, and ISO 17034. Calibrated Class A glassware is used for volumetric measurements. Thermometers are calibrated against a NIST traceable thermometer in accordance with NIST Special Publication 1088.

Homogeneity:

This RM was unitized according to an in-house procedure and is guaranteed to be homogeneous. There is no minimum sub-sample size required.

Intended Use:

This RM is intended for the preparation of working reference samples for use in routine laboratory analyses, calibration of instruments, validation of analytical methods, assessments of measurement methods, and continuing calibration verification.

Instructions for Use:

Sample aliquots for analysis should be withdrawn at 20°C to 25°C immediately after opening the container and should be processed without delay for the certified values to be valid within the stated uncertainties.

Hazards:

Refer to the Safety Data Sheet on www.agilent.com for information regarding this RM.

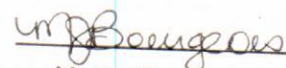
Expiration of Certification:

The certification of this RM is valid until the expiration date specified above, provided the RM is handled and stored in accordance with the instructions given in this certificate. This certification is nullified if the RM is damaged, contaminated, or otherwise modified.

Maintenance of Certification:

If substantive changes are noted that affect the certification before the expiration of this certificate, Agilent will notify the purchaser.

Sample lot approver:


 Monica Bourgeois
 QMS Representative



ISO 17034 Cert
 No. AR-1936

RM was produced in accordance with the LRQA registered ISO 9001:2015 Quality Management System. Cert # 10303760

Page: 1 of 1

www.agilent.com/quality/
 CSD-QA-015.1



ISO 17025 Cert
 No. AT-1937

John

660 Tower Lane • P.O. Box 599 • West Chester, PA 19381-0599
1-800-452-9994 • 1-610-692-3026 • Fax 1-610-692-8729
info@chemservice.com • www.chemservice.com

CERTIFICATE OF ANALYSIS

Mixture #8-Internal Standards

CONCENTRATION 4000ug/ml in Methylene chloride
CATALOG NUMBER M-PPHC8X12-1ML
LOT NUMBER 11925100
DATE CERTIFIED 06/09/21
EXPIRATION DATE 06/30/23
STORAGE Store at room temperature (20 - 25 °C).
HANDLING See Safety Data Sheet
INTENDED USE For laboratory use only.
ISO 17034:2016 CERTIFIED [X]

| ID | Analyte | CAS | Weight Analyte (mg) | Lot | Purity | Certified Concentration (ug/mL) |
|---------|------------------------|------------|---------------------|----------|--------|---------------------------------|
| N-11000 | Acenaphthene-d10 | 15067-26-2 | 804.000 | 00026778 | 99.5 | 3999.9 |
| N-11467 | Chrysene-d12 | 1719-03-5 | 809.700 | 00025144 | 99.5 | 4028.3 |
| N-10217 | 1,4-Dichlorobenzene-d4 | 3855-82-1 | 804.000 | 00027328 | 99.5 | 3999.9 |
| N-12645 | Naphthalene-d8 | 1146-65-2 | 807.500 | 00029881 | 99.3 | 4009.2 |
| N-12851 | Perylene-d12 | 1520-96-3 | 805.100 | 00024295 | 99.5 | 4005.4 |
| N-12856 | Phenanthrene-d10 | 1517-22-2 | 808.700 | 00027331 | 99.0 | 4003.1 |

| Analytical Test | Value |
|------------------------|----------|
| CONCENTRATION (GC/FID) | VERIFIED |

ID #: 13968
Opened: _____
Mixture #8-Internal Standards
Expires: 6/30/2023
Rec'd: 6/18/2021
Enerqa Laboratories Inc 1120 So. 27th Street
Billings MT 59107

COA Form
Revision 3 (3/2015)



Print Date: 06/14/21

CHEM SERVICE INC.

660 Tower Lane • P.O. Box 599 • West Chester, PA 19381-0599
1-800-452-9994 • 1-610-692-3026 • Fax 1-610-692-8729
info@chemservice.com • www.chemservice.com

Instructions for Use:

Shake mixture prior to use. If particles are present, sonicate for homogeneity. If sample is diluted to lower concentrations, Class A volumetric glassware must be used.

Minimum Sample Size- 0.2 uL for Direct Injection.

Chem Service Inc. guarantees the expanded uncertainty of the above analytes to be +/- 2.0% of the certified concentrations based on gravimetric preparation. The test results published in this report were obtained using equipment capable of producing results that are traceable to NIST and through NIST to the International System of Units (SI). The reported expanded uncertainty of measurement is stated as the combined standard uncertainty of measurement multiplied by the coverage factor k ($k=2$) such that the coverage probability corresponds to approximately 95%. For certified reference materials, homogeneity and thermal stability testing are available upon request.

Certified By:

Mary Beth O'Donnell

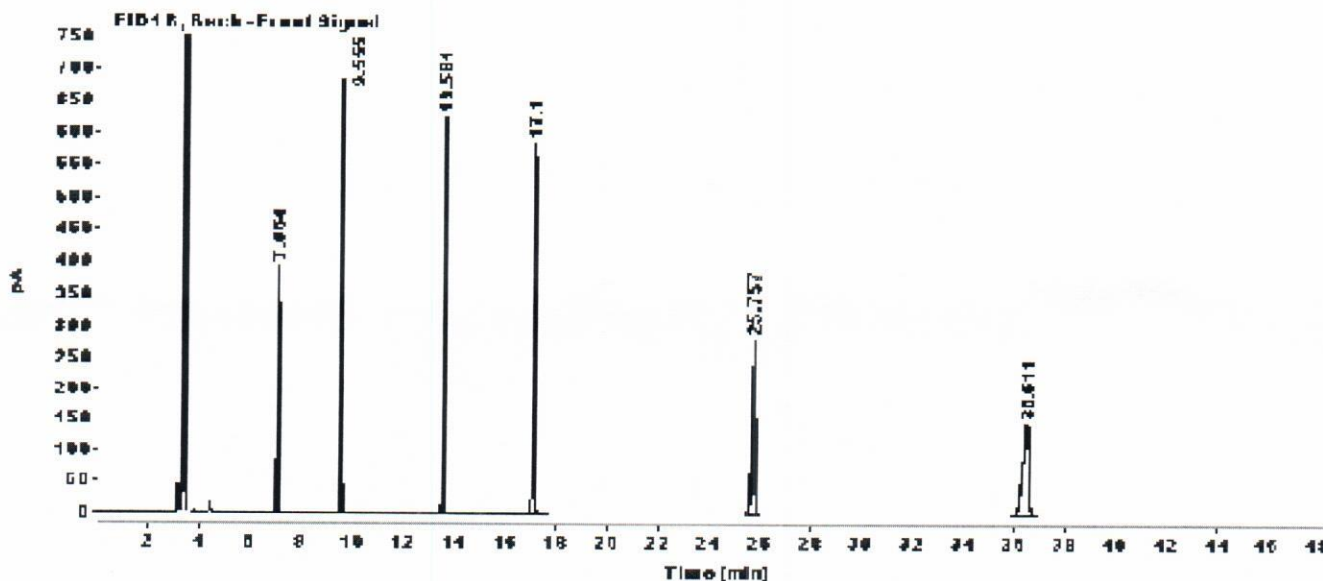
Mary Beth O'Donnell
CSM/TC



CERTIFICATE OF ANALYSIS

Gas Chromatography / Flame Ionization Detector (GC/FID)

Data file: C:\CHEM32\1\DATA\2021 DATA\0621\1\M-PPHC8X12.D
 Sample name: M-PPHC8X12
 Acq. method: SCREEN-BACK.M
 Instrument: GC3
 Injection date: 6/9/2021 11:58:12 AM
 Column name: RTX-5MS (30m x 0.25mm x 0.5µm)
 Location: 201
 Injection Vol: 1.000
 # Of Injections: 1



Signal: FID1 B, Back - Front Signal

| RT [min] | Type | Width [min] | Area | Height | Area% |
|----------|------|-------------|------------|----------|---------|
| 7.064 | BB | 0.0442 | 1119.2875 | 393.3396 | 8.4245 |
| 9.555 | BV R | 0.0512 | 2239.5649 | 684.7053 | 16.8565 |
| 13.581 | BB | 0.0598 | 2394.9761 | 624.3607 | 18.0262 |
| 17.100 | BB | 0.0685 | 2531.9221 | 584.9907 | 19.0569 |
| 25.757 | BB | 0.1314 | 2450.2429 | 284.7773 | 18.4422 |
| 36.511 | BB | 0.2375 | 2550.0964 | 149.1623 | 19.1937 |
| Sum | | | 13286.0900 | | |



CERTIFICATE OF ANALYSIS

Catalog No: S-14500-R2
Description: Custom Semi-Volatile Standard
Lot: 220021255-02
Solvent: Dichloromethane
Hazards: Refer to SDS for complete safety information

Date Certified: Aug 31, 2021
Expiration: Oct 1, 2022
Sample Size: 1 mL
Components: 10
Storage Condition: Freeze (<-10 °C)/Sonicate



Certified Reference Material



| Component | CAS # | Purity % (GC/MS) | Prepared Concentration ² (µg/mL) | Certified Analyte Concentration ¹ (µg/mL) |
|-------------------------|-----------|---------------------|---|--|
| Pyridine | | | | |
| 4-Chlorophenol | 110-86-1 | 98.7 | 2026 | 2000 |
| 1-Methylnaphthalene | 106-48-9 | 100.0 | 2019 | 2019 |
| N-Nitrosodiphenylamine | 90-12-0 | 98.5 | 2003 | 1973 |
| 4-Chloro-2-methylphenol | 86-30-6 | 100.0 | 2022 | 2022 |
| Benzoic acid | 1570-64-5 | 97.0 | 2069* | 2007 |
| Aniline | 65-85-0 | 99.5 | 2010 | 2000 |
| Benzyl alcohol | 62-53-3 | 98.0 | 2002 | 1962 |
| Triallate | 100-51-6 | 99.9 | 2011 | 2009 |
| o-Terphenyl | 2303-17-5 | 99.9 | 2013 | 2011 |
| | 84-15-1 | 99.9 | 2019 | 2017 |

ID #: 14279
Opened: _____
Custom Semi-Volatile Standard
Expires: 10/1/2022
Rec'd: 9/16/2021
Enerav Laboratories Inc 1120 So. 27th Street
Billings MT 59107

This Certified Reference Material was verified in accordance with ISO/IEC 17025

* Weight compensated to 100% purity.

A product with a suffix (-1A, -2B, etc. or -01, -02, etc.) on its lot number has had its expiration date extended and is identical to the same lot number without the suffix.

² All weights are traceable through NIST, Test No. 684/289871-17

¹ Certified Analyte Concentration = Purity x Prepared Concentration.


The Uncertainty associated with the certified concentration reported on this certificate is ±2.4%. This value is the combined expanded uncertainty and represents an estimated standard deviation equal to the positive square root of the total variation of the uncertainty of components. A normal distribution is assumed and a coverage factor of K=2 is chosen using approximately a 95% confidence level.

Labels and certificates follow U.S. Conventions in reporting numerical values: A comma (,) is used to separate units of one-thousand or greater. A period (.) is used as a decimal place marker.

The information on this certificate may not be reproduced without the express permission of the manufacturer. See reverse side for additional information

Hazard Information: Please refer to the SDS for information regarding the hazards associated with using this material.

This product was prepared according to in-house procedures and is guaranteed to be homogeneous.

Certified By: 
Larry Decker, Organic QC Manager

For use in routine laboratory analysis.