



908 North Temperance Ave. ▽ Clovis, CA 93611 ▽ Phone 559-275-2175 ▽ Fax 559-275-4422

Certification Number: CA1312  
NELAP Certification number: CA00046  
DoD-ELAP Certificate number: 4064.01

## Data Validatable Report

December 27, 2021

AECOM  
1001 Bishop Street, Suite 1600  
Honolulu, Hawaii 96813

Attn: Alethea Ramos

Title: Report of Data: Case 98300

Project: 60571032 CV18F0126 Red Hill Fuel Storage, HI

Contract #: Prime contract # for DoD: NAVY CLEAN N62742-17-F-1800, CV18F0126  
Subcontract: 18S-22209-HI27

Dear Ms. Ramos:

Four water samples were received November 19, 2021. Written results for the requested analyses are being provided on this December 27, 2021.

Results in this report apply to the samples analyzed in accordance with the chain of custody document. This analytical report must be reproduced in its entirety.

If you have any questions or require further information, please contact your APPL Project Manager, Libby Cheeseborough, libby@applinc.com, at your convenience. Thank you for choosing APPL, Inc.

I certify that this data package is in compliance with the terms and conditions of the contract, both technically and for completeness, for other than the conditions detailed above. These test results meet all requirements of NELAC and DoD QSM. Release of the hard copy has been authorized by the Laboratory Manager or his designee, as verified by the following signature.

Loren Portwood, Laboratory Director  
APPL, Inc.

LP/lac  
Enclosure  
cc: File

Data Validation Package  
for  
60571032 CV18F0126 Red Hill Fuel Storage  
APPL SDG 98300  
TABLE OF CONTENTS

LABORATORY NAME: APPL, Inc.

Case Narrative	<u>3</u>
Sample Management Records	<u>7</u>
Sample Results	<u>13</u>
QC Forms	<u>32</u>
Method 8015B Calibration Data	<u>77</u>
Method 8015B Raw Data	<u>109</u>
Method 8015B Silica Gel Calibration Data	<u>127</u>
Method 8015B Silica Gel Raw Data	<u>210</u>
Method 8015B Blank Calibration Data	<u>233</u>
Method 8015B Blank Raw Data	<u>259</u>
Method 8270D SIM Calibration Data	<u>276</u>
Method 8270D SIM Raw Data	<u>305</u>
Method 8260B Calibration Data	<u>328</u>
Method 8260B Raw Data	<u>440</u>
Method 8260B GRO Calibration Data	<u>464</u>
Method 8260B GRO Raw Data	<u>512</u>
Inorganic Analyses and Calibration Raw Data	<u>541</u>

# **CASE NARRATIVE**

# Case Narrative

ARF: 98300

Project: 60571032 CV18F0126 Red Hill Fuel Storage. HI

## **Sample Receipt Information:**

Four water samples were received November 19, 2021 at 1.1°C. The sample group was assigned Analytical Request Form (ARF) number 98300.

## **Sample Preparation and Analysis Information:**

For the EPA 8015B analysis, the samples were extracted according to EPA method 3520C. The sample extracts were silica gel cleaned according to APPL's SOP CLN004 and analyzed.

For the EPA 8015B analysis, pre-extraction sample blanks were extracted according to EPA method 3520C before the method QC and field samples. The sample blanks are included in this report.

For the EPA 8270D SIM analysis, the sample was extracted according to EPA method 3520C.

For the EPA 8260B analysis, the samples were purged according to EPA method 5030B.

For the EPA 9060A analysis, the samples were prepared according to the methods.

Only the portion of the injection log relative to these samples is included. A full sequence log is available upon request. Measurement uncertainty can be reported upon request.

## **Analytical Exceptions, Deviations and Abnormalities.**

**EPA 8015B:** The opening CCV, file 1129054.D, recovers the surrogate Ortho-terphenyl above the control limit. CCV files 1201008.D and 1202022.D recover the surrogate Ortho-terphenyl below the control limit. The associated surrogate recoveries were acceptable.

**EPA 8015B SGC:** The CCV, file 1202063, recovers decanic acid above the control limit. The CCV, file 1202082, recovers the surrogate Ortho-terphenyl below the control limit. The associated surrogate recoveries were acceptable.

**EPA 8015 Blank:** The opening CCV, file 1124031.D, recovers DRO and the surrogate Octacosane above the control limit. There were no detections with the associated samples; the surrogate recoveries were acceptable.

qryCOC\_APPLCaseNarrativeReport

<b>SDG</b>	<b>Received</b>	<b>Client ID</b>	<b>APPL ID</b>	<b>Collected DateTime</b>	<b>Matrix</b>	<b>Method</b>	<b>Method Description</b>
98300	11/19/2021	ERH1923	BA46820	11/17/2021 3:20:00 PM	WATER	EPA 8260B	EPA 8260B BTEX WATER
98300	11/19/2021	ERH1923	BA46820	11/17/2021 3:20:00 PM	WATER	EPA 8260B	EPA 8260B GRO WATER
98300	11/19/2021	ERH1924	BA46821	11/17/2021 3:25:00 PM	WATER	EPA 8260B	EPA 8260B BTEX WATER
98300	11/19/2021	ERH1924	BA46821	11/17/2021 3:25:00 PM	WATER	EPA 8015B-eHL	EPA 8015B TPH WATER L-L SGC
98300	11/19/2021	ERH1924	BA46821	11/17/2021 3:25:00 PM	WATER	EPA 8015B-eHL	EPA 8015B TPH LIQ-LIQ
98300	11/19/2021	ERH1924	BA46821	11/17/2021 3:25:00 PM	WATER	EPA 8260B	EPA 8260B GRO WATER
98300	11/19/2021	ERH1924	BA46821	11/17/2021 3:25:00 PM	WATER	8270D-SIM	EPA 8270D SIM LIQ-LIQ
98300	11/19/2021	ERH1924	BA46821	11/17/2021 3:25:00 PM	WATER	SW846 9060A	9060A TOC
98300	11/19/2021	ERH1926	BA46822	11/17/2021 10:45:00 AM	WATER	EPA 8260B	EPA 8260B BTEX WATER
98300	11/19/2021	ERH1926	BA46822	11/17/2021 10:45:00 AM	WATER	EPA 8260B	EPA 8260B GRO WATER
98300	11/19/2021	ERH1927	BA46823	11/17/2021 10:50:00 AM	WATER	EPA 8260B	EPA 8260B BTEX WATER
98300	11/19/2021	ERH1927	BA46823	11/17/2021 10:50:00 AM	WATER	EPA 8015B-eHL	EPA 8015B TPH WATER L-L SGC
98300	11/19/2021	ERH1927	BA46823	11/17/2021 10:50:00 AM	WATER	EPA 8015B-eHL	EPA 8015B TPH LIQ-LIQ
98300	11/19/2021	ERH1927	BA46823	11/17/2021 10:50:00 AM	WATER	EPA 8260B	EPA 8260B GRO WATER
98300	11/19/2021	ERH1927	BA46823	11/17/2021 10:50:00 AM	WATER	8270D-SIM	EPA 8270D SIM LIQ-LIQ
98300	11/19/2021	ERH1927	BA46823	11/17/2021 10:50:00 AM	WATER	SW846 9060A	9060A TOC
98300	11/19/2021	ERH1924 BLANK	BA46824	11/17/2021 3:25:00 PM	WATER	EPA 8015B-eHL	EPA 8015B TPH LIQ-LIQ
98300	11/19/2021	ERH1927 BLANK	BA46825	11/17/2021 10:50:00 AM	WATER	EPA 8015B-eHL	EPA 8015B TPH LIQ-LIQ

## Abbreviations and Flags


FLAG	DESCRIPTION
#	Recovery or RPD outside control limits
*	Recovery or RPD outside control limits
B	Analyte detected in associated method blank
C1	Reason for correction: wrote incorrect response
C2	Reason for correction: calculated incorrectly
C3	Reason for correction: needs to be rechecked
C4	Reason for correction: data not usable
DO	Diluted out
E	Exceeds linear range
F	Estimated value
G1	Includes a wide range of hydrocarbons which does not match our gasoline standard
G10	Includes a match to hydrocarbon profiles within the range of mineral spirits
G11	Includes a match to hydrocarbon profiles within the range of JP-4
G12	Pattern does not match the gasoline standard; the carbon range for this sample is consistent with JP8
G13	Closely resembles the hydrocarbon profile of aviation gasoline
G14	Analyte concentration may be biased due to carry over
G2	Closely resembles the boiling point hydrocarbon profile consistent with weathered gasoline
G3	Includes higher boiling hydrocarbons
G4	Includes dominant peak(s) not indicative of petroleum hydrocarbons
G5	Is mainly dominant peak(s) not indicative of petroleum hydrocarbons
G6	Contains recognizable contaminant peak(s) which has been removed from quantitation
G7	Is mainly a match to hydrocarbons within the range of gasoline
G8	Closely resembles the boiling point hydrocarbon profile consistent with weathered gasoline
G9	Includes hydrocarbons within the range of kerosene
J	Estimated value
M	Matrix effect
MI1	Manual integration: integration does not follow baseline
MI2	Manual integration: non-target peak interference
MI3	Manual integration: to split a peak that was integrated as one peak by the computer
MI4	Manual integration: to integrate a split peak
MI5	Manual integration: the whole peak or part of the peak was not integrated
MI6	Manual integration: computer integrated wrong peak
MI7	Manual integration: other - explain
MDL	Method detection limit
ND	Not detected
NT	Non-target
Q	Acceptance criteria not met
T1 I	Includes wide range of hydrocarbons not indicative of diesel
T1 M	Is mainly wide range of hydrocarbons not necessarily indicative of diesel
T2 I	Includes lower boiling hydrocarbons, i.e. mineral spirits, kerosene, stoddard solvent, white gas
T2 M	Is mainly lower boiling hydrocarbons, i.e. mineral spirits, kerosene, stoddard solvent, white gas
T3 I	Includes higher boiling hydrocarbons, i.e. asphaltene, waster oil, motor oil, or weathered diesel fuel
T3 M	Is mainly higher boiling hydrocarbons, i.e. asphaltene, waster oil, motor oil, or weathered diesel fuel
T4 I	Includes dominant peak(s) not indicative of hydrocarbons
T4 M	Is mainly dominant peak(s) not indicative of hydrocarbons
T5	Contains recognizable contaminant peak(s) which has been removed from quantitation
T6	Is mainly a match to hydrocarbons within range of diesel fuel
T7	Closely resembles the boiling point hydrocarbon profile consistent with diesel fuel
T8	Includes a match to hydrocarbon profiles within range of diesel and kerosene fuel
T9 I	Includes non-diesel hydrocarbons within boiling point range of diesel fuel
T9 M	Is mainly non-diesel hydrocarbons within boiling point range of diesel fuel.
Y	Percent difference between primary and confirmation column > 40%

**SAMPLE RECORDS MANAGEMENT**  
**CHAIN OF CUSTODY,**  
**ARF, CRF, AND**  
**CLIENT COMMUNICATION**

# APPL - Analysis Request Form

**98300**




Client: AECOM  
 Address: 1001 Bishop Street, Suite 1600  
Honolulu, HI 96813  
 Attn: Alethea Ramos  
 Phone: 808-954-4536 Fax: 808-523-8950  
 Job: 60571032 CV18F0126 Red Hill Fuel Storag  
 PO #: 18S-22209-HI27 PO# 102604  
 Chain of Custody (Y/N) Y 53117  
 RAD Screen (Y/N): Y pH (Y/N): Y  
 Turn Around Type: 1 WEEK

Received by: MSA   
 Date Received: 11/19/21 Time: 11:45  
 Delivered by: FEDEX  
 Shuttle Custody Seals (Y/N): Y Time Zone: -10  
 Chest Temp(s): 1.1°C  
 Color: VFRG/Receiving  
 Samples Chilled until Placed in Refrig/Freezer: Y  
 Project Manager: Libby Cheesebor  
 QC Report Type: DVP4DOD/EQUIS/HI  
 Due Date: 11/26/21

**Comments:**

PM: login and F1s to Margie.Pascua@aecom.com & alethea.ramos@aecom.com  
 AN: 7 day TAT for Form 1s; 21 day TAT for PKG STYLE 1; DOD v5.1; DOD Forms: LOD database  
 Report MS/MSD/DUPs when AECOM sample used.  
 8260: BTEX & TPH-G only; 8270 SIM: 1-methylnaphthalene, 2-methylnaphthalene & naphthalene only.  
 TPH-D/O both with and w/o SGC, reverse surrog for SGC; DO NOT Q-DELETE.  
 FR: email ftp info to Margie, alethea.ramos@aecom.com, Stella, trommelfanger@lab-data.com & jcanlas@la  
 EDD: AECOM EQUIS EDD 2.5.3 to alethea.ramos@, Margie.Pascua@aecom.com, jecklund@lab-data.com

<p><u>Sample Distribution:</u>                  GC: 2-\$DOC53SGCW5LIQ, 2-\$DOC53W5LIQ, 2-\$SIM53LIQ51, 2-\$RHBLKETBLK                  Extractions: 2- LIQ003, 4- LIQ005, 2- LIQ005SGC                  VOA: 4-\$86BTOTXDOD5W, 4-\$GASBL, 4-\$GRO86BW                  Wetlab: 2-\$TOCW53</p>	<p><u>Charges:</u></p>	<p><u>Invoice To:</u>                  ACCOUNTS PAYABLE                  1001 Bishop Street, Ste 1600                  USAPImaging@aecom.com                  mary.basano@aecom.com</p>
---	------------------------	---

Client ID	APPL ID	Sampled	Analyses Requested
1. ERH1923	LCSD BA46820W 	11/17/21 15:20	\$86BTOTXDOD5W, \$GASBL, \$GRO86BW -- See Comments
2. ERH1924	LCSD BA46821W 	11/17/21 15:25	\$86BTOTXDOD5W, \$DOC53SGCW5LIQ, \$DOC53W5LIQ, \$GASBL, \$GRO86BW, \$SIM53LIQ51, \$TOCW53 -- See Comments
3. ERH1926	LCSD BA46822W 	11/17/21 10:45	\$86BTOTXDOD5W, \$GASBL, \$GRO86BW -- See Comments



# APPL - Analysis Request Form

98300

---

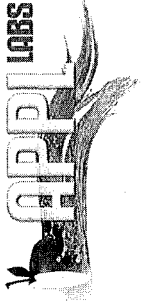
4. ERH1927	LCSD	BA46823W	11/17/21	10:50	\$86BTOTXDOD5W, \$DOC53SGCW5LIQ, \$DOC53W5LIQ, \$GASBL, \$GRO86BW, \$SIM53LIQ51, \$TOCW53 -- See Comments
<hr/>					
5. ERH1924 BLANK	LCSD	BA46824W	11/17/21	15:25	\$RHBLKETBLK -- See Comments
<hr/>					
6. ERH1927 BLANK	LCSD	BA46825W	11/17/21	10:50	\$RHBLKETBLK -- See Comments

# APPL Sample Receipt Form

ARF# 98300

Sample	Container Type	Count	p
BA46820	13 VOAs - HCL	4	NA
BA46821	13 VOAs - HCL	4	NA
	17 Amber Liter	2	NA
	32 Clear VOA - H2SO4	2	NA
	39 Amber Liter, HCL prsvd	2	1.3
BA46822	13 VOAs - HCL	4	NA
BA46823	13 VOAs - HCL	4	NA
	17 Amber Liter	2	NA
	32 Clear VOA - H2SO4	2	NA
	39 Amber Liter, HCL prsvd	2	1.3
BA46824	39 Amber Liter, HCL prsvd	1	NA
BA46825	39 Amber Liter, HCL prsvd	1	NA

Sample    Container Type    Count    p



APPL, Inc.  
908 N Temperance Ave  
Clovis, CA 93611  
www.applinc.com

Phone: (559) 275-2175  
Fax: (559) 275-4422 #3  
coc@applinc.com C.O.C. 53117 NOI

98300

1/1

**Report to:** \_\_\_\_\_ **PLEASE PRINT**

**Company Name:** \_\_\_\_\_ **Phone:** \_\_\_\_\_

**Address:** \_\_\_\_\_ **Fax:** \_\_\_\_\_

AECOM  
1001 Bishop St., Suite 1600  
Honolulu, HI 96813  
Attn: Alethea Ramos (808)521-3051  
Alethea.Ramos@aecom.com

**Invoice to:** \_\_\_\_\_ **PLEASE PRINT**

**Company Name:** \_\_\_\_\_ **Phone:** \_\_\_\_\_

**Address:** \_\_\_\_\_ **Fax:** \_\_\_\_\_

AECOM  
1001 Bishop St., Suite 1600  
Honolulu, HI 96813  
Attn: Sheree Smith (808)521-3051  
Sheree.Smith@aecom.com  
USAImaging@aecom.com

Project Name/Number	Sampler (Print)	Sampler (Signature)			Location	Date Collected	Time Collected	Time Zone
		GM, NL CF						
60571032.02.20.01	GM, NL CF	<i>[Signature]</i>			GM, NL CF	11/17/21	15:20	IST
102604								
ERH1923	Tap Blank							
ERH1924	RHMW03					15:25		
ERH1926	Tap Blank					10:49		
ERH1927	RHMW05					10:50		

No. of Containers	Matrix			Analysis Requested/Method Number						Date Shipped:	Carrier:	Waybill No.:	Comments:				
	Ag	Sed.	Soil	BTEX W5260	TPH-G W5260	TPH-90 W5260	TPH-90 W5260	TPH-90 W5260	TPH-90 W5260					TPH-90 W5260	TPH-90 W5260	TPH-90 W5260	TPH-90 W5260
4	X			X	X	X	X	X	X	X	X		11/18/21	FedEx		Note: Log NOI in separate SDs from other COCs.	
10	X			X	X	X	X	X	X	X	X					TPH-90 and PAH's used liquid-liquid extraction;	
4	X			X	X	X	X	X	X	X	X					*Naphthalene	
10	X			X	X	X	X	X	X	X	X					1-methylnaphthalene	
																2-methylnaphthalene	

*JAN 10/18/21*

Shuttle Temperature: R3 3.0/1.1°C

Turnaround Requested:  Standard 2-3 wk  One week  24/48 Hrs.  Other: \_\_\_\_\_

**Relinquished by sampler:**

Date	Time	Received by:	Date	Time	Received by:
11/19/21	15:00	Tianzhun Nie	11-19	1145	Sheree Smith

**Relinquished by:** \_\_\_\_\_

**Returned to client:**  **Disposal by Lab (30-day retention):** \_\_\_\_\_

**Received by:** \_\_\_\_\_ **Time:** \_\_\_\_\_

**Received at lab by:** \_\_\_\_\_ **Time:** \_\_\_\_\_

White: Return to client with report  
Yellow: Laboratory Copy  
See reverse side for Container Preservative and Sampling Information

COOLER RECEIPT FORM

ARF: 98300

- 1) Project: 60571032 CV18F0126 Red Hill Fuel Storage Date Received: 11/19/2021
2) Coolers: Number of Coolers: 1
3) YES Were custody seals present and intact? How many? 2 Name/Date on seal? SEE BELOW
4) YES Was there a shipping slip? Carrier name: FEDEX
5) Type of packing in cooler: X bubble wrap popcorn foam X plastic bags other
X wet ice dry ice no ice gel ice
6) YES Were cooler temperatures acceptable?
7) Serial number of calibrated thermometer used: R3 CF:-1.9°C
8) Cooler temp(s): In °C. Thermometer Temp / Corrected Temp
1: 3.0/1.1 2: 3: 4: 5: 6:
7: 8: 9: 10: 11: 12:

Chain of custody:

- 9) YES Was a chain of custody received?
10) YES Were the custody papers complete/signed in the appropriate places?

Sample Labels:

- 11) YES Were all sample labels complete (sample ID, date/time of sampling, etc.)?
12) YES Did all container labels agree with custody papers?

Sample Containers:

- 13) YES Were all containers sealed in separate bags?
14) YES Did all containers arrive in good condition:(unbroken, no leakage, no cracked/broken lids)?
15) YES Were correct containers and preservatives used for the tests indicated?
16) YES Was a sufficient amount of sample sent for tests indicated?
17) No NA Were bubbles present in volatile samples?

If yes, the following were received with air bubbles:

Larger than a pea:

Smaller than a pea:

Preservation Hold time:

- 18) Yes Was a sufficient amount of holding time remaining to analyze the samples?
19) Yes Was the pH taken of all non-VOA preserved samples and written on the sample container?
20) Yes Was the pH of acid preserved non-VOA samples < 2?
21) NA Was the pH of the "basic" preserved samples for Cyanide > 12, Sulfide >9, Hexchrom >9?
22) NO Were unpreserved VOA Vials received for VOA Dept analysis?
23) NA If "yes", are the unpreserved VOA vials noted in the ADD TEST FIELD on the ARF?

pH strip lot number: HC046681

Lab notified if pH was not adequate:

Notes/Deficiencies:

CUSTODY SEAL

APPL, Inc. (559) 275-2175

Initials BS Date 11/18/21

Personnel receiving samples: CH
Personnel labeling samples: CH, Kay
Project manager notified: MS
Name of client notified:

Second reviewer: MS
Date/Time of notification 11/19/2021
Date/Time of notification

## **SAMPLE RESULTS**

## EPA 8015B TPH WATER L-L SGC

AECOM  
1001 Bishop Street, Suite 1600  
Honolulu, HI 96813

APPL Inc.  
908 North Temperance Avenue  
Clovis, CA 93611

Attn: Alethea Ramos

Project: 60571032 CV18F0126 Red Hill Fuel Storage

ARF: 98300

**Sample ID: ERH1924**

**APPL ID: BA46821**

Sample Collection Date: 11/17/21

QCG: #DOC53-211122A1-271642

Method	Analyte	Result	LOQ	LOD	DL	Units	Extraction Date	Analysis Date
EPA 8015B-e	DIESEL (C10-C24)	300.0 U	320	300.0	150.0	ug/L	11/22/21	12/14/21
EPA 8015B-e	OIL (C24-C40)	220 J	320	300.0	150.0	ug/L	11/22/21	12/14/21
EPA 8015B-e	SURROGATE: (R) DECANOIC ACID (S)	0.0	0-1			%	11/22/21	12/14/21
EPA 8015B-e	SURROGATE: OCTACOSANE (S)	100.63	60-142			%	11/22/21	12/14/21
EPA 8015B-e	SURROGATE: ORTHO-TERPHENYL (S)	75.92	56-125			%	11/22/21	12/14/21

J = Estimated value.

Quant Method: DOC1212.M
Run #: 1213027
Instrument: Apollo
Sequence: 211213
Dilution Factor: 1
Initials: KAB

Printed: 12/15/2021 12:11:42 PM  
APPL-F1-SC-NoMC-REG MDLs-DOD

## EPA 8015B TPH LIQ-LIQ

AECOM  
1001 Bishop Street, Suite 1600  
Honolulu, HI 96813

Attn: Alethea Ramos  
Project: 60571032 CV18F0126 Red Hill Fuel Storage

**Sample ID: ERH1924**  
Sample Collection Date: 11/17/21

APPL Inc.  
908 North Temperance Avenue  
Clovis, CA 93611

ARF: 98300  
**APPL ID: BA46821**  
QCG: #DOC53-211122A-271197

Method	Analyte	Result	LOQ	LOD	DL	Units	Extraction Date	Analysis Date
EPA 8015B-e	DIESEL (C10-C24)	190 J	320	300.0	150.0	ug/L	11/22/21	12/02/21
EPA 8015B-e	OIL (C24-C40)	220 J	320	300.0	150.0	ug/L	11/22/21	12/02/21
EPA 8015B-e	SURROGATE: OCTACOSANE (S)	99.9	60-142			%	11/22/21	12/02/21
EPA 8015B-e	SURROGATE: ORTHO-TERPHENYL (S)	76.9	56-125			%	11/22/21	12/02/21

J = Estimated value.

Quant Method: DOC1028.M
Run #: 1202013
Instrument: Apollo
Sequence: 211202
Dilution Factor: 1
Initials: KAB

Printed: 12/15/2021 12:11:42 PM  
APPL-F1-SC-NoMC-REG MDLs-DOD

## EPA 8015B TPH WATER L-L SGC

AECOM  
1001 Bishop Street, Suite 1600  
Honolulu, HI 96813

APPL Inc.  
908 North Temperance Avenue  
Clovis, CA 93611

Attn: Alethea Ramos

Project: 60571032 CV18F0126 Red Hill Fuel Storage

ARF: 98300

**Sample ID: ERH1927**

**APPL ID: BA46823**

Sample Collection Date: 11/17/21

QCG: #DOC53-211122A1-271642

Method	Analyte	Result	LOQ	LOD	DL	Units	Extraction Date	Analysis Date
EPA 8015B-e	DIESEL (C10-C24)	300.0 U	320	300.0	150.0	ug/L	11/22/21	12/14/21
EPA 8015B-e	OIL (C24-C40)	290 J	320	300.0	150.0	ug/L	11/22/21	12/14/21
EPA 8015B-e	SURROGATE: (R) DECANOIC ACID (S)	0.0	0-1			%	11/22/21	12/14/21
EPA 8015B-e	SURROGATE: OCTACOSANE (S)	113.49	60-142			%	11/22/21	12/14/21
EPA 8015B-e	SURROGATE: ORTHO-TERPHENYL (S)	84.11	56-125			%	11/22/21	12/14/21

J = Estimated value.

Quant Method: DOC1212.M
Run #: 1213028
Instrument: Apollo
Sequence: 211213
Dilution Factor: 1
Initials: KAB

Printed: 12/15/2021 12:11:42 PM  
APPL-F1-SC-NoMC-REG MDLs-DOD



## EPA 8015B TPH LIQ-LIQ

AECOM  
1001 Bishop Street, Suite 1600  
Honolulu, HI 96813

APPL Inc.  
908 North Temperance Avenue  
Clovis, CA 93611

Attn: Alethea Ramos

Project: 60571032 CV18F0126 Red Hill Fuel Storage

ARF: 98300

**Sample ID: ERH1927**

**APPL ID: BA46823**

Sample Collection Date: 11/17/21

QCG: #DOC53-211122A-271197

Method	Analyte	Result	LOQ	LOD	DL	Units	Extraction Date	Analysis Date
EPA 8015B-e	DIESEL (C10-C24)	300.0 U	320	300.0	150.0	ug/L	11/22/21	12/02/21
EPA 8015B-e	OIL (C24-C40)	150 J	320	300.0	150.0	ug/L	11/22/21	12/02/21
EPA 8015B-e	SURROGATE: OCTACOSANE (S)	98.4	60-142			%	11/22/21	12/02/21
EPA 8015B-e	SURROGATE: ORTHO-TERPHENYL (S)	73.0	56-125			%	11/22/21	12/02/21

J = Estimated value.

Quant Method: DOC1028.M
Run #: 1202014
Instrument: Apollo
Sequence: 211202
Dilution Factor: 1
Initials: KAB

Printed: 12/15/2021 12:11:42 PM  
APPL-F1-SC-NoMC-REG MDLs-DOD

## EPA 8015B TPH LIQ-LIQ

AECOM  
1001 Bishop Street, Suite 1600  
Honolulu, HI 96813

APPL Inc.  
908 North Temperance Avenue  
Clovis, CA 93611

Attn: Alethea Ramos

Project: 60571032 CV18F0126 Red Hill Fuel Storage

ARF: 98300

**Sample ID: ERH1924 BLANK**

**APPL ID: BA46824**

Sample Collection Date: 11/17/21

QCG: #RHBLK-211119A-271109

Method	Analyte	Result	LOQ	LOD	DL	Units	Extraction Date	Analysis Date
EPA 8015B-e	DIESEL (C10-C24)	300.0 U	320	300.0	150.0	ug/L	11/19/21	11/25/21
EPA 8015B-e	OIL (C24-C40)	300.0 U	320	300.0	150.0	ug/L	11/19/21	11/25/21
EPA 8015B-e	SURROGATE: OCTACOSANE (S)	85.5	60-142			%	11/19/21	11/25/21
EPA 8015B-e	SURROGATE: ORTHO-TERPHENYL (S)	69.3	56-125			%	11/19/21	11/25/21

Quant Method: DOC1028.M  
Run #: 1124043  
Instrument: Apollo  
Sequence: 211124  
Dilution Factor: 1  
Initials: KAB

Printed: 12/15/2021 12:11:42 PM  
APPL-F1-SC-NoMC-REG MDLs-DOD

## EPA 8015B TPH LIQ-LIQ

AECOM  
1001 Bishop Street, Suite 1600  
Honolulu, HI 96813

APPL Inc.  
908 North Temperance Avenue  
Clovis, CA 93611

Attn: Alethea Ramos

Project: 60571032 CV18F0126 Red Hill Fuel Storage

ARF: 98300

**Sample ID: ERH1927 BLANK**

**APPL ID: BA46825**

Sample Collection Date: 11/17/21

QCG: #RHBLK-211119A-271109

Method	Analyte	Result	LOQ	LOD	DL	Units	Extraction Date	Analysis Date
EPA 8015B-e	DIESEL (C10-C24)	300.0 U	320	300.0	150.0	ug/L	11/19/21	11/25/21
EPA 8015B-e	OIL (C24-C40)	300.0 U	320	300.0	150.0	ug/L	11/19/21	11/25/21
EPA 8015B-e	SURROGATE: OCTACOSANE (S)	94.3	60-142			%	11/19/21	11/25/21
EPA 8015B-e	SURROGATE: ORTHO-TERPHENYL (S)	76.4	56-125			%	11/19/21	11/25/21

Quant Method: DOC1028.M
Run #: 1124044
Instrument: Apollo
Sequence: 211124
Dilution Factor: 1
Initials: KAB

Printed: 12/15/2021 12:11:42 PM  
APPL-F1-SC-NoMC-REG MDLs-DOD

# EPA 8270D SIM LIQ-LIQ

AECOM  
1001 Bishop Street, Suite 1600  
Honolulu, HI 96813

APPL Inc.  
908 North Temperance Avenue  
Clovis, CA 93611

Attn: Alethea Ramos  
Project: 60571032 CV18F0126 Red Hill Fuel Storage

ARF: 98300  
**APPL ID: BA46821**  
QCG: #SIM53-211119AK-271866

**Sample ID: ERH1924**

Sample Collection Date: 11/17/21

Method	Analyte	Result	LOQ	LOD	DL	Units	Extraction Date	Analysis Date
8270D-SIM	1-METHYLNAPHTHALENE	0.10 U	0.2	0.10	0.04	ug/L	11/19/21	11/24/21
8270D-SIM	2-METHYLNAPHTHALENE	0.10 U	0.2	0.10	0.04	ug/L	11/19/21	11/24/21
8270D-SIM	NAPHTHALENE	0.10 U	0.2	0.10	0.04	ug/L	11/19/21	11/24/21
8270D-SIM	SURROGATE: 2-METHYLNAPHTHALEN	72.7	39-114			%	11/19/21	11/24/21
8270D-SIM	SURROGATE: FLUORANTHENE-D10 (S	67.6	58-120			%	11/19/21	11/24/21

Quant Method: K1019.M
Run #: 1124K036
Instrument: KYLO
Sequence: 211124
Dilution Factor: 1
Initials: LSI

Printed: 12/22/2021 1:17:57 PM  
APPL-F1-SC-NoMC-REG MDLs-DOD

# EPA 8270D SIM LIQ-LIQ

AECOM  
1001 Bishop Street, Suite 1600  
Honolulu, HI 96813

APPL Inc.  
908 North Temperance Avenue  
Clovis, CA 93611

Attn: Alethea Ramos

Project: 60571032 CV18F0126 Red Hill Fuel Storage

ARF: 98300

**Sample ID: ERH1927**

**APPL ID: BA46823**

Sample Collection Date: 11/17/21

QCG: #SIM53-211119AK-271866

Method	Analyte	Result	LOQ	LOD	DL	Units	Extraction Date	Analysis Date
8270D-SIM	1-METHYLNAPHTHALENE	0.10 U	0.2	0.10	0.04	ug/L	11/19/21	11/24/21
8270D-SIM	2-METHYLNAPHTHALENE	0.10 U	0.2	0.10	0.04	ug/L	11/19/21	11/24/21
8270D-SIM	NAPHTHALENE	0.10 U	0.2	0.10	0.04	ug/L	11/19/21	11/24/21
8270D-SIM	SURROGATE: 2-METHYLNAPHTHALEN	65.1	39-114			%	11/19/21	11/24/21
8270D-SIM	SURROGATE: FLUORANTHENE-D10 (S	69.3	58-120			%	11/19/21	11/24/21

Quant Method: K1019.M  
Run #: 1124K037  
Instrument: KYLO  
Sequence: 211124  
Dilution Factor: 1  
Initials: LSI

Printed: 12/22/2021 1:17:57 PM  
APPL-F1-SC-NoMC-REG MDLs-DOD

## EPA 8260B BTEX WATER

AECOM  
1001 Bishop Street, Suite 1600  
Honolulu, HI 96813

Attn: Alethea Ramos

Project: 60571032 CV18F0126 Red Hill Fuel Storage

**Sample ID: ERH1923**

Sample Collection Date: 11/17/21

APPL Inc.  
908 North Temperance Avenue  
Clovis, CA 93611

ARF: 98300

**APPL ID: BA46820**

QCG: #86BTO-211129AL-271149

Method	Analyte	Result	LOQ	LOD	DL	Units	Extraction Date	Analysis Date
EPA 8260B	BENZENE	0.60 U	2.0	0.60	0.30	ug/L	11/30/21	11/30/21
EPA 8260B	ETHYLBENZENE	1.00 U	2.0	1.00	0.46	ug/L	11/30/21	11/30/21
EPA 8260B	TOLUENE	0.60 U	2.0	0.60	0.30	ug/L	11/30/21	11/30/21
EPA 8260B	XYLENES (TOTAL)	0.60 U	4.0	0.60	0.30	ug/L	11/30/21	11/30/21
EPA 8260B	SURROGATE: 1,2-DICHLOROETHANE-	103	81-118			%	11/30/21	11/30/21
EPA 8260B	SURROGATE: 4-BROMOFLUOROBENZ	94.2	85-114			%	11/30/21	11/30/21
EPA 8260B	SURROGATE: DIBROMOFLUOROMETH	99.9	80-119			%	11/30/21	11/30/21
EPA 8260B	SURROGATE: TOLUENE-D8 (S)	96.4	89-112			%	11/30/21	11/30/21

Quant Method: L1129W.M  
Run #: 1129L37  
Instrument: Loki  
Sequence: 211129  
Dilution Factor: 2  
Initials: EOG

Printed: 12/1/2021 5:46:33 PM  
APPL-F1-SC-NoMC-REG MDLs-DOD

## EPA 8260B BTEX WATER

AECOM  
1001 Bishop Street, Suite 1600  
Honolulu, HI 96813

Attn: Alethea Ramos

Project: 60571032 CV18F0126 Red Hill Fuel Storage

**Sample ID: ERH1924**

Sample Collection Date: 11/17/21

APPL Inc.  
908 North Temperance Avenue  
Clovis, CA 93611

ARF: 98300

**APPL ID: BA46821**

QCG: #86BTO-211129AL-271149

Method	Analyte	Result	LOQ	LOD	DL	Units	Extraction Date	Analysis Date
EPA 8260B	BENZENE	0.30 U	1.0	0.30	0.15	ug/L	11/30/21	11/30/21
EPA 8260B	ETHYLBENZENE	0.50 U	1.0	0.50	0.23	ug/L	11/30/21	11/30/21
EPA 8260B	TOLUENE	0.30 U	1.0	0.30	0.15	ug/L	11/30/21	11/30/21
EPA 8260B	XYLENES (TOTAL)	0.30 U	2.0	0.30	0.15	ug/L	11/30/21	11/30/21
EPA 8260B	SURROGATE: 1,2-DICHLOROETHANE-	104	81-118			%	11/30/21	11/30/21
EPA 8260B	SURROGATE: 4-BROMOFLUOROBENZ	88.2	85-114			%	11/30/21	11/30/21
EPA 8260B	SURROGATE: DIBROMOFLUOROMETH	105	80-119			%	11/30/21	11/30/21
EPA 8260B	SURROGATE: TOLUENE-D8 (S)	92.5	89-112			%	11/30/21	11/30/21

Quant Method: L1129W.M  
Run #: 1129L38  
Instrument: Loki  
Sequence: 211129  
Dilution Factor: 1  
Initials: EOG

Printed: 12/1/2021 5:46:33 PM  
APPL-F1-SC-NoMC-REG MDLs-DOD

## EPA 8260B BTEX WATER

AECOM  
1001 Bishop Street, Suite 1600  
Honolulu, HI 96813

Attn: Alethea Ramos

Project: 60571032 CV18F0126 Red Hill Fuel Storage

**Sample ID: ERH1926**

Sample Collection Date: 11/17/21

APPL Inc.  
908 North Temperance Avenue  
Clovis, CA 93611

ARF: 98300

**APPL ID: BA46822**

QCG: #86BTO-211129AL-271149

Method	Analyte	Result	LOQ	LOD	DL	Units	Extraction Date	Analysis Date
EPA 8260B	BENZENE	0.30 U	1.0	0.30	0.15	ug/L	11/30/21	11/30/21
EPA 8260B	ETHYLBENZENE	0.50 U	1.0	0.50	0.23	ug/L	11/30/21	11/30/21
EPA 8260B	TOLUENE	0.30 U	1.0	0.30	0.15	ug/L	11/30/21	11/30/21
EPA 8260B	XYLENES (TOTAL)	0.30 U	2.0	0.30	0.15	ug/L	11/30/21	11/30/21
EPA 8260B	SURROGATE: 1,2-DICHLOROETHANE-	102	81-118			%	11/30/21	11/30/21
EPA 8260B	SURROGATE: 4-BROMOFLUOROBENZ	89.4	85-114			%	11/30/21	11/30/21
EPA 8260B	SURROGATE: DIBROMOFLUOROMETH	101	80-119			%	11/30/21	11/30/21
EPA 8260B	SURROGATE: TOLUENE-D8 (S)	94.0	89-112			%	11/30/21	11/30/21

Quant Method: L1129W.M  
Run #: 1129L39  
Instrument: Loki  
Sequence: 211129  
Dilution Factor: 1  
Initials: EOG

Printed: 12/1/2021 5:46:33 PM  
APPL-F1-SC-NoMC-REG MDLs-DOD



# EPA 8260B BTEX WATER

AECOM  
1001 Bishop Street, Suite 1600  
Honolulu, HI 96813

Attn: Alethea Ramos

Project: 60571032 CV18F0126 Red Hill Fuel Storage

**Sample ID: ERH1927**

Sample Collection Date: 11/17/21

APPL Inc.  
908 North Temperance Avenue  
Clovis, CA 93611

ARF: 98300

**APPL ID: BA46823**

QCG: #86BTO-211129AL-271149

Method	Analyte	Result	LOQ	LOD	DL	Units	Extraction Date	Analysis Date
EPA 8260B	BENZENE	0.30 U	1.0	0.30	0.15	ug/L	11/30/21	11/30/21
EPA 8260B	ETHYLBENZENE	0.50 U	1.0	0.50	0.23	ug/L	11/30/21	11/30/21
EPA 8260B	TOLUENE	0.30 U	1.0	0.30	0.15	ug/L	11/30/21	11/30/21
EPA 8260B	XYLENES (TOTAL)	0.30 U	2.0	0.30	0.15	ug/L	11/30/21	11/30/21
EPA 8260B	SURROGATE: 1,2-DICHLOROETHANE-	103	81-118			%	11/30/21	11/30/21
EPA 8260B	SURROGATE: 4-BROMOFLUOROBENZ	92.9	85-114			%	11/30/21	11/30/21
EPA 8260B	SURROGATE: DIBROMOFLUOROMETH	99.3	80-119			%	11/30/21	11/30/21
EPA 8260B	SURROGATE: TOLUENE-D8 (S)	95.9	89-112			%	11/30/21	11/30/21

Quant Method: L1129W.M  
Run #: 1129L40  
Instrument: Loki  
Sequence: 211129  
Dilution Factor: 1  
Initials: EOG

Printed: 12/1/2021 5:46:33 PM  
APPL-F1-SC-NoMC-REG MDLs-DOD

# EPA 8260B GRO WATER

AECOM  
1001 Bishop Street, Suite 1600  
Honolulu, HI 96813

Attn: Alethea Ramos  
Project: 60571032 CV18F0126 Red Hill Fuel Storage

**Sample ID: ERH1923**

Sample Collection Date: 11/17/21

APPL Inc.  
908 North Temperance Avenue  
Clovis, CA 93611

ARF: 98300

**APPL ID: BA46820**

QCG: #GRO86-211129AL-271135

Method	Analyte	Result	LOQ	LOD	DL	Units	Extraction Date	Analysis Date
EPA 8260B	GASOLINE RANGE ORGANICS	36.0 U	40	36.0	17.2	ug/L	11/30/21	11/30/21
EPA 8260B	SURROGATE: 4-BROMOFLUOROBENZ	94.2	85-114			%	11/30/21	11/30/21

Quant Method: LGAS1129.M  
Run #: 1129L37  
Instrument: Loki  
Sequence: 211129  
Dilution Factor: 2  
Initials: EOG

Printed: 12/1/2021 6:06:24 PM  
APPL-F1-SC-NoMC-REG MDLs-DOD

# EPA 8260B GRO WATER

AECOM  
1001 Bishop Street, Suite 1600  
Honolulu, HI 96813

Attn: Alethea Ramos  
Project: 60571032 CV18F0126 Red Hill Fuel Storage

**Sample ID: ERH1924**

Sample Collection Date: 11/17/21

APPL Inc.  
908 North Temperance Avenue  
Clovis, CA 93611

ARF: 98300

**APPL ID: BA46821**

QCG: #GRO86-211129AL-271135

Method	Analyte	Result	LOQ	LOD	DL	Units	Extraction Date	Analysis Date
EPA 8260B	GASOLINE RANGE ORGANICS	18.0 U	20	18.0	8.6	ug/L	11/30/21	11/30/21
EPA 8260B	SURROGATE: 4-BROMOFLUOROBENZ	88.2	85-114			%	11/30/21	11/30/21

Quant Method: LGAS1129.M  
Run #: 1129L38  
Instrument: Loki  
Sequence: 211129  
Dilution Factor: 1  
Initials: EOG

Printed: 12/1/2021 6:06:24 PM  
APPL-F1-SC-NoMC-REG MDLs-DOD

# EPA 8260B GRO WATER

AECOM  
1001 Bishop Street, Suite 1600  
Honolulu, HI 96813

Attn: Alethea Ramos  
Project: 60571032 CV18F0126 Red Hill Fuel Storage

**Sample ID: ERH1926**

Sample Collection Date: 11/17/21

APPL Inc.  
908 North Temperance Avenue  
Clovis, CA 93611

ARF: 98300

**APPL ID: BA46822**

QCG: #GRO86-211129AL-271135

Method	Analyte	Result	LOQ	LOD	DL	Units	Extraction Date	Analysis Date
EPA 8260B	GASOLINE RANGE ORGANICS	18.0 U	20	18.0	8.6	ug/L	11/30/21	11/30/21
EPA 8260B	SURROGATE: 4-BROMOFLUOROBENZ	89.4	85-114			%	11/30/21	11/30/21

Quant Method: LGAS1129.M  
Run #: 1129L39  
Instrument: Loki  
Sequence: 211129  
Dilution Factor: 1  
Initials: EOG

Printed: 12/1/2021 6:06:24 PM  
APPL-F1-SC-NoMC-REG MDLs-DOD

# EPA 8260B GRO WATER

AECOM  
1001 Bishop Street, Suite 1600  
Honolulu, HI 96813

Attn: Alethea Ramos  
Project: 60571032 CV18F0126 Red Hill Fuel Storage

**Sample ID: ERH1927**

Sample Collection Date: 11/17/21

APPL Inc.  
908 North Temperance Avenue  
Clovis, CA 93611

ARF: 98300

**APPL ID: BA46823**

QCG: #GRO86-211129AL-271135

Method	Analyte	Result	LOQ	LOD	DL	Units	Extraction Date	Analysis Date
EPA 8260B	GASOLINE RANGE ORGANICS	18.0 U	20	18.0	8.6	ug/L	11/30/21	11/30/21
EPA 8260B	SURROGATE: 4-BROMOFLUOROBENZ	92.9	85-114			%	11/30/21	11/30/21

Quant Method: LGAS1129.M  
Run #: 1129L40  
Instrument: Loki  
Sequence: 211129  
Dilution Factor: 1  
Initials: EOG

Printed: 12/1/2021 6:06:24 PM  
APPL-F1-SC-NoMC-REG MDLs-DOD

## Wet Lab Analysis

AECOM  
1001 Bishop Street, Suite 1600  
Honolulu, HI 96813

APPL Inc.  
908 North Temperance Avenue  
Clovis, CA 93611

Attn: Alethea Ramos

Project: 60571032 CV18F0126 Red Hill Fuel Storage

**Sample ID: ERH1924**

Sample Collection Date: 11/17/2021

**APPL ID: BA46821**

ARF: 98300

Method	Analyte	Result	LOQ	LOD	DL	Units	DF	Prep Date	Analysis Date
SW846 9060A	TOTAL ORGANIC CARBON	2.3	0.93	0.350	0.130	mg/L	1	11/30/21	11/30/21

## Wet Lab Analysis

AECOM  
1001 Bishop Street, Suite 1600  
Honolulu, HI 96813

APPL Inc.  
908 North Temperance Avenue  
Clovis, CA 93611

Attn: Alethea Ramos  
Project: 60571032 CV18F0126 Red Hill Fuel Storage

**Sample ID: ERH1927**

Sample Collection Date: 11/17/2021

**APPL ID: BA46823**

ARF: 98300

Method	Analyte	Result	LOQ	LOD	DL	Units	DF	Prep Date	Analysis Date
SW846 9060A	TOTAL ORGANIC CARBON	0.56 J	0.93	0.350	0.130	mg/L	1	11/30/21	11/30/21

J = Estimated value.

Printed: 12/1/2021 8:37:38 AM

APPL-F1-SC-NoMC-REG MDLs

# QC FORMS



# EPA 8015B-eHL

Form 2 & 8

## Surrogate Recovery

Lab Name: APPL, Inc.  
Case No: 98300  
Matrix: WATER

SDG No: 98300  
Date Analyzed: 12/1/2021  
Instrument: Apollo

APPL ID.	Client Sample No.	SURROGATE: OCTACOSANE (S)			SURROGATE: ORTHO-TERPHENYL (S)		
		Limits	Result	Qualifier	Limits	Result	Qualifier
211122A-BLK	Blank	60-142	80.5		56-125	65.3	
211122A-LCS	Lab Control Spike	60-142	88.7		56-125	80.7	
211122A-LCSD	Lab Control SpikeD	60-142	95.3		56-125	78.7	
BA46821	ERH1924	60-142	99.9		56-125	76.9	
BA46823	ERH1927	60-142	98.4		56-125	73.0	

Comments: Batch: #DOC53-211122A

Printed: 12/15/2021 12:13:42 PM  
Form 2 & 8, Surrogate Recovery Summary

# EPA 8015B-eHL

Form 2 & 8

## Surrogate Recovery

Lab Name: APPL, Inc.  
Case No: 98300  
Matrix: WATER

SDG No: 98300  
Date Analyzed: 12/3/2021  
Instrument: Apollo

APPL ID.	Client Sample No.	SURROGATE: (R) DECANOIC ACID (S)			SURROGATE: OCTACOSANE (S)		
		Limits	Result	Qualifier	Limits	Result	Qualifier
211122A1-BLK	Blank	0-1	0.0		60-142	115	
211122A1-LCS	Lab Control Spike	0-1	0.0		60-142	82.7	
211122A1-LCSD	Lab Control SpikeD	0-1	0.0		60-142	92.0	
BA46821	ERH1924	0-1	0.0		60-142	100.63	
BA46823	ERH1927	0-1	0.0		60-142	113.49	

Comments: Batch: #DOC53-211122A1

Printed: 12/15/2021 12:13:42 PM  
Form 2 & 8, Surrogate Recovery Summary

# EPA 8015B-eHL

Form 2 & 8

## Surrogate Recovery

Lab Name: APPL, Inc.  
Case No: 98300  
Matrix: WATER

SDG No: 98300  
Date Analyzed: 12/3/2021  
Instrument: Apollo

APPL ID.	Client Sample No.	SURROGATE: ORTHO-TERPHENYL (S)					
		Limits	Result	Qualifier	Limits	Result	Qualifier
211122A1-BLK	Blank	56-125	89.5				
211122A1-LCS	Lab Control Spike	56-125	72.7				
211122A1-LCSD	Lab Control SpikeD	56-125	82.0				
BA46821	ERH1924	56-125	75.92				
BA46823	ERH1927	56-125	84.11				

Comments: Batch: #DOC53-211122A1

Printed: 12/15/2021 12:13:42 PM  
Form 2 & 8, Surrogate Recovery Summary

# EPA 8015B-eHL

Form 2 & 8

## Surrogate Recovery

Lab Name: APPL, Inc.  
Case No: 98300  
Matrix: WATER

SDG No: 98300  
Date Analyzed: 11/25/2021  
Instrument: Apollo

APPL ID.	Client Sample No.	SURROGATE: OCTACOSANE (S)			SURROGATE: ORTHO-TERPHENYL (S)		
		Limits	Result	Qualifier	Limits	Result	Qualifier
211119A-BLK	Blank	60-142	92.7		56-125	75.2	
211119A-LCS	Lab Control Spike	60-142	94.0		56-125	76.7	
211119A-LCSD	Lab Control SpikeD	60-142	84.7		56-125	68.7	
BA46824	ERH1924 BLANK	60-142	85.5		56-125	69.3	
BA46825	ERH1927 BLANK	60-142	94.3		56-125	76.4	

Comments: Batch: #RHBLK-211119A

Printed: 12/15/2021 12:13:42 PM  
Form 2 & 8, Surrogate Recovery Summary

# EPA 8015B-eH

Form 4

## Blank Summary

Lab Name: APPL, Inc.  
Case No: 98300  
Matrix: WATER  
Blank ID: 211122A-BLK

SDG No: 98300  
Date Analyzed: 12/1/2021  
Instrument: Apollo  
Time Analyzed: 0024

<b>APPL ID.</b>	<b>Client Sample No.</b>	<b>File ID.</b>	<b>Date Analyzed</b>
211122A-BLK	Blank	1129069	12/1/2021 0024
211122A-LCS	Lab Control Spike	1129070	12/1/2021 0053
211122A-LCSD	Lab Control Spiked	1129071	12/1/2021 0121
BA46821	ERH1924	1202013	12/2/2021 1952
BA46823	ERH1927	1202014	12/2/2021 2020

Comments: Batch: #DOC53-211122A

Printed: 12/15/2021 12:13:01 PM  
Form 4, Blank Summary

# EPA 8015B-eH

Form 4

## Blank Summary

Lab Name: APPL, Inc.

SDG No: 98300

Case No: 98300

Date Analyzed: 12/3/2021

Matrix: WATER

Instrument: Apollo

Blank ID: 211122A1-BLK

Time Analyzed: 2047

<b>APPL ID.</b>	<b>Client Sample No.</b>	<b>File ID.</b>	<b>Date Analyzed</b>
211122A1-BLK	Blank	1202066	12/3/2021 2047
211122A1-LCS	Lab Control Spike	1202067	12/3/2021 2116
211122A1-LCSD	Lab Control Spiked	1202068	12/3/2021 2144
BA46821	ERH1924	1213027	12/14/2021 1257
BA46823	ERH1927	1213028	12/14/2021 1325

Comments: Batch: #DOC53-211122A1

Printed: 12/15/2021 12:13:01 PM  
Form 4, Blank Summary

# EPA 8015B-eH

Form 4

## Blank Summary

Lab Name: APPL, Inc.

SDG No: 98300

Case No: 98300

Date Analyzed: 11/25/2021

Matrix: WATER

Instrument: Apollo

Blank ID: 211119A-BLK

Time Analyzed: 0128

<b>APPL ID.</b>	<b>Client Sample No.</b>	<b>File ID.</b>	<b>Date Analyzed</b>
211119A-BLK	Blank	1124037	11/25/2021 0128
211119A-LCS	Lab Control Spike	1124038	11/25/2021 0156
211119A-LCSD	Lab Control Spiked	1124039	11/25/2021 0225
BA46824	ERH1924 BLANK	1124043	11/25/2021 0417
BA46825	ERH1927 BLANK	1124044	11/25/2021 0445

Comments: Batch: #RHBLK-211119A

Printed: 12/15/2021 12:13:01 PM  
Form 4, Blank Summary

**Method Blank**  
**EPA 8015B TPH LIQ-LIQ**

Blank Name/QCG: **211119W-46718 - 271109**  
Batch ID: #RHBLK-211119A

APPL Inc.  
908 North Temperance Avenue  
Clovis, CA 93611

Sample Type	Analyte	Result	LOQ	LOD	DL	Units	Extraction Date	Analysis Date
BLANK	DIESEL (C10-C24)	300.0 U	320	300.0	150.0	ug/L	11/19/2021	11/25/2021
BLANK	OIL (C24-C40)	300.0 U	320	300.0	150.0	ug/L	11/19/2021	11/25/2021
BLANK	SURROGATE: OCTACOSANE (S)	92.7	60-142			%	11/19/2021	11/25/2021
BLANK	SURROGATE: ORTHO-TERPHEN	75.2	56-125			%	11/19/2021	11/25/2021

Quant Method: DOC1028.M  
Run #: 1124037  
Instrument: Apollo  
Sequence: 211124  
Initials: KAB

GC SC-Blank-REG MDLs-DOD  
Printed: 12/15/2021 12:13:55 PM



**Method Blank**  
**EPA 8015B TPH LIQ-LIQ**

Blank Name/QCG: **211122W-46714 - 271197**  
Batch ID: #DOC53-211122A

APPL Inc.  
908 North Temperance Avenue  
Clovis, CA 93611

Sample Type	Analyte	Result	LOQ	LOD	DL	Units	Extraction Date	Analysis Date
BLANK	DIESEL (C10-C24)	300.0 U	320	300.0	150.0	ug/L	11/22/2021	12/1/2021
BLANK	OIL (C24-C40)	300.0 U	320	300.0	150.0	ug/L	11/22/2021	12/1/2021
BLANK	SURROGATE: OCTACOSANE (S)	80.5	60-142			%	11/22/2021	12/1/2021
BLANK	SURROGATE: ORTHO-TERPHEN	65.3	56-125			%	11/22/2021	12/1/2021

Quant Method: DOC1028.M  
Run #: 1129069  
Instrument: Apollo  
Sequence: 211129  
Initials: KAB

GC SC-Blank-REG MDLs-DOD  
Printed: 12/15/2021 12:13:55 PM

**Method Blank**  
**EPA 8015B TPH WATER L-L SGC**

Blank Name/QCG: **211122W-46714 - 271642**  
Batch ID: #DOC53-211122A1

APPL Inc.  
908 North Temperance Avenue  
Clovis, CA 93611

Sample Type	Analyte	Result	LOQ	LOD	DL	Units	Extraction Date	Analysis Date
BLANK	DIESEL (C10-C24)	300.0 U	320	300.0	150.0	ug/L	11/22/2021	12/3/2021
BLANK	OIL (C24-C40)	300.0 U	320	300.0	150.0	ug/L	11/22/2021	12/3/2021
BLANK	SURROGATE: (R) DECANOIC AC	0.0	0-1			%	11/22/2021	12/3/2021
BLANK	SURROGATE: OCTACOSANE (S)	115	60-142			%	11/22/2021	12/3/2021
BLANK	SURROGATE: ORTHO-TERPHEN	89.5	56-125			%	11/22/2021	12/3/2021

Quant Method: DOC1028.M  
Run #: 1202066  
Instrument: Apollo  
Sequence: 211202  
Initials: KAB

GC SC-Blank-REG MDLs-DOD  
Printed: 12/15/2021 12:13:55 PM

# EPA 8015B-eH

Form 4

## LCS Summary

Lab Name: APPL, Inc.  
Case No: 98300  
Matrix: WATER  
LCS ID: 211122A-LCS

SDG No: 98300  
Date Analyzed: 12/1/2021  
Instrument: Apollo  
Time Analyzed: 0053

<b>APPL ID.</b>	<b>Client Sample No.</b>	<b>File ID.</b>	<b>Date Analyzed</b>
211122A-BLK	Blank	1129069	12/1/2021 0024
211122A-LCS	Lab Control Spike	1129070	12/1/2021 0053
211122A-LCSD	Lab Control Spiked	1129071	12/1/2021 0121
BA46821	ERH1924	1202013	12/2/2021 1952
BA46823	ERH1927	1202014	12/2/2021 2020

Comments: Batch: #DOC53-211122A

Printed: 12/15/2021 12:12:44 PM  
Form 4, LCS Summary

# EPA 8015B-eH

Form 4

## LCS Summary

Lab Name: APPL, Inc.  
Case No: 98300  
Matrix: WATER  
LCS ID: 211122A1-LCS

SDG No: 98300  
Date Analyzed: 12/3/2021  
Instrument: Apollo  
Time Analyzed: 2116

<b>APPL ID.</b>	<b>Client Sample No.</b>	<b>File ID.</b>	<b>Date Analyzed</b>
211122A1-BLK	Blank	1202066	12/3/2021 2047
211122A1-LCS	Lab Control Spike	1202067	12/3/2021 2116
211122A1-LCSD	Lab Control Spiked	1202068	12/3/2021 2144
BA46821	ERH1924	1213027	12/14/2021 1257
BA46823	ERH1927	1213028	12/14/2021 1325

Comments: Batch: #DOC53-211122A1

Printed: 12/15/2021 12:12:44 PM  
Form 4, LCS Summary

# EPA 8015B-eH

Form 4

## LCS Summary

Lab Name: APPL, Inc.

SDG No: 98300

Case No: 98300

Date Analyzed: 11/25/2021

Matrix: WATER

Instrument: Apollo

LCS ID: 211119A-LCS

Time Analyzed: 0156

<b>APPL ID.</b>	<b>Client Sample No.</b>	<b>File ID.</b>	<b>Date Analyzed</b>
211119A-BLK	Blank	1124037	11/25/2021 0128
211119A-LCS	Lab Control Spike	1124038	11/25/2021 0156
211119A-LCSD	Lab Control Spiked	1124039	11/25/2021 0225
BA46824	ERH1924 BLANK	1124043	11/25/2021 0417
BA46825	ERH1927 BLANK	1124044	11/25/2021 0445

Comments: Batch: #RHBLK-211119A

Printed: 12/15/2021 12:12:44 PM  
Form 4, LCS Summary

## Laboratory Control Spike Recoveries

### EPA 8015B TPH LIQ-LIQ

APPL ID: 211122W-46714 LCS - 271197

Batch ID: #DOC53-211122A

APPL Inc.

908 North Temperance Avenue

Clovis, CA 93611

Compound Name	Spike Lvl ug/L	SPK Result ug/L	DUP Result ug/L	SPK % Recovery	DUP % Recovery	Recovery Limits	RPD %	RPD Limits
DIESEL (C10-C24)	2000	1900	2020	95.0	101	36-132	6.1	30
OIL (C24-C40)	2000	1660	1800	83.0	90.0	41-113	8.1	30
SURROGATE: OCTACOSANE (S)	150	133	143	88.7	95.3	60-142		
SURROGATE: ORTHO-TERPHENYL (S)	150	121	118	80.7	78.7	56-125		

Comments: \_\_\_\_\_

<u>Primary</u>	<u>SPK</u>	<u>DUP</u>
Quant Method :	DOC1028.M	DOC1028.M
Extraction Date :	11/22/2021	11/22/2021
Analysis Date :	12/1/2021	12/1/2021
Instrument :	Apollo	Apollo
Run :	1129070	1129071
Initials :	KAB	

## Laboratory Control Spike Recoveries

### EPA 8015B TPH WATER L-L SGC

APPL ID: 211122W-46714 LCS - 271642

Batch ID: #DOC53-211122A1

APPL Inc.

908 North Temperance Avenue

Clovis, CA 93611

Compound Name	Spike Lvl ug/L	SPK Result ug/L	DUP Result ug/L	SPK % Recovery	DUP % Recovery	Recovery Limits	RPD %	RPD Limits
DIESEL (C10-C24)	2000	1490	1630	74.5	81.5	36-132	9.0	30
OIL (C24-C40)	2000	1750	1960	87.5	98.0	41-113	11.3	30
-----								
SURROGATE: (R) DECANOIC ACID (S)	10.00	0	0	0.0	0.0	0-1		
SURROGATE: OCTACOSANE (S)	150	124	138	82.7	92.0	60-142		
SURROGATE: ORTHO-TERPHENYL (S)	150	109	123	72.7	82.0	56-125		
-----								

Comments: \_\_\_\_\_

<u>Primary</u>	<u>SPK</u>	<u>DUP</u>
Quant Method :	DOC1028.M	DOC1028.M
Extraction Date :	11/22/2021	11/22/2021
Analysis Date :	12/3/2021	12/3/2021
Instrument :	Apollo	Apollo
Run :	1202067	1202068
Initials :	KAB	

## Laboratory Control Spike Recoveries

### EPA 8015B TPH LIQ-LIQ

APPL ID: **211119W-46718 LCS - 271109**

Batch ID: #RHBLK-211119A

APPL Inc.

908 North Temperance Avenue

Clovis, CA 93611

Compound Name	Spike Lvl ug/L	SPK Result ug/L	DUP Result ug/L	SPK % Recovery	DUP % Recovery	Recovery Limits	RPD %	RPD Limits
DIESEL (C10-C24)	0	64.2	35.3	NA	NA	36-132		30
OIL (C24-C40)	0	55.5	23.1	NA	NA	41-113		30
-----								
SURROGATE: OCTACOSANE (S)	150	141	127	94.0	84.7	60-142		
SURROGATE: ORTHO-TERPHENYL (S)	150	115	103	76.7	68.7	56-125		
-----								

Comments: \_\_\_\_\_

<u>Primary</u>	<u>SPK</u>	<u>DUP</u>
Quant Method :	DOC1028.M	DOC1028.M
Extraction Date :	11/19/2021	11/19/2021
Analysis Date :	11/25/2021	11/25/2021
Instrument :	Apollo	Apollo
Run :	1124038	1124039
Initials :	KAB	



# 8270D-SIM

Form 2 & 8

## Surrogate Recovery

Lab Name: APPL, Inc.

SDG No: 98300

Case No: 98300

Date Analyzed: 11/24/2021

Matrix: WATER

Instrument: KYLO

APPL ID.	Client Sample No.	SURROGATE: 2-METHYLNAPHTHALENE-D10 (S)			SURROGATE: FLUORANTHENE-D10 (S)		
		Limits	Result	Qualifier	Limits	Result	Qualifier
211119AK-BLK	Blank	39-114	76.1		58-120	83.8	
211119AK-LCS	Lab Control Spike	39-114	76.4		58-120	82.2	
211119AK-LCSD	Lab Control SpikeD	39-114	65.8		58-120	74.0	
BA46821	ERH1924	39-114	72.7		58-120	67.6	
BA46823	ERH1927	39-114	65.1		58-120	69.3	

Comments: Batch: #SIM53-211119AK

Printed: 12/22/2021 1:17:51 PM  
Form 2 & 8, Surrogate Recovery Summary

# 8270D-SIM

Form 4

## Blank Summary

Lab Name: APPL, Inc.

SDG No: 98300

Case No: 98300

Date Analyzed: 11/24/2021

Matrix: WATER

Instrument: KYLO

Blank ID: 211119AK-BLK

Time Analyzed: 2011

APPL ID.	Client Sample No.	File ID.	Date Analyzed
211119AK-BLK	Blank	1124K026	11/24/2021 2011
211119AK-LCS	Lab Control Spike	1124K027	11/24/2021 2031
211119AK-LCSD	Lab Control Spiked	1124K028	11/24/2021 2050
BA46821	ERH1924	1124K036	11/24/2021 2330
BA46823	ERH1927	1124K037	11/24/2021 2349

Comments: Batch: #SIM53-211119AK

Printed: 12/22/2021 1:17:49 PM  
Form 4, Blank Summary

**Method Blank**  
**EPA 8270D SIM LIQ-LIQ**

Blank Name/QCG: **211119W-46819 - 271866**  
Batch ID: #SIM53-211119AK

APPL Inc.  
908 North Temperance Avenue  
Clovis, CA 93611

Sample Type	Analyte	Result	LOQ	LOD	DL	Units	Extraction Date	Analysis Date
BLANK	1-METHYLNAPHTHALENE	0.10 U	0.2	0.10	0.04	ug/L	11/19/2021	11/24/2021
BLANK	2-METHYLNAPHTHALENE	0.10 U	0.2	0.10	0.04	ug/L	11/19/2021	11/24/2021
BLANK	NAPHTHALENE	0.10 U	0.2	0.10	0.04	ug/L	11/19/2021	11/24/2021
BLANK	SURROGATE: 2-METHYLNAPHT	76.1	39-114			%	11/19/2021	11/24/2021
BLANK	SURROGATE: FLUORANTHENE-	83.8	58-120			%	11/19/2021	11/24/2021

Quant Method:K1019.M  
Run #:1124K026  
Instrument:KYLO  
Sequence:211124  
Initials:LSI

GC SC-Blank-REG MDLs-DOD  
Printed: 12/22/2021 1:17:59 PM

# **8270D-SIM**

Form 4

## **LCS Summary**

Lab Name: APPL, Inc.

SDG No: 98300

Case No: 98300

Date Analyzed: 11/24/2021

Matrix: WATER

Instrument: KYLO

LCS ID: 211119AK-LCS

Time Analyzed: 2031

<b>APPL ID.</b>	<b>Client Sample No.</b>	<b>File ID.</b>	<b>Date Analyzed</b>
211119AK-BLK	Blank	1124K026	11/24/2021 2011
211119AK-LCS	Lab Control Spike	1124K027	11/24/2021 2031
211119AK-LCSD	Lab Control Spiked	1124K028	11/24/2021 2050
BA46821	ERH1924	1124K036	11/24/2021 2330
BA46823	ERH1927	1124K037	11/24/2021 2349

Comments: Batch: #SIM53-211119AK

Printed: 12/22/2021 1:17:47 PM  
Form 4, LCS Summary

## Laboratory Control Spike Recoveries

### EPA 8270D SIM LIQ-LIQ

APPL ID: 211119W-46819 LCS - 271866

Batch ID: #SIM53-211119AK

APPL Inc.

908 North Temperance Avenue

Clovis, CA 93611

Compound Name	Spike Lvl ug/L	SPK Result ug/L	DUP Result ug/L	SPK % Recovery	DUP % Recovery	Recovery Limits	RPD %	RPD Limits
1-METHYLNAPHTHALENE	5.00	3.87	3.33	77.4	66.6	41-115	15.0	20
2-METHYLNAPHTHALENE	5.00	3.87	3.33	77.4	66.6	39-114	15.0	20
NAPHTHALENE	5.00	3.79	3.18	75.8	63.6	43-114	17.5	20
-----								
SURROGATE: 2-METHYLNAPHTHALEN	5.00	3.82	3.29	76.4	65.8	39-114		
SURROGATE: FLUORANTHENE-D10 (S)	5.00	4.11	3.70	82.2	74.0	58-120		
-----								

Comments: \_\_\_\_\_

<u>Primary</u>	<u>SPK</u>	<u>DUP</u>
Quant Method :	K1019.M	K1019.M
Extraction Date :	11/19/2021	11/19/2021
Analysis Date :	11/24/2021	11/24/2021
Instrument :	KYLO	KYLO
Run :	1124K027	1124K028
Initials :	LSI	

Form 5  
Tune Summary

Lab Name: APPL Inc.  
 Case No: \_\_\_\_\_  
 Matrix: Water  
 ID: 1019K001.D

SDG No: \_\_\_\_\_  
 Date Analyzed: 10/19/2021  
 Instrument: KYLO  
 Time Analyzed: 13:58

Client Sample No.	APPL ID.	File ID.	Date Analyzed
1	0.1 ug/ml 10/10/21	1019K002.D	10/19/2021 14:09
2	0.2 ug/ml 10/10/21	1019K003.D	10/19/2021 14:29
3	0.5 ug/ml 10/10/21	1019K004.D	10/19/2021 14:49
4	1 ug/ml 10/10/21	1019K005.D	10/19/2021 15:09
5	5 ug/ml 10/10/21	1019K006.D	10/19/2021 15:29
6	10 ug/ml 10/10/21	1019K007.D	10/19/2021 15:49
7	50 ug/ml 10/10/21	1019K008.D	10/19/2021 16:09
8	100 ug/ml 10/10/21	1019K009.D	10/19/2021 16:29
9	SS ug/ml 10/10/21	1019K010.D	10/19/2021 16:49
10			
11			
12			
13			
14			
15			
16			
17			
18			
19			
20			
21			
22			

m/e

51 9.95 - 80.1% of mass 198	<u>36.8</u>
68 0 - 2.05% of mass 69	<u>1.7</u>
70 0 - 2% of mass 69	<u>0.4</u>
127 10 - 80% of mass 198	<u>54.6</u>
197 0 - 2% of mass 198	<u>0.2</u>
198 100 - 100% of mass 198	<u>100.0</u>
199 5 - 9% of mass 198	<u>6.5</u>
275 10 - 60% of mass 198	<u>23.2</u>
365 1 - 100% of mass 198	<u>2.5</u>
441 0.01 - 24% of mass 442	<u>13.9</u>
442 50 - 500% of mass 198	<u>73.4</u>
443 15 - 24% of mass 442	<u>18.4</u>

Form 5  
Tune Summary

Lab Name: APPL Inc.  
Case No: 98300  
Matrix: Water  
ID: 1124K003.D

SDG No: 98300  
Date Analyzed: 11/24/2021  
Instrument: KYLO  
Time Analyzed: 12:40

Client Sample No.	APPL ID.	File ID.	Date Analyzed
1		5 ug/ml 10/19/21 (1)	1124K004.D
2	Blank	211119A BLK 1/1000	1124K026.D
3	Lab Control Spike	211119A LCS-1 1/1000	1124K027.D
4	Lab Control SpikeD	211119A LCSD-1 1/100	1124K028.D
5	ERH1924	BA46821W07 1/900	1124K036.D
6	ERH1927	BA46823W07 1/910	1124K037.D
7		5 ug/ml 10/13/21 (2)	1124K040.D
8			
9			
10			
11			
12			
13			
14			
15			
16			
17			
18			
19			
20			
21			
22			

m/e

51 9.95 - 80.1% of mass 198	<u>34.9</u>
68 0 - 2.05% of mass 69	<u>1.8</u>
70 0 - 2% of mass 69	<u>0.4</u>
127 10 - 80% of mass 198	<u>54.4</u>
197 0 - 2% of mass 198	<u>0.4</u>
198 100 - 100% of mass 198	<u>100.0</u>
199 5 - 9% of mass 198	<u>6.7</u>
275 10 - 60% of mass 198	<u>22.1</u>
365 1 - 100% of mass 198	<u>2.4</u>
441 0.01 - 24% of mass 442	<u>13.7</u>
442 50 - 500% of mass 198	<u>68.9</u>
443 15 - 24% of mass 442	<u>18.0</u>

8A  
INTERNAL STANDARD AREA AND RT SUMMARY

Lab Name: APPL Inc. Contract: \_\_\_\_\_  
 Lab Code: \_\_\_\_\_ SDG No.: \_\_\_\_\_  
 Lab File ID (Standard): 1124K004.D Date Analyzed: 11/24/21  
 Instrument ID: KYLO Time Analyzed: 12:51  
 GC Column: \_\_\_\_\_ ID: \_\_\_\_\_ Heated Purge: (Y/N) \_\_\_\_\_

		Napthalene-D8(IS)		Acenaphthene-D10(IS)		Phenanthrene-D10(IS)	
		AREA #	RT #	AREA #	RT #	AREA #	RT #
	12 HOUR STD	14328	3.86	7074	5.79	10452	7.49
	UPPER LIMIT	28656	4.03	14148	5.96	20904	7.66
	LOWER LIMIT	7164	3.69	3537	5.62	5226	7.32
	SAMPLE NO.						
01	211119A BLK 1/1000	12524	3.86	6008	5.79	8935	7.49
02	211119A LCS-1 1/1000	13002	3.86	6184	5.79	9230	7.49
03	211119A LCSD-1 1/1000	12647	3.86	6140	5.79	9097	7.49
04	BA46821W07 1/900	12516	3.86	6064	5.79	9046	7.49
05	BA46823W07 1/910	12359	3.86	6019	5.79	8974	7.49
06	5 ug/ml 10/13/21 (2)	15372	3.86	7609	5.79	11755	7.49
07							
08							
09							
10							
11							
12							
13							
14							
15							
16							
17							
18							
19							
20							
21							
22							

AREA UPPER LIMIT = +100% of internal standard area.  
 AREA LOWER LIMIT = -50% of internal standard area.  
 RT UPPER LIMIT = +0.17 minutes of internal standard RT  
 RT LOWER LIMIT = -0.17 minutes of internal standard RT

# Column used to flag values outside QC limits with an asterisk.  
 \* Values outside of QC limits.



8A  
INTERNAL STANDARD AREA AND RT SUMMARY

Lab Name: APPL Inc. Contract: \_\_\_\_\_  
 Lab Code: \_\_\_\_\_ SDG No.: \_\_\_\_\_  
 Lab File ID (Standard): 1124K004.D Date Analyzed: 11/24/21  
 Instrument ID: KYLO Time Analyzed: 12:51  
 GC Column: \_\_\_\_\_ ID: \_\_\_\_\_ Heated Purge: (Y/N) \_\_\_\_\_

		Chrysene-D12(IS)		Perylene-D12(IS)			
		AREA #	RT #	AREA #	RT #	AREA #	RT #
	12 HOUR STD	12916	10.55	11856	12.71		
	UPPER LIMIT	25832	10.72	23712	12.88		
	LOWER LIMIT	6458	10.38	5928	12.54		
	SAMPLE NO.						
01	211119A BLK 1/1000	10406	10.54	9578	12.71		
02	211119A LCS-1 1/1000	11071	10.54	10270	12.71		
03	211119A LCSD-1 1/1000	10781	10.54	10037	12.71		
04	BA46821W07 1/900	10533	10.54	9949	12.71		
05	BA46823W07 1/910	10486	10.54	9777	12.71		
06	5 ug/ml 10/13/21 (2)	14546	10.54	12996	12.71		
07							
08							
09							
10							
11							
12							
13							
14							
15							
16							
17							
18							
19							
20							
21							
22							

AREA UPPER LIMIT = +100% of internal standard area.  
 AREA LOWER LIMIT = -50% of internal standard area.  
 RT UPPER LIMIT = +0.17 minutes of internal standard RT  
 RT LOWER LIMIT = -0.17 minutes of internal standard RT

# Column used to flag values outside QC limits with an asterisk.  
 \* Values outside of QC limits.

# EPA 8260B

Form 2 & 8

## Surrogate Recovery

Lab Name: APPL, Inc.

SDG No: 98300

Case No: 98300

Date Analyzed: 11/30/2021

Matrix: WATER

Instrument: Loki

APPL ID.	Client Sample No.	SURROGATE: 1,2-DICHLOROETHANE-D4 (S)			SURROGATE: 4-BROMOFLUOROBENZENE (S)		
		Limits	Result	Qualifier	Limits	Result	Qualifier
211129AL-LCS	Lab Control Spike	81-118	94.4		85-114	103	
211129AL-LCSD	Lab Control SpikeD	81-118	93.6		85-114	98.8	
211129AL-BLK	Blank	81-118	96.8		85-114	91.0	
BA46820	ERH1923	81-118	103		85-114	94.2	
BA46821	ERH1924	81-118	104		85-114	88.2	
BA46822	ERH1926	81-118	102		85-114	89.4	
BA46823	ERH1927	81-118	103		85-114	92.9	

Comments: Batch: #86BTO-211129AL

Printed: 12/1/2021 5:46:20 PM  
Form 2 & 8, Surrogate Recovery Summary

# EPA 8260B

Form 2 & 8

## Surrogate Recovery

Lab Name: APPL, Inc.  
Case No: 98300  
Matrix: WATER

SDG No: 98300  
Date Analyzed: 11/30/2021  
Instrument: Loki

APPL ID.	Client Sample No.	SURROGATE: DIBROMOFLUOROMETHANE (S)			SURROGATE: TOLUENE-D8 (S)		
		Limits	Result	Qualifier	Limits	Result	Qualifier
211129AL-LCS	Lab Control Spike	80-119	94.0		89-112	107	
211129AL-LCSD	Lab Control SpikeD	80-119	93.6		89-112	102	
211129AL-BLK	Blank	80-119	99.9		89-112	96.7	
BA46820	ERH1923	80-119	99.9		89-112	96.4	
BA46821	ERH1924	80-119	105		89-112	92.5	
BA46822	ERH1926	80-119	101		89-112	94.0	
BA46823	ERH1927	80-119	99.3		89-112	95.9	

Comments: Batch: #86BTO-211129AL

Printed: 12/1/2021 5:46:20 PM  
Form 2 & 8, Surrogate Recovery Summary

# **EPA 8260B**

Form 4

## **Blank Summary**

Lab Name: APPL, Inc.

SDG No: 98300

Case No: 98300

Date Analyzed: 11/30/2021

Matrix: WATER

Instrument: Loki

Blank ID: 211129AL-BLK

Time Analyzed: 0242

<b>APPL ID.</b>	<b>Client Sample No.</b>	<b>File ID.</b>	<b>Date Analyzed</b>
211129AL-LCS	Lab Control Spike	1129L27	11/30/2021 0052
211129AL-LCSD	Lab Control Spiked	1129L28	11/30/2021 0120
211129AL-BLK	Blank	1129L31	11/30/2021 0242
BA46820	ERH1923	1129L37	11/30/2021 0528
BA46821	ERH1924	1129L38	11/30/2021 0556
BA46822	ERH1926	1129L39	11/30/2021 0623
BA46823	ERH1927	1129L40	11/30/2021 0651

Comments: Batch: #86BTO-211129AL

Printed: 12/1/2021 5:46:14 PM  
Form 4, Blank Summary

**Method Blank**  
**EPA 8260B BTEX WATER**

Blank Name/QCG: **211129W-46713 - 271149**  
Batch ID: #86BTO-211129AL

APPL Inc.  
908 North Temperance Avenue  
Clovis, CA 93611

Sample Type	Analyte	Result	LOQ	LOD	DL	Units	Extraction Date	Analysis Date
BLANK	BENZENE	0.30 U	1.0	0.30	0.15	ug/L	11/30/2021	11/30/2021
BLANK	ETHYLBENZENE	0.50 U	1.0	0.50	0.23	ug/L	11/30/2021	11/30/2021
BLANK	TOLUENE	0.30 U	1.0	0.30	0.15	ug/L	11/30/2021	11/30/2021
BLANK	XYLENES (TOTAL)	0.30 U	2.0	0.30	0.15	ug/L	11/30/2021	11/30/2021
BLANK	SURROGATE: 1,2-DICHLOROET	96.8	81-118			%	11/30/2021	11/30/2021
BLANK	SURROGATE: 4-BROMOFLUORO	91.0	85-114			%	11/30/2021	11/30/2021
BLANK	SURROGATE: DIBROMOFLUOR	99.9	80-119			%	11/30/2021	11/30/2021
BLANK	SURROGATE: TOLUENE-D8 (S)	96.7	89-112			%	11/30/2021	11/30/2021

Quant Method:L1129W.M  
Run #:1129L31  
Instrument:Loki  
Sequence:211129  
Initials:EOG

GC SC-Blank-REG MDLs-DOD  
Printed: 12/1/2021 5:46:38 PM

# EPA 8260B

Form 4

## LCS Summary

Lab Name: APPL, Inc.

SDG No: 98300

Case No: 98300

Date Analyzed: 11/30/2021

Matrix: WATER

Instrument: Loki

LCS ID: 211129AL-LCS

Time Analyzed: 0052

<b>APPL ID.</b>	<b>Client Sample No.</b>	<b>File ID.</b>	<b>Date Analyzed</b>
211129AL-LCS	Lab Control Spike	1129L27	11/30/2021 0052
211129AL-LCSD	Lab Control Spiked	1129L28	11/30/2021 0120
211129AL-BLK	Blank	1129L31	11/30/2021 0242
BA46820	ERH1923	1129L37	11/30/2021 0528
BA46821	ERH1924	1129L38	11/30/2021 0556
BA46822	ERH1926	1129L39	11/30/2021 0623
BA46823	ERH1927	1129L40	11/30/2021 0651

Comments: Batch: #86BTO-211129AL

Printed: 12/1/2021 5:45:55 PM  
Form 4, LCS Summary

# Laboratory Control Spike Recoveries

## EPA 8260B BTEX WATER

APPL ID: 211130W-46713 LCS - 271149

Batch ID: #86BTO-211129AL

APPL Inc.

908 North Temperance Avenue

Clovis, CA 93611

Compound Name	Spike Lvl ug/L	SPK Result ug/L	DUP Result ug/L	SPK % Recovery	DUP % Recovery	Recovery Limits	RPD %	RPD Limits
BENZENE	10.00	10.8	11.0	108	110	79-120	1.8	20
ETHYLBENZENE	10.00	10.5	11.0	105	110	79-121	4.7	20
TOLUENE	10.00	11.0	11.1	110	111	80-121	0.90	20
XYLENES (TOTAL)	30.0	29.1	27.9	97.0	93.0	79-121	4.2	20
-----								
SURROGATE: 1,2-DICHLOROETHANE-D	25.0	23.6	23.4	94.4	93.6	81-118		
SURROGATE: 4-BROMOFLUOROBENZE	25.0	25.7	24.7	103	98.8	85-114		
SURROGATE: DIBROMOFLUOROMETH	25.0	23.5	23.4	94.0	93.6	80-119		
SURROGATE: TOLUENE-D8 (S)	25.0	26.7	25.5	107	102	89-112		
-----								

Comments: \_\_\_\_\_

<u>Primary</u>	<u>SPK</u>	<u>DUP</u>
Quant Method :	L1129W.M	L1129W.M
Extraction Date :	11/30/2021	11/30/2021
Analysis Date :	11/30/2021	11/30/2021
Instrument :	Loki	Loki
Run :	1129L27	1129L28
Initials :	EOG	

Form 5  
Tune Summary

Lab Name: APPL Inc.  
 Case No: \_\_\_\_\_  
 Matrix: Water  
 ID: 1129L05.D

SDG No: \_\_\_\_\_  
 Date Analyzed: 11/29/2021  
 Instrument: Loki  
 Time Analyzed: 14:43

Client Sample No.	APPL ID.	File ID.	Date Analyzed
1	0.3ug/L VOC STD 11/2	1129L06.D	11/29/2021 15:11
2	0.5ug/L VOC STD 11/2	1129L07.D	11/29/2021 15:39
3	1ug/L VOC STD 11/29/	1129L08.D	11/29/2021 16:07
4	2ug/L VOC STD 11/29/	1129L09.D	11/29/2021 16:34
5	5ug/L VOC STD 11/29/	1129L10.D	11/29/2021 17:02
6	10ug/L VOC STD 11/29	1129L11.D	11/29/2021 17:30
7	20ug/L VOC STD 11/29	1129L12.D	11/29/2021 17:57
8	40ug/L VOC STD 11/29	1129L13.D	11/29/2021 18:25
9	100ug/L VOC STD 11/2	1129L14.D	11/29/2021 18:53
10	(SS) 10ug/L VOC STD	1129L16.D	11/29/2021 19:48
11			
12			
13			
14			
15			
16			
17			
18			
19			
20			
21			
22			

m/e

50 15 - 40% of mass 95	<u>17.4</u>
75 30 - 60% of mass 95	<u>47.6</u>
95 100 - 100% of mass 95	<u>100.0</u>
96 5 - 9% of mass 95	<u>7.0</u>
173 0 - 2% of mass 174	<u>1.0</u>
174 50 - 200% of mass 95	<u>101.0</u>
175 5 - 9% of mass 174	<u>9.1</u>
176 95 - 100% of mass 174	<u>95.3</u>
177 5 - 9% of mass 176	<u>6.5</u>



8A  
INTERNAL STANDARD AREA AND RT SUMMARY

Lab Name: APPL Inc. Contract: \_\_\_\_\_  
 Lab Code: \_\_\_\_\_ SDG No.: \_\_\_\_\_  
 Lab File ID (Standard): 1129L16.D Date Analyzed: 11/29/21  
 Instrument ID: Loki Time Analyzed: 19:48  
 GC Column: \_\_\_\_\_ ID: \_\_\_\_\_ Heated Purge: (Y/N) \_\_\_\_\_

	Fluorobenzene (IS)		Chlorobenzene-D5 (IS)		1,4-Dichlorobenzene-D4 (IS)	
	AREA #	RT #	AREA #	RT #	AREA #	RT #
12 HOUR STD	68711	6.31	60026	9.78	41914	12.36
UPPER LIMIT	137422	6.48	120052	9.95	83828	12.53
LOWER LIMIT	34356	6.14	30013	9.61	20957	12.19
SAMPLE NO.						
01 0.3ug/L VOC STD 11/29/21	57920	6.30	51918	9.77	28603	12.36
02 0.5ug/L VOC STD 11/29/21	60232	6.30	52563	9.78	29762	12.36
03 1ug/L VOC STD 11/29/21	59195	6.31	52852	9.78	31101	12.36
04 2ug/L VOC STD 11/29/21	60708	6.31	54676	9.78	31774	12.36
05 5ug/L VOC STD 11/29/21	61476	6.30	55788	9.77	36826	12.36
06 10ug/L VOC STD 11/29/21	63065	6.30	55999	9.78	38835	12.36
07 20ug/L VOC STD 11/29/21	70045	6.30	60915	9.77	44236	12.36
08 40ug/L VOC STD 11/29/21	71155	6.30	62470	9.78	44449	12.36
09 100ug/L VOC STD 11/29/21	74637	6.30	70009	9.78	51004	12.36
10 (SS) 10ug/L VOC STD 11/29/21	68711	6.31	60026	9.78	41914	12.36
11						
12						
13						
14						
15						
16						
17						
18						
19						
20						
21						
22						

AREA UPPER LIMIT = +100% of internal standard area.  
 AREA LOWER LIMIT = -50% of internal standard area.  
 RT UPPER LIMIT = +0.17 minutes of internal standard RT  
 RT LOWER LIMIT = -0.17 minutes of internal standard RT

# Column used to flag values outside QC limits with an asterisk.  
 \* Values outside of QC limits.

Form 5  
Tune Summary

Lab Name: APPL Inc.  
 Case No: 98300  
 Matrix: Water  
 ID: 1129L24.D

SDG No: 98300  
 Date Analyzed: 11/29/2021  
 Instrument: Loki  
 Time Analyzed: 23:29

Client Sample No.	APPL ID.	File ID.	Date Analyzed
1		211129A CCV 10ug/L	1129L26.D
2	Lab Control Spike	211129A LCS 10ug/L	1129L27.D
3	Lab Control SpikeD	211129A LCSD 10ug/L	1129L28.D
4	Blank	211129A BLK	1129L31.D
5	ERH1923	BA46820W01	1129L37.D
6	ERH1924	BA46821W01	1129L38.D
7	ERH1926	BA46822W01	1129L39.D
8	ERH1927	BA46823W01	1129L40.D
9		Ending CCV 10ug/L 11	1129L45.D
10			
11			
12			
13			
14			
15			
16			
17			
18			
19			
20			
21			
22			

m/e

50 15 - 40% of mass 95	<u>15.8</u>
75 30 - 60% of mass 95	<u>48.3</u>
95 100 - 100% of mass 95	<u>100.0</u>
96 5 - 9% of mass 95	<u>6.1</u>
173 0 - 2% of mass 174	<u>1.9</u>
174 50 - 200% of mass 95	<u>105.4</u>
175 5 - 9% of mass 174	<u>6.8</u>
176 95 - 100% of mass 174	<u>97.1</u>
177 5 - 9% of mass 176	<u>5.3</u>

8A  
INTERNAL STANDARD AREA AND RT SUMMARY

Lab Name: APPL Inc. Contract: \_\_\_\_\_  
 Lab Code: \_\_\_\_\_ SDG No.: \_\_\_\_\_  
 Lab File ID (Standard): 1129L26.D Date Analyzed: 11/30/21  
 Instrument ID: Loki Time Analyzed: 0:24  
 GC Column: \_\_\_\_\_ ID: \_\_\_\_\_ Heated Purge: (Y/N) \_\_\_\_\_

	Fluorobenzene (IS)		Chlorobenzene-D5 (IS)		1,4-Dichlorobenzene-D4 (IS)		
	AREA #	RT #	AREA #	RT #	AREA #	RT #	
12 HOUR STD	68318	6.31	59015	9.77	39777	12.36	
UPPER LIMIT	136636	6.48	118030	9.94	79554	12.53	
LOWER LIMIT	34159	6.14	29508	9.60	19889	12.19	
SAMPLE NO.							
01	211129A CCV 10ug/L	68318	6.31	59015	9.77	39777	12.36
02	211129A LCS 10ug/L	67505	6.30	57729	9.78	40104	12.36
03	211129A LCSD 10ug/L	68608	6.30	60251	9.78	40852	12.36
04	211129A BLK	62893	6.30	54621	9.78	33012	12.36
05	BA46820W01	58385	6.31	51260	9.78	29780	12.36
06	BA46821W01	54956	6.31	49345	9.78	28851	12.36
07	BA46822W01	59611	6.30	52333	9.78	31362	12.36
08	BA46823W01	57965	6.31	50110	9.78	29797	12.36
09	Ending CCV 10ug/L 11/2	67272	6.31	58246	9.78	39767	12.36
10							
11							
12							
13							
14							
15							
16							
17							
18							
19							
20							
21							
22							

AREA UPPER LIMIT = +100% of internal standard area.  
 AREA LOWER LIMIT = -50% of internal standard area.  
 RT UPPER LIMIT = +0.17 minutes of internal standard RT  
 RT LOWER LIMIT = -0.17 minutes of internal standard RT

# Column used to flag values outside QC limits with an asterisk.  
 \* Values outside of QC limits.

# **EPA 8260B**

Form 2 & 8

## **Surrogate Recovery**

Lab Name: APPL, Inc.

SDG No: 98300

Case No: 98300

Date Analyzed: 11/30/2021

Matrix: WATER

Instrument: Loki

APPL ID.	Client Sample No.	SURROGATE: 4-BROMOFLUOROBENZENE (S)			Limits	Result	Qualifier
		Limits	Result	Qualifier			
211129AL-LCS	Lab Control Spike	85-114	98.4				
211129AL-LCSD	Lab Control SpikeD	85-114	98.8				
211129AL-BLK	Blank	85-114	91.0				
BA46820	ERH1923	85-114	94.2				
BA46821	ERH1924	85-114	88.2				
BA46822	ERH1926	85-114	89.4				
BA46823	ERH1927	85-114	92.9				

Comments: Batch: #GRO86-211129AL

Printed: 12/1/2021 6:06:11 PM  
Form 2 & 8, Surrogate Recovery Summary

# **EPA 8260B**

Form 4

## **Blank Summary**

Lab Name: APPL, Inc.

SDG No: 98300

Case No: 98300

Date Analyzed: 11/30/2021

Matrix: WATER

Instrument: Loki

Blank ID: 211129AL-BLK

Time Analyzed: 0242

<b>APPL ID.</b>	<b>Client Sample No.</b>	<b>File ID.</b>	<b>Date Analyzed</b>
211129AL-LCS	Lab Control Spike	1129L29	11/30/2021 0147
211129AL-LCSD	Lab Control Spiked	1129L30	11/30/2021 0215
211129AL-BLK	Blank	1129L31	11/30/2021 0242
BA46820	ERH1923	1129L37	11/30/2021 0528
BA46821	ERH1924	1129L38	11/30/2021 0556
BA46822	ERH1926	1129L39	11/30/2021 0623
BA46823	ERH1927	1129L40	11/30/2021 0651

Comments: Batch: #GRO86-211129AL

Printed: 12/1/2021 6:06:06 PM  
Form 4, Blank Summary

**Method Blank**  
**EPA 8260B GRO WATER**

Blank Name/QCG: **211129W-46713 - 271135**  
Batch ID: #GRO86-211129AL

APPL Inc.  
908 North Temperance Avenue  
Clovis, CA 93611

Sample Type	Analyte	Result	LOQ	LOD	DL	Units	Extraction Date	Analysis Date
BLANK	GASOLINE RANGE ORGANICS	18.0 U	20	18.0	8.6	ug/L	11/30/2021	11/30/2021
BLANK	SURROGATE: 4-BROMOFLUORO	91.0	85-114			%	11/30/2021	11/30/2021

Quant Method: LGAS1129.M  
Run #: 1129L31  
Instrument: Loki  
Sequence: 211129  
Initials: EOG

GC SC-Blank-REG MDLs-DOD  
Printed: 12/1/2021 6:06:31 PM

# EPA 8260B

Form 4

## LCS Summary

Lab Name: APPL, Inc.

SDG No: 98300

Case No: 98300

Date Analyzed: 11/30/2021

Matrix: WATER

Instrument: Loki

LCS ID: 211129AL-LCS

Time Analyzed: 0147

<b>APPL ID.</b>	<b>Client Sample No.</b>	<b>File ID.</b>	<b>Date Analyzed</b>
211129AL-LCS	Lab Control Spike	1129L29	11/30/2021 0147
211129AL-LCSD	Lab Control Spiked	1129L30	11/30/2021 0215
211129AL-BLK	Blank	1129L31	11/30/2021 0242
BA46820	ERH1923	1129L37	11/30/2021 0528
BA46821	ERH1924	1129L38	11/30/2021 0556
BA46822	ERH1926	1129L39	11/30/2021 0623
BA46823	ERH1927	1129L40	11/30/2021 0651

Comments: Batch: #GRO86-211129AL

Printed: 12/1/2021 6:06:00 PM  
Form 4, LCS Summary

# Laboratory Control Spike Recoveries

## EPA 8260B GRO WATER

APPL ID: 211130W-46713 LCS - 271135

Batch ID: #GRO86-211129AL

APPL Inc.

908 North Temperance Avenue

Clovis, CA 93611

Compound Name	Spike Lvl ug/L	SPK Result ug/L	DUP Result ug/L	SPK % Recovery	DUP % Recovery	Recovery Limits	RPD %	RPD Limits
GASOLINE RANGE ORGANICS	300	325	294	108	98.0	78-122	10.0	20
SURROGATE: 4-BROMOFLUOROBENZE	25.0	24.6	24.7	98.4	98.8	85-114		

Comments: \_\_\_\_\_

<u>Primary</u>	<u>SPK</u>	<u>DUP</u>
Quant Method :	LGAS1129.M	LGAS1129.M
Extraction Date :	11/30/2021	11/30/2021
Analysis Date :	11/30/2021	11/30/2021
Instrument :	Loki	Loki
Run :	1129L29	1129L30
Initials :	EOG	



# **SW846 9060A**

Form 4

## **Blank Summary**

Lab Name: APPL, Inc.  
Case No: 98300  
Matrix: WATER  
Blank ID: 211129A-BLK

SDG No: 98300  
Date Analyzed: 11/29/2021  
Instrument: TICTOC  
Time Analyzed: 1715

<b>APPL ID.</b>	<b>Client Sample No.</b>	<b>File ID.</b>	<b>Date Analyzed</b>
211129A-LCS	Lab Control Spike	15	11/29/2021 1634
211129A-BLK	Blank	16	11/29/2021 1715
211129A-LCSD	Lab Control Spiked	27	11/30/2021 0039
BA46823	ERH1927	31	11/30/2021 0321
BA46821	ERH1924	32	11/30/2021 0401

Comments: Batch: #TOCW5-211129A

Printed: 12/1/2021 8:38:01 AM  
Form 4, Blank Summary

# WETLAB BLANK

APPL Inc.  
908 North Temperance Avenue  
Clovis, CA 93611

Method	Analyte	Result	LOQ	LOD	DL	Units	Prep Date	Analysis Date	QC Group
SW846 90	TOTAL ORGANIC C	0.350 U	0.93	0.350	0.130	mg/L	11/29/21	11/29/21	#TOCW5-211129A-BA46714

# **SW846 9060A**

Form 4

## **LCS Summary**

Lab Name: APPL, Inc.  
Case No: 98300  
Matrix: WATER  
LCS ID: 211129A-LCS

SDG No: 98300  
Date Analyzed: 11/29/2021  
Instrument: TICTOC  
Time Analyzed: 1634

<b>APPL ID.</b>	<b>Client Sample No.</b>	<b>File ID.</b>	<b>Date Analyzed</b>
211129A-LCS	Lab Control Spike	15	11/29/2021 1634
211129A-BLK	Blank	16	11/29/2021 1715
211129A-LCSD	Lab Control Spiked	27	11/30/2021 0039
BA46823	ERH1927	31	11/30/2021 0321
BA46821	ERH1924	32	11/30/2021 0401

Comments: Batch: #TOCW5-211129A

# Laboratory Control Spike Recoveries

## WETLAB

APPL Inc.  
908 North Temperance Avenue  
Clovis, CA 93611

Method	Compound Name	Spike Lvl mg/L	SPK Res mg/L	DUP Res mg/L	SPK % Recov	DUP % Recov	RPD	RPD Max	QC Limits	Extract Date-Spk	Analysis Date-Spk	Extract Date-Dup	Analysis Date-Dup	QC Group
SW846 90	TOTAL ORGANIC CARBO	5.00	4.90	4.94	98.0	98.8	0.81	20	80-120	11/29/21	11/29/21	11/30/21	11/30/21	#TOCW5-211129A-BA467

Comments: \_\_\_\_\_  
\_\_\_\_\_  
\_\_\_\_\_

**ORGANICS**  
**Calibration Data**

TPH Extractables  
DOC1028

Form 6  
Initial Calibration

Lab Name: APPL, Inc. \_\_\_\_\_

SDG No: \_\_\_\_\_

Case No: \_\_\_\_\_

Initial Cal. Date: 10/28/2021

Matrix: Water \_\_\_\_\_

Instrument: Apollo \_\_\_\_\_

Initials: KA \_\_\_\_\_

1028003.D    1028004.D    1028005.D    1028006.D    1028007.D    1028008.D    1028009.D

	Compound	1	2	3	4	5	6	7				Avg	%RSD	Type	r <sup>2</sup>	Q
1	HATM Diesel (C10-C24)	2983809	2406563	2517872	2418941	2337993	2387715	2563791				2516669	8.7	HATM		
2	HBTML Motor Oil (C24-C40)	5192328	3260715	2065863	1824592	1695984	1676117	1728658				2492037	53	HBTML	1.000	
3	SA Ortho-Terphenyl(S)	3637234	3178668	3119876	3035678	2926966	2905323	3088794				3127505	7.9	SA		
4	SA Octacosane(S)	2469203	2170507	2286410	2275552	2170413	2171254	2286658				2261428	4.8	SA		
5																
6																
7																
8																
9																
10																
11																
12																
13																
14																
15																
16																
17																
18																
19																
20																
21																
22																
23																
24																
25																
26																
27																
28																
29																
30																
31																
32																
33																
34																
35																

2.118919

Data File : G:\APOLLO\DATA\211028\1028003.D Vial: 3  
 Acq On : 10-28-21 9:19:03 Operator: KA  
 Sample : DMO STD 1 10/28/21 Inst : Apollo  
 Misc : water Multiplr: 1.00  
 IntFile : events.e  
 Quant Time: Oct 28 15:39 2021 Quant Results File: DOC1028.RES

Method : G:\APOLLO\DATA\211028\DOC1028.M (Chemstation Integrator)  
 Title : 8015 B&C  
 Last Update : Thu Oct 28 15:39:11 2021  
 Response via : Multiple Level Calibration

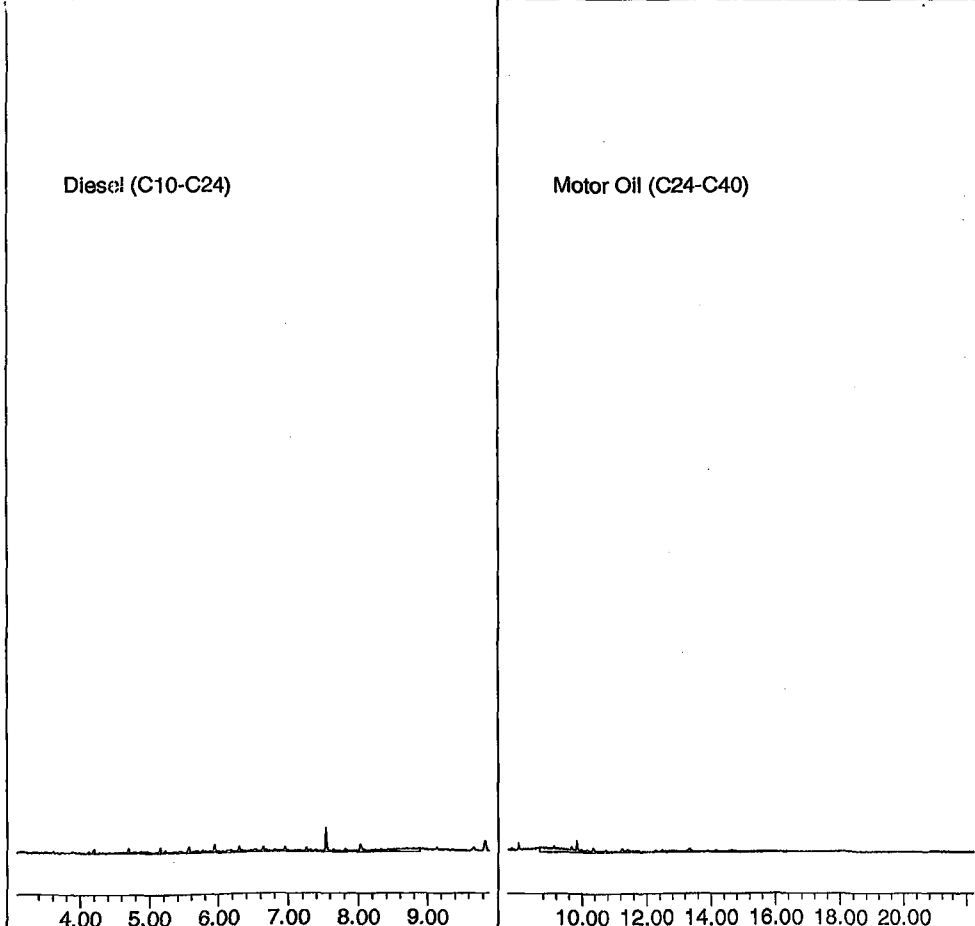
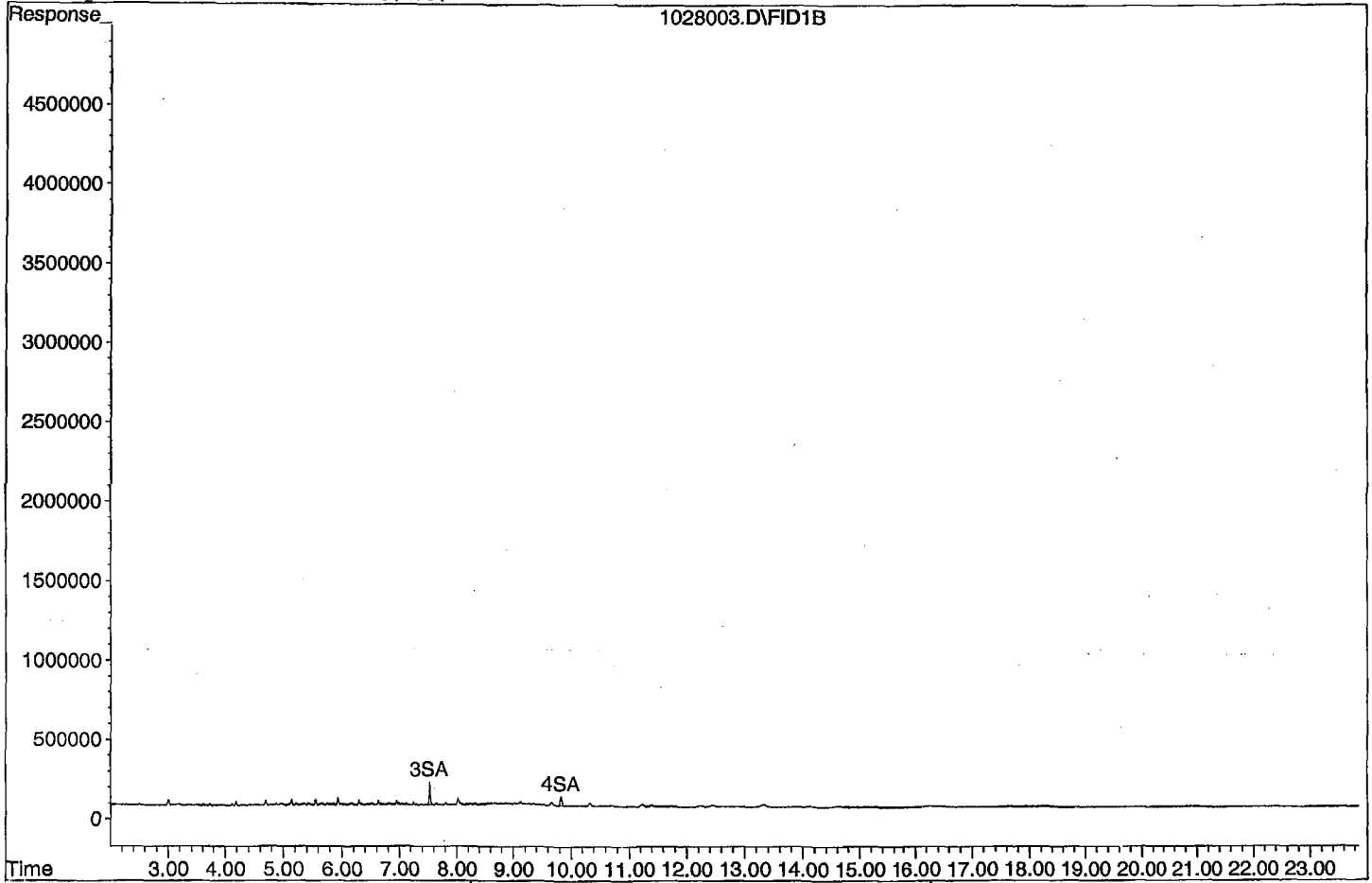
Volume Inj. : 2UL  
 Signal Phase : DB-5  
 Signal Info : FID02A

Compound	R.T.	Response	Conc Units
System Monitoring Compounds			
3) SA Ortho-Terphenyl(S)	7.53	1818617	0.291 ppb
Surrogate Spike 30.000		Recovery =	0.97%
4) SA Octacosane(S)	9.82	1234601	0.273 ppb
Surrogate Spike 30.000		Recovery =	0.91%
Target Compounds			
1) HATM Diesel (C10-C24)	6.49	29838086	5.928 ppb
2) HBTM Motor Oil (C24-C40)	14.96	51923283	5.234 ppb
Target Compounds			

Quantitation Report

Data File: G:\APOLLO\DATA\211028\1028003.D

Sample : DMO STD 1 10/28/21





Data File : G:\APOLLO\DATA\211028\1028004.D Vial: 4  
 Acq On : 10-28-21 9:47:06 Operator: KA  
 Sample : DMO STD 2 10/28/21 Inst : Apollo  
 Misc : water Multiplr: 1.00  
 IntFile : events.e  
 Quant Time: Oct 28 15:39 2021 Quant Results File: DOC1028.RES

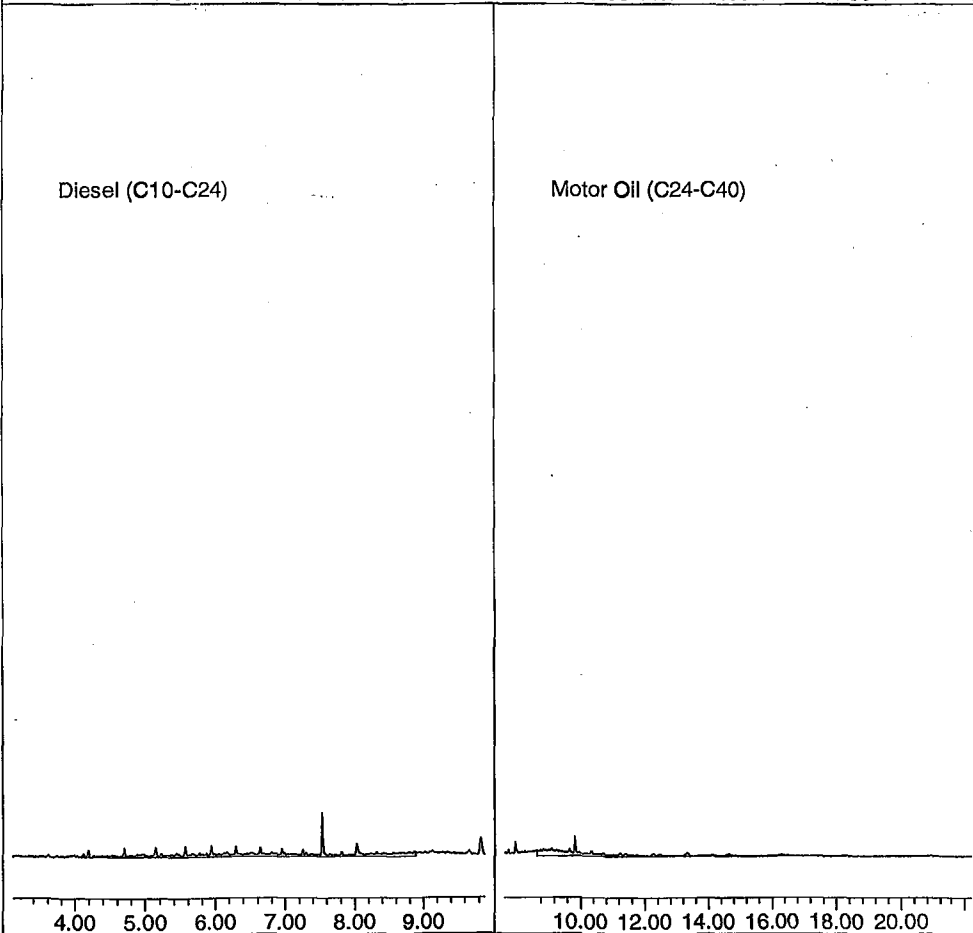
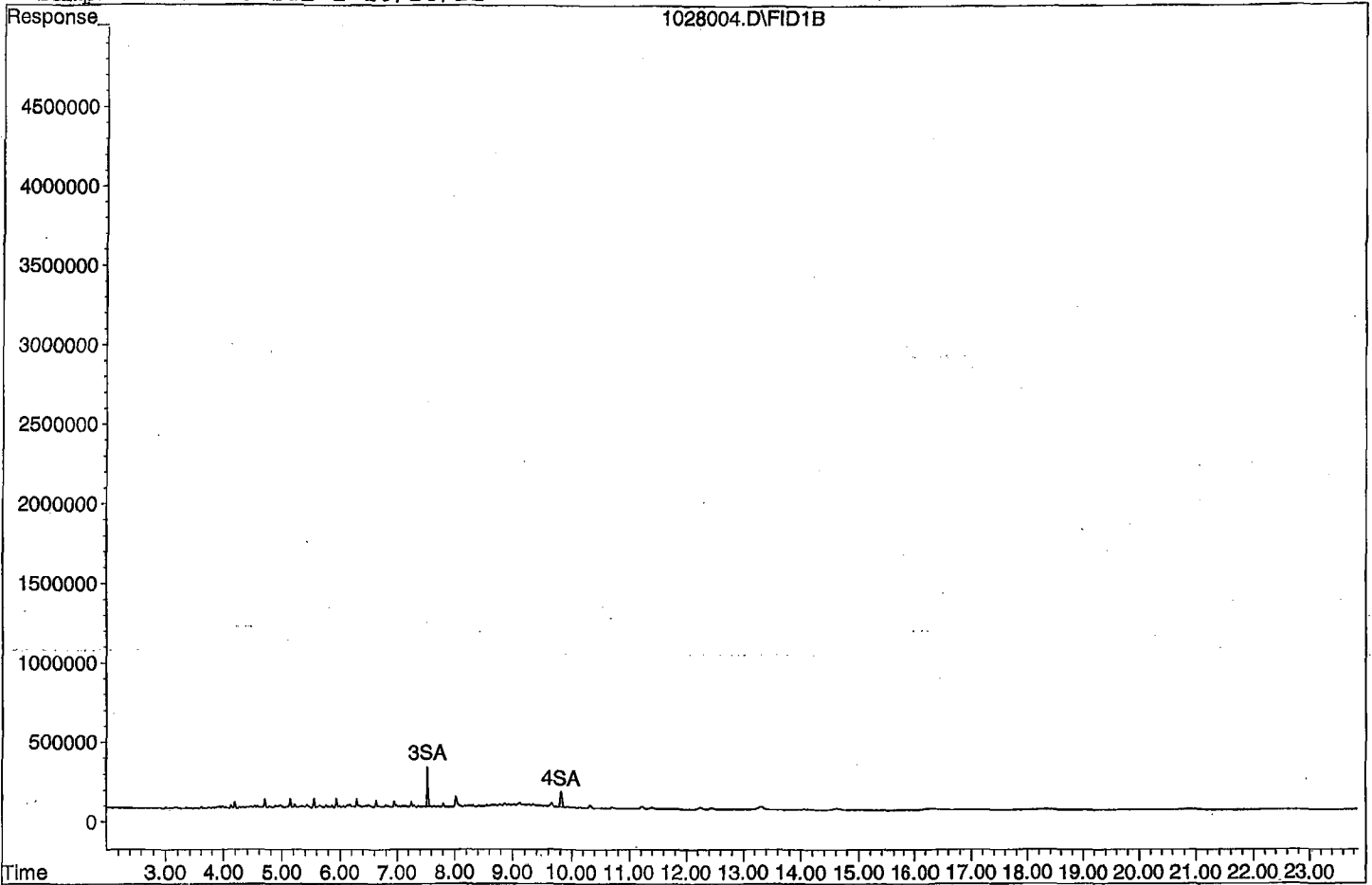
Method : G:\APOLLO\DATA\211028\DOC1028.M (Chemstation Integrator)  
 Title : 8015 B&C  
 Last Update : Thu Oct 28 15:39:11 2021  
 Response via : Multiple Level Calibration

Volume Inj. : 2UL  
 Signal Phase : DB-5  
 Signal Info : FID02A

Compound	R.T.	Response	Conc Units
System Monitoring Compounds			
3) SA Ortho-Terphenyl(S)	7.53	3178668	0.508 ppb
Surrogate Spike 30.000		Recovery =	1.69%
4) SA Octacosane(S)	9.82	2170507	0.480 ppb
Surrogate Spike 30.000		Recovery =	1.60%
Target Compounds			
1) HATM Diesel (C10-C24)	6.49	48131263	9.562 ppb
2) HBTM Motor Oil (C24-C40)	14.96	65214303	9.152 ppb
Target Compounds			

Quantitation Report

Data File: G:\APOLLO\DATA\211028\1028004.D  
Sample : DMO STD 2 10/28/21



Quantitation Report (Not Reviewed)

Data File : G:\APOLLO\DATA\211028\1028005.D Vial: 5  
 Acq On : 10-28-21 10:15:13 Operator: KA  
 Sample : DMO STD 3 10/28/21 Inst : Apollo  
 Misc : water Multiplr: 1.00  
 IntFile : events.e  
 Quant Time: Oct 28 15:39 2021 Quant Results File: DOC1028.RES

Method : G:\APOLLO\DATA\211028\DOC1028.M (Chemstation Integrator)  
 Title : 8015 B&C  
 Last Update : Thu Oct 28 15:39:11 2021  
 Response via : Multiple Level Calibration

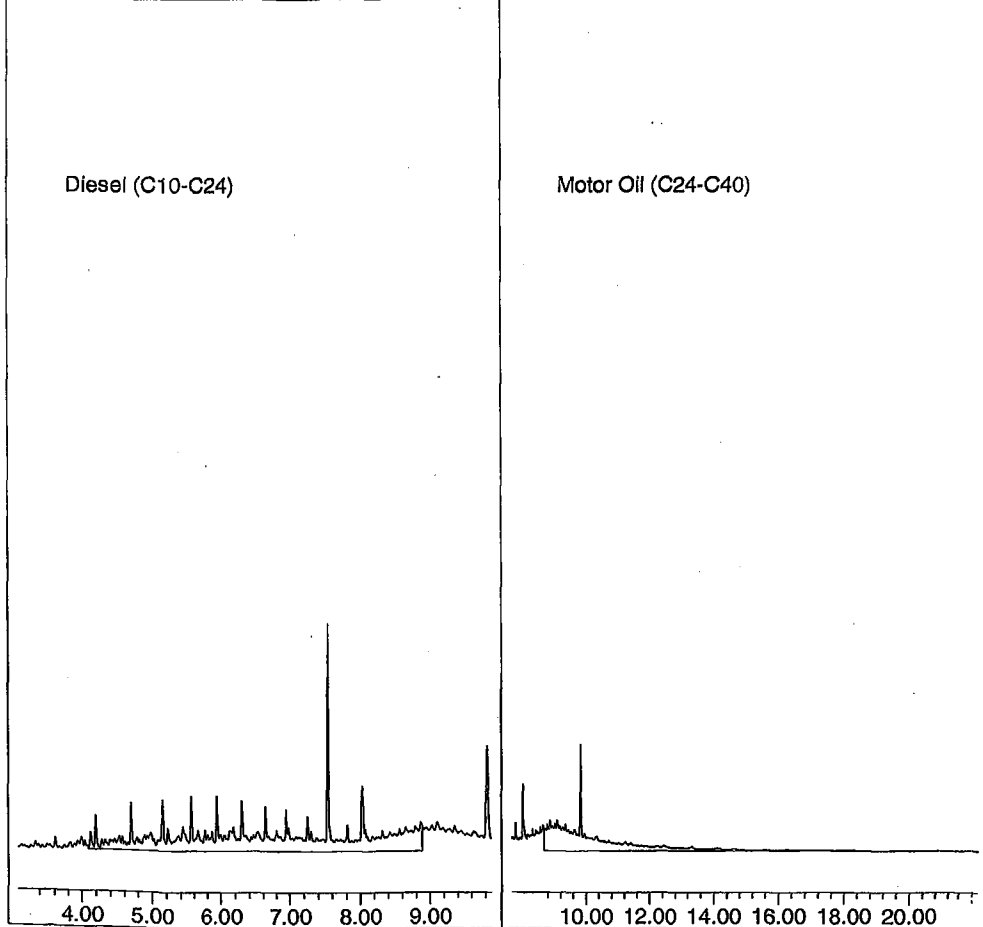
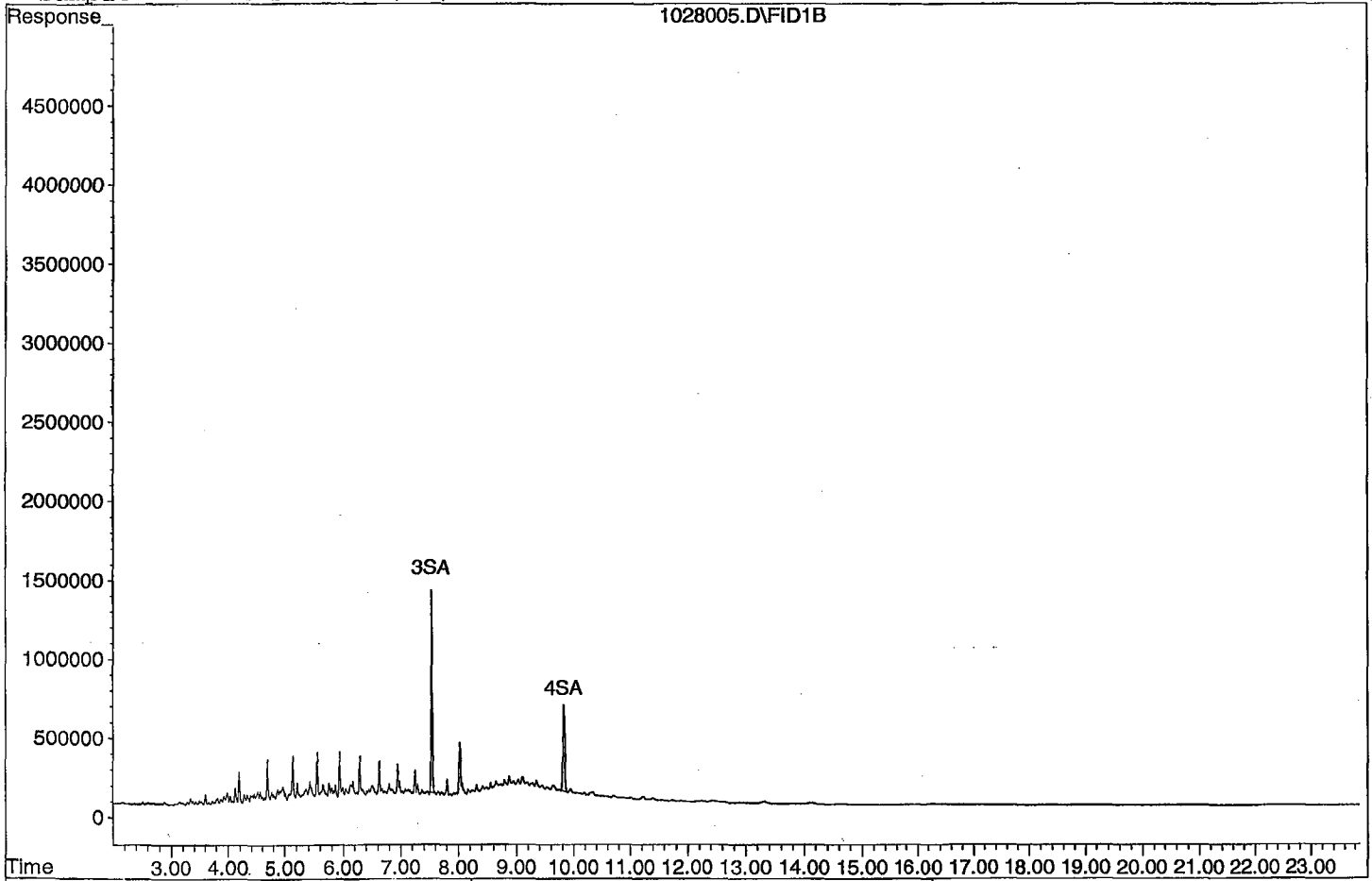
Volume Inj. : 2UL  
 Signal Phase : DB-5  
 Signal Info : FID02A

Compound	R.T.	Response	Conc Units
-----			
System Monitoring Compounds			
3) SA Ortho-Terphenyl (S)	7.53	15599382	2.494 ppb
Surrogate Spike 30.000		Recovery =	8.31%
4) SA Octacosane (S)	9.82	11432050	2.528 ppb
Surrogate Spike 30.000		Recovery =	8.43%
Target Compounds			
1) HATM Diesel (C10-C24)	6.49	251787231	50.024 ppb
2) HBTM Motor Oil (C24-C40)	14.96	206586322	50.832 ppb

Target Compounds

Quantitation Report

Data File: G:\APOLLO\DATA\211028\1028005.D  
Sample : DMO STD 3 10/28/21



Data File : G:\APOLLO\DATA\211028\1028006.D Vial: 6  
 Acq On : 10-28-21 10:43:31 Operator: KA  
 Sample : DMO STD 4 10/28/21 Inst : Apollo  
 Misc : water Multiplr: 1.00  
 IntFile : events.e  
 Quant Time: Oct 28 15:39 2021 Quant Results File: DOC1028.RES

Method : G:\APOLLO\DATA\211028\DOC1028.M (Chemstation Integrator)  
 Title : 8015 B&C  
 Last Update : Thu Oct 28 15:39:11 2021  
 Response via : Multiple Level Calibration

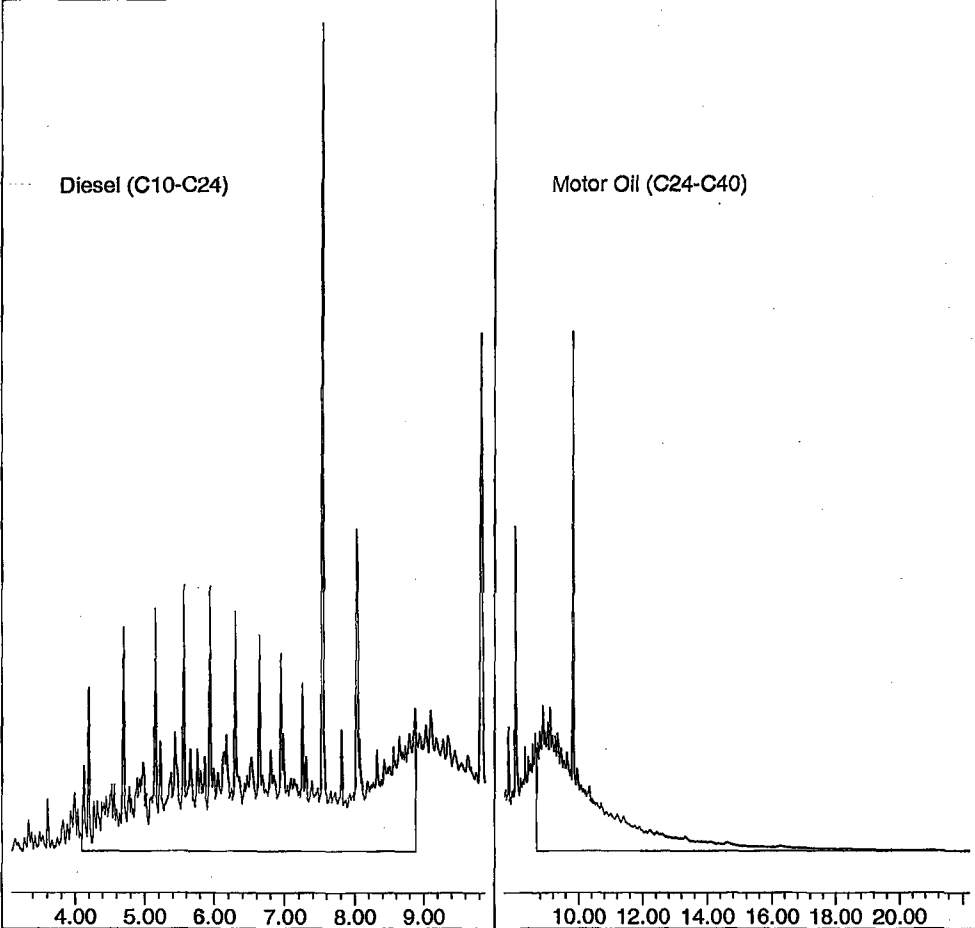
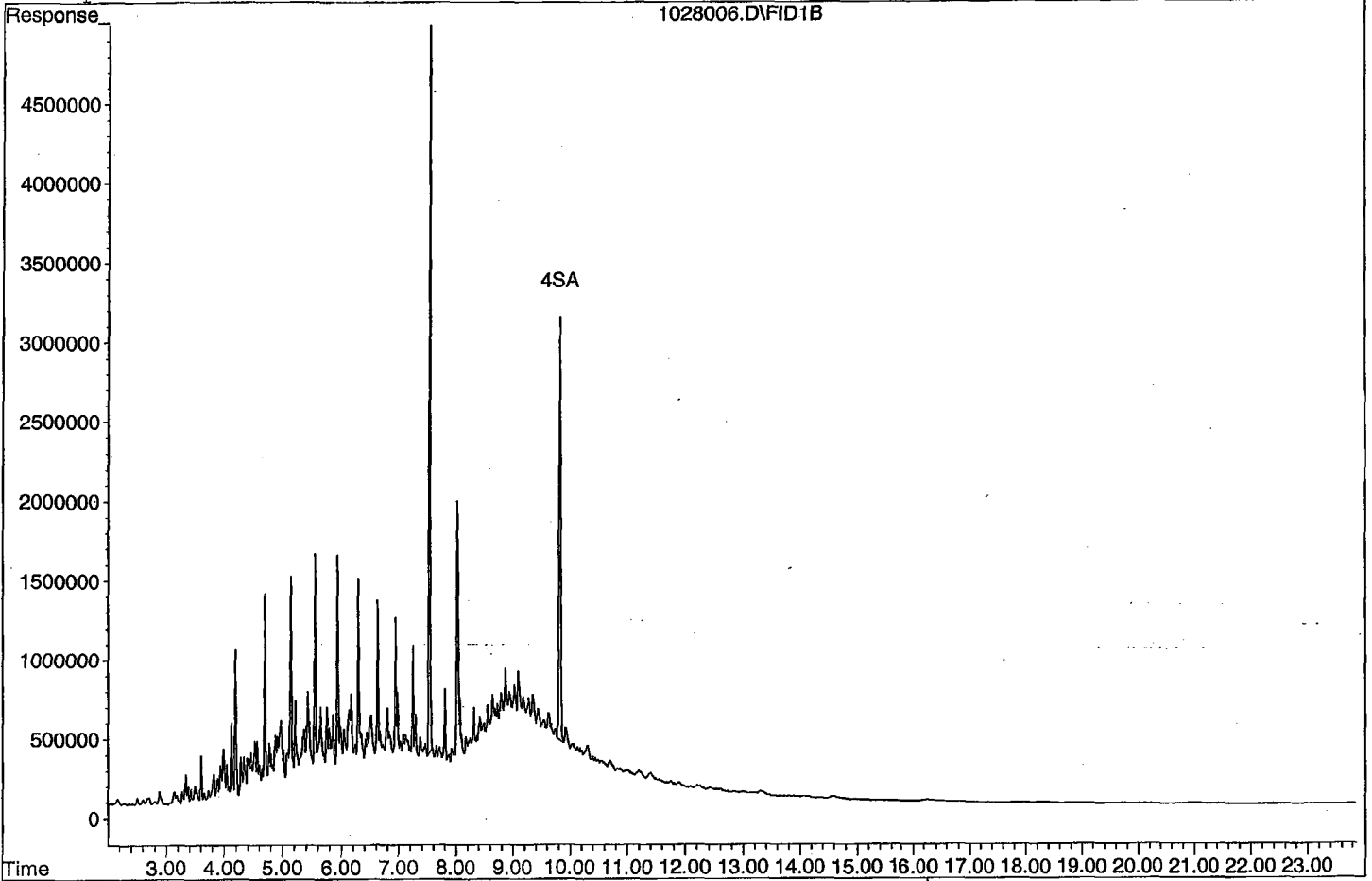
Volume Inj. : 2UL  
 Signal Phase : DB-5  
 Signal Info : FID02A

Compound	R.T.	Response	Conc Units
System Monitoring Compounds			
3) SA Ortho-Terphenyl(S)	7.53	75891940	12.133 ppb
Surrogate Spike 30.000		Recovery =	40.44%
4) SA Octacosane(S)	9.82	56888797	12.578 ppb
Surrogate Spike 30.000		Recovery =	41.93%
Target Compounds			
1) HATM Diesel-(C10-C24)	6.49	1209470396	240.292 ppb
2) HBTM Motor Oil (C24-C40)	14.96	912296132	258.892 ppb
Target Compounds			

Quantitation Report

Data File: G:\APOLLO\DATA\211028\1028006.D

Sample : DMO STD 4 10/28/21



Data File : G:\APOLLO\DATA\211028\1028007.D Vial: 7  
 Acq On : 10-28-21 11:11:42 Operator: KA  
 Sample : DMO STD 5 10/28/21 Inst : Apollo  
 Misc : water Multiplr: 1.00  
 IntFile : events.e  
 Quant Time: Oct 28 15:39 2021 Quant Results File: DOC1028.RES

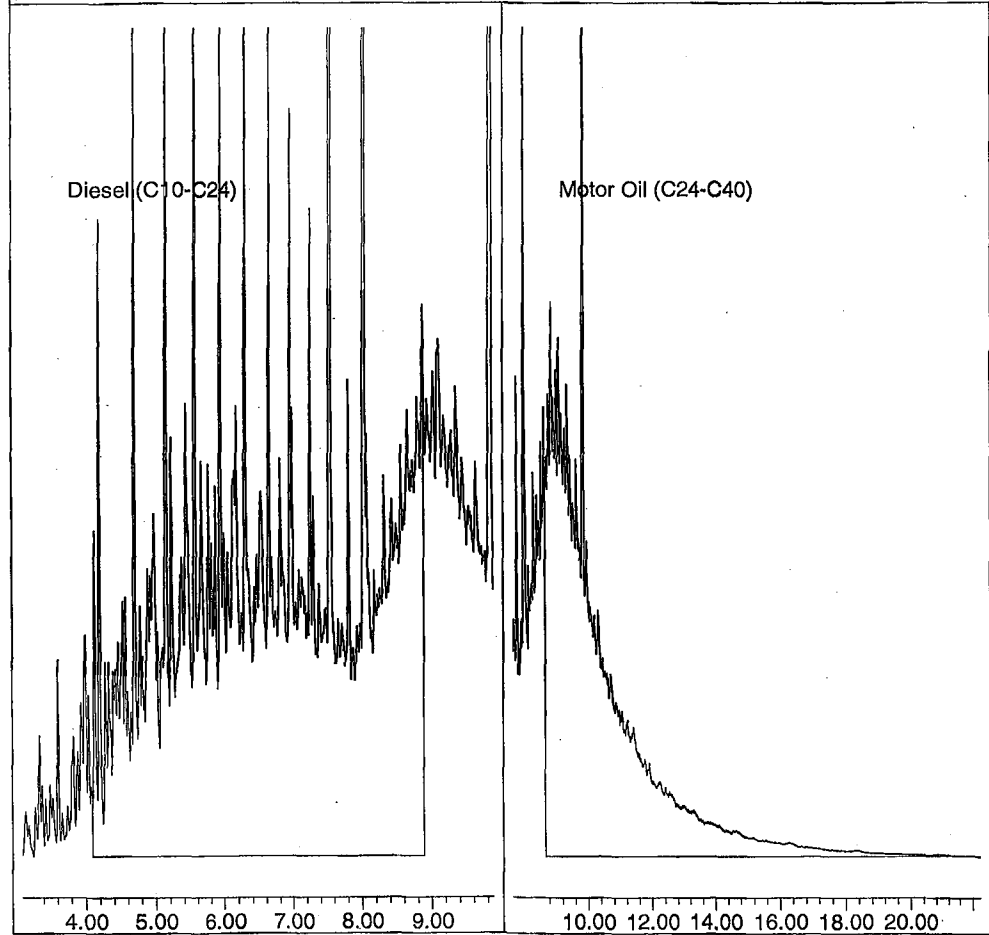
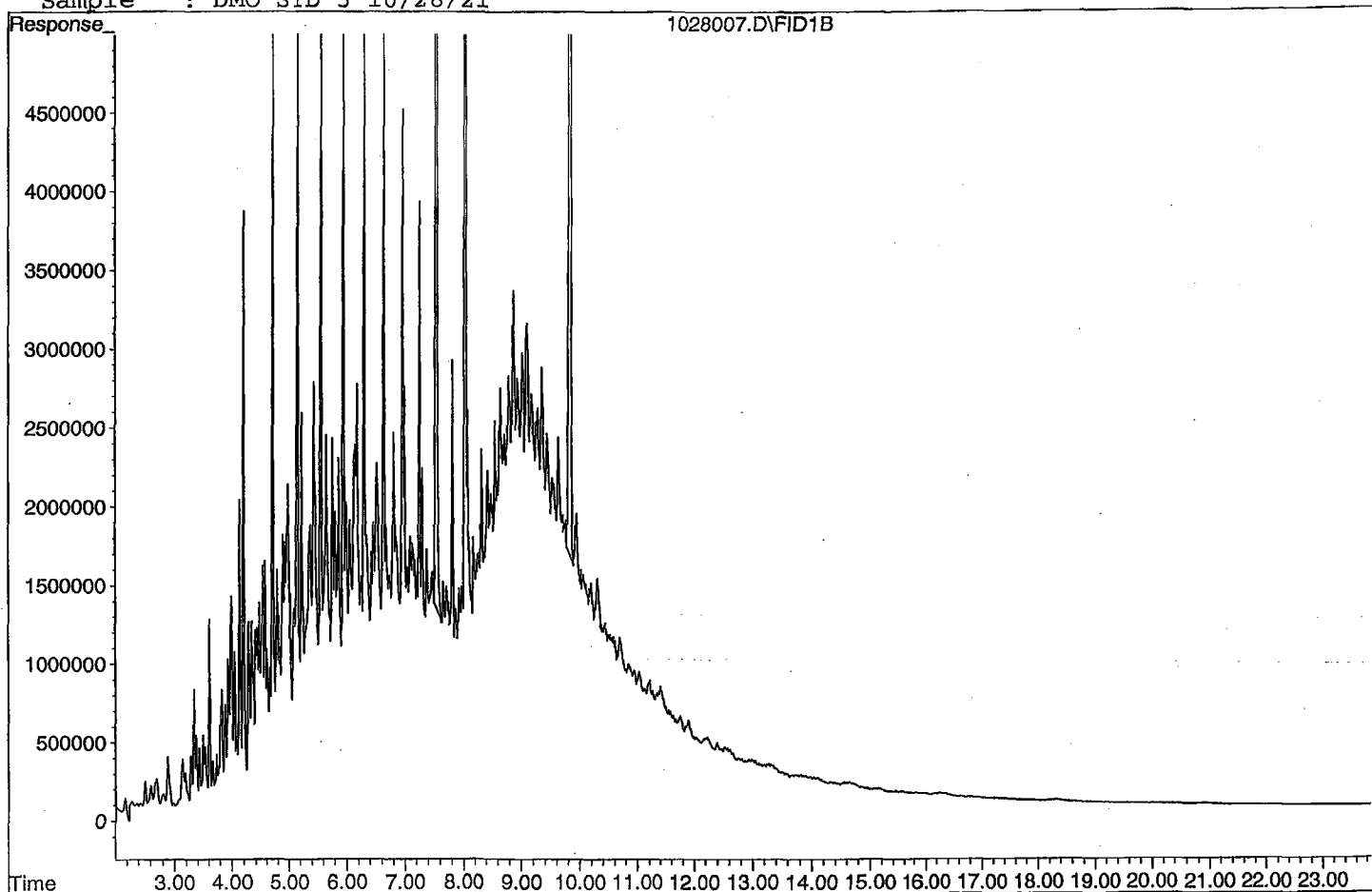
Method : G:\APOLLO\DATA\211028\DOC1028.M (Chemstation Integrator)  
 Title : 8015 B&C  
 Last Update : Thu Oct 28 15:39:11 2021  
 Response via : Multiple Level Calibration

Volume Inj. : 2UL  
 Signal Phase : DB-5  
 Signal Info : FID02A

Compound	R.T.	Response	Conc Units
System Monitoring Compounds			
3) SA Ortho-Terphenyl(S)	7.54	292696553	46.794 ppb
Surrogate Spike 30.000		Recovery =	155.98%
4) SA Octacosane(S)	9.83	217041298	47.988 ppb
Surrogate Spike 30.000		Recovery =	159.96%
Target Compounds			
1) HATM Diesel (C10-C24)	6.49	4675985227	929.003 ppb
2) HBTM Motor Oil (C24-C40)	14.96	3391967397	989.959 ppb
Target Compounds			

Quantitation Report

Data File: G:\APOLLO\DATA\211028\1028007.D  
Sample : DMO STD 5 10/28/21





Quantitation Report (Not Reviewed)

Data File : G:\APOLLO\DATA\211028\1028008.D Vial: 8  
 Acq On : 10-28-21 11:39:55 Operator: KA  
 Sample : DMO STD 6 10/28/21 Inst : Apollo  
 Misc : water Multiplr: 1.00  
 IntFile : events.e  
 Quant Time: Oct 28 15:39 2021 Quant Results File: DOC1028.RES

Method : G:\APOLLO\DATA\211028\DOC1028.M (Chemstation Integrator)  
 Title : 8015 B&C  
 Last Update : Thu Oct 28 15:39:11 2021  
 Response via : Multiple Level Calibration

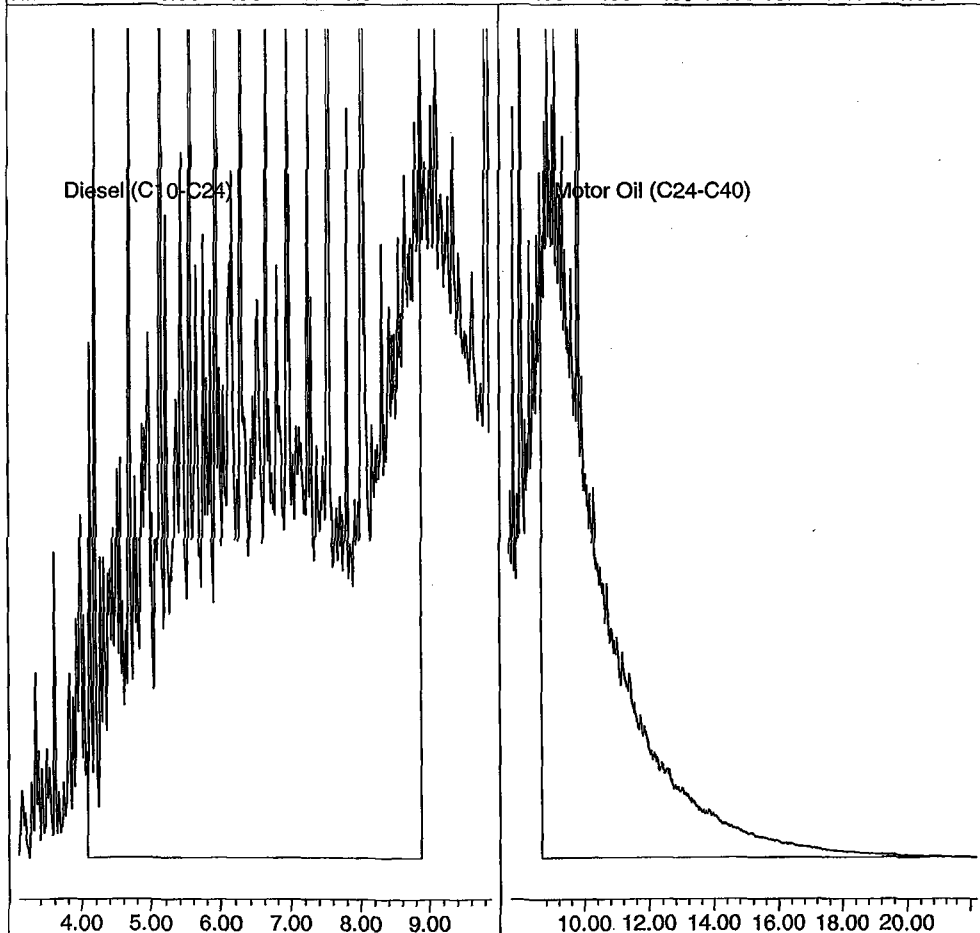
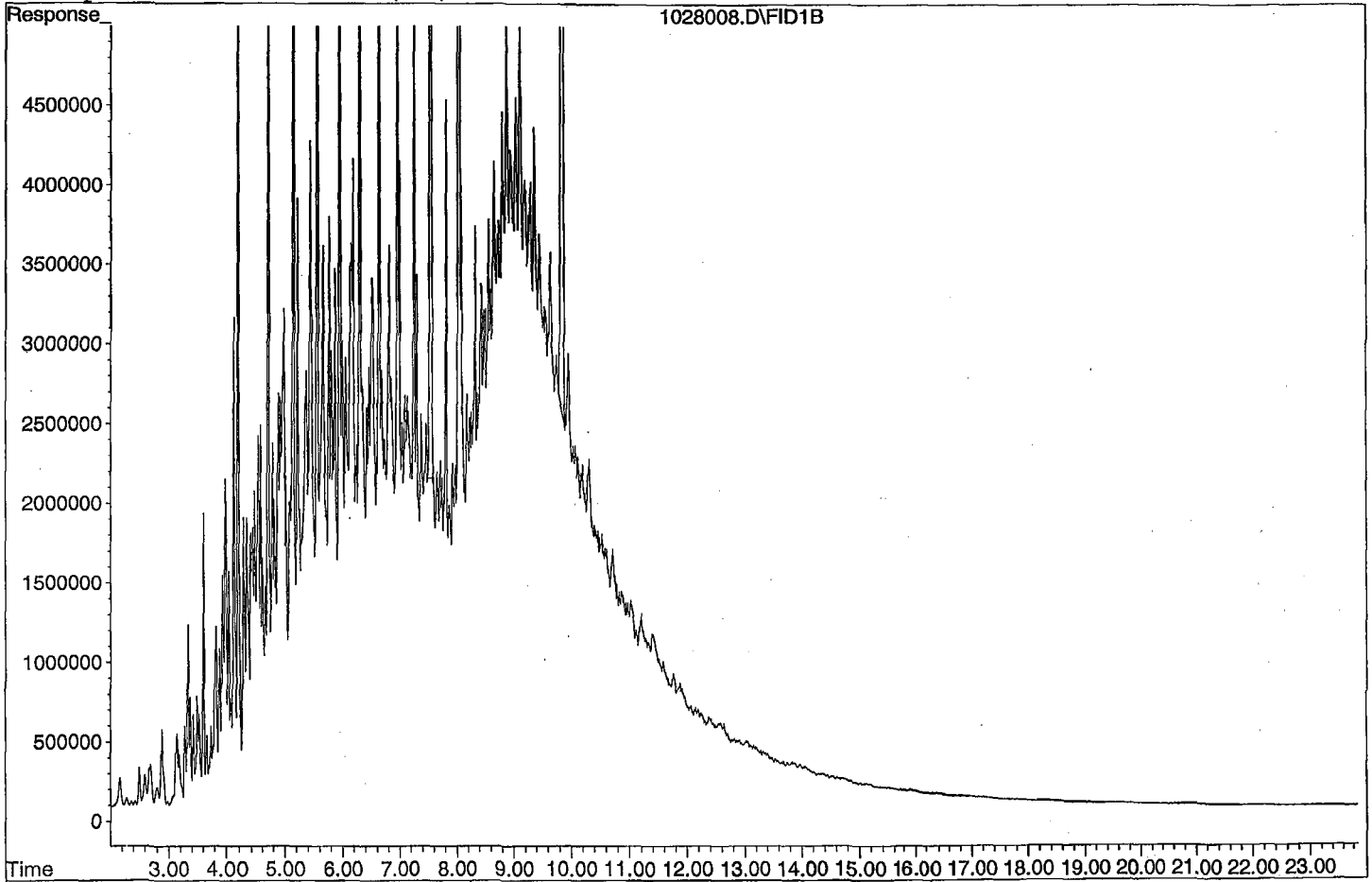
Volume Inj. : 2UL  
 Signal Phase : DB-5  
 Signal Info : FID02A

Compound	R.T.	Response	Conc Units
System Monitoring Compounds			
3) SA Ortho-Terphenyl(S)	7.54	435798382	69.672 ppb
Surrogate Spike 30.000		Recovery =	232.24%
4) SA Octacosane(S)	9.84	325688048	72.009 ppb
Surrogate Spike 30.000		Recovery =	240.03%
Target Compounds			
1) HATM Diesel (C10-C24)	6.49	7163144090	1423.140 ppb
2) HBTM Motor Oil (C24-C40)	14.96	5028351305	1472.405 ppb

Target Compounds

Quantitation Report

Data File: G:\APOLLO\DATA\211028\1028008.D  
Sample : DMO STD 6 10/28/21



Quantitation Report (Not Reviewed)

Data File : G:\APOLLO\DATA\211028\1028009.D Vial: 9  
 Acq On : 10-28-21 12:08:10 Operator: KA  
 Sample : DMO STD 7 10/28/21 Inst : Apollo  
 Misc : water Multiplr: 1.00  
 IntFile : events.e  
 Quant Time: Oct 28 15:39 2021 Quant Results File: DOC1028.RES

Method : G:\APOLLO\DATA\211028\DOC1028.M (Chemstation Integrator)  
 Title : 8015 B&C  
 Last Update : Thu Oct 28 15:39:11 2021  
 Response via : Multiple Level Calibration

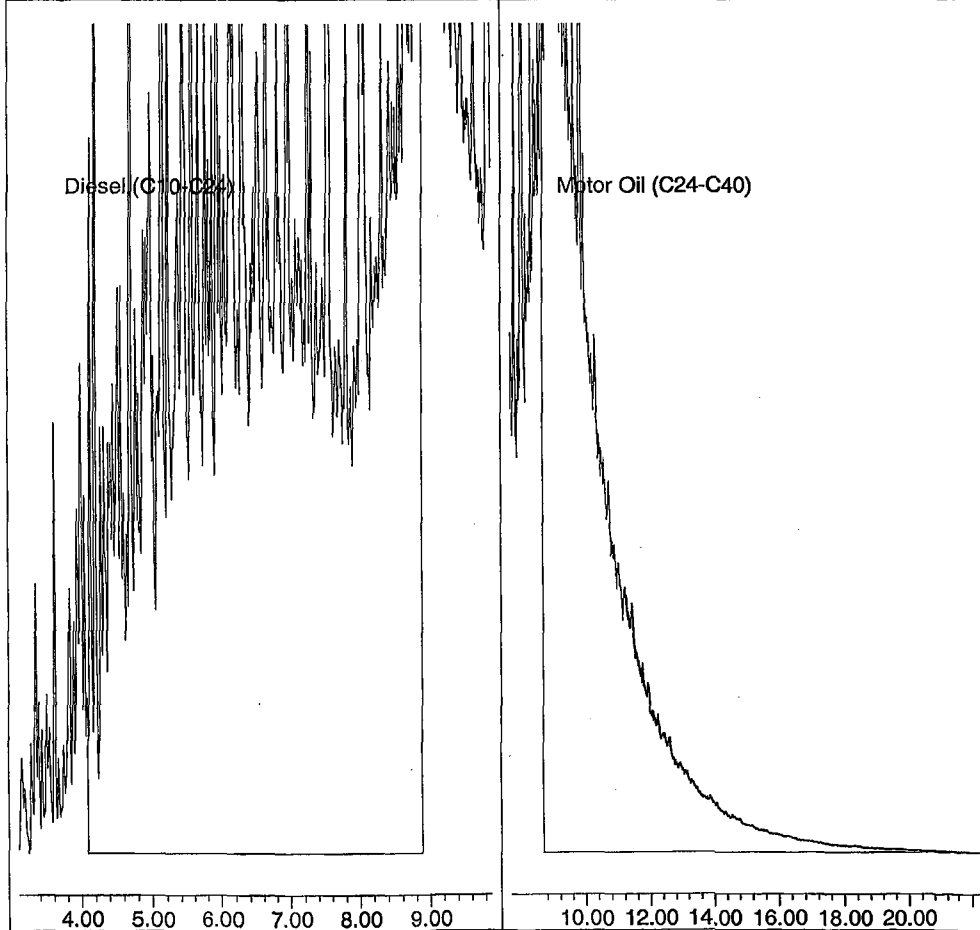
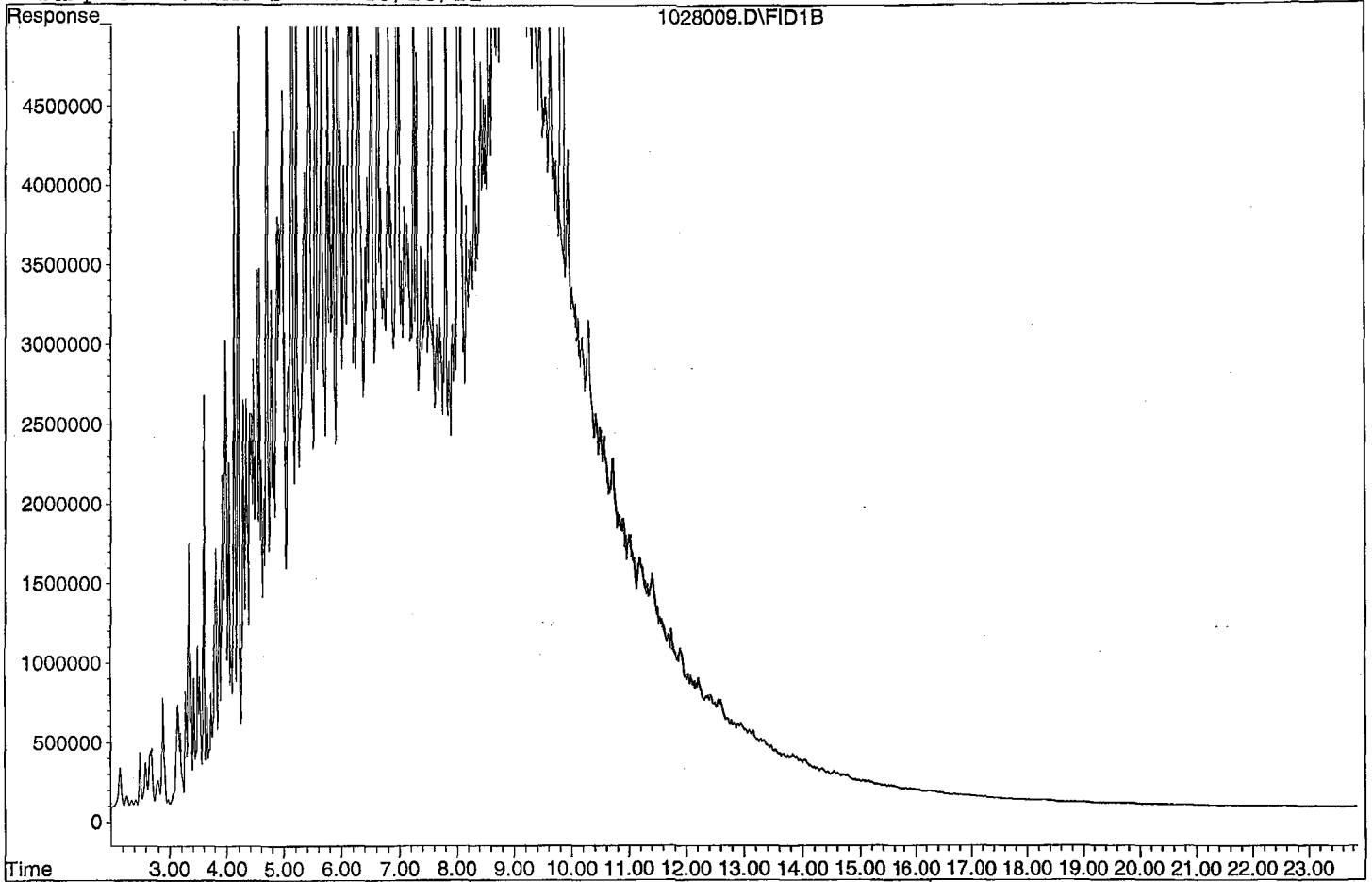
Volume Inj. : 2UL  
 Signal Phase : DB-5  
 Signal Info : FID02A

Compound	R.T.	Response	Conc Units
System Monitoring Compounds			
3) SA Ortho-Terphenyl(S)	7.54	617758709	98.762 ppb
Surrogate Spike 30.000		Recovery =	329.21%
4) SA Octacosane(S)	9.85	457331573	101.116 ppb
Surrogate Spike 30.000		Recovery =	337.05%
Target Compounds			
1) HATM Diesel (C10-C24)	6.49	10255165539	2037.448 ppb
2) HBTM Motor Oil (C24-C40)	14.96	6914631831	2028.526 ppb
Target Compounds			

Quantitation Report

Data File: G:\APOLLO\DATA\211028\1028009.D

Sample : DMO STD 7 10/28/21



TPH Extractables  
DOC1028

Form 7

Second Source Calibration

Lab Name: APPL, Inc.  
Case No: \_\_\_\_\_  
Matrix: Water

SDG No: \_\_\_\_\_  
Date Analyzed: 10/28/2021  
Instrument: Apollo  
Initial Cal. Date: 10/28/2021  
Data File: 1028010.D

	Compound	MEAN	CCRF	%D	%Drift	
1	HATM Diesel (C10-C24)	2516670	2266400	9.9	HATM	
2	HBTM Motor Oil (C24-C40)	2492040	1663520	33	HBTML	5.9
3						
4						
5						
6						
7						
8						
9						
10						
11						
12						
13						
14						
15						
16						
17						
18						
19						
20						
21						
22						
23						
24						
25						
26						
27						
28						
29						
30						
31						
32						
33						
34						
35						
36						
37						
38						
39						
40						

Average

21.5

Data File : G:\APOLLO\DATA\211028\1028010.D Vial: 10  
 Acq On : 10-28-21 12:36:26 Operator: KA  
 Sample : DMO Second Source 10/28/21 Inst : Apollo  
 Misc : water Multiplr: 1.00  
 IntFile : events.e  
 Quant Time: Oct 28 15:39 2021 Quant Results File: DOC1028.RES

Method : G:\APOLLO\DATA\211028\DOC1028.M (Chemstation Integrator)  
 Title : 8015 B&C  
 Last Update : Thu Oct 28 15:39:11 2021  
 Response via : Multiple Level Calibration

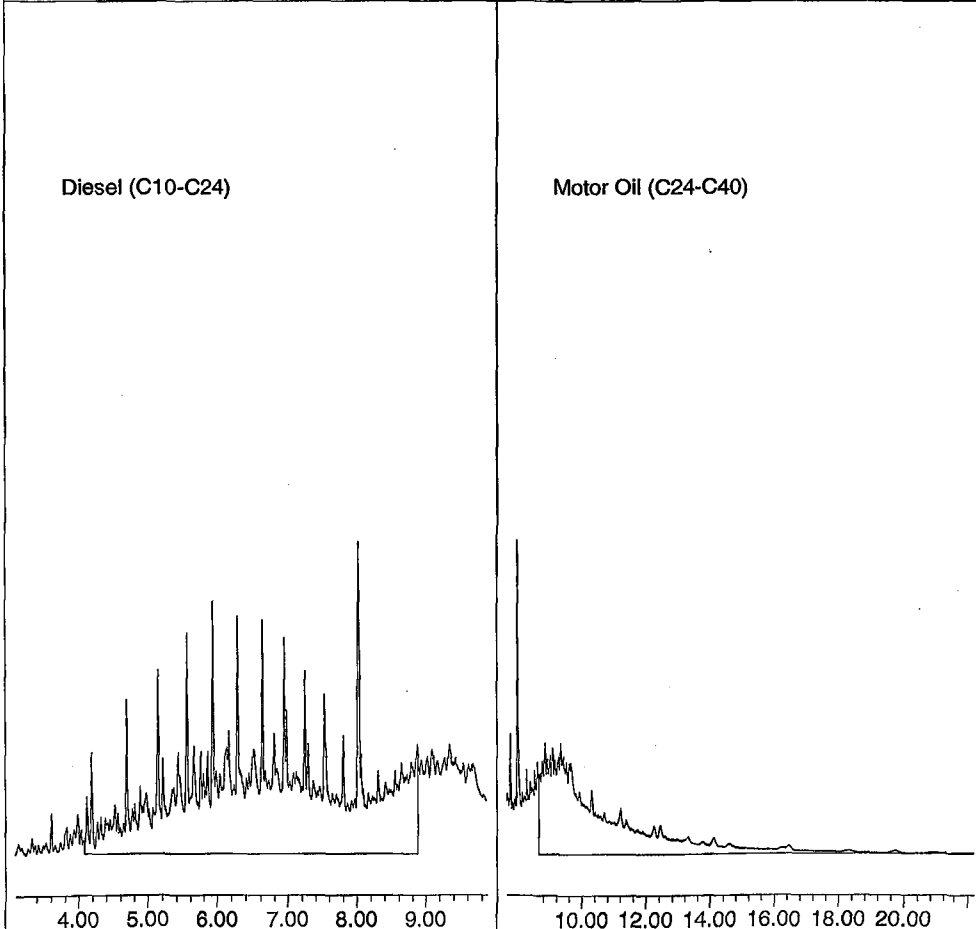
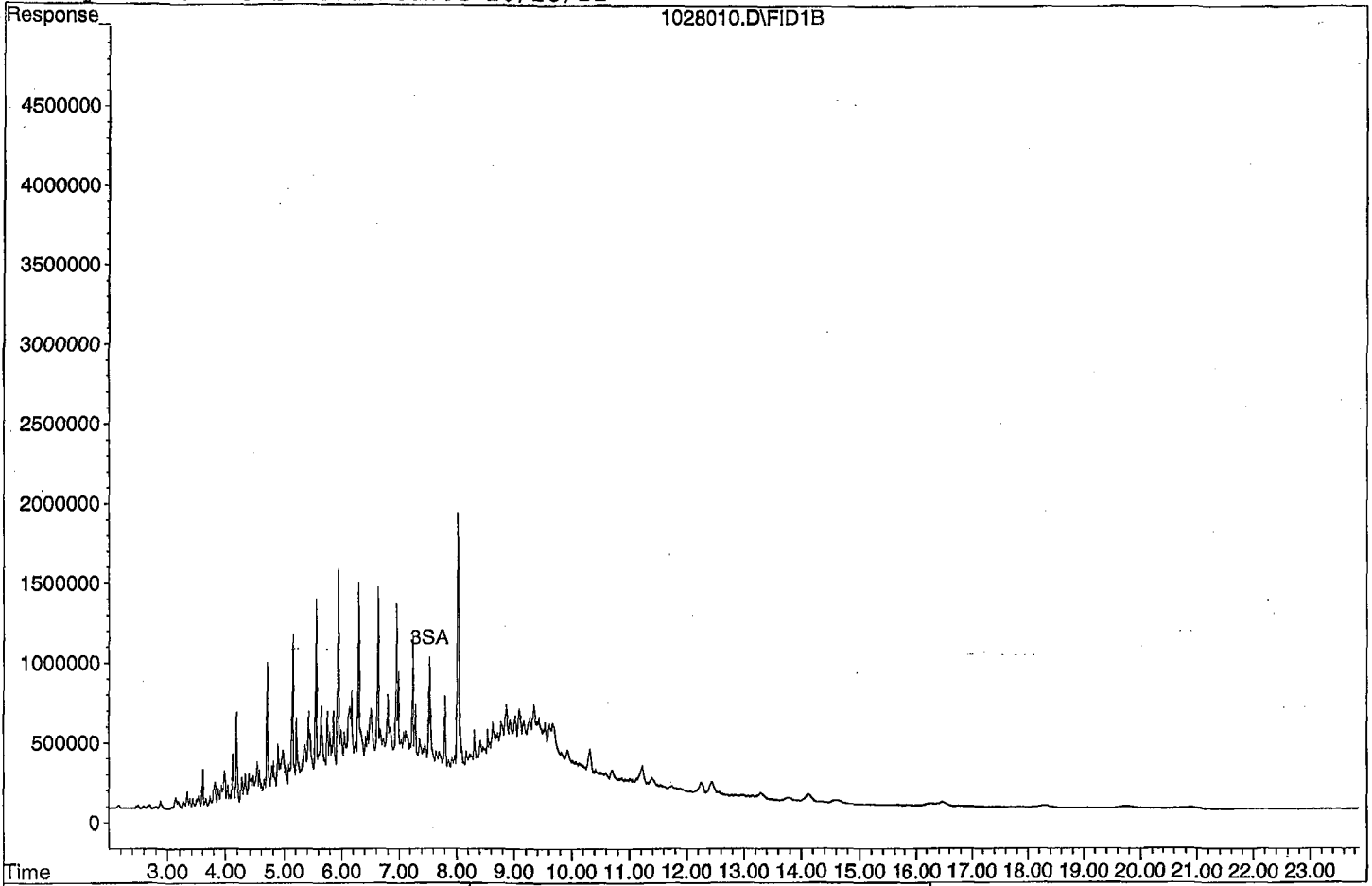
Volume Inj. : 2UL  
 Signal Phase : DB-5  
 Signal Info : FID02A

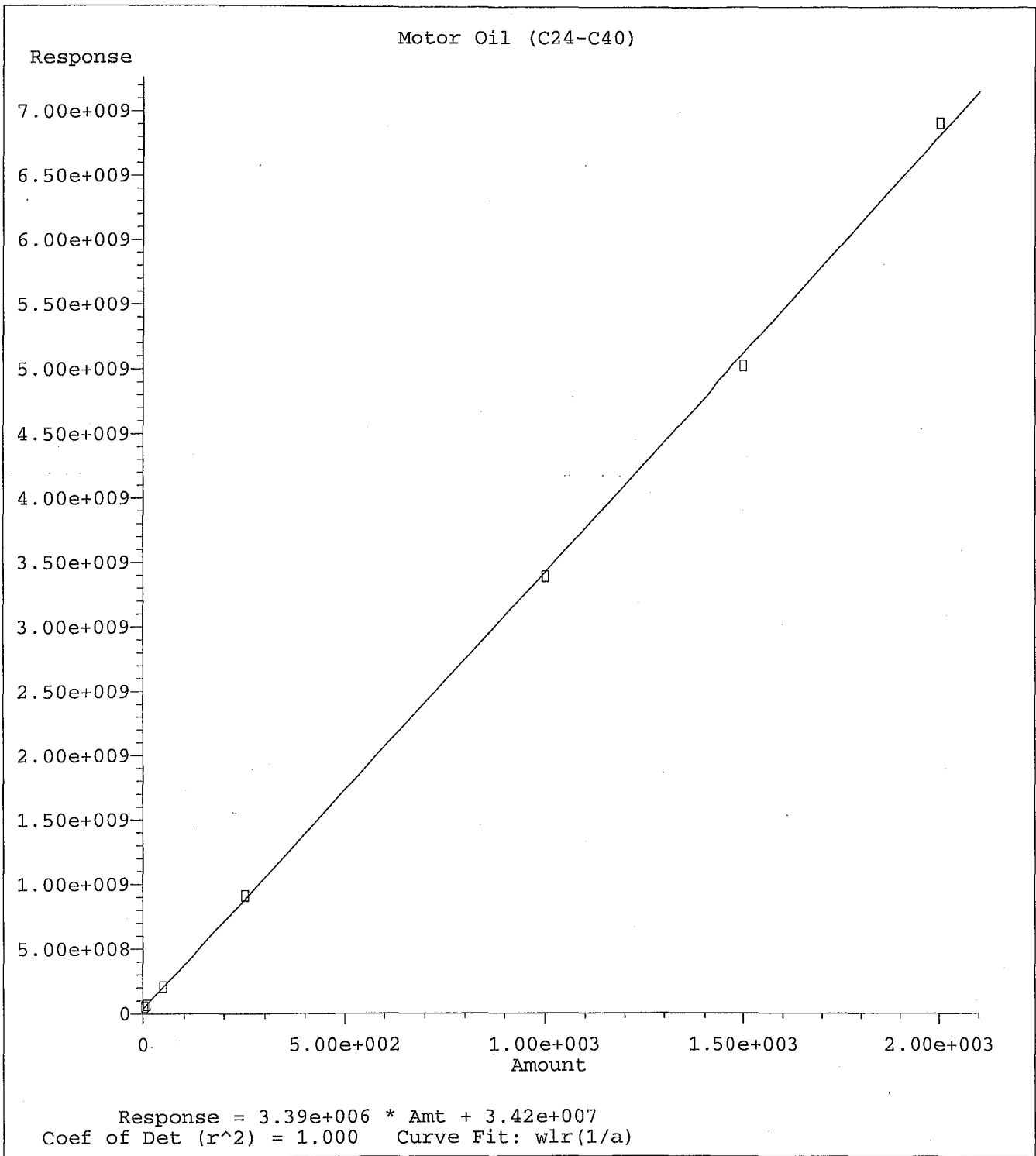
Compound	R.T.	Response	Conc Units
System Monitoring Compounds			
3) SA Ortho-Terphenyl(S)	7.53	4250105	0.679 ppb
Surrogate Spike 30.000		Recovery =	2.26%
4) SA Octacosane(S)	9.83	-3553	N.D. ppb
Surrogate Spike 30.000		Recovery =	0.00%
Target Compounds			
1) HATM Diesel (C10-C24)	6.49	1133202337	225.139 ppb
2) HBTM Motor Oil (C24-C40)	14.96	831758038	235.148 ppb

Target Compounds

Quantitation Report

Data File: G:\APOLLO\DATA\211028\1028010.D  
Sample : DMO Second Source 10/28/21





Method Name: G:\APOLLO\DATA\211028\DOC1028.M  
 Calibration Table Last Updated: Thu Oct 28 15:37:06 2021



TPH Extractables  
DOC1028

Form 7

Continuing Calibration

Lab Name: APPL, Inc.  
Case No: \_\_\_\_\_  
Matrix: Water

SDG No: \_\_\_\_\_  
Date Analyzed: 11/30/2021  
Instrument: Apollo  
Initial Cal. Date: 10/28/2021  
Data File: 1129054.D

		Compound	MEAN	CCRF	%D	%Drift	
1	HATM	Diesel (C10-C24)	2516670	2639320	4.9	HATM	
2	HBTM	Motor Oil (C24-C40)	2492040	1528380	39	HBTML	11
3	SA	Ortho-Terphenyl(S)	3127510	2461080	21	SA	*
4	SA	Octacosane(S)	2261430	2175120	3.8	SA	
5							
6							
7							
8							
9							
10							
11							
12							
13							
14							
15							
16							
17							
18							
19							
20							
21							
22							
23							
24							
25							
26							
27							
28							
29							
30							
31							
32							
33							
34							
35							
36							
37							
38							
39							
40							

Average

17.2

Quantitation Report (Not Reviewed)

Data File : G:\APOLLO\DATA\211129\1129054.D Vial: 54  
 Acq On : 11-30-21 17:20:36 Operator: KA  
 Sample : DMO STD DF2 10/06/21 Inst : Apollo  
 Misc : water Multiplr: 1.00  
 IntFile : events.e  
 Quant Time: Dec 3 8:33 2021 Quant Results File: DOC1028.RES

Method : G:\APOLLO\DATA\211129\DOC1028.M (Chemstation Integrator)  
 Title : 8015 B&C  
 Last Update : Wed Dec 01 08:12:47 2021  
 Response via : Multiple Level Calibration

Volume Inj. : 2UL  
 Signal Phase : DB-5  
 Signal Info : FID02A

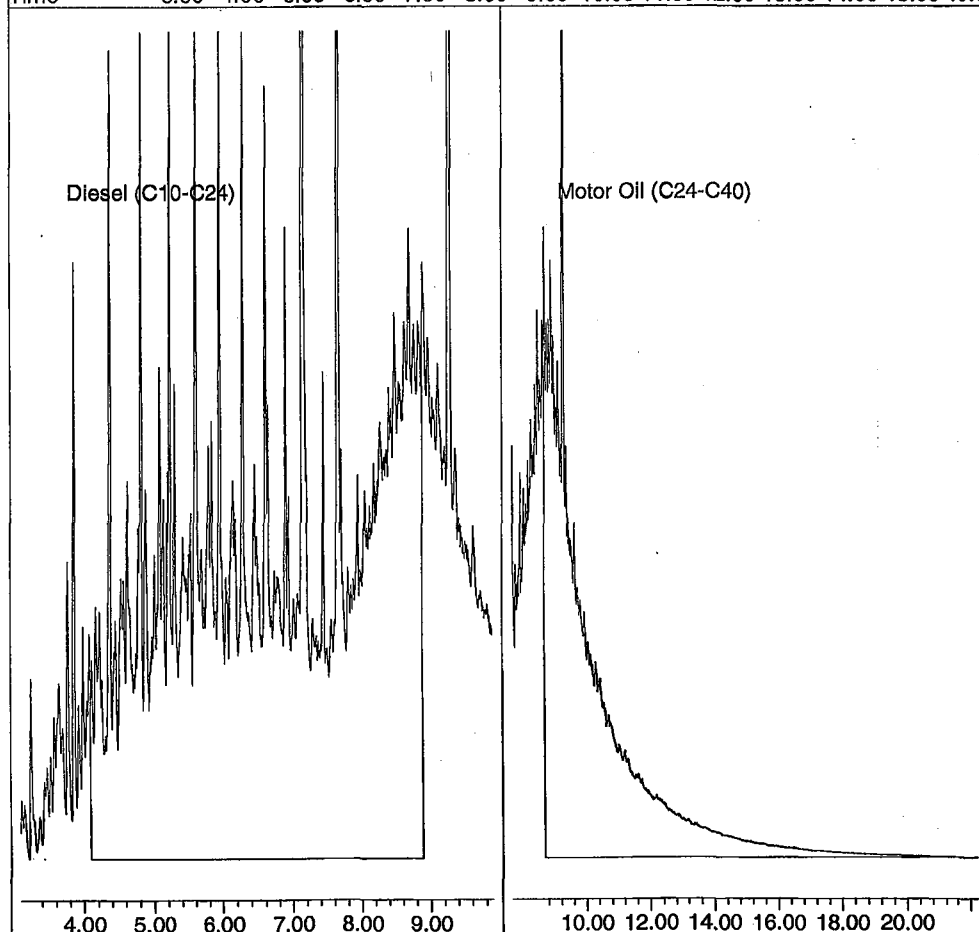
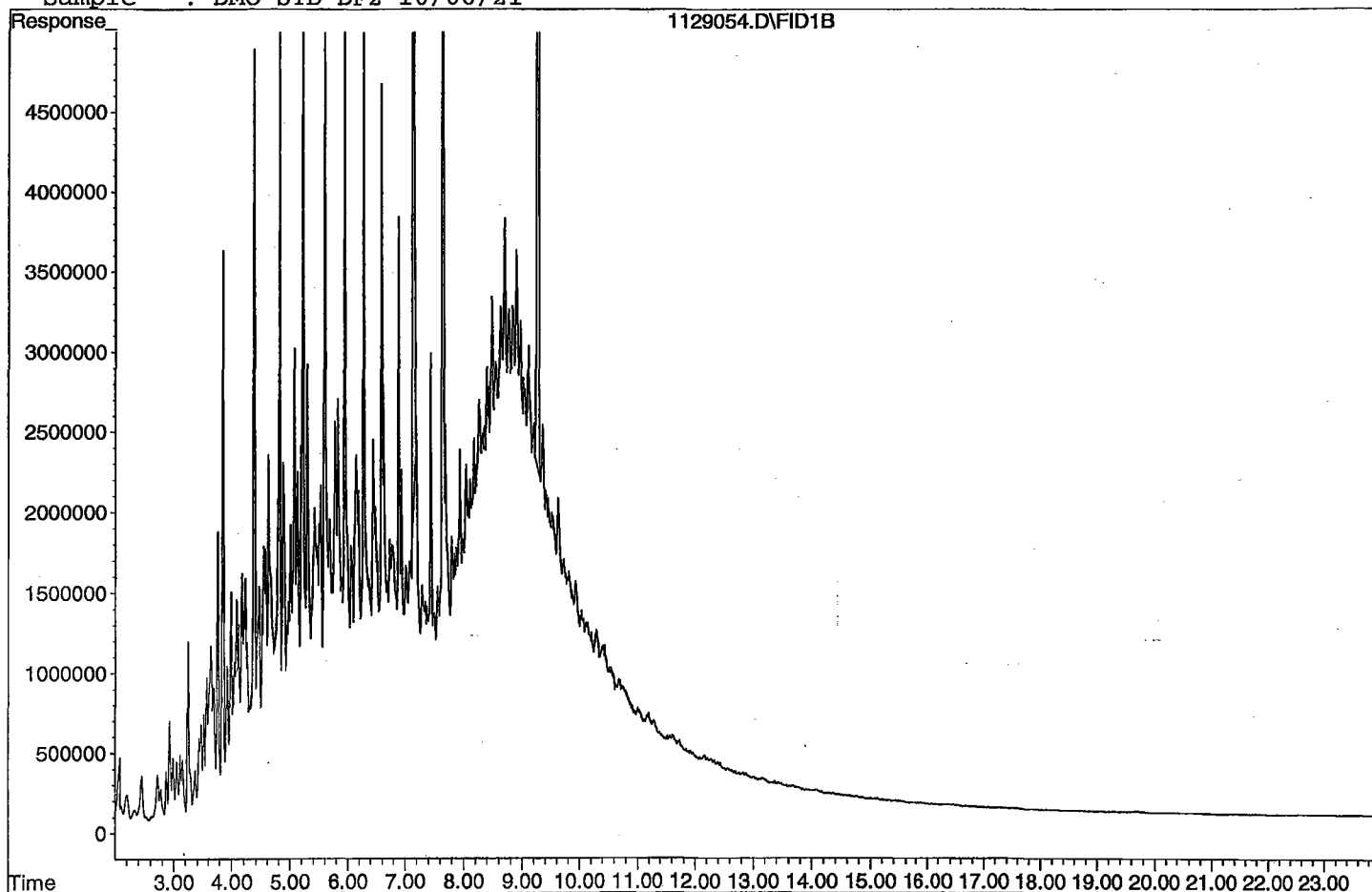
Compound	R.T.	Response	Conc Units
<b>System Monitoring Compounds</b>			
3) SA Ortho-Terphenyl(S)	7.14	246108299	39.346 ppb
Surrogate Spike 30.000		Recovery =	131.15%
4) SA Octacosane(S)	9.27	217512311	48.092 ppb
Surrogate Spike 30.000		Recovery =	160.31%
<b>Target Compounds</b>			
1) HATM Diesel (C10-C24)	6.49	5278634580	1048.734 ppb
2) HBTM Motor Oil (C24-C40)	14.96	3056767220	891.134 ppb

Target Compounds

Quantitation Report

Data File: G:\APOLLO\DATA\211129\1129054.D

Sample : DMO STD DF2 10/06/21



TPH Extractables  
DOC1028

Form 7

Continuing Calibration

Lab Name: APPL, Inc.  
Case No: \_\_\_\_\_  
Matrix: Water

SDG No: \_\_\_\_\_  
Date Analyzed: 12/1/2021  
Instrument: Apollo  
Initial Cal. Date: 10/28/2021  
Data File: 1129074.D

		Compound	MEAN	CCRF	%D	%Drift
1	HATM	Diesel (C10-C24)	2516670	2714770	7.9	HATM
2	HBTM	Motor Oil (C24-C40)	2492040	1562440	37	HBTML 8.9
3	SA	Ortho-Terphenyl(S)	3127510	2512110	20	SA
4	SA	Octacosane(S)	2261430	2226140	1.6	SA
5						
6						
7						
8						
9						
10						
11						
12						
13						
14						
15						
16						
17						
18						
19						
20						
21						
22						
23						
24						
25						
26						
27						
28						
29						
30						
31						
32						
33						
34						
35						
36						
37						
38						
39						
40						

Average

16.6

Data File : G:\APOLLO\DATA\211129\1129074.D Vial: 74  
 Acq On : 12-1-21 2:45:45 Operator: KA  
 Sample : DMO STD DF2 10/06/21 Inst : Apollo  
 Misc : water Multiplr: 1.00  
 IntFile : events.e  
 Quant Time: Dec 1 8:14 2021 Quant Results File: DOC1028.RES

Method : G:\APOLLO\DATA\211129\DOC1028.M (Chemstation Integrator)  
 Title : 8015 B&C  
 Last Update : Wed Dec 01 08:12:47 2021  
 Response via : Multiple Level Calibration

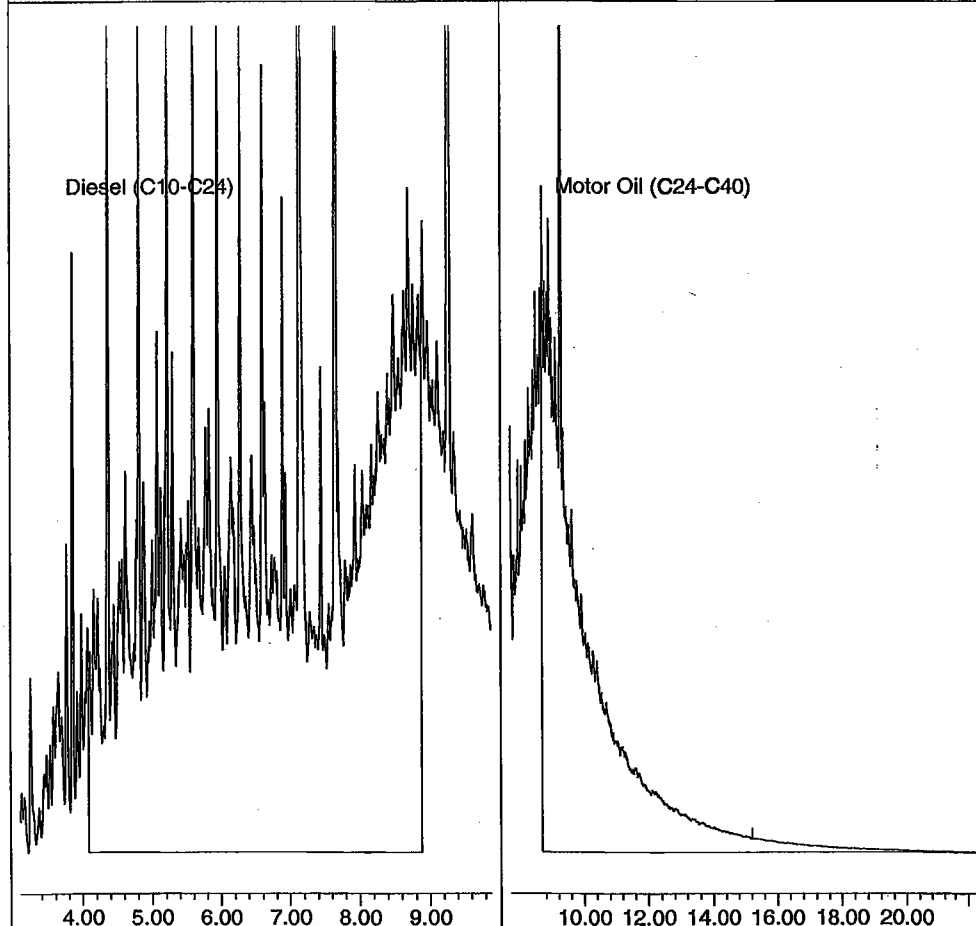
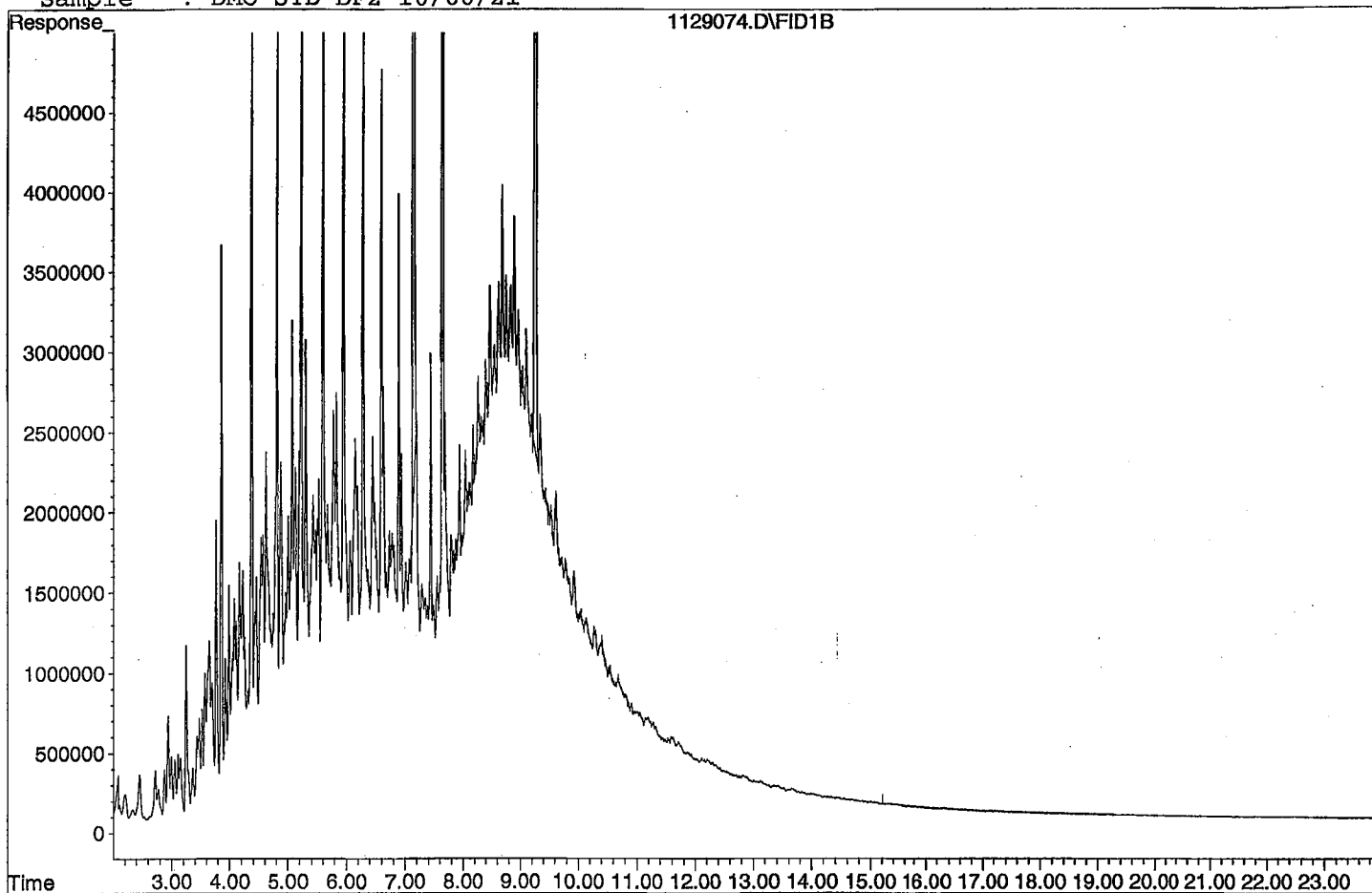
Volume Inj. : 2UL  
 Signal Phase : DB-5  
 Signal Info : FID02A

Compound	R.T.	Response	Conc Units
System Monitoring Compounds			
3) SA Ortho-Terphenyl(S)	7.14	251210944	40.162 ppb
Surrogate Spike 30.000		Recovery =	133.87%
4) SA Octacosane(S)	9.27	222613968	49.220 ppb
Surrogate Spike 30.000		Recovery =	164.07%
Target Compounds			
1) HATM Diesel (C10-C24)	6.49	5429536803	1078.715 ppb
2) HBTM Motor Oil (C24-C40)	14.96	3124882581	911.216 ppb

Target Compounds

Quantitation Report

Data File: G:\APOLLO\DATA\211129\1129074.D  
Sample : DMO STD DF2 10/06/21



TPH Extractables  
DOC1028

Form 7  
Continuing Calibration

Lab Name: APPL, Inc.  
Case No: \_\_\_\_\_  
Matrix: Water

SDG No: \_\_\_\_\_  
Date Analyzed: 12/2/2021  
Instrument: Apollo  
Initial Cal. Date: 8/30/2021  
Data File: 1201008.D

		Compound	MEAN	CCRF	%D	%Drift	
1	HATM	Diesel (C10-C24)	2516670	2101310	17	HATM	
2	HBTM	Motor Oil (C24-C40)	2492040	1548520	38	HBTML	9.7
3	SA	Ortho-Terphenyl(S)	3127510	2095340	33	SA	
4	SA	Octacosane(S)	2261430	1879430	17	SA	
5							
6							
7							
8							
9							
10							
11							
12							
13							
14							
15							
16							
17							
18							
19							
20							
21							
22							
23							
24							
25							
26							
27							
28							
29							
30							
31							
32							
33							
34							
35							
36							
37							
38							
39							
40		Average			26.3		

Data File : G:\APOLLO\DATA\211202\1201008.D Vial: 8  
 Acq On : 12-2-21 17:31:21 Operator: KA  
 Sample : DMO STD DF2 10/06/21 Inst : Apollo  
 Misc : water Multiplr: 1.00  
 IntFile : events.e  
 Quant Time: Dec 3 7:12 2021 Quant Results File: DOC1028.RES

Method : G:\APOLLO\DATA\211129\DOC1028.M (Chemstation Integrator)  
 Title : 8015 B&C  
 Last Update : Wed Dec 01 08:12:47 2021  
 Response via : Multiple Level Calibration

Volume Inj. : 2UL  
 Signal Phase : DB-5  
 Signal Info : FID02A

Compound	R.T.	Response	Conc Units
System Monitoring Compounds			
3) SA Ortho-Terphenyl(S)	7.15	209533576	33.499 ppb
Surrogate Spike 30.000		Recovery =	111.66%
4) SA Octacosane(S)	9.31	187943202	41.554 ppb
Surrogate Spike 30.000		Recovery =	138.51%
Target Compounds			
1) HATM Diesel (C10-C24)	6.15	4202624389	834.958 ppb
2) HBTM Motor Oil (C24-C40)	12.97	3097045505	903.009 ppb

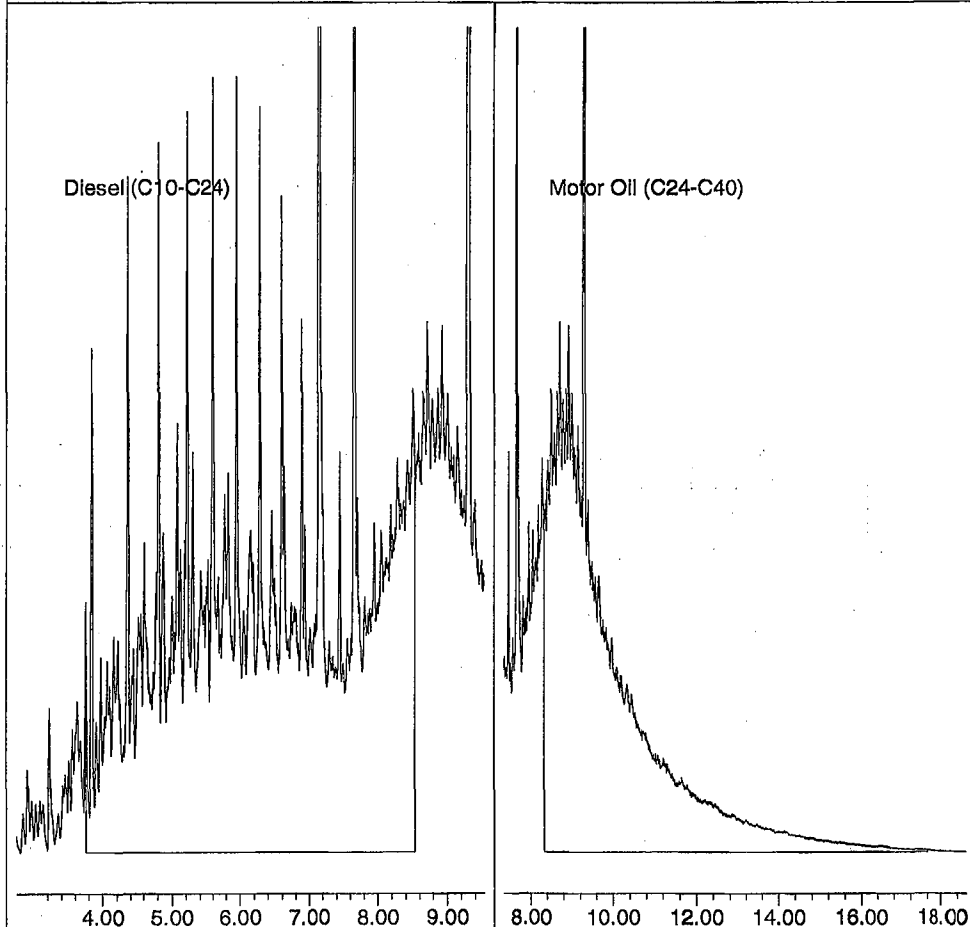
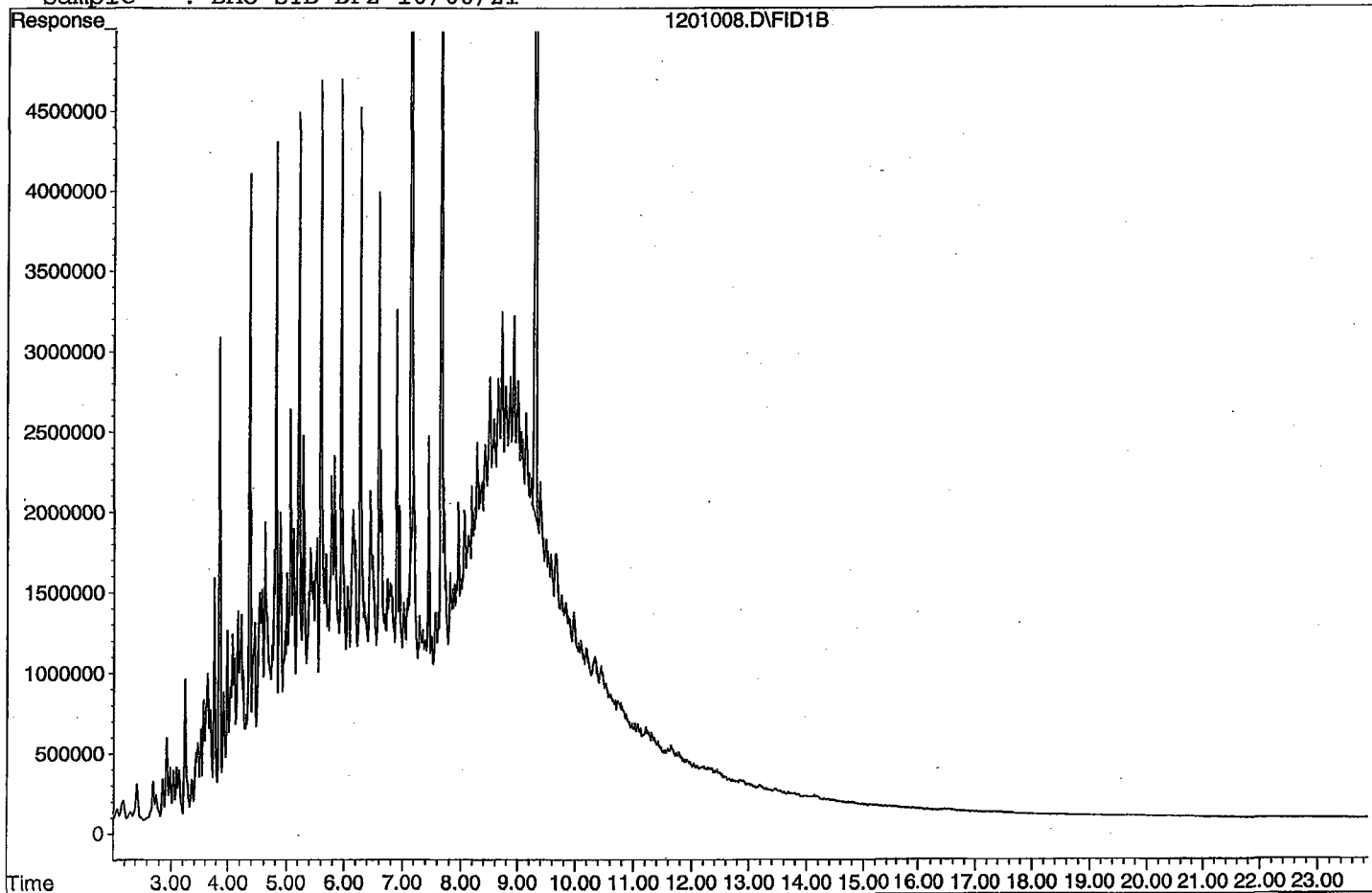
Target Compounds



Quantitation Report

Data File: G:\APOLLO\DATA\211202\1201008.D

Sample : DMO STD DF2 10/06/21



TPH Extractables  
DOC1028

Form 7

Continuing Calibration

Lab Name: APPL, Inc.  
Case No: \_\_\_\_\_  
Matrix: Water

SDG No: \_\_\_\_\_  
Date Analyzed: 12/3/2021  
Instrument: Apollo  
Initial Cal. Date: 8/30/2021  
Data File: 1202022.D

	Compound	MEAN	CCRF	%D	%Drift	
1	HATM Diesel (C10-C24)	2516670	2129160	15	HATM	
2	HBTM Motor Oil (C24-C40)	2492040	1547600	38	HBTML	9.8
3	SA Ortho-Terphenyl(S)	3127510	2222750	29	SA	*
4	SA Octacosane(S)	2261430	1944910	14	SA	
5						
6						
7						
8						
9						
10						
11						
12						
13						
14						
15						
16						
17						
18						
19						
20						
21						
22						
23						
24						
25						
26						
27						
28						
29						
30						
31						
32						
33						
34						
35						
36						
37						
38						
39						
40	Average			24.0		

Data File : G:\APOLLO\DATA\211202\1202022.D Vial: 22  
 Acq On : 12-3-21 0:05:24 Operator: KA  
 Sample : DMO STD DF2 10/06/21 Inst : Apollo  
 Misc : water Multiplr: 1.00  
 IntFile : events.e  
 Quant Time: Dec 3 7:13 2021 Quant Results File: DOC1028.RES

Method : G:\APOLLO\DATA\211129\DOC1028.M (Chemstation Integrator)  
 Title : 8015 B&C  
 Last Update : Wed Dec 01 08:12:47 2021  
 Response via : Multiple Level Calibration

Volume Inj. : 2UL  
 Signal Phase : DB-5  
 Signal Info : FID02A

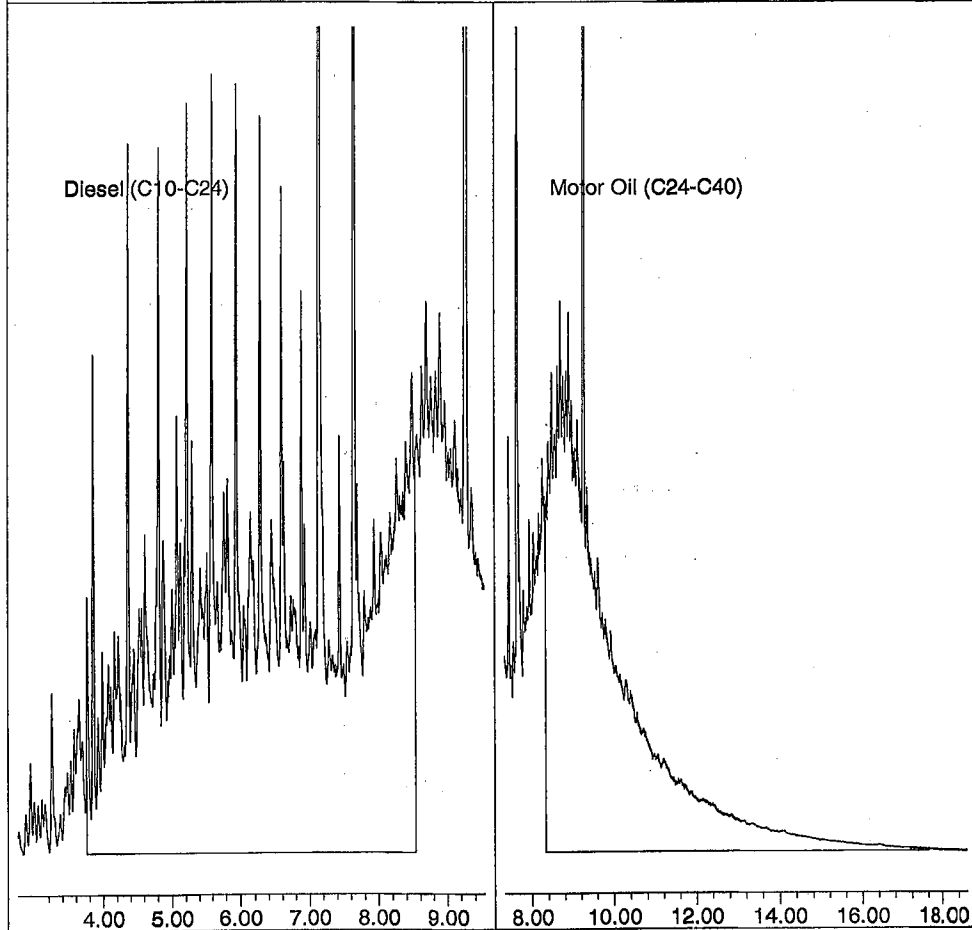
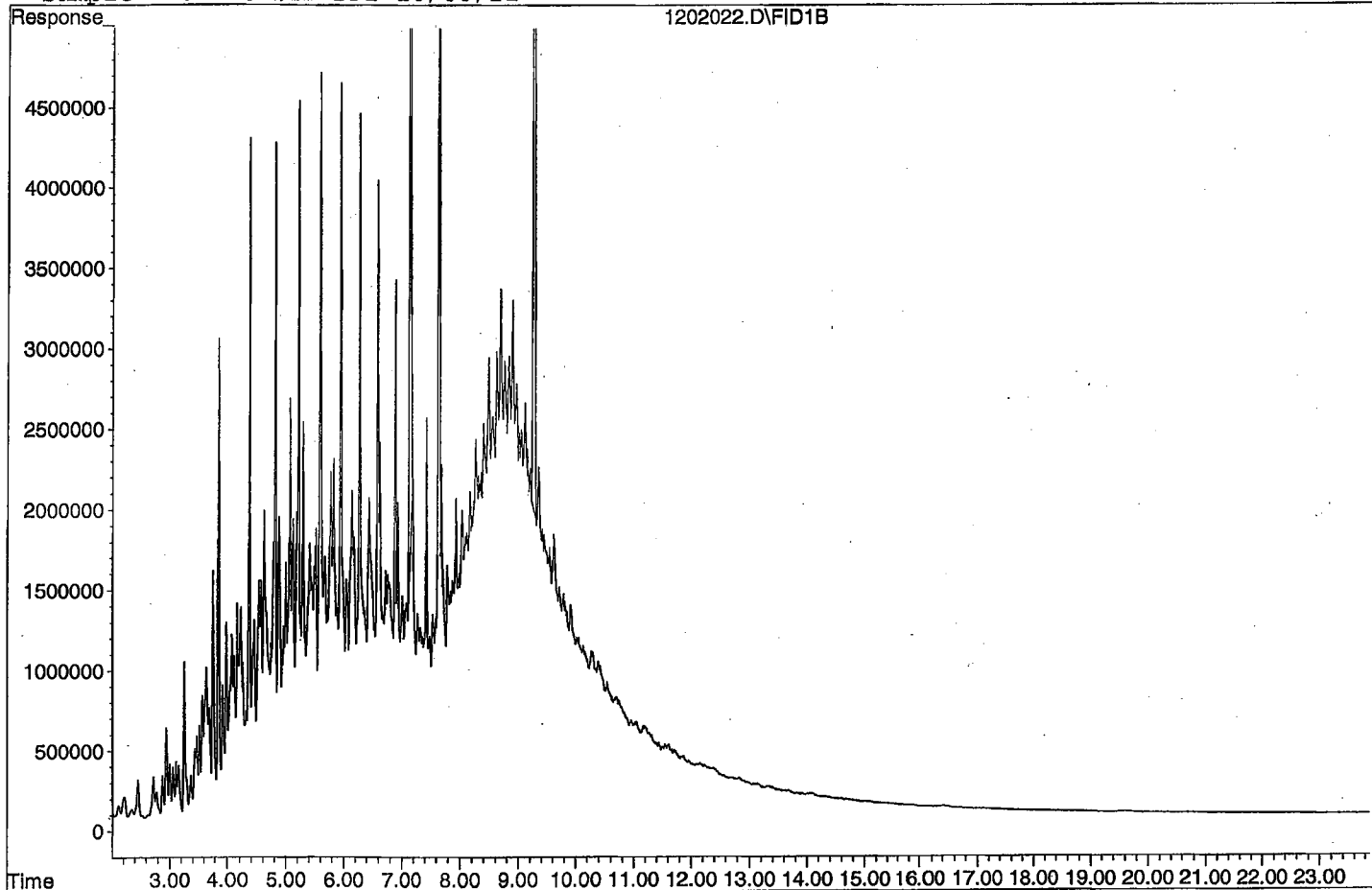
Compound	R.T.	Response	Conc Units
System Monitoring Compounds			
3) SA Ortho-Terphenyl(S)	7.14	222274510	35.535 ppb
Surrogate Spike 30.000		Recovery =	118.45%
4) SA Octacosane(S)	9.27	194490640	43.002 ppb
Surrogate Spike 30.000		Recovery =	143.34%
Target Compounds			
1) HATM Diesel (C10-C24)	6.15	4258317051	846.022 ppb
2) HBTM Motor Oil (C24-C40)	12.97	3095207377	902.467 ppb

Target Compounds

Quantitation Report

Data File: G:\APOLLO\DATA\211202\1202022.D

Sample : DMO STD DF2 10/06/21



**ORGANICS**  
**Raw Data**

Data File : G:\APOLLO\DATA\211202\1202013.D Vial: 13  
 Acq On : 12-2-21 19:52:03 Operator: KA  
 Sample : BA46821W09 5/950 Inst : Apollo  
 Misc : water Multiplr: 5.26  
 IntFile : events.e  
 Quant Time: Dec 3 8:23 2021 Quant Results File: DOC1028.RES

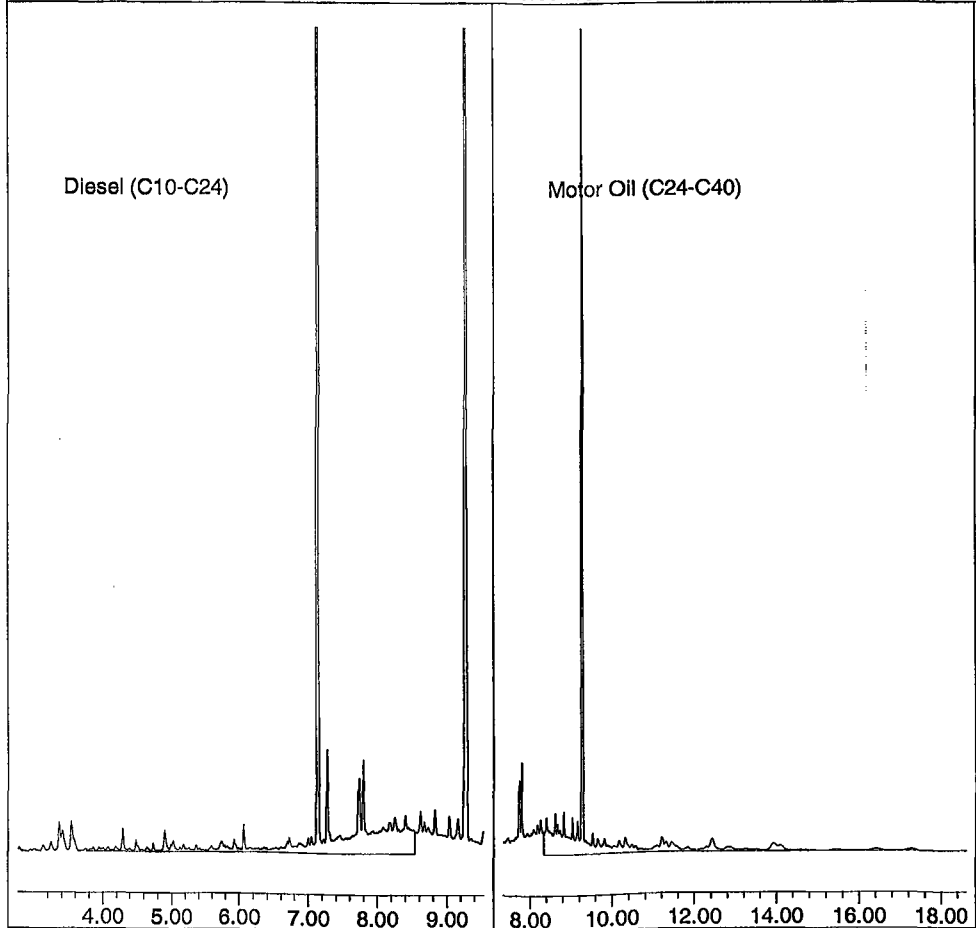
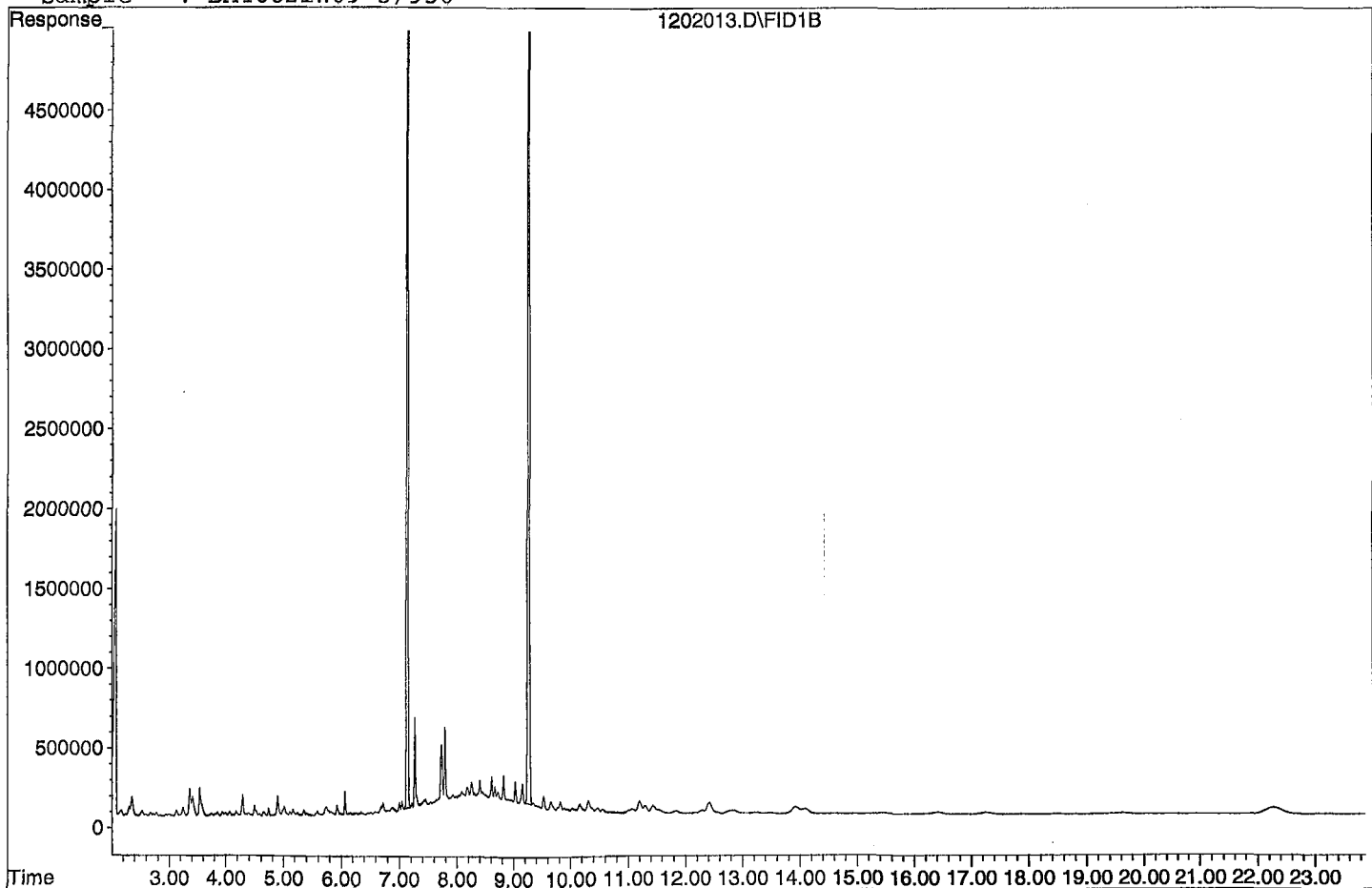
Method : G:\APOLLO\DATA\211129\DOC1028.M (Chemstation Integrator)  
 Title : 8015 B&C  
 Last Update : Wed Dec 01 08:12:47 2021  
 Response via : Multiple Level Calibration

Volume Inj. : 2UL  
 Signal Phase : DB-5  
 Signal Info : FID02A

Compound	R.T.	Response	Conc Units
System Monitoring Compounds			
3) SA Ortho-Terphenyl(S)	7.14	144272611	121.395 ppb
Surrogate Spike 157.895		Recovery =	76.88%
4) SA Octacosane(S)	9.27	135480006	157.655 ppb
Surrogate Spike 157.895		Recovery =	99.85%
Target Compounds			
1) HATM Diesel (C10-C24)	6.15	179555675	187.754 ppb
2) HBTM Motor Oil (C24-C40)	12.97	178962662	224.674 ppb
Target Compounds			

Data File: G:\APOLLO\DATA\211202\1202013.D

Sample : BA46821W09 5/950



Data File : G:\APOLLO\DATA\211202\1202014.D Vial: 14  
 Acq On : 12-2-21 20:20:15 Operator: KA  
 Sample : BA46823W09 5/1020 Inst : Apollo  
 Misc : water Multiplr: 4.90  
 IntFile : events.e  
 Quant Time: Dec 3 8:23 2021 Quant Results File: DOC1028.RES

Method : G:\APOLLO\DATA\211129\DOC1028.M (Chemstation Integrator)  
 Title : 8015 B&C  
 Last Update : Wed Dec 01 08:12:47 2021  
 Response via : Multiple Level Calibration

Volume Inj. : 2UL  
 Signal Phase : DB-5  
 Signal Info : FID02A

Compound	R.T.	Response	Conc Units
System Monitoring Compounds			
3) SA Ortho-Terphenyl(S)	7.14	137043134	107.399 ppb
Surrogate Spike 147.059		Recovery =	73.03%
4) SA Octacosane(S)	9.27	133548388	144.742 ppb
Surrogate Spike 147.059		Recovery =	98.42%
Target Compounds			
1) HATM Diesel (C10-C24)	6.15	82743743	80.584 ppb
2) HBTM Motor Oil (C24-C40)	12.97	137681726	149.595 ppb

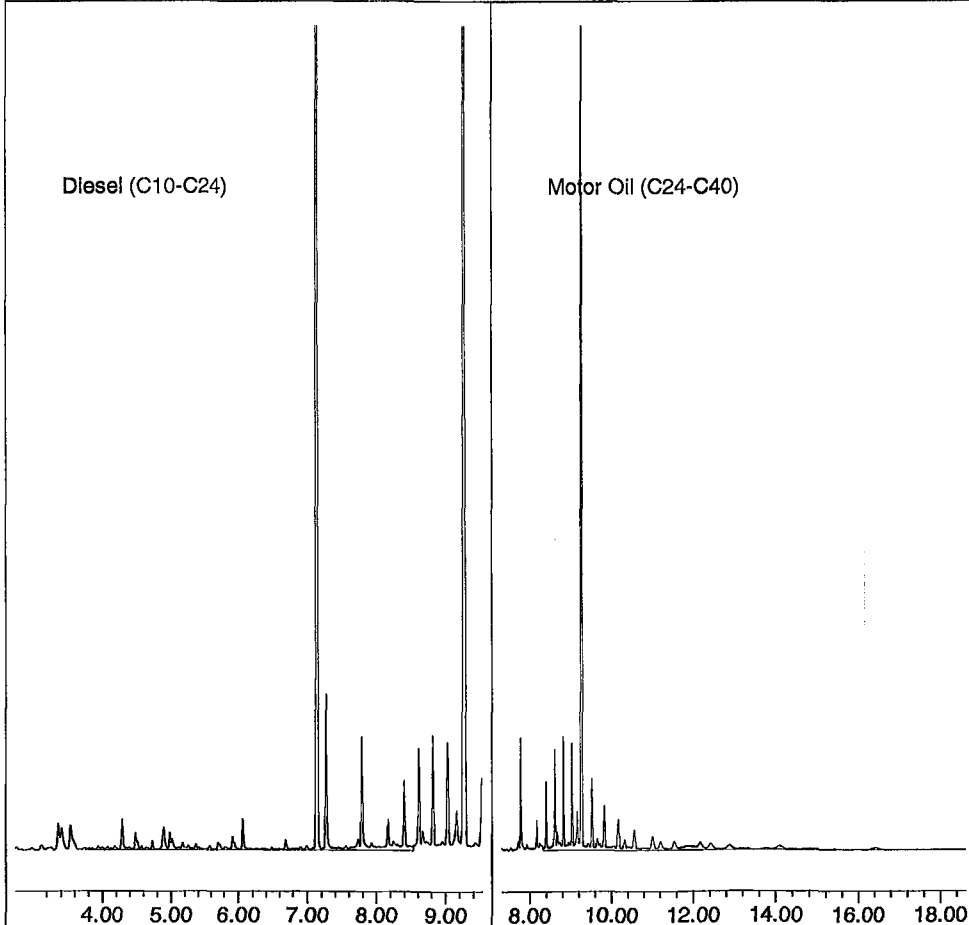
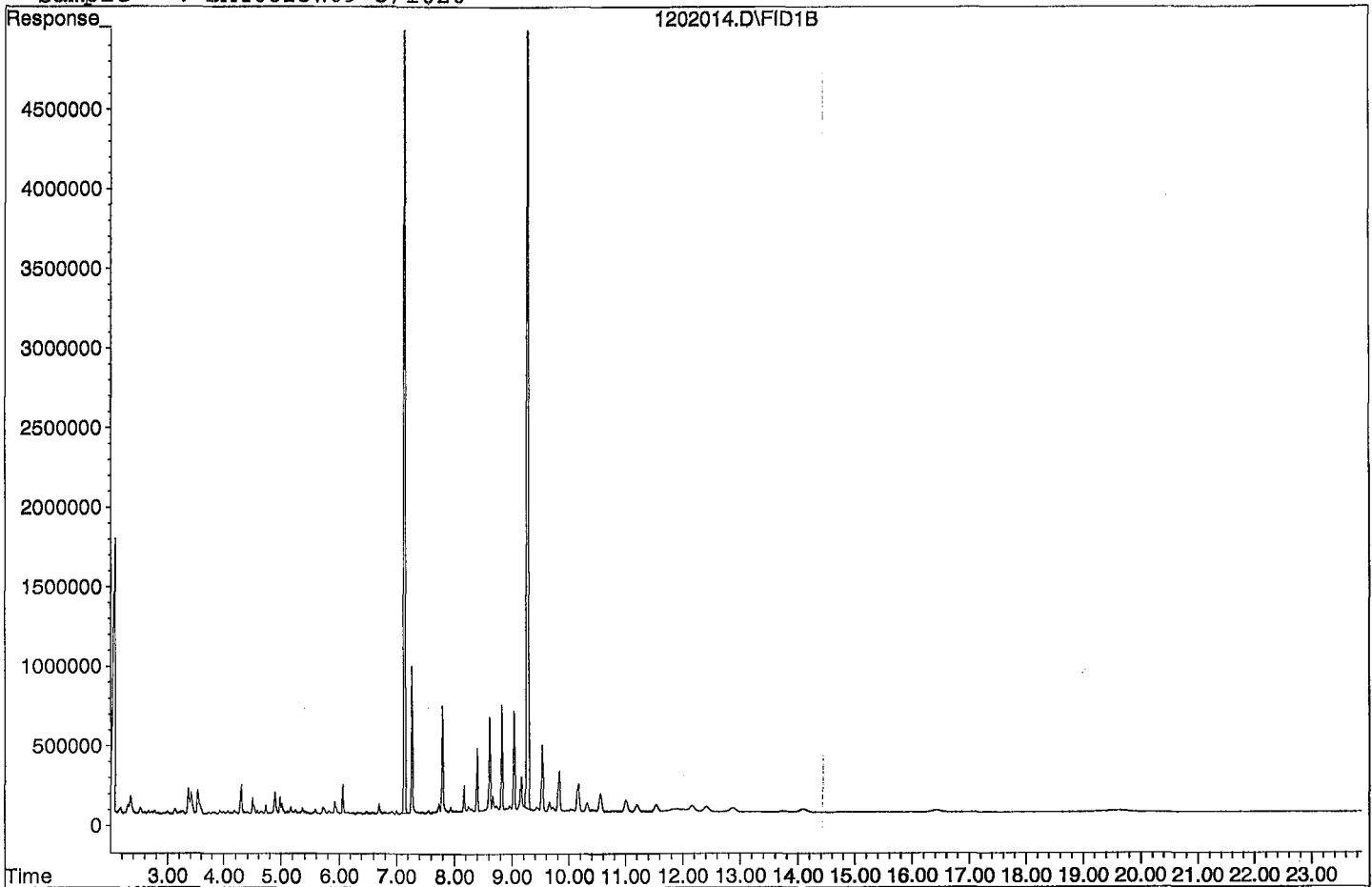
Target Compounds



Quantitation Report

Data File: G:\APOLLO\DATA\211202\1202014.D

Sample : BA46823W09 5/1020



Quantitation Report (QT Reviewed)

Data File : G:\APOLLO\DATA\211129\1129069.D Vial: 69  
 Acq On : 12-1-21 0:24:52 Operator: KA  
 Sample : 211122A BLK 5/1000 Inst : Apollo  
 Misc : water Multiplr: 5.00  
 IntFile : events.e  
 Quant Time: Dec 3 8:35 2021 Quant Results File: DOC1028.RES

Method : G:\APOLLO\DATA\211129\DOC1028.M (Chemstation Integrator)  
 Title : 8015 B&C  
 Last Update : Wed Dec 01 08:12:47 2021  
 Response via : Multiple Level Calibration

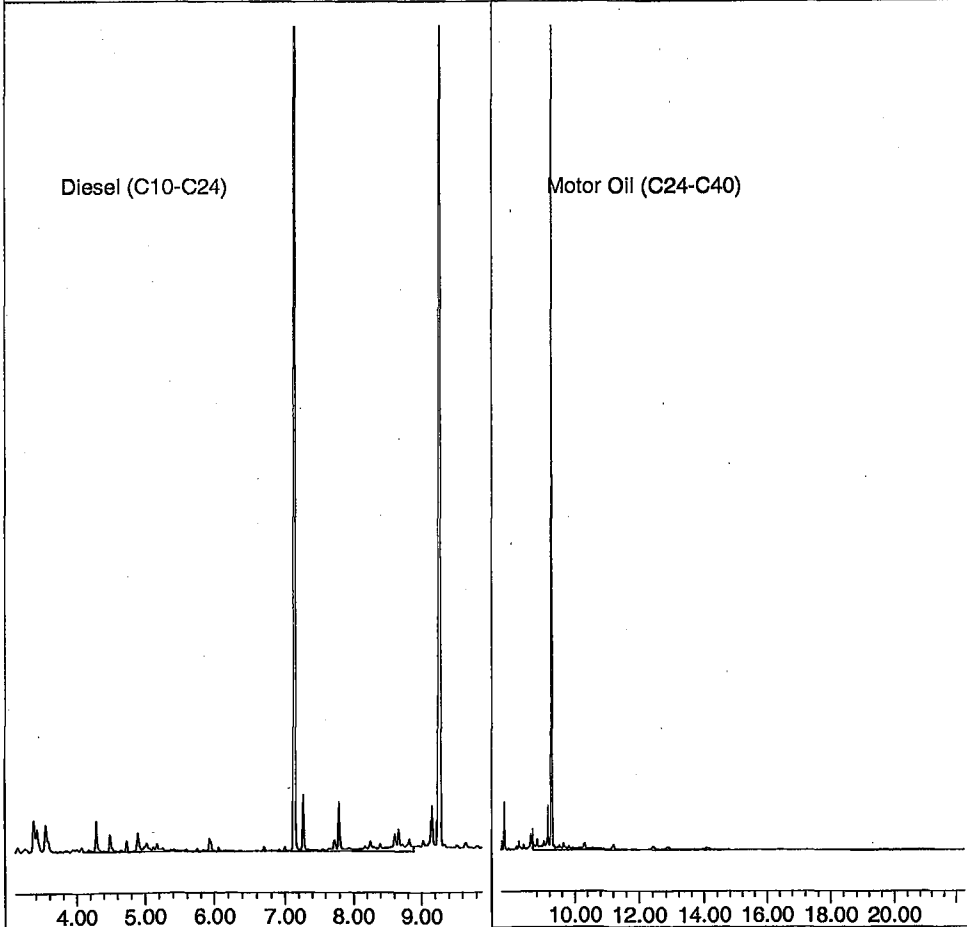
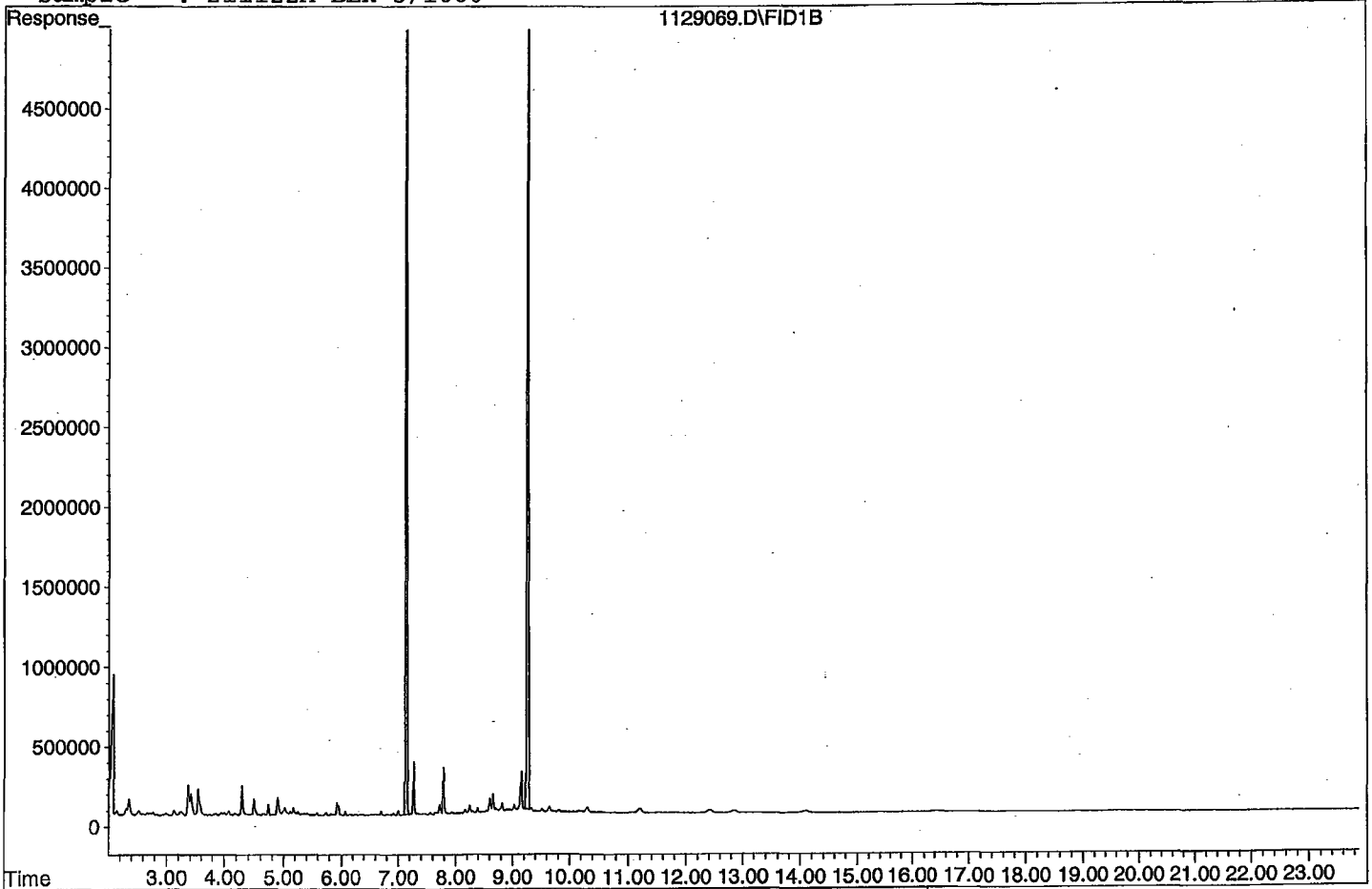
Volume Inj. : 2UL  
 Signal Phase : DB-5  
 Signal Info : FID02A

Compound	R.T.	Response	Conc Units
System Monitoring Compounds			
3) SA Ortho-Terphenyl(S)	7.14	122486118	97.910 ppb
Surrogate Spike 150.000		Recovery =	65.27%
4) SA Octacosane(S)	9.26	109232273	120.756 ppb
Surrogate Spike 150.000		Recovery =	80.50%
Target Compounds			
1) HATM Diesel (C10-C24)	6.49	55692868	55.324 ppb
2) HBTM Motor Oil (C24-C40)	14.96	51339884	25.309 ppb
Target Compounds			

Quantitation Report

Data File: G:\APOLLO\DATA\211129\1129069.D

Sample : 211122A BLK 5/1000



Data File : G:\APOLLO\DATA\211129\1129070.D Vial: 70  
 Acq On : 12-1-21 0:53:02 Operator: KA  
 Sample : 211122A LCS-1 5/1000 Inst : Apollo  
 Misc : water Multiplr: 5.00  
 IntFile : events.e  
 Quant Time: Dec 3 8:36 2021 Quant Results File: DOC1028.RES

Method : G:\APOLLO\DATA\211129\DOC1028.M (Chemstation Integrator)  
 Title : 8015 B&C  
 Last Update : Wed Dec 01 08:12:47 2021  
 Response via : Multiple Level Calibration

Volume Inj. : 2UL  
 Signal Phase : DB-5  
 Signal Info : FID02A

Compound	R.T.	Response	Conc Units
System Monitoring Compounds			
3) SA Ortho-Terphenyl(S)	7.14	151387203	121.013 ppb
Surrogate Spike 150.000		Recovery =	80.68%
4) SA Octacosane(S)	9.26	119880223	132.527 ppb
Surrogate Spike 150.000		Recovery =	88.35%
Target Compounds			
1) HATM Diesel (C10-C24)	6.49	1908571011	1895.930 ppb
2) HBTM Motor Oil (C24-C40)	14.96	1157057388	1655.269 ppb

Target Compounds

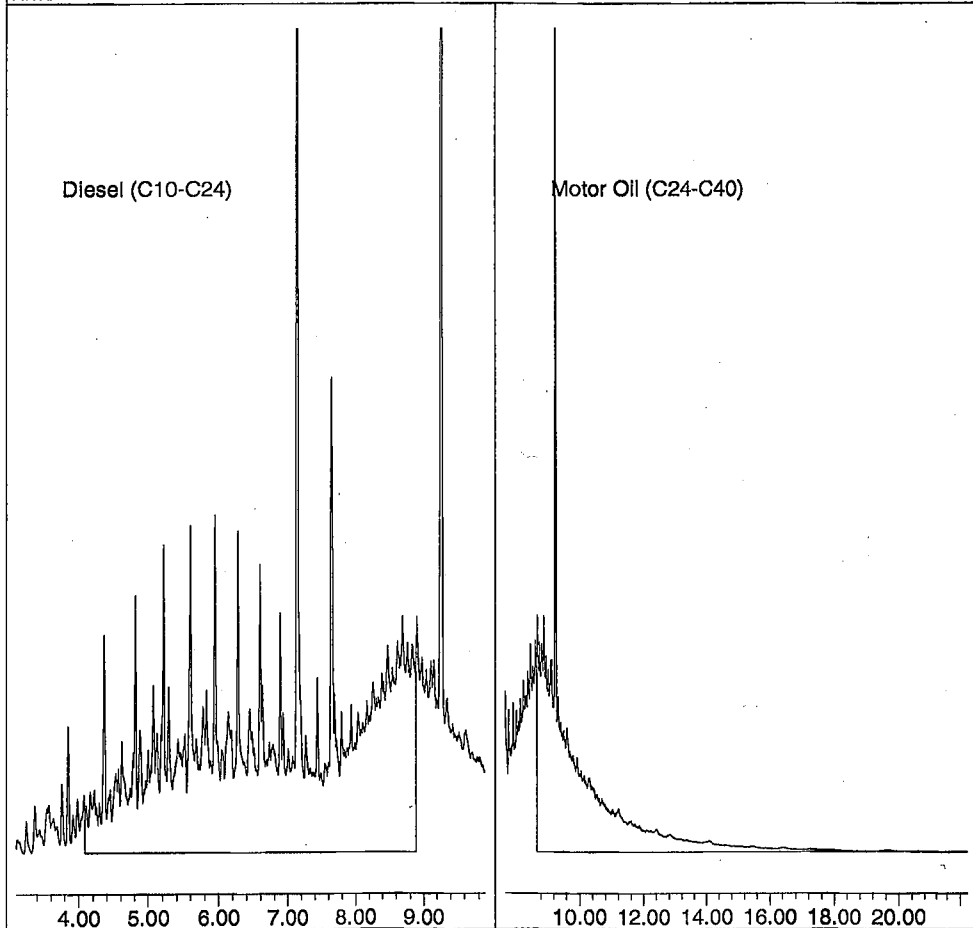
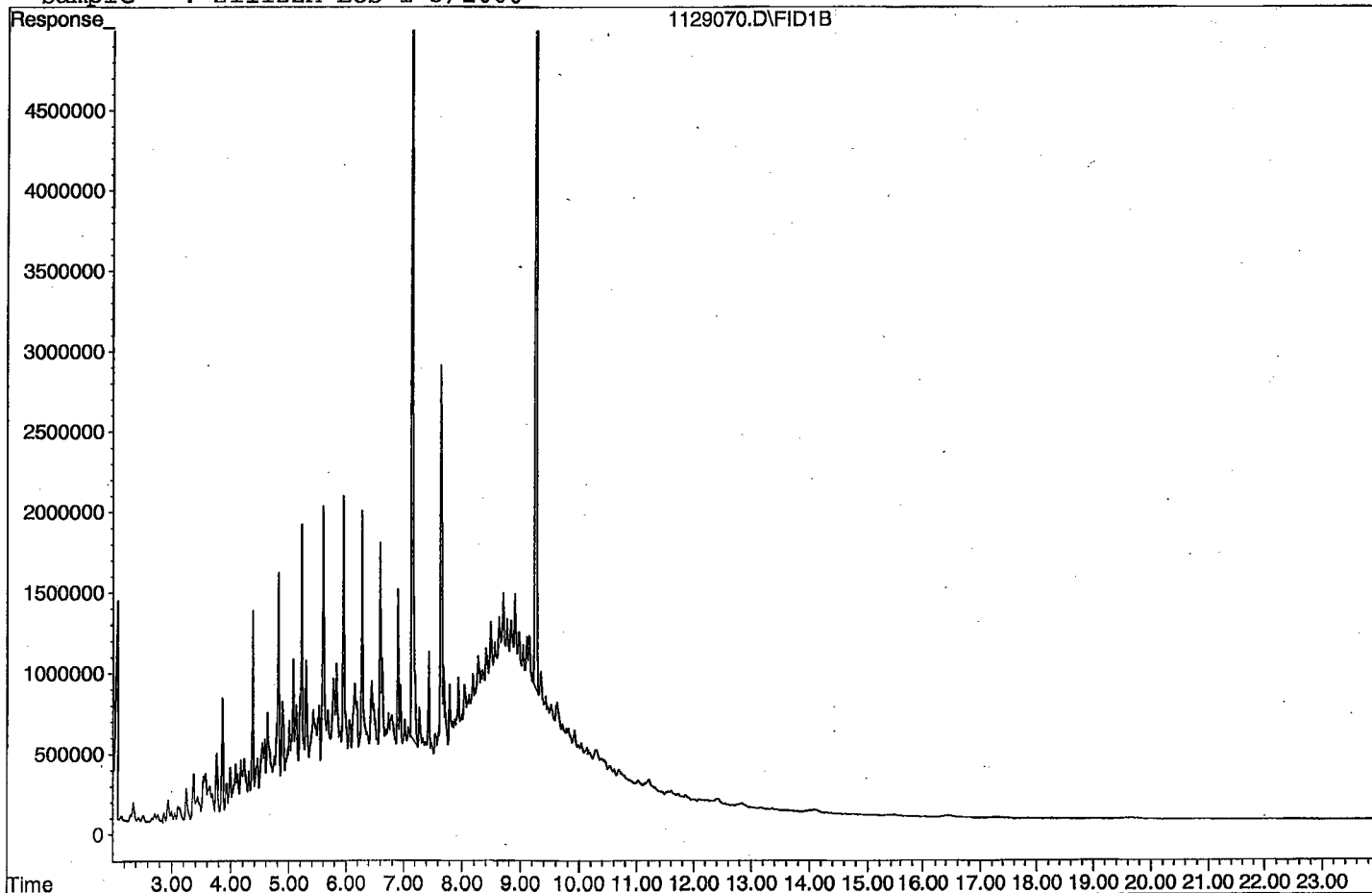
Diesel:

$$\frac{(1908571011)(5)}{(2516669)(2)} = \frac{9542855055}{5033338} = 1895.930$$

Quantitation Report

Data File: G:\APOLLO\DATA\211129\1129070.D

Sample : 211122A LCS-1 5/1000



Data File : G:\APOLLO\DATA\211129\1129071.D Vial: 71  
 Acq On : 12-1-21 1:21:14 Operator: KA  
 Sample : 211122A LCSD-1 5/1000 Inst : Apollo  
 Misc : water Multiplr: 5.00  
 IntFile : events.e  
 Quant Time: Dec 3 8:36 2021 Quant Results File: DOC1028.RES

Method : G:\APOLLO\DATA\211129\DOC1028.M (Chemstation Integrator)  
 Title : 8015 B&C  
 Last Update : Wed Dec 01 08:12:47 2021  
 Response via : Multiple Level Calibration

Volume Inj. : 2UL  
 Signal Phase : DB-5  
 Signal Info : FID02A

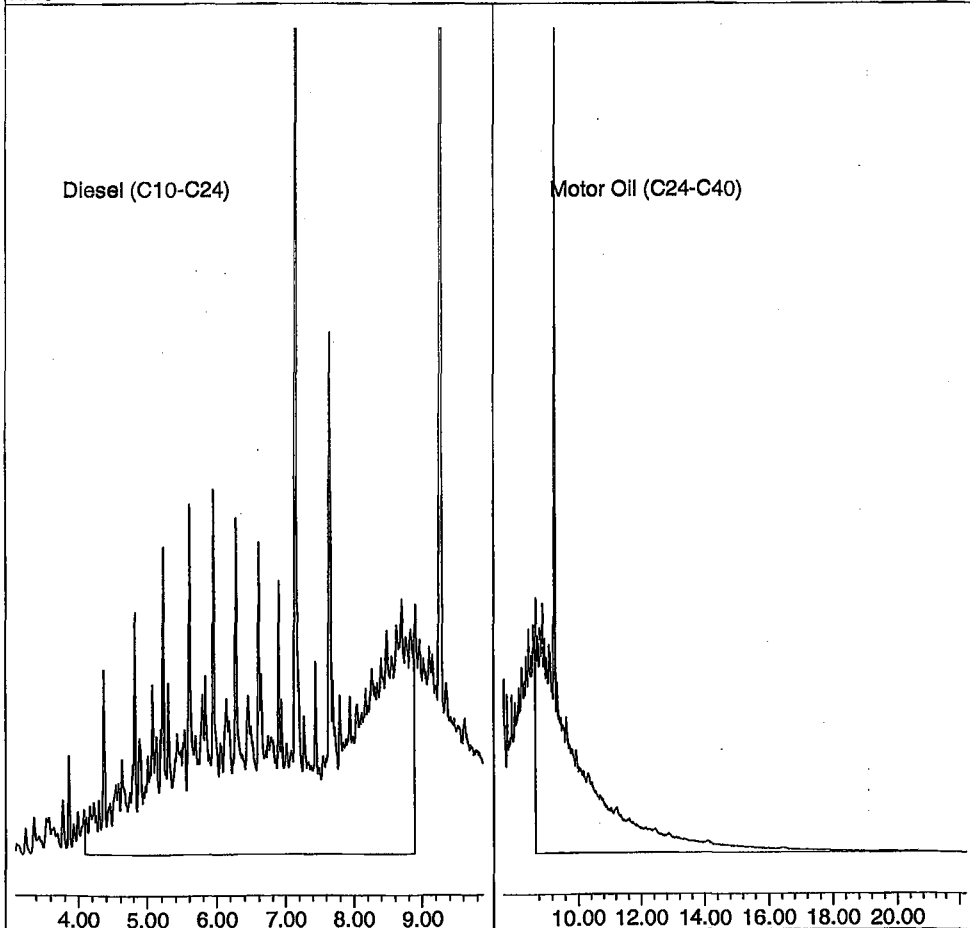
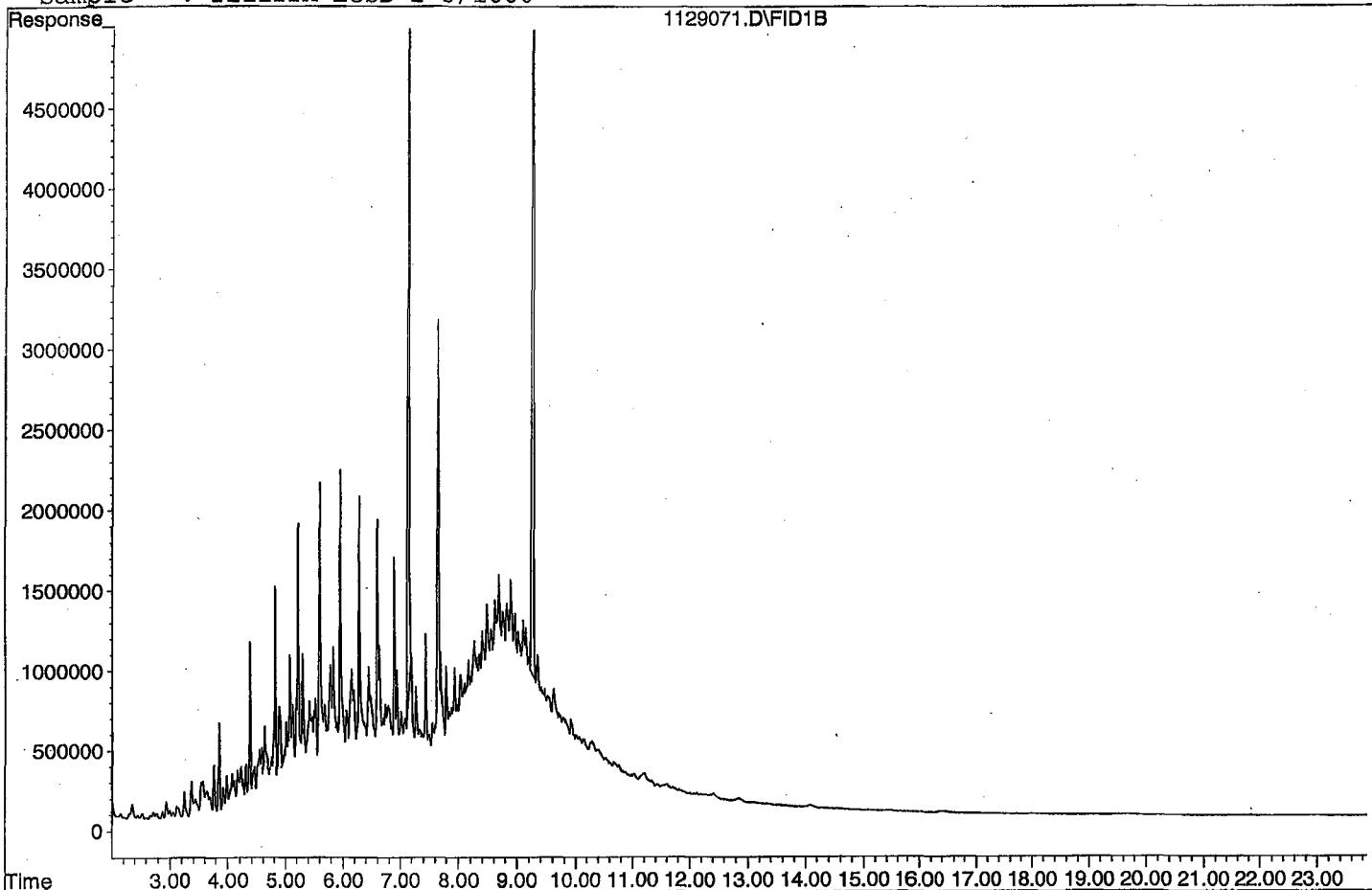
Compound	R.T.	Response	Conc Units
System Monitoring Compounds			
3) SA Ortho-Terphenyl(S)	7.14	147230324	117.690 ppb
Surrogate Spike 150.000		Recovery =	78.46%
4) SA Octacosane(S)	9.26	129503437	143.166 ppb
Surrogate Spike 150.000		Recovery =	95.44%
Target Compounds			
1) HATM Diesel (C10-C24)	6.49	2037494414	2023.999 ppb
2) HBTM Motor Oil (C24-C40)	14.96	1253307456	1797.154 ppb

Target Compounds

Quantitation Report

Data File: G:\APOLLO\DATA\211129\1129071.D

Sample : 211122A LCSD-1 5/1000



### Diesel / Motor Oil Calibration Curve

Prepared: 10/28/2021

Expires: 5/31/2026

Prepared By (Initials): KA

Methylene

e

Chloride

Lot No. 61117

Initial Standard Information							Final Standard			
Name of Initial Standard (QAU Label)	Supplier	Conc. (ug/mL)	APPL Mix Name	Reference to APPL Prep Date and Lot #'s	Exp. Date	Exp. Date (Manufacturer)	Aliquot From Stock	Final Volume	Solvent	Final Standard Conc. (ug/mL)
Diesel / Motor Oil - 2	APPL	10	Diesel / Motor Oil - 1	Perp'd: 10/6/21 A0164485-52822, A0168842-52820, A0166510-52817 CL16893-52835	See man. Exp date	10/31/2027 12/31/2027 5/31/2026	100uL	200uL	MC	5
Diesel / Motor Oil - 3		50	Diesel / Motor Oil - 2				200uL	1mL	MC	10
Diesel / Motor Oil Calibration STD	Restek	2,000	Diesel / Motor Oil - 3				25uL	1mL	MC	50
			Diesel / Motor Oil - 4				125uL	1mL	MC	250
			Diesel / Motor Oil - 5				500uL	1mL	MC	1000
			Diesel / Motor Oil - 6				750uL	1mL	MC	1500
			Diesel / Motor Oil - 7				100uL	100uL	N/A	2,000



**Diesel / Motor Oil Second Source**

**Prepared: 10/28/2021**

**Expires: 10/28/2024**

**Prepared By (Initials): KA**

**Methylen**

**e**

**Chloride**

**Lot No. 61117**

Initial Standard Information							Final Standard			
Name of Initial Standard (QAU Label)	Supplier	Supplier Part No.	Conc. (ug/mL)	Lot Number - QA Number	Exp. Date (1 yr.)	Exp. Date (Manufacturer)	Aliquot From Stock	Final Volume	Solvent	Final Standard Conc. (ug/mL)
Diesel Fuel #2 Second Source	Phenova	ALO-101287	50,000	CL16477-52980	See man. Exp date	2/28/2027	50uL	10mL	MC	250
Motor Oil Second Source	Absolute	51094	50,000	102819-52981		10/28/2024	50uL			

**Diesel / Motor Oil Calibration Standard**

Prepared: 10/6/2021

Prepared By (Initials): KA

Expires: 5/31/2026

**Methylene  
Chloride  
Lot No. 61117**

Initial Standard Information							Final Standard			
Name of Initial Standard (QAU Label)	Supplier	Supplier Part No.	Conc. (ug/mL)	Lot Number - QA Number	Exp. Date (1 yr.)	Exp. Date (Manufacturer)	Allquot From Stock	Final Volume	Solvent	Final Standard Conc. (ug/mL)
Diesel Fuel #2	Restek	31258	50,000	A016448 5-52822	9/3/2022	10/31/2027	400uL			2000
Motor Oil	Restek	31464	50,000	A016884 2-52820 and A016651 0-52817	10/6/2021	12/31/2027	400uL	10mL	MC	2000
THC Surrogate	Phenova	ALO-130161	600	CL16893 52835	10/6/2021	5/31/2026	1666uL			100

**Diesel Motor Oil Mix**

Prepared: 10/30/2021

Prepared By (Initials): KA

Expires: 10/31/2027

Initial Standard Information							Final Standard			
Name of Initial Standard (QAU Label)	Supplier	Supplier Part No.	Conc. (ug/mL)	Lot Number - QA Number	Exp. Date (1 yr.)	Exp. Date (Manufacturer)	Aliquot From Stock	Final Volume	Solvent	Final Standard Conc. (ug/mL)
Diesel Fuel #2	Restek	31258	50,000	A0164485-52825 and A0164586-53175, 53174, and 53176	See man. Date	10/31/2027	4.00 mL	8.0 mL	NA	25,000
Motor Oil Composite	Restek	31464	50,000	A0166510-52817, and A0168842-53169, 53170, and 53171	See man. Date	12/31/2027 3/31/28	4.00 mL			25,000

THC Surrogate										
Prepared: 11/3/2021							KA			
Expires: 5/31/2026										
Initial Standard Information							Final Standard			
Name of Initial Standard (QAU Label)	Supplier	Supplier Part No.	Conc. (ug/mL)	Lot Number - QA Number	Exp. Date (1 yr.)	Exp. Date (Manufacturer)	Aliquot From Stock	Final Volume	Solvent	Final Standard Conc. (ug/mL)
O-terphenyl / Octacosane Mix	Phenova	ALO-130161	600	CL16893-52840	See ma. Date	5/31/2026	N/A	N/A	N/A	600

# Organic Extraction Worksheet

<b>Method</b>	Continuous Liq/Liq TPH- 3520C w/SGC	<b>Extraction Set</b>	211122A	<b>Extraction Method</b>	LIQ005SGC	<b>Units</b>	mL
Spiked ID 1	Diesel Motor Oil Mix 10-30-21 10-31-27	Surrogate ID 1	THC Surrogate 11-3-21 11-3-22				
Spiked ID 2	Decanoic 1000ug/mL Acid Solution 11-19-21 11-19-22	Surrogate ID 2					
Spiked ID 3		Surrogate ID 3					
Spiked ID 4		Surrogate ID 4					
Spiked ID 5		Surrogate ID 5					
Spiked ID 6		Sufficient Vol for Matrix QC:		NO			
Spiked ID 7		Ext. Start Time:		11/22/21 13:08			
Spiked ID 8		Ext. End Time:		11/23/21 7:09			
<b>GC Requires Extract By:</b>							
pH1	2	11/22/21 11:50		Water Bath Temp 1 °C/41/ 40.1 °C			
pH2				Water Bath Temp 2 °C/35/ 36.1			
pH3				Water Bath Temp 3 °C/34/ 33.5 °C			

Spiked By: SR

Date 11/22/2021

Witnessed By: AGM

Date 11/22/2021

Sample	Sample Container	Spike Amount	Spike ID	Surrogate Amount	Surrogate ID	Extract Amount	Final Volume	pH	Extract Date/Time	Comments
1211122A Blk		0.050	2	0.250	1	1000	5	2	11/22/21 11:52	*
					equip	E-HP3 E-WB1				
2211122A LCS-1		0.080,0.050	1,2	0.250	1	1000	5	2	11/22/21 11:52	*
					equip	E-HP4 E-WB2				
3211122A LCSD-1		0.080,0.050	1,2	0.250	1	1000	5	2	11/22/21 11:52	*
					equip	E-HP6 E-WB3				
4BA46714	BA46714W09	0.050	2	0.250	1	1050	5	2	11/22/21 11:52	98278 *
					equip	E-HP7 E-WB1				
5BA46716	BA46716W09	0.050	2	0.250	1	1020	5	2	11/22/21 11:52	98285 *
					equip	E-HP8 E-WB2				
6BA46717	BA46717W08	0.050	2	0.250	1	1020	5	2	11/22/21 11:52	98285 *
					equip	E-HP9 E-WB3				
7BA46821	BA46821W09	0.050	2	0.250	1	950	5	2	11/22/21 11:52	98300 *
					equip	E-HP10 E-WB1				
8BA46823	BA46823W09	0.050	2	0.250	1	1020	5	2	11/22/21 11:52	98300 *
					equip	E-HP11 E-WB2				
9BA46827	BA46827W09	0.050	2	0.250	1	1030	5	2	11/22/21 11:52	98299 *
					equip	E-HP12 E-WB3				
10BA46829	BA46829W09	0.050	2	0.250	1	1040	5	2	11/22/21 11:52	98299 *
					equip	E-HP13 E-WB1				

Solvent and Lot#	
1+1 HCL (5mLs)	60282
PH Strips	HC155968
Dichloromethane (DCM)	61117
Filter Paper	400202
Sodium Sulfate	2021071206
SILICA GEL (*)	050627T

Extraction COC Transfer	
Extraction lab employee Initials	KY
GC analyst's initials	KA
Date	11/24/21
Time	16:31
Refrigerator	Hobart

Technician's Initials	
Scanned By	SR
Sample Preparation	SR
Extraction	SR
Concentration	SR
Modified	11/29/2021 6:45:31 AM

Reviewed By: KY

Date 11/29/2021

## Injection Log

Directory: G:\APOLLO\DATA\211028\

Line	Vial	FileName	Multiplier	SampleName	Misc Info	Injected
1	3	1028003.D	1	DMO STD 1 10/28/21	water	10-28-21 9:19:03
2	4	1028004.D	1	DMO STD 2 10/28/21	water	10-28-21 9:47:06
3	5	1028005.D	1	DMO STD 3 10/28/21	water	10-28-21 10:15:13
4	6	1028006.D	1	DMO STD 4 10/28/21	water	10-28-21 10:43:31
5	7	1028007.D	1	DMO STD 5 10/28/21	water	10-28-21 11:11:42
6	8	1028008.D	1	DMO STD 6 10/28/21	water	10-28-21 11:39:55
7	9	1028009.D	1	DMO STD 7 10/28/21	water	10-28-21 12:08:10
8	10	1028010.D	1	DMO Second Source 10/28/21	water	10-28-21 12:36:26
9	54	1129054.D	1	DMO STD DF2 10/06/21	water	11-30-21 17:20:36
10	69	1129069.D	5	211122A BLK 5/1000	water	12-1-21 0:24:52
11	70	1129070.D	5	211122A LCS-1 5/1000	water	12-1-21 0:53:02
12	71	1129071.D	5	211122A LCSD-1 5/1000	water	12-1-21 1:21:14
13	74	1129074.D	1	DMO STD DF2 10/06/21	water	12-1-21 2:45:45
14	8	1201008.D	1	DMO STD DF2 10/06/21	water	12-2-21 17:31:21
15	13	1202013.D	5.26316	BA46821W09 5/950	water	12-2-21 19:52:03
16	14	1202014.D	4.90196	BA46823W09 5/1020	water	12-2-21 20:20:15
17	22	1202022.D	1	DMO STD DF2 10/06/21	water	12-3-21 0:05:24

**ORGANICS**  
**Calibration Data**

TPH Extractables  
DOC1028

Form 6  
Initial Calibration

Lab Name: APPL, Inc.

SDG No: \_\_\_\_\_

Case No: \_\_\_\_\_

Initial Cal. Date: 10/28/2021

Matrix: Water

Instrument: Apollo

Initials: KA

1028003.D 1028004.D 1028005.D 1028006.D 1028007.D 1028008.D 1028009.D

	Compound	1	2	3	4	5	6	7				Avg	%RSD	Type	r <sup>2</sup>	Q
1	HATM Diesel (C10-C24)	2983809	2406563	2517872	2418941	2337993	2387715	2563791				2516669	8.7	HATM		
2	HBTML Motor Oil (C24-C40)	5192328	3260715	2065863	1824592	1695984	1676117	1728658				2492037	53	HBTM	1.000	
3	SA Ortho-Terphenyl(S)	3637234	3178668	3119876	3035678	2926966	2905323	3088794				3127505	7.9	SA		
4	SA Octacosane(S)	2469203	2170507	2286410	2275552	2170413	2171254	2286658				2261428	4.8	SA		
5																
6																
7																
8																
9																
10																
11																
12																
13																
14																
15																
16																
17																
18																
19																
20																
21																
22																
23																
24																
25																
26																
27																
28																
29																
30																
31																
32																
33																
34																
35																

2.118919



Quantitation Report (Not Reviewed)

Data File : G:\APOLLO\DATA\211028\1028003.D Vial: 3  
 Acq On : 10-28-21 9:19:03 Operator: KA  
 Sample : DMO STD 1 10/28/21 Inst : Apollo  
 Misc : water Multiplr: 1.00  
 IntFile : events.e  
 Quant Time: Oct 28 15:39 2021 Quant Results File: DOC1028.RES

Method : G:\APOLLO\DATA\211028\DOC1028.M (Chemstation Integrator)  
 Title : 8015 B&C  
 Last Update : Thu Oct 28 15:39:11 2021  
 Response via : Multiple Level Calibration

Volume Inj. : 2UL  
 Signal Phase : DB-5  
 Signal Info : FID02A

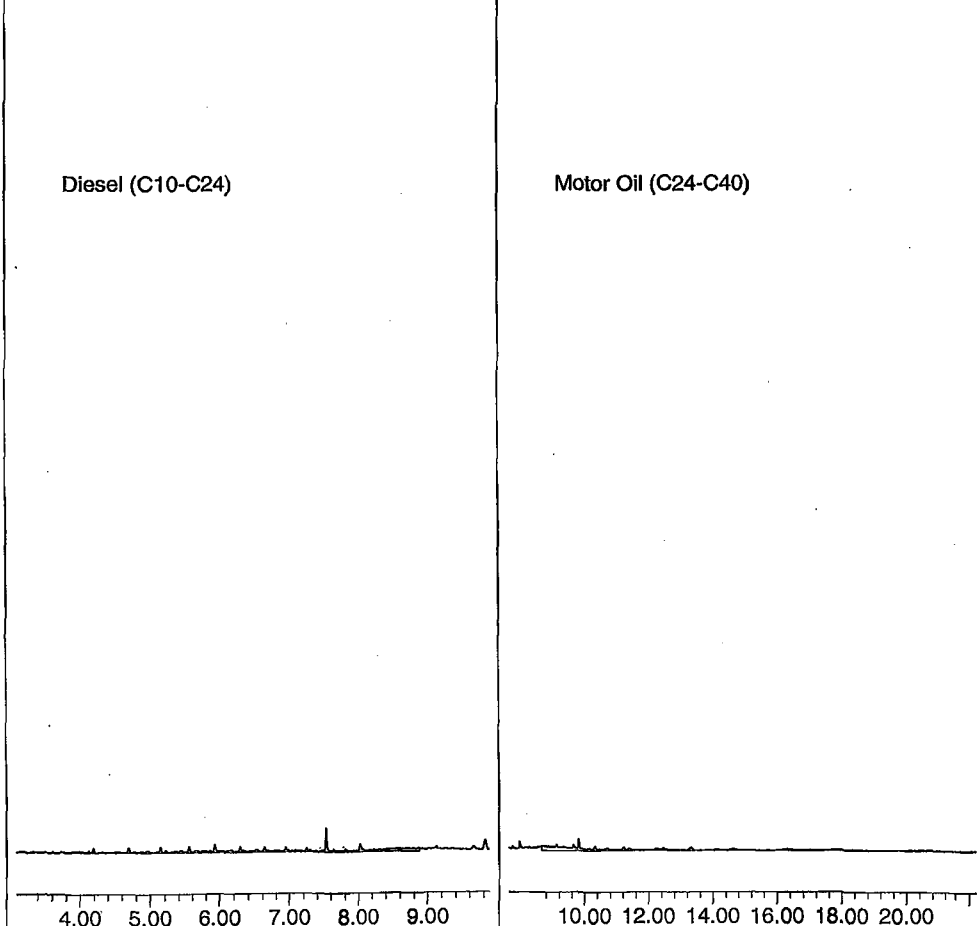
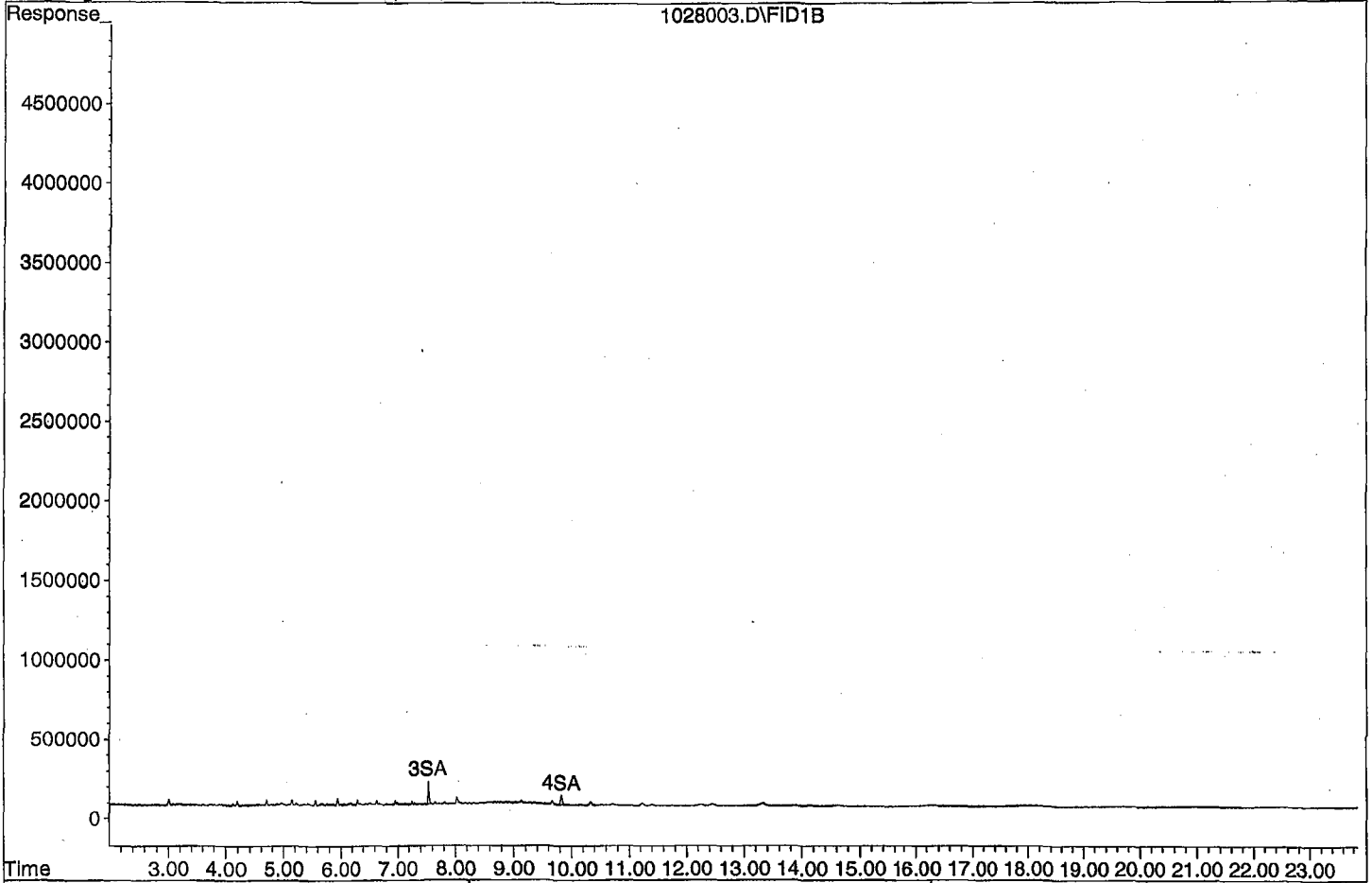
Compound	R.T.	Response	Conc Units
-----			
System Monitoring Compounds			
3) SA Ortho-Terphenyl(S)	7.53	1818617	0.291 ppb
Surrogate Spike 30.000		Recovery =	0.97%
4) SA Octacosane(S)	9.82	1234601	0.273 ppb
Surrogate Spike 30.000		Recovery =	0.91%
Target Compounds			
1) HATM Diesel (C10-C24)	6.49	29838086	5.928 ppb
2) HBTM Meter Oil (C24-C40)	14.96	51923283	5.234 ppb

Target Compounds

Quantitation Report

Data File: G:\APOLLO\DATA\211028\1028003.D

Sample : DMO STD 1 10/28/21



Data File : G:\APOLLO\DATA\211028\1028004.D Vial: 4  
 Acq On : 10-28-21 9:47:06 Operator: KA  
 Sample : DMO STD 2 10/28/21 Inst : Apollo  
 Misc : water Multiplr: 1.00  
 IntFile : events.e  
 Quant Time: Oct 28 15:39 2021 Quant Results File: DOC1028.RES

Method : G:\APOLLO\DATA\211028\DOC1028.M (Chemstation Integrator)  
 Title : 8015 B&C  
 Last Update : Thu Oct 28 15:39:11 2021  
 Response via : Multiple Level Calibration

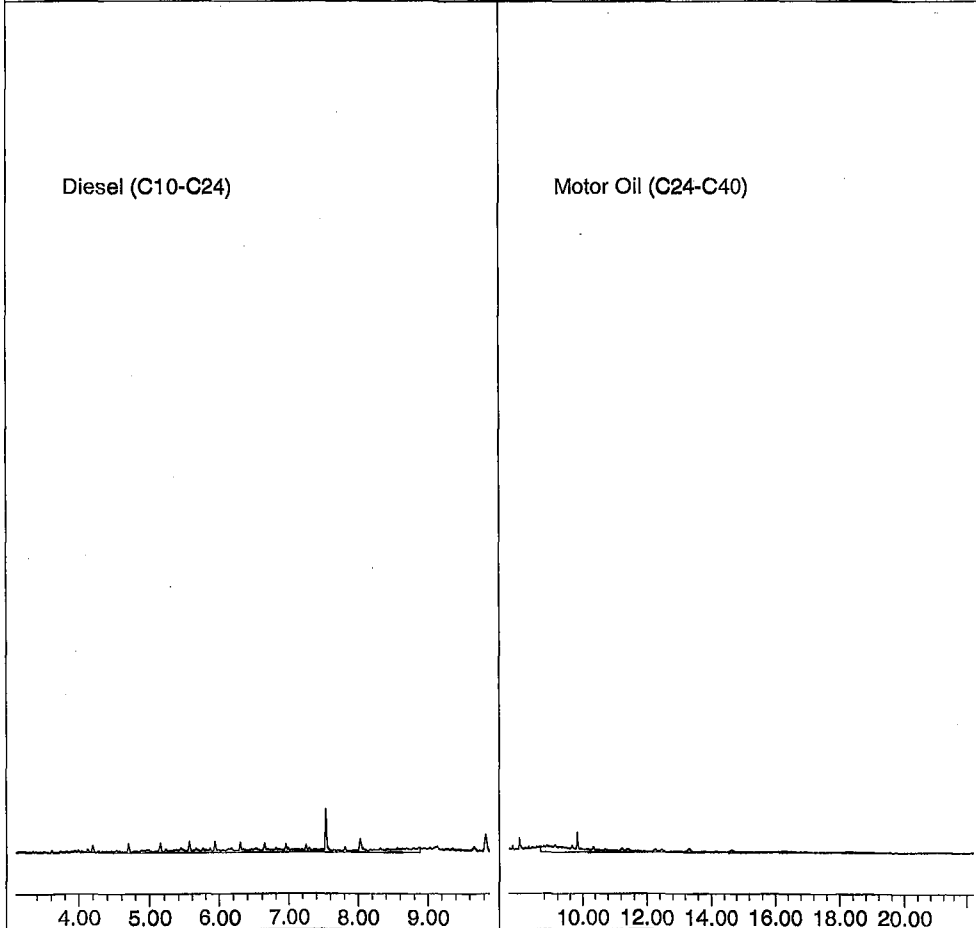
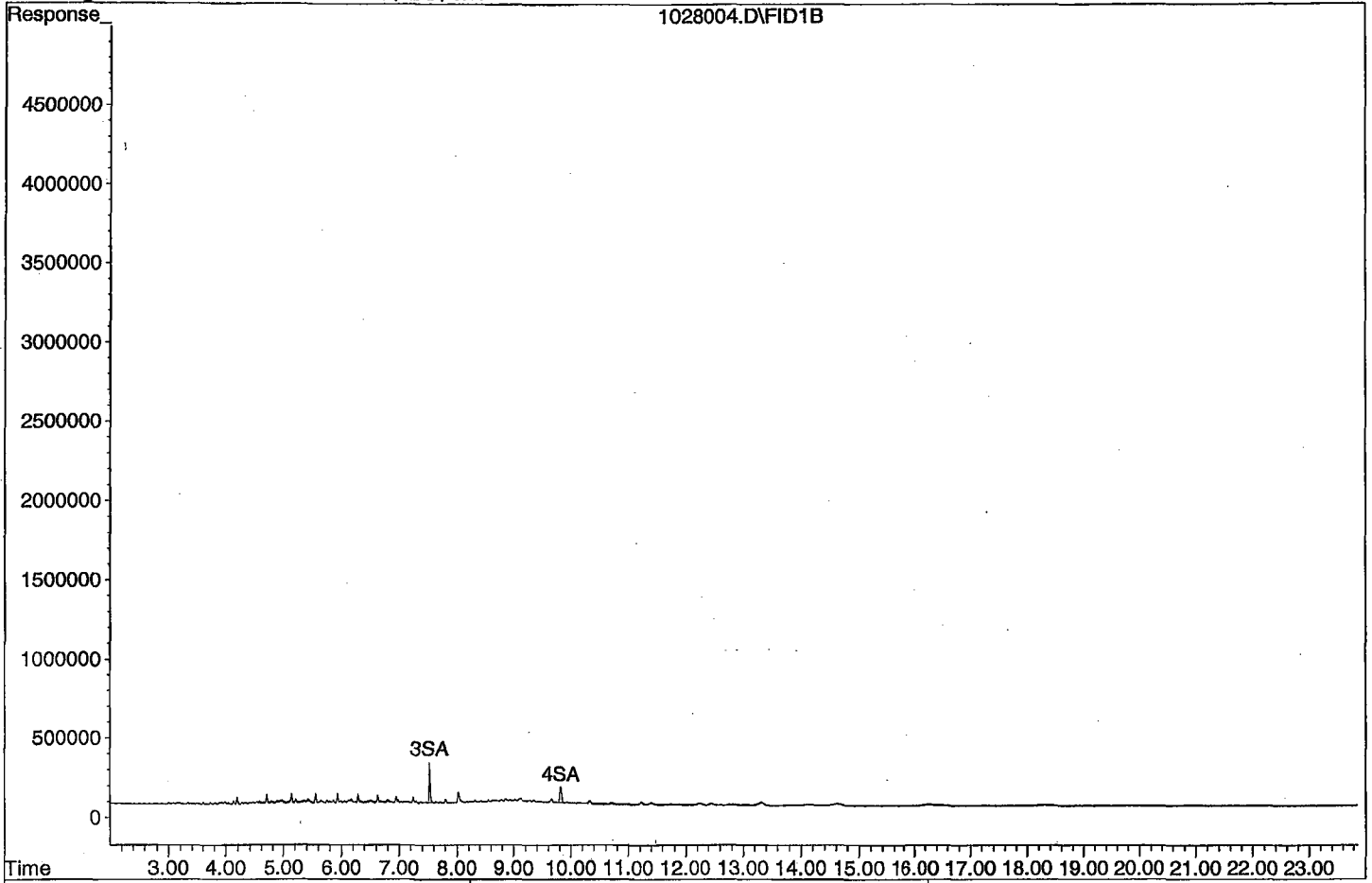
Volume Inj. : 2UL  
 Signal Phase : DB-5  
 Signal Info : FID02A

Compound	R.T.	Response	Conc Units
System Monitoring Compounds			
3) SA Ortho-Terphenyl(S)	7.53	3178668	0.508 ppb
Surrogate Spike 30.000		Recovery =	1.69%
4) SA Octacosane(S)	9.82	2170507	0.480 ppb
Surrogate Spike 30.000		Recovery =	1.60%
Target Compounds			
1) HATM Diesel (C10-C24)	6.49	48131263	9.562 ppb
2) HBTM Motor Oil (C24-C40)	14.96	65214303	9.152 ppb
Target Compounds			

Quantitation Report

Data File: G:\APOLLO\DATA\211028\1028004.D

Sample : DMO STD 2 10/28/21



Quantitation Report (Not Reviewed)

Data File : G:\APOLLO\DATA\211028\1028005.D Vial: 5  
 Acq On : 10-28-21 10:15:13 Operator: KA  
 Sample : DMO STD 3 10/28/21 Inst : Apollo  
 Misc : water Multiplr: 1.00  
 IntFile : events.e  
 Quant Time: Oct 28 15:39 2021 Quant Results File: DOC1028.RES

Method : G:\APOLLO\DATA\211028\DOC1028.M (Chemstation Integrator)  
 Title : 8015 B&C  
 Last Update : Thu Oct 28 15:39:11 2021  
 Response via : Multiple Level Calibration

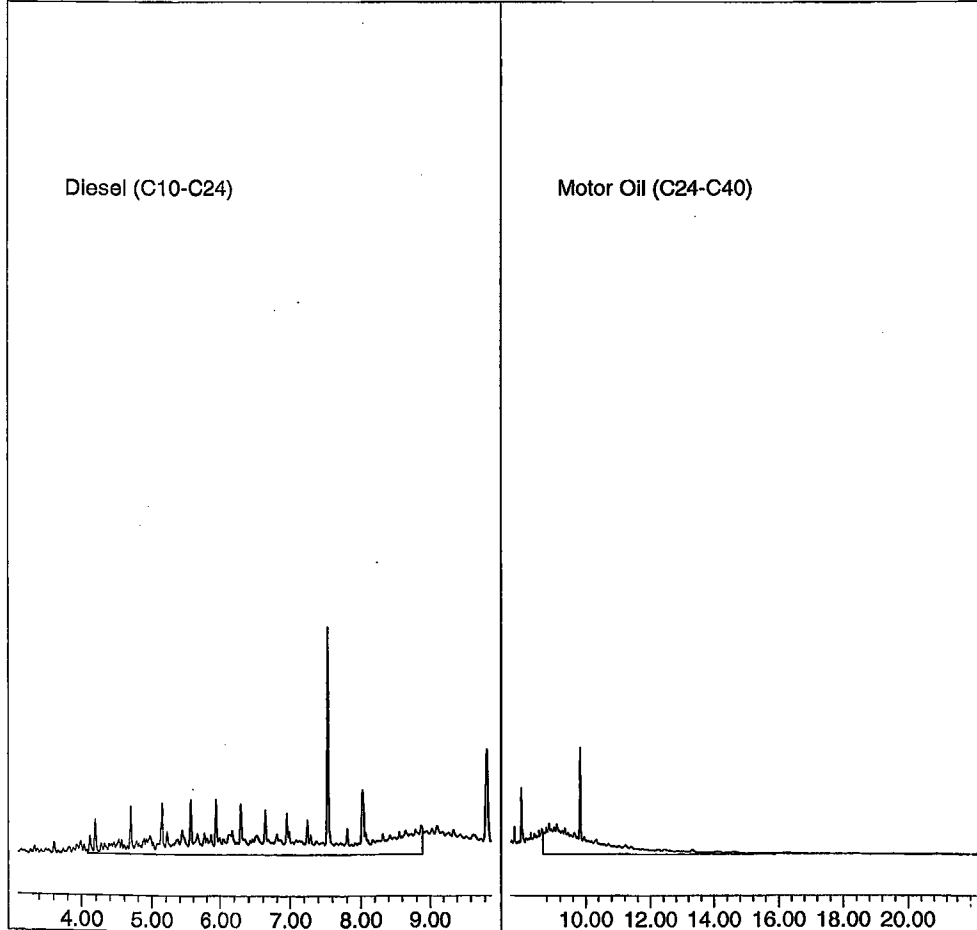
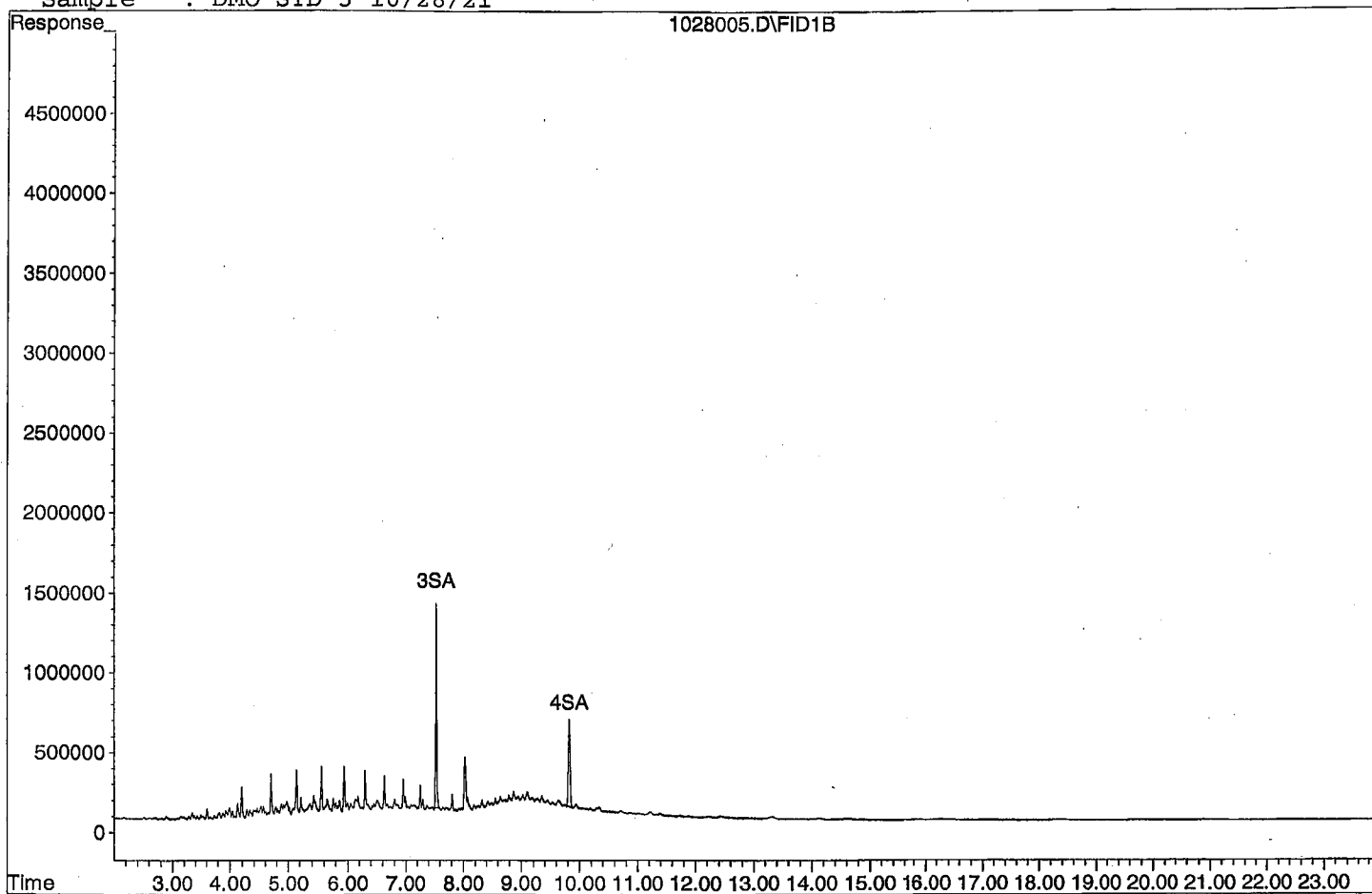
Volume Inj. : 2UL  
 Signal Phase : DB-5  
 Signal Info : FID02A

Compound	R.T.	Response	Conc Units
System Monitoring Compounds			
3) SA Ortho-Terphenyl(S)	7.53	15599382	2.494 ppb
Surrogate Spike 30.000		Recovery =	8.31%
4) SA Octacosane(S)	9.82	11432050	2.528 ppb
Surrogate Spike 30.000		Recovery =	8.43%
Target Compounds			
1) HATM Diesel (C10-C24)	6.49	251787231	50.024 ppb
2) HBTM Motor Oil (C24-C40)	14.96	206586322	50.832 ppb

Target Compounds

Quantitation Report

Data File: G:\APOLLO\DATA\211028\1028005.D  
Sample : DMO STD 3 10/28/21



Data File : G:\APOLLO\DATA\211028\1028006.D Vial: 6  
 Acq On : 10-28-21 10:43:31 Operator: KA  
 Sample : DMO STD 4 10/28/21 Inst : Apollo  
 Misc : water Multiplr: 1.00  
 IntFile : events.e  
 Quant Time: Oct 28 15:39 2021 Quant Results File: DOC1028.RES

Method : G:\APOLLO\DATA\211028\DOC1028.M (Chemstation Integrator)  
 Title : 8015 B&C  
 Last Update : Thu Oct 28 15:39:11 2021  
 Response via : Multiple Level Calibration

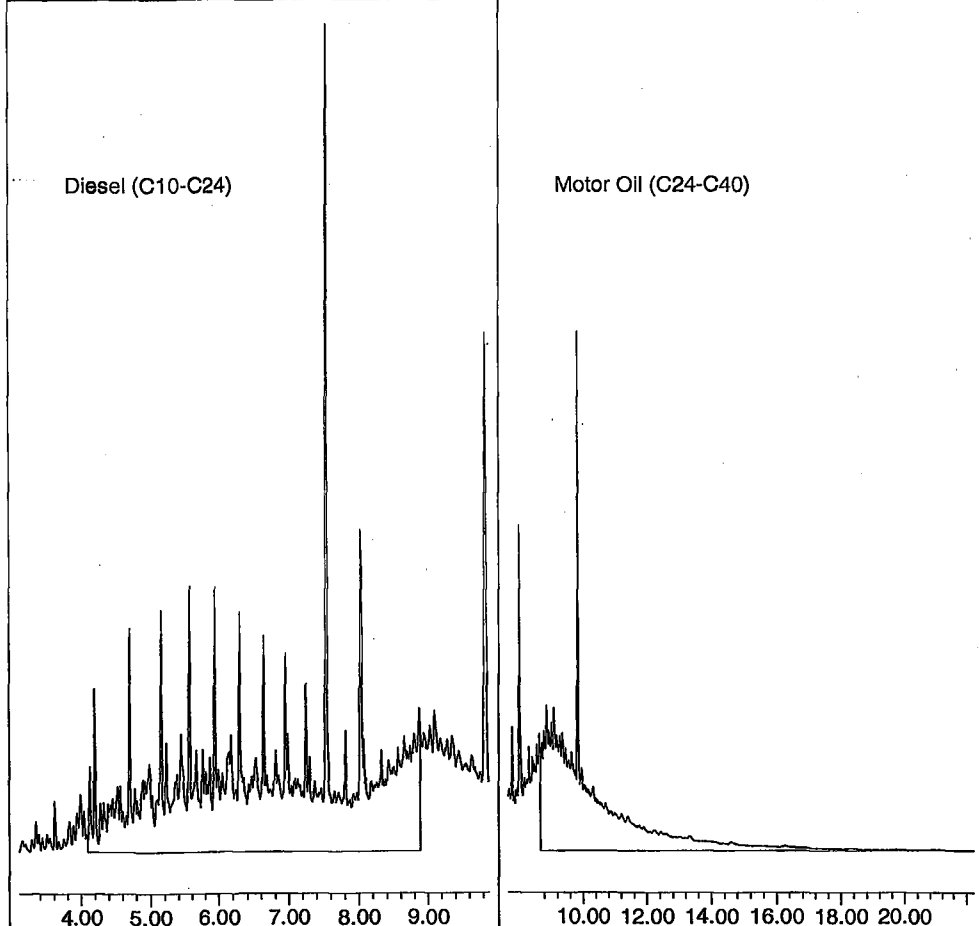
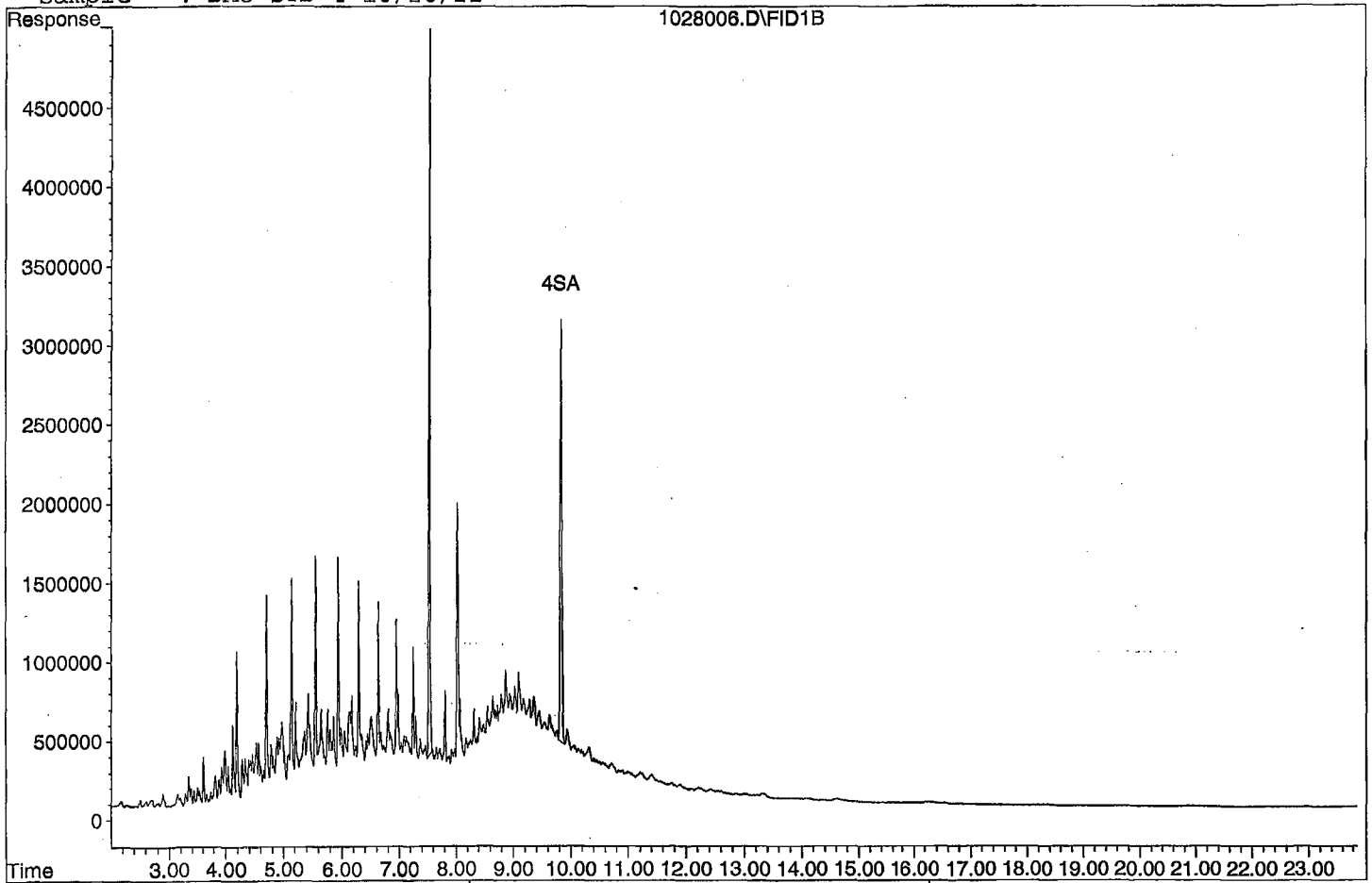
Volume Inj. : 2UL  
 Signal Phase : DB-5  
 Signal Info : FID02A

Compound	R.T.	Response	Conc Units
System Monitoring Compounds			
3) SA Ortho-Terphenyl(S)	7.53	75891940	12.133 ppb
Surrogate Spike 30.000		Recovery =	40.44%
4) SA Octacosane(S)	9.82	56888797	12.578 ppb
Surrogate Spike 30.000		Recovery =	41.93%
Target Compounds			
1) HATM Diesel (C10-C24)	6.49	1209470396	240.292 ppb
2) HBTM Motor Oil (C24-C40)	14.96	912296132	258.892 ppb

Target Compounds

Quantitation Report

Data File: G:\APOLLO\DATA\211028\1028006.D  
Sample : DMO STD 4 10/28/21





Data File : G:\APOLLO\DATA\211028\1028007.D Vial: 7  
 Acq On : 10-28-21 11:11:42 Operator: KA  
 Sample : DMO STD 5 10/28/21 Inst : Apollo  
 Misc : water Multiplr: 1.00  
 IntFile : events.e  
 Quant Time: Oct 28 15:39 2021 Quant Results File: DOC1028.RES

Method : G:\APOLLO\DATA\211028\DOC1028.M (Chemstation Integrator)  
 Title : 8015 B&C  
 Last Update : Thu Oct 28 15:39:11 2021  
 Response via : Multiple Level Calibration

Volume Inj. : 2UL  
 Signal Phase : DB-5  
 Signal Info : FID02A

Compound	R.T.	Response	Conc Units
----------	------	----------	------------

System Monitoring Compounds

3) SA Ortho-Terphenyl(S)	7.54	292696553	46.794 ppb
Surrogate Spike 30.000		Recovery =	155.98%
4) SA Octacosane(S)	9.83	217041298	47.988 ppb
Surrogate Spike 30.000		Recovery =	159.96%

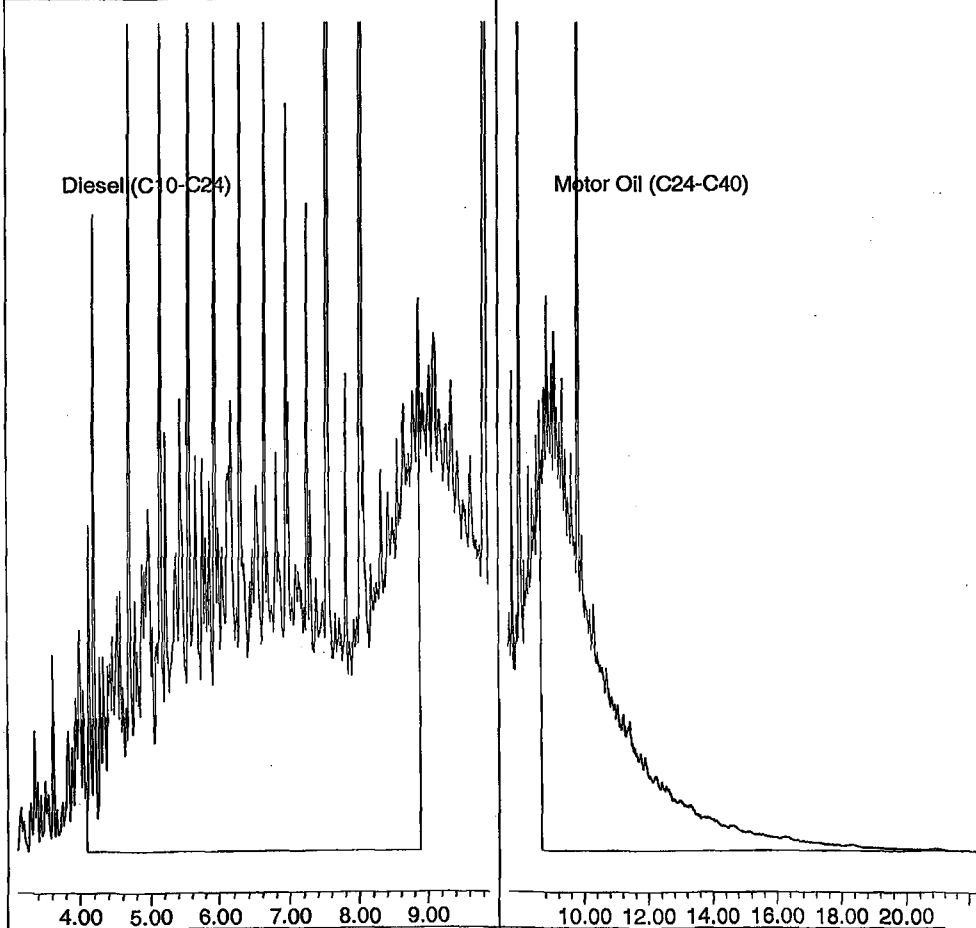
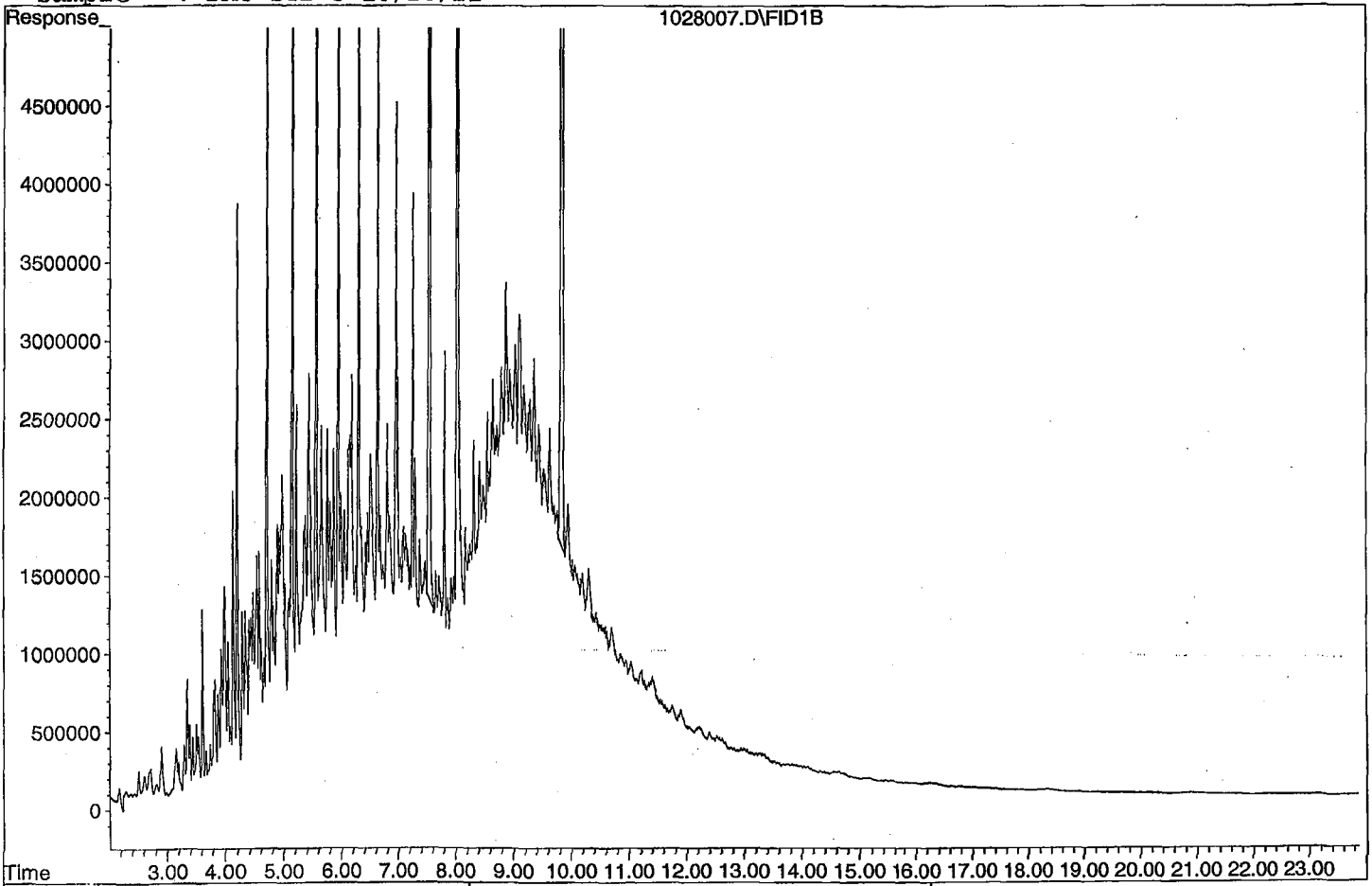
Target Compounds

1) HATM Diesel (C10-C24)	6.49	4675985227	929.003 ppb
2) HBTM Motor Oil (C24-C40)	14.96	3391967397	989.959 ppb

Target Compounds

Quantitation Report

Data File: G:\APOLLO\DATA\211028\1028007.D  
Sample : DMO STD 5 10/28/21



Data File : G:\APOLLO\DATA\211028\1028008.D Vial: 8  
 Acq On : 10-28-21 11:39:55 Operator: KA  
 Sample : DMO STD 6 10/28/21 Inst : Apollo  
 Misc : water Multiplr: 1.00  
 IntFile : events.e  
 Quant Time: Oct 28 15:39 2021 Quant Results File: DOC1028.RES

Method : G:\APOLLO\DATA\211028\DOC1028.M (Chemstation Integrator)  
 Title : 8015 B&C  
 Last Update : Thu Oct 28 15:39:11 2021  
 Response via : Multiple Level Calibration

Volume Inj. : 2UL  
 Signal Phase : DB-5  
 Signal Info : FID02A

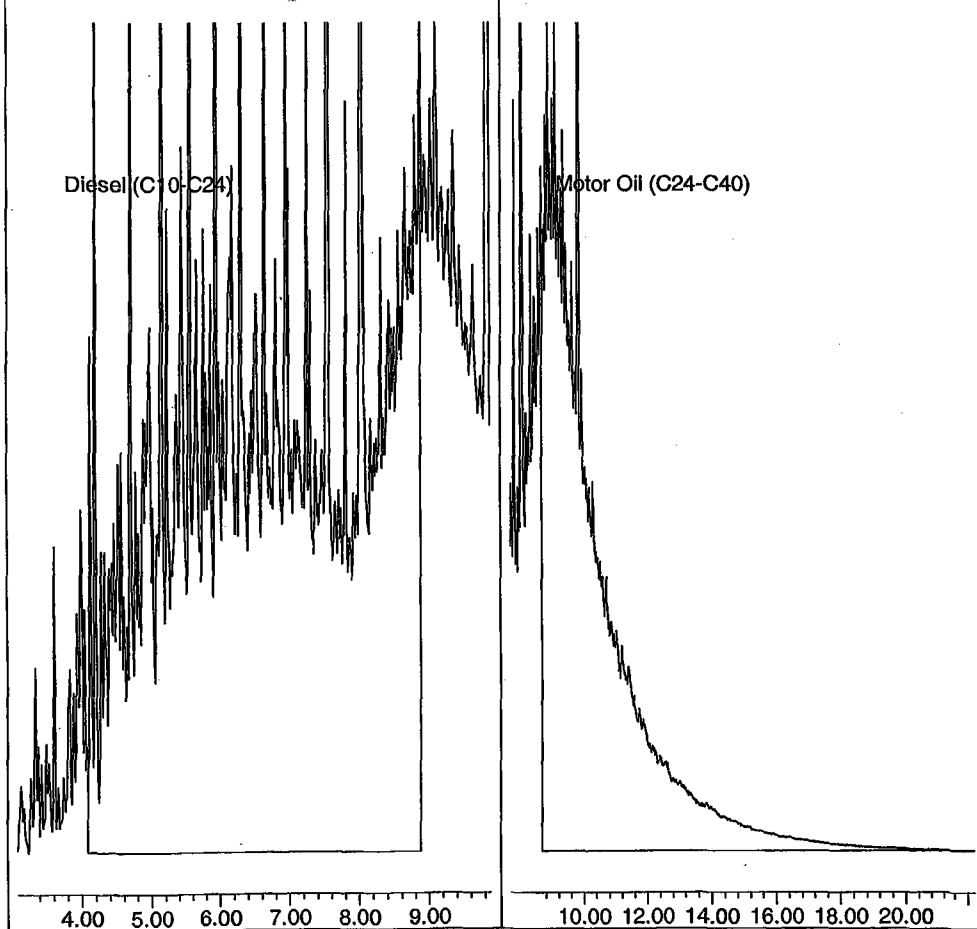
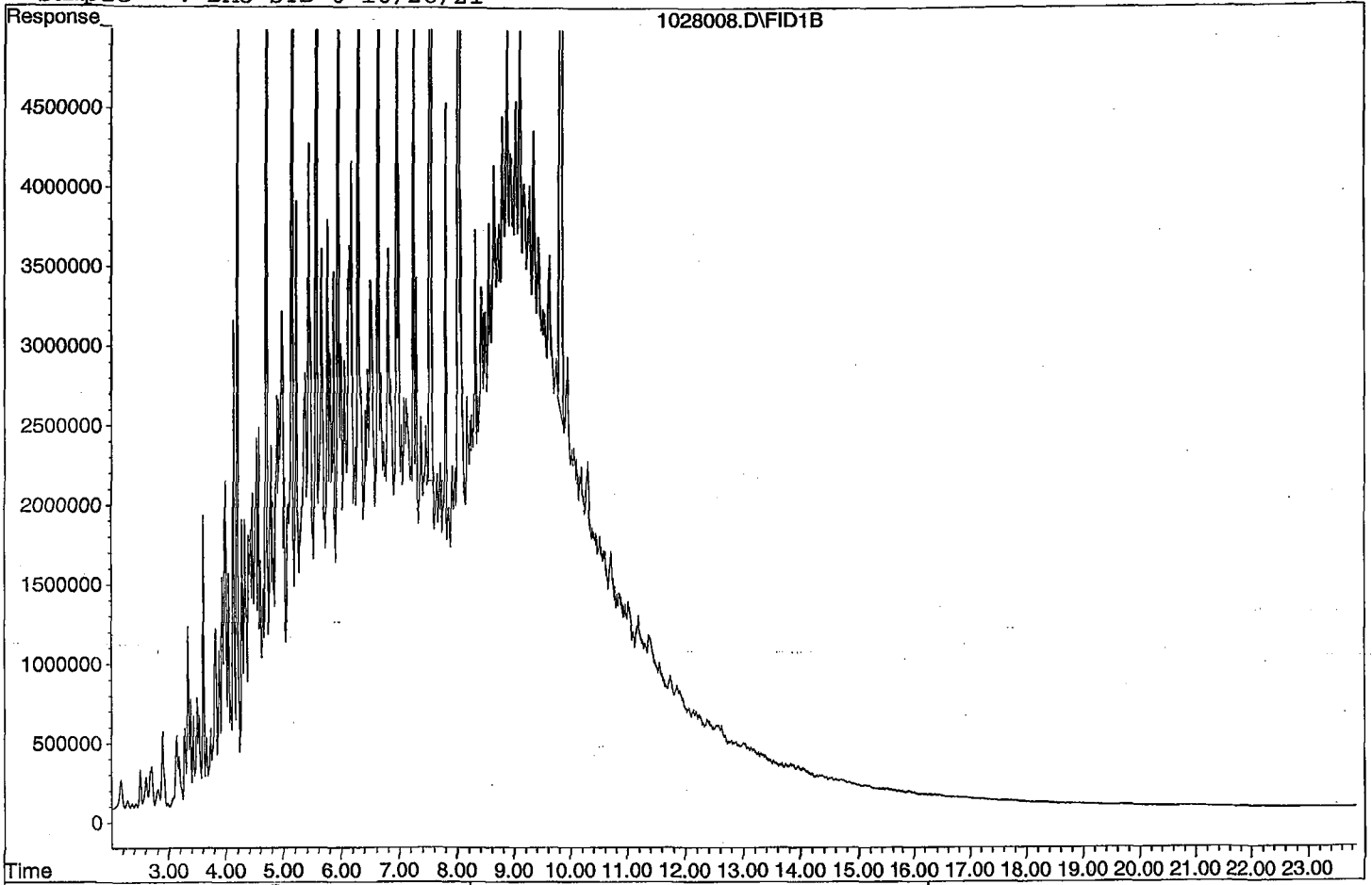
Compound	R.T.	Response	Conc Units
System Monitoring Compounds			
3) SA Ortho-Terphenyl(S)	7.54	435798382	69.672 ppb
Surrogate Spike 30.000		Recovery =	232.24%
4) SA Octacosane(S)	9.84	325688048	72.009 ppb
Surrogate Spike 30.000		Recovery =	240.03%
Target Compounds			
1) HATM Diesel (C10-C24)	6.49	7163144090	1423.140 ppb
2) HBTM Motor Oil (C24-C40)	14.96	5028351305	1472.405 ppb

Target Compounds

Quantitation Report

Data File: G:\APOLLO\DATA\211028\1028008.D

Sample : DMO STD 6 10/28/21



Data File : G:\APOLLO\DATA\211028\1028009.D Vial: 9  
 Acq On : 10-28-21 12:08:10 Operator: KA  
 Sample : DMO STD 7 10/28/21 Inst : Apollo  
 Misc : water Multiplr: 1.00  
 IntFile : events.e  
 Quant Time: Oct 28 15:39 2021 Quant Results File: DOC1028.RES

Method : G:\APOLLO\DATA\211028\DOC1028.M (Chemstation Integrator)  
 Title : 8015 B&C  
 Last Update : Thu Oct 28 15:39:11 2021  
 Response via : Multiple Level Calibration

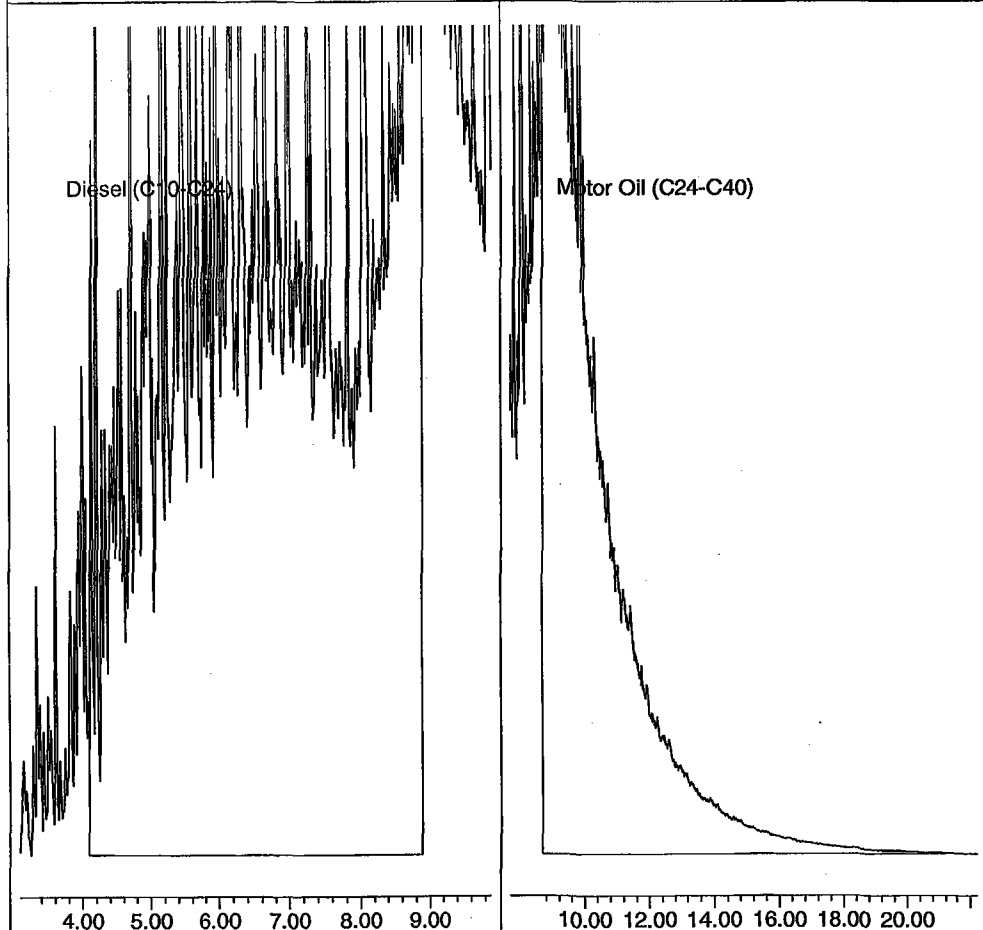
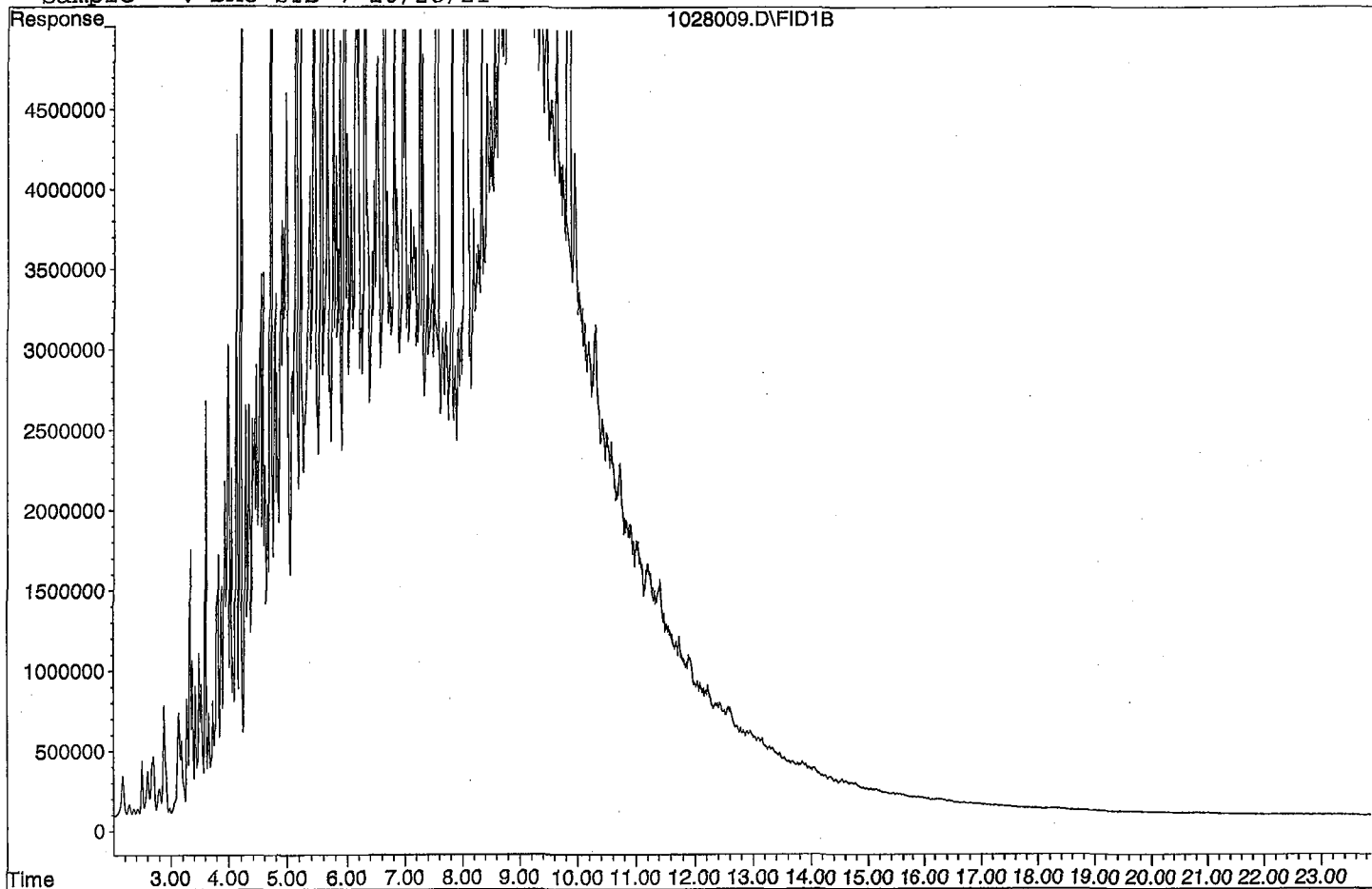
Volume Inj. : 2UL  
 Signal Phase : DB-5  
 Signal Info : FID02A

Compound	R.T.	Response	Conc Units
System Monitoring Compounds			
3) SA Ortho-Terphenyl(S)	7.54	617758709	98.762 ppb
Surrogate Spike 30.000		Recovery =	329.21%
4) SA Octacosane(S)	9.85	457331573	101.116 ppb
Surrogate Spike 30.000		Recovery =	337.05%
Target Compounds			
1) HATM Diesel (C10-C24)	6.49	10255165539	2037.448 ppb
2) HBTM Motor Oil (C24-C40)	14.96	6914631831	2028.526 ppb

Target Compounds

Quantitation Report

Data File: G:\APOLLO\DATA\211028\1028009.D  
Sample : DMO STD 7 10/28/21



TPH Extractables  
DOC1028

Form 7

Second Source Calibration

Lab Name: APPL, Inc.  
Case No: \_\_\_\_\_  
Matrix: Water

SDG No: \_\_\_\_\_  
Date Analyzed: 10/28/2021  
Instrument: Apollo  
Initial Cal. Date: 10/28/2021  
Data File: 1028010.D

	Compound	MEAN	CCRF	%D	%Drift	
1	HATM Diesel (C10-C24)	2516670	2266400	9.9	HATM	
2	HBTM Motor Oil (C24-C40)	2492040	1663520	33	HBTML	5.9
3						
4						
5						
6						
7						
8						
9						
10						
11						
12						
13						
14						
15						
16						
17						
18						
19						
20						
21						
22						
23						
24						
25						
26						
27						
28						
29						
30						
31						
32						
33						
34						
35						
36						
37						
38						
39						
40	Average			21.5		

Data File : G:\APOLLO\DATA\211028\1028010.D Vial: 10  
 Acq On : 10-28-21 12:36:26 Operator: KA  
 Sample : DMO Second Source 10/28/21 Inst : Apollo  
 Misc : water Multiplr: 1.00  
 IntFile : events.e  
 Quant Time: Oct 28 15:39 2021 Quant Results File: DOC1028.RES

Method : G:\APOLLO\DATA\211028\DOC1028.M (Chemstation Integrator)  
 Title : 8015 B&C  
 Last Update : Thu Oct 28 15:39:11 2021  
 Response via : Multiple Level Calibration

Volume Inj. : 2UL  
 Signal Phase : DB-5  
 Signal Info : FID02A

Compound	R.T.	Response	Conc Units
System Monitoring Compounds			
3) SA Ortho-Terphenyl(S)	7.53	4250105	0.679 ppb
Surrogate Spike 30.000		Recovery =	2.26%
4) SA Octacosane(S)	9.83	-3553	N.D. ppb
Surrogate Spike 30.000		Recovery =	0.00%
Target Compounds			
1) HATM Diesel (C10-C24)	6.49	1133202337	225.139 ppb
2) HBTM Motor Oil (C24-C40)	14.96	831758038	235.148 ppb

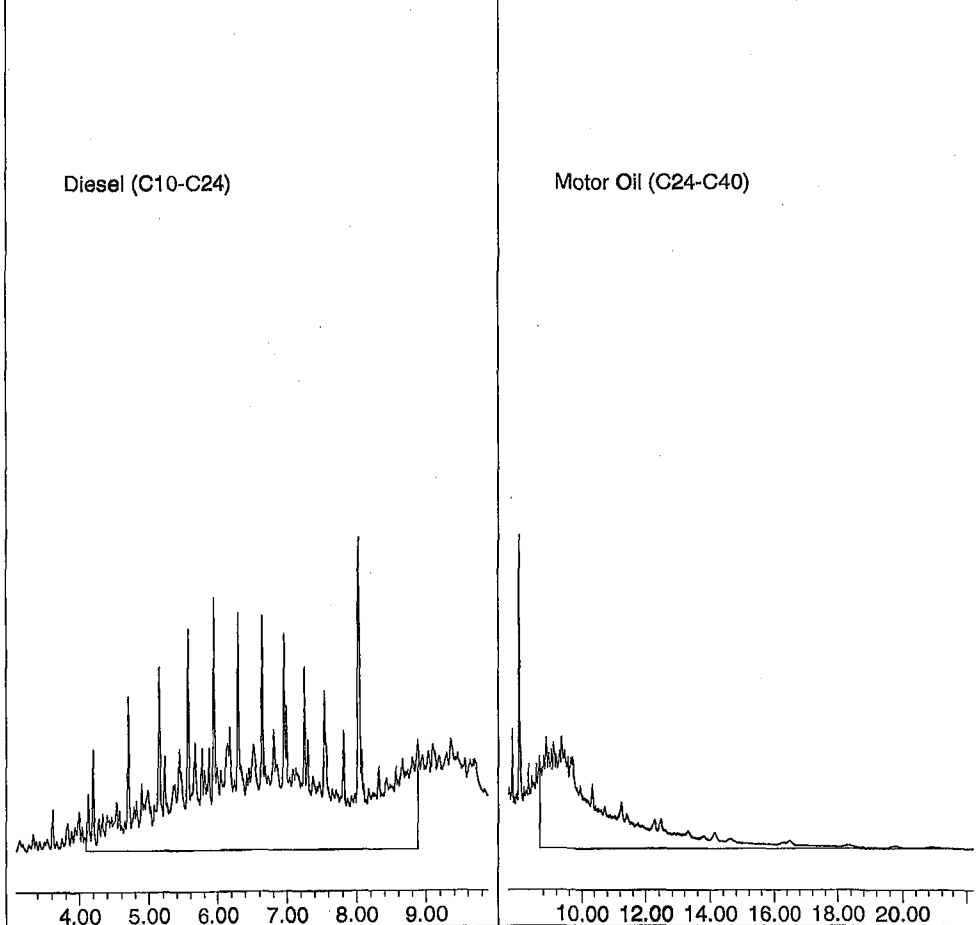
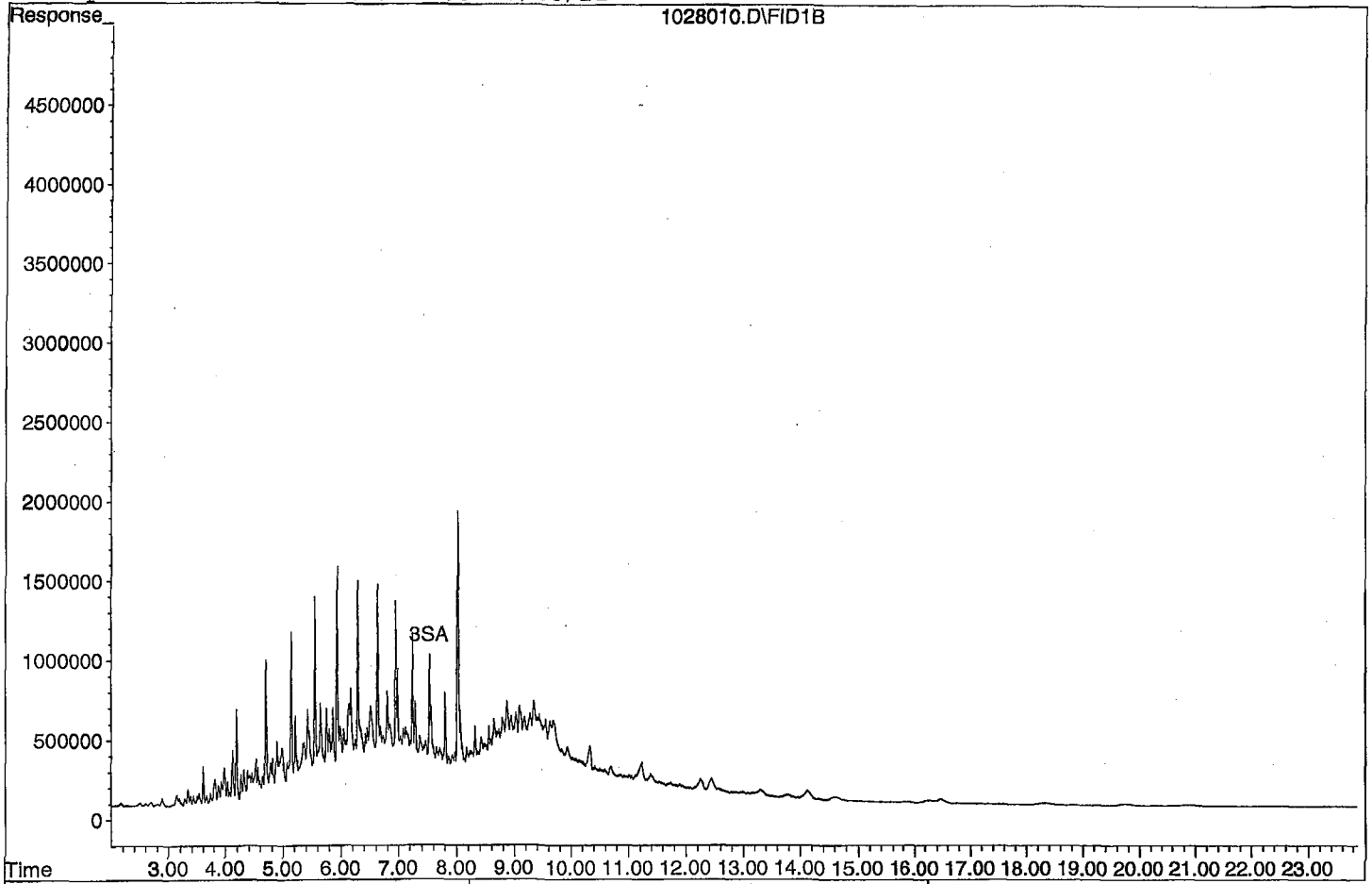
Target Compounds

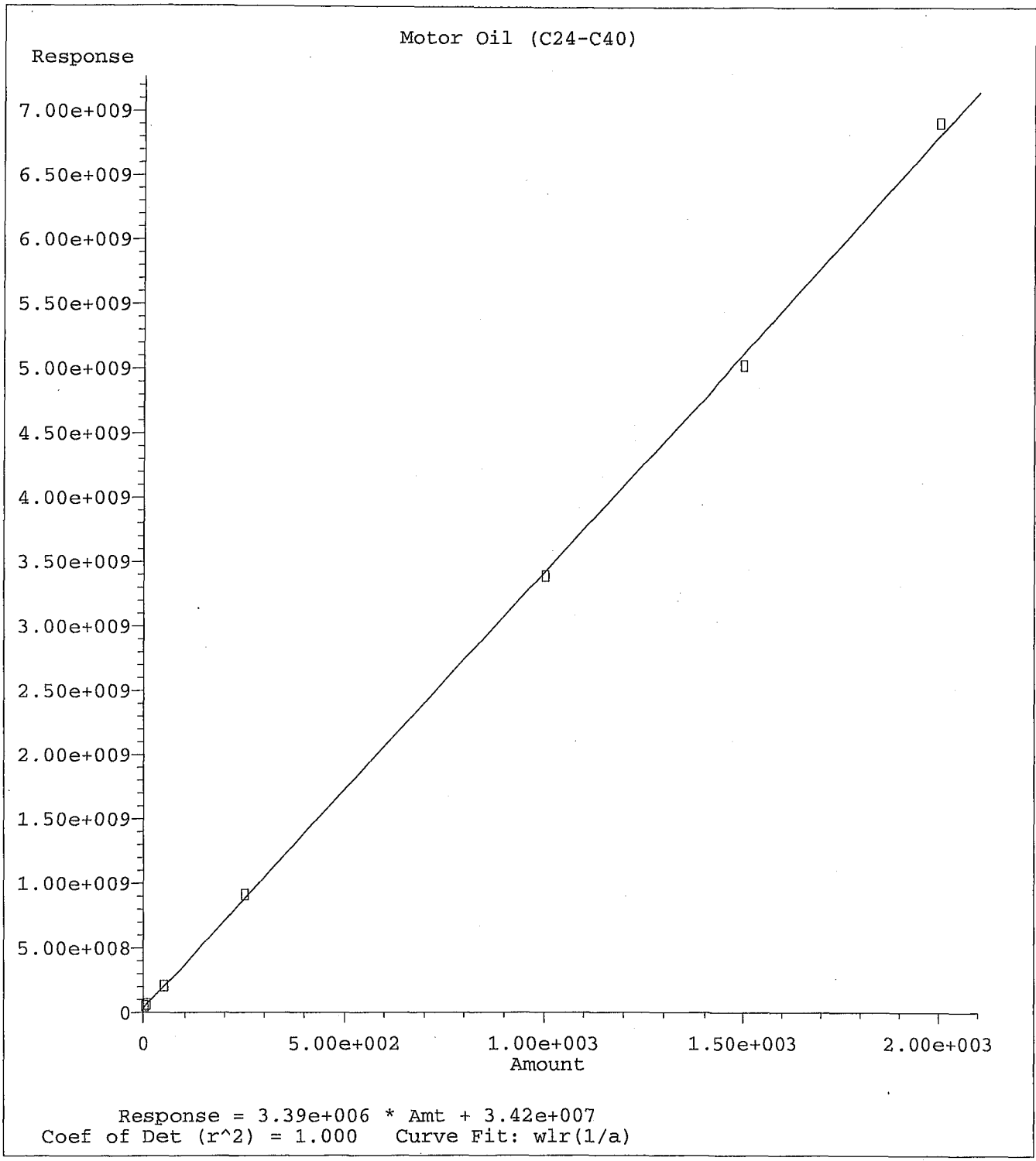


Quantitation Report

Data File: G:\APOLLO\DATA\211028\1028010.D

Sample : DMO Second Source 10/28/21





Method Name: G:\APOLLO\DATA\211028\DOC1028.M  
 Calibration Table Last Updated: Thu Oct 28 15:37:06 2021

TPH Extractables  
DOC1212

Form 6  
Initial Calibration

Lab Name: APPL, Inc.  
Case No: \_\_\_\_\_  
Matrix: Water

SDG No: \_\_\_\_\_  
Initial Cal. Date: 12/12/2021  
Instrument: Apollo

Initials: LAC

1212006.D    1212007.D    1212008.D    1212009.D    1212010.D    1212011.D    1212012.D

	Compound	1	2	3	4	5	6	7				Avg	%RSD	Type	r <sup>2</sup>	Q
1	HATML Diesel (C10-C24)	8409900	1925328	2069958	2001689	2006236	1962917	2154305				2932905	82	HATM	0.997	
2	HBTML Motor Oil (C24-C40)	6316816	1467738	1268546	1230563	1263138	1244243	1381191				2024605	94	HBTM	0.996	
3	SA Ortho-Terphenyl(S)		2678531	2553559	2458004	2431880	2380674	2534932				2506263	4.2	SA		
4	SA Octacosane(S)		1928500	1894461	1754396	1742966	1677732	1863978				1810339	5.5	SA		
5																
6																
7																
8																
9																
10																
11																
12																
13																
14																
15																
16																
17																
18																
19																
20																
21																
22																
23																
24																
25																
26																
27																
28																
29																
30																
31																
32																
33																
34																
35																

5.305152

Data File : G:\APOLLO\DATA\211212\1212006.D Vial: 4  
 Acq On : 12-12-21 16:08:57 Operator: KA  
 Sample : DMO Calibration 1 12/12/21 Inst : Apollo  
 Misc : Water Multiplr: 1.00  
 IntFile : events.e  
 Quant Time: Dec 13 5:49 2021 Quant Results File: DOC1212.RES

Method : G:\APOLLO\DATA\211212\DOC1212.M (Chemstation Integrator)  
 Title : 8015 B&C  
 Last Update : Mon Dec 13 05:52:11 2021  
 Response via : Multiple Level Calibration



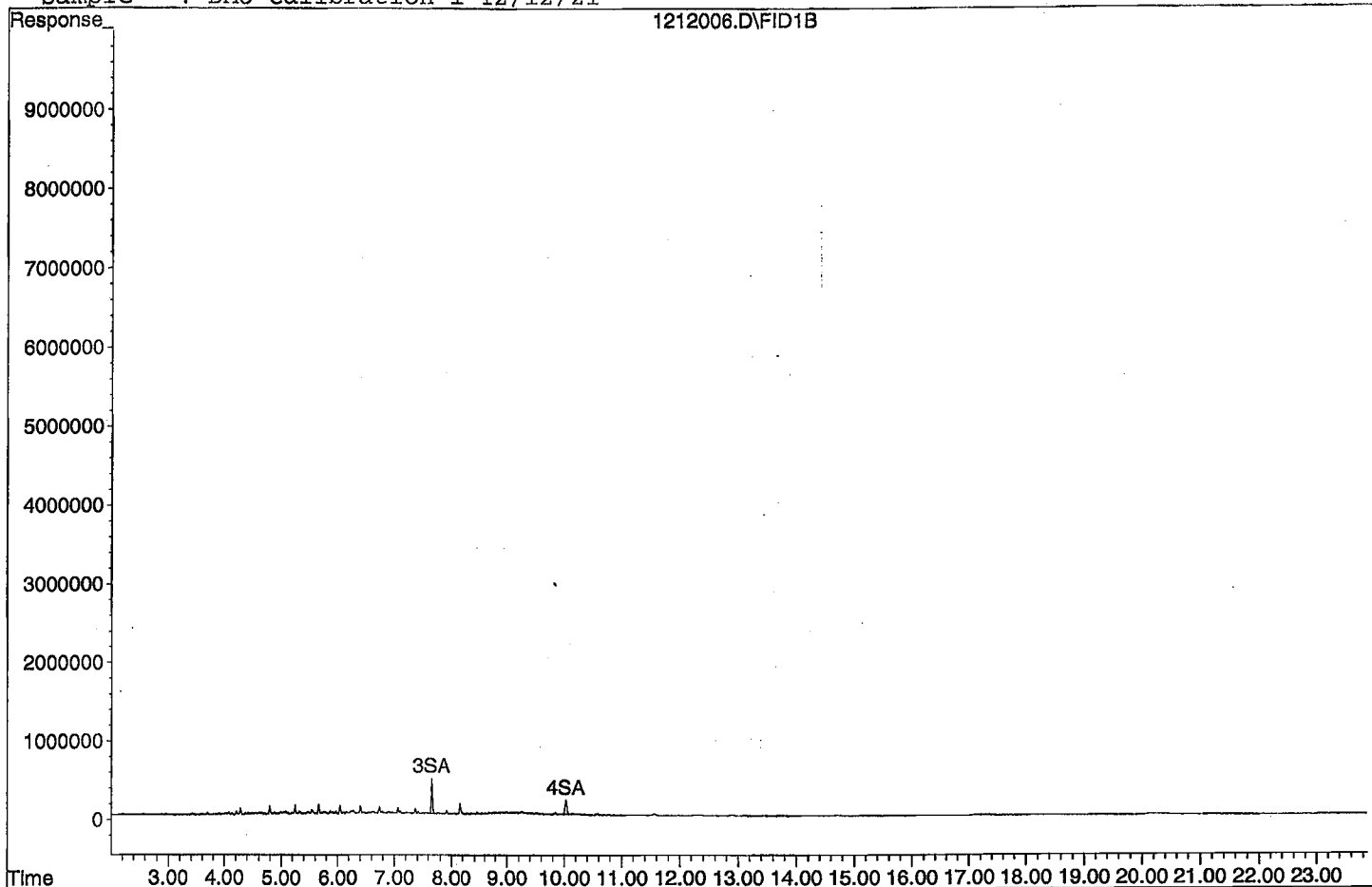
Volume Inj. : 2UL  
 Signal Phase : DB-5  
 Signal Info : FID02A

Compound	R.T.	Response	Conc Units
System Monitoring Compounds			
3) SA Ortho-Terphenyl(S)	7.65	5591530	362.599 ppb
Surrogate Spike 30.000		Recovery =	1208.66%
4) SA Octacosane(S)	10.03	4056830	1.381 ppb
Surrogate Spike 30.000		Recovery =	4.60%
Target Compounds			
1) HATM Diesel (C10-C24)	6.60	84098995	26.361 ppb
2) HBTM Motor Oil (C24-C40)	15.67	63168156	34.400 ppb
Target Compounds			

Quantitation Report

Data File: G:\APOLLO\DATA\211212\1212006.D

Sample : DMO Calibration 1 12/12/21



Data File : G:\APOLLO\DATA\211212\1212007.D Vial: 5  
 Acq On : 12-12-21 16:37:14 Operator: KA  
 Sample : DMO Calibration 2 12/12/21 Inst : Apollo  
 Misc : Water Multiplr: 1.00  
 IntFile : events.e  
 Quant Time: Dec 13 5:49 2021 Quant Results File: DOC1212.RES



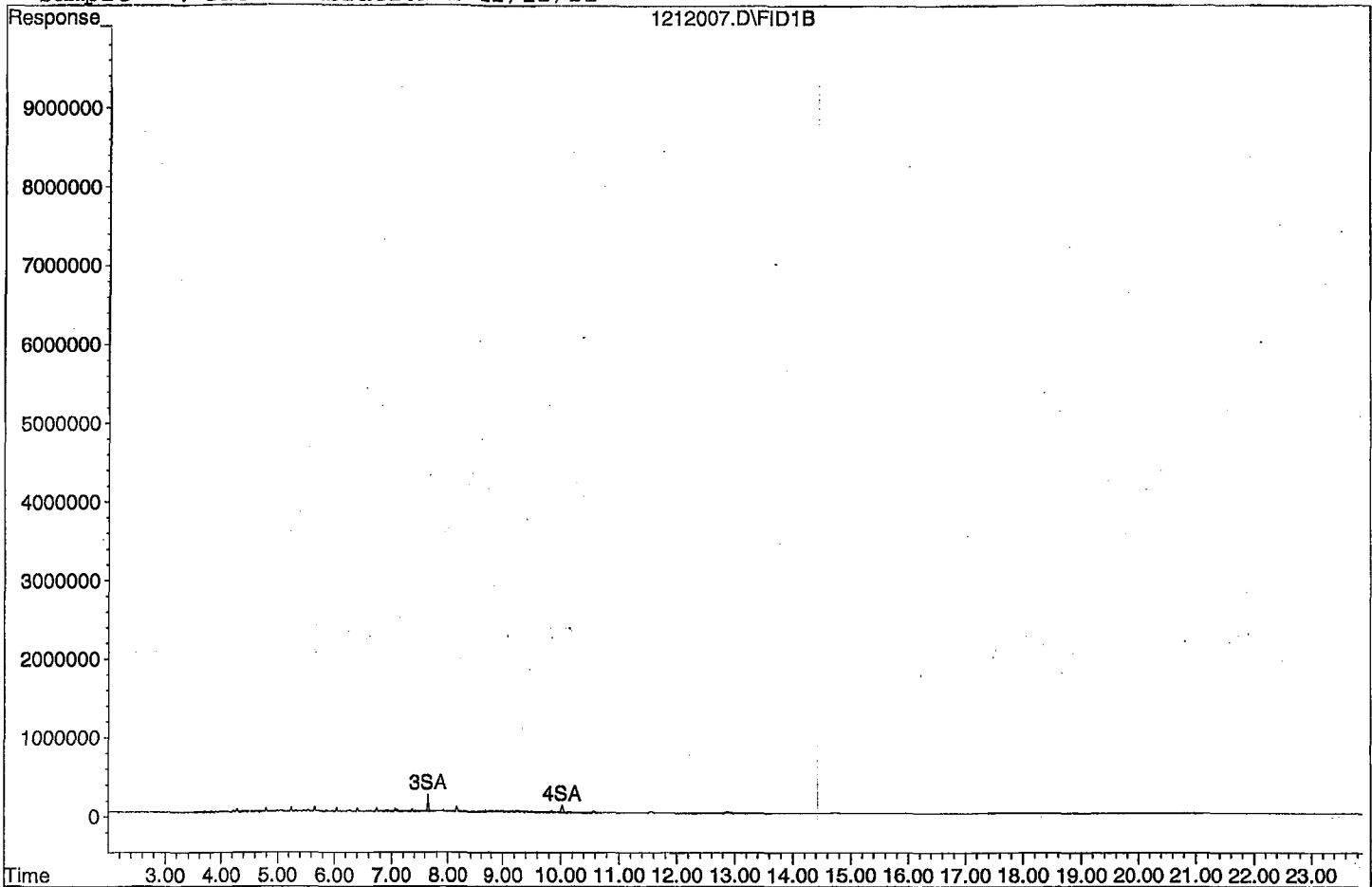
Method : G:\APOLLO\DATA\211212\DOC1212.M (Chemstation Integrator)  
 Title : 8015 B&C  
 Last Update : Mon Dec 13 05:52:11 2021  
 Response via : Multiple Level Calibration

Volume Inj. : 2UL  
 Signal Phase : DB-5  
 Signal Info : FID02A

Compound	R.T.	Response	Conc Units
System Monitoring Compounds			
3) SA Ortho-Terphenyl(S)	7.65	2678531	172.354 ppb
Surrogate Spike 30.000		Recovery =	574.51%
4) SA Octacosane(S)	10.03	1928500	0.788 ppb
Surrogate Spike 30.000		Recovery =	2.63%
Target Compounds			
1) HATM Diesel (C10-C24)	6.60	38506565	16.036 ppb
2) HBTM Motor Oil (C24-C40)	15.67	29354754	21.697 ppb

Target Compounds

Data File: G:\APOLLO\DATA\211212\1212007.D  
Sample : DMO Calibration 2 12/12/21



Data File : G:\APOLLO\DATA\211212\1212008.D Vial: 6  
 Acq On : 12-12-21 17:05:32 Operator: KA  
 Sample : DMO Calibration 3 12/12/21 Inst : Apollo  
 Misc : Water Multiplr: 1.00  
 IntFile : events.e  
 Quant Time: Dec 13 5:50 2021 Quant Results File: DOC1212.RES

Method : G:\APOLLO\DATA\211212\DOC1212.M (Chemstation Integrator)  
 Title : 8015 B&C  
 Last Update : Mon Dec 13 05:52:11 2021  
 Response via : Multiple Level Calibration

Volume Inj. : 2UL  
 Signal Phase : DB-5  
 Signal Info : FID02A

Compound	R.T.	Response	Conc Units
System Monitoring Compounds			
3) SA Ortho-Terphenyl(S)	7.65	12767795	831.275 ppb
Surrogate Spike 30.000		Recovery =	2770.92%
4) SA Octacosane(S)	10.03	9472303	2.889 ppb
Surrogate Spike 30.000		Recovery =	9.63%
Target Compounds			
1) HATM Diesel (C10-C24)	6.60	206995836	54.193 ppb
2) HBTM Motor Oil (C24-C40)	15.67	126854570	58.325 ppb



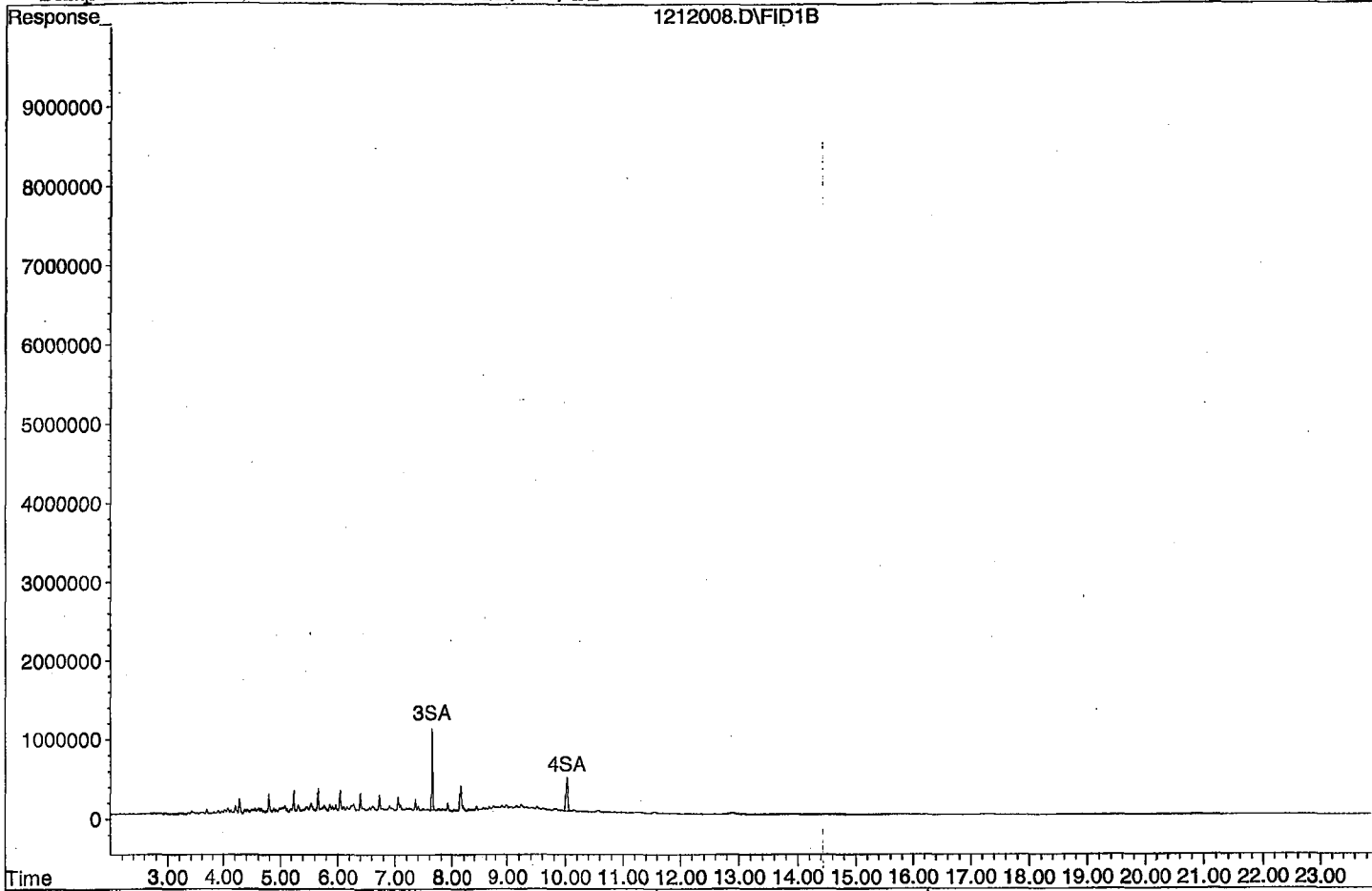
Target Compounds



Quantitation Report

Data File: G:\APOLLO\DATA\211212\1212008.D

Sample : DMO Calibration 3 12/12/21



Data File : G:\APOLLO\DATA\211212\1212009.D Vial: 7  
 Acq On : 12-12-21 17:33:48 Operator: KA  
 Sample : DMO Calibration 4 12/12/21 Inst : Apollo  
 Misc : Water Multiplr: 1.00  
 IntFile : events.e  
 Quant Time: Dec 13 5:50 2021 Quant Results File: DOC1212.RES



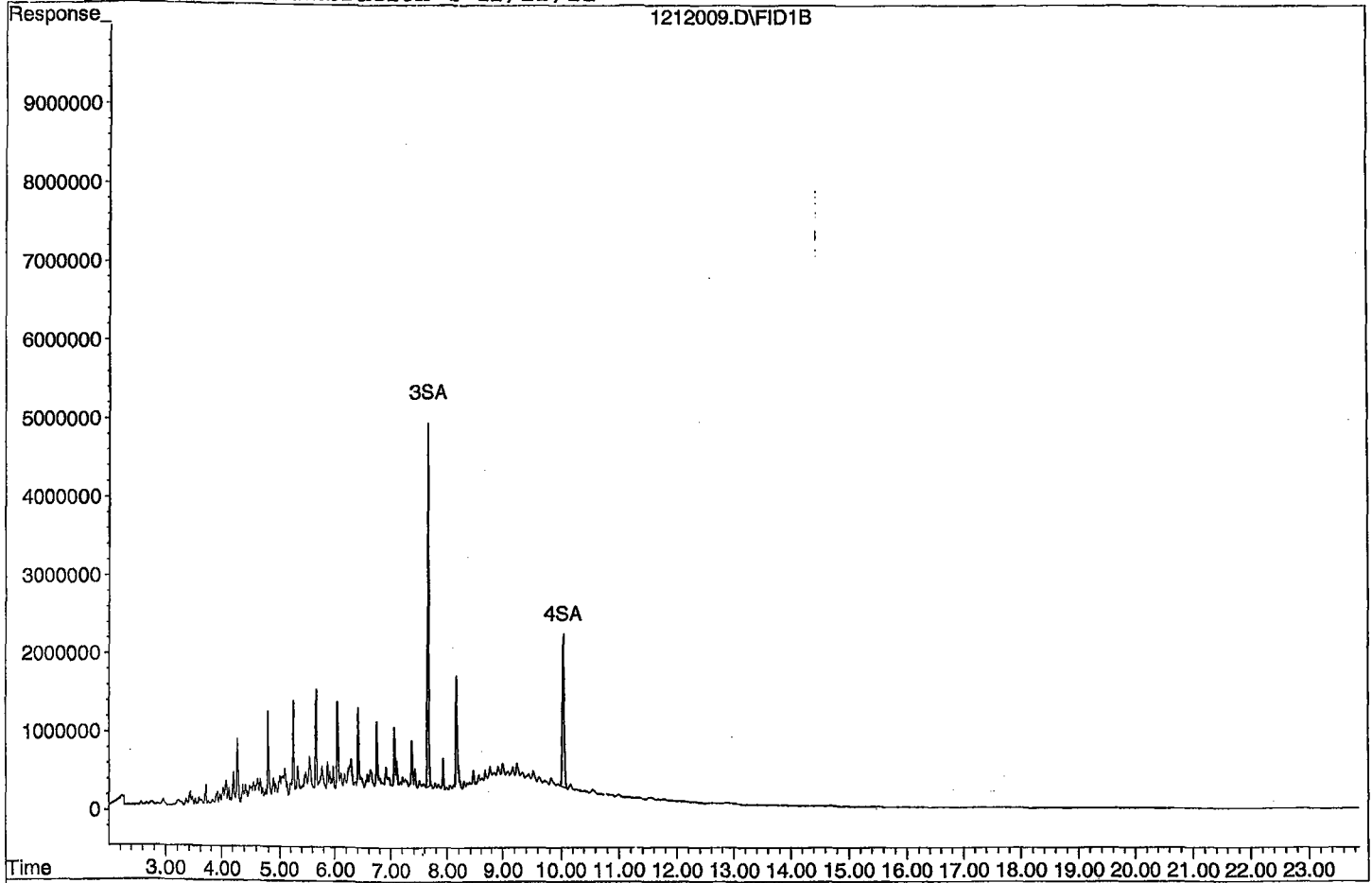
Method : G:\APOLLO\DATA\211212\DOC1212.M (Chemstation Integrator)  
 Title : 8015 B&C  
 Last Update : Mon Dec 13 05:52:11 2021  
 Response via : Multiple Level Calibration

Volume Inj. : 2UL  
 Signal Phase : DB-5  
 Signal Info : FID02A

Compound	R.T.	Response	Conc Units
System Monitoring Compounds			
3) SA Ortho-Terphenyl(S)	7.66	61450098	4010.675 ppb
Surrogate Spike 30.000		Recovery =	13368.92%
4) SA Octacosane(S)	10.03	43859896	12.467 ppb
Surrogate Spike 30.000		Recovery =	41.56%
Target Compounds			
1) HATM Diesel (C10-C24)	6.60	1000844348	233.976 ppb
2) HBTM Motor Oil (C24-C40)	15.67	615281568	241.810 ppb

Target Compounds

Data File: G:\APOLLO\DATA\211212\1212009.D  
Sample : DMO Calibration 4 12/12/21



Data File : G:\APOLLO\DATA\211212\1212010.D Vial: 8  
 Acq On : 12-12-21 18:02:04 Operator: KA  
 Sample : DMO Calibration 5 12/12/21 Inst : Apollo  
 Misc : Water Multiplr: 1.00  
 IntFile : events.e  
 Quant Time: Dec 13 5:50 2021 Quant Results File: DOC1212.RES

Method : G:\APOLLO\DATA\211212\DOC1212.M (Chemstation Integrator)  
 Title : 8015 B&C  
 Last Update : Mon Dec 13 05:52:11 2021  
 Response via : Multiple Level Calibration

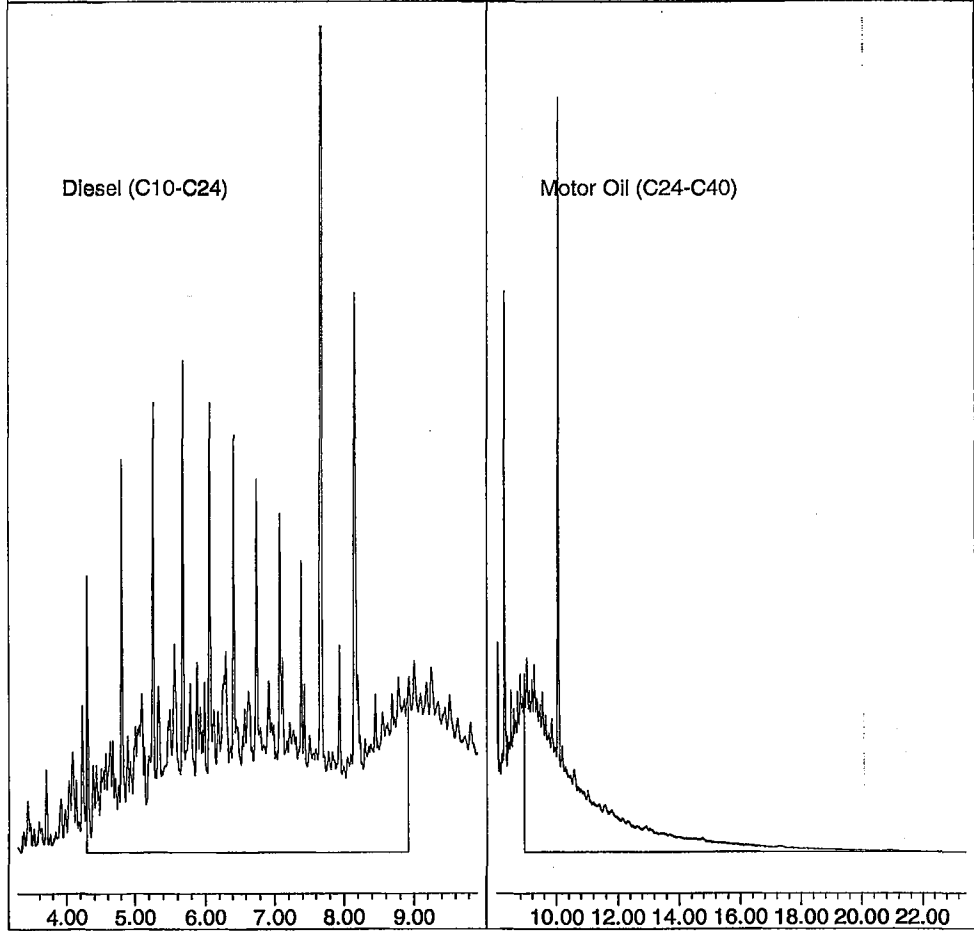
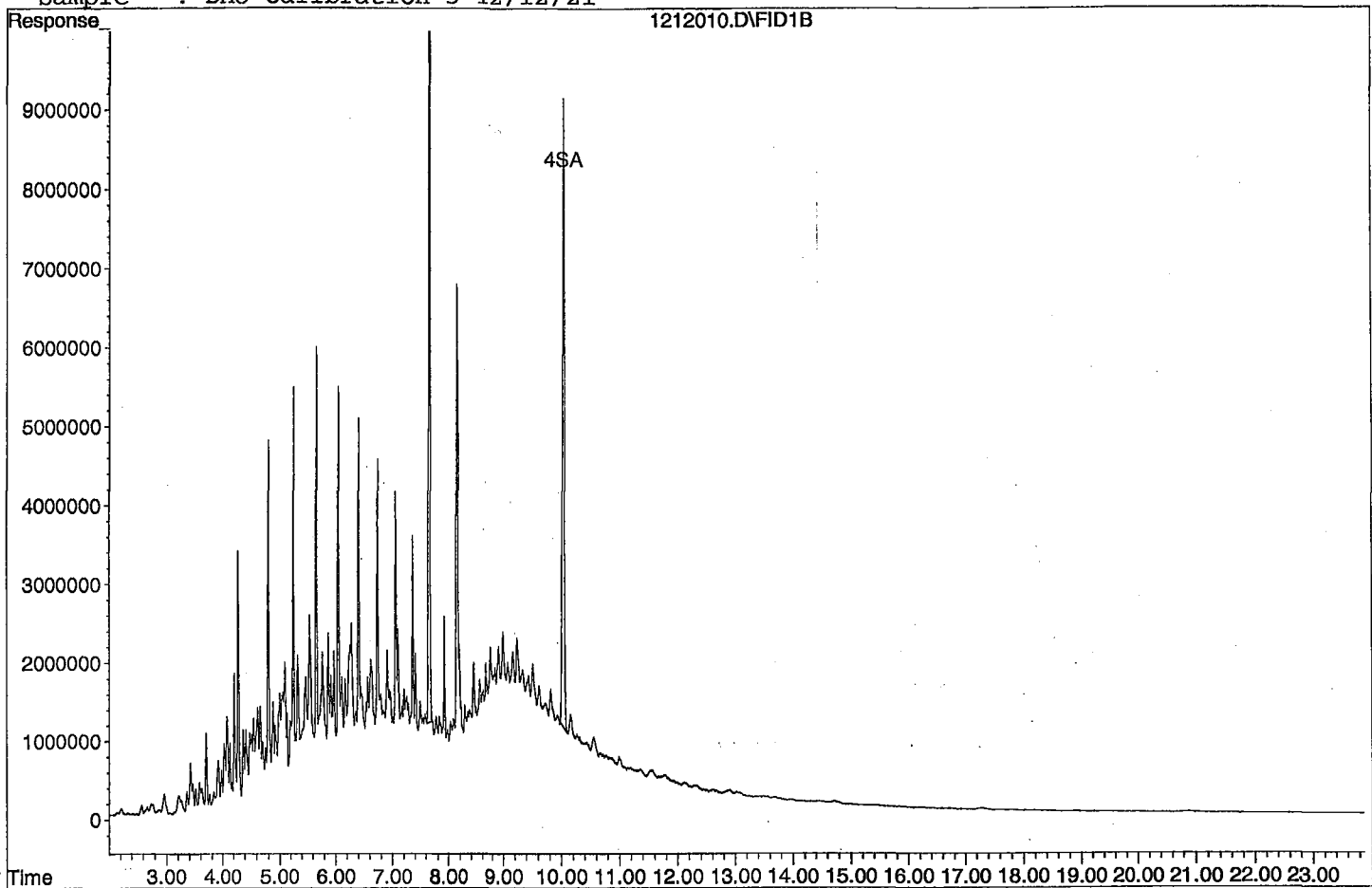
Volume Inj. : 2UL  
 Signal Phase : DB-5  
 Signal Info : FID02A

Compound	R.T.	Response	Conc Units
System Monitoring Compounds			
3) SA Ortho-Terphenyl(S)	7.66	243188022	15879.826 ppb
Surrogate Spike 30.000		Recovery =	52932.75%
4) SA Octacosane(S)	10.04	174296600	48.797 ppb
Surrogate Spike 30.000		Recovery =	162.66%
Target Compounds			
1) HATM Diesel (C10-C24)	6.60	4012472898	916.018 ppb
2) HBTM Motor Oil (C24-C40)	15.67	2526276181	959.706 ppb

Target Compounds

Data File: G:\APOLLO\DATA\211212\1212010.D

Sample : DMO Calibration 5 12/12/21



Data File : G:\APOLLO\DATA\211212\1212011.D Vial: 9  
 Acq On : 12-12-21 18:30:20 Operator: KA  
 Sample : DMO Calibration 6 12/12/21 Inst : Apollo  
 Misc : Water Multiplr: 1.00  
 IntFile : events.e  
 Quant Time: Dec 13 5:50 2021 Quant Results File: DOC1212.RES

Method : G:\APOLLO\DATA\211212\DOC1212.M (Chemstation Integrator)  
 Title : 8015 B&C  
 Last Update : Mon Dec 13 05:52:11 2021  
 Response via : Multiple Level Calibration

Volume Inj. : 2UL  
 Signal Phase : DB-5  
 Signal Info : FID02A

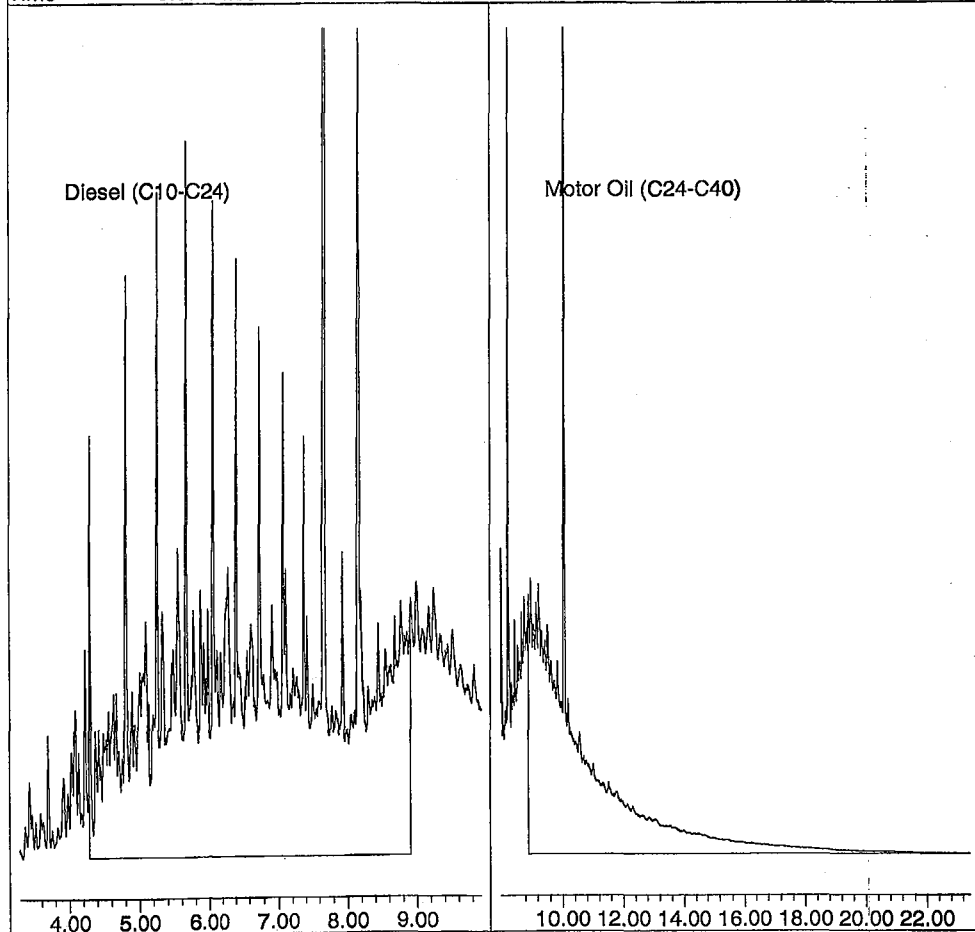
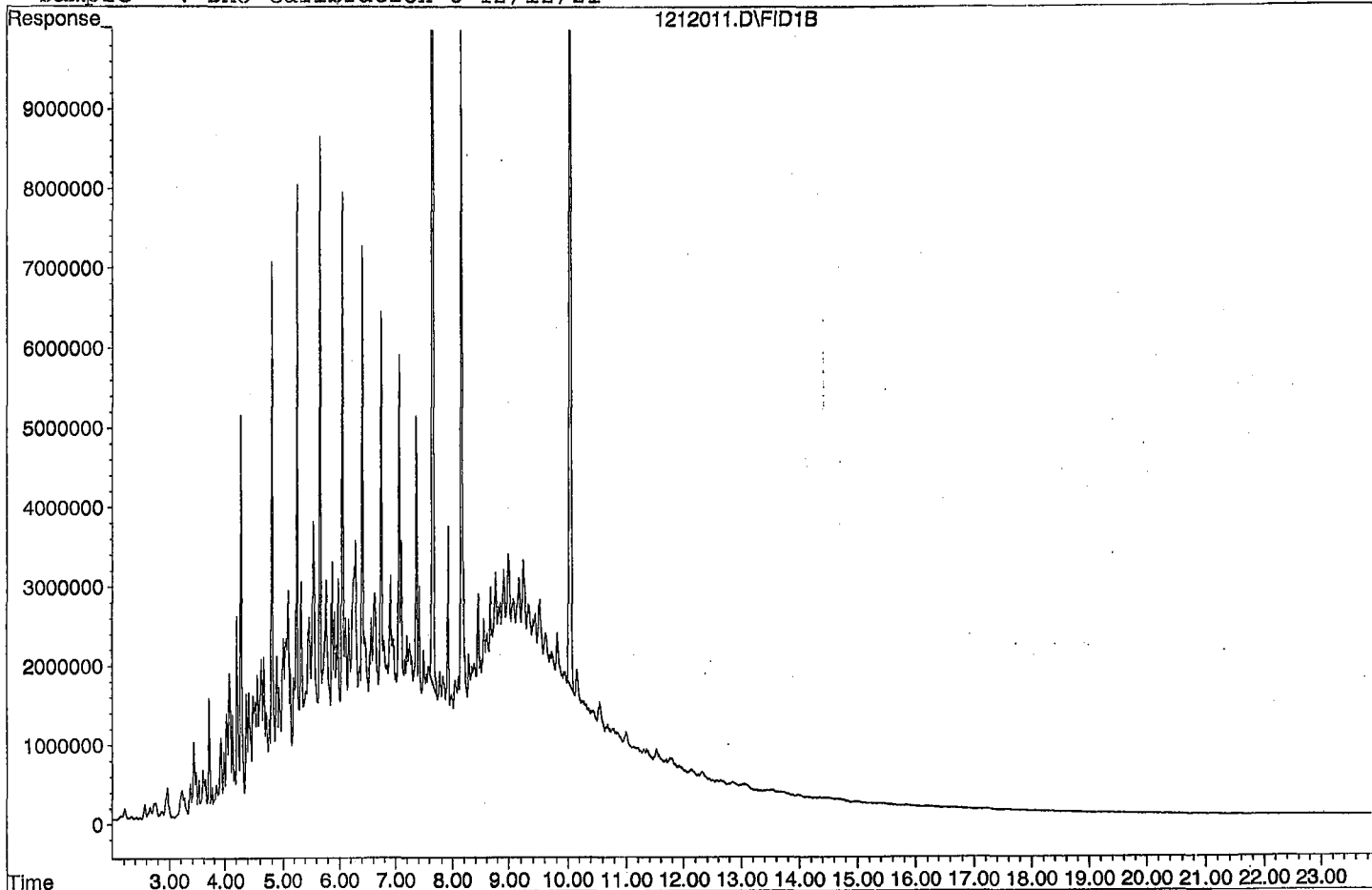
Compound	R.T.	Response	Conc Units
System Monitoring Compounds			
3) SA Ortho-Terphenyl(S)	7.66	357101161	23319.396 ppb
Surrogate Spike 30.000		Recovery =	77731.32%
4) SA Octacosane(S)	10.04	251659753	70.344 ppb
Surrogate Spike 30.000		Recovery =	234.48%
Target Compounds			
1) HATM Diesel (C10-C24)	6.60	5888751722	1340.938 ppb
2) HBTM Motor Oil (C24-C40)	15.67	3732727704	1412.928 ppb

Target Compounds

Quantitation Report

Data File: G:\APOLLO\DATA\211212\1212011.D

Sample : DMO Calibration 6 12/12/21



Data File : G:\APOLLO\DATA\211212\1212012.D Vial: 10  
 Acq On : 12-12-21 18:58:36 Operator: KA  
 Sample : DMO Calibration 7 12/12/21 Inst : Apollo  
 Misc : Water Multiplr: 1.00  
 IntFile : events.e  
 Quant Time: Dec 13 5:50 2021 Quant Results File: DOC1212.RES

Method : G:\APOLLO\DATA\211212\DOC1212.M (Chemstation Integrator)  
 Title : 8015 B&C  
 Last Update : Mon Dec 13 05:52:11 2021  
 Response via : Multiple Level Calibration

Volume Inj. : 2UL  
 Signal Phase : DB-5  
 Signal Info : FID02A

Compound	R.T.	Response	Conc Units
System Monitoring Compounds			
3) SA Ortho-Terphenyl(S)	7.67	506986332	33108.270 ppb
Surrogate Spike 30.000		Recovery =	110360.90%
4) SA Octacosane(S)	10.05	372795641	104.084 ppb
Surrogate Spike 30.000		Recovery =	346.95%
Target Compounds			
1) HATM Diesel (C10-C24)	6.60	8617221755	1958.853 ppb
2) HBTM Motor Oil (C24-C40)	15.67	5524762507	2086.135 ppb

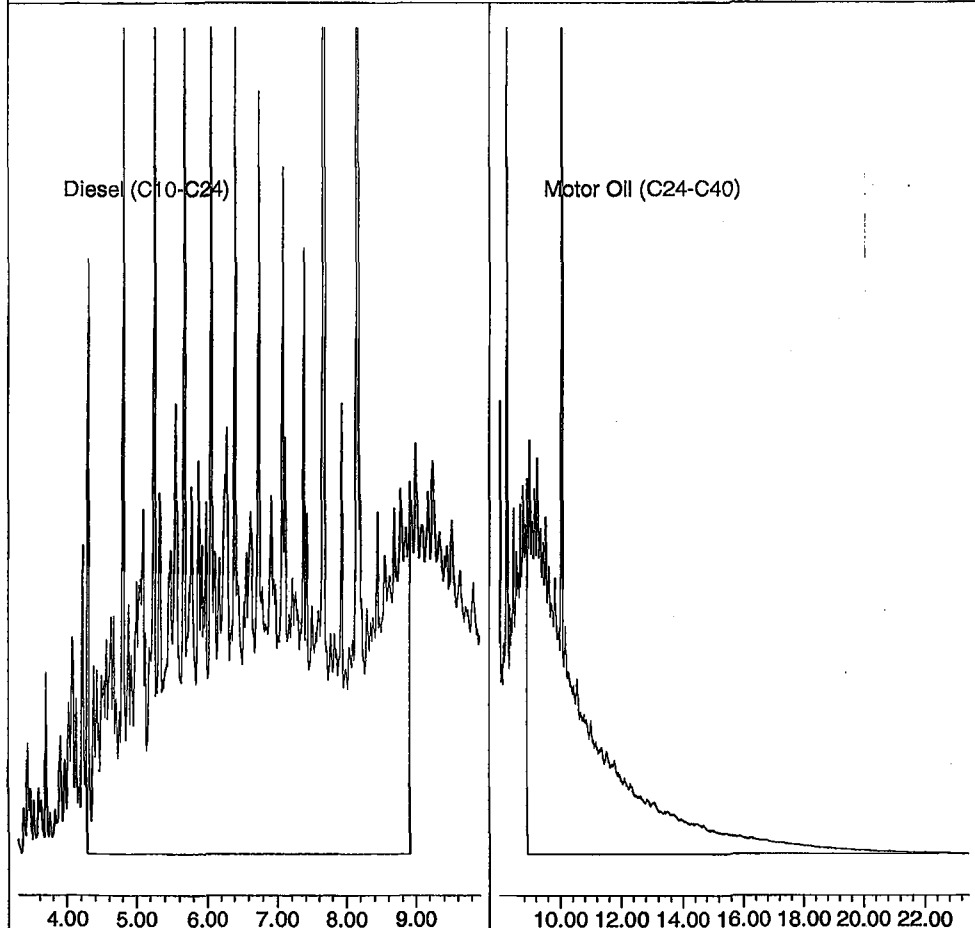
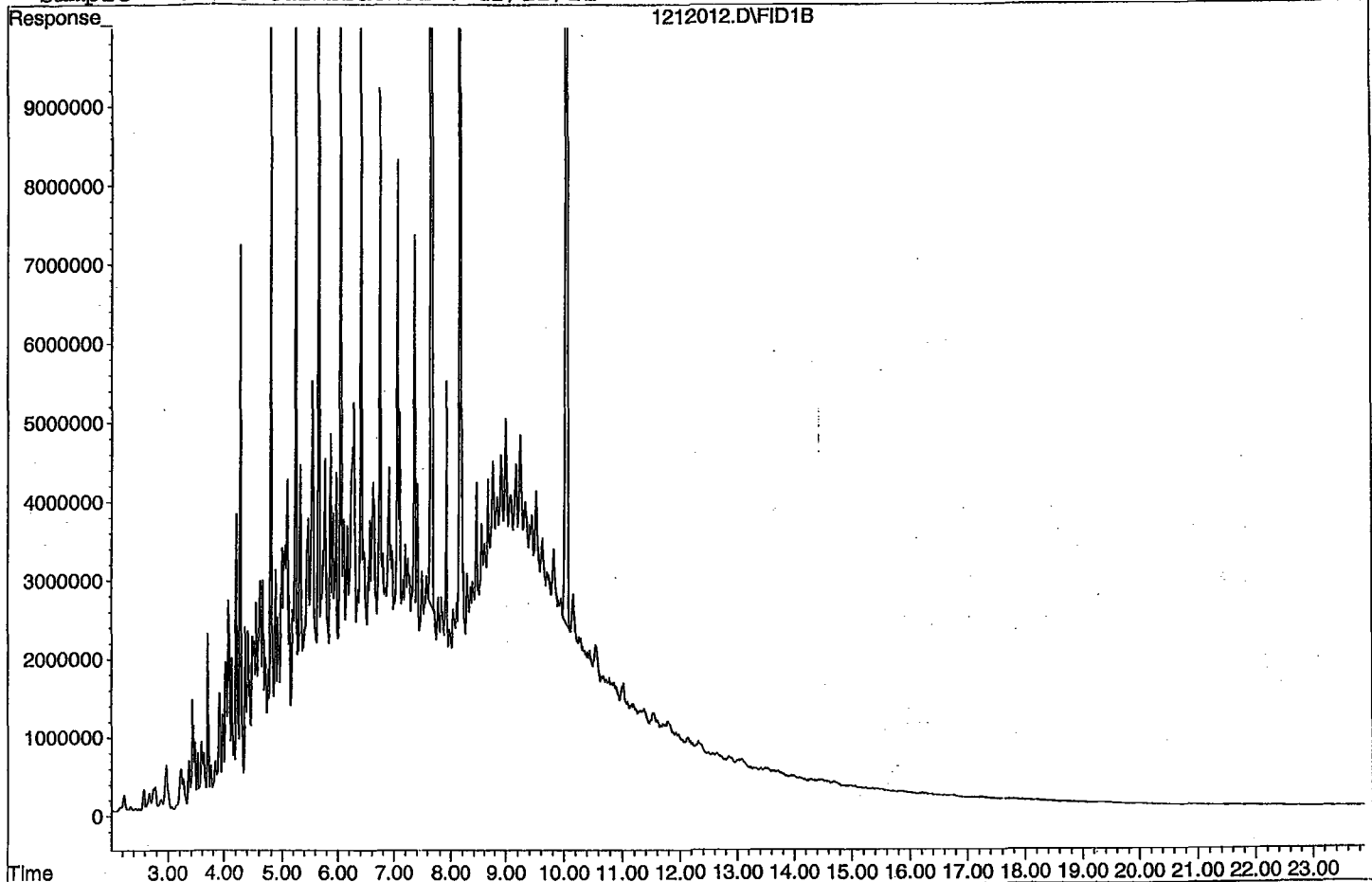
Target Compounds



Quantitation Report

Data File: G:\APOLLO\DATA\211212\1212012.D

Sample : DMO Calibration 7 12/12/21



TPH Extractables  
DOC1212

Form 7

Second Source Calibration

Lab Name: APPL, Inc.

SDG No: \_\_\_\_\_

Case No: \_\_\_\_\_

Date Analyzed: 12/12/2021

Matrix: Water

Instrument: Apollo

Initial Cal. Date: 12/12/2021

Data File: 1212013.D

	Compound	MEAN	CCRF	%D	%Drift	
1	HATM Diesel (C10-C24)	2932900	1827280	38	HATML	9.3
2	HBTM Motor Oil (C24-C40)	2024600	1287750	36	HBTML	1.0
3						
4						
5						
6						
7						
8						
9						
10						
11						
12						
13						
14						
15						
16						
17						
18						
19						
20						
21						
22						
23						
24						
25						
26						
27						
28						
29						
30						
31						
32						
33						
34						
35						
36						
37						
38						
39						
40	Average			37.0		

Data File : G:\APOLLO\DATA\211212\1212013.D Vial: 11  
 Acq On : 12-12-21 19:26:51 Operator: KA  
 Sample : DMO Second Source 10/28/21 Inst : Apollo  
 Misc : Water Multiplr: 1.00  
 IntFile : events.e  
 Quant Time: Dec 13 5:53 2021 Quant Results File: DOC1212.RES

Method : G:\APOLLO\DATA\211212\DOC1212.M (Chemstation Integrator)  
 Title : 8015 B&C  
 Last Update : Mon Dec 13 05:52:11 2021  
 Response via : Multiple Level Calibration

Volume Inj. : 2UL  
 Signal Phase : DB-5  
 Signal Info : FID02A



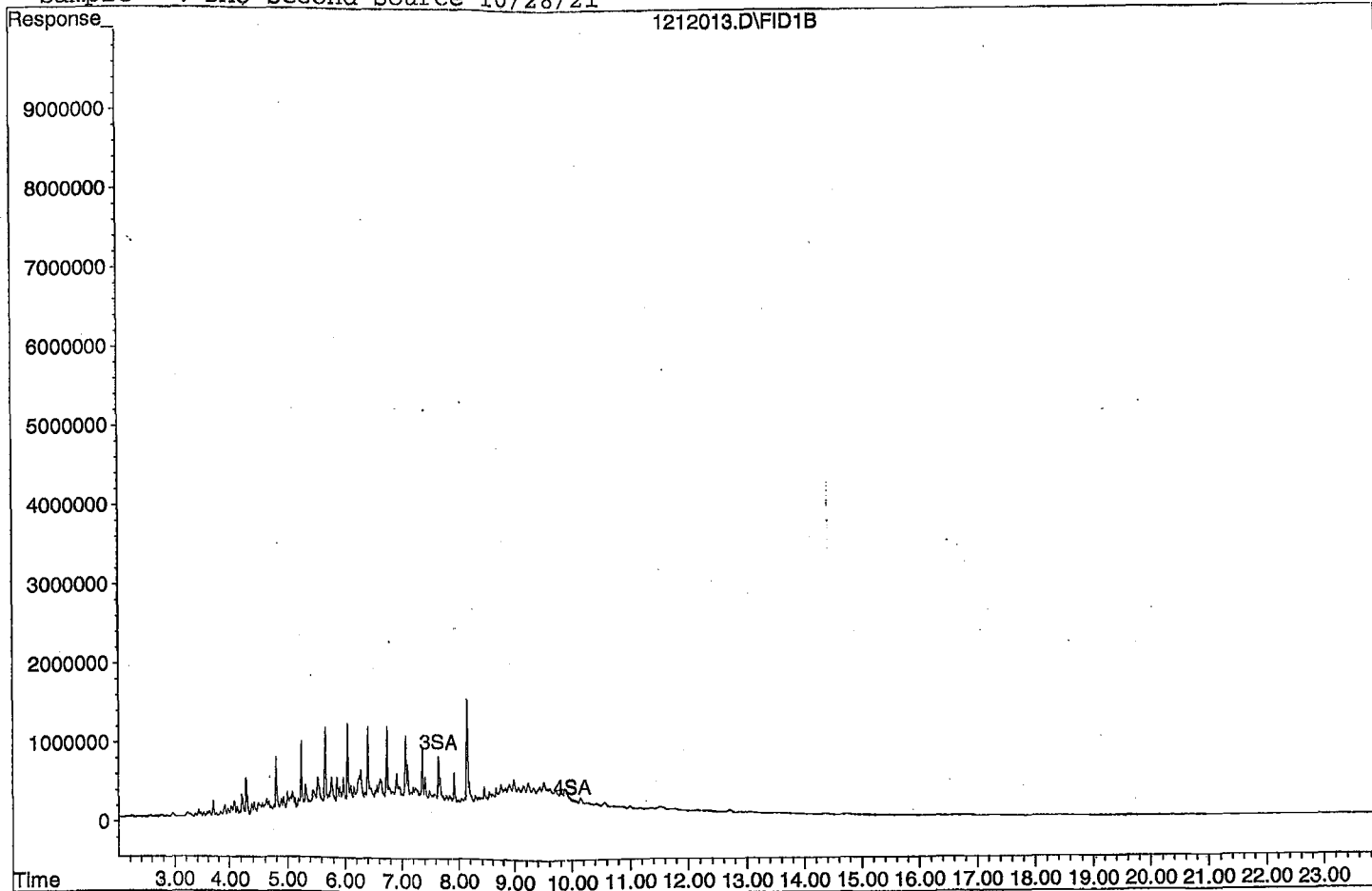
Compound	R.T.	Response	Conc Units
System Monitoring Compounds			
3) SA Ortho-Terphenyl(S)	7.65	4209010	0.840 ppb
Surrogate Spike 30.000		Recovery =	2.80%
4) SA Octacosane(S)	10.02	207793	0.057 ppb
Surrogate Spike 30.000		Recovery =	0.19%
Target Compounds			
1) HATM Diesel (C10-C24)	6.60	913639690	226.836 ppb
2) HBTM Motor Oil (C24-C40)	15.67	643874690	252.551 ppb

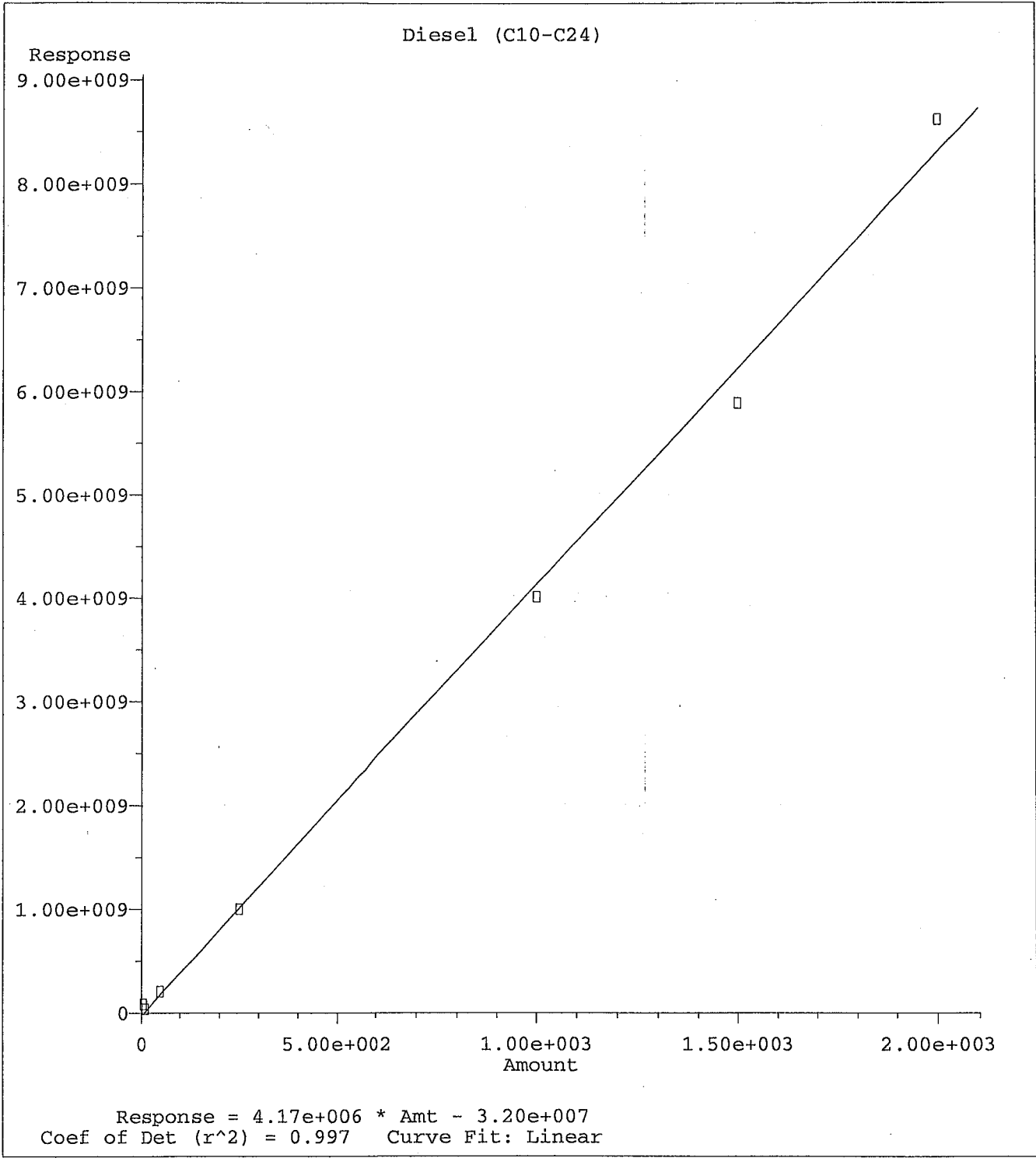
Target Compounds

Quantitation Report

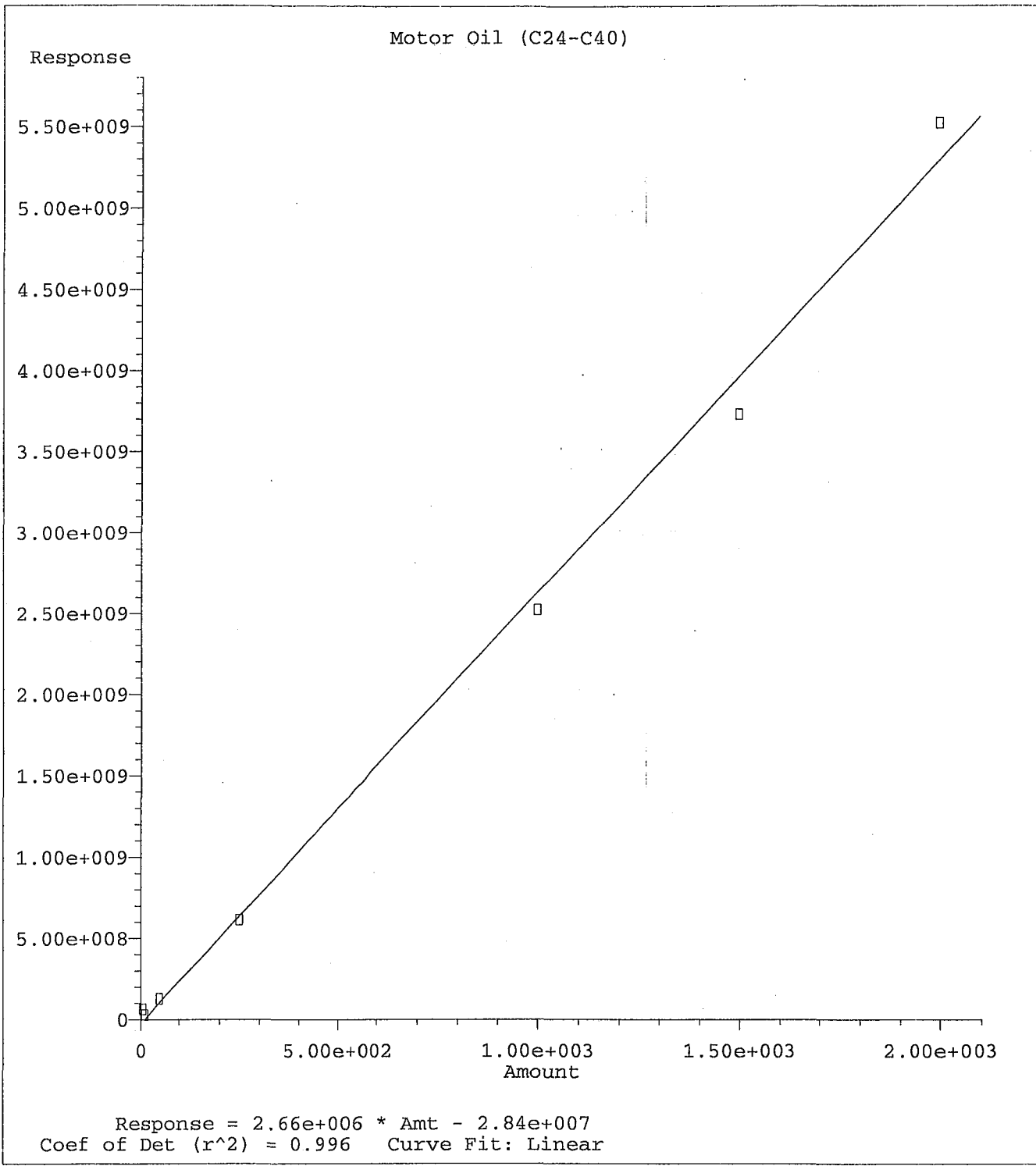
Data File: G:\APOLLO\DATA\211212\1212013.D

Sample : DMO Second Source 10/28/21





Method Name: G:\APOLLO\DATA\211212\DOC1212.M  
 Calibration Table Last Updated: Mon Dec 13 05:52:11 2021



Method Name: G:\APOLLO\DATA\211212\DOC1212.M  
 Calibration Table Last Updated: Mon Dec 13 05:52:11 2021

TPH Extractables  
DEC0911

Form 6  
Initial Calibration

Lab Name: APPL, Inc.

SDG No: \_\_\_\_\_

Case No: \_\_\_\_\_

Initial Cal. Date: 9/11/2021

Matrix: Water

Instrument: Apollo

Initials: KA

911002.D    911003.D    911004.D    911005.D    911006.D    911007.D

		Compound	1	2	3	4	5	6					Avg	%RSD	Type	r <sup>2</sup>	Q
1	SC	Decanoic Acid(S)	883995	1084261	1313446	1384667	1522107	1509937					1283069	20	SC		*
2																	
3																	
4																	
5																	
6																	
7																	
8																	
9																	
10																	
11																	
12																	
13																	
14																	
15																	
16																	
17																	
18																	
19																	
20																	
21																	
22																	
23																	
24																	
25																	
26																	
27																	
28																	
29																	
30																	
31																	
32																	
33																	
34																	
35																	

0.562142

Data File : G:\APOLLO\DATA\210911\911002.D Vial: 2  
 Acq On : 9-11-21 10:22:53 Operator: KA  
 Sample : Decanoic Acid STD 1 Inst : Apollo  
 Misc : water Multiplr: 1.00  
 IntFile : events.e  
 Quant Time: Sep 13 9:30 2021 Quant Results File: DEC0911.RES

Method : G:\APOLLO\DATA\210808\DEC0911.M (Chemstation Integrator)  
 Title : 8015 B&C  
 Last Update : Mon Sep 13 09:30:16 2021  
 Response via : Multiple Level Calibration

Volume Inj. : 2UL  
 Signal Phase : DB-5  
 Signal Info : FID02A

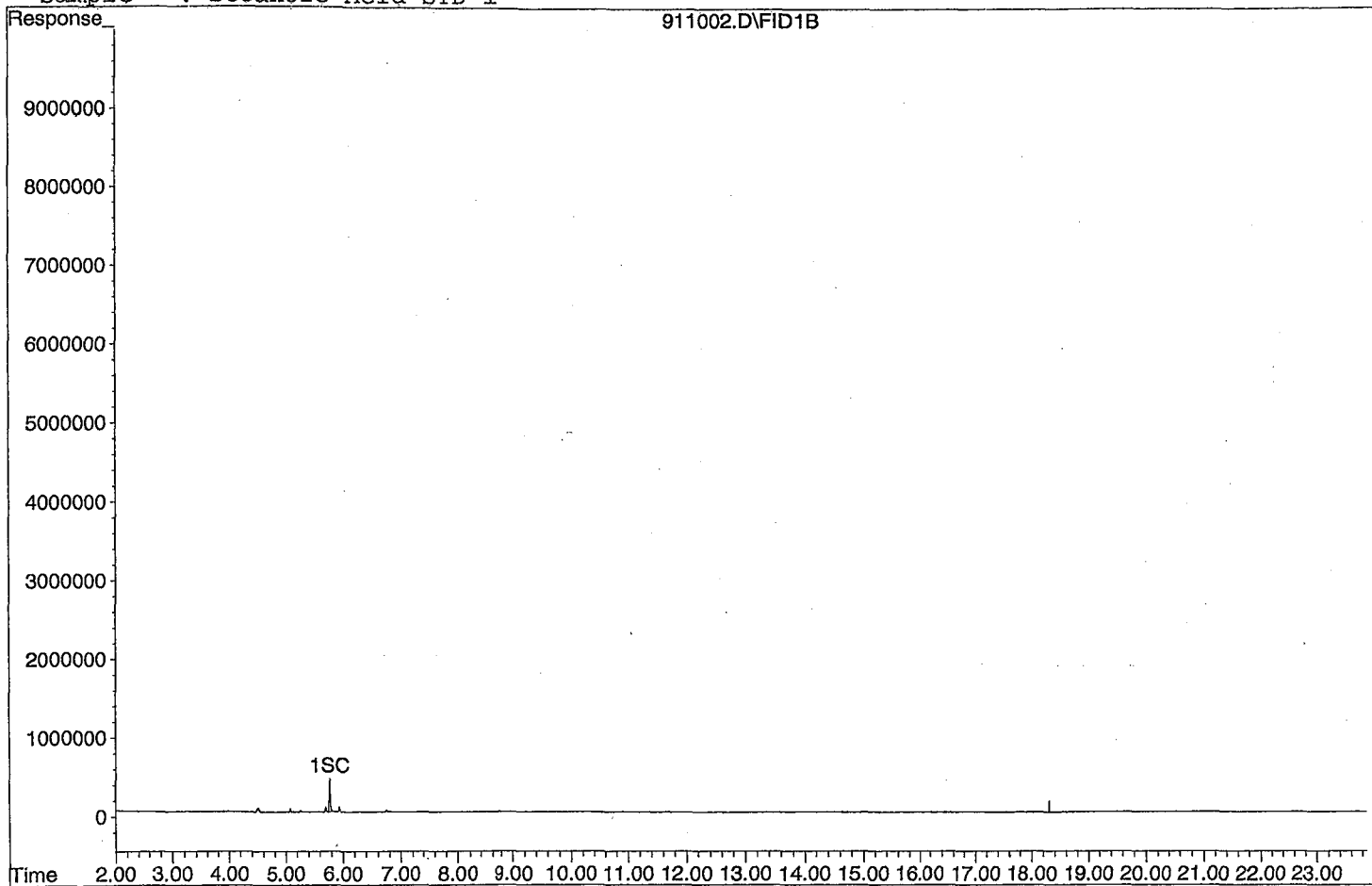
Compound	R.T.	Response	Conc Units
-----			
System Monitoring Compounds			
1) SC Decanoic Acid(S)	5.77	5303968	2.067 ppb
Surrogate Spike 24.000		Recovery =	8.61%
Target Compounds			
Target Compounds			



Quantitation Report

Data File: G:\APOLLO\DATA\210911\911002.D

Sample : Decanoic Acid STD 1



Quantitation Report (Not Reviewed)

Data File : G:\APOLLO\DATA\210911\911003.D Vial: 3  
 Acq On : 9-11-21 10:51:11 Operator: KA  
 Sample : Decanoic Acid STD 2 Inst : Apollo  
 Misc : water Multiplr: 1.00  
 IntFile : events.e  
 Quant Time: Sep 23 17:12 2021 Quant Results File: DEC0911.RES

Method : G:\APOLLO\DATA\210808\DEC0911.M (Chemstation Integrator)  
 Title : 8015 B&C  
 Last Update : Mon Sep 13 09:30:16 2021  
 Response via : Multiple Level Calibration

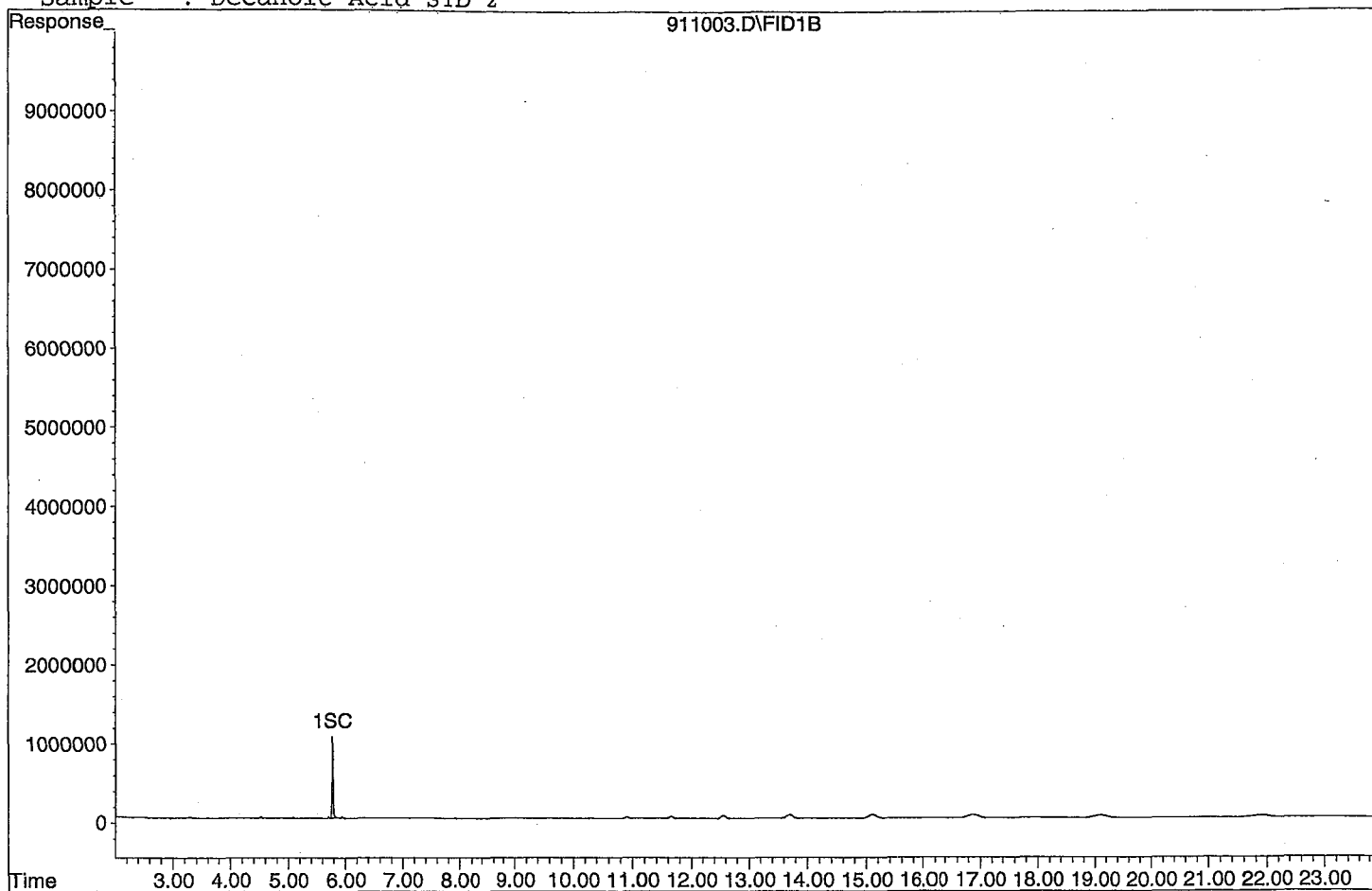
Volume Inj. : 2UL  
 Signal Phase : DB-5  
 Signal Info : FID02A

Compound	R.T.	Response	Conc Units
System Monitoring Compounds			
1) SC Decanoic Acid(S)	5.77	13011132	5.070 ppb
Surrogate Spike 24.000		Recovery =	21.13%
Target Compounds			
Target Compounds			

Quantitation Report

Data File: G:\APOLLO\DATA\210911\911003.D

Sample : Decanoic Acid STD 2



Data File : G:\APOLLO\DATA\210911\911004.D Vial: 4  
 Acq On : 9-11-21 11:19:39 Operator: KA  
 Sample : Decanoic Acid STD 3 Inst : Apollo  
 Misc : water Multiplr: 1.00  
 IntFile : events.e  
 Quant Time: Sep 23 17:12 2021 Quant Results File: DEC0911.RES

Method : G:\APOLLO\DATA\210808\DEC0911.M (Chemstation Integrator)  
 Title : 8015 B&C  
 Last Update : Mon Sep 13 09:30:16 2021  
 Response via : Multiple Level Calibration

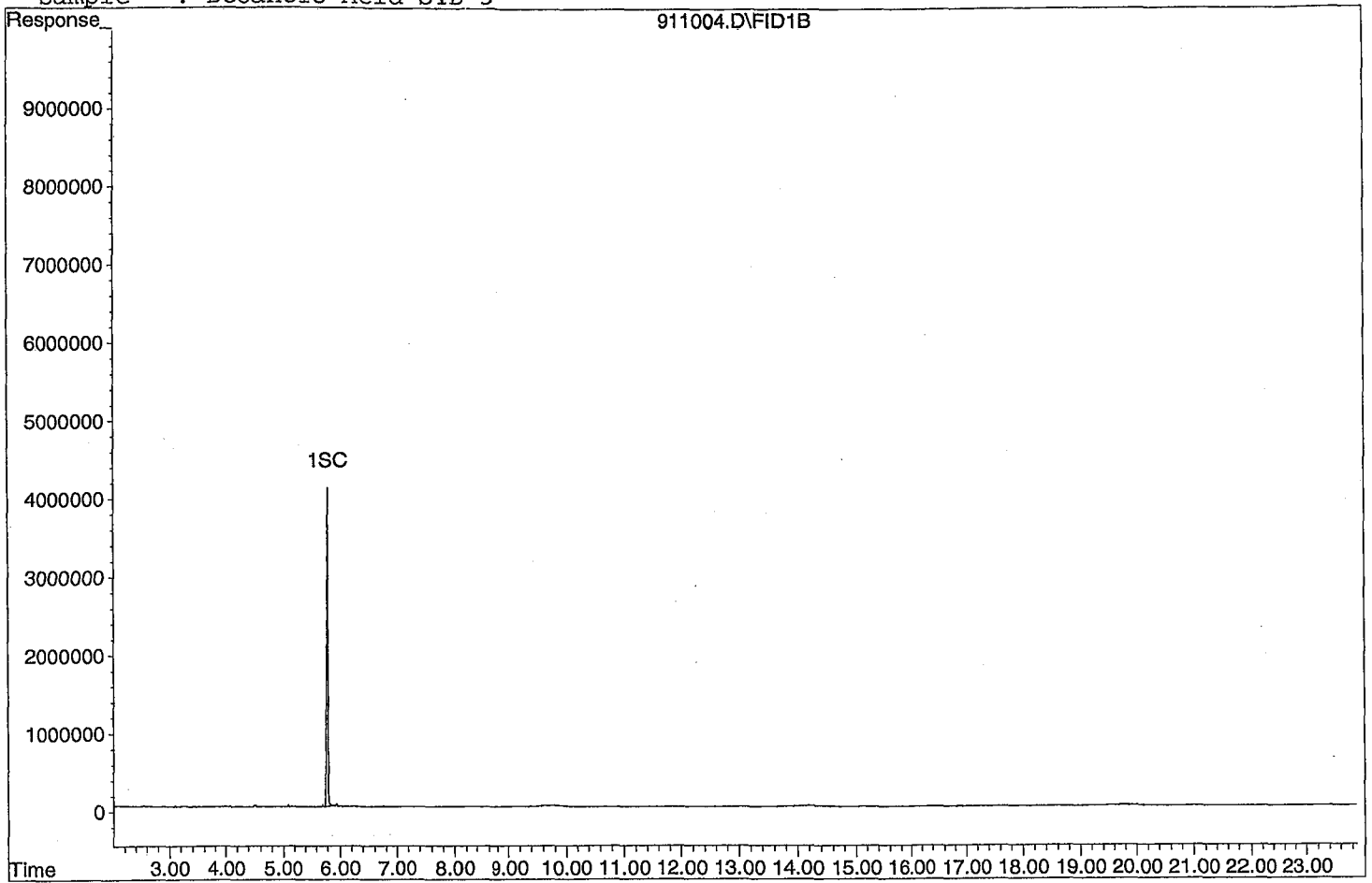
Volume Inj. : 2UL  
 Signal Phase : DB-5  
 Signal Info : FID02A

Compound	R.T.	Response	Conc Units
-----			
System Monitoring Compounds			
1) SC Decanoic Acid(S)	5.79	63045408	24.568 ppb
Surrogate Spike 24.000		Recovery =	102.37%
Target Compounds			
Target Compounds			

Quantitation Report

Data File: G:\APOLLO\DATA\210911\911004.D

Sample : Decanoic Acid STD 3



Data File : G:\APOLLO\DATA\210911\911005.D Vial: 5  
 Acq On : 9-11-21 11:48:04 Operator: KA  
 Sample : Decanoic Acid STD 4 Inst : Apollo  
 Misc : water Multiplr: 1.00  
 IntFile : events.e  
 Quant Time: Sep 23 17:12 2021 Quant Results File: DEC0911.RES

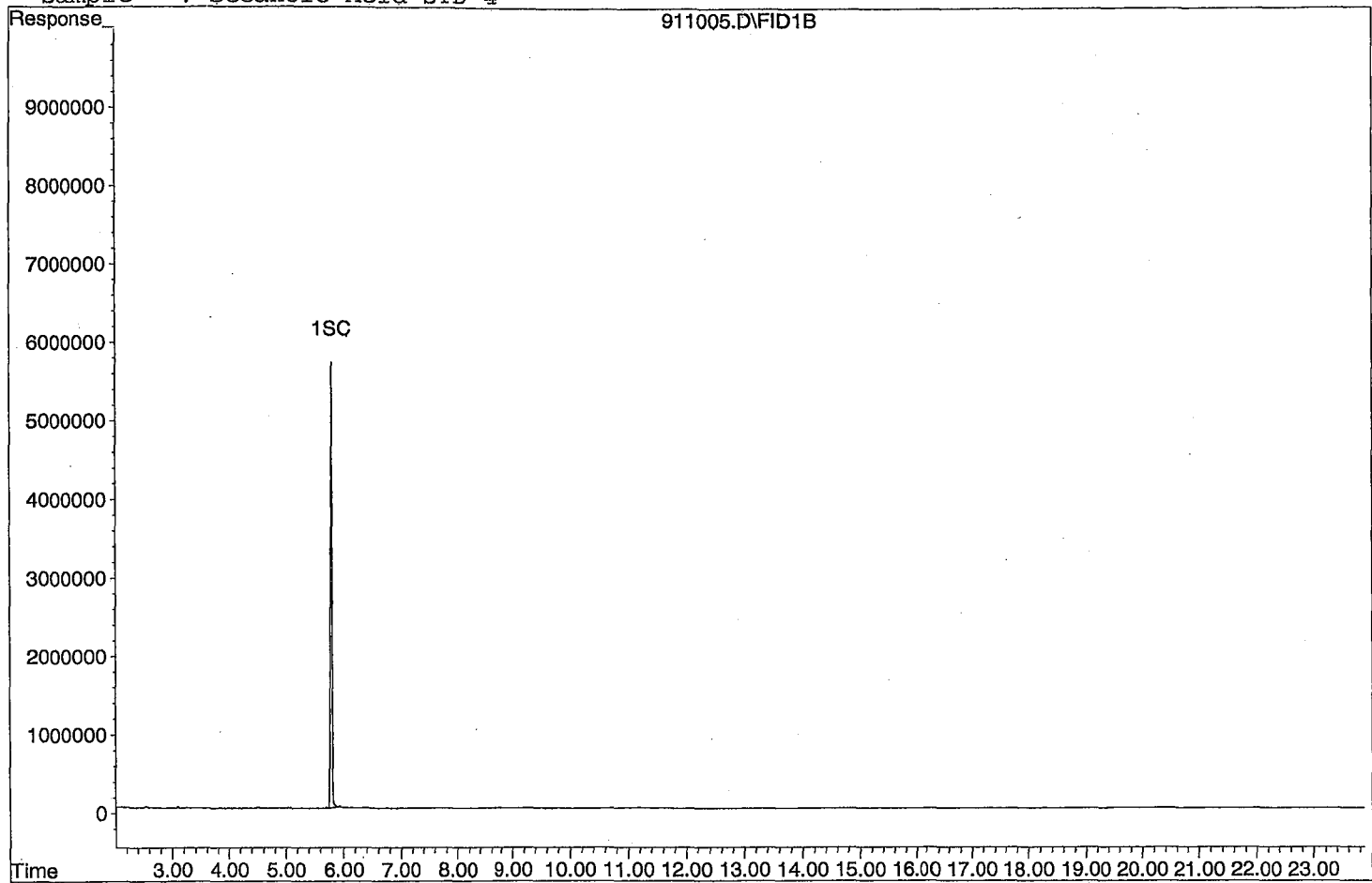
Method : G:\APOLLO\DATA\210808\DEC0911.M (Chemstation Integrator)  
 Title : 8015 B&C  
 Last Update : Mon Sep 13 09:30:16 2021  
 Response via : Multiple Level Calibration

Volume Inj. : 2UL  
 Signal Phase : DB-5  
 Signal Info : FID02A

Compound	R.T.	Response	Conc Units
System Monitoring Compounds			
1) SC Decanoic Acid(S)	5.80	99696015	38.851 ppb
Surrogate Spike 24.000		Recovery =	161.88%
Target Compounds			
Target Compounds			

Data File: G:\APOLLO\DATA\210911\911005.D

Sample : Decanoic Acid STD 4



Data File : G:\APOLLO\DATA\210911\911006.D Vial: 6  
 Acq On : 9-11-21 12:16:37 Operator: KA  
 Sample : Decanoic Acid STD 5 Inst : Apollo  
 Misc : water Multiplr: 1.00  
 IntFile : events.e  
 Quant Time: Sep 23 17:12 2021 Quant Results File: DEC0911.RES

Method : G:\APOLLO\DATA\210808\DEC0911.M (Chemstation Integrator)  
 Title : 8015 B&C  
 Last Update : Mon Sep 13 09:30:16 2021  
 Response via : Multiple Level Calibration

Volume Inj. : 2UL  
 Signal Phase : DB-5  
 Signal Info : FID02A

Compound	R.T.	Response	Conc Units
System Monitoring Compounds			
1) SC Decanoic Acid(S)	5.81	146122260	56.942 ppb
Surrogate Spike 24.000		Recovery =	237.26%

Target Compounds

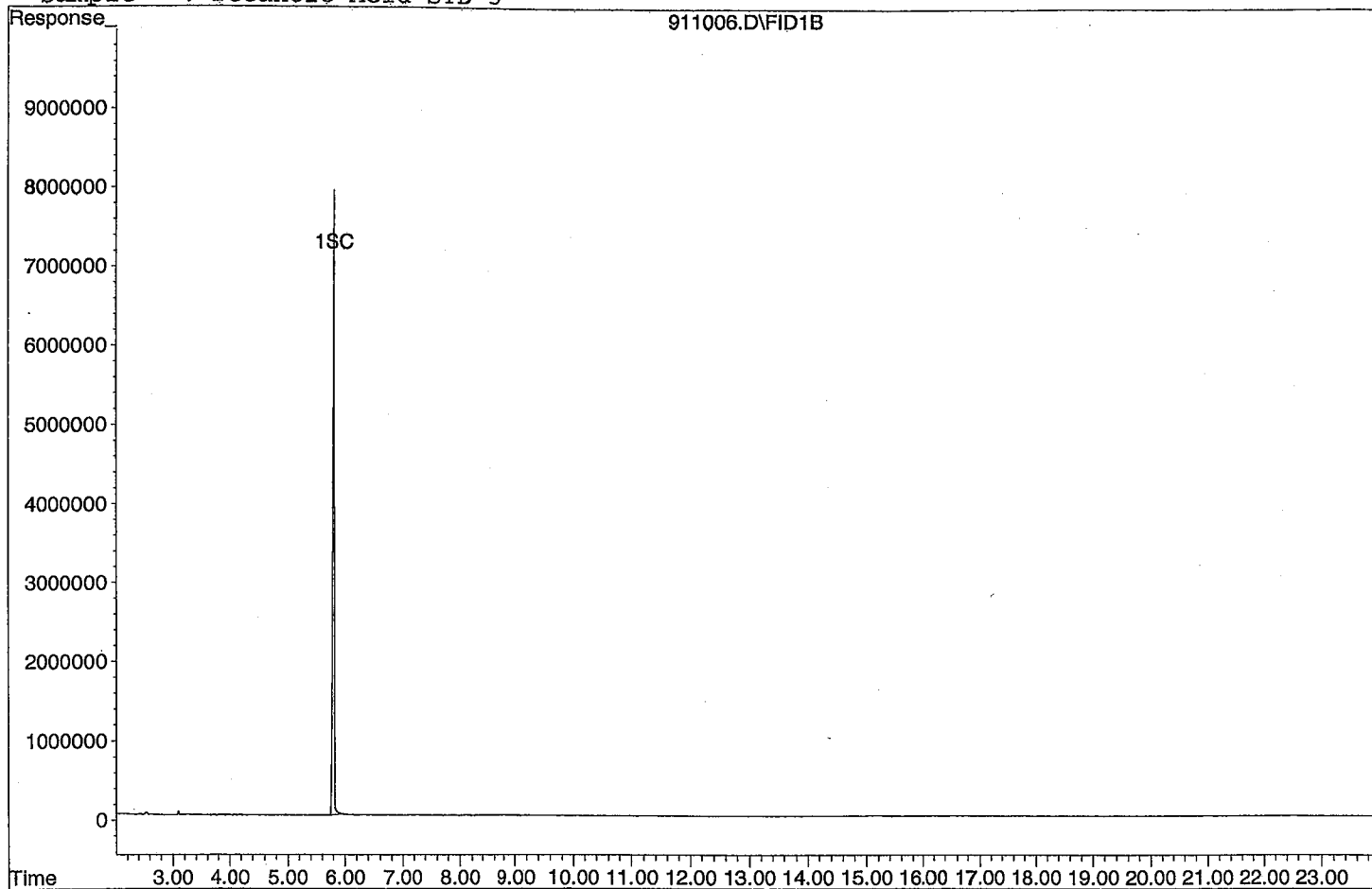
Target Compounds



Quantitation Report

Data File: G:\APOLLO\DATA\210911\911006.D

Sample : Decanoic Acid STD 5



Data File : G:\APOLLO\DATA\210911\911007.D Vial: 7  
 Acq On : 9-11-21 12:45:02 Operator: KA  
 Sample : Decanoic Acid STD 6 Inst : Apollo  
 Misc : water Multiplr: 1.00  
 IntFile : events.e  
 Quant Time: Sep 23 17:12 2021 Quant Results File: DEC0911.RES

Method : G:\APOLLO\DATA\210808\DEC0911.M (Chemstation Integrator)  
 Title : 8015 B&C  
 Last Update : Mon Sep 13 09:30:16 2021  
 Response via : Multiple Level Calibration

Volume Inj. : 2UL  
 Signal Phase : DB-5  
 Signal Info : FID02A

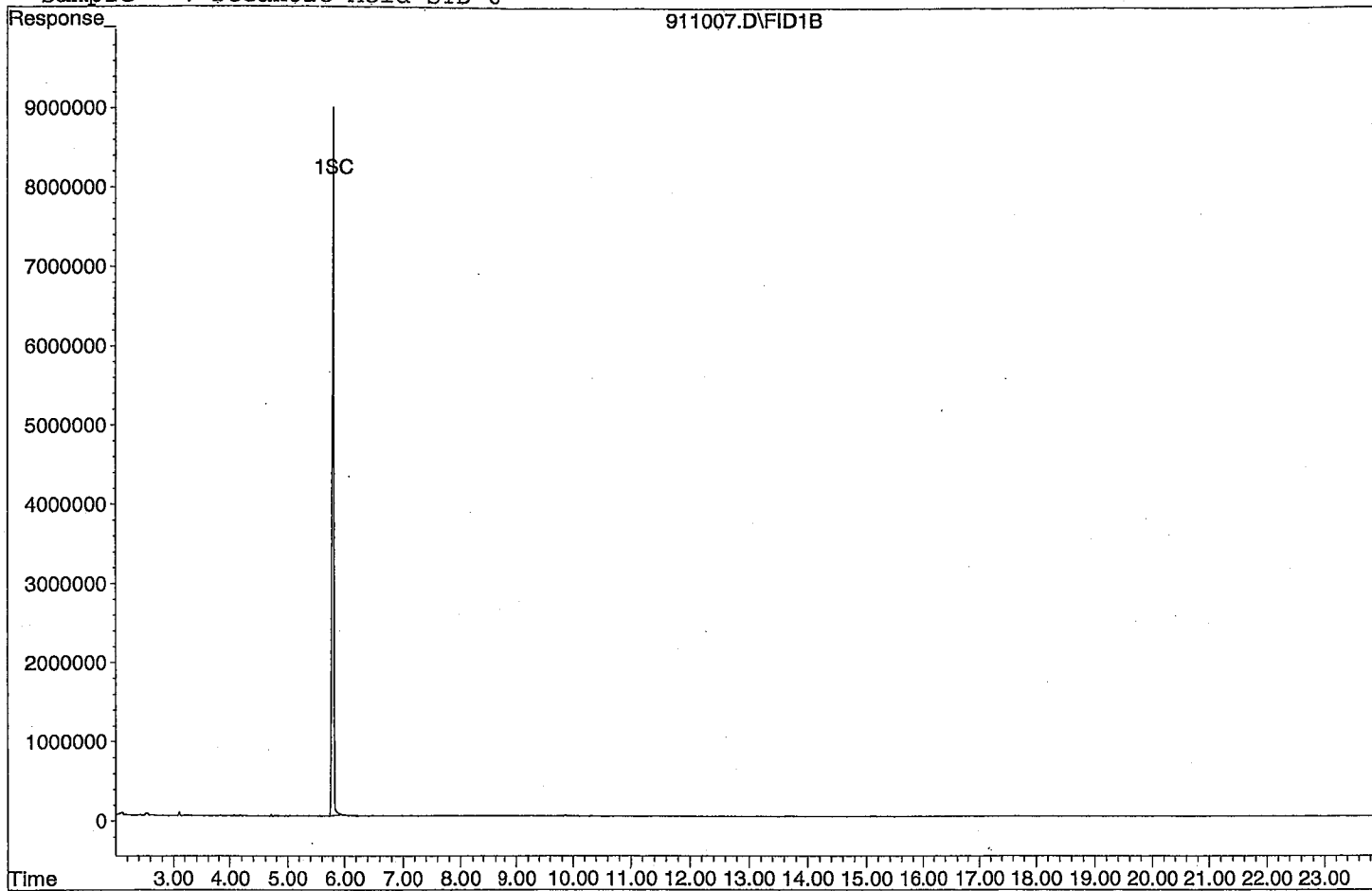
Compound	R.T.	Response	Conc Units
System Monitoring Compounds			
1) SC Decanoic Acid(S)	5.81	181192435	70.609 ppb
Surrogate Spike 24.000		Recovery =	294.20%

Target Compounds

Target Compounds

Quantitation Report

Data File: G:\APOLLO\DATA\210911\911007.D  
Sample : Decanoic Acid STD 6



TPH Extractables  
DOC1028

Form 7

Continuing Calibration

Lab Name: APPL, Inc.

SDG No: \_\_\_\_\_

Case No: \_\_\_\_\_

Date Analyzed: 12/3/2021

Matrix: Water

Instrument: Apollo

Initial Cal. Date: 8/30/2021

Data File: 1202062.D

	Compound	MEAN	CCRF	%D	%Drift
1	HATM Diesel (C10-C24)	2516670	2667870	6.0	HATM
2	HBTM Motor Oil (C24-C40)	2492040	1932210	22	HBTML 13
3	SA Ortho-Terphenyl(S)	3127510	2671270	15	SA
4	SA Octacosane(S)	2261430	2408810	6.5	SA
5					
6					
7					
8					
9					
10					
11					
12					
13					
14					
15					
16					
17					
18					
19					
20					
21					
22					
23					
24					
25					
26					
27					
28					
29					
30					
31					
32					
33					
34					
35					
36					
37					
38					
39					
40	Average			12.4	

Data File : G:\APOLLO\DATA\211202\1202062.D Vial: 62  
 Acq On : 12-3-21 18:55:09 Operator: KA  
 Sample : DMO STD DF2 10/06/21 Inst : Apollo  
 Misc : water Multiplr: 1.00  
 IntFile : events.e  
 Quant Time: Dec 6 7:47 2021 Quant Results File: DOC1028.RES

Method : G:\APOLLO\DATA\211202\DOC1028.M (Chemstation Integrator)  
 Title : 8015 B&C  
 Last Update : Fri Dec 03 08:22:29 2021  
 Response via : Multiple Level Calibration

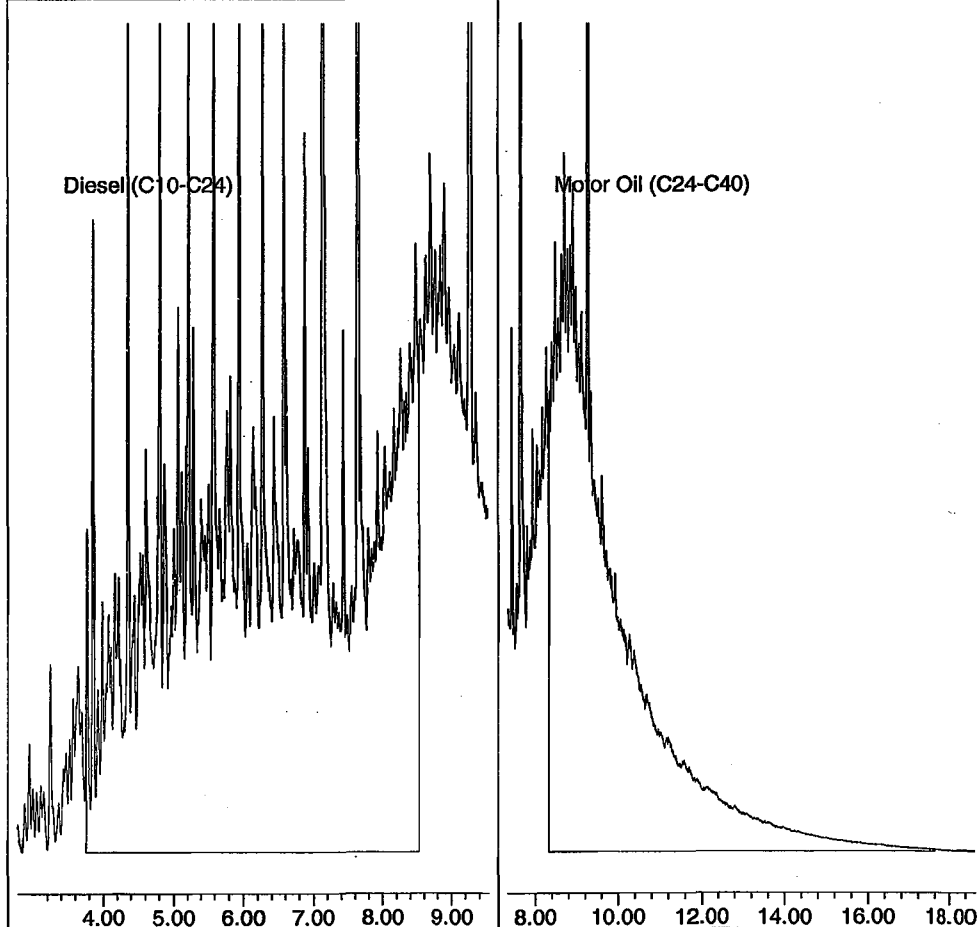
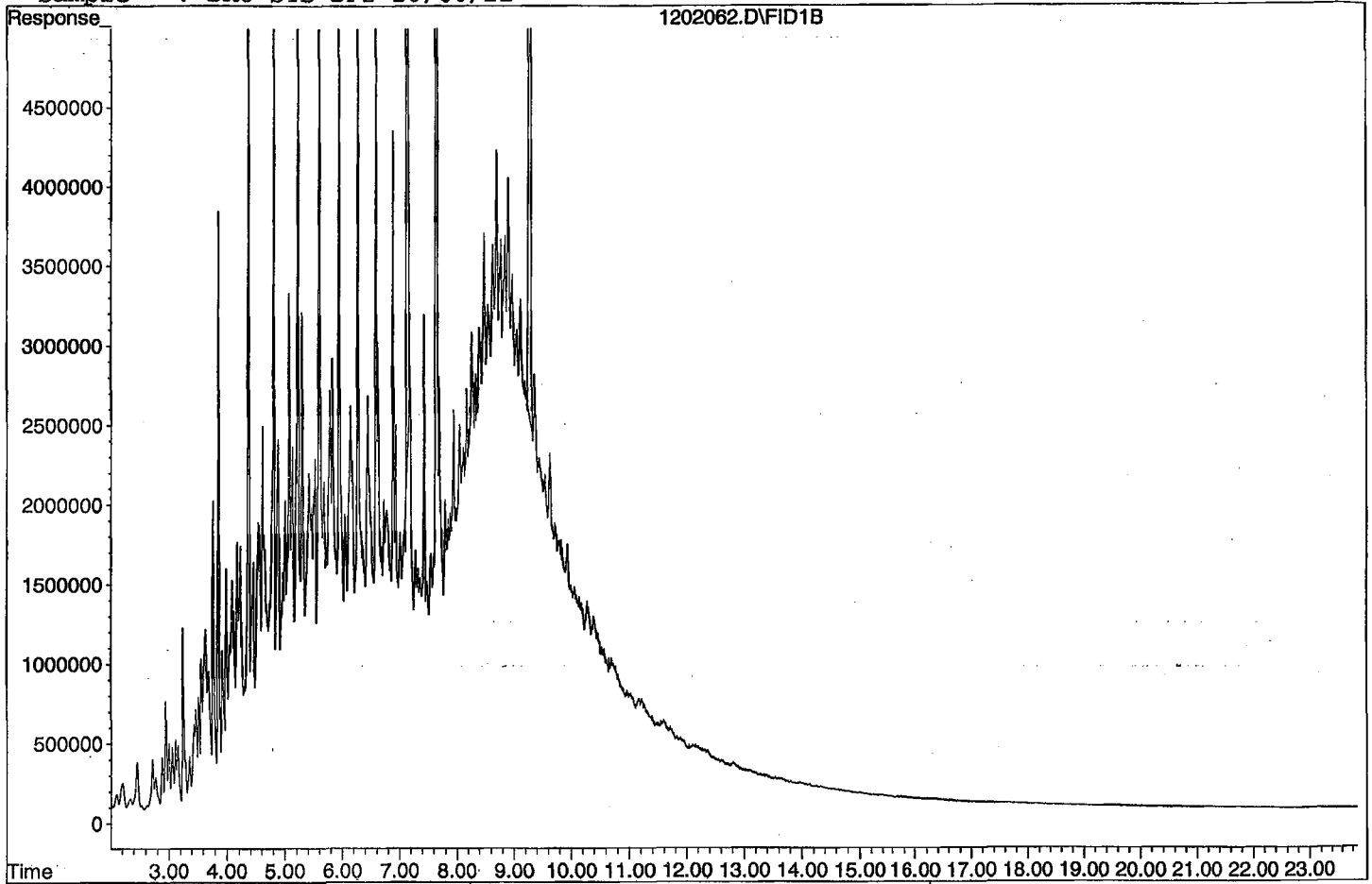
Volume Inj. : 2UL  
 Signal Phase : DB-5  
 Signal Info : FID02A

Compound	R.T.	Response	Conc Units
<b>System Monitoring Compounds</b>			
3) SA Ortho-Terphenyl(S)	7.14	267126791	42.706 ppb
Surrogate Spike 30.000		Recovery =	142.35%
4) SA Octacosane(S)	9.27	240881383	53.259 ppb
Surrogate Spike 30.000		Recovery =	177.53%
<b>Target Compounds</b>			
1) HATM Diesel (C10-C24)	6.15	5335742378	1060.080 ppb
2) HBTM Motor Oil (C24-C40)	12.97	3864411721	1129.247 ppb

Target Compounds

Quantitation Report

Data File: G:\APOLLO\DATA\211202\1202062.D  
Sample : DMO STD DF2 10/06/21



TPH Extractables  
DEC0911

Form 7

Continuing Calibration

Lab Name: APPL, Inc.  
Case No: \_\_\_\_\_  
Matrix: Water

SDG No: \_\_\_\_\_  
Date Analyzed: 12/3/2021  
Instrument: Apollo  
Initial Cal. Date: 9/11/2021  
Data File: 1202063.D

	Compound	MEAN	CCRF	%D	%Drift
1	SC Decanoic Acid(S)	1283070	1565960	22	SC *
2					
3					
4					
5					
6					
7					
8					
9					
10					
11					
12					
13					
14					
15					
16					
17					
18					
19					
20					
21					
22					
23					
24					
25					
26					
27					
28					
29					
30					
31					
32					
33					
34					
35					
36					
37					
38					
39					
40					
Average				22.0	

Quantitation Report (Not Reviewed)

Data File : G:\APOLLO\DATA\211202\1202063.D Vial: 63  
 Acq On : 12-3-21 19:23:21 Operator: KA  
 Sample : Decanoic Acid CCV 11/05/21 Inst : Apollo  
 Misc : water Multiplr: 1.00  
 IntFile : events.e  
 Quant Time: Dec 6 7:48 2021 Quant Results File: DEC0911.RES

Method : G:\APOLLO\DATA\211202\DEC0911.M (Chemstation Integrator)  
 Title : 8015 B&C  
 Last Update : Wed Nov 24 15:29:56 2021  
 Response via : Multiple Level Calibration

Volume Inj. : 2UL  
 Signal Phase : DB-5  
 Signal Info : FID02A


Compound	R.T.	Response	Conc Units
System Monitoring Compounds			
1) SC Decanoic Acid(S)	5.40	112749045	43.937 ppb
Surrogate Spike 24.000		Recovery =	183.07%

Target Compounds

Target Compounds



File : G:\APOLLO\DATA\211202\1202063.D  
Operator : KA  
Acquired : 12-3-21 19:23:21 using AcqMethod TPHSN.M  
Instrument : Apollo  
Sample Name: Decanoic Acid CCV 11/05/21  
Misc Info : water  
Vial Number: 63



TPH Extractables  
DOC1028

Form 7

Continuing Calibration

Lab Name: APPL, Inc.  
Case No: \_\_\_\_\_  
Matrix: Water

SDG No: \_\_\_\_\_  
Date Analyzed: 12/4/2021  
Instrument: Apollo  
Initial Cal. Date: 10/28/2021  
Data File: 1202082.D

	Compound	MEAN	CCRF	%D	%Drift
1	HATM Diesel (C10-C24)	2516670	2650660	5.3	HATM
2	HBTM Motor Oil (C24-C40)	2492040	1889600	24	HBTML 10
3	SA Ortho-Terphenyl(S)	3127510	2369560	24	SA *
4	SA Octacosane(S)	2261430	2423210	7.2	SA
5					
6					
7					
8					
9					
10					
11					
12					
13					
14					
15					
16					
17					
18					
19					
20					
21					
22					
23					
24					
25					
26					
27					
28					
29					
30					
31					
32					
33					
34					
35					
36					
37					
38					
39					
40	Average			15.1	

Data File : G:\APOLLO\DATA\211202\1202082.D Vial: 82  
 Acq On : 12-4-21 4:18:20 Operator: KA  
 Sample : DMO STD DF2 10/06/21 Inst : Apollo  
 Misc : water Multiplr: 1.00  
 IntFile : events.e  
 Quant Time: Dec 6 7:57 2021 Quant Results File: DOC1028.RES

Method : G:\APOLLO\DATA\211202\DOC1028.M (Chemstation Integrator)  
 Title : 8015 B&C  
 Last Update : Fri Dec 03 08:22:29 2021  
 Response via : Multiple Level Calibration

Volume Inj. : 2UL  
 Signal Phase : DB-5  
 Signal Info : FID02A

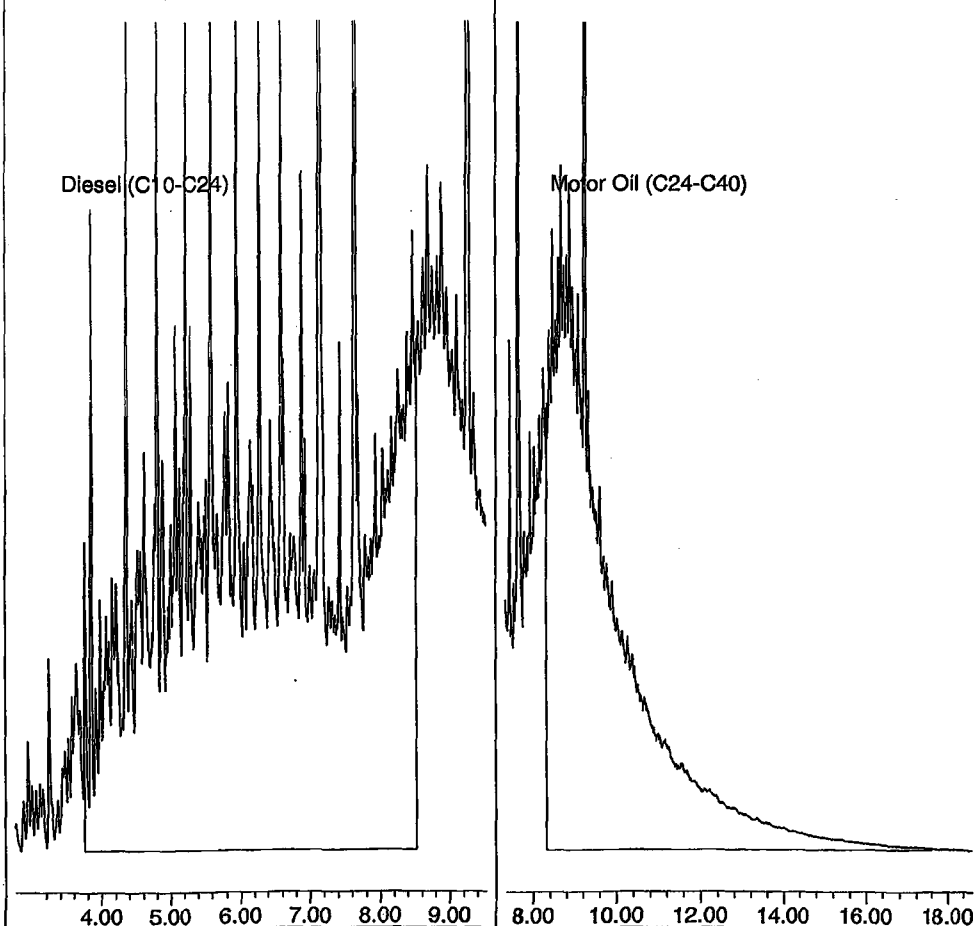
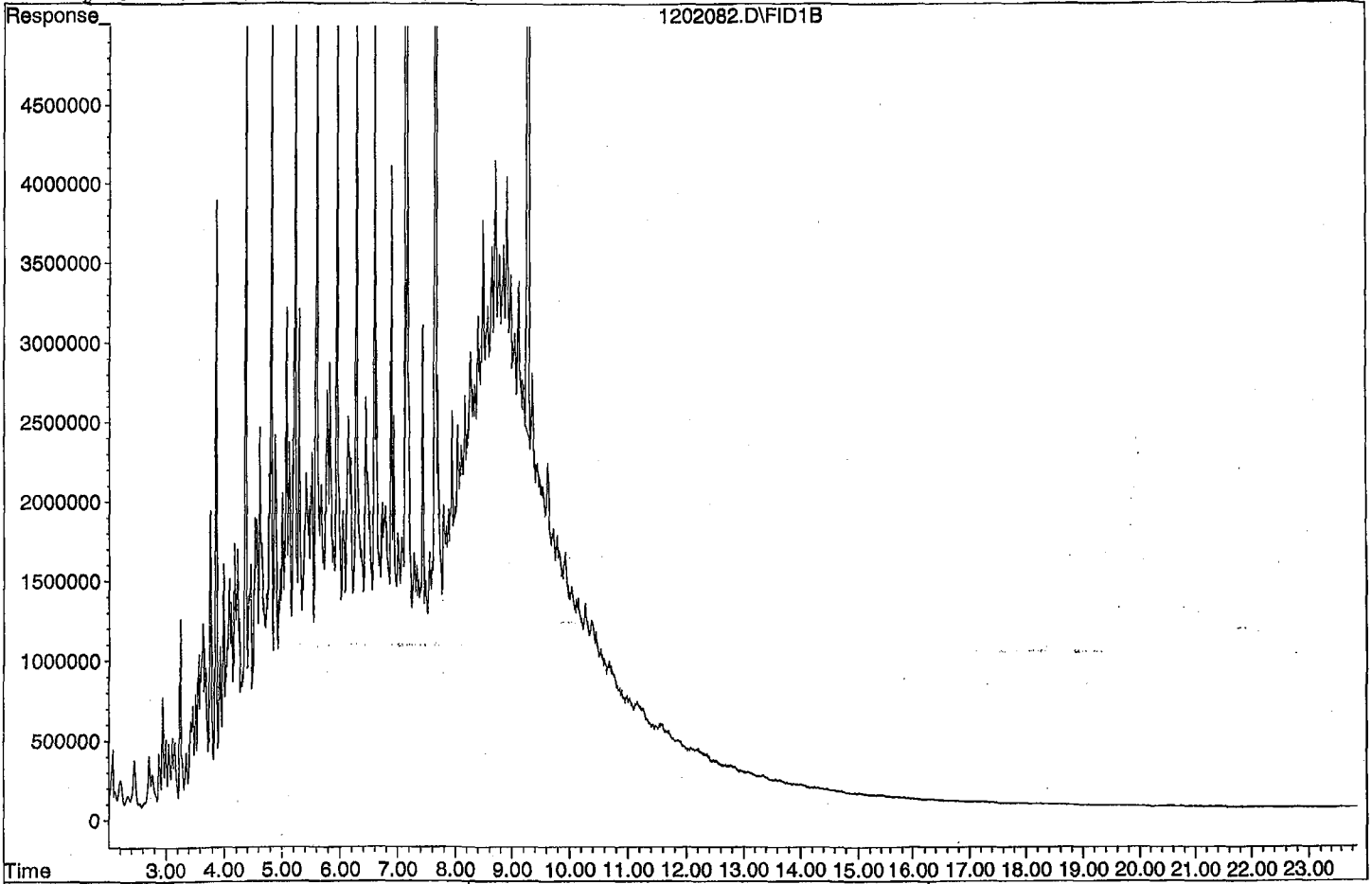
Compound	R.T.	Response	Conc Units
System Monitoring Compounds			
3) SA Ortho-Terphenyl(S)	7.14	236955522	37.883 ppb
Surrogate Spike 30.000		Recovery =	126.28%
4) SA Octacosane(S)	9.27	242321243	53.577 ppb
Surrogate Spike 30.000		Recovery =	178.59%
Target Compounds			
1) HATM Diesel (C10-C24)	6.15	5301313117	1053.240 ppb
2) HBTM Motor Oil (C24-C40)	12.97	3779207381	1104.127 ppb

Target Compounds

Quantitation Report

Data File: G:\APOLLO\DATA\211202\1202082.D

Sample : DMO STD DF2 10/06/21



TPH Extractables  
DEC0911

Form 7

Continuing Calibration

Lab Name: APPL, Inc.  
Case No: \_\_\_\_\_  
Matrix: Water

SDG No: \_\_\_\_\_  
Date Analyzed: 12/4/2021  
Instrument: Apollo  
Initial Cal. Date: 9/11/2021  
Data File: 1202083.D

		Compound	MEAN	CCRF	%D	%Drift
1	SC	Decanoic Acid(S)	1283070	1358940	5.9	SC
2						
3						
4						
5						
6						
7						
8						
9						
10						
11						
12						
13						
14						
15						
16						
17						
18						
19						
20						
21						
22						
23						
24						
25						
26						
27						
28						
29						
30						
31						
32						
33						
34						
35						
36						
37						
38						
39						
40						

Average

5.9

Quantitation Report (Not Reviewed)

Data File : G:\APOLLO\DATA\211202\1202083.D Vial: 83  
 Acq On : 12-4-21 4:46:28 Operator: KA  
 Sample : Decanoic Acid CCV 11/05/21 Inst : Apollo  
 Misc : water Multiplr: 1.00  
 IntFile : events.e  
 Quant Time: Dec 6 7:58 2021 Quant Results File: DEC0911.RES

Method : G:\APOLLO\DATA\211202\DEC0911.M (Chemstation Integrator)  
 Title : 8015 B&C  
 Last Update : Wed Nov 24 15:29:56 2021  
 Response via : Multiple Level Calibration

Volume Inj. : 2UL  
 Signal Phase : DB-5  
 Signal Info : FID02A

Compound	R.T.	Response	Conc Units
----------	------	----------	------------


System Monitoring Compounds

1) SC Decanoic Acid(S)	5.40	97843608	38.129 ppb
Surrogate Spike 24.000		Recovery =	158.87%

Target Compounds

Target Compounds

File : G:\APOLLO\DATA\211202\1202083.D  
Operator : KA  
Acquired : 12-4-21 4:46:28 using AcqMethod TPHSN.M  
Instrument : Apollo  
Sample Name: Decanoic Acid CCV 11/05/21  
Misc Info : water  
Vial Number: 83



TPH Extractables  
DOC1212

Form 7

Continuing Calibration

Lab Name: APPL, Inc.  
Case No: \_\_\_\_\_  
Matrix: Water

SDG No: \_\_\_\_\_  
Date Analyzed: 12/13/2021  
Instrument: Apollo  
Initial Cal. Date: 12/12/2021  
Data File: 1213003.D

	Compound	MEAN	CCRF	%D	%Drift
1	HATM Diesel (C10-C24)	2932900	2108140	28	HATML 1.9
2	HBTM Motor Oil (C24-C40)	2024600	1375470	32	HBTML 4.4
3	SA Ortho-Terphenyl(S)	2506260	2658840	6.1	SA
4	SA Octacosane(S)	1810340	1882990	4.0	SA
5					
6					
7					
8					
9					
10					
11					
12					
13					
14					
15					
16					
17					
18					
19					
20					
21					
22					
23					
24					
25					
26					
27					
28					
29					
30					
31					
32					
33					
34					
35					
36					
37					
38					
39					
40	Average			17.5	



Data File : G:\APOLLO\DATA\211213\1213003.D Vial: 3  
 Acq On : 12-13-21 14:20:32 Operator: KA  
 Sample : DMO STD DF2 12/09/21 Inst : Apollo  
 Misc : Water Multiplr: 1.00  
 IntFile : events.e  
 Quant Time: Dec 14 8:53 2021 Quant Results File: DOC1212.RES

Method : G:\APOLLO\DATA\211213\DOC1212.M (Chemstation Integrator)  
 Title : 8015 B&C  
 Last Update : Tue Dec 14 08:59:18 2021  
 Response via : Multiple Level Calibration

Volume Inj. : 2UL  
 Signal Phase : DB-5  
 Signal Info : FID02A

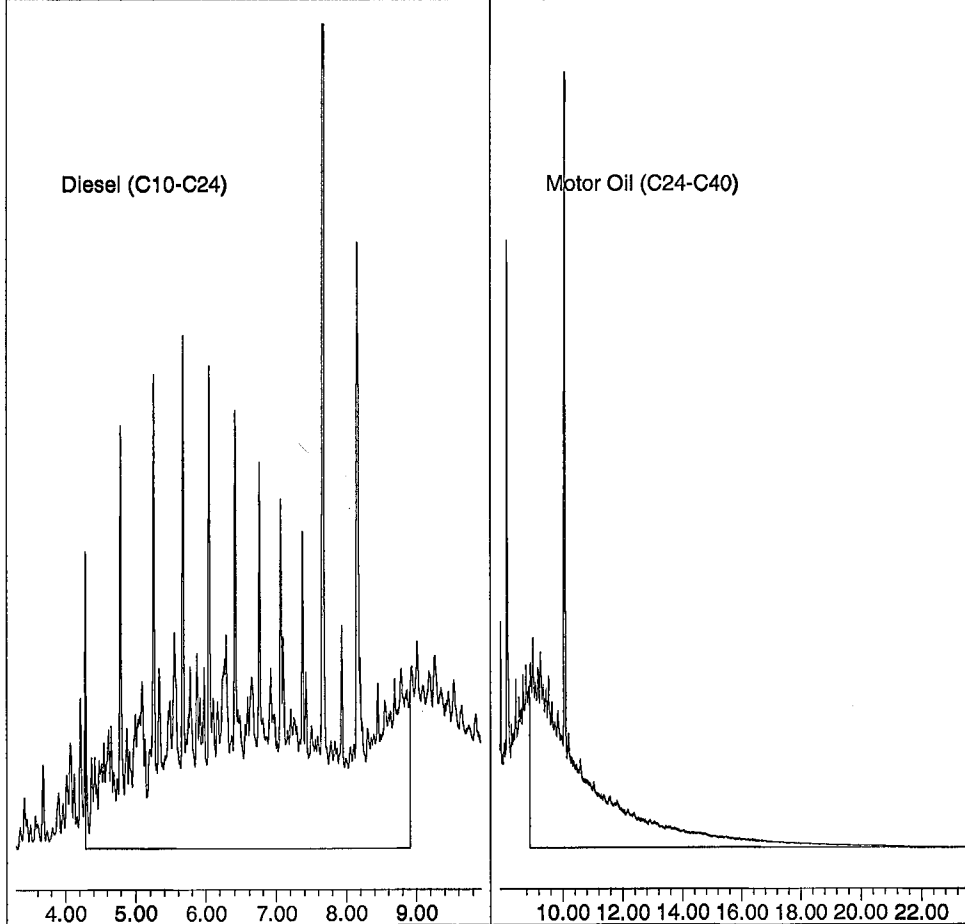
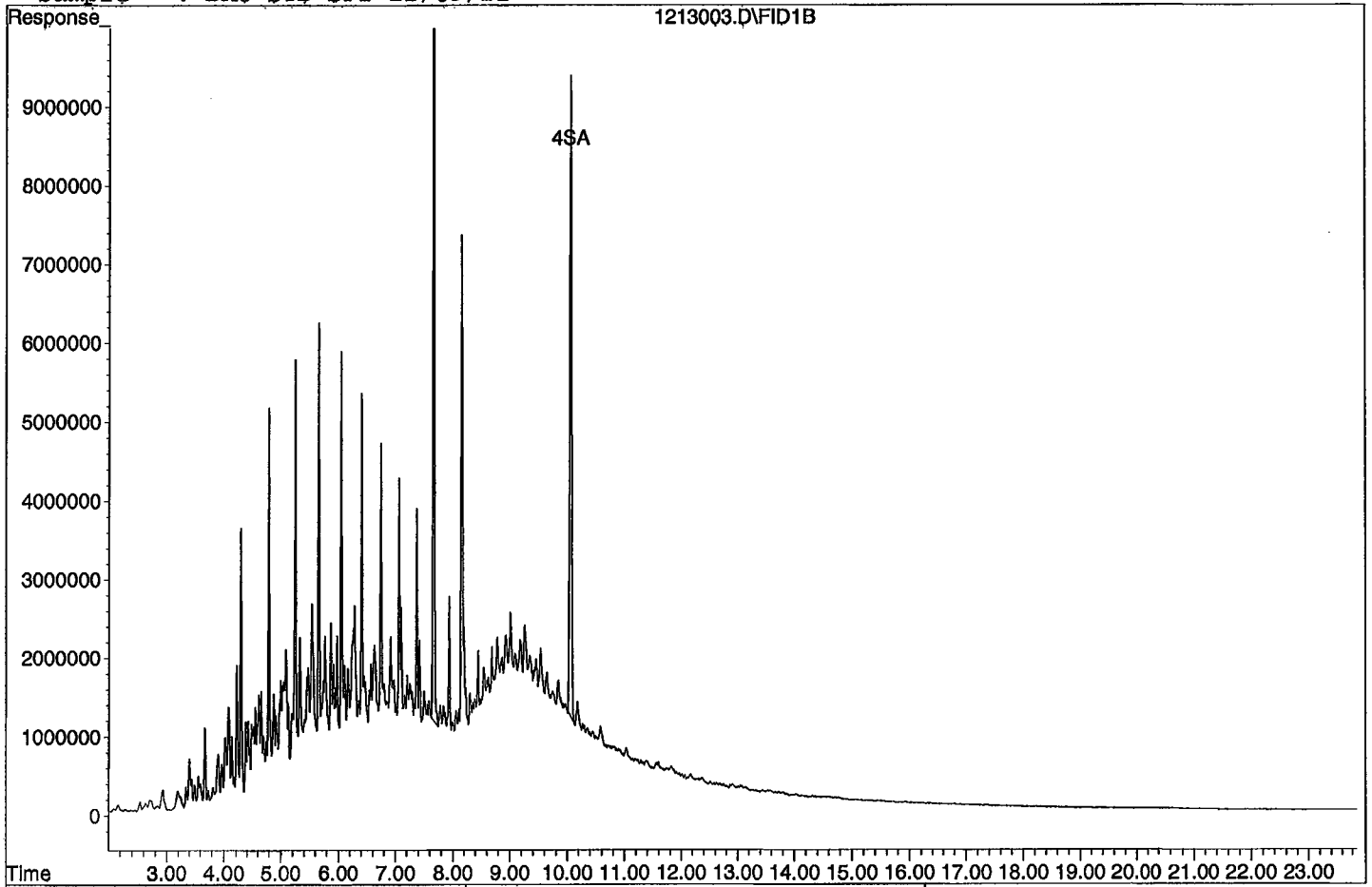
Compound	R.T.	Response	Conc Units
System Monitoring Compounds			
3) SA Ortho-Terphenyl(S)	7.67	265884485	53.044 ppb
Surrogate Spike 30.000		Recovery =	176.81%
4) SA Octacosane(S)	10.06	188299445	52.007 ppb
Surrogate Spike 30.000		Recovery =	173.36%
Target Compounds			
1) HATM Diesel (C10-C24)	6.60	4216279797	1019.059 ppb
2) HBTM Motor Oil (C24-C40)	15.67	2750940881	1044.104 ppb

Target Compounds

Quantitation Report

Data File: G:\APOLLO\DATA\211213\1213003.D

Sample : DMO STD DF2 12/09/21



TPH Extractables  
DEC0911

Form 7

Continuing Calibration

Lab Name: APPL, Inc.  
Case No: \_\_\_\_\_  
Matrix: Water

SDG No: \_\_\_\_\_  
Date Analyzed: 12/13/2021  
Instrument: Apollo  
Initial Cal. Date: 9/11/2021  
Data File: 1213004.D

		Compound	MEAN	CCRF	%D	%Drift	
1	SC	Decanoic Acid(S)	1283070	1159230	9.7	SC	
2							
3							
4							
5							
6							
7							
8							
9							
10							
11							
12							
13							
14							
15							
16							
17							
18							
19							
20							
21							
22							
23							
24							
25							
26							
27							
28							
29							
30							
31							
32							
33							
34							
35							
36							
37							
38							
39							
40							

Average

9.7

Data File : G:\APOLLO\DATA\211213\1213004.D Vial: 4  
 Acq On : 12-13-21 14:48:36 Operator: KA  
 Sample : Decanoic Acid CCV 11/05/21 Inst : Apollo  
 Misc : Water Multiplr: 1.00  
 IntFile : events.e  
 Quant Time: Dec 14 8:56 2021 Quant Results File: DEC0911.RES

Method : G:\APOLLO\DATA\211202\DEC0911.M (Chemstation Integrator)  
 Title : 8015 B&C  
 Last Update : Wed Nov 24 15:29:56 2021  
 Response via : Multiple Level Calibration


Volume Inj. : 2UL  
 Signal Phase : DB-5  
 Signal Info : FID02A

Compound	R.T.	Response	Conc Units
-----			
System Monitoring Compounds			
1) SC Decanoic Acid(S)	5.83	83464838	32.525 ppb
Surrogate Spike 24.000		Recovery =	135.52%

Target Compounds

Target Compounds

File : G:\APOLLO\DATA\211213\1213004.D  
Operator : KA  
Acquired : 12-13-21 14:48:36 using AcqMethod TPHSN.M  
Instrument : Apollo  
Sample Name: Decanoic Acid CCV 11/05/21  
Misc Info : Water  
Vial Number: 4



TPH Extractables  
DOC1212

Form 7

Continuing Calibration

Lab Name: APPL, Inc.  
Case No: \_\_\_\_\_  
Matrix: Water

SDG No: \_\_\_\_\_  
Date Analyzed: 12/14/2021  
Instrument: Apollo  
Initial Cal. Date: 12/12/2021  
Data File: 1213020.D

	Compound	MEAN	CCRF	%D	%Drift
1	HATM Diesel (C10-C24)	2932900	2192730	25	HATML 6.0
2	HBTM Motor Oil (C24-C40)	2024600	1420780	30	HBTML 7.8
3	SA Ortho-Terphenyl(S)	2506260	2701330	7.8	SA
4	SA Octacosane(S)	1810340	1987430	9.8	SA
5					
6					
7					
8					
9					
10					
11					
12					
13					
14					
15					
16					
17					
18					
19					
20					
21					
22					
23					
24					
25					
26					
27					
28					
29					
30					
31					
32					
33					
34					
35					
36					
37					
38					
39					
40	Average			18.2	

Data File : G:\APOLLO\DATA\211213\1213020.D Vial: 20  
 Acq On : 12-14-21 9:40:09 Operator: KA  
 Sample : DMQ STD DF2 12/09/21 Inst : Apollo  
 Misc : Water Multiplr: 1.00  
 IntFile : events.e  
 Quant Time: Dec 14 10:16 2021 Quant Results File: DOC1212.RES

Method : G:\APOLLO\DATA\211213\DOC1212.M (Chemstation Integrator)  
 Title : 8015 B&C  
 Last Update : Tue Dec 14 08:59:18 2021  
 Response via : Multiple Level Calibration

Volume Inj. : 2UL  
 Signal Phase : DB-5  
 Signal Info : FID02A

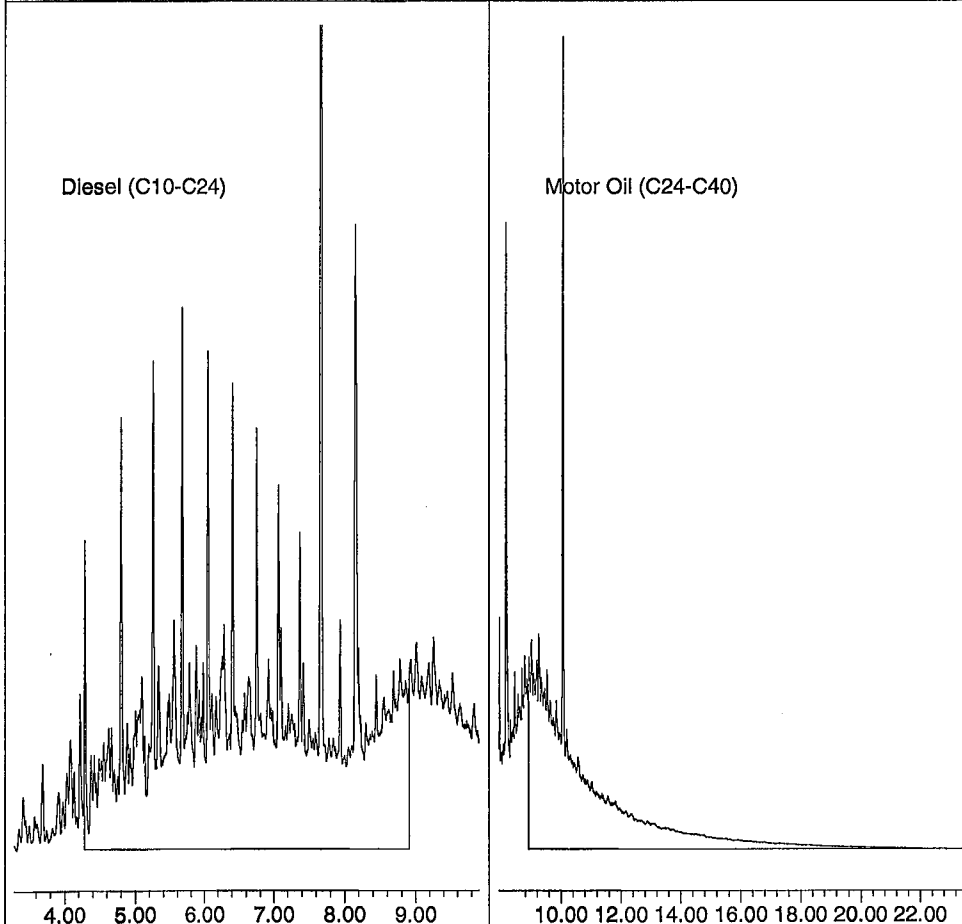
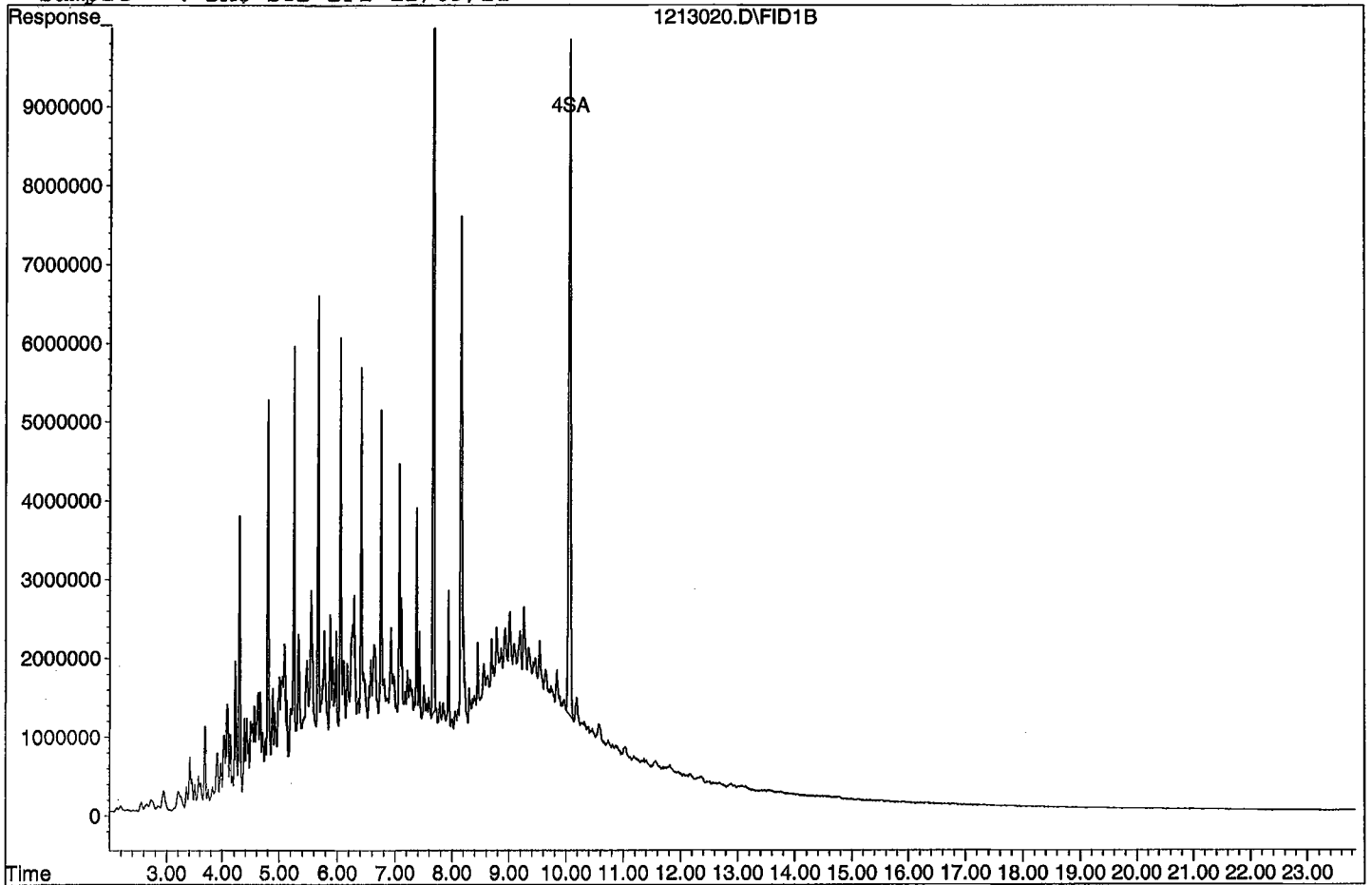
Compound	R.T.	Response	Conc Units
<b>System Monitoring Compounds</b>			
3) SA Ortho-Terphenyl(S)	7.67	270133475	53.892 ppb
Surrogate Spike 30.000		Recovery =	179.64%
4) SA Octacosane(S)	10.06	198742739	54.891 ppb
Surrogate Spike 30.000		Recovery =	182.97%
<b>Target Compounds</b>			
1) HATM Diesel (C10-C24)	6.60	4385455692	1059.640 ppb
2) HBTM Motor Oil (C24-C40)	15.67	2841566273	1078.149 ppb

Target Compounds

Quantitation Report

Data File: G:\APOLLO\DATA\211213\1213020.D

Sample : DMO STD DF2 12/09/21





TPH Extractables  
DEC0911

Form 7

Continuing Calibration

Lab Name: APPL, Inc.  
Case No: \_\_\_\_\_  
Matrix: Water

SDG No: \_\_\_\_\_  
Date Analyzed: 12/14/2021  
Instrument: Apollo  
Initial Cal. Date: 9/11/2021  
Data File: 1213021.D

		Compound	MEAN	CCRF	%D	%Drift	
1	SC	Decanoic Acid(S)	1283070	1342510	4.6	SC	
2							
3							
4							
5							
6							
7							
8							
9							
10							
11							
12							
13							
14							
15							
16							
17							
18							
19							
20							
21							
22							
23							
24							
25							
26							
27							
28							
29							
30							
31							
32							
33							
34							
35							
36							
37							
38							
39							
40							

Average

4.6

Data File : G:\APOLLO\DATA\211213\1213021.D Vial: 21  
 Acq On : 12-14-21 10:08:25 Operator: KA  
 Sample : Decanoic Acid CCV 11/05/21 Inst : Apollo  
 Misc : Water Multiplr: 1.00  
 IntFile : events.e  
 Quant Time: Dec 14 10:42 2021 Quant Results File: DEC0911.RES

Method : G:\APOLLO\DATA\211213\DEC0911.M (Chemstation Integrator)  
 Title : 8015 B&C  
 Last Update : Tue Dec 14 08:56:14 2021  
 Response via : Multiple Level Calibration


Volume Inj. : 2UL  
 Signal Phase : DB-5  
 Signal Info : FID02A

Compound	R.T.	Response	Conc Units
-----			
System Monitoring Compounds			
1) SC Decanoic Acid(S)	5.84	96660442	37.668 ppb
Surrogate Spike 24.000	Recovery	=	156.95%

Target Compounds

Target Compounds

File : G:\APOLLO\DATA\211213\1213021.D  
Operator : KA  
Acquired : 12-14-21 10:08:25 using AcqMethod TPHSN.M  
Instrument : Apollo  
Sample Name: Decanoic Acid CCV 11/05/21  
Misc Info : Water  
Vial Number: 21



TPH Extractables  
DOC1212

Form 7

Continuing Calibration

Lab Name: APPL, Inc.  
Case No: \_\_\_\_\_  
Matrix: Water

SDG No: \_\_\_\_\_  
Date Analyzed: 12/14/2021  
Instrument: Apollo  
Initial Cal. Date: 12/12/2021  
Data File: 1213032.D

	Compound	MEAN	CCRF	%D	%Drift
1	HATM Diesel (C10-C24)	2932900	2134280	27	HATML 3.2
2	HBTM Motor Oil (C24-C40)	2024600	1396620	31	HBTML 6.0
3	SA Ortho-Terphenyl(S)	2506260	2611360	4.2	SA
4	SA Octacosane(S)	1810340	1946810	7.5	SA
5					
6					
7					
8					
9					
10					
11					
12					
13					
14					
15					
16					
17					
18					
19					
20					
21					
22					
23					
24					
25					
26					
27					
28					
29					
30					
31					
32					
33					
34					
35					
36					
37					
38					
39					
40					

Average

17.4

Data File : G:\APOLLO\DATA\211213\1213032.D Vial: 32  
 Acq On : 12-14-21 15:29:14 Operator: KA  
 Sample : DMO STD DF2 12/09/21 Inst : Apollo  
 Misc : Water Multiplr: 1.00  
 IntFile : events.e  
 Quant Time: Dec 14 17:14 2021 Quant Results File: DOC1212.RES

Method : G:\APOLLO\DATA\211213\DOC1212.M (Chemstation Integrator)  
 Title : 8015 B&C  
 Last Update : Tue Dec 14 08:59:18 2021  
 Response via : Multiple Level Calibration

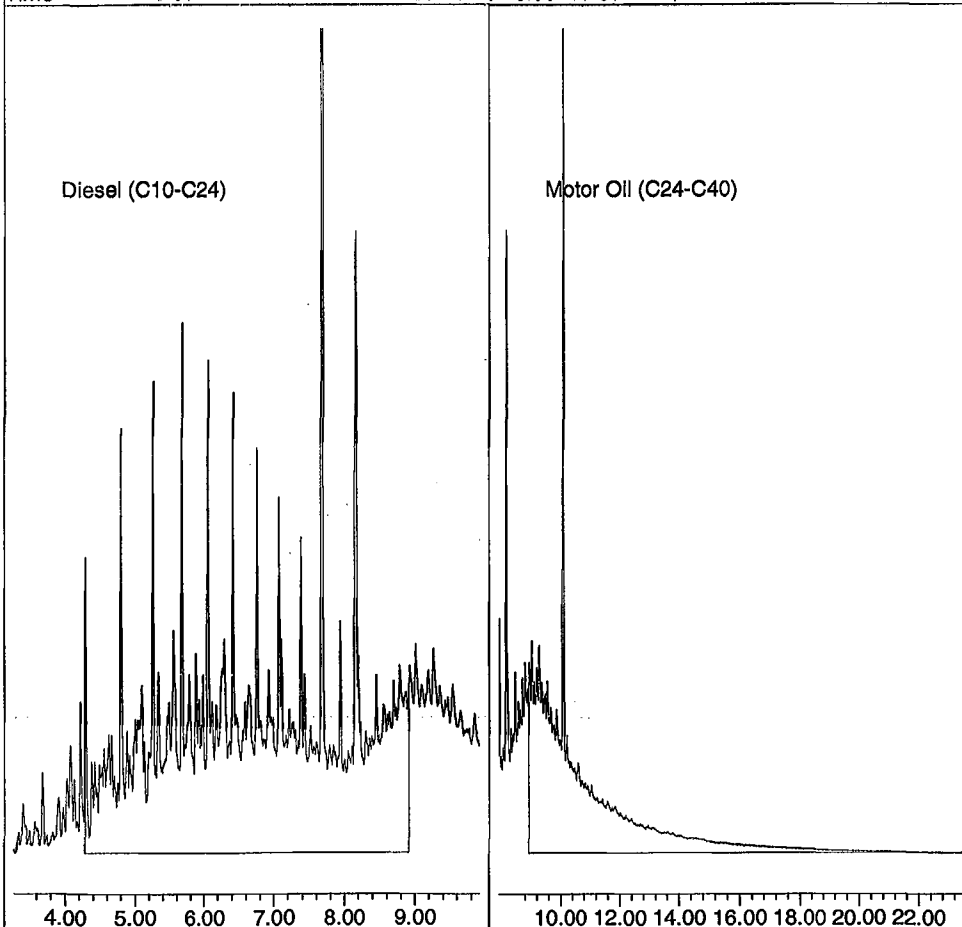
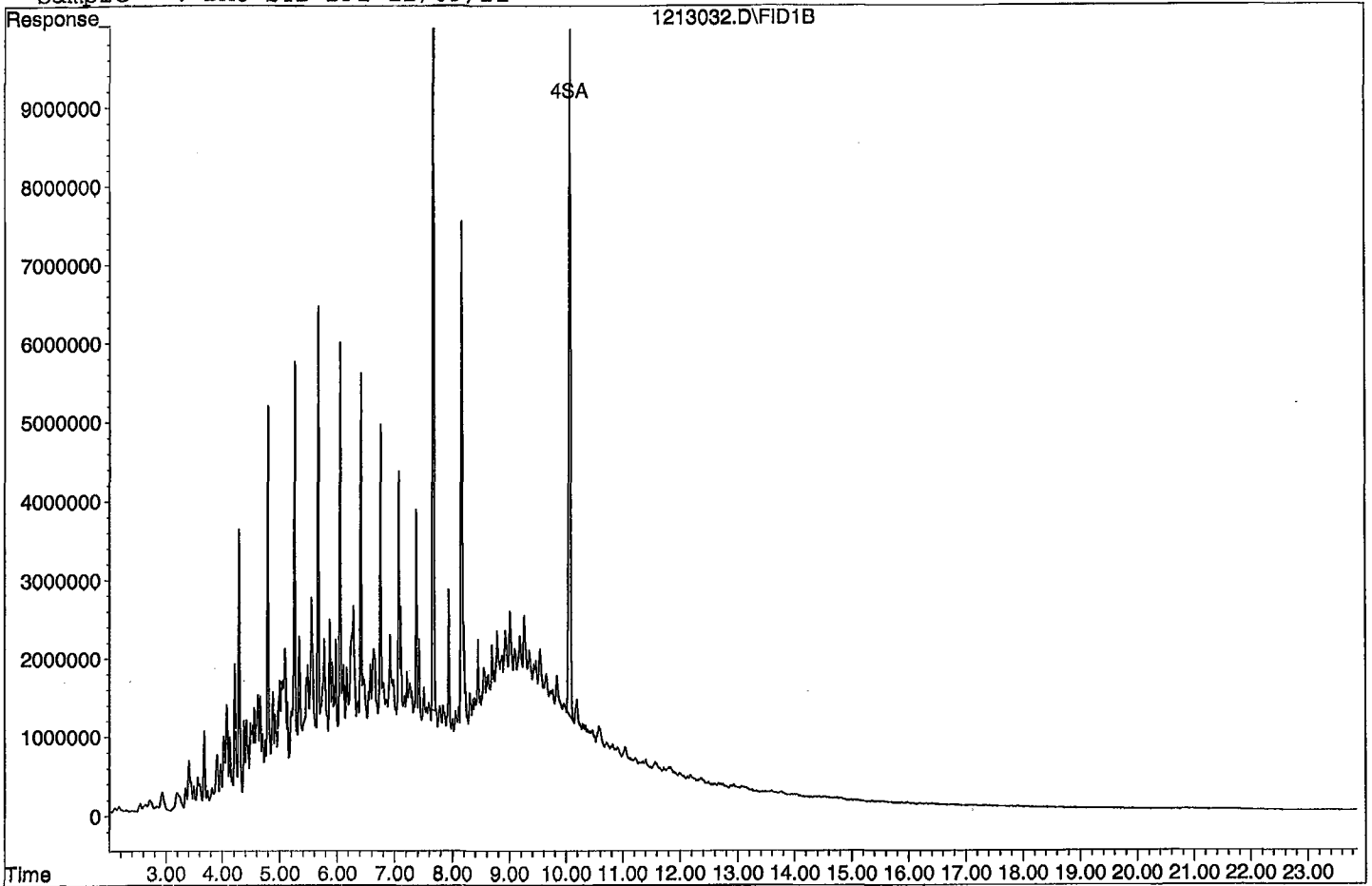
Volume Inj. : 2UL  
 Signal Phase : DB-5  
 Signal Info : FID02A

Compound	R.T.	Response	Conc Units
-----			
System Monitoring Compounds			
3) SA Ortho-Terphenyl(S)	7.67	261135761	52.097 ppb
Surrogate Spike 30.000		Recovery =	173.66%
4) SA Octacosane(S)	10.07	194681466	53.769 ppb
Surrogate Spike 30.000		Recovery =	179.23%
Target Compounds			
1) HATM Diesel (C10-C24)	6.60	4268565047	1031.601 ppb
2) HBTM Motor Oil (C24-C40)	15.67	2793238661	1059.994 ppb

Target Compounds

Data File: G:\APOLLO\DATA\211213\1213032.D

Sample : DMO STD DF2 12/09/21



TPH Extractables  
DEC0911

Form 7

Continuing Calibration

Lab Name: APPL, Inc.  
Case No: \_\_\_\_\_  
Matrix: Water

SDG No: \_\_\_\_\_  
Date Analyzed: 12/14/2021  
Instrument: Apollo  
Initial Cal. Date: 9/11/2021  
Data File: 1213033.D

		Compound	MEAN	CCRF	%D	%Drift	
1	SC	Decanoic Acid(S)	1283070	1215000	5.3	SC	
2							
3							
4							
5							
6							
7							
8							
9							
10							
11							
12							
13							
14							
15							
16							
17							
18							
19							
20							
21							
22							
23							
24							
25							
26							
27							
28							
29							
30							
31							
32							
33							
34							
35							
36							
37							
38							
39							
40							

Average

5.3

Data File : G:\APOLLO\DATA\211213\1213033.D Vial: 33  
 Acq On : 12-14-21 15:57:22 Operator: KA  
 Sample : Decanoic Acid CCV 11/05/21 Inst : Apollo  
 Misc : Water Multiplr: 1.00  
 IntFile : events.e  
 Quant Time: Dec 14 17:16 2021 Quant Results File: DEC0911.RES

Method : G:\APOLLO\DATA\211202\DEC0911.M (Chemstation Integrator)  
 Title : 8015 B&C  
 Last Update : Wed Nov 24 15:29:56 2021  
 Response via : Multiple Level Calibration

Volume Inj. : 2UL  
 Signal Phase : DB-5  
 Signal Info : FID02A


Compound	R.T.	Response	Conc Units
-----			
System Monitoring Compounds			
1) SC Decanoic Acid(S)	5.83	87479697	34.090 ppb
Surrogate Spike 24.000		Recovery =	142.04%

Target Compounds

Target Compounds



File : G:\APOLLO\DATA\211213\1213033.D  
Operator : KA  
Acquired : 12-14-21 15:57:22 using AcqMethod TPHSN.M  
Instrument : Apollo  
Sample Name: Decanoic Acid CCV 11/05/21  
Misc Info : Water  
Vial Number: 33



**ORGANICS**  
**Raw Data**

Data File : G:\APOLLO\DATA\211213\1213027.D Vial: 27  
 Acq On : 12-14-21 12:57:38 Operator: KA  
 Sample : BA46821W09 5/950 SG Inst : Apollo  
 Misc : Water Multiplr: 5.26  
 IntFile : events.e  
 Quant Time: Dec 14 15:11 2021 Quant Results File: DOC1212.RES

Method : G:\APOLLO\DATA\211213\DOC1212.M (Chemstation Integrator)  
 Title : 8015 B&C  
 Last Update : Tue Dec 14 08:59:18 2021  
 Response via : Multiple Level Calibration

Volume Inj. : 2UL  
 Signal Phase : DB-5  
 Signal Info : FID02A

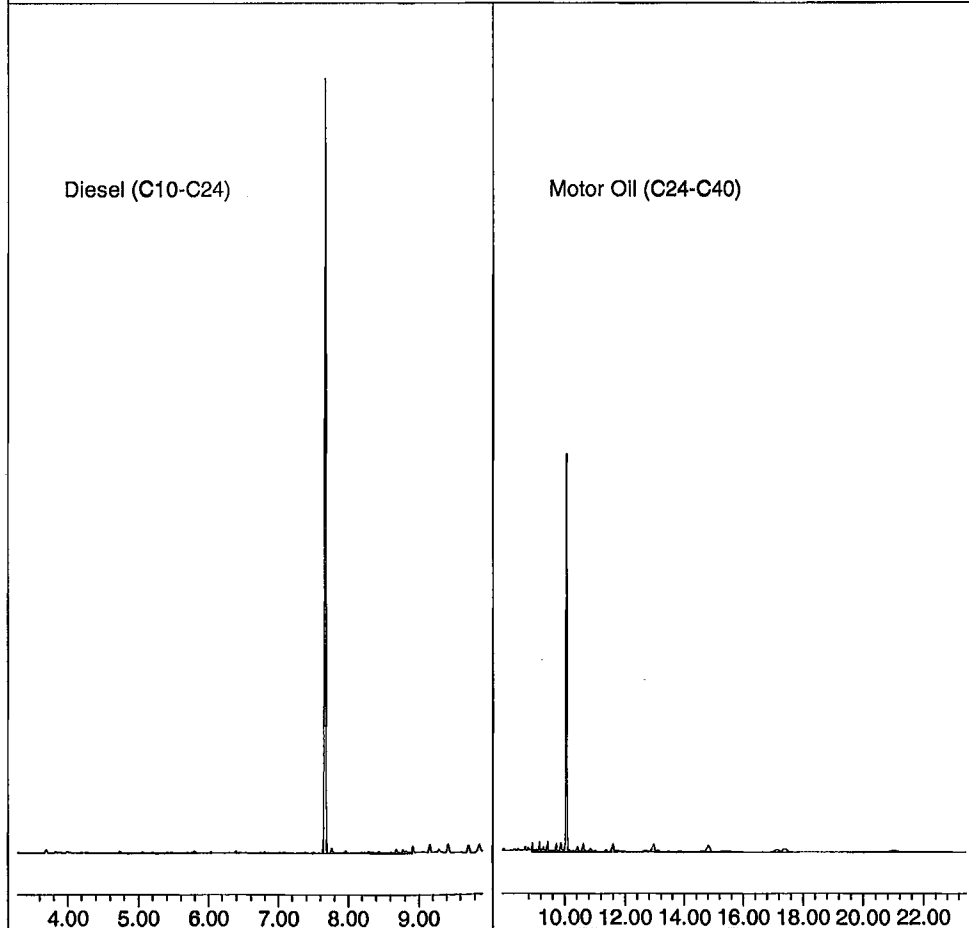
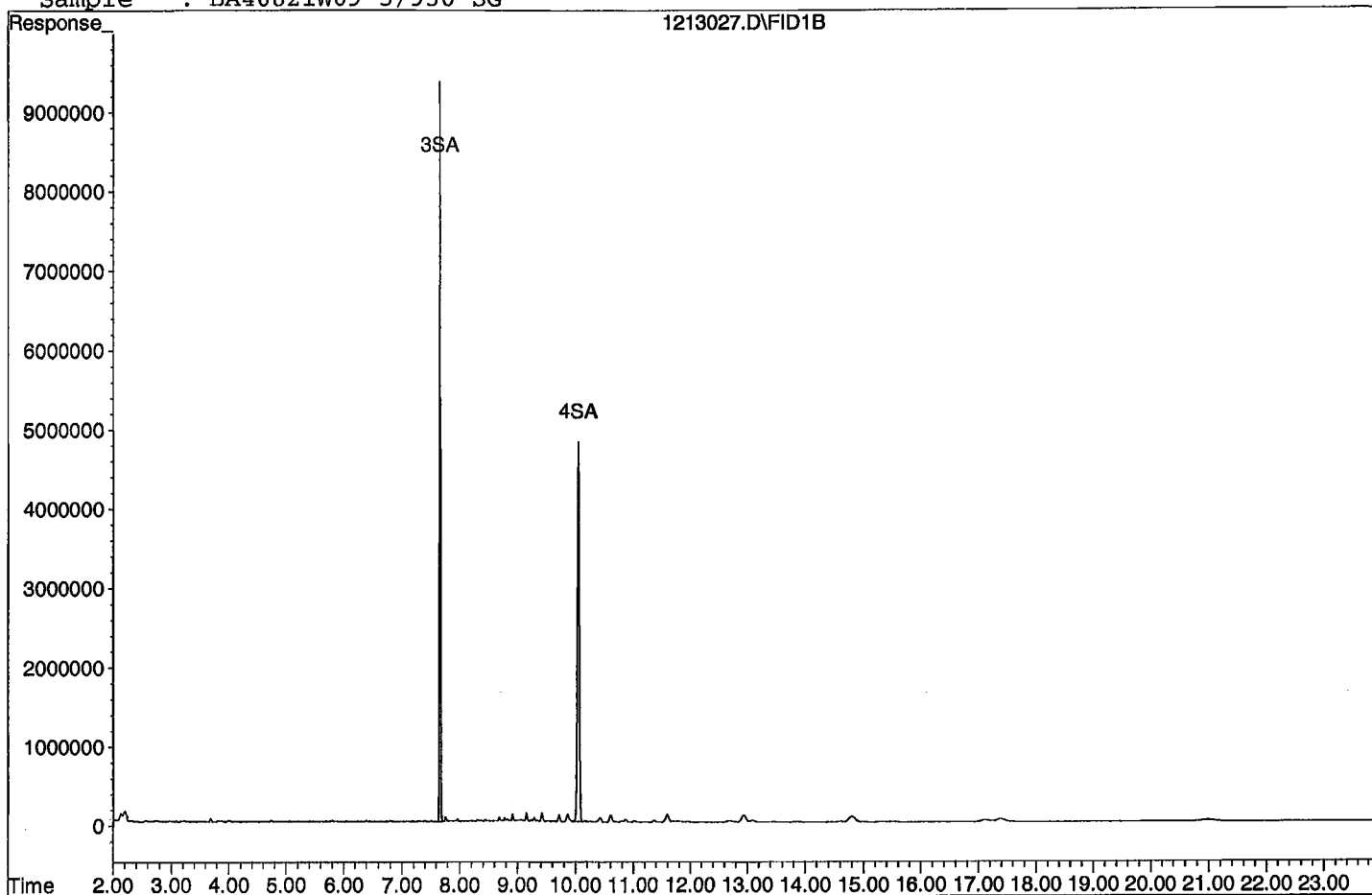
Compound	R.T.	Response	Conc Units
<b>System Monitoring Compounds</b>			
3) SA Ortho-Terphenyl(S)	7.67	114168245	119.877 ppb
Surrogate Spike 157.895		Recovery =	75.92%
4) SA Octacosane(S)	10.05	109309052	158.896 ppb
Surrogate Spike 157.895		Recovery =	100.63%
<b>Target Compounds</b>			
1) HATM Diesel (C10-C24)	6.60	23896245	70.572 ppb
2) HBTM Motor Oil (C24-C40)	15.67	83181205	220.621 ppb

Target Compounds

Quantitation Report

Data File: G:\APOLLO\DATA\211213\1213027.D

Sample : BA46821W09 5/950 SG



Data File : G:\APOLLO\DATA\211213\1213028.D Vial: 28  
 Acq On : 12-14-21 13:25:49 Operator: KA  
 Sample : BA46823W09 5/1020 SG Inst : Apollo  
 Misc : Water Multiplr: 4.90  
 IntFile : events.e  
 Quant Time: Dec 14 15:13 2021 Quant Results File: DOC1212.RES

Method : G:\APOLLO\DATA\211213\DOC1212.M (Chemstation Integrator)  
 Title : 8015 B&C  
 Last Update : Tue Dec 14 08:59:18 2021  
 Response via : Multiple Level Calibration

Volume Inj. : 2UL  
 Signal Phase : DB-5  
 Signal Info : FID02A

Compound	R.T.	Response	Conc Units
System Monitoring Compounds			
3) SA Ortho-Terphenyl(S)	7.67	126486847	123.697 ppb
Surrogate Spike 147.059		Recovery =	84.11%
4) SA Octacosane(S)	10.05	123275283	166.900 ppb
Surrogate Spike 147.059		Recovery =	113.49%
Target Compounds			
1) HATM Diesel (C10-C24)	6.60	35320555	79.163 ppb
2) HBTM Motor Oil (C24-C40)	15.67	127009916	286.191 ppb

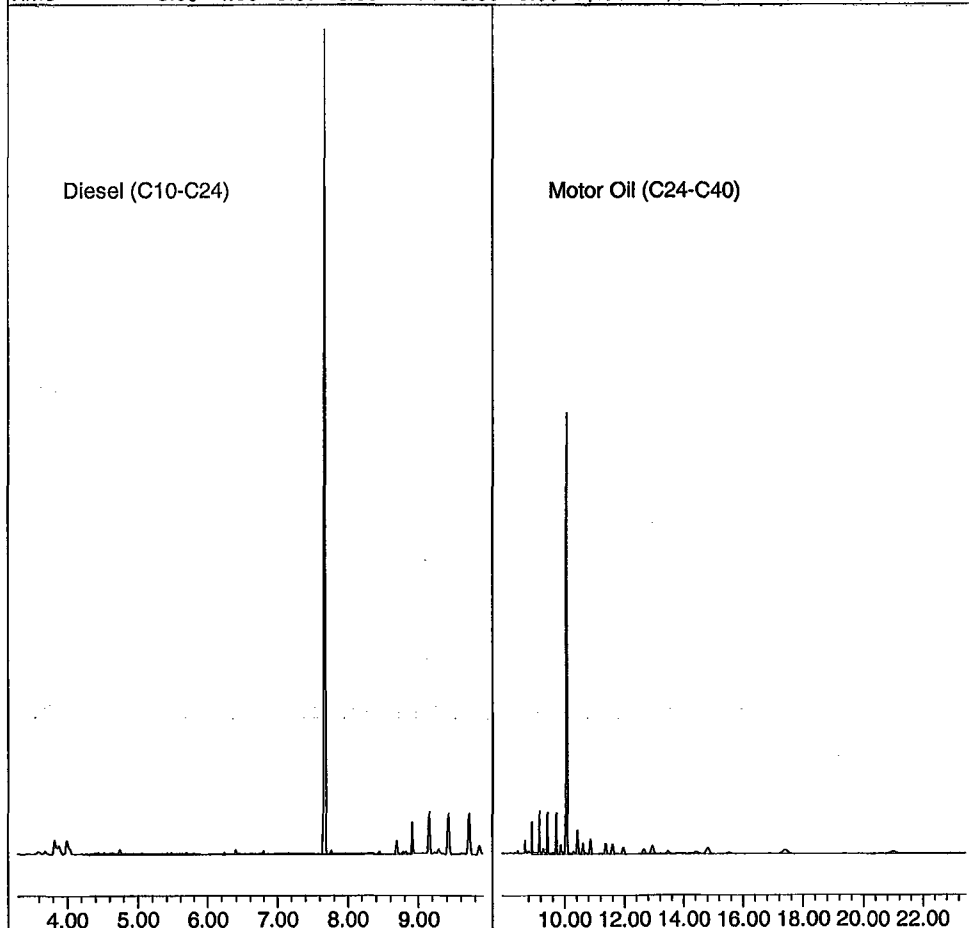
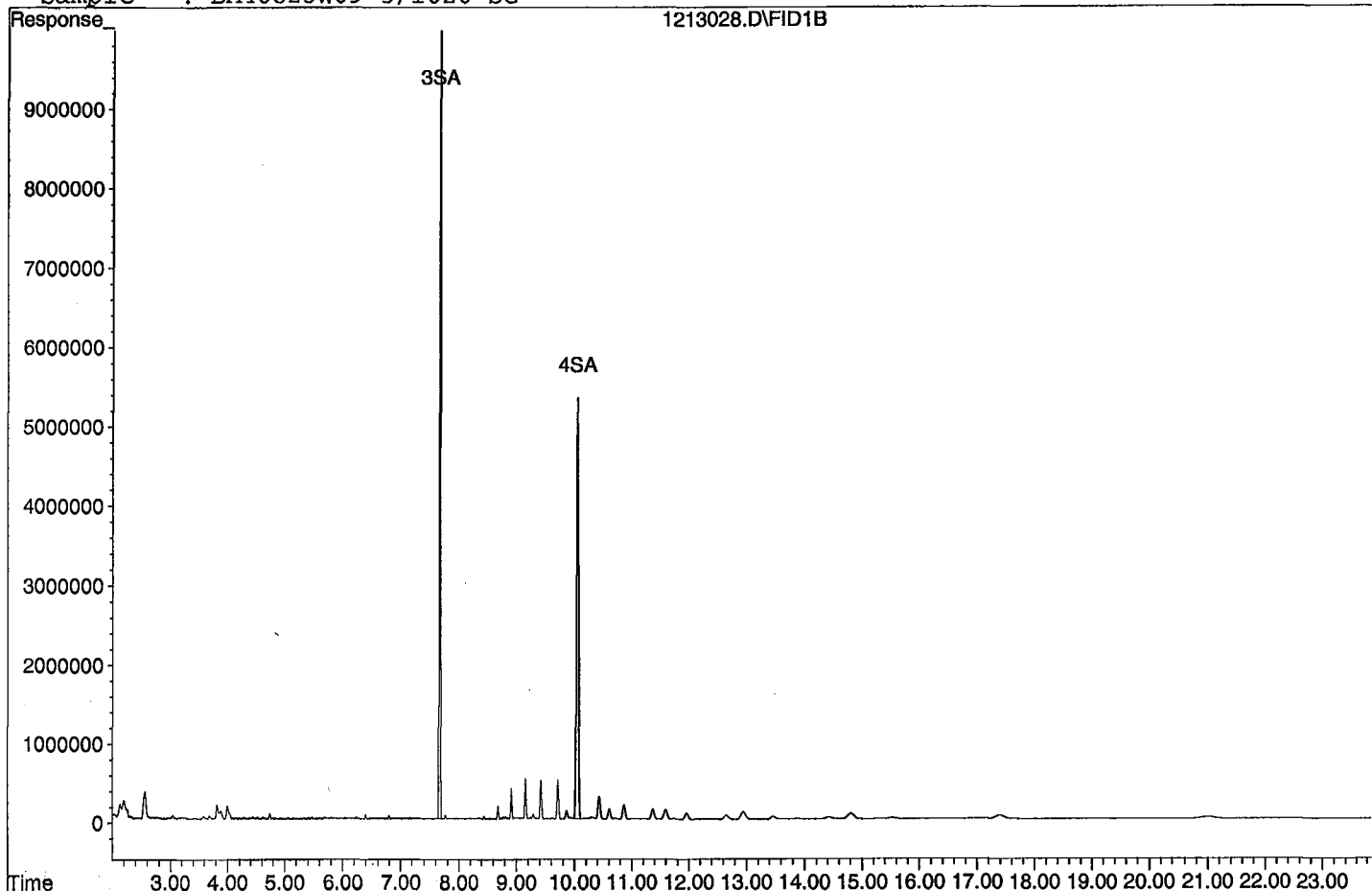
Target Compounds

Quantitation Report

Data File: G:\APOLLO\DATA\211213\1213028.D

Sample : BA46823W09 5/1020 SG

1213028.D\FID1B



Quantitation Report (QT Reviewed)

Data File : G:\APOLLO\DATA\211202\1202066.D Vial: 66  
 Acq On : 12-3-21 20:47:51 Operator: KA  
 Sample : 211122A BLK 5/1000 SG Inst : Apollo  
 Misc : water Multiplr: 5.00  
 IntFile : events.e  
 Quant Time: Dec 6 7:51 2021 Quant Results File: DOC1028.RES

Method : G:\APOLLO\DATA\211202\DOC1028.M (Chemstation Integrator)  
 Title : 8015 B&C  
 Last Update : Fri Dec 03 08:22:29 2021  
 Response via : Multiple Level Calibration

Volume Inj. : 2UL  
 Signal Phase : DB-5  
 Signal Info : FID02A

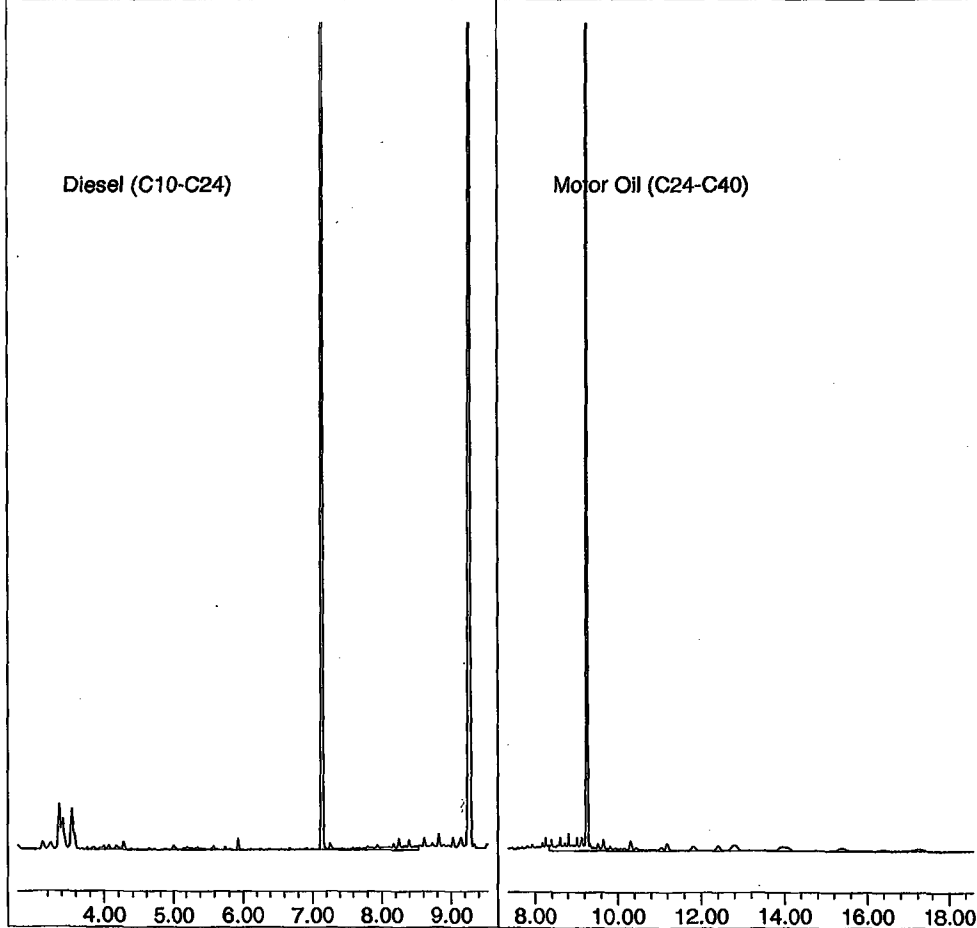
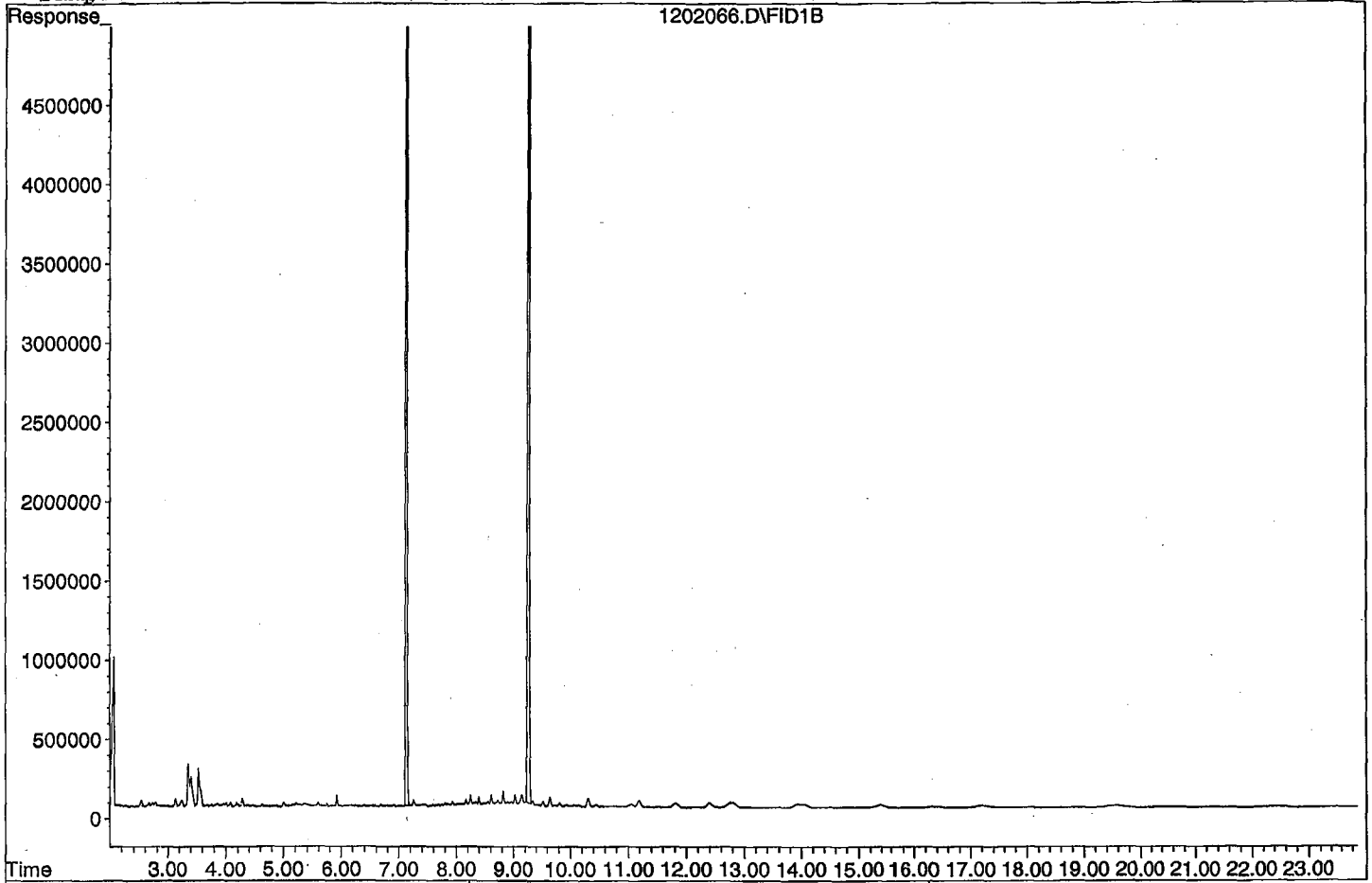
Compound	R.T.	Response	Conc Units
System Monitoring Compounds			
3) SA Ortho-Terphenyl(S)	7.13	167937251	134.242 ppb
Surrogate Spike 150.000		Recovery =	89.49%
4) SA Octacosane(S)	9.26	156502886	173.013 ppb
Surrogate Spike 150.000		Recovery =	115.34%
Target Compounds			
1) HATM Diesel (C10-C24)	6.15	27148876	26.969 ppb
2) HBTM Motor Oil (C24-C40)	12.97	66992819	48.383 ppb

Target Compounds

Quantitation Report

Data File: G:\APOLLO\DATA\211202\1202066.D

Sample : 211122A BLK 5/1000 SG





Quantitation Report (QT Reviewed)

Data File : G:\APOLLO\DATA\211202\1202067.D Vial: 67  
 Acq On : 12-3-21 21:16:03 Operator: KA  
 Sample : 211122A LCS-1 5/1000 SG Inst : Apollo  
 Misc : water Multiplr: 5.00  
 IntFile : events.e  
 Quant Time: Dec 6 7:52 2021 Quant Results File: DOC1028.RES

Method : G:\APOLLO\DATA\211202\DOC1028.M (Chemstation Integrator)  
 Title : 8015 B&C  
 Last Update : Fri Dec 03 08:22:29 2021  
 Response via : Multiple Level Calibration

Volume Inj. : 2UL  
 Signal Phase : DB-5  
 Signal Info : FID02A

Compound	R.T.	Response	Conc Units
System Monitoring Compounds			
3) SA Ortho-Terphenyl(S)	7.13	135837238	108.583 ppb
Surrogate Spike 150.000		Recovery =	72.39%
4) SA Octacosane(S)	9.26	111783569	123.576 ppb
Surrogate Spike 150.000		Recovery =	82.38%
Target Compounds			
1) HATM Diesel (C10-C24)	6.15	1497946358	1488.025 ppb
2) HBTM Motor Oil (C24-C40)	12.97	1221398729	1750.116 ppb

Target Compounds

(f)=RT Delta > 1/2 Window  
 1202067.D DOC1028.M

Wed Dec 15 10:49:40 2021

(m)=manual int.

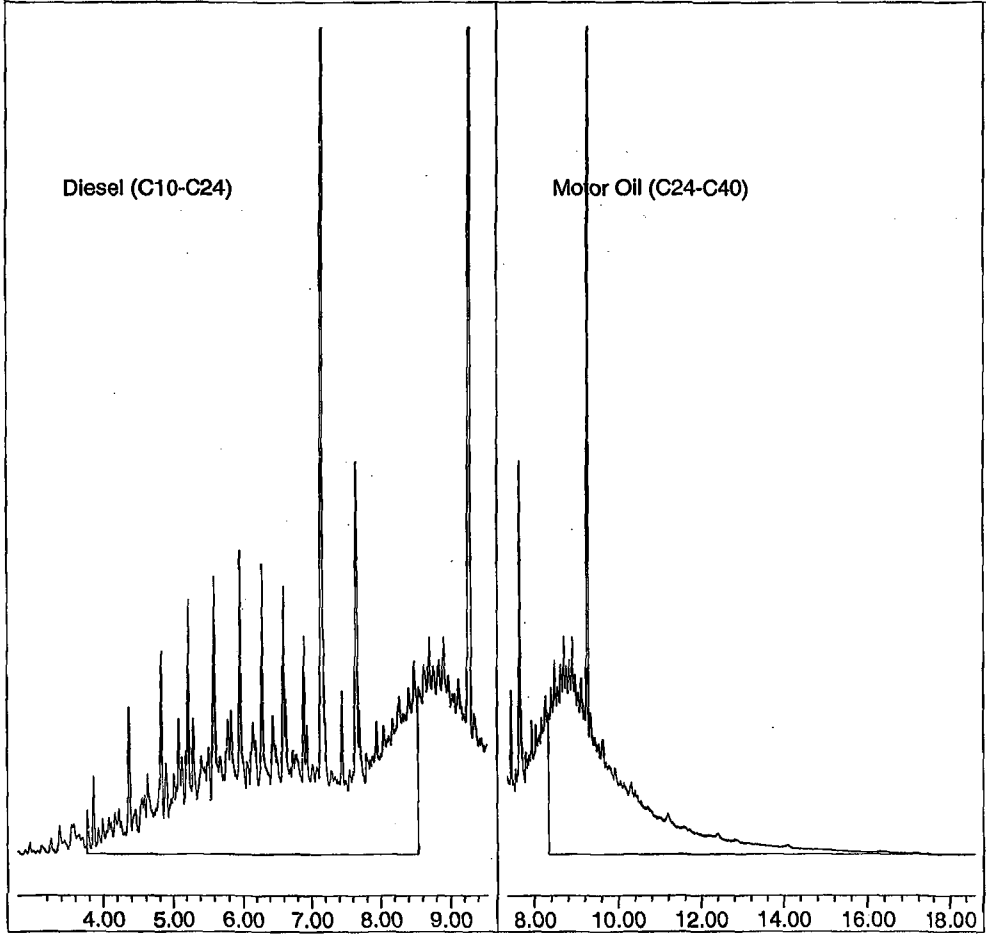
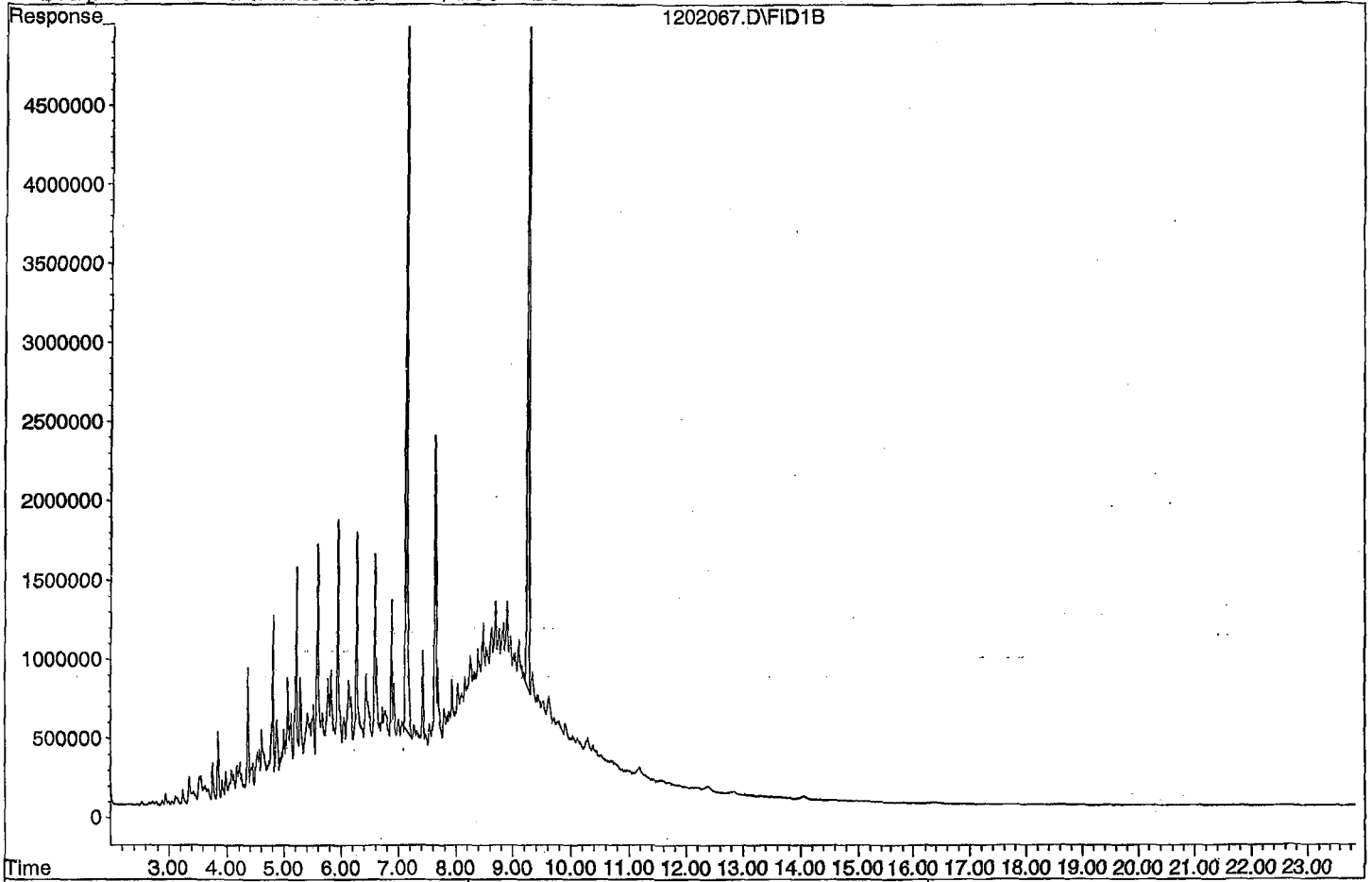
Diesel:

$$\frac{(1497946358)(5)}{(2516669)(2)} = \frac{7489731790}{5033338} = \boxed{1488.025}$$

Quantitation Report

Data File: G:\APOLLO\DATA\211202\1202067.D

Sample : 211122A LCS-1 5/1000 SG



Quantitation Report (QT Reviewed)

Data File : G:\APOLLO\DATA\211202\1202068.D Vial: 68  
 Acq On : 12-3-21 21:44:13 Operator: KA  
 Sample : 211122A LCSD-1 5/1000 SG Inst : Apollo  
 Misc : water Multiplr: 5.00  
 IntFile : events.e  
 Quant Time: Dec 6 7:52 2021 Quant Results File: DOC1028.RES

Method : G:\APOLLO\DATA\211202\DOC1028.M (Chemstation Integrator)  
 Title : 8015 B&C  
 Last Update : Fri Dec 03 08:22:29 2021  
 Response via : Multiple Level Calibration

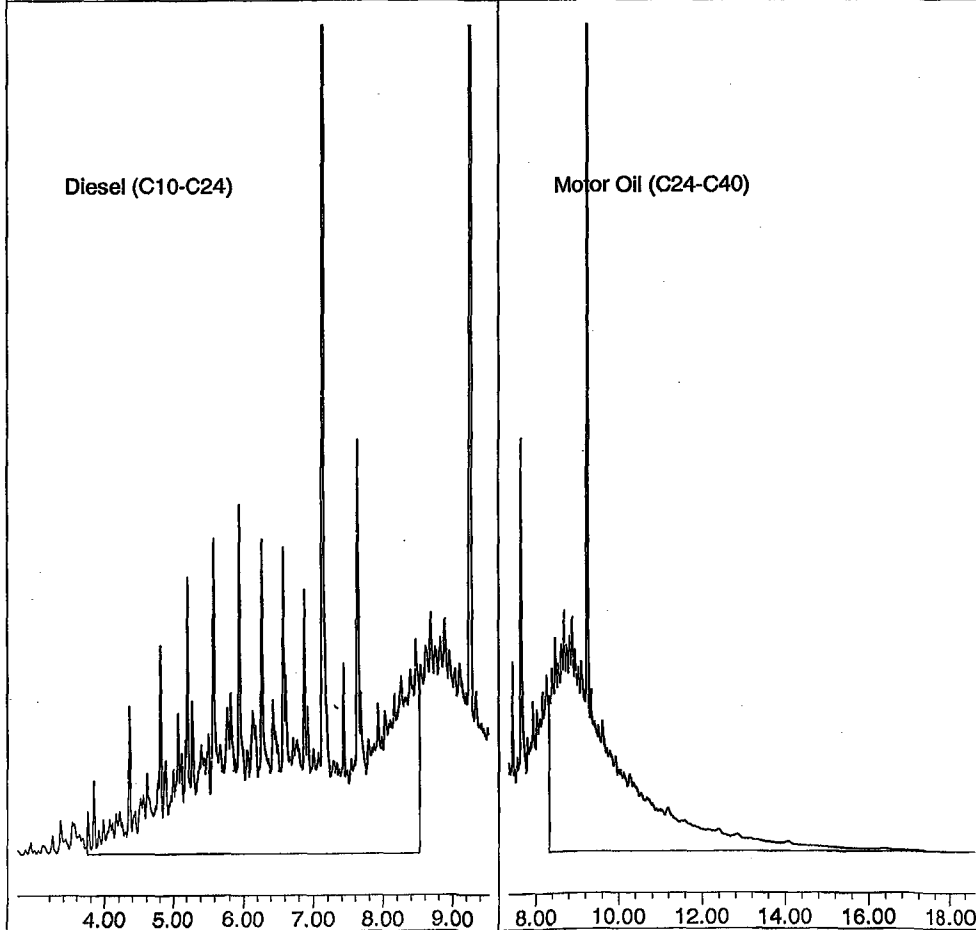
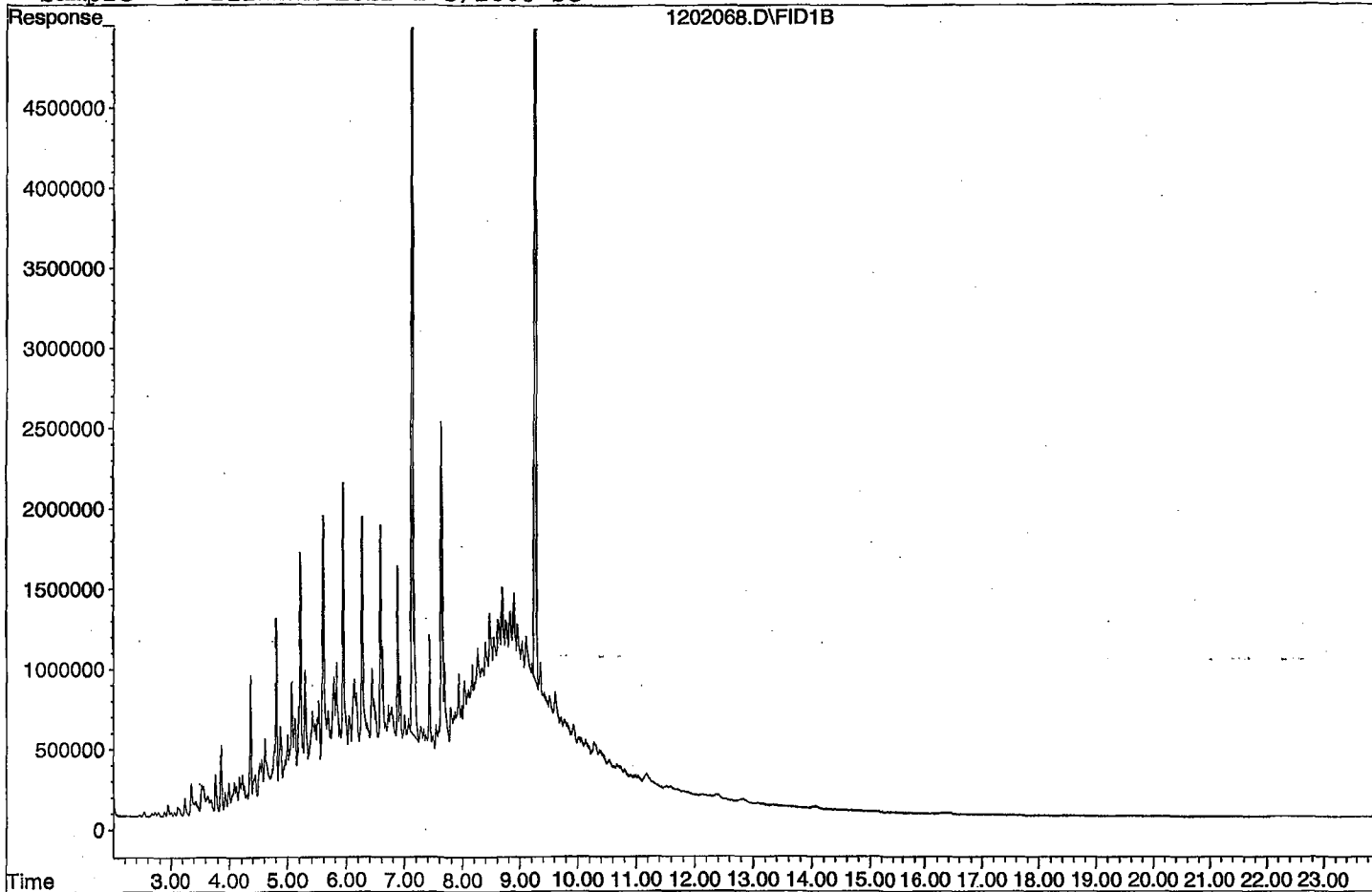
Volume Inj. : 2UL  
 Signal Phase : DB-5  
 Signal Info : FID02A

Compound	R.T.	Response	Conc Units
System Monitoring Compounds			
3) SA Ortho-Terphenyl(S)	7.13	153385282	122.610 ppb
Surrogate Spike 150.000		Recovery =	81.74%
4) SA Octacosane(S)	9.26	124668173	137.820 ppb
Surrogate Spike 150.000		Recovery =	91.88%
Target Compounds			
1) HATM Diesel (C10-C24)	6.15	1637673875	1626.827 ppb
2) HBTM Motor Oil (C24-C40)	12.97	1361447952	1956.566 ppb
Target Compounds			

Quantitation Report

Data File: G:\APOLLO\DATA\211202\1202068.D

Sample : 211122A LCSD-1 5/1000 SG



## Diesel / Motor Oil Calibration Curve

Prepared: 10/28/2021

Expires: 5/31/2026

Prepared By (Initials): KA

Methylene

e

Chloride

Lot No. 61117

Initial Standard Information							Final Standard			
Name of Initial Standard (QAU Label)	Supplier	Conc. (ug/mL)	APPL Mix Name	Reference to APPL Prep Date and Lot #'s	Exp. Date	Exp. Date (Manufacturer)	Aliquot From Stock	Final Volume	Solvent	Final Standard Conc. (ug/mL)
Diesel / Motor Oil - 2	APPL	10	Diesel / Motor Oil - 1	Prep'd: 10/6/21 A0164485-52822, A0168842-52820, A0166510-52817 CL16893-52835	See man. Exp date	10/31/2027 12/31/2027 5/31/2026	100uL	200uL	MC	5
Diesel / Motor Oil - 3		50	Diesel / Motor Oil - 2				200uL	1mL	MC	10
Diesel / Motor Oil Calibration STD	Restek	2,000	Diesel / Motor Oil - 3				25uL	1mL	MC	50
			Diesel / Motor Oil - 4				125uL	1mL	MC	250
			Diesel / Motor Oil - 5				500uL	1mL	MC	1000
			Diesel / Motor Oil - 6				750uL	1mL	MC	1500
			Diesel / Motor Oil - 7				100uL	100uL	N/A	2,000

**Diesel / Motor Oil Calibration Curve**

Prepared: 12/12/2021

Expires: 5/31/2026

Prepared By (Initials): KA

Methylene

Chloride

Lot No. 61117

Initial Standard Information							Final Standard			
Name of Initial Standard (QAU Label)	Supplier	Conc. (ug/mL)	APPL Mix Name	Reference to APPL Prep Date and Lot #'s	Exp. Date	Exp. Date (Manufacturer)	Aliquot From Stock	Final Volume	Solvent	Final Standard Conc. (ug/mL)
Diesel / Motor Oil - 2	APPL	10	Diesel / Motor Oil - 1	Perp'd:12/09/21 A0164586-53276, 53175, 53277 and 53278, A0168842-53280, and CL16893- 53203	See man. Exp date	11/30/202 7 10/31/202 7 5/31/2026 3/31/28	100uL	200uL	MC	5
Diesel / Motor Oil - 3		50	Diesel / Motor Oil - 2				200uL	1mL	MC	10
Diesel / Motor Oil Calibration STD	Restek	2,000	Diesel / Motor Oil - 3				25uL	1mL	MC	50
			Diesel / Motor Oil - 4				125uL	1mL	MC	250
			Diesel / Motor Oil - 5				500uL	1mL	MC	1000
			Diesel / Motor Oil - 6				750uL	1mL	MC	1500
			Diesel / Motor Oil - 7				100uL	100uL	N/A	2,000

**Diesel / Motor Oil Second Source**

**Prepared: 10/28/2021**

**Expires: 10/28/2024**

**Prepared By (Initials): KA**

**Methylen**

**e**

**Chloride**

**Lot No. 61117**

Initial Standard Information							Final Standard			
Name of Initial Standard (QAU Label)	Supplier	Supplier Part No.	Conc. (ug/mL)	Lot Number - QA Number	Exp. Date (1 yr.)	Exp. Date (Manufacturer)	Aliquot From Stock	Final Volume	Solvent	Final Standard Conc. (ug/mL)
Diesel Fuel #2 Second Source	Phenova	ALO-101287	50,000	CL16477-52980	See man. Exp date	2/28/2027	50uL	10mL	MC	250
Motor Oil Second Source	Absolute	51094	50,000	102819-52981		10/28/2024	50uL			

**Diesel Motor Oil Mix**

Prepared: 10/30/2021

Prepared By (Initials): KA

Expires: 10/31/2027

Initial Standard Information							Final Standard			
Name of Initial Standard (QAU Label)	Supplier	Supplier Part No.	Conc. (ug/mL)	Lot Number - QA Number	Exp. Date (1 yr.)	Exp. Date (Manufacturer)	Aliquot From Stock	Final Volume	Solvent	Final Standard Conc. (ug/mL)
Diesel Fuel #2	Restek	31258	50,000	A0164485-52825 and A0164586-53175, 53174, and 53176	See man. Date	10/31/2027	4.00 mL	8.0 mL	NA	25,000
Motor Oil Composite	Restek	31464	50,000	A0166510-52817, and A0168842-53169, 53170, and 53171	See man. Date	12/31/2027 3/31/28	4.00 mL			25,000



**Diesel / Motor Oil Calibration Standard**

Prepared: 10/6/2021

Prepared By (Initials): KA

Expires: 5/31/2026

**Methylene**

**Chloride**

Lot No. 61117

Initial Standard Information							Final Standard			
Name of Initial Standard (QAU Label)	Supplier	Supplier Part No.	Conc. (ug/mL)	Lot Number - QA Number	Exp. Date (1 yr.)	Exp. Date (Manufacturer)	Aliquot From Stock	Final Volume	Solvent	Final Standard Conc. (ug/mL)
Diesel Fuel #2	Restek	31258	50,000	A016448 5-52822	9/3/2022	10/31/2027	400uL	10mL	MC	2000
Motor Oil	Restek	31464	50,000	A016884 2-52820 and A016651 0-52817	10/6/2021	12/31/2027	400uL			2000
THC Surrogate	Phenova	ALO-130161	600	CL16893 52835	10/6/2021	5/31/2026	1666uL			100

**Diesel / Motor Oil Calibration Standard**

Prepared: 12/9/2021

Prepared By (Initials): KA

Expires: 5/31/2026

Methylene

e

Chloride

Lot No. 61117

Initial Standard Information							Final Standard			
Name of Initial Standard (QAU Label)	Supplier	Supplier Part No.	Conc. (ug/mL)	Lot Number - QA Number	Exp. Date (1 yr.)	Exp. Date (Manufacturer)	Aliquot From Stock	Final Volume	Solvent	Final Standard Conc. (ug/mL)
Diesel Fuel #2	Restek	31258	50,000	A0164586-53276, 53275, 53277, and 53278	See man. Exp date	10/31/2027	400uL	10mL	MC	2000
Motor Oil	Restek	31464	50,000	A0168842-52820		3/31/2028	400uL			2000
THC Surrogate	Phenova	ALO-130161	600	CL16893-53203		5/31/2026	1666uL			100

<b>THC Surrogate</b>										
<b>Prepared: 11/3/2021</b>							<b>KA</b>			
<b>Expires: 5/31/2026</b>										
Initial Standard Information							Final Standard			
Name of Initial Standard (QAU Label)	Supplier	Supplier Part No.	Conc. (ug/mL)	Lot Number - QA Number	Exp. Date (1 yr.)	Exp. Date (Manufacturer)	Aliquot From Stock	Final Volume	Solvent	Final Standard Conc. (ug/mL)
O-terphenyl / Octacosane Mix	Phenova	ALO-130161	600	CL16893-52840	See ma. Date	5/31/2026	N/A	N/A	N/A	600

**Decanoic Acid Calibration Curve**

Prepared: 9/11/2021

Prepared By (Initials): KA

Expires: 7/12/2022

Methylene

e

Chloride

Lot No. 61117

Initial Standard Information							Final Standard			
Name of Initial Standard (QAU Label)	Supplier	APPL Mix Name	Conc. (ug/mL)	Reference To APPL Prep Date	Exp. Date	Exp. Date (Manufacturer)	Allquot From Stock	Final Volume	Solvent	Final Standard Conc. (ug/mL)
Decanoic Acid STD	O2SI	Decanoic Acid-1	60	Prepared 9/11/21	7/12/2022	N/A	50uL	1mL	MC	3
		Decanoic Acid-2					100uL	1mL	MC	6
		Decanoic Acid-3					400uL	1mL	MC	24
		Decanoic Acid-4					600uL	1mL	MC	36
		Decanoic Acid-5					800uL	1mL	MC	48
		Decanoic Acid-6					100uL	100uL	N/A	60

**Decanoic Acid Spike**Prepared: 11/19/2021Prepared By (Initials): KAExpires: 7/8/2024

Initial Standard Information							Final Standard			
Name of Initial Standard (QAU Label)	Supplier	Supplier Part No.	Conc. (ug/mL)	Lot Number - QA Number	Exp. Date (1 yr.)	Exp. Date (Manufacturer)	Aliquot From Stock	Final Volume	Solvent	Final Standard Conc. (ug/mL)
Decanoic Acid Spike	Absolute	72766	1,000	070821-52698	See man. Exp date	7/8/2024	N/A	N/A	N/A	1,000

**Decanoic Acid CCV**

Prepared: 11/5/2021

Prepared By (Initials): KA

Expires: 7/8/2024

Methylene

e

Chloride

Lot No. 61117

## Initial Standard Information

## Final Standard Information

Name of Initial Standard (QAU Label)	Supplier	Supplier Part No.	Conc. (ug/mL)	Lot Number - QA Number	Exp. Date	Exp. Date (Manufacturer)	Aliquot From Stock	Final Volume	Solvent	Final Standard Conc. (ug/mL)
Decanoic Acid	O2SI	72766	1,000	070821-52989	See man. Exp date	7/8/2024	360uL	10mL	MC	36

# Organic Extraction Worksheet

<b>Method</b>	Continuous Liq/Liq TPH- 3520C w/SGC	<b>Extraction Set</b>	211122A	<b>Extraction Method</b>	LIQ005SGC	<b>Units</b>	mL
Spiked ID 1	Diesel Motor Oil Mix 10-30-21 10-31-27	Surrogate ID 1	THC Surrogate 11-3-21 11-3-22				
Spiked ID 2	Decanoic 1000ug/mL Acid Solution 11-19-21 11-19-22	Surrogate ID 2					
Spiked ID 3		Surrogate ID 3					
Spiked ID 4		Surrogate ID 4					
Spiked ID 5		Surrogate ID 5					
Spiked ID 6		Sufficient Vol for Matrix QC:		NO			
Spiked ID 7		Ext. Start Time:		11/22/21 13:08			
Spiked ID 8		Ext. End Time:		11/23/21 7:09			
		<b>GC Requires Extract By:</b>					
pH1	2	11/22/21 11:50		Water Bath Temp 1 °C		41/ 40.1 °C	
pH2				Water Bath Temp 2 °C		35/ 36.1	
pH3				Water Bath Temp 3 °C		34/ 33.5 °C	

Spiked By: SR

Date 11/22/2021

Witnessed By: AGM

Date 11/22/2021

Sample	Sample Container	Spike Amount	Spike ID	Surrogate Amount	Surrogate ID	Extract Amount	Final Volume	pH	Extract Date/Time	Comments
1 211122A Blk		0.050	2	0.250	1	1000	5	2	11/22/21 11:52	*
					equip	E-HP3 E-WB1				
2 211122A LCS-1		0.080,0.050	1,2	0.250	1	1000	5	2	11/22/21 11:52	*
					equip	E-HP4 E-WB2				
3 211122A LCSD-1		0.080,0.050	1,2	0.250	1	1000	5	2	11/22/21 11:52	*
					equip	E-HP6 E-WB3				
4 BA46714	BA46714W09	0.050	2	0.250	1	1050	5	2	11/22/21 11:52	98278 *
					equip	E-HP7 E-WB1				
5 BA46716	BA46716W09	0.050	2	0.250	1	1020	5	2	11/22/21 11:52	98285 *
					equip	E-HP8 E-WB2				
6 BA46717	BA46717W08	0.050	2	0.250	1	1020	5	2	11/22/21 11:52	98285 *
					equip	E-HP9 E-WB3				
7 BA46821	BA46821W09	0.050	2	0.250	1	950	5	2	11/22/21 11:52	98300 *
					equip	E-HP10 E-WB1				
8 BA46823	BA46823W09	0.050	2	0.250	1	1020	5	2	11/22/21 11:52	98300 *
					equip	E-HP11 E-WB2				
9 BA46827	BA46827W09	0.050	2	0.250	1	1030	5	2	11/22/21 11:52	98299 *
					equip	E-HP12 E-WB3				
10 BA46829	BA46829W09	0.050	2	0.250	1	1040	5	2	11/22/21 11:52	98299 *
					equip	E-HP13 E-WB1				

Solvent and Lot#	
1+1 HCL (5mLs)	60282
PH Strips	HC155968
Dichloromethane (DCM)	61117
Filter Paper	400202
Sodium Sulfate	2021071206
SILICA GEL (*)	050627T

Extraction COC Transfer	
Extraction lab employee Initials	KY
GC analyst's initials	KA
Date	
Time	
Refrigerator	Hobart

Technician's Initials	
Scanned By	SR
Sample Preparation	SR
Extraction	SR
Concentration	SR
Modified	11/29/2021 6:45:31 AM

Reviewed By: KY

Date 11/29/2021

## Injection Log

Directory: G:\APOLLO\DATA\210911\

Line	Vial	FileName	Multiplier	SampleName	Misc Info	Injected
1	2	911002.D	1	Decanoic Acid STD 1	water	9-11-21 10:22:53
2	3	911003.D	1	Decanoic Acid STD 2	water	9-11-21 10:51:11
3	4	911004.D	1	Decanoic Acid STD 3	water	9-11-21 11:19:39
4	5	911005.D	1	Decanoic Acid STD 4	water	9-11-21 11:48:04
5	6	911006.D	1	Decanoic Acid STD 5	water	9-11-21 12:16:37
6	7	911007.D	1	Decanoic Acid STD 6	water	9-11-21 12:45:02
7	3	1028003.D	1	DMO STD 1 10/28/21	water	10-28-21 9:19:03
8	4	1028004.D	1	DMO STD 2 10/28/21	water	10-28-21 9:47:06
9	5	1028005.D	1	DMO STD 3 10/28/21	water	10-28-21 10:15:13
10	6	1028006.D	1	DMO STD 4 10/28/21	water	10-28-21 10:43:31
11	7	1028007.D	1	DMO STD 5 10/28/21	water	10-28-21 11:11:42
12	8	1028008.D	1	DMO STD 6 10/28/21	water	10-28-21 11:39:55
13	9	1028009.D	1	DMO STD 7 10/28/21	water	10-28-21 12:08:10
14	10	1028010.D	1	DMO Second Source 10/28/21	water	10-28-21 12:36:26
15	62	1202062.D	1	DMO STD DF2 10/06/21	water	12-3-21 18:55:09
16	63	1202063.D	1	Decanoic Acid CCV 11/05/21	water	12-3-21 19:23:21
17	66	1202066.D	5	211122A BLK 5/1000 SG	water	12-3-21 20:47:51
18	67	1202067.D	5	211122A LCS-1 5/1000 SG	water	12-3-21 21:16:03
19	68	1202068.D	5	211122A LCSD-1 5/1000 SG	water	12-3-21 21:44:13
20	82	1202082.D	1	DMO STD DF2 10/06/21	water	12-4-21 4:18:20
21	83	1202083.D	1	Decanoic Acid CCV 11/05/21	water	12-4-21 4:46:28
22	4	1212006.D	1	DMO Calibration 1 12/12/21	Water	12-12-21 16:08:57
23	5	1212007.D	1	DMO Calibration 2 12/12/21	Water	12-12-21 16:37:14
24	6	1212008.D	1	DMO Calibration 3 12/12/21	Water	12-12-21 17:05:32
25	7	1212009.D	1	DMO Calibration 4 12/12/21	Water	12-12-21 17:33:48
26	8	1212010.D	1	DMO Calibration 5 12/12/21	Water	12-12-21 18:02:04
27	9	1212011.D	1	DMO Calibration 6 12/12/21	Water	12-12-21 18:30:20
28	10	1212012.D	1	DMO Calibration 7 12/12/21	Water	12-12-21 18:58:36
29	11	1212013.D	1	DMO Second Source 10/28/21	Water	12-12-21 19:26:51
30	3	1213003.D	1	DMO STD DF2 12/09/21	Water	12-13-21 14:20:32
31	4	1213004.D	1	Decanoic Acid CCV 11/05/21	Water	12-13-21 14:48:36
32	27	1213027.D	5.26316	BA46821W09 5/950 SG	Water	12-14-21 12:57:38
33	28	1213028.D	4.90196	BA46823W09 5/1020 SG	Water	12-14-21 13:25:49
34	32	1213032.D	1	DMO STD DF2 12/09/21	Water	12-14-21 15:29:14
35	33	1213033.D	1	Decanoic Acid CCV 11/05/21	Water	12-14-21 15:57:22



**ORGANICS**  
**Calibration Data**

TPH Extractables  
DOC1028

Form 6  
Initial Calibration

Lab Name: APPL, Inc.  
Case No: \_\_\_\_\_  
Matrix: Water

SDG No: \_\_\_\_\_  
Initial Cal. Date: 10/28/2021  
Instrument: Apollo

Initials: KA

1028003.D    1028004.D    1028005.D    1028006.D    1028007.D    1028008.D    1028009.D

	Compound	1	2	3	4	5	6	7				Avg	%RSD	Type	r <sup>2</sup>	Q
1	HATM Diesel (C10-C24)	2983809	2406563	2517872	2418941	2337993	2387715	2563791				2516669	8.7	HATM		
2	HBTML Motor Oil (C24-C40)	5192328	3260715	2065863	1824592	1695984	1676117	1728658				2492037	53	HBTM	1.000	
3	SA Ortho-Terphenyl(S)	3637234	3178668	3119876	3035678	2926966	2905323	3088794				3127505	7.9	SA		
4	SA Octacosane(S)	2469203	2170507	2286410	2275552	2170413	2171254	2286658				2261428	4.8	SA		
5																
6																
7																
8																
9																
10																
11																
12																
13																
14																
15																
16																
17																
18																
19																
20																
21																
22																
23																
24																
25																
26																
27																
28																
29																
30																
31																
32																
33																
34																
35																

2.118919

Quantitation Report (Not Reviewed)

Data File : G:\APOLLO\DATA\211028\1028003.D Vial: 3  
 Acq On : 10-28-21 9:19:03 Operator: KA  
 Sample : DMO STD 1 10/28/21 Inst : Apollo  
 Misc : water Multiplr: 1.00  
 IntFile : events.e  
 Quant Time: Oct 28 15:39 2021 Quant Results File: DOC1028.RES

Method : G:\APOLLO\DATA\211028\DOC1028.M (Chemstation Integrator)  
 Title : 8015 B&C  
 Last Update : Thu Oct 28 15:39:11 2021  
 Response via : Multiple Level Calibration

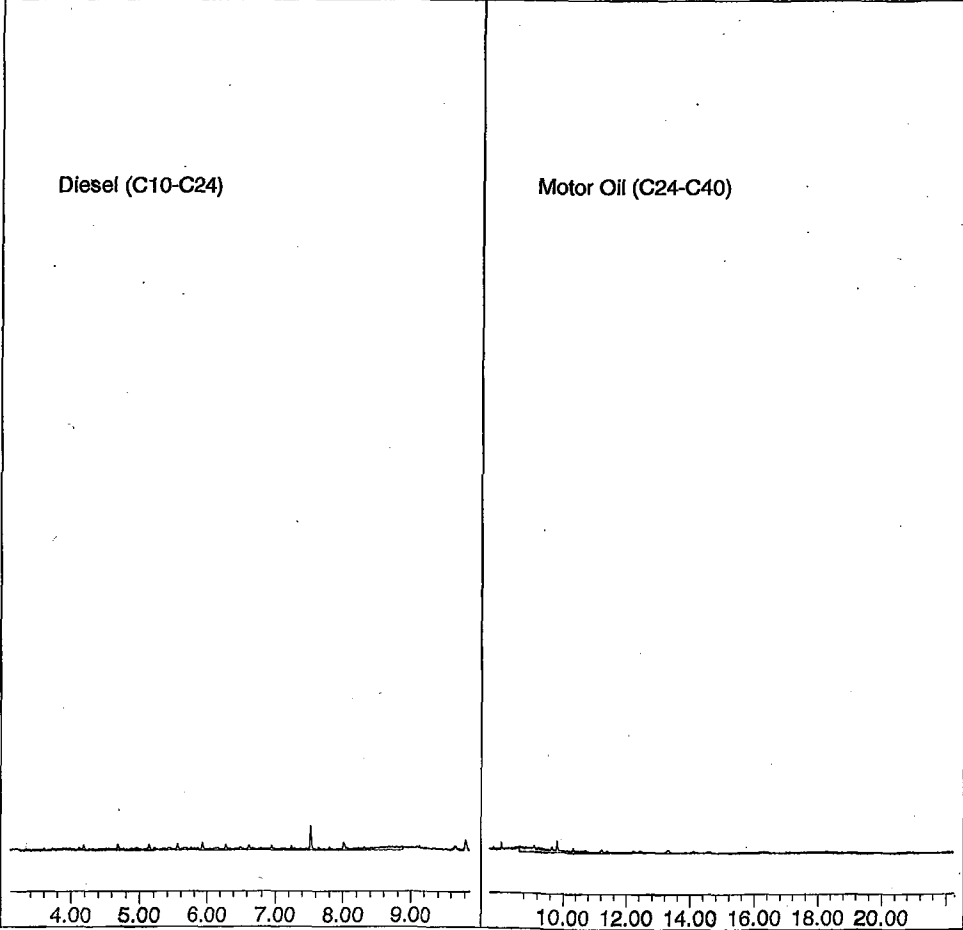
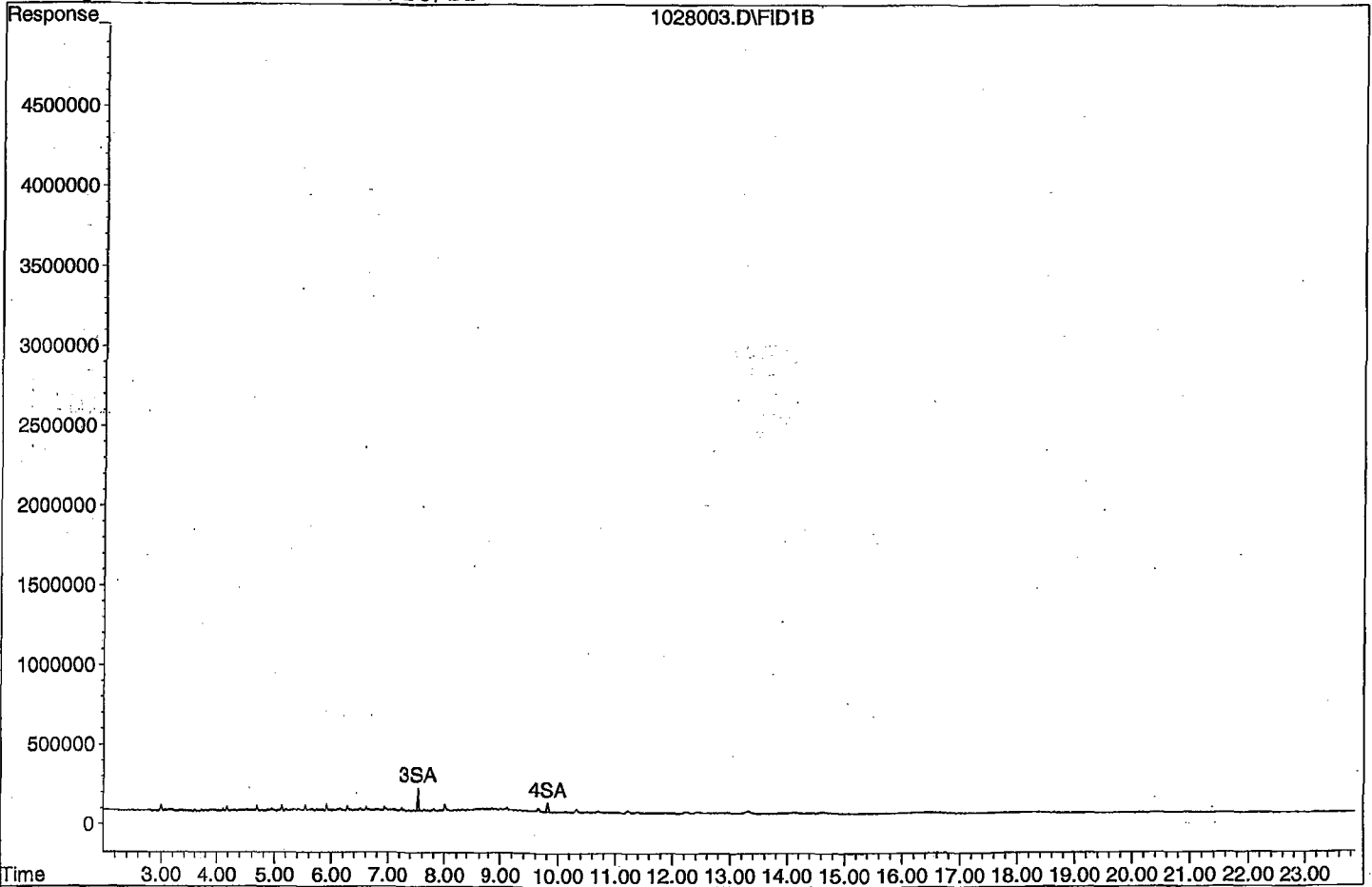
Volume Inj. : 2UL  
 Signal Phase : DB-5  
 Signal Info : FID02A

Compound	R.T.	Response	Conc Units
System Monitoring Compounds			
3) SA Ortho-Terphenyl(S)	7.53	1818617	0.291 ppb
Surrogate Spike 30.000		Recovery =	0.97%
4) SA Octacosane(S)	9.82	1234601	0.273 ppb
Surrogate Spike 30.000		Recovery =	0.91%
Target Compounds			
1) HATM Diesel (C10-C24)	6.49	29838086	5.928 ppb
2) HBTM Motor Oil (C24-C40)	14.96	51923283	5.234 ppb
Target Compounds			

Quantitation Report

Data File: G:\APOLLO\DATA\211028\1028003.D

Sample : DMO STD 1 10/28/21



Data File : G:\APOLLO\DATA\211028\1028004.D Vial: 4  
 Acq On : 10-28-21 9:47:06 Operator: KA  
 Sample : DMO STD 2 10/28/21 Inst : Apollo  
 Misc : water Multiplr: 1.00  
 IntFile : events.e  
 Quant Time: Oct 28 15:39 2021 Quant Results File: DOC1028.RES

Method : G:\APOLLO\DATA\211028\DOC1028.M (Chemstation Integrator)  
 Title : 8015 B&C  
 Last Update : Thu Oct 28 15:39:11 2021  
 Response via : Multiple Level Calibration

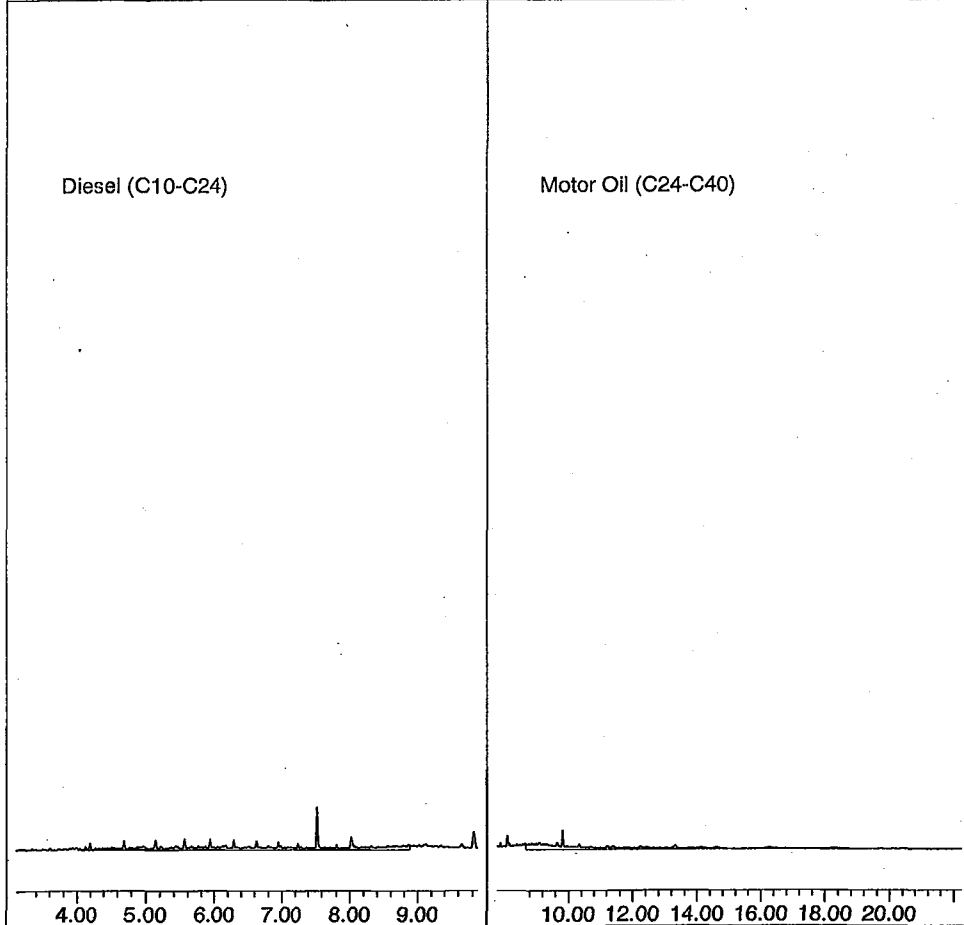
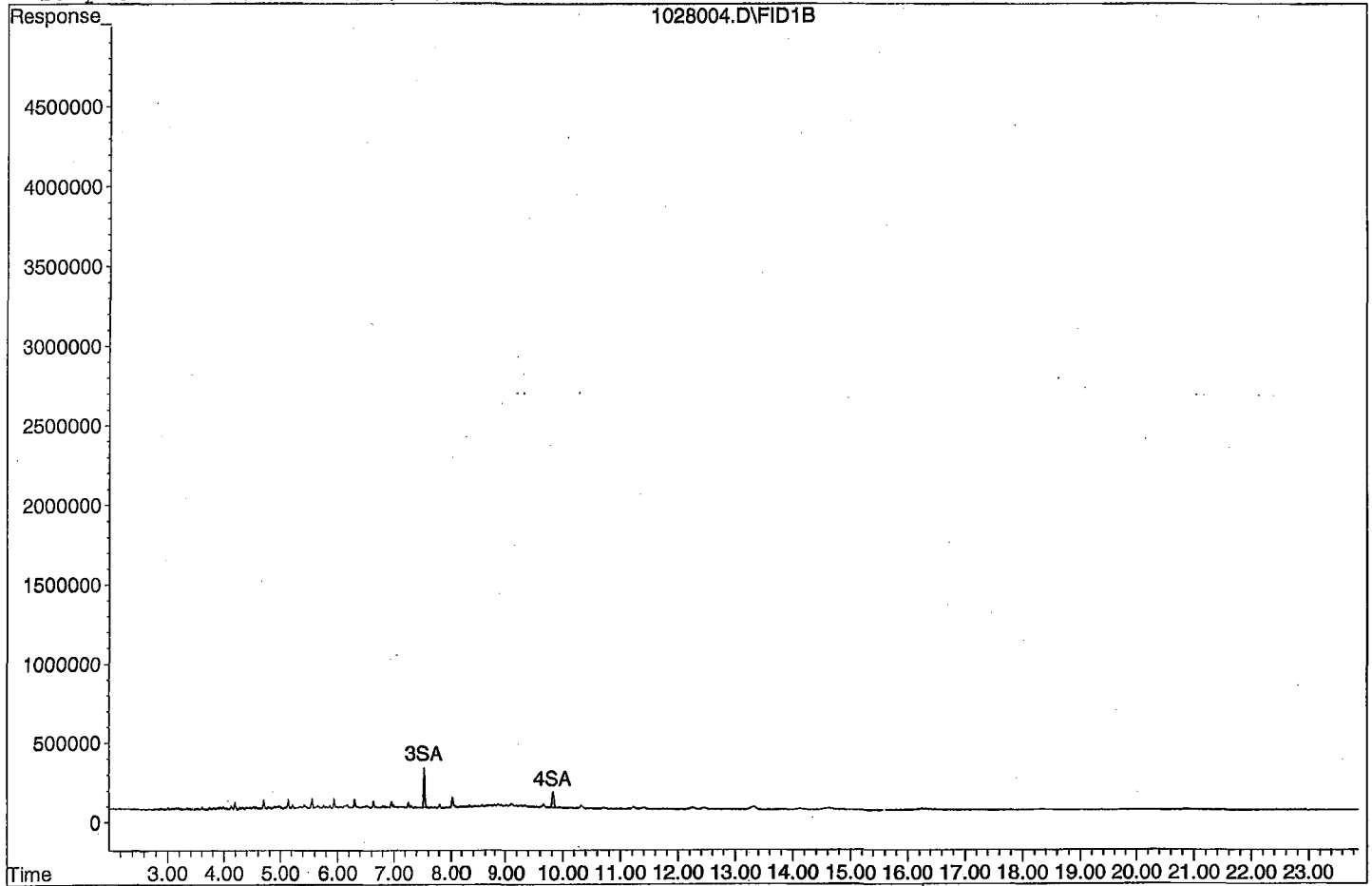
Volume Inj. : 2UL  
 Signal Phase : DB-5  
 Signal Info : FID02A

Compound	R.T.	Response	Conc Units
System Monitoring Compounds			
3) SA Ortho-Terphenyl(S)	7.53	3178668	0.508 ppb
Surrogate Spike 30.000		Recovery =	1.69%
4) SA Octacosane(S)	9.82	2170507	0.480 ppb
Surrogate Spike 30.000		Recovery =	1.60%
Target Compounds			
1) HATM Diesel (C10-C24)	6.49	48131263	9.562 ppb
2) HBTM Motor Oil (C24-C40)	14.96	65214303	9.152 ppb
Target Compounds			

Quantitation Report

Data File: G:\APOLLO\DATA\211028\1028004.D

Sample : DMO STD 2 10/28/21



Quantitation Report (Not Reviewed)

Data File : G:\APOLLO\DATA\211028\1028005.D Vial: 5  
 Acq On : 10-28-21 10:15:13 Operator: KA  
 Sample : DMO STD 3 10/28/21 Inst : Apollo  
 Misc : water Multiplr: 1.00  
 IntFile : events.e  
 Quant Time: Oct 28 15:39 2021 Quant Results File: DOC1028.RES

Method : G:\APOLLO\DATA\211028\DOC1028.M (Chemstation Integrator)  
 Title : 8015 B&C  
 Last Update : Thu Oct 28 15:39:11 2021  
 Response via : Multiple Level Calibration

Volume Inj. : 2UL  
 Signal Phase : DB-5  
 Signal Info : FID02A



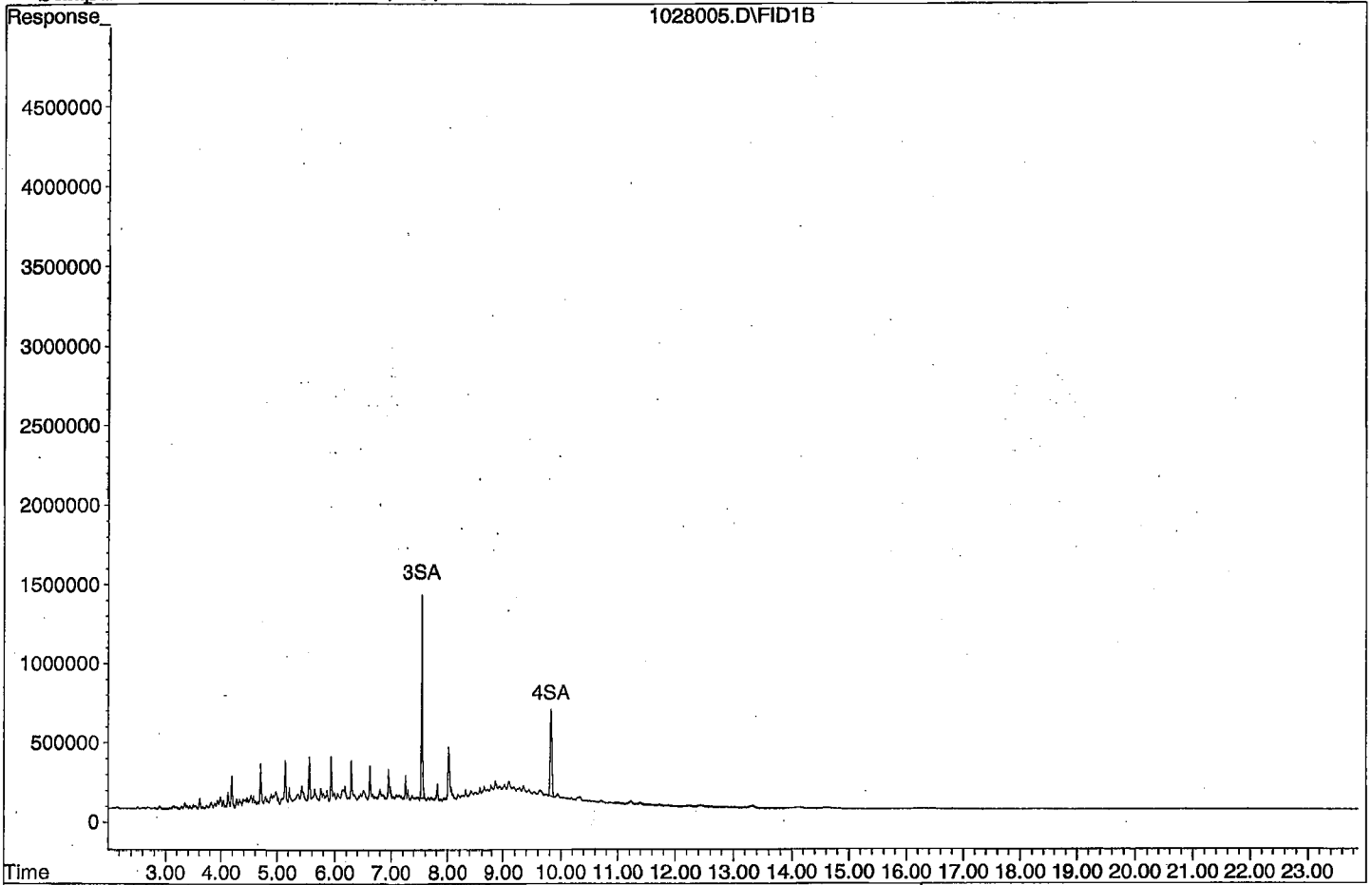
Compound	R.T.	Response	Conc Units
System Monitoring Compounds			
3) SA Ortho-Terphenyl (S)	7.53	15599382	2.494 ppb
Surrogate Spike 30.000		Recovery =	8.31%
4) SA Octacosane (S)	9.82	11432050	2.528 ppb
Surrogate Spike 30.000		Recovery =	8.43%
Target Compounds			
1) HATM Diesel (C10-C24)	6.49	251787231	50.024 ppb
2) HBTM Motor Oil (C24-C40)	14.96	206586322	50.832 ppb

Target Compounds

Quantitation Report

Data File: G:\APOLLO\DATA\211028\1028005.D

Sample : DMO STD 3 10/28/21





Quantitation Report (Not Reviewed)

Data File : G:\APOLLO\DATA\211028\1028006.D Vial: 6  
 Acq On : 10-28-21 10:43:31 Operator: KA  
 Sample : DMO STD 4 10/28/21 Inst : Apollo  
 Misc : water Multiplr: 1.00  
 IntFile : events.e  
 Quant Time: Oct 28 15:39 2021 Quant Results File: DOC1028.RES

Method : G:\APOLLO\DATA\211028\DOC1028.M (Chemstation Integrator)  
 Title : 8015 B&C  
 Last Update : Thu Oct 28 15:39:11 2021  
 Response via : Multiple Level Calibration

Volume Inj. : 2UL  
 Signal Phase : DB-5  
 Signal Info : FID02A

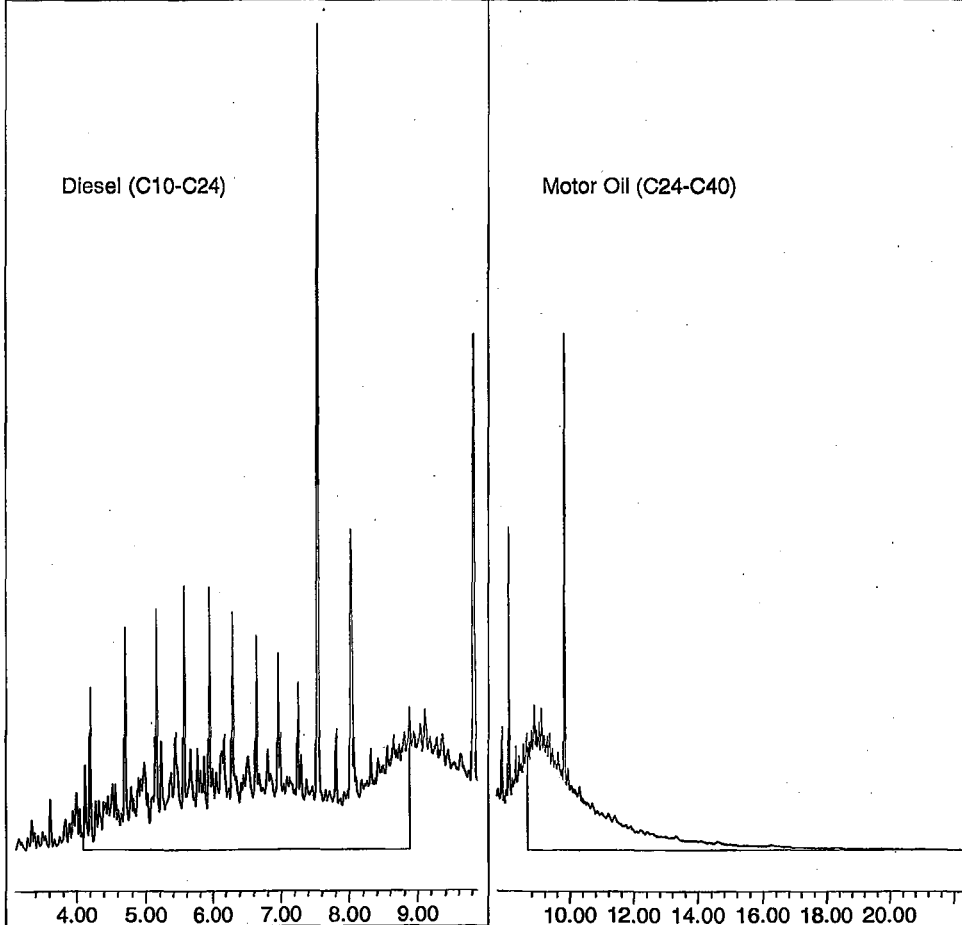
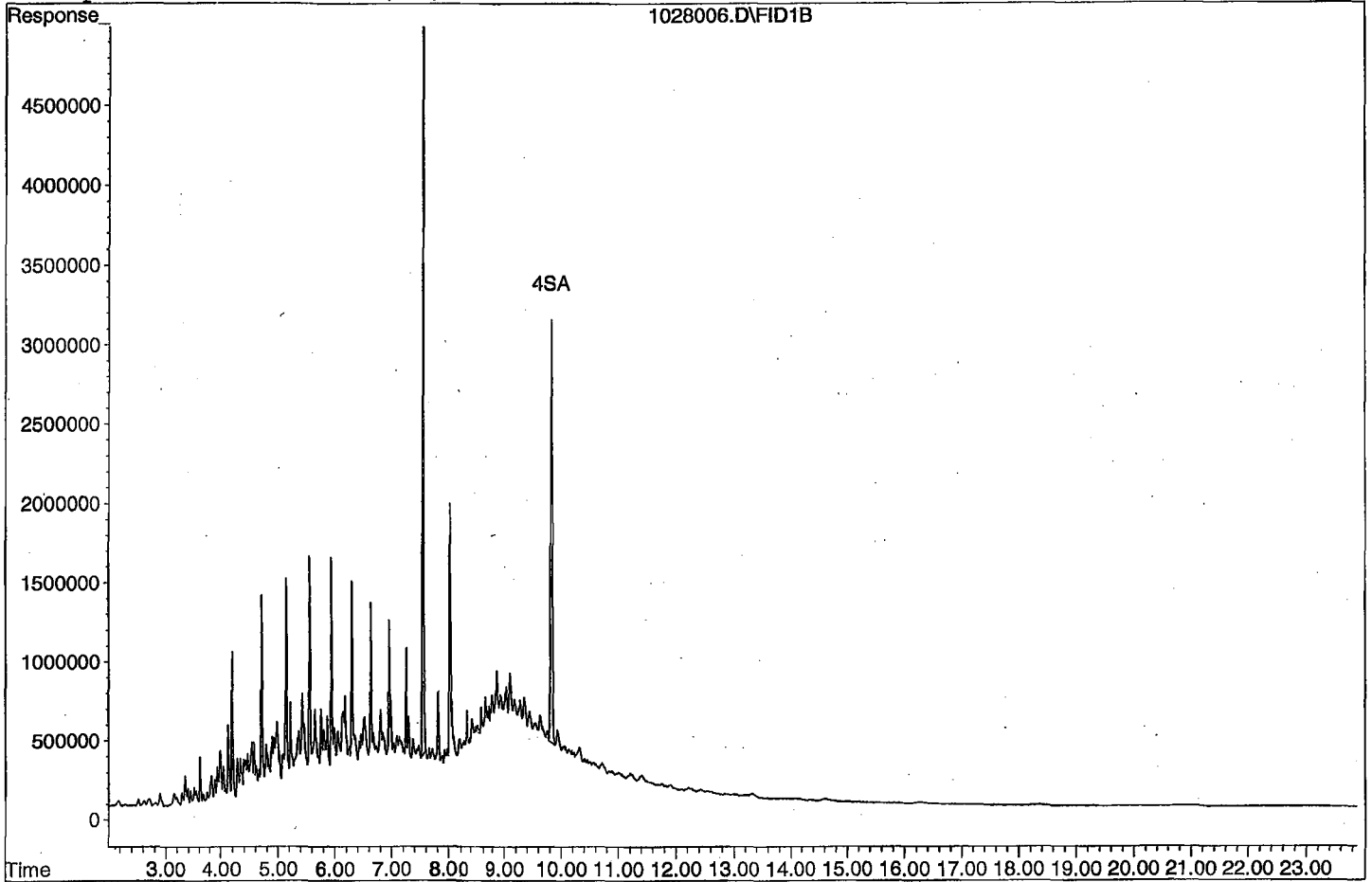
Compound	R.T.	Response	Conc Units
System Monitoring Compounds			
3) SA Ortho-Terphenyl(S)	7.53	75891940	12.133 ppb
Surrogate Spike 30.000		Recovery =	40.44%
4) SA Octacosane(S)	9.82	56888797	12.578 ppb
Surrogate Spike 30.000		Recovery =	41.93%
Target Compounds			
1) HATM Diesel (C10-C24)	6.49	1209470396	240.292 ppb
2) HBTM Motor Oil (C24-C40)	14.96	912296132	258.892 ppb

Target Compounds

Quantitation Report

Data File: G:\APOLLO\DATA\211028\1028006.D

Sample : DMO STD 4 10/28/21



Quantitation Report (Not Reviewed)

Data File : G:\APOLLO\DATA\211028\1028007.D Vial: 7  
 Acq On : 10-28-21 11:11:42 Operator: KA  
 Sample : DMO STD 5 10/28/21 Inst : Apollo  
 Misc : water Multiplr: 1.00  
 IntFile : events.e  
 Quant Time: Oct 28 15:39 2021 Quant Results File: DOC1028.RES

Method : G:\APOLLO\DATA\211028\DOC1028.M (Chemstation Integrator)  
 Title : 8015 B&C  
 Last Update : Thu Oct 28 15:39:11 2021  
 Response via : Multiple Level Calibration

Volume Inj. : 2UL  
 Signal Phase : DB-5  
 Signal Info : FID02A

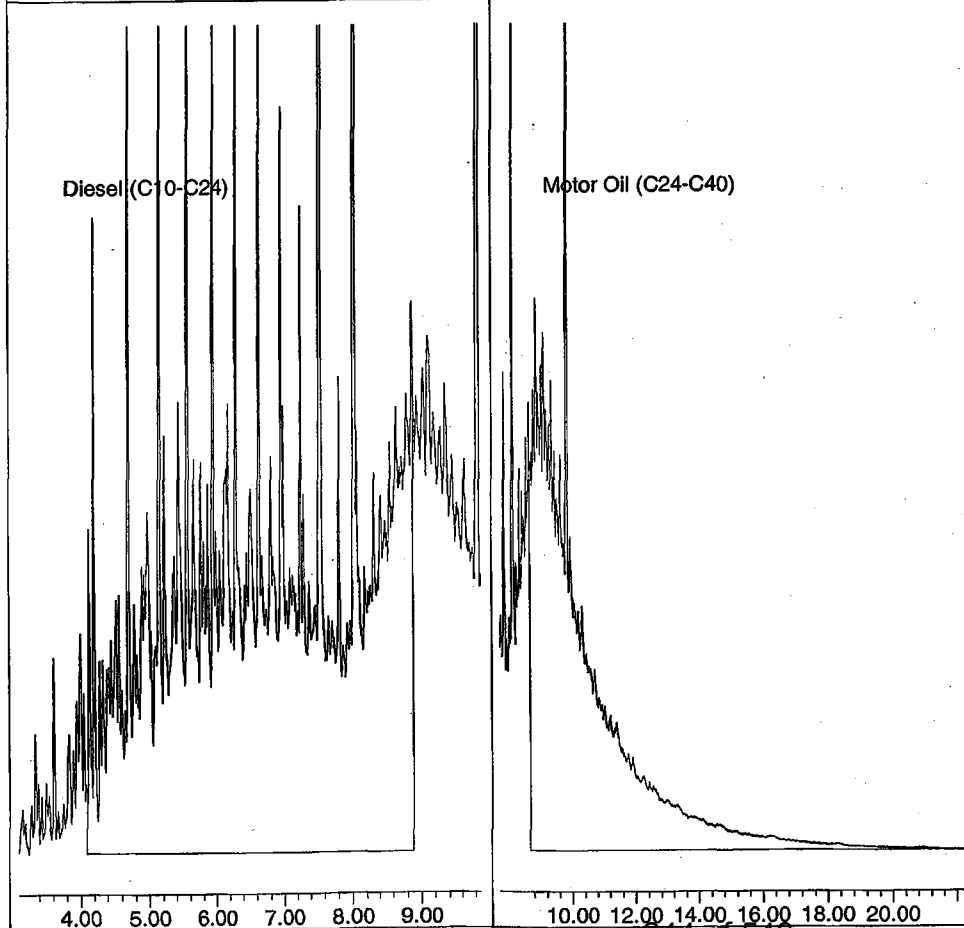
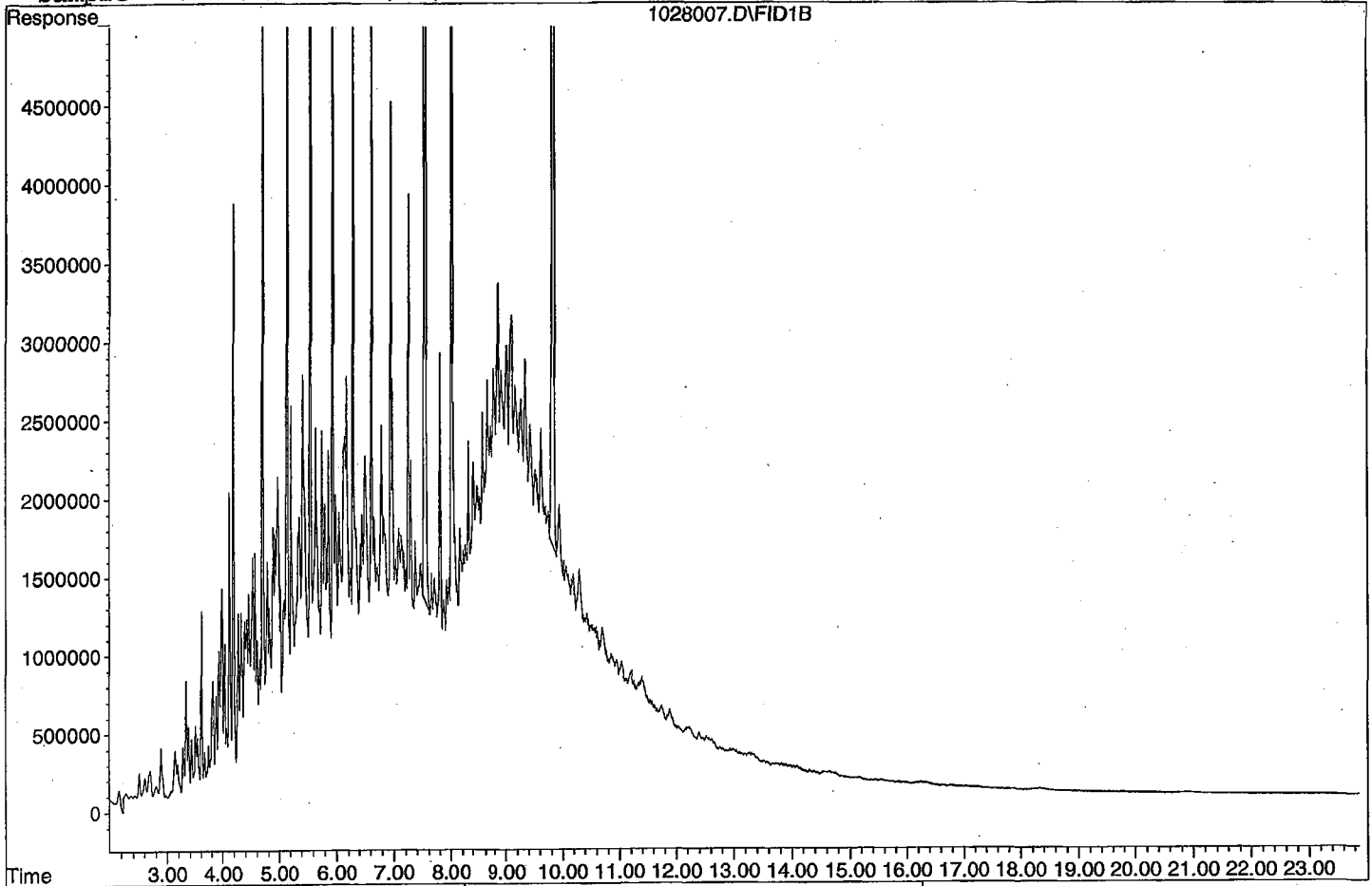
Compound	R.T.	Response	Conc Units
System Monitoring Compounds			
3) SA Ortho-Terphenyl(S)	7.54	292696553	46.794 ppb
Surrogate Spike 30.000		Recovery =	155.98%
4) SA Octacosane(S)	9.83	217041298	47.988 ppb
Surrogate Spike 30.000		Recovery =	159.96%
Target Compounds			
1) HATM Diesel (C10-C24)	6.49	4675985227	929.003 ppb
2) HBTM Motor Oil (C24-C40)	14.96	3391967397	989.959 ppb

Target Compounds

Quantitation Report

Data File: G:\APOLLO\DATA\211028\1028007.D

Sample : DMO STD 5 10/28/21



244 Of 543

Quantitation Report (Not Reviewed)

Data File : G:\APOLLO\DATA\211028\1028008.D Vial: 8  
 Acq On : 10-28-21 11:39:55 Operator: KA  
 Sample : DMO STD 6 10/28/21 Inst : Apollo  
 Misc : water Multiplr: 1.00  
 IntFile : events.e  
 Quant Time: Oct 28 15:39 2021 Quant Results File: DOC1028.RES

Method : G:\APOLLO\DATA\211028\DOC1028.M (Chemstation Integrator)  
 Title : 8015 B&C  
 Last Update : Thu Oct 28 15:39:11 2021  
 Response via : Multiple Level Calibration

Volume Inj. : 2UL  
 Signal Phase : DB-5  
 Signal Info : FID02A

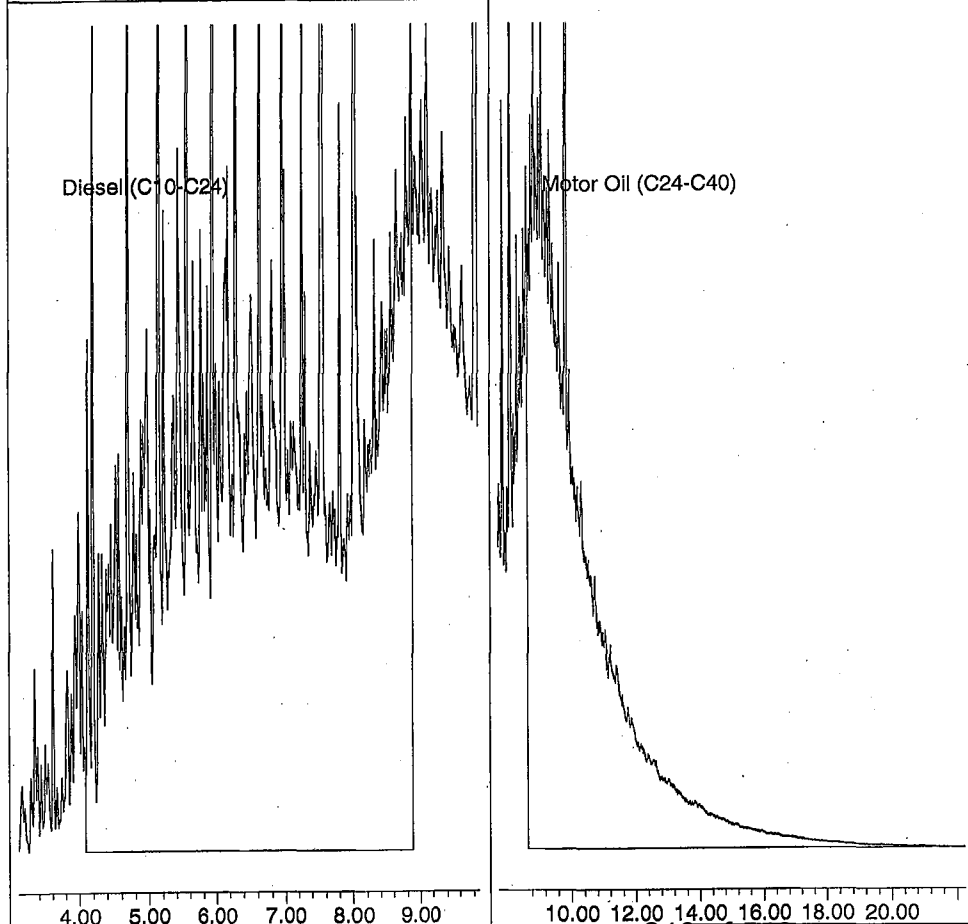
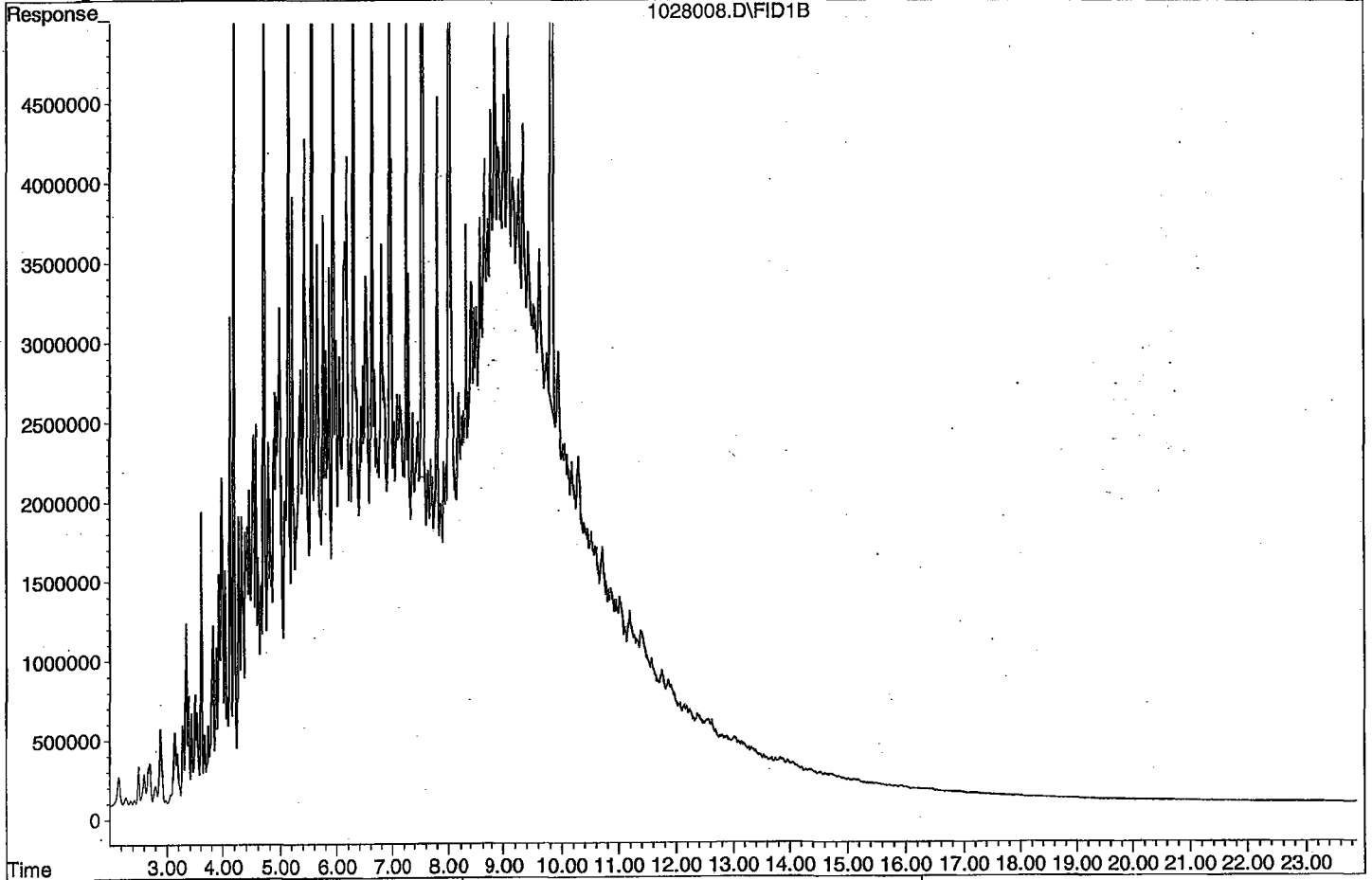
Compound	R.T.	Response	Conc Units
System Monitoring Compounds			
3) SA Ortho-Terphenyl(S)	7.54	435798382	69.672 ppb
Surrogate Spike 30.000		Recovery =	232.24%
4) SA Octacosane(S)	9.84	325688048	72.009 ppb
Surrogate Spike 30.000		Recovery =	240.03%
Target Compounds			
1) HATM Diesel (C10-C24)	6.49	7163144090	1423.140 ppb
2) HBTM Motor Oil (C24-C40)	14.96	5028351305	1472.405 ppb
Target Compounds			

Quantitation Report

Data File: G:\APOLLO\DATA\211028\1028008.D

Sample : DMO STD 6 10/28/21

1028008.D\FID1B



246 of 543

Quantitation Report (Not Reviewed)

Data File : G:\APOLLO\DATA\211028\1028009.D Vial: 9  
 Acq On : 10-28-21 12:08:10 Operator: KA  
 Sample : DMO STD 7 10/28/21 Inst : Apollo  
 Misc : water Multiplr: 1.00  
 IntFile : events.e  
 Quant Time: Oct 28 15:39 2021 Quant Results File: DOC1028.RES

Method : G:\APOLLO\DATA\211028\DOC1028.M (Chemstation Integrator)  
 Title : 8015 B&C  
 Last Update : Thu Oct 28 15:39:11 2021  
 Response via : Multiple Level Calibration

Volume Inj. : 2UL  
 Signal Phase : DB-5  
 Signal Info : FID02A

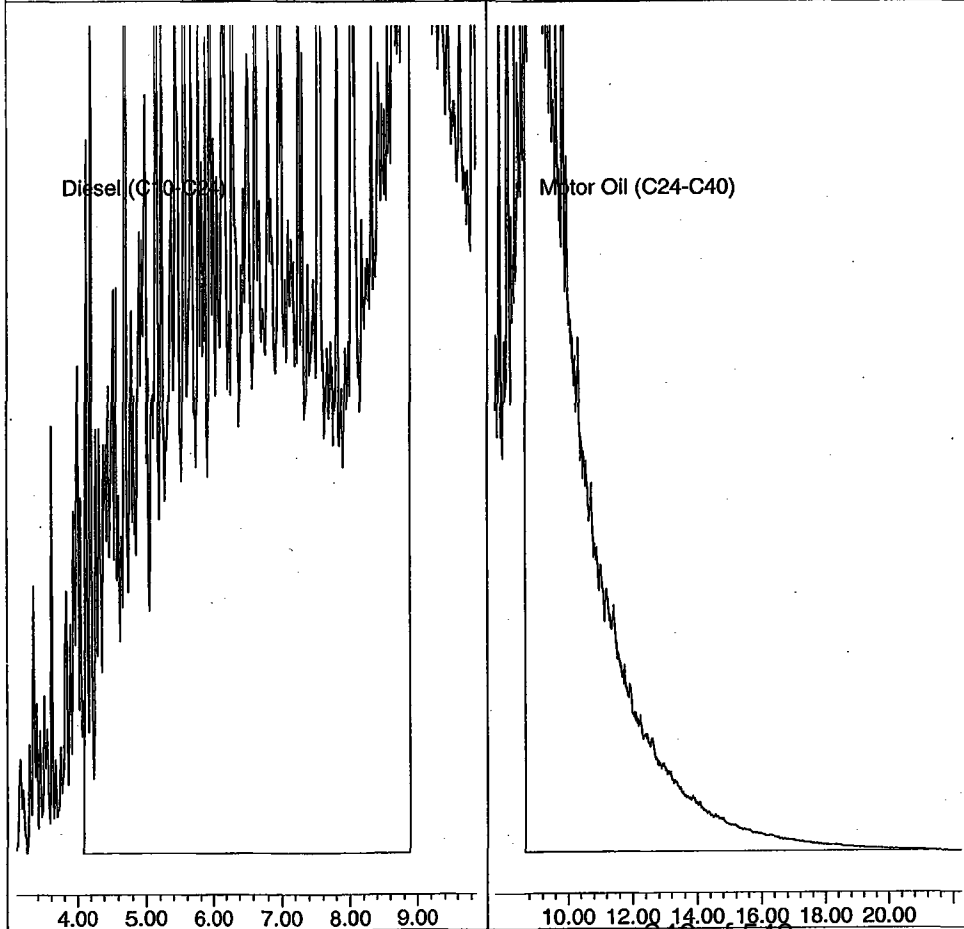
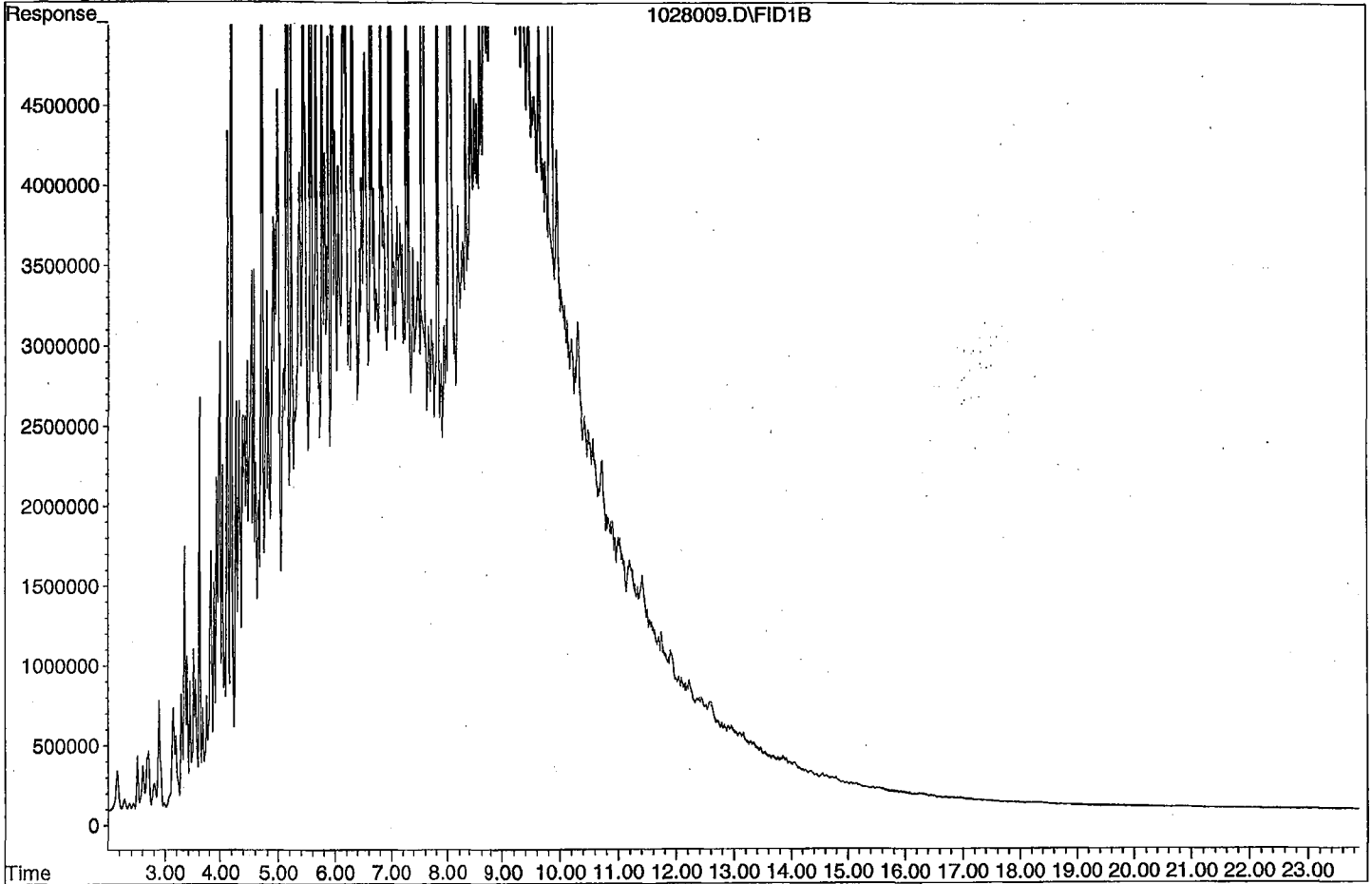
Compound	R.T.	Response	Conc Units
<b>System Monitoring Compounds</b>			
3) SA Ortho-Terphenyl(S)	7.54	617758709	98.762 ppb
Surrogate Spike 30.000		Recovery =	329.21%
4) SA Octacosane(S)	9.85	457331573	101.116 ppb
Surrogate Spike 30.000		Recovery =	337.05%
<b>Target Compounds</b>			
1) HATM Diesel (C10-C24)	6.49	10255165539	2037.448 ppb
2) HBTM Motor Oil (C24-C40)	14.96	6914631831	2028.526 ppb

Target Compounds

Quantitation Report

Data File: G:\APOLLO\DATA\211028\1028009.D

Sample : DMO STD 7 10/28/21





TPH Extractables  
DOC1028

Form 7

Second Source Calibration

Lab Name: APPL, Inc.  
Case No: \_\_\_\_\_  
Matrix: Water

SDG No: \_\_\_\_\_  
Date Analyzed: 10/28/2021  
Instrument: Apollo  
Initial Cal. Date: 10/28/2021  
Data File: 1028010.D

	Compound	MEAN	CCRF	%D	%Drift	
1	HATM Diesel (C10-C24)	2516670	2266400	9.9	HATM	
2	HBTM Motor Oil (C24-C40)	2492040	1663520	33	HBTML	5.9
3						
4						
5						
6						
7						
8						
9						
10						
11						
12						
13						
14						
15						
16						
17						
18						
19						
20						
21						
22						
23						
24						
25						
26						
27						
28						
29						
30						
31						
32						
33						
34						
35						
36						
37						
38						
39						
40						

Average

21.5

Quantitation Report (Not Reviewed)

Data File : G:\APOLLO\DATA\211028\1028010.D Vial: 10  
 Acq On : 10-28-21 12:36:26 Operator: KA  
 Sample : DMO Second Source 10/28/21 Inst : Apollo  
 Misc : water Multiplr: 1.00  
 IntFile : events.e  
 Quant Time: Oct 28 15:39 2021 Quant Results File: DOC1028.RES

Method : G:\APOLLO\DATA\211028\DOC1028.M (Chemstation Integrator)  
 Title : 8015 B&C  
 Last Update : Thu Oct 28 15:39:11 2021  
 Response via : Multiple Level Calibration

Volume Inj. : 2UL  
 Signal Phase : DB-5  
 Signal Info : FID02A

Compound	R.T.	Response	Conc Units
System Monitoring Compounds			
3) SA Ortho-Terphenyl(S)	7.53	4250105	0.679 ppb
Surrogate Spike 30.000		Recovery =	2.26%
4) SA Octacosane(S)	9.83	-3553	N.D. ppb
Surrogate Spike 30.000		Recovery =	0.00%
Target Compounds			
1) HATM Diesel (C10-C24)	6.49	1133202337	225.139 ppb
2) HBTM Motor Oil (C24-C40)	14.96	831758038	235.148 ppb


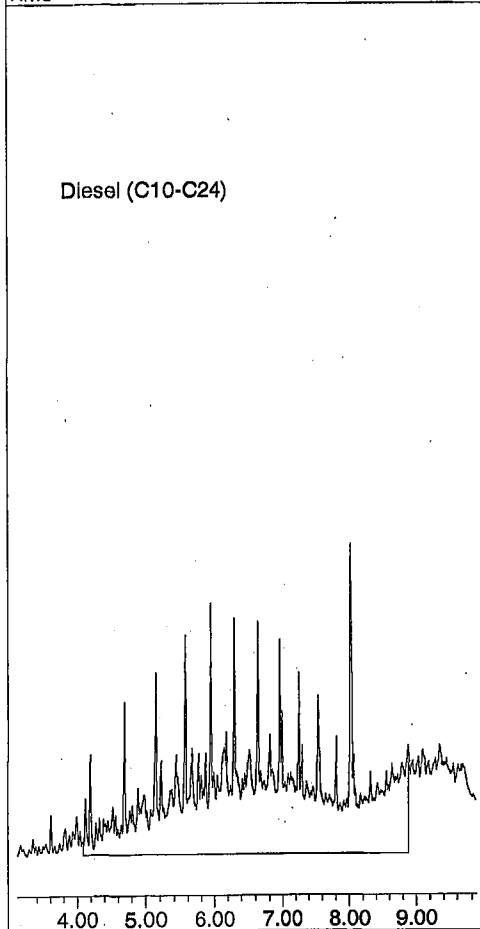
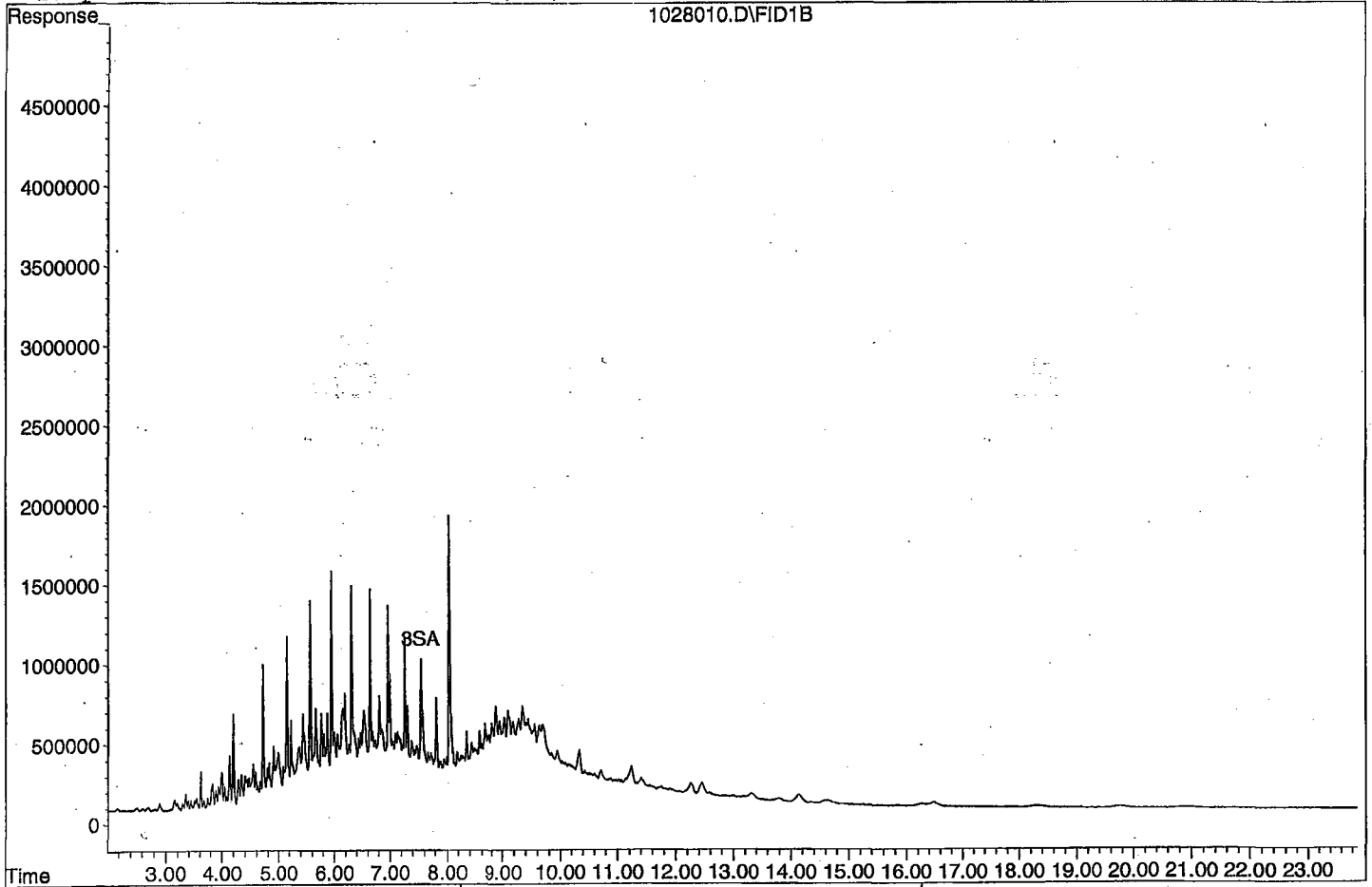
Target Compounds

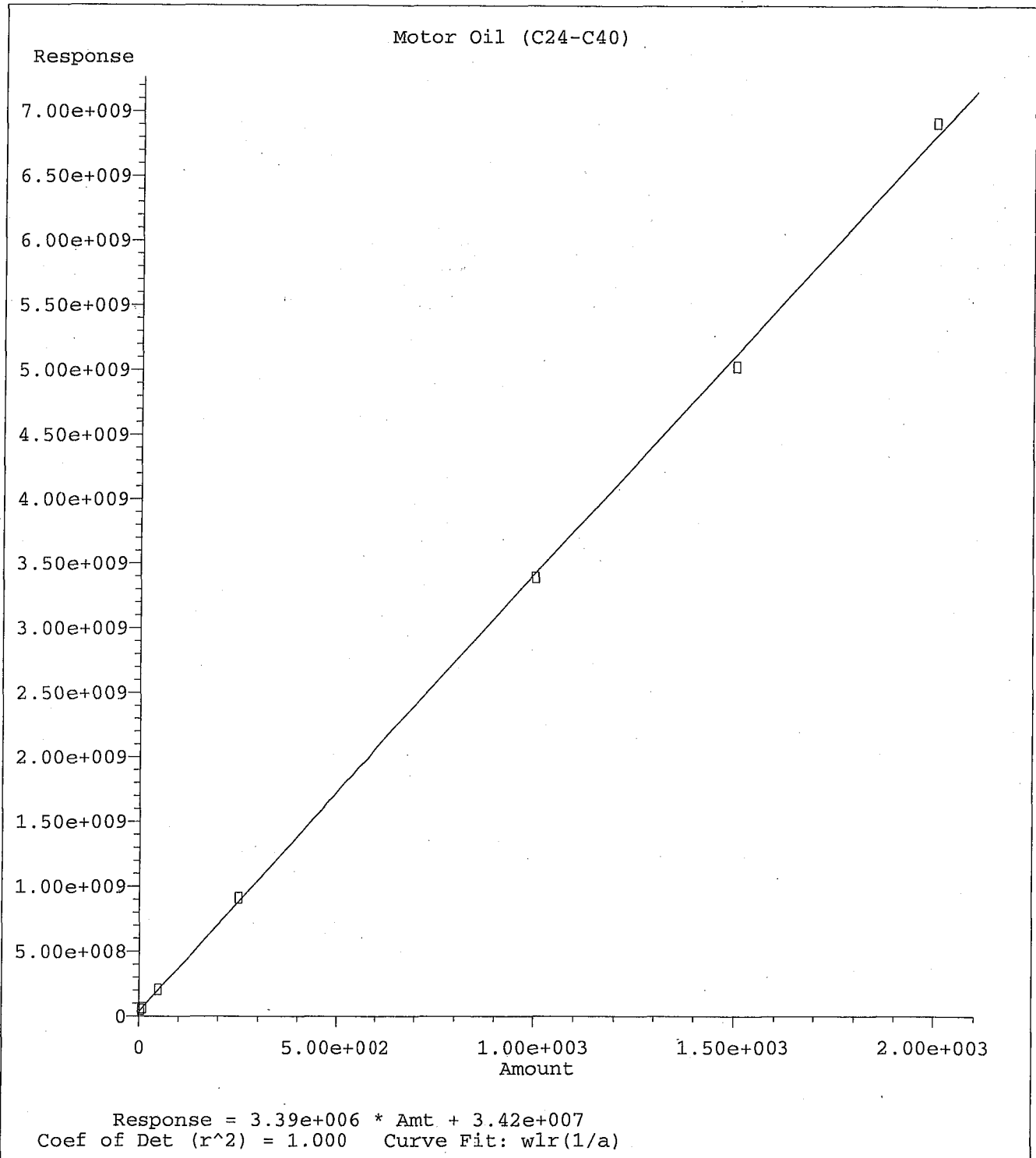
Quantitation Report

Data File: G:\APOLLO\DATA\211028\1028010.D

Sample : DMO Second Source 10/28/21

1028010.D\FID1B





Method Name: G:\APOLLO\DATA\211028\DOC1028.M  
 Calibration Table Last Updated: Thu Oct 28 15:37:06 2021

TPH Extractables  
DOC1028

Form 7

Continuing Calibration

Lab Name: APPL, Inc.  
Case No: \_\_\_\_\_  
Matrix: Water

SDG No: \_\_\_\_\_  
Date Analyzed: 11/24/2021  
Instrument: Apollo  
Initial Cal. Date: 10/28/2021  
Data File: 1124031.D

		Compound	MEAN	CCRF	%D	%Drift
1	HATM	Diesel (C10-C24)	2516670	3307500	31	HATM *
2	HBTM	Motor Oil (C24-C40)	2492040	1945930	22	HBTML 11
3	SA	Ortho-Terphenyl(S)	3127510	2797990	11	SA
4	SA	Octacosane(S)	2261430	2778020	23	SA *
5						
6						
7						
8						
9						
10						
11						
12						
13						
14						
15						
16						
17						
18						
19						
20						
21						
22						
23						
24						
25						
26						
27						
28						
29						
30						
31						
32						
33						
34						
35						
36						
37						
38						
39						
40						

Average

21.8

Quantitation Report (Not Reviewed)

Data File : G:\APOLLO\DATA\211124\1124031.D Vial: 31  
 Acq On : 11-24-21 22:40:14 Operator: KA  
 Sample : DMO LVL4 CCV 10/27/21 Inst : Apollo  
 Misc : water Multiplr: 1.00  
 IntFile : events.e  
 Quant Time: Nov 29 8:47 2021 Quant Results File: DOC1028.RES

Method : G:\APOLLO\DATA\211028\DOC1028.M (Chemstation Integrator)  
 Title : 8015 B&C  
 Last Update : Wed Dec 01 08:12:47 2021  
 Response via : Multiple Level Calibration

Volume Inj. : 2UL  
 Signal Phase : DB-5  
 Signal Info : FID02A

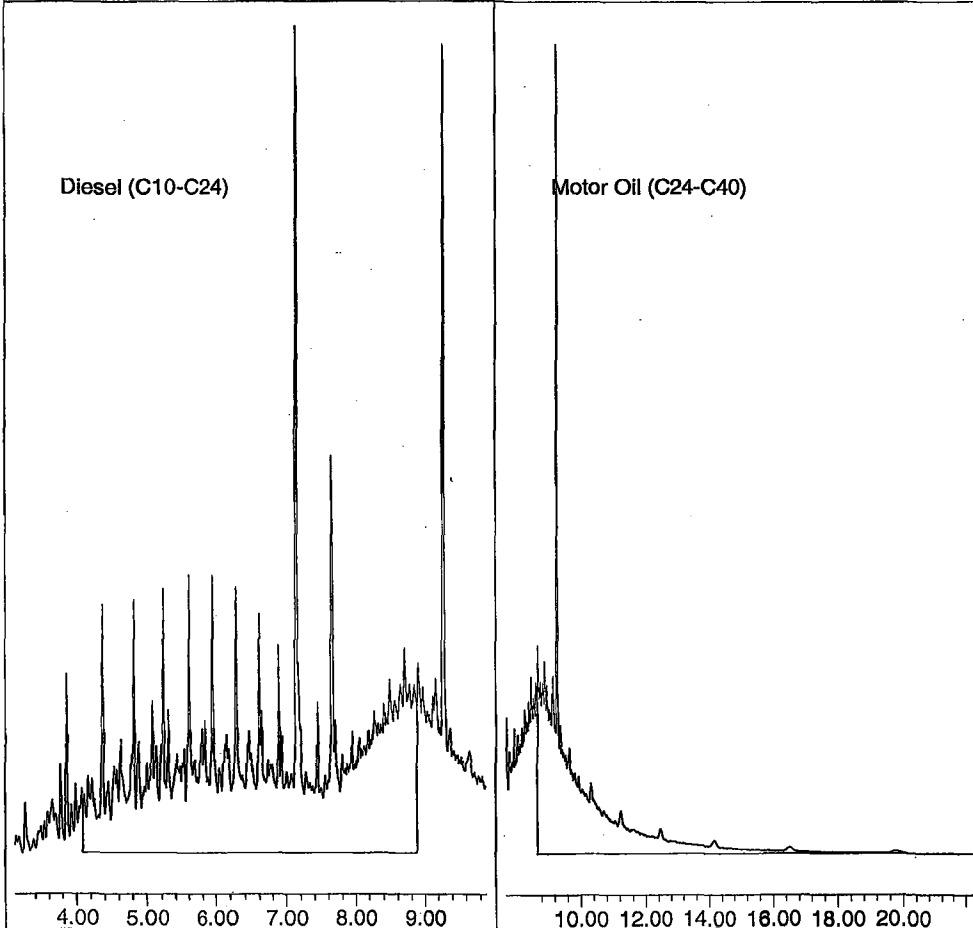
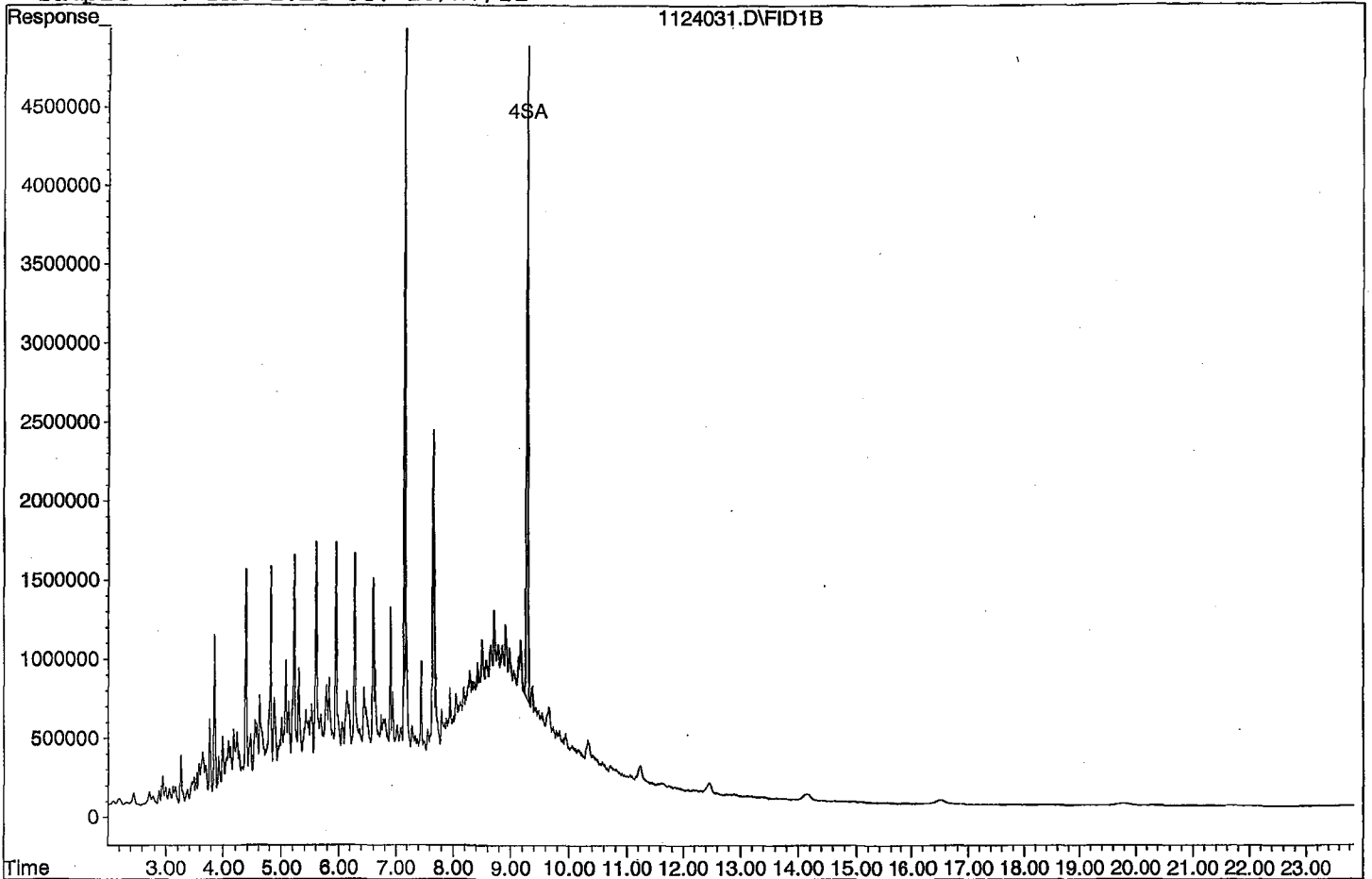
Compound	R.T.	Response	Conc Units
System Monitoring Compounds			
3) SA Ortho-Terphenyl(S)	7.14	69949672	11.183 ppb
Surrogate Spike 30.000		Recovery =	37.28%
4) SA Octacosane(S)	9.27	69450553	15.355 ppb
Surrogate Spike 30.000		Recovery =	51.18%
Target Compounds			
1) HATM Diesel (C10-C24)	6.49	1653747581	328.559 ppb
2) HBTM Motor Oil (C24-C40)	14.96	972966250	276.779 ppb

Target Compounds

Quantitation Report

Data File: G:\APOLLO\DATA\211124\1124031.D

Sample : DMO LVL4 CCV 10/27/21



255 of 543

TPH Extractables  
DOC1028

Form 7

Continuing Calibration

Lab Name: APPL, Inc.  
Case No: \_\_\_\_\_  
Matrix: Water

SDG No: \_\_\_\_\_  
Date Analyzed: 11/25/2021  
Instrument: Apollo  
Initial Cal. Date: 10/28/2021  
Data File: 1124047.D

	Compound	MEAN	CCRF	%D	%Drift
1	HATM Diesel (C10-C24)	2516670	2955320	17	HATM
2	HBTM Motor Oil (C24-C40)	2492040	1770790	29	HBTML 0.38
3	SA Ortho-Terphenyl(S)	3127510	3459730	11	SA
4	SA Octacosane(S)	2261430	2551680	13	SA
5					
6					
7					
8					
9					
10					
11					
12					
13					
14					
15					
16					
17					
18					
19					
20					
21					
22					
23					
24					
25					
26					
27					
28					
29					
30					
31					
32					
33					
34					
35					
36					
37					
38					
39					
40					

Average

17.5



Quantitation Report (Not Reviewed)

Data File : G:\APOLLO\DATA\211124\1124047.D Vial: 47  
 Acq On : 11-25-21 6:09:46 Operator: KA  
 Sample : DMO LVL4 CCV 10/27/21 Inst : Apollo  
 Misc : water Multiplr: 1.00  
 IntFile : events.e  
 Quant Time: Nov 29 9:28 2021 Quant Results File: DOC1028.RES

Method : G:\APOLLO\DATA\211028\DOC1028.M (Chemstation Integrator)  
 Title : 8015 B&C  
 Last Update : Wed Dec 01 08:12:47 2021  
 Response via : Multiple Level Calibration

Volume Inj. : 2UL  
 Signal Phase : DB-5  
 Signal Info : FID02A

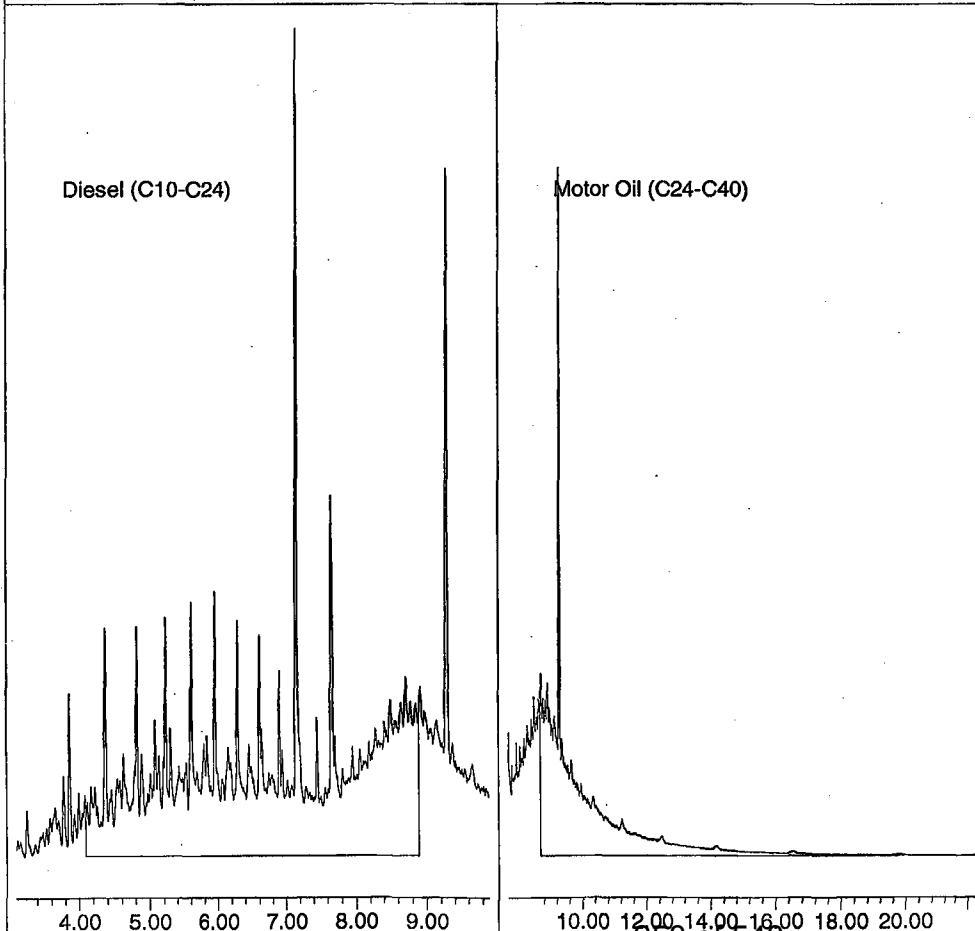
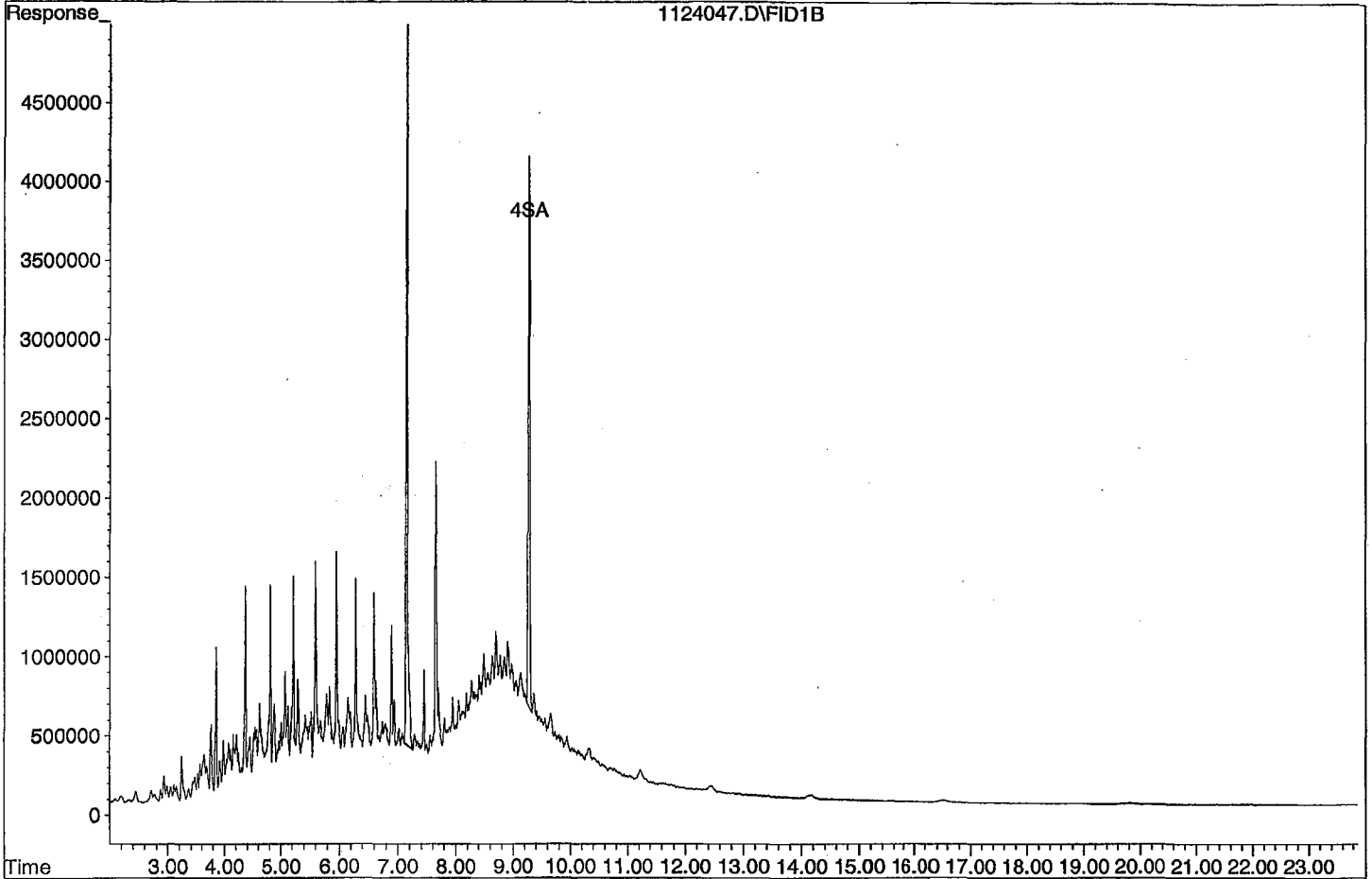
Compound	R.T.	Response	Conc Units
-----			
System Monitoring Compounds			
3) SA Ortho-Terphenyl(S)	7.14	86493176	13.828 ppb
Surrogate Spike 30.000		Recovery =	46.09%
4) SA Octacosane(S)	9.27	63792007	14.104 ppb
Surrogate Spike 30.000		Recovery =	47.01%
Target Compounds			
1) HATM Diesel (C10-C24)	6.49	1477661557	293.575 ppb
2) HBTM Motor Oil (C24-C40)	14.96	885397294	250.962 ppb
Target Compounds			

Quantitation Report

Data File: G:\APOLLO\DATA\211124\1124047.D

Sample : DMO LVL4 CCV 10/27/21

1124047.D\FID1B



258 of 543

**ORGANICS**  
**Raw Data**

Quantitation Report (QT Reviewed)

Data File : G:\APOLLO\DATA\211124\1124043.D Vial: 43  
 Acq On : 11-25-21 4:17:25 Operator: KA  
 Sample : BA46824W01 5/1000 Inst : Apollo  
 Misc : water Multiplr: 5.00  
 IntFile : events.e  
 Quant Time: Nov 29 9:27 2021 Quant Results File: DOC1028.RES

Method : G:\APOLLO\DATA\211028\DOC1028.M (Chemstation Integrator)  
 Title : 8015 B&C  
 Last Update : Wed Dec 01 08:12:47 2021  
 Response via : Multiple Level Calibration

Volume Inj. : 2UL  
 Signal Phase : DB-5  
 Signal Info : FID02A

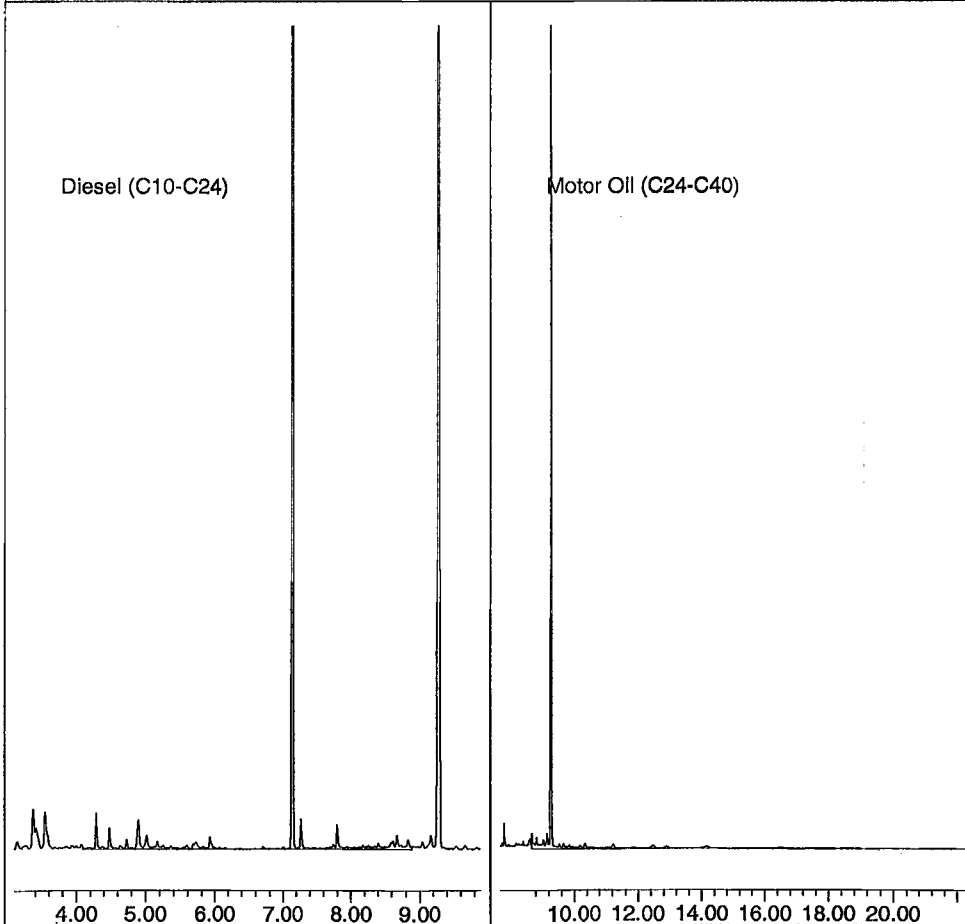
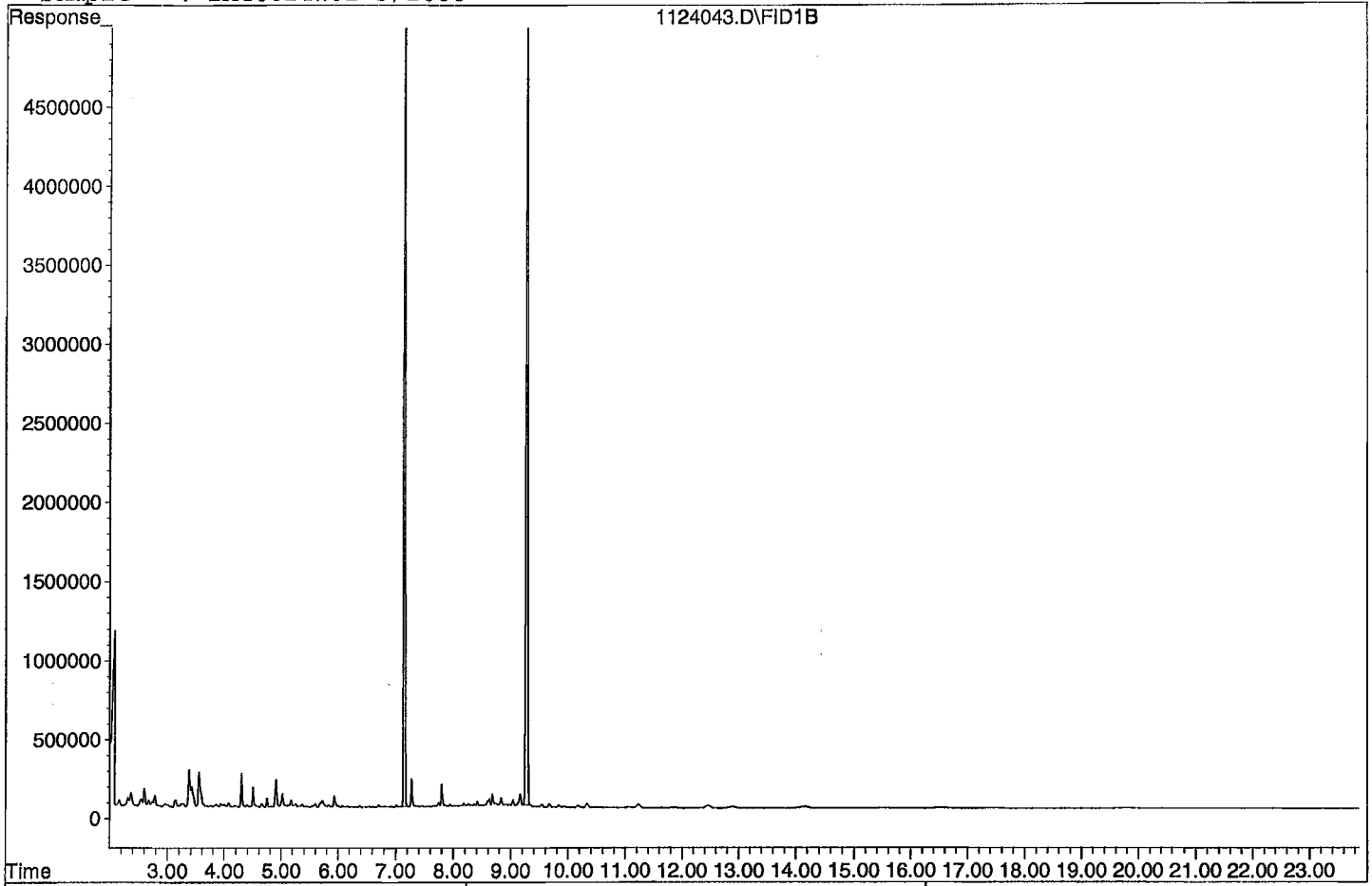
Compound	R.T.	Response	Conc Units
System Monitoring Compounds			
3) SA Ortho-Terphenyl(S)	7.14	130065409	103.969 ppb
Surrogate Spike 150.000		Recovery =	69.31%
4) SA Octacosane(S)	9.28	116031527	128.272 ppb
Surrogate Spike 150.000		Recovery =	85.51%
Target Compounds			
1) HATM Diesel (C10-C24)	6.49	46500518	46.193 ppb
2) HBTM Motor Oil (C24-C40)	14.96	45739037	17.052 ppb

Target Compounds

Quantitation Report

Data File: G:\APOLLO\DATA\211124\1124043.D

Sample : BA46824W01 5/1000



Quantitation Report (QT Reviewed)

Data File : G:\APOLLO\DATA\211124\1124044.D Vial: 44  
 Acq On : 11-25-21 4:45:31 Operator: KA  
 Sample : BA46825W01 5/1000 Inst : Apollo  
 Misc : water Multiplr: 5.00  
 IntFile : events.e  
 Quant Time: Nov 29 9:27 2021 Quant Results File: DOC1028.RES

Method : G:\APOLLO\DATA\211028\DOC1028.M (Chemstation Integrator)  
 Title : 8015 B&C  
 Last Update : Wed Dec 01 08:12:47 2021  
 Response via : Multiple Level Calibration

Volume Inj. : 2UL  
 Signal Phase : DB-5  
 Signal Info : FID02A

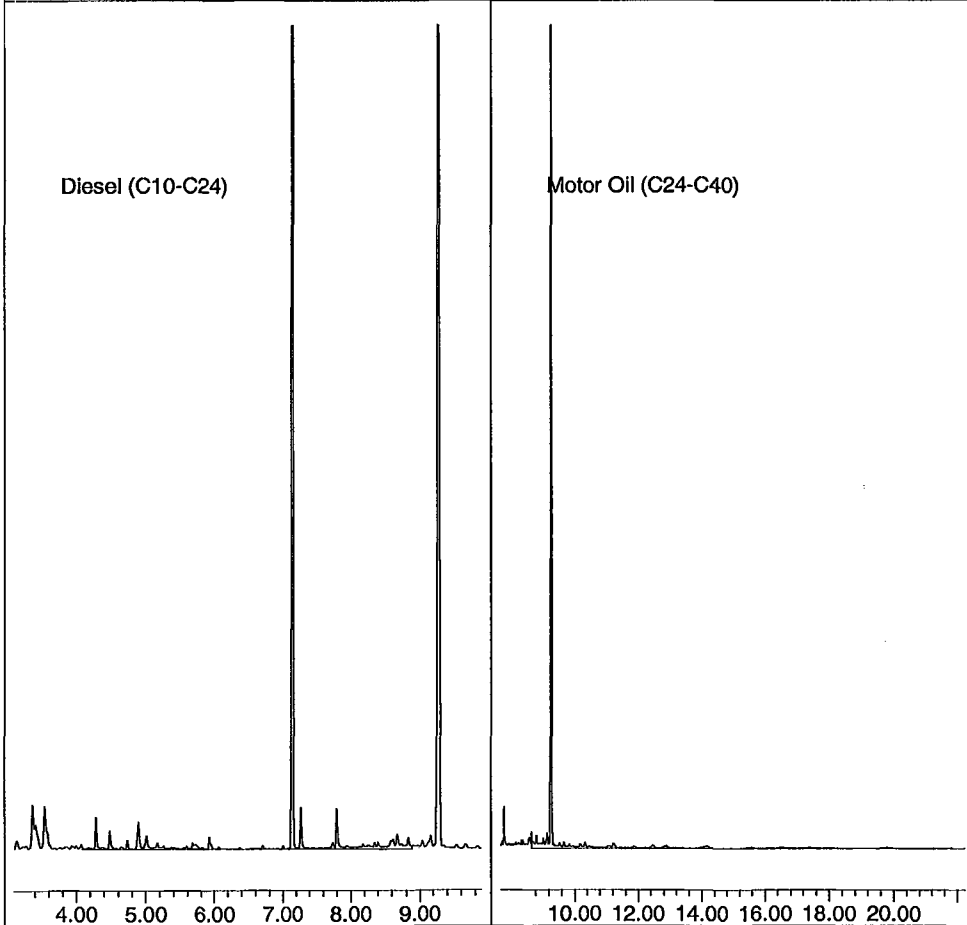
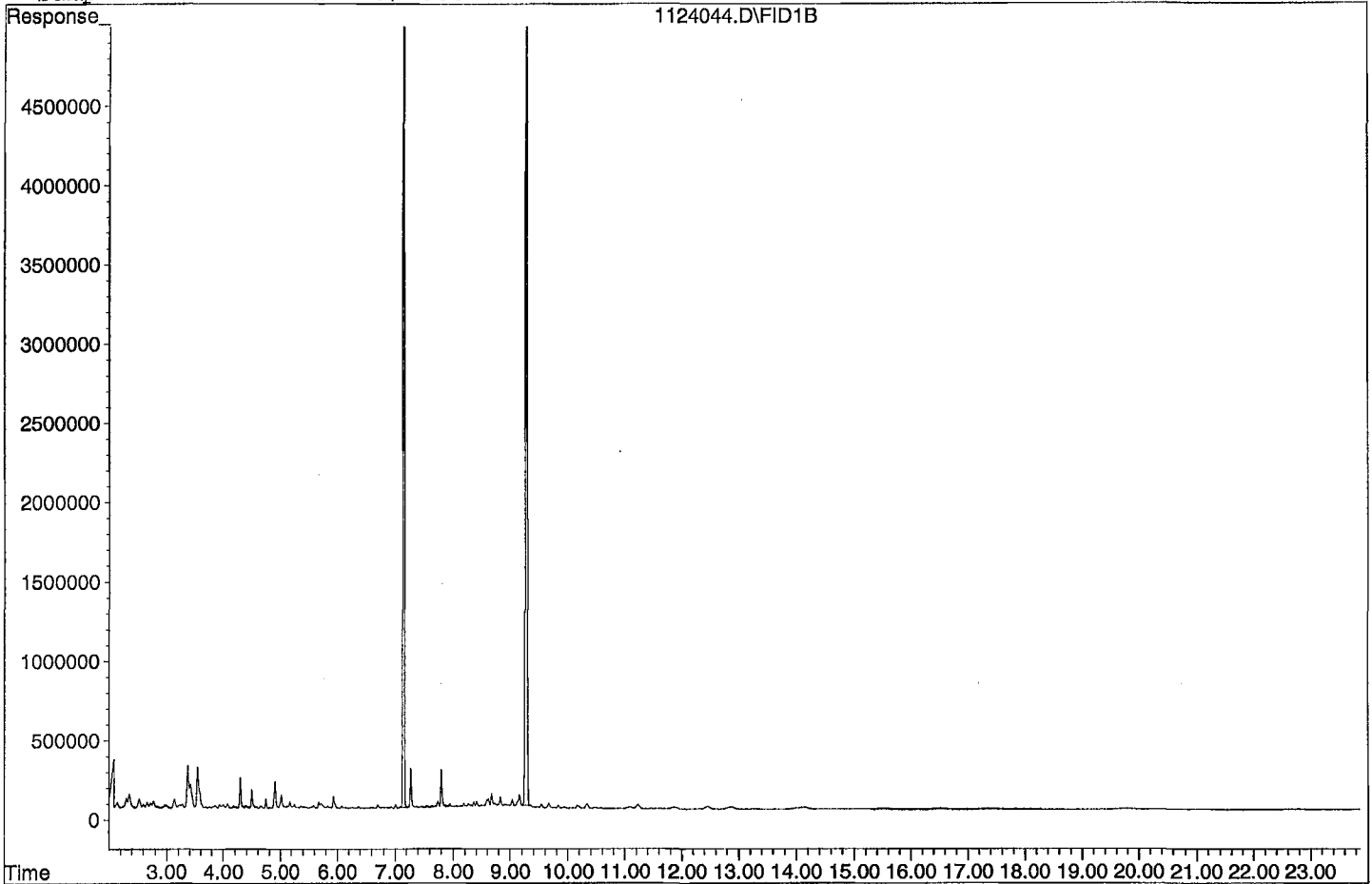
Compound	R.T.	Response	Conc Units
System Monitoring Compounds			
3) SA Ortho-Terphenyl(S)	7.14	143442085	114.662 ppb
Surrogate Spike 150.000		Recovery =	76.44%
4) SA Octacosane(S)	9.28	127951277	141.450 ppb
Surrogate Spike 150.000		Recovery =	94.30%
Target Compounds			
1) HATM Diesel (C10-C24)	6.49	47565457	47.250 ppb
2) HBTM Motor Oil (C24-C40)	14.96	51425582	25.435 ppb

Target Compounds

Quantitation Report

Data File: G:\APOLLO\DATA\211124\1124044.D

Sample : BA46825W01 5/1000



Data File : G:\APOLLO\DATA\211124\1124037.D Vial: 37  
 Acq On : 11-25-21 1:28:50 Operator: KA  
 Sample : 211119A BLK 5/1000 Inst : Apollo  
 Misc : water Multiplr: 5.00  
 IntFile : events.e  
 Quant Time: Nov 29 9:25 2021 Quant Results File: DOC1028.RES

Method : G:\APOLLO\DATA\211028\DOC1028.M (Chemstation Integrator)  
 Title : 8015 B&C  
 Last Update : Wed Dec 01 08:12:47 2021  
 Response via : Multiple Level Calibration

Volume Inj. : 2UL  
 Signal Phase : DB-5  
 Signal Info : FID02A

Compound	R.T.	Response	Conc Units
System Monitoring Compounds			
3) SA Ortho-Terphenyl(S)	7.14	141177291	112.851 ppb
Surrogate Spike 150.000		Recovery =	75.23%
4) SA Octacosane(S)	9.27	125744856	139.010 ppb
Surrogate Spike 150.000		Recovery =	92.67%
Target Compounds			
1) HATM Diesel (C10-C24)	6.49	61656506	61.248 ppb
2) HBTM Motor Oil (C24-C40)	14.96	64623997	44.891 ppb

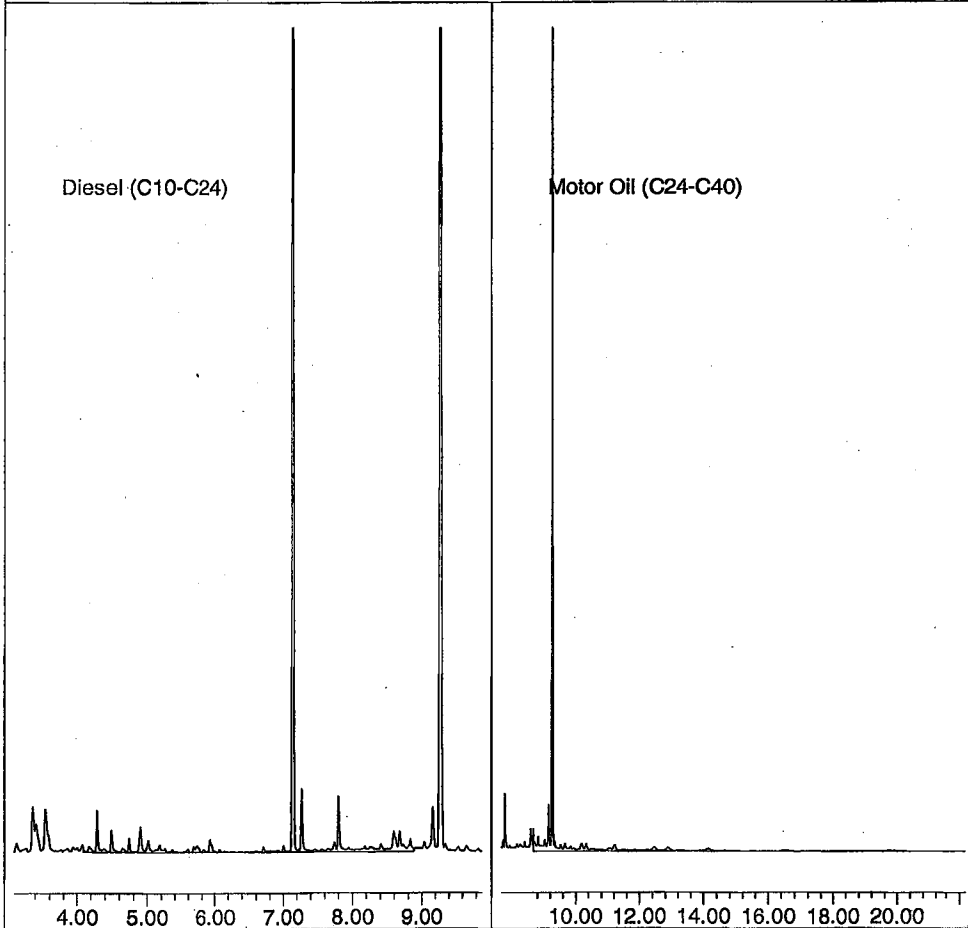
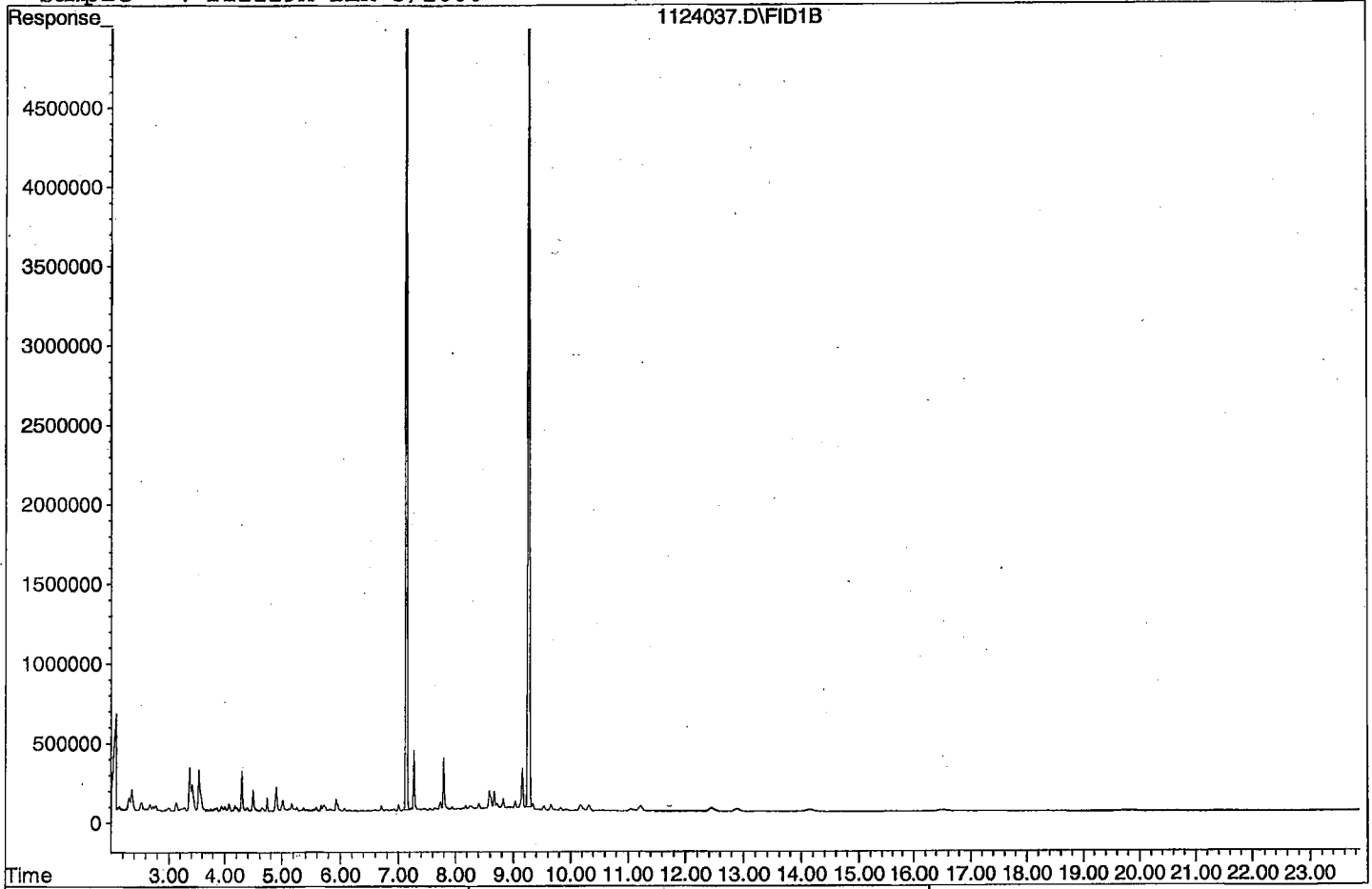
Target Compounds



Quantitation Report

Data File: G:\APOLLO\DATA\211124\1124037.D

Sample : 211119A BLK 5/1000



Data File : G:\APOLLO\DATA\211124\1124038.D Vial: 38  
 Acq On : 11-25-21 1:56:56 Operator: KA  
 Sample : 211119A LCS-1 5/1000 Inst : Apollo  
 Misc : water Multiplr: 5.00  
 IntFile : events.e  
 Quant Time: Nov 29 9:26 2021 Quant Results File: DOC1028.RES

Method : G:\APOLLO\DATA\211028\DOC1028.M (Chemstation Integrator)  
 Title : 8015 B&C  
 Last Update : Wed Dec 01 08:12:47 2021  
 Response via : Multiple Level Calibration

Volume Inj. : 2UL  
 Signal Phase : DB-5  
 Signal Info : FID02A

Compound	R.T.	Response	Conc Units
System Monitoring Compounds			
3) SA Ortho-Terphenyl (S)	7.14	143783086	114.934 ppb
Surrogate Spike 150.000		Recovery =	76.62%
4) SA Octacosane (S)	9.27	127591994	141.052 ppb
Surrogate Spike 150.000		Recovery =	94.03%
Target Compounds			
1) HATM Diesel (C10-C24)	6.49	64612333	64.184 ppb
2) HBTM Motor Oil (C24-C40)	14.96	71829020	55.512 ppb

Target Compounds

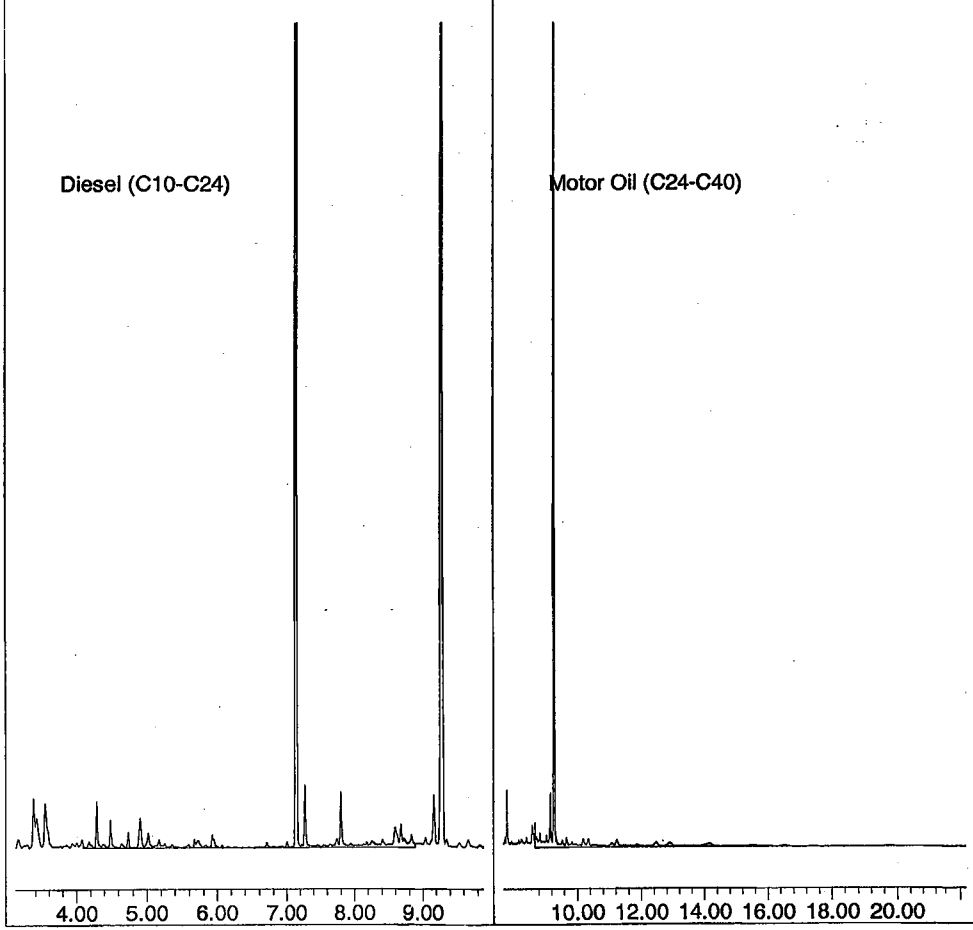
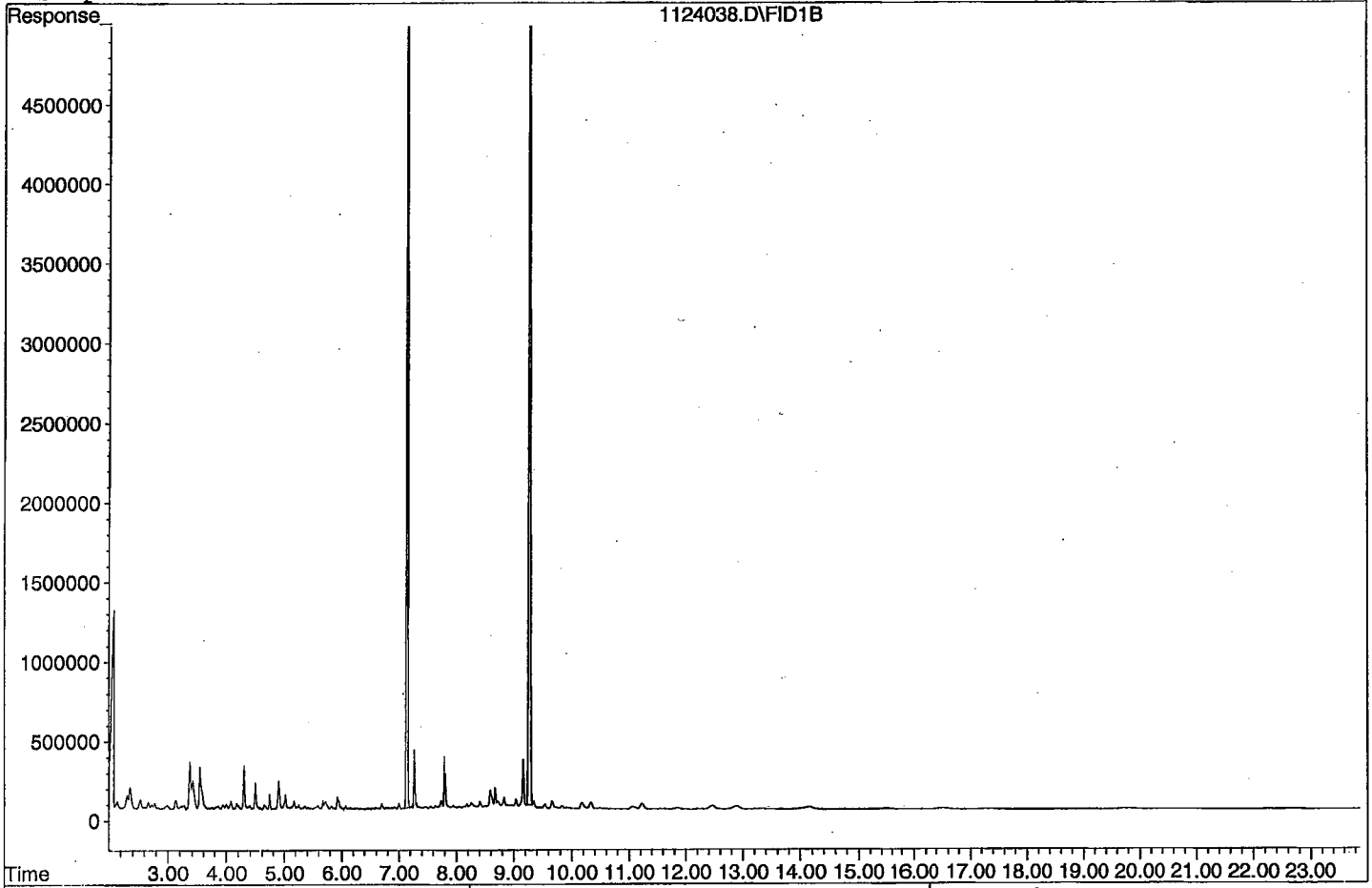
Diesel:

$$\frac{(64612333)(5)}{(2516669)(2)} = \frac{323061665}{5033338} = \boxed{64.184}$$

Quantitation Report

Data File: G:\APOLLO\DATA\211124\1124038.D

Sample : 211119A LCS-1 5/1000



Quantitation Report (QT Reviewed)

Data File : G:\APOLLO\DATA\211124\1124039.D Vial: 39  
 Acq On : 11-25-21 2:25:01 Operator: KA  
 Sample : 211119A LCSD-1 5/1000 Inst : Apollo  
 Misc : water Multiplr: 5.00  
 IntFile : events.e  
 Quant Time: Nov 29 9:26 2021 Quant Results File: DOC1028.RES

Method : G:\APOLLO\DATA\211028\DOC1028.M (Chemstation Integrator)  
 Title : 8015 B&C  
 Last Update : Wed Dec 01 08:12:47 2021  
 Response via : Multiple Level Calibration

Volume Inj. : 2UL  
 Signal Phase : DB-5  
 Signal Info : FID02A

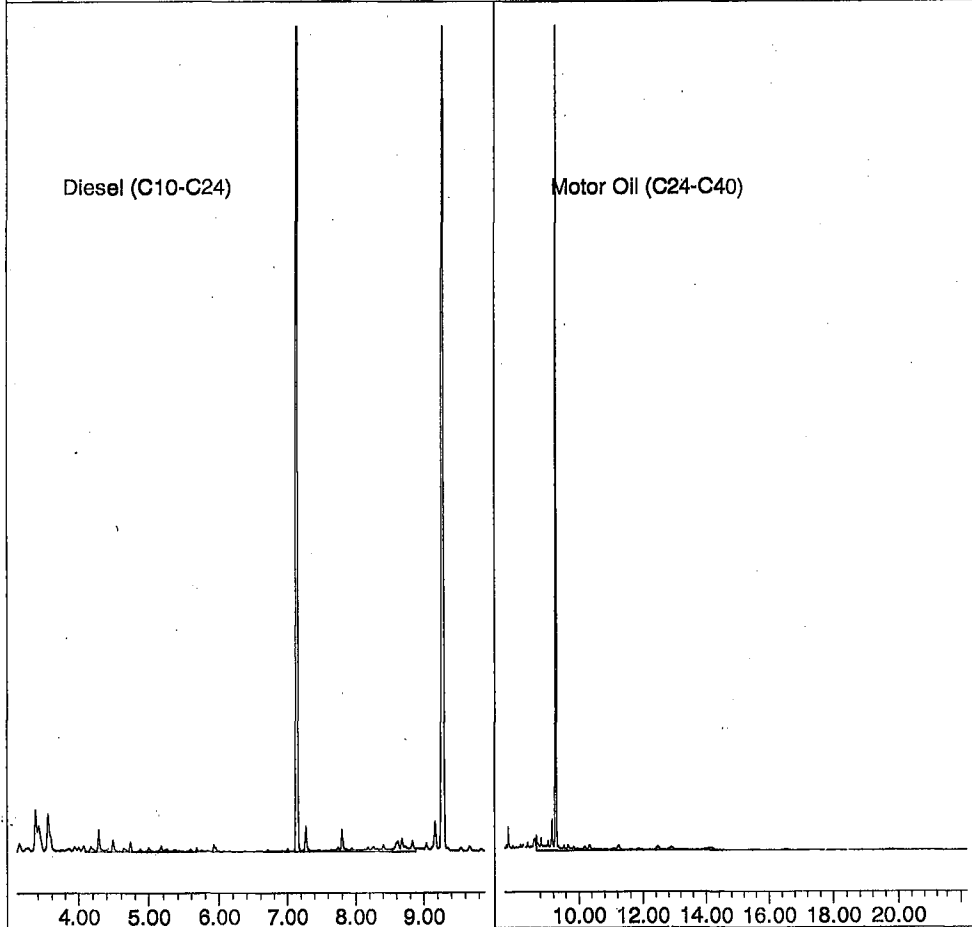
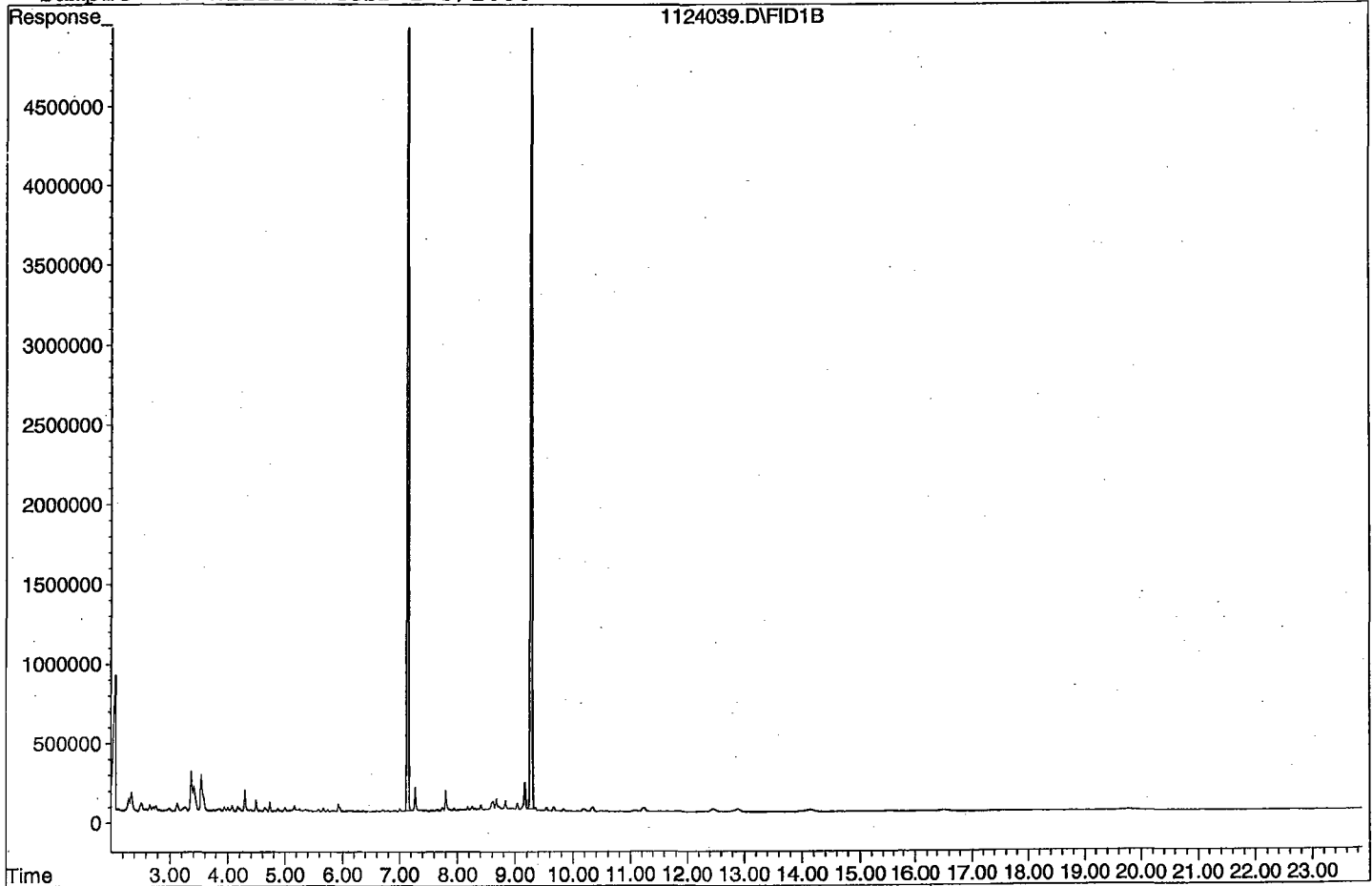
Compound	R.T.	Response	Conc Units
-----			
System Monitoring Compounds			
3) SA Ortho-Terphenyl (S)	7.14	128726333	102.899 ppb
Surrogate Spike 150.000		Recovery =	68.60%
4) SA Octacosane (S)	9.28	114638494	126.732 ppb
Surrogate Spike 150.000		Recovery =	84.49%
Target Compounds			
1) HATM Diesel (C10-C24)	6.49	35496353	35.261 ppb
2) HBTM Motor Oil (C24-C40)	14.96	49874295	23.148 ppb

Target Compounds

Quantitation Report

Data File: G:\APOLLO\DATA\211124\1124039.D

Sample : 211119A LCSD-1 5/1000



## Diesel / Motor Oil Calibration Curve

**Prepared: 10/28/2021**

**Expires: 5/31/2026**

Prepared By (Initials): KA

**Methylene**

**e**

**Chloride**

**Lot No. 61117**

Initial Standard Information							Final Standard			
Name of Initial Standard (QAU Label)	Supplier	Conc. (ug/mL)	APPL Mix Name	Reference to APPL Prep Date and Lot #'s	Exp. Date	Exp. Date (Manufacturer)	Aliquot From Stock	Final Volume	Solvent	Final Standard Conc. (ug/mL)
Diesel / Motor Oil - 2	APPL	10	Diesel / Motor Oil - 1	Perp'd: 10/6/21 A0164486-52822, A0168842-52820, A0166510-52817 CL16893-52835	See man. Exp date	10/31/2027 12/31/2027 5/31/2026	100uL	200uL	MC	5
Diesel / Motor Oil - 3		50	Diesel / Motor Oil - 2				200uL	1mL	MC	10
Diesel / Motor Oil Calibration STD	Restek	2,000	Diesel / Motor Oil - 3				25uL	1mL	MC	50
			Diesel / Motor Oil - 4				125uL	1mL	MC	250
			Diesel / Motor Oil - 5				500uL	1mL	MC	1000
			Diesel / Motor Oil - 6				750uL	1mL	MC	1500
			Diesel / Motor Oil - 7				100uL	100uL	N/A	2,000

**Diesel / Motor Oil Second Source**

**Prepared: 10/28/2021**

**Expires: 10/28/2024**

**Prepared By (Initials): KA**

**Methylene**

**e**

**Chloride**

**Lot No. 61117**

Initial Standard Information							Final Standard			
Name of Initial Standard (QAU Label)	Supplier	Supplier Part No.	Conc. (ug/mL)	Lot Number - QA Number	Exp. Date (1 yr.)	Exp. Date (Manufacturer)	Aliquot From Stock	Final Volume	Solvent	Final Standard Conc. (ug/mL)
Diesel Fuel #2 Second Source	Phenova	ALO-101287	50,000	CL16477-52980	See man. Exp date	2/28/2027	50uL	10mL	MC	250
Motor Oil Second Source	Absolute	51094	50,000	102819-52981		10/28/2024	50uL			

**Diesel / Motor Oil CCV**

Prepared: 10/27/2021

Expires: 5/31/2026

Prepared By (Initials): KA

Methylen

e

Chloride

Lot No. 61117

Initial Standard Information							Final Standard			
Name of Initial Standard (QAU Label)	Supplier	APPL Mix Name	Conc. (ug/mL)	Reference to APPL Prep Date and Lot #'s	Exp. Date	Exp. Date (Manufacturer)	Aliquot From Stock	Final Volume	Solvent	Final Standard Conc. (ug/mL)
Diesel / Motor Oil STD	Restek	Diesel / Motor Oil CCV	2,000	Perp'd: 10/06/21 A0164485-52822, A0168842-52820, A0166510-52817, CL16893-52835	See man. Exp date	10/31/2027 12/31/2027 5/31/2026	1250uL	10mL	MC	250



THC Surrogate										
Prepared: 11/3/2021							KA			
Expires: 5/31/2026										
Initial Standard Information							Final Standard			
Name of Initial Standard (QAU Label)	Supplier	Supplier Part No.	Conc. (ug/mL)	Lot Number - QA Number	Exp. Date (1 yr.)	Exp. Date (Manufacturer)	Aliquot From Stock	Final Volume	Solvent	Final Standard Conc. (ug/mL)
O-terphenyl / Octacosane Mix	Phenova	ALO-130161	600	CL16893-52840	See ma. Date	5/31/2026	N/A	N/A	N/A	600

# Organic Extraction Worksheet











<b>Method</b>	Continuous Liq/Liq TPH-Diesel/MO 3520C	<b>Extraction Set</b>	211119A	<b>Extraction Method</b>	LIQ005	<b>Units</b>	mL
Spiked ID 1		Surrogate ID 1	THC Surrogate 11-3-21 11-3-22				
Spiked ID 2		Surrogate ID 2					
Spiked ID 3		Surrogate ID 3					
Spiked ID 4		Surrogate ID 4					
Spiked ID 5		Surrogate ID 5					
Spiked ID 6		Sufficient Vol for Matrix QC:		NO			
Spiked ID 7		Ext. Start Time:		11/19/21 15:42			
Spiked ID 8		Ext. End Time:		11/20/21 9:51			
<b>GC Requires Extract By:</b>							
pH1	2	11/19/21 9:22	Water Bath Temp 1 °C	42/41.1 °C			
pH2	2	11/19/21 14:22	Water Bath Temp 2 °C	35/36.1			
pH3			Water Bath Temp 3 °C	36/35.5 °C			

**Spiked By:** SR,KY

**Date:** 11/19/2021

**Witnessed By:** AGM,SR

**Date:** 11/19/2021

Sample	Sample Container	Spike Amount	Spike ID	Surrogate Amount	Surrogate ID	Extract Amount	Final Volume	pH	Extract Date/Time	Comments
1	211119A Blk			0.250	1	1000	5	2	11/19/21 9:25	
					equip	E-HP3 E-WB1				
2	211119A LCS-1			0.250	1	1000	5	2	11/19/21 9:25	
					equip	E-HP4 E-WB2				
3	211119A LCSD-1			0.250	1	1000	5	2	11/19/21 9:25	
					equip	E-HP6 E-WB3				
4	BA46718 BA46718W01			0.250	1	1000	5	2	11/19/21 9:25	98278
					equip	E-HP7 E-WB1				
5	BA46719 BA46719W01			0.250	1	1000	5	2	11/19/21 9:25	98285
					equip	E-HP8 E-WB3				
6	BA46720 BA46720W01			0.250	1	1000	5	2	11/19/21 9:25	98285
					equip	E-HP9 E-WB2				
7	BA46824 BA46824W01			0.250	1	1000	5	2	11/19/21 14:25	98300
					equip	E-HP10 E-WB3				
8	BA46825 BA46825W01			0.250	1	1000	5	2	11/19/21 14:25	98300
					equip	E-HP11 E-WB1				
9	BA46830 BA46830W01			0.250	1	1000	5	2	11/19/21 14:25	98299
					equip	E-HP12 E-WB2				
10	BA46831 BA46831W01			0.250	1	1000	5	2	11/19/21 14:25	98299
					equip	E-HP13 E-WB1				

<b>Solvent and Lot#</b>	
1+1 HCL (5mLs)	60358
PH Strips	HC155968
Dichloromethane	61117
Filter Paper	400189
Sodium Sulfate	2021071206

<b>Extraction COC Transfer</b>	
Extraction lab employee Initials	KY
GC analyst's initials	KA
Date	11/22/21
Time	17:07
Refrigerator	HOBART

<b>Technician's Initials</b>	
Scanned By	SR,KY
Sample Preparation	SR
Extraction	SR
Concentration	AGM
Modified	11/23/2021 7:39:04 AM

**Reviewed By:** KY      **Date:** 11/23/2021  
 274 of 543  
 Ext\_ID      73427

## Injection Log

Directory: G:\APOLLO\DATA\211028\

Line	Vial	FileName	Multiplier	SampleName	Misc Info	Injected
1	3	1028003.D	1	DMO STD 1 10/28/21	water	10-28-21 9:19:03
2	4	1028004.D	1	DMO STD 2 10/28/21	water	10-28-21 9:47:06
3	5	1028005.D	1	DMO STD 3 10/28/21	water	10-28-21 10:15:13
4	6	1028006.D	1	DMO STD 4 10/28/21	water	10-28-21 10:43:31
5	7	1028007.D	1	DMO STD 5 10/28/21	water	10-28-21 11:11:42
6	8	1028008.D	1	DMO STD 6 10/28/21	water	10-28-21 11:39:55
7	9	1028009.D	1	DMO STD 7 10/28/21	water	10-28-21 12:08:10
8	10	1028010.D	1	DMO Second Source 10/28/21	water	10-28-21 12:36:26
9	31	1124031.D	1	DMO LVL4 CCV 10/27/21	water	11-24-21 22:40:14
10	37	1124037.D	5	211119A BLK 5/1000	water	11-25-21 1:28:50
11	38	1124038.D	5	211119A LCS-1 5/1000	water	11-25-21 1:56:56
12	39	1124039.D	5	211119A LCSD-1 5/1000	water	11-25-21 2:25:01
13	43	1124043.D	5	BA46824W01 5/1000	water	11-25-21 4:17:25
14	44	1124044.D	5	BA46825W01 5/1000	water	11-25-21 4:45:31
15	47	1124047.D	1	DMO LVL4 CCV 10/27/21	water	11-25-21 6:09:46

**ORGANICS**  
**Calibration Data**

PAH by GCMS SIM  
EPA 8270 SIM

Form 6  
Initial Calibration

Lab Name: APPL, Inc.

SDG No:

Case No:

Initial Cal. Date: 10/19/2021

Matrix:

Instrument: KYLO

Initials: LS

1019K002.D 1019K003.D 1019K004.D 1019K005.D 1019K006.D 1019K007.D 1019K008.D 1019K009.D

	Compound	0.1	0.2	0.5	1	5	10	50	100			Avg	%RSD	Type	r <sup>2</sup>	Q	MRF
1	I Naphthalene-D8(IS)																
2	TM Naphthalene	1.428	1.402	1.354	1.336	1.308	1.289	1.172	1.100			1.3	8.6	TM			0.700
3	S 2-Methylnaphthalene-D10 (2M)	1.359	1.337	1.324	1.305	1.316	1.159	1.222	1.192			1.3	5.9	S			
4	TM 2-Methylnaphthalene	0.7868	0.7804	0.7756	0.7764	0.7886	0.7810	0.7175	0.6825			0.76	5.1	TM			0.400
5	TM 1-Methylnaphthalene	0.8005	0.7905	0.7931	0.7961	0.7922	0.7806	0.7122	0.6797			0.77	6.0	TM			
6	I Acenaphthene-D10(IS)																
7	TM Acenaphthylene	5.288	5.373	5.323	5.258	5.439	5.405	4.863	4.456			5.2	6.6	TM			0.900
8	*TM Acenaphthene	1.497	1.444	1.402	1.372	1.398	1.381	1.266	1.207			1.4	6.8	*TM			0.900
9	TM Fluorene	1.615	1.645	1.600	1.590	1.642	1.640	1.521	1.456			1.6	4.2	TM			0.900
10	I Phenanthrene-D10(IS)																
11	TM Phenanthrene	1.510	1.398	1.383	1.377	1.403	1.374	1.309	1.253			1.4	5.4	TM			0.700
12	TM Anthracene	1.298	1.273	1.300	1.300	1.352	1.349	1.285	1.240			1.3	2.8	TM			0.700
13	S Fluoranthene-D10 (FRT)	2.023	1.976	1.895	1.904	2.032	1.918	1.953	1.890			1.9	2.9	S			
14	*TM Fluoranthene	2.169	2.135	2.136	2.147	2.255	2.226	2.086	1.944			2.1	4.4	*TM			0.600
15	I Chrysene-D12(IS)																
16	TM Pyrene	1.986	2.033	1.960	1.958	1.948	1.927	1.782	1.720			1.9	5.6	TM			0.600
17	TM Benz (a) anthracene	1.473	1.441	1.379	1.381	1.401	1.420	1.370	1.344			1.4	3.0	TM			0.800
18	TM Chrysene	1.754	1.672	1.608	1.574	1.554	1.516	1.410	1.375			1.6	8.1	TM			0.700
19	TML Indeno (1,2,3-cd) pyrene	1.687	1.326	1.360	1.404	1.015	1.052	1.169	1.168			1.3	17	TM	1.000		0.500
20	I Perylene-D12(IS)																
21	TM Benzo (b) fluoranthene	1.268	1.292	1.301	1.356	1.511	1.514	1.537	1.485			1.4	8.1	TM			0.700
22	TM Benzo (k) fluoranthene	1.593	1.558	1.636	1.632	1.670	1.730	1.578	1.484			1.6	4.6	TM			0.700
23	*TM Benzo (a) pyrene	1.254	1.223	1.224	1.265	1.442	1.484	1.454	1.383			1.3	8.3	*TM			0.700
24	TM Dibenz (a,h) anthracene	1.360	1.209	1.221	1.273	1.398	1.395	1.399	1.353			1.3	6.0	TM			0.400
25	TM Benzo (g,h,i) perylene	1.457	1.403	1.410	1.405	1.496	1.517	1.462	1.394			1.4	3.2	TM			0.500
26																	
27																	
28																	
29																	
30																	
31																	
32																	
33																	
34																	
35																	

Data File : M:\KYLO\DATA\211019\1019K002.D  
 Acq On : 19 Oct 21 14:09  
 Sample : 0.1 ug/ml 10/13/21  
 Misc :

Vial: 2  
 Operator: LS  
 Inst : KYLO  
 Multiplr: 1.00

Quant Time: Oct 19 15:48 2021

Quant Results File: K1019.RES

Quant Method : M:\KYLO\DATA\211019\K1019.M (RTE Integrator)  
 Title : EPA 8270  
 Last Update : Tue Oct 19 16:47:23 2021  
 Response via : Initial Calibration  
 DataAcq Meth : SIM\_2

Internal Standards	R.T.	QIon	Response	Conc	Units	Dev(Min)
1) Napthalene-D8 (IS)	3.92	136	10962	2.50000	ppb	0.00
6) Acenaphthene-D10 (IS)	5.86	164	5295	2.50000	ppb	0.00
10) Phenanthrene-D10 (IS)	7.56	188	8379	2.50000	ppb	0.00
15) Chrysene-D12 (IS)	10.63	240	9693	2.50000	ppb	0.01
20) Perylene-D12 (IS)	12.84	264	9009	2.50000	ppb	0.01

System Monitoring Compounds	R.T.	QIon	Response	Conc	Units	Dev(Min)
3) 2-Methylnaphthalene-D10 (2)	4.66	152	298	0.05323	ppb	0.00
Spiked Amount	5.000		Recovery	=	1.060%	
13) Fluoranthene-D10 (FRT)	8.94	212	339	0.05190	ppb	0.01
Spiked Amount	5.000		Recovery	=	1.040%	

Target Compounds	R.T.	QIon	Response	Conc	Units	Qvalue
2) Naphthalene	3.94	128	626	0.10994	ppb	99
4) 2-Methylnaphthalene	4.69	142	345	0.10338	ppb	100
5) 1-Methylnaphthalene	4.80	142	351	0.10422	ppb	99
7) Acenaphthylene	5.70	152	1120	0.10217	ppb	100
8) Acenaphthene	5.89	154	317	0.10918	ppb	99
9) Fluorene	6.49	166	342	0.10165	ppb	96
11) Phenanthrene	7.59	178	506	0.10973	ppb	100
12) Anthracene	7.65	178	435	0.09988	ppb	97
14) Fluoranthene	8.96	202	727	0.10149	ppb	98
16) Pyrene	9.22	202	770	0.10375	ppb	99
17) Benz (a) anthracene	10.62	228	571	0.10510	ppb	99
18) Chrysene	10.66	228	680	0.11258	ppb	96
19) Indeno (1,2,3-cd) pyrene	14.41	276	654	0.33399	ppb	# 88
22) Benzo (k) fluoranthene	12.21	252	574	-0.45104	ppb	97
23) Benzo (a) pyrene	12.75	252	452	-0.17190	ppb	95
24) Dibenz (a,h) anthracene	14.45	278	490	-0.04905	ppb	95
25) Benzo (g,h,i) perylene	14.71	276	525	-0.23039	ppb	98

Quantitation Report

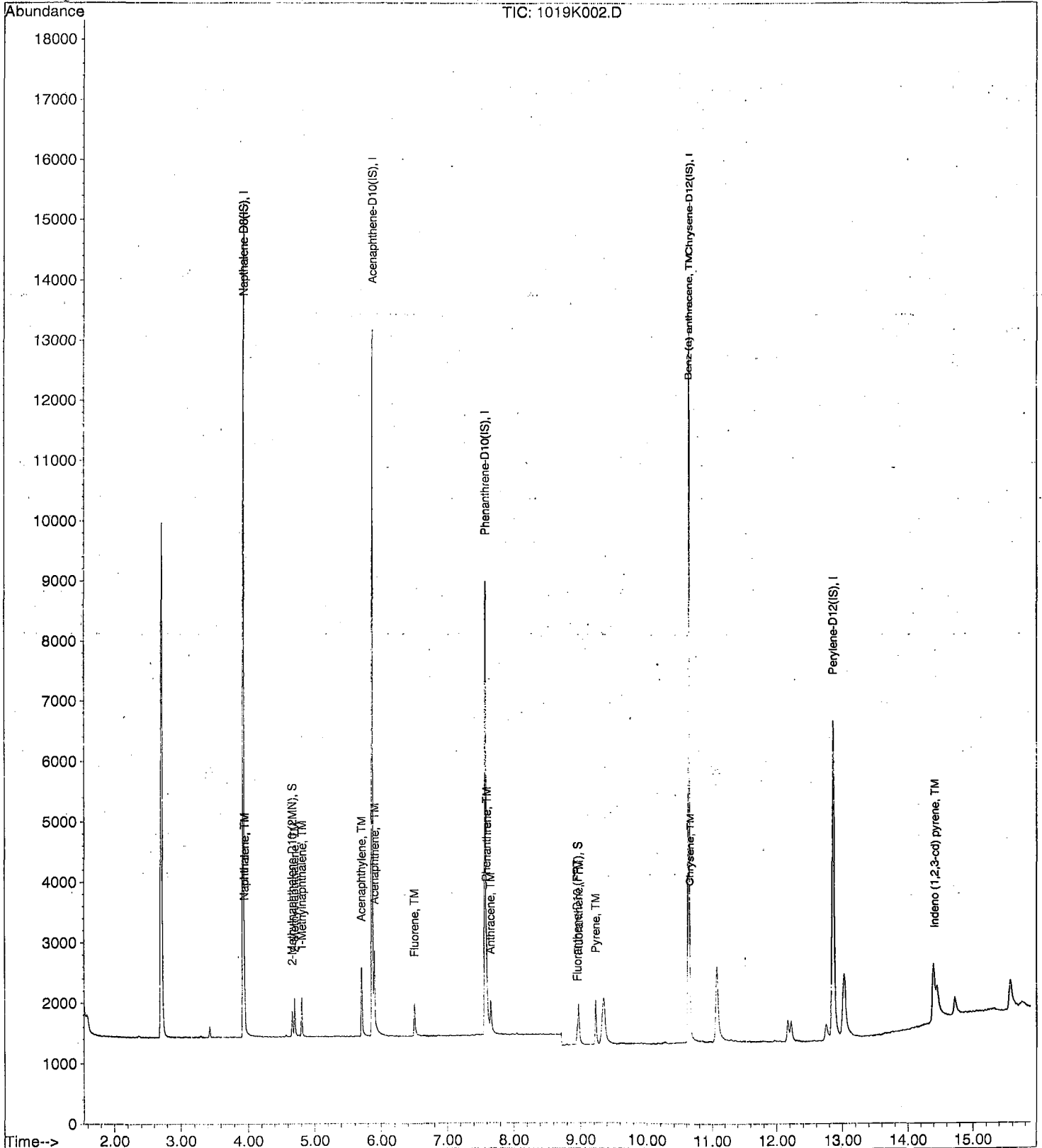
Data File : M:\KYLO\DATA\211019\1019K002.D  
Acq On : 19 Oct 21 14:09  
Sample : 0.1 ug/ml 10/13/21  
Misc :

Vial: 2  
Operator: LS  
Inst : KYLO  
Multiplr: 1.00

Quant Time: Oct 19 15:48 2021

Quant Results File: K1019.RES

Method : M:\KYLO\DATA\211019\K1019.M (RTE Integrator)  
Title : EPA 8270  
Last Update : Tue Nov 09 10:14:45 2021  
Response via : Initial Calibration



Data File : M:\KYLO\DATA\211019\1019K003.D  
 Acq On : 19 Oct 21 14:29  
 Sample : 0.2 ug/ml 10/13/21  
 Misc :

Vial: 3  
 Operator: LS  
 Inst : KYLO  
 Multiplr: 1.00

Quant Time: Oct 19 15:48 2021

Quant Results File: K1019.RES

Quant Method : M:\KYLO\DATA\211019\K1019.M (RTE Integrator)  
 Title : EPA 8270  
 Last Update : Tue Oct 19 16:47:23 2021  
 Response via : Initial Calibration  
 DataAcq Meth : SIM\_2

Internal Standards	R.T.	QIon	Response	Conc	Units	Dev(Min)
1) Napthalene-D8 (IS)	3.92	136	11180	2.50000	ppb	0.00
6) Acenaphthene-D10 (IS)	5.86	164	5495	2.50000	ppb	0.00
10) Phenanthrene-D10 (IS)	7.56	188	8995	2.50000	ppb	0.00
15) Chrysene-D12 (IS)	10.63	240	9881	2.50000	ppb	0.01
20) Perylene-D12 (IS)	12.84	264	8688	2.50000	ppb	0.01

System Monitoring Compounds

3) 2-Methylnaphthalene-D10 (2)	4.66	152	598	0.10474	ppb	0.00
Spiked Amount	5.000		Recovery	=	2.100%	
13) Fluoranthene-D10 (FRT)	8.94	212	711	0.10140	ppb	0.01
Spiked Amount	5.000		Recovery	=	2.020%	

Target Compounds

	R.T.	QIon	Response	Conc	Units	Qvalue
2) Naphthalene	3.94	128	1254	0.21593	ppb	99
4) 2-Methylnaphthalene	4.69	142	698	0.20508	ppb	96
5) 1-Methylnaphthalene	4.80	142	707	0.20582	ppb	98
7) Acenaphthylene	5.69	152	2362	0.20763	ppb	100
8) Acenaphthene	5.89	154	635	0.21074	ppb	99
9) Fluorene	6.49	166	723	0.20706	ppb	100
11) Phenanthrene	7.59	178	1006	0.20323	ppb	100
12) Anthracene	7.65	178	916	0.19592	ppb	99
14) Fluoranthene	8.96	202	1536	0.19974	ppb	97
16) Pyrene	9.21	202	1607	0.21241	ppb	99
17) Benz (a) anthracene	10.62	228	1139	0.20566	ppb	98
18) Chrysene	10.66	228	1322	0.21470	ppb	99
19) Indeno (1,2,3-cd) pyrene	14.40	276	1048	0.41647	ppb	# 98
21) Benzo (b) fluoranthene	12.16	252	898	0.06057	ppb	98
22) Benzo (k) fluoranthene	12.21	252	1083	-0.34909	ppb	97
23) Benzo (a) pyrene	12.74	252	850	-0.08634	ppb	97
25) Benzo (g,h,i) perylene	14.71	276	975	-0.13423	ppb	96



Quantitation Report

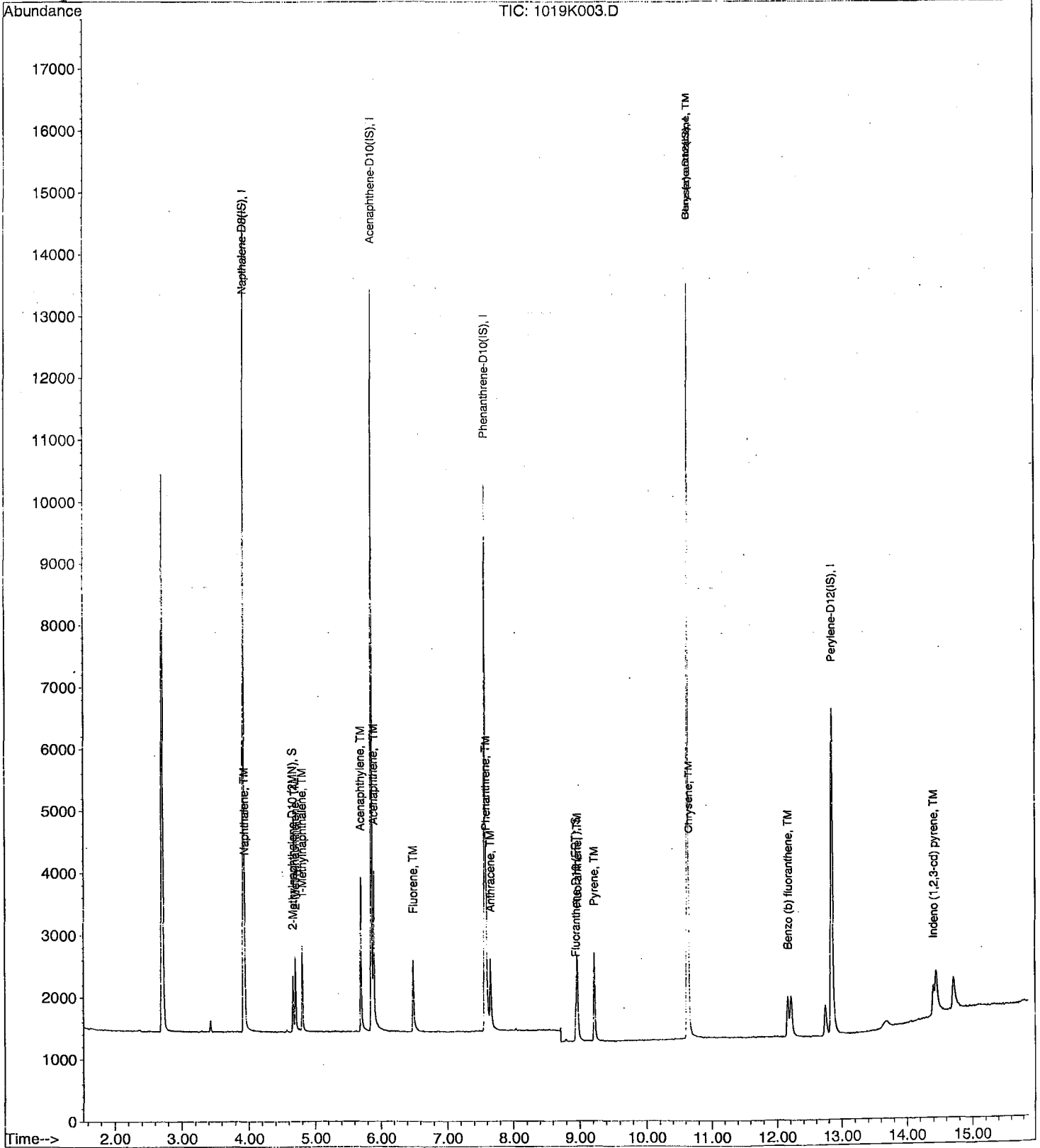
Data File : M:\KYLO\DATA\211019\1019K003.D  
Acq On : 19 Oct 21 14:29  
Sample : 0.2 ug/ml 10/13/21  
Misc :

Vial: 3  
Operator: LS  
Inst : KYLO  
Multiplr: 1.00

Quant Time: Oct 19 15:48 2021

Quant Results File: K1019.RES

Method : M:\KYLO\DATA\211019\K1019.M (RTE Integrator)  
Title : EPA 8270  
Last Update : Tue Nov 09 10:14:45 2021  
Response via : Initial Calibration



Quantitation Report (Not Reviewed)

Data File : M:\KYLO\DATA\211019\1019K004.D  
 Acq On : 19 Oct 21 14:49  
 Sample : 0.5 ug/ml 10/13/21  
 Misc :

Vial: 4  
 Operator: LS  
 Inst : KYLO  
 Multiplr: 1.00

Quant Time: Oct 19 15:48 2021

Quant Results File: K1019.RES

Quant Method : M:\KYLO\DATA\211019\K1019.M (RTE Integrator)  
 Title : EPA 8270  
 Last Update : Tue Oct 19 16:47:23 2021  
 Response via : Initial Calibration  
 DataAcq Meth : SIM\_2

Internal Standards	R.T.	QIon	Response	Conc	Units	Dev(Min)
1) Napthalene-D8 (IS)	3.92	136	11385	2.50000	ppb	0.00
6) Acenaphthene-D10 (IS)	5.86	164	5536	2.50000	ppb	0.00
10) Phenanthrene-D10 (IS)	7.56	188	8686	2.50000	ppb	0.00
15) Chrysene-D12 (IS)	10.62	240	9708	2.50000	ppb	0.00
20) Perylene-D12 (IS)	12.84	264	8669	2.50000	ppb	0.00
<b>System Monitoring Compounds</b>						
3) 2-Methylnaphthalene-D10 (2)	4.66	152	1507	0.25921	ppb	0.00
Spiked Amount	5.000		Recovery	=	5.180%	
13) Fluoranthene-D10 (FRT)	8.94	212	1646	0.24309	ppb	0.00
Spiked Amount	5.000		Recovery	=	4.860%	
<b>Target Compounds</b>						
2) Naphthalene	3.94	128	3083	0.52131	ppb	99
4) 2-Methylnaphthalene	4.69	142	1766	0.50952	ppb	99
5) 1-Methylnaphthalene	4.80	142	1806	0.51630	ppb	96
7) Acenaphthylene	5.69	152	5894	0.51427	ppb	100
8) Acenaphthene	5.89	154	1552	0.51126	ppb	100
9) Fluorene	6.49	166	1772	0.50373	ppb	99
11) Phenanthrene	7.59	178	2402	0.50250	ppb	99
12) Anthracene	7.65	178	2259	0.50035	ppb	99
14) Fluoranthene	8.96	202	3711	0.49974	ppb	99
16) Pyrene	9.21	202	3805	0.51191	ppb	98
17) Benz (a) anthracene	10.61	228	2678	0.49216	ppb	99
18) Chrysene	10.65	228	3122	0.51607	ppb	99
19) Indeno (1,2,3-cd) pyrene	14.39	276	2640	0.77101	ppb	# 97
21) Benzo (b) fluoranthene	12.15	252	2255	0.32301	ppb	100
23) Benzo (a) pyrene	12.74	252	2122	0.17741	ppb	99
24) Dibenz (a,h) anthracene	14.43	278	2117	0.29983	ppb	99
25) Benzo (g,h,i) perylene	14.70	276	2445	0.16843	ppb	100

Quantitation Report

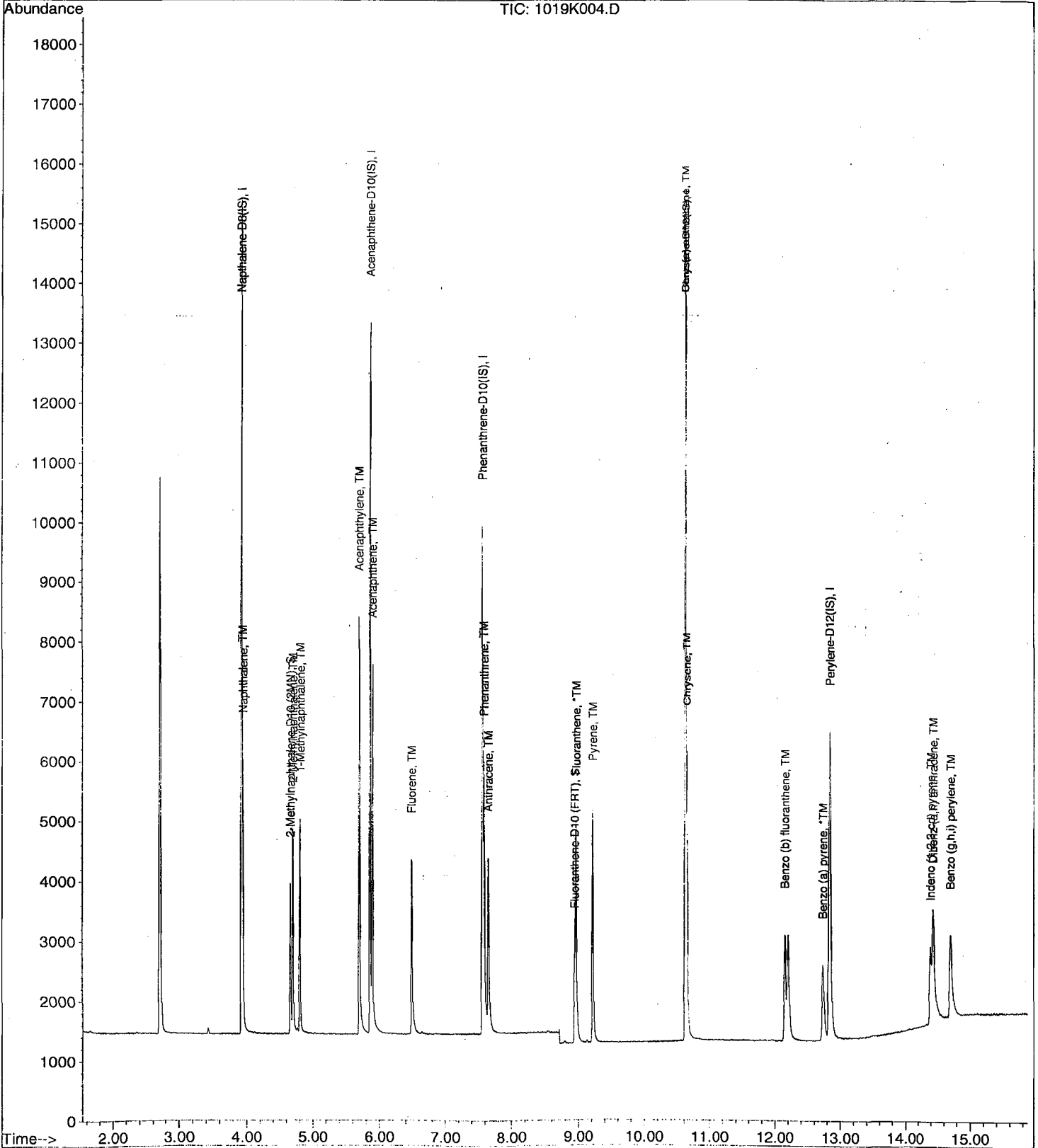
Data File : M:\KYLO\DATA\211019\1019K004.D  
Acq On : 19 Oct 21 14:49  
Sample : 0.5 ug/ml 10/13/21  
Misc :

Vial: 4  
Operator: LS  
Inst : KYLO  
Multiplr: 1.00

Quant Time: Oct 19 15:48 2021

Quant Results File: K1019.RES

Method : M:\KYLO\DATA\211019\K1019.M (RTE Integrator)  
Title : EPA 8270  
Last Update : Tue Nov 09 10:14:45 2021  
Response via : Initial Calibration



Quantitation Report (Not Reviewed)

Data File : M:\KYLO\DATA\211019\1019K005.D  
 Acq On : 19 Oct 21 15:09  
 Sample : 1 ug/ml 10/13/21  
 Misc :

Vial: 5  
 Operator: LS  
 Inst : KYLO  
 Multiplr: 1.00

Quant Time: Oct 19 15:48 2021

Quant Results File: K1019.RES

Quant Method : M:\KYLO\DATA\211019\K1019.M (RTE Integrator)  
 Title : EPA 8270  
 Last Update : Tue Oct 19 16:47:23 2021  
 Response via : Initial Calibration  
 DataAcq Meth : SIM\_2

Internal Standards	R.T.	QIon	Response	Conc	Units	Dev(Min)
1) Napthalene-D8 (IS)	3.92	136	11032	2.50000	ppb	0.00
6) Acenaphthene-D10 (IS)	5.86	164	5365	2.50000	ppb	0.00
10) Phenanthrene-D10 (IS)	7.56	188	8424	2.50000	ppb	0.00
15) Chrysene-D12 (IS)	10.63	240	9455	2.50000	ppb	0.01
20) Perylene-D12 (IS)	12.84	264	8423	2.50000	ppb	0.01
<b>System Monitoring Compounds</b>						
3) 2-Methylnaphthalene-D10 (2)	4.66	152	2880	0.51122	ppb	0.00
Spiked Amount	5.000		Recovery	=	10.220%	
13) Fluoranthene-D10 (FRT)	8.94	212	3208	0.48851	ppb	0.00
Spiked Amount	5.000		Recovery	=	9.780%	
<b>Target Compounds</b>						
						Qvalue
2) Naphthalene	3.94	128	5894	1.02851	ppb	99
4) 2-Methylnaphthalene	4.69	142	3426	1.02008	ppb	99
5) 1-Methylnaphthalene	4.80	142	3513	1.03643	ppb	98
7) Acenaphthylene	5.70	152	11284	1.01594	ppb	99
8) Acenaphthene	5.89	154	2945	1.00106	ppb	97
9) Fluorene	6.49	166	3412	1.00086	ppb	99
11) Phenanthrene	7.59	178	4641	1.00109	ppb	99
12) Anthracene	7.65	178	4379	1.00008	ppb	100
14) Fluoranthene	8.96	202	7234	1.00447	ppb	100
16) Pyrene	9.21	202	7407	1.02317	ppb	99
17) Benz (a) anthracene	10.61	228	5224	0.98576	ppb	99
18) Chrysene	10.65	228	5954	1.01055	ppb	99
19) Indeno (1,2,3-cd) pyrene	14.39	276	5309	1.38990	ppb	# 90
21) Benzo (b) fluoranthene	12.15	252	4568	0.79546	ppb	99
22) Benzo (k) fluoranthene	12.21	252	5497	0.53419	ppb	98
23) Benzo (a) pyrene	12.74	252	4263	0.64650	ppb	99
24) Dibenz (a,h) anthracene	14.44	278	4288	0.78667	ppb	99
25) Benzo (g,h,i) perylene	14.71	276	4733	0.66726	ppb	99

Quantitation Report

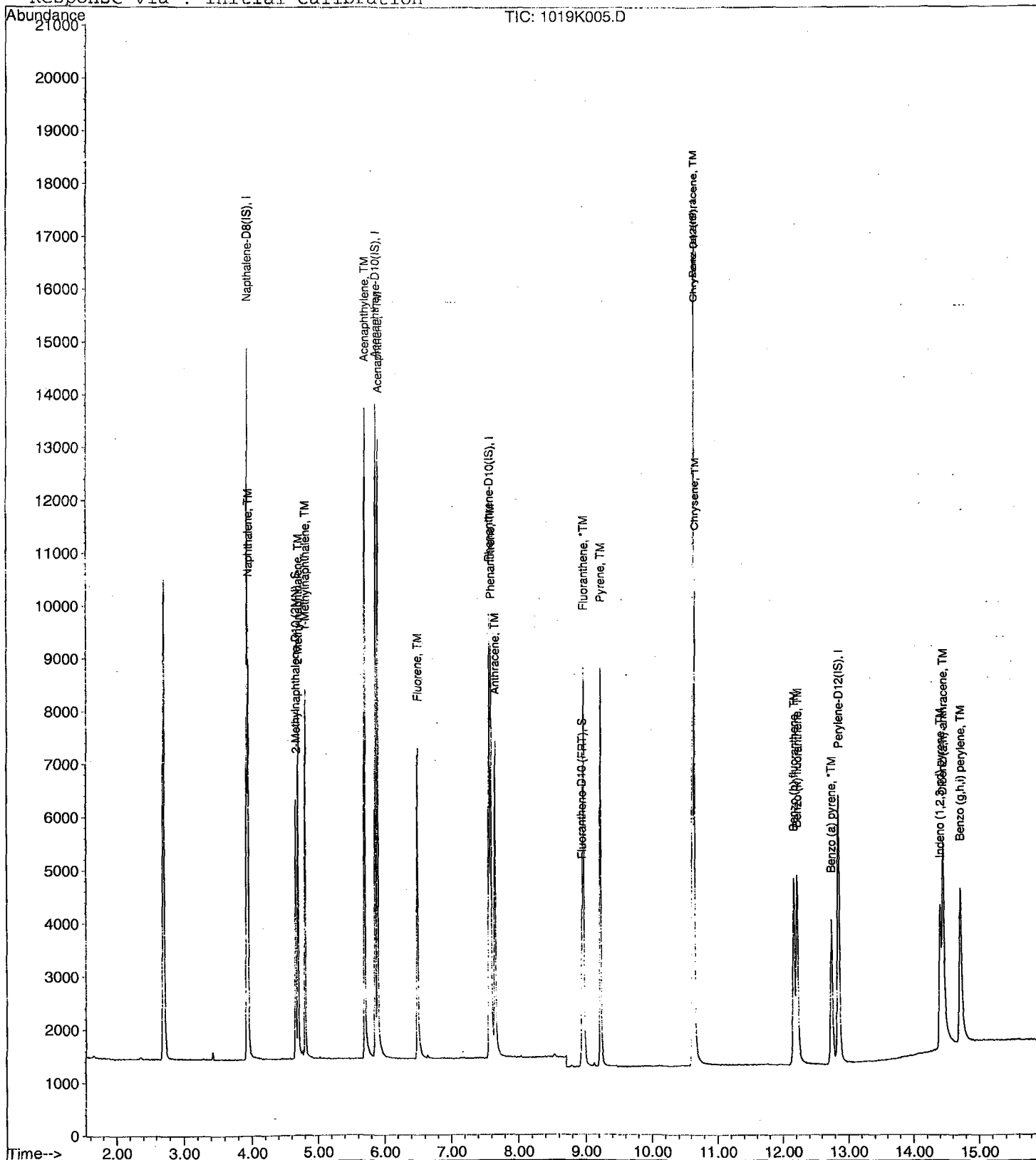
Data File : M:\KYLO\DATA\211019\1019K005.D  
Acq On : 19 Oct 21 15:09  
Sample : 1 ug/ml 10/13/21  
Misc :

Vial: 5  
Operator: LS  
Inst : KYLO  
Multiplr: 1.00

Quant Time: Oct 19 15:48 2021

Quant Results File: K1019.RES

Method : M:\KYLO\DATA\211019\K1019.M (RTE Integrator)  
Title : EPA 8270  
Last Update : Tue Nov 09 10:14:45 2021  
Response via : Initial Calibration



Data File : M:\KYLO\DATA\211019\1019K006.D  
 Acq On : 19 Oct 21 15:29  
 Sample : 5 ug/ml 10/13/21  
 Misc :

Vial: 6  
 Operator: LS  
 Inst : KYLO  
 Multiplr: 1.00

Quant Time: Oct 19 15:48 2021

Quant Results File: K1019.RES

Quant Method : M:\KYLO\DATA\211019\K1019.M (RTE Integrator)  
 Title : EPA 8270  
 Last Update : Tue Oct 19 16:47:23 2021  
 Response via : Initial Calibration  
 DataAcq Meth : SIM\_2

Internal Standards	R.T.	QIon	Response	Conc	Units	Dev(Min)
1) Napthalene-D8 (IS)	3.92	136	11022	2.50000	ppb	0.00
6) Acenaphthene-D10 (IS)	5.86	164	5414	2.50000	ppb	0.00
10) Phenanthrene-D10 (IS)	7.56	188	8482	2.50000	ppb	0.00
15) Chrysene-D12 (IS)	10.62	240	10015	2.50000	ppb	0.00
20) Perylene-D12 (IS)	12.83	264	8704	2.50000	ppb	0.00
System Monitoring Compounds						
3) 2-Methylnaphthalene-D10 (2)	4.66	152	14500	2.57619	ppb	0.00
Spiked Amount	5.000		Recovery	=	51.520%	
13) Fluoranthene-D10 (FRT)	8.93	212	17235	2.60659	ppb	0.00
Spiked Amount	5.000		Recovery	=	52.140%	
Target Compounds						
						Qvalue
2) Napthalene	3.94	128	28832	5.03578	ppb	100
4) 2-Methylnaphthalene	4.69	142	17384	5.18072	ppb	100
5) 1-Methylnaphthalene	4.80	142	17464	5.15700	ppb	100
7) Acenaphthylene	5.69	152	58890	5.25410	ppb	100
8) Acenaphthene	5.89	154	15136	5.09845	ppb	100
9) Fluorene	6.49	166	17780	5.16829	ppb	100
11) Phenanthrene	7.59	178	23796	5.09785	ppb	100
12) Anthracene	7.64	178	22931	5.20117	ppb	100
14) Fluoranthene	8.95	202	38260	5.27621	ppb	100
16) Pyrene	9.21	202	39012	5.08763	ppb	100
17) Benz (a) anthracene	10.61	228	28070	5.00058	ppb	100
18) Chrysene	10.65	228	31118	4.98620	ppb	100
19) Indeno (1,2,3-cd) pyrene	14.38	276	20323	4.52699	ppb	100
21) Benzo (b) fluoranthene	12.14	252	26309	4.94784	ppb	100
22) Benzo (k) fluoranthene	12.19	252	29066	5.02910	ppb	100
23) Benzo (a) pyrene	12.73	252	25103	4.91484	ppb	100
24) Dibenz (a,h) anthracene	14.42	278	24331	4.98885	ppb	100
25) Benzo (g,h,i) perylene	14.69	276	26049	4.99985	ppb	100

Quantitation Report


Data File : M:\KYLO\DATA\211019\1019K006.D  
Acq On : 19 Oct 21 15:29  
Sample : 5 ug/ml 10/13/21  
Misc :

Vial: 6  
Operator: LS  
Inst : KYLO  
Multiplr: 1.00

Quant Time: Oct 19 15:48 2021

Quant Results File: K1019.RES

Method : M:\KYLO\DATA\211019\K1019.M (RTE Integrator)  
Title : EPA 8270  
Last Update : Tue Nov 09 10:14:45 2021  
Response via : Initial Calibration



Data File : M:\KYLO\DATA\211019\1019K007.D  
 Acq On : 19 Oct 21 15:49  
 Sample : 10 ug/ml 10/13/21  
 Misc :

Vial: 7  
 Operator: LS  
 Inst : KYLO  
 Multiplr: 1.00

Quant Time: Oct 19 15:49 2021

Quant Results File: K1019.RES

Quant Method : M:\KYLO\DATA\211019\K1019.M (RTE Integrator)  
 Title : EPA 8270  
 Last Update : Tue Oct 19 16:47:23 2021  
 Response via : Initial Calibration  
 DataAcq Meth : SIM\_2

Internal Standards	R.T.	QIon	Response	Conc	Units	Dev(Min)
1) Napthalene-D8 (IS)	3.92	136	11510	2.50000	ppb	0.00
6) Acenaphthene-D10 (IS)	5.86	164	5675	2.50000	ppb	0.00
10) Phenanthrene-D10 (IS)	7.56	188	8972	2.50000	ppb	0.00
15) Chrysene-D12 (IS)	10.62	240	10664	2.50000	ppb	0.00
20) Perylene-D12 (IS)	12.83	264	9232	2.50000	ppb	0.00
System Monitoring Compounds						
3) 2-Methylnaphthalene-D10 (2)	4.66	152	26676	4.53854	ppb	0.00
Spiked Amount	5.000		Recovery	=	90.780%	
13) Fluoranthene-D10 (FRT)	8.93	212	34413	4.92032	ppb	0.00
Spiked Amount	5.000		Recovery	=	98.400%	
Target Compounds						
						Qvalue
2) Naphthalene	3.94	128	59354	9.92720	ppb	100
4) 2-Methylnaphthalene	4.69	142	35959	10.26203	ppb	100
5) 1-Methylnaphthalene	4.80	142	35938	10.16232	ppb	100
7) Acenaphthylene	5.69	152	122704	10.44402	ppb	100
8) Acenaphthene	5.89	154	31359	10.07724	ppb	99
9) Fluorene	6.49	166	37236	10.32596	ppb	99
11) Phenanthrene	7.59	178	49310	9.98682	ppb	100
12) Anthracene	7.64	178	48395	10.37738	ppb	100
14) Fluoranthene	8.95	202	79898	10.41651	ppb	100
16) Pyrene	9.21	202	82191	10.06635	ppb	100
17) Benz (a) anthracene	10.61	228	60563	10.13248	ppb	100
18) Chrysene	10.65	228	64649	9.72861	ppb	99
19) Indeno (1,2,3-cd) pyrene	14.38	276	44868	9.18248	ppb	# 99
21) Benzo (b) fluoranthene	12.14	252	55900	10.02449	ppb	99
22) Benzo (k) fluoranthene	12.19	252	63873	11.01716	ppb	99
23) Benzo (a) pyrene	12.73	252	54783	10.38939	ppb	99
24) Dibenz (a,h) anthracene	14.42	278	51533	10.11061	ppb	98
25) Benzo (g,h,i) perylene	14.69	276	56013	10.47964	ppb	98



Quantitation Report


Data File : M:\KYLO\DATA\211019\1019K007.D  
 Acq On : 19 Oct 21 15:49  
 Sample : 10 ug/ml 10/13/21  
 Misc :

Vial: 7  
 Operator: LS  
 Inst : KYLO  
 Multiplr: 1.00

Quant Time: Oct 19 15:49 2021

Quant Results File: K1019.RES

Method : M:\KYLO\DATA\211019\K1019.M (RTE Integrator)  
 Title : EPA 8270  
 Last Update : Tue Nov 09 10:14:45 2021  
 Response via : Initial Calibration



Data File : M:\KYLO\DATA\211019\1019K008.D  
 Acq On : 19 Oct 21 16:09  
 Sample : 50 ug/ml 10/13/21  
 Misc :

Vial: 8  
 Operator: LS  
 Inst : KYLO  
 Multiplr: 1.00

Quant Time: Oct 19 15:49 2021

Quant Results File: K1019.RES

Quant Method : M:\KYLO\DATA\211019\K1019.M (RTE Integrator)  
 Title : EPA 8270  
 Last Update : Tue Oct 19 16:47:23 2021  
 Response via : Initial Calibration  
 DataAcq Meth : SIM\_2

Internal Standards	R.T.	QIon	Response	Conc	Units	Dev(Min)
1) Naphthalene-D8 (IS)	3.92	136	11542	2.50000	ppb	0.00
6) Acenaphthene-D10 (IS)	5.86	164	5767	2.50000	ppb	0.00
10) Phenanthrene-D10 (IS)	7.56	188	8902	2.50000	ppb	0.00
15) Chrysene-D12 (IS)	10.62	240	10648	2.50000	ppb	0.00
20) Perylene-D12 (IS)	12.83	264	9592	2.50000	ppb	0.00
System Monitoring Compounds						
3) 2-Methylnaphthalene-D10 (2)	4.66	152	140995	23.92178	ppb	0.00
Spiked Amount	5.000		Recovery	= 478.440%		
13) Fluoranthene-D10 (FRT)	8.93	212	173855	25.05302	ppb	0.00
Spiked Amount	5.000		Recovery	= 501.060%		
Target Compounds						
2) Naphthalene	3.94	128	270597	45.13299	ppb	100
4) 2-Methylnaphthalene	4.69	142	165624	47.13496	ppb	99
5) 1-Methylnaphthalene	4.80	142	164402	46.35966	ppb	99
7) Acenaphthylene	5.70	152	560845	46.97510	ppb	100
8) Acenaphthene	5.89	154	145964	46.15736	ppb	99
9) Fluorene	6.49	166	175391	47.86199	ppb	100
11) Phenanthrene	7.59	178	233010	47.56290	ppb	100
12) Anthracene	7.64	178	228704	49.42683	ppb	100
14) Fluoranthene	8.96	202	371445	48.80706	ppb	99
16) Pyrene	9.21	202	379423	46.53971	ppb	98
17) Benz (a) anthracene	10.61	228	291856	48.90228	ppb	100
18) Chrysene	10.65	228	300277	45.25466	ppb	99
19) Indeno (1,2,3-cd) pyrene	14.38	276	248943	50.15933	ppb	94
21) Benzo (b) fluoranthene	12.15	252	294828	51.34534	ppb	99
22) Benzo (k) fluoranthene	12.20	252	302763	52.24864	ppb	100
23) Benzo (a) pyrene	12.73	252	278840	51.91758	ppb	100
24) Dibenz (a,h) anthracene	14.42	278	268409	51.28254	ppb	97
25) Benzo (g,h,i) perylene	14.70	276	280479	51.78283	ppb	99

Quantitation Report


Data File : M:\KYLO\DATA\211019\1019K008.D  
 Acq On : 19 Oct 21 16:09  
 Sample : 50 ug/ml 10/13/21  
 Misc :

Vial: 8  
 Operator: LS  
 Inst : KYLO  
 Multiplr: 1.00

Quant Time: Oct 19 15:49 2021

Quant Results File: K1019.RES

Method : M:\KYLO\DATA\211019\K1019.M (RTE Integrator)  
 Title : EPA 8270  
 Last Update : Tue Nov 09 10:14:45 2021  
 Response via : Initial Calibration



Data File : M:\KYLO\DATA\211019\1019K009.D  
 Acq On : 19 Oct 21 16:29  
 Sample : 100 ug/ml 10/13/21  
 Misc :

Vial: 9  
 Operator: LS  
 Inst : KYLO  
 Multiplr: 1.00

Quant Time: Oct 19 15:49 2021

Quant Results File: K1019.RES

Quant Method : M:\KYLO\DATA\211019\K1019.M (RTE Integrator)  
 Title : EPA 8270  
 Last Update : Tue Oct 19 16:47:23 2021  
 Response via : Initial Calibration  
 DataAcq Meth : SIM\_2

Internal Standards	R.T.	QIon	Response	Conc	Units	Dev(Min)
1) Napthalene-D8 (IS)	3.92	136	11679	2.50000	ppb	0.00
6) Acenaphthene-D10 (IS)	5.86	164	5877	2.50000	ppb	0.00
10) Phenanthrene-D10 (IS)	7.56	188	9024	2.50000	ppb	0.00
15) Chrysene-D12 (IS)	10.63	240	10469	2.50000	ppb	0.01
20) Perylene-D12 (IS)	12.83	264	9899	2.50000	ppb	0.00
<b>System Monitoring Compounds</b>						
3) 2-Methylnaphthalene-D10 (2)	4.66	152	278374	46.67602	ppb	0.00
Spiked Amount	5.000		Recovery	=	933.520%	
13) Fluoranthene-D10 (FRT)	8.94	212	341108	48.49012	ppb	0.00
Spiked Amount	5.000		Recovery	=	969.800%	
<b>Target Compounds</b>						
						Qvalue
2) Naphthalene	3.94	128	514066	84.73550	ppb	100
4) 2-Methylnaphthalene	4.70	142	318816	89.66757	ppb	99
5) 1-Methylnaphthalene	4.80	142	317528	88.48927	ppb	98
7) Acenaphthylene	5.70	152	1047512	86.09505	ppb	98
8) Acenaphthene	5.90	154	283708	88.03615	ppb	94
9) Fluorene	6.49	166	342219	91.63932	ppb	99
11) Phenanthrene	7.59	178	452383	91.09374	ppb	99
12) Anthracene	7.65	178	447639	95.43451	ppb	100
14) Fluoranthene	8.96	202	701599	90.94222	ppb	97
16) Pyrene	9.22	202	720167	89.84545	ppb	99
17) Benz (a) anthracene	10.62	228	562838	95.91946	ppb	99
18) Chrysene	10.66	228	575910	88.27926	ppb	98
19) Indeno (1,2,3-cd) pyrene	14.39	276	488982	100.01982	ppb	89
21) Benzo (b) fluoranthene	12.16	252	587997	99.33083	ppb	100
22) Benzo (k) fluoranthene	12.16	252	587786	98.78137	ppb	99
23) Benzo (a) pyrene	12.74	252	547488	99.01252	ppb	98
24) Dibenz (a,h) anthracene	14.43	278	535891	99.35185	ppb	94
25) Benzo (g,h,i) perylene	14.71	276	552068	99.06661	ppb	98

Quantitation Report


Data File : M:\KYLO\DATA\211019\1019K009.D  
Acq On : 19 Oct 21 16:29  
Sample : 100 ug/ml 10/13/21  
Misc :

Vial: 9  
Operator: LS  
Inst : KYLO  
Multiplr: 1.00

Quant Time: Oct 19 15:49 2021

Quant Results File: K1019.RES

Method : M:\KYLO\DATA\211019\K1019.M (RTE Integrator)  
Title : EPA 8270  
Last Update : Tue Nov 09 10:14:45 2021  
Response via : Initial Calibration



PAH by GCMS SIM  
EPA 8270 SIM

Form 7

Second Source Calibration

Lab Name: APPL, Inc.  
Case No: \_\_\_\_\_  
Matrix: \_\_\_\_\_

SDG No: \_\_\_\_\_  
Date Analyzed: 10/19/2021  
Instrument: KYLO  
Initial Cal. Date: 10/19/2021  
Data File: 1019K010.D

		Compound	MEAN	CCRF	%D	%Drift	
1	TM	Naphthalene	1.299	1.295	0.25	TM	
2	TM	2-Methylnaphthalene	0.7611	0.7635	0.32	TM	
3	TM	1-Methylnaphthalene	0.7681	0.7563	1.5	TM	
4	TM	Acenaphthylene	5.176	5.272	1.9	TM	
5	*TM	Acenaphthene	1.371	1.393	1.6	*TM	
6	TM	Fluorene	1.589	1.616	1.7	TM	
7	TM	Phenanthrene	1.376	1.380	0.31	TM	
8	TM	Anthracene	1.299	1.415	8.9	TM	
9	*TM	Fluoranthene	2.137	2.167	1.4	*TM	
10	TM	Pyrene	1.914	1.918	0.21	TM	
11	TM	Benz (a) anthracene	1.401	1.374	1.9	TM	
12	TM	Chrysene	1.558	1.488	4.5	TM	
13	TML	Indeno (1,2,3-cd) pyrene	1.272	0.9799	23	TML	12
14	TM	Benzo (b) fluoranthene	1.408	1.510	7.3	TM	
15	TM	Benzo (k) fluoranthene	1.610	1.698	5.5	TM	
16	*TM	Benzo (a) pyrene	1.341	1.484	11	*TM	
17	TM	Dibenz (a,h) anthracene	1.326	1.382	4.2	TM	
18	TM	Benzo (g,h,i) perylene	1.443	1.486	3.0	TM	
19							
20							
21							
22							
23							
24							
25							
26							
27							
28							
29							
30							
31							
32							
33							
34							
35							
36							
37							
38							

Average

4.4

PAH by GCMS SIM  
EPA 8270 SIM

Data File : M:\KYLO\DATA\211019\1019K010.D Vial: 10  
 Acq On : 19 Oct 21 16:49 Operator: LS  
 Sample : SS ug/ml 10/13/21 Inst : KYLO  
 Misc : Multiplr: 1.00

Quant Time: Oct 19 16:06 2021 Quant Results File: K1019.RES

Quant Method : M:\KYLO\DATA\211019\K1019.M (RTE Integrator)  
 Title : EPA 8270  
 Last Update : Tue Oct 19 16:51:19 2021  
 Response via : Initial Calibration  
 DataAcq Meth : SIM\_2

Internal Standards	R.T.	QIon	Response	Conc	Units	Dev(Min)
1) Napthalene-D8 (IS)	3.92	136	11540	2.50000	ppb	0.00
6) Acenaphthene-D10 (IS)	5.86	164	5722	2.50000	ppb	0.00
10) Phenanthrene-D10 (IS)	7.56	188	8843	2.50000	ppb	0.00
15) Chrysene-D12 (IS)	10.62	240	10394	2.50000	ppb	0.00
20) Perylene-D12 (IS)	12.83	264	8800	2.50000	ppb	0.00

System Monitoring Compounds	R.T.	QIon	Response	Conc	Units	Dev(Min)
3) 2-Methylnaphthalene-D10 (2)	4.66	152	1	0.00017	ppb	0.00
Spiked Amount	5.000		Recovery	=	0.000%	
13) Fluoranthene-D10 (FRT)	8.93	212	9	0.00131	ppb	0.00
Spiked Amount	5.000		Recovery	=	0.020%	

Target Compounds	R.T.	QIon	Response	Conc	Units	Qvalue
2) Naphthalene	3.94	128	29897	4.98740	ppb	100
4) 2-Methylnaphthalene	4.69	142	17622	5.01592	ppb	100
5) 1-Methylnaphthalene	4.80	142	17455	4.92298	ppb	100
7) Acenaphthylene	5.69	152	60338	5.09352	ppb	100
8) Acenaphthene	5.89	154	15936	5.07898	ppb	100
9) Fluorene	6.49	166	18488	5.08482	ppb	100
11) Phenanthrene	7.59	178	24407	5.01529	ppb	100
12) Anthracene	7.64	178	25019	5.44311	ppb	100
14) Fluoranthene	8.95	202	38328	5.06982	ppb	99
16) Pyrene	9.21	202	39873	5.01031	ppb	100
17) Benz (a) anthracene	10.61	228	28567	4.90355	ppb	99
18) Chrysene	10.65	228	30939	4.77675	ppb	100
19) Indeno (1,2,3-cd) pyrene	14.38	276	20371	4.37871	ppb	99
21) Benzo (b) fluoranthene	12.14	252	26577	5.36265	ppb	100
22) Benzo (k) fluoranthene	12.19	252	29888	5.27373	ppb	100
23) Benzo (a) pyrene	12.73	252	26127	5.53492	ppb	100
24) Dibenz (a,h) anthracene	14.42	278	24324	5.21145	ppb	99
25) Benzo (g,h,i) perylene	14.69	276	26159	5.14999	ppb	100

Quantitation Report


Data File : M:\KYLO\DATA\211019\1019K010.D  
Acq On : 19 Oct 21 16:49  
Sample : SS ug/ml 10/13/21  
Misc :

Vial: 10  
Operator: LS  
Inst : KYLO  
Multiplr: 1.00

Quant Time: Oct 19 16:06 2021

Quant Results File: K1019.RES

Method : M:\KYLO\DATA\211019\K1019.M (RTE Integrator)  
Title : EPA 8270  
Last Update : Tue Nov 09 10:14:45 2021  
Response via : Initial Calibration





PAH by GCMS SIM  
EPA 8270 SIM

Form 7

Continuing Calibration

Lab Name: APPL, Inc.  
Case No: \_\_\_\_\_  
Matrix: \_\_\_\_\_

SDG No: \_\_\_\_\_  
Date Analyzed: 11/24/2021  
Instrument: KYLO  
Initial Cal. Date: 10/19/2021  
Data File: 1124K004.D

		Compound	MEAN	CCRF	%D	%Drift
1	I	Napthalene-D8(IS)	ISTD			I
2	TM	Naphthalene	1.299	1.312	1.1	TM
3	S	2-Methylnaphthalene-D10 (2MN)	1.277	1.284	0.60	S
4	TM	2-Methylnaphthalene	0.7611	0.7966	4.7	TM
5	TM	1-Methylnaphthalene	0.7681	0.8038	4.7	TM
6	I	Acenaphthene-D10(IS)	ISTD			I
7	TM	Acenaphthylene	5.176	5.665	9.5	TM
8	*TM	Acenaphthene	1.371	1.436	4.7	*TM
9	TM	Fluorene	1.589	1.674	5.4	TM
10	I	Phenanthrene-D10(IS)	ISTD			I
11	TM	Phenanthrene	1.376	1.480	7.6	TM
12	TM	Anthracene	1.299	1.404	8.1	TM
13	S	Fluoranthene-D10 (FRT)	1.949	2.040	4.7	S
14	*TM	Fluoranthene	2.137	2.394	12	*TM
15	I	Chrysene-D12(IS)	ISTD			I
16	TM	Pyrene	1.914	1.987	3.8	TM
17	TM	Benz (a) anthracene	1.401	1.481	5.7	TM
18	TM	Chrysene	1.558	1.557	0.09	TM
19	TML	Indeno (1,2,3-cd) pyrene	1.272	1.175	7.7	TML 4.2
20	I	Perylene-D12(IS)	ISTD			I
21	TM	Benzo (b) fluoranthene	1.408	1.535	9.0	TM
22	TM	Benzo (k) fluoranthene	1.610	1.630	1.2	TM
23	*TM	Benzo (a) pyrene	1.341	1.498	12	*TM
24	TM	Dibenz (a,h) anthracene	1.326	1.368	3.2	TM
25	TM	Benzo (g,h,i) perylene	1.443	1.492	3.4	TM
26						
27						
28						
29						
30						
31						
32						
33						
34						
35						
36						
37						
38						
39						
40						

Average

5.5

Quantitation Report (Not Reviewed)

Data File : M:\KYLO\DATA\211124\1124K004.D  
 Acq On : 24 Nov 21 12:51  
 Sample : 5 ug/ml 10/19/21 (1)  
 Misc :

Vial: 4  
 Operator: LS  
 Inst : KYLO  
 Multiplr: 1.00

Quant Time: Nov 24 13:07 2021

Quant Results File: K1019.RES

Quant Method : M:\KYLO\DATA\211124\K1019.M (RTE Integrator)  
 Title : EPA 8270  
 Last Update : Mon Nov 22 09:54:05 2021  
 Response via : Initial Calibration  
 DataAcq Meth : SIM\_2

Internal Standards	R.T.	QIon	Response	Conc	Units	Dev(Min)
1) Napthalene-D8 (IS)	3.86	136	14328	2.50000	ppb	0.00
6) Acenaphthene-D10 (IS)	5.79	164	7074	2.50000	ppb	-0.07
10) Phenanthrene-D10 (IS)	7.49	188	10452	2.50000	ppb	-0.06
15) Chrysene-D12 (IS)	10.55	240	12916	2.50000	ppb	-0.07
20) Perylene-D12 (IS)	12.71	264	11856	2.50000	ppb	-0.12
<b>System Monitoring Compounds</b>						
3) 2-Methylnaphthalene-D10 (2)	4.59	152	18402	2.51507	ppb	0.00
Spiked Amount	5.000		Recovery	=	50.300%	
13) Fluoranthene-D10 (FRT)	8.86	212	21327	2.61752	ppb	-0.07
Spiked Amount	5.000		Recovery	=	52.360%	
<b>Target Compounds</b>						
						Qvalue
2) Naphthalene	3.88	128	37605	5.05257	ppb	100
4) 2-Methylnaphthalene	4.63	142	22826	5.23293	ppb	# 65
5) 1-Methylnaphthalene	4.74	142	23035	5.23259	ppb	86
7) Acenaphthylene	5.63	152	80152	5.47298	ppb	99
8) Acenaphthene	5.83	154	20315	5.23717	ppb	99
9) Fluorene	6.42	166	23684	5.26894	ppb	98
11) Phenanthrene	7.52	178	30936	5.37831	ppb	100
12) Anthracene	7.58	178	29352	5.40275	ppb	99
14) Fluoranthene	8.89	202	50053	5.60153	ppb	98
16) Pyrene	9.14	202	51316	5.18911	ppb	98
17) Benz (a) anthracene	10.54	228	38259	5.28487	ppb	99
18) Chrysene	10.58	228	40208	4.99567	ppb	98
19) Indeno (1,2,3-cd) pyrene	14.28	276	30346	5.21144	ppb	92
21) Benzo (b) fluoranthene	12.03	252	36390	5.45004	ppb	98
22) Benzo (k) fluoranthene	12.08	252	38649	5.06178	ppb	99
23) Benzo (a) pyrene	12.60	252	35529	5.58662	ppb	98
24) Dibenz (a,h) anthracene	14.32	278	32444	5.15944	ppb	97
25) Benzo (g,h,i) perylene	14.59	276	35377	5.16953	ppb	98

Quantitation Report


Data File : M:\KYLO\DATA\211124\1124K004.D  
 Acq On : 24 Nov 21 12:51  
 Sample : 5 ug/ml 10/19/21 (1)  
 Misc :

Vial: 4  
 Operator: LS  
 Inst : KYLO  
 Multiplr: 1.00

Quant Time: Nov 24 13:07 2021

Quant Results File: K1019.RES

Method : M:\KYLO\DATA\211124\K1019.M (RTE Integrator)  
 Title : EPA 8270  
 Last Update : Mon Nov 22 09:54:05 2021  
 Response via : Initial Calibration



PAH by GCMS SIM  
EPA 8270 SIM

Form 7

Ending Continuing Calibration

Lab Name: APPL, Inc.  
Case No: \_\_\_\_\_  
Matrix: \_\_\_\_\_

SDG No: \_\_\_\_\_  
Date Analyzed: 11/25/2021  
Instrument: KYLO  
Initial Cal. Date: 10/19/2021  
Data File: 1124K040.D

		Compound	MEAN	CCRF	%D	%Drift
1	I	Napthalene-D8(IS)	ISTD			I
2	TM	Napthalene	1.299	1.290	0.64	TM
3	S	2-Methylnapthalene-D10 (2MN)	1.277	1.270	0.52	S
4	TM	2-Methylnapthalene	0.7611	0.7863	3.3	TM
5	TM	1-Methylnapthalene	0.7681	0.7862	2.4	TM
6	I	Acenaphthene-D10(IS)	ISTD			I
7	TM	Acenaphthylene	5.176	5.508	6.4	TM
8	*TM	Acenaphthene	1.371	1.410	2.9	*TM
9	TM	Fluorene	1.589	1.686	6.1	TM
10	I	Phenanthrene-D10(IS)	ISTD			I
11	TM	Phenanthrene	1.376	1.446	5.1	TM
12	TM	Anthracene	1.299	1.381	6.3	TM
13	S	Fluoranthene-D10 (FRT)	1.949	2.123	9.0	S
14	*TM	Fluoranthene	2.137	2.380	11	*TM
15	I	Chrysene-D12(IS)	ISTD			I
16	TM	Pyrene	1.914	1.953	2.0	TM
17	TM	Benz (a) anthracene	1.401	1.462	4.4	TM
18	TM	Chrysene	1.558	1.545	0.84	TM
19	TML	Indeno (1,2,3-cd) pyrene	1.272	1.113	13	TML 1.0
20	I	Perylene-D12(IS)	ISTD			I
21	TM	Benzo (b) fluoranthene	1.408	1.547	9.8	TM
22	TM	Benzo (k) fluoranthene	1.610	1.655	2.8	TM
23	*TM	Benzo (a) pyrene	1.341	1.421	5.9	*TM
24	TM	Dibenz (a,h) anthracene	1.326	1.360	2.6	TM
25	TM	Benzo (g,h,i) perylene	1.443	1.463	1.4	TM
26						
27						
28						
29						
30						
31						
32						
33						
34						
35						
36						
37						
38						
39						
40						

Average

4.8

Quantitation Report (QT Reviewed)

Data File : M:\KYLO\DATA\211124\1124K040.D  
 Acq On : 25 Nov 21 00:49  
 Sample : 5 ug/ml 10/13/21 (2)  
 Misc :

Vial: 40  
 Operator: LS  
 Inst : KYLO  
 Multiplr: 1.00

Quant Time: Nov 29 9:02 2021

Quant Results File: K1019.RES

Quant Method : M:\KYLO\DATA\211124\K1019.M (RTE Integrator)  
 Title : EPA 8270  
 Last Update : Mon Nov 29 09:02:10 2021  
 Response via : Initial Calibration  
 DataAcq Meth : SIM\_2

Internal Standards	R.T.	QIon	Response	Conc	Units	Dev(Min)
1) Napthalene-D8 (IS)	3.86	136	15372	2.50000	ppb	0.00
6) Acenaphthene-D10 (IS)	5.79	164	7609	2.50000	ppb	-0.07
10) Phenanthrene-D10 (IS)	7.49	188	11755	2.50000	ppb	-0.07
15) Chrysene-D12 (IS)	10.54	240	14546	2.50000	ppb	-0.07
20) Perylene-D12 (IS)	12.71	264	12996	2.50000	ppb	-0.13

System Monitoring Compounds	R.T.	QIon	Response	Conc	Units	Dev(Min)
3) 2-Methylnaphthalene-D10 (2)	4.59	152	19522	2.48694	ppb	0.00
Spiked Amount	5.000		Recovery	=	49.740%	
13) Fluoranthene-D10 (FRT)	8.86	212	24961	2.72395	ppb	-0.07
Spiked Amount	5.000		Recovery	=	54.480%	

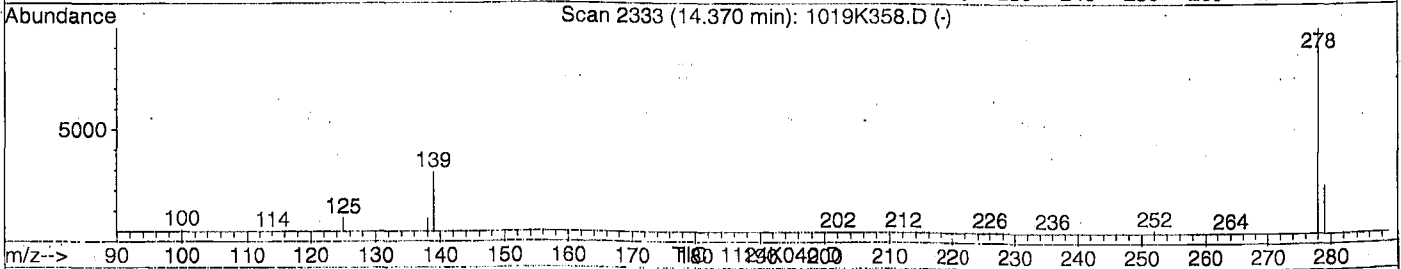
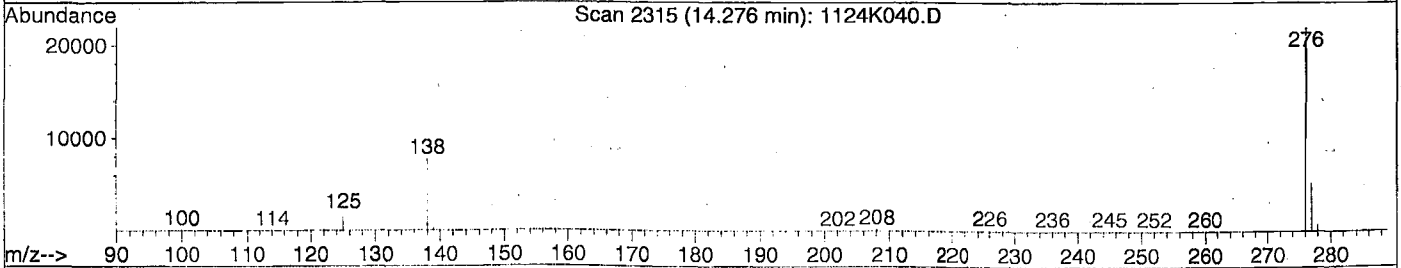
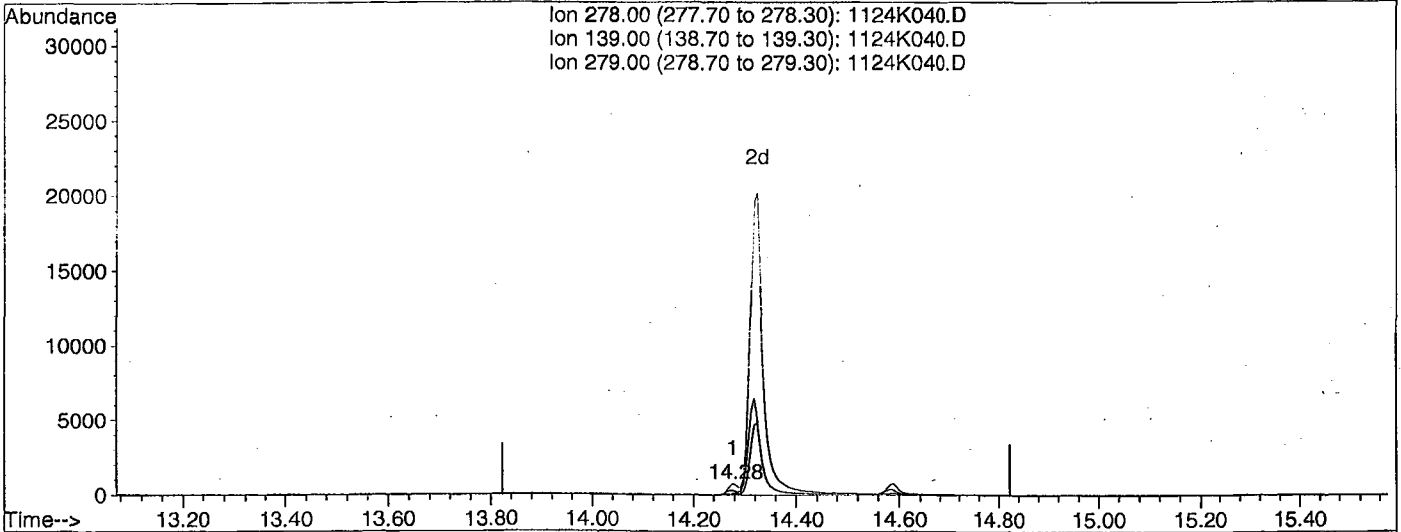
Target Compounds	R.T.	QIon	Response	Conc	Units	Qvalue
2) Naphthalene	3.89	128	39671	4.96815	ppb	99
4) 2-Methylnaphthalene	4.63	142	24173	5.16537	ppb	# 65
5) 1-Methylnaphthalene	4.74	142	24170	5.11753	ppb	86
7) Acenaphthylene	5.63	152	83820	5.32102	ppb	99
8) Acenaphthene	5.82	154	21461	5.14360	ppb	96
9) Fluorene	6.42	166	25659	5.30696	ppb	100
11) Phenanthrene	7.52	178	33994	5.25486	ppb	99
12) Anthracene	7.57	178	32460	5.31254	ppb	100
14) Fluoranthene	8.89	202	55963	5.56870	ppb	100
16) Pyrene	9.14	202	56816	5.10147	ppb	99
17) Benz (a) anthracene	10.53	228	42543	5.21811	ppb	99
18) Chrysene	10.57	228	44940	4.95791	ppb	99
19) Indeno (1,2,3-cd) pyrene	14.28	276	32381	4.94774	ppb	94
21) Benzo (b) fluoranthene	12.03	252	40197	5.49212	ppb	100
22) Benzo (k) fluoranthene	12.07	252	43010	5.13882	ppb	98
23) Benzo (a) pyrene	12.60	252	36928	5.29725	ppb	98
24) Dibenz (a,h) anthracene	14.32	278	35347m	5.12802	ppb	73
25) Benzo (g,h,i) perylene	14.59	276	38021	5.06853	ppb	98

Quantitation Report

Data File : M:\KYLO\DATA\211124\1124K040.D  
 Acq On : 25 Nov 21 00:49  
 Sample : 5 ug/ml 10/13/21 (2)  
 Misc :  
 Quant Time: Nov 29 9:02 2021

Vial: 40  
 Operator: LS  
 Inst : KYLO  
 Multiplr: 1.00  
 Quant Results File: temp.res

Method : M:\KYLO\DATA\211124\K1019.M (RTE Integrator)  
 Title : EPA 8270  
 Last Update : Mon Nov 29 09:02:10 2021  
 Response via : Multiple Level Calibration



(24) Dibenz (a,h) anthracene (TM)

14.28min 0.1522ppb

response 1049

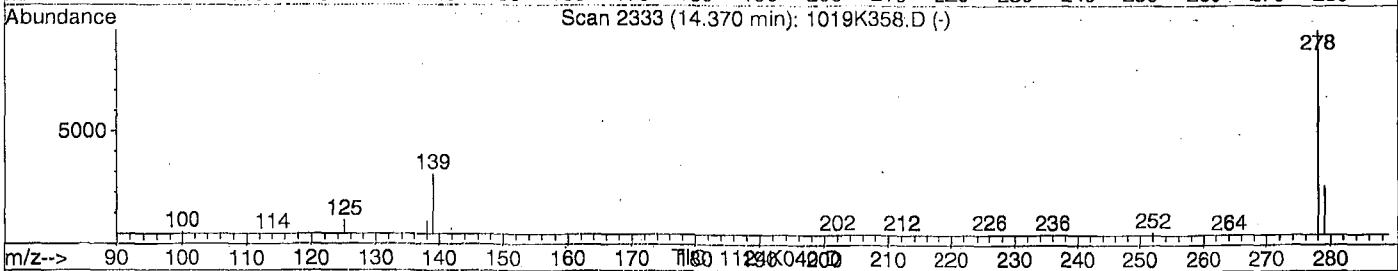
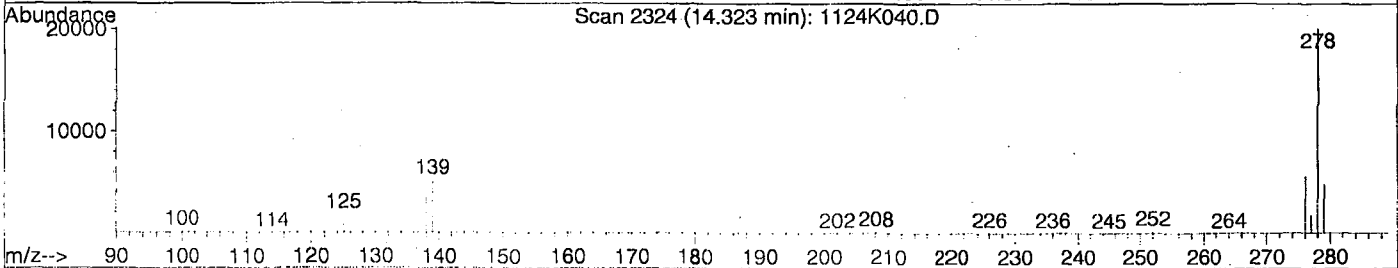
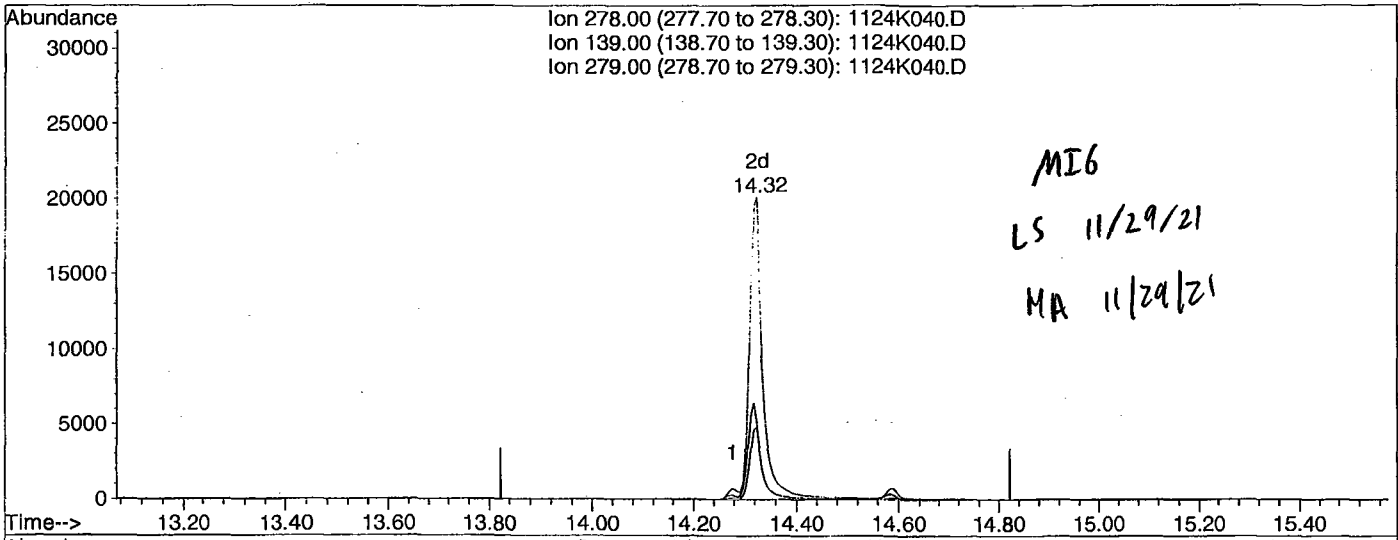
Ion	Exp%	Act%
278.00	100	100
139.00	26.30	37.87#
279.00	24.00	8.56#
0.00	0.00	0.00

Quantitation Report

Data File : M:\KYLO\DATA\211124\1124K040.D  
 Acq On : 25 Nov 21 00:49  
 Sample : 5 ug/ml 10/13/21 (2)  
 Misc :  
 Quant Time: Nov 29 9:02 2021

Vial: 40  
 Operator: LS  
 Inst : KYLO  
 Multiplr: 1.00  
 Quant Results File: temp.res

Method : M:\KYLO\DATA\211124\K1019.M (RTE Integrator)  
 Title : EPA 8270  
 Last Update : Mon Nov 29 09:02:10 2021  
 Response via : Multiple Level Calibration



(24) Dibenz (a,h) anthracene (TM)

14.32min 5.1280ppb m

response 35347

Ion	Exp%	Act%
278.00	100	100
139.00	26.30	26.30
279.00	24.00	23.99
0.00	0.00	0.00

Quantitation Report


Data File : M:\KYLO\DATA\211124\1124K040.D  
Acq On : 25 Nov 21 00:49  
Sample : 5 ug/ml 10/13/21 (2)  
Misc :

Vial: 40  
Operator: LS  
Inst : KYLO  
Multiplr: 1.00

Quant Time: Nov 29 9:02 2021

Quant Results File: K1019.RES

Method : M:\KYLO\DATA\211124\K1019.M (RTE Integrator)  
Title : EPA 8270  
Last Update : Mon Nov 29 09:02:10 2021  
Response via : Initial Calibration





**ORGANICS**  
**Raw Data**

Quantitation Report (QT Reviewed)

Data File : M:\KYLO\DATA\211124\1124K036.D  
 Acq On : 24 Nov 21 23:30  
 Sample : BA46821W07 1/900  
 Misc :

Vial: 36  
 Operator: LS  
 Inst : KYLO  
 Multiplr: 1.11

Quant Time: Nov 29 9:46 2021

Quant Results File: K1019.RES

Quant Method : M:\KYLO\DATA\211124\K1019.M (RTE Integrator)  
 Title : EPA 8270  
 Last Update : Mon Nov 29 09:02:10 2021  
 Response via : Initial Calibration  
 DataAcq Meth : SIM\_2

Internal Standards	R.T.	QIon	Response	Conc	Units	Dev(Min)
1) Napthalene-D8 (IS)	3.86	136	12516	2.50	ppb	0.00
6) Acenaphthene-D10 (IS)	5.79	164	6064	2.50	ppb	-0.07
10) Phenanthrene-D10 (IS)	7.49	188	9046	2.50	ppb	-0.07
15) Chrysene-D12 (IS)	10.54	240	10533	2.50	ppb	-0.07
20) Perylene-D12 (IS)	12.71	264	9949	2.50	ppb	-0.13
System Monitoring Compounds						
3) 2-Methylnaphthalene-D10 (2)	4.59	152	23237	4.04	ppb	0.00
Spiked Amount	5.556		Recovery	=	72.720%	
13) Fluoranthene-D10 (FRT)	8.86	212	23843	3.76	ppb	-0.07
Spiked Amount	5.556		Recovery	=	67.626%	

Target Compounds Qvalue

Quantitation Report

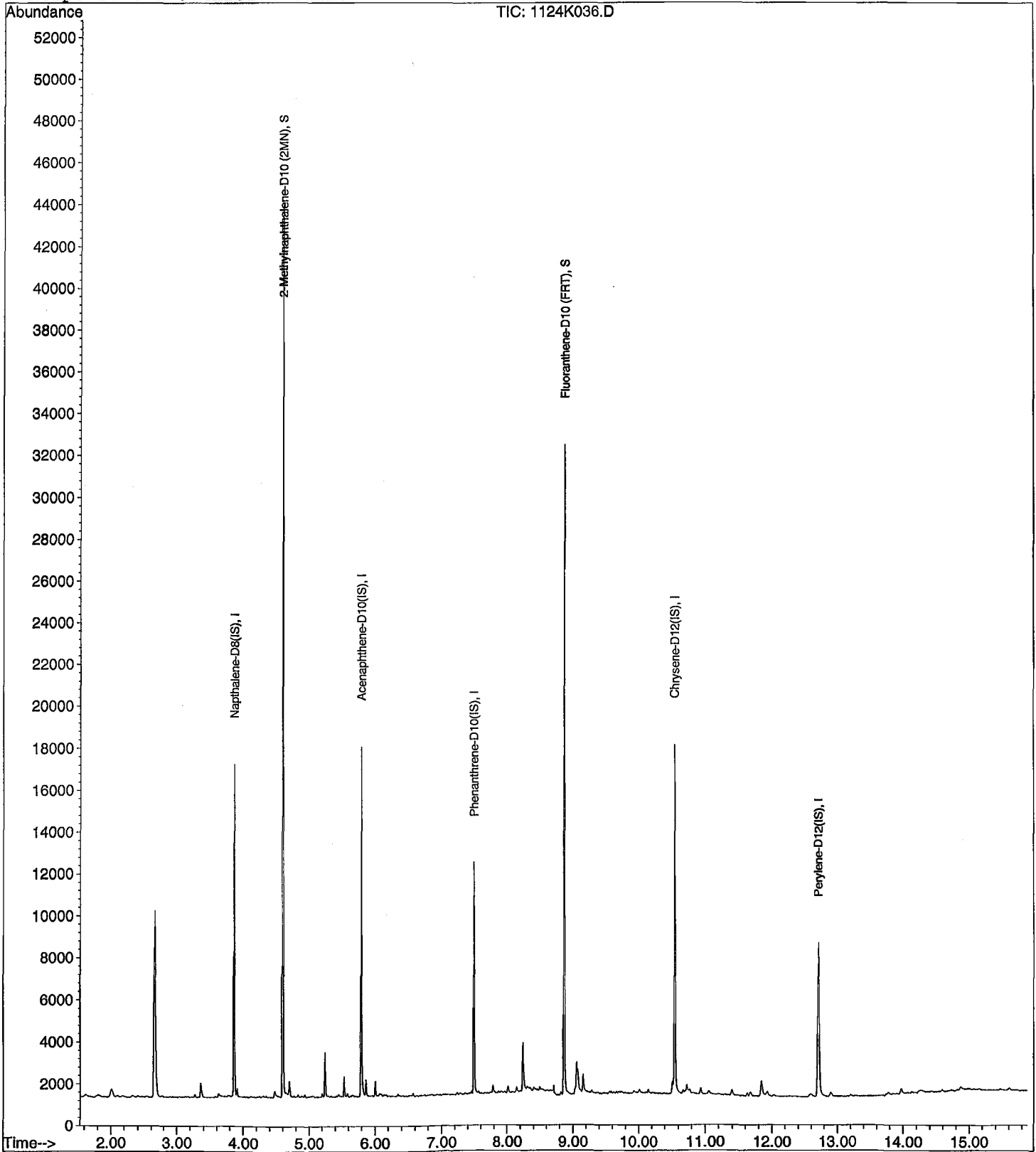
Data File : M:\KYLO\DATA\211124\1124K036.D  
Acq On : 24 Nov 21 23:30  
Sample : BA46821W07 1/900  
Misc :

Vial: 36  
Operator: LS  
Inst : KYLO  
Multiplr: 1.11

Quant Time: Nov 29 9:46 2021

Quant Results File: K1019.RES

Method : M:\KYLO\DATA\211124\K1019.M (RTE Integrator)  
Title : EPA 8270  
Last Update : Wed Dec 01 13:13:21 2021  
Response via : Initial Calibration



Quantitation Report (QT Reviewed)

Data File : M:\KYLO\DATA\211124\1124K037.D  
 Acq On : 24 Nov 21 23:49  
 Sample : BA46823W07 1/910  
 Misc :

Vial: 37  
 Operator: LS  
 Inst : KYLO  
 Multiplr: 1.10

Quant Time: Nov 29 9:47 2021

Quant Results File: K1019.RES

Quant Method : M:\KYLO\DATA\211124\K1019.M (RTE Integrator)  
 Title : EPA 8270  
 Last Update : Mon Nov 29 09:02:10 2021  
 Response via : Initial Calibration  
 DataAcq Meth : SIM\_2

Internal Standards	R.T.	QIon	Response	Conc	Units	Dev(Min)
1) Napthalene-D8 (IS)	3.86	136	12359	2.50	ppb	0.00
6) Acenaphthene-D10 (IS)	5.79	164	6019	2.50	ppb	-0.07
10) Phenanthrene-D10 (IS)	7.49	188	8974	2.50	ppb	-0.07
15) Chrysene-D12 (IS)	10.54	240	10486	2.50	ppb	-0.07
20) Perylene-D12 (IS)	12.71	264	9777	2.50	ppb	-0.13
<b>System Monitoring Compounds</b>						
3) 2-Methylnaphthalene-D10 (2)	4.59	152	20534	3.58	ppb	0.00
Spiked Amount	5.495		Recovery	=	65.065%	
13) Fluoranthene-D10 (FRT)	8.86	212	24242	3.81	ppb	-0.07
Spiked Amount	5.495		Recovery	=	69.306%	

Target Compounds Qvalue

Quantitation Report

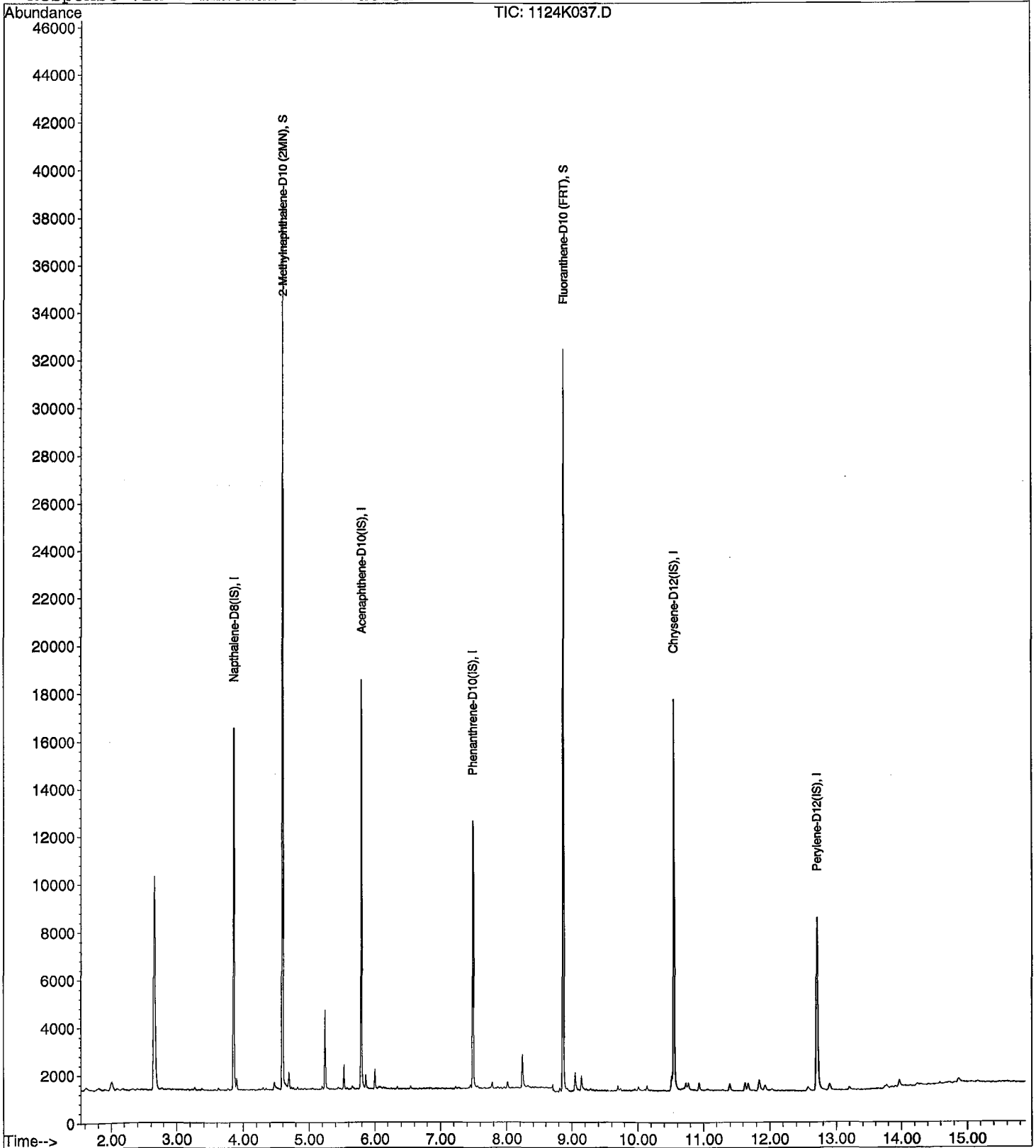
Data File : M:\KYLO\DATA\211124\1124K037.D  
Acq On : 24 Nov 21 23:49  
Sample : BA46823W07 1/910  
Misc :

Vial: 37  
Operator: LS  
Inst : KYLO  
Multiplr: 1.10

Quant Time: Nov 29 9:47 2021

Quant Results File: K1019.RES

Method : M:\KYLO\DATA\211124\K1019.M (RTE Integrator)  
Title : EPA 8270  
Last Update : Wed Dec 01 13:13:21 2021  
Response via : Initial Calibration



Quantitation Report (QT Reviewed)

Data File : M:\KYLO\DATA\211124\1124K026.D  
 Acq On : 24 Nov 21 20:11  
 Sample : 211119A BLK 1/1000  
 Misc :

Vial: 26  
 Operator: LS  
 Inst : KYLO  
 Multiplr: 1.00

Quant Time: Nov 29 9:41 2021

Quant Results File: K1019.RES

Quant Method : M:\KYLO\DATA\211124\K1019.M (RTE Integrator)  
 Title : EPA 8270  
 Last Update : Mon Nov 29 09:02:10 2021  
 Response via : Initial Calibration  
 DataAcq Meth : SIM\_2

Internal Standards	R.T.	QIon	Response	Conc	Units	Dev(Min)
1) Napthalene-D8 (IS)	3.86	136	12524	2.50	ppb	0.00
6) Acenaphthene-D10 (IS)	5.79	164	6008	2.50	ppb	-0.07
10) Phenanthrene-D10 (IS)	7.49	188	8935	2.50	ppb	-0.07
15) Chrysene-D12 (IS)	10.54	240	10406	2.50	ppb	-0.07
20) Perylene-D12 (IS)	12.71	264	9578	2.50	ppb	-0.12

System Monitoring Compounds

3) 2-Methylnaphthalene-D10 (2)	4.59	152	24346	3.81	ppb	0.00
Spiked Amount	5.000		Recovery	=	76.140%	
13) Fluoranthene-D10 (FRT)	8.87	212	29189	4.19	ppb	-0.07
Spiked Amount	5.000		Recovery	=	83.820%	

Target Compounds

Qvalue

Quantitation Report


Data File : M:\KYLO\DATA\211124\1124K026.D  
Acq On : 24 Nov 21 20:11  
Sample : 211119A BLK 1/1000  
Misc :

Vial: 26  
Operator: LS  
Inst : KYLO  
Multiplr: 1.00

Quant Time: Nov 29 9:41 2021

Quant Results File: K1019.RES

Method : M:\KYLO\DATA\211124\K1019.M (RTE Integrator)  
Title : EPA 8270  
Last Update : Wed Dec 01 13:13:21 2021  
Response via : Initial Calibration



Quantitation Report (QT Reviewed)

Data File : M:\KYLO\DATA\211124\1124K027.D  
 Acq On : 24 Nov 21 20:31  
 Sample : 211119A LCS-1 1/1000  
 Misc :

Vial: 27  
 Operator: LS  
 Inst : KYLO  
 Multiplr: 1.00

Quant Time: Nov 29 9:17 2021

Quant Results File: K1019.RES

Quant Method : M:\KYLO\DATA\211124\K1019.M (RTE Integrator)  
 Title : EPA 8270  
 Last Update : Mon Nov 29 09:02:10 2021  
 Response via : Initial Calibration  
 DataAcq Meth : SIM\_2

Internal Standards	R.T.	QIon	Response	Conc	Units	Dev(Min)
1) Napthalene-D8 (IS)	3.86	136	13002	2.50	ppb	0.00
6) Acenaphthene-D10 (IS)	5.79	164	6184	2.50	ppb	-0.07
10) Phenanthrene-D10 (IS)	7.49	188	9230	2.50	ppb	-0.07
15) Chrysene-D12 (IS)	10.54	240	11071	2.50	ppb	-0.07
20) Perylene-D12 (IS)	12.71	264	10270	2.50	ppb	-0.13
<b>System Monitoring Compounds</b>						
3) 2-Methylnaphthalene-D10 (2)	4.59	152	25384	3.82	ppb	0.00
Spiked Amount	5.000		Recovery	=	76.460%	
13) Fluoranthene-D10 (FRT)	8.86	212	29558	4.11	ppb	-0.07
Spiked Amount	5.000		Recovery	=	82.160%	
<b>Target Compounds</b>						
2) Naphthalene	3.88	128	25594	3.79	ppb	100
4) 2-Methylnaphthalene	4.63	142	15332	3.87	ppb	# 65
5) 1-Methylnaphthalene	4.74	142	15448	3.87	ppb	86
7) Acenaphthylene	5.63	152	53704	4.19	ppb	99
8) Acenaphthene	5.82	154	13508	3.98	ppb	94
9) Fluorene	6.42	166	15908	4.05	ppb	100
11) Phenanthrene	7.52	178	20879	4.11	ppb	99
12) Anthracene	7.57	178	19474	4.06	ppb	99
14) Fluoranthene	8.89	202	33969	4.30	ppb	99
16) Pyrene	9.14	202	35079	4.14	ppb	99
17) Benz (a) anthracene	10.53	228	26149	4.21	ppb	100
18) Chrysene	10.57	228	27737	4.02	ppb	99
19) Indeno (1,2,3-cd) pyrene	14.28	276	18709	3.80	ppb	# 92
21) Benzo (b) fluoranthene	12.02	252	24249	4.19	ppb	98
22) Benzo (k) fluoranthene	12.08	252	26485	4.00	ppb	99
23) Benzo (a) pyrene	12.60	252	22812	4.14	ppb	99
24) Dibenz (a,h) anthracene	14.32	278	21313	3.91	ppb	98
25) Benzo (g,h,i) perylene	14.59	276	23493	3.96	ppb	97



Quantitation Report


Data File : M:\KYLO\DATA\211124\1124K027.D  
 Acq On : 24 Nov 21 20:31  
 Sample : 211119A LCS-1 1/1000  
 Misc :

Vial: 27  
 Operator: LS  
 Inst : KYLO  
 Multiplr: 1.00

Quant Time: Nov 29 9:17 2021

Quant Results File: K1019.RES

Method : M:\KYLO\DATA\211124\K1019.M (RTE Integrator)  
 Title : EPA 8270  
 Last Update : Wed Dec 01 13:13:21 2021  
 Response via : Initial Calibration



Quantitation Report (QT Reviewed)

Data File : M:\KYLO\DATA\211124\1124K028.D  
 Acq On : 24 Nov 21 20:50  
 Sample : 211119A LCSD-1 1/1000  
 Misc :

Vial: 28  
 Operator: LS  
 Inst : KYLO  
 Multiplr: 1.00

Quant Time: Nov 29 9:17 2021

Quant Results File: K1019.RES

Quant Method : M:\KYLO\DATA\211124\K1019.M (RTE Integrator)  
 Title : EPA 8270  
 Last Update : Mon Nov 29 09:02:10 2021  
 Response via : Initial Calibration  
 DataAcq Meth : SIM\_2

Internal Standards	R.T.	QIon	Response	Conc	Units	Dev(Min)
1) Napthalene-D8 (IS)	3.86	136	12647	2.50	ppb	0.00
6) Acenaphthene-D10 (IS)	5.79	164	6140	2.50	ppb	-0.07
10) Phenanthrene-D10 (IS)	7.49	188	9097	2.50	ppb	-0.07
15) Chrysene-D12 (IS)	10.54	240	10781	2.50	ppb	-0.07
20) Perylene-D12 (IS)	12.71	264	10037	2.50	ppb	-0.13
<b>System Monitoring Compounds</b>						
3) 2-Methylnaphthalene-D10 (2)	4.59	152	21224	3.29	ppb	0.00
Spiked Amount	5.000		Recovery	=	65.720%	
13) Fluoranthene-D10 (FRT)	8.86	212	26245	3.70	ppb	-0.07
Spiked Amount	5.000		Recovery	=	74.020%	
<b>Target Compounds</b>						
2) Naphthalene	3.88	128	20891	3.18	ppb	100
4) 2-Methylnaphthalene	4.63	142	12810	3.33	ppb #	66
5) 1-Methylnaphthalene	4.74	142	12944	3.33	ppb	85
7) Acenaphthylene	5.63	152	45275	3.56	ppb	99
8) Acenaphthene	5.82	154	11532	3.43	ppb	97
9) Fluorene	6.42	166	13883	3.56	ppb	99
11) Phenanthrene	7.52	178	18358	3.67	ppb	99
12) Anthracene	7.57	178	17368	3.67	ppb	99
14) Fluoranthene	8.89	202	30237	3.89	ppb	99
16) Pyrene	9.14	202	31026	3.76	ppb	100
17) Benz (a) anthracene	10.53	228	23163	3.83	ppb	99
18) Chrysene	10.57	228	24639	3.67	ppb	99
19) Indeno (1,2,3-cd) pyrene	14.28	276	17110	3.58	ppb	91
21) Benzo (b) fluoranthene	12.03	252	21364	3.78	ppb	100
22) Benzo (k) fluoranthene	12.08	252	23691	3.67	ppb	99
23) Benzo (a) pyrene	12.60	252	20347	3.78	ppb	100
24) Dibenz (a,h) anthracene	14.32	278	18419	3.46	ppb	98
25) Benzo (g,h,i) perylene	14.59	276	20665	3.57	ppb	100

Quantitation Report


Data File : M:\KYLO\DATA\211124\1124K028.D  
Acq On : 24 Nov 21 20:50  
Sample : 211119A LCSD-1 1/1000  
Misc :

Vial: 28  
Operator: LS  
Inst : KYLO  
Multiplr: 1.00

Quant Time: Nov 29 9:17 2021

Quant Results File: K1019.RES

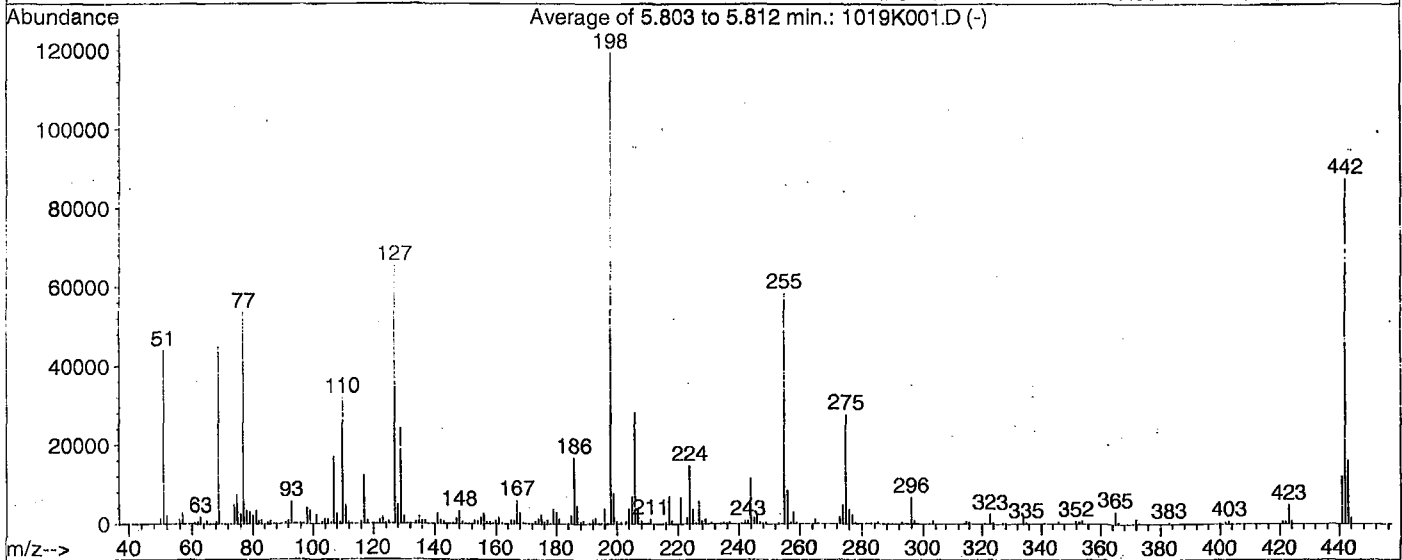
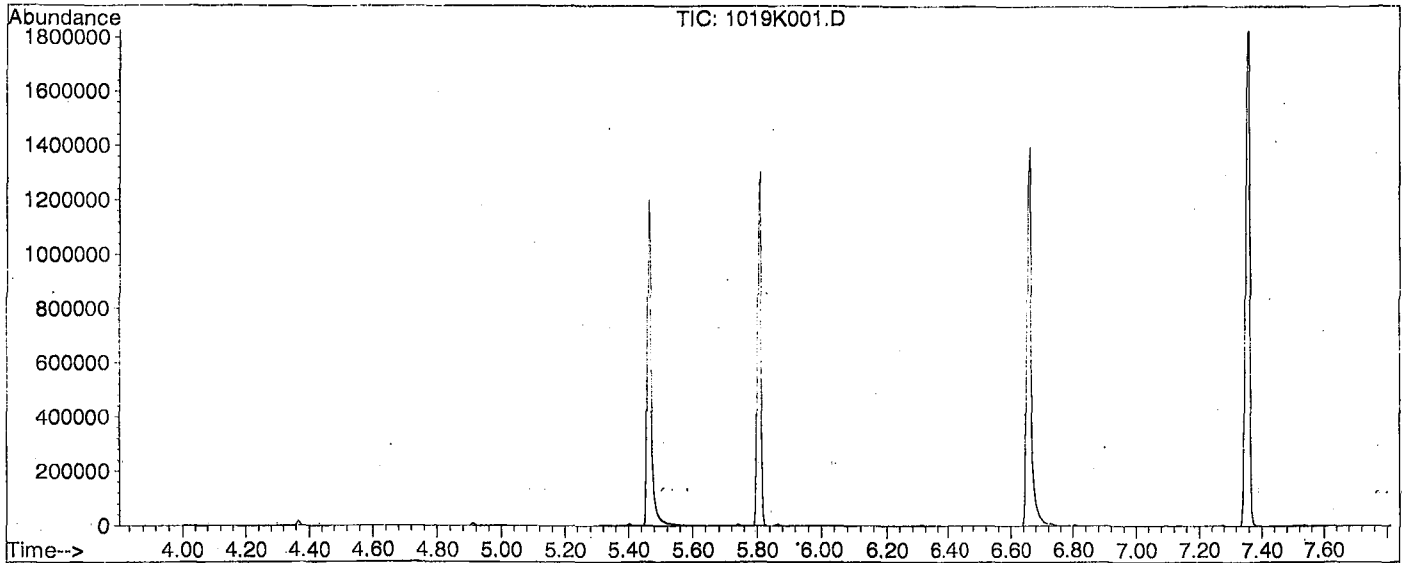
Method : M:\KYLO\DATA\211124\K1019.M (RTE Integrator)  
Title : EPA 8270  
Last Update : Wed Dec 01 13:13:21 2021  
Response via : Initial Calibration



Data File : M:\KYLO\DATA\211019\1019K001.D  
 Acq On : 19 Oct 21 13:58  
 Sample : SV TUNE 7/2/21  
 Misc :

Vial: 1  
 Operator: LS  
 Inst : KYLO  
 Multiplr: 1.00

Method : M:\KYLO\DATA\211019\DFTPP2.M (Chemstation Integrator)  
 Title :



AutoFind: Scans 476, 477, 478; Background Corrected with Scan 470

Target Mass	Rel. to Mass	Lower Limit%	Upper Limit%	Rel. Abn%	Raw Abn	Result Pass/Fail
51	198	10	80	36.8	44033	PASS
68	69	0.00	2	1.7	772	PASS
70	69	0.00	2	0.4	170	PASS
127	198	10	80	54.6	65376	PASS
197	198	0.00	2	0.2	185	PASS
198	198	100	100	100.0	119640	PASS
199	198	5	9	6.5	7734	PASS
275	198	10	60	23.2	27808	PASS
365	198	1	100	2.5	3043	PASS
441	442	0.01	24	13.9	12169	PASS
442	198	50	500	73.4	87760	PASS
443	442	15	24	18.4	16149	PASS

M:\KYLO\DATA\211019\1019K001.D

Data File Name: 1019K001.D  
Data File Path: M:\KYLO\DATA\211019\  
Operator: LS  
Date Acquired: 19 Oct 2021 13:58  
Method File: DFTPP2.M  
Sample Name: SV TUNE 7/2/21  
Vial Number: 1  
Instrument Name: KYLO

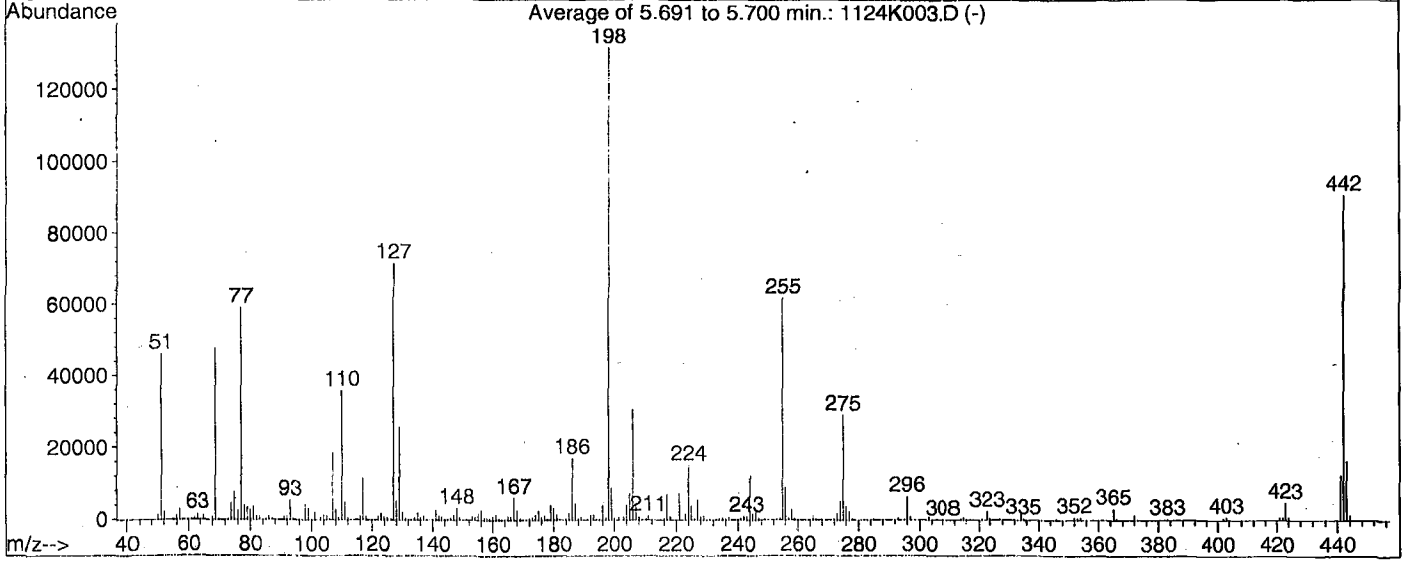
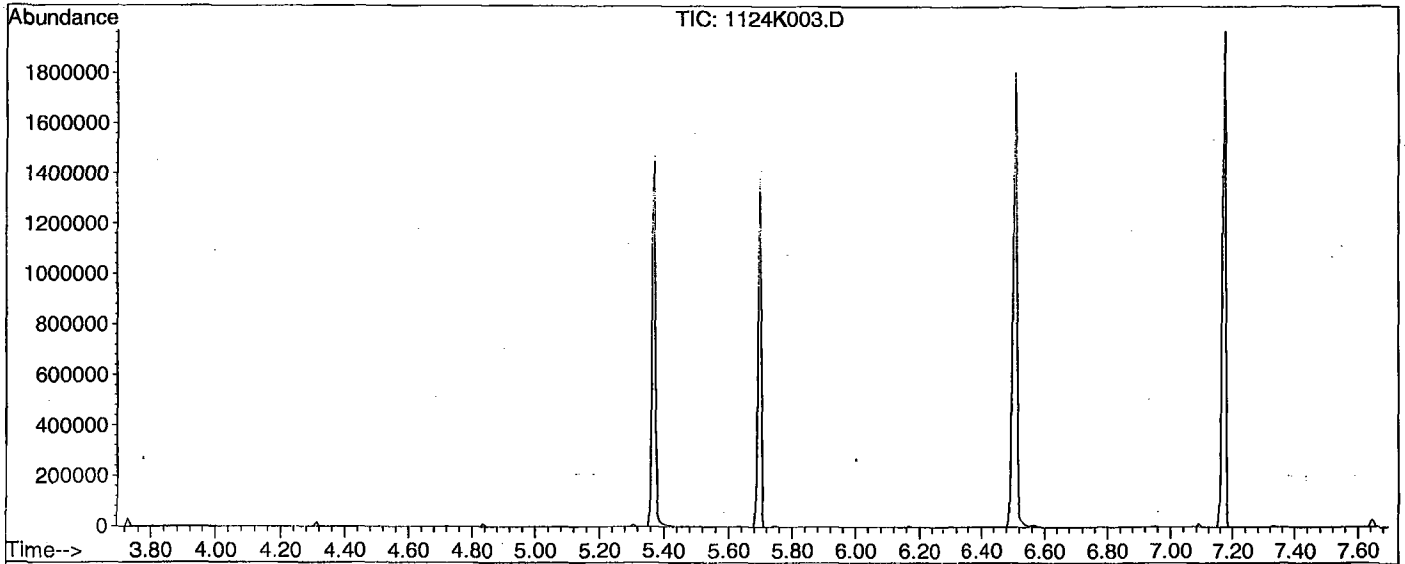
#	Name	Ret Time	Target Response
1)	DDT	7.36	16763500
2)	DDD	7.13	0
3)	DDE	6.80	0

Breakdown 0.00

Data File : M:\KYLO\DATA\211124\1124K003.D  
 Acq On : 24 Nov 21 12:40  
 Sample : SV TUNE 7/2/21  
 Misc :

Vial: 3  
 Operator: LS  
 Inst : KYLO  
 Multiplr: 1.00

Method : M:\KYLO\DATA\211124\K1019.M (RTE Integrator)  
 Title : EPA 8270



AutoFind: Scans 452, 453, 454; Background Corrected with Scan 447

Target Mass	Rel. to Mass	Lower Limit%	Upper Limit%	Rel. Abn%	Raw Abn	Result Pass/Fail
51	198	10	80	34.9	46109	PASS
68	69	0.00	2	1.8	871	PASS
70	69	0.00	2	0.4	187	PASS
127	198	10	80	54.4	71768	PASS
197	198	0.00	2	0.4	588	PASS
198	198	100	100	100.0	132043	PASS
199	198	5	9	6.7	8857	PASS
275	198	10	60	22.1	29147	PASS
365	198	1	100	2.4	3162	PASS
441	442	0.01	24	13.7	12494	PASS
442	198	50	500	68.9	90931	PASS
443	442	15	24	18.0	16356	PASS

M:\KYLO\DATA\211124\1124K003.D

Data File Name: 1124K003.D  
Data File Path: M:\KYLO\DATA\211124\  
Operator: LS  
Date Acquired: 24 Nov 2021 12:40  
Method File: DFTPP2.M  
Sample Name: SV TUNE 7/2/21  
Vial Number: 3  
Instrument Name: KYLO

#	Name	Ret Time	Target Response
1)	DDT	7.17	15939000
2)	DDD	6.95	0
3)	DDE	6.65	0

Breakdown 0.00

Name of Final Standard

SIM Curve

Prep'd By (Initials)

LS

Prep Date

10/13/2021

Exp Date

6/17/2022

Initial Standard Information						Final Standard Information			
Name of Initial Standard (from container Label)	Supplier	Supplier P/N# (or APPL Mix Name)	Conc. (range)	Lot # with QA # (or reference to APPL prep date)	Exp Date	Aliquot from Stock	Final Volume	Final Solvent + Lot# (or APPL Prep Date)	Final Standard Conc (range)
1.0 ug/mL SIM	APPL	1.0 ug/mL SIM	1.0 ug/mL	9/9/2021	6/17/2022	10 uL	100uL	MC 61117 90uL	0.1 ug/mL
SIM Internal Standard	APPL	SIM Internal Standard	125 ug/mL	6/17/2021	6/17/2022	2 uL	*	*	2.5ug/mL
1.0 ug/mL SIM	APPL	1.0 ug/mL SIM	1.0 ug/mL	9/9/2021	6/17/2022	20 uL	100uL	MC 61117 80uL	0.2 ug/mL
SIM Internal Standard	APPL	SIM Internal Standard	125 ug/mL	6/17/2021	6/17/2022	2 uL	*	*	2.5ug/mL
5.0 ug/mL SIM	APPL	5.0 ug/mL SIM	5.0 ug/mL	9/9/2021	6/17/2022	10 uL	100uL	MC 61117 90uL	0.5 ug/mL
SIM Internal Standard	APPL	SIM Internal Standard	125 ug/mL	6/17/2021	6/17/2022	2 uL	*	*	2.5ug/mL
5.0 ug/mL SIM	APPL	5.0 ug/mL SIM	5.0 ug/mL	9/9/2021	6/17/2022	20 uL	100uL	MC 61117 80 uL	1.0 ug/mL
SIM Internal Standard	APPL	SIM Internal Standard	125 ug/mL	6/17/2021	6/17/2022	2 uL	*	*	2.5ug/mL
SIM STOCK	APPL	SIM STOCK	200 ug/mL	6/17/2021	6/17/2022	5 uL	200uL	MC 61117 190 uL	5.0 ug/mL
SIM SURROGATE	APPL	SIM SURR	100 ug/mL	6/17/2021	6/17/2022	5 uL	*	*	2.5ug/mL
SIM Internal Standard	APPL	SIM Internal Standard	125 ug/mL	6/17/2021	6/17/2022	4 uL	*	*	2.5ug/mL
SIM STOCK	APPL	SIM STOCK	200 ug/mL	6/17/2021	6/17/2022	5 uL	100 uL	MC 61117 90 uL	10 ug/mL
SIM SURROGATE	APPL	SIM SURR	100 ug/mL	6/17/2021	6/17/2022	5 uL	*	*	5 ug/mL
SIM Internal Standard	APPL	SIM Internal Standard	125 ug/mL	6/17/2021	6/17/2022	2 uL	*	*	2.5ug/mL
SIM STOCK	APPL	SIM STOCK	200 ug/mL	6/17/2021	6/17/2022	25 uL	100uL	MC 61117 50 uL	50 ug/mL
SIM SURROGATE	APPL	SIM SURR	100 ug/mL	6/17/2021	6/17/2022	25 uL	*	*	25 ug/mL
SIM Internal Standard	APPL	SIM Internal Standard	125 ug/mL	6/17/2021	6/17/2022	2 uL	*	*	2.5ug/mL
SIM STOCK	APPL	SIM STOCK	200 ug/mL	6/17/2021	6/17/2022	50 uL	100uL	na	100 ug/mL
SIM SURROGATE	APPL	SIM SURR	100 ug/mL	6/17/2021	6/17/2022	50 uL	*	*	50 ug/mL
SIM Internal Standard	APPL	SIM Internal Standard	125 ug/mL	6/17/2021	6/17/2022	2 uL	*	*	2.5ug/mL

Name of Final Standard

8270 PAH SIM Second Source

Prep'd By (Initials)

LS

Prep Date

10/13/2021

Exp Date

6/17/2022

Initial Standard Information						Final Standard Information			
Name of Initial Standard (from container Label)	Supplier	Supplier P/N# (or APPL Mix Name)	Conc. (range)	Lot # with QA # (or reference to APPL prep date)	Exp Date	Aliquot from Stock	Final Volume	Final Solvent + Lot# (or APPL Prep Date)	Final Standard Conc (range)
PAH SIM SS Stock	Phenova	AL0-130490	200 ug/mL	6/17/2021	6/17/2022	5 uL	200uL	MC 61117 195uL	5 ug/mL
SIM Internal Standard	APPL	SIM Internal Standard	125 ug/mL	6/17/2021	6/17/2022	4 uL	*	*	2.5ug/mL



Name of Final Standard

SIM Curve

Prep'd By (Initials)

LS

Prep Date

9/9/2021

Exp Date

6/17/2022

Initial Standard Information						Final Standard Information			
Name of Initial Standard (from container Label)	Supplier	Supplier P/N# (or APPL Mix Name)	Conc. (range)	Lot # with QA # (or reference to APPL prep date)	Exp Date	Aliquot from Stock	Final Volume	Final Solvent + Lot# (or APPL Prep Date)	Final Standard Conc (range)
1.0 ug/mL SIM	APPL	1.0 ug/mL SIM	1.0 ug/mL	9/9/2021	6/17/2022	10 uL	100uL	MC 61117 90uL	0.1 ug/mL
SIM Internal Standard	APPL	SIM Internal Standard	125 ug/mL	6/17/2021	6/17/2022	2 uL	*	*	2.5ug/mL
1.0 ug/mL SIM	APPL	1.0 ug/mL SIM	1.0 ug/mL	9/9/2021	6/17/2022	20 uL	100uL	MC 61117 80uL	0.2 ug/mL
SIM Internal Standard	APPL	SIM Internal Standard	125 ug/mL	6/17/2021	6/17/2022	2 uL	*	*	2.5ug/mL
5.0 ug/mL SIM	APPL	5.0 ug/mL SIM	5.0 ug/mL	9/9/2021	6/17/2022	10 uL	100uL	MC 61117 90uL	0.5 ug/mL
SIM Internal Standard	APPL	SIM Internal Standard	125 ug/mL	6/17/2021	6/17/2022	2 uL	*	*	2.5ug/mL
5.0 ug/mL SIM	APPL	5.0 ug/mL SIM	5.0 ug/mL	9/9/2021	6/17/2022	20 uL	100uL	MC 61117 80 uL	1.0 ug/mL
SIM Internal Standard	APPL	SIM Internal Standard	125 ug/mL	6/17/2021	6/17/2022	2 uL	*	*	2.5ug/mL
SIM STOCK	APPL	SIM STOCK	200 ug/mL	6/17/2021	6/17/2022	5 uL	200uL	MC 61117 190 uL	5.0 ug/mL
SIM SURROGATE	APPL	SIM SURR	100 ug/mL	6/17/2021	6/17/2022	5 uL	*	*	2.5ug/mL
SIM Internal Standard	APPL	SIM Internal Standard	125 ug/mL	6/17/2021	6/17/2022	4 uL	*	*	2.5ug/mL
SIM STOCK	APPL	SIM STOCK	200 ug/mL	6/17/2021	6/17/2022	5 uL	100 uL	MC 61117 90 uL	10 ug/mL
SIM SURROGATE	APPL	SIM SURR	100 ug/mL	6/17/2021	6/17/2022	5 uL	*	*	5 ug/mL
SIM Internal Standard	APPL	SIM Internal Standard	125 ug/mL	6/17/2021	6/17/2022	2 uL	*	*	2.5ug/mL
SIM STOCK	APPL	SIM STOCK	200 ug/mL	6/17/2021	6/17/2022	25 uL	100uL	MC 61117 50 uL	50 ug/mL
SIM SURROGATE	APPL	SIM SURR	100 ug/mL	6/17/2021	6/17/2022	25 uL	*	*	25 ug/mL
SIM Internal Standard	APPL	SIM Internal Standard	125 ug/mL	6/17/2021	6/17/2022	2 uL	*	*	2.5ug/mL
SIM STOCK	APPL	SIM STOCK	200 ug/mL	6/17/2021	6/17/2022	50 uL	100uL	na	100 ug/mL
SIM SURROGATE	APPL	SIM SURR	100 ug/mL	6/17/2021	6/17/2022	50 uL	*	*	50 ug/mL
SIM Internal Standard	APPL	SIM Internal Standard	125 ug/mL	6/17/2021	6/17/2022	2 uL	*	*	2.5ug/mL

Name of Final Standard

8270 PAH SIM Second Source

Prep'd By (Initials)

LS

Prep Date

9/9/2021

Exp Date

6/17/2022

Initial Standard Information						Final Standard Information			
Name of Initial Standard (from container Label)	Supplier	Supplier P/N# (or APPL Mix Name)	Conc. (range)	Lot # with QA # (or reference to APPL prep date)	Exp Date	Aliquot from Stock	Final Volume	Final Solvent + Lot# (or APPL Prep Date)	Final Standard Conc (range)
PAH SIM SS Stock	Phenova	ALO-130490	200 ug/mL	6/17/2021	6/17/2022	5 uL	200uL	MC 61117 195uL	5 ug/mL
SIM Internal Standard	APPL	SIM Internal Standard	125 ug/mL	6/17/2021	6/17/2022	4 uL	*	*	2.5ug/mL

Name of Final Standard **PAH SIM Stock (Ampule)**  
 Prep Date **6/17/2021**  
 Exp Date **6/17/2022**

Prep'd By (Initials) **LS**

Initial Standard Information					Final Standard Information				
Name of Initial Standard (from container Label)	Supplier	Supplier P/N# (or APPL Mix Name)	Conc.(range)	Lot # with QA # (or reference to APPL prep date)	Exp Date	Aliquot from Stock	Final Volume	Final Solvent + Lot# (or APPL Prep Date)	Final Standard Conc (range)
Custom PAH SIM Mix	Phenova	ALO-130490	200 ug/mL	CL13121-52443	12/31/2022	1000 uL	1mL	NA	200 ug/mL

Name of Final Standard **SIM Surrogate**  
 Prep Date **6/17/2021**  
 Exp Date **6/17/2022**

Prep'd By (Initials) **LS**

Initial Standard Information					Final Standard Information				
Name of Initial Standard (from container Label)	Supplier	Supplier P/N# (or APPL Mix Name)	Conc.(range)	Lot # with QA # (or reference to APPL prep date)	Exp Date	Aliquot from Stock	Final Volume	Final Solvent + Lot# (or APPL Prep Date)	Final Standard Conc (range)
Sim Surrogate Deuterated	Restek	33913	2000 ug/mL	A0161454-50793	5/31/2026	1 mL	20 mL	Acetone #0246130	100 ug/mL

Name of Final Standard **8270 SIM PAH Internal Standard**  
 Prep Date **6/17/2021**  
 Exp Date **6/17/2022**

Prep'd By (Initials) **LS**

Initial Standard Information					Final Standard Information				
Name of Initial Standard (from container Label)	Supplier	Supplier P/N# (or APPL Mix Name)	Conc.(range)	Lot # with QA # (or reference to APPL prep date)	Exp Date	Aliquot from Stock	Final Volume	Final Solvent + Lot# (or APPL Prep Date)	Final Standard Conc (range)
SV Internal Standard	Restek	31206	2000 ug/mL	A0162879-50593	6/30/2026	625uL	10mL	MC 60338	125 ug/mL

Name of Final Standard **SIM SS Stock (Ampule second source)**  
 Prep Date **6/17/2021**  
 Exp Date **6/17/2022**

Prep'd By **LS**

Initial Standard Information					Final Standard Information				
Name of Initial Standard (from container Label)	Supplier	Supplier P/N# (or APPL Mix Name)	Conc.(range)	Lot # with QA # (or reference to APPL prep date)	Exp Date	Aliquot from Stock	Final Volume	Final Solvent + Lot# (or APPL Prep Date)	Final Standard Conc (range)
Custom PAH SIM Mix	Phenova	ALO-130490	200 ug/mL	CL13117-51757	12/31/2022	1000 uL	1mL	NA	200 ug/mL

Name of Final Standard 5 SIM CCV (2x)  
 Prep Date 10/19/2021  
 Exp Date 6/17/2022

Prep'd By (Initials) LS

Initial Standard Information						Final Standard Information			
Name of Initial Standard (from container Label)	Supplier	Supplier P/N# (or APPL Mix Name)	Conc.(range)	Lot # with QA # (or reference to APPL prep date)	Exp Date	Aliquot from Stock	Final Volume	Final Solvent + Lot# (or APPL Prep Date)	Final Standard Conc (range)
SIM STOCK	APPL	SIM STOCK	200 ug/mL	6/17/2021	12/31/2022	5 uL	200uL	MC 61117 190 uL	5.0 ug/mL
SIM SURROGATE	APPL	SIM SURR	100 ug/mL	6/17/2021	5/31/2026	5 uL	*	*	2.5ug/mL
SIM Internal Standard	APPL	SIM Internal Standard	125 ug/mL	6/17/2021	6/30/2026	4 uL	*	*	2.5ug/mL

**Name of Final Standard**                      **SIM Spike**

---

**Prep Date**                                      **10/21/2021**

---

**Exp Date**                                        **10/21/2022**

---

**Prep'd By (Initials)**                      **IC**

Initial Standard Information						Final Standard Information			
Name of Initial Standard (from container Label)	Supplier	Supplier P/N# (or APPL Mix Name)	Conc.(range)	Lot # with QA # (or reference to APPL prep date)	Exp Date	Aliquot from Stock	Final Volume	Final Solvent + Lot# (or APPL Prep Date)	Final Standard Conc (range)
Custom PAH Sim Mix	Phenova	AL0-130490	200 ug/mL	CL13121- 52446,52447	10/21/2022	2 mL	10 mL	Acetone 0246130	40 ug/mL

Name of Final Standard **SIM Surrogate**  
 Prep Date **11/10/2021**  
 Exp Date **11/10/2022**

Prep'd By (Initials) **LS**

Initial Standard Information						Final Standard Information			
Name of Initial Standard (from container Label)	Supplier	Supplier P/N# (or APPL Mix Name)	Conc.(range)	Lot # with QA # (or reference to APPL prep date)	Exp Date	Aliquot from Stock	Final Volume	Final Solvent + Lot# (or APPL Prep Date)	Final Standard Conc (range)
Sim Surrogate Deuterated	Restek	33913	2000 ug/mL	A0173323-52637,52638	5/31/2027	1.5 mL	30 mL	Acetone 281133	100 ug/mL

# Organic Extraction Worksheet

<b>Method</b>	Continuous Liquid/Liquid SVOC 3520C	<b>Extraction Set</b>	211119A	<b>Extraction Method</b>	LIQ003	<b>Units</b>	mL
Spiked ID 1	Sim Spike 10-21-21 10-21-22	Surrogate ID 1	SIM Surrogate 11-10-21 11-10-22				
Spiked ID 2		Surrogate ID 2					
Spiked ID 3		Surrogate ID 3					
Spiked ID 4		Surrogate ID 4					
Spiked ID 5		Surrogate ID 5					
Spiked ID 6		Sufficient Vol for Matrix QC:		NO			
Spiked ID 7		Ext. Start Time:		11/19/21 15:42			
Spiked ID 8		Ext. End Time:		11/20/21 9:51			
<b>GC Requires Extract By:</b>							
pH1	14	11/19/21 14:35	Water Bath Temp 1 °C	75/74.5 E-WB5 °			
pH2	14	11/19/21 14:58	Water Bath Temp 2 °C				
pH3			Water Bath Temp 3 °C				

Spiked By: KY

Date 11/19/2021

Witnessed By: SR

Date 11/19/2021

Sample	Sample Container	Spike Amount	Spike ID	Surrogate Amount	Surrogate ID	Extract Amount	Final Volume	pH	Extract Date/Time	Comments
1 211119A Blk				0.050	1	1000	1	14	11/19/21 14:29	
					equip	E-HP14 E-WB5				
2 211119A LCS-1		0.125	1	0.050	1	1000	1	14	11/19/21 14:29	
					equip	E-HP15 E-WB5				
3 211119A LCSD-1		0.125	1	0.050	1	1000	1	14	11/19/21 14:29	
					equip	E-HP16 E-WB5				
4 BA46714	BA46714W08			0.050	1	1000	1	14	11/19/21 14:29	98278
					equip	E-HP17 E-WB5				
5 BA46716	BA46716W07			0.050	1	1000	1	14	11/19/21 14:29	98285
					equip	E-HP19 E-WB5				
6 BA46717	BA46717W06			0.050	1	1000	1	14	11/19/21 14:29	98285
					equip	E-HP20 E-WB5				
7 BA46721	BA46721W07			0.050	1	1010	1	14	11/19/21 14:29	98279
					equip	E-HP21 E-WB5				
8 BA46722	BA46722W03			0.050	1	1030	1	14	11/19/21 14:29	98279
					equip	E-HP22 E-WB5				
9 BA46723	BA46723W03			0.050	1	1020	1	14	11/19/21 14:29	98279
					equip	E-HP23 E-WB5				
10 BA46819	BA46819W10			0.050	1	900	1	14	11/19/21 14:55	98301
					equip	E-HP24 E-WB5				
11 BA46821	BA46821W07			0.050	1	900	1	14	11/19/21 14:55	98300
					equip	E-HP30 E-WB5				
12 BA46823	BA46823W07			0.050	1	910	1	14	11/19/21 14:55	98300
					equip	E-HP29 E-WB5				
13 BA46827	BA46827W07			0.050	1	910	1	14	11/19/21 14:55	98299
					equip	E-HP28 E-WB5				
14 BA46829	BA46829W07			0.050	1	950	1	14	11/19/21 14:55	98299
					equip	E-HP27 E-WB5				

Solvent and Lot#	
PH Strips	HC155968
Dichloromethane (DCM)	61117
10N NaOH (10mLs)	10-27-21
Filter Paper	400189
Na2SO4	2021071206

Extraction COC Transfer	
Extraction lab employee Initials	KY
GC analyst's initials	LS
Date	11/24/21
Time	12:38
Refrigerator	GC-C

Technician's Initials	
Scanned By	SR,KY
Sample Preparation	SR,KY
Extraction	SR
Concentration	SR

Modified 11/23/2021 7:53:28 AM

Reviewed By: KY

Date 11/23/2021

# Injection Log

Directory: M:\KYLO\DATA\211124\

Line	Vial	FileName	Multiplier	SampleName	Misc Info	Injected
1	1	1019K001.D	1	SV TUNE 7/2/21		19 Oct 21 13:58
2	2	1019K002.D	1	0.1 ug/ml 10/13/21		19 Oct 21 14:09
3	3	1019K003.D	1	0.2 ug/ml 10/13/21		19 Oct 21 14:29
4	4	1019K004.D	1	0.5 ug/ml 10/13/21		19 Oct 21 14:49
5	5	1019K005.D	1	1 ug/ml 10/13/21		19 Oct 21 15:09
6	6	1019K006.D	1	5 ug/ml 10/13/21		19 Oct 21 15:29
7	7	1019K007.D	1	10 ug/ml 10/13/21		19 Oct 21 15:49
8	8	1019K008.D	1	50 ug/ml 10/13/21		19 Oct 21 16:09
9	9	1019K009.D	1	100 ug/ml 10/13/21		19 Oct 21 16:29
10	10	1019K010.D	1	SS ug/ml 10/13/21		19 Oct 21 16:49
11	3	1124K003.D	1	SV TUNE 7/2/21		24 Nov 21 12:40
12	4	1124K004.D	1	5 ug/ml 10/19/21 (1)		24 Nov 21 12:51
13	26	1124K026.D	1	211119A BLK 1/1000		24 Nov 21 20:11
14	27	1124K027.D	1	211119A LCS-1 1/1000		24 Nov 21 20:31
15	28	1124K028.D	1	211119A LCSD-1 1/1000		24 Nov 21 20:50
16	36	1124K036.D	1.11111	BA46821W07 1/900		24 Nov 21 23:30
17	37	1124K037.D	1.0989	BA46823W07 1/910		24 Nov 21 23:49
18	40	1124K040.D	1	5 ug/ml 10/13/21 (2)		25 Nov 21 00:49

**ORGANICS**  
**Calibration Data**



VOLATILE ORGANIC ANALYSIS  
VOLATILE ORGANIC COMPOUNDS

**Form 6**  
**Initial Calibration**

Lab Name: APPL, Inc.

SDG No:

Case No:

Initial Cal. Date: 11/29/2021

Matrix: Water

Instrument: Loki

Initials: EO

1129L05.D    1129L07.D    1129L08.D    1129L09.D    1129L10.D    1129L11.D    1129L12.D    1129L13.D    1129L14.D

	Compound	1	2	3	4	5	6	7	8	9	Avg	%RSD	Type	r^2	Q	MRF
1	I Fluorobenzene (IS)															
2	TMCL Dichlorodifluoromethane	0.9525	0.0789	0.1343	0.1625	0.1453	0.1623	0.1597	0.1531	0.1518	0.23	116	TMC	1.000		
3	TM Freon 114		0.0789	0.1123	0.0885	0.1015	0.1120	0.1106	0.1006	0.1040	0.10	12	TM			
4	TMC**L Chloromethane	0.2259	0.2881	0.1892	0.2195	0.1732	0.1735	0.1466	0.1490	0.1397	0.19	25	TMC**	0.995		
5	TMC*L Vinyl chloride	0.0273	0.1021	0.1284	0.1322	0.1257	0.1348	0.1254	0.1233	0.1178	0.11	30	TMC*	0.998		
6	TMCL Bromomethane	0.0590	0.1154	0.1250	0.1332	0.1720	0.1485	0.2534	0.2426	0.2282	0.16	40	TMC	0.997		
7	TMC Chloroethane		0.0540	0.0929	0.0931	0.0814	0.0902	0.0788	0.0802	0.0850	0.08	15	TMC		*	
8	TM Dichlorofluoromethane	0.1928	0.2192	0.2796	0.2609	0.2662	0.2545	0.2320	0.2331	0.2185	0.24	12	TM			
9	TMC Trichlorofluoromethane	0.1698	0.2142	0.2010	0.1855	0.1710	0.1675	0.1530	0.1502	0.1450	0.17	14	TMC			
10	TM Acrolein	0.0090	0.0110	0.0108	0.0102	0.0112	0.0104	0.0099	0.0099	0.0097	0.01	6.9	TM			
11	TMC Acetone	0.0386	0.0389	0.0386	0.0372	0.0366	0.0365	0.0344	0.0346	0.0326	0.04	6.0	TMC			
12	TMC Freon-113			0.0853	0.1215	0.1230	0.1415	0.1194	0.1207	0.1159	0.12	14	TMC			
13	TMC* 1,1-DCE			0.1761	0.1719	0.1794	0.1785	0.1701	0.1590	0.1621	0.17	4.6	TMC*			
14	TMQ t-Butanol			0.0015	0.0016	0.0031	0.0042	0.0049			0.00	49	TM	0.994		
15	TM Acetonitrile	0.0120	0.0165	0.0180	0.0165	0.0166	0.0170	0.0146	0.0151	0.0157	0.02	11	TM			
16	TMC Methyl Acetate			0.0904	0.0857	0.0925	0.0896	0.0852	0.0877	0.0864	0.09	3.1	TMC			
17	TML Iodomethane				0.0402	0.0636	0.0800	0.0887	0.0996	0.1145	0.08	33	TM	0.998		
18	TM Acrylonitrile					0.0367	0.0329	0.0375	0.0374	0.0391	0.04	6.3	TM			
19	TMCL Methylene chloride		0.0681	0.1356	0.1485	0.1479	0.1524	0.1339	0.1340	0.1316	0.13	20	TMC	1.000		
20	TMC Carbon disulfide	0.2101	0.1859	0.2348	0.2187	0.2285	0.2131	0.1892	0.1894	0.1887	0.21	9.1	TMC			
21	TMCL Methyl t-butyl ether (MtBE)					0.0256	0.0394	0.0397	0.0454	0.0537	0.04	25	TMC	0.997		
22	TMCL Trans-1,2-DCE		0.0357	0.1698	0.1528	0.1453	0.1535	0.1412	0.1411	0.1414	0.14	31	TMC	1.000		
23	TML Diisopropyl Ether		0.0789	0.2314	0.1913	0.2216	0.2314	0.2425	0.2498	0.2754	0.22	28	TM	0.999		
24	TMC**L 1,1-DCA		0.0789	0.1208	0.1660	0.2005	0.2015	0.1907	0.1867	0.1814	0.17	26	TMC**	1.000		
25	TML Vinyl Acetate		0.0921	0.0862	0.0490	0.0585	0.0567	0.0511	0.0533	0.0550	0.06	27	TM	1.000		
####	TMC MEK (2-Butanone)	0.0268	0.0335	0.0311	0.0349	0.0340	0.0361	0.0369	0.0399	0.0384	0.03	11	TMC			
####	TMCL Cis-1,2-DCE		0.0672	0.1229	0.1445	0.1603	0.1576	0.1464	0.1537	0.1575	0.14	23	TMC	1.000		
####	TM 2,2-Dichloropropane			0.0980	0.1518	0.1494	0.1523	0.1451	0.1476	0.1473	0.14	14	TM			
####	TMC*L Chloroform	0.0590	0.1478	0.2217	0.2788	0.2284	0.2426	0.2393	0.2361	0.2302	0.21	32	TMC*	1.000		
####	TM Bromochloromethane			0.0883	0.0951	0.1167	0.1080	0.1066	0.1002	0.0961	0.10	9.4	TM			
####	S Dibromofluoromethane(S)	0.3810	0.3408	0.2991	0.2973	0.3093	0.3078	0.2975	0.2934	0.2688	0.31	10	S			
####	TMCL 1,1,1-TCA		0.0631	0.2226	0.1968	0.2242	0.2433	0.2126	0.2138	0.2126	0.20	28	TMC	1.000		
####	TMCL Cyclohexane		0.0166	0.0557	0.1023	0.1044	0.1081	0.1216	0.1327	0.1487	0.10	43	TMC	0.998		
####	TML 1,1-Dichloropropene			0.0777	0.1106	0.1116	0.1253	0.1305	0.1408	0.1464	0.12	19	TM	1.000		

VOLATILE ORGANIC ANALYSIS  
VOLATILE ORGANIC COMPOUNDS

**Form 6**  
**Initial Calibration**

Lab Name: APPL, Inc.

SDG No: \_\_\_\_\_

Case No: \_\_\_\_\_

Initial Cal. Date: 11/29/2021

Matrix: Water

Instrument: Loki

Initials: EO

		Compound	1	2	3	4	5	6	7	8	9	Avg	%RSD	Type	Q	MRF
####	TM	2,2,4-Trimethylpentane		0.0888	0.1102	0.0896	0.0942	0.0983	0.1028	0.1097	0.1178	0.10	10	TM		
####	S	1,2-DCA-D4(S)	0.3827	0.3619	0.3201	0.3092	0.3273	0.3229	0.3039	0.3018	0.2698	0.32	10	S		
####	TMCL	Carbon Tetrachloride		0.0556	0.1934	0.2187	0.2063	0.2101	0.2002	0.1907	0.1979	0.18	29	TMC	1.000	
####	TMCL	1,2-DCA		0.0913	0.1656	0.1771	0.1992	0.1995	0.1815	0.1799	0.1748	0.17	20	TMC	1.000	
####	TMC	Benzene	0.3309	0.3935	0.4063	0.4480	0.4371	0.4650	0.4482	0.4635	0.4564	0.43	10	TMC		
####	TMCL	TCE		0.0797	0.1453	0.1452	0.1669	0.1716	0.1580	0.1597	0.1615	0.15	20	TMC	1.000	
####	TM	2-Pentanone	0.0412	0.0482	0.0531	0.0518	0.0567	0.0607	0.0612	0.0648	0.0660	0.06	15	TM		
####	TMCL*	1,2-Dichloropropane			0.0566	0.0943	0.1183	0.1238	0.1079	0.1194	0.1193	0.11	23	TMC*	1.000	
####	TMC	Bromodichloromethane		0.1652	0.1651	0.1744	0.1898	0.1931	0.1822	0.1908	0.1912	0.18	6.5	TMC		
####	TMCL	Methyl Cyclohexane				0.0511	0.0629	0.0731	0.0761	0.0875	0.0965	0.07	22	TMC	0.999	
####	TM	Dibromomethane			0.1035	0.1235	0.1454	0.1353	0.1294	0.1335	0.1324	0.13	10	TM		
####	TMC	MIBK (methyl isobutyl ketone)	0.0444	0.0649	0.0610	0.0658	0.0696	0.0720	0.0701	0.0777		0.07	15	TMC		
####	TML	1-Bromo-2-chloroethane		0.1328	0.1001	0.0960	0.0871	0.0903	0.0811	0.0839	0.0862	0.09	18	TM	1.000	
####	TMCL	Cis-1,3-Dichloropropene		0.0332	0.1318	0.1491	0.1667	0.1561	0.1639	0.1715	0.1898	0.15	33	TMC	0.998	
####	TMC*	Toluene	0.3424	0.4200	0.4827	0.4894	0.5322	0.5400	0.5349	0.5670	0.5808	0.50	15	TMC*		
####	TMC	Trans-1,3-Dichloropropene		0.0963	0.0862	0.0951	0.0822	0.0886	0.0868	0.0874	0.1026	0.09	7.4	TMC		
####	TMCL	1,1,2-TCA		0.0166	0.0988	0.1406	0.1440	0.1389	0.1344	0.1341	0.1414	0.12	37	TMC	1.000	
####	TMCL	2-Hexanone	0.0077	0.0181	0.0322	0.0318	0.0372	0.0396	0.0410	0.0450		0.03	40	TMC	0.993	
####	I	Chlorobenzene-D5 (IS)														
####	S	Toluene-D8(S)	1.099	1.130	0.9590	0.9826	1.097	1.114	1.159	1.181	1.058	1.1	6.9	S		
####	TMCL	1,2-EDB			0.1149	0.1657	0.1549	0.1640	0.1633	0.1694	0.1656	0.16	12	TMC	1.000	
####	TMC	Tetrachloroethene		0.1465	0.1031	0.1214	0.1300	0.1201	0.1204	0.1278	0.1331	0.13	10.0	TMC		
####	TML	1-Chlorohexane	0.3226	0.5232	0.0833	0.1127	0.1271	0.1429	0.1391	0.1477	0.1713	0.20	71	TM	0.996	
####	TML	1,1,1,2-Tetrachloroethane		0.1046	0.1859	0.1934	0.1864	0.2011	0.1893	0.1829	0.1965	0.18	17	TM	0.999	
####	TMCL	m&p-Xylene	0.3395	0.3443	0.3734	0.3121	0.4260	0.4937	0.5293	0.5785	0.6032	0.44	25	TMC	0.999	
####	TMCL	o-Xylene	0.1027	0.3263	0.4120	0.4227	0.3950	0.5109	0.5249	0.5689	0.6190	0.43	36	TMC	0.999	
####	TMCL	Styrene		0.0809	0.2124	0.2545	0.3067	0.3809	0.4037	0.4670	0.5080	0.33	43	TMC	0.998	
####	S	4-Bromofluorobenzene(S)	0.4590	0.4110	0.3756	0.3460	0.4192	0.4452	0.4734	0.4843	0.4834	0.43	11	S		
####	TM	1,3-Dichloropropane		0.1712	0.2152	0.2087	0.2173	0.2253	0.2194	0.2281	0.2329	0.21	8.9	TM		
####	TMCL	Dibromochloromethane		0.0732	0.1490	0.1895	0.1978	0.1936	0.1928	0.1972	0.2027	0.17	25	TMC	1.000	
####	TMC**	Chlorobenzene	0.4960	0.3624	0.4465	0.4675	0.4749	0.4751	0.4817	0.4757	0.4898	0.46	8.7	TMC**		
####	TMC*	Ethylbenzene	0.2777	0.3348	0.3302	0.2945	0.3164	0.3463	0.3631	0.4165	0.4407	0.35	15	TMC*	*	
####	TMCL*	Bromoform		0.0190	0.1088	0.1340	0.1438	0.1540	0.1515	0.1530	0.1615	0.13	37	TMC**	1.000	

VOLATILE ORGANIC ANALYSIS  
VOLATILE ORGANIC COMPOUNDS

Form 6  
Initial Calibration

Lab Name: APPL, Inc.  
Case No: \_\_\_\_\_  
Matrix: Water

SDG No: \_\_\_\_\_  
Initial Cal. Date: 11/29/2021  
Instrument: Loki

Initials: EO

	Compound	1	2	3	4	5	6	7	8	9		Avg	%RSD	Type	Q	MRF
####	I 1,4-Dichlorobenzene-D4 (IS)															
####	TMCL Isopropylbenzene	0.4312	0.6065	0.7813	0.8391	0.7975	0.8634	0.8759	0.9642	1.052		0.80	23	TMC	0.998	
####	TMC** 1,1,2,2-Tetrachloroethane		0.2066	0.3899	0.3462	0.3287	0.3259	0.2897	0.2961	0.2935		0.31	17	TMC**	1.000	
####	TML 1,2,3-Trichloropropane			0.0514	0.0921	0.1157	0.1151	0.1118	0.1068	0.1080		0.10	23	TM	1.000	
####	TML t-1,4-Dichloro-2-Butene					0.0062	0.0212	0.0235	0.0292	0.0347		0.02	47	TM	0.998	
####	TM Bromobenzene		0.2772	0.2974	0.3478	0.3176	0.3302	0.3223	0.3195	0.3356		0.32	7.0	TM		
####	TM n-Propylbenzene	0.7429	0.7426	0.8392	0.9143	0.9618	1.019	1.047				0.90	14	TM		
####	TML 4-Ethyltoluene	0.6031	0.4418	0.7202	0.6534	0.7495	0.8502	0.9271	1.050	1.084		0.79	27	TM	0.999	
####	TML 2-Chlorotoluene	0.3380	0.5040	0.6109	0.7058	0.6961	0.7171	0.8849	0.8990	0.7513		0.68	26	TM	0.993	
####	TML 1,3,5-Trimethylbenzene	0.1981	0.5023	0.5715	0.6916	0.7334	0.8140	0.8775	0.9559	0.9615		0.70	35	TM	1.000	
####	TML 4-Chlorotoluene	0.2156	0.5998	0.6439	0.7211	0.7443	0.8787	0.9075	0.9370	0.9083		0.73	31	TM	1.000	
####	TML Tert-Butylbenzene	0.3059	0.3360	0.5096	0.6090	0.6315	0.7411	0.7138	0.7988	0.8542		0.61	32	TM	0.999	
####	TML 1,2,4-Trimethylbenzene	0.1253	0.4334	0.5836	0.7042	0.6722	0.7842	0.8606	0.9640	0.9870		0.68	40	TM	0.999	
####	TML Sec-Butylbenzene	0.5739	0.5124	0.7403	0.8179	0.8630	0.9260	1.012	1.127	1.169		0.86	26	TM	0.999	
####	TML p-Isopropyltoluene		0.3713	0.5972	0.7101	0.6863	0.8339	0.8754	0.9894	1.054		0.76	29	TM	0.999	
####	TML Benzyl Chloride				0.0157	0.0774	0.0923	0.0965	0.1112	0.1333		0.09	46	TM	0.996	
####	TMCL 1,3-DCB	0.2826	0.4788	0.6149	0.6094	0.6294	0.6788	0.6595	0.6803	0.6822		0.59	22	TMC	1.00	
####	TMC 1,4-DCB	0.5069	0.5914	0.7082	0.7038	0.6573	0.7116	0.6900	0.6774	0.6993		0.66	10	TMC		
####	TML n-Butylbenzene		0.3696	0.5490	0.5205	0.5445	0.6307	0.6638	0.7960	0.8390		0.61	25	TM	0.998	
####	TMC 1,2-DCB	0.4807	0.5443	0.6117	0.6786	0.5893	0.6616	0.6743	0.6663	0.7004		0.62	12	TMC		
####	TM Hexachloroethane			0.2580	0.2356	0.1967	0.2121	0.2020	0.2014	0.1997		0.22	11	TM		
####	TMCL 1,2-Dibromo-3-chloropropane				0.0153	0.0459	0.0650	0.0735	0.0716	0.0675		0.06	40	TMC	0.998	
####	TMC 1,2,4-Trichlorobenzene			0.1535	0.1668	0.1382	0.1526	0.1669	0.1873	0.1954		0.17	12	TMC		
####	TM Hexachlorobutadiene			0.1125	0.1113	0.1050	0.1007	0.0902	0.1024	0.1009		0.10	7.3	TM		
####	TML Naphthalene			0.1133	0.1479	0.1255	0.2028	0.2191	0.3021	0.3596		0.21	44	TM	0.994	
####	TML 1,2,3-Trichlorobenzene			0.1479	0.1027	0.1172	0.1357	0.1435	0.1750	0.1697		0.14	18	TM	0.999	
####																
####																
####																
####																
####																
####																
####																
####																

Data File : M:\LOKI\DATA\211129\1129L06.D  
 Acq On : 29 Nov 21 15:11  
 Sample : 0.3ug/L VOC STD 11/29/21  
 Misc : IS&S: 9/1/21

Vial: 4  
 Operator:  
 Inst : Loki  
 Multiplr: 1.00

Quant Time: Nov 30 9:58 2021

Quant Results File: L1129W.RES

Quant Method : M:\LOKI\DATA\211129\L1129W.M (RTE Integrator)  
 Title : METHOD 8260B  
 Last Update : Tue Nov 30 09:57:34 2021  
 Response via : Initial Calibration  
 DataAcq Meth : L8260

Internal Standards	R.T.	QIon	Response	Conc	Units	Dev (Min)
1) Fluorobenzene (IS)	6.30	96	57920	25.00	ppb	0.00
56) Chlorobenzene-D5 (IS)	9.77	117	51918	25.00	ppb	0.00
71) 1,4-Dichlorobenzene-D4 (IS)	12.36	152	28603	25.00	ppb	0.00

System Monitoring Compounds

32) Dibromofluoromethane (S)	5.45	113	4413	6.04	ppb	0.00
Spiked Amount	25.000		Recovery	=	24.168%	
37) 1,2-DCA-D4 (S)	5.87	65	4433	5.65	ppb	0.00
Spiked Amount	25.000		Recovery	=	22.592%	
57) Toluene-D8 (S)	8.18	98	11410	4.67	ppb	0.00
Spiked Amount	25.000		Recovery	=	18.692%	
65) 4-Bromofluorobenzene (S)	11.07	174	4766	5.21	ppb	0.00
Spiked Amount	25.000		Recovery	=	20.820%	

Target Compounds

	R.T.	QIon	Response	Conc	Units	#	Qvalue
2) Dichlorodifluoromethane	0.92	85	662	2.02	ppb	#	71
4) Chloromethane	1.22	50	157	0.47	ppb	#	44
8) Dichlorofluoromethane	1.84	67	134	0.24	ppb	#	42
9) Trichlorofluoromethane	1.88	101	118	0.30	ppb	#	16
10) Acrolein	2.28	56	208	7.29	ppb		84
11) Acetone	2.46	43	447	5.01	ppb	#	47
15) Acetonitrile	2.75	41	279	7.51	ppb	#	63
20) Carbon disulfide	2.57	76	146	0.34	ppb	#	76
27) MEK (2-Butanone)	4.86	43	311	3.25	ppb	#	50
39) Tert Amyl Methyl Ether	6.30	73	664	10.57	ppb		100
41) Benzene	5.93	78	230	0.21	ppb	#	51
43) 2-Pentanone	7.04	43	954	6.08	ppb		94
49) MIBK (methyl isobutyl ket)	8.10	43	514	2.72	ppb	#	83
52) Toluene	8.24	91	238	0.18	ppb	#	22
55) 2-Hexanone	9.04	43	89	0.78	ppb	#	22
60) 1-Chlorohexane	9.94	91	201	2.14	ppb	#	20
62) m&p-Xylene	10.07	91	423	2.54	ppb		94
63) o-Xylene	10.50	91	64	1.27	ppb	#	29
68) Chlorobenzene	9.80	112	309	0.32	ppb	#	34
69) Ethylbenzene	9.94	91	173	0.22	ppb	#	41
72) Isopropylbenzene	10.91	105	148	0.13	ppb	#	48
77) n-Propylbenzene	11.37	91	255	0.20	ppb	#	47
78) 4-Ethyltoluene	11.50	105	207	1.28	ppb	#	44
79) 2-Chlorotoluene	11.44	91	116	0.12	ppb	#	34
82) Tert-Butylbenzene	11.92	119	105	0.12	ppb	#	23
83) 1,2,4-Trimethylbenzene	11.98	105	43	1.31	ppb	#	31
84) Sec-Butylbenzene	12.17	105	197	0.17	ppb	#	52

(#) = qualifier out of range (m) = manual integration  
 1129L06.D L1129W.M Tue Nov 30 13:12:23 2021

Data File : M:\LOKI\DATA\211129\1129L06.D  
Acq On : 29 Nov 21 15:11  
Sample : 0.3ug/L VOC STD 11/29/21  
Misc : IS&S: 9/1/21

Vial: 4  
Operator:  
Inst : Loki  
Multiplr: 1.00

Quant Time: Nov 30 9:58 2021

Quant Results File: L1129W.RES

Quant Method : M:\LOKI\DATA\211129\L1129W.M (RTE Integrator)  
Title : METHOD 8260B  
Last Update : Tue Nov 30 09:57:34 2021  
Response via : Initial Calibration  
DataAcq Meth : L8260

Compound	R.T.	QIon	Response	Conc	Unit	Qvalue
87) 1,3-DCB	12.29	146	97	0.13	ppb #	26
88) 1,4-DCB	12.38	146	174	0.22	ppb #	28
90) 1,2-DCB	12.80	146	165	0.60	ppb #	24


Data File : M:\LOKI\DATA\211129\1129L06.D  
Acq On : 29 Nov 21 15:11  
Sample : 0.3ug/L VOC STD 11/29/21  
Misc : IS&S: 9/1/21

Vial: 4  
Operator:  
Inst : Loki  
Multiplr: 1.00

Quant Time: Nov 30 9:58 2021

Quant Results File: L1129W.RES

Method : M:\LOKI\DATA\211129\L1129W.M (RTE Integrator)  
Title : METHOD 8260B  
Last Update : Tue Nov 30 10:12:54 2021  
Response via : Initial Calibration



Data File : M:\LOKI\DATA\211129\1129L07.D  
 Acq On : 29 Nov 21 15:39  
 Sample : 0.5ug/L VOC STD 11/29/21  
 Misc : IS&S: 9/1/21

Vial: 5  
 Operator:  
 Inst : Loki  
 Multiplr: 1.00

Quant Time: Nov 30 9:58 2021

Quant Results File: L1129W.RES

Quant Method : M:\LOKI\DATA\211129\L1129W.M (RTE Integrator)  
 Title : METHOD 8260B  
 Last Update : Tue Nov 30 09:57:34 2021  
 Response via : Initial Calibration  
 DataAcq Meth : L8260

Internal Standards	R.T.	QIon	Response	Conc	Units	Dev(Min)
1) Fluorobenzene (IS)	6.30	96	60232	25.00	ppb	0.00
56) Chlorobenzene-D5 (IS)	9.78	117	52563	25.00	ppb	0.00
71) 1,4-Dichlorobenzene-D4 (IS)	12.36	152	29762	25.00	ppb	0.00

System Monitoring Compounds

32) Dibromofluoromethane(S)	5.45	113	4105	5.40	ppb	0.00
Spiked Amount	25.000		Recovery	= 21.616%		
37) 1,2-DCA-D4(S)	5.87	65	4359	5.34	ppb	0.00
Spiked Amount	25.000		Recovery	= 21.360%		
57) Toluene-D8(S)	8.18	98	11880	4.81	ppb	0.00
Spiked Amount	25.000		Recovery	= 19.224%		
65) 4-Bromofluorobenzene(S)	11.07	174	4321	4.66	ppb	0.00
Spiked Amount	25.000		Recovery	= 18.644%		

Target Compounds

Target Compounds	R.T.	QIon	Response	Conc	Units	Qvalue
2) Dichlorodifluoromethane	1.08	85	95	0.28	ppb #	41
3) Freon 114	1.08	85	95	0.43	ppb #	9
4) Chloromethane	1.22	50	347	1.00	ppb	94
5) Vinyl chloride	1.30	62	123	0.38	ppb #	43
6) Bromomethane	1.57	96	139	0.24	ppb	95
7) Chloroethane	1.66	64	65	0.31	ppb #	44
8) Dichlorofluoromethane	1.84	67	264	0.45	ppb #	42
9) Trichlorofluoromethane	1.88	101	258	0.62	ppb	77
10) Acrolein	2.28	56	661	22.27	ppb	95
11) Acetone	2.45	43	937	10.10	ppb	100
15) Acetonitrile	2.75	41	994	25.72	ppb #	49
19) Methylene chloride	2.92	84	82	-0.65	ppb #	57
20) Carbon disulfide	2.57	76	224	0.51	ppb #	76
22) Trans-1,2-DCE	3.26	61	43	0.12	ppb #	14
23) Diisopropyl Ether	4.09	45	95	0.16	ppb #	43
24) 1,1-DCA	3.87	63	95	0.20	ppb #	65
25) Vinyl Acetate	4.09	43	111	0.72	ppb	100
27) MEK (2-Butanone)	4.85	43	806	8.10	ppb #	50
28) Cis-1,2-DCE	4.76	61	81	0.21	ppb #	12
30) Chloroform	5.25	83	178	0.31	ppb #	18
33) 1,1,1-TCA	5.44	97	76	0.14	ppb #	37
34) Cyclohexane	5.51	56	20	1.66	ppb #	3
36) 2,2,4-Trimethylpentane	6.08	57	107	0.44	ppb #	42
38) Carbon Tetrachloride	5.65	119	67	0.43	ppb	94
39) Tert Amyl Methyl Ether	6.31	73	752	11.51	ppb	100
40) 1,2-DCA	5.97	62	110	0.24	ppb #	44
41) Benzene	5.92	78	474	0.41	ppb #	78

(#) = qualifier out of range (m) = manual integration

Data File : M:\LOKI\DATA\211129\1129L07.D  
 Acq On : 29 Nov 21 15:39  
 Sample : 0.5ug/L VOC STD 11/29/21  
 Misc : IS&S: 9/1/21

Vial: 5  
 Operator:  
 Inst : Loki  
 Multiplr: 1.00

Quant Time: Nov 30 9:58 2021

Quant Results File: L1129W.RES

Quant Method : M:\LOKI\DATA\211129\L1129W.M (RTE Integrator)  
 Title : METHOD 8260B  
 Last Update : Tue Nov 30 09:57:34 2021  
 Response via : Initial Calibration  
 DataAcq Meth : L8260

Compound	R.T.	QIon	Response	Conc	Unit	Qvalue
42) TCE	6.75	130	96	0.26	ppb #	42
43) 2-Pentanone	7.04	43	2901	17.78	ppb	94
45) Bromodichloromethane	7.36	83	199	0.42	ppb #	21
49) MIBK (methyl isobutyl ket	8.10	43	1563	7.94	ppb #	88
50) 1-Bromo-2-chloroethane	7.69	63	160	0.69	ppb #	41
52) Toluene	8.25	91	506	0.37	ppb	95
53) Trans-1,3-Dichloropropene	8.52	75	116	0.45	ppb #	36
55) 2-Hexanone	9.03	43	436	3.67	ppb	86
59) Tetrachloroethene	8.86	166	154	0.53	ppb #	53
60) 1-Chlorohexane	9.94	91	550	3.14	ppb #	20
61) 1,1,1,2-Tetrachloroethane	9.90	131	110	0.29	ppb #	1
62) m&p-Xylene	10.07	91	724	2.76	ppb #	84
63) o-Xylene	10.50	91	343	1.48	ppb #	29
64) Styrene	10.52	104	85	1.93	ppb #	34
66) 1,3-Dichloropropane	8.90	76	180	0.37	ppb #	42
67) Dibromochloromethane	9.14	129	77	0.20	ppb #	8
68) Chlorobenzene	9.81	112	381	0.39	ppb	97
69) Ethylbenzene	9.94	91	352	0.45	ppb	93
70) Bromoform	10.71	173	20	1.37	ppb #	26
72) Isopropylbenzene	10.92	105	361	0.31	ppb #	48
73) 1,1,2,2-Tetrachloroethane	11.24	83	123	0.31	ppb #	18
76) Bromobenzene	11.23	158	165	0.40	ppb	97
77) n-Propylbenzene	11.37	91	442	0.33	ppb #	47
78) 4-Ethyltoluene	11.49	105	263	1.31	ppb #	44
79) 2-Chlorotoluene	11.45	91	300	0.31	ppb	97
80) 1,3,5-Trimethylbenzene	11.57	105	299	0.27	ppb #	23
81) 4-Chlorotoluene	11.57	91	357	0.33	ppb #	42
82) Tert-Butylbenzene	11.93	119	200	0.22	ppb	78
83) 1,2,4-Trimethylbenzene	11.98	105	258	1.47	ppb	96
84) Sec-Butylbenzene	12.18	105	305	0.25	ppb #	52
85) p-Isopropyltoluene	12.35	119	221	1.34	ppb #	50
87) 1,3-DCB	12.29	146	285	0.35	ppb #	26
88) 1,4-DCB	12.38	146	352	0.44	ppb #	64
89) n-Butylbenzene	12.80	91	220	1.78	ppb #	27
90) 1,2-DCB	12.80	146	324	0.78	ppb #	24

(#) = qualifier out of range (m) = manual integration  
 1129L07.D L1129W.M Tue Nov 30 13:12:25 2021



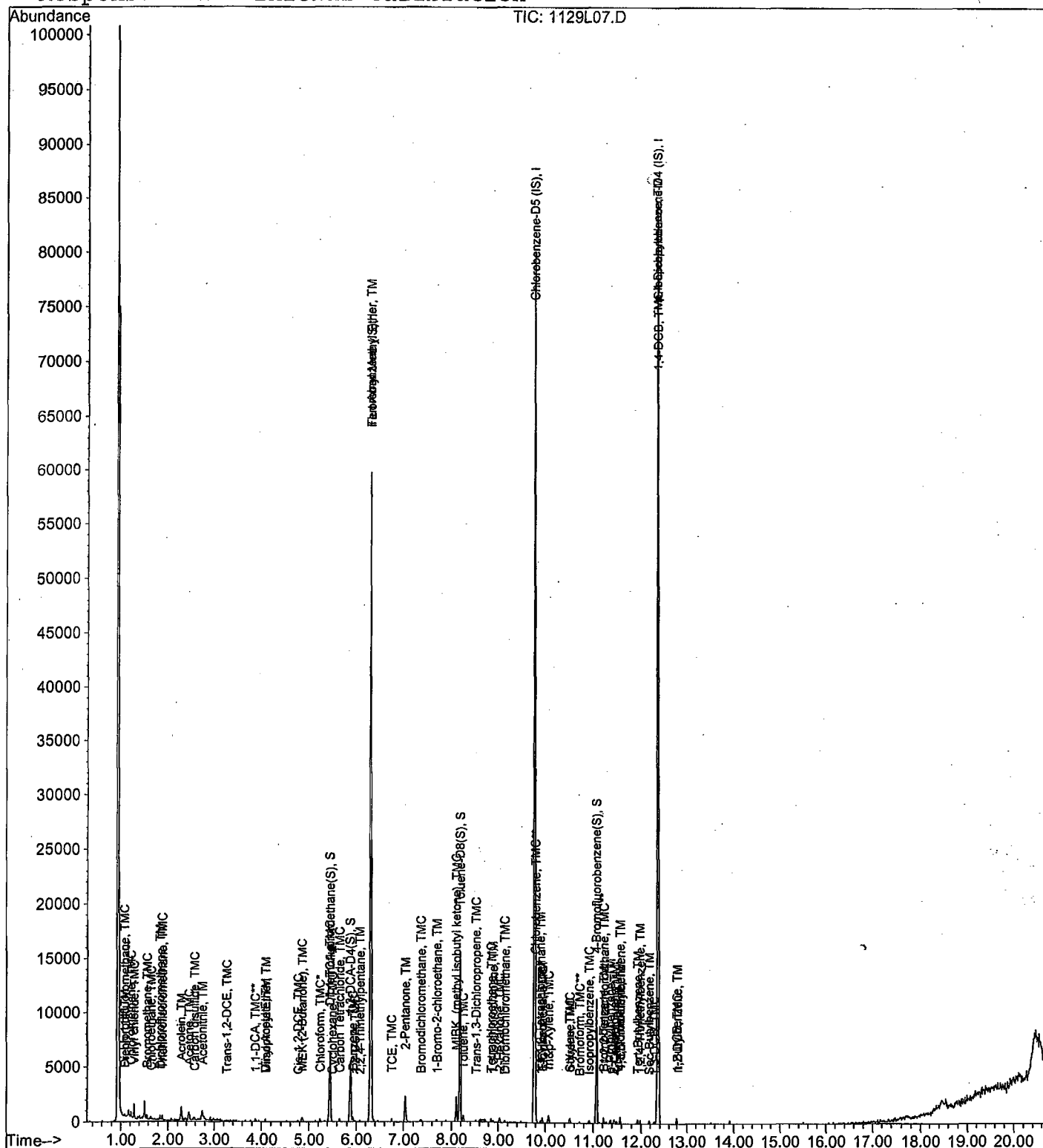
Data File : M:\LOKI\DATA\211129\1129L07.D  
 Acq On : 29 Nov 21 15:39  
 Sample : 0.5ug/L VOC STD 11/29/21  
 Misc : IS&S: 9/1/21

Vial: 5  
 Operator:  
 Inst : Loki  
 Multiplr: 1.00

Quant Time: Nov 30 9:58 2021

Quant Results File: L1129W.RES

Method : M:\LOKI\DATA\211129\L1129W.M (RTE Integrator)  
 Title : METHOD 8260B  
 Last Update : Tue Nov 30 10:12:54 2021  
 Response via : Initial Calibration



Data File : M:\LOKI\DATA\211129\1129L08.D  
 Acq On : 29 Nov 21 16:07  
 Sample : 1ug/L VOC STD 11/29/21  
 Misc : IS&S: 9/1/21

Vial: 6  
 Operator:  
 Inst : Loki  
 Multiplr: 1.00

Quant Time: Nov 30 9:58 2021

Quant Results File: L1129W.RES

Quant Method : M:\LOKI\DATA\211129\L1129W.M (RTE Integrator)  
 Title : METHOD 8260B  
 Last Update : Tue Nov 30 09:57:34 2021  
 Response via : Initial Calibration  
 DataAcq Meth : L8260

Internal Standards	R.T.	QIon	Response	Conc	Units	Dev(Min)
1) Fluorobenzene (IS)	6.31	96	59195	25.00	ppb	0.00
56) Chlorobenzene-D5 (IS)	9.78	117	52852	25.00	ppb	0.00
71) 1,4-Dichlorobenzene-D4 (IS)	12.36	152	31101	25.00	ppb	0.00

System Monitoring Compounds

32) Dibromofluoromethane(S)	5.45	113	7083	9.49	ppb	0.00
Spiked Amount	25.000		Recovery	=	37.952%	
37) 1,2-DCA-D4(S)	5.87	65	7580	9.45	ppb	0.00
Spiked Amount	25.000		Recovery	=	37.796%	
57) Toluene-D8(S)	8.17	98	20275	8.16	ppb	0.00
Spiked Amount	25.000		Recovery	=	32.632%	
65) 4-Bromofluorobenzene(S)	11.07	174	7940	8.52	ppb	0.00
Spiked Amount	25.000		Recovery	=	34.076%	

Target Compounds

	R.T.	QIon	Response	Conc	Units	Qvalue
2) Dichlorodifluoromethane	1.08	85	318	0.95	ppb	95
3) Freon 114	1.18	85	266	1.22	ppb	84
4) Chloromethane	1.22	50	448	1.31	ppb	91
5) Vinyl chloride	1.31	62	304	0.95	ppb	92
6) Bromomethane	1.57	96	296	0.55	ppb	97
7) Chloroethane	1.66	64	220	1.06	ppb #	44
8) Dichlorofluoromethane	1.84	67	662	1.15	ppb #	81
9) Trichlorofluoromethane	1.88	101	476	1.17	ppb	80
10) Acrolein	2.29	56	1278	43.81	ppb	91
11) Acetone	2.46	43	1829	20.07	ppb	94
12) Freon-113	2.39	101	202	0.49	ppb #	57
13) 1,1-DCE	2.37	61	417	1.09	ppb #	93
14) t-Butanol	3.16	59	176	7.92	ppb #	45
15) Acetonitrile	2.75	41	2131	56.11	ppb	85
16) Methyl Acetate	2.84	43	214	0.86	ppb #	50
19) Methylene chloride	2.91	84	321	0.12	ppb #	79
20) Carbon disulfide	2.57	76	556	1.28	ppb #	76
22) Trans-1,2-DCE	3.27	61	402	1.15	ppb	95
23) Diisopropyl Ether	4.07	45	548	0.92	ppb #	43
24) 1,1-DCA	3.86	63	286	0.60	ppb #	65
25) Vinyl Acetate	4.08	43	204	1.34	ppb	100
27) MEK (2-Butanone)	4.86	43	1474	15.07	ppb	97
28) Cis-1,2-DCE	4.77	61	291	0.77	ppb #	56
29) 2,2-Dichloropropane	4.75	77	232	0.60	ppb #	51
30) Chloroform	5.24	83	525	0.94	ppb	95
31) Bromochloromethane	5.08	130	209	0.45	ppb #	39
33) 1,1,1-TCA	5.43	97	527	1.00	ppb	95

(#) = qualifier out of range (m) = manual integration  
 1129L08.D L1129W.M Tue Nov 30 13:12:26 2021

Data File : M:\LOKI\DATA\211129\1129L08.D  
 Acq On : 29 Nov 21 16:07  
 Sample : 1ug/L VOC STD 11/29/21  
 Misc : IS&S: 9/1/21

Vial: 6  
 Operator:  
 Inst : Loki  
 Multiplr: 1.00

Quant Time: Nov 30 9:58 2021

Quant Results File: L1129W.RES

Quant Method : M:\LOKI\DATA\211129\L1129W.M (RTE Integrator)  
 Title : METHOD 8260B  
 Last Update : Tue Nov 30 09:57:34 2021  
 Response via : Initial Calibration  
 DataAcq Meth : L8260

Compound	R.T.	QIon	Response	Conc	Unit	Qvalue
34) Cyclohexane	5.49	56	132	1.99	ppb	# 16
35) 1,1-Dichloropropene	5.67	75	184	1.62	ppb	# 34
36) 2,2,4-Trimethylpentane	6.07	57	261	1.09	ppb	# 84
38) Carbon Tetrachloride	5.66	119	458	1.26	ppb	# 79
39) Tert Amyl Methyl Ether	6.30	73	748	11.65	ppb	100
40) 1,2-DCA	5.97	62	392	0.87	ppb	# 44
41) Benzene	5.93	78	962	0.85	ppb	# 78
42) TCE	6.76	130	344	0.94	ppb	87
43) 2-Pentanone	7.04	43	6289	39.23	ppb	98
44) 1,2-Dichloropropane	7.01	63	134	0.44	ppb	# 21
45) Bromodichloromethane	7.35	83	391	0.85	ppb	90
47) Dibromomethane	7.15	174	245	0.86	ppb	# 50
49) MIBK (methyl isobutyl ket	8.10	43	2890	14.95	ppb	96
50) 1-Bromo-2-chloroethane	7.69	63	237	1.04	ppb	# 41
51) Cis-1,3-Dichloropropene	7.89	75	312	0.74	ppb	# 79
52) Toluene	8.24	91	1143	0.85	ppb	95
53) Trans-1,3-Dichloropropene	8.52	75	204	0.81	ppb	# 36
54) 1,1,2-TCA	8.72	97	234	0.66	ppb	# 63
55) 2-Hexanone	9.04	43	1526	13.06	ppb	95
58) 1,2-EDB	9.25	107	243	1.10	ppb	82
59) Tetrachloroethene	8.86	166	218	0.75	ppb	88
60) 1-Chlorohexane	9.82	91	176	2.06	ppb	# 33
61) 1,1,1,2-Tetrachloroethane	9.90	131	393	1.02	ppb	78
62) m&p-Xylene	10.07	91	1579	3.39	ppb	86
63) o-Xylene	10.50	91	871	1.85	ppb	97
64) Styrene	10.52	104	449	2.24	ppb	84
66) 1,3-Dichloropropane	8.89	76	455	0.94	ppb	# 42
67) Dibromochloromethane	9.14	129	315	0.81	ppb	84
68) Chlorobenzene	9.80	112	944	0.95	ppb	92
69) Ethylbenzene	9.94	91	698	0.89	ppb	99
70) Bromoform	10.71	173	230	1.99	ppb	95
72) Isopropylbenzene	10.91	105	972	0.79	ppb	96
73) 1,1,2,2-Tetrachloroethane	11.24	83	485	1.17	ppb	87
74) 1,2,3-Trichloropropane	11.28	110	64	0.96	ppb	# 27
76) Bromobenzene	11.23	158	370	0.87	ppb	99
77) n-Propylbenzene	11.36	91	1044	0.74	ppb	# 82
78) 4-Ethyltoluene	11.50	105	896	1.74	ppb	96
79) 2-Chlorotoluene	11.45	91	760	0.74	ppb	94
80) 1,3,5-Trimethylbenzene	11.57	105	711	0.62	ppb	99
81) 4-Chlorotoluene	11.57	91	801	0.71	ppb	97
82) Tert-Butylbenzene	11.93	119	634	0.67	ppb	82
83) 1,2,4-Trimethylbenzene	11.98	105	726	1.81	ppb	86

(#) = qualifier out of range (m) = manual integration  
 1129L08.D L1129W.M Tue Nov 30 13:12:27 2021

Data File : M:\LOKI\DATA\211129\1129L08.D  
Acq On : 29 Nov 21 16:07  
Sample : 1ug/L VOC STD 11/29/21  
Misc : IS&S: 9/1/21

Vial: 6  
Operator:  
Inst : Loki  
Multiplr: 1.00

Quant Time: Nov 30 9:58 2021

Quant Results File: L1129W.RES

Quant Method : M:\LOKI\DATA\211129\L1129W.M (RTE Integrator)  
Title : METHOD 8260B  
Last Update : Tue Nov 30 09:57:34 2021  
Response via : Initial Calibration  
DataAcq Meth : L8260

Compound	R.T.	QIon	Response	Conc	Unit	Qvalue
84) Sec-Butylbenzene	12.18	105	921	0.71	ppb	93
85) p-Isopropyltoluene	12.35	119	743	1.69	ppb #	68
87) 1,3-DCB	12.29	146	765	0.91	ppb #	93
88) 1,4-DCB	12.38	146	881	1.04	ppb	85
89) n-Butylbenzene	12.81	91	683	2.16	ppb	84
90) 1,2-DCB	12.80	146	761	1.27	ppb	86
91) Hexachloroethane	13.09	117	321	1.16	ppb #	70
93) 1,2,4-Trichlorobenzene	14.61	180	191	3.11	ppb #	57
94) Hexachlorobutadiene	14.82	225	140	1.11	ppb #	21
95) Naphthalene	14.88	128	141	0.98	ppb #	80
96) 1,2,3-Trichlorobenzene	15.15	182	184	2.78	ppb	79

(#) = qualifier out of range (m) = manual integration  
1129L08.D L1129W.M Tue Nov 30 13:12:27 2021

Page 3


Data File : M:\LOKI\DATA\211129\1129L08.D  
 Acq On : 29 Nov 21 16:07  
 Sample : 1ug/L VOC STD 11/29/21  
 Misc : IS&S: 9/1/21

Vial: 6  
 Operator:  
 Inst : Loki  
 Multiplr: 1.00

Quant Time: Nov 30 9:58 2021

Quant Results File: L1129W.RES

Method : M:\LOKI\DATA\211129\L1129W.M (RTE Integrator)  
 Title : METHOD 8260B  
 Last Update : Tue Nov 30 10:12:54 2021  
 Response via : Initial Calibration



Data File : M:\LOKI\DATA\211129\1129L09.D  
 Acq On : 29 Nov 21 16:34  
 Sample : 2ug/L VOC STD 11/29/21  
 Misc : IS&S: 9/1/21

Vial: 7  
 Operator:  
 Inst : Loki  
 Multiplr: 1.00

Quant Time: Nov 30 9:58 2021

Quant Results File: L1129W.RES

Quant Method : M:\LOKI\DATA\211129\L1129W.M (RTE Integrator)  
 Title : METHOD 8260B  
 Last Update : Tue Nov 30 09:57:34 2021  
 Response via : Initial Calibration  
 DataAcq Meth : L8260

Internal Standards	R.T.	QIon	Response	Conc	Units	Dev (Min)
1) Fluorobenzene (IS)	6.31	96	60708	25.00	ppb	0.00
56) Chlorobenzene-D5 (IS)	9.78	117	54676	25.00	ppb	0.00
71) 1,4-Dichlorobenzene-D4 (IS)	12.36	152	31774	25.00	ppb	0.00

System Monitoring Compounds

32) Dibromofluoromethane (S)	5.45	113	7220	9.43	ppb	0.00
Spiked Amount	25.000		Recovery	=	37.724%	
37) 1,2-DCA-D4 (S)	5.87	65	7509	9.13	ppb	0.00
Spiked Amount	25.000		Recovery	=	36.508%	
57) Toluene-D8 (S)	8.17	98	21489	8.36	ppb	0.00
Spiked Amount	25.000		Recovery	=	33.432%	
65) 4-Bromofluorobenzene (S)	11.07	174	7567	7.85	ppb	0.00
Spiked Amount	25.000		Recovery	=	31.392%	

Target Compounds

	R.T.	QIon	Response	Conc	Units	Qvalue
2) Dichlorodifluoromethane	1.08	85	789	2.29	ppb	98
3) Freon 114	1.18	85	430	1.92	ppb	75
4) Chloromethane	1.22	50	1066	3.04	ppb	94
5) Vinyl chloride	1.31	62	642	1.95	ppb	96
6) Bromomethane	1.56	96	647	1.22	ppb	81
7) Chloroethane	1.66	64	452	2.13	ppb	90
8) Dichlorofluoromethane	1.84	67	1267	2.15	ppb	90
9) Trichlorofluoromethane	1.88	101	901	2.16	ppb	83
10) Acrolein	2.29	56	1853	61.93	ppb	96
11) Acetone	2.45	43	2713	29.03	ppb	93
12) Freon-113	2.40	101	590	1.90	ppb	97
13) 1,1-DCE	2.37	61	835	2.13	ppb	# 93
14) t-Butanol	3.17	59	298	13.07	ppb	# 45
15) Acetonitrile	2.75	41	3013	77.36	ppb	89
16) Methyl Acetate	2.83	43	416	1.81	ppb	# 50
17) Iodomethane	2.51	142	195	4.24	ppb	# 33
19) Methylene chloride	2.92	84	721	1.34	ppb	# 85
20) Carbon disulfide	2.57	76	1062	2.38	ppb	# 86
22) Trans-1,2-DCE	3.27	61	742	2.06	ppb	94
23) Diisopropyl Ether	4.07	45	929	1.51	ppb	94
24) 1,1-DCA	3.87	63	806	1.66	ppb	# 65
25) Vinyl Acetate	4.04	43	238	1.53	ppb	100
27) MEK (2-Butanone)	4.85	43	2540	25.33	ppb	96
28) Cis-1,2-DCE	4.77	61	702	1.82	ppb	# 85
29) 2,2-Dichloropropane	4.75	77	737	1.85	ppb	# 81
30) Chloroform	5.24	83	1354	2.37	ppb	86
31) Bromochloromethane	5.09	130	462	1.47	ppb	88

(#) = qualifier out of range (m) = manual integration  
 1129L09.D L1129W.M Tue Nov 30 13:12:28 2021

Data File : M:\LOKI\DATA\211129\1129L09.D  
 Acq On : 29 Nov 21 16:34  
 Sample : 2ug/L VOC STD 11/29/21  
 Misc : IS&S: 9/1/21

Vial: 7  
 Operator:  
 Inst : Loki  
 Multiplr: 1.00

Quant Time: Nov 30 9:58 2021

Quant Results File: L1129W.RES

Quant Method : M:\LOKI\DATA\211129\L1129W.M (RTE Integrator)  
 Title : METHOD 8260B  
 Last Update : Tue Nov 30 09:57:34 2021  
 Response via : Initial Calibration  
 DataAcq Meth : L8260

Compound	R.T.	QIon	Response	Conc	Unit	Qvalue
33) 1,1,1-TCA	5.43	97	956	1.77	ppb	# 81
34) Cyclohexane	5.50	56	497	3.02	ppb	# 72
35) 1,1-Dichloropropene	5.67	75	537	2.55	ppb	89
36) 2,2,4-Trimethylpentane	6.08	57	435	1.77	ppb	# 84
38) Carbon Tetrachloride	5.66	119	1062	2.50	ppb	89
39) Tert Amyl Methyl Ether	6.30	73	679	10.31	ppb	100
40) 1,2-DCA	5.97	62	860	1.87	ppb	97
41) Benzene	5.93	78	2176	1.87	ppb	92
42) TCE	6.76	130	705	1.88	ppb	93
43) 2-Pentanone	7.03	43	9442	57.43	ppb	99
44) 1,2-Dichloropropane	7.01	63	458	1.45	ppb	93
45) Bromodichloromethane	7.36	83	847	1.79	ppb	95
46) Methyl Cyclohexane	6.96	98	248	3.79	ppb	87
47) Dibromomethane	7.15	174	600	2.05	ppb	99
49) MIBK (methyl isobutyl ket	8.10	43	4792	24.16	ppb	93
50) 1-Bromo-2-chloroethane	7.69	63	466	2.00	ppb	# 79
51) Cis-1,3-Dichloropropene	7.88	75	724	1.67	ppb	# 87
52) Toluene	8.25	91	2377	1.73	ppb	98
53) Trans-1,3-Dichloropropene	8.52	75	462	1.78	ppb	94
54) 1,1,2-TCA	8.71	97	683	1.88	ppb	86
55) 2-Hexanone	9.03	43	2313	19.31	ppb	94
58) 1,2-EDB	9.25	107	725	2.31	ppb	94
59) Tetrachloroethene	8.86	166	531	1.77	ppb	# 83
60) 1-Chlorohexane	9.81	91	493	2.92	ppb	# 83
61) 1,1,1,2-Tetrachloroethane	9.91	131	846	2.12	ppb	80
62) m&p-Xylene	10.07	91	3413	4.66	ppb	99
63) o-Xylene	10.50	91	1849	2.51	ppb	96
64) Styrene	10.52	104	1113	2.78	ppb	88
66) 1,3-Dichloropropane	8.90	76	913	1.82	ppb	97
67) Dibromochloromethane	9.14	129	829	2.06	ppb	97
68) Chlorobenzene	9.80	112	2045	1.99	ppb	90
69) Ethylbenzene	9.94	91	1288	1.58	ppb	98
70) Bromoform	10.70	173	586	2.98	ppb	# 73
72) Isopropylbenzene	10.92	105	2133	1.70	ppb	# 87
73) 1,1,2,2-Tetrachloroethane	11.24	83	880	2.07	ppb	84
74) 1,2,3-Trichloropropane	11.29	110	234	2.06	ppb	87
76) Bromobenzene	11.23	158	884	2.03	ppb	93
77) n-Propylbenzene	11.37	91	2324	1.61	ppb	87
78) 4-Ethyltoluene	11.50	105	1661	2.25	ppb	97
79) 2-Chlorotoluene	11.44	91	1794	1.72	ppb	95
80) 1,3,5-Trimethylbenzene	11.57	105	1758	1.51	ppb	87
81) 4-Chlorotoluene	11.57	91	1833	1.60	ppb	91

(#) = qualifier out of range (m) = manual integration  
 1129L09.D L1129W.M Tue Nov 30 13:12:29 2021

Data File : M:\LOKI\DATA\211129\1129L09.D  
 Acq On : 29 Nov 21 16:34  
 Sample : 2ug/L VOC STD 11/29/21  
 Misc : IS&S: 9/1/21

Vial: 7  
 Operator:  
 Inst : Loki  
 Multiplr: 1.00

Quant Time: Nov 30 9:58 2021

Quant Results File: L1129W.RES

Quant Method : M:\LOKI\DATA\211129\L1129W.M (RTE Integrator)  
 Title : METHOD 8260B  
 Last Update : Tue Nov 30 09:57:34 2021  
 Response via : Initial Calibration  
 DataAcq Meth : L8260

Compound	R.T.	QIon	Response	Conc	Unit	Qvalue
82) Tert-Butylbenzene	11.93	119	1548	1.60	ppb	# 76
83) 1,2,4-Trimethylbenzene	11.98	105	1790	2.57	ppb	98
84) Sec-Butylbenzene	12.18	105	2079	1.57	ppb	100
85) p-Isopropyltoluene	12.35	119	1805	2.40	ppb	# 83
86) Benzyl Chloride	12.54	91	40	0.14	ppb	# 42
87) 1,3-DCB	12.28	146	1549	1.80	ppb	96
88) 1,4-DCB	12.38	146	1789	2.07	ppb	97
89) n-Butylbenzene	12.80	91	1323	2.67	ppb	88
90) 1,2-DCB	12.80	146	1725	2.34	ppb	# 86
91) Hexachloroethane	13.08	117	599	2.40	ppb	82
92) 1,2-Dibromo-3-chloropropan	13.67	157	39	3.91	ppb	# 15
93) 1,2,4-Trichlorobenzene	14.60	180	424	3.88	ppb	73
94) Hexachlorobutadiene	14.81	225	283	2.20	ppb	92
95) Naphthalene	14.88	128	376	1.70	ppb	# 80
96) 1,2,3-Trichlorobenzene	15.15	182	261	3.06	ppb	92

(#) = qualifier out of range (m) = manual integration  
 1129L09.D L1129W.M Tue Nov 30 13:12:29 2021



Quantitation Report


Data File : M:\LOKI\DATA\211129\1129L09.D  
Acq On : 29 Nov 21 16:34  
Sample : 2ug/L VOC STD 11/29/21  
Misc : IS&S: 9/1/21

Vial: 7  
Operator:  
Inst : Loki  
Multiplr: 1.00

Quant Time: Nov 30 9:58 2021

Quant Results File: L1129W.RES

Method : M:\LOKI\DATA\211129\L1129W.M (RTE Integrator)  
Title : METHOD 8260B  
Last Update : Tue Nov 30 10:12:54 2021  
Response via : Initial Calibration



Data File : M:\LOKI\DATA\211129\1129L10.D  
 Acq On : 29 Nov 21 17:02  
 Sample : 5ug/L VOC STD 11/29/21  
 Misc : IS&S: 9/1/21

Vial: 8  
 Operator:  
 Inst : Loki  
 Multiplr: 1.00

Quant Time: Nov 30 9:58 2021

Quant Results File: L1129W.RES

Quant Method : M:\LOKI\DATA\211129\L1129W.M (RTE Integrator)  
 Title : METHOD 8260B  
 Last Update : Tue Nov 30 09:57:34 2021  
 Response via : Initial Calibration  
 DataAcq Meth : L8260

Internal Standards	R.T.	QIon	Response	Conc	Units	Dev(Min)
1) Fluorobenzene (IS)	6.30	96	61476	25.00	ppb	0.00
56) Chlorobenzene-D5 (IS)	9.77	117	55788	25.00	ppb	0.00
71) 1,4-Dichlorobenzene-D4 (IS)	12.36	152	36826	25.00	ppb	0.00
System Monitoring Compounds						
32) Dibromofluoromethane(S)	5.45	113	19012	24.52	ppb	0.00
Spiked Amount	25.000		Recovery	=	98.092%	
37) 1,2-DCA-D4 (S)	5.87	65	20121	24.15	ppb	0.00
Spiked Amount	25.000		Recovery	=	96.604%	
57) Toluene-D8 (S)	8.17	98	61199	23.33	ppb	0.00
Spiked Amount	25.000		Recovery	=	93.312%	
65) 4-Bromofluorobenzene(S)	11.07	174	23387	23.77	ppb	0.00
Spiked Amount	25.000		Recovery	=	95.084%	
Target Compounds						
2) Dichlorodifluoromethane	1.08	85	1786	5.13	ppb	100
3) Freon 114	1.18	85	1248	5.51	ppb	91
4) Chloromethane	1.22	50	2129	6.00	ppb	97
5) Vinyl chloride	1.31	62	1546	4.64	ppb	93
6) Bromomethane	1.56	96	2115	3.99	ppb	# 75
7) Chloroethane	1.65	64	1001	4.65	ppb	98
8) Dichlorofluoromethane	1.84	67	3273	5.49	ppb	96
9) Trichlorofluoromethane	1.88	101	2102	4.98	ppb	86
10) Acrolein	2.28	56	2761	91.13	ppb	94
11) Acetone	2.45	43	3596	37.99	ppb	100
12) Freon-113	2.40	101	1512	5.23	ppb	92
13) 1,1-DCE	2.37	61	2206	5.55	ppb	98
14) t-Butanol	3.16	59	763	33.05	ppb	# 45
15) Acetonitrile	2.75	41	4084	103.55	ppb	92
16) Methyl Acetate	2.84	43	1137	5.22	ppb	92
17) Iodomethane	2.51	142	782	6.27	ppb	96
18) Acrylonitrile	3.25	53	451	5.31	ppb	# 65
19) Methylene chloride	2.92	84	1819	4.68	ppb	92
20) Carbon disulfide	2.57	76	2810	6.22	ppb	# 94
21) Methyl t-butyl ether (MtBE)	3.30	73	315	0.52	ppb	100
22) Trans-1,2-DCE	3.26	61	1787	4.90	ppb	87
23) Diisopropyl Ether	4.08	45	2725	4.38	ppb	94
24) 1,1-DCA	3.87	63	2465	5.00	ppb	100
25) Vinyl Acetate	4.07	43	719	4.55	ppb	100
27) MEK (2-Butanone)	4.85	43	3345	32.94	ppb	# 84
28) Cis-1,2-DCE	4.76	61	1971	5.05	ppb	95
29) 2,2-Dichloropropane	4.75	77	1837	4.54	ppb	99

(#) = qualifier out of range (m) = manual integration

Data File : M:\LOKI\DATA\211129\1129L10.D  
Acq On : 29 Nov 21 17:02  
Sample : 5ug/L VOC STD 11/29/21  
Misc : IS&S: 9/1/21

Vial: 8  
Operator:  
Inst : Loki  
Multiplr: 1.00

Quant Time: Nov 30 9:58 2021

Quant Results File: L1129W.RES

Quant Method : M:\LOKI\DATA\211129\L1129W.M (RTE Integrator)  
Title : METHOD 8260B  
Last Update : Tue Nov 30 09:57:34 2021  
Response via : Initial Calibration  
DataAcq Meth : L8260

Compound	R.T.	QIon	Response	Conc	Unit	Qvalue
30) Chloroform	5.24	83	2808	4.86	ppb	93
31) Bromochloromethane	5.09	130	1435	5.41	ppb	98
33) 1,1,1-TCA	5.44	97	2757	5.05	ppb	99
34) Cyclohexane	5.50	56	1283	5.21	ppb	# 81
35) 1,1-Dichloropropene	5.67	75	1372	4.74	ppb	95
36) 2,2,4-Trimethylpentane	6.08	57	1158	4.64	ppb	99
38) Carbon Tetrachloride	5.66	119	2537	5.50	ppb	# 80
39) Tert Amyl Methyl Ether	6.30	73	766	11.49	ppb	100
40) 1,2-DCA	5.97	62	2449	5.25	ppb	99
41) Benzene	5.93	78	5374	4.56	ppb	97
42) TCE	6.75	130	2052	5.39	ppb	95
43) 2-Pentanone	7.03	43	13950	83.79	ppb	100
44) 1,2-Dichloropropane	7.02	63	1455	4.56	ppb	98
45) Bromodichloromethane	7.36	83	2334	4.86	ppb	93
46) Methyl Cyclohexane	6.97	98	773	6.00	ppb	83
47) Dibromomethane	7.15	174	1788	6.04	ppb	92
49) MIBK (methyl isobutyl ket	8.10	43	6845	34.08	ppb	97
50) 1-Bromo-2-chloroethane	7.69	63	1071	4.54	ppb	98
51) Cis-1,3-Dichloropropene	7.88	75	2049	4.66	ppb	88
52) Toluene	8.25	91	6544	4.71	ppb	98
53) Trans-1,3-Dichloropropene	8.53	75	1011	3.84	ppb	92
54) 1,1,2-TCA	8.72	97	1771	4.82	ppb	97
55) 2-Hexanone	9.03	43	3662	30.18	ppb	# 75
58) 1,2-EDB	9.25	107	1728	4.78	ppb	89
59) Tetrachloroethene	8.86	166	1451	4.75	ppb	92
60) 1-Chlorohexane	9.81	91	1418	5.41	ppb	93
61) 1,1,1,2-Tetrachloroethane	9.91	131	2080	5.12	ppb	88
62) m&p-Xylene	10.07	91	9506	8.88	ppb	97
63) o-Xylene	10.51	91	4407	4.23	ppb	89
64) Styrene	10.52	104	3422	4.62	ppb	96
66) 1,3-Dichloropropane	8.90	76	2424	4.74	ppb	91
67) Dibromochloromethane	9.14	129	2207	5.37	ppb	100
68) Chlorobenzene	9.80	112	5299	5.06	ppb	88
69) Ethylbenzene	9.94	91	3530	4.25	ppb	95
70) Bromoform	10.70	173	1605	5.78	ppb	86
72) Isopropylbenzene	10.91	105	5874	4.05	ppb	99
73) 1,1,2,2-Tetrachloroethane	11.24	83	2421	4.92	ppb	87
74) 1,2,3-Trichloropropane	11.29	110	852	5.34	ppb	# 64
75) t-1,4-Dichloro-2-Butene	11.30	53	46	4.98	ppb	# 15
76) Bromobenzene	11.22	158	2339	4.64	ppb	77
77) n-Propylbenzene	11.37	91	7084	4.24	ppb	89
78) 4-Ethyltoluene	11.50	105	5520	4.35	ppb	98

(#) = qualifier out of range (m) = manual integration  
1129L10.D L1129W.M Tue Nov 30 13:12:31 2021

Data File : M:\LOKI\DATA\211129\1129L10.D  
 Acq On : 29 Nov 21 17:02  
 Sample : 5ug/L VOC STD 11/29/21  
 Misc : IS&S: 9/1/21

Vial: 8  
 Operator:  
 Inst : Loki  
 Multiplr: 1.00

Quant Time: Nov 30 9:58 2021

Quant Results File: L1129W.RES

Quant Method : M:\LOKI\DATA\211129\L1129W.M (RTE Integrator)  
 Title : METHOD 8260B  
 Last Update : Tue Nov 30 09:57:34 2021  
 Response via : Initial Calibration  
 DataAcq Meth : L8260

Compound	R.T.	QIon	Response	Conc	Unit	Qvalue
79) 2-Chlorotoluene	11.45	91	5127	4.23	ppb	97
80) 1,3,5-Trimethylbenzene	11.57	105	5402	4.00	ppb	85
81) 4-Chlorotoluene	11.57	91	5482	4.12	ppb	94
82) Tert-Butylbenzene	11.93	119	4651	4.14	ppb	91
83) 1,2,4-Trimethylbenzene	11.98	105	4951	4.37	ppb	94
84) Sec-Butylbenzene	12.17	105	6356	4.14	ppb	94
85) p-Isopropyltoluene	12.34	119	5055	4.13	ppb	91
86) Benzyl Chloride	12.55	91	570	1.77	ppb	# 42
87) 1,3-DCB	12.28	146	4636	4.65	ppb	96
88) 1,4-DCB	12.38	146	4841	4.84	ppb	95
89) n-Butylbenzene	12.80	91	4010	4.42	ppb	98
90) 1,2-DCB	12.79	146	4340	4.61	ppb	93
91) Hexachloroethane	13.09	117	1449	5.39	ppb	83
92) 1,2-Dibromo-3-chloropropan	13.67	157	338	6.28	ppb	# 81
93) 1,2,4-Trichlorobenzene	14.61	180	1018	5.41	ppb	95
94) Hexachlorobutadiene	14.81	225	773	5.18	ppb	90
95) Naphthalene	14.88	128	924	2.98	ppb	# 80
96) 1,2,3-Trichlorobenzene	15.15	182	863	4.90	ppb	86

(#) = qualifier out of range (m) = manual integration  
 1129L10.D L1129W.M Tue Nov 30 13:12:31 2021



Data File : M:\LOKI\DATA\211129\1129L11.D  
Acq On : 29 Nov 21 17:30  
Sample : 10ug/L VOC STD 11/29/21  
Misc : IS&S: 9/1/21

Vial: 9  
Operator:  
Inst : Loki  
Multiplr: 1.00

Quant Time: Nov 30 9:58 2021

Quant Results File: L1129W.RES

Quant Method : M:\LOKI\DATA\211129\L1129W.M (RTE Integrator)  
Title : METHOD 8260B  
Last Update : Tue Nov 30 09:57:34 2021  
Response via : Initial Calibration  
DataAcq Meth : L8260

Internal Standards	R.T.	QIon	Response	Conc	Units	Dev(Min)
1) Fluorobenzene (IS)	6.30	96	63065	25.00	ppb	0.00
56) Chlorobenzene-D5 (IS)	9.78	117	55999	25.00	ppb	0.00
71) 1,4-Dichlorobenzene-D4 (IS)	12.36	152	38835	25.00	ppb	0.00

System Monitoring Compounds

32) Dibromofluoromethane(S)	5.45	113	19414	24.41	ppb	0.00	
Spiked Amount							Recovery = 97.644%
37) 1,2-DCA-D4(S)	5.87	65	20363	23.83	ppb	0.00	
Spiked Amount							Recovery = 95.304%
57) Toluene-D8(S)	8.18	98	62355	23.68	ppb	0.00	
Spiked Amount							Recovery = 94.716%
65) 4-Bromofluorobenzene(S)	11.07	174	24933	25.25	ppb	0.00	
Spiked Amount							Recovery = 100.988%

Target Compounds

	R.T.	QIon	Response	Conc	Units	Qvalue
2) Dichlorodifluoromethane	1.08	85	4095	11.46	ppb	100
3) Freon 114	1.18	85	2825	12.15	ppb	100
4) Chloromethane	1.22	50	4376	12.03	ppb	100
5) Vinyl chloride	1.31	62	3400	9.95	ppb	100
6) Bromomethane	1.56	96	3747	6.91	ppb	100
7) Chloroethane	1.65	64	2275	10.31	ppb	100
8) Dichlorofluoromethane	1.84	67	6419	10.49	ppb	100
9) Trichlorofluoromethane	1.88	101	4226	9.75	ppb	100
10) Acrolein	2.28	56	3286	105.72	ppb	100
11) Acetone	2.45	43	4608	47.46	ppb	100
12) Freon-113	2.39	101	3569	12.41	ppb	100
13) 1,1-DCE	2.37	61	4502	11.05	ppb	100
14) t-Butanol	3.17	59	1314	55.49	ppb	100
15) Acetonitrile	2.75	41	5364	132.57	ppb	100
16) Methyl Acetate	2.83	43	2260	10.30	ppb	100
17) Iodomethane	2.51	142	2018	10.38	ppb	100
18) Acrylonitrile	3.25	53	829	8.58	ppb	100
19) Methylene chloride	2.92	84	3845	10.61	ppb	100
20) Carbon disulfide	2.57	76	5376	11.61	ppb	100
21) Methyl t-butyl ether (MtBE)	3.31	73	994	1.60	ppb	100
22) Trans-1,2-DCE	3.26	61	3873	10.36	ppb	100
23) Diisopropyl Ether	4.07	45	5838	9.16	ppb	100
24) 1,1-DCA	3.87	63	5084	10.05	ppb	100
25) Vinyl Acetate	4.08	43	1430	8.82	ppb	100
27) MEK (2-Butanone)	4.85	43	4547	43.64	ppb	100
28) Cis-1,2-DCE	4.76	61	3976	9.93	ppb	100
29) 2,2-Dichloropropane	4.75	77	3841	9.26	ppb	100

(#) = qualifier out of range (m) = manual integration

Data File : M:\LOKI\DATA\211129\1129L11.D  
 Acq On : 29 Nov 21 17:30  
 Sample : 10ug/L VOC STD 11/29/21  
 Misc : IS&S: 9/1/21

Vial: 9  
 Operator:  
 Inst : Loki  
 Multiplr: 1.00

Quant Time: Nov 30 9:58 2021

Quant Results File: L1129W.RES

Quant Method : M:\LOKI\DATA\211129\L1129W.M (RTE Integrator)  
 Title : METHOD 8260B  
 Last Update : Tue Nov 30 09:57:34 2021  
 Response via : Initial Calibration  
 DataAcq Meth : L8260

Compound	R.T.	QIon	Response	Conc	Unit	Qvalue
30) Chloroform	5.24	83	6120	10.33	ppb	100
31) Bromochloromethane	5.09	130	2724	10.38	ppb	100
33) 1,1,1-TCA	5.44	97	6138	10.96	ppb	100
34) Cyclohexane	5.50	56	2728	9.08	ppb	100
35) 1,1-Dichloropropene	5.67	75	3160	9.24	ppb	100
36) 2,2,4-Trimethylpentane	6.07	57	2480	9.69	ppb	100
38) Carbon Tetrachloride	5.66	119	5301	10.91	ppb	100
39) Tert Amyl Methyl Ether	6.31	73	684	10.00	ppb	100
40) 1,2-DCA	5.97	62	5032	10.51	ppb	100
41) Benzene	5.93	78	11730	9.71	ppb	100
42) TCE	6.76	130	4328	11.08	ppb	100
43) 2-Pentanone	7.03	43	19134	112.03	ppb	100
44) 1,2-Dichloropropane	7.02	63	3124	9.54	ppb	100
45) Bromodichloromethane	7.36	83	4871	9.89	ppb	100
46) Methyl Cyclohexane	6.97	98	1845	10.33	ppb	100
47) Dibromomethane	7.14	174	3412	11.24	ppb	100
49) MIBK (methyl isobutyl ket	8.10	43	9083	44.09	ppb	100
50) 1-Bromo-2-chloroethane	7.69	63	2277	9.40	ppb	100
51) Cis-1,3-Dichloropropene	7.88	75	3937	8.73	ppb	100
52) Toluene	8.25	91	13621	9.55	ppb	100
53) Trans-1,3-Dichloropropene	8.52	75	2234	8.28	ppb	100
54) 1,1,2-TCA	8.72	97	3504	9.30	ppb	100
55) 2-Hexanone	9.03	43	4990	40.09	ppb	100
58) 1,2-EDB	9.25	107	3673	9.62	ppb	100
59) Tetrachloroethene	8.86	166	2691	8.77	ppb	100
60) 1-Chlorohexane	9.81	91	3202	10.23	ppb	100
61) 1,1,1,2-Tetrachloroethane	9.90	131	4504	11.04	ppb	100
62) m&p-Xylene	10.07	91	22117	17.65	ppb	100
63) o-Xylene	10.50	91	11445	8.99	ppb	100
64) Styrene	10.52	104	8533	8.73	ppb	100
66) 1,3-Dichloropropane	8.90	76	5046	9.82	ppb	100
67) Dibromochloromethane	9.14	129	4337	10.52	ppb	100
68) Chlorobenzene	9.81	112	10641	10.11	ppb	100
69) Ethylbenzene	9.94	91	7758	9.31	ppb	100
70) Bromoform	10.71	173	3449	10.88	ppb	100
72) Isopropylbenzene	10.92	105	13412	8.76	ppb	100
73) 1,1,2,2-Tetrachloroethane	11.24	83	5063	9.75	ppb	100
74) 1,2,3-Trichloropropane	11.28	110	1788	10.09	ppb	100
75) t-1,4-Dichloro-2-Butene	11.31	53	330	8.49	ppb	100
76) Bromobenzene	11.23	158	5129	9.65	ppb	100
77) n-Propylbenzene	11.37	91	15824	8.99	ppb	100
78) 4-Ethyltoluene	11.50	105	13207	8.45	ppb	100

(#) = qualifier out of range (m) = manual integration  
 1129L11.D L1129W.M Tue Nov 30 13:15:23 2021

Data File : M:\LOKI\DATA\211129\1129L11.D  
Acq On : 29 Nov 21 17:30  
Sample : 10ug/L VOC STD 11/29/21  
Misc : IS&S: 9/1/21

Vial: 9  
Operator:  
Inst : Loki  
Multiplr: 1.00

Quant Time: Nov 30 9:58 2021

Quant Results File: L1129W.RES

Quant Method : M:\LOKI\DATA\211129\L1129W.M (RTE Integrator)  
Title : METHOD 8260B  
Last Update : Tue Nov 30 09:57:34 2021  
Response via : Initial Calibration  
DataAcq Meth : L8260

Compound	R.T.	QIon	Response	Conc	Unit	Qvalue
79) 2-Chlorotoluene	11.45	91	11139	8.72	ppb	100
80) 1,3,5-Trimethylbenzene	11.57	105	12644	8.88	ppb	100
81) 4-Chlorotoluene	11.57	91	13649	9.72	ppb	100
82) Tert-Butylbenzene	11.93	119	11512	9.71	ppb	100
83) 1,2,4-Trimethylbenzene	11.98	105	12181	8.50	ppb	100
84) Sec-Butylbenzene	12.17	105	14384	8.89	ppb	100
85) p-Isopropyltoluene	12.34	119	12954	8.36	ppb	100
86) Benzyl Chloride	12.54	91	1434	4.22	ppb	100
87) 1,3-DCB	12.28	146	10545	10.03	ppb	100
88) 1,4-DCB	12.38	146	11054	10.47	ppb	100
89) n-Butylbenzene	12.80	91	9797	8.13	ppb	100
90) 1,2-DCB	12.79	146	10278	9.87	ppb	100
91) Hexachloroethane	13.08	117	3294	12.02	ppb	100
92) 1,2-Dibromo-3-chloropropan	13.67	157	1010	11.27	ppb	100
93) 1,2,4-Trichlorobenzene	14.61	180	2371	8.99	ppb	100
94) Hexachlorobutadiene	14.82	225	1564	9.94	ppb	100
95) Naphthalene	14.87	128	3150	8.11	ppb	100
96) 1,2,3-Trichlorobenzene	15.15	182	2108	8.63	ppb	100

(#) = qualifier out of range (m) = manual integration  
1129L11.D L1129W.M Tue Nov 30 13:15:23 2021



Quantitation Report

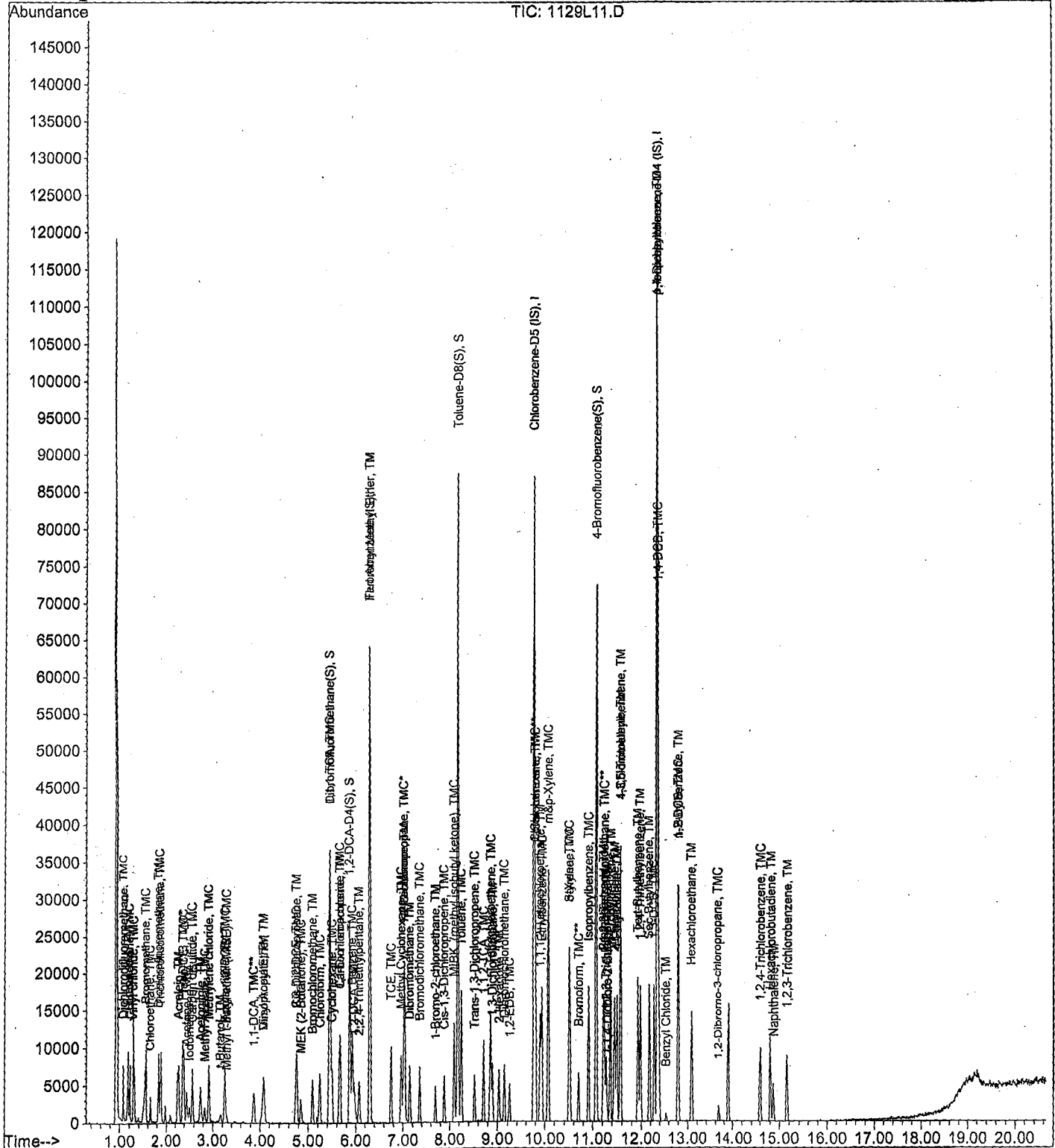
Data File : M:\LOKI\DATA\211129\1129L11.D  
Acq On : 29 Nov 21 17:30  
Sample : 10ug/L VOC STD 11/29/21  
Misc : IS&S: 9/1/21

Vial: 9  
Operator:  
Inst : Loki  
Multiplr: 1.00

Quant Time: Nov 30 9:58 2021

Quant Results File: L1129W.RES

Method : M:\LOKI\DATA\211129\L1129W.M (RTE Integrator)  
Title : METHOD 8260B  
Last Update : Tue Nov 30 10:12:54 2021  
Response via : Initial Calibration



Data File : M:\LOKI\DATA\211129\1129L12.D  
 Acq On : 29 Nov 21 17:57  
 Sample : 20ug/L VOC STD 11/29/21  
 Misc : IS&S: 9/1/21

Vial: 10  
 Operator:  
 Inst : Loki  
 Multiplr: 1.00

Quant Time: Nov 30 9:58 2021

Quant Results File: L1129W.RES

Quant Method : M:\LOKI\DATA\211129\L1129W.M (RTE Integrator)  
 Title : METHOD 8260B  
 Last Update : Tue Nov 30 09:57:34 2021  
 Response via : Initial Calibration  
 DataAcq Meth : L8260

Internal Standards	R.T.	QIon	Response	Conc	Units	Dev (Min)
1) Fluorobenzene (IS)	6.30	96	70045	25.00	ppb	0.00
56) Chlorobenzene-D5 (IS)	9.77	117	60915	25.00	ppb	0.00
71) 1,4-Dichlorobenzene-D4 (IS)	12.36	152	44236	25.00	ppb	0.00

System Monitoring Compounds

32) Dibromofluoromethane (S)	5.45	113	41670	47.17	ppb	0.00
Spiked Amount	25.000		Recovery	= 188.692%		
37) 1,2-DCA-D4 (S)	5.87	65	42579	44.86	ppb	0.00
Spiked Amount	25.000		Recovery	= 179.420%		
57) Toluene-D8 (S)	8.18	98	141241	49.31	ppb	0.00
Spiked Amount	25.000		Recovery	= 197.224%		
65) 4-Bromofluorobenzene (S)	11.07	174	57671	53.68	ppb	0.00
Spiked Amount	25.000		Recovery	= 214.740%		

Target Compounds

Target Compounds	R.T.	QIon	Response	Conc	Units	Qvalue
2) Dichlorodifluoromethane	1.08	85	8950	22.55	ppb	99
3) Freon 114	1.18	85	6200	24.02	ppb	98
4) Chloromethane	1.22	50	8213	20.33	ppb	95
5) Vinyl chloride	1.31	62	7029	18.53	ppb	98
6) Bromomethane	1.56	96	14201	23.64	ppb	85
7) Chloroethane	1.65	64	4418	18.03	ppb	99
8) Dichlorofluoromethane	1.84	67	13003	19.14	ppb	99
9) Trichlorofluoromethane	1.88	101	8576	17.81	ppb	95
10) Acrolein	2.28	56	4165	120.65	ppb	97
11) Acetone	2.45	43	5784	53.64	ppb	94
12) Freon-113	2.39	101	6692	21.14	ppb	95
13) 1,1-DCE	2.37	61	9530	21.05	ppb	97
14) t-Butanol	3.16	59	2058	78.24	ppb	91
15) Acetonitrile	2.75	41	6155	136.96	ppb	92
16) Methyl Acetate	2.83	43	4777	19.79	ppb	99
17) Iodomethane	2.51	142	4971	18.68	ppb	99
18) Acrylonitrile	3.25	53	2100	18.06	ppb	# 94
19) Methylene chloride	2.92	84	7502	19.32	ppb	97
20) Carbon disulfide	2.57	76	10602	20.61	ppb	99
21) Methyl t-butyl ether (MtBE)	3.30	73	2222	3.23	ppb	# 100
22) Trans-1,2-DCE	3.26	61	7911	19.05	ppb	95
23) Diisopropyl Ether	4.07	45	13586	19.18	ppb	98
24) 1,1-DCA	3.87	63	10686	19.02	ppb	98
25) Vinyl Acetate	4.08	43	2863	15.91	ppb	100
27) MEK (2-Butanone)	4.85	43	6200	53.58	ppb	89
28) Cis-1,2-DCE	4.76	61	8204	18.45	ppb	94
29) 2,2-Dichloropropane	4.75	77	8132	17.64	ppb	98

(#) = qualifier out of range (m) = manual integration

Data File : M:\LOKI\DATA\211129\1129L12.D  
Acq On : 29 Nov 21 17:57  
Sample : 20ug/L VOC STD 11/29/21  
Misc : IS&S: 9/1/21

Vial: 10  
Operator:  
Inst : Loki  
Multiplr: 1.00

Quant Time: Nov 30 9:58 2021

Quant Results File: L1129W.RES

Quant Method : M:\LOKI\DATA\211129\L1129W.M (RTE Integrator)  
Title : METHOD 8260B  
Last Update : Tue Nov 30 09:57:34 2021  
Response via : Initial Calibration  
DataAcq Meth : L8260

Compound	R.T.	QIon	Response	Conc	Unit	Qvalue
30) Chloroform	5.24	83	13408	20.37	ppb	96
31) Bromochloromethane	5.09	130	5971	20.92	ppb	92
33) 1,1,1-TCA	5.44	97	11916	19.16	ppb	100
34) Cyclohexane	5.50	56	6815	18.41	ppb	92
35) 1,1-Dichloropropene	5.67	75	7310	18.05	ppb	90
36) 2,2,4-Trimethylpentane	6.08	57	5758	20.26	ppb	98
38) Carbon Tetrachloride	5.66	119	11219	20.53	ppb	96
39) Tert Amyl Methyl Ether	6.31	73	819	10.78	ppb	100
40) 1,2-DCA	5.97	62	10173	19.14	ppb	91
41) Benzene	5.93	78	25118	18.72	ppb	97
42) TCE	6.75	130	8853	20.41	ppb	82
43) 2-Pentanone	7.03	43	25732	135.64	ppb	100
44) 1,2-Dichloropropane	7.01	63	6048	16.64	ppb	97
45) Bromodichloromethane	7.36	83	10209	18.66	ppb	98
46) Methyl Cyclohexane	6.97	98	4267	18.56	ppb	94
47) Dibromomethane	7.15	174	7252	21.50	ppb	93
49) MIBK (methyl isobutyl ket	8.10	43	11780	51.48	ppb	97
50) 1-Bromo-2-chloroethane	7.70	63	4543	16.89	ppb	99
51) Cis-1,3-Dichloropropene	7.88	75	9183	18.33	ppb	93
52) Toluene	8.25	91	29974	18.93	ppb	94
53) Trans-1,3-Dichloropropene	8.52	75	4862	16.22	ppb	95
54) 1,1,2-TCA	8.71	97	7534	18.00	ppb	94
55) 2-Hexanone	9.03	43	6891	49.85	ppb	93
58) 1,2-EDB	9.25	107	7956	18.71	ppb	95
59) Tetrachloroethene	8.86	166	5868	17.59	ppb	92
60) 1-Chlorohexane	9.81	91	6778	18.45	ppb	97
61) 1,1,1,2-Tetrachloroethane	9.90	131	9224	20.79	ppb	92
62) m&p-Xylene	10.07	91	51586	35.29	ppb	97
63) o-Xylene	10.50	91	25580	17.17	ppb	96
64) Styrene	10.52	104	19675	16.41	ppb	93
66) 1,3-Dichloropropane	8.90	76	10694	19.14	ppb	98
67) Dibromochloromethane	9.14	129	9395	20.94	ppb	96
68) Chlorobenzene	9.80	112	23476	20.51	ppb	97
69) Ethylbenzene	9.94	91	17696	19.53	ppb	99
70) Bromoform	10.70	173	7382	20.14	ppb	96
72) Isopropylbenzene	10.91	105	30996	17.77	ppb	93
73) 1,1,2,2-Tetrachloroethane	11.25	83	10251	17.34	ppb	98
74) 1,2,3-Trichloropropane	11.28	110	3956	19.10	ppb	87
75) t-1,4-Dichloro-2-Butene	11.31	53	831	13.46	ppb	97
76) Bromobenzene	11.23	158	11407	18.83	ppb	97
77) n-Propylbenzene	11.36	91	37043	18.47	ppb	98
78) 4-Ethyltoluene	11.50	105	32808	17.10	ppb	99

(#) = qualifier out of range (m) = manual integration

Data File : M:\LOKI\DATA\211129\1129L12.D  
 Acq On : 29 Nov 21 17:57  
 Sample : 20ug/L VOC STD 11/29/21  
 Misc : IS&S: 9/1/21

Vial: 10  
 Operator:  
 Inst : Loki  
 Multiplr: 1.00

Quant Time: Nov 30 9:58 2021

Quant Results File: L1129W.RES

Quant Method : M:\LOKI\DATA\211129\L1129W.M (RTE Integrator)  
 Title : METHOD 8260B  
 Last Update : Tue Nov 30 09:57:34 2021  
 Response via : Initial Calibration  
 DataAcq Meth : L8260

Compound	R.T.	QIon	Response	Conc	Unit	Qvalue
79) 2-Chlorotoluene	11.44	91	31316	21.53	ppb	92
80) 1,3,5-Trimethylbenzene	11.57	105	31055	19.15	ppb	94
81) 4-Chlorotoluene	11.57	91	32115	20.08	ppb	97
82) Tert-Butylbenzene	11.93	119	25260	18.70	ppb	88
83) 1,2,4-Trimethylbenzene	11.98	105	30455	17.15	ppb	95
84) Sec-Butylbenzene	12.17	105	35823	19.43	ppb	99
85) p-Isopropyltoluene	12.34	119	30981	16.26	ppb	95
86) Benzyl Chloride	12.54	91	3416	8.83	ppb	# 80
87) 1,3-DCB	12.28	146	23340	19.49	ppb	96
88) 1,4-DCB	12.38	146	24417	20.31	ppb	96
89) n-Butylbenzene	12.80	91	23491	15.36	ppb	95
90) 1,2-DCB	12.80	146	23861	19.71	ppb	96
91) Hexachloroethane	13.08	117	7148	23.21	ppb	98
92) 1,2-Dibromo-3-chloropropan	13.68	157	2601	21.01	ppb	92
93) 1,2,4-Trichlorobenzene	14.60	180	5907	16.75	ppb	98
94) Hexachlorobutadiene	14.81	225	3193	17.81	ppb	90
95) Naphthalene	14.88	128	7755	15.88	ppb	95
96) 1,2,3-Trichlorobenzene	15.16	182	5078	15.94	ppb	89

(#) = qualifier out of range (m) = manual integration

QUANTITATION REPORT

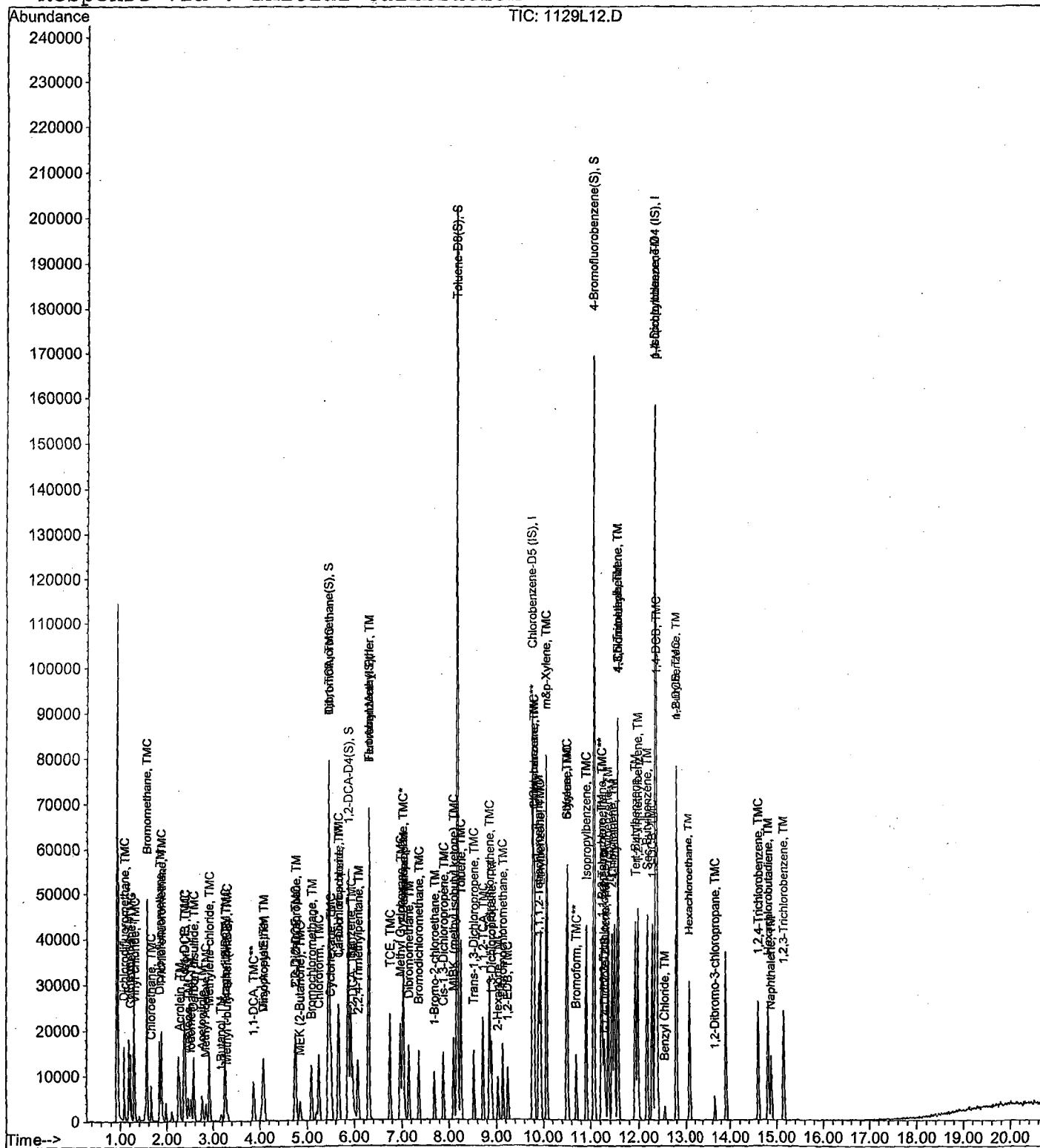
Data File : M:\LOKI\DATA\211129\1129L12.D  
Acq On : 29 Nov 21 17:57  
Sample : 20ug/L VOC STD 11/29/21  
Misc : IS&S: 9/1/21

Vial: 10  
Operator:  
Inst : Loki  
Multiplr: 1.00

Quant Time: Nov 30 9:58 2021

Quant Results File: L1129W.RES

Method : M:\LOKI\DATA\211129\L1129W.M (RTE Integrator)  
Title : METHOD 8260B  
Last Update : Tue Nov 30 10:12:54 2021  
Response via : Initial Calibration



Data File : M:\LOKI\DATA\211129\1129L13.D  
 Acq On : 29 Nov 21 18:25  
 Sample : 40ug/L VOC STD 11/29/21  
 Misc : IS&S: 9/1/21

Vial: 11  
 Operator:  
 Inst : Loki  
 Multiplr: 1.00

Quant Time: Nov 30 9:58 2021

Quant Results File: L1129W.RES

Quant Method : M:\LOKI\DATA\211129\L1129W.M (RTE Integrator)  
 Title : METHOD 8260B  
 Last Update : Tue Nov 30 09:57:34 2021  
 Response via : Initial Calibration  
 DataAcq Meth : L8260

Internal Standards	R.T.	QIon	Response	Conc	Units	Dev (Min)
1) Fluorobenzene (IS)	6.30	96	71155	25.00	ppb	0.00
56) Chlorobenzene-D5 (IS)	9.78	117	62470	25.00	ppb	0.00
71) 1,4-Dichlorobenzene-D4 (IS)	12.36	152	44449	25.00	ppb	0.00
<b>System Monitoring Compounds</b>						
32) Dibromofluoromethane (S)	5.45	113	41752	46.53	ppb	0.00
Spiked Amount	25.000		Recovery	=	186.116%	
37) 1,2-DCA-D4 (S)	5.87	65	42955	44.55	ppb	0.00
Spiked Amount	25.000		Recovery	=	178.180%	
57) Toluene-D8 (S)	8.18	98	147548	50.23	ppb	0.00
Spiked Amount	25.000		Recovery	=	200.904%	
65) 4-Bromofluorobenzene (S)	11.07	174	60504	54.92	ppb	0.00
Spiked Amount	25.000		Recovery	=	219.680%	
<b>Target Compounds</b>						
2) Dichlorodifluoromethane	1.08	85	17428	43.22	ppb	96
3) Freon 114	1.18	85	11452	43.67	ppb	94
4) Chloromethane	1.22	50	16962	41.33	ppb	93
5) Vinyl chloride	1.31	62	14040	36.43	ppb	98
6) Bromomethane	1.56	96	27622	45.30	ppb	85
7) Chloroethane	1.65	64	9133	36.69	ppb	99
8) Dichlorofluoromethane	1.84	67	26538	38.44	ppb	100
9) Trichlorofluoromethane	1.88	101	17096	34.96	ppb	98
10) Acrolein	2.29	56	4934	140.69	ppb	97
11) Acetone	2.45	43	7887	72.00	ppb	93
12) Freon-113	2.39	101	13743	43.02	ppb	97
13) 1,1-DCE	2.37	61	18106	39.37	ppb	97
14) t-Butanol	3.18	59	4122	154.27	ppb	93
15) Acetonitrile	2.75	41	7527	164.88	ppb	95
16) Methyl Acetate	2.83	43	9986	40.95	ppb	97
17) Iodomethane	2.51	142	11340	37.51	ppb	94
18) Acrylonitrile	3.24	53	4257	34.86	ppb	91
19) Methylene chloride	2.92	84	15252	39.56	ppb	96
20) Carbon disulfide	2.57	76	21560	41.26	ppb	97
21) Methyl t-butyl ether (MtBE)	3.31	73	5168	7.39	ppb	# 100
22) Trans-1,2-DCE	3.26	61	16066	38.07	ppb	98
23) Diisopropyl Ether	4.07	45	28434	39.52	ppb	94
24) 1,1-DCA	3.87	63	21252	37.24	ppb	98
25) Vinyl Acetate	4.07	43	6070	33.20	ppb	100
26) Ethyl tert Butyl Ether	4.76	59	264	0.51	ppb	# 41
27) MEK (2-Butanone)	4.85	43	9091	77.34	ppb	96
28) Cis-1,2-DCE	4.76	61	17494	38.73	ppb	98

(#) = qualifier out of range (m) = manual integration  
 1129L13.D L1129W.M Tue Nov 30 13:15:26 2021

Data File : M:\LOKI\DATA\211129\1129L13.D  
 Acq On : 29 Nov 21 18:25  
 Sample : 40ug/L VOC STD 11/29/21  
 Misc : IS&S: 9/1/21

Vial: 11  
 Operator:  
 Inst : Loki  
 Multiplr: 1.00

Quant Time: Nov 30 9:58 2021

Quant Results File: L1129W.RES

Quant Method : M:\LOKI\DATA\211129\L1129W.M (RTE Integrator)  
 Title : METHOD 8260B  
 Last Update : Tue Nov 30 09:57:34 2021  
 Response via : Initial Calibration  
 DataAcq Meth : L8260

Compound	R.T.	QIon	Response	Conc	Unit	Qvalue
29) 2,2-Dichloropropane	4.75	77	16808	35.90	ppb	98
30) Chloroform	5.24	83	26883	40.20	ppb	97
31) Bromochloromethane	5.09	130	11408	39.73	ppb	94
33) 1,1,1-TCA	5.44	97	24344	38.53	ppb	100
34) Cyclohexane	5.50	56	15113	38.29	ppb	91
35) 1,1-Dichloropropene	5.67	75	16027	37.66	ppb	91
36) 2,2,4-Trimethylpentane	6.08	57	12491	43.26	ppb	96
38) Carbon Tetrachloride	5.66	119	21716	38.87	ppb	92
39) Tert Amyl Methyl Ether	6.30	73	891	11.55	ppb	100
40) 1,2-DCA	5.97	62	20480	37.93	ppb	95
41) Benzene	5.93	78	52766	38.71	ppb	98
42) TCE	6.75	130	18179	41.25	ppb	95
43) 2-Pentanone	7.04	43	32270	167.46	ppb	95
44) 1,2-Dichloropropane	7.01	63	13595	36.81	ppb	92
45) Bromodichloromethane	7.36	83	21720	39.08	ppb	92
46) Methyl Cyclohexane	6.96	98	9964	39.12	ppb	86
47) Dibromomethane	7.15	174	15204	44.37	ppb	94
49) MIBK (methyl isobutyl ket	8.10	43	17701	76.15	ppb	98
50) 1-Bromo-2-chloroethane	7.69	63	9553	34.96	ppb	97
51) Cis-1,3-Dichloropropene	7.88	75	19528	38.37	ppb	95
52) Toluene	8.25	91	64547	40.12	ppb	97
53) Trans-1,3-Dichloropropene	8.52	75	9949	32.68	ppb	99
54) 1,1,2-TCA	8.72	97	15271	35.91	ppb	95
55) 2-Hexanone	9.03	43	10249	72.98	ppb	97
58) 1,2-EDB	9.25	107	16928	38.34	ppb	96
59) Tetrachloroethene	8.86	166	12769	37.32	ppb	87
60) 1-Chlorohexane	9.81	91	14767	37.45	ppb	95
61) 1,1,1,2-Tetrachloroethane	9.90	131	18278	40.16	ppb	93
62) m&p-Xylene	10.07	91	115643	74.52	ppb	97
63) o-Xylene	10.50	91	56865	35.78	ppb	97
64) Styrene	10.52	104	46678	35.53	ppb	97
66) 1,3-Dichloropropane	8.90	76	22796	39.78	ppb	99
67) Dibromochloromethane	9.14	129	19712	42.85	ppb	92
68) Chlorobenzene	9.80	112	47548	40.52	ppb	97
69) Ethylbenzene	9.94	91	41632	44.79	ppb	99
70) Bromoform	10.71	173	15288	39.34	ppb	98
72) Isopropylbenzene	10.92	105	68574	39.14	ppb	97
73) 1,1,2,2-Tetrachloroethane	11.25	83	21060	35.45	ppb	93
74) 1,2,3-Trichloropropane	11.28	110	7596	36.01	ppb	79
75) t-1,4-Dichloro-2-Butene	11.31	53	2077	26.97	ppb	98
76) Bromobenzene	11.23	158	22724	37.34	ppb	93
77) n-Propylbenzene	11.37	91	82280	40.83	ppb	94

(#) = qualifier out of range (m) = manual integration

Data File : M:\LOKI\DATA\211129\1129L13.D  
Acq On : 29 Nov 21 18:25  
Sample : 40ug/L VOC STD 11/29/21  
Misc : IS&S: 9/1/21

Vial: 11  
Operator:  
Inst : Loki  
Multiplr: 1.00

Quant Time: Nov 30 9:58 2021

Quant Results File: L1129W.RES

Quant Method : M:\LOKI\DATA\211129\L1129W.M (RTE Integrator)  
Title : METHOD 8260B  
Last Update : Tue Nov 30 09:57:34 2021  
Response via : Initial Calibration  
DataAcq Meth : L8260

Compound	R.T.	QIon	Response	Conc	Unit	Qvalue
78) 4-Ethyltoluene	11.50	105	74690	37.33	ppb	97
79) 2-Chlorotoluene	11.45	91	63936	43.74	ppb	95
80) 1,3,5-Trimethylbenzene	11.57	105	67984	41.72	ppb	94
81) 4-Chlorotoluene	11.57	91	66636	41.47	ppb	98
82) Tert-Butylbenzene	11.93	119	56811	41.85	ppb	95
83) 1,2,4-Trimethylbenzene	11.98	105	68561	36.84	ppb	95
84) Sec-Butylbenzene	12.18	105	80166	43.28	ppb	97
85) p-Isopropyltoluene	12.34	119	70368	35.26	ppb	96
86) Benzyl Chloride	12.54	91	7909	20.34	ppb	# 81
87) 1,3-DCB	12.28	146	48384	40.22	ppb	99
88) 1,4-DCB	12.38	146	48176	39.88	ppb	95
89) n-Butylbenzene	12.80	91	56612	34.62	ppb	98
90) 1,2-DCB	12.80	146	47387	38.58	ppb	95
91) Hexachloroethane	13.08	117	14324	46.63	ppb	98
92) 1,2-Dibromo-3-chloropropan	13.67	157	5092	37.58	ppb	# 84
93) 1,2,4-Trichlorobenzene	14.61	180	13317	34.54	ppb	100
94) Hexachlorobutadiene	14.81	225	7285	40.44	ppb	89
95) Naphthalene	14.88	128	21488	36.70	ppb	95
96) 1,2,3-Trichlorobenzene	15.16	182	12446	35.91	ppb	90

(#) = qualifier out of range (m) = manual integration



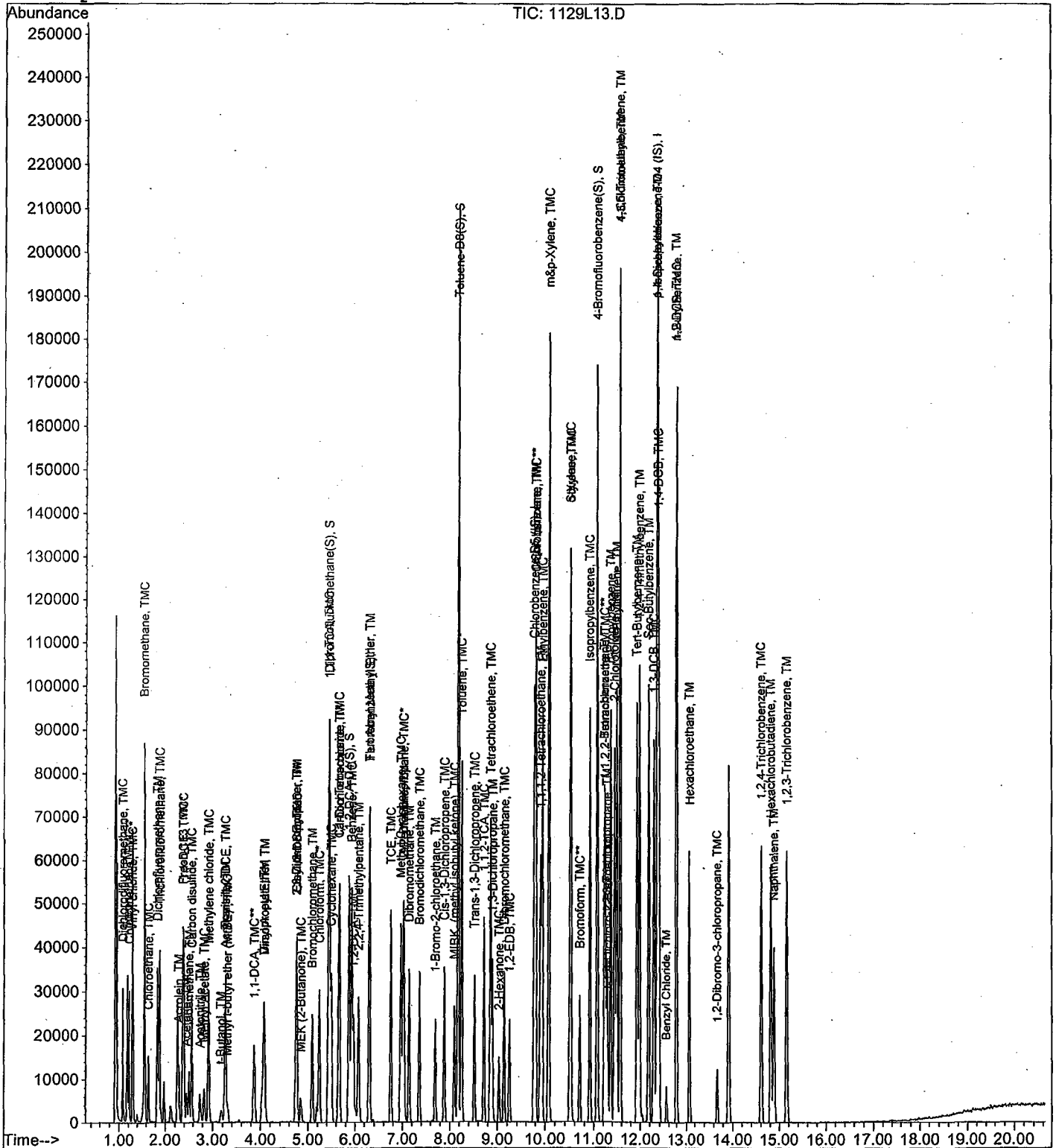
Data File : M:\LOKI\DATA\211129\1129L13.D  
Acq On : 29 Nov 21 18:25  
Sample : 40ug/L VOC STD 11/29/21  
Misc : IS&S: 9/1/21

Vial: 11  
Operator:  
Inst : Loki  
Multiplr: 1.00

Quant Time: Nov 30 9:58 2021

Quant Results File: L1129W.RES

Method : M:\LOKI\DATA\211129\L1129W.M (RTE Integrator)  
Title : METHOD 8260B  
Last Update : Tue Nov 30 10:12:54 2021  
Response via : Initial Calibration



Data File : M:\LOKI\DATA\211129\1129L14.D  
 Acq On : 29 Nov 21 18:53  
 Sample : 100ug/L VOC STD 11/29/21  
 Misc : IS&S: 9/1/21

Vial: 12  
 Operator:  
 Inst : Loki  
 Multiplr: 1.00

Quant Time: Nov 30 9:58 2021

Quant Results File: L1129W.RES

Quant Method : M:\LOKI\DATA\211129\L1129W.M (RTE Integrator)  
 Title : METHOD 8260B  
 Last Update : Tue Nov 30 09:57:34 2021  
 Response via : Initial Calibration  
 DataAcq Meth : L8260

Internal Standards	R.T.	QIon	Response	Conc	Units	Dev(Min)
1) Fluorobenzene (IS)	6.30	96	74637	25.00	ppb	0.00
56) Chlorobenzene-D5 (IS)	9.78	117	70009	25.00	ppb	0.00
71) 1,4-Dichlorobenzene-D4 (IS)	12.36	152	51004	25.00	ppb	0.00
<b>System Monitoring Compounds</b>						
32) Dibromofluoromethane(S)	5.45	113	80251	85.26	ppb	0.00
Spiked Amount	25.000		Recovery	=	341.040%	
37) 1,2-DCA-D4(S)	5.87	65	80562	79.65	ppb	0.00
Spiked Amount	25.000		Recovery	=	318.588%	
57) Toluene-D8(S)	8.17	98	296195	89.97	ppb	0.00
Spiked Amount	25.000		Recovery	=	359.872%	
65) 4-Bromofluorobenzene(S)	11.07	174	135366	109.64	ppb	0.00
Spiked Amount	25.000		Recovery	=	438.564%	
<b>Target Compounds</b>						<b>Qvalue</b>
2) Dichlorodifluoromethane	1.08	85	45306	107.11	ppb	97
3) Freon 114	1.18	85	31055	112.90	ppb	99
4) Chloromethane	1.22	50	41712	96.90	ppb	97
5) Vinyl chloride	1.31	62	35179	87.02	ppb	98
6) Bromomethane	1.56	96	68129	106.56	ppb	85
7) Chloroethane	1.64	64	25363	97.13	ppb	96
8) Dichlorofluoromethane	1.84	67	65227	90.08	ppb	99
9) Trichlorofluoromethane	1.88	101	43288	84.39	ppb	97
10) Acrolein	2.28	56	5773	156.94	ppb	89
11) Acetone	2.45	43	9741	84.77	ppb	93
12) Freon-113	2.39	101	34595	103.64	ppb	96
13) 1,1-DCE	2.37	61	48382	100.31	ppb	96
14) t-Butanol	3.20	59	11484	409.74	ppb	94
15) Acetonitrile	2.75	41	9382	195.93	ppb	95
16) Methyl Acetate	2.83	43	25795	101.13	ppb	100
17) Iodomethane	2.51	142	34177	101.12	ppb	99
18) Acrylonitrile	3.25	53	11663	89.15	ppb	92
19) Methylene chloride	2.92	84	39288	98.47	ppb	94
20) Carbon disulfide	2.57	76	56344	102.80	ppb	99
21) Methyl t-butyl ether (MtBE)	3.31	73	16017	21.84	ppb	# 100
22) Trans-1,2-DCE	3.26	61	42217	95.38	ppb	95
23) Diisopropyl Ether	4.07	45	82228	108.97	ppb	97
24) 1,1-DCA	3.87	63	54166	90.50	ppb	100
25) Vinyl Acetate	4.07	43	16424	85.64	ppb	# 100
26) Ethyl tert Butyl Ether	4.63	59	1336	2.44	ppb	97
27) MEK (2-Butanone)	4.85	43	11452	92.88	ppb	90
28) Cis-1,2-DCE	4.76	61	47013	99.22	ppb	97

(#) = qualifier out of range (m) = manual integration

Data File : M:\LOKI\DATA\211129\1129L14.D  
 Acq On : 29 Nov 21 18:53  
 Sample : 100ug/L VOC STD 11/29/21  
 Misc : IS&S: 9/1/21

Vial: 12  
 Operator:  
 Inst : Loki  
 Multiplr: 1.00

Quant Time: Nov 30 9:58 2021

Quant Results File: L1129W.RES

Quant Method : M:\LOKI\DATA\211129\L1129W.M (RTE Integrator)  
 Title : METHOD 8260B  
 Last Update : Tue Nov 30 09:57:34 2021  
 Response via : Initial Calibration  
 DataAcq Meth : L8260

Compound	R.T.	QIon	Response	Conc	Unit	Qvalue
29) 2,2-Dichloropropane	4.75	77	43979	89.55	ppb	97
30) Chloroform	5.24	83	68711	97.97	ppb	98
31) Bromochloromethane	5.09	130	28695	95.87	ppb	91
33) 1,1,1-TCA	5.44	97	63466	95.76	ppb	98
34) Cyclohexane	5.50	56	44408	104.38	ppb	91
35) 1,1-Dichloropropene	5.67	75	43711	96.14	ppb	93
36) 2,2,4-Trimethylpentane	6.07	57	35176	116.15	ppb	96
38) Carbon Tetrachloride	5.65	119	59082	100.35	ppb	96
39) Tert Amyl Methyl Ether	6.31	73	1048	12.95	ppb	100
40) 1,2-DCA	5.97	62	52189	92.14	ppb	95
41) Benzene	5.93	78	136261	95.29	ppb	100
42) TCE	6.75	130	48212	104.30	ppb	92
43) 2-Pentanone	7.03	43	39415	194.99	ppb	99
44) 1,2-Dichloropropane	7.01	63	35628	91.97	ppb	92
45) Bromodichloromethane	7.36	83	57093	97.93	ppb	97
46) Methyl Cyclohexane	6.96	98	28803	103.03	ppb	85
47) Dibromomethane	7.15	174	39522	109.97	ppb	92
49) MIBK (methyl isobutyl ket	8.10	43	25433	104.31	ppb	# 96
50) 1-Bromo-2-chloroethane	7.69	63	25744	89.81	ppb	99
51) Cis-1,3-Dichloropropene	7.88	75	56653	106.12	ppb	95
52) Toluene	8.25	91	173389	102.75	ppb	98
53) Trans-1,3-Dichloropropene	8.52	75	30640	95.94	ppb	96
54) 1,1,2-TCA	8.72	97	42205	94.61	ppb	96
55) 2-Hexanone	9.03	43	15550	105.56	ppb	97
58) 1,2-EDB	9.25	107	46370	93.05	ppb	99
59) Tetrachloroethene	8.86	166	37280	97.22	ppb	91
60) 1-Chlorohexane	9.81	91	47981	105.65	ppb	86
61) 1,1,1,2-Tetrachloroethane	9.90	131	55036	107.91	ppb	90
62) m&p-Xylene	10.07	91	337826	190.67	ppb	98
63) o-Xylene	10.51	91	173342	95.21	ppb	95
64) Styrene	10.52	104	142264	93.43	ppb	97
66) 1,3-Dichloropropane	8.90	76	65219	101.56	ppb	96
67) Dibromochloromethane	9.14	129	56769	110.11	ppb	96
68) Chlorobenzene	9.80	112	137164	104.29	ppb	98
69) Ethylbenzene	9.94	91	123408	118.48	ppb	98
70) Bromoform	10.70	173	45236	101.72	ppb	99
72) Isopropylbenzene	10.92	105	214594	106.73	ppb	96
73) 1,1,2,2-Tetrachloroethane	11.25	83	59881	87.83	ppb	99
74) 1,2,3-Trichloropropane	11.28	110	22038	90.23	ppb	# 78
75) t-1,4-Dichloro-2-Butene	11.31	53	7075	71.44	ppb	96
76) Bromobenzene	11.23	158	68463	98.04	ppb	97
77) n-Propylbenzene	11.37	91	247317	106.95	ppb	98

(#) = qualifier out of range (m) = manual integration

Data File : M:\LOKI\DATA\211129\1129L14.D  
 Acq On : 29 Nov 21 18:53  
 Sample : 100ug/L VOC STD 11/29/21  
 Misc : IS&S: 9/1/21

Vial: 12  
 Operator:  
 Inst : Loki  
 Multiplr: 1.00

Quant Time: Nov 30 9:58 2021

Quant Results File: L1129W.RES

Quant Method : M:\LOKI\DATA\211129\L1129W.M (RTE Integrator)  
 Title : METHOD 8260B  
 Last Update : Tue Nov 30 09:57:34 2021  
 Response via : Initial Calibration  
 DataAcq Meth : L8260

Compound	R.T.	QIon	Response	Conc	Unit	Qvalue
78) 4-Ethyltoluene	11.50	105	221176	94.56	ppb	95
79) 2-Chlorotoluene	11.45	91	153277	91.39	ppb	97
80) 1,3,5-Trimethylbenzene	11.57	105	196153	104.90	ppb	94
81) 4-Chlorotoluene	11.57	91	185312	100.50	ppb	97
82) Tert-Butylbenzene	11.93	119	174269	111.88	ppb	94
83) 1,2,4-Trimethylbenzene	11.98	105	201365	92.30	ppb	97
84) Sec-Butylbenzene	12.18	105	238502	112.22	ppb	99
85) p-Isopropyltoluene	12.35	119	215132	91.98	ppb	94
86) Benzyl Chloride	12.54	91	27201	60.98	ppb	87
87) 1,3-DCB	12.28	146	139174	100.82	ppb	96
88) 1,4-DCB	12.38	146	142663	102.92	ppb	96
89) n-Butylbenzene	12.80	91	171161	88.63	ppb	95
90) 1,2-DCB	12.80	146	142897	100.75	ppb	96
91) Hexachloroethane	13.09	117	40734	116.06	ppb	88
92) 1,2-Dibromo-3-chloropropan	13.68	157	13773	83.76	ppb #	89
93) 1,2,4-Trichlorobenzene	14.61	180	39864	86.16	ppb	99
94) Hexachlorobutadiene	14.81	225	20592	99.62	ppb	94
95) Naphthalene	14.88	128	73360	82.14	ppb	95
96) 1,2,3-Trichlorobenzene	15.16	182	34616	84.09	ppb	93

(#) = qualifier out of range (m) = manual integration

Quantitation Report

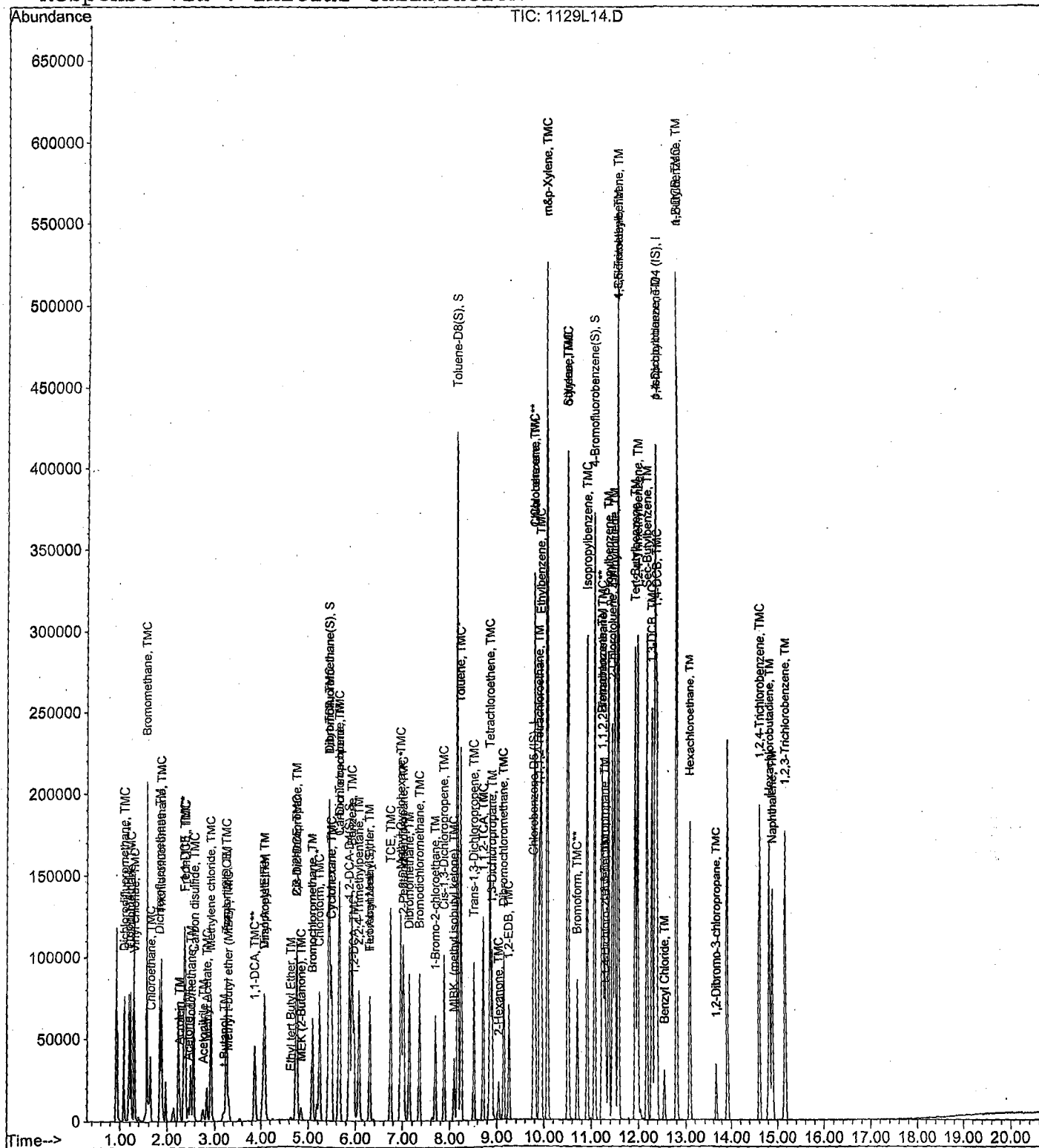
Data File : M:\LOKI\DATA\211129\1129L14.D  
Acq On : 29 Nov 21 18:53  
Sample : 100ug/L VOC STD 11/29/21  
Misc : IS&S: 9/1/21

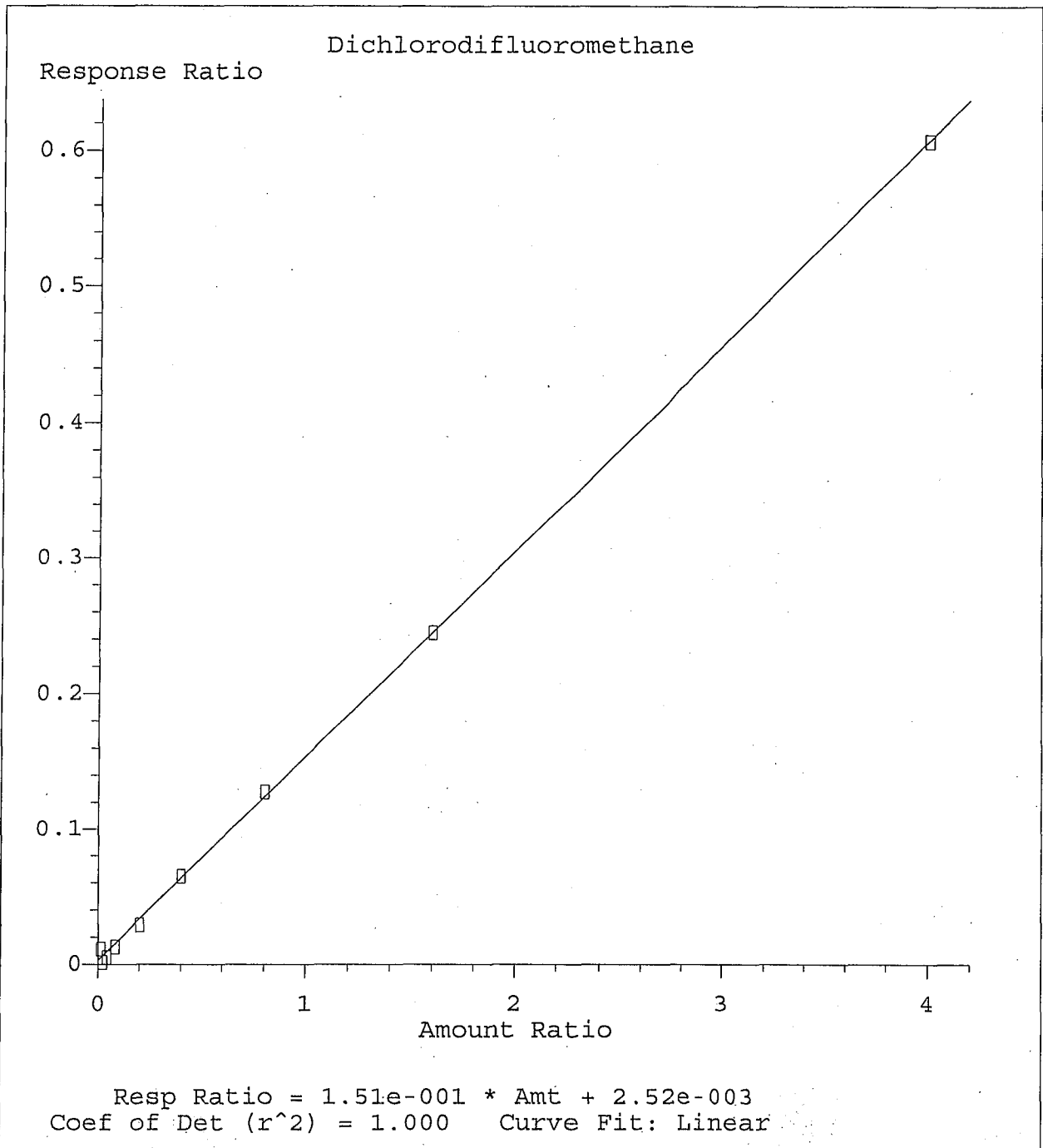
Vial: 12  
Operator:  
Inst : Loki  
Multiplr: 1.00

Quant Time: Nov 30 9:58 2021

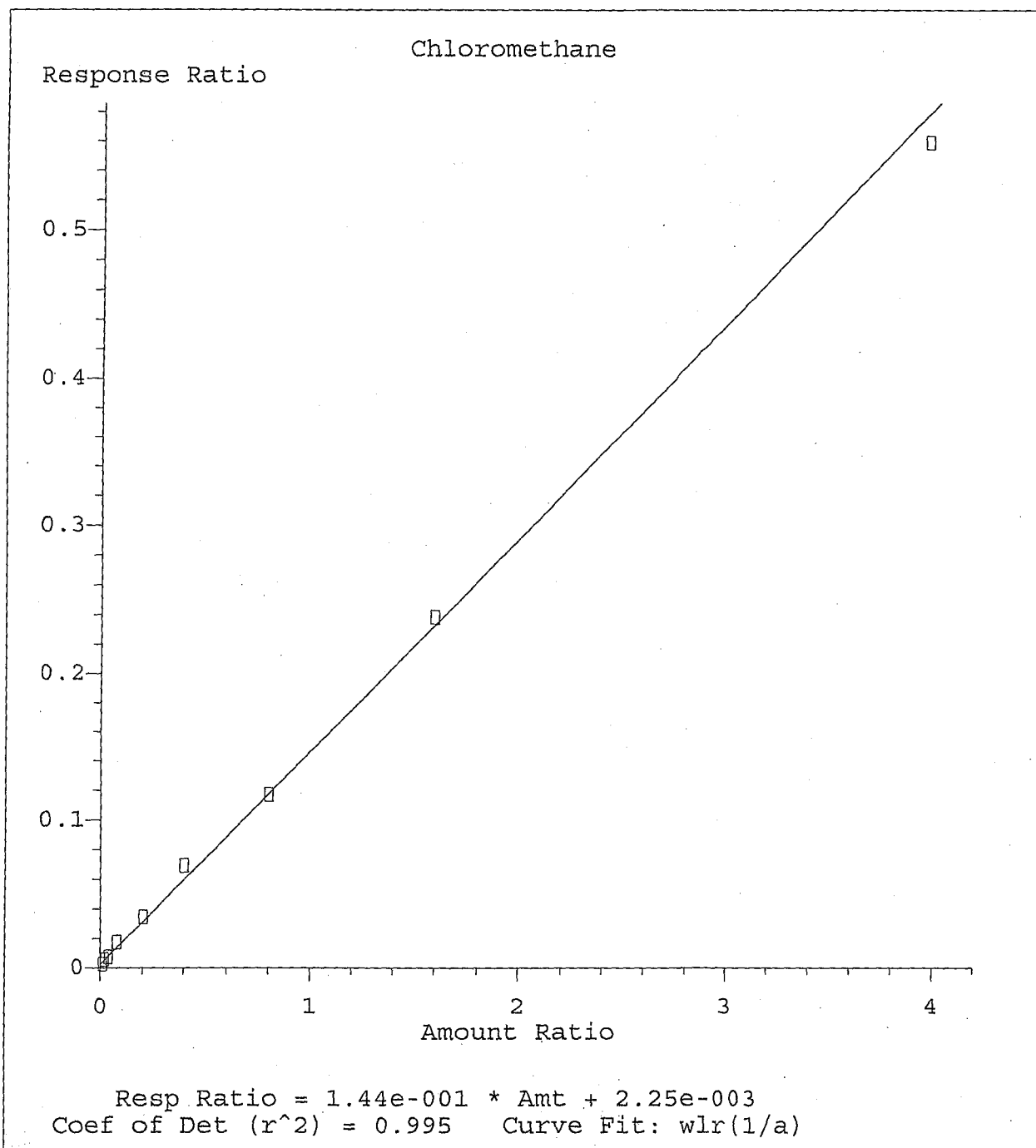
Quant Results File: L1129W.RES

Method : M:\LOKI\DATA\211129\L1129W.M (RTE Integrator)  
Title : METHOD 8260B  
Last Update : Tue Nov 30 10:12:54 2021  
Response via : Initial Calibration

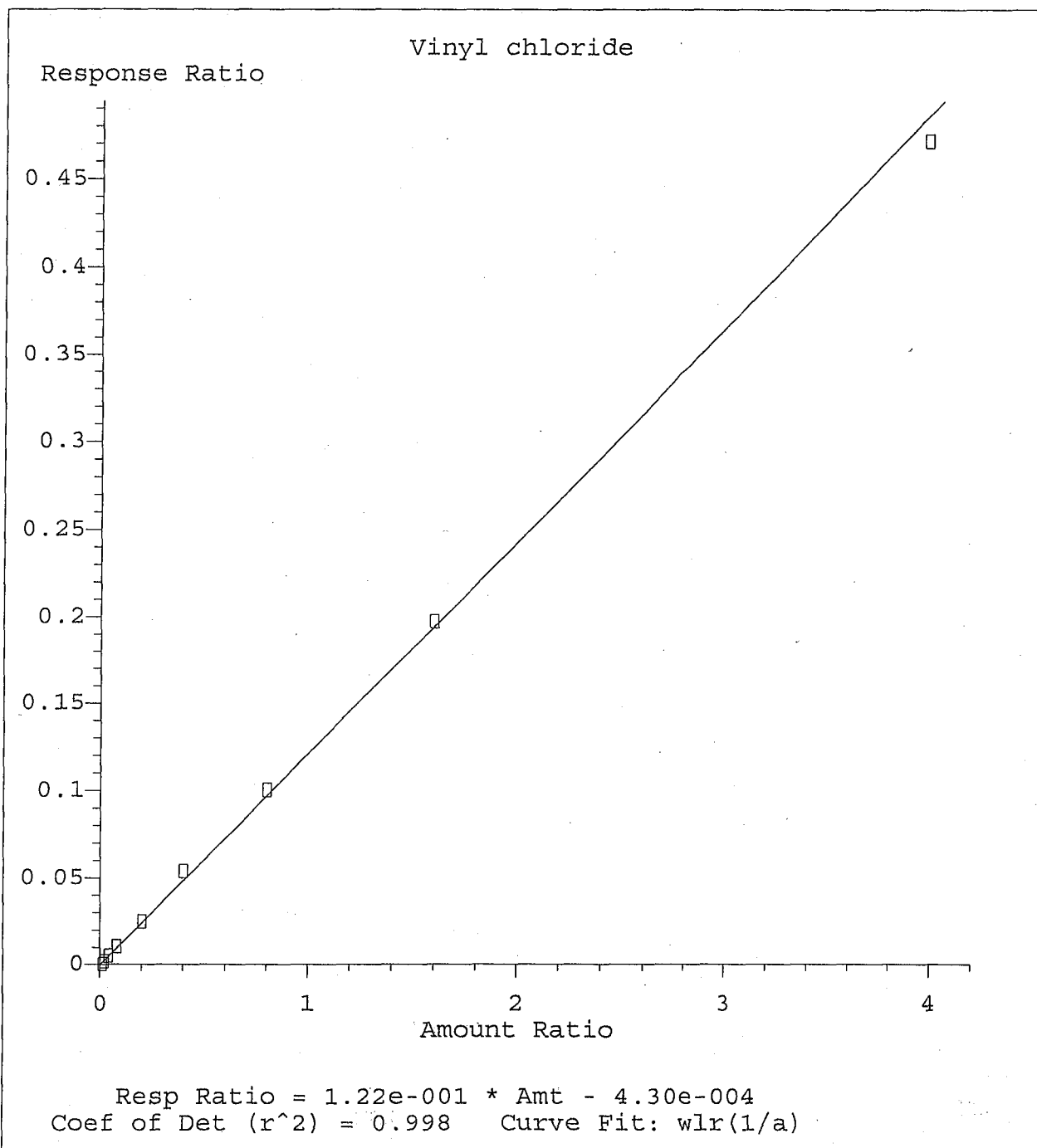




Method Name: M:\LOKI\DATA\211129\L1129W.M  
Calibration Table Last Updated: Tue Nov 30 10:12:54 2021

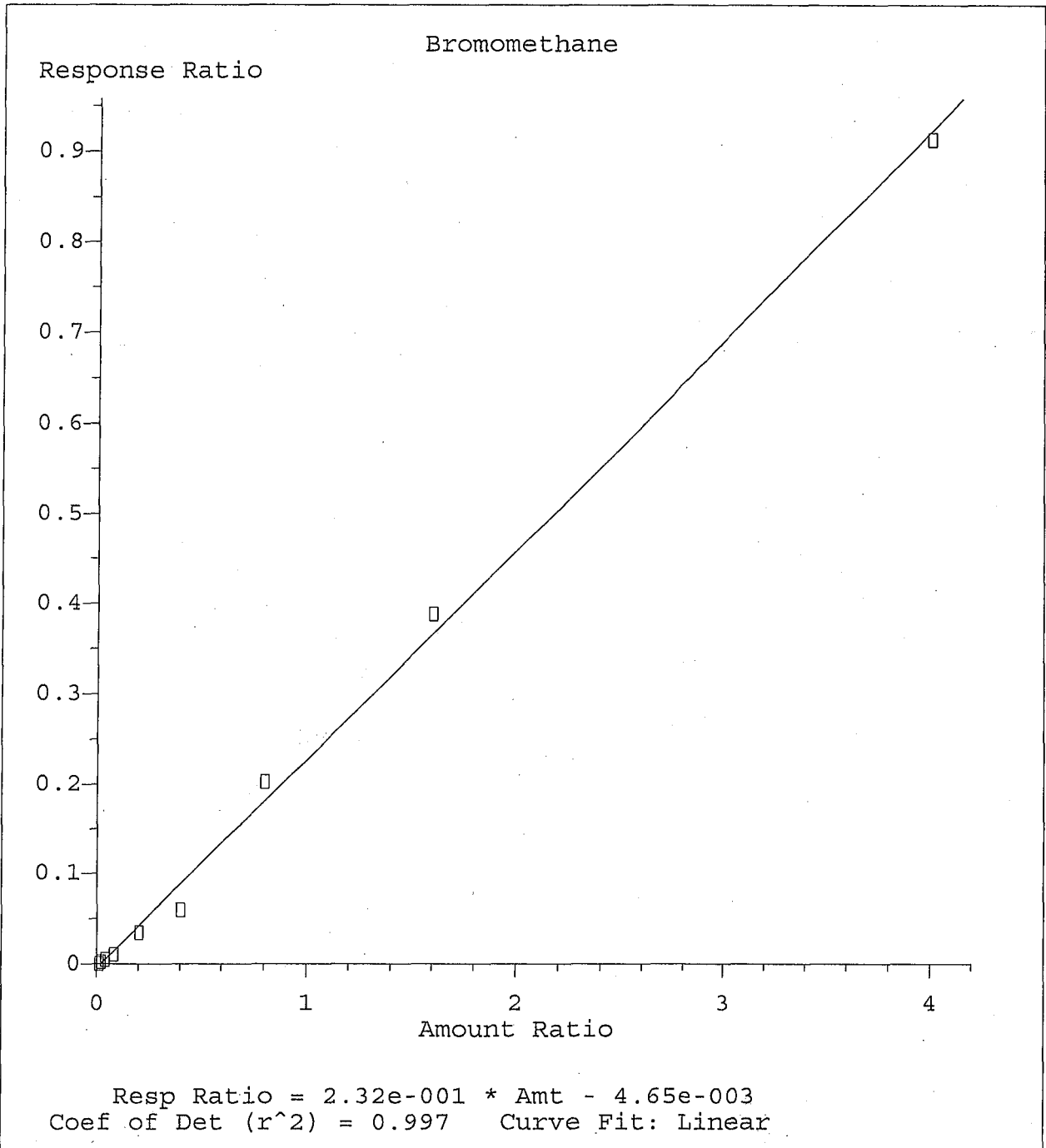


Method Name: M:\LOKI\DATA\211129\L1129W.M  
Calibration Table Last Updated: Tue Nov 30 10:12:54 2021

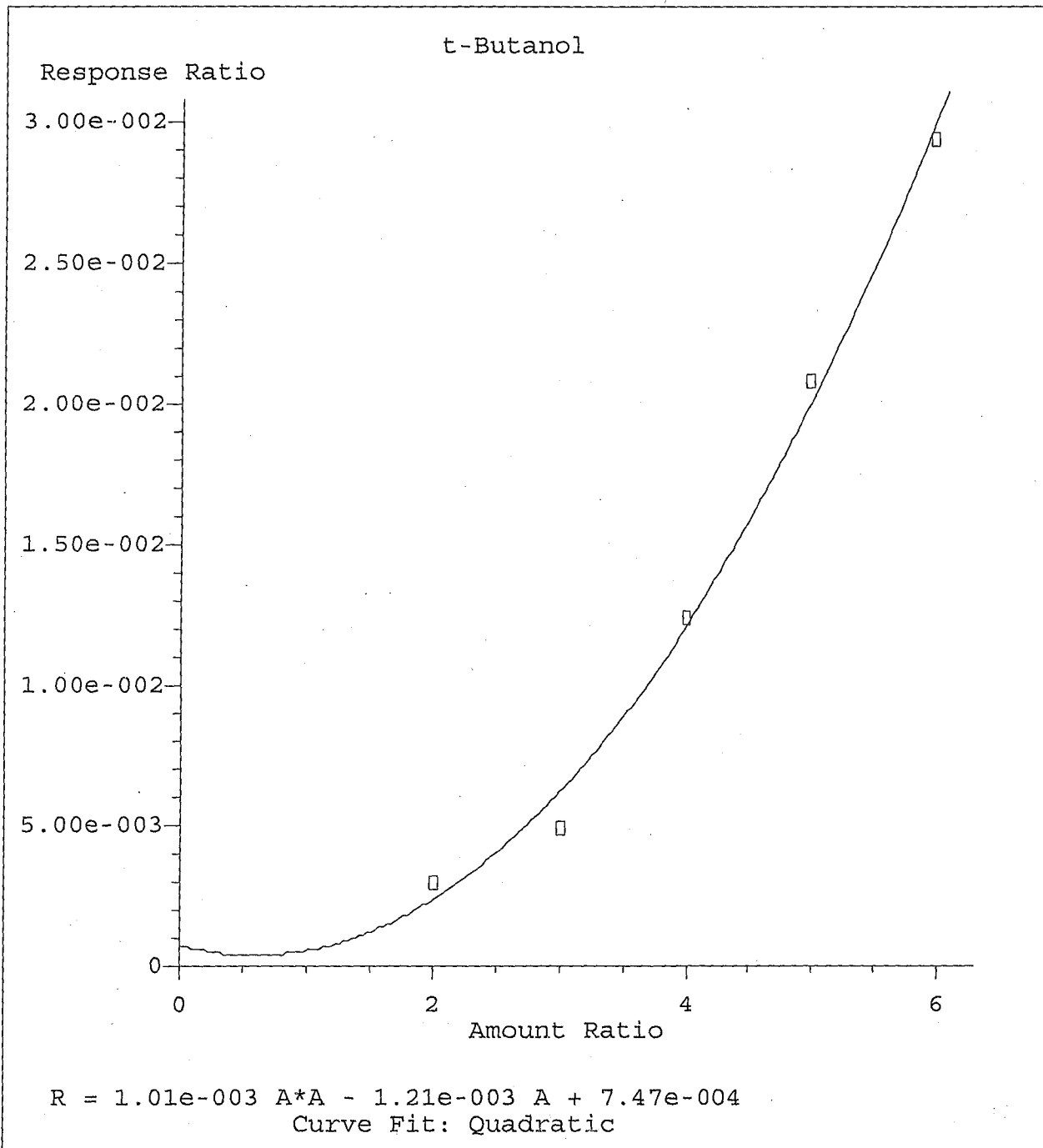


Method Name: M:\LOKI\DATA\211129\L1129W.M  
Calibration Table Last Updated: Tue Nov 30 10:12:54 2021

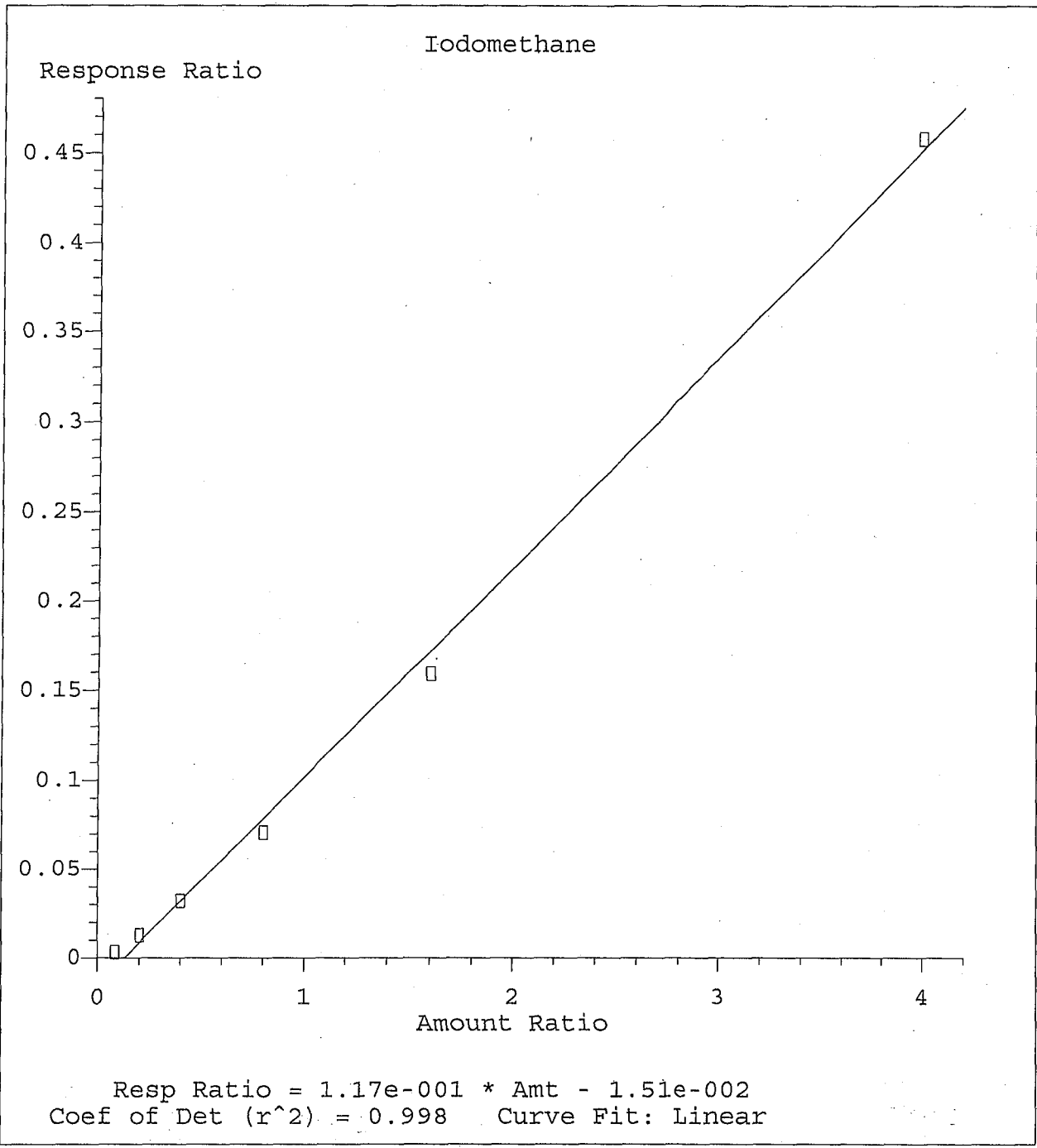




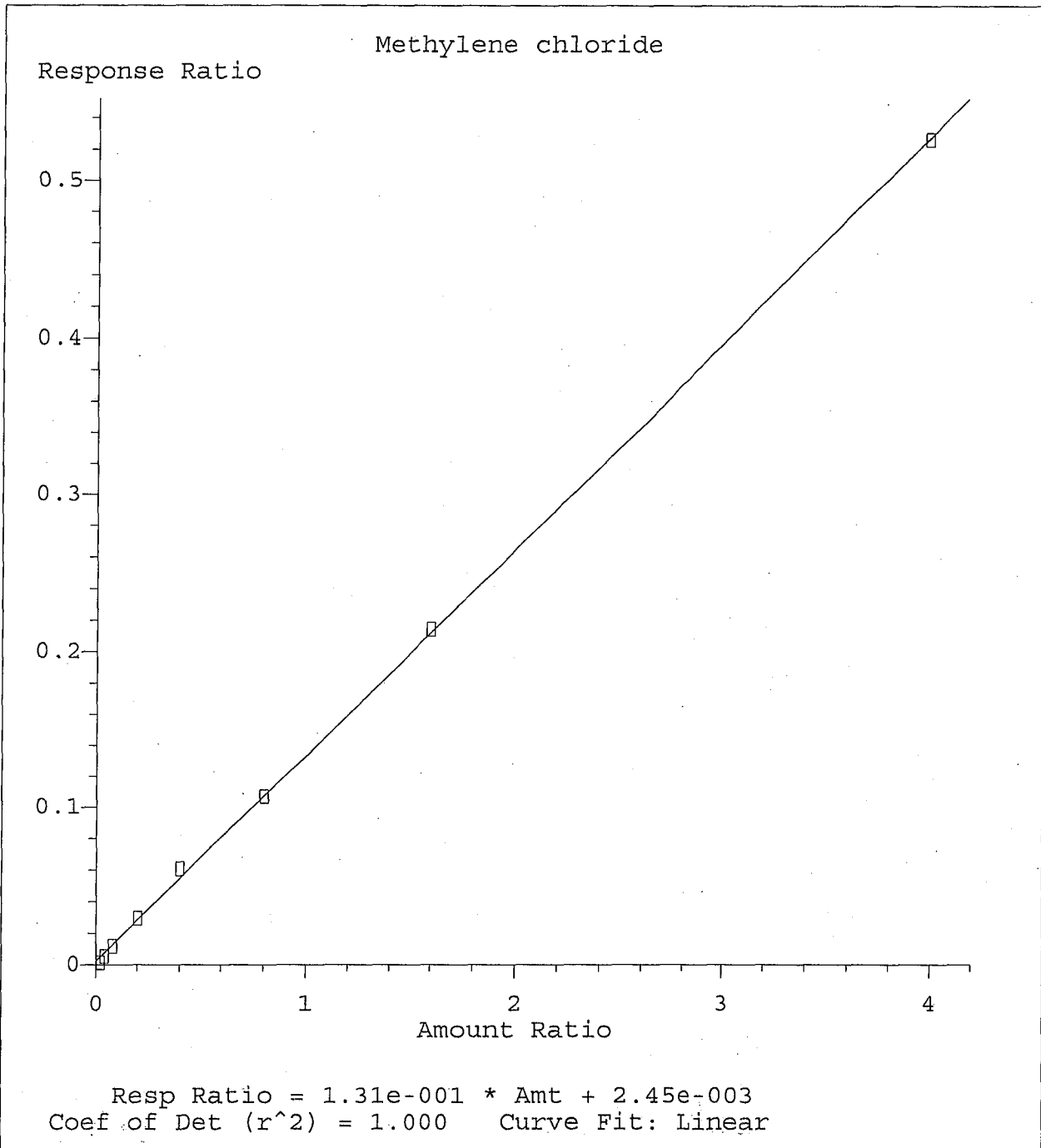
Method Name: M:\LOKI\DATA\211129\L1129W.M  
Calibration Table Last Updated: Tue Nov 30 10:12:54 2021



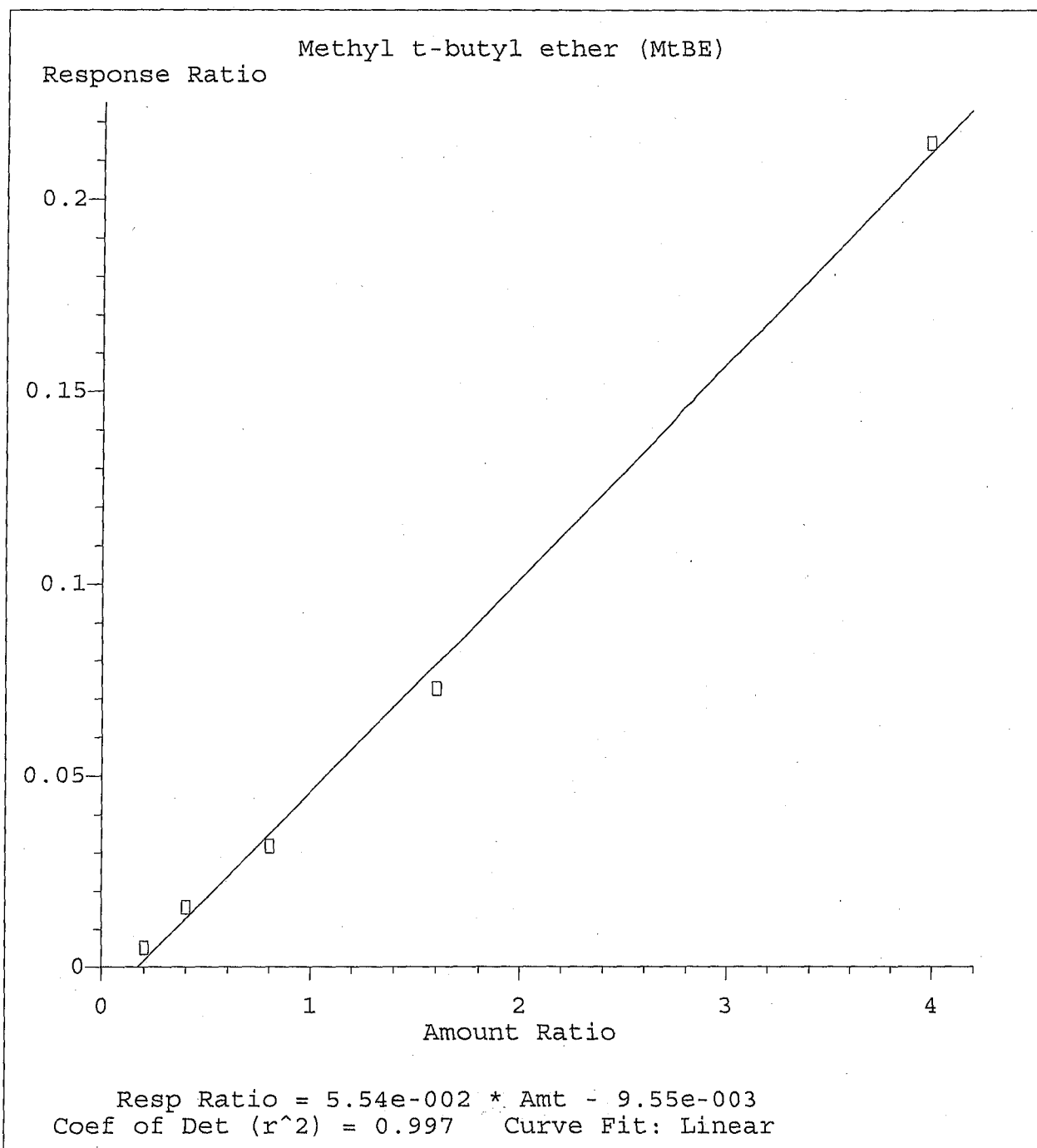
Method Name: M:\LOKI\DATA\211129\L1129W.M  
Calibration Table Last Updated: Tue Nov 30 10:12:54 2021



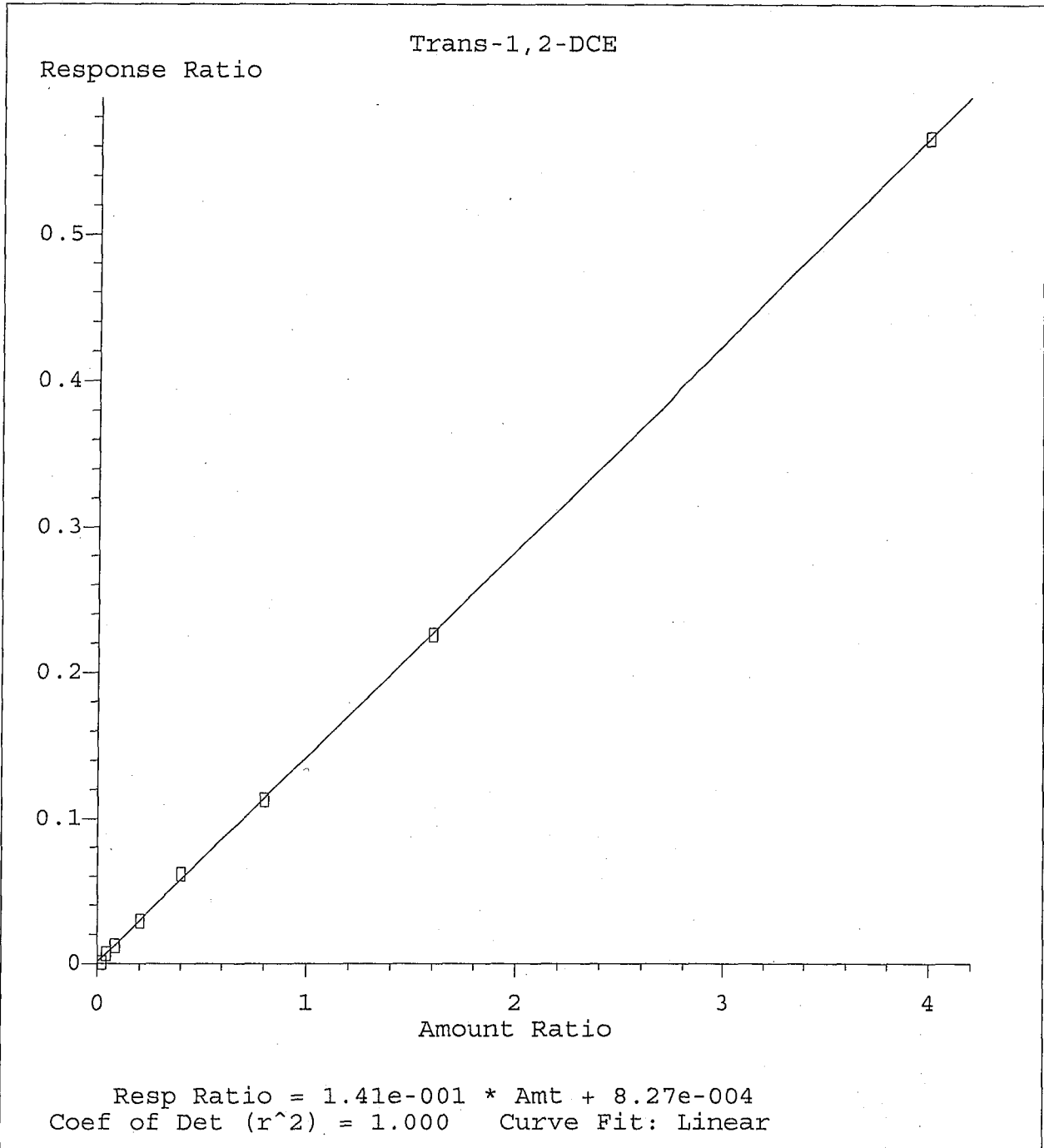
Method Name: M:\LOKI\DATA\211129\L1129W.M  
Calibration Table Last Updated: Tue Nov 30 10:12:54 2021



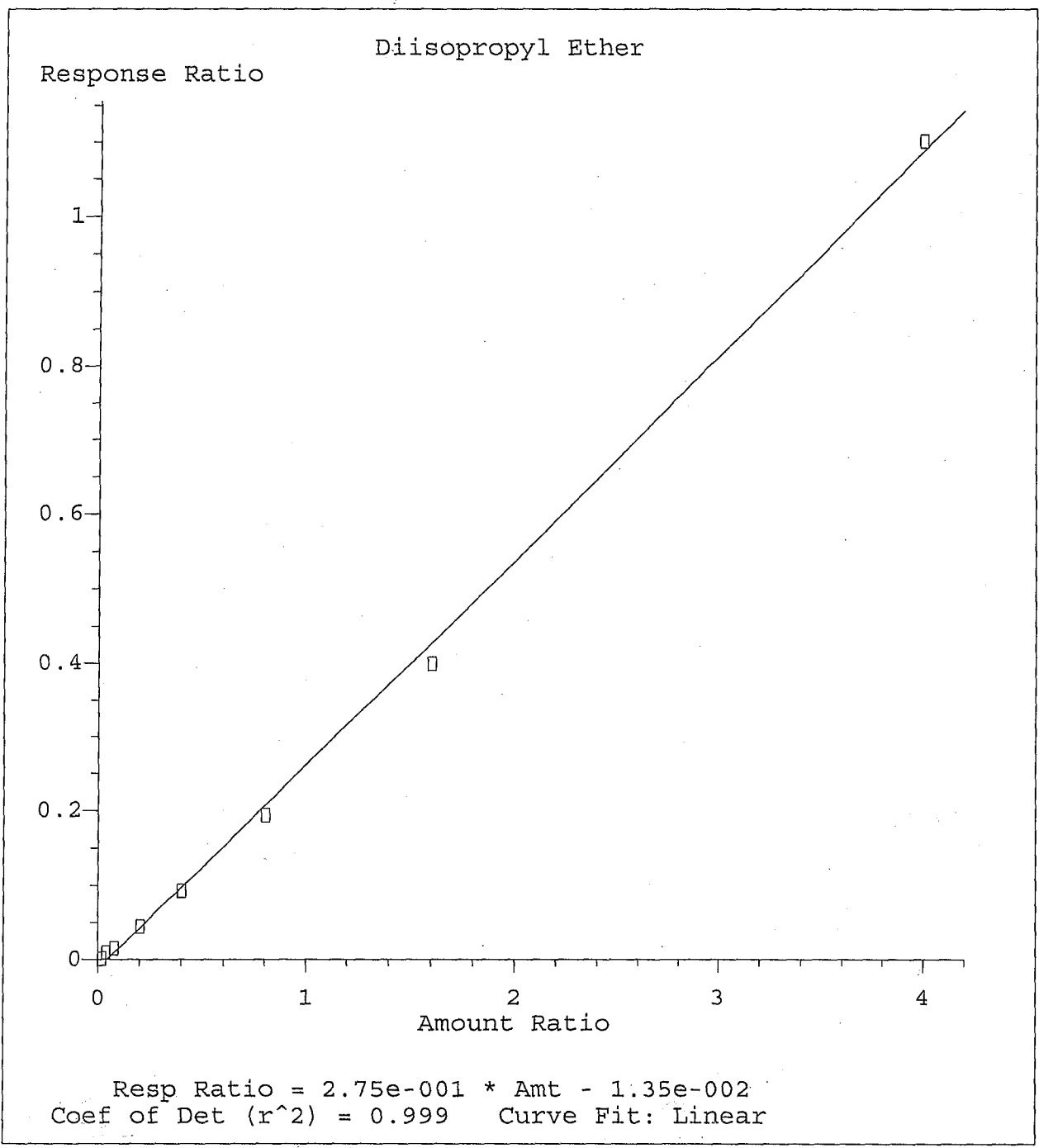
Method Name: M:\LOKI\DATA\211129\L1129W.M  
Calibration Table Last Updated: Tue Nov 30 10:12:54 2021



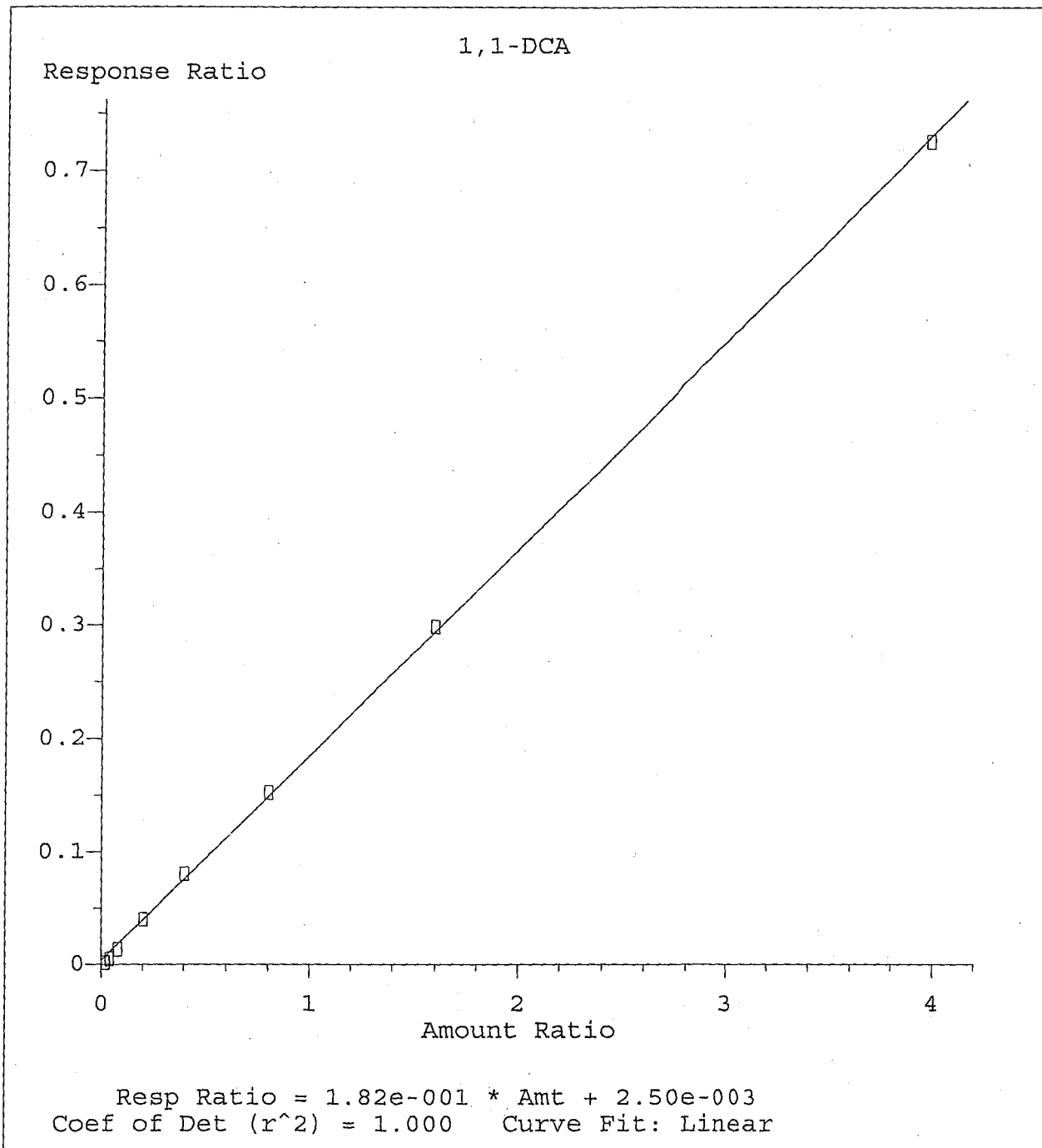
Method Name: M:\LOKI\DATA\211129\L1129W.M  
Calibration Table Last Updated: Tue Nov 30 10:12:54 2021



Method Name: M:\LOKI\DATA\211129\L1129W.M  
Calibration Table Last Updated: Tue Nov 30 10:12:54 2021

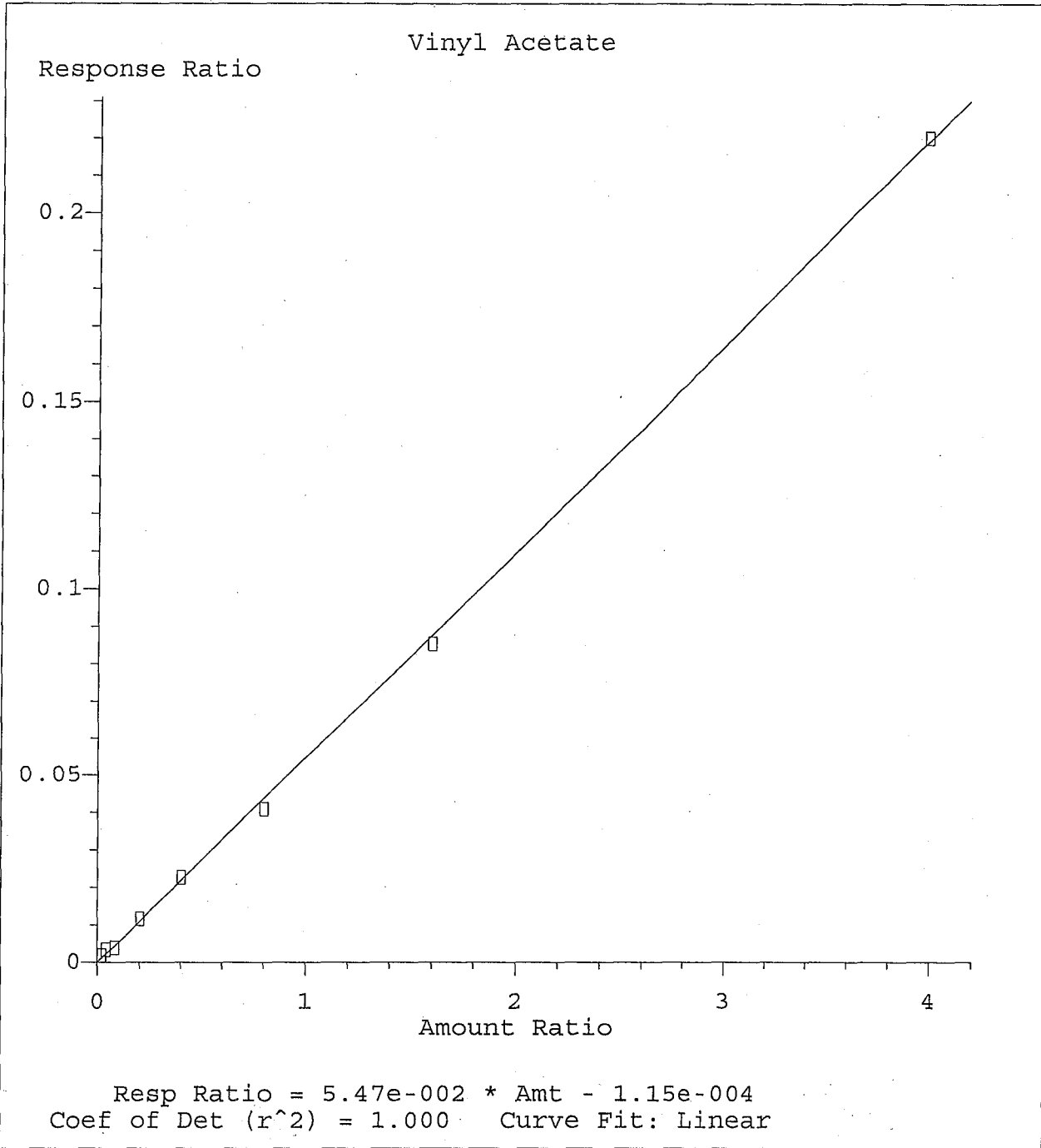


Method Name: M:\LOKI\DATA\211129\L1129W.M  
Calibration Table Last Updated: Tue Nov 30 10:12:54 2021

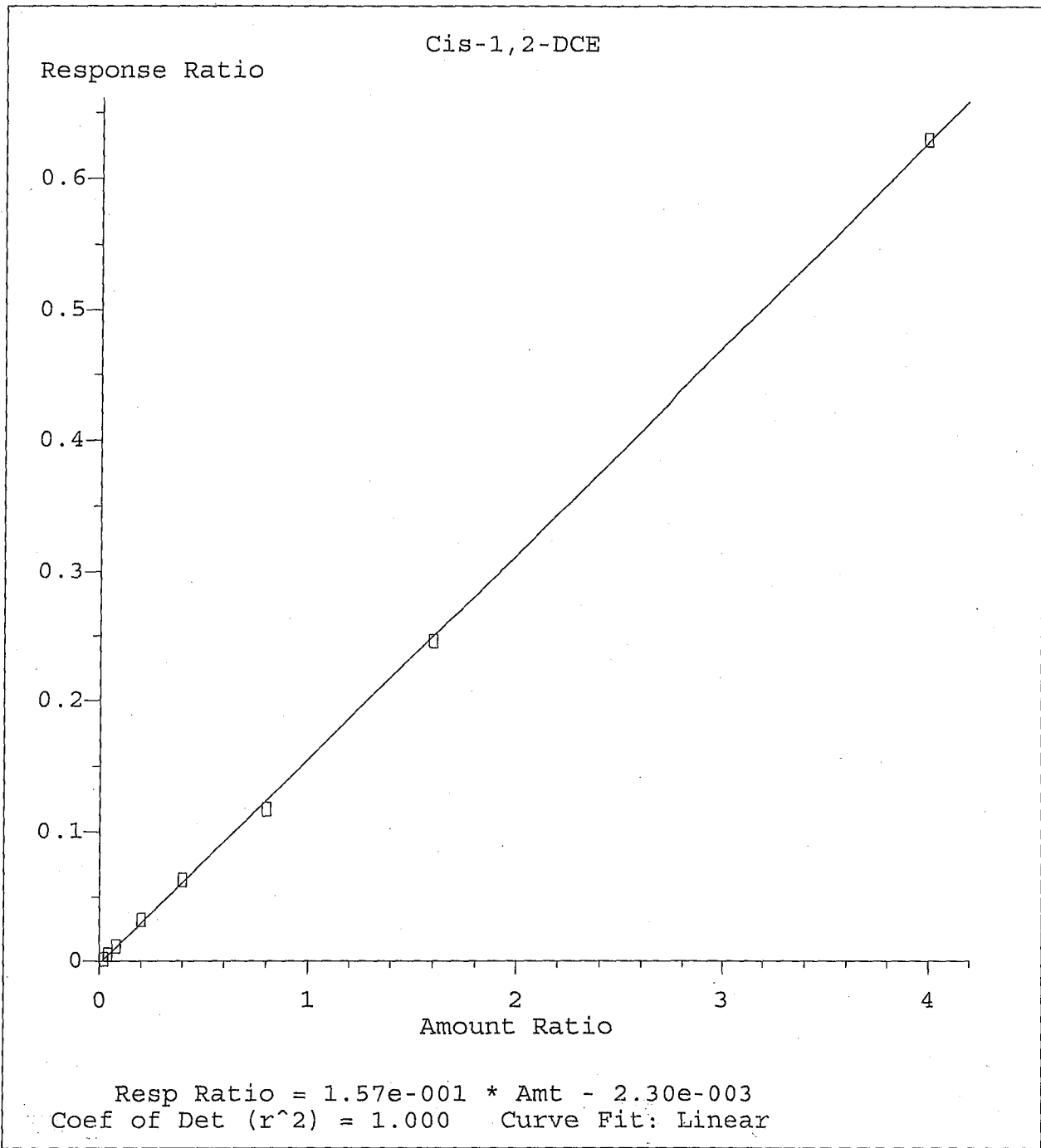


Method Name: M:\LOKI\DATA\211129\L1129W.M  
Calibration Table Last Updated: Tue Nov 30 10:12:54 2021

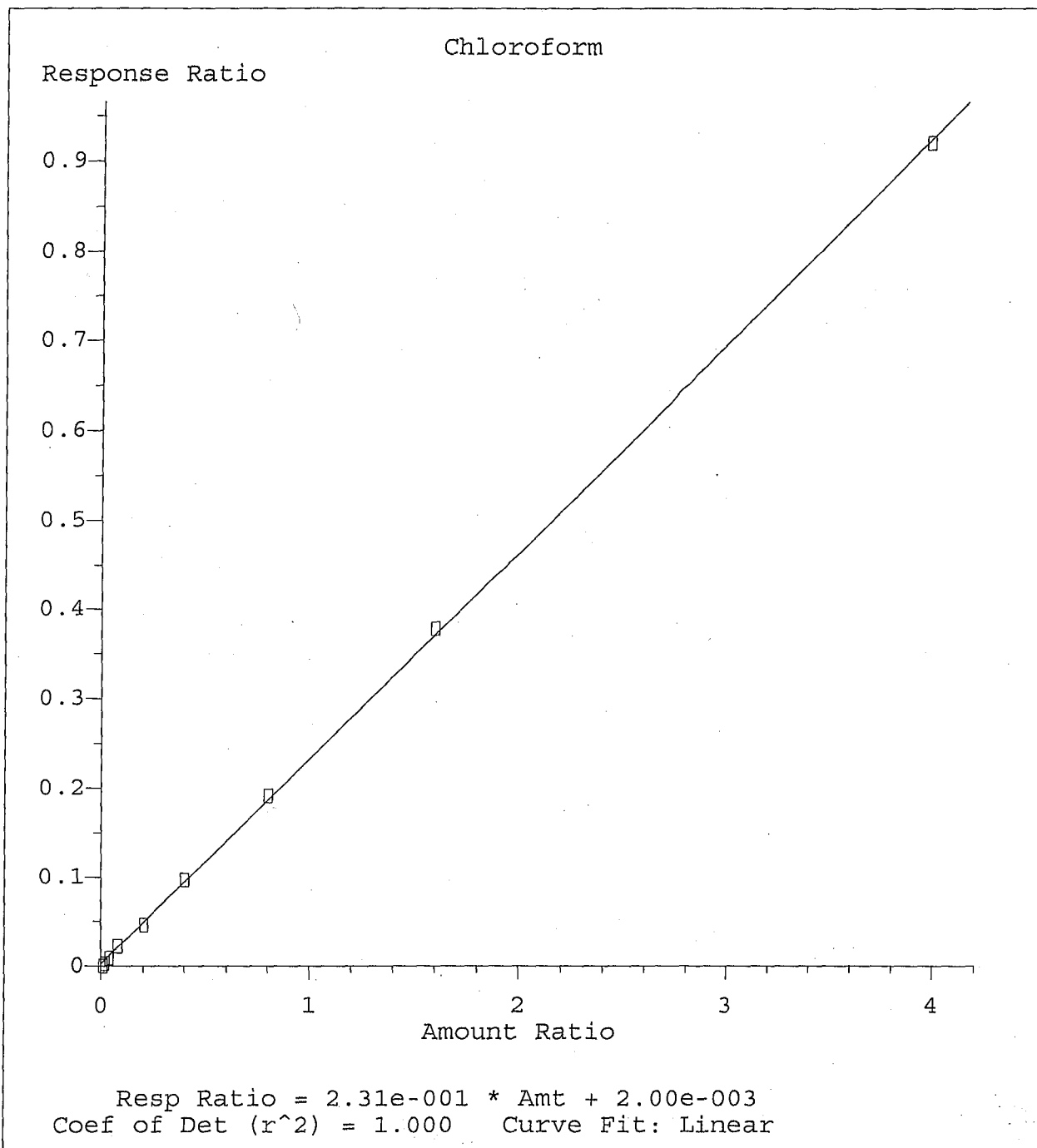




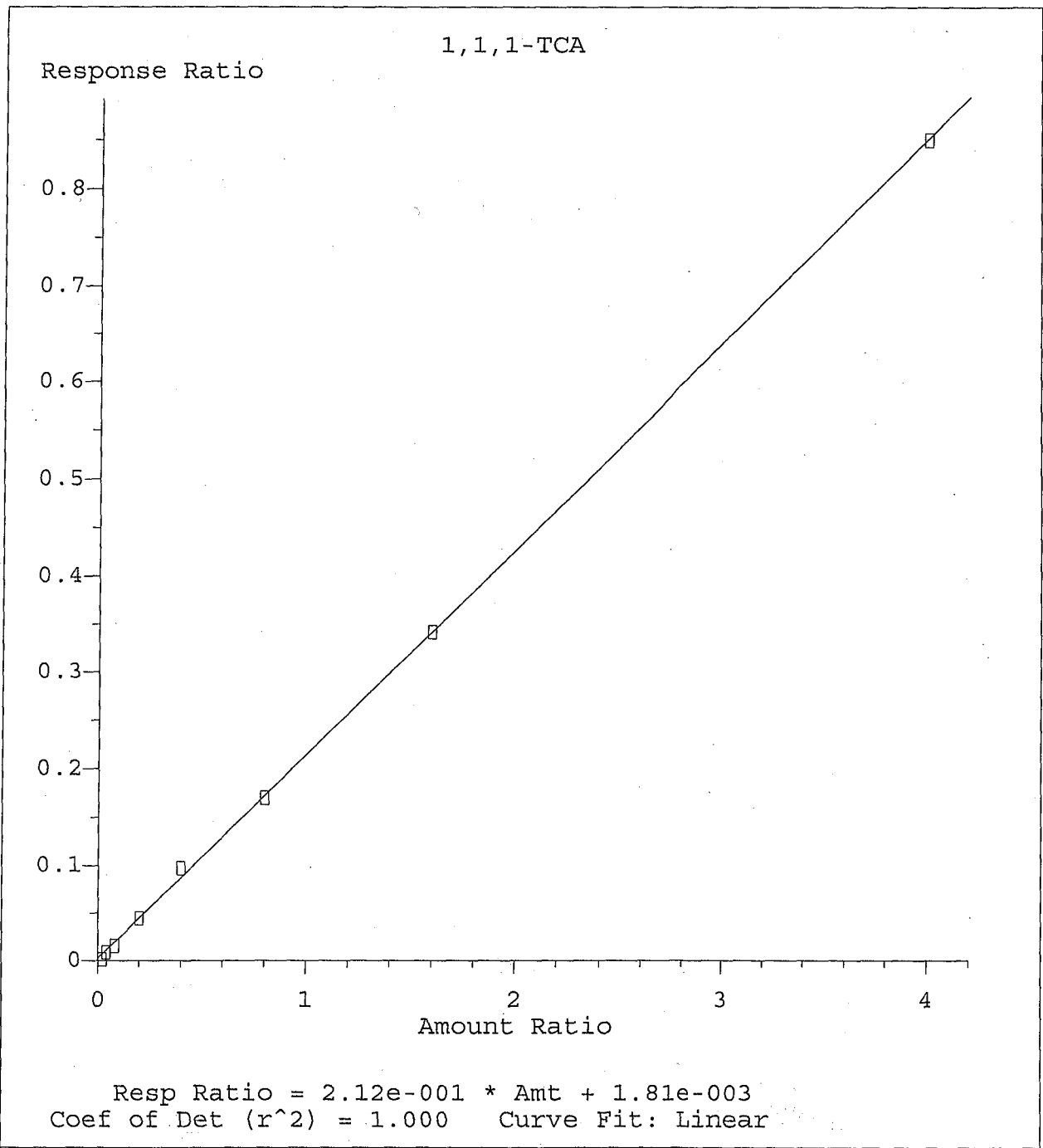
Method Name: M:\LOKI\DATA\211129\L1129W.M  
Calibration Table Last Updated: Tue Nov 30 10:12:54 2021



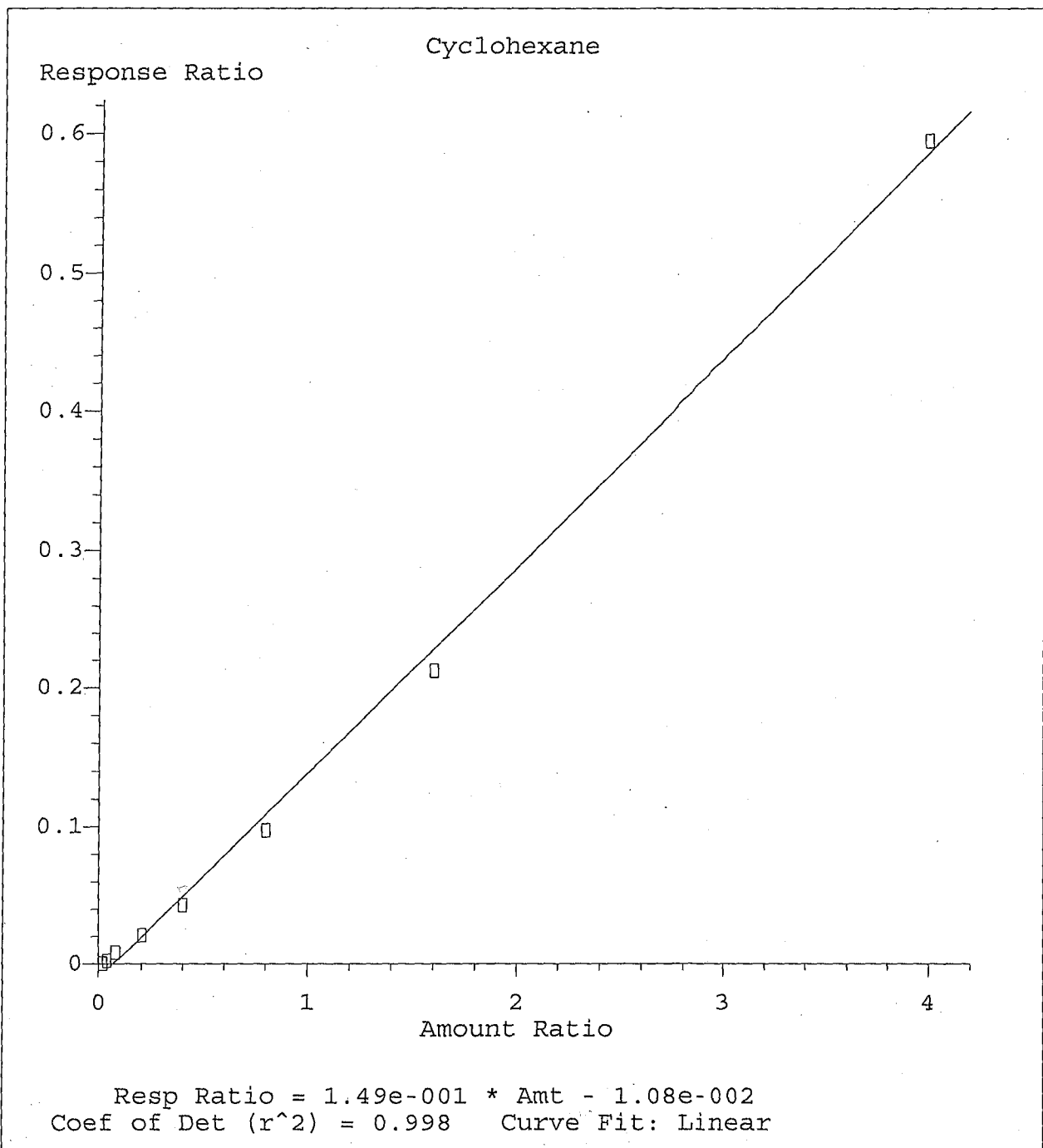
Method Name: M:\LOKI\DATA\211129\L1129W.M  
Calibration Table Last Updated: Tue Nov 30 10:12:54 2021



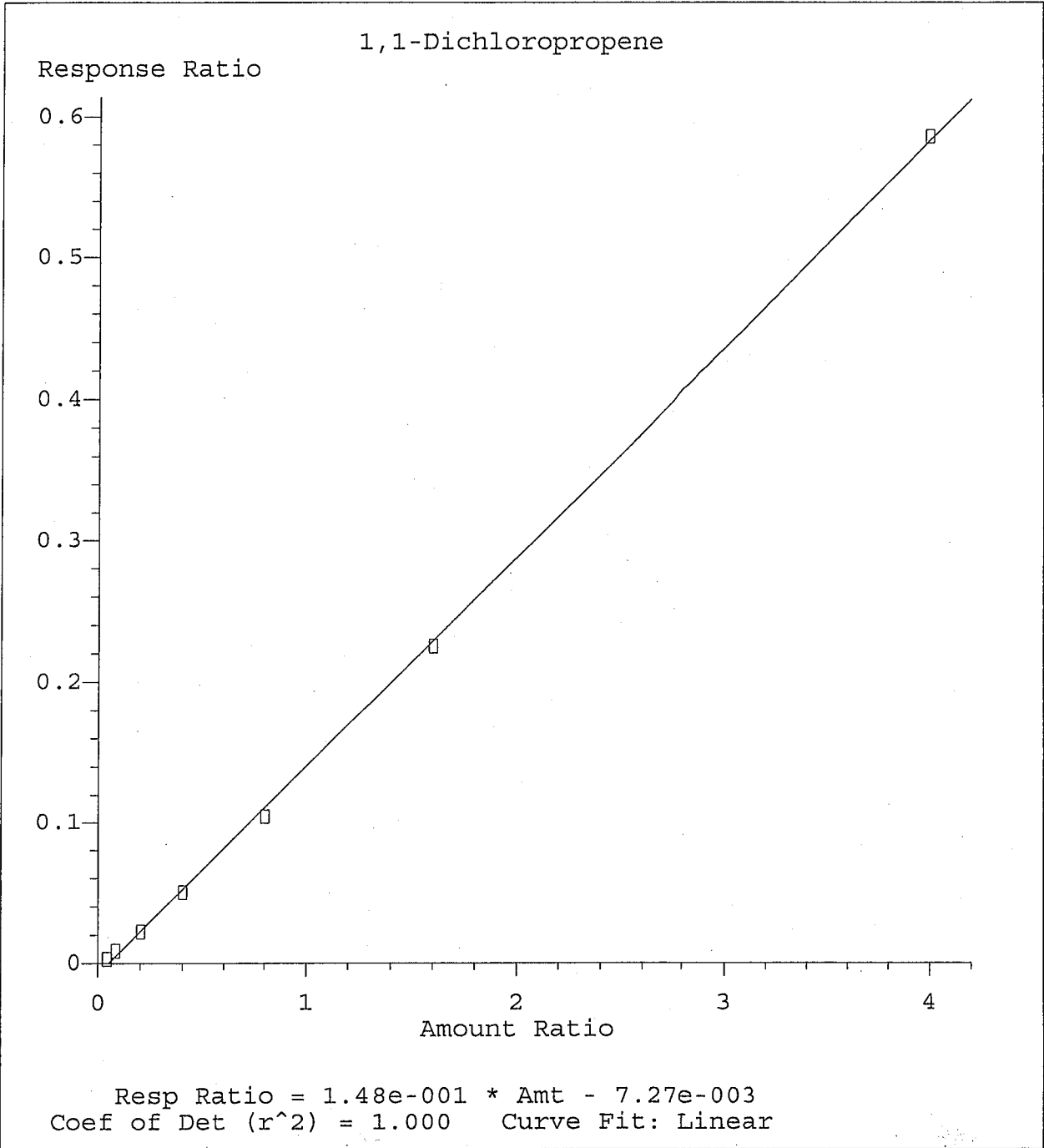
Method Name: M:\LOKI\DATA\211129\L1129W.M  
Calibration Table Last Updated: Tue Nov 30 10:12:54 2021



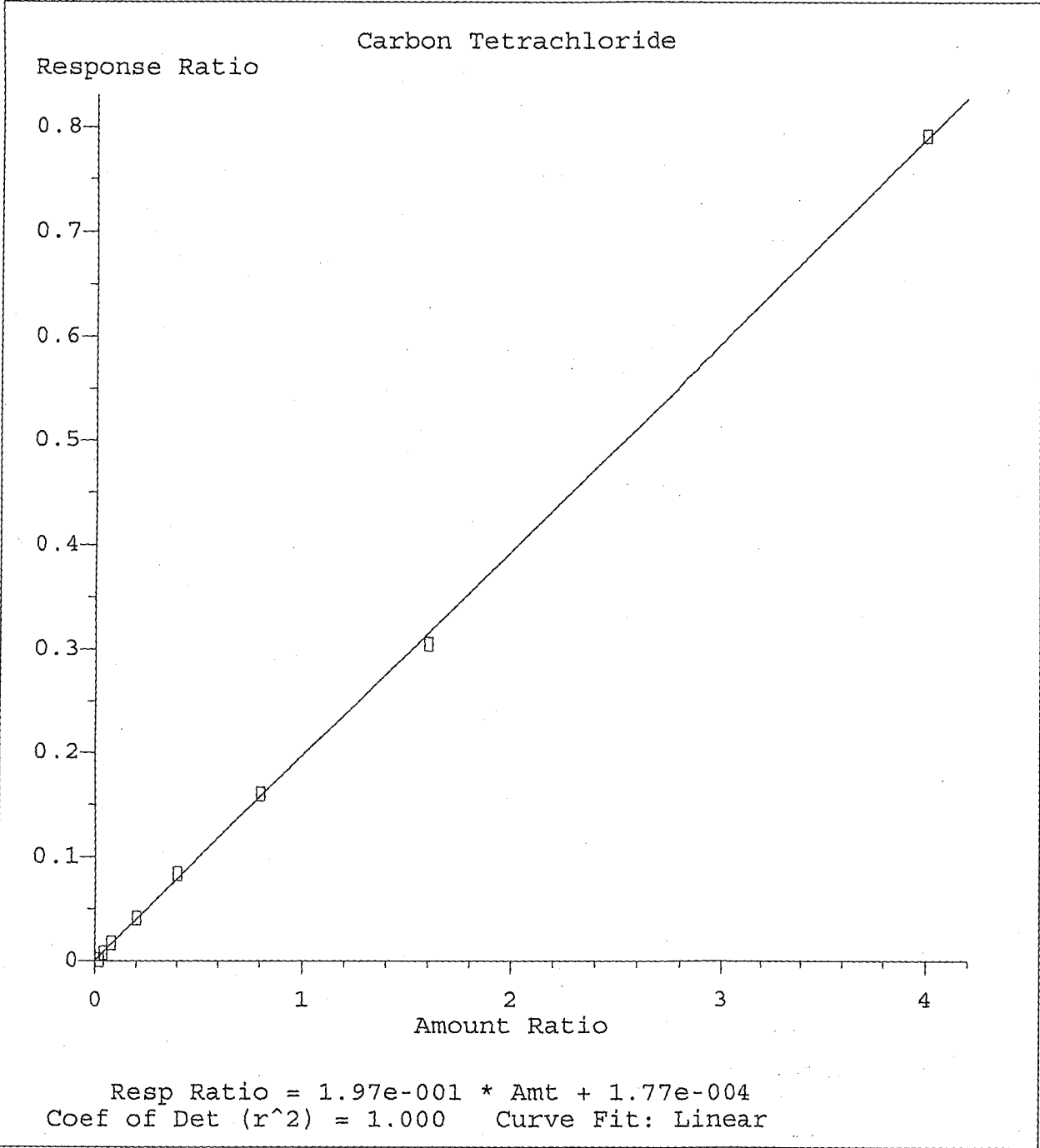
Method Name: M:\LOKI\DATA\211129\L1129W.M  
Calibration Table Last Updated: Tue Nov 30 10:12:54 2021



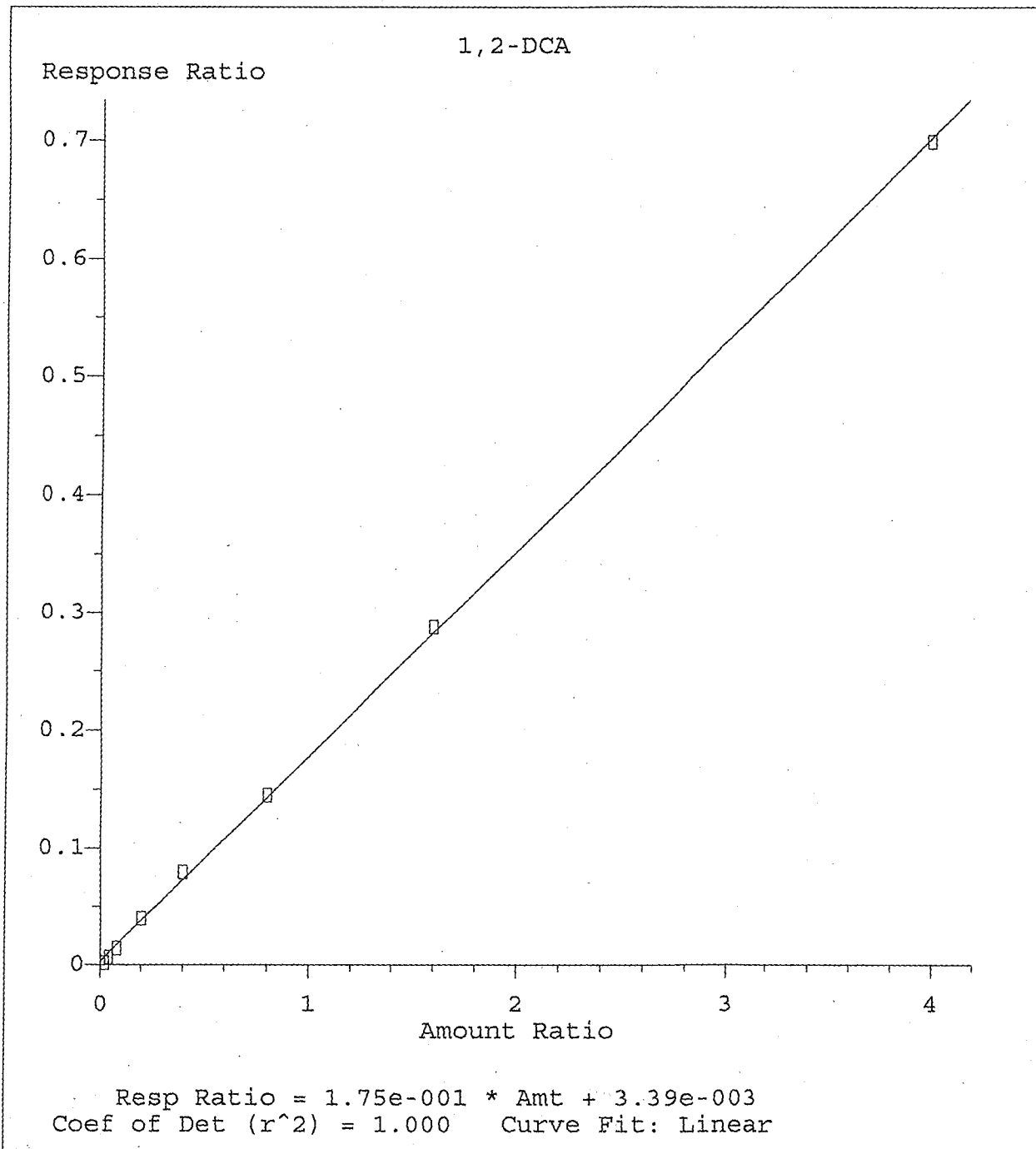
Method Name: M:\LOKI\DATA\211129\L1129W.M  
Calibration Table Last Updated: Tue Nov 30 10:12:54 2021



Method Name: M:\LOKI\DATA\211129\L1129W.M  
Calibration Table Last Updated: Tue Nov 30 10:12:54 2021

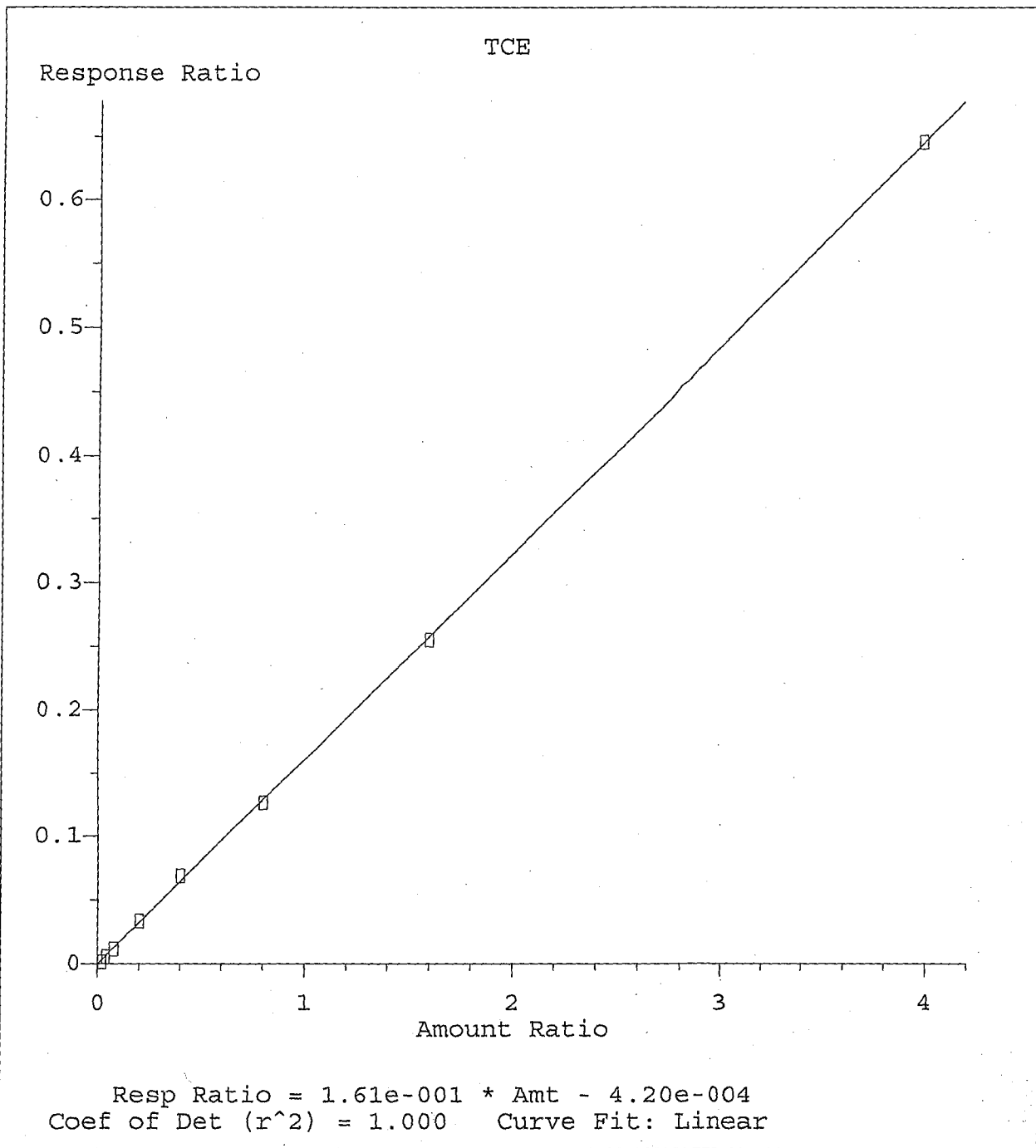


Method Name: M:\LOKI\DATA\211129\L1129W.M  
Calibration Table Last Updated: Tue Nov 30 10:12:54 2021

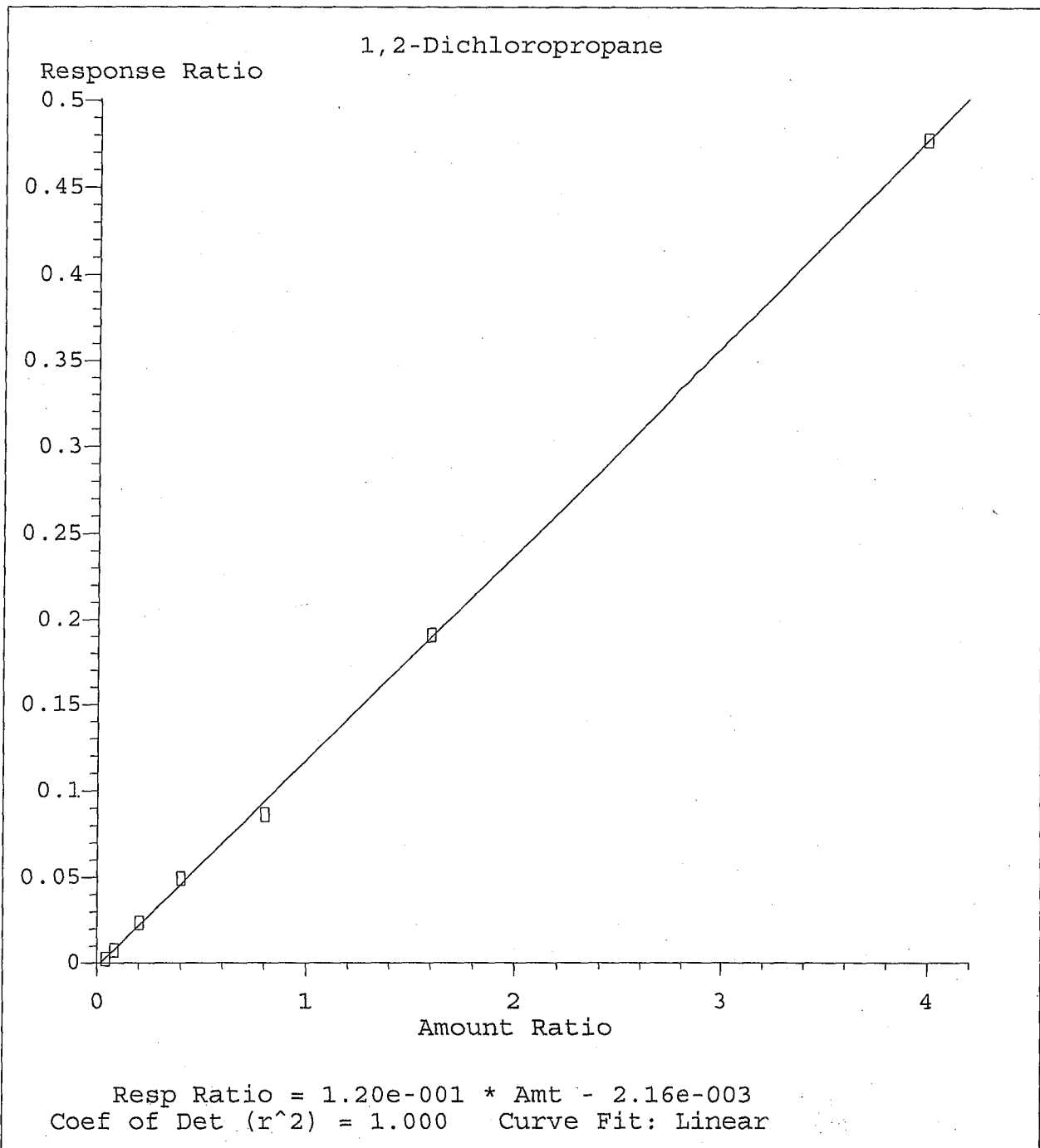


Method Name: M:\LOKI\DATA\211129\L1129W.M  
Calibration Table Last Updated: Tue Nov 30 10:12:54 2021

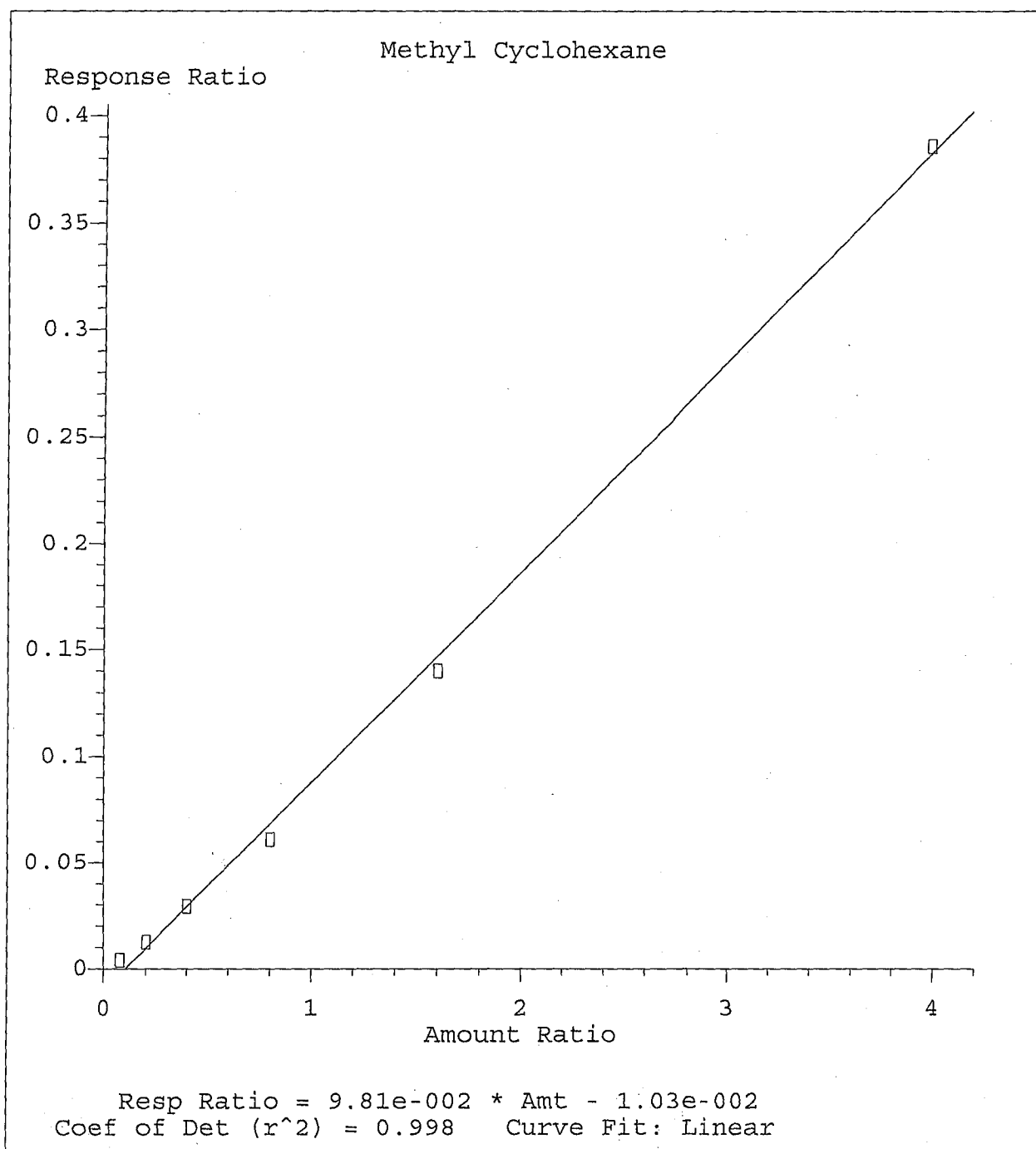




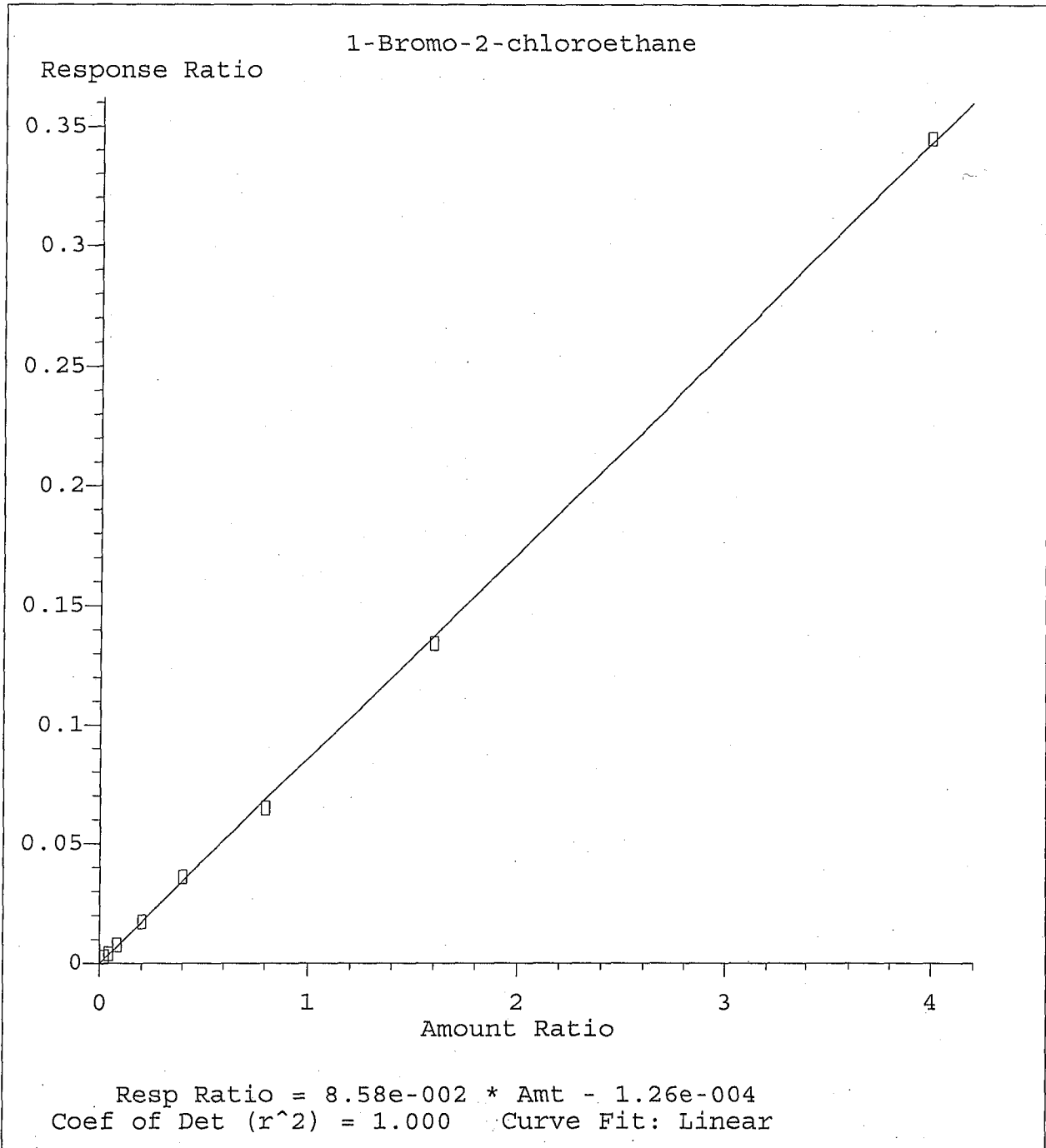
Method Name: M:\LOKI\DATA\211129\L1129W.M  
 Calibration Table Last Updated: Tue Nov 30 10:12:54 2021



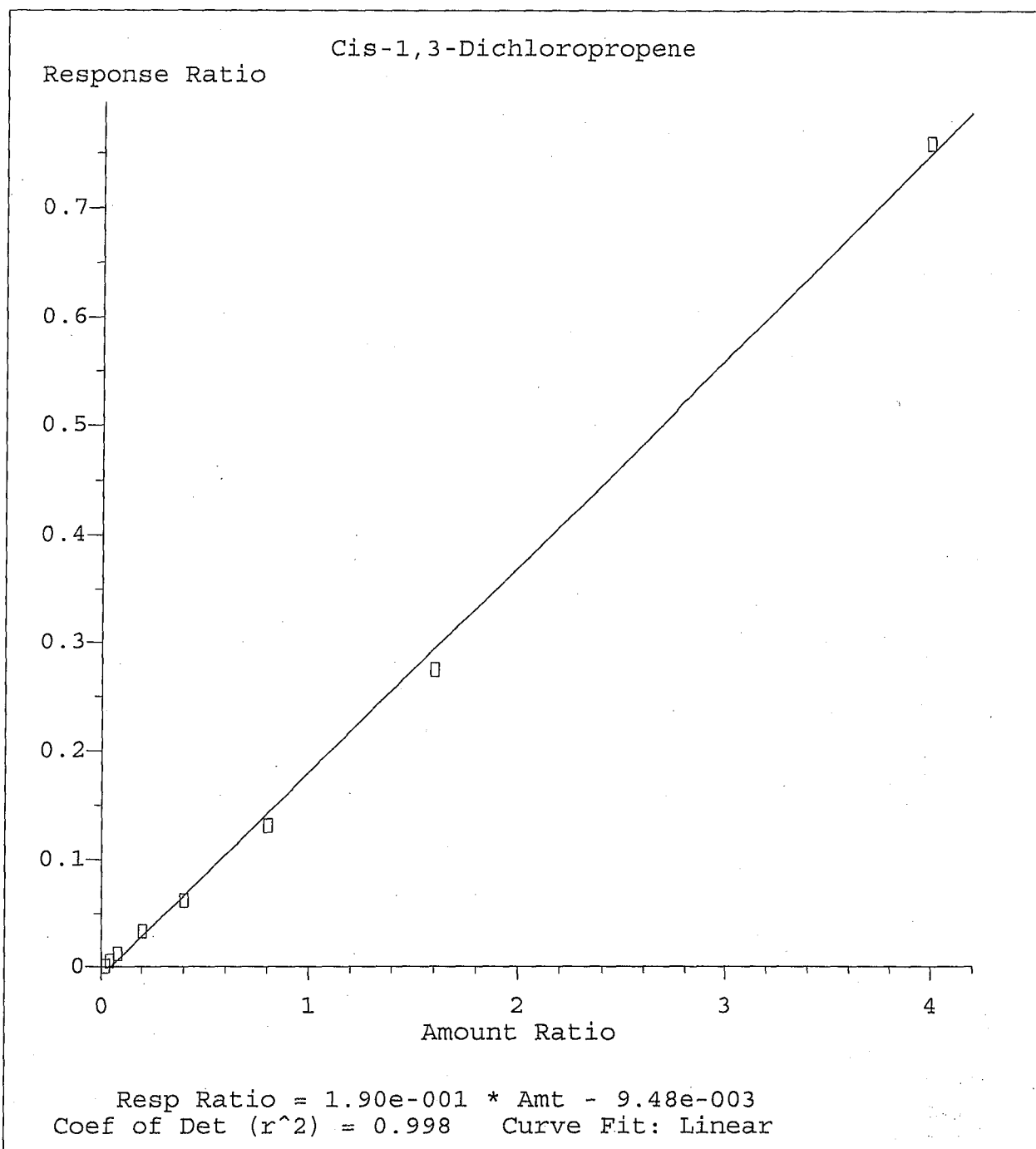
Method Name: M:\LOKI\DATA\211129\L1129W.M  
Calibration Table Last Updated: Tue Nov 30 10:12:54 2021



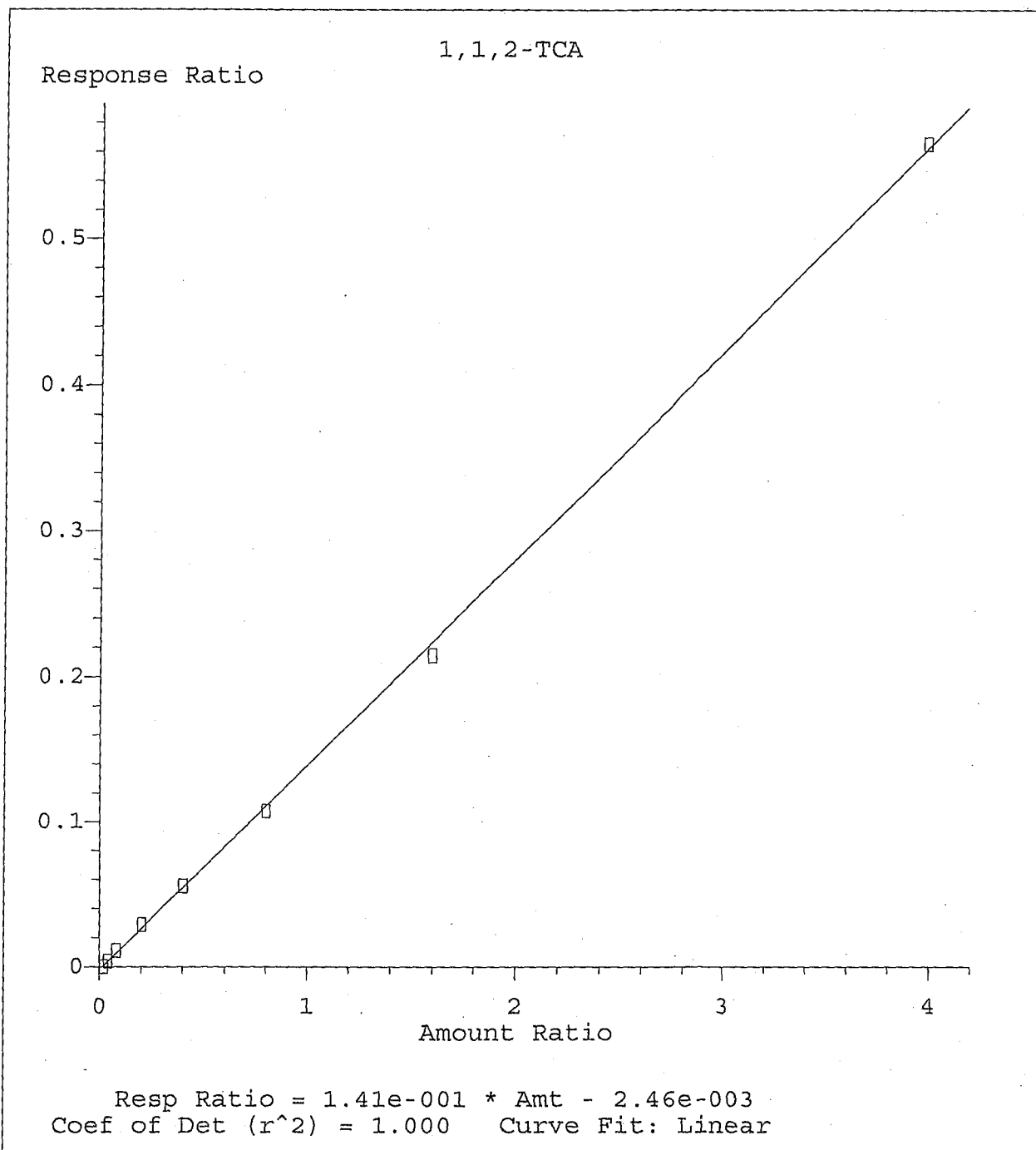
Method Name: M:\LOKI\DATA\211129\L1129W.M  
Calibration Table Last Updated: Tue Nov 30 10:12:54 2021



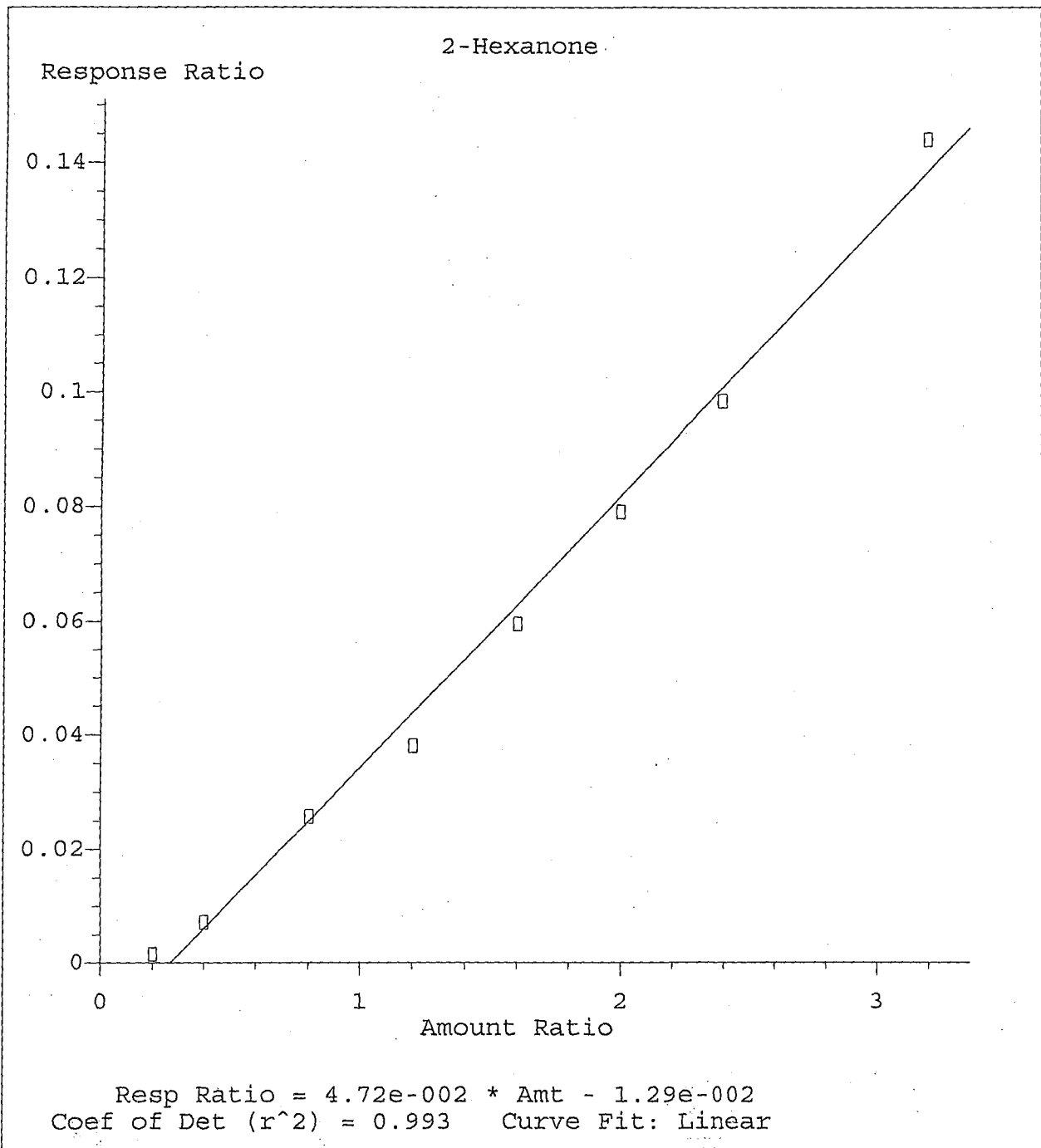
Method Name: M:\LOKI\DATA\211129\L1129W.M  
Calibration Table Last Updated: Tue Nov 30 10:12:54 2021



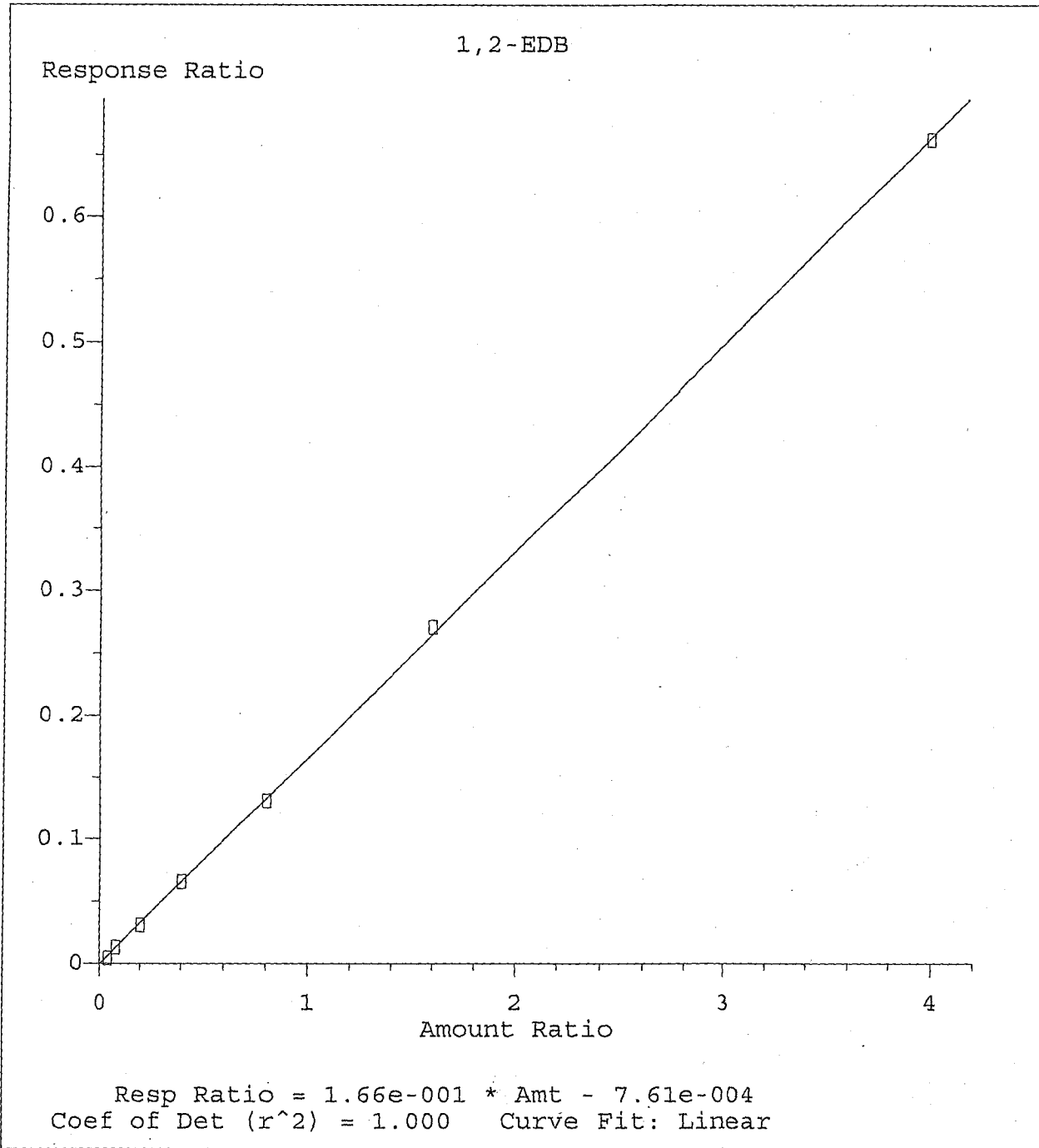
Method Name: M:\LOKI\DATA\211129\L1129W.M  
Calibration Table Last Updated: Tue Nov 30 10:12:54 2021



Method Name: M:\LOKI\DATA\211129\L1129W.M  
Calibration Table Last Updated: Tue Nov 30 10:12:54 2021

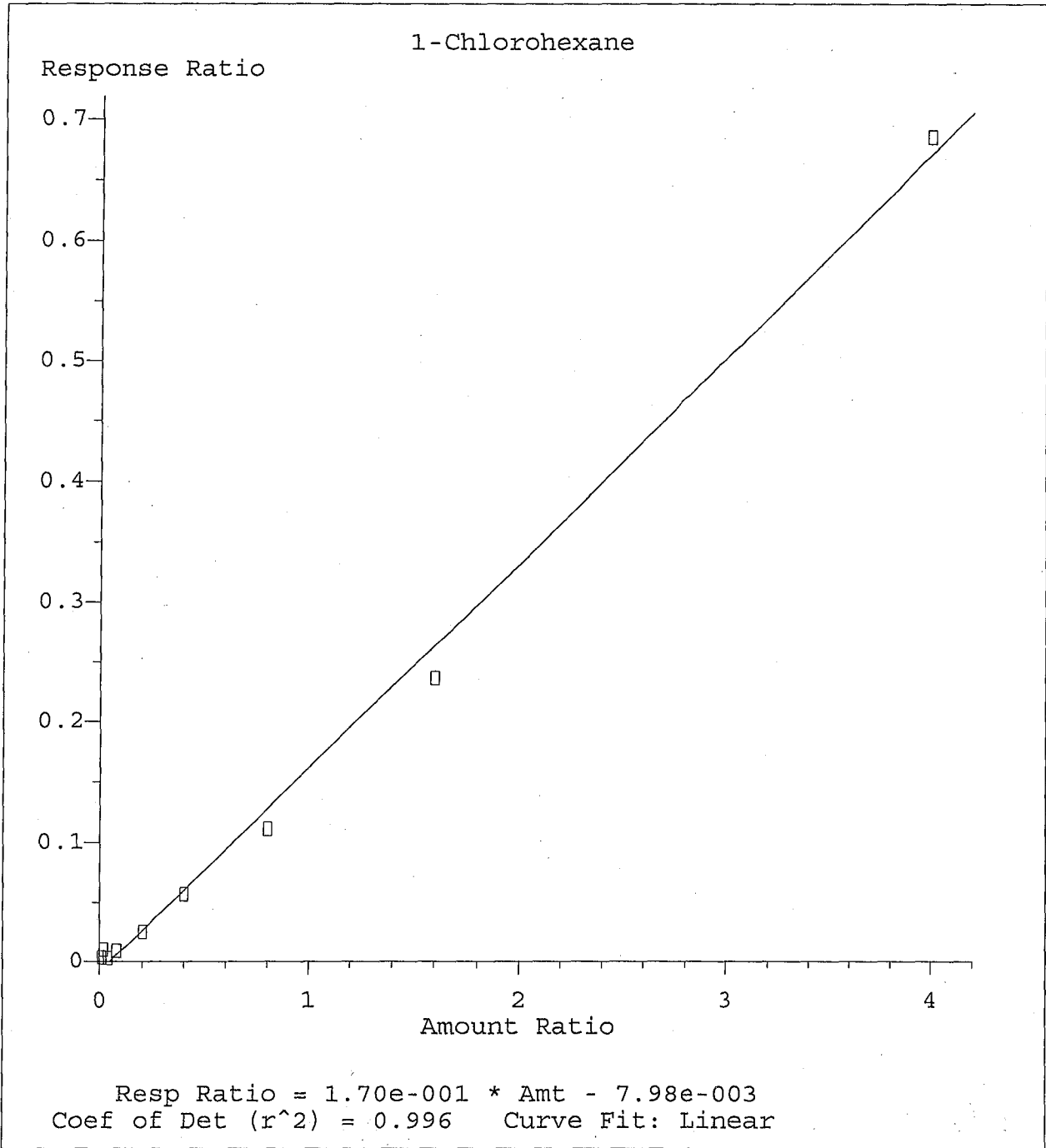


Method Name: M:\LOKI\DATA\211129\L1129W.M  
Calibration Table Last Updated: Tue Nov 30 10:12:54 2021

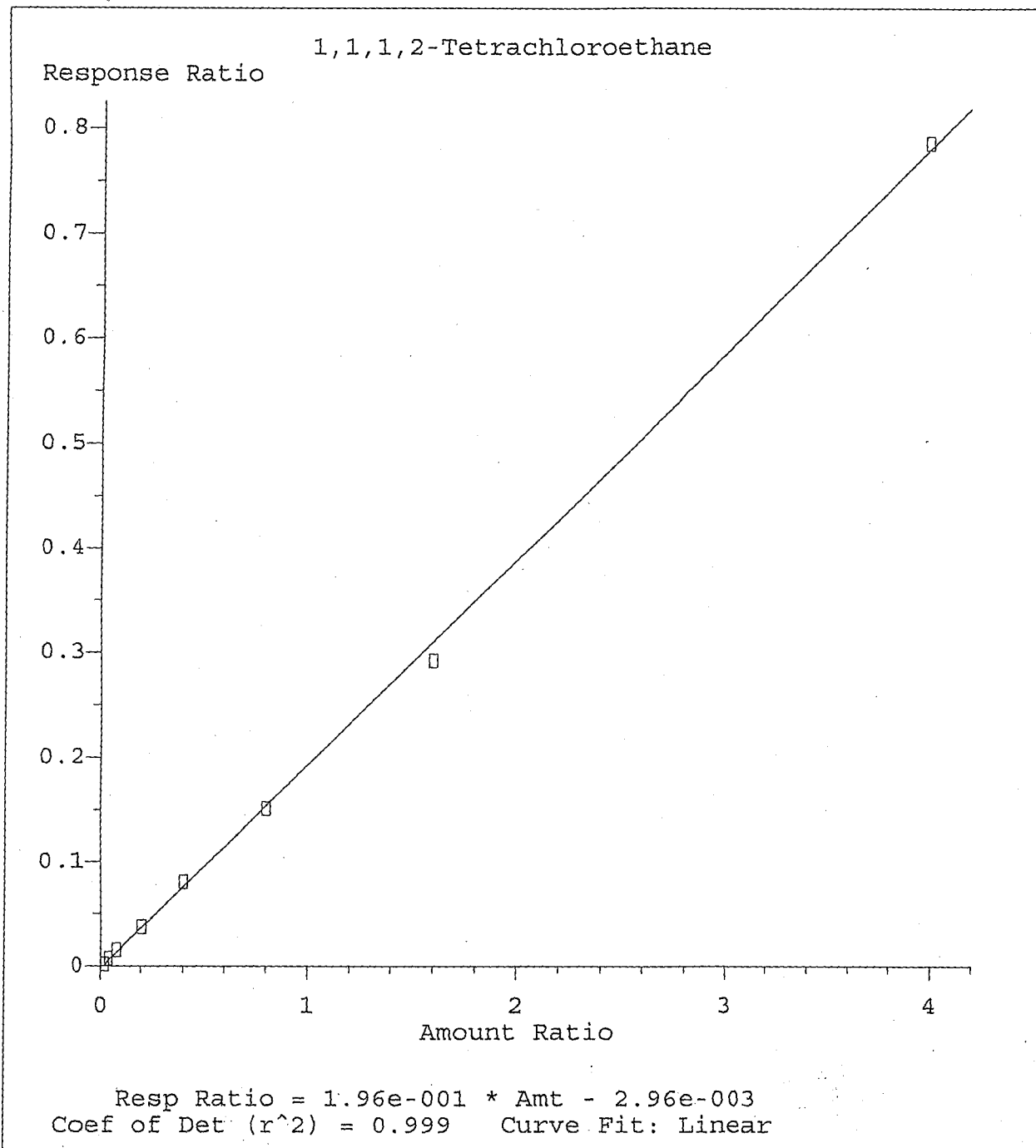


Method Name: M:\LOKI\DATA\211129\L1129W.M  
Calibration Table Last Updated: Tue Nov 30 10:12:54 2021

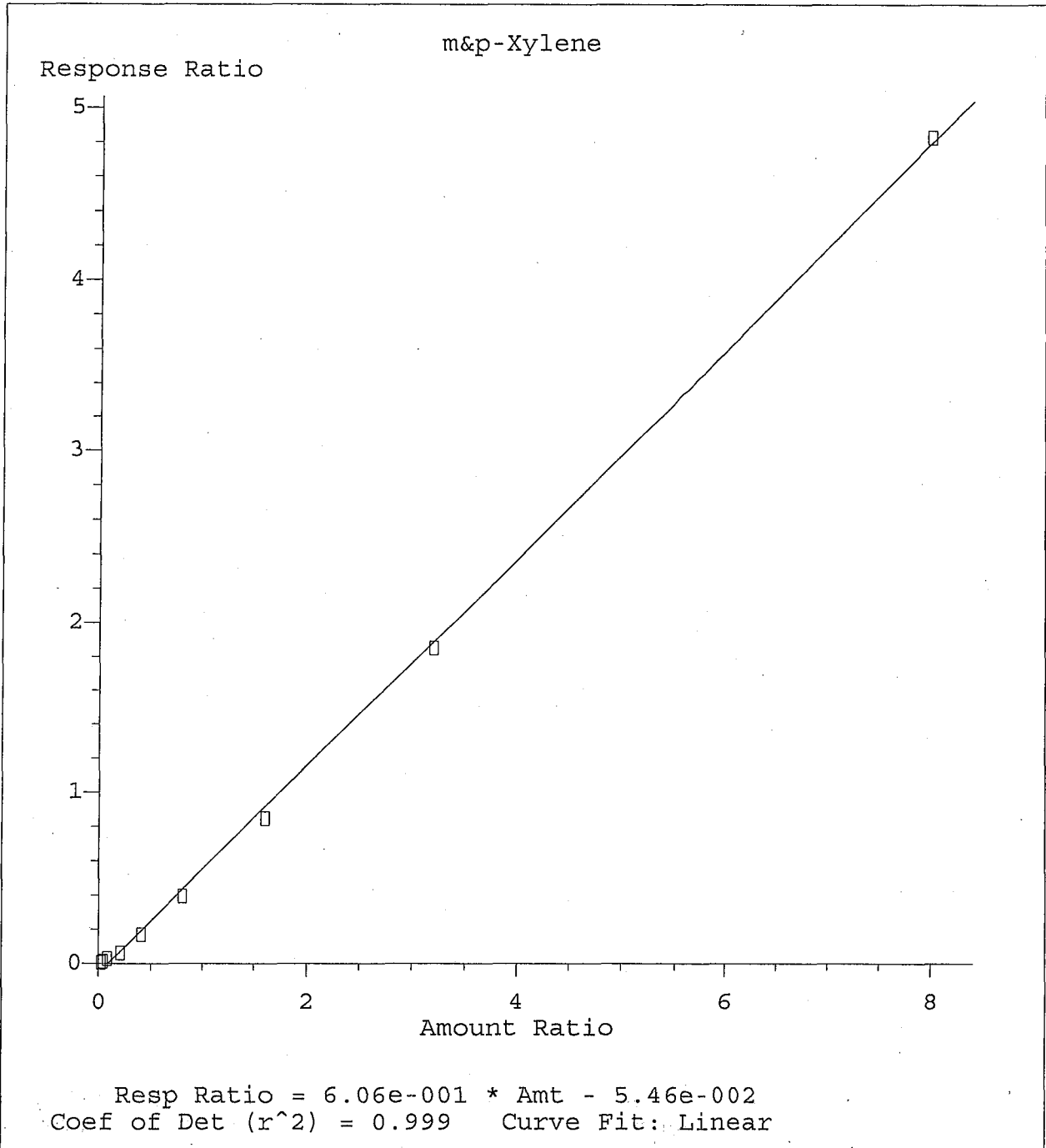




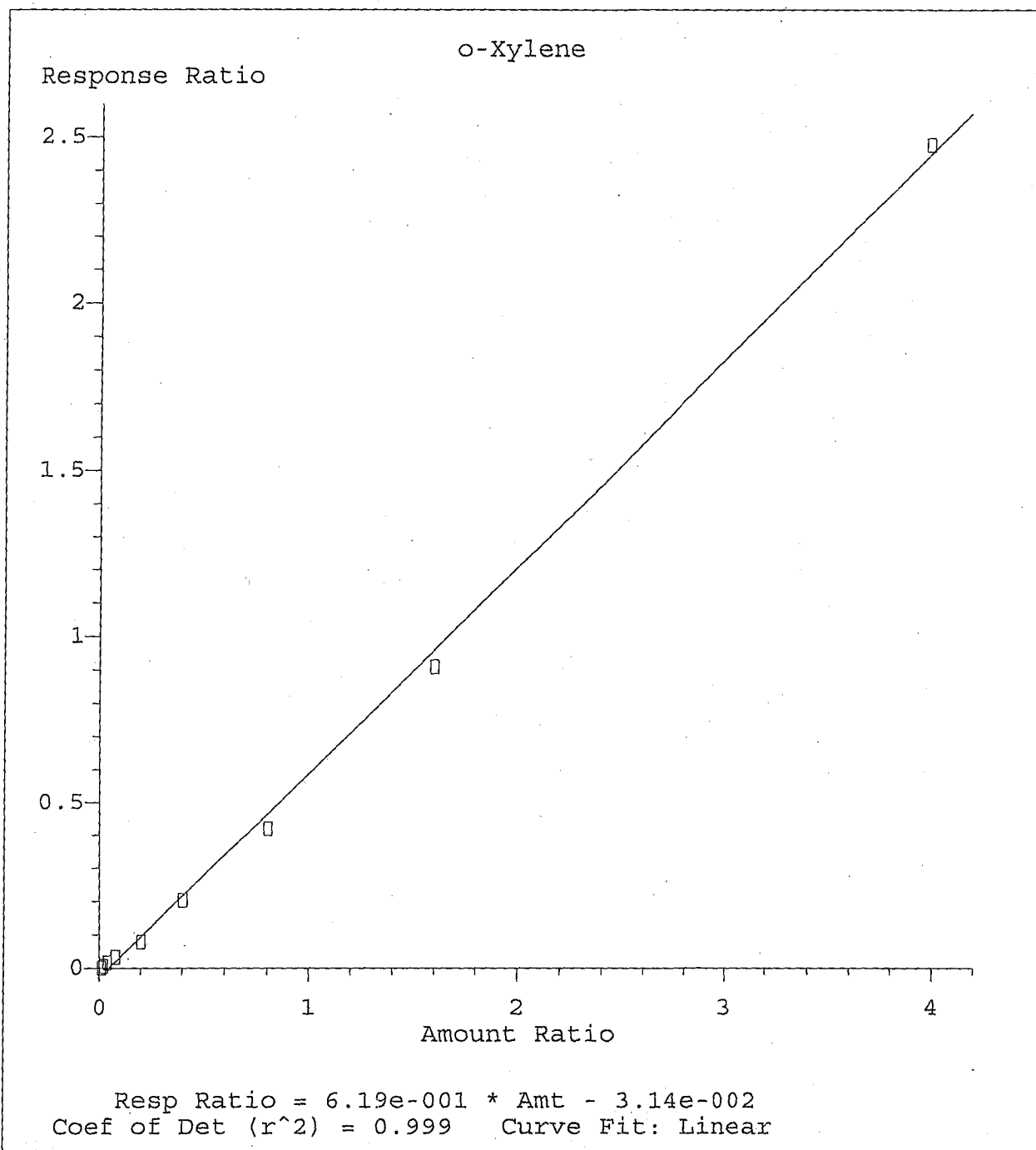
Method Name: M:\LOKI\DATA\211129\L1129W.M  
Calibration Table Last Updated: Tue Nov 30 10:12:54 2021



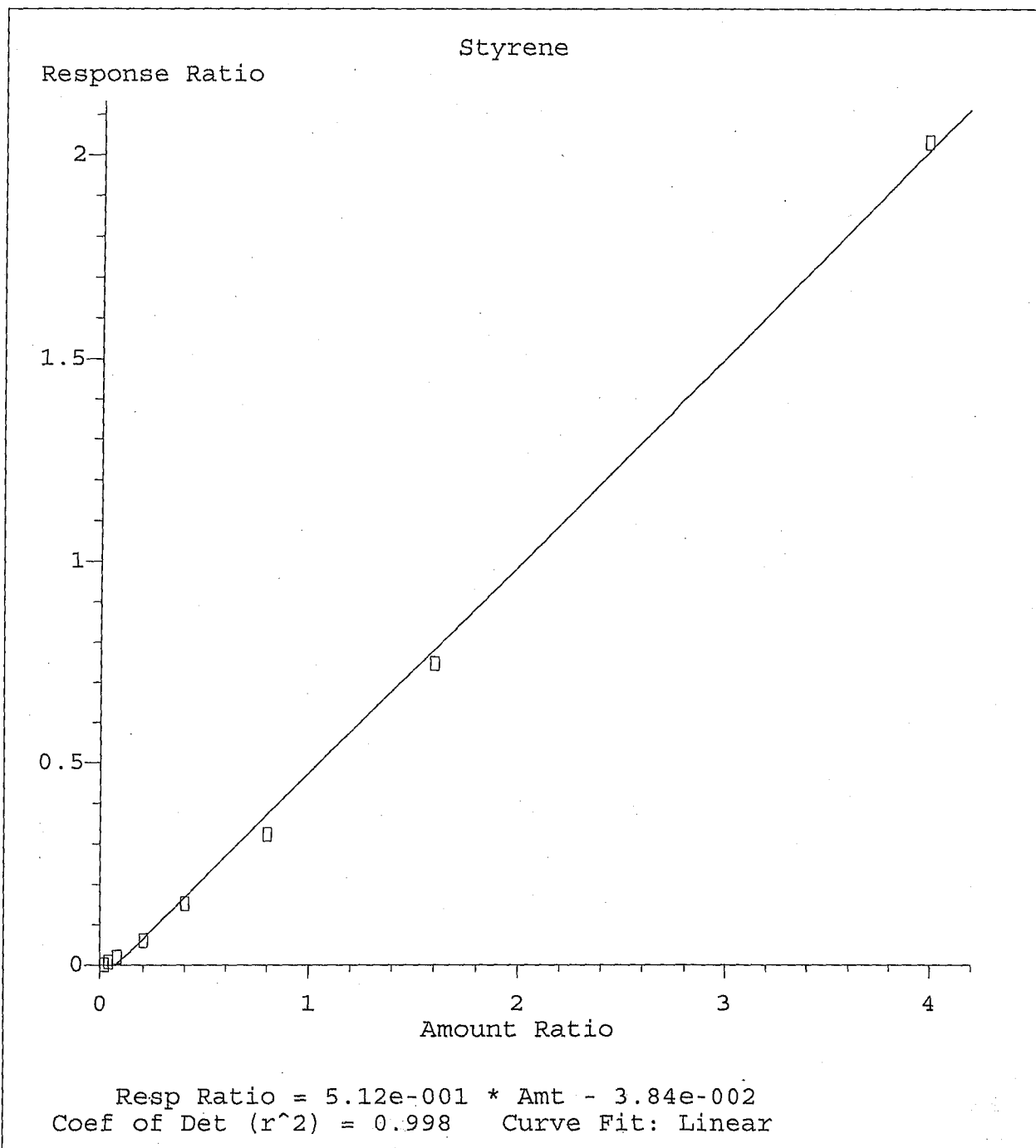
Method Name: M:\LOKI\DATA\211129\L1129W.M  
Calibration Table Last Updated: Tue Nov 30 10:12:54 2021



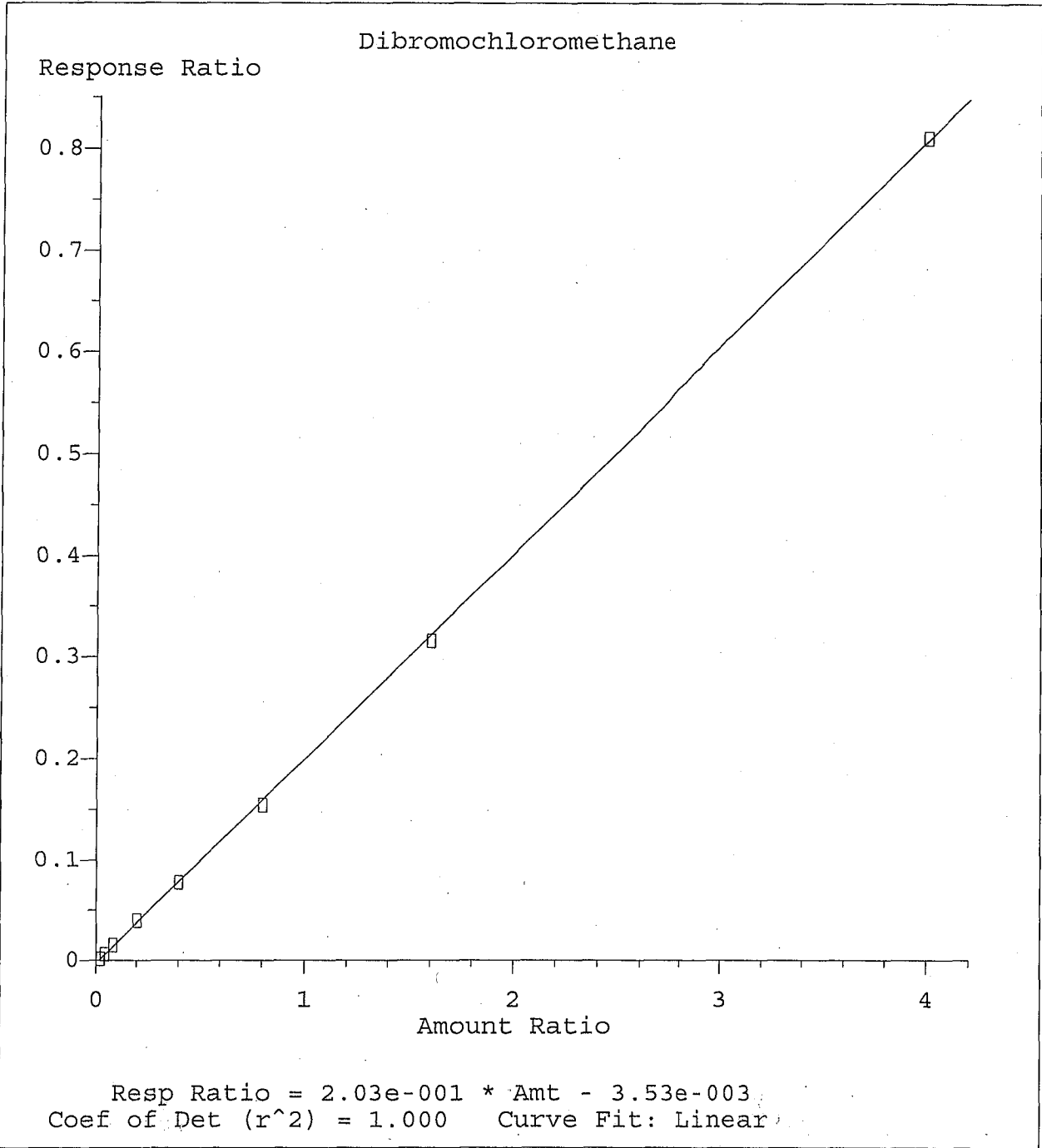
Method Name: M:\LOKI\DATA\211129\L1129W.M  
Calibration Table Last Updated: Tue Nov 30 10:12:54 2021



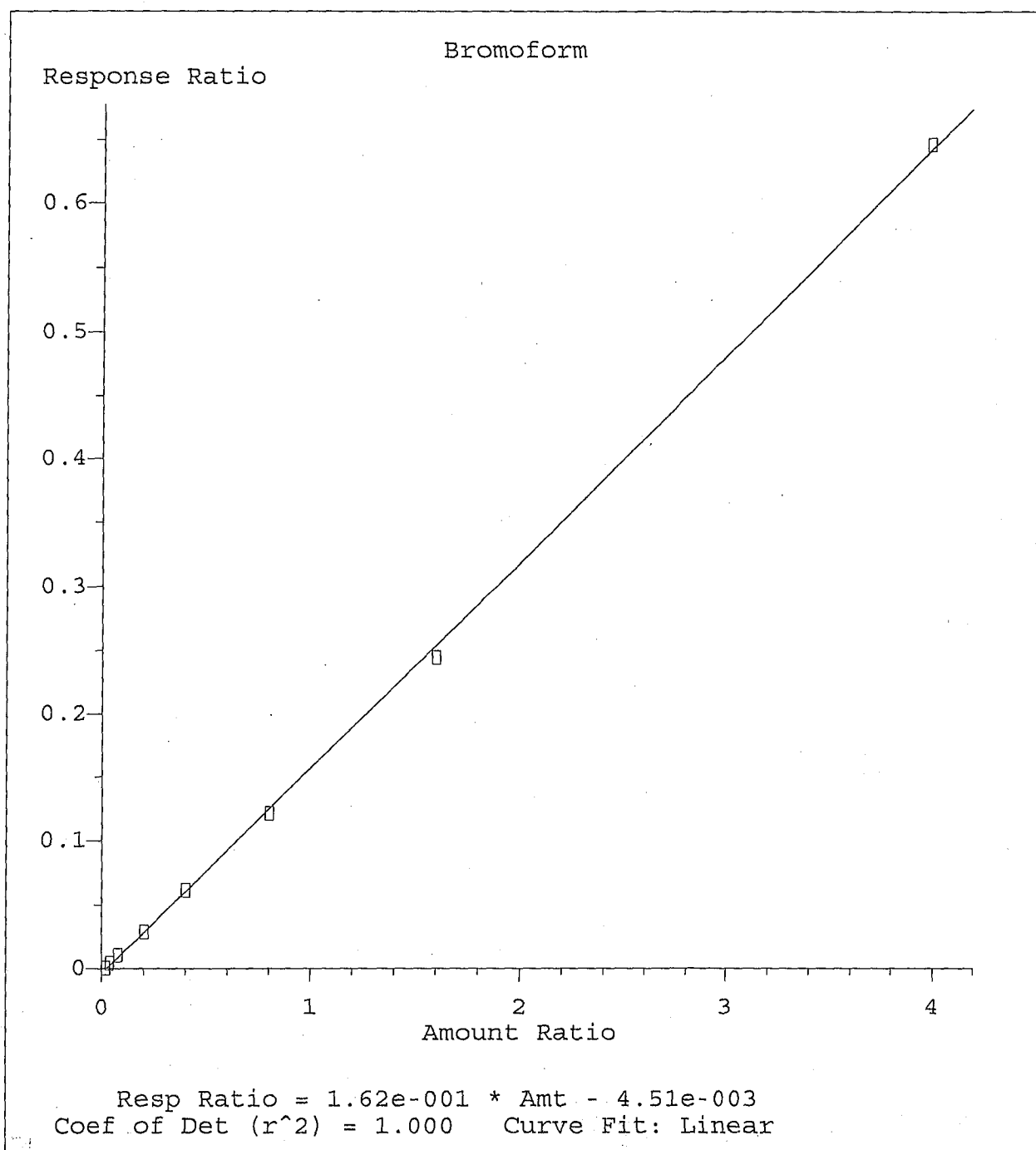
Method Name: M:\LOKI\DATA\211129\L1129W.M  
Calibration Table Last Updated: Tue Nov 30 10:12:54 2021



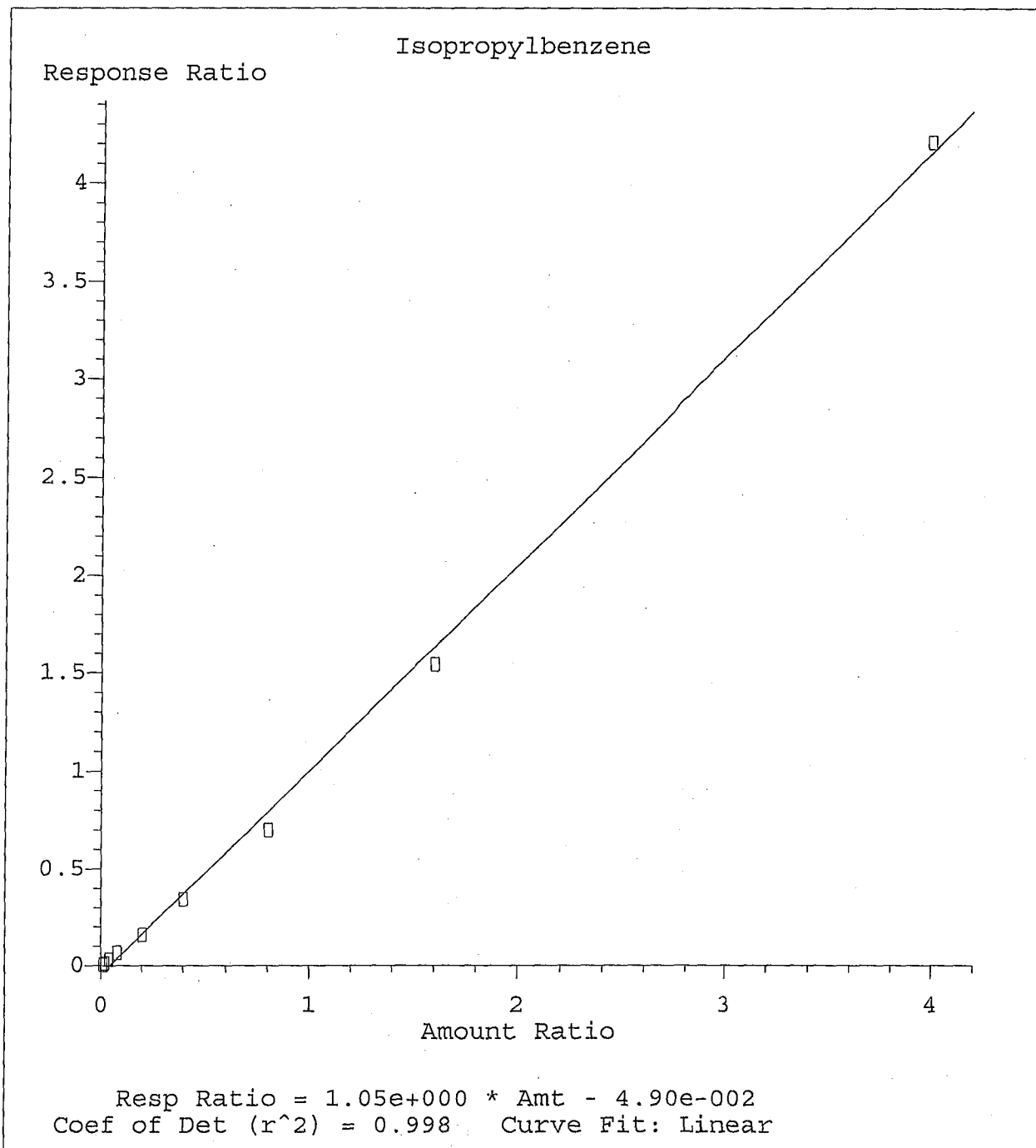
Method Name: M:\LOKI\DATA\211129\L1129W.M  
Calibration Table Last Updated: Tue Nov 30 10:12:54 2021



Method Name: M:\LOKI\DATA\211129\L1129W.M  
Calibration Table Last Updated: Tue Nov 30 10:12:54 2021

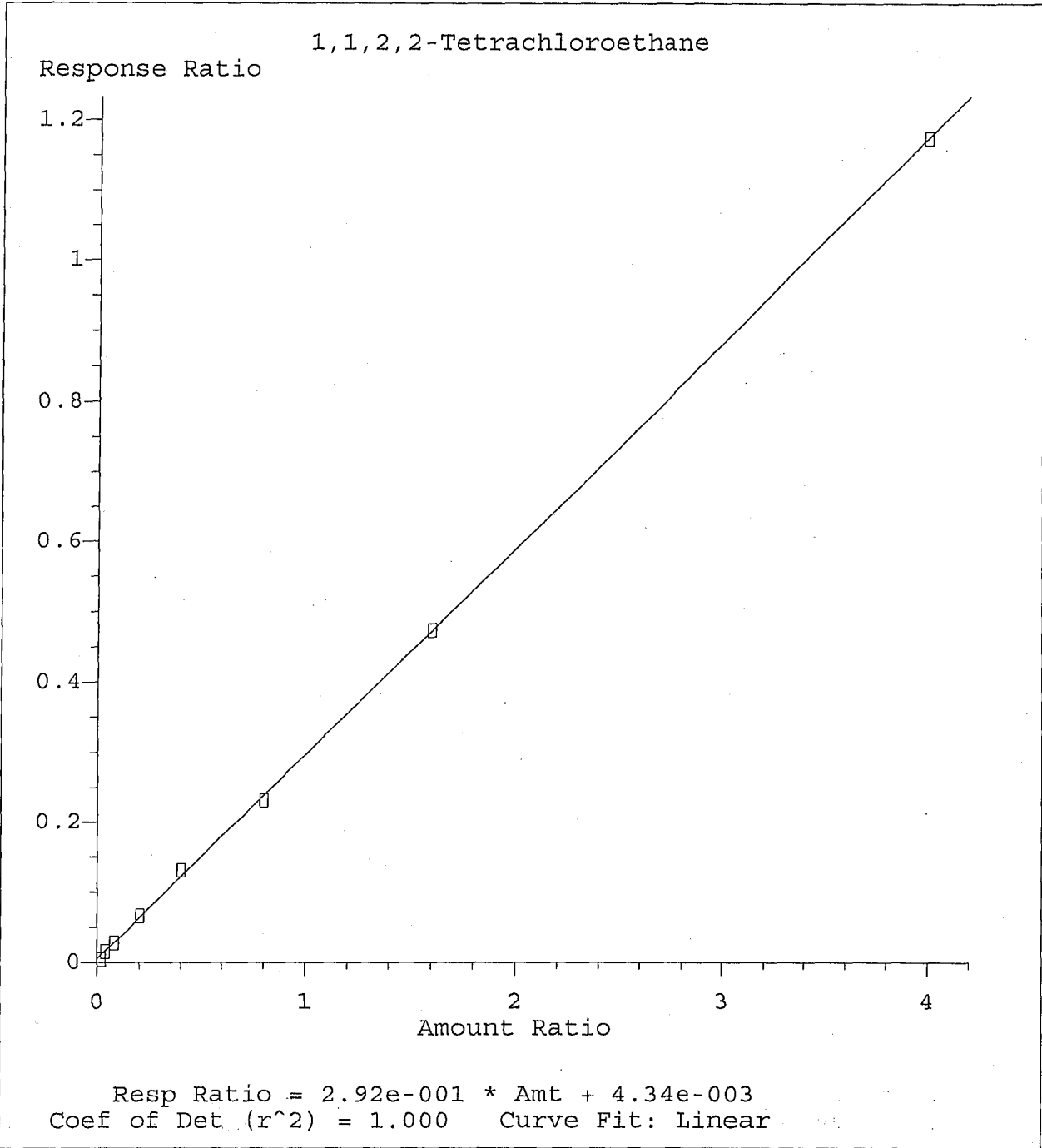


Method Name: M:\LOKI\DATA\211129\L1129W.M  
Calibration Table Last Updated: Tue Nov 30 10:12:54 2021

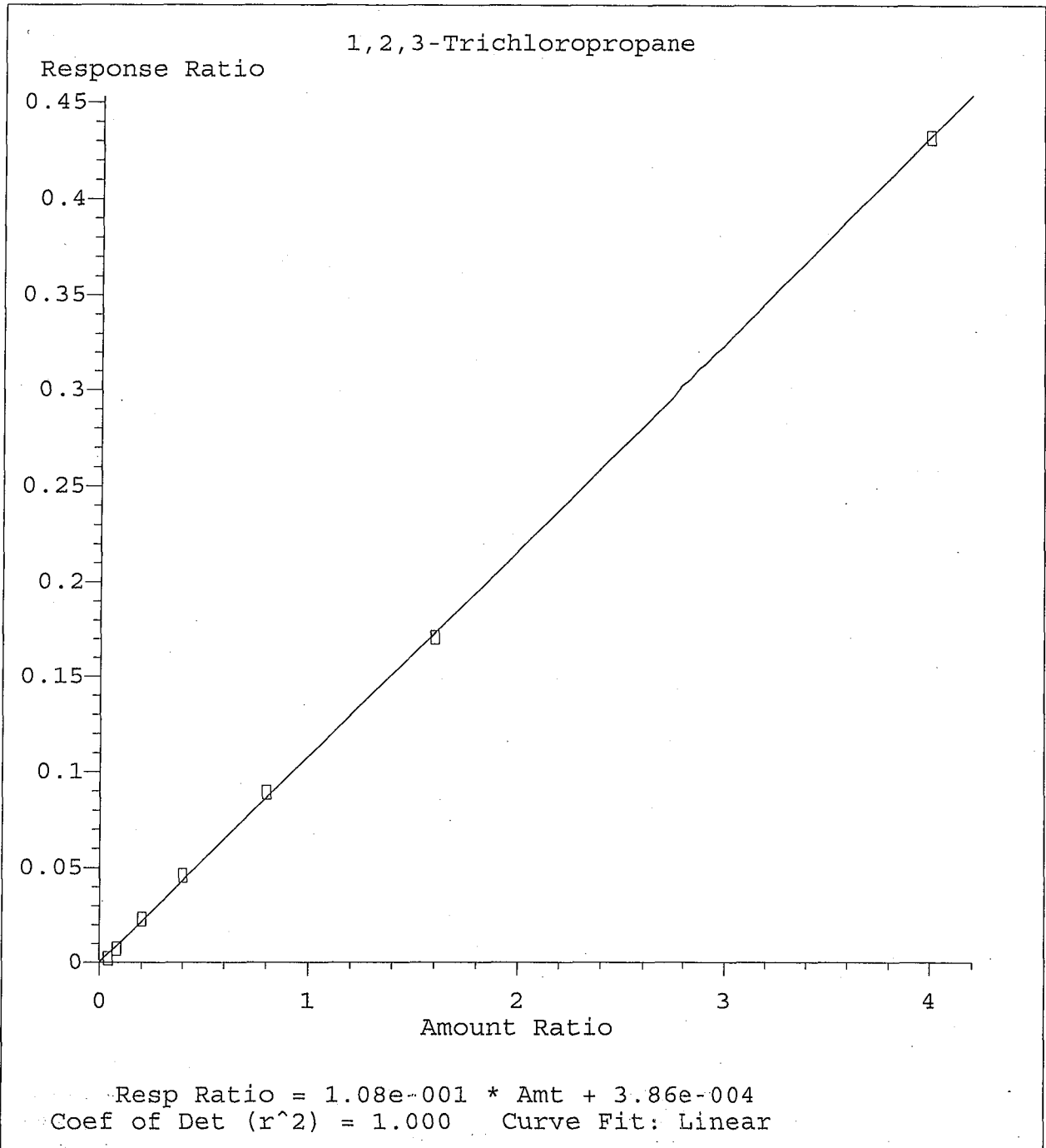


Method Name: M:\LOKI\DATA\211129\L1129W.M  
Calibration Table Last Updated: Tue Nov 30 10:12:54 2021

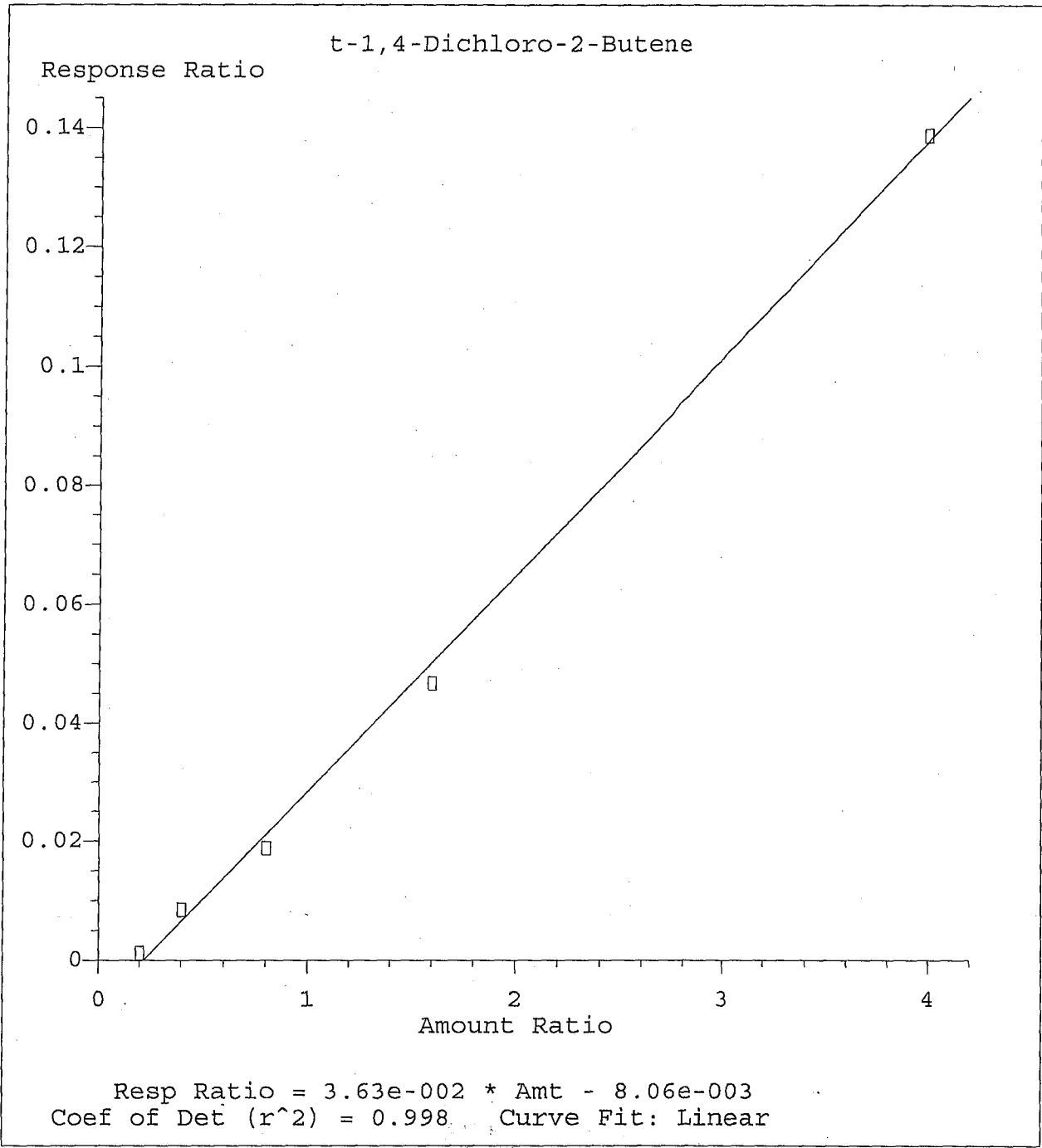




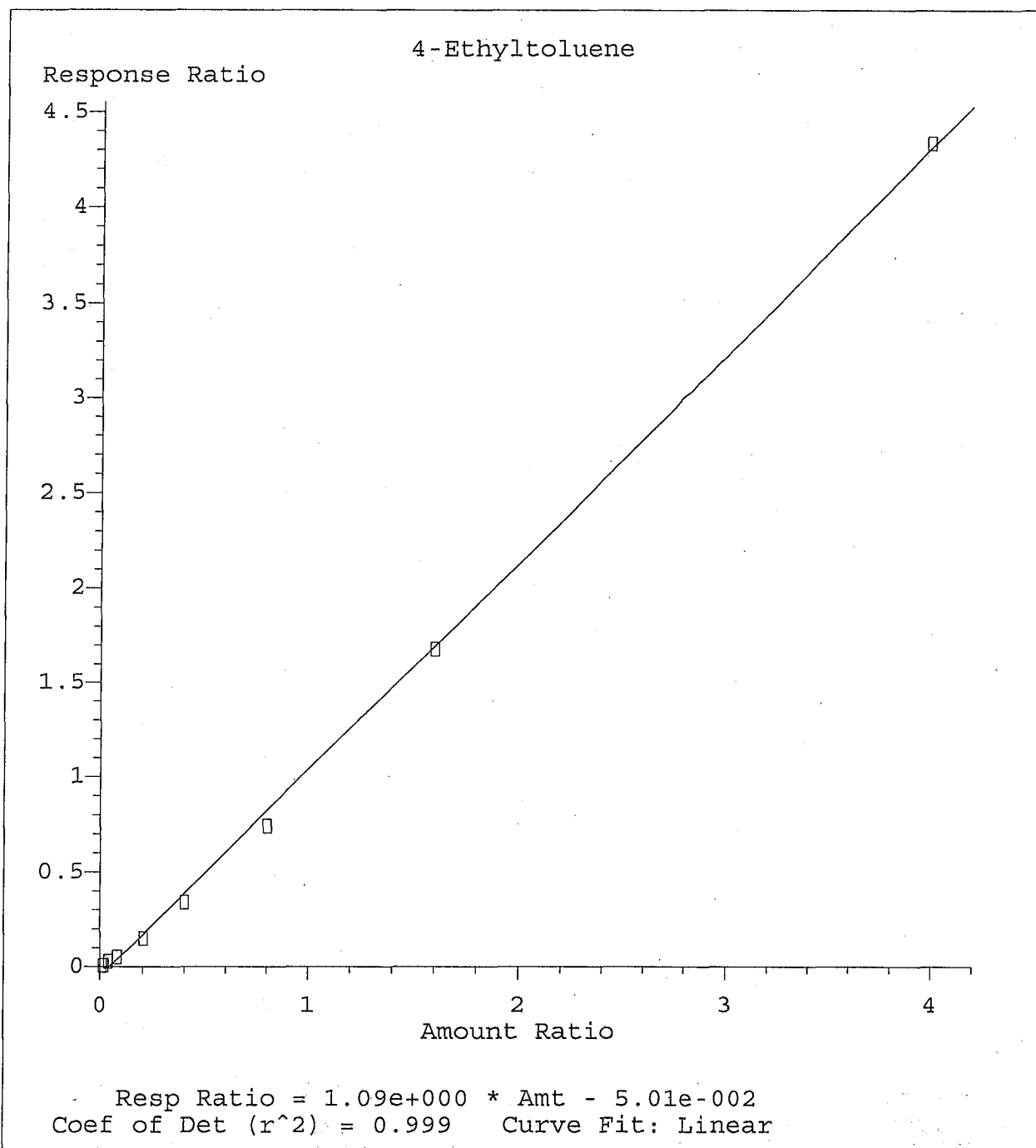
Method Name: M:\LOKI\DATA\211129\L1129W.M  
Calibration Table Last Updated: Tue Nov 30 10:12:54 2021



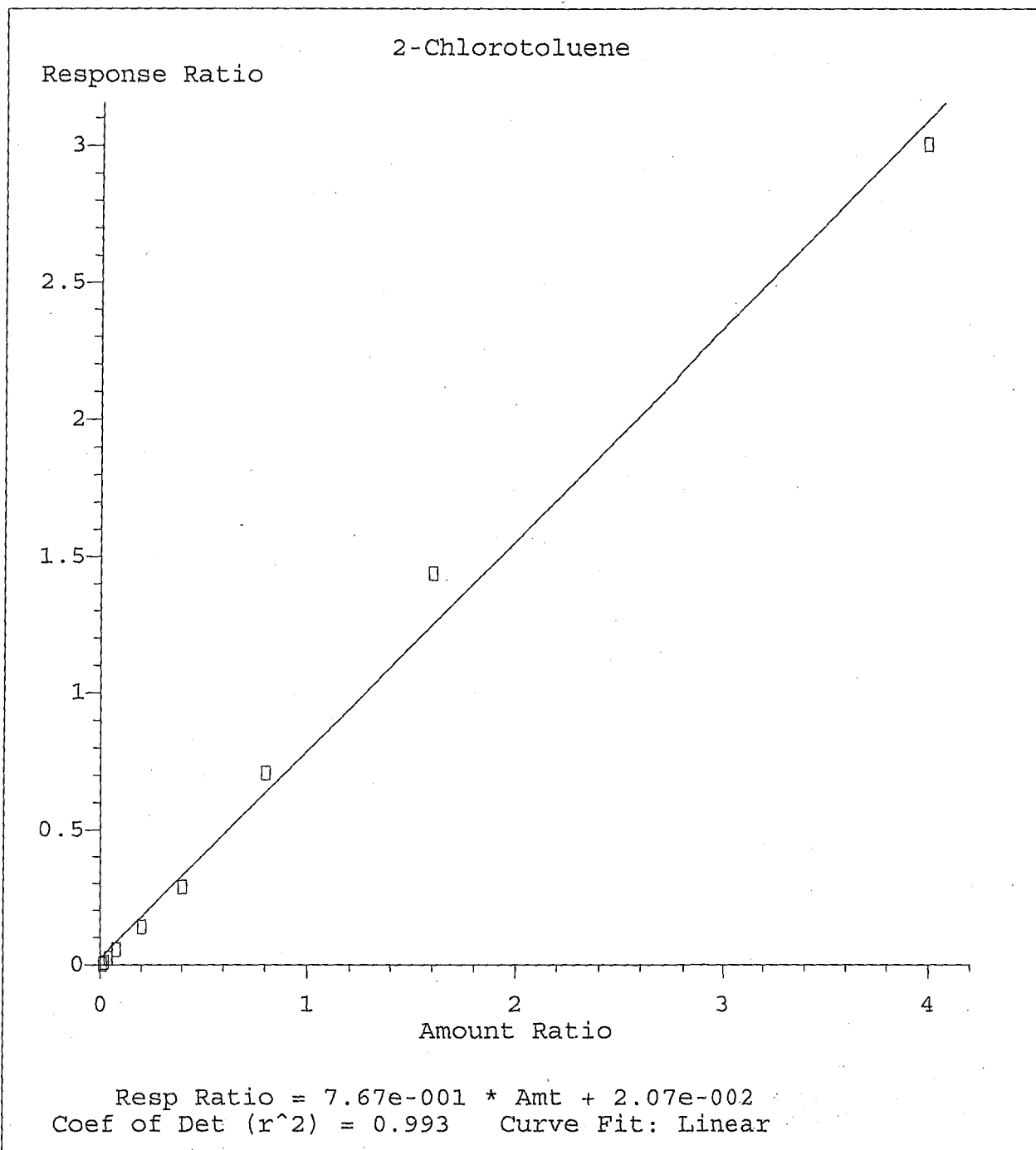
Method Name: M:\LOKI\DATA\211129\L1129W.M  
Calibration Table Last Updated: Tue Nov 30 10:12:54 2021



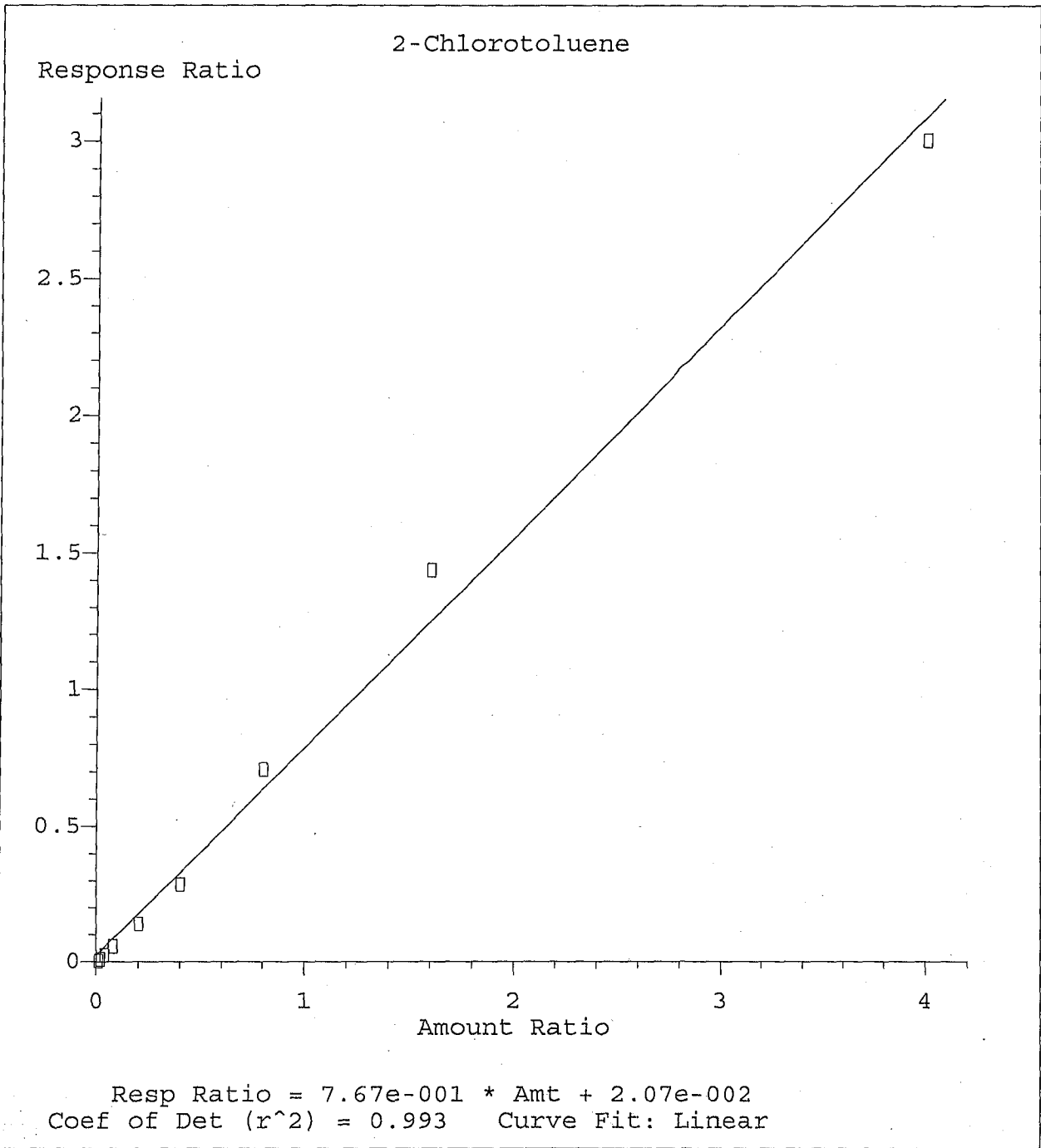
Method Name: M:\LOKI\DATA\211129\L1129W.M  
Calibration Table Last Updated: Tue Nov 30 10:12:54 2021



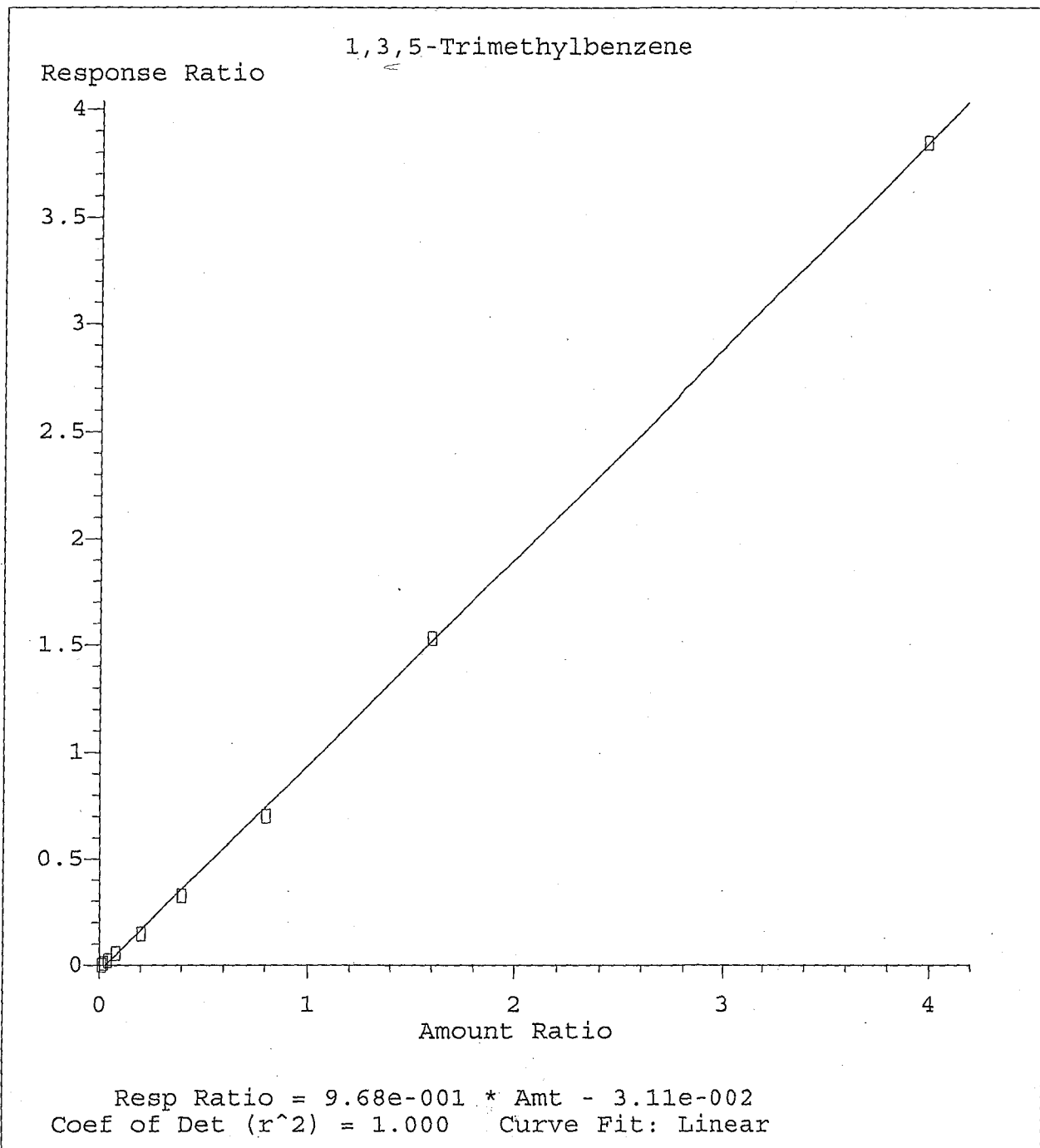
Method Name: M:\LOKI\DATA\211129\L1129W.M  
Calibration Table Last Updated: Tue Nov 30 10:12:54 2021



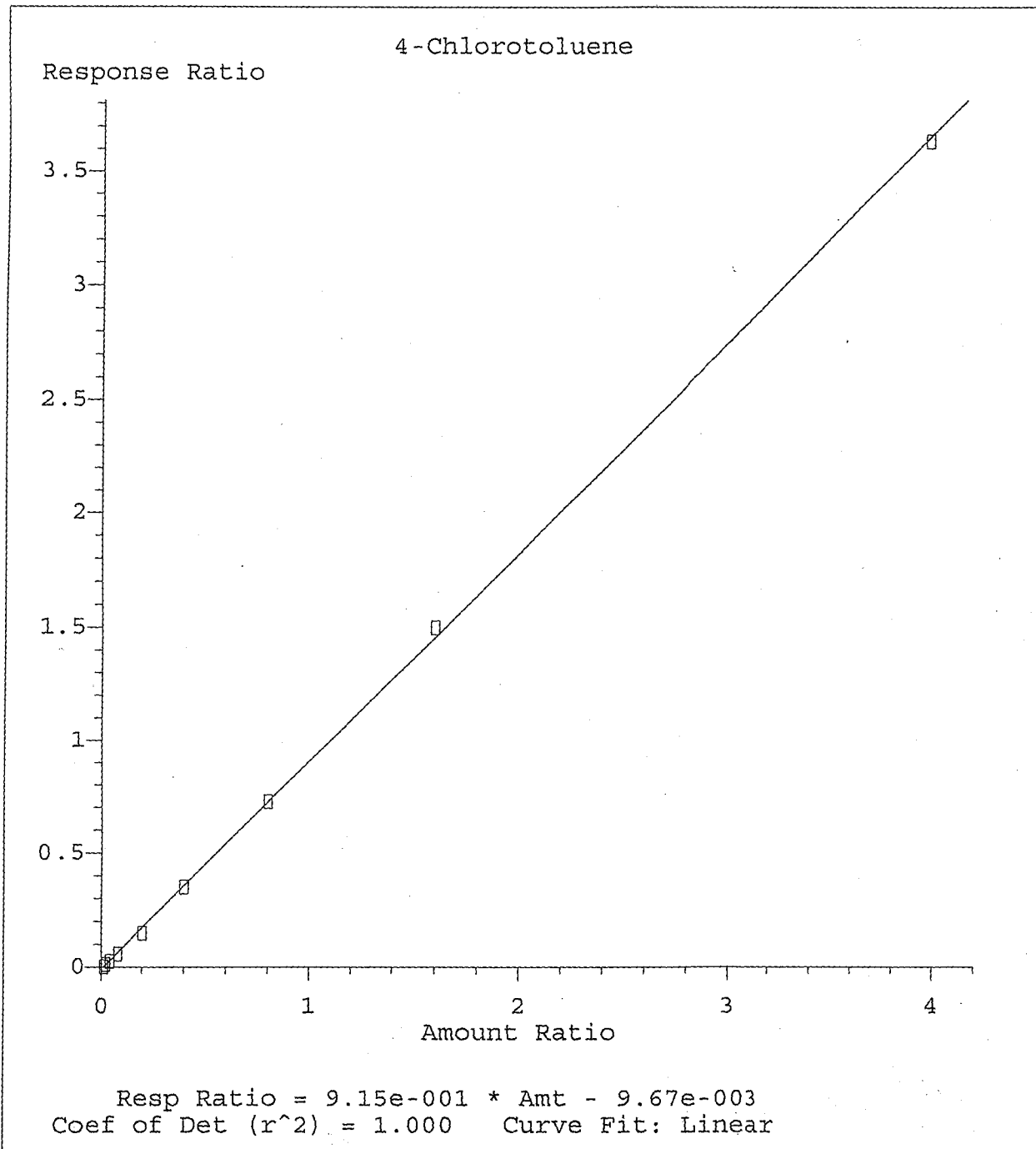
Method Name: M:\LOKI\DATA\211129\L1129W.M  
Calibration Table Last Updated: Tue Nov 30 10:12:54 2021



Method Name: M:\LOKI\DATA\211129\L1129W.M  
Calibration Table Last Updated: Tue Nov 30 10:12:54 2021

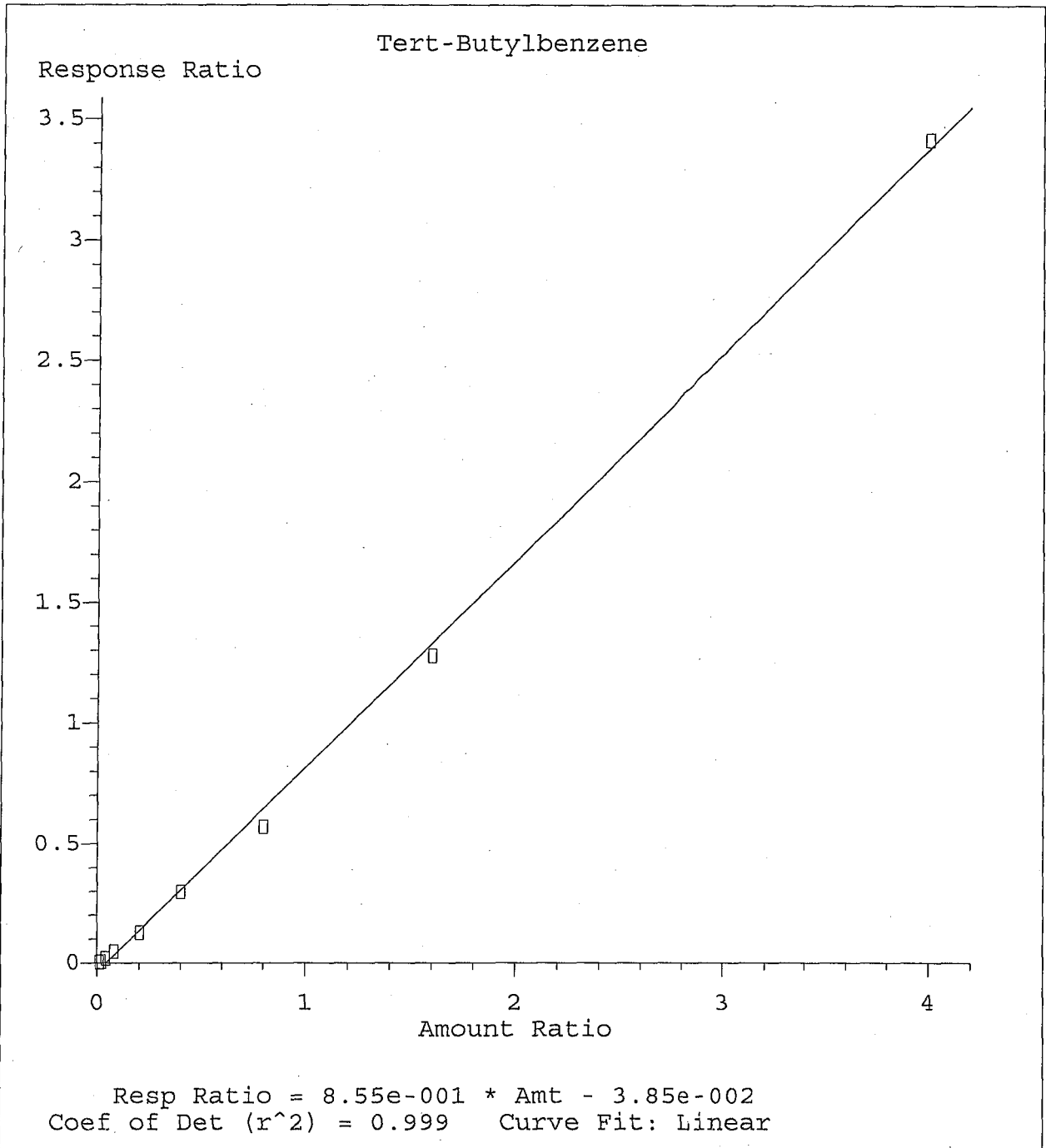


Method Name: M:\LOKI\DATA\211129\L1129W.M  
Calibration Table Last Updated: Tue Nov 30 10:12:54 2021

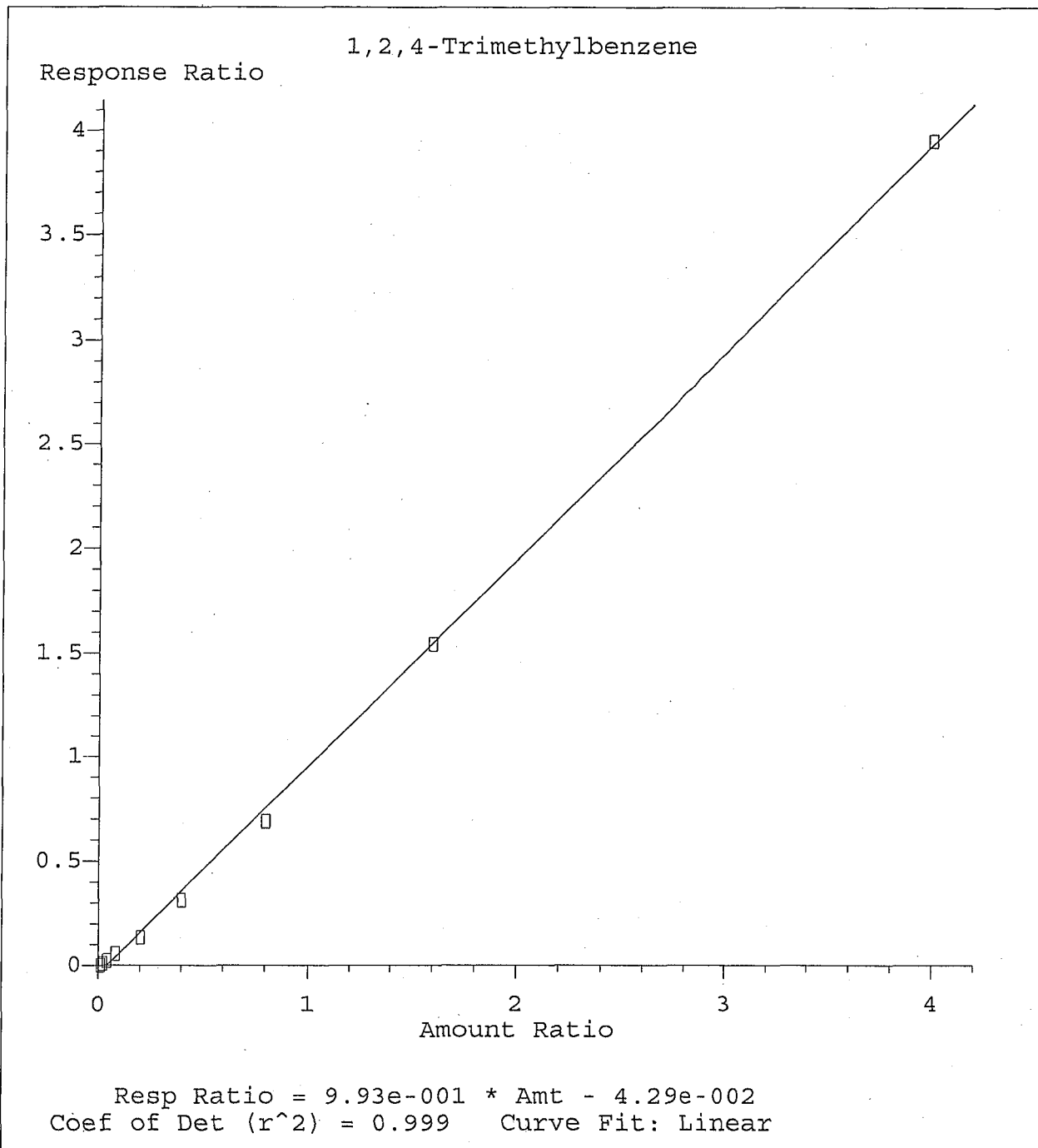


Method Name: M:\LOKI\DATA\211129\L1129W.M  
Calibration Table Last Updated: Tue Nov 30 10:12:54 2021

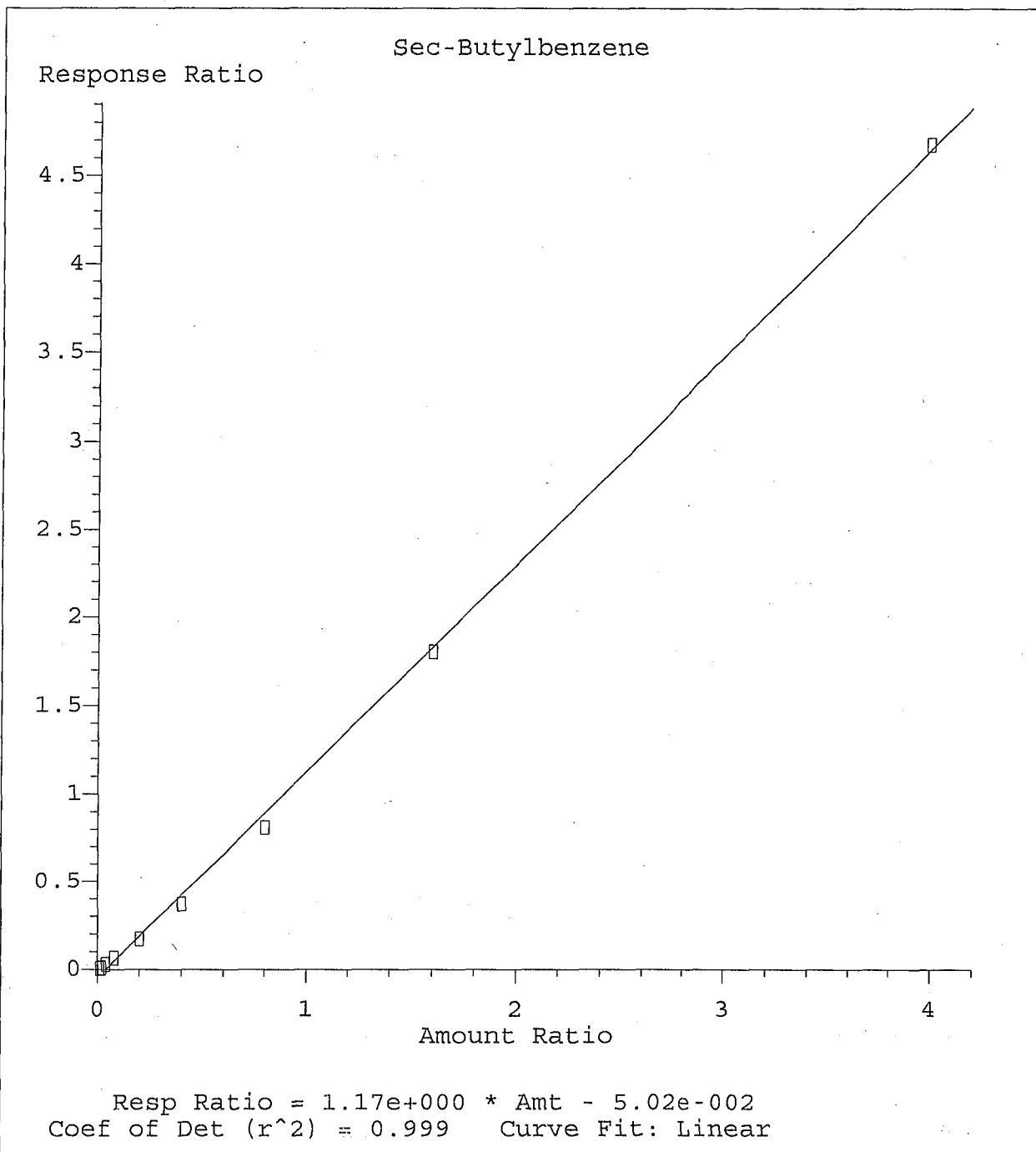




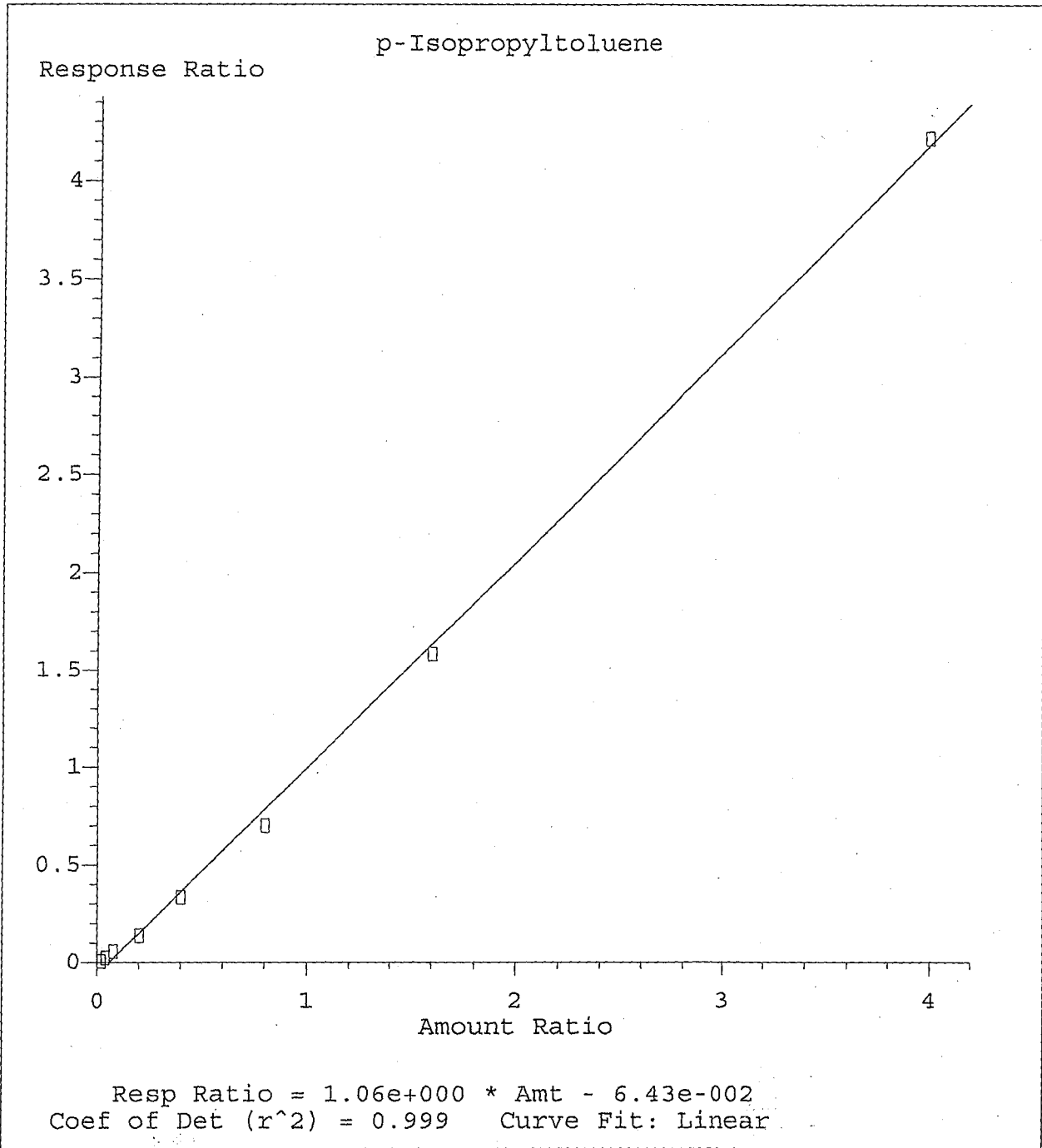
Method Name: M:\LOKI\DATA\211129\L1129W.M  
Calibration Table Last Updated: Tue Nov 30 10:12:54 2021



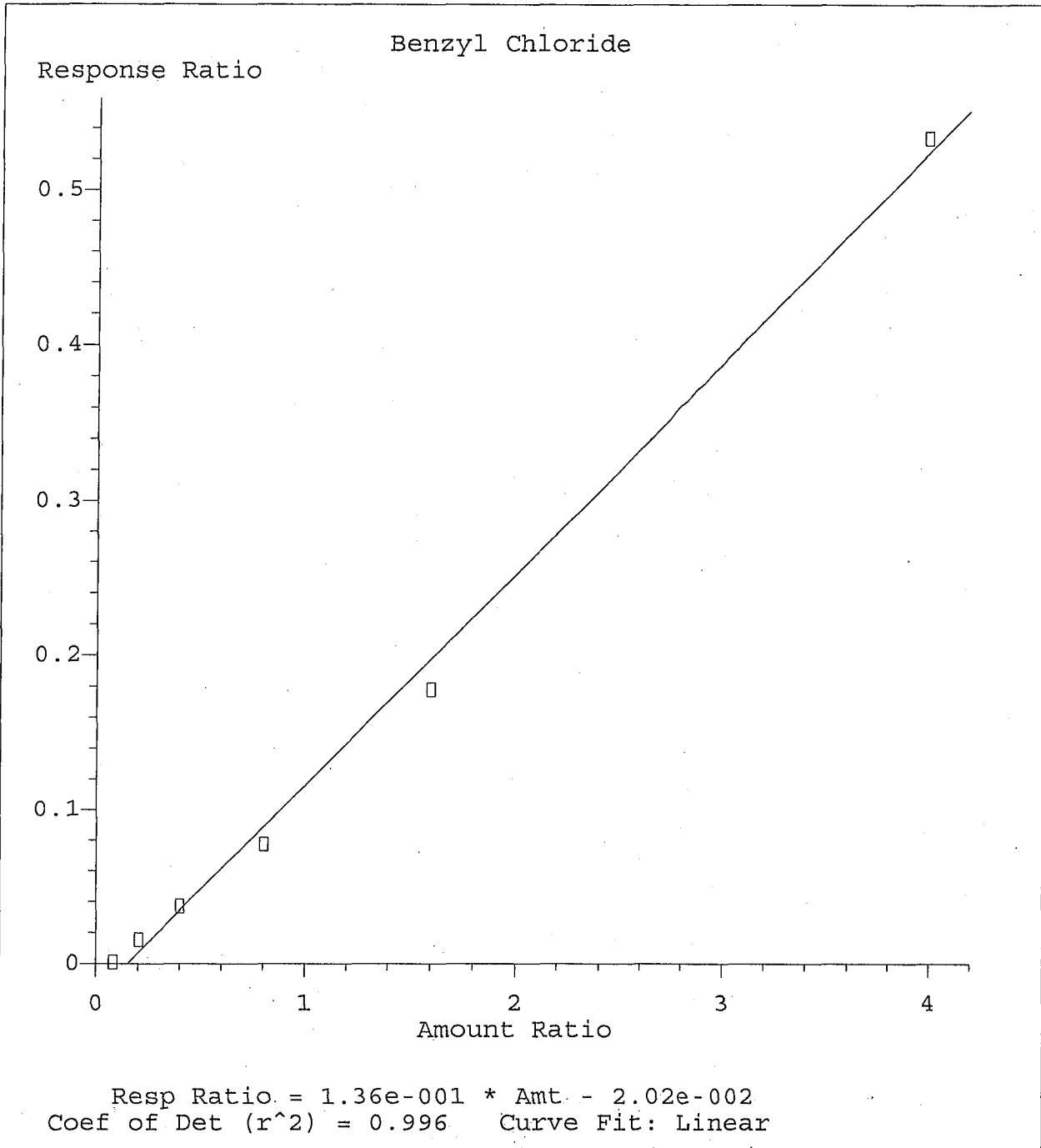
Method Name: M:\LOKI\DATA\211129\L1129W.M  
Calibration Table Last Updated: Tue Nov 30 10:12:54 2021



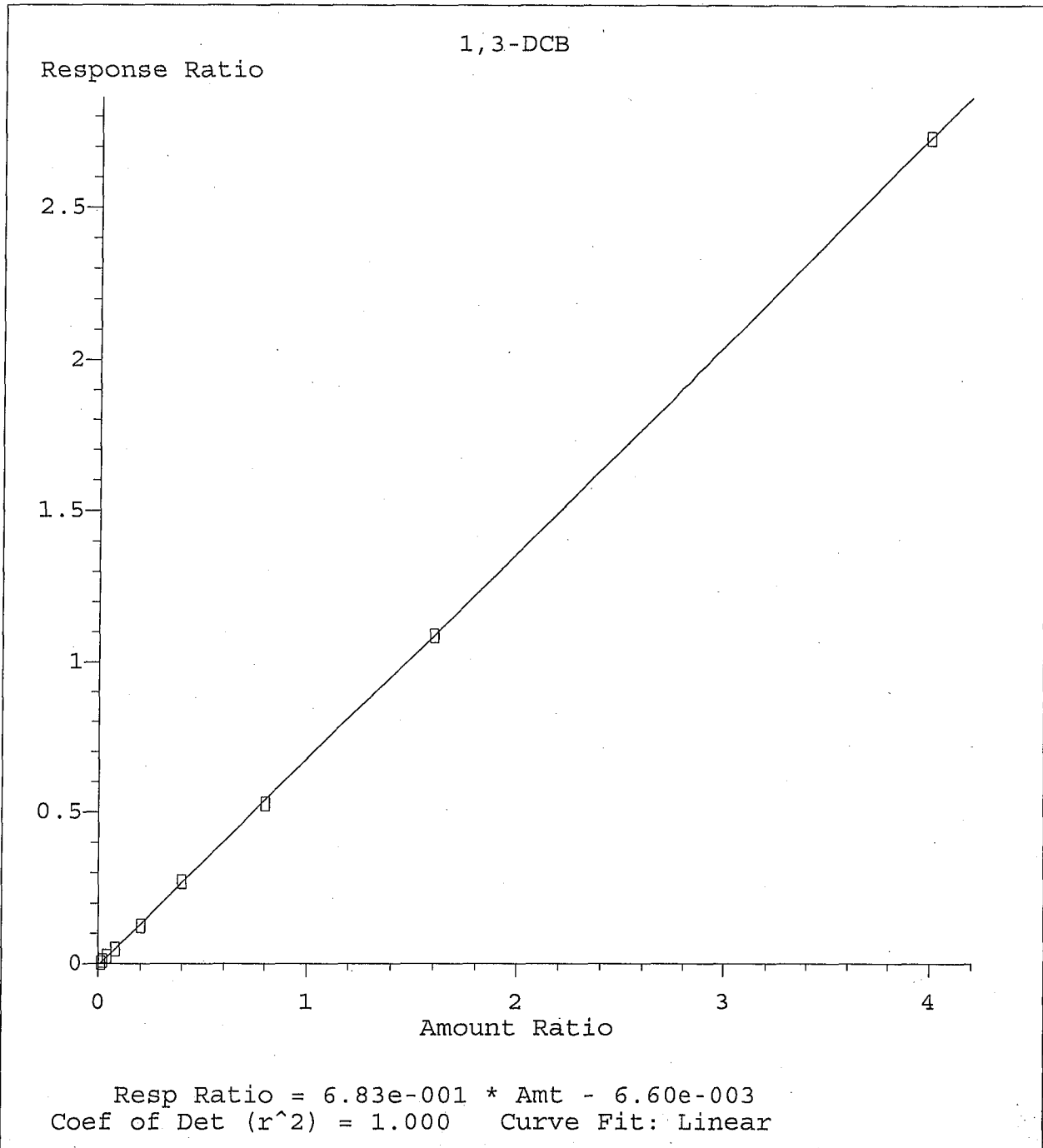
Method Name: M:\LOKI\DATA\211129\L1129W.M  
Calibration Table Last Updated: Tue Nov 30 10:12:54 2021



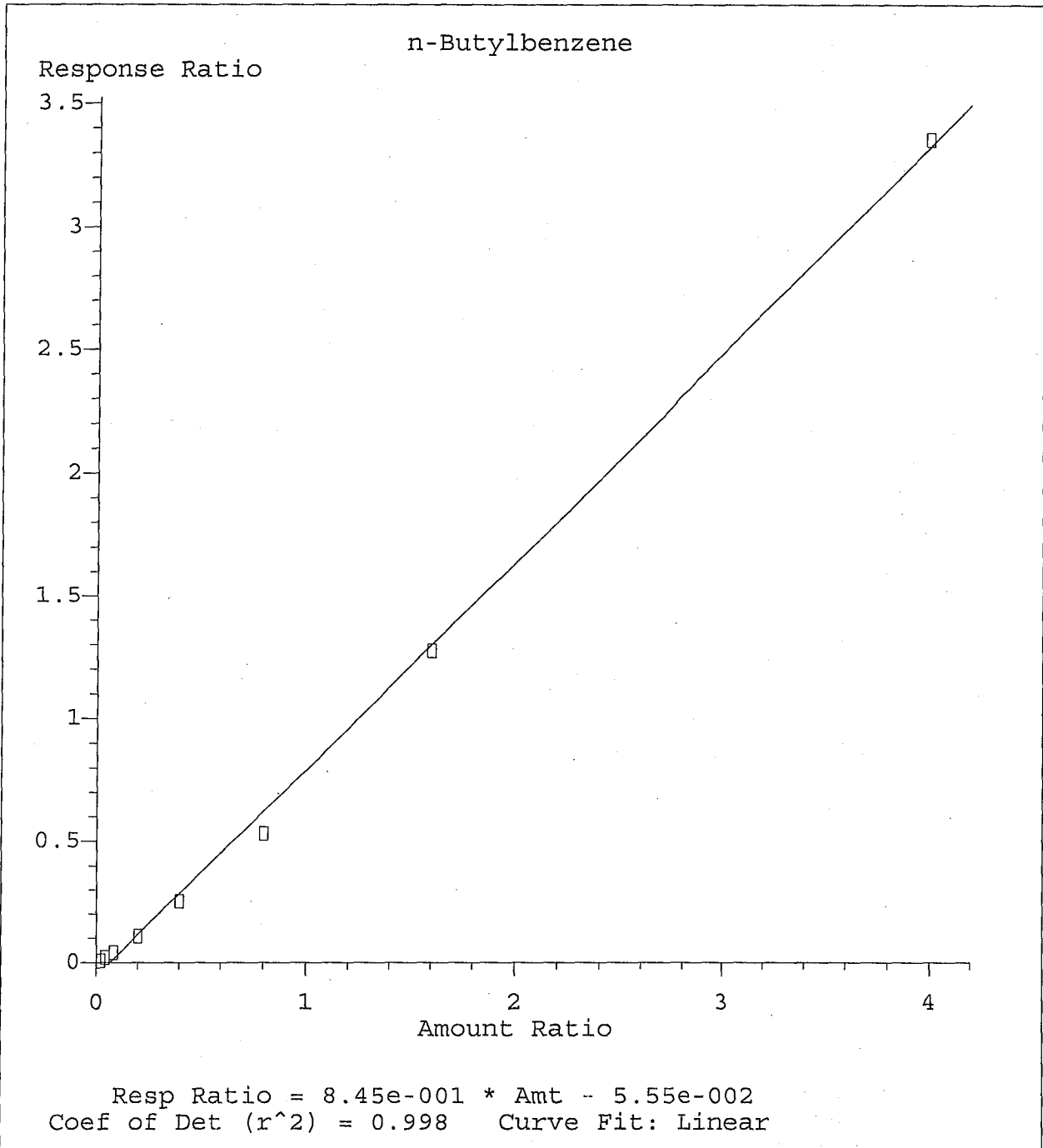
Method Name: M:\LOKI\DATA\211129\L1129W.M  
Calibration Table Last Updated: Tue Nov 30 10:12:54 2021



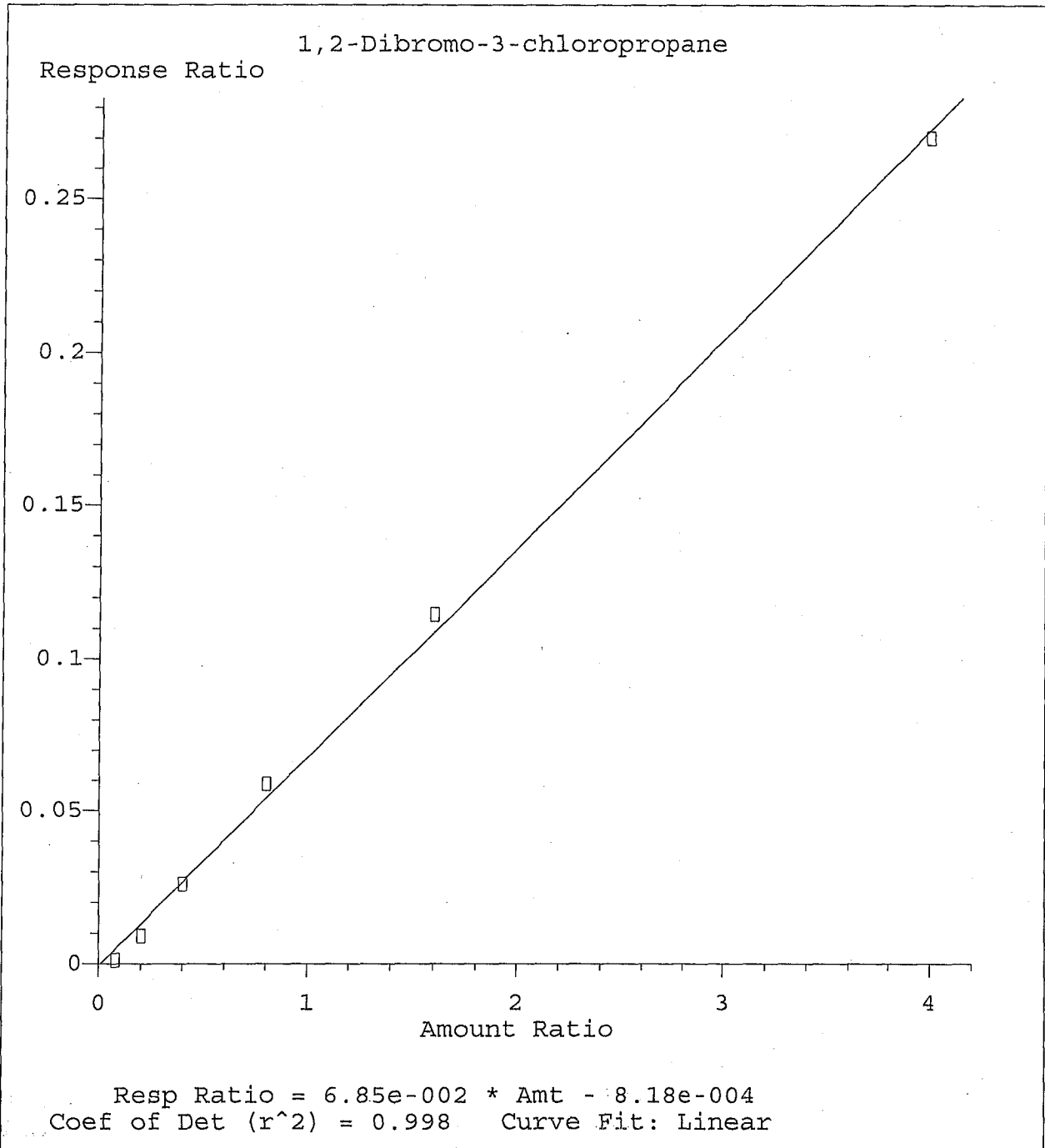
Method Name: M:\LOKI\DATA\211129\L1129W.M  
Calibration Table Last Updated: Tue Nov 30 10:12:54.2021



Method Name: M:\LOKI\DATA\211129\L1129W.M  
Calibration Table Last Updated: Tue Nov 30 10:12:54 2021

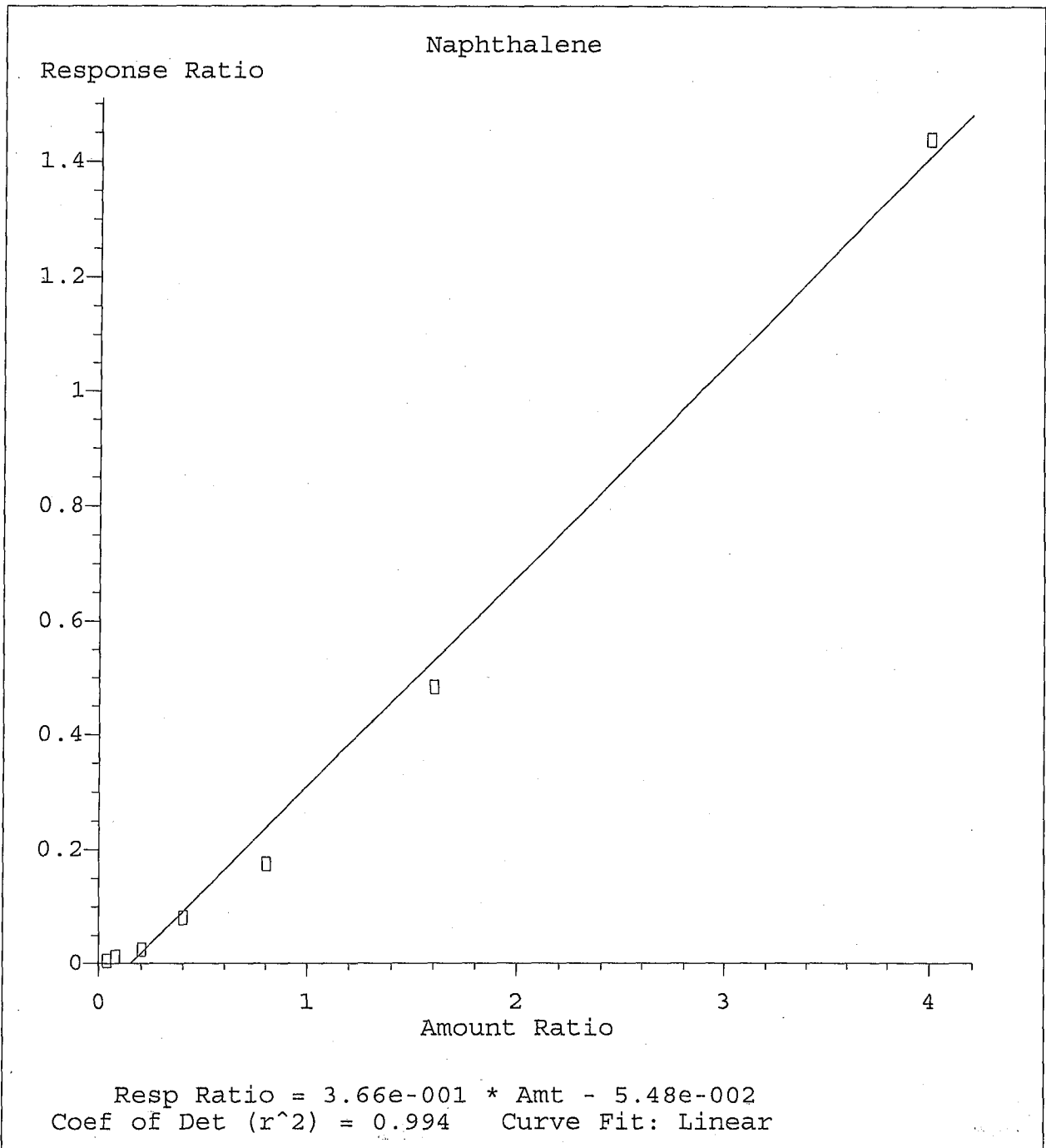


Method Name: M:\LOKI\DATA\211129\L1129W.M  
Calibration Table Last Updated: Tue Nov 30 10:12:54 2021

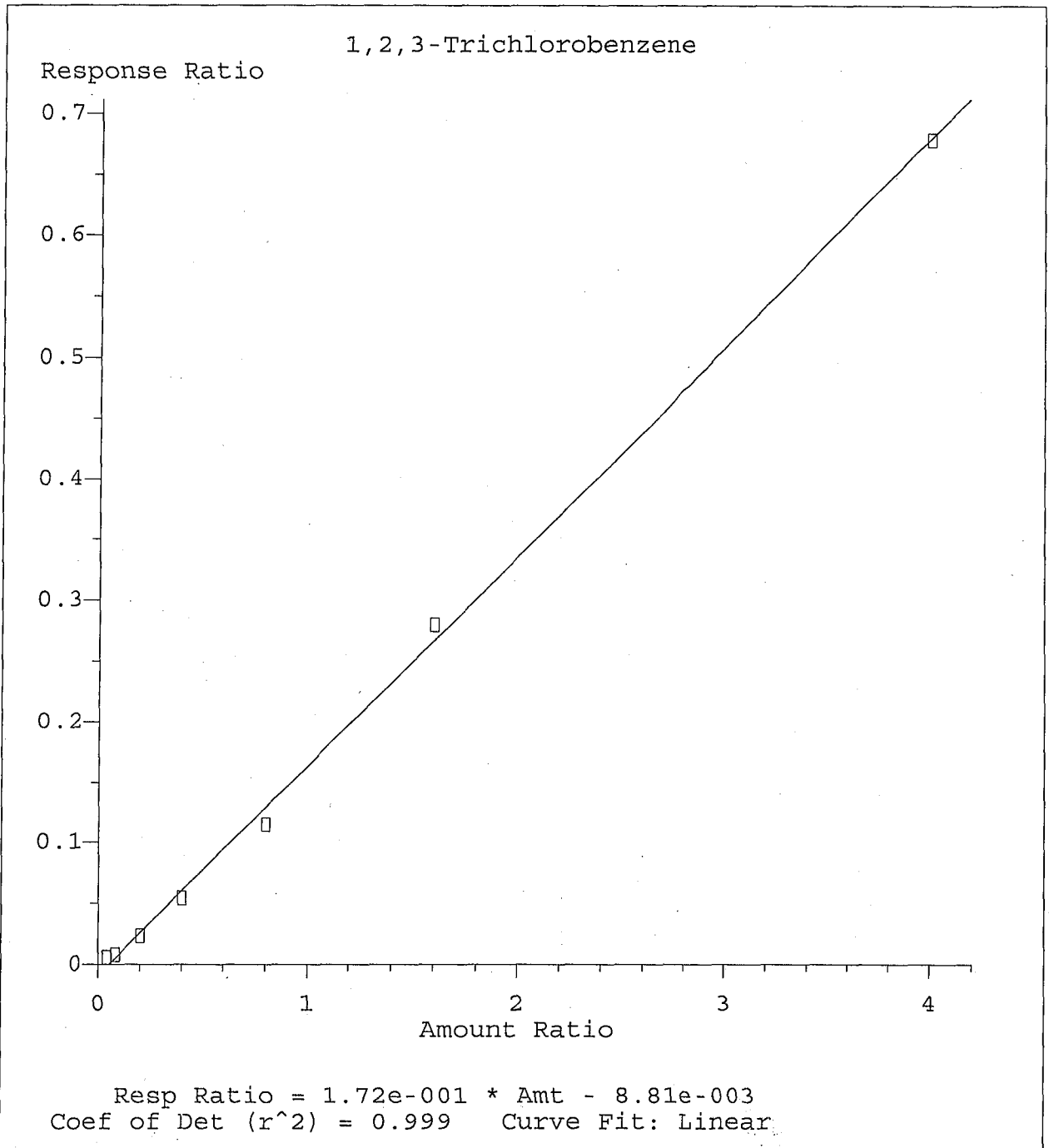


Method Name: M:\LOKI\DATA\211129\L1129W.M  
Calibration Table Last Updated: Tue Nov 30 10:12:54 2021





Method Name: M:\LOKI\DATA\211129\L1129W.M  
Calibration Table Last Updated: Tue Nov 30 10:12:54 2021



Method Name: M:\LOKI\DATA\211129\L1129W.M  
Calibration Table Last Updated: Tue Nov 30 10:12:54 2021

VOLATILE ORGANIC ANALYSIS  
VOLATILE ORGANIC COMPOUNDS

Form 7

Second Source Calibration

Lab Name: APPL, Inc.  
Case No: \_\_\_\_\_  
Matrix: Water

SDG No: \_\_\_\_\_  
Date Analyzed: 11/29/2021  
Instrument: Loki  
Initial Cal. Date: 11/29/2021  
Data File: 1129L16.D

		Compound	MEAN	CCRF	%D	%Drift
1	TMCL	Dichlorodifluoromethane	0.2334	0.1572	33	TMCL 0.28
2	TM	Freon 114	0.1011	0.1146	13	TM
3	TMC**	Chloromethane	0.1894	0.1415	25	TMC**L 5.8
4	TMC*L	Vinyl chloride	0.1130	0.1233	9.1	TMC*L 2.2
5	TMCL	Bromomethane	0.1642	0.1683	2.5	TMCL 22 *NT
6	TMC	Chloroethane	0.0819	0.0754	8.0	TMC
7	TM	Dichlorofluoromethane	0.2396	0.2207	7.9	TM
8	TMC	Trichlorofluoromethane	0.1730	0.1536	11	TMC
9	TM	Acrolein	0.0102	0.0083	19	TM
10	TMC	Acetone	0.0365	0.0313	14	TMC
11	TMC	Freon-113	0.1182	0.1154	2.3	TMC
12	TMC*	1,1-DCE	0.1710	0.1651	3.5	TMC*
13	TMQ	t-Butanol	0.0031	0.0036	17	TMQ 4.6
14	TM	Acetonitrile	0.0158	0.0142	10	TM
15	TMC	Methyl Acetate	0.0882	0.0791	10	TMC
16	TML	Iodomethane	0.0811	0.0832	2.7	TML 3.6
17	TM	Acrylonitrile	0.0367	0.0365	0.45	TM
18	TMCL	Methylene chloride	0.1315	0.1430	8.7	TMCL 4.2
19	TMC	Carbon disulfide	0.2065	0.2043	1.1	TMC
20	TMCL	Methyl t-butyl ether (MtBE)	0.0407	0.0390	4.3	TMCL 14
21	TMCL	Trans-1,2-DCE	0.1351	0.1452	7.5	TMCL 1.4
22	TML	Diisopropyl Ether	0.2153	0.2322	7.8	TML 3.4
23	TMC**	1,1-DCA	0.1658	0.1885	14	TMC**L 0.32
24	TML	Vinyl Acetate	0.0627	0.0514	18	TML 5.6
25	TMC	MEK (2-Butanone)	0.0346	0.0336	3.1	TMC
26	TMCL	Cis-1,2-DCE	0.1388	0.1460	5.2	TMCL 3.6
27	TM	2,2-Dichloropropane	0.1416	0.1443	1.9	TM
28	TMC*L	Chloroform	0.2093	0.2370	13	TMC*L 0.58
29	TM	Bromochloromethane	0.1016	0.1052	3.6	TM
30	TMCL	1,1,1-TCA	0.1986	0.2167	9.1	TMCL 0.08
31	TMCL	Cyclohexane	0.0988	0.1136	15	TMCL 5.9
32	TML	1,1-Dichloropropene	0.1204	0.1349	12	TML 3.8
33	TM	2,2,4-Trimethylpentane	0.1014	0.0897	12	TM
34	TMCL	Carbon Tetrachloride	0.1841	0.1906	3.5	TMCL 3.5
35	TML	Tert Amyl Methyl Ether	0.0000	0.0345	0.00	TML
36	TMCL	1,2-DCA	0.1711	0.1861	8.8	TMCL 1.7
37	TMC	Benzene	0.4277	0.4641	8.5	TMC
38	TMCL	TCE	0.1485	0.1744	17	TMCL 8.7
39	TM	2-Pentanone	0.0560	0.0573	2.3	TM
40	TMC*L	1,2-Dichloropropane	0.1057	0.1178	11	TMC*L 2.8

Average

9.4

VOLATILE ORGANIC ANALYSIS  
VOLATILE ORGANIC COMPOUNDS

Form 7

Second Source Calibration

Lab Name: APPL, Inc.  
Case No: \_\_\_\_\_  
Matrix: Water

SDG No: \_\_\_\_\_  
Date Analyzed: 11/29/2021  
Instrument: Loki  
Cal. Date: 11/29/2021  
Data File: 1129L16.D

		Compound	MEAN	CCRF	%D	%Drift	
41	TMC	Bromodichloromethane	0.1815	0.1888	4.0	TMC	
42	TMCL	Methyl Cyclohexane	0.0745	0.0787	5.5	TMCL	6.4
43	TM	Dibromomethane	0.1290	0.1298	0.60	TM	
44	TMC	MIBK (methyl isobutyl ketone)	0.0657	0.0687	4.6	TMC	
45	TML	1-Bromo-2-chloroethane	0.0947	0.0846	11	TML	1.1
46	TMCL	Cis-1,3-Dichloropropene	0.1452	0.1609	11	TMCL	2.7
47	TMC*	Toluene	0.4988	0.5301	6.3	TMC*	
48	TMC	Trans-1,3-Dichloropropene	0.0906	0.0856	5.6	TMC	
49	TMCL	1,1,2-TCA	0.1186	0.1382	16	TMCL	2.3
50	TMCL	2-Hexanone	0.0316	0.0353	12	TMCL	12
51	TMCL	1,2-EDB	0.1568	0.1591	1.5	TMCL	3.2
52	TMC	Tetrachloroethene	0.1253	0.1240	1.0	TMC	
53	TML	1-Chlorohexane	0.1967	0.1257	36	TML	14
54	TML	1,1,1,2-Tetrachloroethane	0.1800	0.1855	3.0	TML	1.4
55	TMCL	m&p-Xylene	0.4444	0.4952	11	TMCL	7.0
56	TMCL	o-Xylene	0.4314	0.4969	15	TMCL	7.1
57	TMCL	Styrene	0.3268	0.3837	17	TMCL	6.2
58	TM	1,3-Dichloropropane	0.2148	0.2246	4.6	TM	
59	TMCL	Dibromochloromethane	0.1745	0.1869	7.1	TMCL	3.5
60	TMC**	Chlorobenzene	0.4633	0.4730	2.1	TMC**	
61	TMC*	Ethylbenzene	0.3487	0.3546	2.3	TMC*	
62	TMC**	Bromoform	0.1282	0.1412	10	TMC**L	5.7
63	TMCL	Isopropylbenzene	0.8012	0.9035	13	TMCL	2.3
64	TMC**	1,1,1,2-Tetrachloroethane	0.3096	0.2700	13	TMC**L	11
65	TML	1,2,3-Trichloropropane	0.1001	0.1024	2.3	TML	6.0
66	TML	t-1,4-Dichloro-2-Butene	0.0230	0.0236	2.6	TML	20
67	TM	Bromobenzene	0.3184	0.3437	7.9	TM	
68	TM	n-Propylbenzene	0.8952	1.042	16	TM	
69	TML	4-Ethyltoluene	0.7866	0.8813	12	TML	7.7
70	TML	2-Chlorotoluene	0.6786	0.7472	10	TML	9.3
71	TML	1,3,5-Trimethylbenzene	0.7007	0.8500	21	TML	4.1
72	TML	4-Chlorotoluene	0.7285	0.9094	25	TML	2.0
73	TML	Tert-Butylbenzene	0.6111	0.7228	18	TML	4.2
74	TML	1,2,4-Trimethylbenzene	0.6794	0.8689	28	TML	1.7
75	TML	Sec-Butylbenzene	0.8602	1.006	17	TML	3.6
76	TML	p-Isopropyltoluene	0.7648	0.8894	16	TML	1.0
77	TML	Benzyl Chloride	0.0878	0.0911	3.8	TML	4.1
78	TMCL	1,3-DCB	0.5907	0.7151	21	TMCL	7.0
79	TMC	1,4-DCB	0.6606	0.7285	10	TMC	
80	TML	n-Butylbenzene	0.6141	0.7272	18	TML	2.4

Average

11.0

VOLATILE ORGANIC ANALYSIS  
VOLATILE ORGANIC COMPOUNDS

Form 7

Second Source Calibration

Lab Name: APPL, Inc.  
Case No: \_\_\_\_\_  
Matrix: Water

SDG No: \_\_\_\_\_  
Date Analyzed: 11/29/2021  
Instrument: Loki  
Cal. Date: 11/29/2021  
Data File: 1129L16.D

		Compound	MEAN	CCRF	%D	%Drift	
81	TMC	1,2-DCB	0.6230	0.6664	7.0	TMC	
82	TM	Hexachloroethane	0.2151	0.1936	10	TM	
83	TMCL	1,2-Dibromo-3-chloropropane	0.0565	0.0650	15	TMCL	2.1
84	TMC	1,2,4-Trichlorobenzene	0.1658	0.2046	23	TMC	*NT
85	TM	Hexachlorobutadiene	0.1033	0.1035	0.18	TM	
86	TML	Naphthalene	0.2101	0.3349	59	TML	29 *NT
87	TML	1,2,3-Trichlorobenzene	0.1417	0.1648	16	TML	8.4
88							
89							
90							
91							
92							
93							
94							
95							
96							
97							
98							
99							
100							
101							
102							
103							
104							
105							
106							
107							
108							
109							
110							
111							
112							
113							
114							
115							
116							
117							
118							
119							
120							

Average

18.6

Data File : M:\LOKI\DATA\211129\1129L16.D  
 Acq On : 29 Nov 21 19:48  
 Sample : (SS) 10ug/L VOC STD 11/29/21  
 Misc : IS&S: 9/1/21

Vial: 14  
 Operator:  
 Inst : Loki  
 Multiplr: 1.00

Quant Time: Nov 30 10:13 2021

Quant Results File: L1129W.RES

Quant Method : M:\LOKI\DATA\211129\L1129W.M (RTE Integrator)  
 Title : METHOD 8260B  
 Last Update : Tue Nov 30 10:12:54 2021  
 Response via : Initial Calibration  
 DataAcq Meth : L8260

Internal Standards	R.T.	QIon	Response	Conc	Units	Dev (Min)
1) Fluorobenzene (IS)	6.31	96	68711	25.00	ppb	0.00
56) Chlorobenzene-D5 (IS)	9.78	117	60026	25.00	ppb	0.00
71) 1,4-Dichlorobenzene-D4 (IS)	12.36	152	41914	25.00	ppb	0.00
<b>System Monitoring Compounds</b>						
32) Dibromofluoromethane (S)	5.45	113	20224	23.69	ppb	0.00
Spiked Amount	25.000		Recovery	=	94.780%	
37) 1,2-DCA-D4 (S)	5.87	65	21123	23.85	ppb	0.00
Spiked Amount	25.000		Recovery	=	95.416%	
57) Toluene-D8 (S)	8.18	98	67992	26.06	ppb	0.00
Spiked Amount	25.000		Recovery	=	104.248%	
65) 4-Bromofluorobenzene (S)	11.07	174	26990	25.96	ppb	0.00
Spiked Amount	25.000		Recovery	=	103.840%	
<b>Target Compounds</b>						
2) Dichlorodifluoromethane	1.08	85	4321	9.97	ppb	99
3) Freon 114	1.18	85	3150	11.34	ppb	96
4) Chloromethane	1.22	50	3888	9.42	ppb	96
5) Vinyl chloride	1.31	62	3389	10.22	ppb	93
6) Bromomethane	1.56	96	4626	7.76	ppb	82
7) Chloroethane	1.65	64	2071	9.20	ppb	93
8) Dichlorofluoromethane	1.84	67	6065	9.21	ppb	94
9) Trichlorofluoromethane	1.88	101	4221	8.88	ppb	87
10) Acrolein	2.28	56	2847	101.27	ppb	92
11) Acetone	2.45	43	4298	42.89	ppb	# 80
12) Freon-113	2.39	101	3173	9.77	ppb	93
13) 1,1-DCE	2.37	61	4537	9.65	ppb	96
14) t-Butanol	3.16	59	1234	119.21	ppb	93
15) Acetonitrile	2.75	41	4882	112.44	ppb	98
16) Methyl Acetate	2.84	43	2175	8.97	ppb	99
17) Iodomethane	2.51	142	2288	10.36	ppb	96
18) Acrylonitrile	3.25	53	1004	9.95	ppb	96
19) Methylene chloride	2.92	84	3930	10.42	ppb	97
20) Carbon disulfide	2.57	76	5614	9.89	ppb	99
21) Methyl t-butyl ether (MtBE)	3.32	73	1072	11.36	ppb	100
22) Trans-1,2-DCE	3.26	61	3990	10.14	ppb	97
23) Diisopropyl Ether	4.07	45	6381	9.66	ppb	98
24) 1,1-DCA	3.87	63	5182	10.03	ppb	98
25) Vinyl Acetate	4.07	43	1412	9.44	ppb	100
27) MEK (2-Butanone)	4.85	43	4611	48.47	ppb	96
28) Cis-1,2-DCE	4.77	61	4013	9.64	ppb	95
29) 2,2-Dichloropropane	4.74	77	3966	10.19	ppb	89

(#) = qualifier out of range (m) = manual integration  
 1129L16.D L1129W.M Tue Nov 30 13:19:37 2021

Data File : M:\LOKI\DATA\211129\1129L16.D  
 Acq On : 29 Nov 21 19:48  
 Sample : (SS) 10ug/L VOC STD 11/29/21  
 Misc : IS&S: 9/1/21

Vial: 14  
 Operator:  
 Inst : Loki  
 Multiplr: 1.00

Quant Time: Nov 30 10:13 2021

Quant Results File: L1129W.RES

Quant Method : M:\LOKI\DATA\211129\L1129W.M (RTE Integrator)  
 Title : METHOD 8260B  
 Last Update : Tue Nov 30 10:12:54 2021  
 Response via : Initial Calibration  
 DataAcq Meth : L8260

Compound	R.T.	QIon	Response	Conc	Unit	Qvalue
30) Chloroform	5.24	83	6513	10.06	ppb	97
31) Bromochloromethane	5.09	130	2891	10.36	ppb	91
33) 1,1,1-TCA	5.44	97	5956	9.99	ppb	98
34) Cyclohexane	5.50	56	3122	9.41	ppb	# 83
35) 1,1-Dichloropropene	5.67	75	3709	10.38	ppb	88
36) 2,2,4-Trimethylpentane	6.07	57	2466	8.85	ppb	93
38) Carbon Tetrachloride	5.66	119	5238	9.65	ppb	95
40) 1,2-DCA	5.97	62	5115	10.17	ppb	98
41) Benzene	5.93	78	12756	10.85	ppb	95
42) TCE	6.75	130	4794	10.87	ppb	94
43) 2-Pentanone	7.03	43	19672	127.88	ppb	99
44) 1,2-Dichloropropane	7.02	63	3237	10.28	ppb	94
45) Bromodichloromethane	7.36	83	5189	10.40	ppb	98
46) Methyl Cyclohexane	6.97	98	2162	10.64	ppb	81
47) Dibromomethane	7.15	174	3567	10.06	ppb	96
49) MIBK (methyl isobutyl ket	8.10	43	9444	52.31	ppb	95
50) 1-Bromo-2-chloroethane	7.70	63	2324	9.89	ppb	95
51) Cis-1,3-Dichloropropene	7.88	75	4421	9.73	ppb	96
52) Toluene	8.25	91	14570	10.63	ppb	98
53) Trans-1,3-Dichloropropene	8.52	75	2352	9.44	ppb	97
54) 1,1,2-TCA	8.72	97	3797	10.23	ppb	88
55) 2-Hexanone	9.04	43	4845	44.18	ppb	97
58) 1,2-EDB	9.25	107	3820	9.68	ppb	88
59) Tetrachloroethene	8.86	166	2978	9.90	ppb	92
60) 1-Chlorohexane	9.81	91	3017	8.58	ppb	93
61) 1,1,1,2-Tetrachloroethane	9.90	131	4453	9.86	ppb	76
62) m&p-Xylene	10.07	91	23780	18.59	ppb	97
63) o-Xylene	10.51	91	11930	9.29	ppb	99
64) Styrene	10.52	104	9214	9.38	ppb	96
66) 1,3-Dichloropropane	8.90	76	5392	10.46	ppb	94
67) Dibromochloromethane	9.14	129	4487	9.65	ppb	97
68) Chlorobenzene	9.80	112	11357	10.21	ppb	98
69) Ethylbenzene	9.94	91	8514	10.23	ppb	100
70) Bromoform	10.71	173	3390	9.43	ppb	99
72) Isopropylbenzene	10.92	105	15147	9.77	ppb	100
73) 1,1,2,2-Tetrachloroethane	11.24	83	4527	8.86	ppb	87
74) 1,2,3-Trichloropropane	11.28	110	1717	9.40	ppb	86
75) t-1,4-Dichloro-2-Butene	11.31	53	395	12.03	ppb	79
76) Bromobenzene	11.23	158	5763	10.79	ppb	94
77) n-Propylbenzene	11.37	91	17473	11.64	ppb	96
78) 4-Ethyltoluene	11.50	105	14775	9.23	ppb	98
79) 2-Chlorotoluene	11.45	91	12528	9.07	ppb	94

(#) = qualifier out of range (m) = manual integration  
 1129L16.D L1129W.M Tue Nov 30 13:19:38 2021

Page 2

Data File : M:\LOKI\DATA\211129\1129L16.D  
Acq On : 29 Nov 21 19:48  
Sample : (SS) 10ug/L VOC STD 11/29/21  
Misc : IS&S: 9/1/21

Vial: 14  
Operator:  
Inst : Loki  
Multiplr: 1.00

Quant Time: Nov 30 10:13 2021

Quant Results File: L1129W.RES

Quant Method : M:\LOKI\DATA\211129\L1129W.M (RTE Integrator)  
Title : METHOD 8260B  
Last Update : Tue Nov 30 10:12:54 2021  
Response via : Initial Calibration  
DataAcq Meth : L8260

Compound	R.T.	QIon	Response	Conc	Unit	Qvalue
80) 1,3,5-Trimethylbenzene	11.57	105	14250	9.59	ppb	92
81) 4-Chlorotoluene	11.57	91	15246	10.20	ppb	99
82) Tert-Butylbenzene	11.93	119	12118	9.58	ppb	98
83) 1,2,4-Trimethylbenzene	11.98	105	14568	9.83	ppb	93
84) Sec-Butylbenzene	12.18	105	16861	9.64	ppb	100
85) p-Isopropyltoluene	12.35	119	14911	9.90	ppb	90
86) Benzyl Chloride	12.54	91	1527	10.41	ppb #	73
87) 1,3-DCB	12.28	146	11989	10.70	ppb	96
88) 1,4-DCB	12.39	146	12213	11.03	ppb	96
89) n-Butylbenzene	12.80	91	12192	10.24	ppb	97
90) 1,2-DCB	12.80	146	11173	10.70	ppb	92
91) Hexachloroethane	13.09	117	3245	9.00	ppb	98
92) 1,2-Dibromo-3-chloropropan	13.68	157	1089	9.79	ppb	93
93) 1,2,4-Trichlorobenzene	14.61	180	3430	12.34	ppb	98
94) Hexachlorobutadiene	14.82	225	1735	10.02	ppb	88
95) Naphthalene	14.88	128	5615	12.91	ppb	95
96) 1,2,3-Trichlorobenzene	15.15	182	2763	10.84	ppb	96

(#) = qualifier out of range (m) = manual integration  
1129L16.D L1129W.M Tue Nov 30 13:19:38 2021


Page 3



Quant Time: Nov 30 10:13 2021

Quant Results File: L1129W.RES

Method : M:\LOKI\DATA\211129\L1129W.M (RTE Integrator)  
Title : METHOD 8260B  
Last Update : Tue Nov 30 10:12:54 2021  
Response via : Initial Calibration



VOLATILE ORGANIC ANALYSIS  
VOLATILE ORGANIC COMPOUNDS

Form 7

Continuing Calibration

Lab Name: APPL, Inc.  
Case No: \_\_\_\_\_  
Matrix: Water

SDG No: \_\_\_\_\_  
Date Analyzed: 11/30/2021  
Instrument: Loki  
Initial Cal. Date: 11/29/2021  
Data File: 1129L26.D

	Compound	MEAN	CCRF	%D	%Drift	
1	I Fluorobenzene (IS)	ISTD			I	
2	TMCL Dichlorodifluoromethane	0.2334	0.1562	33	TMCL	0.96
3	TM Freon 114	0.1011	0.1080	6.9	TM	
4	TMC** Chloromethane	0.1894	0.1444	24	TMC**L	3.8
5	TMC*L Vinyl chloride	0.1130	0.1293	14	TMC*L	7.2
6	TMCL Bromomethane	0.1642	0.1366	17	TMCL	36 *NT
7	TMC Chloroethane	0.0819	0.0738	9.9	TMC	
8	TM Dichlorofluoromethane	0.2396	0.2330	2.8	TM	
9	TMC Trichlorofluoromethane	0.1730	0.1617	6.5	TMC	
10	TM Acrolein	0.0102	0.0080	21	TM	*NT
11	TMC Acetone	0.0365	0.0288	21	TMC	*NT
12	TMC Freon-113	0.1182	0.1198	1.3	TMC	
13	TMC* 1,1-DCE	0.1710	0.1624	5.0	TMC*	
14	TMQ t-Butanol	0.0031	0.0028	7.2	TMQ	14
15	TM Acetonitrile	0.0158	0.0127	19	TM	
16	TMC Methyl Acetate	0.0882	0.0727	18	TMC	
17	TML Iodomethane	0.0811	0.0576	29	TML	18
18	TM Acrylonitrile	0.0367	0.0345	5.9	TM	
19	TMCL Methylene chloride	0.1315	0.1295	1.5	TMCL	6.0
20	TMC Carbon disulfide	0.2065	0.1853	10	TMC	
21	TMCL Methyl t-butyl ether (MtBE)	0.0407	0.0365	10	TMCL	9.1
22	TMCL Trans-1,2-DCE	0.1351	0.1486	10.0	TMCL	3.8
23	TML Diisopropyl Ether	0.2153	0.2397	11	TML	0.69
24	TMC** 1,1-DCA	0.1658	0.1894	14	TMC**L	0.78
25	TML Vinyl Acetate	0.0627	0.0495	21	TML	9.0
26	TMC MEK (2-Butanone)	0.0346	0.0315	9.1	TMC	
27	TMCL Cis-1,2-DCE	0.1388	0.1478	6.5	TMCL	2.5
28	TM 2,2-Dichloropropane	0.1416	0.1340	5.4	TM	
29	TMC*L Chloroform	0.2093	0.2412	15	TMC*L	2.4
30	TM Bromochloromethane	0.1016	0.1021	0.49	TM	
31	S Dibromofluoromethane(S)	0.3105	0.2924	5.9	S	
32	TMCL 1,1,1-TCA	0.1986	0.2269	14	TMCL	4.7
33	TMCL Cyclohexane	0.0988	0.1162	18	TMCL	4.1
34	TML 1,1-Dichloropropene	0.1204	0.1312	8.9	TML	1.2
35	TM 2,2,4-Trimethylpentane	0.1014	0.0882	13	TM	
36	S 1,2-DCA-D4(S)	0.3222	0.3075	4.6	S	
37	TMCL Carbon Tetrachloride	0.1841	0.1960	6.4	TMCL	0.80
38	TML Tert Amyl Methyl Ether	0.0000	0.0284	0.00	TML	
39	TMCL 1,2-DCA	0.1711	0.1786	4.4	TMCL	2.6
40	TMC Benzene	0.4277	0.4576	7.0	TMC	
Average				11.2		

VOLATILE ORGANIC ANALYSIS  
VOLATILE ORGANIC COMPOUNDS

Form 7

Continuing Calibration

Lab Name: APPL, Inc.  
Case No: \_\_\_\_\_  
Matrix: Water

SDG No: \_\_\_\_\_  
Date Analyzed: 11/30/2021  
Instrument: Loki  
Cal. Date: 11/29/2021  
Data File: 1129L26.D

		Compound	MEAN	CCRF	%D		%Drift
41	TMCL	TCE	0.1485	0.1656	12	TMCL	3.3
42	TM	2-Pentanone	0.0560	0.0509	9.1	TM	
43	TMCL*	1,2-Dichloropropane	0.1057	0.1158	9.6	TMCL*	1.2
44	TMC	Bromodichloromethane	0.1815	0.1868	2.9	TMC	
45	TMCL	Methyl Cyclohexane	0.0745	0.0748	0.40	TMCL	2.5
46	TM	Dibromomethane	0.1290	0.1278	0.95	TM	
47	TMC	MIBK (methyl isobutyl ketone)	0.0657	0.0613	6.7	TMC	
48	TML	1-Bromo-2-chloroethane	0.0947	0.0812	14	TML	5.0
49	TMCL	Cis-1,3-Dichloropropene	0.1452	0.1626	12	TMCL	1.8
50	TMCL*	Toluene	0.4988	0.5336	7.0	TMCL*	
51	TMC	Trans-1,3-Dichloropropene	0.0906	0.0825	9.0	TMC	
52	TMCL	1,1,2-TCA	0.1186	0.1322	11	TMCL	1.9
53	TMCL	2-Hexanone	0.0316	0.0290	8.2	TMCL	25
54	I	Chlorobenzene-D5 (IS)	ISTD			I	
55	S	Toluene-D8(S)	1.087	1.125	3.5	S	
56	TMCL	1,2-EDB	0.1568	0.1530	2.4	TMCL	6.8
57	TMC	Tetrachloroethene	0.1253	0.1207	3.7	TMC	
58	TML	1-Chlorohexane	0.1967	0.1315	33	TML	11
59	TML	1,1,1,2-Tetrachloroethane	0.1800	0.1843	2.4	TML	2.0
60	TMCL	m&p-Xylene	0.4444	0.4916	11	TMCL	7.6
61	TMCL	o-Xylene	0.4314	0.4931	14	TMCL	7.7
62	TMCL	Styrene	0.3268	0.3677	13	TMCL	9.4
63	S	4-Bromofluorobenzene(S)	0.4330	0.4434	2.4	S	
64	TM	1,3-Dichloropropane	0.2148	0.2195	2.2	TM	
65	TMCL	Dibromochloromethane	0.1745	0.1865	6.9	TMCL	3.7
66	TMCL**	Chlorobenzene	0.4633	0.4675	0.91	TMCL**	
67	TMCL*	Ethylbenzene	0.3467	0.3677	6.0	TMCL*	
68	TMCL**	Bromoform	0.1282	0.1359	6.0	TMCL**	8.9
69	I	1,4-Dichlorobenzene-D4 (IS)	ISTD			I	
70	TMCL	Isopropylbenzene	0.8012	0.9268	16	TMCL	0.11
71	TMCL**	1,1,2,2-Tetrachloroethane	0.3096	0.2660	14	TMCL**	13
72	TML	1,2,3-Trichloropropane	0.1001	0.0950	5.2	TML	13
73	TML	t-1,4-Dichloro-2-Butene	0.0230	0.0109	53	TML	15
74	TM	Bromobenzene	0.3184	0.3144	1.3	TM	
75	TM	n-Propylbenzene	0.8952	1.031	15	TM	
76	TML	4-Ethyltoluene	0.7866	0.9007	15	TML	5.9
77	TML	2-Chlorotoluene	0.6786	0.7074	4.2	TML	15
78	TML	1,3,5-Trimethylbenzene	0.7007	0.8797	26	TML	1.0
79	TML	4-Chlorotoluene	0.7285	0.8597	18	TML	3.4
80	TML	Tert-Butylbenzene	0.6111	0.7323	20	TML	3.1

\*NT

Average

10.5

VOLATILE ORGANIC ANALYSIS  
VOLATILE ORGANIC COMPOUNDS

Form 7

Continuing Calibration

Lab Name: APPL, Inc.  
Case No: \_\_\_\_\_  
Matrix: Water

SDG No: \_\_\_\_\_  
Date Analyzed: 11/30/2021  
Instrument: Loki  
Cal. Date: 11/29/2021  
Data File: 1129L26.D

		Compound	MEAN	CCRF	%D		%Drift
81	TML	1,2,4-Trimethylbenzene	0.6794	0.8181	20	TML	6.8
82	TML	Sec-Butylbenzene	0.8602	0.9763	13	TML	6.1
83	TML	p-Isopropyltoluene	0.7648	0.8643	13	TML	3.4
84	TML	Benzyl Chloride	0.0878	0.0723	18	TML	9.7
85	TMCL	1,3-DCB	0.5907	0.6818	15	TMCL	2.2
86	TMC	1,4-DCB	0.6606	0.6768	2.5	TMC	
87	TML	n-Butylbenzene	0.6141	0.6168	0.43	TML	11
88	TMC	1,2-DCB	0.6230	0.6208	0.35	TMC	
89	TM	Hexachloroethane	0.2151	0.2043	5.0	TM	
90	TMCL	1,2-Dibromo-3-chloropropane	0.0565	0.0585	3.5	TMCL	12
91	TMC	1,2,4-Trichlorobenzene	0.1658	0.1443	13	TMC	
92	TM	Hexachlorobutadiene	0.1033	0.1026	0.64	TM	
93	TML	Naphthalene	0.2101	0.1520	28	TML	21
94	TML	1,2,3-Trichlorobenzene	0.1417	0.1217	14	TML	17
95							
96							
97							
98							
99							
100							
101							
102							
103							
104							
105							
106							
107							
108							
109							
110							
111							
112							
113							
114							
115							
116							
117							
118							
119							
120							

\*NT

Average

10.5

Quantitation Report (Not Reviewed)

Data File : M:\LOKI\DATA\211129\1129L26.D  
 Acq On : 30 Nov 21 00:24  
 Sample : 211129A CCV 10ug/L  
 Misc : IS&S: 9/1/21

Vial: 24  
 Operator:  
 Inst : Loki  
 Multiplr: 1.00

Quant Time: Nov 30 13:21 2021

Quant Results File: L1129W.RES

Quant Method : M:\LOKI\DATA\211129\L1129W.M (RTE Integrator)  
 Title : METHOD 8260B  
 Last Update : Tue Nov 30 10:12:54 2021  
 Response via : Initial Calibration  
 DataAcq Meth : L8260

Internal Standards	R.T.	QIon	Response	Conc	Units	Dev(Min)
1) Fluorobenzene (IS)	6.31	96	68318	25.00	ppb	0.00
56) Chlorobenzene-D5 (IS)	9.77	117	59015	25.00	ppb	0.00
71) 1,4-Dichlorobenzene-D4 (IS)	12.36	152	39777	25.00	ppb	0.00
<b>System Monitoring Compounds</b>						
32) Dibromofluoromethane (S)	5.45	113	19973	23.54	ppb	0.00
Spiked Amount	25.000		Recovery	=	94.140%	
37) 1,2-DCA-D4 (S)	5.87	65	21007	23.86	ppb	0.00
Spiked Amount	25.000		Recovery	=	95.436%	
57) Toluene-D8 (S)	8.18	98	66374	25.88	ppb	0.00
Spiked Amount	25.000		Recovery	=	103.512%	
65) 4-Bromofluorobenzene (S)	11.07	174	26170	25.60	ppb	0.00
Spiked Amount	25.000		Recovery	=	102.412%	
<b>Target Compounds</b>						<b>Qvalue</b>
2) Dichlorodifluoromethane	1.08	85	4268	9.90	ppb	93
3) Freon 114	1.18	85	2952	10.69	ppb	93
4) Chloromethane	1.22	50	3947	9.62	ppb	96
5) Vinyl chloride	1.31	62	3533	10.72	ppb	97
6) Bromomethane	1.56	96	3733	6.39	ppb	82
7) Chloroethane	1.66	64	2017	9.01	ppb	96
8) Dichlorofluoromethane	1.84	67	6367	9.72	ppb	98
9) Trichlorofluoromethane	1.88	101	4420	9.35	ppb	88
10) Acrolein	2.28	56	2749	98.35	ppb	98
11) Acetone	2.45	43	3933	39.48	ppb	91
12) Freon-113	2.40	101	3273	10.13	ppb	88
13) 1,1-DCE	2.37	61	4438	9.50	ppb	93
14) t-Butanol	3.15	59	969	107.33	ppb	# 76
15) Acetonitrile	2.75	41	4346	100.67	ppb	97
16) Methyl Acetate	2.83	43	1988	8.25	ppb	99
17) Iodomethane	2.52	142	1573	8.16	ppb	95
18) Acrylonitrile	3.25	53	944	9.41	ppb	94
19) Methylene chloride	2.92	84	3539	9.40	ppb	92
20) Carbon disulfide	2.57	76	5065	8.98	ppb	95
21) Methyl t-butyl ether (MtBE)	3.31	73	998	10.91	ppb	100
22) Trans-1,2-DCE	3.26	61	4061	10.38	ppb	98
23) Diisopropyl Ether	4.08	45	6551	9.93	ppb	100
24) 1,1-DCA	3.87	63	5175	10.08	ppb	97
25) Vinyl Acetate	4.07	43	1353	9.10	ppb	100
27) MEK (2-Butanone)	4.85	43	4299	45.45	ppb	96
28) Cis-1,2-DCE	4.76	61	4038	9.75	ppb	96
29) 2,2-Dichloropropane	4.75	77	3662	9.46	ppb	98

(#) = qualifier out of range (m429-m543) equal integration  
 1129L26.D L1129W.M Wed Dec 01 15:27:33 2021

Quantitation Report (Not Reviewed)

Data File : M:\LOKI\DATA\211129\1129L26.D  
 Acq On : 30 Nov 21 00:24  
 Sample : 211129A CCV 10ug/L  
 Misc : IS&S: 9/1/21

Vial: 24  
 Operator:  
 Inst : Loki  
 Multiplr: 1.00

Quant Time: Nov 30 13:21 2021

Quant Results File: L1129W.RES

Quant Method : M:\LOKI\DATA\211129\L1129W.M (RTE Integrator)  
 Title : METHOD 8260B  
 Last Update : Tue Nov 30 10:12:54 2021  
 Response via : Initial Calibration  
 DataAcq Meth : L8260

Compound	R.T.	QIon	Response	Conc	Unit	Qvalue
30) Chloroform	5.24	83	6592	10.24	ppb	89
31) Bromochloromethane	5.09	130	2789	10.05	ppb	91
33) 1,1,1-TCA	5.44	97	6200	10.47	ppb	98
34) Cyclohexane	5.50	56	3175	9.59	ppb	90
35) 1,1-Dichloropropene	5.67	75	3584	10.12	ppb	92
36) 2,2,4-Trimethylpentane	6.08	57	2409	8.69	ppb	92
38) Carbon Tetrachloride	5.66	119	5355	9.92	ppb	89
40) 1,2-DCA	5.97	62	4881	9.74	ppb	92
41) Benzene	5.93	78	12504	10.70	ppb	97
42) TCE	6.75	130	4525	10.33	ppb	95
43) 2-Pentanone	7.03	43	17380	113.63	ppb	98
44) 1,2-Dichloropropane	7.01	63	3165	10.12	ppb	96
45) Bromodichloromethane	7.36	83	5104	10.29	ppb	98
46) Methyl Cyclohexane	6.97	98	2045	10.25	ppb	88
47) Dibromomethane	7.15	174	3492	9.91	ppb	94
49) MIBK (methyl isobutyl ket	8.10	43	8370	46.63	ppb	95
50) 1-Bromo-2-chloroethane	7.69	63	2220	9.50	ppb	96
51) Cis-1,3-Dichloropropene	7.88	75	4444	9.82	ppb	95
52) Toluene	8.25	91	14583	10.70	ppb	99
53) Trans-1,3-Dichloropropene	8.52	75	2254	9.10	ppb	98
54) 1,1,2-TCA	8.72	97	3613	9.81	ppb	90
55) 2-Hexanone	9.03	43	3958	37.52	ppb	97
58) 1,2-EDB	9.25	107	3612	9.32	ppb	98
59) Tetrachloroethene	8.86	166	2850	9.63	ppb	94
60) 1-Chlorohexane	9.81	91	3105	8.92	ppb	99
61) 1,1,1,2-Tetrachloroethane	9.90	131	4351	9.80	ppb	89
62) m&p-Xylene	10.07	91	23208	18.47	ppb	96
63) o-Xylene	10.50	91	11640	9.23	ppb	96
64) Styrene	10.52	104	8681	9.06	ppb	97
66) 1,3-Dichloropropane	8.90	76	5181	10.22	ppb	94
67) Dibromochloromethane	9.14	129	4402	9.63	ppb	98
68) Chlorobenzene	9.80	112	11036	10.09	ppb	95
69) Ethylbenzene	9.94	91	8679	10.60	ppb	95
70) Bromoform	10.71	173	3208	9.11	ppb	87
72) Isopropylbenzene	10.91	105	14746	9.99	ppb	98
73) 1,1,2,2-Tetrachloroethane	11.25	83	4232	8.72	ppb	96
74) 1,2,3-Trichloropropane	11.28	110	1511	8.71	ppb #	57
75) t-1,4-Dichloro-2-Butene	11.30	53	173	8.54	ppb #	15
76) Bromobenzene	11.23	158	5002	9.87	ppb	97
77) n-Propylbenzene	11.37	91	16407	11.52	ppb	97
78) 4-Ethyltoluene	11.50	105	14331	9.41	ppb	95
79) 2-Chlorotoluene	11.45	91	11255	8.55	ppb	98

Quantitation Report (Not Reviewed)

Data File : M:\LOKI\DATA\211129\1129L26.D Vial: 24  
 Acq On : 30 Nov 21 00:24 Operator:  
 Sample : 211129A CCV 10ug/L Inst : Loki  
 Misc : IS&S: 9/1/21 Multiplr: 1.00

Quant Time: Nov 30 13:21 2021

Quant Results File: L1129W.RES

Quant Method : M:\LOKI\DATA\211129\L1129W.M (RTE Integrator)  
 Title : METHOD 8260B  
 Last Update : Tue Nov 30 10:12:54 2021  
 Response via : Initial Calibration  
 DataAcq Meth : L8260

Compound	R.T.	QIon	Response	Conc	Unit	Qvalue
80) 1,3,5-Trimethylbenzene	11.57	105	13996	9.90	ppb	96
81) 4-Chlorotoluene	11.57	91	13678	9.66	ppb	95
82) Tert-Butylbenzene	11.93	119	11651	9.69	ppb	85
83) 1,2,4-Trimethylbenzene	11.98	105	13016	9.32	ppb	86
84) Sec-Butylbenzene	12.18	105	15533	9.39	ppb	98
85) p-Isopropyltoluene	12.35	119	13751	9.66	ppb	94
86) Benzyl Chloride	12.54	91	1150	9.03	ppb #	76
87) 1,3-DCB	12.28	146	10848	10.22	ppb	94
88) 1,4-DCB	12.39	146	10769	10.25	ppb	94
89) n-Butylbenzene	12.80	91	9813	8.94	ppb	99
90) 1,2-DCB	12.80	146	9878	9.96	ppb	91
91) Hexachloroethane	13.08	117	3250	9.50	ppb	93
92) 1,2-Dibromo-3-chloropropan	13.68	157	930	8.84	ppb	96
93) 1,2,4-Trichlorobenzene	14.61	180	2296	8.70	ppb	99
94) Hexachlorobutadiene	14.82	225	1633	9.94	ppb	95
95) Naphthalene	14.89	128	2419	7.90	ppb	99
96) 1,2,3-Trichlorobenzene	15.16	182	1937	8.34	ppb	96

Quantitation Report

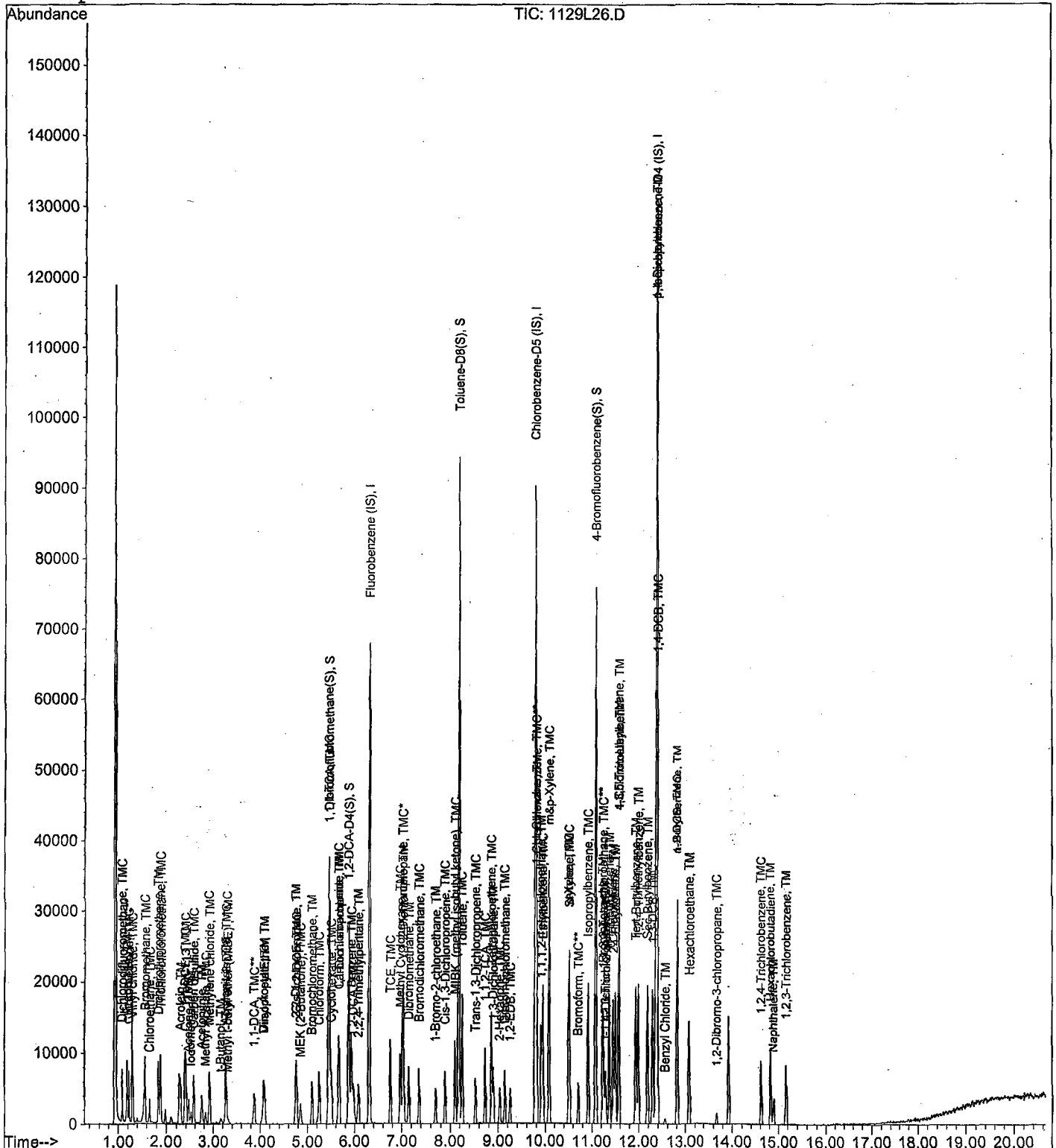
Data File : M:\LOKI\DATA\211129\1129L26.D  
Acq On : 30 Nov 21 00:24  
Sample : 211129A CCV 10ug/L  
Misc : IS&S: 9/1/21

Vial: 24  
Operator:  
Inst : Loki  
Multiplr: 1.00

Quant Time: Nov 30 13:21 2021

Quant Results File: L1129W.RES

Method : M:\LOKI\DATA\211129\L1129W.M (RTE Integrator)  
Title : METHOD 8260B  
Last Update : Tue Nov 30 10:12:54 2021  
Response via : Initial Calibration





VOLATILE ORGANIC ANALYSIS  
VOLATILE ORGANIC COMPOUNDS

Form 7

Ending Continuing Calibration

Lab Name: APPL, Inc.  
Case No: \_\_\_\_\_  
Matrix: Water

SDG No: \_\_\_\_\_  
Date Analyzed: 11/30/2021  
Instrument: Loki  
Initial Cal. Date: 11/29/2021  
Data File: 1129L45.D

	Compound	MEAN	CCRF	%D	%Drift
1	I Fluorobenzene (IS)	ISTD			
2	TMCL Dichlorodifluoromethane	0.2334	0.1615	31	TMCL 2.6
3	TM Freon 114	0.1011	0.1009	0.13	TM
4	TMC** Chloromethane	0.1894	0.1451	23	TMC**L 3.3
5	TMC*L Vinyl chloride	0.1130	0.1236	9.4	TMC*L 2.5
6	TMCL Bromomethane	0.1642	0.1344	18	TMCL 37
7	TMC Chloroethane	0.0819	0.0789	3.7	TMC
8	TM Dichlorofluoromethane	0.2396	0.2354	1.8	TM
9	TMC Trichlorofluoromethane	0.1730	0.1545	11	TMC
10	TM Acrolein	0.0102	0.0076	26	TM
11	TMC Acetone	0.0365	0.0314	14	TMC
12	TMC Freon-113	0.1182	0.1226	3.7	TMC
13	TMC* 1,1-DCE	0.1710	0.1669	2.4	TMC*
14	TMQ t-Butanol	0.0031	0.0041	33	TMQ 0.73
15	TM Acetonitrile	0.0158	0.0140	12	TM
16	TMC Methyl Acetate	0.0882	0.0827	6.3	TMC
17	TML Iodomethane	0.0811	0.0643	21	TML 13
18	TM Acrylonitrile	0.0367	0.0352	4.0	TM
19	TMCL Methylene chloride	0.1315	0.1516	15	TMCL 11
20	TMC Carbon disulfide	0.2065	0.1898	8.1	TMC
21	TMCL Methyl t-butyl ether (MtBE)	0.0407	0.0591	46	TMCL 50
22	TMCL Trans-1,2-DCE	0.1351	0.1542	14	TMCL 7.7
23	TML Diisopropyl Ether	0.2153	0.2501	16	TML 3.1
24	TMC** 1,1-DCA	0.1658	0.2042	23	TMC**L 8.9
25	TML Vinyl Acetate	0.0627	0.0530	16	TML 2.7
26	TMC MEK (2-Butanone)	0.0346	0.0337	2.6	TMC
27	TMCL Cis-1,2-DCE	0.1388	0.1492	7.5	TMCL 1.6
28	TM 2,2-Dichloropropane	0.1416	0.1179	17	TM
29	TMC*L Chloroform	0.2093	0.2535	21	TMC*L 7.8
30	TM Bromochloromethane	0.1016	0.1082	6.5	TM
31	S Dibromofluoromethane(S)	0.3105	0.2965	4.5	S
32	TMCL 1,1,1-TCA	0.1986	0.2237	13	TMCL 3.2
33	TMCL Cyclohexane	0.0988	0.1289	30	TMCL 4.4
34	TML 1,1-Dichloropropene	0.1204	0.1368	14	TML 5.1
35	TM 2,2,4-Trimethylpentane	0.1014	0.0845	17	TM
36	S 1,2-DCA-D4(S)	0.3222	0.3076	4.5	S
37	TMCL Carbon Tetrachloride	0.1841	0.2072	13	TMCL 4.9
38	TML Tert Amyl Methyl Ether	0.0000	0.0319	0.00	TML
39	TMCL 1,2-DCA	0.1711	0.2035	19	TMCL 12
40	TMC Benzene	0.4277	0.4768	11	TMC

Average

13.8

VOLATILE ORGANIC ANALYSIS  
VOLATILE ORGANIC COMPOUNDS

Form 7

Ending Continuing Calibration

Lab Name: APPL, Inc.  
Case No: \_\_\_\_\_  
Matrix: Water

SDG No: \_\_\_\_\_  
Date Analyzed: 11/30/2021  
Instrument: Loki  
Cal. Date: 11/29/2021  
Data File: 1129L45.D

		Compound	MEAN	CCRF	%D		%Drift
41	TMCL	TCE	0.1485	0.1799	21	TMCL	12
42	TM	2-Pentanone	0.0560	0.0555	0.93	TM	
43	TMCL	1,2-Dichloropropane	0.1057	0.1210	15	TMCL	5.5
44	TMC	Bromodichloromethane	0.1815	0.1969	8.5	TMC	
45	TMCL	Methyl Cyclohexane	0.0745	0.0787	5.6	TMCL	6.5
46	TM	Dibromomethane	0.1290	0.1415	9.7	TM	
47	TMC	MIBK (methyl isobutyl ketone)	0.0657	0.0698	6.3	TMC	
48	TML	1-Bromo-2-chloroethane	0.0947	0.0880	7.1	TML	2.8
49	TMCL	Cis-1,3-Dichloropropene	0.1452	0.1527	5.1	TMCL	7.0
50	TMCL	Toluene	0.4988	0.5431	8.9	TMCL	
51	TMC	Trans-1,3-Dichloropropene	0.0906	0.0842	7.1	TMC	
52	TMCL	1,1,2-TCA	0.1186	0.1317	11	TMCL	2.3
53	TMCL	2-Hexanone	0.0316	0.0328	4.0	TMCL	17
54	I	Chlorobenzene-D5 (IS)	ISTD			I	
55	S	Toluene-D8(S)	1.087	1.152	6.0	S	
56	TMCL	1,2-EDB	0.1568	0.1738	11	TMCL	5.7
57	TMC	Tetrachloroethene	0.1253	0.1275	1.8	TMC	
58	TML	1-Chlorohexane	0.1967	0.1350	31	TML	8.7
59	TML	1,1,1,2-Tetrachloroethane	0.1800	0.1944	8.0	TML	3.2
60	TMCL	m&p-Xylene	0.4444	0.5027	13	TMCL	5.8
61	TMCL	o-Xylene	0.4314	0.5299	23	TMCL	1.8
62	TMCL	Styrene	0.3268	0.3790	16	TMCL	7.2
63	S	4-Bromofluorobenzene(S)	0.4330	0.4647	7.3	S	
64	TM	1,3-Dichloropropane	0.2148	0.2404	12	TM	
65	TMCL	Dibromochloromethane	0.1745	0.1958	12	TMCL	0.85
66	TMCL	Chlorobenzene	0.4633	0.4962	7.1	TMCL	
67	TMCL	Ethylbenzene	0.3467	0.3702	6.8	TMCL	
68	TMCL	Bromoform	0.1282	0.1372	7.0	TMCL	8.1
69	I	1,4-Dichlorobenzene-D4 (IS)	ISTD			I	
70	TMCL	Isopropylbenzene	0.8012	0.9070	13	TMCL	2.0
71	TMCL	1,1,2,2-Tetrachloroethane	0.3096	0.2659	14	TMCL	13
72	TML	1,2,3-Trichloropropane	0.1001	0.1178	18	TML	8.3
73	TML	t-1,4-Dichloro-2-Butene	0.0230	0.0160	30	TML	0.38
74	TM	Bromobenzene	0.3184	0.3268	2.6	TM	
75	TM	n-Propylbenzene	0.8952	1.040	16	TM	
76	TML	4-Ethyltoluene	0.7866	0.9387	19	TML	2.4
77	TML	2-Chlorotoluene	0.6786	0.8832	30	TML	8.4
78	TML	1,3,5-Trimethylbenzene	0.7007	0.8588	23	TML	3.2
79	TML	4-Chlorotoluene	0.7285	0.9155	26	TML	2.7
80	TML	Tert-Butylbenzene	0.6111	0.7560	24	TML	0.32

Average

12.8

VOLATILE ORGANIC ANALYSIS  
VOLATILE ORGANIC COMPOUNDS

Form 7

Ending Continuing Calibration

Lab Name: APPL, Inc.  
Case No: \_\_\_\_\_  
Matrix: Water

SDG No: \_\_\_\_\_  
Date Analyzed: 11/30/2021  
Instrument: Loki  
Cal. Date: 11/29/2021  
Data File: 1129L45.D

		Compound	MEAN	CCRF	%D		%Drift
81	TML	1,2,4-Trimethylbenzene	0.6794	0.8406	24	TML	4.6
82	TML	Sec-Butylbenzene	0.8602	1.020	19	TML	2.5
83	TML	p-Isopropyltoluene	0.7648	0.8578	12	TML	4.0
84	TML	Benzyl Chloride	0.0878	0.0700	20	TML	11
85	TMCL	1,3-DCB	0.5907	0.6624	12	TMCL	0.67
86	TMC	1,4-DCB	0.6606	0.6981	5.7	TMC	
87	TML	n-Butylbenzene	0.6141	0.6622	7.8	TML	5.3
88	TMC	1,2-DCB	0.6230	0.6651	6.7	TMC	
89	TM	Hexachloroethane	0.2151	0.1959	8.9	TM	
90	TMCL	1,2-Dibromo-3-chloropropane	0.0565	0.0605	7.2	TMCL	8.6
91	TMC	1,2,4-Trichlorobenzene	0.1658	0.1662	0.20	TMC	
92	TM	Hexachlorobutadiene	0.1033	0.1009	2.3	TM	
93	TML	Naphthalene	0.2101	0.6731	220	TML	122 *NT
94	TML	1,2,3-Trichlorobenzene	0.1417	0.1565	10	TML	3.6
95							
96							
97							
98							
99							
100							
101							
102							
103							
104							
105							
106							
107							
108							
109							
110							
111							
112							
113							
114							
115							
116							
117							
118							
119							
120		Average			25.4		

Quantitation Report (Not Reviewed)

Data File : M:\LOKI\DATA\211129\1129L45.D  
 Acq On : 30 Nov 21 9:09  
 Sample : Ending CCV 10ug/L 11/29/21  
 Misc : IS&S: 9/1/21

Vial: 43  
 Operator:  
 Inst : Loki  
 Multiplr: 1.00

Quant Time: Nov 30 13:22 2021

Quant Results File: L1129W.RES

Quant Method : M:\LOKI\DATA\211129\L1129W.M (RTE Integrator)  
 Title : METHOD 8260B  
 Last Update : Tue Nov 30 10:12:54 2021  
 Response via : Initial Calibration  
 DataAcq Meth : L8260

Internal Standards	R.T.	QIon	Response	Conc	Units	Dev (Min)
1) Fluorobenzene (IS)	6.31	96	67272	25.00	ppb	0.00
56) Chlorobenzene-D5 (IS)	9.78	117	58246	25.00	ppb	0.00
71) 1,4-Dichlorobenzene-D4 (IS)	12.36	152	39767	25.00	ppb	0.00
System Monitoring Compounds						
32) Dibromofluoromethane (S)	5.46	113	19944	23.87	ppb	0.00
Spiked Amount	25.000		Recovery	=	95.468%	
37) 1,2-DCA-D4 (S)	5.87	65	20693	23.87	ppb	0.00
Spiked Amount	25.000		Recovery	=	95.472%	
57) Toluene-D8 (S)	8.18	98	67110	26.51	ppb	0.00
Spiked Amount	25.000		Recovery	=	106.040%	
65) 4-Bromofluorobenzene (S)	11.07	174	27069	26.83	ppb	0.00
Spiked Amount	25.000		Recovery	=	107.328%	
Target Compounds						
2) Dichlorodifluoromethane	1.08	85	4346	10.26	ppb	Qvalue 90
3) Freon 114	1.18	85	2716	9.99	ppb	91
4) Chloromethane	1.22	50	3904	9.67	ppb	96
5) Vinyl chloride	1.31	62	3326	10.25	ppb	92
6) Bromomethane	1.56	96	3616	6.30	ppb	89
7) Chloroethane	1.66	64	2123	9.63	ppb	97
8) Dichlorofluoromethane	1.84	67	6333	9.82	ppb	89
9) Trichlorofluoromethane	1.88	101	4158	8.93	ppb	95
10) Acrolein	2.29	56	2542	92.36	ppb	89
11) Acetone	2.45	43	4229	43.11	ppb	87
12) Freon-113	2.40	101	3298	10.37	ppb	89
13) 1,1-DCE	2.37	61	4492	9.76	ppb	# 88
14) t-Butanol	3.16	59	1365	125.91	ppb	93
15) Acetonitrile	2.75	41	4693	110.40	ppb	98
16) Methyl Acetate	2.84	43	2225	9.37	ppb	100
17) Iodomethane	2.52	142	1730	8.73	ppb	95
18) Acrylonitrile	3.25	53	948	9.60	ppb	98
19) Methylene chloride	2.92	84	4079	11.08	ppb	98
20) Carbon disulfide	2.57	76	5107	9.19	ppb	# 94
21) Methyl t-butyl ether (MtBE)	3.31	73	1591	14.99	ppb	# 100
22) Trans-1,2-DCE	3.27	61	4148	10.77	ppb	98
23) Diisopropyl Ether	4.08	45	6731	10.31	ppb	95
24) 1,1-DCA	3.87	63	5495	10.89	ppb	94
25) Vinyl Acetate	4.07	43	1425	9.73	ppb	100
27) MEK (2-Butanone)	4.85	43	4537	48.71	ppb	98
28) Cis-1,2-DCE	4.77	61	4016	9.84	ppb	97
29) 2,2-Dichloropropane	4.75	77	3173	8.33	ppb	# 34

Quantitation Report (Not Reviewed)

Data File : M:\LOKI\DATA\211129\1129L45.D  
 Acq On : 30 Nov 21 9:09  
 Sample : Ending CCV 10ug/L 11/29/21  
 Misc : IS&S: 9/1/21

Vial: 43  
 Operator:  
 Inst : Loki  
 Multiplr: 1.00

Quant Time: Nov 30 13:22 2021

Quant Results File: L1129W.RES

Quant Method : M:\LOKI\DATA\211129\L1129W.M (RTE Integrator)  
 Title : METHOD 8260B  
 Last Update : Tue Nov 30 10:12:54 2021  
 Response via : Initial Calibration  
 DataAcq Meth : L8260

Compound	R.T.	QIon	Response	Conc	Unit	Qvalue
30) Chloroform	5.24	83	6822	10.78	ppb	95
31) Bromochloromethane	5.09	130	2912	10.65	ppb	88
33) 1,1,1-TCA	5.44	97	6020	10.32	ppb	98
34) Cyclohexane	5.51	56	3468	10.44	ppb	84
35) 1,1-Dichloropropene	5.67	75	3682	10.51	ppb	95
36) 2,2,4-Trimethylpentane	6.07	57	2273	8.33	ppb	94
38) Carbon Tetrachloride	5.66	119	5576	10.49	ppb	97
40) 1,2-DCA	5.97	62	5475	11.16	ppb	98
41) Benzene	5.93	78	12829	11.15	ppb	99
42) TCE	6.75	130	4840	11.21	ppb	93
43) 2-Pentanone	7.03	43	18652	123.84	ppb	98
44) 1,2-Dichloropropane	7.02	63	3257	10.55	ppb	89
45) Bromodichloromethane	7.36	83	5298	10.85	ppb	98
46) Methyl Cyclohexane	6.97	98	2118	10.65	ppb	80
47) Dibromomethane	7.15	174	3807	10.97	ppb	94
49) MIBK (methyl isobutyl ket	8.10	43	9392	53.14	ppb	97
50) 1-Bromo-2-chloroethane	7.70	63	2367	10.28	ppb	99
51) Cis-1,3-Dichloropropene	7.89	75	4108	9.30	ppb	97
52) Toluene	8.25	91	14613	10.89	ppb	94
53) Trans-1,3-Dichloropropene	8.52	75	2265	9.29	ppb	95
54) 1,1,2-TCA	8.72	97	3545	9.77	ppb	90
55) 2-Hexanone	9.03	43	4417	41.61	ppb	96
58) 1,2-EDB	9.25	107	4049	10.57	ppb	92
59) Tetrachloroethene	8.86	166	2971	10.18	ppb	95
60) 1-Chlorohexane	9.81	91	3145	9.13	ppb	86
61) 1,1,1,2-Tetrachloroethane	9.91	131	4530	10.32	ppb	79
62) m&p-Xylene	10.07	91	23422	18.84	ppb	99
63) o-Xylene	10.50	91	12345	9.82	ppb	100
64) Styrene	10.52	104	8830	9.28	ppb	97
66) 1,3-Dichloropropane	8.90	76	5601	11.19	ppb	93
67) Dibromochloromethane	9.14	129	4561	10.08	ppb	95
68) Chlorobenzene	9.81	112	11561	10.71	ppb	94
69) Ethylbenzene	9.94	91	8626	10.68	ppb	98
70) Bromoform	10.70	173	3196	9.19	ppb	95
72) Isopropylbenzene	10.91	105	14427	9.80	ppb	97
73) 1,1,2,2-Tetrachloroethane	11.24	83	4229	8.72	ppb	99
74) 1,2,3-Trichloropropane	11.28	110	1874	10.83	ppb	86
75) t-1,4-Dichloro-2-Butene	11.31	53	255	9.96	ppb	91
76) Bromobenzene	11.23	158	5198	10.26	ppb	86
77) n-Propylbenzene	11.36	91	16547	11.62	ppb	98
78) 4-Ethyltoluene	11.50	105	14931	9.76	ppb	91
79) 2-Chlorotoluene	11.45	91	14049	10.84	ppb	94

(#) = qualifier out of range (m) = manual integration

Data File : M:\LOKI\DATA\211129\1129L45.D  
 Acq On : 30 Nov 21 9:09  
 Sample : Ending CCV 10ug/L 11/29/21  
 Misc : IS&S: 9/1/21

Vial: 43  
 Operator:  
 Inst : Loki  
 Multiplr: 1.00

Quant Time: Nov 30 13:22 2021

Quant Results File: L1129W.RES

Quant Method : M:\LOKI\DATA\211129\L1129W.M (RTE Integrator)  
 Title : METHOD 8260B  
 Last Update : Tue Nov 30 10:12:54 2021  
 Response via : Initial Calibration  
 DataAcq Meth : L8260

Compound	R.T.	QIon	Response	Conc	Unit	Qvalue
80) 1,3,5-Trimethylbenzene	11.57	105	13660	9.68	ppb	90
81) 4-Chlorotoluene	11.57	91	14563	10.27	ppb	99
82) Tert-Butylbenzene	11.93	119	12026	9.97	ppb	92
83) 1,2,4-Trimethylbenzene	11.98	105	13372	9.54	ppb	100
84) Sec-Butylbenzene	12.18	105	16219	9.75	ppb	98
85) p-Isopropyltoluene	12.35	119	13645	9.60	ppb	88
86) Benzyl Chloride	12.54	91	1114	8.86	ppb	91
87) 1,3-DCB	12.28	146	10536	9.93	ppb	98
88) 1,4-DCB	12.39	146	11105	10.57	ppb	97
89) n-Butylbenzene	12.81	91	10533	9.47	ppb	99
90) 1,2-DCB	12.80	146	10579	10.67	ppb	98
91) Hexachloroethane	13.09	117	3116	9.11	ppb	99
92) 1,2-Dibromo-3-chloropropan	13.68	157	963	9.14	ppb	# 84
93) 1,2,4-Trichlorobenzene	14.61	180	2643	10.02	ppb	98
94) Hexachlorobutadiene	14.82	225	1605	9.77	ppb	97
95) Naphthalene	14.88	128	10707	22.16	ppb	95
96) 1,2,3-Trichlorobenzene	15.16	182	2489	10.36	ppb	100

(#) = qualifier out of range (m) = manual integration

Quantitation Report

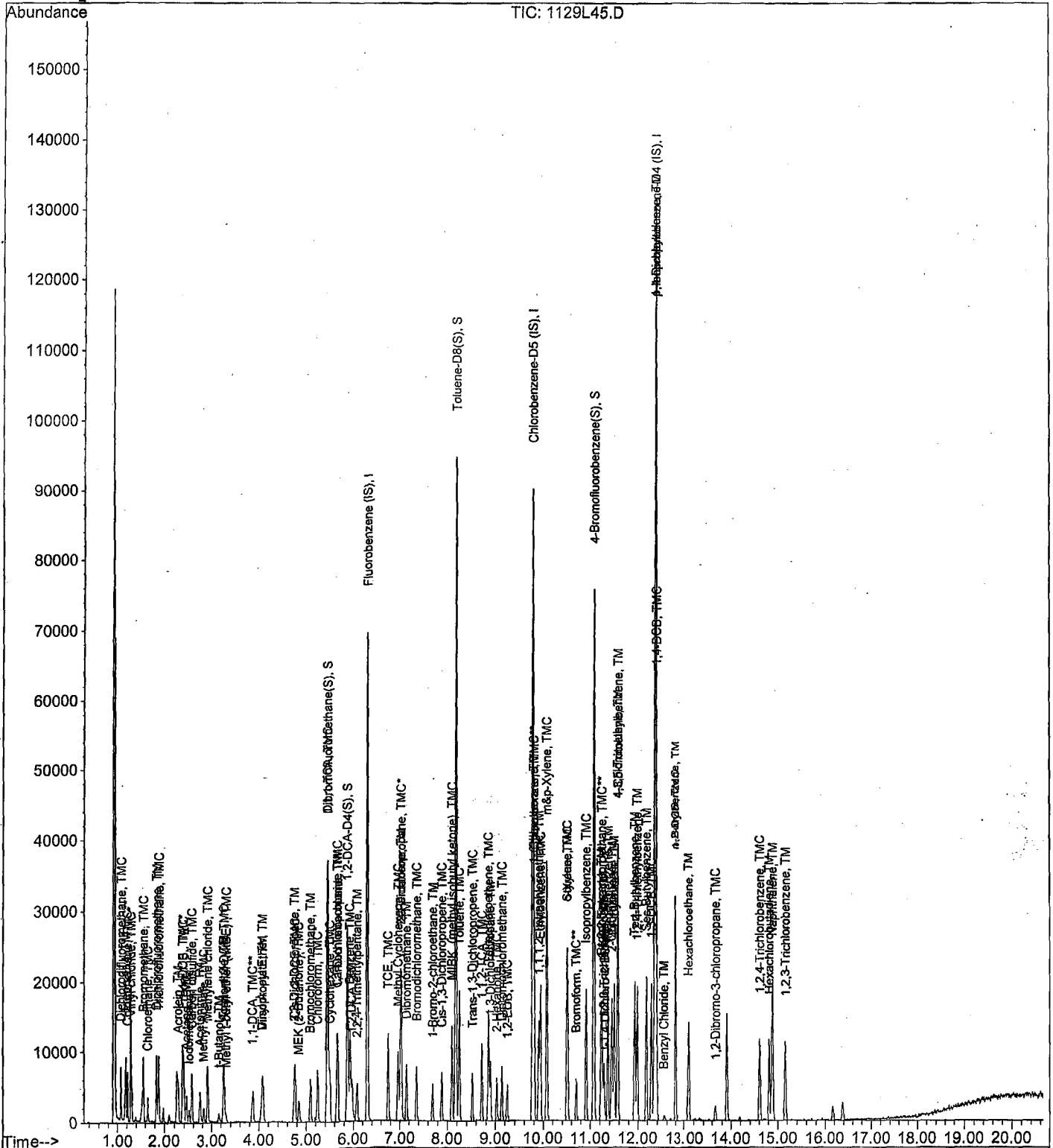
Data File : M:\LOKI\DATA\211129\1129L45.D  
Acq On : 30 Nov 21 9:09  
Sample : Ending CCV 10ug/L 11/29/21  
Misc : IS&S: 9/1/21

Vial: 43  
Operator:  
Inst : Loki  
Multiplr: 1.00

Quant Time: Nov 30 13:22 2021

Quant Results File: L1129W.RES

Method : M:\LOKI\DATA\211129\L1129W.M (RTE Integrator)  
Title : METHOD 8260B  
Last Update : Tue Nov 30 10:12:54 2021  
Response via : Initial Calibration



**ORGANICS**  
**Raw Data**



Data File : M:\LOKI\DATA\211129\1129L37.D  
 Acq On : 30 Nov 21 5:28  
 Sample : BA46820W01  
 Misc : IS&S: 9/1/21

Vial: 35  
 Operator:  
 Inst : Loki  
 Multiplr: 2.00

Quant Time: Dec 1 15:33 2021

Quant Results File: L1129W.RES

Quant Method : M:\LOKI\DATA\211129\L1129W.M (RTE Integrator)  
 Title : METHOD 8260B  
 Last Update : Tue Nov 30 10:12:54 2021  
 Response via : Initial Calibration  
 DataAcq Meth : L8260

Internal Standards	R.T.	QIon	Response	Conc	Units	Dev (Min)
1) Fluorobenzene (IS)	6.31	96	58385	25.00	ppb	0.00
56) Chlorobenzene-D5 (IS)	9.78	117	51260	25.00	ppb	0.00
71) 1,4-Dichlorobenzene-D4 (IS)	12.36	152	29780	25.00	ppb	0.00
System Monitoring Compounds						
32) Dibromofluoromethane(S)	5.45	113	18113	24.97	ppb	0.00
Spiked Amount	25.000		Recovery	=	99.900%	
37) 1,2-DCA-D4(S)	5.87	65	19385	25.76	ppb	0.00
Spiked Amount	25.000		Recovery	=	103.052%	
57) Toluene-D8(S)	8.18	98	53671	24.09	ppb	0.00
Spiked Amount	25.000		Recovery	=	96.364%	
65) 4-Bromofluorobenzene(S)	11.07	174	20902	23.54	ppb	0.00
Spiked Amount	25.000		Recovery	=	94.172%	

Target Compounds

Qvalue

Quantitation Report


Data File : M:\LOKI\DATA\211129\1129L37.D  
Acq On : 30 Nov 21 5:28  
Sample : BA46820W01  
Misc : IS&S: 9/1/21

Vial: 35  
Operator:  
Inst : Loki  
Multiplr: 2.00

Quant Time: Dec 1 15:33 2021

Quant Results File: L1129W.RES

Method : M:\LOKI\DATA\211129\L1129W.M (RTE Integrator)  
Title : METHOD 8260B  
Last Update : Tue Nov 30 10:12:54 2021  
Response via : Initial Calibration



Quantitation Report (QT Reviewed)

Data File : M:\LOKI\DATA\211129\1129L38.D Vial: 36  
 Acq On : 30 Nov 21 5:56 Operator:  
 Sample : BA46821W01 Inst : Loki  
 Misc : IS&S: 9/1/21 Multiplr: 1.00

Quant Time: Dec 1 15:34 2021 Quant Results File: L1129W.RES

Quant Method : M:\LOKI\DATA\211129\L1129W.M (RTE Integrator)  
 Title : METHOD 8260B  
 Last Update : Tue Nov 30 10:12:54 2021  
 Response via : Initial Calibration  
 DataAcq Meth : L8260

Internal Standards	R.T.	QIon	Response	Conc	Units	Dev (Min)
1) Fluorobenzene (IS)	6.31	96	54956	25.00	ppb	0.00
56) Chlorobenzene-D5 (IS)	9.78	117	49345	25.00	ppb	0.00
71) 1,4-Dichlorobenzene-D4 (IS)	12.36	152	28851	25.00	ppb	0.00
System Monitoring Compounds						
32) Dibromofluoromethane (S)	5.45	113	17952	26.30	ppb	0.00
Spiked Amount	25.000		Recovery	=	105.188%	
37) 1,2-DCA-D4 (S)	5.87	65	18472	26.08	ppb	0.00
Spiked Amount	25.000		Recovery	=	104.324%	
57) Toluene-D8 (S)	8.18	98	49590	23.12	ppb	0.00
Spiked Amount	25.000		Recovery	=	92.492%	
65) 4-Bromofluorobenzene (S)	11.07	174	18849	22.05	ppb	0.00
Spiked Amount	25.000		Recovery	=	88.216%	

Target Compounds Qvalue

-----  
 (#) = qualifier out of range (m) = manual integration

Quantitation Report


Data File : M:\LOKI\DATA\211129\1129L38.D  
Acq On : 30 Nov 21 5:56  
Sample : BA46821W01  
Misc : IS&S: 9/1/21

Vial: 36  
Operator:  
Inst : Loki  
Multiplr: 1.00

Quant Time: Dec 1 15:34 2021

Quant Results File: L1129W.RES

Method : M:\LOKI\DATA\211129\L1129W.M (RTE Integrator)  
Title : METHOD 8260B  
Last Update : Tue Nov 30 10:12:54 2021  
Response via : Initial Calibration



Data File : M:\LOKI\DATA\211129\1129L39.D  
 Acq On : 30 Nov 21 6:23  
 Sample : BA46822W01  
 Misc : IS&S: 9/1/21

Vial: 37  
 Operator:  
 Inst : Loki  
 Multiplr: 1.00

Quant Time: Dec 1 15:34 2021

Quant Results File: L1129W.RES

Quant Method : M:\LOKI\DATA\211129\L1129W.M (RTE Integrator)  
 Title : METHOD 8260B  
 Last Update : Tue Nov 30 10:12:54 2021  
 Response via : Initial Calibration  
 DataAcq Meth : L8260

Internal Standards	R.T.	QIon	Response	Conc	Units	Dev(Min)
1) Fluorobenzene (IS)	6.30	96	59611	25.00	ppb	0.00
56) Chlorobenzene-D5 (IS)	9.78	117	52333	25.00	ppb	0.00
71) 1,4-Dichlorobenzene-D4 (IS)	12.36	152	31362	25.00	ppb	0.00
System Monitoring Compounds						
32) Dibromofluoromethane(S)	5.45	113	18707	25.26	ppb	0.00
Spiked Amount	25.000		Recovery	=	101.052%	
37) 1,2-DCA-D4(S)	5.87	65	19638	25.56	ppb	0.00
Spiked Amount	25.000		Recovery	=	102.248%	
57) Toluene-D8(S)	8.18	98	53468	23.51	ppb	0.00
Spiked Amount	25.000		Recovery	=	94.028%	
65) 4-Bromofluorobenzene(S)	11.07	174	20269	22.36	ppb	0.00
Spiked Amount	25.000		Recovery	=	89.448%	

Target Compounds

Qvalue

Quantitation Report


Data File : M:\LOKI\DATA\211129\1129L39.D  
Acq On : 30 Nov 21 6:23  
Sample : BA46822W01  
Misc : IS&S: 9/1/21

Vial: 37  
Operator:  
Inst : Loki  
Multiplr: 1.00

Quant Time: Dec 1 15:34 2021

Quant Results File: L1129W.RES

Method : M:\LOKI\DATA\211129\L1129W.M (RTE Integrator)  
Title : METHOD 8260B  
Last Update : Tue Nov 30 10:12:54 2021  
Response via : Initial Calibration



Data File : M:\LOKI\DATA\211129\1129L40.D  
 Acq On : 30 Nov 21 6:51  
 Sample : BA46823W01  
 Misc : IS&S: 9/1/21

Vial: 38  
 Operator:  
 Inst : Loki  
 Multiplr: 1.00

Quant Time: Dec 1 15:35 2021

Quant Results File: L1129W.RES

Quant Method : M:\LOKI\DATA\211129\L1129W.M (RTE Integrator)  
 Title : METHOD 8260B  
 Last Update : Tue Nov 30 10:12:54 2021  
 Response via : Initial Calibration  
 DataAcq Meth : L8260

Internal Standards	R.T.	QIon	Response	Conc	Units	Dev (Min)
1) Fluorobenzene (IS)	6.31	96	57965	25.00	ppb	0.00
56) Chlorobenzene-D5 (IS)	9.78	117	50110	25.00	ppb	0.00
71) 1,4-Dichlorobenzene-D4 (IS)	12.36	152	29797	25.00	ppb	0.00
System Monitoring Compounds						
32) Dibromofluoromethane(S)	5.45	113	17871	24.82	ppb	0.00
Spiked Amount						
						Recovery = 99.280%
37) 1,2-DCA-D4 (S)	5.87	65	19308	25.85	ppb	0.00
Spiked Amount						
						Recovery = 103.384%
57) Toluene-D8 (S)	8.18	98	52230	23.98	ppb	0.00
Spiked Amount						
						Recovery = 95.928%
65) 4-Bromofluorobenzene(S)	11.07	174	20148	23.21	ppb	0.00
Spiked Amount						
						Recovery = 92.856%

Target Compounds

Qvalue

(#) = qualifier out of range (m) = manual integration

Quantitation Report


Data File : M:\LOKI\DATA\211129\1129L40.D  
Acq On : 30 Nov 21 6:51  
Sample : BA46823W01  
Misc : IS&S: 9/1/21

Vial: 38  
Operator:  
Inst : Loki  
Multiplr: 1.00

Quant Time: Dec 1 15:35 2021

Quant Results File: L1129W.RES

Method : M:\LOKI\DATA\211129\L1129W.M (RTE Integrator)  
Title : METHOD 8260B  
Last Update : Tue Nov 30 10:12:54 2021  
Response via : Initial Calibration





Data File : M:\LOKI\DATA\211129\1129L31.D Vial: 29  
 Acq On : 30 Nov 21 2:42 Operator:  
 Sample : 211129A BLK Inst : Loki  
 Misc : IS&S: 9/1/21 Multiplr: 1.00

Quant Time: Dec 1 15:27 2021 Quant Results File: L1129W.RES

Quant Method : M:\LOKI\DATA\211129\L1129W.M (RTE Integrator)  
 Title : METHOD 8260B  
 Last Update : Tue Nov 30 10:12:54 2021  
 Response via : Initial Calibration  
 DataAcq Meth : L8260

Internal Standards	R.T.	QIon	Response	Conc	Units	Dev (Min)
1) Fluorobenzene (IS)	6.30	96	62893	25.00	ppb	0.00
56) Chlorobenzene-D5 (IS)	9.78	117	54621	25.00	ppb	0.00
71) 1,4-Dichlorobenzene-D4 (IS)	12.36	152	33012	25.00	ppb	0.00
System Monitoring Compounds						
32) Dibromofluoromethane (S)	5.45	113	19514	24.98	ppb	0.00
Spiked Amount	25.000		Recovery	= 99.912%		
37) 1,2-DCA-D4 (S)	5.87	65	19619	24.20	ppb	0.00
Spiked Amount	25.000		Recovery	= 96.820%		
57) Toluene-D8 (S)	8.18	98	57369	24.17	ppb	0.00
Spiked Amount	25.000		Recovery	= 96.664%		
65) 4-Bromofluorobenzene (S)	11.07	174	21530	22.76	ppb	0.00
Spiked Amount	25.000		Recovery	= 91.032%		

Target Compounds Qvalue

Quantitation Report


Data File : M:\LOKI\DATA\211129\1129L31.D  
Acq On : 30 Nov 21 2:42  
Sample : 211129A BLK  
Misc : IS&S: 9/1/21

Vial: 29  
Operator:  
Inst : Loki  
Multiplr: 1.00

Quant Time: Dec 1 15:27 2021

Quant Results File: L1129W.RES

Method : M:\LOKI\DATA\211129\L1129W.M (RTE Integrator)  
Title : METHOD 8260B  
Last Update : Tue Nov 30 10:12:54 2021  
Response via : Initial Calibration



Quantitation Report (Not Reviewed)

Data File : M:\LOKI\DATA\211129\1129L27.D  
 Acq On : 30 Nov 21 00:52  
 Sample : 211129A LCS 10ug/L  
 Misc : IS&S: 9/1/21

Vial: 25  
 Operator:  
 Inst : Loki  
 Multiplr: 1.00

Quant Time: Nov 30 13:21 2021

Quant Results File: L1129W.RES

Quant Method : M:\LOKI\DATA\211129\L1129W.M (RTE Integrator)  
 Title : METHOD 8260B  
 Last Update : Tue Nov 30 10:12:54 2021  
 Response via : Initial Calibration  
 DataAcq Meth : L8260

Internal Standards	R.T.	QIon	Response	Conc	Units	Dev (Min)
1) Fluorobenzene (IS)	6.30	96	67505	25.00	ppb	0.00
56) Chlorobenzene-D5 (IS)	9.78	117	57729	25.00	ppb	0.00
71) 1,4-Dichlorobenzene-D4 (IS)	12.36	152	40104	25.00	ppb	0.00
<b>System Monitoring Compounds</b>						
32) Dibromofluoromethane(S)	5.45	113	19689	23.48	ppb	0.00
Spiked Amount	25.000		Recovery	=	93.920%	
37) 1,2-DCA-D4(S)	5.87	65	20494	23.56	ppb	0.00
Spiked Amount	25.000		Recovery	=	94.228%	
57) Toluene-D8(S)	8.18	98	66909	26.67	ppb	0.00
Spiked Amount	25.000		Recovery	=	106.668%	
65) 4-Bromofluorobenzene(S)	11.07	174	25688	25.69	ppb	0.00
Spiked Amount	25.000		Recovery	=	102.764%	
<b>Target Compounds</b>						
2) Dichlorodifluoromethane	1.08	85	4404	10.36	ppb	96
3) Freon 114	1.18	85	2793	10.24	ppb	100
4) Chloromethane	1.22	50	3785	9.33	ppb	98
5) Vinyl chloride	1.31	62	3510	10.77	ppb	97
6) Bromomethane	1.56	96	3979	6.86	ppb	84
7) Chloroethane	1.66	64	2159	9.76	ppb	92
8) Dichlorofluoromethane	1.84	67	6337	9.79	ppb	97
9) Trichlorofluoromethane	1.88	101	4201	8.99	ppb	96
10) Acrolein	2.28	56	2809	101.71	ppb	93
11) Acetone	2.45	43	4017	40.81	ppb	88
12) Freon-113	2.39	101	3293	10.32	ppb	93
13) 1,1-DCE	2.37	61	4530	9.81	ppb	94
14) t-Butanol	3.16	59	1037	111.19	ppb	93
15) Acetonitrile	2.75	41	4223	99.00	ppb	92
16) Methyl Acetate	2.83	43	2278	9.56	ppb	97
17) Iodomethane	2.51	142	1839	9.06	ppb	89
18) Acrylonitrile	3.25	53	1011	10.20	ppb	# 86
19) Methylene chloride	2.92	84	3858	10.42	ppb	94
20) Carbon disulfide	2.57	76	5138	9.21	ppb	96
21) Methyl t-butyl ether (MtBE)	3.30	73	1334	13.23	ppb	# 100
22) Trans-1,2-DCE	3.26	61	4126	10.68	ppb	91
23) Diisopropyl Ether	4.07	45	6480	9.94	ppb	97
24) 1,1-DCA	3.87	63	5336	10.53	ppb	99
25) Vinyl Acetate	4.07	43	1559	10.60	ppb	100
27) MEK (2-Butanone)	4.85	43	4418	47.27	ppb	91
28) Cis-1,2-DCE	4.76	61	4058	9.91	ppb	97
29) 2,2-Dichloropropane	4.75	77	3500	9.15	ppb	96

Quantitation Report (Not Reviewed)

Data File : M:\LOKI\DATA\211129\1129L27.D  
 Acq On : 30 Nov 21 00:52  
 Sample : 211129A LCS 10ug/L  
 Misc : IS&S: 9/1/21

Vial: 25  
 Operator:  
 Inst : Loki  
 Multiplr: 1.00

Quant Time: Nov 30 13:21 2021

Quant Results File: L1129W.RES

Quant Method : M:\LOKI\DATA\211129\L1129W.M (RTE Integrator)  
 Title : METHOD 8260B  
 Last Update : Tue Nov 30 10:12:54 2021  
 Response via : Initial Calibration  
 DataAcq Meth : L8260

Compound	R.T.	QIon	Response	Conc	Unit	Qvalue
30) Chloroform	5.24	83	6521	10.25	ppb	96
31) Bromochloromethane	5.09	130	2894	10.55	ppb	88
33) 1,1,1-TCA	5.44	97	6172	10.55	ppb	92
34) Cyclohexane	5.50	56	3183	9.70	ppb	95
35) 1,1-Dichloropropene	5.67	75	3372	9.70	ppb	98
36) 2,2,4-Trimethylpentane	6.08	57	2543	9.29	ppb	96
38) Carbon Tetrachloride	5.66	119	5262	9.87	ppb	91
40) 1,2-DCA	5.97	62	5012	10.14	ppb	99
41) Benzene	5.93	78	12447	10.78	ppb	93
42) TCE	6.75	130	4490	10.37	ppb	90
43) 2-Pentanone	7.03	43	18200	120.42	ppb	98
44) 1,2-Dichloropropane	7.02	63	3234	10.45	ppb	91
45) Bromodichloromethane	7.36	83	5358	10.93	ppb	99
46) Methyl Cyclohexane	6.96	98	2278	11.23	ppb	89
47) Dibromomethane	7.15	174	3717	10.67	ppb	98
49) MIBK (methyl isobutyl ket	8.10	43	8773	49.46	ppb	98
50) 1-Bromo-2-chloroethane	7.70	63	2207	9.56	ppb	97
51) Cis-1,3-Dichloropropene	7.88	75	4384	9.81	ppb	94
52) Toluene	8.25	91	14757	10.96	ppb	98
53) Trans-1,3-Dichloropropene	8.52	75	2293	9.37	ppb	98
54) 1,1,2-TCA	8.72	97	3604	9.90	ppb	98
55) 2-Hexanone	9.04	43	4442	41.69	ppb	88
58) 1,2-EDB	9.25	107	3762	9.91	ppb	91
59) Tetrachloroethene	8.86	166	2997	10.36	ppb	92
60) 1-Chlorohexane	9.81	91	3299	9.59	ppb	95
61) 1,1,1,2-Tetrachloroethane	9.90	131	4380	10.08	ppb	87
62) m&p-Xylene	10.07	91	24027	19.42	ppb	99
63) o-Xylene	10.50	91	12027	9.67	ppb	93
64) Styrene	10.52	104	8921	9.43	ppb	93
66) 1,3-Dichloropropane	8.89	76	5194	10.47	ppb	97
67) Dibromochloromethane	9.14	129	4365	9.75	ppb	94
68) Chlorobenzene	9.80	112	11367	10.63	ppb	94
69) Ethylbenzene	9.94	91	8424	10.52	ppb	97
70) Bromoform	10.71	173	3213	9.31	ppb	88
72) Isopropylbenzene	10.92	105	14297	9.65	ppb	98
73) 1,1,2,2-Tetrachloroethane	11.25	83	4316	8.83	ppb	94
74) 1,2,3-Trichloropropane	11.29	110	1642	9.40	ppb	86
75) t-1,4-Dichloro-2-Butene	11.31	53	310	10.87	ppb	81
76) Bromobenzene	11.23	158	5482	10.73	ppb	91
77) n-Propylbenzene	11.37	91	16774	11.68	ppb	99
78) 4-Ethyltoluene	11.50	105	14561	9.48	ppb	98
79) 2-Chlorotoluene	11.45	91	12054	9.12	ppb	95

Quantitation Report (Not Reviewed)

Data File : M:\LOKI\DATA\211129\1129L27.D Vial: 25  
 Acq On : 30 Nov 21 00:52 Operator:  
 Sample : 211129A LCS 10ug/L Inst : Loki  
 Misc : IS&S: 9/1/21 Multiplr: 1.00

Quant Time: Nov 30 13:21 2021

Quant Results File: L1129W.RES

Quant Method : M:\LOKI\DATA\211129\L1129W.M (RTE Integrator)  
 Title : METHOD 8260B  
 Last Update : Tue Nov 30 10:12:54 2021  
 Response via : Initial Calibration  
 DataAcq Meth : L8260

Compound	R.T.	QIon	Response	Conc	Unit	Qvalue
80) 1,3,5-Trimethylbenzene	11.57	105	14582	10.20	ppb	84
81) 4-Chlorotoluene	11.57	91	14306	10.01	ppb	96
82) Tert-Butylbenzene	11.93	119	12164	9.99	ppb	97
83) 1,2,4-Trimethylbenzene	11.98	105	13608	9.62	ppb	97
84) Sec-Butylbenzene	12.18	105	15957	9.54	ppb	100
85) p-Isopropyltoluene	12.35	119	14455	10.01	ppb	95
86) Benzyl Chloride	12.54	91	1463	10.42	ppb #	80
87) 1,3-DCB	12.28	146	11226	10.48	ppb	97
88) 1,4-DCB	12.38	146	11339	10.70	ppb	92
89) n-Butylbenzene	12.81	91	11157	9.87	ppb	99
90) 1,2-DCB	12.80	146	10851	10.86	ppb	95
91) Hexachloroethane	13.08	117	3008	8.72	ppb	96
92) 1,2-Dibromo-3-chloropropan	13.68	157	878	8.29	ppb #	75
93) 1,2,4-Trichlorobenzene	14.61	180	2832	10.65	ppb	89
94) Hexachlorobutadiene	14.82	225	1577	9.52	ppb	98
95) Naphthalene	14.88	128	3416	9.57	ppb #	91
96) 1,2,3-Trichlorobenzene	15.15	182	2223	9.32	ppb	99

Quantitation Report

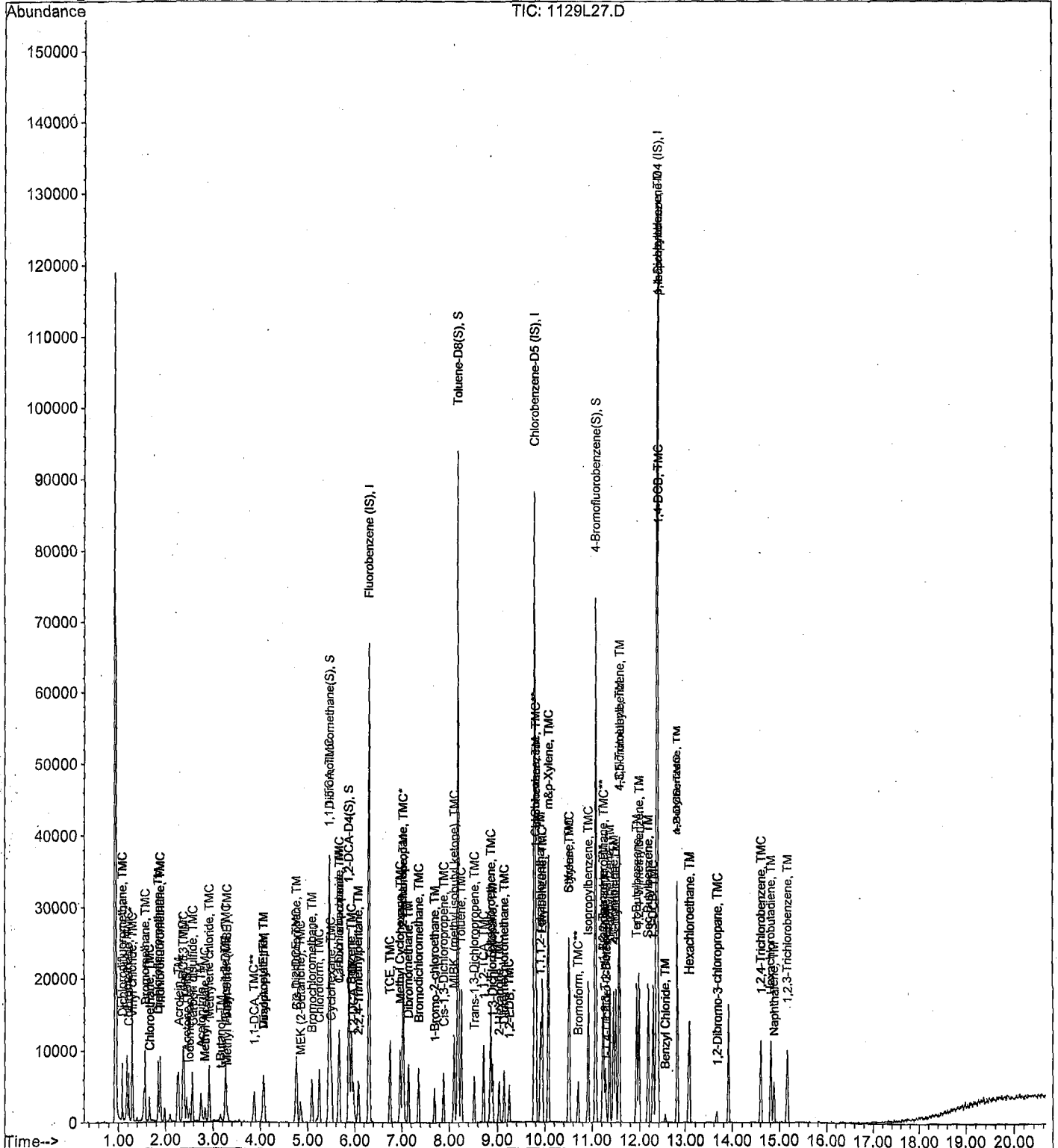
Data File : M:\LOKI\DATA\211129\1129L27.D  
Acq On : 30 Nov 21 00:52  
Sample : 211129A LCS 10ug/L  
Misc : IS&S: 9/1/21

Vial: 25  
Operator:  
Inst : Loki  
Multiplr: 1.00

Quant Time: Nov 30 13:21 2021

Quant Results File: L1129W.RES

Method : M:\LOKI\DATA\211129\L1129W.M (RTE Integrator)  
Title : METHOD 8260B  
Last Update : Tue Nov 30 10:12:54 2021  
Response via : Initial Calibration



Quantitation Report (Not Reviewed)

Data File : M:\LOKI\DATA\211129\1129L28.D  
 Acq On : 30 Nov 21 1:20  
 Sample : 211129A LCSD 10ug/L  
 Misc : IS&S: 9/1/21

Vial: 26  
 Operator:  
 Inst : Loki  
 Multiplr: 1.00

Quant Time: Nov 30 13:22 2021

Quant Results File: L1129W.RES

Quant Method : M:\LOKI\DATA\211129\L1129W.M (RTE Integrator)  
 Title : METHOD 8260B  
 Last Update : Tue Nov 30 10:12:54 2021  
 Response via : Initial Calibration  
 DataAcq Meth : L8260

Internal Standards	R.T.	QIon	Response	Conc	Units	Dev (Min)
1) Fluorobenzene (IS)	6.30	96	68608	25.00	ppb	0.00
56) Chlorobenzene-D5 (IS)	9.78	117	60251	25.00	ppb	0.00
71) 1,4-Dichlorobenzene-D4 (IS)	12.36	152	40852	25.00	ppb	0.00
<b>System Monitoring Compounds</b>						
32) Dibromofluoromethane (S)	5.45	113	19900	23.35	ppb	0.00
Spiked Amount	25.000		Recovery	=	93.400%	
37) 1,2-DCA-D4 (S)	5.87	65	20675	23.38	ppb	0.00
Spiked Amount	25.000		Recovery	=	93.532%	
57) Toluene-D8 (S)	8.18	98	66794	25.51	ppb	0.00
Spiked Amount	25.000		Recovery	=	102.028%	
65) 4-Bromofluorobenzene (S)	11.07	174	25808	24.73	ppb	0.00
Spiked Amount	25.000		Recovery	=	98.924%	
<b>Target Compounds</b>						
2) Dichlorodifluoromethane	1.08	85	4145	9.56	ppb	Qvalue 89
3) Freon 114	1.18	85	2948	10.63	ppb	100
4) Chloromethane	1.22	50	4001	9.72	ppb	92
5) Vinyl chloride	1.31	62	3380	10.21	ppb	90
6) Bromomethane	1.56	96	4028	6.83	ppb	80
7) Chloroethane	1.66	64	2119	9.42	ppb	93
8) Dichlorofluoromethane	1.84	67	6581	10.01	ppb	99
9) Trichlorofluoromethane	1.88	101	4452	9.38	ppb	98
10) Acrolein	2.28	56	2724	97.04	ppb	97
11) Acetone	2.45	43	4255	42.53	ppb	93
12) Freon-113	2.40	101	3326	10.26	ppb	91
13) 1,1-DCE	2.37	61	4499	9.59	ppb	94
14) t-Butanol	3.15	59	1283	121.38	ppb	95
15) Acetonitrile	2.75	41	4240	97.80	ppb	93
16) Methyl Acetate	2.83	43	2008	8.29	ppb	94
17) Iodomethane	2.51	142	1967	9.37	ppb	81
18) Acrylonitrile	3.24	53	953	9.46	ppb	# 92
19) Methylene chloride	2.92	84	3845	10.20	ppb	92
20) Carbon disulfide	2.57	76	5023	8.86	ppb	96
21) Methyl t-butyl ether (MtBE)	3.31	73	1167	11.99	ppb	# 100
22) Trans-1,2-DCE	3.26	61	4274	10.89	ppb	95
23) Diisopropyl Ether	4.07	45	6890	10.34	ppb	97
24) 1,1-DCA	3.87	63	5373	10.43	ppb	99
25) Vinyl Acetate	4.07	43	1405	9.41	ppb	100
27) MEK (2-Butanone)	4.85	43	4462	46.97	ppb	100
28) Cis-1,2-DCE	4.76	61	4151	9.97	ppb	95
29) 2,2-Dichloropropane	4.75	77	4069	10.47	ppb	# 82

(#) = qualifier out of range (m) = manual integration  
 1129L28.D L1129W.M Wed Dec 29 15:27:37 2021

Quantitation Report (Not Reviewed)

Data File : M:\LOKI\DATA\211129\1129L28.D  
 Acq On : 30 Nov 21 1:20  
 Sample : 211129A LCSD 10ug/L  
 Misc : IS&S: 9/1/21

Vial: 26  
 Operator:  
 Inst : Loki  
 Multiplr: 1.00

Quant Time: Nov 30 13:22 2021

Quant Results File: L1129W.RES

Quant Method : M:\LOKI\DATA\211129\L1129W.M (RTE Integrator)  
 Title : METHOD 8260B  
 Last Update : Tue Nov 30 10:12:54 2021  
 Response via : Initial Calibration  
 DataAcq Meth : L8260

Compound	R.T.	QIon	Response	Conc	Unit	Qvalue
30) Chloroform	5.24	83	6769	10.48	ppb	96
31) Bromochloromethane	5.09	130	2930	10.51	ppb	90
33) 1,1,1-TCA	5.44	97	6092	10.24	ppb	98
34) Cyclohexane	5.50	56	3404	10.11	ppb	92
35) 1,1-Dichloropropene	5.67	75	3633	10.20	ppb	97
36) 2,2,4-Trimethylpentane	6.08	57	2353	8.45	ppb	91
38) Carbon Tetrachloride	5.66	119	5297	9.77	ppb	95
40) 1,2-DCA	5.97	62	5208	10.38	ppb	93
41) Benzene	5.93	78	12946	11.03	ppb	98
42) TCE	6.75	130	4788	10.88	ppb	97
43) 2-Pentanone	7.03	43	18230	118.68	ppb	97
44) 1,2-Dichloropropane	7.02	63	3251	10.34	ppb	94
45) Bromodichloromethane	7.36	83	5305	10.65	ppb	98
46) Methyl Cyclohexane	6.97	98	2070	10.31	ppb	82
47) Dibromomethane	7.15	174	3669	10.36	ppb	85
49) MIBK (methyl isobutyl ket	8.10	43	9004	49.95	ppb	95
50) 1-Bromo-2-chloroethane	7.69	63	2334	9.94	ppb	98
51) Cis-1,3-Dichloropropene	7.88	75	4362	9.63	ppb	94
52) Toluene	8.25	91	15210	11.11	ppb	95
53) Trans-1,3-Dichloropropene	8.52	75	2205	8.86	ppb	98
54) 1,1,2-TCA	8.72	97	3755	10.14	ppb	87
55) 2-Hexanone	9.03	43	4443	41.13	ppb	95
58) 1,2-EDB	9.25	107	3792	9.58	ppb	97
59) Tetrachloroethene	8.86	166	2843	9.41	ppb	95
60) 1-Chlorohexane	9.81	91	3301	9.24	ppb	94
61) 1,1,1,2-Tetrachloroethane	9.90	131	4448	9.81	ppb	79
62) m&p-Xylene	10.07	91	23565	18.38	ppb	95
63) o-Xylene	10.51	91	12282	9.49	ppb	96
64) Styrene	10.52	104	9059	9.22	ppb	97
66) 1,3-Dichloropropane	8.90	76	5120	9.89	ppb	97
67) Dibromochloromethane	9.14	129	4358	9.35	ppb	99
68) Chlorobenzene	9.80	112	11178	10.01	ppb	96
69) Ethylbenzene	9.94	91	9150	10.95	ppb	100
70) Bromoform	10.71	173	3174	8.85	ppb	87
72) Isopropylbenzene	10.92	105	14943	9.87	ppb	97
73) 1,1,2,2-Tetrachloroethane	11.24	83	4446	8.93	ppb	99
74) 1,2,3-Trichloropropane	11.29	110	1655	9.30	ppb	90
75) t-1,4-Dichloro-2-Butene	11.31	53	334	11.18	ppb	83
76) Bromobenzene	11.23	158	5612	10.78	ppb	95
77) n-Propylbenzene	11.37	91	17536	11.99	ppb	98
78) 4-Ethyltoluene	11.50	105	15398	9.79	ppb	97
79) 2-Chlorotoluene	11.45	91	13784	10.32	ppb	91



## Quantitation Report

(Not Reviewed)

Data File : M:\LOKI\DATA\211129\1129L28.D  
 Acq On : 30 Nov 21 1:20  
 Sample : 211129A LCSD 10ug/L  
 Misc : IS&S: 9/1/21

Vial: 26  
 Operator:  
 Inst : Loki  
 Multiplr: 1.00

Quant Time: Nov 30 13:22 2021

Quant Results File: L1129W.RES

Quant Method : M:\LOKI\DATA\211129\L1129W.M (RTE Integrator)  
 Title : METHOD 8260B  
 Last Update : Tue Nov 30 10:12:54 2021  
 Response via : Initial Calibration  
 DataAcq Meth : L8260

Compound	R.T.	QIon	Response	Conc	Unit	Qvalue
80) 1,3,5-Trimethylbenzene	11.57	105	14563	10.01	ppb	95
81) 4-Chlorotoluene	11.57	91	15385	10.55	ppb	97
82) Tert-Butylbenzene	11.93	119	12397	10.00	ppb	99
83) 1,2,4-Trimethylbenzene	11.99	105	13835	9.60	ppb	92
84) Sec-Butylbenzene	12.18	105	16930	9.89	ppb	99
85) p-Isopropyltoluene	12.35	119	14379	9.81	ppb	90
86) Benzyl Chloride	12.54	91	1328	9.69	ppb	88
87) 1,3-DCB	12.29	146	11363	10.42	ppb	92
88) 1,4-DCB	12.39	146	11643	10.79	ppb	94
89) n-Butylbenzene	12.80	91	11665	10.08	ppb	96
90) 1,2-DCB	12.80	146	10652	10.46	ppb	96
91) Hexachloroethane	13.09	117	3196	9.09	ppb	84
92) 1,2-Dibromo-3-chloropropan	13.68	157	917	8.50	ppb	93
93) 1,2,4-Trichlorobenzene	14.61	180	3118	11.51	ppb	88
94) Hexachlorobutadiene	14.82	225	1577	9.34	ppb	92
95) Naphthalene	14.89	128	3270	9.22	ppb #	91
96) 1,2,3-Trichlorobenzene	15.16	182	2500	10.16	ppb	96

(#) = qualifier out of range (m) = manual integration

Quantitation Report


Data File : M:\LOKI\DATA\211129\1129L28.D  
Acq On : 30 Nov 21 1:20  
Sample : 211129A LCSD 10ug/L  
Misc : IS&S: 9/1/21

Vial: 26  
Operator:  
Inst : Loki  
Multiplr: 1.00

Quant Time: Nov 30 13:22 2021

Quant Results File: L1129W.RES

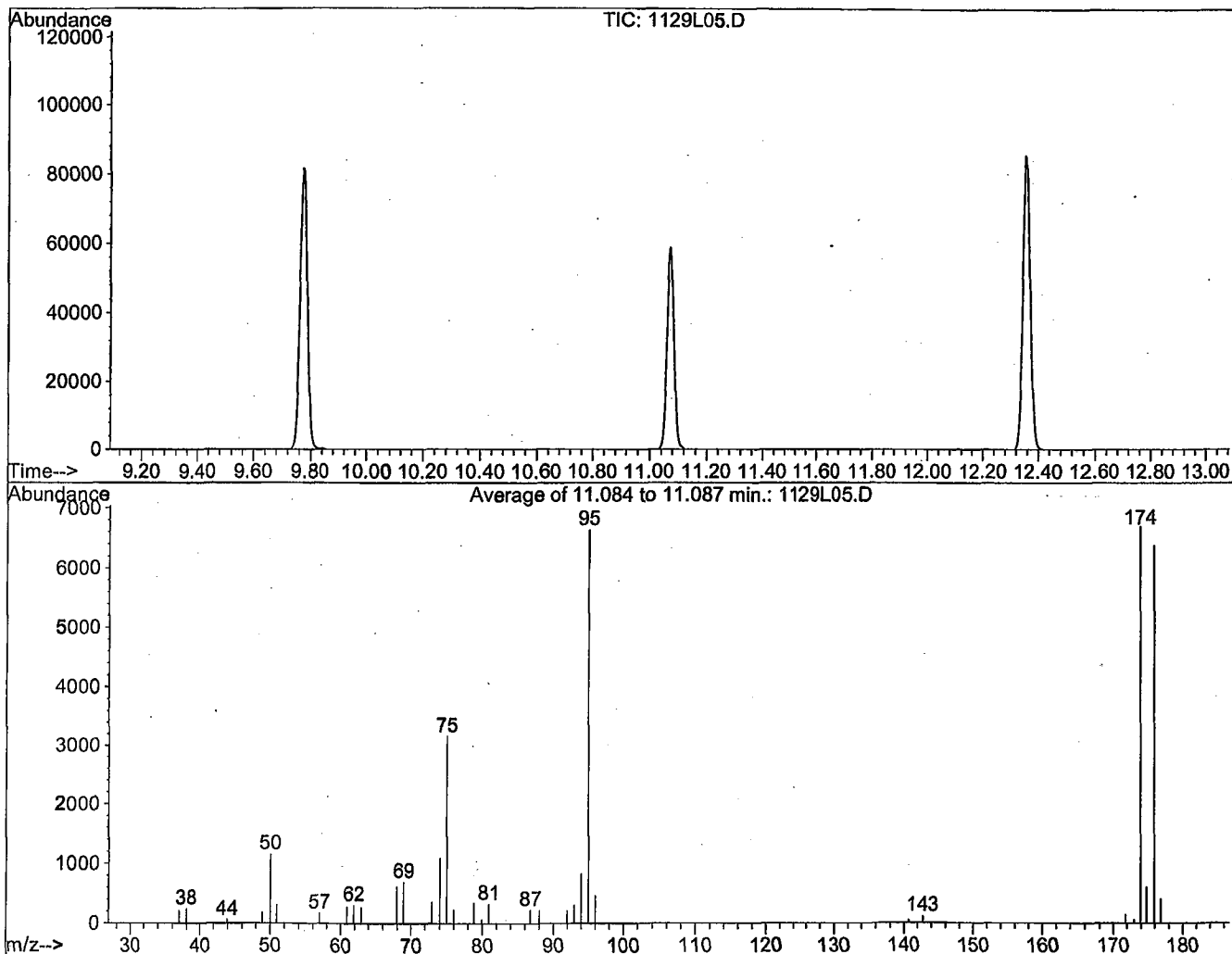
Method : M:\LOKI\DATA\211129\L1129W.M (RTE Integrator)  
Title : METHOD 8260B  
Last Update : Tue Nov 30 10:12:54 2021  
Response via : Initial Calibration



Data File : M:\LOKI\DATA\211129\1129L05.D  
 Acq On : 29 Nov 21 14:43  
 Sample : BLK  
 Misc : IS&S: 9/1/21

Vial: 3  
 Operator:  
 Inst : Loki  
 Multiplr: 1.00

Method : M:\LOKI\DATA\211129\L1129W.M (RTE Integrator)  
 Title : METHOD 8260B



Spectrum Information: Average of 11.084 to 11.087 min.

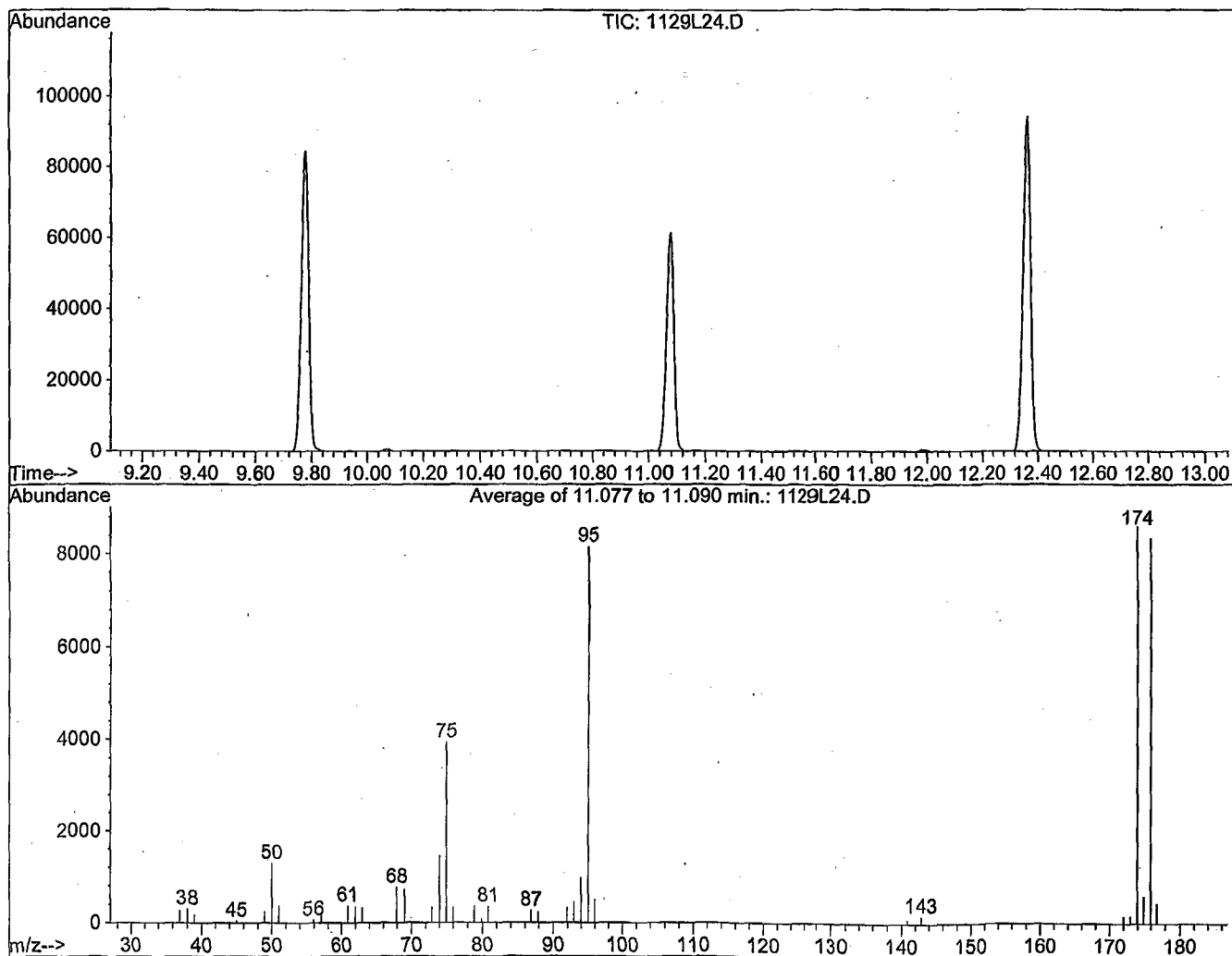
Target Mass	Rel. to Mass	Lower Limit%	Upper Limit%	Rel. Abn%	Raw Abn	Result
50	95	15	40	17.4	1155	PASS
75	95	30	60	47.6	3162	PASS
95	95	100	100	100.0	6637	PASS
96	95	5	9	7.0	466	PASS
173	174	0.00	2	1.0	64	PASS
174	95	50	200	101.0	6701	PASS
175	174	5	9	9.1	607	PASS
176	174	95	100	95.3	6386	PASS
177	176	5	9	6.5	415	PASS

BFB

Data File : M:\LOKI\DATA\211129\1129L24.D  
Acq On : 29 Nov 21 23:29  
Sample : 25ug/L BFB STD 10/29/21  
Misc : IS&S: 9/1/21

Vial: 22  
Operator:  
Inst : Loki  
Multiplr: 1.00

Method : M:\LOKI\DATA\211129\L1129W.M (RTE Integrator)  
Title : METHOD 8260B



Spectrum Information: Average of 11.077 to 11.090 min.

Target Mass	Rel. to Mass	Lower Limit%	Upper Limit%	Rel. Abn%	Raw Abn	Result Pass/Fail
50	95	15	40	15.8	1288	PASS
75	95	30	60	48.3	3937	PASS
95	95	100	100	100.0	8157	PASS
96	95	5	9	6.1	500	PASS
173	174	0.00	2	1.9	167	PASS
174	95	50	200	105.4	8597	PASS
175	174	5	9	6.8	586	PASS
176	174	95	100	97.1	8346	PASS
177	176	5	9	5.3	439	PASS

## LOKI 8260 Standard Prep

LOKI 8260 Water Calibration Curve										
0.3ug/L										
Prepared By (Initials): CH										
Prepared: 11/29/2021										
Expires: 12/15/2021										
Initial Standard Information							Final Standard Information			
Name of Initial Standard (QAU Label)	Supplier	APPL Mix Name	Conc. (ug/mL)	Reference To APPL Prep Date	Exp. Date	Exp. Date (Manufacturers)	Allquot From Stock	Final Volume	Solvent	Final Standard Conc. (ug/L)
VOA STD. 9	Various	0.3ug/L	5	Prepared 11/29/21	1/28/2022	N/A	3uL	50mL	P&T Water	0.3
VOA STD. 1	Absolute		50	Prepared 11/29/21	1/28/2022	N/A	5uL			5
VOA STD. 2	Phenova		100	Prepared 11/29/21	1/28/2022	N/A	2.5uL			5
VOA STD. TBA	Various		250	Prepared 11/29/21	12/15/2021	N/A	2uL			10
0.5ug/L										
Prepared: 11/29/2021										
Expires: 12/15/2021										
Initial Standard Information							Final Standard Information			
Name of Initial Standard (QAU Label)	Supplier	APPL Mix Name	Conc. (ug/mL)	Reference To APPL Prep Date	Exp. Date	Exp. Date (Manufacturers)	Allquot From Stock	Final Volume	Solvent	Final Standard Conc. (ug/L)
VOA STD. 9	Various	0.5ug/L	5	Prepared 11/29/21	1/28/2022	N/A	5uL	50mL	P&T Water	0.5
VOA STD. 1	Absolute		50	Prepared 11/29/21	1/28/2022	N/A	10uL			10
VOA STD. 2	Phenova		100	Prepared 11/29/21	1/28/2022	N/A	5uL			10
VOA STD. TBA	Various		250	Prepared 11/29/21	12/15/2021	N/A	5uL			25
1.0ug/L										
Prepared: 11/29/2021										
Expires: 12/15/2021										
Initial Standard Information							Final Standard Information			
Name of Initial Standard (QAU Label)	Supplier	APPL Mix Name	Conc. (ug/mL)	Reference To APPL Prep Date	Exp. Date	Exp. Date (Manufacturers)	Allquot From Stock	Final Volume	Solvent	Final Standard Conc. (ug/L)
VOA STD. 9	Various	1.0ug/L	5	Prepared 11/29/21	1/28/2022	N/A	10uL	50mL	P&T Water	1
VOA STD. 1	Absolute		50	Prepared 11/29/21	1/28/2022	N/A	20uL			20
VOA STD. 2	Phenova		100	Prepared 11/29/21	1/28/2022	N/A	10uL			20
VOA STD. TBA	Various		250	Prepared 11/29/21	12/15/2021	N/A	10uL			50
2.0ug/L										
Prepared: 11/29/2021										
Expires: 12/15/2021										
Initial Standard Information							Final Standard Information			
Name of Initial Standard (QAU Label)	Supplier	APPL Mix Name	Conc. (ug/mL)	Reference To APPL Prep Date	Exp. Date	Exp. Date (Manufacturers)	Allquot From Stock	Final Volume	Solvent	Final Standard Conc. (ug/L)
VOA STD. 9	Various	2.0ug/L	5	Prepared 11/29/21	1/28/2022	N/A	20uL	50mL	P&T Water	2
VOA STD. 1	Absolute		50	Prepared 11/29/21	1/28/2022	N/A	30uL			30
VOA STD. 2	Phenova		100	Prepared 11/29/21	1/28/2022	N/A	15uL			30
VOA STD. TBA	Various		250	Prepared 11/29/21	12/15/2021	N/A	15uL			75
5ug/L										
Prepared: 11/29/2021										
Expires: 12/15/2021										
Initial Standard Information							Final Standard Information			
Name of Initial Standard (QAU Label)	Supplier	APPL Mix Name	Conc. (ug/mL)	Reference To APPL Prep Date	Exp. Date	Exp. Date (Manufacturers)	Allquot From Stock	Final Volume	Solvent	Final Standard Conc. (ug/L)
VOA STD. 7	Various	5ug/L	50	Prepared 11/29/21	1/28/2022	N/A	5uL	50mL	P&T Water	5
VOA STD. 8	Phenova		50	Prepared 11/29/21	12/15/2021	N/A	5uL			5
VOA STD. 1	Absolute		50	Prepared 11/29/21	1/28/2022	N/A	40uL			40
VOA STD. 2	Phenova		100	Prepared 11/29/21	1/28/2022	N/A	20uL			20
VOA STD. TBA	Various		250	Prepared 11/29/21	12/15/2021	N/A	20uL			100
10ug/L										
Prepared: 11/29/2021										
Expires: 12/15/2021										
Initial Standard Information							Final Standard Information			
Name of Initial Standard (QAU Label)	Supplier	APPL Mix Name	Conc. (ug/mL)	Reference To APPL Prep Date	Exp. Date	Exp. Date (Manufacturers)	Allquot From Stock	Final Volume	Solvent	Final Standard Conc. (ug/L)
VOA STD. 7	Various	10ug/L	50	Prepared 11/29/21	1/28/2022	N/A	10uL	60mL	P&T Water	10
VOA STD. 8	Phenova		50	Prepared 11/29/21	12/15/2021	N/A	10uL			10
VOA STD. 1	Absolute		50	Prepared 11/29/21	1/28/2022	N/A	50uL			50
VOA STD. 2	Phenova		100	Prepared 11/29/21	1/28/2022	N/A	25uL			50
VOA STD. TBA	Various		250	Prepared 11/29/21	12/15/2021	N/A	25uL			125

20ug/L										
Prepared: 11/29/2021										
Expires: 12/15/2021										
Initial Standard Information						Final Standard Information				
Name of Initial Standard (QAU Label)	Supplier	APPL Mix Name	Conc. (ug/mL)	Reference To APPL Prep Date	Exp. Date	Exp. Date (Manufacturers)	Aliquot From Stock	Final Volume	Solvent	Final Standard Conc. (ug/L)
VOA STD. 7	Various	20ug/L	50	Prepared 11/29/21	1/28/2022	N/A	20uL	50mL	P&T Water	20
VOA STD. 8	Phenova		50	Prepared 11/29/21	12/15/2021	N/A	20uL			20
VOA STD. 1	Absolute		50	Prepared 11/29/21	1/28/2022	N/A	60uL			60
VOA STD. 2	Phenova		100	Prepared 11/29/21	1/28/2022	N/A	30uL			60
VOA STD. TBA	Various		250	Prepared 11/29/21	12/15/2021	N/A	30uL			150
40ug/L										
Prepared: 11/29/2021										
Expires: 12/15/2021										
Initial Standard Information						Final Standard Information				
Name of Initial Standard (QAU Label)	Supplier	APPL Mix Name	Conc. (ug/mL)	Reference To APPL Prep Date	Exp. Date	Exp. Date (Manufacturers)	Aliquot From Stock	Final Volume	Solvent	Final Standard Conc. (ug/L)
VOA STD. 7	Various	40ug/L	50	Prepared 11/29/21	1/28/2022	N/A	40uL	50mL	P&T Water	40
VOA STD. 8	Phenova		50	Prepared 11/29/21	12/15/2021	N/A	40uL			40
VOA STD. 1	Absolute		50	Prepared 11/29/21	1/28/2022	N/A	80uL			80
VOA STD. 2	Phenova		100	Prepared 11/29/21	1/28/2022	N/A	40uL			80
VOA STD. TBA	Various		250	Prepared 11/29/21	12/15/2021	N/A	35uL			175
100ug/L										
Prepared: 11/29/2021										
Expires: 12/15/2021										
Initial Standard Information						Final Standard Information				
Name of Initial Standard (QAU Label)	Supplier	APPL Mix Name	Conc. (ug/mL)	Reference To APPL Prep Date	Exp. Date	Exp. Date (Manufacturers)	Aliquot From Stock	Final Volume	Solvent	Final Standard Conc. (ug/L)
VOA STD. 7	Various	100ug/L	50	Prepared 11/29/21	1/28/2022	N/A	100uL	50mL	P&T Water	100
VOA STD. 8	Phenova		50	Prepared 11/29/21	12/15/2021	N/A	100uL			100
VOA STD. 1	Absolute		50	Prepared 11/29/21	1/28/2022	N/A	100uL			100
VOA STD. 2	Phenova		100	Prepared 11/29/21	1/28/2022	N/A	50uL			100
VOA STD. TBA	Various		250	Prepared 11/29/21	12/15/2021	N/A	40uL			200
LOKI 8260 Water Second Source (SS)										
Prepared: 11/29/2021										
Expires: 12/15/2021										
Initial Standard Information						Final Standard Information				
Name of Initial Standard (QAU Label)	Supplier	APPL Mix Name	Conc. (ug/mL)	Reference To APPL Prep Date	Exp. Date	Exp. Date (Manufacturers)	Aliquot From Stock	Final Volume	Solvent	Final Standard Conc. (ug/L)
VOA STD. 3	Phenova	8260 Water SS	100	Prepared 11/29/21	1/28/2022	N/A	25uL	50mL	P&T Water	50
VOA STD. GASES	Phenova	8260 Water SS	50	Prepared 11/29/21	1/28/2022	N/A	10uL			10
VOA STD. 0	Phenova	8260 Water SS	50	Prepared 11/29/21	1/28/2022	N/A	10uL			10
VOA STD. 2-CEVE	Absolute	8260 Water SS	50	Prepared 11/29/21	11/29/2021	N/A	50uL			50
VOA STD. 6	Various	8260 Water SS	50	Prepared 11/29/21	12/15/2021	N/A	10uL			10
Voa STD. TBA	Various	8260 Water SS	250	Prepared 11/29/21	12/15/2021	N/A	25uL			250
8260 Water Continuing Calibrations (CCV)/ Lab Control Spikes (LCS)										
Prepared: 11/29/2021										
Expires: 11/30/2021										
Initial Standard Information						Final Standard Information				
Name of Initial Standard (QAU Label)	Supplier	APPL Mix Name	Conc. (ug/mL)	Reference To APPL Prep Date	Exp. Date	Exp. Date (Manufacturers)	Aliquot From Stock	Final Volume	Solvent	Final Standard Conc. (ug/L)
VOA STD. 7	Various	CCV/LCS	50	Prepared 11/29/21	1/28/2022	N/A	10uL	50mL	P&T Water	10
VOA STD. 8	Phenova	CCV/LCS	50	Prepared 11/29/21	12/15/2021	N/A	10uL			10
VOA STD. 1	Absolute	CCV/LCS	50	Prepared 11/29/21	1/28/2022	N/A	50uL			50
VOA STD. 2	Phenova	CCV/LCS	100	Prepared 11/29/21	1/28/2022	N/A	25uL			50
VOA STD. TBA	Various	CCV/LCS	250	Prepared 11/29/21	12/15/2021	N/A	25uL			250

## Injection Log

Directory: M:\LOKIDATA\211129\

Line	Vial	FileName	Multiplier	SampleName	Misc Info	Injected
1	3	1129L05.D	1	25ug/L BFB STD 10/29/21	IS&S: 9/1/21	29 Nov 21 14:43
2	4	1129L06.D	1	0.3ug/L VOC STD 11/29/21	IS&S: 9/1/21	29 Nov 21 15:11
3	5	1129L07.D	1	0.5ug/L VOC STD 11/29/21	IS&S: 9/1/21	29 Nov 21 15:39
4	6	1129L08.D	1	1ug/L VOC STD 11/29/21	IS&S: 9/1/21	29 Nov 21 16:07
5	7	1129L09.D	1	2ug/L VOC STD 11/29/21	IS&S: 9/1/21	29 Nov 21 16:34
6	8	1129L10.D	1	5ug/L VOC STD 11/29/21	IS&S: 9/1/21	29 Nov 21 17:02
7	9	1129L11.D	1	10ug/L VOC STD 11/29/21	IS&S: 9/1/21	29 Nov 21 17:30
8	10	1129L12.D	1	20ug/L VOC STD 11/29/21	IS&S: 9/1/21	29 Nov 21 17:57
9	11	1129L13.D	1	40ug/L VOC STD 11/29/21	IS&S: 9/1/21	29 Nov 21 18:25
10	12	1129L14.D	1	100ug/L VOC STD 11/29/21	IS&S: 9/1/21	29 Nov 21 18:53
11	14	1129L16.D	1	(SS) 10ug/L VOC STD 11/29/21	IS&S: 9/1/21	29 Nov 21 19:48
12	24	1129L26.D	1	211129A CCV 10ug/L	IS&S: 9/1/21	30 Nov 21 00:24
13	25	1129L27.D	1	211129A LCS 10ug/L	IS&S: 9/1/21	30 Nov 21 00:52
14	26	1129L28.D	1	211129A LCSD 10ug/L	IS&S: 9/1/21	30 Nov 21 1:20
15	29	1129L31.D	1	211129A BLK	IS&S: 9/1/21	30 Nov 21 2:42
16	35	1129L37.D	2	BA46820W01	IS&S: 9/1/21	30 Nov 21 5:28
17	36	1129L38.D	1	BA46821W01	IS&S: 9/1/21	30 Nov 21 5:56
18	37	1129L39.D	1	BA46822W01	IS&S: 9/1/21	30 Nov 21 6:23
19	38	1129L40.D	1	BA46823W01	IS&S: 9/1/21	30 Nov 21 6:51
20	43	1129L45.D	1	Ending CCV 10ug/L 11/29/21	IS&S: 9/1/21	30 Nov 21 9:09

**ORGANICS**  
**Calibration Data**



VOLATILE ORGANIC ANALYSIS  
VOLATILE ORGANIC COMPOUNDS

Form 6  
Initial Calibration

Lab Name: APPL, Inc.  
Case No: \_\_\_\_\_  
Matrix: Water

SDG No: \_\_\_\_\_  
Initial Cal. Date: 11/29/2021  
Instrument: Loki

Initials: EO

1129L17.D 1129L18.D 1129L19.D 1129L20.D 1129L21.D 1129L22.D 1129L23.D

	Compound	1	2	3	4	5	6	7			Avg	%RSD	Type	r <sup>2</sup>	Q	MRF
1	I Fluorobenzene (IS)															
2	TMHBU Gasoline C6-C10	5.351	2.187	1.143	0.4792	0.3164	0.2907	0.2749			1.4	130	TMHB	0.992		
3	I Chlorobenzene-D5 (IS)															
4	I 1,4-Dichlorobenzene-D (IS)															
5																
6																
7																
8																
9																
10																
11																
12																
13																
14																
15																
16																
17																
18																
19																
20																
21																
22																
23																
24																
25																
26																
27																
28																
29																
30																
31																
32																
33																
34																
35																

Data File : M:\LOKI\DATA\211129\1129L17.D Vial: 15  
 Acq On : 29 Nov 21 20:16 Operator:  
 Sample : 20ug/L GAS STD 11/29/21 Inst : Loki  
 Misc : IS&S: 9/1/21 Multiplr: 1.00

Quant Time: Dec 1 11:44 2021 Quant Results File: LGAS1129.RE

Quant Method : M:\LOKI\DATA\211129\LGAS1129.M (RTE Integrator)  
 Title : METHOD 8260B  
 Last Update : Wed Dec 01 11:44:00 2021  
 Response via : Initial Calibration  
 DataAcq Meth : L8260

Internal Standards	R.T.	QIon	Response	Conc	Units	Dev (Min)
1) Fluorobenzene (IS)	6.31	TIC	126669	25.00	ppb	0.00
3) Chlorobenzene-D5 (IS)	12.36	TIC	183070	25.00	ppb	0.00
4) 1,4-Dichlorobenzene-D (IS)	0.00	TIC	0	0.00	ppb	-12.54

System Monitoring Compounds

Target Compounds	R.T.	QIon	Response	Conc	Units	Qvalue
2) Gasoline C6-C10	8.18	TIC	542259m	-0.58	ppb	100

Quantitation Report


Data File : M:\LOKI\DATA\211129\1129L17.D  
Acq On : 29 Nov 21 20:16  
Sample : 20ug/L GAS STD 11/29/21  
Misc : IS&S: 9/1/21

Vial: 15  
Operator:  
Inst : Loki  
Multiplr: 1.00

Quant Time: Dec 1 11:44 2021

Quant Results File: LGAS1129.RE

Method : M:\LOKI\DATA\211129\LGAS1129.M (RTE Integrator)  
Title : METHOD 8260B  
Last Update : Wed Dec 01 11:45:27 2021  
Response via : Initial Calibration



Data File : M:\LOKI\DATA\211129\1129L18.D Vial: 16  
 Acq On : 29 Nov 21 20:44 Operator:  
 Sample : 50ug/L GAS STD 11/29/21 Inst : Loki  
 Misc : IS&S: 9/1/21 Multiplr: 1.00

Quant Time: Dec 1 11:44 2021 Quant Results File: LGAS1129.RE

Quant Method : M:\LOKI\DATA\211129\LGAS1129.M (RTE Integrator)  
 Title : METHOD 8260B  
 Last Update : Wed Dec 01 11:44:00 2021  
 Response via : Initial Calibration  
 DataAcq Meth : L8260

Internal Standards	R.T.	QIon	Response	Conc	Units	Dev (Min)
1) Fluorobenzene (IS)	6.30	TIC	124451	25.00	ppb	0.00
3) Chlorobenzene-D5 (IS)	12.36	TIC	178072	25.00	ppb	0.00
4) 1,4-Dichlorobenzene-D (IS)	0.00	TIC	0	0.00	ppb	-12.54

System Monitoring Compounds

Target Compounds	R.T.	QIon	Response	Conc	Units	Qvalue
2) Gasoline C6-C10	8.18	TIC	544304m	9.06	ppb	100

Quantitation Report


Data File : M:\LOKI\DATA\211129\1129L18.D  
Acq On : 29 Nov 21 20:44  
Sample : 50ug/L GAS STD 11/29/21  
Misc : IS&S: 9/1/21

Vial: 16  
Operator:  
Inst : Loki  
Multiplr: 1.00

Quant Time: Dec 1 11:44 2021

Quant Results File: LGAS1129.RE

Method : M:\LOKI\DATA\211129\LGAS1129.M (RTE Integrator)  
Title : METHOD 8260B  
Last Update : Wed Dec 01 11:45:27 2021  
Response via : Initial Calibration



Data File : M:\LOKI\DATA\211129\1129L19.D  
Acq On : 29 Nov 21 21:11  
Sample : 100ug/L GAS STD 11/29/21  
Misc : IS&S: 9/1/21

Vial: 17  
Operator:  
Inst : Loki  
Multiplr: 1.00

Quant Time: Dec 1 11:44 2021

Quant Results File: LGAS1129.RE

Quant Method : M:\LOKI\DATA\211129\LGAS1129.M (RTE Integrator)  
Title : METHOD 8260B  
Last Update : Wed Dec 01 11:44:00 2021  
Response via : Initial Calibration  
DataAcq Meth : L8260

Internal Standards	R.T.	QIon	Response	Conc	Units	Dev (Min)
1) Fluorobenzene (IS)	6.30	TIC	125351	25.00	ppb	0.00
3) Chlorobenzene-D5 (IS)	12.36	TIC	179277	25.00	ppb	0.00
4) 1,4-Dichlorobenzene-D (IS)	0.00	TIC	0	0.00	ppb	-12.54

System Monitoring Compounds

Target Compounds	R.T.	QIon	Response	Conc	Units	Qvalue
2) Gasoline C6-C10	8.18	TIC	573031m	29.60	ppb	100

Quantitation Report


Data File : M:\LOKI\DATA\211129\1129L19.D  
Acq On : 29 Nov 21 21:11  
Sample : 100ug/L GAS STD 11/29/21  
Misc : IS&S: 9/1/21

Vial: 17  
Operator:  
Inst : Loki  
Multiplr: 1.00

Quant Time: Dec 1 11:44 2021

Quant Results File: LGAS1129.RE

Method : M:\LOKI\DATA\211129\LGAS1129.M (RTE Integrator)  
Title : METHOD 8260B  
Last Update : Wed Dec 01 11:45:27 2021  
Response via : Initial Calibration



Data File : M:\LOKI\DATA\211129\1129L20.D  
 Acq On : 29 Nov 21 21:39  
 Sample : 300ug/L GAS STD 11/29/21  
 Misc : IS&S: 9/1/21

Vial: 18  
 Operator:  
 Inst : Loki  
 Multiplr: 1.00

Quant Time: Dec 1 11:44 2021

Quant Results File: LGAS1129.RE

Quant Method : M:\LOKI\DATA\211129\LGAS1129.M (RTE Integrator)  
 Title : METHOD 8260B  
 Last Update : Wed Dec 01 11:44:00 2021  
 Response via : Initial Calibration  
 DataAcq Meth : L8260

Internal Standards	R.T.	QIon	Response	Conc	Units	Dev (Min)
1) Fluorobenzene (IS)	6.31	TIC	134100	25.00	ppb	0.00
3) Chlorobenzene-D5 (IS)	12.36	TIC	192872	25.00	ppb	0.00
4) 1,4-Dichlorobenzene-D (IS)	0.00	TIC	0	0.00	ppb	-12.54

System Monitoring Compounds

Target Compounds	R.T.	QIon	Response	Conc	Units	Qvalue
2) Gasoline C6-C10	8.18	TIC	771084m	152.06	ppb	100



Quantitation Report

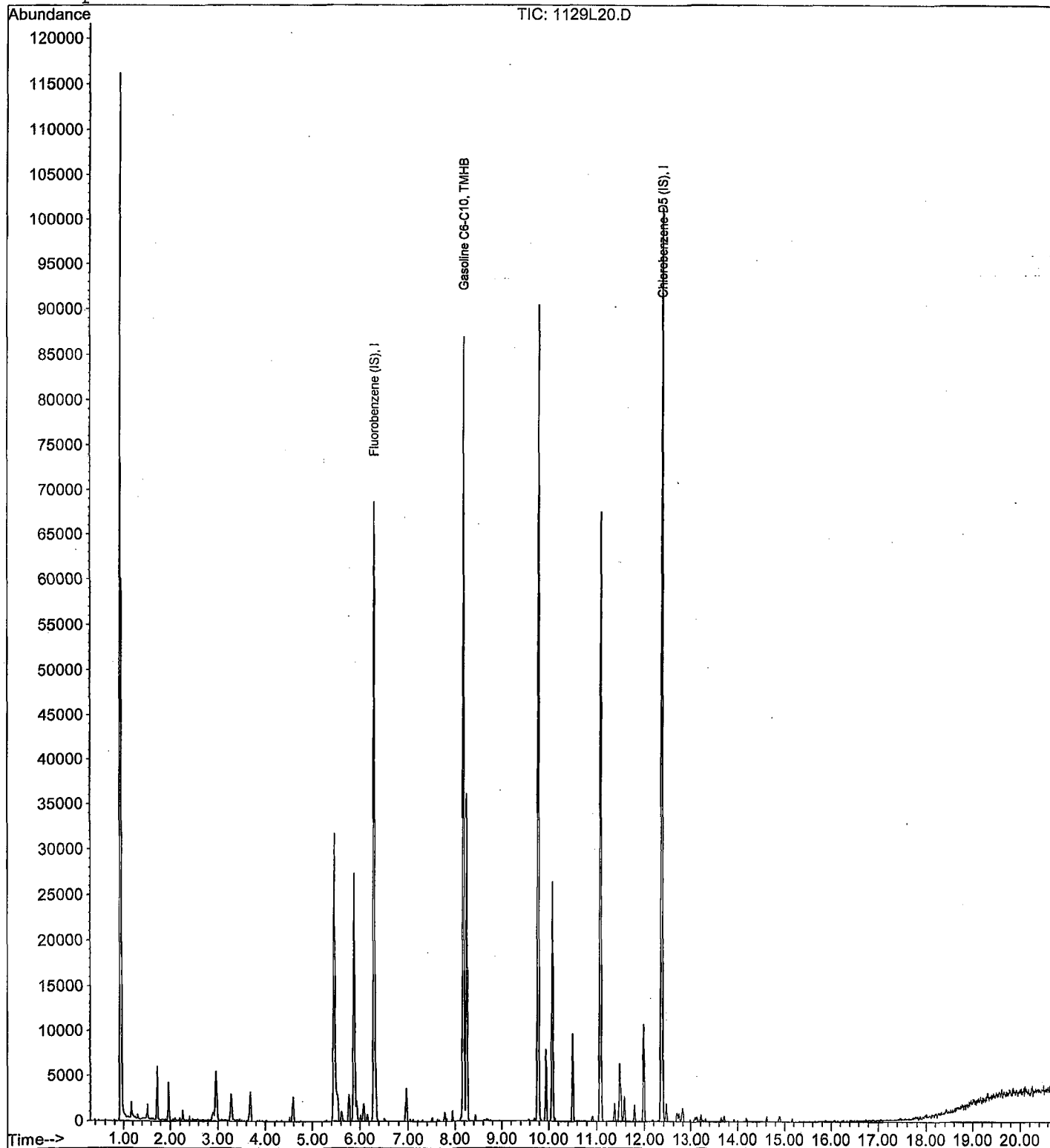
Data File : M:\LOKI\DATA\211129\1129L20.D  
Acq On : 29 Nov 21 21:39  
Sample : 300ug/L GAS STD 11/29/21  
Misc : IS&S: 9/1/21

Vial: 18  
Operator:  
Inst : Loki  
Multiplr: 1.00

Quant Time: Dec 1 11:44 2021

Quant Results File: LGAS1129.RE

Method : M:\LOKI\DATA\211129\LGAS1129.M (RTE Integrator)  
Title : METHOD 8260B  
Last Update : Wed Dec 01 11:45:27 2021  
Response via : Initial Calibration



Data File : M:\LOKI\DATA\211129\1129L21.D Vial: 19  
 Acq On : 29 Nov 21 22:06 Operator:  
 Sample : 600ug/L GAS STD 11/29/21 Inst : Loki  
 Misc : IS&S: 9/1/21 Multiplr: 1.00

Quant Time: Dec 1 11:44 2021

Quant Results File: LGAS1129.RE

Quant Method : M:\LOKI\DATA\211129\LGAS1129.M (RTE Integrator)  
 Title : METHOD 8260B  
 Last Update : Wed Dec 01 11:44:00 2021  
 Response via : Initial Calibration  
 DataAcq Meth : L8260

Internal Standards	R.T.	QIon	Response	Conc	Units	Dev (Min)
1) Fluorobenzene (IS)	6.30	TIC	126608	25.00	ppb	0.00
3) Chlorobenzene-D5 (IS)	12.36	TIC	191863	25.00	ppb	0.00
4) 1,4-Dichlorobenzene-D (IS)	0.00	TIC	0	0.00	ppb	-12.54

System Monitoring Compounds

Target Compounds	R.T.	QIon	Response	Conc	Units	Qvalue
2) Gasoline C6-C10	8.18	TIC	961409m	343.60	ppb	100

Quantitation Report

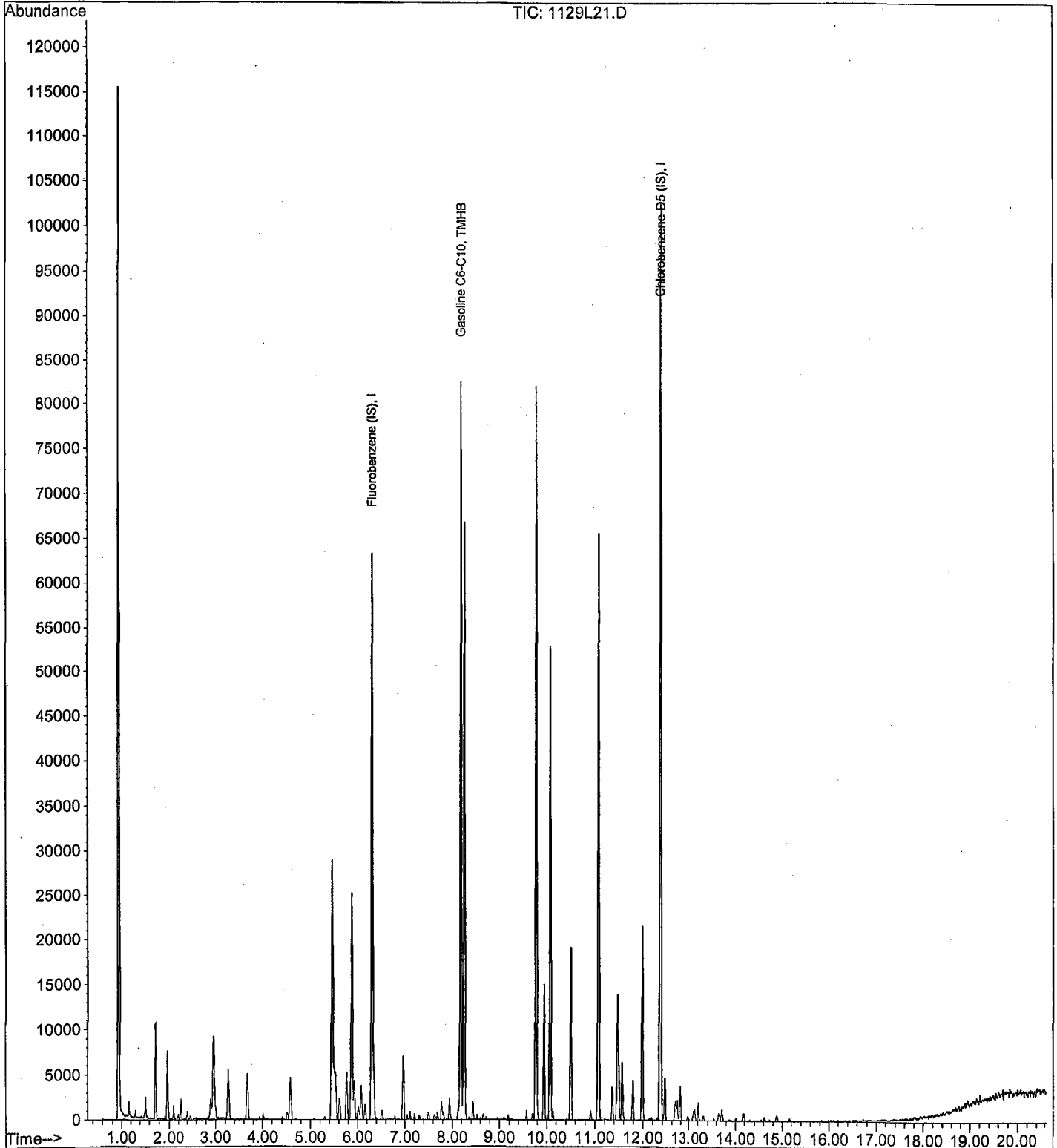
Data File : M:\LOKI\DATA\211129\1129L21.D  
Acq On : 29 Nov 21 22:06  
Sample : 600ug/L GAS STD 11/29/21  
Misc : IS&S: 9/1/21

Vial: 19  
Operator:  
Inst : Loki  
Multiplr: 1.00

Quant Time: Dec 1 11:44 2021

Quant Results File: LGAS1129.RE

Method : M:\LOKI\DATA\211129\LGAS1129.M (RTE Integrator)  
Title : METHOD 8260B  
Last Update : Wed Dec 01 11:45:27 2021  
Response via : Initial Calibration



Data File : M:\LOKI\DATA\211129\1129L22.D  
Acq On : 29 Nov 21 22:34  
Sample : 800ug/L GAS STD 11/29/21  
Misc : IS&S: 9/1/21

Vial: 20  
Operator:  
Inst : Loki  
Multiplr: 1.00

Quant Time: Dec 1 11:44 2021

Quant Results File: LGAS1129.RE

Quant Method : M:\LOKI\DATA\211129\LGAS1129.M (RTE Integrator)  
Title : METHOD 8260B  
Last Update : Wed Dec 01 11:44:00 2021  
Response via : Initial Calibration  
DataAcq Meth : L8260

Internal Standards	R.T.	QIon	Response	Conc	Units	Dev (Min)
1) Fluorobenzene (IS)	6.31	TIC	136911	25.00	ppb	0.00
3) Chlorobenzene-D5 (IS)	12.36	TIC	197472	25.00	ppb	0.00
4) 1,4-Dichlorobenzene-D (IS)	0.00	TIC	0	0.00	ppb	-12.54

#### System Monitoring Compounds

Target Compounds	R.T.	QIon	Response	Conc	Units	Qvalue
2) Gasoline C6-C10	8.18	TIC	1273581m	521.12	ppb	100

Quantitation Report


Data File : M:\LOKI\DATA\211129\1129L22.D  
Acq On : 29 Nov 21 22:34  
Sample : 800ug/L GAS STD 11/29/21  
Misc : IS&S: 9/1/21

Vial: 20  
Operator:  
Inst : Loki  
Multiplr: 1.00

Quant Time: Dec 1 11:44 2021

Quant Results File: LGAS1129.RE

Method : M:\LOKI\DATA\211129\LGAS1129.M (RTE Integrator)  
Title : METHOD 8260B  
Last Update : Wed Dec 01 11:45:27 2021  
Response via : Initial Calibration



Data File : M:\LOKI\DATA\211129\1129L23.D Vial: 21  
 Acq On : 29 Nov 21 23:02 Operator:  
 Sample : 1000ug/L GAS STD 11/29/21 Inst : Loki  
 Misc : IS&S: 9/1/21 Multiplr: 1.00

Quant Time: Dec 1 11:44 2021 Quant Results File: LGAS1129.RE

Quant Method : M:\LOKI\DATA\211129\LGAS1129.M (RTE Integrator)  
 Title : METHOD 8260B  
 Last Update : Wed Dec 01 11:44:00 2021  
 Response via : Initial Calibration  
 DataAcq Meth : L8260

Internal Standards	R.T.	QIon	Response	Conc	Units	Dev(Min)
1) Fluorobenzene (IS)	6.31	TIC	142235	25.00	ppb	0.00
3) Chlorobenzene-D5 (IS)	12.36	TIC	206539	25.00	ppb	0.00
4) 1,4-Dichlorobenzene-D (IS)	0.00	TIC	0	0.00	ppb	-12.54

System Monitoring Compounds

Target Compounds	R.T.	QIon	Response	Conc	Units	Qvalue
2) Gasoline C6-C10	8.18	TIC	1564213m	697.24	ppb	100

Quantitation Report

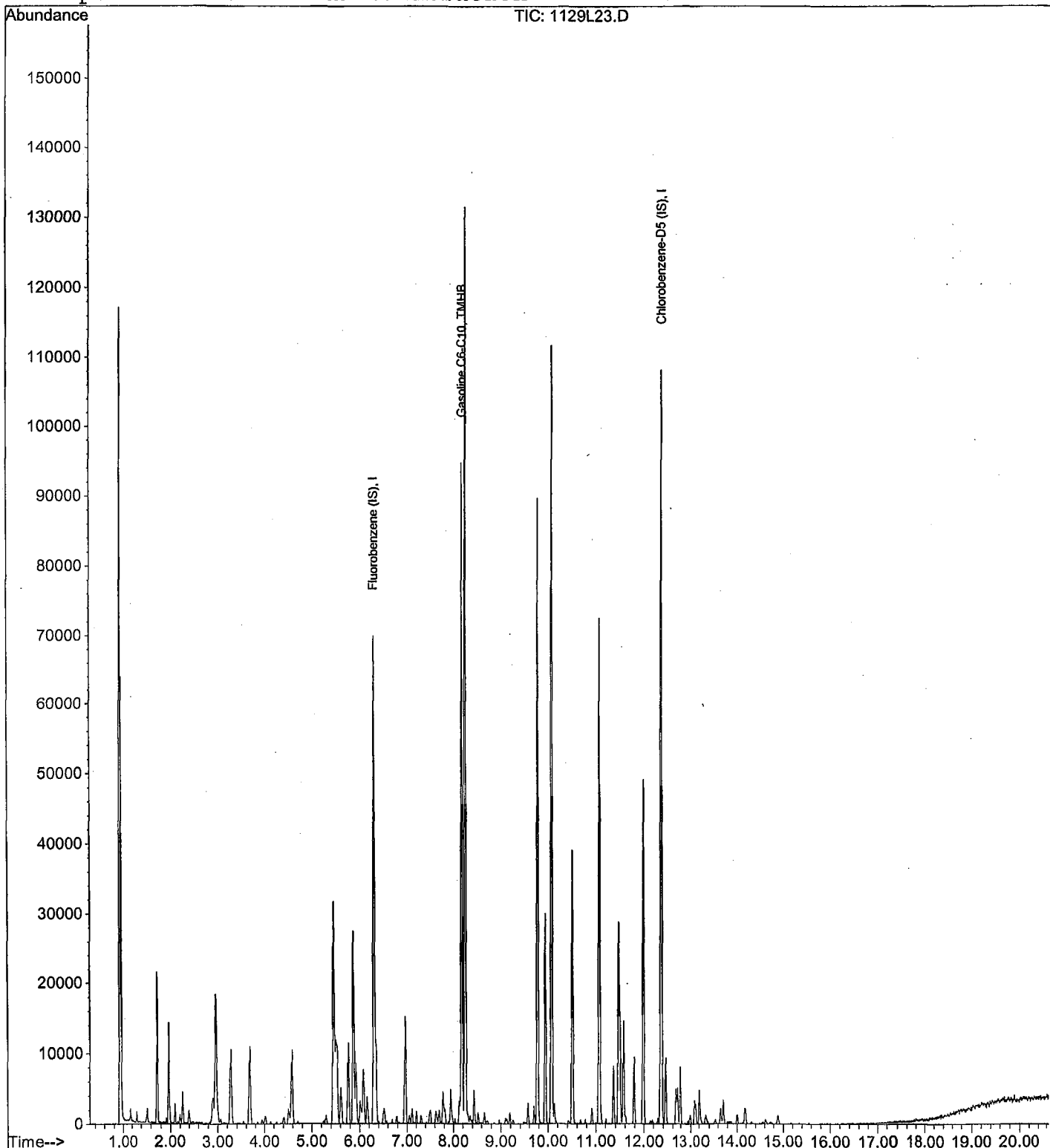
Data File : M:\LOKI\DATA\211129\1129L23.D  
Acq On : 29 Nov 21 23:02  
Sample : 1000ug/L GAS STD 11/29/21  
Misc : IS&S: 9/1/21

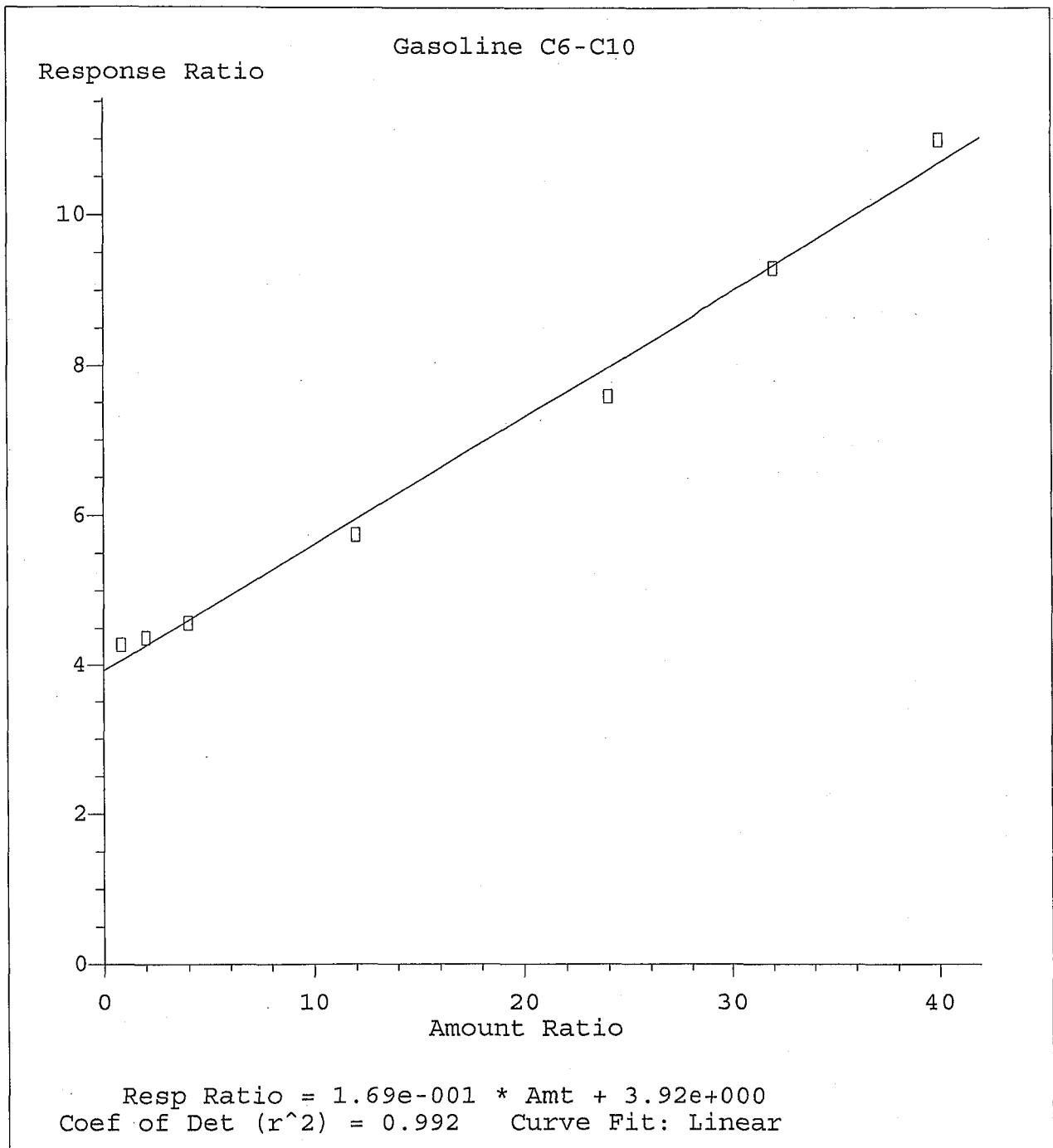
Vial: 21  
Operator:  
Inst : Loki  
Multiplr: 1.00

Quant Time: Dec 1 11:44 2021

Quant Results File: LGAS1129.RE

Method : M:\LOKI\DATA\211129\LGAS1129.M (RTE Integrator)  
Title : METHOD 8260B  
Last Update : Wed Dec 01 11:45:27 2021  
Response via : Initial Calibration





Method Name: M:\LOKI\DATA\211129\LGAS1129.M  
 Calibration Table Last Updated: Wed Dec 01 11:45:27 2021



VOLATILE ORGANIC ANALYSIS  
VOLATILE ORGANIC COMPOUNDS

Form 7

Second Source Calibration

Lab Name: APPL, Inc.

SDG No: \_\_\_\_\_

Case No: \_\_\_\_\_

Date Analyzed: 11/29/2021

Matrix: Water

Instrument: Loki

Initial Cal. Date: 11/29/2021

Data File: 1129L25.D

	Compound	MEAN	CCRF	%D		%Drift
1	TMHB Gasoline C6-C10	1.435	0.4881	66	TMHBL	4.6
2						
3						
4						
5						
6						
7						
8						
9						
10						
11						
12						
13						
14						
15						
16						
17						
18						
19						
20						
21						
22						
23						
24						
25						
26						
27						
28						
29						
30						
31						
32						
33						
34						
35						
36						
37						
38						
39						
40	Average			66.0		

Data File : M:\LOKI\DATA\211129\1129L25.D Vial: 23  
 Acq On : 29 Nov 21 23:57 Operator:  
 Sample : (SS) 300ug/L GAS STD 11/29/21 Inst : Loki  
 Misc : IS&S: 9/1/21 Multiplr: 1.00

Quant Time: Dec 1 11:46 2021 Quant Results File: LGAS1129.RES

Quant Method : M:\LOKI\DATA\211129\LGAS1129.M (RTE Integrator)  
 Title : METHOD 8260B  
 Last Update : Wed Dec 01 11:45:27 2021  
 Response via : Initial Calibration  
 DataAcq Meth : L8260

Internal Standards	R.T.	QIon	Response	Conc	Units	Dev (Min)
1) Fluorobenzene (IS)	6.30	TIC	127574	25.00	ppb	0.00
3) Chlorobenzene-D5 (IS)	12.36	TIC	181033	25.00	ppb	0.00
4) 1,4-Dichlorobenzene-D (IS)	0.00	TIC	0	0.00	ppb	-12.54

System Monitoring Compounds

Target Compounds	R.T.	QIon	Response	Conc	Units	Qvalue
2) Gasoline C6-C10	9.77	TIC	747241m	286.08	ppb	100

Quantitation Report


Data File : M:\LOKI\DATA\211129\1129L25.D  
Acq On : 29 Nov 21 23:57  
Sample : (SS) 300ug/L GAS STD 11/29/21  
Misc : IS&S: 9/1/21

Vial: 23  
Operator:  
Inst : Loki  
Multiplr: 1.00

Quant Time: Dec 1 11:46 2021

Quant Results File: LGAS1129.RES

Method : M:\LOKI\DATA\211129\LGAS1129.M (RTE Integrator)  
Title : METHOD 8260B  
Last Update : Wed Dec 01 11:45:27 2021  
Response via : Initial Calibration



VOLATILE ORGANIC ANALYSIS  
VOLATILE ORGANIC COMPOUNDS

Form 6  
Initial Calibration

Lab Name: APPL, Inc.  
Case No: \_\_\_\_\_  
Matrix: Water

SDG No: \_\_\_\_\_  
Initial Cal. Date: 11/29/2021  
Instrument: Loki

Initials: EO

1129L06.D 1129L07.D 1129L08.D 1129L09.D 1129L10.D 1129L11.D 1129L12.D 1129L13.D 1129L14.D

	Compound	1	2	3	4	5	6	7	8	9		Avg	%RSD	Type	r^2	Q	MRF
1	I Fluorobenzene (IS)																
2	S Dibromofluoromethane(S)	0.3810	0.3408	0.2991	0.2973	0.3093	0.3078	0.2975	0.2934	0.2688		0.31	10	S			
3	S 1,2-DCA-D4(S)	0.3827	0.3619	0.3201	0.3092	0.3273	0.3229	0.3039	0.3018	0.2698		0.32	10	S			
4	I Chlorobenzene-D5 (IS)																
5	S Toluene-D8(S)	1.099	1.130	0.9590	0.9826	1.097	1.114	1.159	1.181	1.058		1.1	6.9	S			
6	S 4-Bromofluorobenzene(S)	0.4590	0.4110	0.3756	0.3460	0.4192	0.4452	0.4734	0.4843	0.4834		0.43	11	S			
7	I 1,4-Dichlorobenzene-D4 (IS)																
8																	
9																	
10																	
11																	
12																	
13																	
14																	
15																	
16																	
17																	
18																	
19																	
20																	
21																	
22																	
23																	
24																	
25																	
26																	
27																	
28																	
29																	
30																	
31																	
32																	
33																	
34																	
35																	

Data File : M:\LOKI\DATA\211129\1129L06.D Vial: 4  
 Acq On : 29 Nov 21 15:11 Operator:  
 Sample : 0.3ug/L VOC STD 11/29/21 Inst : Loki  
 Misc : IS&S: 9/1/21 Multiplr: 1.00

Quant Time: Dec 1 16:24 2021 Quant Results File: LSUR1129.RES

Quant Method : M:\LOKI\DATA\211129\LSUR1129.M (RTE Integrator)  
 Title : METHOD 8260B  
 Last Update : Wed Dec 01 11:59:30 2021  
 Response via : Initial Calibration  
 DataAcq Meth : L8260

Internal Standards	R.T.	QIon	Response	Conc	Units	Dev (Min)
1) Fluorobenzene (IS)	6.30	96	57920	25.00	ppb	0.00
4) Chlorobenzene-D5 (IS)	9.77	117	51918	25.00	ppb	0.00
7) 1,4-Dichlorobenzene-D4 (IS)	12.36	152	28603	25.00	ppb	0.00
System Monitoring Compounds						
2) Dibromofluoromethane (S)	5.45	113	4413	6.13	ppb	0.00
Spiked Amount	25.000		Recovery	= 24.536%		
3) 1,2-DCA-D4 (S)	5.87	65	4433	5.94	ppb	0.00
Spiked Amount	25.000		Recovery	= 23.756%		
5) Toluene-D8 (S)	8.18	98	11410	5.06	ppb	0.00
Spiked Amount	25.000		Recovery	= 20.228%		
6) 4-Bromofluorobenzene (S)	11.07	174	4766	5.30	ppb	0.00
Spiked Amount	25.000		Recovery	= 21.200%		

Target Compounds Qvalue

Quantitation Report


Data File : M:\LOKI\DATA\211129\1129L06.D  
Acq On : 29 Nov 21 15:11  
Sample : 0.3ug/L VOC STD 11/29/21  
Misc : IS&S: 9/1/21

Vial: 4  
Operator:  
Inst : Loki  
Multiplr: 1.00

Quant Time: Dec 1 16:24 2021

Quant Results File: LSUR1129.RE

Method : M:\LOKI\DATA\211129\LSUR1129.M (RTE Integrator)  
Title : METHOD 8260B  
Last Update : Wed Dec 01 11:59:30 2021  
Response via : Initial Calibration



Data File : M:\LOKI\DATA\211129\1129L07.D  
 Acq On : 29 Nov 21 15:39  
 Sample : 0.5ug/L VOC STD 11/29/21  
 Misc : IS&S: 9/1/21

Vial: 5  
 Operator:  
 Inst : Loki  
 Multiplr: 1.00

Quant Time: Dec 1 16:24 2021

Quant Results File: LSUR1129.RE

Quant Method : M:\LOKI\DATA\211129\LSUR1129.M (RTE Integrator)  
 Title : METHOD 8260B  
 Last Update : Wed Dec 01 11:59:30 2021  
 Response via : Initial Calibration  
 DataAcq Meth : L8260

Internal Standards	R.T.	QIon	Response	Conc	Units	Dev (Min)
1) Fluorobenzene (IS)	6.30	96	60232	25.00	ppb	0.00
4) Chlorobenzene-D5 (IS)	9.78	117	52563	25.00	ppb	0.00
7) 1,4-Dichlorobenzene-D4 (IS)	12.36	152	29762	25.00	ppb	0.00
<b>System Monitoring Compounds</b>						
2) Dibromofluoromethane (S)	5.45	113	4105	5.49	ppb	0.00
Spiked Amount	25.000		Recovery	=	21.948%	
3) 1,2-DCA-D4 (S)	5.87	65	4359	5.62	ppb	0.00
Spiked Amount	25.000		Recovery	=	22.464%	
5) Toluene-D8 (S)	8.18	98	11880	5.20	ppb	0.00
Spiked Amount	25.000		Recovery	=	20.800%	
6) 4-Bromofluorobenzene (S)	11.07	174	4321	4.75	ppb	0.00
Spiked Amount	25.000		Recovery	=	18.984%	

Target Compounds

Qvalue

Quantitation Report


Data File : M:\LOKI\DATA\211129\1129L07.D  
Acq On : 29 Nov 21 15:39  
Sample : 0.5ug/L VOC STD 11/29/21  
Misc : IS&S: 9/1/21

Vial: 5  
Operator:  
Inst : Loki  
Multiplr: 1.00

Quant Time: Dec 1 16:24 2021

Quant Results File: LSUR1129.RES

Method : M:\LOKI\DATA\211129\LSUR1129.M (RTE Integrator)  
Title : METHOD 8260B  
Last Update : Wed Dec 01 11:59:30 2021  
Response via : Initial Calibration





Data File : M:\LOKI\DATA\211129\1129L08.D	Vial: 6
Acq On : 29 Nov 21 16:07	Operator:
Sample : 1ug/L VOC STD 11/29/21	Inst : Loki
Misc : IS&S: 9/1/21	Multiplr: 1.00

Quant Time: Dec 1 16:25 2021

Quant Results File: LSUR1129.RE

Quant Method : M:\LOKI\DATA\211129\LSUR1129.M (RTE Integrator)  
 Title : METHOD 8260B  
 Last Update : Wed Dec 01 11:59:30 2021  
 Response via : Initial Calibration  
 DataAcq Meth : L8260

Internal Standards	R.T.	QIon	Response	Conc	Units	Dev (Min)
1) Fluorobenzene (IS)	6.31	96	59195	25.00	ppb	0.00
4) Chlorobenzene-D5 (IS)	9.78	117	52852	25.00	ppb	0.00
7) 1,4-Dichlorobenzene-D4 (IS)	12.36	152	31101	25.00	ppb	0.00
<b>System Monitoring Compounds</b>						
2) Dibromofluoromethane(S)	5.45	113	7083	9.63	ppb	0.00
Spiked Amount				25.000		
			Recovery	=	38.532%	
3) 1,2-DCA-D4(S)	5.87	65	7580	9.94	ppb	0.00
Spiked Amount				25.000		
			Recovery	=	39.744%	
5) Toluene-D8(S)	8.17	98	20275	8.83	ppb	0.00
Spiked Amount				25.000		
			Recovery	=	35.304%	
6) 4-Bromofluorobenzene(S)	11.07	174	7940	8.67	ppb	0.00
Spiked Amount				25.000		
			Recovery	=	34.696%	

Target Compounds Qvalue

Quantitation Report


Data File : M:\LOKI\DATA\211129\1129L08.D  
Acq On : 29 Nov 21 16:07  
Sample : 1ug/L VOC STD 11/29/21  
Misc : IS&S: 9/1/21

Vial: 6  
Operator:  
Inst : Loki  
Multiplr: 1.00

Quant Time: Dec 1 16:25 2021

Quant Results File: LSUR1129.RE

Method : M:\LOKI\DATA\211129\LSUR1129.M (RTE Integrator)  
Title : METHOD 8260B  
Last Update : Wed Dec 01 11:59:30 2021  
Response via : Initial Calibration



Data File : M:\LOKI\DATA\211129\1129L09.D  
 Acq On : 29 Nov 21 16:34  
 Sample : 2ug/L VOC STD 11/29/21  
 Misc : IS&S: 9/1/21

Vial: 7  
 Operator:  
 Inst : Loki  
 Multiplr: 1.00

Quant Time: Dec 1 16:25 2021

Quant Results File: LSUR1129.RE

Quant Method : M:\LOKI\DATA\211129\LSUR1129.M (RTE Integrator)  
 Title : METHOD 8260B  
 Last Update : Wed Dec 01 11:59:30 2021  
 Response via : Initial Calibration  
 DataAcq Meth : L8260

Internal Standards	R.T.	QIon	Response	Conc	Units	Dev(Min)
1) Fluorobenzene (IS)	6.31	96	60708	25.00	ppb	0.00
4) Chlorobenzene-D5 (IS)	9.78	117	54676	25.00	ppb	0.00
7) 1,4-Dichlorobenzene-D4 (IS)	12.36	152	31774	25.00	ppb	0.00
<b>System Monitoring Compounds</b>						
2) Dibromofluoromethane(S)	5.45	113	7220	9.57	ppb	0.00
Spiked Amount	25.000		Recovery	=	38.296%	
3) 1,2-DCA-D4(S)	5.87	65	7509	9.60	ppb	0.00
Spiked Amount	25.000		Recovery	=	38.392%	
5) Toluene-D8(S)	8.17	98	21489	9.04	ppb	0.00
Spiked Amount	25.000		Recovery	=	36.172%	
6) 4-Bromofluorobenzene(S)	11.07	174	7567	7.99	ppb	0.00
Spiked Amount	25.000		Recovery	=	31.960%	

Target Compounds

Qvalue

Quantitation Report


Data File : M:\LOKI\DATA\211129\1129L09.D  
Acq On : 29 Nov 21 16:34  
Sample : 2ug/L VOC STD 11/29/21  
Misc : IS&S: 9/1/21

Vial: 7  
Operator:  
Inst : Loki  
Multiplr: 1.00

Quant Time: Dec 1 16:25 2021

Quant Results File: LSUR1129.RE

Method : M:\LOKI\DATA\211129\LSUR1129.M (RTE Integrator)  
Title : METHOD 8260B  
Last Update : Wed Dec 01 11:59:30 2021  
Response via : Initial Calibration



Data File : M:\LOKI\DATA\211129\1129L10.D Vial: 8  
 Acq On : 29 Nov 21 17:02 Operator:  
 Sample : 5ug/L VOC STD 11/29/21 Inst : Loki  
 Misc : IS&S: 9/1/21 Multiplr: 1.00

Quant Time: Dec 1 16:25 2021 Quant Results File: LSUR1129.RES

Quant Method : M:\LOKI\DATA\211129\LSUR1129.M (RTE Integrator)  
 Title : METHOD 8260B  
 Last Update : Wed Dec 01 11:59:30 2021  
 Response via : Initial Calibration  
 DataAcq Meth : L8260

Internal Standards	R.T.	QIon	Response	Conc	Units	Dev(Min)
1) Fluorobenzene (IS)	6.30	96	61476	25.00	ppb	0.00
4) Chlorobenzene-D5 (IS)	9.77	117	55788	25.00	ppb	0.00
7) 1,4-Dichlorobenzene-D4 (IS)	12.36	152	36826	25.00	ppb	0.00
System Monitoring Compounds						
2) Dibromofluoromethane(S)	5.45	113	19012	24.90	ppb	0.00
Spiked Amount	25.000		Recovery	=	99.584%	
3) 1,2-DCA-D4(S)	5.87	65	20121	25.40	ppb	0.00
Spiked Amount	25.000		Recovery	=	101.584%	
5) Toluene-D8(S)	8.17	98	61199	25.24	ppb	0.00
Spiked Amount	25.000		Recovery	=	100.960%	
6) 4-Bromofluorobenzene(S)	11.07	174	23387	24.20	ppb	0.00
Spiked Amount	25.000		Recovery	=	96.812%	

Target Compounds Qvalue

Quantitation Report

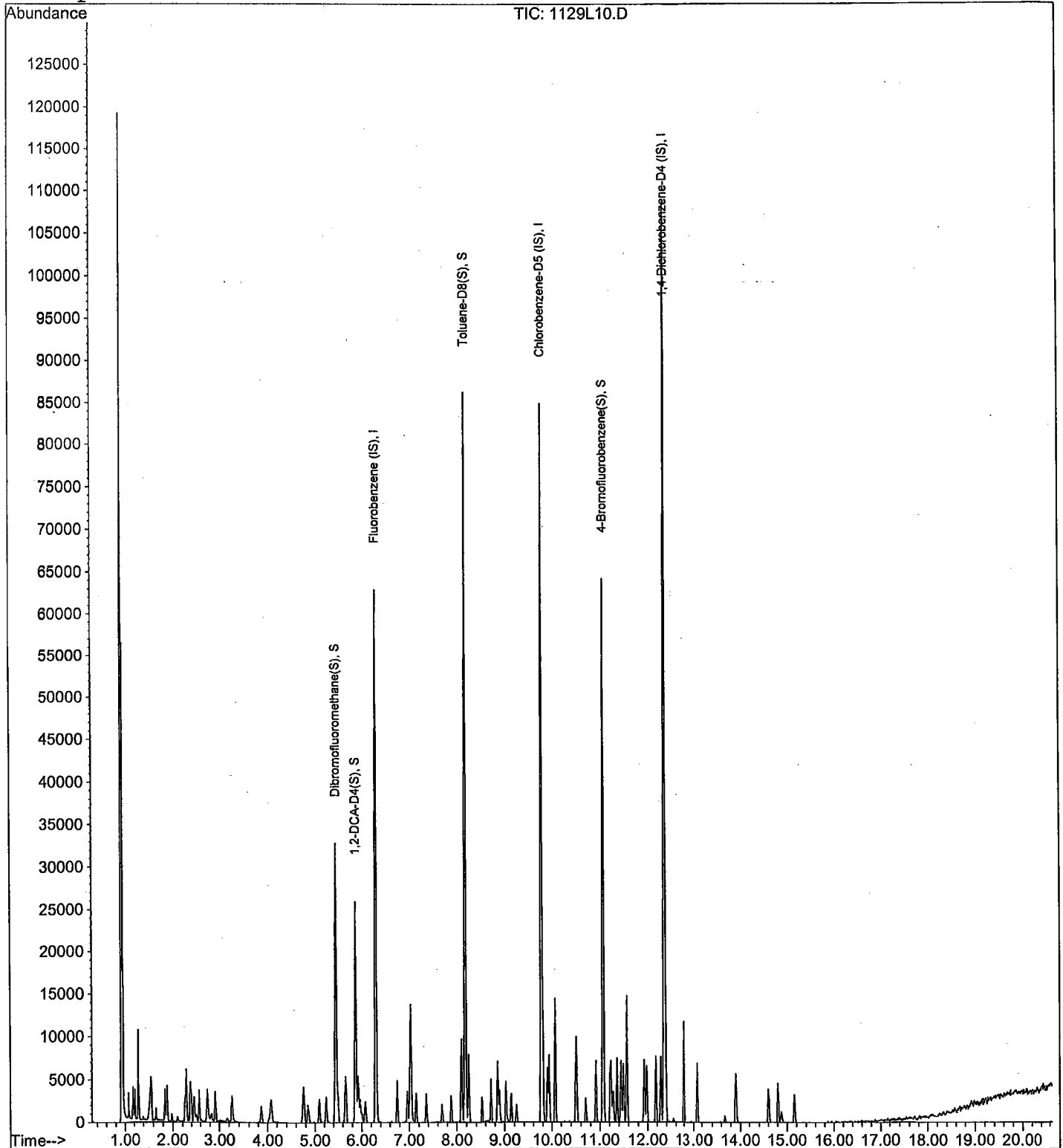
Data File : M:\LOKI\DATA\211129\1129L10.D  
Acq On : 29 Nov 21 17:02  
Sample : 5ug/L VOC STD 11/29/21  
Misc : IS&S: 9/1/21

Vial: 8  
Operator:  
Inst : Loki  
Multiplr: 1.00

Quant Time: Dec 1 16:25 2021

Quant Results File: LSUR1129.RE

Method : M:\LOKI\DATA\211129\LSUR1129.M (RTE Integrator)  
Title : METHOD 8260B  
Last Update : Wed Dec 01 11:59:30 2021  
Response via : Initial Calibration



Data File : M:\LOKI\DATA\211129\1129L11.D  
 Acq On : 29 Nov 21 17:30  
 Sample : 10ug/L VOC STD 11/29/21  
 Misc : IS&S: 9/1/21

Vial: 9  
 Operator:  
 Inst : Loki  
 Multiplr: 1.00

Quant Time: Dec 1 16:25 2021

Quant Results File: LSUR1129.RE

Quant Method : M:\LOKI\DATA\211129\LSUR1129.M (RTE Integrator)  
 Title : METHOD 8260B  
 Last Update : Wed Dec 01 11:59:30 2021  
 Response via : Initial Calibration  
 DataAcq Meth : L8260

Internal Standards	R.T.	QIon	Response	Conc	Units	Dev(Min)
1) Fluorobenzene (IS)	6.30	96	63065	25.00	ppb	0.00
4) Chlorobenzene-D5 (IS)	9.78	117	55999	25.00	ppb	0.00
7) 1,4-Dichlorobenzene-D4 (IS)	12.36	152	38835	25.00	ppb	0.00
System Monitoring Compounds						
2) Dibromofluoromethane(S)	5.45	113	19414	24.78	ppb	0.00
Spiked Amount	25.000		Recovery	=	99.128%	
3) 1,2-DCA-D4(S)	5.87	65	20363	25.05	ppb	0.00
Spiked Amount	25.000		Recovery	=	100.216%	
5) Toluene-D8(S)	8.18	98	62355	25.62	ppb	0.00
Spiked Amount	25.000		Recovery	=	102.480%	
6) 4-Bromofluorobenzene(S)	11.07	174	24933	25.71	ppb	0.00
Spiked Amount	25.000		Recovery	=	102.824%	

Target Compounds

Qvalue

(#) = qualifier out of range (m) = manual integration

Quantitation Report

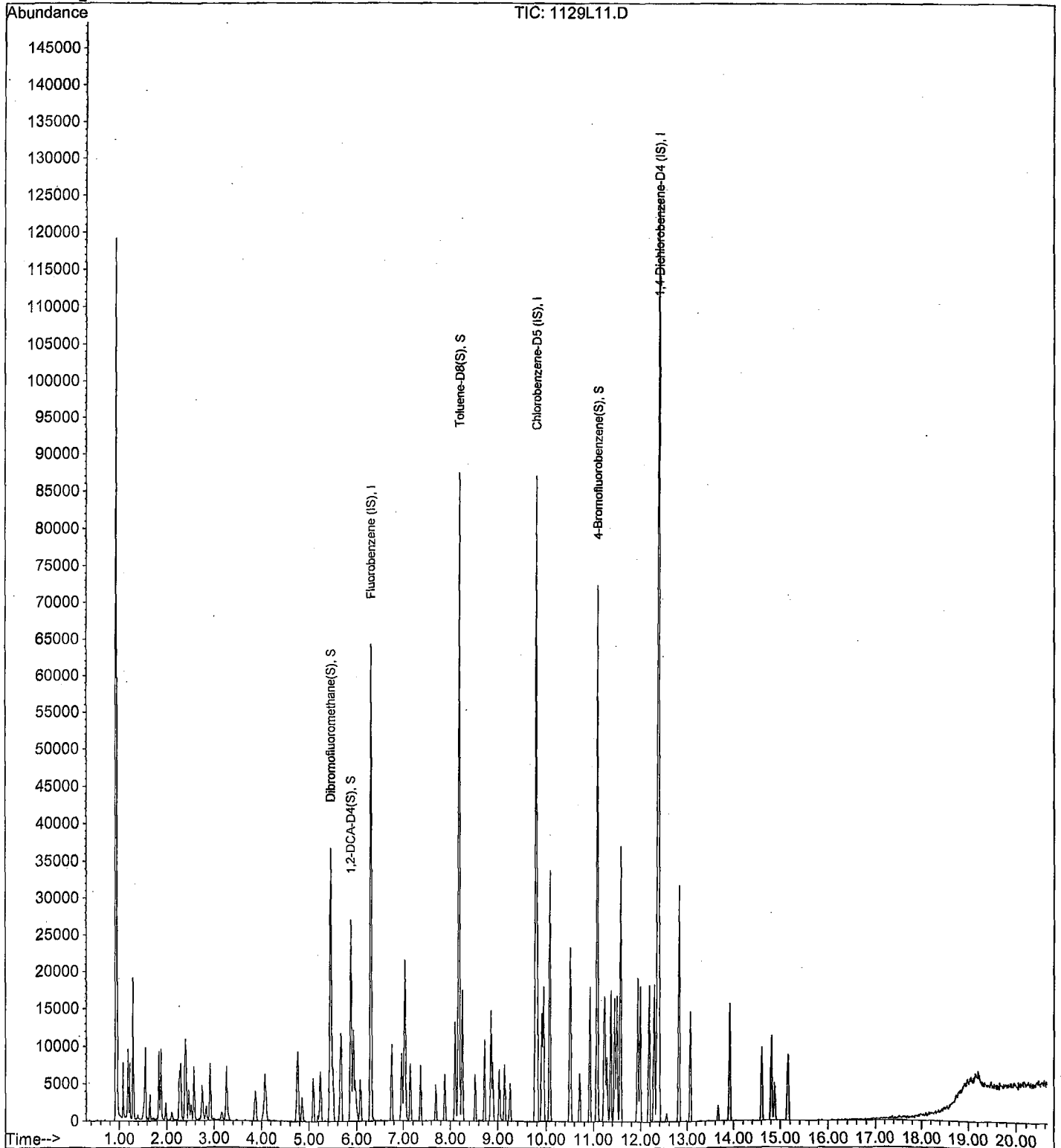
Data File : M:\LOKI\DATA\211129\1129L11.D  
Acq On : 29 Nov 21 17:30  
Sample : 10ug/L VOC STD 11/29/21  
Misc : IS&S: 9/1/21

Vial: 9  
Operator:  
Inst : Loki  
Multiplr: 1.00

Quant Time: Dec 1 16:25 2021

Quant Results File: LSUR1129.RE

Method : M:\LOKI\DATA\211129\LSUR1129.M (RTE Integrator)  
Title : METHOD 8260B  
Last Update : Wed Dec 01 11:59:30 2021  
Response via : Initial Calibration





Data File : M:\LOKI\DATA\211129\1129L12.D  
 Acq On : 29 Nov 21 17:57  
 Sample : 20ug/L VOC STD 11/29/21  
 Misc : IS&S: 9/1/21

Vial: 10  
 Operator:  
 Inst : Loki  
 Multiplr: 1.00

Quant Time: Dec 1 16:25 2021

Quant Results File: LSUR1129.RE

Quant Method : M:\LOKI\DATA\211129\LSUR1129.M (RTE Integrator)  
 Title : METHOD 8260B  
 Last Update : Wed Dec 01 11:59:30 2021  
 Response via : Initial Calibration  
 DataAcq Meth : L8260

Internal Standards	R.T.	QIon	Response	Conc	Units	Dev (Min)
1) Fluorobenzene (IS)	6.30	96	70045	25.00	ppb	0.00
4) Chlorobenzene-D5 (IS)	9.77	117	60915	25.00	ppb	0.00
7) 1,4-Dichlorobenzene-D4 (IS)	12.36	152	44236	25.00	ppb	0.00
System Monitoring Compounds						
2) Dibromofluoromethane(S)	5.45	113	41670	47.89	ppb	0.00
Spiked Amount	25.000		Recovery	=	191.564%	
3) 1,2-DCA-D4(S)	5.87	65	42579	47.17	ppb	0.00
Spiked Amount	25.000		Recovery	=	188.672%	
5) Toluene-D8(S)	8.18	98	141241	53.35	ppb	0.00
Spiked Amount	25.000		Recovery	=	213.396%	
6) 4-Bromofluorobenzene(S)	11.07	174	57671	54.66	ppb	0.00
Spiked Amount	25.000		Recovery	=	218.644%	

Target Compounds

Qvalue

Quantitation Report

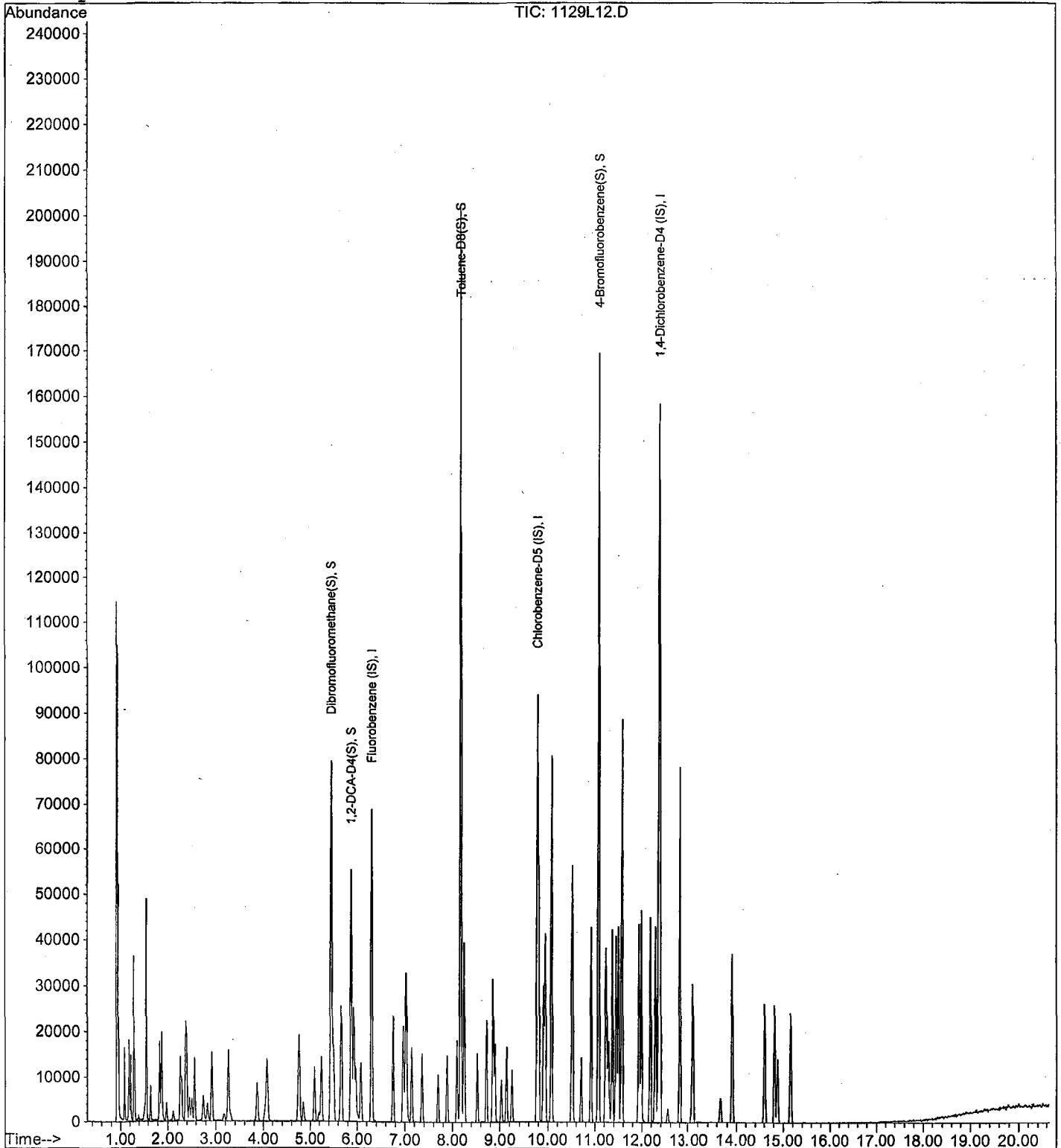
Data File : M:\LOKI\DATA\211129\1129L12.D  
Acq On : 29 Nov 21 17:57  
Sample : 20ug/L VOC STD 11/29/21  
Misc : IS&S: 9/1/21

Vial: 10  
Operator:  
Inst : Loki  
Multiplr: 1.00

Quant Time: Dec 1 16:25 2021

Quant Results File: LSUR1129.RE

Method : M:\LOKI\DATA\211129\LSUR1129.M (RTE Integrator)  
Title : METHOD 8260B  
Last Update : Wed Dec 01 11:59:30 2021  
Response via : Initial Calibration



Data File : M:\LOKI\DATA\211129\1129L13.D  
 Acq On : 29 Nov 21 18:25  
 Sample : 40ug/L VOC STD 11/29/21  
 Misc : IS&S: 9/1/21

Vial: 11  
 Operator:  
 Inst : Loki  
 Multiplr: 1.00

Quant Time: Dec 1 16:25 2021

Quant Results File: LSUR1129.RE

Quant Method : M:\LOKI\DATA\211129\LSUR1129.M (RTE Integrator)  
 Title : METHOD 8260B  
 Last Update : Wed Dec 01 11:59:30 2021  
 Response via : Initial Calibration  
 DataAcq Meth : L8260

Internal Standards	R.T.	QIon	Response	Conc	Units	Dev (Min)
1) Fluorobenzene (IS)	6.30	96	71155	25.00	ppb	0.00
4) Chlorobenzene-D5 (IS)	9.78	117	62470	25.00	ppb	0.00
7) 1,4-Dichlorobenzene-D4 (IS)	12.36	152	44449	25.00	ppb	0.00
System Monitoring Compounds						
2) Dibromofluoromethane(S)	5.45	113	41752	47.24	ppb	0.00
Spiked Amount	25.000		Recovery	=	188.948%	
3) 1,2-DCA-D4(S)	5.87	65	42955	46.84	ppb	0.00
Spiked Amount	25.000		Recovery	=	187.368%	
5) Toluene-D8(S)	8.18	98	147548	54.34	ppb	0.00
Spiked Amount	25.000		Recovery	=	217.376%	
6) 4-Bromofluorobenzene(S)	11.07	174	60504	55.92	ppb	0.00
Spiked Amount	25.000		Recovery	=	223.676%	

Target Compounds Qvalue

Quantitation Report

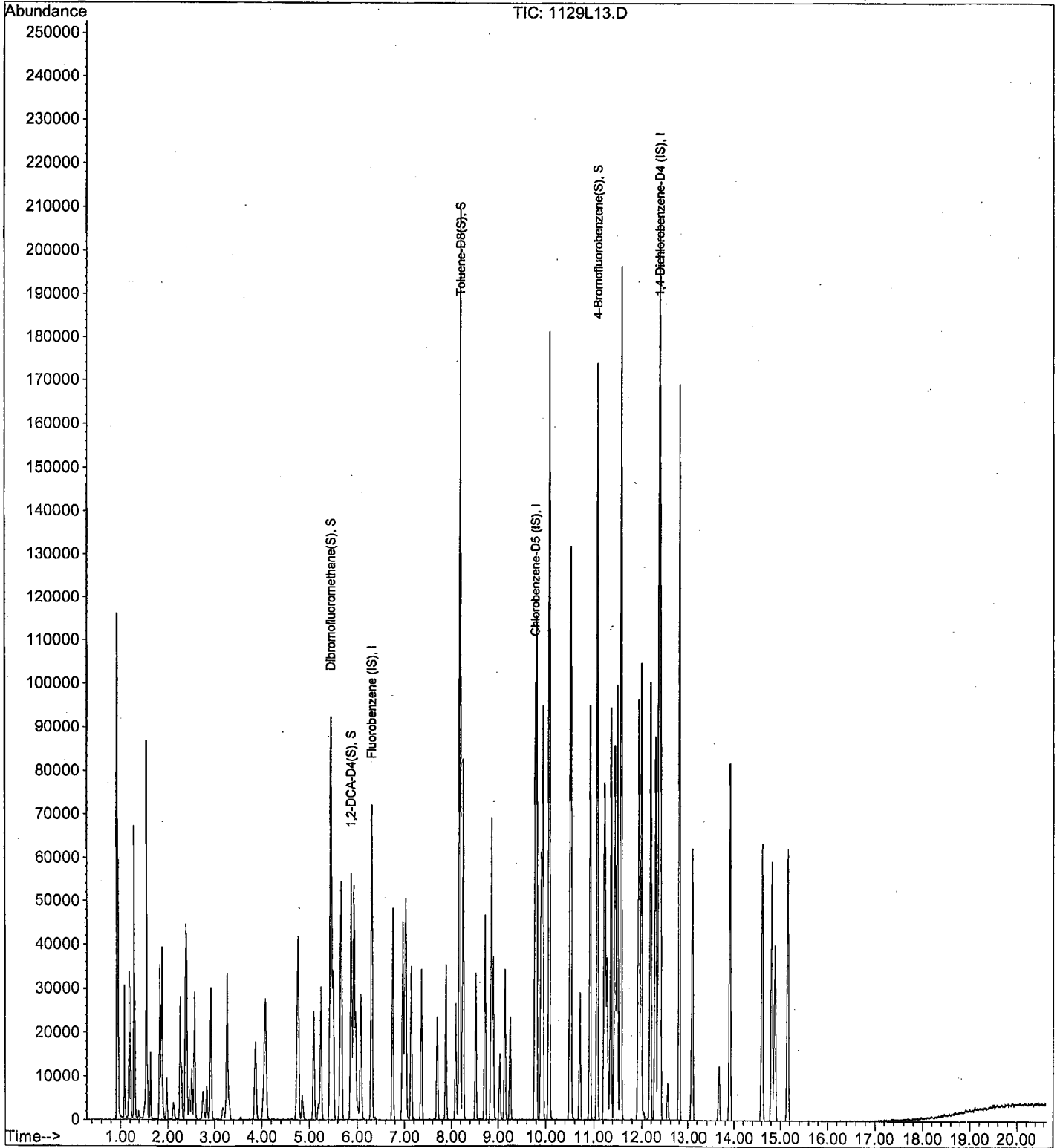
Data File : M:\LOKI\DATA\211129\1129L13.D  
Acq On : 29 Nov 21 18:25  
Sample : 40ug/L VOC STD 11/29/21  
Misc : IS&S: 9/1/21

Vial: 11  
Operator:  
Inst : Loki  
Multiplr: 1.00

Quant Time: Dec 1 16:25 2021

Quant Results File: LSUR1129.RE

Method : M:\LOKI\DATA\211129\LSUR1129.M (RTE Integrator)  
Title : METHOD 8260B  
Last Update : Wed Dec 01 11:59:30 2021  
Response via : Initial Calibration



Data File : M:\LOKI\DATA\211129\1129L14.D Vial: 12  
 Acq On : 29 Nov 21 18:53 Operator:  
 Sample : 100ug/L VOC STD 11/29/21 Inst : Loki  
 Misc : IS&S: 9/1/21 Multiplr: 1.00

Quant Time: Dec 1 16:25 2021

Quant Results File: LSUR1129.RE

Quant Method : M:\LOKI\DATA\211129\LSUR1129.M (RTE Integrator)  
 Title : METHOD 8260B  
 Last Update : Wed Dec 01 11:59:30 2021  
 Response via : Initial Calibration  
 DataAcq Meth : L8260

Internal Standards	R.T.	QIon	Response	Conc	Units	Dev(Min)
1) Fluorobenzene (IS)	6.30	96	74637	25.00	ppb	0.00
4) Chlorobenzene-D5 (IS)	9.78	117	70009	25.00	ppb	0.00
7) 1,4-Dichlorobenzene-D4 (IS)	12.36	152	51004	25.00	ppb	0.00
<b>System Monitoring Compounds</b>						
2) Dibromofluoromethane(S)	5.45	113	80251	86.56	ppb	0.00
Spiked Amount	25.000		Recovery	=	346.232%	
3) 1,2-DCA-D4(S)	5.87	65	80562	83.75	ppb	0.00
Spiked Amount	25.000		Recovery	=	335.016%	
5) Toluene-D8(S)	8.17	98	296195	97.34	ppb	0.00
Spiked Amount	25.000		Recovery	=	389.380%	
6) 4-Bromofluorobenzene(S)	11.07	174	135366	111.63	ppb	0.00
Spiked Amount	25.000		Recovery	=	446.540%	

Target Compounds Qvalue

Quantitation Report


Data File : M:\LOKI\DATA\211129\1129L14.D  
Acq On : 29 Nov 21 18:53  
Sample : 100ug/L VOC STD 11/29/21  
Misc : IS&S: 9/1/21

Vial: 12  
Operator:  
Inst : Loki  
Multiplr: 1.00

Quant Time: Dec 1 16:25 2021

Quant Results File: LSUR1129.RE

Method : M:\LOKI\DATA\211129\LSUR1129.M (RTE Integrator)  
Title : METHOD 8260B  
Last Update : Wed Dec 01 11:59:30 2021  
Response via : Initial Calibration



VOLATILE ORGANIC ANALYSIS  
VOLATILE ORGANIC COMPOUNDS

Form 7

Continuing Calibration

Lab Name: APPL, Inc.  
Case No: \_\_\_\_\_  
Matrix: Water

SDG No: \_\_\_\_\_  
Date Analyzed: 11/29/2021  
Instrument: Loki  
Initial Cal. Date: 11/29/2021  
Data File: 1129L25.D

		Compound	MEAN	CCRF	%D	%Drift
1	I	Fluorobenzene (IS)	ISTD			I
2	S	Dibromofluoromethane(S)	0.3105	0.3028	2.5	S
3	S	1,2-DCA-D4(S)	0.3222	0.3171	1.6	S
4	I	Chlorobenzene-D5 (IS)	ISTD			I
5	S	Toluene-D8(S)	1.087	1.054	3.0	S
6	S	4-Bromofluorobenzene(S)	0.4330	0.4243	2.0	S
7	I	1,4-Dichlorobenzene-D4 (IS)	ISTD			I
8						
9						
10						
11						
12						
13						
14						
15						
16						
17						
18						
19						
20						
21						
22						
23						
24						
25						
26						
27						
28						
29						
30						
31						
32						
33						
34						
35						
36						
37						
38						
39						
40		Average			2.3	

Data File : M:\LOKI\DATA\211129\1129L25.D  
 Acq On : 29 Nov 21 23:57  
 Sample : (SS) 300ug/L GAS STD 11/29/21  
 Misc : IS&S: 9/1/21

Vial: 23  
 Operator:  
 Inst : Loki  
 Multiplr: 1.00

Quant Time: Dec 1 12:04 2021

Quant Results File: LSUR1129.RE

Quant Method : M:\LOKI\DATA\211129\LSUR1129.M (RTE Integrator)  
 Title : METHOD 8260B  
 Last Update : Wed Dec 01 11:59:30 2021  
 Response via : Initial Calibration  
 DataAcq Meth : L8260

Internal Standards	R.T.	QIon	Response	Conc	Units	Dev(Min)
1) Fluorobenzene (IS)	6.30	96	64746	25.00	ppb	0.00
4) Chlorobenzene-D5 (IS)	9.77	117	55062	25.00	ppb	0.00
7) 1,4-Dichlorobenzene-D4 (IS)	12.36	152	33727	25.00	ppb	0.00
System Monitoring Compounds						
2) Dibromofluoromethane(S)	5.45	113	19608	24.38	ppb	0.00
Spiked Amount	25.000		Recovery	=	97.520%	
3) 1,2-DCA-D4(S)	5.87	65	20528	24.60	ppb	0.00
Spiked Amount	25.000		Recovery	=	98.408%	
5) Toluene-D8(S)	8.18	98	58056	24.26	ppb	0.00
Spiked Amount	25.000		Recovery	=	97.040%	
6) 4-Bromofluorobenzene(S)	11.07	174	23364	24.50	ppb	0.00
Spiked Amount	25.000		Recovery	=	97.992%	

Target Compounds

Qvalue

(#) = qualifier out of range (m) = manual integration  
 1129L25.D LSUR1129.M Wed Dec 01 17:34:56 2021

Page 1




Data File : M:\LOKI\DATA\211129\1129L25.D  
Acq On : 29 Nov 21 23:57  
Sample : (SS) 300ug/L GAS STD 11/29/21  
Misc : IS&S: 9/1/21

Vial: 23  
Operator:  
Inst : Loki  
Multiplr: 1.00

Quant Time: Dec 1 12:04 2021

Quant Results File: LSUR1129.RE

Method : M:\LOKI\DATA\211129\LSUR1129.M (RTE Integrator)  
Title : METHOD 8260B  
Last Update : Wed Dec 01 11:59:30 2021  
Response via : Initial Calibration



VOLATILE ORGANIC ANALYSIS  
VOLATILE ORGANIC COMPOUNDS

Form 7

Ending Continuing Calibration

Lab Name: APPL, Inc.  
Case No: \_\_\_\_\_  
Matrix: Water

SDG No: \_\_\_\_\_  
Date Analyzed: 11/30/2021  
Instrument: Loki  
Initial Cal. Date: 11/29/2021  
Data File: 1129L46.D

	Compound	MEAN	CCRF	%D	%Drift
1	Fluorobenzene (IS)	ISTD			
2	TMHB Gasoline C6-C10	1.435	0.5190	64	TMHBL 14
3	Chlorobenzene-D5 (IS)	ISTD			
4					
5					
6					
7					
8					
9					
10					
11					
12					
13					
14					
15					
16					
17					
18					
19					
20					
21					
22					
23					
24					
25					
26					
27					
28					
29					
30					
31					
32					
33					
34					
35					
36					
37					
38					
39					
40	Average			64.0	

Data File : M:\LOKI\DATA\211129\1129L46.D  
Acq On : 30 Nov 21 9:37  
Sample : Ending CCV 300ug/L 11/29/21  
Misc : IS&S: 9/1/21

Vial: 44  
Operator:  
Inst : Loki  
Multiplr: 1.00

Quant Time: Dec 1 12:12 2021

Quant Results File: LGAS1129.RE

Quant Method : M:\LOKI\DATA\211129\LGAS1129.M (RTE Integrator)  
Title : METHOD 8260B  
Last Update : Wed Dec 01 11:45:27 2021  
Response via : Initial Calibration  
DataAcq Meth : L8260

Internal Standards	R.T.	QIon	Response	Conc	Units	Dev (Min)
1) Fluorobenzene (IS)	6.31	TIC	122888	25.00	ppb	0.00
3) Chlorobenzene-D5 (IS)	12.36	TIC	177009	25.00	ppb	0.00
4) 1,4-Dichlorobenzene-D (IS)	0.00	TIC	0	0.00	ppb	-12.54

System Monitoring Compounds

Target Compounds	R.T.	QIon	Response	Conc	Units	Qvalue
2) Gasoline C6-C10	8.18	TIC	765345m	340.87	ppb	100

(#) = qualifier out of range (m) = manual integration

1129L46.D LGAS1129.M

Wed Dec 01 12:14:44 2021

Page 1


Data File : M:\LOKI\DATA\211129\1129L46.D  
Acq On : 30 Nov 21 9:37  
Sample : Ending CCV 300ug/L 11/29/21  
Misc : IS&S: 9/1/21

Vial: 44  
Operator:  
Inst : Loki  
Multiplr: 1.00

Quant Time: Dec 1 12:12 2021

Quant Results File: LGAS1129.RE

Method : M:\LOKI\DATA\211129\LGAS1129.M (RTE Integrator)  
Title : METHOD 8260B  
Last Update : Wed Dec 01 11:45:27 2021  
Response via : Initial Calibration



VOLATILE ORGANIC ANALYSIS  
VOLATILE ORGANIC COMPOUNDS

Form 7

Ending Continuing Calibration

Lab Name: APPL, Inc.  
Case No: \_\_\_\_\_  
Matrix: Water

SDG No: \_\_\_\_\_  
Date Analyzed: 11/30/2021  
Instrument: Loki  
Initial Cal. Date: 11/29/2021  
Data File: 1129L46.D

		Compound	MEAN	CCRF	%D	%Drift
1	I	Fluorobenzene (IS)	ISTD			I
2	S	Dibromofluoromethane(S)	0.3105	0.2999	3.4	S
3	S	1,2-DCA-D4(S)	0.3222	0.3167	1.7	S
4	I	Chlorobenzene-D5 (IS)	ISTD			I
5	S	Toluene-D8(S)	1.087	1.065	2.0	S
6	S	4-Bromofluorobenzene(S)	0.4330	0.4211	2.7	S
7	I	1,4-Dichlorobenzene-D4 (IS)	ISTD			I
8						
9						
10						
11						
12						
13						
14						
15						
16						
17						
18						
19						
20						
21						
22						
23						
24						
25						
26						
27						
28						
29						
30						
31						
32						
33						
34						
35						
36						
37						
38						
39						
40		Average			2.5	

Data File : M:\LOKI\DATA\211129\1129L46.D  
 Acq On : 30 Nov 21 9:37  
 Sample : Ending CCV 300ug/L 11/29/21  
 Misc : IS&S: 9/1/21

Vial: 44  
 Operator:  
 Inst : Loki  
 Multiplr: 1.00

Quant Time: Dec 1 12:13 2021

Quant Results File: LSUR1129.RE

Quant Method : M:\LOKI\DATA\211129\LSUR1129.M (RTE Integrator)  
 Title : METHOD 8260B  
 Last Update : Wed Dec 01 11:59:30 2021  
 Response via : Initial Calibration  
 DataAcq Meth : L8260

Internal Standards	R.T.	QIon	Response	Conc	Units	Dev (Min)
1) Fluorobenzene (IS)	6.31	96	61750	25.00	ppb	0.00
4) Chlorobenzene-D5 (IS)	9.77	117	53487	25.00	ppb	0.00
7) 1,4-Dichlorobenzene-D4 (IS)	12.36	152	32381	25.00	ppb	0.00
<b>System Monitoring Compounds</b>						
2) Dibromofluoromethane(S)	5.45	113	18516	24.14	ppb	0.00
Spiked Amount						
						Recovery = 96.556%
3) 1,2-DCA-D4(S)	5.87	65	19555	24.57	ppb	0.00
Spiked Amount						
						Recovery = 98.292%
5) Toluene-D8(S)	8.18	98	56983	24.51	ppb	0.00
Spiked Amount						
						Recovery = 98.048%
6) 4-Bromofluorobenzene(S)	11.07	174	22524	24.31	ppb	0.00
Spiked Amount						
						Recovery = 97.252%

Target Compounds

Qvalue

(#) = qualifier out of range (m) = manual integration  
 1129L46.D LSUR1129.M Wed Dec 01 17:34:59 2021

Page 1

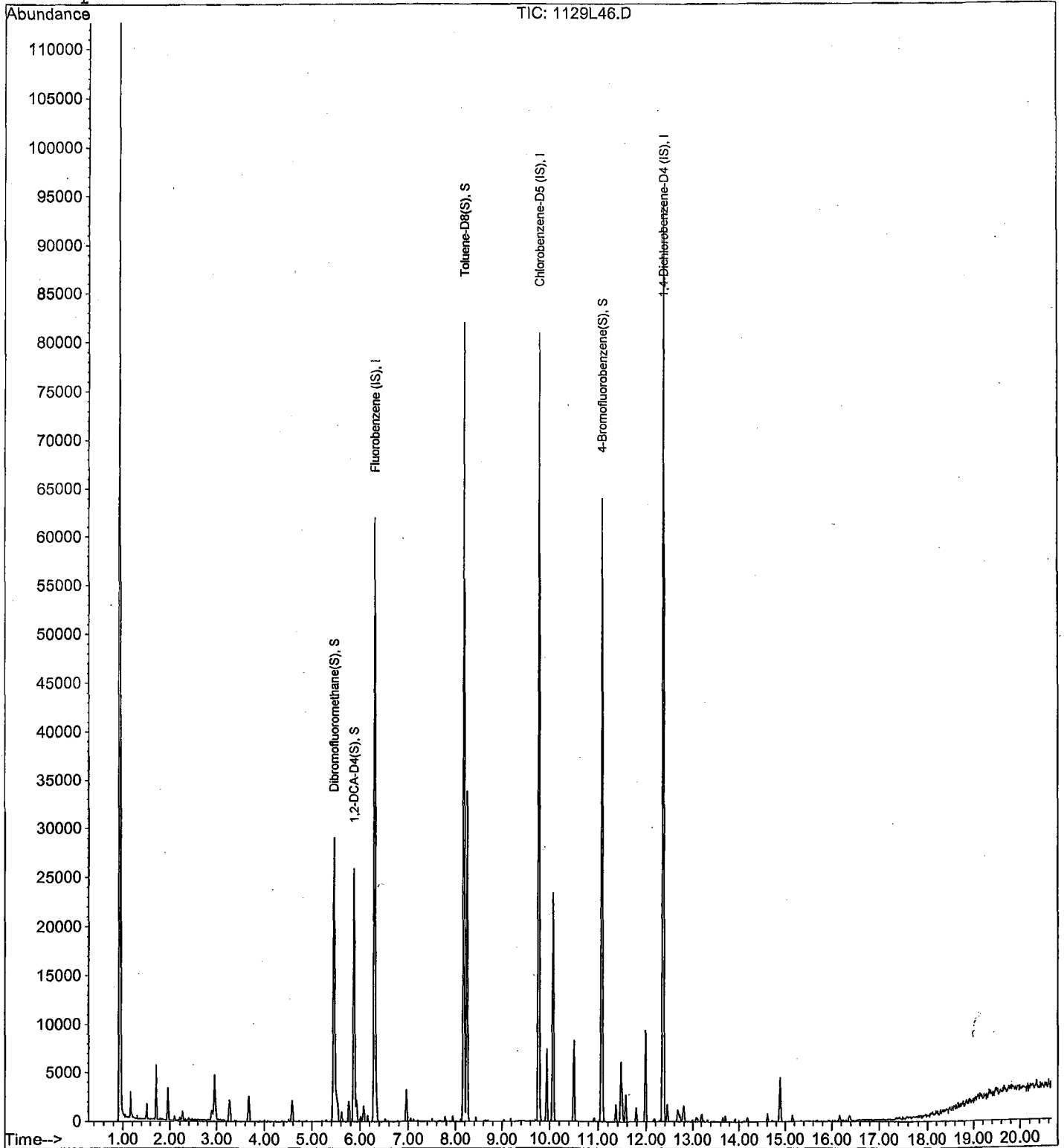
Data File : M:\LOKI\DATA\211129\1129L46.D  
Acq On : 30 Nov 21 9:37  
Sample : Ending CCV 300ug/L 11/29/21  
Misc : IS&S: 9/1/21

Vial: 44  
Operator:  
Inst : Loki  
Multiplr: 1.00

Quant Time: Dec 1 12:13 2021

Quant Results File: LSUR1129.RE

Method : M:\LOKI\DATA\211129\LSUR1129.M (RTE Integrator)  
Title : METHOD 8260B  
Last Update : Wed Dec 01 11:59:30 2021  
Response via : Initial Calibration



**ORGANICS**  
**Raw Data**



Data File : M:\LOKI\DATA\211129\1129L37.D  
 Acq On : 30 Nov 21 5:28  
 Sample : BA46820W01  
 Misc : IS&S: 9/1/21

Vial: 35  
 Operator:  
 Inst : Loki  
 Multiplr: 2.00

Quant Time: Dec 1 15:33 2021

Quant Results File: L1129W.RES

Quant Method : M:\LOKI\DATA\211129\L1129W.M (RTE Integrator)  
 Title : METHOD 8260B  
 Last Update : Tue Nov 30 10:12:54 2021  
 Response via : Initial Calibration  
 DataAcq Meth : L8260

Internal Standards	R.T.	QIon	Response	Conc	Units	Dev(Min)
1) Fluorobenzene (IS)	6.31	96	58385	25.00	ppb	0.00
56) Chlorobenzene-D5 (IS)	9.78	117	51260	25.00	ppb	0.00
71) 1,4-Dichlorobenzene-D4 (IS)	12.36	152	29780	25.00	ppb	0.00
System Monitoring Compounds						
32) Dibromofluoromethane(S)	5.45	113	18113	24.97	ppb	0.00
Spiked Amount				25.000		
					Recovery =	99.900%
37) 1,2-DCA-D4(S)	5.87	65	19385	25.76	ppb	0.00
Spiked Amount				25.000		
					Recovery =	103.052%
57) Toluene-D8(S)	8.18	98	53671	24.09	ppb	0.00
Spiked Amount				25.000		
					Recovery =	96.364%
65) 4-Bromofluorobenzene(S)	11.07	174	20902	23.54	ppb	0.00
Spiked Amount				25.000		
					Recovery =	94.172%

Target Compounds

Qvalue

(#) = qualifier out of range (m) = manual integration

Quantitation Report


Data File : M:\LOKI\DATA\211129\1129L37.D  
Acq On : 30 Nov 21 5:28  
Sample : BA46820W01  
Misc : IS&S: 9/1/21

Vial: 35  
Operator:  
Inst : Loki  
Multiplr: 2.00

Quant Time: Dec 1 15:33 2021

Quant Results File: L1129W.RES

Method : M:\LOKI\DATA\211129\LGAS1129.M (RTE Integrator)  
Title : METHOD 8260B  
Last Update : Wed Dec 01 11:45:27 2021  
Response via : Initial Calibration



Data File : M:\LOKI\DATA\211129\1129L37.D Vial: 35  
 Acq On : 30 Nov 21 5:28 Operator:  
 Sample : BA46820W01 Inst : Loki  
 Misc : IS&S: 9/1/21 Multiplr: 2.00

Quant Time: Dec 1 12:22 2021 Quant Results File: LSUR1129.RES

Quant Method : M:\LOKI\DATA\211129\LSUR1129.M (RTE Integrator)  
 Title : METHOD 8260B  
 Last Update : Wed Dec 01 11:59:30 2021  
 Response via : Initial Calibration  
 DataAcq Meth : L8260

Internal Standards	R.T.	QIon	Response	Conc	Units	Dev (Min)
1) Fluorobenzene (IS)	6.31	96	58385	25.00	ppb	0.00
4) Chlorobenzene-D5 (IS)	9.78	117	51260	25.00	ppb	0.00
7) 1,4-Dichlorobenzene-D4 (IS)	12.36	152	29780	25.00	ppb	0.00
System Monitoring Compounds						
2) Dibromofluoromethane(S)	5.45	113	18113	24.97	ppb	0.00
Spiked Amount	25.000		Recovery	= 99.900%		
3) 1,2-DCA-D4(S)	5.87	65	19385	25.76	ppb	0.00
Spiked Amount	25.000		Recovery	= 103.052%		
5) Toluene-D8(S)	8.18	98	53671	24.09	ppb	0.00
Spiked Amount	25.000		Recovery	= 96.364%		
6) 4-Bromofluorobenzene(S)	11.07	174	20902	23.54	ppb	0.00
Spiked Amount	25.000		Recovery	= 94.172%		

Target Compounds Qvalue

Data File : M:\LOKI\DATA\211129\1129L38.D  
 Acq On : 30 Nov 21 5:56  
 Sample : BA46821W01  
 Misc : IS&S: 9/1/21

Vial: 36  
 Operator:  
 Inst : Loki  
 Multiplr: 1.00

Quant Time: Dec 1 15:34 2021

Quant Results File: L1129W.RES

Quant Method : M:\LOKI\DATA\211129\L1129W.M (RTE Integrator)  
 Title : METHOD 8260B  
 Last Update : Tue Nov 30 10:12:54 2021  
 Response via : Initial Calibration  
 DataAcq Meth : L8260

Internal Standards	R.T.	QIon	Response	Conc	Units	Dev (Min)
1) Fluorobenzene (IS)	6.31	96	54956	25.00	ppb	0.00
56) Chlorobenzene-D5 (IS)	9.78	117	49345	25.00	ppb	0.00
71) 1,4-Dichlorobenzene-D4 (IS)	12.36	152	28851	25.00	ppb	0.00
<b>System Monitoring Compounds</b>						
32) Dibromofluoromethane(S)	5.45	113	17952	26.30	ppb	0.00
Spiked Amount	25.000		Recovery	=	105.188%	
37) 1,2-DCA-D4(S)	5.87	65	18472	26.08	ppb	0.00
Spiked Amount	25.000		Recovery	=	104.324%	
57) Toluene-D8(S)	8.18	98	49590	23.12	ppb	0.00
Spiked Amount	25.000		Recovery	=	92.492%	
65) 4-Bromofluorobenzene(S)	11.07	174	18849	22.05	ppb	0.00
Spiked Amount	25.000		Recovery	=	88.216%	

Target Compounds

Qvalue

Quantitation Report


Data File : M:\LOKI\DATA\211129\1129L38.D  
Acq On : 30 Nov 21 5:56  
Sample : BA46821W01  
Misc : IS&S: 9/1/21

Vial: 36  
Operator:  
Inst : Loki  
Multiplr: 1.00

Quant Time: Dec 1 15:34 2021

Quant Results File: L1129W.RES

Method : M:\LOKI\DATA\211129\LGAS1129.M (RTE Integrator)  
Title : METHOD 8260B  
Last Update : Wed Dec 01 11:45:27 2021  
Response via : Initial Calibration



Data File : M:\LOKI\DATA\211129\1129L38.D Vial: 36  
 Acq On : 30 Nov 21 5:56 Operator:  
 Sample : BA46821W01 Inst : Loki  
 Misc : IS&S: 9/1/21 Multiplr: 1.00

Quant Time: Dec 1 12:22 2021 Quant Results File: LSUR1129.RES

Quant Method : M:\LOKI\DATA\211129\LSUR1129.M (RTE Integrator)  
 Title : METHOD 8260B  
 Last Update : Wed Dec 01 11:59:30 2021  
 Response via : Initial Calibration  
 DataAcq Meth : L8260

Internal Standards	R.T.	QI on	Response	Conc	Units	Dev(Min)
1) Fluorobenzene (IS)	6.31	96	54956	25.00	ppb	0.00
4) Chlorobenzene-D5 (IS)	9.78	117	49345	25.00	ppb	0.00
7) 1,4-Dichlorobenzene-D4 (IS)	12.36	152	28851	25.00	ppb	0.00
System Monitoring Compounds						
2) Dibromofluoromethane(S)	5.45	113	17952	26.30	ppb	0.00
Spiked Amount	25.000		Recovery	= 105.188%		
3) 1,2-DCA-D4(S)	5.87	65	18472	26.08	ppb	0.00
Spiked Amount	25.000		Recovery	= 104.324%		
5) Toluene-D8(S)	8.18	98	49590	23.12	ppb	0.00
Spiked Amount	25.000		Recovery	= 92.492%		
6) 4-Bromofluorobenzene(S)	11.07	174	18849	22.05	ppb	0.00
Spiked Amount	25.000		Recovery	= 88.216%		

Target Compounds Qvalue

-----  
 (#) = qualifier out of range (m) = manual integration

Data File : M:\LOKI\DATA\211129\1129L39.D  
 Acq On : 30 Nov 21 6:23  
 Sample : BA46822W01  
 Misc : IS&S: 9/1/21

Vial: 37  
 Operator:  
 Inst : Loki  
 Multiplr: 1.00

Quant Time: Dec 1 15:34 2021

Quant Results File: L1129W.RES

Quant Method : M:\LOKI\DATA\211129\L1129W.M (RTE Integrator)  
 Title : METHOD 8260B  
 Last Update : Tue Nov 30 10:12:54 2021  
 Response via : Initial Calibration  
 DataAcq Meth : L8260

Internal Standards	R.T.	QIon	Response	Conc	Units	Dev (Min)
1) Fluorobenzene (IS)	6.30	96	59611	25.00	ppb	0.00
56) Chlorobenzene-D5 (IS)	9.78	117	52333	25.00	ppb	0.00
71) 1,4-Dichlorobenzene-D4 (IS)	12.36	152	31362	25.00	ppb	0.00
System Monitoring Compounds						
32) Dibromofluoromethane(S)	5.45	113	18707	25.26	ppb	0.00
Spiked Amount	25.000		Recovery	=	101.052%	
37) 1,2-DCA-D4(S)	5.87	65	19638	25.56	ppb	0.00
Spiked Amount	25.000		Recovery	=	102.248%	
57) Toluene-D8(S)	8.18	98	53468	23.51	ppb	0.00
Spiked Amount	25.000		Recovery	=	94.028%	
65) 4-Bromofluorobenzene(S)	11.07	174	20269	22.36	ppb	0.00
Spiked Amount	25.000		Recovery	=	89.448%	

Target Compounds

Qvalue

(#) = qualifier out of range (m) = manual integration

Quantitation Report


Data File : M:\LOKI\DATA\211129\1129L39.D  
Acq On : 30 Nov 21 6:23  
Sample : BA46822W01  
Misc : IS&S: 9/1/21

Vial: 37  
Operator:  
Inst : Loki  
Multiplr: 1.00

Quant Time: Dec 1 15:34 2021

Quant Results File: L1129W.RES

Method : M:\LOKI\DATA\211129\LGAS1129.M (RTE Integrator)  
Title : METHOD 8260B  
Last Update : Wed Dec 01 11:45:27 2021  
Response via : Initial Calibration





Data File : M:\LOKI\DATA\211129\1129L39.D Vial: 37  
 Acq On : 30 Nov 21 6:23 Operator:  
 Sample : BA46822W01 Inst : Loki  
 Misc : IS&S: 9/1/21 Multiplr: 1.00

Quant Time: Dec 1 12:22 2021 Quant Results File: LSUR1129.RES

Quant Method : M:\LOKI\DATA\211129\LSUR1129.M (RTE Integrator)  
 Title : METHOD 8260B  
 Last Update : Wed Dec 01 11:59:30 2021  
 Response via : Initial Calibration  
 DataAcq Meth : L8260

Internal Standards	R.T.	QIon	Response	Conc	Units	Dev (Min)
1) Fluorobenzene (IS)	6.30	96	59611	25.00	ppb	0.00
4) Chlorobenzene-D5 (IS)	9.78	117	52333	25.00	ppb	0.00
7) 1,4-Dichlorobenzene-D4 (IS)	12.36	152	31362	25.00	ppb	0.00
System Monitoring Compounds						
2) Dibromofluoromethane(S)	5.45	113	18707	25.26	ppb	0.00
Spiked Amount	25.000		Recovery	=	101.052%	
3) 1,2-DCA-D4(S)	5.87	65	19638	25.56	ppb	0.00
Spiked Amount	25.000		Recovery	=	102.248%	
5) Toluene-D8(S)	8.18	98	53468	23.51	ppb	0.00
Spiked Amount	25.000		Recovery	=	94.028%	
6) 4-Bromofluorobenzene(S)	11.07	174	20269	22.36	ppb	0.00
Spiked Amount	25.000		Recovery	=	89.448%	

Target Compounds Qvalue

-----  
 (#) = qualifier out of range (m) = manual integration

Data File : M:\LOKI\DATA\211129\1129L40.D  
 Acq On : 30 Nov 21 6:51  
 Sample : BA46823W01  
 Misc : IS&S: 9/1/21

Vial: 38  
 Operator:  
 Inst : Loki  
 Multiplr: 1.00

Quant Time: Dec 1 15:35 2021

Quant Results File: L1129W.RES

Quant Method : M:\LOKI\DATA\211129\L1129W.M (RTE Integrator)  
 Title : METHOD 8260B  
 Last Update : Tue Nov 30 10:12:54 2021  
 Response via : Initial Calibration  
 DataAcq Meth : L8260

Internal Standards	R.T.	QIon	Response	Conc	Units	Dev (Min)
1) Fluorobenzene (IS)	6.31	96	57965	25.00	ppb	0.00
56) Chlorobenzene-D5 (IS)	9.78	117	50110	25.00	ppb	0.00
71) 1,4-Dichlorobenzene-D4 (IS)	12.36	152	29797	25.00	ppb	0.00
<b>System Monitoring Compounds</b>						
32) Dibromofluoromethane(S)	5.45	113	17871	24.82	ppb	0.00
Spiked Amount	25.000		Recovery	=	99.280%	
37) 1,2-DCA-D4(S)	5.87	65	19308	25.85	ppb	0.00
Spiked Amount	25.000		Recovery	=	103.384%	
57) Toluene-D8(S)	8.18	98	52230	23.98	ppb	0.00
Spiked Amount	25.000		Recovery	=	95.928%	
65) 4-Bromofluorobenzene(S)	11.07	174	20148	23.21	ppb	0.00
Spiked Amount	25.000		Recovery	=	92.856%	

Target Compounds

Qvalue

(#) = qualifier out of range (m) = manual integration

Quantitation Report


Data File : M:\LOKI\DATA\211129\1129L40.D  
Acq On : 30 Nov 21 6:51  
Sample : BA46823W01  
Misc : IS&S: 9/1/21

Vial: 38  
Operator:  
Inst : Loki  
Multiplr: 1.00

Quant Time: Dec 1 15:35 2021

Quant Results File: L1129W.RES

Method : M:\LOKI\DATA\211129\LGAS1129.M (RTE Integrator)  
Title : METHOD 8260B  
Last Update : Wed Dec 01 11:45:27 2021  
Response via : Initial Calibration



Data File : M:\LOKI\DATA\211129\1129L40.D Vial: 38  
 Acq On : 30 Nov 21 6:51 Operator:  
 Sample : BA46823W01 Inst : Loki  
 Misc : IS&S: 9/1/21 Multiplr: 1.00

Quant Time: Dec 1 12:22 2021 Quant Results File: LSUR1129.RES

Quant Method : M:\LOKI\DATA\211129\LSUR1129.M (RTE Integrator)  
 Title : METHOD 8260B  
 Last Update : Wed Dec 01 11:59:30 2021  
 Response via : Initial Calibration  
 DataAcq Meth : L8260

Internal Standards	R.T.	QIon	Response	Conc	Units	Dev (Min)
1) Fluorobenzene (IS)	6.31	96	57965	25.00	ppb	0.00
4) Chlorobenzene-D5 (IS)	9.78	117	50110	25.00	ppb	0.00
7) 1,4-Dichlorobenzene-D4 (IS)	12.36	152	29797	25.00	ppb	0.00
System Monitoring Compounds						
2) Dibromofluoromethane(S)	5.45	113	17871	24.82	ppb	0.00
Spiked Amount						
						Recovery = 99.280%
3) 1,2-DCA-D4(S)	5.87	65	19308	25.85	ppb	0.00
Spiked Amount						
						Recovery = 103.384%
5) Toluene-D8(S)	8.18	98	52230	23.98	ppb	0.00
Spiked Amount						
						Recovery = 95.928%
6) 4-Bromofluorobenzene(S)	11.07	174	20148	23.21	ppb	0.00
Spiked Amount						
						Recovery = 92.856%

Target Compounds Qvalue

Data File : M:\LOKI\DATA\211129\1129L31.D  
Acq On : 30 Nov 21 2:42  
Sample : 211129A BLK  
Misc : IS&S: 9/1/21

Vial: 29  
Operator:  
Inst : Loki  
Multiplr: 1.00

Quant Time: Dec 1 12:09 2021

Quant Results File: LGAS1129.RE

Quant Method : M:\LOKI\DATA\211129\LGAS1129.M (RTE Integrator)  
Title : METHOD 8260B  
Last Update : Wed Dec 01 11:45:27 2021  
Response via : Initial Calibration  
DataAcq Meth : L8260

Internal Standards	R.T.	QIon	Response	Conc	Units	Dev (Min)
1) Fluorobenzene (IS)	6.30	TIC	123859	25.00	ppb	0.00
3) Chlorobenzene-D5 (IS)	12.36	TIC	173765	25.00	ppb	0.00
4) 1,4-Dichlorobenzene-D (IS)	0.00	TIC	0	0.00	ppb	-12.54

System Monitoring Compounds

Target Compounds

Qvalue

-----  
(#) = qualifier out of range (m) = manual integration  
1129L31.D LGAS1129.M Wed Dec 01 12:10:06 2021

Page 1


Data File : M:\LOKI\DATA\211129\1129L31.D  
Acq On : 30 Nov 21 2:42  
Sample : 211129A BLK  
Misc : IS&S: 9/1/21

Vial: 29  
Operator:  
Inst : Loki  
Multiplr: 1.00

Quant Time: Dec 1 12:09 2021

Quant Results File: LGAS1129.RE

Method : M:\LOKI\DATA\211129\LGAS1129.M (RTE Integrator)  
Title : METHOD 8260B  
Last Update : Wed Dec 01 11:45:27 2021  
Response via : Initial Calibration



Data File : M:\LOKI\DATA\211129\1129L31.D  
 Acq On : 30 Nov 21 2:42  
 Sample : 211129A BLK  
 Misc : IS&S: 9/1/21

Vial: 29  
 Operator:  
 Inst : Loki  
 Multiplr: 1.00

Quant Time: Dec 1 12:10 2021

Quant Results File: LSUR1129.RE

Quant Method : M:\LOKI\DATA\211129\LSUR1129.M (RTE Integrator)  
 Title : METHOD 8260B  
 Last Update : Wed Dec 01 11:59:30 2021  
 Response via : Initial Calibration  
 DataAcq Meth : L8260

Internal Standards	R.T.	QIon	Response	Conc	Units	Dev (Min)
1) Fluorobenzene (IS)	6.30	96	62893	25.00	ppb	0.00
4) Chlorobenzene-D5 (IS)	9.78	117	54621	25.00	ppb	0.00
7) 1,4-Dichlorobenzene-D4 (IS)	12.36	152	33012	25.00	ppb	0.00
<b>System Monitoring Compounds</b>						
2) Dibromofluoromethane(S)	5.45	113	19514	24.98	ppb	0.00
Spiked Amount						
						Recovery = 99.912%
3) 1,2-DCA-D4(S)	5.87	65	19619	24.20	ppb	0.00
Spiked Amount						
						Recovery = 96.820%
5) Toluene-D8(S)	8.18	98	57369	24.17	ppb	0.00
Spiked Amount						
						Recovery = 96.664%
6) 4-Bromofluorobenzene(S)	11.07	174	21530	22.76	ppb	0.00
Spiked Amount						
						Recovery = 91.032%

Target Compounds

Qvalue

(#) = qualifier out of range (m) = manual integration

1129L31.D LSUR1129.M

Wed Dec 01 17:34:58 2021

Page 1


Data file : M:\LOKI\DATA\211129\1129L31.D  
Acq On : 30 Nov 21 2:42  
Sample : 211129A BLK  
Misc : IS&S: 9/1/21

Vial: 29  
Operator:  
Inst : Loki  
Multiplr: 1.00

Quant Time: Dec 1 12:10 2021

Quant Results File: LSUR1129.RE

Method : M:\LOKI\DATA\211129\LSUR1129.M (RTE Integrator)  
Title : METHOD 8260B  
Last Update : Wed Dec 01 11:59:30 2021  
Response via : Initial Calibration





Data File : M:\LOKI\DATA\211129\1129L29.D  
Acq On : 30 Nov 21 1:47  
Sample : 211129A LCS 300ug/L  
Misc : IS&S: 9/1/21

Vial: 27  
Operator:  
Inst : Loki  
Multiplr: 1.00

Quant Time: Dec 1 11:47 2021

Quant Results File: LGAS1129.RE

Quant Method : M:\LOKI\DATA\211129\LGAS1129.M (RTE Integrator)  
Title : METHOD 8260B  
Last Update : Wed Dec 01 11:45:27 2021  
Response via : Initial Calibration  
DataAcq Meth : L8260

Internal Standards	R.T.	QIon	Response	Conc	Units	Dev (Min)
1) Fluorobenzene (IS)	6.31	TIC	135486	25.00	ppb	0.00
3) Chlorobenzene-D5 (IS)	12.36	TIC	194370	25.00	ppb	0.00
4) 1,4-Dichlorobenzene-D (IS)	0.00	TIC	0	0.00	ppb	-12.54

System Monitoring Compounds

Target Compounds	R.T.	QIon	Response	Conc	Units	Qvalue
2) Gasoline C6-C10	9.78	TIC	828979m	324.70	ppb	100

-----  
(#) = qualifier out of range (m) = manual integration  
1129L29.D LGAS1129.M Wed Dec 01 12:10:05 2021

Page 1


Data File : M:\LOKI\DATA\211129\1129L29.D  
Acq On : 30 Nov 21 1:47  
Sample : 211129A LCS 300ug/L  
Misc : IS&S: 9/1/21

Vial: 27  
Operator:  
Inst : Loki  
Multiplr: 1.00

Quant Time: Dec 1 11:47 2021

Quant Results File: LGAS1129.RE

Method : M:\LOKI\DATA\211129\LGAS1129.M (RTE Integrator)  
Title : METHOD 8260B  
Last Update : Wed Dec 01 11:45:27 2021  
Response via : Initial Calibration



Data File : M:\LOKI\DATA\211129\1129L29.D  
 Acq On : 30 Nov 21 1:47  
 Sample : 211129A LCS 300ug/L  
 Misc : IS&S: 9/1/21

Vial: 27  
 Operator:  
 Inst : Loki  
 Multiplr: 1.00

Quant Time: Dec 1 12:04 2021

Quant Results File: LSUR1129.RE

Quant Method : M:\LOKI\DATA\211129\LSUR1129.M (RTE Integrator)  
 Title : METHOD 8260B  
 Last Update : Wed Dec 01 11:59:30 2021  
 Response via : Initial Calibration  
 DataAcq Meth : L8260

Internal Standards	R.T.	QIon	Response	Conc	Units	Dev (Min)
1) Fluorobenzene (IS)	6.31	96	68190	25.00	ppb	0.00
4) Chlorobenzene-D5 (IS)	9.78	117	58685	25.00	ppb	0.00
7) 1,4-Dichlorobenzene-D4 (IS)	12.36	152	36960	25.00	ppb	0.00
System Monitoring Compounds						
2) Dibromofluoromethane(S)	5.46	113	19828	23.41	ppb	0.00
Spiked Amount			Recovery	=	93.632%	
3) 1,2-DCA-D4(S)	5.87	65	20608	23.45	ppb	0.00
Spiked Amount			Recovery	=	93.800%	
5) Toluene-D8(S)	8.18	98	62862	24.65	ppb	0.00
Spiked Amount			Recovery	=	98.584%	
6) 4-Bromofluorobenzene(S)	11.07	174	25000	24.60	ppb	0.00
Spiked Amount			Recovery	=	98.384%	

Target Compounds

Qvalue

(#) = qualifier out of range (m) = manual integration  
 1129L29.D LSUR1129.M Wed Dec 01 17:34:56 2021

Page 1

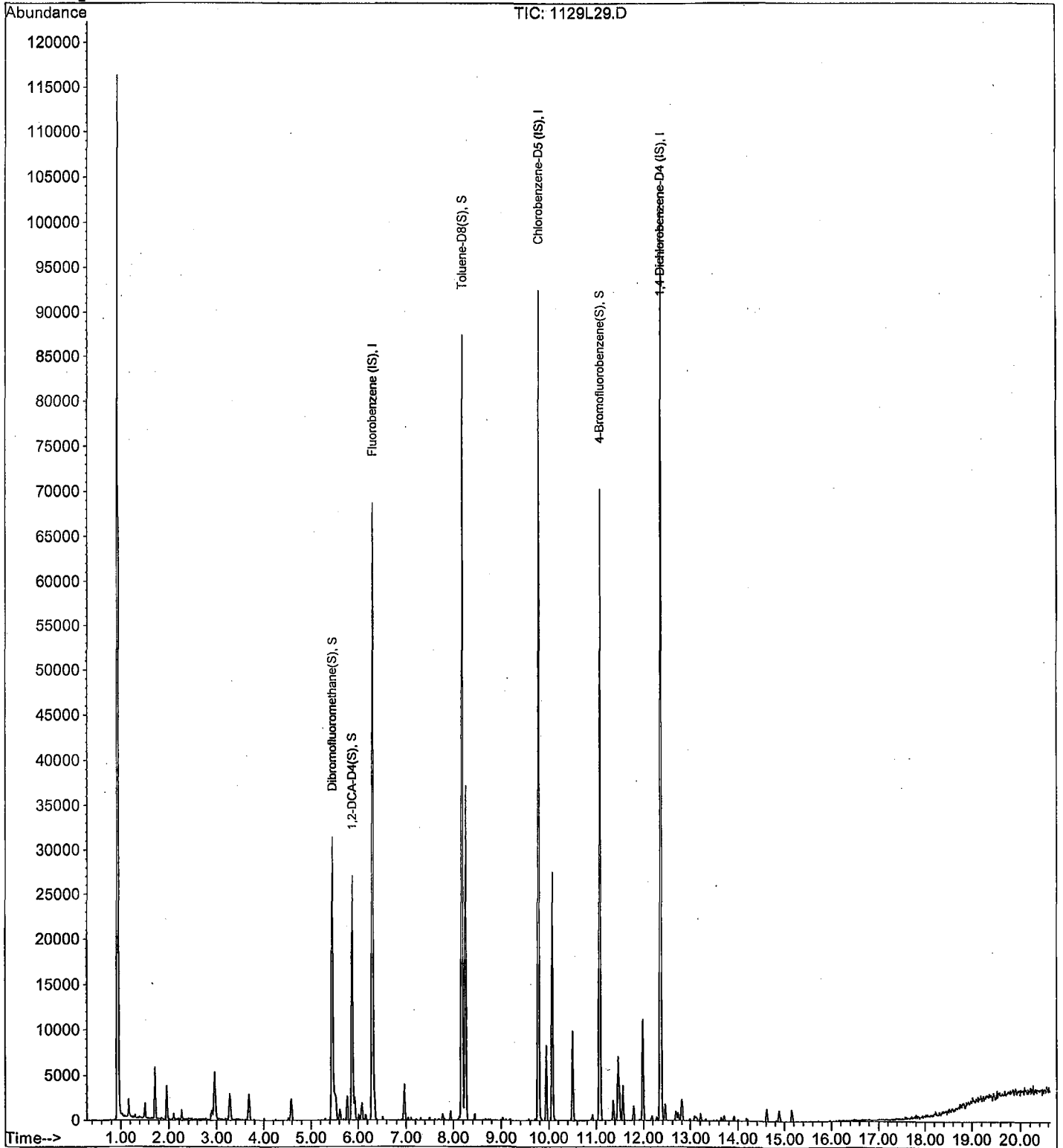
Data File : M:\LOKI\DATA\211129\1129L29.D  
Acq On : 30 Nov 21 1:47  
Sample : 211129A LCS 300ug/L  
Misc : IS&S: 9/1/21

Vial: 27  
Operator:  
Inst : Loki  
Multiplr: 1.00

Quant Time: Dec 1 12:04 2021

Quant Results File: LSUR1129.RES

Method : M:\LOKI\DATA\211129\LSUR1129.M (RTE Integrator)  
Title : METHOD 8260B  
Last Update : Wed Dec 01 11:59:30 2021  
Response via : Initial Calibration



Data File : M:\LOKI\DATA\211129\1129L30.D  
Acq On : 30 Nov 21 2:15  
Sample : 211129A LCSD 300ug/L  
Misc : IS&S: 9/1/21

Vial: 28  
Operator:  
Inst : Loki  
Multiplr: 1.00

Quant Time: Dec 1 11:47 2021

Quant Results File: LGAS1129.RE

Quant Method : M:\LOKI\DATA\211129\LGAS1129.M (RTE Integrator)  
Title : METHOD 8260B  
Last Update : Wed Dec 01 11:45:27 2021  
Response via : Initial Calibration  
DataAcq Meth : L8260

Internal Standards	R.T.	QIon	Response	Conc	Units	Dev (Min)
1) Fluorobenzene (IS)	6.31	TIC	127667	25.00	ppb	0.00
3) Chlorobenzene-D5 (IS)	12.36	TIC	184062	25.00	ppb	0.00
4) 1,4-Dichlorobenzene-D (IS)	0.00	TIC	0	0.00	ppb	-12.54

#### System Monitoring Compounds

##### Target Compounds

2) Gasoline C6-C10	8.18	TIC	754242m	293.55	ppb	Qvalue 100
--------------------	------	-----	---------	--------	-----	---------------

-----  
(#) = qualifier out of range (m) = manual integration  
1129L30.D LGAS1129.M Wed Dec 01 12:10:06 2021

Page 1


Data File : M:\LOKI\DATA\211129\1129L30.D  
Acq On : 30 Nov 21 2:15  
Sample : 211129A LCSD 300ug/L  
Misc : IS&S: 9/1/21

Vial: 28  
Operator:  
Inst : Loki  
Multiplr: 1.00

Quant Time: Dec 1 11:47 2021

Quant Results File: LGAS1129.RE

Method : M:\LOKI\DATA\211129\LGAS1129.M (RTE Integrator)  
Title : METHOD 8260B  
Last Update : Wed Dec 01 11:45:27 2021  
Response via : Initial Calibration



Acq On : 30 Nov 21 2:15  
 Sample : 211129A LCSD 300ug/L  
 Misc : IS&S: 9/1/21

Vial: 28  
 Operator:  
 Inst : Loki  
 Multiplr: 1.00

Quant Time: Dec 1 12:04 2021

Quant Results File: LSUR1129.RE

Quant Method : M:\LOKI\DATA\211129\LSUR1129.M (RTE Integrator)  
 Title : METHOD 8260B  
 Last Update : Wed Dec 01 11:59:30 2021  
 Response via : Initial Calibration  
 DataAcq Meth : L8260

Internal Standards	R.T.	QI on	Response	Conc	Units	Dev (Min)
1) Fluorobenzene (IS)	6.31	96	64044	25.00	ppb	0.00
4) Chlorobenzene-D5 (IS)	9.78	117	55482	25.00	ppb	0.00
7) 1,4-Dichlorobenzene-D4 (IS)	12.36	152	34300	25.00	ppb	0.00
System Monitoring Compounds						
2) Dibromofluoromethane(S)	5.45	113	19062	23.96	ppb	0.00
Spiked Amount	25.000		Recovery	= 95.844%		
3) 1,2-DCA-D4(S)	5.87	65	19815	24.01	ppb	0.00
Spiked Amount	25.000		Recovery	= 96.028%		
5) Toluene-D8(S)	8.18	98	60177	24.96	ppb	0.00
Spiked Amount	25.000		Recovery	= 99.824%		
6) 4-Bromofluorobenzene(S)	11.07	174	23692	24.65	ppb	0.00
Spiked Amount	25.000		Recovery	= 98.616%		

Target Compounds

Qvalue

(#) = qualifier out of range (m) = manual integration  
 1129L30.D LSUR1129.M Wed Dec 01 17:34:57 2021

Page 1


Data File : M:\LOKI\DATA\211129\1129L30.D  
Acq On : 30 Nov 21 2:15  
Sample : 211129A LCSD 300ug/L  
Misc : IS&S: 9/1/21

Vial: 28  
Operator:  
Inst : Loki  
Multiplr: 1.00

Quant Time: Dec 1 12:04 2021

Quant Results File: LSUR1129.RE

Method : M:\LOKI\DATA\211129\LSUR1129.M (RTE Integrator)  
Title : METHOD 8260B  
Last Update : Wed Dec 01 11:59:30 2021  
Response via : Initial Calibration





### LOKI 8260 Standard Prep

LOKI 8260 Water Calibration Curve										
<b>0.3ug/L</b>						Prepared By (Initials): <u>CH</u>				
Prepared: 11/29/2021										
Expires: 12/15/2021										
Initial Standard Information						Final Standard Information				
Name of Initial Standard (QAU Label)	Supplier	APPL Mix Name	Conc. (ug/mL)	Reference To APPL Prep Date	Exp. Date	Exp. Date (Manufacturers)	Aliquot From Stock	Final Volume	Solvent	Final Standard Conc. (ug/L)
VOA STD. 9	Various	0.3ug/L	5	Prepared 11/29/21	1/28/2022	N/A	3uL	50mL	P&T Water	0.3
VOA STD. 1	Absolute		50	Prepared 11/29/21	1/28/2022	N/A	5uL			5
VOA STD. 2	Phenova		100	Prepared 11/29/21	1/28/2022	N/A	2.5uL			5
VOA STD. TBA	Various		250	Prepared 11/29/21	12/15/2021	N/A	2uL			10
<b>0.5ug/L</b>										
Prepared: 11/29/2021										
Expires: 12/15/2021										
Initial Standard Information						Final Standard Information				
Name of Initial Standard (QAU Label)	Supplier	APPL Mix Name	Conc. (ug/mL)	Reference To APPL Prep Date	Exp. Date	Exp. Date (Manufacturers)	Aliquot From Stock	Final Volume	Solvent	Final Standard Conc. (ug/L)
VOA STD. 9	Various	0.5ug/L	5	Prepared 11/29/21	1/28/2022	N/A	5uL	50mL	P&T Water	0.5
VOA STD. 1	Absolute		50	Prepared 11/29/21	1/28/2022	N/A	10uL			10
VOA STD. 2	Phenova		100	Prepared 11/29/21	1/28/2022	N/A	5uL			10
VOA STD. TBA	Various		250	Prepared 11/29/21	12/15/2021	N/A	5uL			25
<b>1.0ug/L</b>										
Prepared: 11/29/2021										
Expires: 12/15/2021										
Initial Standard Information						Final Standard Information				
Name of Initial Standard (QAU Label)	Supplier	APPL Mix Name	Conc. (ug/mL)	Reference To APPL Prep Date	Exp. Date	Exp. Date (Manufacturers)	Aliquot From Stock	Final Volume	Solvent	Final Standard Conc. (ug/L)
VOA STD. 9	Various	1.0ug/L	5	Prepared 11/29/21	1/28/2022	N/A	10uL	50mL	P&T Water	1
VOA STD. 1	Absolute		50	Prepared 11/29/21	1/28/2022	N/A	20uL			20
VOA STD. 2	Phenova		100	Prepared 11/29/21	1/28/2022	N/A	10uL			20
VOA STD. TBA	Various		250	Prepared 11/29/21	12/15/2021	N/A	10uL			50
<b>2.0ug/L</b>										
Prepared: 11/29/2021										
Expires: 12/15/2021										
Initial Standard Information						Final Standard Information				
Name of Initial Standard (QAU Label)	Supplier	APPL Mix Name	Conc. (ug/mL)	Reference To APPL Prep Date	Exp. Date	Exp. Date (Manufacturers)	Aliquot From Stock	Final Volume	Solvent	Final Standard Conc. (ug/L)
VOA STD. 9	Various	2.0ug/L	5	Prepared 11/29/21	1/28/2022	N/A	20uL	50mL	P&T Water	2
VOA STD. 1	Absolute		50	Prepared 11/29/21	1/28/2022	N/A	30uL			30
VOA STD. 2	Phenova		100	Prepared 11/29/21	1/28/2022	N/A	15uL			30
VOA STD. TBA	Various		250	Prepared 11/29/21	12/15/2021	N/A	15uL			75
<b>5ug/L</b>										
Prepared: 11/29/2021										
Expires: 12/15/2021										
Initial Standard Information						Final Standard Information				
Name of Initial Standard (QAU Label)	Supplier	APPL Mix Name	Conc. (ug/mL)	Reference To APPL Prep Date	Exp. Date	Exp. Date (Manufacturers)	Aliquot From Stock	Final Volume	Solvent	Final Standard Conc. (ug/L)
VOA STD. 7	Various	5ug/L	50	Prepared 11/29/21	1/28/2022	N/A	5uL	50mL	P&T Water	5
VOA STD. 8	Phenova		50	Prepared 11/29/21	12/15/2021	N/A	5uL			5
VOA STD. 1	Absolute		50	Prepared 11/29/21	1/28/2022	N/A	40uL			40
VOA STD. 2	Phenova		100	Prepared 11/29/21	1/28/2022	N/A	20uL			20
VOA STD. TBA	Various		250	Prepared 11/29/21	12/15/2021	N/A	20uL			100
<b>10ug/L</b>										
Prepared: 11/29/2021										
Expires: 12/15/2021										
Initial Standard Information						Final Standard Information				
Name of Initial Standard (QAU Label)	Supplier	APPL Mix Name	Conc. (ug/mL)	Reference To APPL Prep Date	Exp. Date	Exp. Date (Manufacturers)	Aliquot From Stock	Final Volume	Solvent	Final Standard Conc. (ug/L)
VOA STD. 7	Various	10ug/L	50	Prepared 11/29/21	1/28/2022	N/A	10uL	50mL	P&T Water	10
VOA STD. 8	Phenova		50	Prepared 11/29/21	12/15/2021	N/A	10uL			10
VOA STD. 1	Absolute		50	Prepared 11/29/21	1/28/2022	N/A	50uL			50
VOA STD. 2	Phenova		100	Prepared 11/29/21	1/28/2022	N/A	25uL			50
VOA STD. TBA	Various		250	Prepared 11/29/21	12/15/2021	N/A	25uL			125

20ug/L										
Prepared: 11/29/2021										
Expires: 12/15/2021										
Initial Standard Information						Final Standard Information				
Name of Initial Standard (QAU Label)	Supplier	APPL Mix Name	Conc. (ug/mL)	Reference To APPL Prep Date	Exp. Date	Exp. Date (Manufacturers)	Aliquot From Stock	Final Volume	Solvent	Final Standard Conc. (ug/L)
VOA STD. 7	Various	20ug/L	50	Prepared 11/29/21	1/28/2022	N/A	20uL	50mL	P&T Water	20
VOA STD. 8	Phenova		50	Prepared 11/29/21	12/15/2021	N/A	20uL			20
VOA STD. 1	Absolute		50	Prepared 11/29/21	1/28/2022	N/A	60uL			60
VOA STD. 2	Phenova		100	Prepared 11/29/21	1/28/2022	N/A	30uL			60
VOA STD. TBA	Various		250	Prepared 11/29/21	12/15/2021	N/A	30uL			150
40ug/L										
Prepared: 11/29/2021										
Expires: 12/15/2021										
Initial Standard Information						Final Standard Information				
Name of Initial Standard (QAU Label)	Supplier	APPL Mix Name	Conc. (ug/mL)	Reference To APPL Prep Date	Exp. Date	Exp. Date (Manufacturers)	Aliquot From Stock	Final Volume	Solvent	Final Standard Conc. (ug/L)
VOA STD. 7	Various	40ug/L	50	Prepared 11/29/21	1/28/2022	N/A	40uL	50mL	P&T Water	40
VOA STD. 8	Phenova		50	Prepared 11/29/21	12/15/2021	N/A	40uL			40
VOA STD. 1	Absolute		50	Prepared 11/29/21	1/28/2022	N/A	80uL			80
VOA STD. 2	Phenova		100	Prepared 11/29/21	1/28/2022	N/A	40uL			80
VOA STD. TBA	Various		250	Prepared 11/29/21	12/15/2021	N/A	35uL			175
100ug/L										
Prepared: 11/29/2021										
Expires: 12/15/2021										
Initial Standard Information						Final Standard Information				
Name of Initial Standard (QAU Label)	Supplier	APPL Mix Name	Conc. (ug/mL)	Reference To APPL Prep Date	Exp. Date	Exp. Date (Manufacturers)	Aliquot From Stock	Final Volume	Solvent	Final Standard Conc. (ug/L)
VOA STD. 7	Various	100ug/L	50	Prepared 11/29/21	1/28/2022	N/A	100uL	50mL	P&T Water	100
VOA STD. 8	Phenova		50	Prepared 11/29/21	12/15/2021	N/A	100uL			100
VOA STD. 1	Absolute		50	Prepared 11/29/21	1/28/2022	N/A	100uL			100
VOA STD. 2	Phenova		100	Prepared 11/29/21	1/28/2022	N/A	50uL			100
VOA STD. TBA	Various		250	Prepared 11/29/21	12/15/2021	N/A	40uL			200
LOKI 8260 Water Second Source (SS)										
Prepared: 11/29/2021										
Expires: 12/15/2021										
						Prepared By (Initials): CH				
Initial Standard Information						Final Standard Information				
Name of Initial Standard (QAU Label)	Supplier	APPL Mix Name	Conc. (ug/mL)	Reference To APPL Prep Date	Exp. Date	Exp. Date (Manufacturers)	Aliquot From Stock	Final Volume	Solvent	Final Standard Conc. (ug/L)
VOA STD. 3	Phenova	8260 Water SS	100	Prepared 11/29/21	1/28/2022	N/A	25uL	50mL	P&T Water	50
VOA STD. GASES	Phenova	8260 Water SS	50	Prepared 11/29/21	1/28/2022	N/A	10uL			10
VOA STD. 0	Phenova	8260 Water SS	50	Prepared 11/29/21	1/28/2022	N/A	10uL			10
VOA STD. 2-CEVE	Absolute	8260 Water SS	50	Prepared 11/29/21	11/29/2021	N/A	50uL			50
VOA STD. 6	Various	8260 Water SS	50	Prepared 11/29/21	12/15/2021	N/A	10uL			10
VOA STD. TBA	Various	8260 Water SS	250	Prepared 11/29/21	12/15/2021	N/A	25uL			250
8260 Water Continuing Calibrations (CCV)/ Lab Control Spikes (LCS)										
Prepared: 11/29/2021										
Expires: 11/30/2021										
						Prepared By (Initials): CH				
Initial Standard Information						Final Standard Information				
Name of Initial Standard (QAU Label)	Supplier	APPL Mix Name	Conc. (ug/mL)	Reference To APPL Prep Date	Exp. Date	Exp. Date (Manufacturers)	Aliquot From Stock	Final Volume	Solvent	Final Standard Conc. (ug/L)
VOA STD. 7	Various	CCV/ LCS	50	Prepared 11/29/21	1/28/2022	N/A	10uL	50mL	P&T Water	10
VOA STD. 8	Phenova	CCV/ LCS	50	Prepared 11/29/21	12/15/2021	N/A	10uL			10
VOA STD. 1	Absolute	CCV/ LCS	50	Prepared 11/29/21	1/28/2022	N/A	50uL			50
VOA STD. 2	Phenova	CCV/ LCS	100	Prepared 11/29/21	1/28/2022	N/A	25uL			50
VOA STD. TBA	Various	CCV/ LCS	250	Prepared 11/29/21	12/15/2021	N/A	25uL			250

### THOR Gas Standard Prep

Gas Primary Working Standard											
Prepared: 8/6/2021						Prepared By (Initials): CH					
Expires: 1/4/2022											
Methanol Lot No.											
Initial Standard Information						Final Standard Information					
Name of Initial Standard (QAU Label)	Supplier	Supplier P/N#	Conc. (ug/mL)	Lot Number - QA Number	Exp. Date (1 yr)	Exp. Date (Manufacturers)	Alliquot From Stock	Final Volume	Solvent	Final Standard Conc. (ug/mL)	
50,000ug/mL Gas STD	Restek	30205	50,000	A0132443	1/4/2022	12/31/2024	80uL	2mL	Methanol	2,000	
Gas Second Source (SS) Working Standard											
Prepared: 3/31/2021						Prepared By (Initials): CH					
Expires: 1/31/1930											
Methanol Lot No.											
Initial Standard Information						Final Standard Information					
Name of Initial Standard (QAU Label)	Supplier	Supplier P/N#	Conc. (ug/mL)	Lot Number - QA Number	Exp. Date (1 yr)	Exp. Date (Manufacturers)	Alliquot From Stock	Final Volume	Solvent	Final Standard Conc. (ug/mL)	
Gasoline (50,000ppm)	Phenova	ALO-101543	50,000	CL14915-51175	1/4/2022	1/31/1930	80uL	2mL	Methanol	2,000	
LOKI Gas Calibration Curve											
Prepared: 11/29/2021						Prepared By (Initials): CH					
Expires: 1/28/2022											
Initial Standard Information						Final Standard Information					
Name of Initial Standard (QAU Label)	Supplier	APPL Mix Name	Conc. (ug/mL)	Reference To APPL Prep Date	Exp. Date	Exp. Date (Manufacturers)	Alliquot From Stock	Final Volume	Solvent	Final Standard Conc. (ug/L)	
VOA Gasses Standards	Phenova	20ug/L	2,000	Prepared 08/06/21	1/4/2022	N/A	1uL	100mL	P&T Water	20	
VOA Gasses Standards	Phenova	50ug/L	2,000	Prepared 08/06/21	1/4/2022	N/A	2.5uL	100mL	P&T Water	50	
VOA Gasses Standards	Phenova	100ug/L	2,000	Prepared 08/06/21	1/4/2022	N/A	5uL	100mL	P&T Water	100	
VOA Gasses Standards	Phenova	300ug/L	2,000	Prepared 08/06/21	1/4/2022	N/A	15uL	100mL	P&T Water	300	
VOA Gasses Standards	Phenova	600ug/L	2,000	Prepared 08/06/21	1/4/2022	N/A	30uL	100mL	P&T Water	600	
VOA Gasses Standards	Phenova	800ug/L	2,000	Prepared 08/06/21	1/4/2022	N/A	40uL	100mL	P&T Water	800	
VOA Gasses Standards	Phenova	1,000ug/L	2,000	Prepared 08/06/21	1/4/2022	N/A	50uL	100mL	P&T Water	1,000	
Zeus Gas Second Source											
Prepared: 11/29/2021						Prepared By (Initials): CH					
Expires: 1/28/2022											
Initial Standard Information						Final Standard Information					
Name of Initial Standard (QAU Label)	Supplier	APPL Mix Name	Conc. (ug/mL)	Reference To APPL Prep Date	Exp. Date	Exp. Date (Manufacturers)	Alliquot From Stock	Final Volume	Solvent	Final Standard Conc. (ug/L)	
50,000ug/mL Gas STD	Phenova	SS 300ug/L	2,000	Prepared 03/31/21	1/31/1930	N/A	15uL	100mL	P&T Water	300	
THOR Gas Continuing Calibrations/Lab Control Spikes											
Prepared: 11/29/2021						Prepared By (Initials): CH					
Expires: 11/30/2021											
Initial Standard Information						Final Standard Information					
Name of Initial Standard (QAU Label)	Supplier	Supplier P/N#	Conc. (ug/mL)	Lot Number - QA Number	Exp. Date (1 yr)	Exp. Date (Manufacturers)	Alliquot From Stock	Final Volume	Solvent	Final Standard Conc. (ug/mL)	
VOA Gasses Standards	Phenova	300ug/L	2,000	Prepared 08/06/21	1/4/2022	N/A	15uL	100mL	P&T Water	300	

## Injection Log

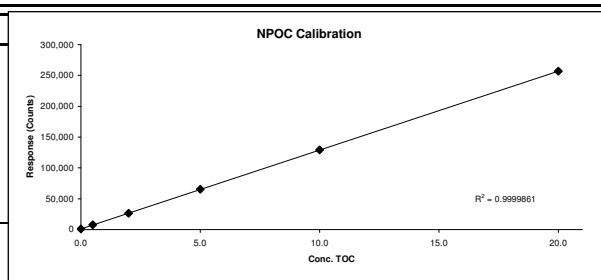
Directory: M:\LOK\DATA\211129\

Line	Vial	FileName	Multiplier	SampleName	Misc Info	Injected
1	4	1129L06.D	1	0.3ug/L VOC STD 11/29/21	IS&S: 9/1/21	29 Nov 21 15:11
2	5	1129L07.D	1	0.5ug/L VOC STD 11/29/21	IS&S: 9/1/21	29 Nov 21 15:39
3	6	1129L08.D	1	1ug/L VOC STD 11/29/21	IS&S: 9/1/21	29 Nov 21 16:07
4	7	1129L09.D	1	2ug/L VOC STD 11/29/21	IS&S: 9/1/21	29 Nov 21 16:34
5	8	1129L10.D	1	5ug/L VOC STD 11/29/21	IS&S: 9/1/21	29 Nov 21 17:02
6	9	1129L11.D	1	10ug/L VOC STD 11/29/21	IS&S: 9/1/21	29 Nov 21 17:30
7	10	1129L12.D	1	20ug/L VOC STD 11/29/21	IS&S: 9/1/21	29 Nov 21 17:57
8	11	1129L13.D	1	40ug/L VOC STD 11/29/21	IS&S: 9/1/21	29 Nov 21 18:25
9	12	1129L14.D	1	100ug/L VOC STD 11/29/21	IS&S: 9/1/21	29 Nov 21 18:53
10	15	1129L17.D	1	20ug/L GAS STD 11/29/21	IS&S: 9/1/21	29 Nov 21 20:16
11	16	1129L18.D	1	50ug/L GAS STD 11/29/21	IS&S: 9/1/21	29 Nov 21 20:44
12	17	1129L19.D	1	100ug/L GAS STD 11/29/21	IS&S: 9/1/21	29 Nov 21 21:11
13	18	1129L20.D	1	300ug/L GAS STD 11/29/21	IS&S: 9/1/21	29 Nov 21 21:39
14	19	1129L21.D	1	600ug/L GAS STD 11/29/21	IS&S: 9/1/21	29 Nov 21 22:06
15	20	1129L22.D	1	800ug/L GAS STD 11/29/21	IS&S: 9/1/21	29 Nov 21 22:34
16	21	1129L23.D	1	1000ug/L GAS STD 11/29/21	IS&S: 9/1/21	29 Nov 21 23:02
17	23	1129L25.D	1	(SS) 300ug/L GAS STD 11/29/21	IS&S: 9/1/21	29 Nov 21 23:57
18	27	1129L29.D	1	211129A LCS 300ug/L	IS&S: 9/1/21	30 Nov 21 1:47
19	28	1129L30.D	1	211129A LCSD 300ug/L	IS&S: 9/1/21	30 Nov 21 2:15
20	29	1129L31.D	1	211129A BLK	IS&S: 9/1/21	30 Nov 21 2:42
21	35	1129L37.D	2	BA46820W01	IS&S: 9/1/21	30 Nov 21 5:28
22	36	1129L38.D	1	BA46821W01	IS&S: 9/1/21	30 Nov 21 5:56
23	37	1129L39.D	1	BA46822W01	IS&S: 9/1/21	30 Nov 21 6:23
24	38	1129L40.D	1	BA46823W01	IS&S: 9/1/21	30 Nov 21 6:51
25	44	1129L46.D	1	Ending CCV 300ug/L 11/29/21	IS&S: 9/1/21	30 Nov 21 9:37

**INORGANIC ANALYSIS**  
**Calibration and Raw Data**

Method: WetChem	TOTAL ORGANIC CARBON	Instrument: Tic Toc
Analyte: TOC	Units mg/L	
Analyst: EA	QCG: 211129A	
	Final Volume: 40mL	

Date	Time	Appl ID	[TOC]	Raw	% Recovery
11/27/2021	13:37	QC blank	0.00	872	
11/27/2021	16:18	Ical 1	0.50	7728	
11/27/2021	16:58	Ical 2	2.00	26223	
11/27/2021	17:38	Ical 3	5.00	65575	
11/27/2021	18:19	Ical 4	10.00	129337	
11/27/2021	19:00	Ical 5	20.00	256854	
11/27/2021	19:41	ICB	0.05	1142	
11/27/2021	20:21	ICV	9.90	127224	99.0%



Date	Time	Appl ID	DF	Raw Result	SubSample Amount	Filter Blank Subtract	Calc Conc	Result	Range (mg/L)	QC True	% Recovery
2021-11-29	03:12 PM	CCB Prime	1	945	40mL	0.000	0	0.00	0.00		
2021-11-29	03:53 PM	QCB	1	845	40mL	0.000	0	0.00	0.00		
2021-11-29	04:34 PM	211129A CCV/LCS 1	1	63576	40mL	0.000	4.902	4.90	0.30	5.00	98.0%
2021-11-29	05:15 PM	211129A CCB/Blk 1	1	950	40mL	0.000	0.01	0.01	0.02		
2021-11-29	05:56 PM	BA46714W05	1	2207	40mL	0.000	0.134	0.13	0.04		
2021-11-29	06:36 PM	BA46721W01	1	5894	40mL	0.000	0.422	0.42	0.25		
2021-11-29	07:16 PM	BA39645W06	1	42814	40mL	0.000	3.307	3.31	0.03		
2021-11-29	07:57 PM	BA46927W02	1	25700	40mL	0.000	1.969	1.97	1.30		
2021-11-29	08:37 PM	BA46973W05	1	2966	40mL	0.000	0.193	0.19	0.37		
2021-11-29	09:17 PM	BA46971W06	1	2023	40mL	0.000	0.119	0.12	0.05		
2021-11-29	09:57 PM	BA38713W02	1	30844	40mL	0.000	2.371	2.37	2.29		
2021-11-29	10:37 PM	BA39648W06	1	62050	40mL	0.000	4.809	4.81	0.07		
2021-11-29	11:17 PM	BA39641W06	1	66891	40mL	0.000	5.188	5.19	0.36		
2021-11-29	11:58 PM	BA39647W06	1	54734	40mL	0.000	4.238	4.24	0.18		
2021-11-30	12:39 AM	211129A CCV/LCSD	1	64047	40mL	0.000	4.938	4.94	0.01	5.00	98.8%
2021-11-30	01:20 AM	211129A CCB 2	1	1305	40mL	0.000	0.036	0.04	0.05		
2021-11-30	02:01 AM	BA39123W01	1	57517	40mL	0.000	4.455	4.46	0.05		
2021-11-30	02:41 AM	BA46829W06	1	33099	40mL	0.000	2.548	2.55	0.90		
2021-11-30	03:21 AM	BA46823W06	1	7673	40mL	0.000	0.561	0.56	0.33		
2021-11-30	04:01 AM	BA46821W05	1	29307	40mL	0.000	2.251	2.25	1.02		
2021-11-30	04:41 AM	BA46827W05	1	18269	40mL	0.000	1.389	1.39	0.07		
2021-11-30	05:21 AM	BA46716W05	1	2637	40mL	0.000	0.167	0.17	0.22		
2021-11-30	06:02 AM	BA46983W05	1	20433	40mL	0.000	1.558	1.56	0.36		
2021-11-30	06:42 AM	BA46985W06	1	27259	40mL	0.000	2.091	2.09	1.31		
2021-11-30	07:24 AM	BA46981W05	1	30062	40mL	0.000	2.31	2.31	0.72		
2021-11-30	08:05 AM	BA46979W05	1	5187	40mL	0.000	0.367	0.37	0.33		
2021-11-30	08:45 AM	CCV	1	64283	40mL	0.000	4.957	4.96	0.01	5.00	99.1%
2021-11-30	09:26 AM	CCB	1	1179	40mL	0.000	0.026	0.03	0.04		
						0.000					
						0.000					
						0.000					

Name of Final Standard **TOC Calibration Curve**  
 Prep Date 11/27/2021  
 Exp Date 11/27/2022

Prep'd By (Initials) EA

Initial Standard Information						Final Standard Information			
Name of Initial Standard (from container Label)	Supplier	Supplier P/N# (or APPL Mix Name)	Conc.(range)	Lot # with QA # (or reference to APPL prep date)	Exp Date	Aliquot from Stock	Final Volume	Final Solvent + Lot# (or APPL Prep Date)	Final Standard Conc (range)
Total Organic Carbon (TOC) Standard Cal 1	Agilent	IQC-106-5	1000 mg/L	0006588597-51848	3/31/2023	20 uL	40 mL	DI Water	0.5 ppm
Total Organic Carbon (TOC) Standard Cal 2	Agilent	IQC-106-5	1000 mg/L	0006588597-51848	3/31/2023	80 uL	40 mL	DI Water	2 ppm
Total Organic Carbon (TOC) Standard Cal 3	Agilent	IQC-106-5	1000 mg/L	0006588597-51848	3/31/2023	200 uL	40 mL	DI Water	5 ppm
Total Organic Carbon (TOC) Standard Cal 4	Agilent	IQC-106-5	1000 mg/L	0006588597-51848	3/31/2023	400 uL	40 mL	DI Water	10 ppm
Total Organic Carbon (TOC) Standard Cal 5	Agilent	IQC-106-5	1000 mg/L	0006588597-51848	3/31/2023	800 uL	40 mL	DI Water	20 ppm

Name of Final Standard **ICV (TOC)**  
 Prep Date 11/27/2021  
 Exp Date 11/27/2022

Prep'd By (Initials) EA

Initial Standard Information						Final Standard Information			
Name of Initial Standard (from container Label)	Supplier	Supplier P/N# (or APPL Mix Name)	Conc.(range)	Lot # with QA # (or reference to APPL prep date)	Exp Date	Aliquot from Stock	Final Volume	Final Solvent + Lot# (or APPL Prep Date)	Final Standard Conc (range)
1000 PPM ICV TOC Intermediate	APPL Inc.	IQC-106-5	1000 mg/L	0006465171-49409	6/30/2021	400 uL	40mL	DI Water	10 ppm

ICV recertified against the non-expired calibration

Name of Final Standard **CCV (TOC)**  
 Prep Date See Data  
 Exp Date 1 year

Prep'd By (Initials) EA

Initial Standard Information						Final Standard Information			
Name of Initial Standard (from container Label)	Supplier	Supplier P/N# (or APPL Mix Name)	Conc.(range)	Lot # with QA # (or reference to APPL prep date)	Exp Date	Aliquot from Stock	Final Volume	Final Solvent + Lot# (or APPL Prep Date)	Final Standard Conc (range)
Total Organic Carbon (TOC) Standard	Agilent	IQC-1 06-5	1000 mg/L	0006588597-51848	3/31/2023	200 uL	40 mL	DI Water	5 ppm

Name of Final Standard **TOC LCS/LCSD**  
 Prep Date See Data  
 Exp Date 1 year

Prep'd By (Initials) EA

Initial Standard Information						Final Standard Information			
Name of Initial Standard (from container Label)	Supplier	Supplier P/N# (or APPL Mix Name)	Conc.(range)	Lot # with QA # (or reference to APPL prep date)	Exp Date	Aliquot from Stock	Final Volume	Final Solvent + Lot# (or APPL Prep Date)	Final Standard Conc (range)
Total Organic Carbon (TOC) Standard	Agilent	IQC-106-5	1000 mg/L	0006588597-51848	3/31/2023	200 uL	40 mL	DI Water	5 ppm

Name of Final Standard **TOC MS/MSD**  
 Prep Date See Data  
 Exp Date 1 year

Prep'd By (Initials) EA

Initial Standard Information						Final Standard Information			
Name of Initial Standard (from container Label)	Supplier	Supplier P/N# (or APPL Mix Name)	Conc.(range)	Lot # with QA # (or reference to APPL prep date)	Exp Date	Aliquot from Stock	Final Volume	Final Solvent + Lot# (or APPL Prep Date)	Final Standard Conc (range)
Total Organic Carbon (TOC) Standard	Agilent	IQC-106-5	1000 mg/L	0006588597-51848	3/31/2023	200 uL	40 mL	sample	5 ppm