



908 North Temperance Ave. ▽ Clovis, CA 93611 ▽ Phone 559-275-2175 ▽ Fax 559-275-4422

Certification Number: CA1312  
NELAP Certification number: CA00046  
DoD-ELAP Certificate number: 4064.01

## Data Validatable Report

December 2, 2021

AECOM  
1001 Bishop Street, Suite 1600  
Honolulu, Hawaii 96813

Attn: Alethea Ramos

Title: Report of Data: Case 98214

Project: 60571032 CV18F0126 Red Hill Fuel Storage, HI

Contract #: Prime contract # for DoD: NAVY CLEAN N62742-17-F-1800, CV18F0126  
Subcontract: 18S-22209-HI27

Dear Ms. Ramos:

Eight water samples were received November 12, 2021. Written results for the requested analyses are being provided on this December 2, 2021.

Results in this report apply to the samples analyzed in accordance with the chain of custody document. This analytical report must be reproduced in its entirety.

If you have any questions or require further information, please contact your APPL Project Manager, Libby Cheeseborough, libby@applinc.com, at your convenience. Thank you for choosing APPL, Inc.

I certify that this data package is in compliance with the terms and conditions of the contract, both technically and for completeness, for other than the conditions detailed above. These test results meet all requirements of NELAC and DoD QSM. Release of the hard copy has been authorized by the Laboratory Manager or his designee, as verified by the following signature.

Loren Portwood, Laboratory Director  
APPL, Inc.

LP/lac  
Enclosure  
cc: File

Data Validation Package  
for  
60571032 CV18F0126 Red Hill Fuel Storage  
APPL SDG 98214  
TABLE OF CONTENTS

LABORATORY NAME: APPL, Inc.

Case Narrative	<u>3</u>
Sample Management Records	<u>7</u>
Sample Results	<u>14</u>
QC Forms	<u>51</u>
Method 8015B Calibration Data	<u>95</u>
Method 8015B Raw Data	<u>121</u>
Method 8015B Silica Gel Calibration Data	<u>143</u>
Method 8015B Silica Gel Raw Data	<u>188</u>
Method 8015B Blank Calibration Data	<u>213</u>
Method 8015B Blank Raw Data	<u>239</u>
Method 8270D SIM Calibration Data	<u>260</u>
Method 8270D SIM Raw Data	<u>287</u>
Method 8260B Calibration Data	<u>321</u>
Method 8260B Raw Data	<u>382</u>
Method 8260B GRO Calibration Data	<u>413</u>
Method 8260B GRO Raw Data	<u>459</u>
Inorganic Analyses and Calibration Raw Data	<u>498</u>

# **CASE NARRATIVE**

# Case Narrative

ARF: 98214

Project: 60571032 CV18F0126 Red Hill Fuel Storage. HI

## Sample Receipt Information:

Eight water samples were received November 12, 2021 at  $-0.9^{\circ}\text{C}$  and  $1.0^{\circ}\text{C}$ . The sample group was assigned Analytical Request Form (ARF) number 98214.

## Sample Preparation and Analysis Information:

For the EPA 8015B analysis, the samples were extracted according to EPA method 3520C. The sample extracts were silica gel cleaned according to APPL's SOP CLN004 and analyzed.

For the EPA 8015B analysis, pre-extraction sample blanks were extracted according to EPA method 3520C before the method QC and field samples. The sample blanks are included in this report.

For the EPA 8270D SIM analysis, the samples were extracted according to EPA method 3520C.

For the EPA 8260B analysis, the samples were purged according to EPA method 5030B.

For the EPA 9060A analysis, the samples were prepared according to the methods.

Only the portion of the injection log relative to these samples is included. A full sequence log is available upon request. Measurement uncertainty can be reported upon request.

## Analytical Exceptions, Deviations and Abnormalities.

**EPA 8015B:** In the 211116A method blank, Oil was detected above one-half the LOQ. Corrective action: Four samples were B-flagged for Oil. The 211116A-LCS recovers Oil above the upper control limit.

**EPA 8015B SGC:** In the 211116A1 method blank, Oil was detected above one-half the LOQ. The 211116A1-LCS/LCSD recovers Oil above the upper control limit. Corrective action: Three samples were B-flagged for Oil.

**EPA 8270D SIM:** Sample ERH1894 recovered the surrogate Fluoranthene below the control limit. This 2-methylnaphthalene-d10 was acceptable and is most like the target compounds. No corrective action was taken.

qryCOC\_APPLCaseNarrativeReport

SDG	Received	Client ID	APPL ID	Collected DateTime	Matrix	Method	Method Description
98214	11/12/2021	ERH1891	BA46102	11/10/2021 12:10:00 PM	WATER	EPA 8260B	EPA 8260B BTEX WATER
98214	11/12/2021	ERH1891	BA46102	11/10/2021 12:10:00 PM	WATER	EPA 8260B	EPA 8260B GRO WATER
98214	11/12/2021	ERH1892	BA46103	11/10/2021 12:15:00 PM	WATER	EPA 8260B	EPA 8260B BTEX WATER
98214	11/12/2021	ERH1892	BA46103	11/10/2021 12:15:00 PM	WATER	EPA 8015B-eHL	EPA 8015B TPH WATER L-L SGC
98214	11/12/2021	ERH1892	BA46103	11/10/2021 12:15:00 PM	WATER	EPA 8015B-eHL	EPA 8015B TPH LIQ-LIQ
98214	11/12/2021	ERH1892	BA46103	11/10/2021 12:15:00 PM	WATER	EPA 8260B	EPA 8260B GRO WATER
98214	11/12/2021	ERH1892	BA46103	11/10/2021 12:15:00 PM	WATER	8270D-SIM	EPA 8270D SIM LIQ-LIQ
98214	11/12/2021	ERH1892	BA46103	11/10/2021 12:15:00 PM	WATER	SW846 9060A	9060A TOC
98214	11/12/2021	ERH1894	BA46104	11/10/2021 3:40:00 PM	WATER	EPA 8260B	EPA 8260B BTEX WATER
98214	11/12/2021	ERH1894	BA46104	11/10/2021 3:40:00 PM	WATER	EPA 8260B	EPA 8260B GRO WATER
98214	11/12/2021	ERH1895	BA46105	11/10/2021 2:05:00 PM	WATER	EPA 8260B	EPA 8260B BTEX WATER
98214	11/12/2021	ERH1895	BA46105	11/10/2021 2:05:00 PM	WATER	EPA 8015B-eHL	EPA 8015B TPH WATER L-L SGC
98214	11/12/2021	ERH1895	BA46105	11/10/2021 2:05:00 PM	WATER	EPA 8015B-eHL	EPA 8015B TPH LIQ-LIQ
98214	11/12/2021	ERH1895	BA46105	11/10/2021 2:05:00 PM	WATER	EPA 8260B	EPA 8260B GRO WATER
98214	11/12/2021	ERH1895	BA46105	11/10/2021 2:05:00 PM	WATER	8270D-SIM	EPA 8270D SIM LIQ-LIQ
98214	11/12/2021	ERH1895	BA46105	11/10/2021 2:05:00 PM	WATER	SW846 9060A	9060A TOC
98214	11/12/2021	ERH1897	BA46106	11/10/2021 2:02:00 PM	WATER	EPA 8260B	EPA 8260B BTEX WATER
98214	11/12/2021	ERH1897	BA46106	11/10/2021 2:02:00 PM	WATER	EPA 8260B	EPA 8260B GRO WATER
98214	11/12/2021	ERH1898	BA46107	11/10/2021 3:43:00 PM	WATER	EPA 8260B	EPA 8260B BTEX WATER
98214	11/12/2021	ERH1898	BA46107	11/10/2021 3:43:00 PM	WATER	EPA 8015B-eHL	EPA 8015B TPH WATER L-L SGC
98214	11/12/2021	ERH1898	BA46107	11/10/2021 3:43:00 PM	WATER	EPA 8015B-eHL	EPA 8015B TPH LIQ-LIQ
98214	11/12/2021	ERH1898	BA46107	11/10/2021 3:43:00 PM	WATER	EPA 8260B	EPA 8260B GRO WATER
98214	11/12/2021	ERH1898	BA46107	11/10/2021 3:43:00 PM	WATER	8270D-SIM	EPA 8270D SIM LIQ-LIQ
98214	11/12/2021	ERH1898	BA46107	11/10/2021 3:43:00 PM	WATER	SW846 9060A	9060A TOC
98214	11/12/2021	ERH1900	BA46108	11/10/2021 10:25:00 AM	WATER	EPA 8260B	EPA 8260B BTEX WATER
98214	11/12/2021	ERH1900	BA46108	11/10/2021 10:25:00 AM	WATER	EPA 8260B	EPA 8260B GRO WATER
98214	11/12/2021	ERH1901	BA46109	11/10/2021 10:25:00 AM	WATER	EPA 8260B	EPA 8260B BTEX WATER
98214	11/12/2021	ERH1901	BA46109	11/10/2021 10:25:00 AM	WATER	EPA 8015B-eHL	EPA 8015B TPH WATER L-L SGC
98214	11/12/2021	ERH1901	BA46109	11/10/2021 10:25:00 AM	WATER	EPA 8015B-eHL	EPA 8015B TPH LIQ-LIQ
98214	11/12/2021	ERH1901	BA46109	11/10/2021 10:25:00 AM	WATER	EPA 8260B	EPA 8260B GRO WATER
98214	11/12/2021	ERH1901	BA46109	11/10/2021 10:25:00 AM	WATER	8270D-SIM	EPA 8270D SIM LIQ-LIQ
98214	11/12/2021	ERH1901	BA46109	11/10/2021 10:25:00 AM	WATER	SW846 9060A	9060A TOC
98214	11/12/2021	ERH1892 BLANK	BA46110	11/10/2021 12:15:00 PM	WATER	EPA 8015B-eHL	EPA 8015B TPH LIQ-LIQ
98214	11/12/2021	ERH1895 BLANK	BA46111	11/10/2021 2:05:00 PM	WATER	EPA 8015B-eHL	EPA 8015B TPH LIQ-LIQ
98214	11/12/2021	ERH1898 BLANK	BA46112	11/10/2021 3:43:00 PM	WATER	EPA 8015B-eHL	EPA 8015B TPH LIQ-LIQ
98214	11/12/2021	ERH1901 BLANK	BA46113	11/10/2021 10:25:00 AM	WATER	EPA 8015B-eHL	EPA 8015B TPH LIQ-LIQ

## Abbreviations and Flags


FLAG	DESCRIPTION
#	Recovery or RPD outside control limits
*	Recovery or RPD outside control limits
B	Analyte detected in associated method blank
C1	Reason for correction: wrote incorrect response
C2	Reason for correction: calculated incorrectly
C3	Reason for correction: needs to be rechecked
C4	Reason for correction: data not usable
DO	Diluted out
E	Exceeds linear range
F	Estimated value
G1	Includes a wide range of hydrocarbons which does not match our gasoline standard
G10	Includes a match to hydrocarbon profiles within the range of mineral spirits
G11	Includes a match to hydrocarbon profiles within the range of JP-4
G12	Pattern does not match the gasoline standard; the carbon range for this sample is consistent with JP8
G13	Closely resembles the hydrocarbon profile of aviation gasoline
G14	Analyte concentration may be biased due to carry over
G2	Closely resembles the boiling point hydrocarbon profile consistent with weathered gasoline
G3	Includes higher boiling hydrocarbons
G4	Includes dominant peak(s) not indicative of petroleum hydrocarbons
G5	Is mainly dominant peak(s) not indicative of petroleum hydrocarbons
G6	Contains recognizable contaminant peak(s) which has been removed from quantitation
G7	Is mainly a match to hydrocarbons within the range of gasoline
G8	Closely resembles the boiling point hydrocarbon profile consistent with weathered gasoline
G9	Includes hydrocarbons within the range of kerosene
J	Estimated value
M	Matrix effect
MI1	Manual integration: integration does not follow baseline
MI2	Manual integration: non-target peak interference
MI3	Manual integration: to split a peak that was integrated as one peak by the computer
MI4	Manual integration: to integrate a split peak
MI5	Manual integration: the whole peak or part of the peak was not integrated
MI6	Manual integration: computer integrated wrong peak
MI7	Manual integration: other - explain
MDL	Method detection limit
ND	Not detected
NT	Non-target
Q	Acceptance criteria not met
T1 I	Includes wide range of hydrocarbons not indicative of diesel
T1 M	Is mainly wide range of hydrocarbons not necessarily indicative of diesel
T2 I	Includes lower boiling hydrocarbons, i.e. mineral spirits, kerosene, stoddard solvent, white gas
T2 M	Is mainly lower boiling hydrocarbons, i.e. mineral spirits, kerosene, stoddard solvent, white gas
T3 I	Includes higher boiling hydrocarbons, i.e. asphaltene, waster oil, motor oil, or weathered diesel fuel
T3 M	Is mainly higher boiling hydrocarbons, i.e. asphaltene, waster oil, motor oil, or weathered diesel fuel
T4 I	Includes dominant peak(s) not indicative of hydrocarbons
T4 M	Is mainly dominant peak(s) not indicative of hydrocarbons
T5	Contains recognizable contaminant peak(s) which has been removed from quantitation
T6	Is mainly a match to hydrocarbons within range of diesel fuel
T7	Closely resembles the boiling point hydrocarbon profile consistent with diesel fuel
T8	Includes a match to hydrocarbon profiles within range of diesel and kerosene fuel
T9 I	Includes non-diesel hydrocarbons within boiling point range of diesel fuel
T9 M	Is mainly non-diesel hydrocarbons within boiling point range of diesel fuel.
Y	Percent difference between primary and confirmation column > 40%

**SAMPLE RECORDS MANAGEMENT**  
**CHAIN OF CUSTODY,**  
**ARF, CRF, AND**  
**CLIENT COMMUNICATION**

# APPL - Analysis Request Form

98214





Client: AECOM  
 Address: 1001 Bishop Street, Suite 1600  
Honolulu, HI 96813  
 Attn: Alethea Ramos  
 Phone: 808-954-4536 Fax: 808-523-8950  
 Job: 60571032 CV18F0126 Red Hill Fuel Storage  
 PO #: 18S-22209-HI27 PO# 102604  
 Chain of Custody (Y/N): Y # 53182  
 RAD Screen (Y/N): Y pH (Y/N): Y  
 Turn Around Type: 1 WEEK

Received by: MSA   
 Date Received: 11/12/21 Time: 11:30  
 Delivered by: FEDEX  
 Shuttle Custody Seals (Y/N): Y Time Zone: -10  
 Chest Temp(s): 0.1,-0.9°C  
 Color: VFRG/Receiving  
 Samples Chilled until Placed in Refrig/Freezer: Y  
 Project Manager: Libby Cheesebor  
 QC Report Type: DVP4DOD/EQUIS/HI  
 Due Date: 11/19/21

Comments:

*PM: login and F1s to Margie.Pascua@aecom.com & alethea.ramos@aecom.com*  
*AN: INCLUDE STANDARD PREP SHEETS!!!!!!*  
*AN: 7 day TAT for Form 1s; 21 day TAT for PKG STYLE 1; DOD v5.1; DOD Forms: LOD database*  
*Report MS/MSD/DUPs when AECOM sample used*  
*8270 SIM: 1-methylnaphthalene, 2-methylnaphthalene & naphthalene only.*  
*TPH-D/O both with and w/o SGC, reverse surrog for SGC; analyze SGC; DO NOT Q-DELETE.*  
*FR: email ftp info to Margie, alethea.ramos@aecom.com, Stella, trommelfanger@lab-data.com & jcanlas@la*  
*EDD: AECOM EQUIS EDD 2.5.3 to alethea.ramos@, Margie.Pascua@aecom.com, jecklund@lab-data.com*  
*EDD: AECOMEDD to alethea.ramos@, Margie.Pascua@aecom.com, jecklund@lab-data.com*

<p><u>Sample Distribution:</u>  <b>GC: 4-\$DOC53SGCW5LIQ, 4-\$DOC53W5LIQ, 4-\$SIM53LIQ51, 4-\$RHBLKETBLK</b>  <b>Extractions: 4- LIQ003, 8- LIQ005, 4- LIQ005SGC</b>  <b>VOA: 8-\$86BTOTXDOD5W, 8-\$GASBL, 8-\$GRO86BW</b>  <b>Wetlab: 4-\$TOCW53</b></p>	<p><u>Charges:</u></p>	<p><u>Invoice To:</u>  <b>ACCOUNTS PAYABLE</b>  <b>1001 Bishop Street, Ste 1600</b>  <b>USAPImaging@aecom.com</b>  <b>mary.basano@aecom.com</b></p>
---	------------------------	---

Client ID	APPL ID	Sampled	Analyses Requested
1. ERH1891	LCSD BA46102W 	11/10/21 12:10	\$86BTOTXDOD5W, \$GASBL, \$GRO86BW -- See Comments
2. ERH1892	LCSD BA46103W 	11/10/21 12:15	\$86BTOTXDOD5W, \$DOC53SGCW5LIQ, \$DOC53W5LIQ, \$GASBL, \$GRO86BW, \$SIM53LIQ51, \$TOCW53 -- See Comments
3. ERH1894	LCSD BA46104W 	11/10/21 15:40	\$86BTOTXDOD5W, \$GASBL, \$GRO86BW -- See Comments
4. ERH1895	LCSD BA46105W 	11/10/21 14:05	\$86BTOTXDOD5W, \$DOC53SGCW5LIQ, \$DOC53W5LIQ, \$GASBL, \$GRO86BW, \$SIM53LIQ51, \$TOCW53 -- See Comments



# APPL - Analysis Request Form

**98214**

5.	ERH1897	LCSD	BA46106W 	11/10/21 14:02	\$86BTOTXDOD5W, \$GASBL, \$GRO86BW -- See Comments
6.	ERH1898	LCSD	BA46107W 	11/10/21 15:43	\$86BTOTXDOD5W, \$DOC53SGCW5LIQ, \$DOC53W5LIQ, \$GASBL, \$GRO86BW, \$SIM53LIQ51, \$TOCW53 -- See Comments
7.	ERH1900	LCSD	BA46108W 	11/10/21 10:25	\$86BTOTXDOD5W, \$GASBL, \$GRO86BW -- See Comments
8.	ERH1901	LCSD	BA46109W 	11/10/21 10:25	\$86BTOTXDOD5W, \$DOC53SGCW5LIQ, \$DOC53W5LIQ, \$GASBL, \$GRO86BW, \$SIM53LIQ51, \$TOCW53 -- See Comments
9.	ERH1892 BLANK	LCSD	BA46110W 	11/10/21 12:15	\$RHBLKETBLK -- See Comments
10.	ERH1895 BLANK	LCSD	BA46111W 	11/10/21 14:05	\$RHBLKETBLK -- See Comments
11.	ERH1898 BLANK	LCSD	BA46112W 	11/10/21 15:43	\$RHBLKETBLK -- See Comments
12.	ERH1901 BLANK	LCSD	BA46113W 	11/10/21 10:25	\$RHBLKETBLK -- See Comments

9 of 500

# APPL Sample Receipt Form

ARF# 98214

Sample	Container Type	Count	p
<b>BA46102</b>	<sup>13</sup> VOAs - HCL	4	NA
<b>BA46103</b>	<sup>13</sup> VOAs - HCL	4	NA
	<sup>17</sup> Amber Liter	2	NA
	<sup>32</sup> Clear VOA - H2SO4	2	NA
	<sup>39</sup> Amber Liter, HCL prsvd	1	1.3
	<sup>39</sup> Amber Liter, HCL prsvd	1	1.6
<b>BA46104</b>	<sup>13</sup> VOAs - HCL	4	NA
<b>BA46105</b>	<sup>13</sup> VOAs - HCL	4	NA
	<sup>17</sup> Amber Liter	2	NA
	<sup>32</sup> Clear VOA - H2SO4	2	NA
	<sup>39</sup> Amber Liter, HCL prsvd	2	1.6
<b>BA46106</b>	<sup>13</sup> VOAs - HCL	4	NA
<b>BA46107</b>	<sup>13</sup> VOAs - HCL	4	NA
	<sup>17</sup> Amber Liter	2	NA
	<sup>32</sup> Clear VOA - H2SO4	2	NA
	<sup>39</sup> Amber Liter, HCL prsvd	2	1.6
<b>BA46108</b>	<sup>13</sup> VOAs - HCL	4	NA
<b>BA46109</b>	<sup>13</sup> VOAs - HCL	4	NA
	<sup>17</sup> Amber Liter	2	NA
	<sup>32</sup> Clear VOA - H2SO4	2	NA
	<sup>39</sup> Amber Liter, HCL prsvd	1	1.3
	<sup>39</sup> Amber Liter, HCL prsvd	1	1.6
<b>BA46110</b>	<sup>39</sup> Amber Liter, HCL prsvd	1	NA
<b>BA46111</b>	<sup>39</sup> Amber Liter, HCL prsvd	1	NA
<b>BA46112</b>	<sup>39</sup> Amber Liter, HCL prsvd	1	NA
<b>BA46113</b>	<sup>39</sup> Amber Liter, HCL prsvd	1	NA

Sample    Container Type    Count    p



APPL, Inc.  
908 N Temperance Ave  
Clovis, CA 93611  
www.applinc.com

Phone: (559) 275-2175  
Fax: (559) 275-4422  
coc@applinc.com

CHAIN OF CUSTODY RECORD  
98214  
1/2

PLEASE PRINT

Report to: \_\_\_\_\_  
Company Name: AECOM Phone: (808) 521-3051  
Address: 1001 Bishop St, Suite 1600, Honolulu, HI 96813 Fax: CV-18761261  
60571032  
Attn: Alethea Ramos  
Email: Alethea.Ramos@AECOM.com

PLEASE PRINT

Invoice to: \_\_\_\_\_  
Company Name: \_\_\_\_\_ Phone: \_\_\_\_\_  
Address: \_\_\_\_\_ Accounts Payable  
Email: USAPImaging@aecom.com Fax: \_\_\_\_\_  
Attn: \_\_\_\_\_  
Email: \_\_\_\_\_

Analysis Requested/Method Number

Project Name/Number	Sampler (Print)	Location	Date Collected	Time Collected	Time Zone	No. of Containers			Matrix			Analysis Requested/Method Number			Date Shipped:
						Aq	Soil	Soil	Aq	Soil	Soil	Aq	Soil	Soil	
60571032.02.2001	GM, CF														
102604	Aw for GM, CF														
ERH1891	Trip Blank		11/17/12	12:10	HST	4	X								
ERH1892	RHMW01			12:15		10	X								
ERH1894	Trip Blank			15:40		4	X								
ERH1895	RHMW02			14:05		10	X								
ERH1897	Trip Blank			14:02		0	X								
ERH1898	RHMW03			15:43		0	X								
ERH1900	Trip Blank			10:25		0	X								
ERH1901	RHMW05			10:25		0	X								

Carrier: Fed Ex  
Waybill No.: \_\_\_\_\_  
Comments: Note: Log NOI in separate SBG from other COC's  
TPH-d<sub>6</sub> and PAH's need liquid-liquid extraction;  
\* Napthalene  
1-methylnaphthalene  
2-methylnaphthalene

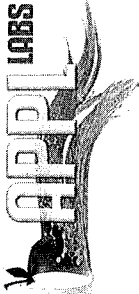
Sample Disposal:  
 Return to client  Disposal by Lab (30-day retention)  
Received by: \_\_\_\_\_ Date: \_\_\_\_\_  
Relinquished by: \_\_\_\_\_ Date: \_\_\_\_\_

Turnaround Requested: Check one  
 Standard 2-3 wk  One week  3 days  24/48 Hrs.  Other: \_\_\_\_\_

Relinquished by sampler: \_\_\_\_\_ Date: \_\_\_\_\_ Time: \_\_\_\_\_  
Received by: \_\_\_\_\_ Date: \_\_\_\_\_ Time: \_\_\_\_\_

Relinquished by: Alexander Edwards Date: 11/17/12 Time: 15:00  
Received at lab by: Melody Hester Date: 11-12-21 Time: 11:30

White: Return to client with report  
Yellow: Laboratory Copy  
See reverse side for Container Preservative and Sampling Information



APPL, Inc.  
908 N Temperance Ave  
Clovis, CA 93611  
www.applinc.com

Phone: (559) 275-2175  
Fax: (559) 275-4422  
coc@applinc.com

CHAIN OF CUSTODY RECORD

2/2

C.O.C. 52777 NOI

Invoice to: PLEASE PRINT

Company Name:

Company Name: AECOM

Phone:

Address: 1001 Bishop St, Suite

Address:

Phone: (808) 521-3051

Fax:

Attn: Alethea Ramos

Accounts Payable

Email: USAPImaging@aecom.com

Email: Alethea.Ramos@aecom.com

Project Name/Number	Sampler (Print)	Location	Date Collected	Time Collected	Time Zone	Matrix			Analysis Requested/Method Number	Date Shipped:
						Aq	Sed	Soil		
60571032022001	GM, CF									
102604	AW for GM, CF									
ERH1891	Trip Blank		11/12	12:10	AST	X			TPH-% 805 TPH-% 1565 PAH 567-15 8270515 70699060	Note: Log NOI in separate SPG
ERH1892	RHMW01R			12:15		X	X	X		from other GOC's
ERH1894	Trip Blank			15:30		X				
ERH1895	RHMW02			17:05		X	X	X		TPH-% and PAH's
ERH1897	Trip Blank			17:02		X	X	X		used liquid-liquid
ERH1898	RHMW03			15:33		X	X	X		extraction;
ERH1900	Trip Blank			10:25		X	X	X		* Naphthalene
ERH1901	RHMW05			10:25		X	X	X		1-methyl naphthalene
										2-methyl naphthalene

Shuttle Temperature:  Standard 2-3 wk  Check one  3 days  24/48 Hrs.  Other: \_\_\_\_\_

Sample Disposal:  Return to client  Disposal by Lab (30-day retention)

Relinquished by sampler:	Date	Time	Received by:	Date	Time
Relinquished by: ALEXONDER EDWARDS	11/12	15:00	Received by: Melody Horton	11-12-21	1130

White: Return to client with report  
Yellow: Laboratory Copy  
See reverse side for Container Preservative and Sampling Information

COOLER RECEIPT FORM

ARF: 98214

- 1) Project: 60571032 CV18F0126 Red Hill Fuel Storage Date Received: 11/12/2021
- 2) Coolers: Number of Coolers: 2
- 3) YES Were custody seals present and intact?  
How many? 4 Name/Date on seal? SEE BELOW
- 4) YES Was there a shipping slip? Carrier name: FEDEX
- 5) Type of packing in cooler:  bubble wrap  popcorn  foam  plastic bags  other  
 wet ice  dry ice  no ice  gel ice
- 6) YES Were cooler temperatures acceptable?
- 7) Serial number of calibrated thermometer used: R3 CF: -1.9°C
- 8) Cooler temp(s): In °C. Thermometer Temp / Corrected Temp  
1: 2.0/0.1° 2: 1.0/-0.9° 3: \_\_\_\_\_ 4: \_\_\_\_\_ 5: \_\_\_\_\_ 6: \_\_\_\_\_  
7: \_\_\_\_\_ 8: \_\_\_\_\_ 9: \_\_\_\_\_ 10: \_\_\_\_\_ 11: \_\_\_\_\_ 12: \_\_\_\_\_

Chain of custody:

- 9) YES Was a chain of custody received?
- 10) YES Were the custody papers complete/signed in the appropriate places?

Sample Labels:

- 11) YES Were all sample labels complete (sample ID, date/time of sampling, etc.)?
- 12) YES Did all container labels agree with custody papers?

Sample Containers:


- 13) YES Were all containers sealed in separate bags?
- 14) YES Did all containers arrive in good condition:(unbroken, no leakage, no cracked/broken lids)?
- 15) YES Were correct containers and preservatives used for the tests indicated?
- 16) YES Was a sufficient amount of sample sent for tests indicated?
- 17) Yes ~~NO~~ Were bubbles present in volatile samples?  
If yes, the following were received with air bubbles:

Larger than a pea: BA46107 W05-06  
Smaller than a pea: \_\_\_\_\_

Preservation Hold time:

- 18) YES Was a sufficient amount of holding time remaining to analyze the samples?
- 19) YES Was the pH taken of all non-VOA preserved samples and written on the sample container?
- 20) YES Was the pH of acid preserved non-VOA samples < 2?
- 21) NA Was the pH of the "basic" preserved samples for Cyanide > 12, Sulfide >9, Hexchrom >9?
- 22) NO Were unpreserved VOA Vials received for VOA Dept analysis?
- 23) NA If "yes", are the unpreserved VOA vials noted in the ADD TEST FIELD on the ARF?  
pH strip lot number: HC029115  
Lab notified if pH was not adequate: \_\_\_\_\_

Notes/Deficiencies:



Personnel receiving samples: MH Second reviewer: MS  
 Personnel labeling samples: MH  
 Project manager notified: MS Date/Time of notification 11/12/2021  
 Name of client notified: \_\_\_\_\_ Date/Time of notification \_\_\_\_\_

## **SAMPLE RESULTS**

## EPA 8015B TPH WATER L-L SGC

AECOM  
1001 Bishop Street, Suite 1600  
Honolulu, HI 96813

APPL Inc.  
908 North Temperance Avenue  
Clovis, CA 93611

Attn: Alethea Ramos

Project: 60571032 CV18F0126 Red Hill Fuel Storage

ARF: 98214

**Sample ID: ERH1892**

**APPL ID: BA46103**

Sample Collection Date: 11/10/21

QCG: #DOC53-211116A1-270744

Method	Analyte	Result	LOQ	LOD	DL	Units	Extraction Date	Analysis Date
EPA 8015B-e	DIESEL (C10-C24)	300.0 U	320	300.0	150.0	ug/L	11/16/21	11/19/21
EPA 8015B-e	OIL (C24-C40)	160 B J	320	300.0	150.0	ug/L	11/16/21	11/19/21
EPA 8015B-e	SURROGATE: (R) DECANOIC ACID (S)	0.0	0-1			%	11/16/21	11/19/21
EPA 8015B-e	SURROGATE: OCTACOSANE (S)	105	60-142			%	11/16/21	11/19/21
EPA 8015B-e	SURROGATE: ORTHO-TERPHENYL (S)	84.1	56-125			%	11/16/21	11/19/21

J = Estimated value.

B = The analyte was found in a method blank, as well as in the sample.

Quant Method: DEC0911.M
Run #: 1117099
Instrument: Apollo
Sequence: 211117
Dilution Factor: 1
Initials: KAB

Printed: 11/30/2021 10:34:04 AM  
APPL-F1-SC-NoMC-REG MDLs-DOD

## EPA 8015B TPH LIQ-LIQ

AECOM  
1001 Bishop Street, Suite 1600  
Honolulu, HI 96813

Attn: Alethea Ramos

Project: 60571032 CV18F0126 Red Hill Fuel Storage

**Sample ID: ERH1892**

Sample Collection Date: 11/10/21

APPL Inc.  
908 North Temperance Avenue  
Clovis, CA 93611

ARF: 98214

**APPL ID: BA46103**

QCG: #DOC53-211116A-270742

Method	Analyte	Result	LOQ	LOD	DL	Units	Extraction Date	Analysis Date
EPA 8015B-e	DIESEL (C10-C24)	430	320	300.0	150.0	ug/L	11/16/21	11/19/21
EPA 8015B-e	OIL (C24-C40)	150 B J	320	300.0	150.0	ug/L	11/16/21	11/19/21
EPA 8015B-e	SURROGATE: OCTACOSANE (S)	97.2	60-142			%	11/16/21	11/19/21
EPA 8015B-e	SURROGATE: ORTHO-TERPHENYL (S)	77.5	56-125			%	11/16/21	11/19/21

J = Estimated value.

B = The analyte was found in a method blank, as well as in the sample.

Quant Method: DOC1028.M
Run #: 1117085
Instrument: Apollo
Sequence: 211117
Dilution Factor: 1
Initials: KAB

Printed: 11/30/2021 10:34:04 AM  
APPL-F1-SC-NoMC-REG MDLs-DOD



# EPA 8015B TPH WATER L-L SGC

AECOM  
1001 Bishop Street, Suite 1600  
Honolulu, HI 96813

APPL Inc.  
908 North Temperance Avenue  
Clovis, CA 93611

Attn: Alethea Ramos

Project: 60571032 CV18F0126 Red Hill Fuel Storage

ARF: 98214

**Sample ID: ERH1895**

**APPL ID: BA46105**

Sample Collection Date: 11/10/21

QCG: #DOC53-211116A1-270744

Method	Analyte	Result	LOQ	LOD	DL	Units	Extraction Date	Analysis Date
EPA 8015B-e	DIESEL (C10-C24)	620	320	300.0	150.0	ug/L	11/16/21	11/19/21
EPA 8015B-e	OIL (C24-C40)	300.0 U	320	300.0	150.0	ug/L	11/16/21	11/19/21
EPA 8015B-e	SURROGATE: (R) DECANOIC ACID (S)	0.0	0-1			%	11/16/21	11/19/21
EPA 8015B-e	SURROGATE: OCTACOSANE (S)	96.1	60-142			%	11/16/21	11/19/21
EPA 8015B-e	SURROGATE: ORTHO-TERPHENYL (S)	75.7	56-125			%	11/16/21	11/19/21

Quant Method: DEC0911.M
Run #: 1117100
Instrument: Apollo
Sequence: 211117
Dilution Factor: 1
Initials: KAB

Printed: 11/30/2021 10:34:04 AM  
APPL-F1-SC-NoMC-REG MDLs-DOD

## EPA 8015B TPH LIQ-LIQ

AECOM  
1001 Bishop Street, Suite 1600  
Honolulu, HI 96813

Attn: Alethea Ramos

Project: 60571032 CV18F0126 Red Hill Fuel Storage

**Sample ID: ERH1895**

Sample Collection Date: 11/10/21

APPL Inc.  
908 North Temperance Avenue  
Clovis, CA 93611

ARF: 98214

**APPL ID: BA46105**

QCG: #DOC53-211116A-270742

Method	Analyte	Result	LOQ	LOD	DL	Units	Extraction Date	Analysis Date
EPA 8015B-e	DIESEL (C10-C24)	2500	320	300.0	150.0	ug/L	11/16/21	11/19/21
EPA 8015B-e	OIL (C24-C40)	250 B J	320	300.0	150.0	ug/L	11/16/21	11/19/21
EPA 8015B-e	SURROGATE: OCTACOSANE (S)	97.4	60-142			%	11/16/21	11/19/21
EPA 8015B-e	SURROGATE: ORTHO-TERPHENYL (S)	79.9	56-125			%	11/16/21	11/19/21

J = Estimated value.

B = The analyte was found in a method blank, as well as in the sample.

Quant Method: DOC1028.M
Run #: 1117086
Instrument: Apollo
Sequence: 211117
Dilution Factor: 1
Initials: KAB

Printed: 11/30/2021 10:34:04 AM  
APPL-F1-SC-NoMC-REG MDLs-DOD

## EPA 8015B TPH WATER L-L SGC

AECOM  
1001 Bishop Street, Suite 1600  
Honolulu, HI 96813

APPL Inc.  
908 North Temperance Avenue  
Clovis, CA 93611

Attn: Alethea Ramos

Project: 60571032 CV18F0126 Red Hill Fuel Storage

ARF: 98214

**Sample ID: ERH1898**

**APPL ID: BA46107**

Sample Collection Date: 11/10/21

QCG: #DOC53-211116A1-270744

Method	Analyte	Result	LOQ	LOD	DL	Units	Extraction Date	Analysis Date
EPA 8015B-e	DIESEL (C10-C24)	300.0 U	320	300.0	150.0	ug/L	11/16/21	11/19/21
EPA 8015B-e	OIL (C24-C40)	190 B J	320	300.0	150.0	ug/L	11/16/21	11/19/21
EPA 8015B-e	SURROGATE: (R) DECANOIC ACID (S)	0.0	0-1			%	11/16/21	11/19/21
EPA 8015B-e	SURROGATE: OCTACOSANE (S)	74.4	60-142			%	11/16/21	11/19/21
EPA 8015B-e	SURROGATE: ORTHO-TERPHENYL (S)	57.7	56-125			%	11/16/21	11/19/21

J = Estimated value.

B = The analyte was found in a method blank, as well as in the sample.

Quant Method: DEC0911.M
Run #: 1117101
Instrument: Apollo
Sequence: 211117
Dilution Factor: 1
Initials: KAB

Printed: 11/30/2021 10:34:04 AM  
APPL-F1-SC-NoMC-REG MDLs-DOD

## EPA 8015B TPH LIQ-LIQ

AECOM  
1001 Bishop Street, Suite 1600  
Honolulu, HI 96813

Attn: Alethea Ramos

Project: 60571032 CV18F0126 Red Hill Fuel Storage

**Sample ID: ERH1898**

Sample Collection Date: 11/10/21

APPL Inc.  
908 North Temperance Avenue  
Clovis, CA 93611

ARF: 98214

**APPL ID: BA46107**

QCG: #DOC53-211116A-270742

Method	Analyte	Result	LOQ	LOD	DL	Units	Extraction Date	Analysis Date
EPA 8015B-e	DIESEL (C10-C24)	220 J	320	300.0	150.0	ug/L	11/16/21	11/19/21
EPA 8015B-e	OIL (C24-C40)	270 B J	320	300.0	150.0	ug/L	11/16/21	11/19/21
EPA 8015B-e	SURROGATE: OCTACOSANE (S)	85.3	60-142			%	11/16/21	11/19/21
EPA 8015B-e	SURROGATE: ORTHO-TERPHENYL (S)	65.7	56-125			%	11/16/21	11/19/21

J = Estimated value.

B = The analyte was found in a method blank, as well as in the sample.

Quant Method: DOC1028.M
Run #: 1117087
Instrument: Apollo
Sequence: 211117
Dilution Factor: 1
Initials: KAB

Printed: 11/30/2021 10:34:04 AM  
APPL-F1-SC-NoMC-REG MDLs-DOD

## EPA 8015B TPH WATER L-L SGC

AECOM  
1001 Bishop Street, Suite 1600  
Honolulu, HI 96813

APPL Inc.  
908 North Temperance Avenue  
Clovis, CA 93611

Attn: Alethea Ramos

Project: 60571032 CV18F0126 Red Hill Fuel Storage

ARF: 98214

**Sample ID: ERH1901**

**APPL ID: BA46109**

Sample Collection Date: 11/10/21

QCG: #DOC53-211116A1-270744

Method	Analyte	Result	LOQ	LOD	DL	Units	Extraction Date	Analysis Date
EPA 8015B-e	DIESEL (C10-C24)	300.0 U	320	300.0	150.0	ug/L	11/16/21	11/19/21
EPA 8015B-e	OIL (C24-C40)	170 B J	320	300.0	150.0	ug/L	11/16/21	11/19/21
EPA 8015B-e	SURROGATE: (R) DECANOIC ACID (S)	0.0	0-1			%	11/16/21	11/19/21
EPA 8015B-e	SURROGATE: OCTACOSANE (S)	90.9	60-142			%	11/16/21	11/19/21
EPA 8015B-e	SURROGATE: ORTHO-TERPHENYL (S)	72.0	56-125			%	11/16/21	11/19/21

J = Estimated value.

B = The analyte was found in a method blank, as well as in the sample.

Quant Method: DEC0911.M
Run #: 1117102
Instrument: Apollo
Sequence: 211117
Dilution Factor: 1
Initials: KAB

Printed: 11/30/2021 10:34:04 AM  
APPL-F1-SC-NoMC-REG MDLs-DOD

## EPA 8015B TPH LIQ-LIQ

AECOM  
1001 Bishop Street, Suite 1600  
Honolulu, HI 96813

Attn: Alethea Ramos

Project: 60571032 CV18F0126 Red Hill Fuel Storage

**Sample ID: ERH1901**

Sample Collection Date: 11/10/21

APPL Inc.  
908 North Temperance Avenue  
Clovis, CA 93611

ARF: 98214

**APPL ID: BA46109**

QCG: #DOC53-211116A-270742

Method	Analyte	Result	LOQ	LOD	DL	Units	Extraction Date	Analysis Date
EPA 8015B-e	DIESEL (C10-C24)	300.0 U	320	300.0	150.0	ug/L	11/16/21	11/19/21
EPA 8015B-e	OIL (C24-C40)	300 B J	320	300.0	150.0	ug/L	11/16/21	11/19/21
EPA 8015B-e	SURROGATE: OCTACOSANE (S)	95.6	60-142			%	11/16/21	11/19/21
EPA 8015B-e	SURROGATE: ORTHO-TERPHENYL (S)	76.2	56-125			%	11/16/21	11/19/21

J = Estimated value.

B = The analyte was found in a method blank, as well as in the sample.

Quant Method: DOC1028.M
Run #: 1117088
Instrument: Apollo
Sequence: 211117
Dilution Factor: 1
Initials: KAB

Printed: 11/30/2021 10:34:04 AM  
APPL-F1-SC-NoMC-REG MDLs-DOD

## EPA 8015B TPH LIQ-LIQ

AECOM  
1001 Bishop Street, Suite 1600  
Honolulu, HI 96813

Attn: Alethea Ramos

Project: 60571032 CV18F0126 Red Hill Fuel Storage

**Sample ID: ERH1892 BLANK**

Sample Collection Date: 11/10/21

APPL Inc.  
908 North Temperance Avenue  
Clovis, CA 93611

ARF: 98214

**APPL ID: BA46110**

QCG: #RHBLK-211115A-270717

Method	Analyte	Result	LOQ	LOD	DL	Units	Extraction Date	Analysis Date
EPA 8015B-e	DIESEL (C10-C24)	300.0 U	320	300.0	150.0	ug/L	11/15/21	11/18/21
EPA 8015B-e	OIL (C24-C40)	300.0 U	320	300.0	150.0	ug/L	11/15/21	11/18/21
EPA 8015B-e	SURROGATE: OCTACOSANE (S)	91.1	60-142			%	11/15/21	11/18/21
EPA 8015B-e	SURROGATE: ORTHO-TERPHENYL (S)	73.2	56-125			%	11/15/21	11/18/21

Quant Method: DOC1028.M
Run #: 1117033
Instrument: Apollo
Sequence: 211117
Dilution Factor: 1
Initials: KAB

Printed: 11/30/2021 10:34:04 AM  
APPL-F1-SC-NoMC-REG MDLs-DOD

# EPA 8015B TPH LIQ-LIQ

AECOM  
1001 Bishop Street, Suite 1600  
Honolulu, HI 96813

Attn: Alethea Ramos

Project: 60571032 CV18F0126 Red Hill Fuel Storage

**Sample ID: ERH1895 BLANK**

Sample Collection Date: 11/10/21

APPL Inc.  
908 North Temperance Avenue  
Clovis, CA 93611

ARF: 98214

**APPL ID: BA46111**

QCG: #RHBLK-211115A-270717

Method	Analyte	Result	LOQ	LOD	DL	Units	Extraction Date	Analysis Date
EPA 8015B-e	DIESEL (C10-C24)	300.0 U	320	300.0	150.0	ug/L	11/15/21	11/18/21
EPA 8015B-e	OIL (C24-C40)	300.0 U	320	300.0	150.0	ug/L	11/15/21	11/18/21
EPA 8015B-e	SURROGATE: OCTACOSANE (S)	89.5	60-142			%	11/15/21	11/18/21
EPA 8015B-e	SURROGATE: ORTHO-TERPHENYL (S)	72.2	56-125			%	11/15/21	11/18/21

Quant Method: DOC1028.M  
Run #: 1117034  
Instrument: Apollo  
Sequence: 211117  
Dilution Factor: 1  
Initials: KAB

Printed: 11/30/2021 10:34:04 AM  
APPL-F1-SC-NoMC-REG MDLs-DOD



# EPA 8015B TPH LIQ-LIQ

AECOM  
1001 Bishop Street, Suite 1600  
Honolulu, HI 96813

Attn: Alethea Ramos

Project: 60571032 CV18F0126 Red Hill Fuel Storage

**Sample ID: ERH1898 BLANK**

Sample Collection Date: 11/10/21

APPL Inc.  
908 North Temperance Avenue  
Clovis, CA 93611

ARF: 98214

**APPL ID: BA46112**

QCG: #RHBLK-211115A-270717

Method	Analyte	Result	LOQ	LOD	DL	Units	Extraction Date	Analysis Date
EPA 8015B-e	DIESEL (C10-C24)	300.0 U	320	300.0	150.0	ug/L	11/15/21	11/18/21
EPA 8015B-e	OIL (C24-C40)	300.0 U	320	300.0	150.0	ug/L	11/15/21	11/18/21
EPA 8015B-e	SURROGATE: OCTACOSANE (S)	78.1	60-142			%	11/15/21	11/18/21
EPA 8015B-e	SURROGATE: ORTHO-TERPHENYL (S)	63.0	56-125			%	11/15/21	11/18/21

Quant Method: DOC1028.M  
Run #: 1117035  
Instrument: Apollo  
Sequence: 211117  
Dilution Factor: 1  
Initials: KAB

Printed: 11/30/2021 10:34:04 AM  
APPL-F1-SC-NoMC-REG MDLs-DOD

# EPA 8015B TPH LIQ-LIQ

AECOM  
1001 Bishop Street, Suite 1600  
Honolulu, HI 96813

Attn: Alethea Ramos

Project: 60571032 CV18F0126 Red Hill Fuel Storage

**Sample ID: ERH1901 BLANK**

Sample Collection Date: 11/10/21

APPL Inc.  
908 North Temperance Avenue  
Clovis, CA 93611

ARF: 98214

**APPL ID: BA46113**

QCG: #RHBLK-211115A-270717

Method	Analyte	Result	LOQ	LOD	DL	Units	Extraction Date	Analysis Date
EPA 8015B-e	DIESEL (C10-C24)	300.0 U	320	300.0	150.0	ug/L	11/15/21	11/18/21
EPA 8015B-e	OIL (C24-C40)	300.0 U	320	300.0	150.0	ug/L	11/15/21	11/18/21
EPA 8015B-e	SURROGATE: OCTACOSANE (S)	87.4	60-142			%	11/15/21	11/18/21
EPA 8015B-e	SURROGATE: ORTHO-TERPHENYL (S)	70.2	56-125			%	11/15/21	11/18/21

Quant Method: DOC1028.M  
Run #: 1117036  
Instrument: Apollo  
Sequence: 211117  
Dilution Factor: 1  
Initials: KAB

Printed: 11/30/2021 10:34:04 AM  
APPL-F1-SC-NoMC-REG MDLs-DOD

# EPA 8270D SIM LIQ-LIQ

AECOM  
1001 Bishop Street, Suite 1600  
Honolulu, HI 96813

APPL Inc.  
908 North Temperance Avenue  
Clovis, CA 93611

Attn: Alethea Ramos

Project: 60571032 CV18F0126 Red Hill Fuel Storage

ARF: 98214

**Sample ID: ERH1892**

**APPL ID: BA46103**

Sample Collection Date: 11/10/21

QCG: #SIM53-211115AK-271047

Method	Analyte	Result	LOQ	LOD	DL	Units	Extraction Date	Analysis Date
8270D-SIM	1-METHYLNAPHTHALENE	0.10 J	0.2	0.10	0.04	ug/L	11/15/21	11/18/21
8270D-SIM	2-METHYLNAPHTHALENE	0.10 U	0.2	0.10	0.04	ug/L	11/15/21	11/18/21
8270D-SIM	NAPHTHALENE	0.10 U	0.2	0.10	0.04	ug/L	11/15/21	11/18/21
8270D-SIM	SURROGATE: 2-METHYLNAPHTHALEN	87.9	39-114			%	11/15/21	11/18/21
8270D-SIM	SURROGATE: FLUORANTHENE-D10 (S	73.7	58-120			%	11/15/21	11/18/21

J = Estimated value.

Quant Method: K1019.M Run #: 1019K443 Instrument: KYLO Sequence: 211019 Dilution Factor: 1 Initials: LSI
---

Printed: 11/30/2021 3:29:21 PM  
APPL-F1-SC-NoMC-REG MDLs-DOD

## EPA 8270D SIM LIQ-LIQ

AECOM  
1001 Bishop Street, Suite 1600  
Honolulu, HI 96813

Attn: Alethea Ramos

Project: 60571032 CV18F0126 Red Hill Fuel Storage

**Sample ID: ERH1895**

Sample Collection Date: 11/10/21

APPL Inc.  
908 North Temperance Avenue  
Clovis, CA 93611

ARF: 98214

**APPL ID: BA46105**

QCG: #SIM53-211115AK-271047

Method	Analyte	Result	LOQ	LOD	DL	Units	Extraction Date	Analysis Date
8270D-SIM	1-METHYLNAPHTHALENE	31	0.2	0.10	0.04	ug/L	11/15/21	11/18/21
8270D-SIM	2-METHYLNAPHTHALENE	30	0.2	0.10	0.04	ug/L	11/15/21	11/18/21
8270D-SIM	NAPHTHALENE	63	0.2	0.10	0.04	ug/L	11/15/21	11/18/21
8270D-SIM	SURROGATE: 2-METHYLNAPHTHALEN	81.9	39-114			%	11/15/21	11/18/21
8270D-SIM	SURROGATE: FLUORANTHENE-D10 (S	54.8 #	58-120			%	11/15/21	11/18/21

# = Recovery (or RPD) is outside QC limits.

Quant Method: K1019.M
Run #: 1019K444
Instrument: KYLO
Sequence: 211019
Dilution Factor: 1
Initials: LSI

Printed: 11/30/2021 3:29:21 PM  
APPL-F1-SC-NoMC-REG MDLs-DOD

# EPA 8270D SIM LIQ-LIQ

AECOM  
1001 Bishop Street, Suite 1600  
Honolulu, HI 96813

Attn: Alethea Ramos

Project: 60571032 CV18F0126 Red Hill Fuel Storage

**Sample ID: ERH1898**

Sample Collection Date: 11/10/21

APPL Inc.  
908 North Temperance Avenue  
Clovis, CA 93611

ARF: 98214

**APPL ID: BA46107**

QCG: #SIM53-211115AK-271047

Method	Analyte	Result	LOQ	LOD	DL	Units	Extraction Date	Analysis Date
8270D-SIM	1-METHYLNAPHTHALENE	0.10 U	0.2	0.10	0.04	ug/L	11/15/21	11/18/21
8270D-SIM	2-METHYLNAPHTHALENE	0.10 U	0.2	0.10	0.04	ug/L	11/15/21	11/18/21
8270D-SIM	NAPHTHALENE	0.10 U	0.2	0.10	0.04	ug/L	11/15/21	11/18/21
8270D-SIM	SURROGATE: 2-METHYLNAPHTHALEN	90.8	39-114			%	11/15/21	11/18/21
8270D-SIM	SURROGATE: FLUORANTHENE-D10 (S	69.5	58-120			%	11/15/21	11/18/21

Quant Method: K1019.M
Run #: 1019K445
Instrument: KYLO
Sequence: 211019
Dilution Factor: 1
Initials: LSI

Printed: 11/30/2021 3:29:21 PM  
APPL-F1-SC-NoMC-REG MDLs-DOD

# EPA 8270D SIM LIQ-LIQ

AECOM  
1001 Bishop Street, Suite 1600  
Honolulu, HI 96813

APPL Inc.  
908 North Temperance Avenue  
Clovis, CA 93611

Attn: Alethea Ramos

Project: 60571032 CV18F0126 Red Hill Fuel Storage

ARF: 98214

**Sample ID: ERH1901**

**APPL ID: BA46109**

Sample Collection Date: 11/10/21

QCG: #SIM53-211115AK-271047

Method	Analyte	Result	LOQ	LOD	DL	Units	Extraction Date	Analysis Date
8270D-SIM	1-METHYLNAPHTHALENE	0.10 U	0.2	0.10	0.04	ug/L	11/15/21	11/18/21
8270D-SIM	2-METHYLNAPHTHALENE	0.10 U	0.2	0.10	0.04	ug/L	11/15/21	11/18/21
8270D-SIM	NAPHTHALENE	0.10 U	0.2	0.10	0.04	ug/L	11/15/21	11/18/21
8270D-SIM	SURROGATE: 2-METHYLNAPHTHALEN	84.6	39-114			%	11/15/21	11/18/21
8270D-SIM	SURROGATE: FLUORANTHENE-D10 (S	83.8	58-120			%	11/15/21	11/18/21

Quant Method: K1019.M
Run #: 1019K447
Instrument: KYLO
Sequence: 211019
Dilution Factor: 1
Initials: LSI

Printed: 11/30/2021 3:29:21 PM  
APPL-F1-SC-NoMC-REG MDLs-DOD

# EPA 8260B BTEX WATER

AECOM  
1001 Bishop Street, Suite 1600  
Honolulu, HI 96813

Attn: Alethea Ramos  
Project: 60571032 CV18F0126 Red Hill Fuel Storage

**Sample ID: ERH1891**

Sample Collection Date: 11/10/21

APPL Inc.  
908 North Temperance Avenue  
Clovis, CA 93611

ARF: 98214

**APPL ID: BA46102**

QCG: #86BTO-AM211115-270528

Method	Analyte	Result	LOQ	LOD	DL	Units	Extraction Date	Analysis Date
EPA 8260B	BENZENE	0.30 U	1.0	0.30	0.15	ug/L	11/15/21	11/15/21
EPA 8260B	ETHYLBENZENE	0.50 U	1.0	0.50	0.23	ug/L	11/15/21	11/15/21
EPA 8260B	TOLUENE	0.30 U	1.0	0.30	0.15	ug/L	11/15/21	11/15/21
EPA 8260B	XYLENES (TOTAL)	0.30 U	2.0	0.30	0.15	ug/L	11/15/21	11/15/21
EPA 8260B	SURROGATE: 1,2-DICHLOROETHANE-	102	81-118			%	11/15/21	11/15/21
EPA 8260B	SURROGATE: 4-BROMOFLUOROBENZ	101	85-114			%	11/15/21	11/15/21
EPA 8260B	SURROGATE: DIBROMOFLUOROMETH	103	80-119			%	11/15/21	11/15/21
EPA 8260B	SURROGATE: TOLUENE-D8 (S)	97.5	89-112			%	11/15/21	11/15/21

Quant Method: M1111W.M  
Run #: 1115M15  
Instrument: Max  
Sequence: 211111  
Dilution Factor: 1  
Initials: PAN

Printed: 11/22/2021 2:15:50 PM  
APPL-F1-SC-NoMC-REG MDLs-DOD

## EPA 8260B BTEX WATER

AECOM  
1001 Bishop Street, Suite 1600  
Honolulu, HI 96813

APPL Inc.  
908 North Temperance Avenue  
Clovis, CA 93611

Attn: Alethea Ramos

Project: 60571032 CV18F0126 Red Hill Fuel Storage

**Sample ID: ERH1892**

Sample Collection Date: 11/10/21

ARF: 98214

**APPL ID: BA46103**

QCG: #86BTO-AM211115-270528

Method	Analyte	Result	LOQ	LOD	DL	Units	Extraction Date	Analysis Date
EPA 8260B	BENZENE	0.30 U	1.0	0.30	0.15	ug/L	11/15/21	11/15/21
EPA 8260B	ETHYLBENZENE	0.50 U	1.0	0.50	0.23	ug/L	11/15/21	11/15/21
EPA 8260B	TOLUENE	0.30 U	1.0	0.30	0.15	ug/L	11/15/21	11/15/21
EPA 8260B	XYLENES (TOTAL)	0.30 U	2.0	0.30	0.15	ug/L	11/15/21	11/15/21
EPA 8260B	SURROGATE: 1,2-DICHLOROETHANE-	102	81-118			%	11/15/21	11/15/21
EPA 8260B	SURROGATE: 4-BROMOFLUOROBENZ	98.7	85-114			%	11/15/21	11/15/21
EPA 8260B	SURROGATE: DIBROMOFLUOROMETH	104	80-119			%	11/15/21	11/15/21
EPA 8260B	SURROGATE: TOLUENE-D8 (S)	98.7	89-112			%	11/15/21	11/15/21

Quant Method: M1111W.M  
Run #: 1115M16  
Instrument: Max  
Sequence: 211111  
Dilution Factor: 1  
Initials: PAN

Printed: 11/22/2021 2:15:50 PM  
APPL-F1-SC-NoMC-REG MDLs-DOD



# EPA 8260B BTEX WATER

AECOM  
1001 Bishop Street, Suite 1600  
Honolulu, HI 96813

Attn: Alethea Ramos  
Project: 60571032 CV18F0126 Red Hill Fuel Storage

**Sample ID: ERH1894**

Sample Collection Date: 11/10/21

APPL Inc.  
908 North Temperance Avenue  
Clovis, CA 93611

ARF: 98214

**APPL ID: BA46104**

QCG: #86BTO-AM211115-270528

Method	Analyte	Result	LOQ	LOD	DL	Units	Extraction Date	Analysis Date
EPA 8260B	BENZENE	0.30 U	1.0	0.30	0.15	ug/L	11/15/21	11/15/21
EPA 8260B	ETHYLBENZENE	0.50 U	1.0	0.50	0.23	ug/L	11/15/21	11/15/21
EPA 8260B	TOLUENE	0.30 U	1.0	0.30	0.15	ug/L	11/15/21	11/15/21
EPA 8260B	XYLENES (TOTAL)	0.30 U	2.0	0.30	0.15	ug/L	11/15/21	11/15/21
EPA 8260B	SURROGATE: 1,2-DICHLOROETHANE-	104	81-118			%	11/15/21	11/15/21
EPA 8260B	SURROGATE: 4-BROMOFLUOROBENZ	101	85-114			%	11/15/21	11/15/21
EPA 8260B	SURROGATE: DIBROMOFLUOROMETH	107	80-119			%	11/15/21	11/15/21
EPA 8260B	SURROGATE: TOLUENE-D8 (S)	97.3	89-112			%	11/15/21	11/15/21

Quant Method: M1111W.M  
Run #: 1115M17  
Instrument: Max  
Sequence: 211111  
Dilution Factor: 1  
Initials: PAN

Printed: 11/22/2021 2:15:50 PM  
APPL-F1-SC-NoMC-REG MDLs-DOD

## EPA 8260B BTEX WATER

AECOM  
1001 Bishop Street, Suite 1600  
Honolulu, HI 96813

Attn: Alethea Ramos  
Project: 60571032 CV18F0126 Red Hill Fuel Storage

**Sample ID: ERH1895**

Sample Collection Date: 11/10/21

APPL Inc.  
908 North Temperance Avenue  
Clovis, CA 93611

ARF: 98214

**APPL ID: BA46105**

QCG: #86BTO-AM211115-270528

Method	Analyte	Result	LOQ	LOD	DL	Units	Extraction Date	Analysis Date
EPA 8260B	BENZENE	0.30 U	1.0	0.30	0.15	ug/L	11/15/21	11/15/21
EPA 8260B	ETHYLBENZENE	0.50 U	1.0	0.50	0.23	ug/L	11/15/21	11/15/21
EPA 8260B	TOLUENE	0.30 U	1.0	0.30	0.15	ug/L	11/15/21	11/15/21
EPA 8260B	XYLENES (TOTAL)	0.30 U	2.0	0.30	0.15	ug/L	11/15/21	11/15/21
EPA 8260B	SURROGATE: 1,2-DICHLOROETHANE-	102	81-118			%	11/15/21	11/15/21
EPA 8260B	SURROGATE: 4-BROMOFLUOROBENZ	99.4	85-114			%	11/15/21	11/15/21
EPA 8260B	SURROGATE: DIBROMOFLUOROMETH	106	80-119			%	11/15/21	11/15/21
EPA 8260B	SURROGATE: TOLUENE-D8 (S)	96.9	89-112			%	11/15/21	11/15/21

Quant Method: M1111W.M  
Run #: 1115M18  
Instrument: Max  
Sequence: 211111  
Dilution Factor: 1  
Initials: PAN

Printed: 11/22/2021 2:15:50 PM  
APPL-F1-SC-NoMC-REG MDLs-DOD

## EPA 8260B BTEX WATER

AECOM  
1001 Bishop Street, Suite 1600  
Honolulu, HI 96813

Attn: Alethea Ramos

Project: 60571032 CV18F0126 Red Hill Fuel Storage

**Sample ID: ERH1897**

Sample Collection Date: 11/10/21

APPL Inc.  
908 North Temperance Avenue  
Clovis, CA 93611

ARF: 98214

**APPL ID: BA46106**

QCG: #86BTO-AM211115-270528

Method	Analyte	Result	LOQ	LOD	DL	Units	Extraction Date	Analysis Date
EPA 8260B	BENZENE	0.30 U	1.0	0.30	0.15	ug/L	11/15/21	11/15/21
EPA 8260B	ETHYLBENZENE	0.50 U	1.0	0.50	0.23	ug/L	11/15/21	11/15/21
EPA 8260B	TOLUENE	0.30 U	1.0	0.30	0.15	ug/L	11/15/21	11/15/21
EPA 8260B	XYLENES (TOTAL)	0.30 U	2.0	0.30	0.15	ug/L	11/15/21	11/15/21
EPA 8260B	SURROGATE: 1,2-DICHLOROETHANE-	103	81-118			%	11/15/21	11/15/21
EPA 8260B	SURROGATE: 4-BROMOFLUOROBENZ	99.2	85-114			%	11/15/21	11/15/21
EPA 8260B	SURROGATE: DIBROMOFLUOROMETH	107	80-119			%	11/15/21	11/15/21
EPA 8260B	SURROGATE: TOLUENE-D8 (S)	97.2	89-112			%	11/15/21	11/15/21

Quant Method: M1111W.M  
Run #: 1115M19  
Instrument: Max  
Sequence: 211111  
Dilution Factor: 1  
Initials: PAN

Printed: 11/22/2021 2:15:50 PM  
APPL-F1-SC-NoMC-REG MDLs-DOD

# EPA 8260B BTEX WATER

AECOM  
1001 Bishop Street, Suite 1600  
Honolulu, HI 96813

Attn: Alethea Ramos  
Project: 60571032 CV18F0126 Red Hill Fuel Storage

**Sample ID: ERH1898**

Sample Collection Date: 11/10/21

APPL Inc.  
908 North Temperance Avenue  
Clovis, CA 93611

ARF: 98214

**APPL ID: BA46107**

QCG: #86BTO-AM211115-270528

Method	Analyte	Result	LOQ	LOD	DL	Units	Extraction Date	Analysis Date
EPA 8260B	BENZENE	0.30 U	1.0	0.30	0.15	ug/L	11/15/21	11/15/21
EPA 8260B	ETHYLBENZENE	0.50 U	1.0	0.50	0.23	ug/L	11/15/21	11/15/21
EPA 8260B	TOLUENE	0.30 U	1.0	0.30	0.15	ug/L	11/15/21	11/15/21
EPA 8260B	XYLENES (TOTAL)	0.30 U	2.0	0.30	0.15	ug/L	11/15/21	11/15/21
EPA 8260B	SURROGATE: 1,2-DICHLOROETHANE-	104	81-118			%	11/15/21	11/15/21
EPA 8260B	SURROGATE: 4-BROMOFLUOROBENZ	99.6	85-114			%	11/15/21	11/15/21
EPA 8260B	SURROGATE: DIBROMOFLUOROMETH	108	80-119			%	11/15/21	11/15/21
EPA 8260B	SURROGATE: TOLUENE-D8 (S)	101	89-112			%	11/15/21	11/15/21

Quant Method: M1111W.M  
Run #: 1115M20  
Instrument: Max  
Sequence: 211111  
Dilution Factor: 1  
Initials: PAN

Printed: 11/22/2021 2:15:50 PM  
APPL-F1-SC-NoMC-REG MDLs-DOD

## EPA 8260B BTEX WATER

AECOM  
1001 Bishop Street, Suite 1600  
Honolulu, HI 96813

Attn: Alethea Ramos  
Project: 60571032 CV18F0126 Red Hill Fuel Storage

**Sample ID: ERH1900**

Sample Collection Date: 11/10/21

APPL Inc.  
908 North Temperance Avenue  
Clovis, CA 93611

ARF: 98214

**APPL ID: BA46108**

QCG: #86BTO-AM211115-270528

Method	Analyte	Result	LOQ	LOD	DL	Units	Extraction Date	Analysis Date
EPA 8260B	BENZENE	0.30 U	1.0	0.30	0.15	ug/L	11/15/21	11/15/21
EPA 8260B	ETHYLBENZENE	0.50 U	1.0	0.50	0.23	ug/L	11/15/21	11/15/21
EPA 8260B	TOLUENE	0.30 U	1.0	0.30	0.15	ug/L	11/15/21	11/15/21
EPA 8260B	XYLENES (TOTAL)	0.30 U	2.0	0.30	0.15	ug/L	11/15/21	11/15/21
EPA 8260B	SURROGATE: 1,2-DICHLOROETHANE-	105	81-118			%	11/15/21	11/15/21
EPA 8260B	SURROGATE: 4-BROMOFLUOROBENZ	102	85-114			%	11/15/21	11/15/21
EPA 8260B	SURROGATE: DIBROMOFLUOROMETH	108	80-119			%	11/15/21	11/15/21
EPA 8260B	SURROGATE: TOLUENE-D8 (S)	99.6	89-112			%	11/15/21	11/15/21

Quant Method: M1111W.M  
Run #: 1115M21  
Instrument: Max  
Sequence: 211111  
Dilution Factor: 1  
Initials: PAN

Printed: 11/22/2021 2:15:50 PM  
APPL-F1-SC-NoMC-REG MDLs-DOD

# EPA 8260B BTEX WATER

AECOM  
1001 Bishop Street, Suite 1600  
Honolulu, HI 96813

Attn: Alethea Ramos

Project: 60571032 CV18F0126 Red Hill Fuel Storage

**Sample ID: ERH1901**

Sample Collection Date: 11/10/21

APPL Inc.  
908 North Temperance Avenue  
Clovis, CA 93611

ARF: 98214

**APPL ID: BA46109**

QCG: #86BTO-AM211115-270528

Method	Analyte	Result	LOQ	LOD	DL	Units	Extraction Date	Analysis Date
EPA 8260B	BENZENE	0.30 U	1.0	0.30	0.15	ug/L	11/15/21	11/15/21
EPA 8260B	ETHYLBENZENE	0.50 U	1.0	0.50	0.23	ug/L	11/15/21	11/15/21
EPA 8260B	TOLUENE	0.30 U	1.0	0.30	0.15	ug/L	11/15/21	11/15/21
EPA 8260B	XYLENES (TOTAL)	0.30 U	2.0	0.30	0.15	ug/L	11/15/21	11/15/21
EPA 8260B	SURROGATE: 1,2-DICHLOROETHANE-	104	81-118			%	11/15/21	11/15/21
EPA 8260B	SURROGATE: 4-BROMOFLUOROBENZ	98.3	85-114			%	11/15/21	11/15/21
EPA 8260B	SURROGATE: DIBROMOFLUOROMETH	108	80-119			%	11/15/21	11/15/21
EPA 8260B	SURROGATE: TOLUENE-D8 (S)	97.8	89-112			%	11/15/21	11/15/21

Quant Method: M1111W.M  
Run #: 1115M22  
Instrument: Max  
Sequence: 211111  
Dilution Factor: 1  
Initials: PAN

Printed: 11/22/2021 2:15:50 PM  
APPL-F1-SC-NoMC-REG MDLs-DOD

# EPA 8260B GRO WATER

AECOM  
1001 Bishop Street, Suite 1600  
Honolulu, HI 96813

Attn: Alethea Ramos  
Project: 60571032 CV18F0126 Red Hill Fuel Storage

**Sample ID: ERH1891**

Sample Collection Date: 11/10/21

APPL Inc.  
908 North Temperance Avenue  
Clovis, CA 93611

ARF: 98214

**APPL ID: BA46102**

QCG: #GRO86-211115AM-270843

Method	Analyte	Result	LOQ	LOD	DL	Units	Extraction Date	Analysis Date
EPA 8260B	GASOLINE RANGE ORGANICS	18.0 U	20	18.0	8.6	ug/L	11/15/21	11/15/21
EPA 8260B	SURROGATE: 4-BROMOFLUOROBENZ	100	85-114			%	11/15/21	11/15/21

Quant Method: MGAS0825.M  
Run #: 1115M15  
Instrument: Max  
Sequence: 211111  
Dilution Factor: 1  
Initials: PAN

Printed: 11/23/2021 8:46:25 AM  
APPL-F1-SC-NoMC-REG MDLs-DOD

# EPA 8260B GRO WATER

AECOM  
1001 Bishop Street, Suite 1600  
Honolulu, HI 96813

Attn: Alethea Ramos  
Project: 60571032 CV18F0126 Red Hill Fuel Storage

**Sample ID: ERH1892**

Sample Collection Date: 11/10/21

APPL Inc.  
908 North Temperance Avenue  
Clovis, CA 93611

ARF: 98214

**APPL ID: BA46103**

QCG: #GRO86-211115AM-270843

Method	Analyte	Result	LOQ	LOD	DL	Units	Extraction Date	Analysis Date
EPA 8260B	GASOLINE RANGE ORGANICS	29	20	18.0	8.6	ug/L	11/15/21	11/15/21
EPA 8260B	SURROGATE: 4-BROMOFLUOROBENZ	97.7	85-114			%	11/15/21	11/15/21

Quant Method: MGAS0825.M  
Run #: 1115M16  
Instrument: Max  
Sequence: 211111  
Dilution Factor: 1  
Initials: PAN

Printed: 11/23/2021 8:46:25 AM  
APPL-F1-SC-NoMC-REG MDLs-DOD



# EPA 8260B GRO WATER

AECOM  
1001 Bishop Street, Suite 1600  
Honolulu, HI 96813

APPL Inc.  
908 North Temperance Avenue  
Clovis, CA 93611

Attn: Alethea Ramos  
Project: 60571032 CV18F0126 Red Hill Fuel Storage

ARF: 98214

**Sample ID: ERH1894**

**APPL ID: BA46104**

Sample Collection Date: 11/10/21

QCG: #GRO86-211115AM-270843

Method	Analyte	Result	LOQ	LOD	DL	Units	Extraction Date	Analysis Date
EPA 8260B	GASOLINE RANGE ORGANICS	18.0 U	20	18.0	8.6	ug/L	11/15/21	11/15/21
EPA 8260B	SURROGATE: 4-BROMOFLUOROBENZ	100.0	85-114			%	11/15/21	11/15/21

Quant Method: MGAS0825.M  
Run #: 1115M17  
Instrument: Max  
Sequence: 211111  
Dilution Factor: 1  
Initials: PAN

Printed: 11/23/2021 8:46:25 AM  
APPL-F1-SC-NoMC-REG MDLs-DOD

# EPA 8260B GRO WATER

AECOM  
1001 Bishop Street, Suite 1600  
Honolulu, HI 96813

APPL Inc.  
908 North Temperance Avenue  
Clovis, CA 93611

Attn: Alethea Ramos

Project: 60571032 CV18F0126 Red Hill Fuel Storage

**Sample ID: ERH1895**

Sample Collection Date: 11/10/21

ARF: 98214

**APPL ID: BA46105**

QCG: #GRO86-211115AM-270843

Method	Analyte	Result	LOQ	LOD	DL	Units	Extraction Date	Analysis Date
EPA 8260B	GASOLINE RANGE ORGANICS	68	20	18.0	8.6	ug/L	11/15/21	11/15/21
EPA 8260B	SURROGATE: 4-BROMOFLUOROBENZ	98.4	85-114			%	11/15/21	11/15/21

Quant Method: MGAS0825.M  
Run #: 1115M18  
Instrument: Max  
Sequence: 211111  
Dilution Factor: 1  
Initials: PAN

Printed: 11/23/2021 8:46:25 AM  
APPL-F1-SC-NoMC-REG MDLs-DOD

# EPA 8260B GRO WATER

AECOM  
1001 Bishop Street, Suite 1600  
Honolulu, HI 96813

Attn: Alethea Ramos  
Project: 60571032 CV18F0126 Red Hill Fuel Storage

**Sample ID: ERH1897**

Sample Collection Date: 11/10/21

APPL Inc.  
908 North Temperance Avenue  
Clovis, CA 93611

ARF: 98214

**APPL ID: BA46106**

QCG: #GRO86-211115AM-270843

Method	Analyte	Result	LOQ	LOD	DL	Units	Extraction Date	Analysis Date
EPA 8260B	GASOLINE RANGE ORGANICS	18.0 U	20	18.0	8.6	ug/L	11/15/21	11/15/21
EPA 8260B	SURROGATE: 4-BROMOFLUOROBENZ	98.2	85-114			%	11/15/21	11/15/21

Quant Method: MGAS0825.M  
Run #: 1115M19  
Instrument: Max  
Sequence: 211111  
Dilution Factor: 1  
Initials: PAN

Printed: 11/23/2021 8:46:25 AM  
APPL-F1-SC-NoMC-REG MDLs-DOD

# EPA 8260B GRO WATER

AECOM  
1001 Bishop Street, Suite 1600  
Honolulu, HI 96813

Attn: Alethea Ramos  
Project: 60571032 CV18F0126 Red Hill Fuel Storage

**Sample ID: ERH1898**

Sample Collection Date: 11/10/21

APPL Inc.  
908 North Temperance Avenue  
Clovis, CA 93611

ARF: 98214

**APPL ID: BA46107**

QCG: #GRO86-211115AM-270843

Method	Analyte	Result	LOQ	LOD	DL	Units	Extraction Date	Analysis Date
EPA 8260B	GASOLINE RANGE ORGANICS	18.0 U	20	18.0	8.6	ug/L	11/15/21	11/15/21
EPA 8260B	SURROGATE: 4-BROMOFLUOROBENZ	98.7	85-114			%	11/15/21	11/15/21

Quant Method: MGAS0825.M  
Run #: 1115M20  
Instrument: Max  
Sequence: 211111  
Dilution Factor: 1  
Initials: PAN

Printed: 11/23/2021 8:46:25 AM  
APPL-F1-SC-NoMC-REG MDLs-DOD

# EPA 8260B GRO WATER

AECOM  
1001 Bishop Street, Suite 1600  
Honolulu, HI 96813

Attn: Alethea Ramos  
Project: 60571032 CV18F0126 Red Hill Fuel Storage

**Sample ID: ERH1900**

Sample Collection Date: 11/10/21

APPL Inc.  
908 North Temperance Avenue  
Clovis, CA 93611

ARF: 98214

**APPL ID: BA46108**

QCG: #GRO86-211115AM-270843

Method	Analyte	Result	LOQ	LOD	DL	Units	Extraction Date	Analysis Date
EPA 8260B	GASOLINE RANGE ORGANICS	18.0 U	20	18.0	8.6	ug/L	11/15/21	11/15/21
EPA 8260B	SURROGATE: 4-BROMOFLUOROBENZ	101	85-114			%	11/15/21	11/15/21

Quant Method: MGAS0825.M  
Run #: 1115M21  
Instrument: Max  
Sequence: 211111  
Dilution Factor: 1  
Initials: PAN

Printed: 11/23/2021 8:46:25 AM  
APPL-F1-SC-NoMC-REG MDLs-DOD

# EPA 8260B GRO WATER

AECOM  
1001 Bishop Street, Suite 1600  
Honolulu, HI 96813

Attn: Alethea Ramos  
Project: 60571032 CV18F0126 Red Hill Fuel Storage

**Sample ID: ERH1901**

Sample Collection Date: 11/10/21

APPL Inc.  
908 North Temperance Avenue  
Clovis, CA 93611

ARF: 98214

**APPL ID: BA46109**

QCG: #GRO86-211115AM-270843

Method	Analyte	Result	LOQ	LOD	DL	Units	Extraction Date	Analysis Date
EPA 8260B	GASOLINE RANGE ORGANICS	18.0 U	20	18.0	8.6	ug/L	11/15/21	11/15/21
EPA 8260B	SURROGATE: 4-BROMOFLUOROBENZ	97.3	85-114			%	11/15/21	11/15/21

Quant Method: MGAS0825.M  
Run #: 1115M22  
Instrument: Max  
Sequence: 211111  
Dilution Factor: 1  
Initials: PAN

Printed: 11/23/2021 8:46:25 AM  
APPL-F1-SC-NoMC-REG MDLs-DOD

## Wet Lab Analysis

AECOM  
1001 Bishop Street, Suite 1600  
Honolulu, HI 96813

APPL Inc.  
908 North Temperance Avenue  
Clovis, CA 93611

Attn: Alethea Ramos

Project: 60571032 CV18F0126 Red Hill Fuel Storage

**Sample ID: ERH1892**

Sample Collection Date: 11/10/2021

**APPL ID: BA46103**

ARF: 98214

Method	Analyte	Result	LOQ	LOD	DL	Units	DF	Prep Date	Analysis Date
SW846 9060A	TOTAL ORGANIC CARBON	1.2	0.93	0.350	0.130	mg/L	1	11/20/21	11/20/21

Printed: 11/24/2021 10:28:05 AM

APPL-F1-SC-NoMC-REG MDLs

## Wet Lab Analysis

AECOM  
1001 Bishop Street, Suite 1600  
Honolulu, HI 96813

APPL Inc.  
908 North Temperance Avenue  
Clovis, CA 93611

Attn: Alethea Ramos

Project: 60571032 CV18F0126 Red Hill Fuel Storage

**Sample ID: ERH1895**

Sample Collection Date: 11/10/2021

**APPL ID: BA46105**

ARF: 98214

Method	Analyte	Result	LOQ	LOD	DL	Units	DF	Prep Date	Analysis Date
SW846 9060A	TOTAL ORGANIC CARBON	4.8	0.93	0.350	0.130	mg/L	1	11/20/21	11/20/21

Printed: 11/24/2021 10:28:05 AM

APPL-F1-SC-NoMC-REG MDLs



## Wet Lab Analysis

AECOM  
1001 Bishop Street, Suite 1600  
Honolulu, HI 96813

APPL Inc.  
908 North Temperance Avenue  
Clovis, CA 93611

Attn: Alethea Ramos  
Project: 60571032 CV18F0126 Red Hill Fuel Storage

**Sample ID: ERH1898**

Sample Collection Date: 11/10/2021

**APPL ID: BA46107**

ARF: 98214

Method	Analyte	Result	LOQ	LOD	DL	Units	DF	Prep Date	Analysis Date
SW846 9060A	TOTAL ORGANIC CARBON	1.7	0.93	0.350	0.130	mg/L	1	11/20/21	11/20/21

## Wet Lab Analysis

AECOM  
1001 Bishop Street, Suite 1600  
Honolulu, HI 96813

APPL Inc.  
908 North Temperance Avenue  
Clovis, CA 93611

Attn: Alethea Ramos  
Project: 60571032 CV18F0126 Red Hill Fuel Storage

**Sample ID: ERH1901**

Sample Collection Date: 11/10/2021

**APPL ID: BA46109**

ARF: 98214

Method	Analyte	Result	LOQ	LOD	DL	Units	DF	Prep Date	Analysis Date
SW846 9060A	TOTAL ORGANIC CARBON	0.13 J	0.93	0.350	0.130	mg/L	1	11/20/21	11/20/21

J = Estimated value.

Printed: 11/24/2021 10:28:05 AM

APPL-F1-SC-NoMC-REG MDLs

# QC FORMS

# EPA 8015B-eHL

Form 2 & 8

## Surrogate Recovery

Lab Name: APPL, Inc.

SDG No: 98214

Case No: 98214

Date Analyzed: 11/18/2021

Matrix: WATER

Instrument: Apollo

APPL ID.	Client Sample No.	SURROGATE: OCTACOSANE (S)			SURROGATE: ORTHO-TERPHENYL (S)		
		Limits	Result	Qualifier	Limits	Result	Qualifier
211116A-BLK	Blank	60-142	90.8		56-125	73.1	
211116A-LCS	Lab Control Spike	60-142	94.7		56-125	86.0	
211116A-LCSD	Lab Control SpikeD	60-142	94.7		56-125	85.3	
BA46103	ERH1892	60-142	97.2		56-125	77.5	
BA46105	ERH1895	60-142	97.4		56-125	79.9	
BA46107	ERH1898	60-142	85.3		56-125	65.7	
BA46109	ERH1901	60-142	95.6		56-125	76.2	

Comments: Batch: #DOC53-211116A

Printed: 11/19/2021 7:31:15 PM  
Form 2 & 8, Surrogate Recovery Summary

# EPA 8015B-eHL

Form 2 & 8

## Surrogate Recovery

Lab Name: APPL, Inc.  
Case No: 98214  
Matrix: WATER

SDG No: 98214  
Date Analyzed: 11/19/2021  
Instrument: Apollo

APPL ID.	Client Sample No.	SURROGATE: (R) DECANOIC ACID (S)			SURROGATE: OCTACOSANE (S)		
		Limits	Result	Qualifier	Limits	Result	Qualifier
211116A1-BLK	Blank	0-1	0.0		60-142	117	
211116A1-LCS	Lab Control Spike	0-1	0.0		60-142	124	
211116A1-LCSD	Lab Control SpikeD	0-1	0.0		60-142	111	
BA46103	ERH1892	0-1	0.0		60-142	105	
BA46105	ERH1895	0-1	0.0		60-142	96.1	
BA46107	ERH1898	0-1	0.0		60-142	74.4	
BA46109	ERH1901	0-1	0.0		60-142	90.9	

Comments: Batch: #DOC53-211116A1

Printed: 11/19/2021 7:31:15 PM  
Form 2 & 8, Surrogate Recovery Summary

# EPA 8015B-eHL

Form 2 & 8

## Surrogate Recovery

Lab Name: APPL, Inc.

SDG No: 98214

Case No: 98214

Date Analyzed: 11/19/2021

Matrix: WATER

Instrument: Apollo

APPL ID.	Client Sample No.	SURROGATE: ORTHO-TERPHENYL (S)			Limits	Result	Qualifier
		Limits	Result	Qualifier			
211116A1-BLK	Blank	56-125	92.8				
211116A1-LCS	Lab Control Spike	56-125	112				
211116A1-LCSD	Lab Control SpikeD	56-125	95.3				
BA46103	ERH1892	56-125	84.1				
BA46105	ERH1895	56-125	75.7				
BA46107	ERH1898	56-125	57.7				
BA46109	ERH1901	56-125	72.0				

Comments: Batch: #DOC53-211116A1

Printed: 11/19/2021 7:31:15 PM  
Form 2 & 8, Surrogate Recovery Summary

# EPA 8015B-eHL

Form 2 & 8

## Surrogate Recovery

Lab Name: APPL, Inc.  
Case No: 98214  
Matrix: WATER

SDG No: 98214  
Date Analyzed: 11/17/2021  
Instrument: Apollo

APPL ID.	Client Sample No.	SURROGATE: OCTACOSANE (S)			SURROGATE: ORTHO-TERPHENYL (S)		
		Limits	Result	Qualifier	Limits	Result	Qualifier
211115A-BLK	Blank	60-142	87.1		56-125	69.2	
211115A-LCS	Lab Control Spike	60-142	88.0		56-125	70.7	
211115A-LCSD	Lab Control SpikeD	60-142	84.0		56-125	67.3	
BA46110	ERH1892 BLANK	60-142	91.1		56-125	73.2	
BA46111	ERH1895 BLANK	60-142	89.5		56-125	72.2	
BA46112	ERH1898 BLANK	60-142	78.1		56-125	63.0	
BA46113	ERH1901 BLANK	60-142	87.4		56-125	70.2	

Comments: Batch: #RHBLK-211115A

Printed: 11/19/2021 7:31:15 PM  
Form 2 & 8, Surrogate Recovery Summary

# EPA 8015B-eH

Form 4

## Blank Summary

Lab Name: APPL, Inc.

SDG No: 98214

Case No: 98214

Date Analyzed: 11/18/2021

Matrix: WATER

Instrument: Apollo

Blank ID: 211116A-BLK

Time Analyzed: 2317

<b>APPL ID.</b>	<b>Client Sample No.</b>	<b>File ID.</b>	<b>Date Analyzed</b>
211116A-BLK	Blank	1117081	11/18/2021 2317
211116A-LCS	Lab Control Spike	1117082	11/18/2021 2345
211116A-LCSD	Lab Control Spiked	1117083	11/19/2021 0013
BA46103	ERH1892	1117085	11/19/2021 0109
BA46105	ERH1895	1117086	11/19/2021 0137
BA46107	ERH1898	1117087	11/19/2021 0205
BA46109	ERH1901	1117088	11/19/2021 0233

Comments: Batch: #DOC53-211116A

Printed: 11/19/2021 7:31:06 PM  
Form 4, Blank Summary



# EPA 8015B-eH

Form 4

## Blank Summary

Lab Name: APPL, Inc.

SDG No: 98214

Case No: 98214

Date Analyzed: 11/19/2021

Matrix: WATER

Instrument: Apollo

Blank ID: 211116A1-BLK

Time Analyzed: 0550

<b>APPL ID.</b>	<b>Client Sample No.</b>	<b>File ID.</b>	<b>Date Analyzed</b>
211116A1-BLK	Blank	1117095	11/19/2021 0550
211116A1-LCS	Lab Control Spike	1117096	11/19/2021 0618
211116A1-LCSD	Lab Control Spiked	1117097	11/19/2021 0646
BA46103	ERH1892	1117099	11/19/2021 0742
BA46105	ERH1895	1117100	11/19/2021 0810
BA46107	ERH1898	1117101	11/19/2021 0838
BA46109	ERH1901	1117102	11/19/2021 0906

Comments: Batch: #DOC53-211116A1

Printed: 11/19/2021 7:31:06 PM  
Form 4, Blank Summary

# EPA 8015B-eH

Form 4

## Blank Summary

Lab Name: APPL, Inc.

SDG No: 98214

Case No: 98214

Date Analyzed: 11/17/2021

Matrix: WATER

Instrument: Apollo

Blank ID: 211115A-BLK

Time Analyzed: 2255

<b>APPL ID.</b>	<b>Client Sample No.</b>	<b>File ID.</b>	<b>Date Analyzed</b>
211115A-BLK	Blank	1117029	11/17/2021 2255
211115A-LCS	Lab Control Spike	1117030	11/17/2021 2323
211115A-LCSD	Lab Control Spiked	1117031	11/17/2021 2351
BA46110	ERH1892 BLANK	1117033	11/18/2021 0047
BA46111	ERH1895 BLANK	1117034	11/18/2021 0115
BA46112	ERH1898 BLANK	1117035	11/18/2021 0143
BA46113	ERH1901 BLANK	1117036	11/18/2021 0211

Comments: Batch: #RHBLK-211115A

Printed: 11/19/2021 7:31:06 PM  
Form 4, Blank Summary

**Method Blank**  
**EPA 8015B TPH LIQ-LIQ**

Blank Name/QCG: **211115W-46002 - 270717**  
Batch ID: #RHBLK-211115A

APPL Inc.  
908 North Temperance Avenue  
Clovis, CA 93611

Sample Type	Analyte	Result	LOQ	LOD	DL	Units	Extraction Date	Analysis Date
BLANK	DIESEL (C10-C24)	300.0 U	320	300.0	150.0	ug/L	11/15/2021	11/17/2021
BLANK	OIL (C24-C40)	300.0 U	320	300.0	150.0	ug/L	11/15/2021	11/17/2021
BLANK	SURROGATE: OCTACOSANE (S)	87.1	60-142			%	11/15/2021	11/17/2021
BLANK	SURROGATE: ORTHO-TERPHEN	69.2	56-125			%	11/15/2021	11/17/2021

Quant Method:DOC1028.M  
Run #:1117029  
Instrument:Apollo  
Sequence:211117  
Initials:KAB

GC SC-Blank-REG MDLs-DOD  
Printed: 11/19/2021 7:31:23 PM

**Method Blank**  
**EPA 8015B TPH LIQ-LIQ**

Blank Name/QCG: **211116W-46001 - 270742**  
Batch ID: #DOC53-211116A

APPL Inc.  
908 North Temperance Avenue  
Clovis, CA 93611

Sample Type	Analyte	Result	LOQ	LOD	DL	Units	Extraction Date	Analysis Date
BLANK	DIESEL (C10-C24)	300.0 U	320	300.0	150.0	ug/L	11/16/2021	11/18/2021
BLANK	OIL (C24-C40)	340	320	300.0	150.0	ug/L	11/16/2021	11/18/2021
BLANK	SURROGATE: OCTACOSANE (S)	90.8	60-142			%	11/16/2021	11/18/2021
BLANK	SURROGATE: ORTHO-TERPHEN	73.1	56-125			%	11/16/2021	11/18/2021

Quant Method:DOC1028.M  
Run #:1117081  
Instrument:Apollo  
Sequence:211117  
Initials:KAB

GC SC-Blank-REG MDLs-DOD  
Printed: 11/19/2021 7:31:23 PM

**Method Blank**  
**EPA 8015B TPH WATER L-L SGC**

Blank Name/QCG: **211116W-46001 - 270744**  
Batch ID: #DOC53-211116A1

APPL Inc.  
908 North Temperance Avenue  
Clovis, CA 93611

Sample Type	Analyte	Result	LOQ	LOD	DL	Units	Extraction Date	Analysis Date
BLANK	DIESEL (C10-C24)	300.0 U	320	300.0	150.0	ug/L	11/16/2021	11/19/2021
BLANK	OIL (C24-C40)	260 J	320	300.0	150.0	ug/L	11/16/2021	11/19/2021
BLANK	SURROGATE: (R) DECANOIC AC	0.0	0-1			%	11/16/2021	11/19/2021
BLANK	SURROGATE: OCTACOSANE (S)	117	60-142			%	11/16/2021	11/19/2021
BLANK	SURROGATE: ORTHO-TERPHEN	92.8	56-125			%	11/16/2021	11/19/2021

J = Estimated value.

Quant Method: DEC0911.M Run #: 1117095 Instrument: Apollo Sequence: 211117 Initials: KAB
--

GC SC-Blank-REG MDLs-DOD  
Printed: 11/30/2021 9:44:30 AM

# EPA 8015B-eH

Form 4

## LCS Summary

Lab Name: APPL, Inc.

SDG No: 98214

Case No: 98214

Date Analyzed: 11/18/2021

Matrix: WATER

Instrument: Apollo

LCS ID: 211116A-LCS

Time Analyzed: 2345

<b>APPL ID.</b>	<b>Client Sample No.</b>	<b>File ID.</b>	<b>Date Analyzed</b>
211116A-BLK	Blank	1117081	11/18/2021 2317
211116A-LCS	Lab Control Spike	1117082	11/18/2021 2345
211116A-LCSD	Lab Control Spiked	1117083	11/19/2021 0013
BA46103	ERH1892	1117085	11/19/2021 0109
BA46105	ERH1895	1117086	11/19/2021 0137
BA46107	ERH1898	1117087	11/19/2021 0205
BA46109	ERH1901	1117088	11/19/2021 0233

Comments: Batch: #DOC53-211116A

Printed: 11/19/2021 7:31:04 PM  
Form 4, LCS Summary

# EPA 8015B-eH

Form 4

## LCS Summary

Lab Name: APPL, Inc.

SDG No: 98214

Case No: 98214

Date Analyzed: 11/19/2021

Matrix: WATER

Instrument: Apollo

LCS ID: 211116A1-LCS

Time Analyzed: 0618

<b>APPL ID.</b>	<b>Client Sample No.</b>	<b>File ID.</b>	<b>Date Analyzed</b>
211116A1-BLK	Blank	1117095	11/19/2021 0550
211116A1-LCS	Lab Control Spike	1117096	11/19/2021 0618
211116A1-LCSD	Lab Control Spiked	1117097	11/19/2021 0646
BA46103	ERH1892	1117099	11/19/2021 0742
BA46105	ERH1895	1117100	11/19/2021 0810
BA46107	ERH1898	1117101	11/19/2021 0838
BA46109	ERH1901	1117102	11/19/2021 0906

Comments: Batch: #DOC53-211116A1

Printed: 11/19/2021 7:31:04 PM  
Form 4, LCS Summary

# EPA 8015B-eH

Form 4

## LCS Summary

Lab Name: APPL, Inc.

SDG No: 98214

Case No: 98214

Date Analyzed: 11/17/2021

Matrix: WATER

Instrument: Apollo

LCS ID: 211115A-LCS

Time Analyzed: 2323

<b>APPL ID.</b>	<b>Client Sample No.</b>	<b>File ID.</b>	<b>Date Analyzed</b>
211115A-BLK	Blank	1117029	11/17/2021 2255
211115A-LCS	Lab Control Spike	1117030	11/17/2021 2323
211115A-LCSD	Lab Control Spiked	1117031	11/17/2021 2351
BA46110	ERH1892 BLANK	1117033	11/18/2021 0047
BA46111	ERH1895 BLANK	1117034	11/18/2021 0115
BA46112	ERH1898 BLANK	1117035	11/18/2021 0143
BA46113	ERH1901 BLANK	1117036	11/18/2021 0211

Comments: Batch: #RHBLK-211115A

Printed: 11/19/2021 7:31:04 PM  
Form 4, LCS Summary



**Laboratory Control Spike Recoveries**  
**EPA 8015B TPH LIQ-LIQ**

APPL ID: 211116W-46001 LCS - 270742  
 Batch ID: #DOC53-211116A

APPL Inc.  
 908 North Temperance Avenue  
 Clovis, CA 93611

Compound Name	Spike Lvl ug/L	SPK Result ug/L	DUP Result ug/L	SPK % Recovery	DUP % Recovery	Recovery Limits	RPD %	RPD Limits
DIESEL (C10-C24)	2000	1840	1770	92.0	88.5	36-132	3.9	30
OIL (C24-C40)	2000	1890	1900	94.5	95.0	41-113	0.53	30
SURROGATE: OCTACOSANE (S)	150	142	142	94.7	94.7	60-142		
SURROGATE: ORTHO-TERPHENYL (S)	150	129	128	86.0	85.3	56-125		

Comments: \_\_\_\_\_

<u>Primary</u>	<u>SPK</u>	<u>DUP</u>
Quant Method :	DOC1028.M	DOC1028.M
Extraction Date :	11/16/2021	11/16/2021
Analysis Date :	11/18/2021	11/19/2021
Instrument :	Apollo	Apollo
Run :	1117082	1117083
Initials :	KAB	

## Laboratory Control Spike Recoveries

### EPA 8015B TPH WATER L-L SGC

APPL ID: 211116W-46001 LCS - 270744

Batch ID: #DOC53-211116A1

APPL Inc.

908 North Temperance Avenue

Clovis, CA 93611

Compound Name	Spike Lvl ug/L	SPK Result ug/L	DUP Result ug/L	SPK % Recovery	DUP % Recovery	Recovery Limits	RPD %	RPD Limits
DIESEL (C10-C24)	2000	2300	1940	115	97.0	36-132	17.0	30
OIL (C24-C40)	2000	2460	2220	123 #	111	41-113	10.3	30
SURROGATE: (R) DECANOIC ACID (S)	10.00	0	0	0.0	0.0	0-1		
SURROGATE: OCTACOSANE (S)	150	186	167	124	111	60-142		
SURROGATE: ORTHO-TERPHENYL (S)	150	168	143	112	95.3	56-125		

# = Recovery is outside QC limits.

Comments: \_\_\_\_\_

<u>Primary</u>	<u>SPK</u>	<u>DUP</u>
Quant Method :	DEC0911.M	DEC0911.M
Extraction Date :	11/16/2021	11/16/2021
Analysis Date :	11/19/2021	11/19/2021
Instrument :	Apollo	Apollo
Run :	1117096	1117097
Initials :	KAB	

# Laboratory Control Spike Recoveries

## EPA 8015B TPH LIQ-LIQ

APPL ID: 211115W-46002 LCS - 270717

Batch ID: #RHBLK-211115A

APPL Inc.

908 North Temperance Avenue

Clovis, CA 93611

Compound Name	Spike Lvl ug/L	SPK Result ug/L	DUP Result ug/L	SPK % Recovery	DUP % Recovery	Recovery Limits	RPD %	RPD Limits
DIESEL (C10-C24)	0	45.8	46.1	NA	NA	36-132		30
OIL (C24-C40)	0	45.8	49.5	NA	NA	41-113		30
-----								
SURROGATE: OCTACOSANE (S)	150	132	126	88.0	84.0	60-142		
SURROGATE: ORTHO-TERPHENYL (S)	150	106	101	70.7	67.3	56-125		
-----								

Comments: \_\_\_\_\_

<u>Primary</u>	<u>SPK</u>	<u>DUP</u>
Quant Method :	DOC1028.M	DOC1028.M
Extraction Date :	11/15/2021	11/15/2021
Analysis Date :	11/17/2021	11/17/2021
Instrument :	Apollo	Apollo
Run :	1117030	1117031
Initials :	KAB	

# 8270D-SIM

Form 2 & 8

## Surrogate Recovery

Lab Name: APPL, Inc.  
Case No: 98214  
Matrix: WATER

SDG No: 98214  
Date Analyzed: 11/18/2021  
Instrument: KYLO

APPL ID.	Client Sample No.	SURROGATE: 2-METHYLNAPHTHALENE-D10 (S)			SURROGATE: FLUORANTHENE-D10 (S)		
		Limits	Result	Qualifier	Limits	Result	Qualifier
211115AK-BLK	Blank	39-114	85.7		58-120	101	
211115AK-LCS	Lab Control Spike	39-114	90.2		58-120	101	
211115AK-LCSD	Lab Control SpikeD	39-114	88.4		58-120	96.6	
BA46103	ERH1892	39-114	87.9		58-120	73.7	
BA46105	ERH1895	39-114	81.9		58-120	54.8	#
BA46107	ERH1898	39-114	90.8		58-120	69.5	
BA46109	ERH1901	39-114	84.6		58-120	83.8	

Comments: Batch: #SIM53-211115AK  
# = Recovery outside of Control Limits on Sample.

Printed: 11/30/2021 3:30:21 PM  
Form 2 & 8, Surrogate Recovery Summary

# 8270D-SIM

Form 4

## Blank Summary

Lab Name: APPL, Inc.  
Case No: 98214  
Matrix: WATER  
Blank ID: 211115AK-BLK

SDG No: 98214  
Date Analyzed: 11/18/2021  
Instrument: KYLO  
Time Analyzed: 0921

APPL ID.	Client Sample No.	File ID.	Date Analyzed
211115AK-BLK	Blank	1019K438	11/18/2021 0921
211115AK-LCS	Lab Control Spike	1019K439	11/18/2021 0940
211115AK-LCSD	Lab Control Spiked	1019K440	11/18/2021 1000
BA46103	ERH1892	1019K443	11/18/2021 1100
BA46105	ERH1895	1019K444	11/18/2021 1120
BA46107	ERH1898	1019K445	11/18/2021 1140
BA46109	ERH1901	1019K447	11/18/2021 1220

Comments: Batch: #SIM53-211115AK

Printed: 11/30/2021 3:39:18 PM  
Form 4, Blank Summary

**Method Blank**  
**EPA 8270D SIM LIQ-LIQ**

Blank Name/QCG: **211115W-45998 - 271047**  
Batch ID: #SIM53-211115AK

APPL Inc.  
908 North Temperance Avenue  
Clovis, CA 93611

Sample Type	Analyte	Result	LOQ	LOD	DL	Units	Extraction Date	Analysis Date
BLANK	1-METHYLNAPHTHALENE	0.10 U	0.2	0.10	0.04	ug/L	11/15/2021	11/18/2021
BLANK	2-METHYLNAPHTHALENE	0.10 U	0.2	0.10	0.04	ug/L	11/15/2021	11/18/2021
BLANK	NAPHTHALENE	0.10 U	0.2	0.10	0.04	ug/L	11/15/2021	11/18/2021
BLANK	SURROGATE: 2-METHYLNAPHT	85.7	39-114			%	11/15/2021	11/18/2021
BLANK	SURROGATE: FLUORANTHENE-	101	58-120			%	11/15/2021	11/18/2021

Quant Method: K1019.M  
Run #: 1019K438  
Instrument: KYLO  
Sequence: 211019  
Initials: LSI

GC SC-Blank-REG MDLs-DOD  
Printed: 11/30/2021 3:30:43 PM

# 8270D-SIM

Form 4

## LCS Summary

Lab Name: APPL, Inc.  
Case No: 98214  
Matrix: WATER  
LCS ID: 211115AK-LCS

SDG No: 98214  
Date Analyzed: 11/18/2021  
Instrument: KYLO  
Time Analyzed: 0940

<b>APPL ID.</b>	<b>Client Sample No.</b>	<b>File ID.</b>	<b>Date Analyzed</b>
211115AK-BLK	Blank	1019K438	11/18/2021 0921
211115AK-LCS	Lab Control Spike	1019K439	11/18/2021 0940
211115AK-LCSD	Lab Control Spiked	1019K440	11/18/2021 1000
BA46103	ERH1892	1019K443	11/18/2021 1100
BA46105	ERH1895	1019K444	11/18/2021 1120
BA46107	ERH1898	1019K445	11/18/2021 1140
BA46109	ERH1901	1019K447	11/18/2021 1220

Comments: Batch: #SIM53-211115AK

Printed: 11/30/2021 3:29:47 PM  
Form 4, LCS Summary

Form 5  
Tune Summary

Lab Name: APPL Inc.  
Case No: \_\_\_\_\_  
Matrix: Water  
ID: 1019K001.D

SDG No: \_\_\_\_\_  
Date Analyzed: 10/19/2021  
Instrument: KYLO  
Time Analyzed: 13:58

Client Sample No.	APPL ID.	File ID.	Date Analyzed
1	0.1 ug/ml 10/13/21	1019K002.D	10/19/2021 14:09
2	0.2 ug/ml 10/13/21	1019K003.D	10/19/2021 14:29
3	0.5 ug/ml 10/13/21	1019K004.D	10/19/2021 14:49
4	1 ug/ml 10/13/21	1019K005.D	10/19/2021 15:09
5	5 ug/ml 10/13/21	1019K006.D	10/19/2021 15:29
6	10 ug/ml 10/13/21	1019K007.D	10/19/2021 15:49
7	50 ug/ml 10/13/21	1019K008.D	10/19/2021 16:09
8	100 ug/ml 10/13/21	1019K009.D	10/19/2021 16:29
9	SS ug/ml 10/13/21	1019K010.D	10/19/2021 16:49
10			
11			
12			
13			
14			
15			
16			
17			
18			
19			
20			
21			
22			

m/e

51 10 - 80% of mass 198	<u>36.8</u>
68 0 - 2% of mass 69	<u>1.7</u>
70 0 - 2% of mass 69	<u>0.4</u>
127 10 - 80% of mass 198	<u>54.6</u>
197 0 - 2% of mass 198	<u>0.2</u>
198 100 - 100% of mass 198	<u>100.0</u>
199 5 - 9% of mass 198	<u>6.5</u>
275 10 - 60% of mass 198	<u>23.2</u>
365 1 - 100% of mass 198	<u>2.5</u>
441 0.01 - 24% of mass 442	<u>13.9</u>
442 50 - 500% of mass 198	<u>73.4</u>
443 15 - 24% of mass 442	<u>18.4</u>



Form 5  
Tune Summary

Lab Name: APPL Inc.  
Case No: 98214  
Matrix: Water  
ID: 1019K436.D

SDG No: 98214  
Date Analyzed: 11/18/2021  
Instrument: KYLO  
Time Analyzed: 8:49

	Client Sample No.	APPL ID.	File ID.	Date Analyzed
1	ERH1892	BA46103W07 1/950	1019K443.D	11/18/2021 11:00
2	ERH1895	BA46105W07 1/1050	1019K444.D	11/18/2021 11:20
3	ERH1898	BA46107W07 1/1030	1019K445.D	11/18/2021 11:40
4	ERH1901	BA46109W08 1/1000	1019K447.D	11/18/2021 12:20
5				
6				
7				
8				
9				
10				
11				
12				
13				
14				
15				
16				
17				
18				
19				
20				
21				
22				

m/e

51 10 - 80% of mass 198	<u>32.3</u>
68 0 - 2% of mass 69	<u>1.5</u>
70 0 - 2% of mass 69	<u>0.5</u>
127 10 - 80% of mass 198	<u>52.8</u>
197 0 - 2% of mass 198	<u>0.3</u>
198 100 - 100% of mass 198	<u>100.0</u>
199 5 - 9% of mass 198	<u>6.7</u>
275 10 - 60% of mass 198	<u>23.0</u>
365 1 - 100% of mass 198	<u>2.4</u>
441 0.01 - 24% of mass 442	<u>13.9</u>
442 50 - 500% of mass 198	<u>75.4</u>
443 15 - 24% of mass 442	<u>18.2</u>

8A  
INTERNAL STANDARD AREA AND RT SUMMARY

Lab Name: APPL Inc. Contract: \_\_\_\_\_  
 Lab Code: \_\_\_\_\_ SDG No.: \_\_\_\_\_  
 Lab File ID (Standard): 1019K008.D Date Analyzed: 10/19/21  
 Instrument ID: KYLO Time Analyzed: 16:09  
 GC Column: \_\_\_\_\_ ID: \_\_\_\_\_ Heated Purge: (Y/N) \_\_\_\_\_

		Napthalene-D8(IS)		Acenaphthene-D10(IS)		Phenanthrene-D10(IS)	
		AREA #	RT #	AREA #	RT #	AREA #	RT #
	12 HOUR STD	11542	3.92	5767	5.86	8902	7.56
	UPPER LIMIT	23084	4.09	11534	6.03	17804	7.73
	LOWER LIMIT	5771	3.75	2884	5.69	4451	7.39
	SAMPLE NO.						
01	BA46103W07 1/950	13394	3.86	6697	5.79	10175	7.49
02	BA46105W07 1/1050	13776	3.86	7188	5.79	10860	7.49
03	BA46107W07 1/1030	13354	3.86	6589	5.79	10183	7.49
04	BA46109W08 1/1000	13496	3.86	6652	5.79	10052	7.49
05							
06							
07							
08							
09							
10							
11							
12							
13							
14							
15							
16							
17							
18							
19							
20							
21							
22							

AREA UPPER LIMIT = +100% of internal standard area.  
 AREA LOWER LIMIT = -50% of internal standard area.  
 RT UPPER LIMIT = +0.17 minutes of internal standard RT  
 RT LOWER LIMIT = -0.17 minutes of internal standard RT

# Column used to flag values outside QC limits with an asterisk.  
 \* Values outside of QC limits.

8A  
INTERNAL STANDARD AREA AND RT SUMMARY

Lab Name: APPL Inc. Contract: \_\_\_\_\_  
 Lab Code: \_\_\_\_\_ SDG No.: \_\_\_\_\_  
 Lab File ID (Standard): 1019K008.D Date Analyzed: 10/19/21  
 Instrument ID: KYLO Time Analyzed: 16:09  
 GC Column: \_\_\_\_\_ ID: \_\_\_\_\_ Heated Purge: (Y/N) \_\_\_\_\_

		Chrysene-D12(IS)		Perylene-D12(IS)			
		AREA #	RT #	AREA #	RT #	AREA #	RT #
	12 HOUR STD	10648	10.62	9592	12.83		
	UPPER LIMIT	21296	10.79	19184	13.00		
	LOWER LIMIT	5324	10.45	4796	12.66		
	SAMPLE NO.						
01	BA46103W07 1/950	12180	10.55	11355	12.71		
02	BA46105W07 1/1050	12769	10.54	11881	12.71		
03	BA46107W07 1/1030	12335	10.54	11613	12.71		
04	BA46109W08 1/1000	12174	10.54	11037	12.71		
05							
06							
07							
08							
09							
10							
11							
12							
13							
14							
15							
16							
17							
18							
19							
20							
21							
22							

AREA UPPER LIMIT = +100% of internal standard area.  
 AREA LOWER LIMIT = -50% of internal standard area.  
 RT UPPER LIMIT = +0.17 minutes of internal standard RT  
 RT LOWER LIMIT = -0.17 minutes of internal standard RT

# Column used to flag values outside QC limits with an asterisk.  
 \* Values outside of QC limits.

# EPA 8260B

Form 2 & 8

## Surrogate Recovery

Lab Name: APPL, Inc.

SDG No: 98214

Case No: 98214

Date Analyzed: 11/15/2021

Matrix: WATER

Instrument: Max

APPL ID.	Client Sample No.	SURROGATE: 1,2-DICHLOROETHANE-D4 (S)			SURROGATE: 4-BROMOFLUOROBENZENE (S)		
		Limits	Result	Qualifier	Limits	Result	Qualifier
AM211115-LCS	Lab Control Spike	81-118	98.8		85-114	97.6	
AM211115-LCSD	Lab Control SpikeD	81-118	98.0		85-114	99.6	
AM211115-BLK	Blank	81-118	97.8		85-114	99.3	
BA46102	ERH1891	81-118	102		85-114	101	
BA46103	ERH1892	81-118	102		85-114	98.7	
BA46104	ERH1894	81-118	104		85-114	101	
BA46105	ERH1895	81-118	102		85-114	99.4	
BA46106	ERH1897	81-118	103		85-114	99.2	
BA46107	ERH1898	81-118	104		85-114	99.6	
BA46108	ERH1900	81-118	105		85-114	102	
BA46109	ERH1901	81-118	104		85-114	98.3	

Comments: Batch: #86BTO-AM211115

Printed: 11/22/2021 2:15:01 PM  
Form 2 & 8, Surrogate Recovery Summary

# EPA 8260B

Form 2 & 8

## Surrogate Recovery

Lab Name: APPL, Inc.

SDG No: 98214

Case No: 98214

Date Analyzed: 11/15/2021

Matrix: WATER

Instrument: Max

APPL ID.	Client Sample No.	SURROGATE: DIBROMOFLUOROMETHANE (S)			SURROGATE: TOLUENE-D8 (S)		
		Limits	Result	Qualifier	Limits	Result	Qualifier
AM211115-LCS	Lab Control Spike	80-119	99.2		89-112	97.6	
AM211115-LCSD	Lab Control SpikeD	80-119	99.2		89-112	99.2	
AM211115-BLK	Blank	80-119	102		89-112	97.7	
BA46102	ERH1891	80-119	103		89-112	97.5	
BA46103	ERH1892	80-119	104		89-112	98.7	
BA46104	ERH1894	80-119	107		89-112	97.3	
BA46105	ERH1895	80-119	106		89-112	96.9	
BA46106	ERH1897	80-119	107		89-112	97.2	
BA46107	ERH1898	80-119	108		89-112	101	
BA46108	ERH1900	80-119	108		89-112	99.6	
BA46109	ERH1901	80-119	108		89-112	97.8	

Comments: Batch: #86BTO-AM211115

Printed: 11/22/2021 2:15:01 PM  
Form 2 & 8, Surrogate Recovery Summary

# EPA 8260B

Form 4

## Blank Summary

Lab Name: APPL, Inc.

SDG No: 98214

Case No: 98214

Date Analyzed: 11/15/2021

Matrix: WATER

Instrument: Max

Blank ID: AM211115-BLK

Time Analyzed: 1150

<b>APPL ID.</b>	<b>Client Sample No.</b>	<b>File ID.</b>	<b>Date Analyzed</b>
AM211115-LCS	Lab Control Spike	1115M03	11/15/2021 0928
AM211115-LCSD	Lab Control Spiked	1115M04	11/15/2021 0957
AM211115-BLK	Blank	1115M08	11/15/2021 1150
BA46102	ERH1891	1115M15	11/15/2021 1509
BA46103	ERH1892	1115M16	11/15/2021 1537
BA46104	ERH1894	1115M17	11/15/2021 1605
BA46105	ERH1895	1115M18	11/15/2021 1634
BA46106	ERH1897	1115M19	11/15/2021 1702
BA46107	ERH1898	1115M20	11/15/2021 1731
BA46108	ERH1900	1115M21	11/15/2021 1759
BA46109	ERH1901	1115M22	11/15/2021 1827

Comments: Batch: #86BTO-AM211115

Printed: 11/22/2021 2:14:29 PM  
Form 4, Blank Summary

**Method Blank**  
**EPA 8260B BTEX WATER**

Blank Name/QCG: **AM2111W-46000 - 270528**  
Batch ID: #86BTO-AM211115

APPL Inc.  
908 North Temperance Avenue  
Clovis, CA 93611

Sample Type	Analyte	Result	LOQ	LOD	DL	Units	Extraction Date	Analysis Date
BLANK	BENZENE	0.30 U	1.0	0.30	0.15	ug/L	11/15/2021	11/15/2021
BLANK	ETHYLBENZENE	0.50 U	1.0	0.50	0.23	ug/L	11/15/2021	11/15/2021
BLANK	TOLUENE	0.30 U	1.0	0.30	0.15	ug/L	11/15/2021	11/15/2021
BLANK	XYLENES (TOTAL)	0.30 U	2.0	0.30	0.15	ug/L	11/15/2021	11/15/2021
BLANK	SURROGATE: 1,2-DICHLOROET	97.8	81-118			%	11/15/2021	11/15/2021
BLANK	SURROGATE: 4-BROMOFLUORO	99.3	85-114			%	11/15/2021	11/15/2021
BLANK	SURROGATE: DIBROMOFLUOR	102	80-119			%	11/15/2021	11/15/2021
BLANK	SURROGATE: TOLUENE-D8 (S)	97.7	89-112			%	11/15/2021	11/15/2021

Quant Method:M1111W.M  
Run #:1115M08  
Instrument:Max  
Sequence:211111  
Initials: PAN

GC SC-Blank-REG MDLs-DOD  
Printed: 11/22/2021 2:16:08 PM

# EPA 8260B

Form 4

## LCS Summary

Lab Name: APPL, Inc.

SDG No: 98214

Case No: 98214

Date Analyzed: 11/15/2021

Matrix: WATER

Instrument: Max

LCS ID: AM211115-LCS

Time Analyzed: 0928

<b>APPL ID.</b>	<b>Client Sample No.</b>	<b>File ID.</b>	<b>Date Analyzed</b>
AM211115-LCS	Lab Control Spike	1115M03	11/15/2021 0928
AM211115-LCSD	Lab Control Spiked	1115M04	11/15/2021 0957
AM211115-BLK	Blank	1115M08	11/15/2021 1150
BA46102	ERH1891	1115M15	11/15/2021 1509
BA46103	ERH1892	1115M16	11/15/2021 1537
BA46104	ERH1894	1115M17	11/15/2021 1605
BA46105	ERH1895	1115M18	11/15/2021 1634
BA46106	ERH1897	1115M19	11/15/2021 1702
BA46107	ERH1898	1115M20	11/15/2021 1731
BA46108	ERH1900	1115M21	11/15/2021 1759
BA46109	ERH1901	1115M22	11/15/2021 1827

Comments: Batch: #86BTO-AM211115

Printed: 11/22/2021 2:13:48 PM  
Form 4, LCS Summary



## Laboratory Control Spike Recoveries

### EPA 8260B BTEX WATER

APPL ID: 211115W-46000 LCS - 270528

Batch ID: #86BTO-AM211115

APPL Inc.

908 North Temperance Avenue

Clovis, CA 93611

Compound Name	Spike Lvl ug/L	SPK Result ug/L	DUP Result ug/L	SPK % Recovery	DUP % Recovery	Recovery Limits	RPD %	RPD Limits
BENZENE	10.00	10.4	9.64	104	96.4	79-120	7.6	20
ETHYLBENZENE	10.00	10.7	10.4	107	104	79-121	2.8	20
TOLUENE	10.00	10.3	9.37	103	93.7	80-121	9.5	20
XYLENES (TOTAL)	30.0	31.1	29.9	104	99.7	79-121	3.9	20
-----								
SURROGATE: 1,2-DICHLOROETHANE-D	25.0	24.7	24.5	98.8	98.0	81-118		
SURROGATE: 4-BROMOFLUOROBENZE	25.0	24.4	24.9	97.6	99.6	85-114		
SURROGATE: DIBROMOFLUOROMETH	25.0	24.8	24.8	99.2	99.2	80-119		
SURROGATE: TOLUENE-D8 (S)	25.0	24.4	24.8	97.6	99.2	89-112		
-----								

Comments: \_\_\_\_\_

<u>Primary</u>	<u>SPK</u>	<u>DUP</u>
Quant Method :	M1111W.M	M1111W.M
Extraction Date :	11/15/2021	11/15/2021
Analysis Date :	11/15/2021	11/15/2021
Instrument :	Max	Max
Run :	1115M03	1115M04
Initials :	PAN	

Form 5  
Tune Summary

Lab Name: APPL Inc.  
Case No: \_\_\_\_\_  
Matrix: Water  
ID: 1111M21.D

SDG No: \_\_\_\_\_  
Date Analyzed: 11/11/2021  
Instrument: Max  
Time Analyzed: 18:10

Client Sample No.	APPL ID.	File ID.	Date Analyzed
1	0.3ug/L VOC STD 11/1	1111M22.D	11/11/2021 18:38
2	0.5ug/L VOC STD 11/1	1111M23.D	11/11/2021 19:07
3	1ug/L VOC STD 11/11/	1111M24.D	11/11/2021 19:35
4	2ug/L VOC STD 11/11/	1111M25.D	11/11/2021 20:03
5	5ug/L VOC STD 11/11/	1111M26.D	11/11/2021 20:32
6	10ug/L VOC STD 11/11	1111M27.D	11/11/2021 21:00
7	20ug/L VOC STD 11/11	1111M28.D	11/11/2021 21:28
8	40ug/L VOC STD 11/11	1111M29.D	11/11/2021 21:57
9	100ug/L VOC STD 11/1	1111M30.D	11/11/2021 22:25
10	(SS) 10ug/L VOC STD	1111M32.D	11/11/2021 23:22
11			
12			
13			
14			
15			
16			
17			
18			
19			
20			
21			
22			

m/e

50 15 - 40% of mass 95	<u>20.6</u>
75 30 - 60.04% of mass 95	<u>56.9</u>
95 100 - 200% of mass 95	<u>100.0</u>
96 5 - 9% of mass 95	<u>6.4</u>
173 0 - 2% of mass 174	<u>0.0</u>
174 50 - 200% of mass 95	<u>123.3</u>
175 5 - 9.02% of mass 174	<u>8.8</u>
176 95 - 101% of mass 174	<u>100.5</u>
177 5 - 9% of mass 176	<u>7.0</u>

8A  
INTERNAL STANDARD AREA AND RT SUMMARY

Lab Name: APPL Inc. Contract: \_\_\_\_\_  
 Lab Code: \_\_\_\_\_ SDG No.: \_\_\_\_\_  
 Lab File ID (Standard): 1111M27.D Date Analyzed: 11/11/21  
 Instrument ID: Max Time Analyzed: 21:00  
 GC Column: \_\_\_\_\_ ID: \_\_\_\_\_ Heated Purge: (Y/N) \_\_\_\_\_

	Fluorobenzene (IS)		Chlorobenzene-D5 (IS)		1,4-Dichlorobenzene-D (IS)	
	AREA #	RT #	AREA #	RT #	AREA #	RT #
12 HOUR STD	400946	6.37	356817	9.53	231463	11.85
UPPER LIMIT	801892	6.54	713634	9.70	462926	12.02
LOWER LIMIT	200473	6.20	178409	9.36	115732	11.68
SAMPLE NO.						
01 0.3ug/L VOC STD 11/11/21	412529	6.37	369810	9.53	213533	11.85
02 0.5ug/L VOC STD 11/11/21	412615	6.37	365084	9.53	207406	11.85
03 1ug/L VOC STD 11/11/21	406373	6.37	352913	9.53	215896	11.85
04 2ug/L VOC STD 11/11/21	404400	6.37	350989	9.53	214879	11.85
05 5ug/L VOC STD 11/11/21	411540	6.37	360431	9.53	229293	11.85
06 10ug/L VOC STD 11/11/21	400946	6.37	356817	9.53	231463	11.85
07 20ug/L VOC STD 11/11/21	404029	6.37	358338	9.53	243425	11.85
08 40ug/L VOC STD 11/11/21	410532	6.37	372777	9.53	245394	11.84
09 100ug/L VOC STD 11/11/21	401409	6.37	366234	9.53	257008	11.84
10 (SS) 10ug/L VOC STD 11/11/21	431765	6.37	384615	9.52	244603	11.84
11						
12						
13						
14						
15						
16						
17						
18						
19						
20						
21						
22						

AREA UPPER LIMIT = +100% of internal standard area.  
 AREA LOWER LIMIT = -50% of internal standard area.  
 RT UPPER LIMIT = +0.17 minutes of internal standard RT  
 RT LOWER LIMIT = -0.17 minutes of internal standard RT

# Column used to flag values outside QC limits with an asterisk.  
 \* Values outside of QC limits.

Form 5  
Tune Summary

Lab Name: APPL Inc.  
 Case No: 98214  
 Matrix: Water  
 ID: 1115M01.D

SDG No: 98214  
 Date Analyzed: 11/15/2021  
 Instrument: Max  
 Time Analyzed: 8:32

	Client Sample No.	APPL ID.	File ID.	Date Analyzed
1	Lab Control Spike	211115A CCV/LCS 10ug	1115M03.D	11/15/2021 9:28
2	Lab Control SpikeD	211115A LCSD 10ug/L	1115M04.D	11/15/2021 9:57
3	Blank	211115A BLK	1115M08.D	11/15/2021 11:50
4	ERH1891	BA46102W01	1115M15.D	11/15/2021 15:09
5	ERH1892	BA46103W01	1115M16.D	11/15/2021 15:37
6	ERH1894	BA46104W01	1115M17.D	11/15/2021 16:05
7	ERH1895	BA46105W01	1115M18.D	11/15/2021 16:34
8	ERH1897	BA46106W01	1115M19.D	11/15/2021 17:02
9	ERH1898	BA46107W01	1115M20.D	11/15/2021 17:31
10	ERH1900	BA46108W01	1115M21.D	11/15/2021 17:59
11	ERH1901	BA46109W01	1115M22.D	11/15/2021 18:27
12		Ending CCV 10ug/L 11	1115M25.D	11/15/2021 19:52
13				
14				
15				
16				
17				
18				
19				
20				
21				
22				

m/e

50 15 - 40% of mass 95	<u>19.0</u>
75 30 - 60.04% of mass 95	<u>59.5</u>
95 100 - 200% of mass 95	<u>100.0</u>
96 5 - 9% of mass 95	<u>6.7</u>
173 0 - 2% of mass 174	<u>0.0</u>
174 50 - 200% of mass 95	<u>126.9</u>
175 5 - 9.02% of mass 174	<u>7.8</u>
176 95 - 101% of mass 174	<u>100.5</u>
177 5 - 9% of mass 176	<u>6.9</u>

8A  
INTERNAL STANDARD AREA AND RT SUMMARY

Lab Name: APPL Inc. Contract: \_\_\_\_\_  
 Lab Code: \_\_\_\_\_ SDG No.: \_\_\_\_\_  
 Lab File ID (Standard): 1115M03.D Date Analyzed: 11/15/21  
 Instrument ID: Max Time Analyzed: 9:28  
 GC Column: \_\_\_\_\_ ID: \_\_\_\_\_ Heated Purge: (Y/N) \_\_\_\_\_

	Fluorobenzene (IS)		Chlorobenzene-D5 (IS)		1,4-Dichlorobenzene-D (IS)		
	AREA #	RT #	AREA #	RT #	AREA #	RT #	
12 HOUR STD	414024	6.38	371836	9.53	236811	11.85	
UPPER LIMIT	828048	6.55	743672	9.70	473622	12.02	
LOWER LIMIT	207012	6.21	185918	9.36	118406	11.68	
SAMPLE NO.							
01	211115A CCV/LCS 10ug	414024	6.38	371836	9.53	236811	11.85
02	211115A LCSD 10ug/L	411326	6.38	355924	9.53	229762	11.85
03	211115A BLK	395694	6.38	350184	9.53	211146	11.85
04	BA46102W01	376176	6.38	333117	9.53	199357	11.85
05	BA46103W01	373283	6.38	331036	9.53	211729	11.85
06	BA46104W01	369755	6.38	330524	9.53	201996	11.85
07	BA46105W01	383423	6.38	345521	9.53	221390	11.85
08	BA46106W01	385705	6.38	341565	9.53	210656	11.85
09	BA46107W01	368321	6.38	328884	9.53	207861	11.85
10	BA46108W01	375191	6.38	326445	9.53	203619	11.85
11	BA46109W01	366920	6.38	336152	9.53	201363	11.85
12	Ending CCV 10ug/L 11/1	380344	6.37	342457	9.53	222128	11.85
13							
14							
15							
16							
17							
18							
19							
20							
21							
22							

AREA UPPER LIMIT = +100% of internal standard area.  
 AREA LOWER LIMIT = -50% of internal standard area.  
 RT UPPER LIMIT = +0.17 minutes of internal standard RT  
 RT LOWER LIMIT = -0.17 minutes of internal standard RT

# Column used to flag values outside QC limits with an asterisk.  
 \* Values outside of QC limits.

# EPA 8260B

Form 2 & 8

## Surrogate Recovery

Lab Name: APPL, Inc.

SDG No: 98214

Case No: 98214

Date Analyzed: 11/15/2021

Matrix: WATER

Instrument: Max

APPL ID.	Client Sample No.	SURROGATE: 4-BROMOFLUOROBENZENE (S)			Limits	Result	Qualifier
		Limits	Result	Qualifier			
211115AM-LCS	Lab Control Spike	85-114	98.0				
211115AM-LCSD	Lab Control SpikeD	85-114	97.6				
211115AM-BLK	Blank	85-114	98.4				
BA46102	ERH1891	85-114	100				
BA46103	ERH1892	85-114	97.7				
BA46104	ERH1894	85-114	100.0				
BA46105	ERH1895	85-114	98.4				
BA46106	ERH1897	85-114	98.2				
BA46107	ERH1898	85-114	98.7				
BA46108	ERH1900	85-114	101				
BA46109	ERH1901	85-114	97.3				

Comments: Batch: #GRO86-211115AM

Printed: 11/23/2021 8:45:40 AM  
Form 2 & 8, Surrogate Recovery Summary

# EPA 8260B

Form 4

## Blank Summary

Lab Name: APPL, Inc.

SDG No: 98214

Case No: 98214

Date Analyzed: 11/15/2021

Matrix: WATER

Instrument: Max

Blank ID: 211115AM-BLK

Time Analyzed: 1150

<b>APPL ID.</b>	<b>Client Sample No.</b>	<b>File ID.</b>	<b>Date Analyzed</b>
211115AM-LCS	Lab Control Spike	1115M06	11/15/2021 1053
211115AM-LCSD	Lab Control Spiked	1115M07	11/15/2021 1122
211115AM-BLK	Blank	1115M08	11/15/2021 1150
BA46102	ERH1891	1115M15	11/15/2021 1509
BA46103	ERH1892	1115M16	11/15/2021 1537
BA46104	ERH1894	1115M17	11/15/2021 1605
BA46105	ERH1895	1115M18	11/15/2021 1634
BA46106	ERH1897	1115M19	11/15/2021 1702
BA46107	ERH1898	1115M20	11/15/2021 1731
BA46108	ERH1900	1115M21	11/15/2021 1759
BA46109	ERH1901	1115M22	11/15/2021 1827

Comments: Batch: #GRO86-211115AM

Printed: 11/23/2021 8:45:17 AM  
Form 4, Blank Summary

**Method Blank**  
**EPA 8260B GRO WATER**

Blank Name/QCG: **211115W-46000 - 270843**  
Batch ID: #GRO86-211115AM

APPL Inc.  
908 North Temperance Avenue  
Clovis, CA 93611

Sample Type	Analyte	Result	LOQ	LOD	DL	Units	Extraction Date	Analysis Date
BLANK	GASOLINE RANGE ORGANICS	18.0 U	20	18.0	8.6	ug/L	11/15/2021	11/15/2021
BLANK	SURROGATE: 4-BROMOFLUORO	98.4	85-114			%	11/15/2021	11/15/2021

Quant Method:MGAS0825.M  
Run #:1115M08  
Instrument:Max  
Sequence:211111  
Initials: PAN

GC SC-Blank-REG MDLs-DOD  
Printed: 11/23/2021 8:47:05 AM



# EPA 8260B

Form 4

## LCS Summary

Lab Name: APPL, Inc.

SDG No: 98214

Case No: 98214

Date Analyzed: 11/15/2021

Matrix: WATER

Instrument: Max

LCS ID: 211115AM-LCS

Time Analyzed: 1053

<b>APPL ID.</b>	<b>Client Sample No.</b>	<b>File ID.</b>	<b>Date Analyzed</b>
211115AM-LCS	Lab Control Spike	1115M06	11/15/2021 1053
211115AM-LCSD	Lab Control Spiked	1115M07	11/15/2021 1122
211115AM-BLK	Blank	1115M08	11/15/2021 1150
BA46102	ERH1891	1115M15	11/15/2021 1509
BA46103	ERH1892	1115M16	11/15/2021 1537
BA46104	ERH1894	1115M17	11/15/2021 1605
BA46105	ERH1895	1115M18	11/15/2021 1634
BA46106	ERH1897	1115M19	11/15/2021 1702
BA46107	ERH1898	1115M20	11/15/2021 1731
BA46108	ERH1900	1115M21	11/15/2021 1759
BA46109	ERH1901	1115M22	11/15/2021 1827

Comments: Batch: #GRO86-211115AM

Printed: 11/23/2021 8:44:40 AM  
Form 4, LCS Summary

# Laboratory Control Spike Recoveries

## EPA 8260B GRO WATER

APPL ID: 211115W-46000 LCS - 270843

Batch ID: #GRO86-211115AM

APPL Inc.

908 North Temperance Avenue

Clovis, CA 93611

Compound Name	Spike Lvl ug/L	SPK Result ug/L	DUP Result ug/L	SPK % Recovery	DUP % Recovery	Recovery Limits	RPD %	RPD Limits
GASOLINE RANGE ORGANICS	300	327	332	109	111	78-122	1.5	20
SURROGATE: 4-BROMOFLUOROBENZE	25.0	24.5	24.4	98.0	97.6	85-114		

Comments: \_\_\_\_\_

<u>Primary</u>	<u>SPK</u>	<u>DUP</u>
Quant Method :	MGAS0825.M	MGAS0825.M
Extraction Date :	11/15/2021	11/15/2021
Analysis Date :	11/15/2021	11/15/2021
Instrument :	Max	Max
Run :	1115M06	1115M07
Initials :	PAN	

# **SW846 9060A**

Form 4

## **Blank Summary**

Lab Name: APPL, Inc.  
Case No: 98214  
Matrix: WATER  
Blank ID: 211119A-BLK

SDG No: 98214  
Date Analyzed: 11/19/2021  
Instrument: TICTOC  
Time Analyzed: 1308

<b>APPL ID.</b>	<b>Client Sample No.</b>	<b>File ID.</b>	<b>Date Analyzed</b>
211119A-LCS	Lab Control Spike	24	11/19/2021 1225
211119A-BLK	Blank	25	11/19/2021 1308
211119A-LCSD	Lab Control SpikeD	27	11/19/2021 2046
BA46103	ERH1892	35	11/20/2021 0219
BA46105	ERH1895	36	11/20/2021 0301
BA46107	ERH1898	37	11/20/2021 0342
BA46109	ERH1901	38	11/20/2021 0424

Comments: Batch: #TOCW5-211119A

# WETLAB BLANK

APPL Inc.  
908 North Temperance Avenue  
Clovis, CA 93611

Method	Analyte	Result	LOQ	LOD	DL	Units	Prep Date	Analysis Date	QC Group
SW846 90	TOTAL ORGANIC C	0.350 U	0.93	0.350	0.130	mg/L	11/19/21	11/19/21	#TOCW5-211119A-BA45998

# **SW846 9060A**

Form 4

## **LCS Summary**

Lab Name: APPL, Inc.  
Case No: 98214  
Matrix: WATER  
LCS ID: 211119A-LCS

SDG No: 98214  
Date Analyzed: 11/19/2021  
Instrument: TICTOC  
Time Analyzed: 1225

<b>APPL ID.</b>	<b>Client Sample No.</b>	<b>File ID.</b>	<b>Date Analyzed</b>
211119A-LCS	Lab Control Spike	24	11/19/2021 1225
211119A-BLK	Blank	25	11/19/2021 1308
211119A-LCSD	Lab Control SpikeD	27	11/19/2021 2046
BA46103	ERH1892	35	11/20/2021 0219
BA46105	ERH1895	36	11/20/2021 0301
BA46107	ERH1898	37	11/20/2021 0342
BA46109	ERH1901	38	11/20/2021 0424

Comments: Batch: #TOCW5-211119A

# Laboratory Control Spike Recoveries

## WETLAB

APPL Inc.  
 908 North Temperance Avenue  
 Clovis, CA 93611

Method	Compound Name	Spike Lvl mg/L	SPK Res mg/L	DUP Res mg/L	SPK % Recov	DUP % Recov	RPD	RPD Max	QC Limits	Extract Date-Spk	Analysis Date-Spk	Extract Date-Dup	Analysis Date-Dup	QC Group
SW846 90	TOTAL ORGANIC CARBO	5.00	4.32	4.28	86.4	85.6	0.93	20	80-120	11/19/21	11/19/21	11/19/21	11/19/21	#TOCW5-211119A-BA459

Comments: \_\_\_\_\_  
 \_\_\_\_\_  
 \_\_\_\_\_

**ORGANICS**  
**Calibration Data**

TPH Extractables  
DOC1028

Form 6  
Initial Calibration

Lab Name: APPL, Inc.

SDG No: \_\_\_\_\_

Case No: \_\_\_\_\_

Initial Cal. Date: 10/28/2021

Matrix: Water

Instrument: Apollo

Initials: KA

1028003.D    1028004.D    1028005.D    1028006.D    1028007.D    1028008.D    1028009.D

	Compound	1	2	3	4	5	6	7				Avg	%RSD	Type	r <sup>2</sup>	Q
1	HATM Diesel (C10-C24)	2983809	2406563	2517872	2418941	2337993	2387715	2563791				2516669	8.7	HATM		
2	HBTML Motor Oil (C24-C40)	5192328	3260715	2065863	1824592	1695984	1676117	1728658				2492037	53	HBTM	1.000	
3	SA Ortho-Terphenyl(S)	3637234	3178668	3119876	3035678	2926966	2905323	3088794				3127505	7.9	SA		
4	SA Octacosane(S)	2469203	2170507	2286410	2275552	2170413	2171254	2286658				2261428	4.8	SA		
5																
6																
7																
8																
9																
10																
11																
12																
13																
14																
15																
16																
17																
18																
19																
20																
21																
22																
23																
24																
25																
26																
27																
28																
29																
30																
31																
32																
33																
34																
35																

2.118919



Data File : G:\APOLLO\DATA\211028\1028003.D Vial: 3  
 Acq On : 10-28-21 9:19:03 Operator: KA  
 Sample : DMO STD 1 10/28/21 Inst : Apollo  
 Misc : water Multiplr: 1.00  
 IntFile : events.e  
 Quant Time: Oct 28 15:39 2021 Quant Results File: DOC1028.RES

Method : G:\APOLLO\DATA\211028\DOC1028.M (Chemstation Integrator)  
 Title : 8015 B&C  
 Last Update : Thu Oct 28 15:39:11 2021  
 Response via : Multiple Level Calibration

Volume Inj. : 2UL  
 Signal Phase : DB-5  
 Signal Info : FID02A



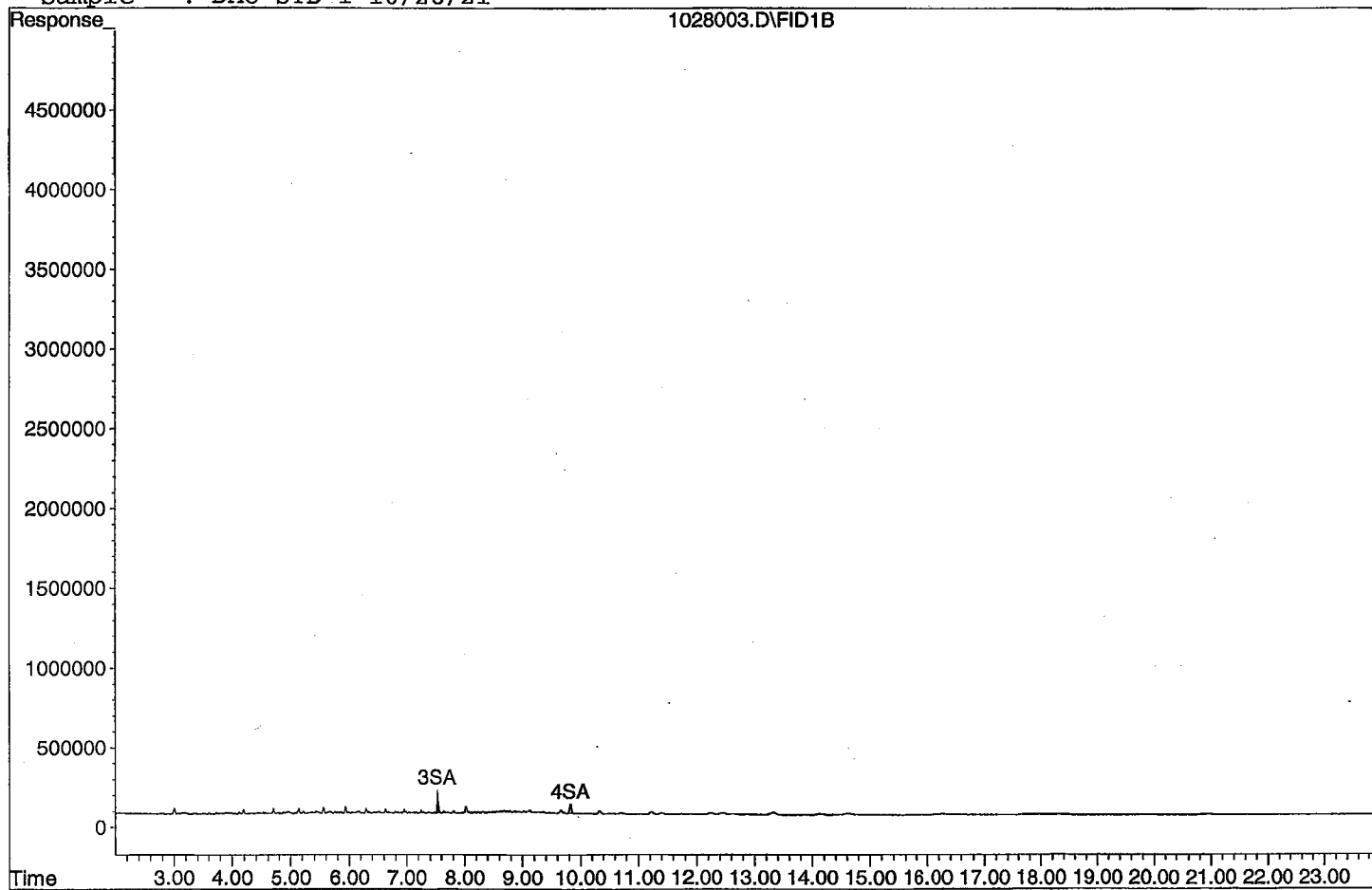
Compound	R.T.	Response	Conc Units
System Monitoring Compounds			
3) SA Ortho-Terphenyl(S)	7.53	1818617	0.291 ppb
Surrogate Spike 30.000		Recovery =	0.97%
4) SA Octacosane(S)	9.82	1234601	0.273 ppb
Surrogate Spike 30.000		Recovery =	0.91%
Target Compounds			
1) HATM Diesel (C10-C24)	6.49	29838086	5.928 ppb
2) HBTM Motor Oil (C24-C40)	14.96	51923283	5.234 ppb

Target Compounds

Quantitation Report

Data File: G:\APOLLO\DATA\211028\1028003.D

Sample : DMO STD 1 10/28/21



Data File : G:\APOLLO\DATA\211028\1028004.D Vial: 4  
 Acq On : 10-28-21 9:47:06 Operator: KA  
 Sample : DMO STD 2 10/28/21 Inst : Apollo  
 Misc : water Multiplr: 1.00  
 IntFile : events.e  
 Quant Time: Oct 28 15:39 2021 Quant Results File: DOC1028.RES

Method : G:\APOLLO\DATA\211028\DOC1028.M (Chemstation Integrator)  
 Title : 8015 B&C  
 Last Update : Thu Oct 28 15:39:11 2021  
 Response via : Multiple Level Calibration

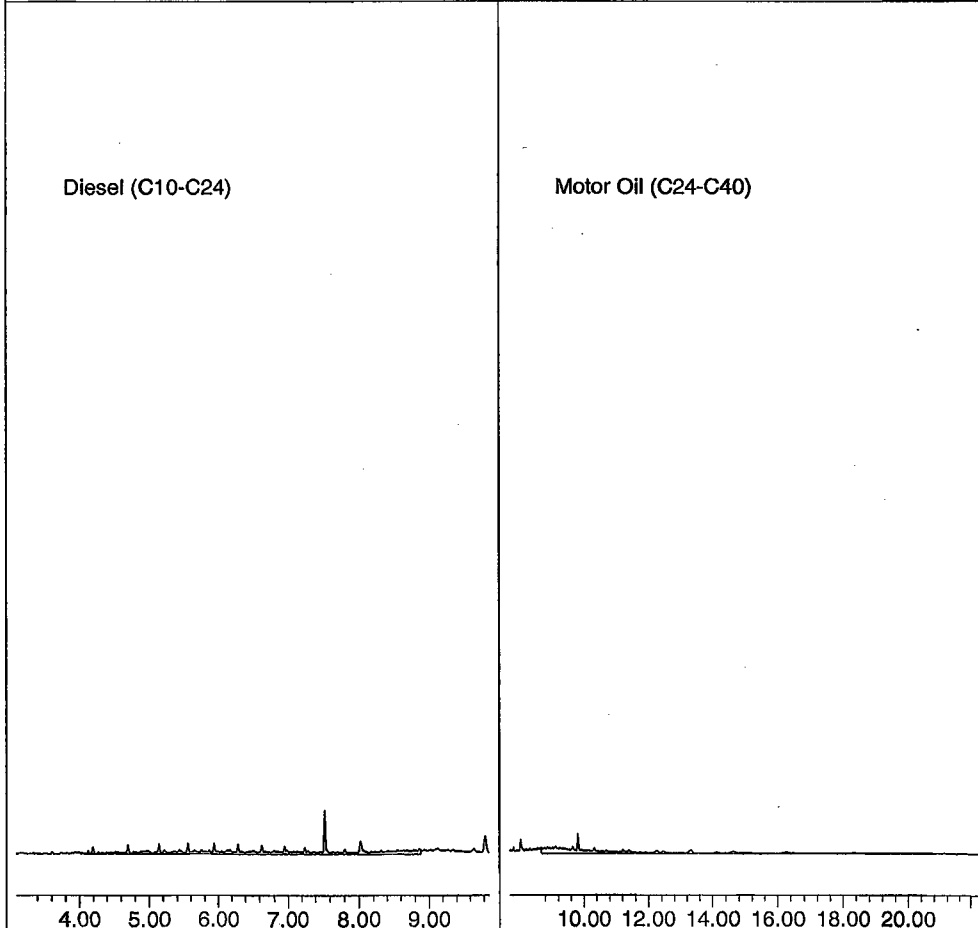
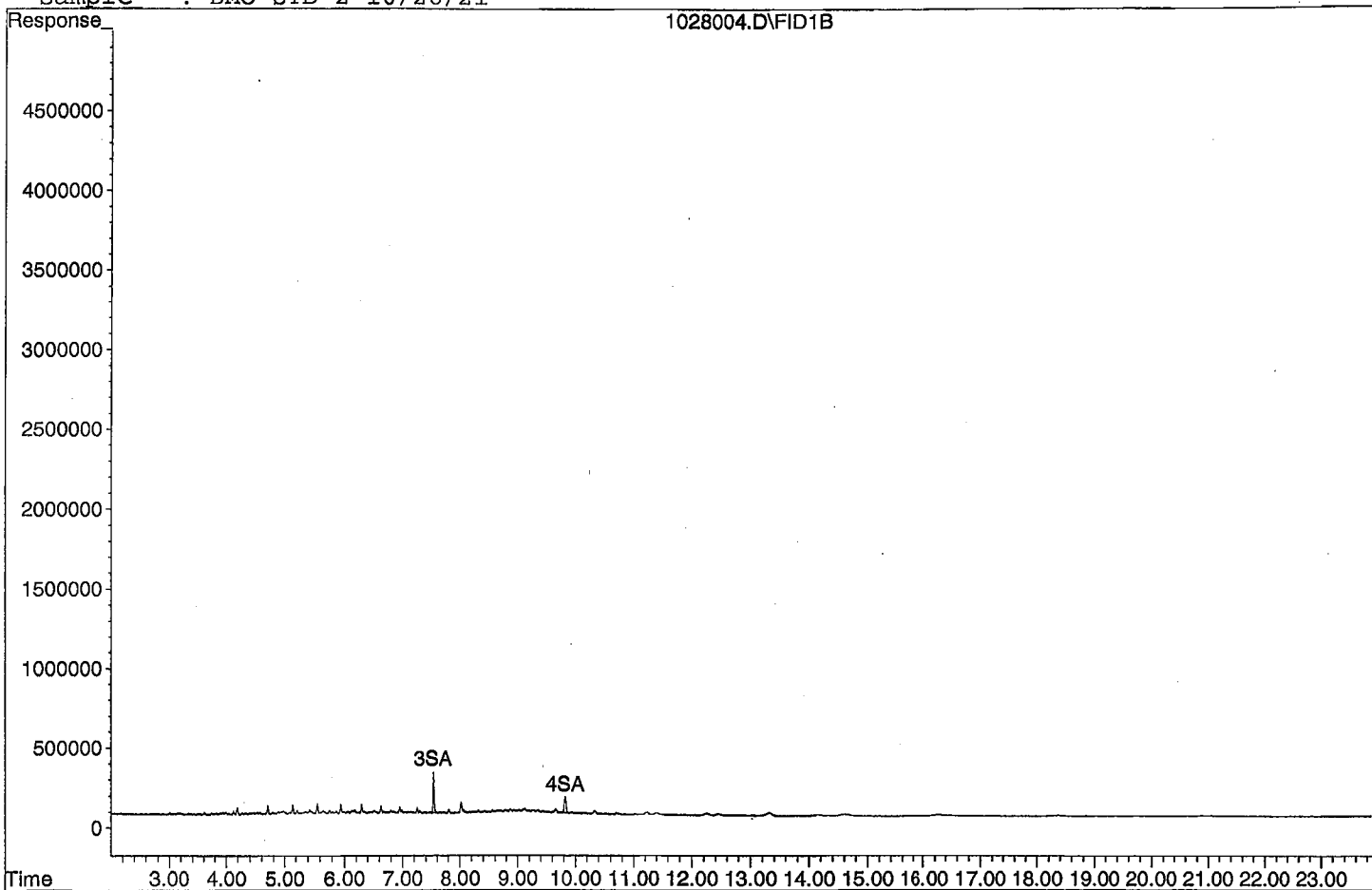
Volume Inj. : 2UL  
 Signal Phase : DB-5  
 Signal Info : FID02A

Compound	R.T.	Response	Conc Units
System Monitoring Compounds			
3) SA Ortho-Terphenyl(S)	7.53	3178668	0.508 ppb
Surrogate Spike 30.000		Recovery =	1.69%
4) SA Octacosane(S)	9.82	2170507	0.480 ppb
Surrogate Spike 30.000		Recovery =	1.60%
Target Compounds			
1) HATM Diesel (C10-C24)	6.49	48131263	9.562 ppb
2) HBTM Motor Oil (C24-C40)	14.96	65214303	9.152 ppb
Target Compounds			

Quantitation Report

Data File: G:\APOLLO\DATA\211028\1028004.D

Sample : DMO STD 2 10/28/21



Data File : G:\APOLLO\DATA\211028\1028005.D Vial: 5  
 Acq On : 10-28-21 10:15:13 Operator: KA  
 Sample : DMO STD 3 10/28/21 Inst : Apollo  
 Misc : water Multiplr: 1.00  
 IntFile : events.e  
 Quant Time: Oct 28 15:39 2021 Quant Results File: DOC1028.RES

Method : G:\APOLLO\DATA\211028\DOC1028.M (Chemstation Integrator)  
 Title : 8015 B&C  
 Last Update : Thu Oct 28 15:39:11 2021  
 Response via : Multiple Level Calibration

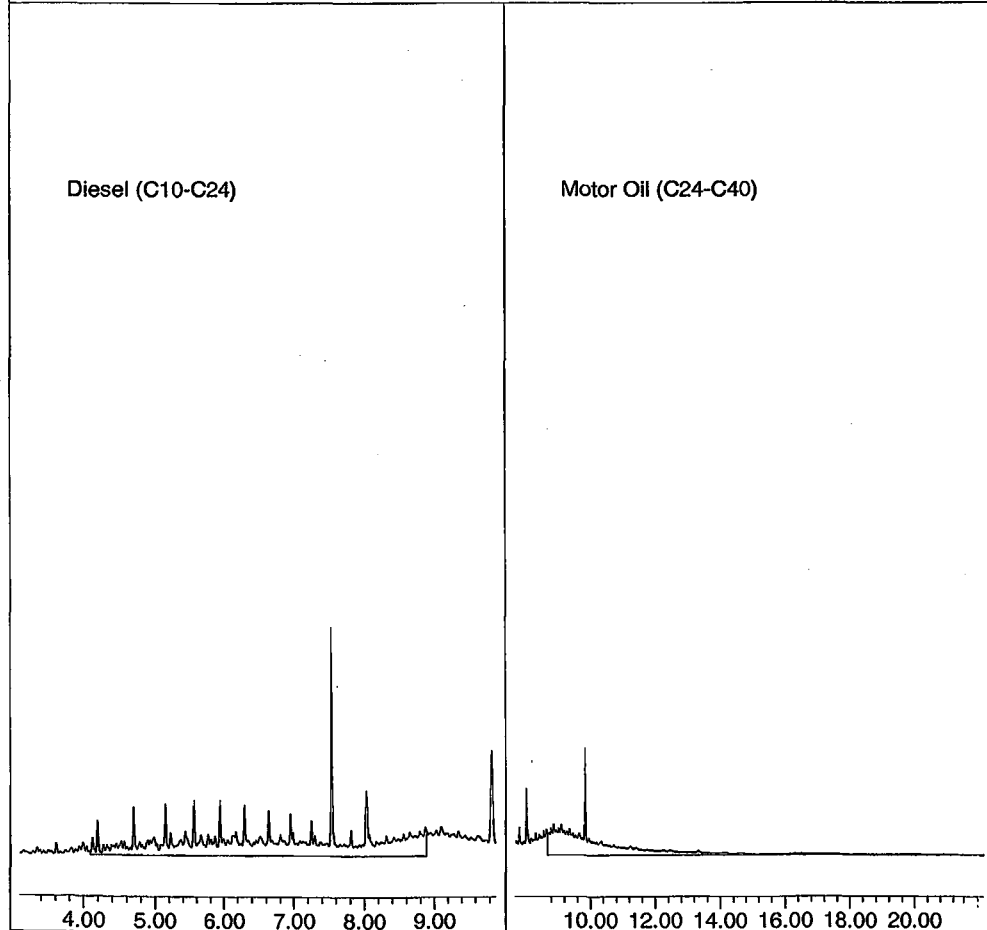
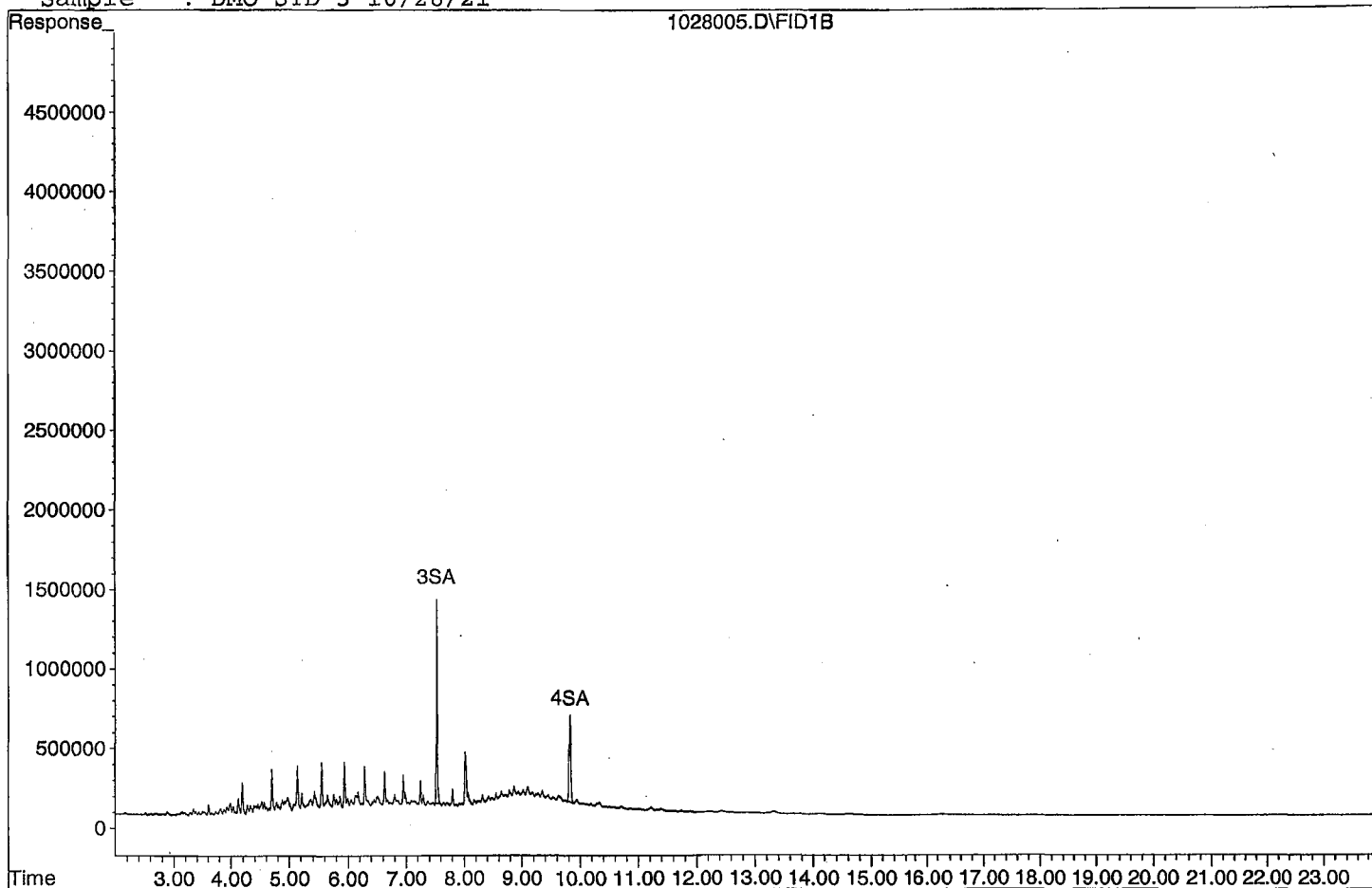
Volume Inj. : 2UL  
 Signal Phase : DB-5  
 Signal Info : FID02A

Compound	R.T.	Response	Conc Units
System Monitoring Compounds			
3) SA Ortho-Terphenyl(S)	7.53	15599382	2.494 ppb
Surrogate Spike 30.000		Recovery =	8.31%
4) SA Octacosane(S)	9.82	11432050	2.528 ppb
Surrogate Spike 30.000		Recovery =	8.43%
Target Compounds			
1) HATM Diesel (C10-C24)	6.49	251787231	50.024 ppb
2) HBTM Motor Oil (C24-C40)	14.96	206586322	50.832 ppb

Target Compounds

Quantitation Report

Data File: G:\APOLLO\DATA\211028\1028005.D  
Sample : DMO STD 3 10/28/21



Data File : G:\APOLLO\DATA\211028\1028006.D Vial: 6  
 Acq On : 10-28-21 10:43:31 Operator: KA  
 Sample : DMO STD 4 10/28/21 Inst : Apollo  
 Misc : water Multiplr: 1.00  
 IntFile : events.e  
 Quant Time: Oct 28 15:39 2021 Quant Results File: DOC1028.RES

Method : G:\APOLLO\DATA\211028\DOC1028.M (Chemstation Integrator)  
 Title : 8015 B&C  
 Last Update : Thu Oct 28 15:39:11 2021  
 Response via : Multiple Level Calibration

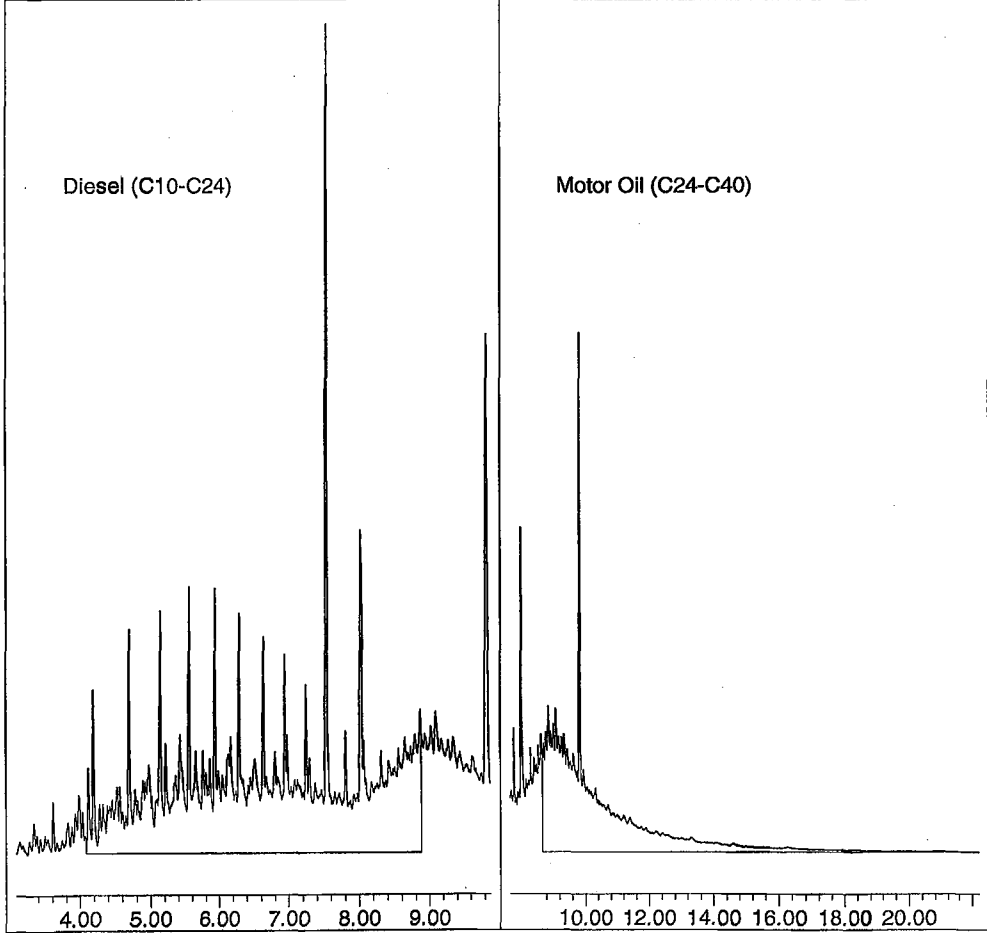
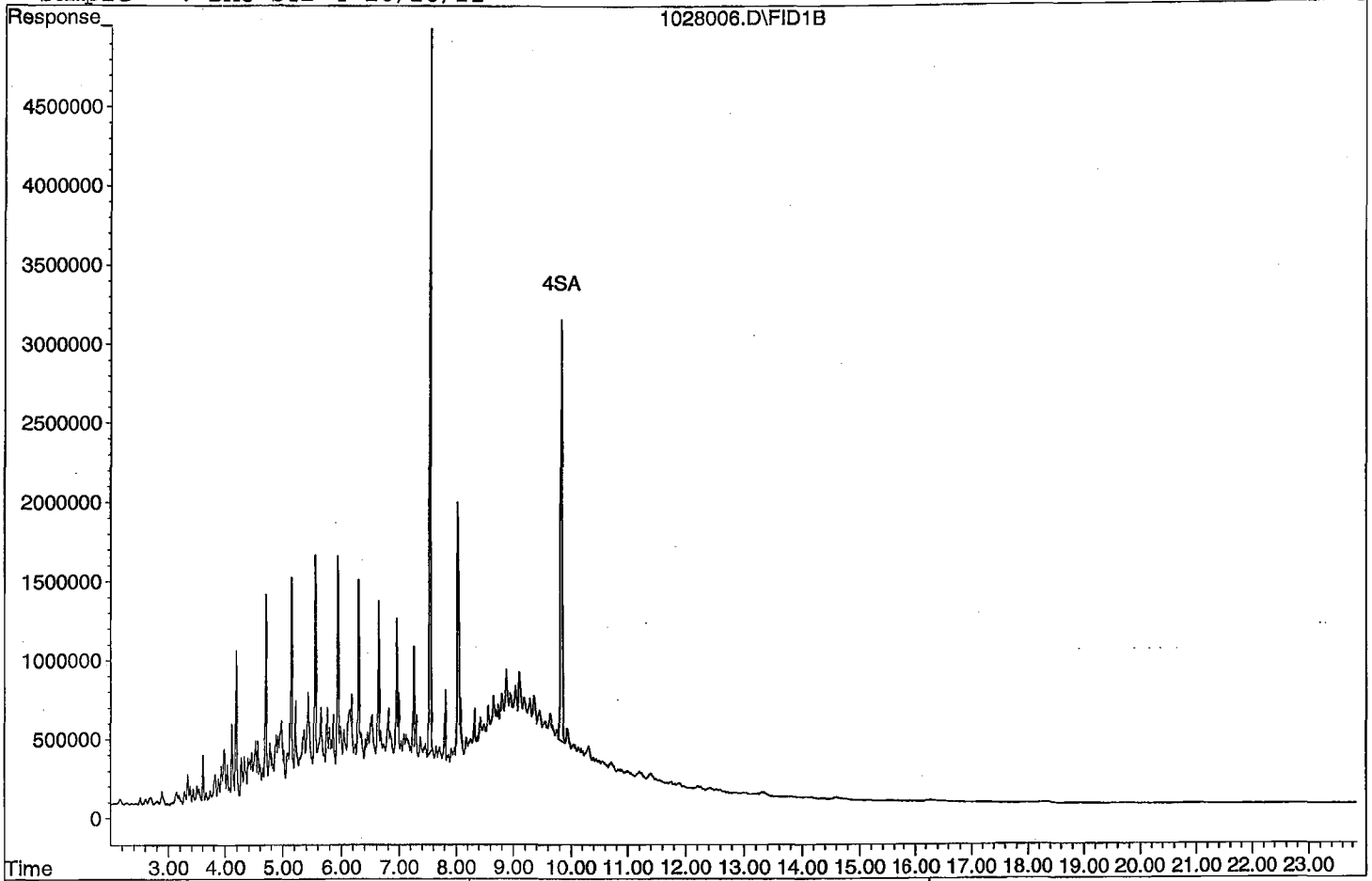
Volume Inj. : 2UL  
 Signal Phase : DB-5  
 Signal Info : FID02A

Compound	R.T.	Response	Conc Units
System Monitoring Compounds			
3) SA Ortho-Terphenyl(S)	7.53	75891940	12.133 ppb
Surrogate Spike 30.000		Recovery =	40.44%
4) SA Octacosane(S)	9.82	56888797	12.578 ppb
Surrogate Spike 30.000		Recovery =	41.93%
Target Compounds			
1) HATM Diesel (C10-C24)	6.49	1209470396	240.292 ppb
2) HBTM Motor Oil (C24-C40)	14.96	912296132	258.892 ppb
Target Compounds			

Quantitation Report

Data File: G:\APOLLO\DATA\211028\1028006.D

Sample : DMO STD 4 10/28/21





Data File : G:\APOLLO\DATA\211028\1028007.D Vial: 7  
 Acq On : 10-28-21 11:11:42 Operator: KA  
 Sample : DMO STD 5 10/28/21 Inst : Apollo  
 Misc : water Multiplr: 1.00  
 IntFile : events.e  
 Quant Time: Oct 28 15:39 2021 Quant Results File: DOC1028.RES

Method : G:\APOLLO\DATA\211028\DOC1028.M (Chemstation Integrator)  
 Title : 8015 B&C  
 Last Update : Thu Oct 28 15:39:11 2021  
 Response via : Multiple Level Calibration

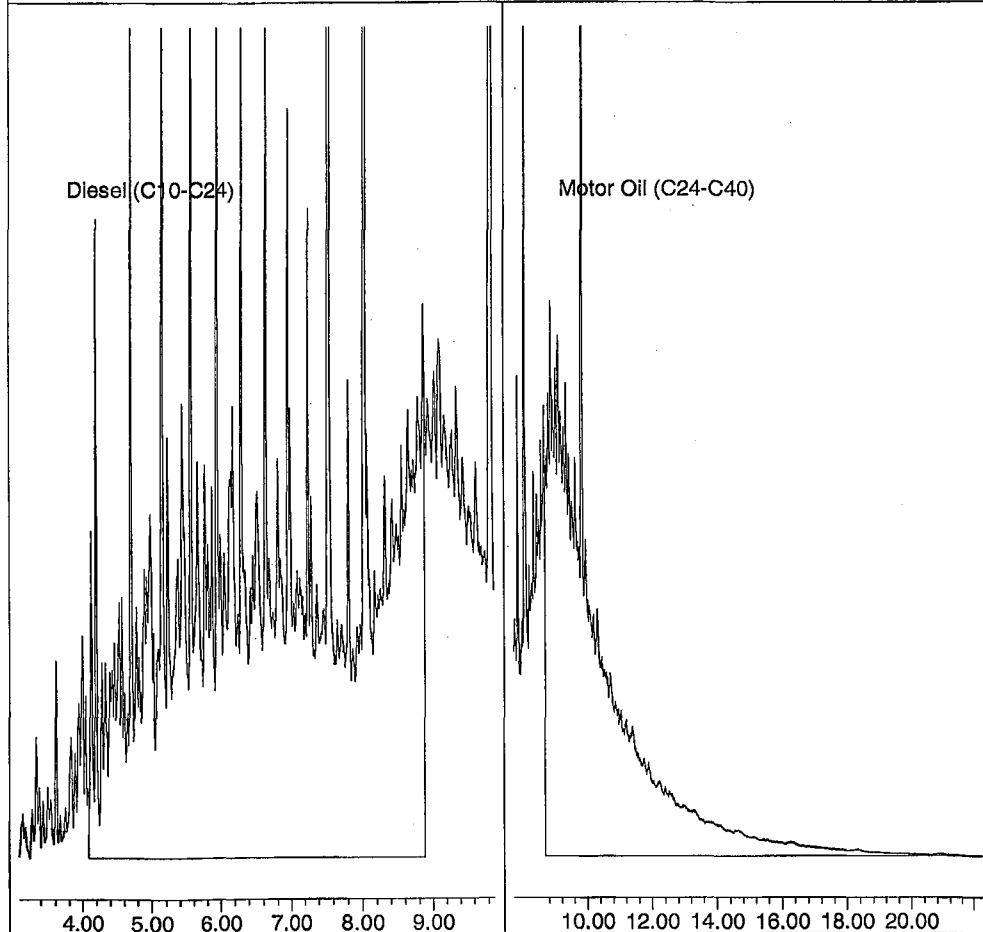
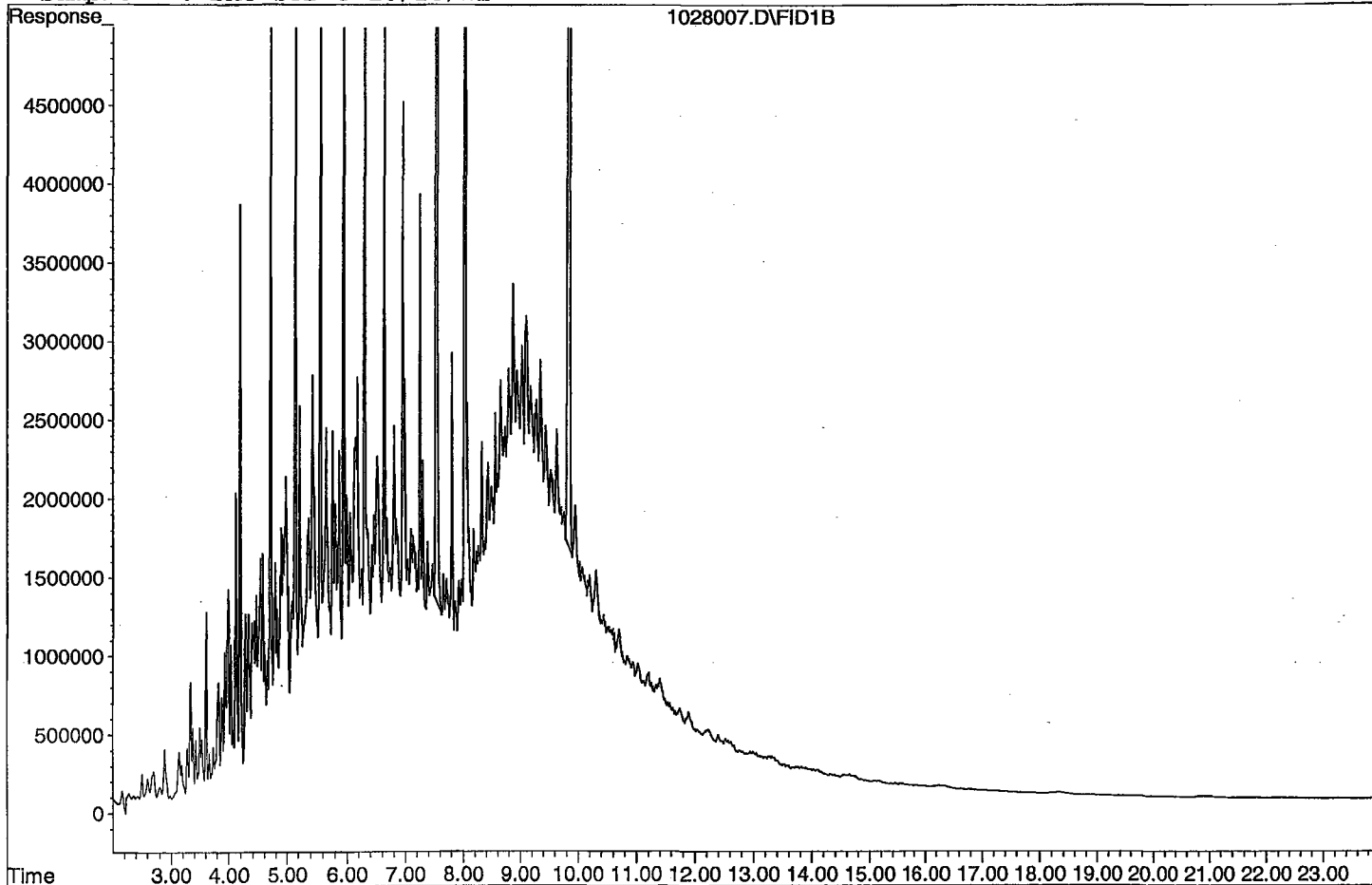
Volume Inj. : 2UL  
 Signal Phase : DB-5  
 Signal Info : FID02A

Compound	R.T.	Response	Conc Units
System Monitoring Compounds			
3) SA Ortho-Terphenyl(S)	7.54	292696553	46.794 ppb
Surrogate Spike 30.000		Recovery =	155.98%
4) SA Octacosane(S)	9.83	217041298	47.988 ppb
Surrogate Spike 30.000		Recovery =	159.96%
Target Compounds			
1) HATM Diesel (C10-C24)	6.49	4675985227	929.003 ppb
2) HBTM Motor Oil (C24-C40)	14.96	3391967397	989.959 ppb
Target Compounds			

Quantitation Report

Data File: G:\APOLLO\DATA\211028\1028007.D

Sample : DMO STD 5 10/28/21



Data File : G:\APOLLO\DATA\211028\1028008.D Vial: 8  
 Acq On : 10-28-21 11:39:55 Operator: KA  
 Sample : DMO STD 6 10/28/21 Inst : Apollo  
 Misc : water Multiplr: 1.00  
 IntFile : events.e  
 Quant Time: Oct 28 15:39 2021 Quant Results File: DOC1028.RES

Method : G:\APOLLO\DATA\211028\DOC1028.M (Chemstation Integrator)  
 Title : 8015 B&C  
 Last Update : Thu Oct 28 15:39:11 2021  
 Response via : Multiple Level Calibration

Volume Inj. : 2UL  
 Signal Phase : DB-5  
 Signal Info : FID02A

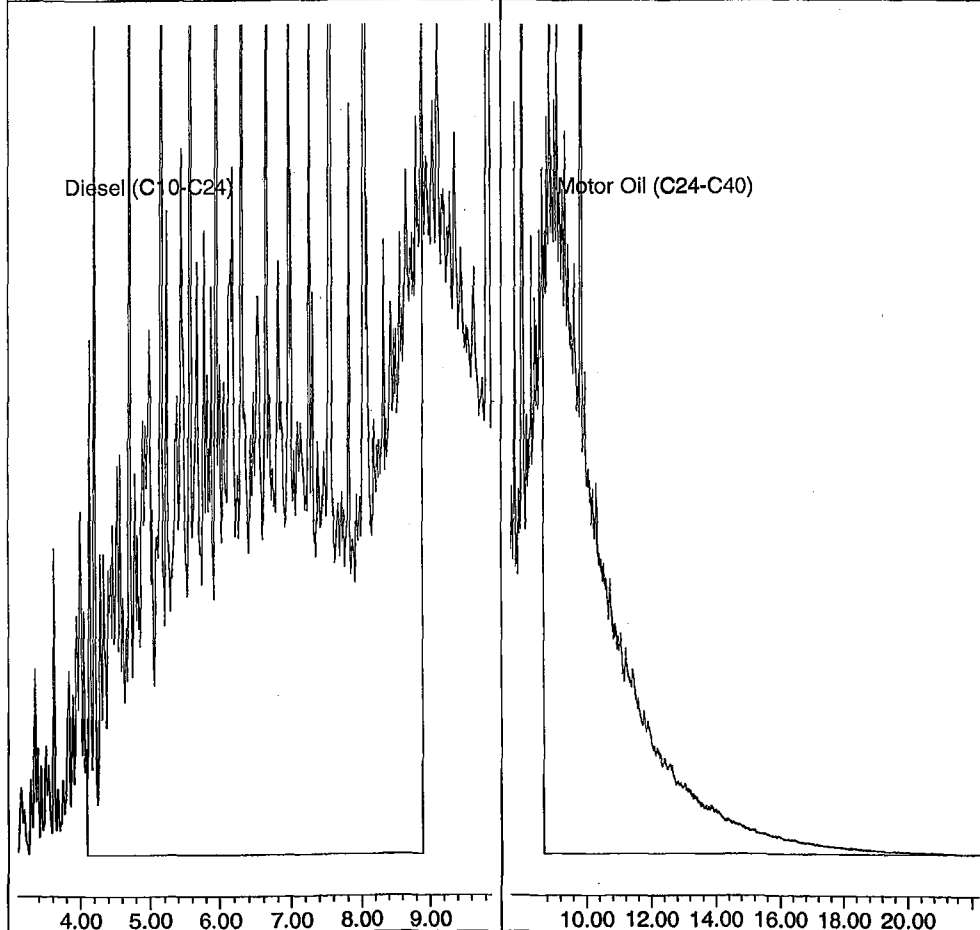
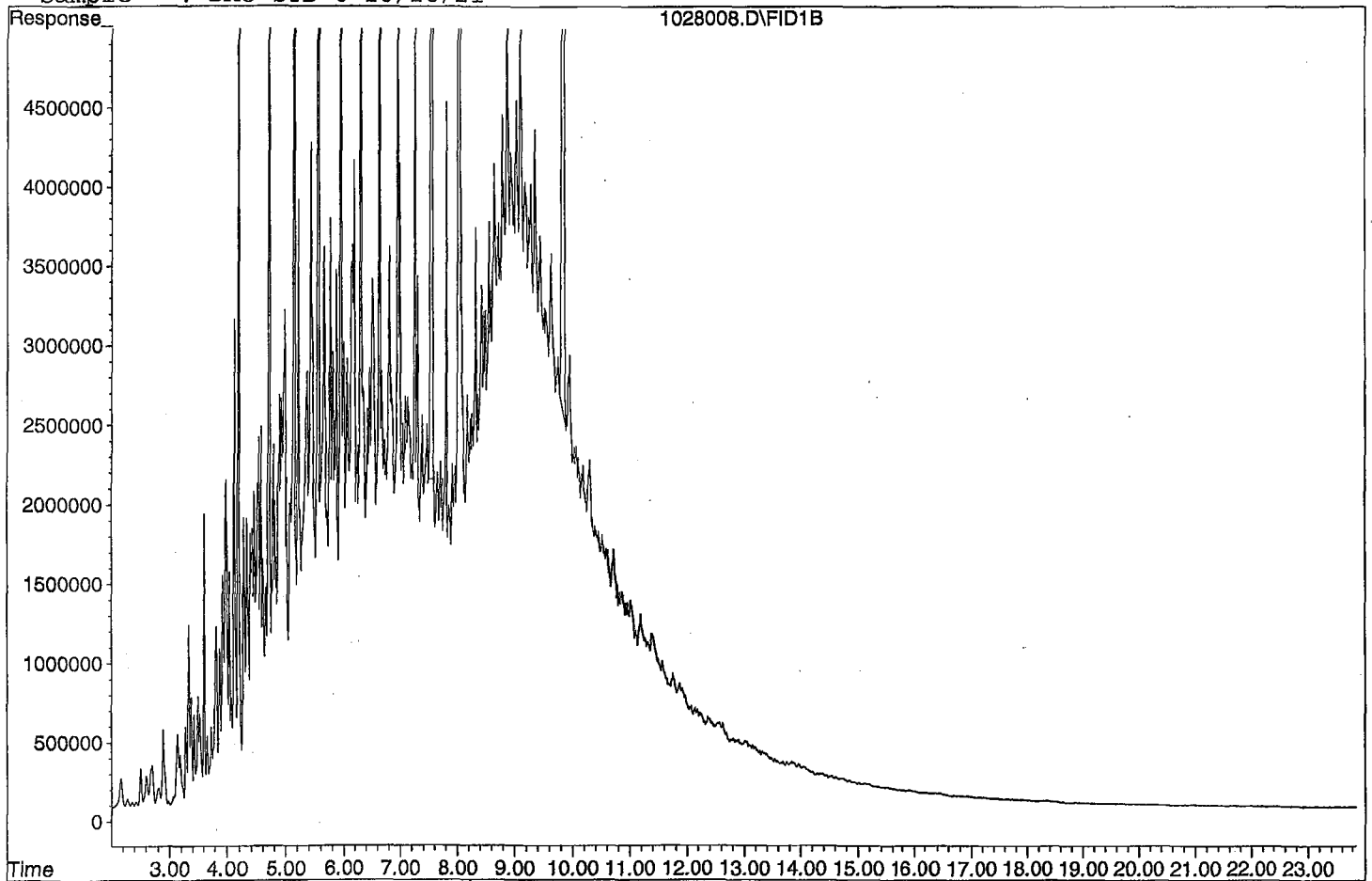
Compound	R.T.	Response	Conc Units
System Monitoring Compounds			
3) SA Ortho-Terphenyl(S)	7.54	435798382	69.672 ppb
Surrogate Spike 30.000		Recovery =	232.24%
4) SA Octacosane(S)	9.84	325688048	72.009 ppb
Surrogate Spike 30.000		Recovery =	240.03%
Target Compounds			
1) HATM Diesel (C10-C24)	6.49	7163144090	1423.140 ppb
2) HBTM Motor Oil (C24-C40)	14.96	5028351305	1472.405 ppb

Target Compounds

Quantitation Report

Data File: G:\APOLLO\DATA\211028\1028008.D

Sample : DMO STD 6 10/28/21



Data File : G:\APOLLO\DATA\211028\1028009.D Vial: 9  
 Acq On : 10-28-21 12:08:10 Operator: KA  
 Sample : DMO STD 7 10/28/21 Inst : Apollo  
 Misc : water Multiplr: 1.00  
 IntFile : events.e  
 Quant Time: Oct 28 15:39 2021 Quant Results File: DOC1028.RES

Method : G:\APOLLO\DATA\211028\DOC1028.M (Chemstation Integrator)  
 Title : 8015 B&C  
 Last Update : Thu Oct 28 15:39:11 2021  
 Response via : Multiple Level Calibration

Volume Inj. : 2UL  
 Signal Phase : DB-5  
 Signal Info : FID02A

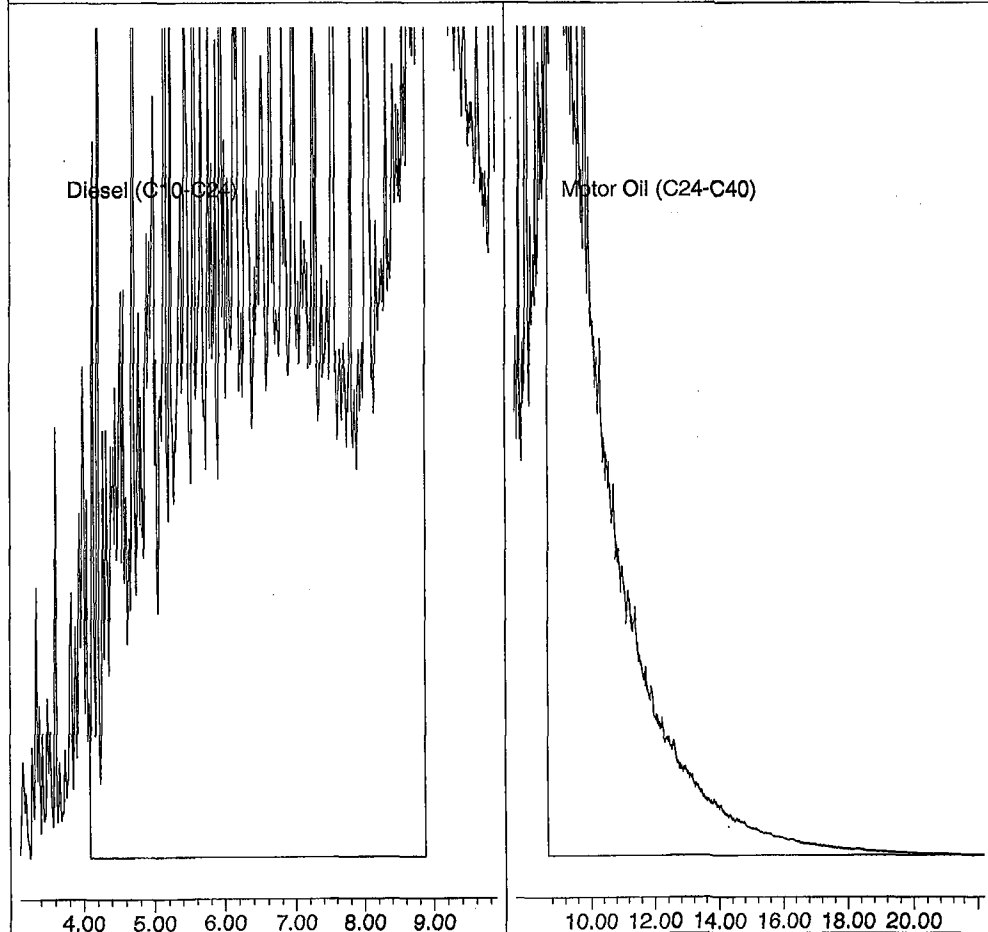
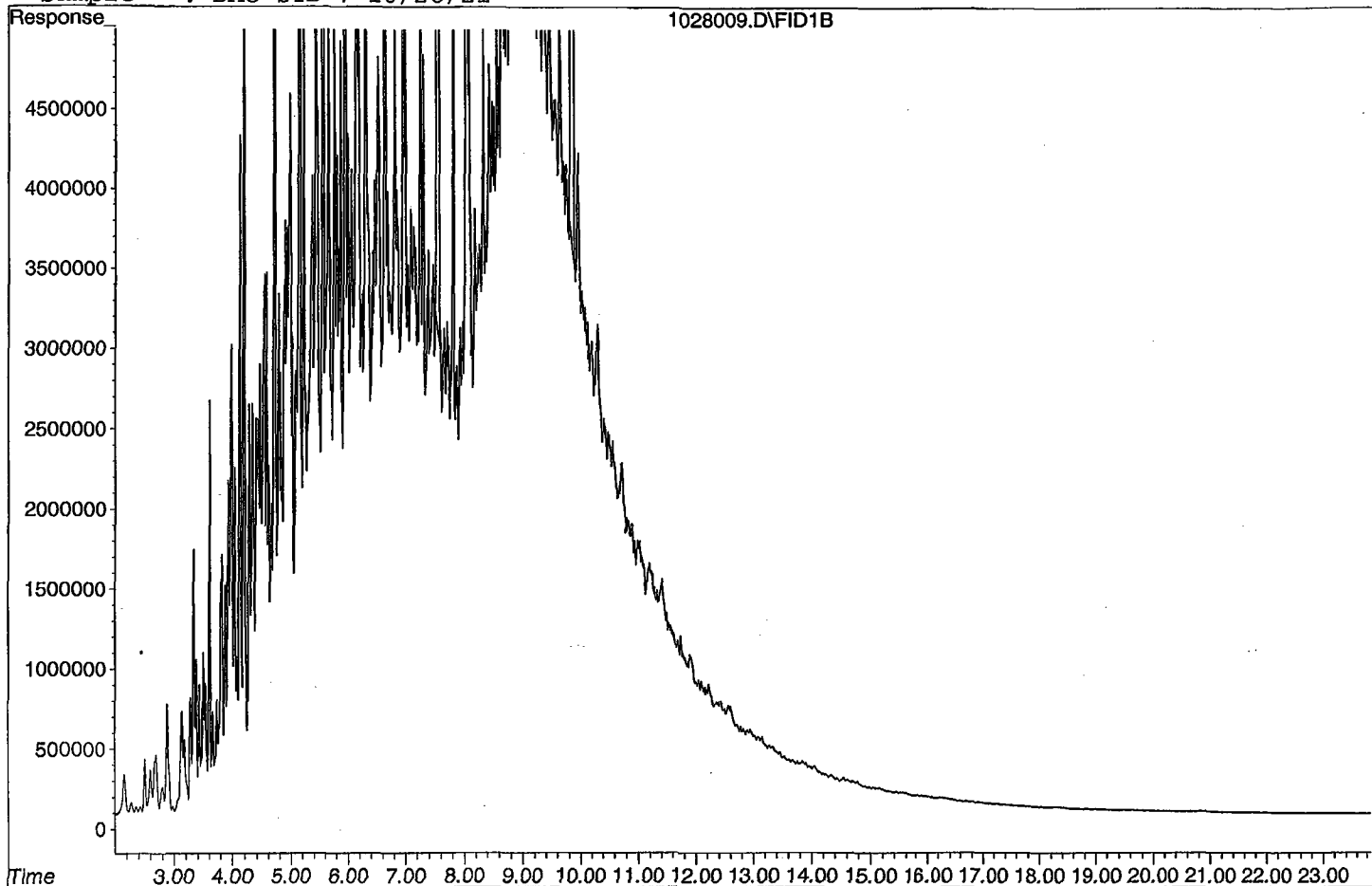
Compound	R.T.	Response	Conc Units
System Monitoring Compounds			
3) SA Ortho-Terphenyl(S)	7.54	617758709	98.762 ppb
Surrogate Spike 30.000		Recovery =	329.21%
4) SA Octacosane(S)	9.85	457331573	101.116 ppb
Surrogate Spike 30.000		Recovery =	337.05%
Target Compounds			
1) HATM Diesel (C10-C24)	6.49	10255165539	2037.448 ppb
2) HBTM Motor Oil (C24-C40)	14.96	6914631831	2028.526 ppb

Target Compounds

Quantitation Report

Data File: G:\APOLLO\DATA\211028\1028009.D

Sample : DMO STD 7 10/28/21



TPH Extractables  
DOC1028

Form 7

Second Source Calibration

Lab Name: APPL, Inc.  
Case No: \_\_\_\_\_  
Matrix: Water

SDG No: \_\_\_\_\_  
Date Analyzed: 10/28/2021  
Instrument: Apollo  
Initial Cal. Date: 10/28/2021  
Data File: 1028010.D

	Compound	MEAN	CCRF	%D	%Drift	
1	HATM Diesel (C10-C24)	2516670	2266400	9.9	HATM	
2	HBTM Motor Oil (C24-C40)	2492040	1663520	33	HBTML	5.9
3						
4						
5						
6						
7						
8						
9						
10						
11						
12						
13						
14						
15						
16						
17						
18						
19						
20						
21						
22						
23						
24						
25						
26						
27						
28						
29						
30						
31						
32						
33						
34						
35						
36						
37						
38						
39						
40	Average			21.5		

Data File : G:\APOLLO\DATA\211028\1028010.D Vial: 10  
 Acq On : 10-28-21 12:36:26 Operator: KA  
 Sample : DMO Second Source 10/28/21 Inst : Apollo  
 Misc : water Multiplr: 1.00  
 IntFile : events.e  
 Quant Time: Oct 28 15:39 2021 Quant Results File: DOC1028.RES

Method : G:\APOLLO\DATA\211028\DOC1028.M (Chemstation Integrator)  
 Title : 8015 B&C  
 Last Update : Thu Oct 28 15:39:11 2021  
 Response via : Multiple Level Calibration

Volume Inj. : 2UL  
 Signal Phase : DB-5  
 Signal Info : FID02A

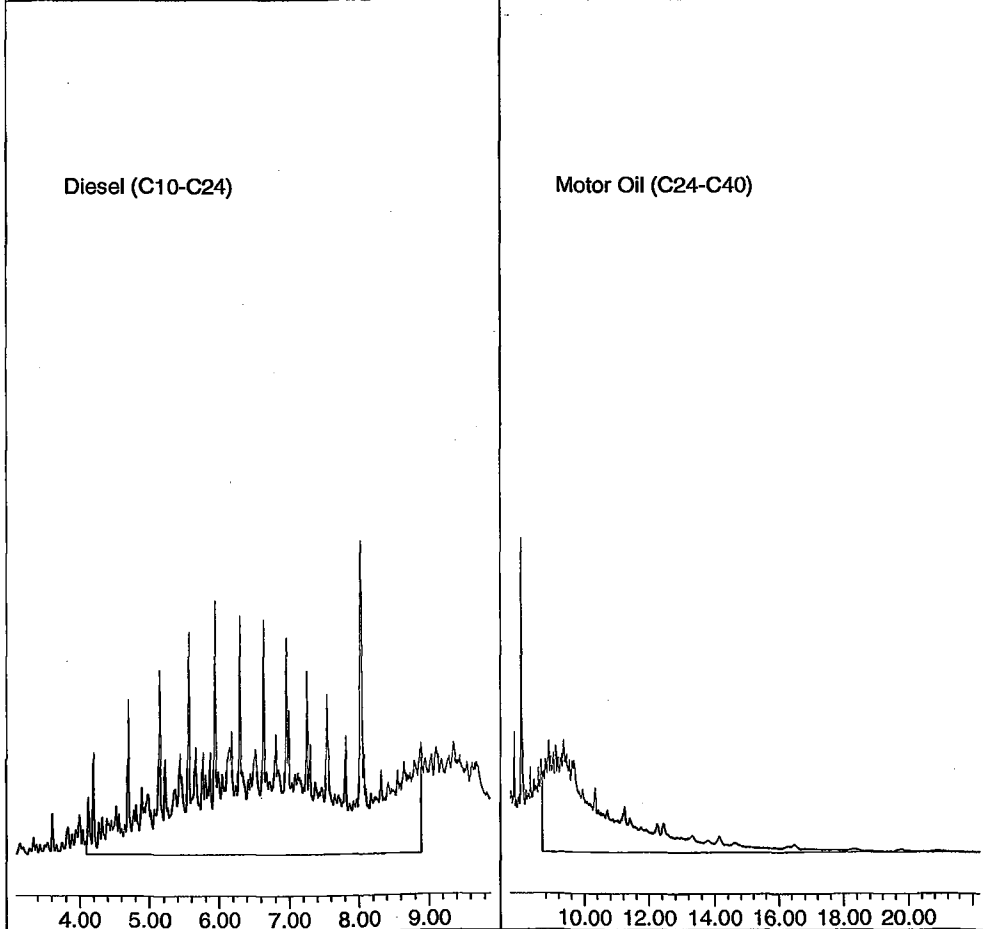
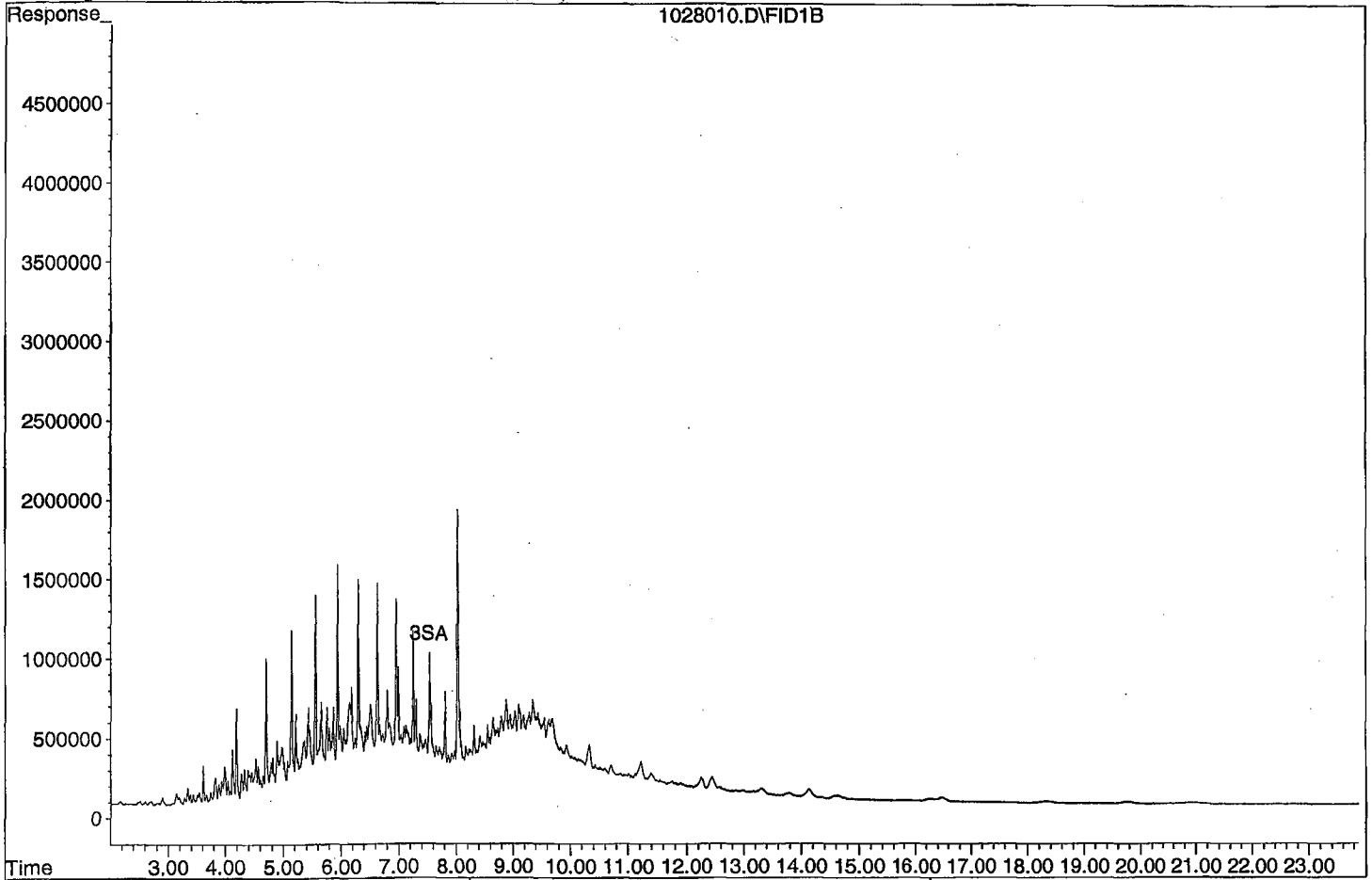
Compound	R.T.	Response	Conc Units
-----			
System Monitoring Compounds			
3) SA Ortho-Terphenyl(S)	7.53	4250105	0.679 ppb
Surrogate Spike 30.000		Recovery =	2.26%
4) SA Octacosane(S)	9.83	-3553	N.D. ppb
Surrogate Spike 30.000		Recovery =	0.00%
Target Compounds			
1) HATM Diesel (C10-C24)	6.49	1133202337	225.139 ppb
2) HBTM Motor Oil (C24-C40)	14.96	831758038	235.148 ppb

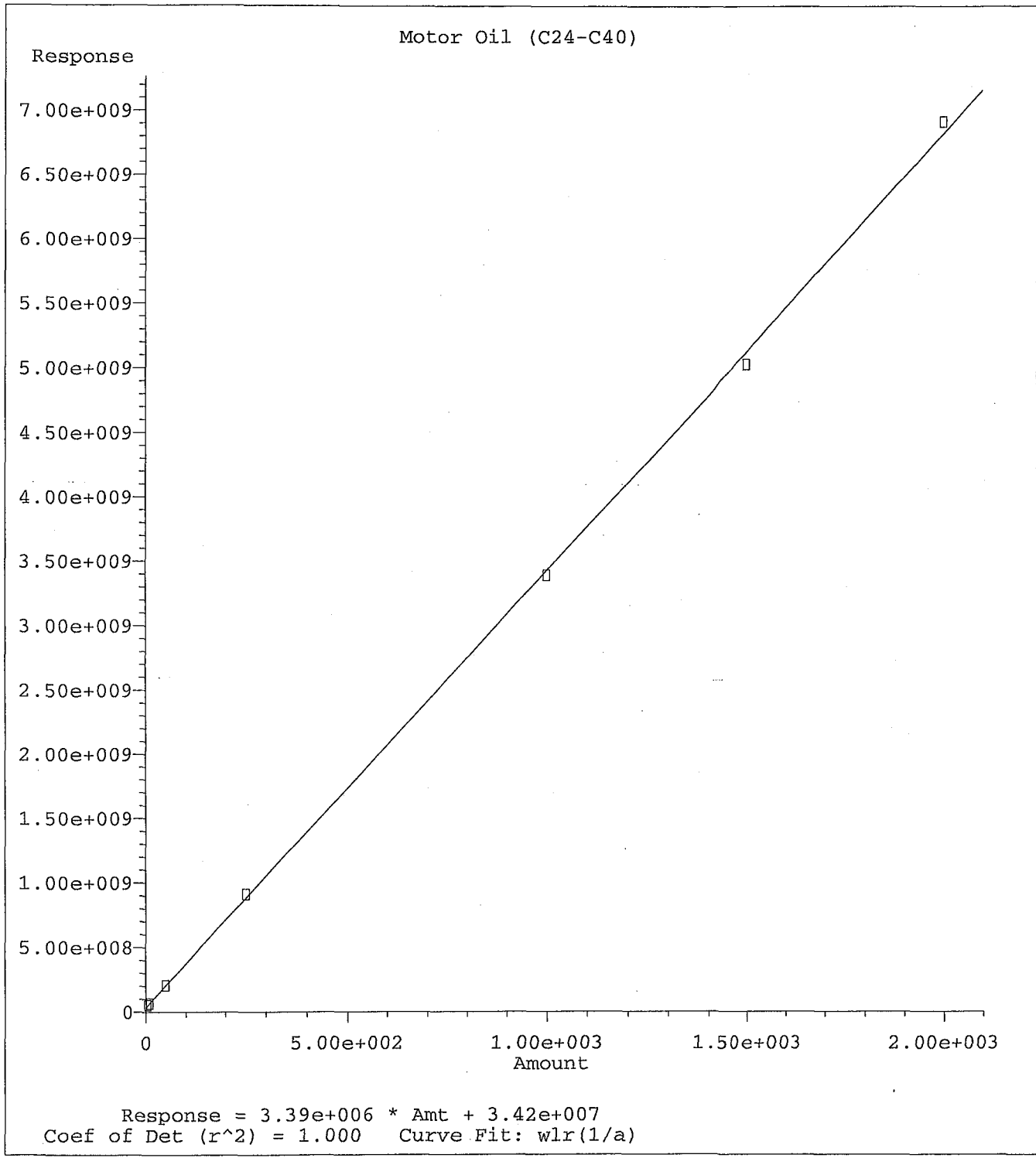
Target Compounds



Quantitation Report

Data File: G:\APOLLO\DATA\211028\1028010.D  
Sample : DMO Second Source 10/28/21





Method Name: G:\APOLLO\DATA\211028\DOC1028.M  
 Calibration Table Last Updated: Thu Oct 28 15:37:06 2021

TPH Extractables  
DOC1028

Form 7  
Continuing Calibration

Lab Name: APPL, Inc.  
Case No: \_\_\_\_\_  
Matrix: Water

SDG No: \_\_\_\_\_  
Date Analyzed: 11/18/2021  
Instrument: Apollo  
Initial Cal. Date: 10/28/2021  
Data File: 1117080.D

		Compound	MEAN	CCRF	%D	%Drift	
1	HATM	Diesel (C10-C24)	2516670	2796810	11	HATM	
2	HBTM	Motor Oil (C24-C40)	2492040	1930360	23	HBTML	9.8
3	SA	Ortho-Terphenyl(S)	3127510	2947660	5.8	SA	
4	SA	Octacosane(S)	2261430	2437230	7.8	SA	
5							
6							
7							
8							
9							
10							
11							
12							
13							
14							
15							
16							
17							
18							
19							
20							
21							
22							
23							
24							
25							
26							
27							
28							
29							
30							
31							
32							
33							
34							
35							
36							
37							
38							
39							
40							

Average

11.9

Data File : G:\APOLLO\DATA\211117\1117080.D Vial: 80  
 Acq On : 11-18-21 22:49:17 Operator: KA  
 Sample : DMO LVL 4 CCV 10/27/21 Inst : Apollo  
 Misc : water Multiplr: 1.00  
 IntFile : events.e  
 Quant Time: Nov 19 10:08 2021 Quant Results File: DOC1028.RES

Method : G:\APOLLO\DATA\211028\DOC1028.M (Chemstation Integrator)  
 Title : 8015 B&C  
 Last Update : Thu Nov 18 13:26:01 2021  
 Response via : Multiple Level Calibration

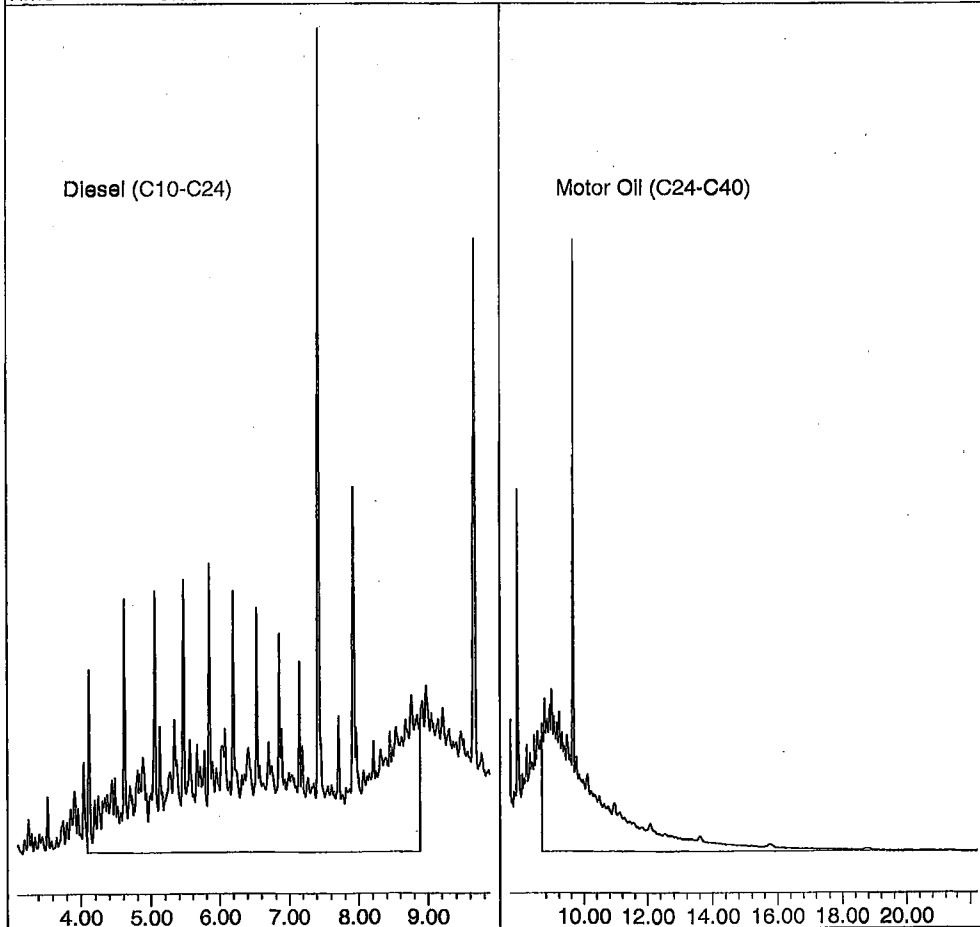
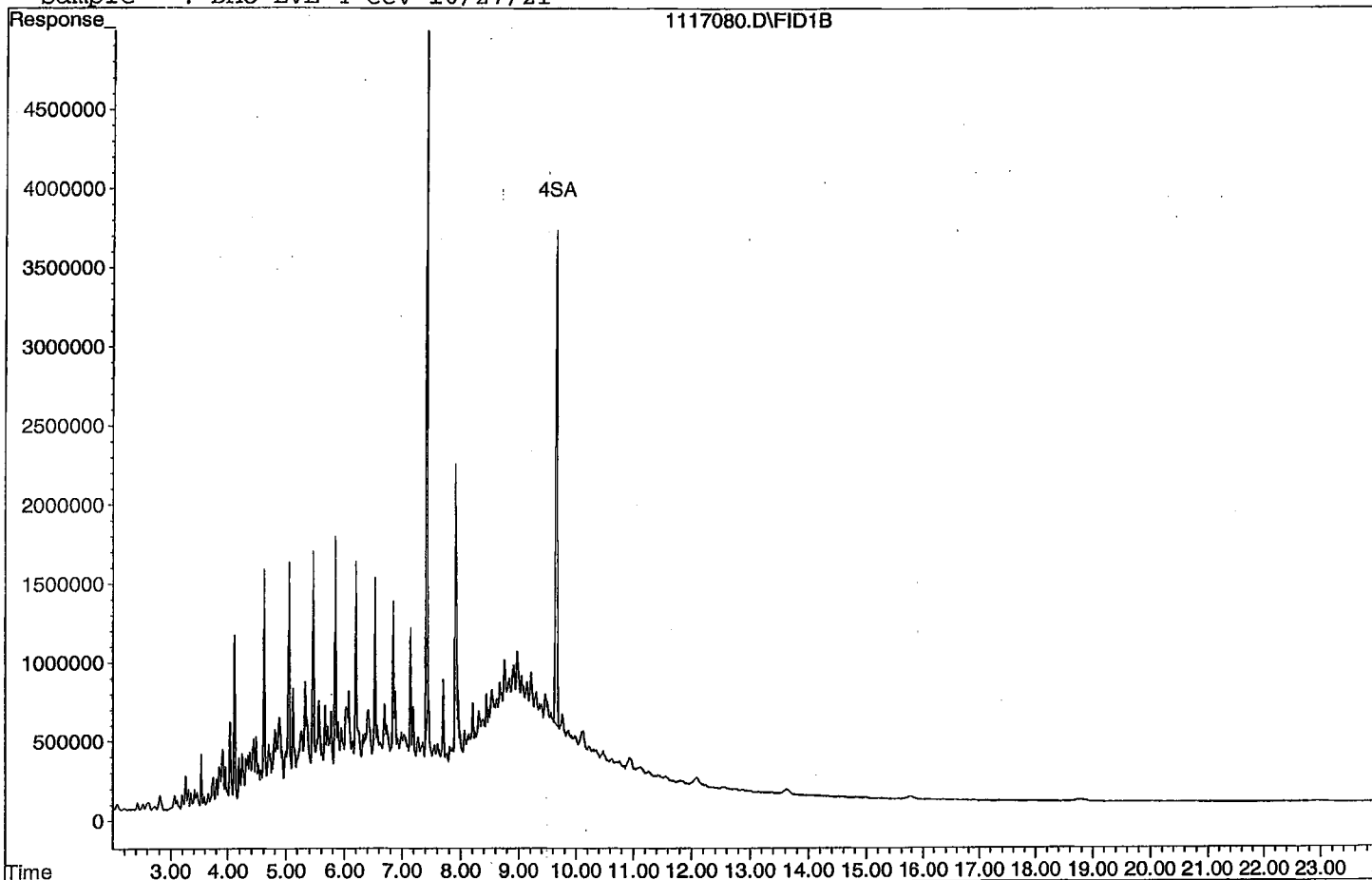
Volume Inj. : 2UL  
 Signal Phase : DB-5  
 Signal Info : FID02A

Compound	R.T.	Response	Conc Units
<b>System Monitoring Compounds</b>			
3) SA Ortho-Terphenyl(S)	7.42	73691447	11.781 ppb
Surrogate Spike 30.000		Recovery =	39.27%
4) SA Octacosane(S)	9.66	60930654	13.472 ppb
Surrogate Spike 30.000		Recovery =	44.91%
<b>Target Compounds</b>			
1) HATM Diesel (C10-C24)	6.49	1398406157	277.829 ppb
2) HBTM Motor Oil (C24-C40)	14.96	965178863	274.483 ppb

Target Compounds

Data File: G:\APOLLO\DATA\211117\1117080.D

Sample : DMO LVL 4 CCV 10/27/21



TPH Extractables  
DOC1028

Form 7

Continuing Calibration

Lab Name: APPL, Inc.  
Case No: \_\_\_\_\_  
Matrix: Water

SDG No: \_\_\_\_\_  
Date Analyzed: 11/19/2021  
Instrument: Apollo  
Initial Cal. Date: 10/28/2021  
Data File: 1117092.D

		Compound	MEAN	CCRF	%D	%Drift	
1	HATM	Diesel (C10-C24)	2516670	2750900	9.3	HATM	
2	HBTM	Motor Oil (C24-C40)	2492040	1875410	25	HBTML	6.6
3	SA	Ortho-Terphenyl(S)	3127510	2920050	6.6	SA	
4	SA	Octacosane(S)	2261430	2407500	6.5	SA	
5							
6							
7							
8							
9							
10							
11							
12							
13							
14							
15							
16							
17							
18							
19							
20							
21							
22							
23							
24							
25							
26							
27							
28							
29							
30							
31							
32							
33							
34							
35							
36							
37							
38							
39							
40							

Average

11.9

Data File : G:\APOLLO\DATA\211117\1117092.D Vial: 92  
 Acq On : 11-19-21 4:26:09 Operator: KA  
 Sample : DMO LVL 4 CCV 10/27/21 Inst : Apollo  
 Misc : water Multiplr: 1.00  
 IntFile : events.e  
 Quant Time: Nov 19 10:09 2021 Quant Results File: DOC1028.RES

Method : G:\APOLLO\DATA\211028\DOC1028.M (Chemstation Integrator)  
 Title : 8015 B&C  
 Last Update : Thu Nov 18 13:26:01 2021  
 Response via : Multiple Level Calibration

Volume Inj. : 2UL  
 Signal Phase : DB-5  
 Signal Info : FID02A

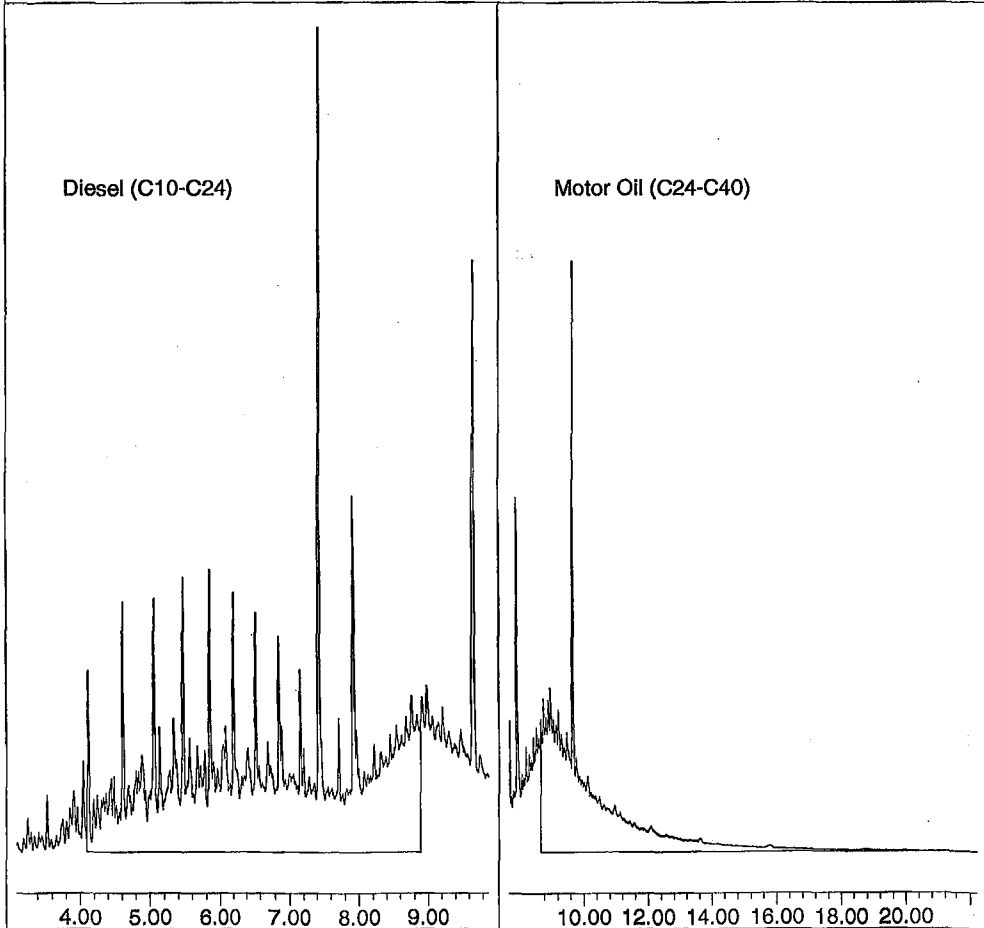
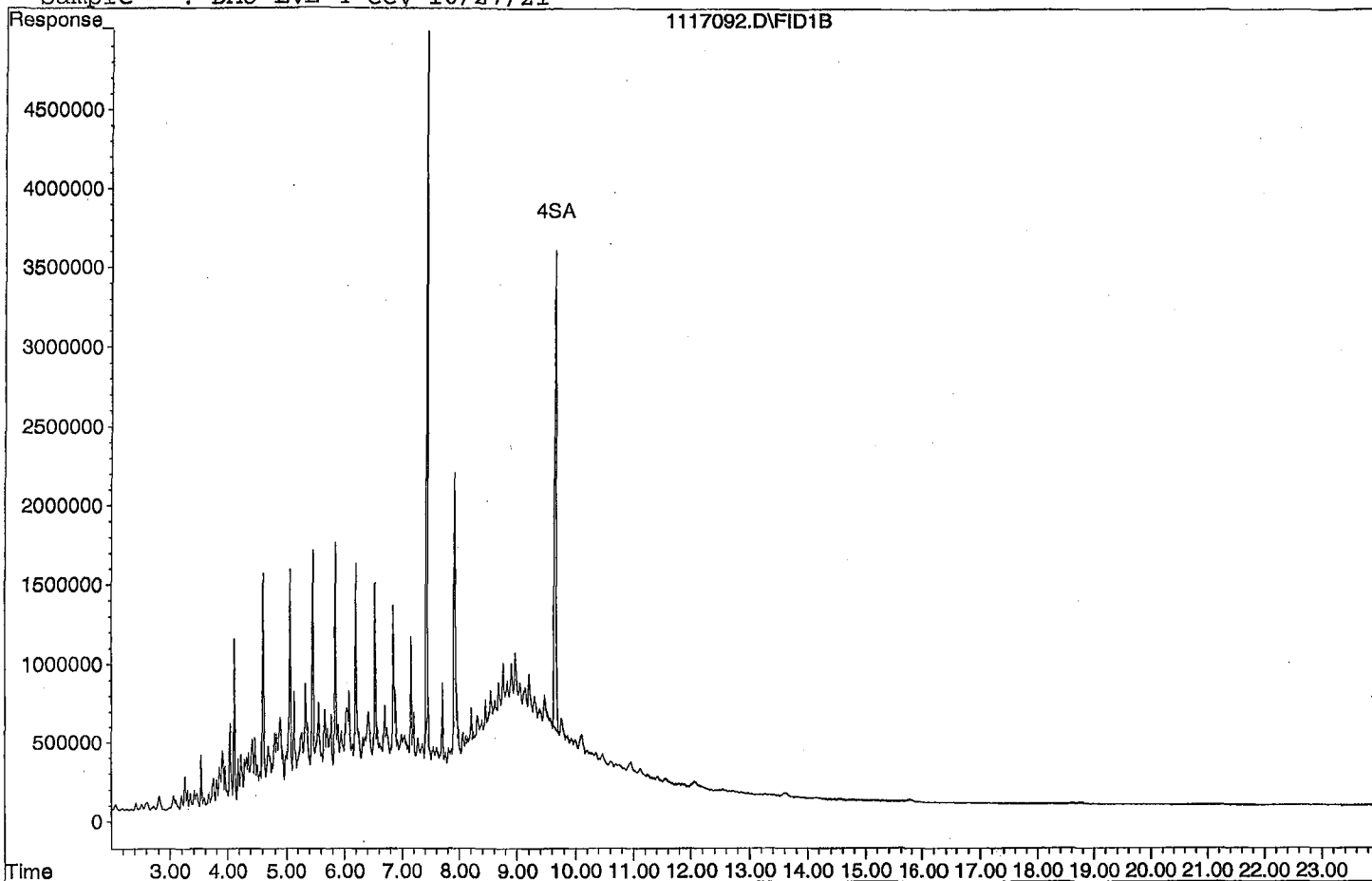
Compound	R.T.	Response	Conc Units
<b>System Monitoring Compounds</b>			
3) SA Ortho-Terphenyl(S)	7.42	73001201	11.671 ppb
Surrogate Spike 30.000		Recovery =	38.90%
4) SA Octacosane(S)	9.65	60187569	13.307 ppb
Surrogate Spike 30.000		Recovery =	44.36%
<b>Target Compounds</b>			
1) HATM Diesel (C10-C24)	6.49	1375448848	273.268 ppb
2) HBTM Motor Oil (C24-C40)	14.96	937704588	266.383 ppb

Target Compounds

Quantitation Report

Data File: G:\APOLLO\DATA\211117\1117092.D

Sample : DMO LVL 4 CCV 10/27/21





**ORGANICS**  
**Raw Data**

Data File : G:\APOLLO\DATA\211117\1117085.D Vial: 85  
 Acq On : 11-19-21 1:09:40 Operator: KA  
 Sample : BA46103W09 5/1020 Inst : Apollo  
 Misc : water Multiplr: 4.90  
 IntFile : events.e  
 Quant Time: Nov 19 18:13 2021 Quant Results File: DOC1028.RES

Method : G:\APOLLO\DATA\211028\DOC1028.M (Chemstation Integrator)  
 Title : 8015 B&C  
 Last Update : Thu Nov 18 13:26:01 2021  
 Response via : Multiple Level Calibration

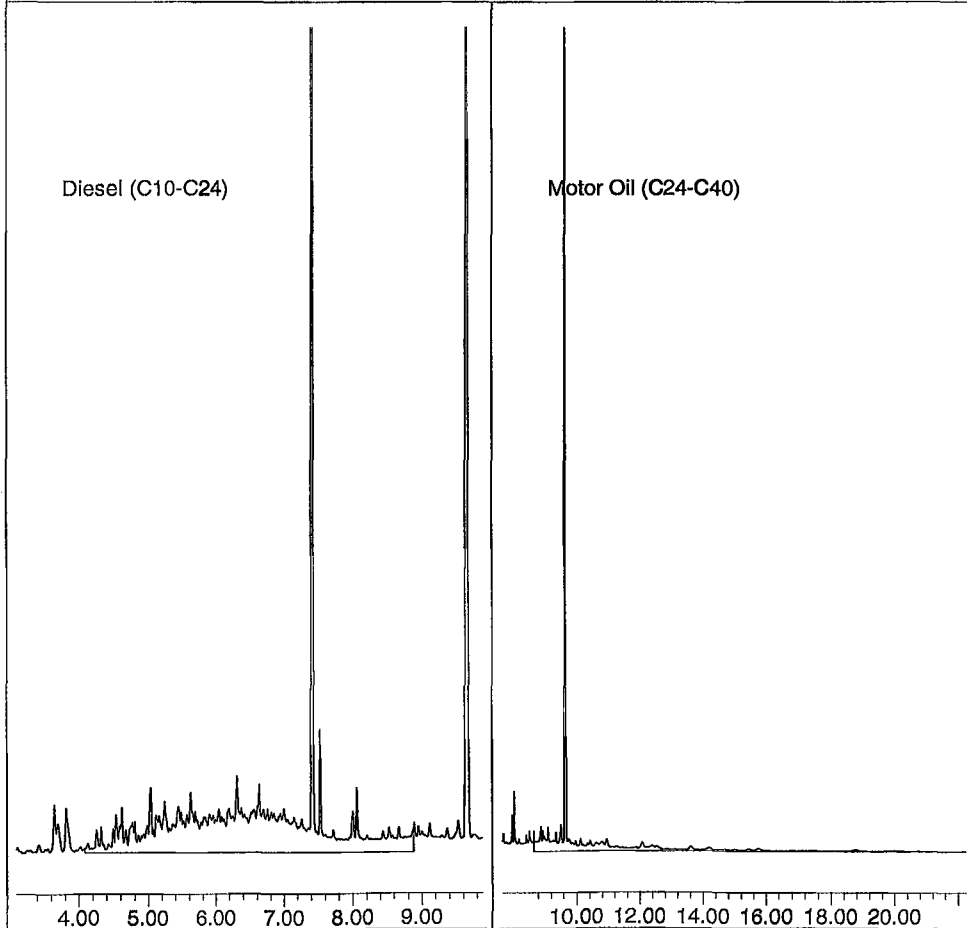
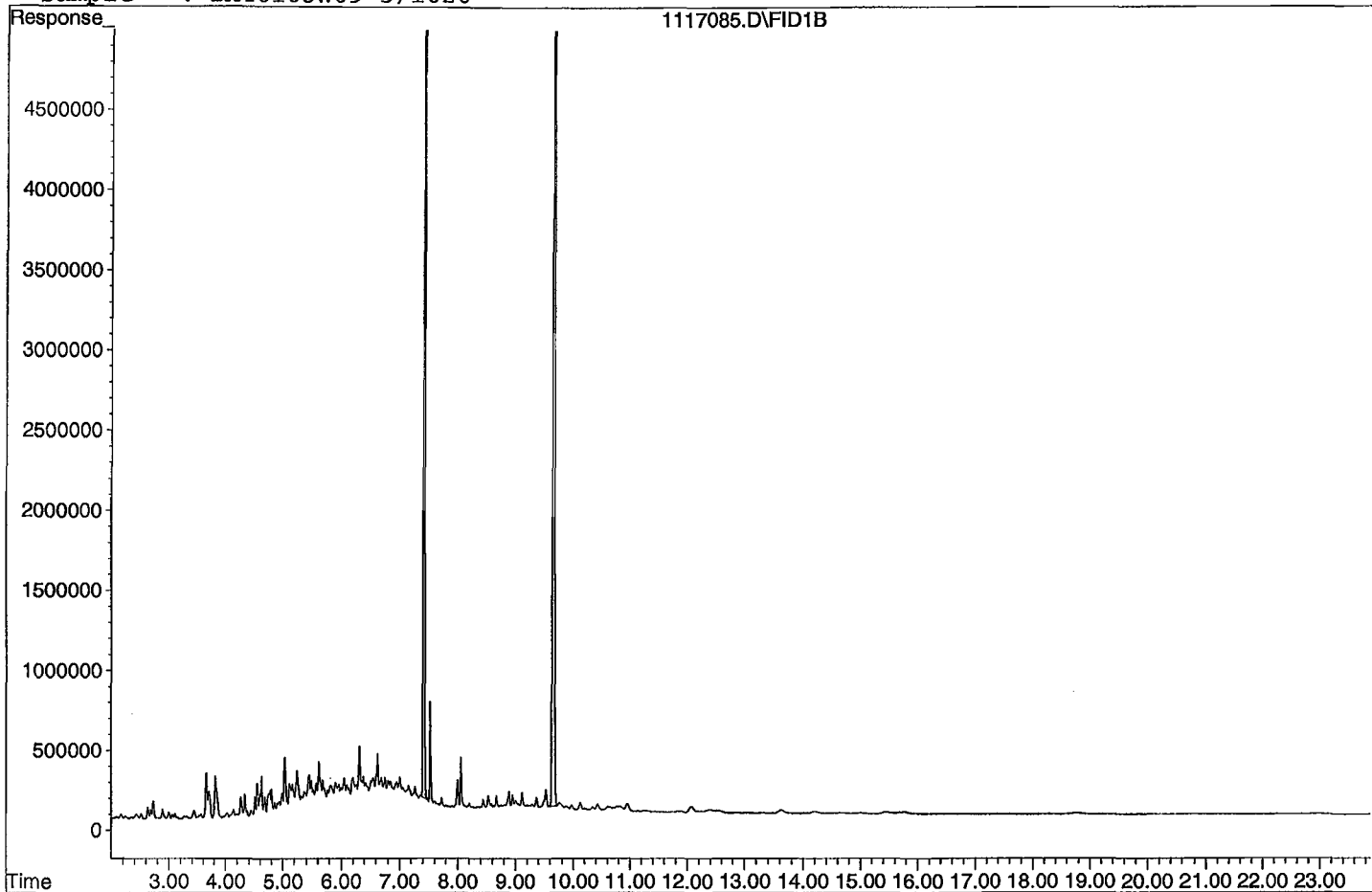
Volume Inj. : 2UL  
 Signal Phase : DB-5  
 Signal Info : FID02A

Compound	R.T.	Response	Conc Units
System Monitoring Compounds			
3) SA Ortho-Terphenyl(S)	7.42	145354618	113.912 ppb
Surrogate Spike 147.059		Recovery =	77.46%
4) SA Octacosane(S)	9.66	131940928	143.000 ppb
Surrogate Spike 147.059		Recovery =	97.24%
Target Compounds			
1) HATM Diesel (C10-C24)	6.49	439514922	428.043 ppb
2) HBTM Motor Oil (C24-C40)	14.96	138878861	151.325 ppb

Target Compounds

Data File: G:\APOLLO\DATA\211117\1117085.D

Sample : BA46103W09 5/1020



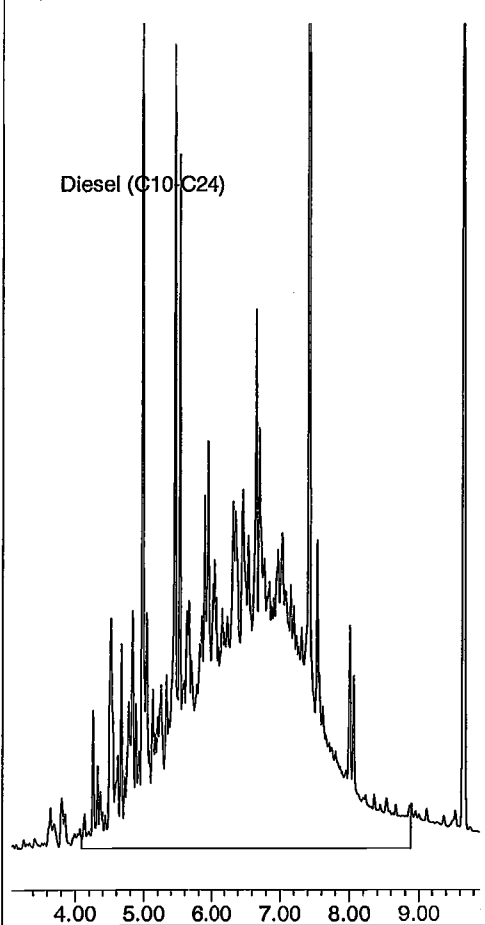
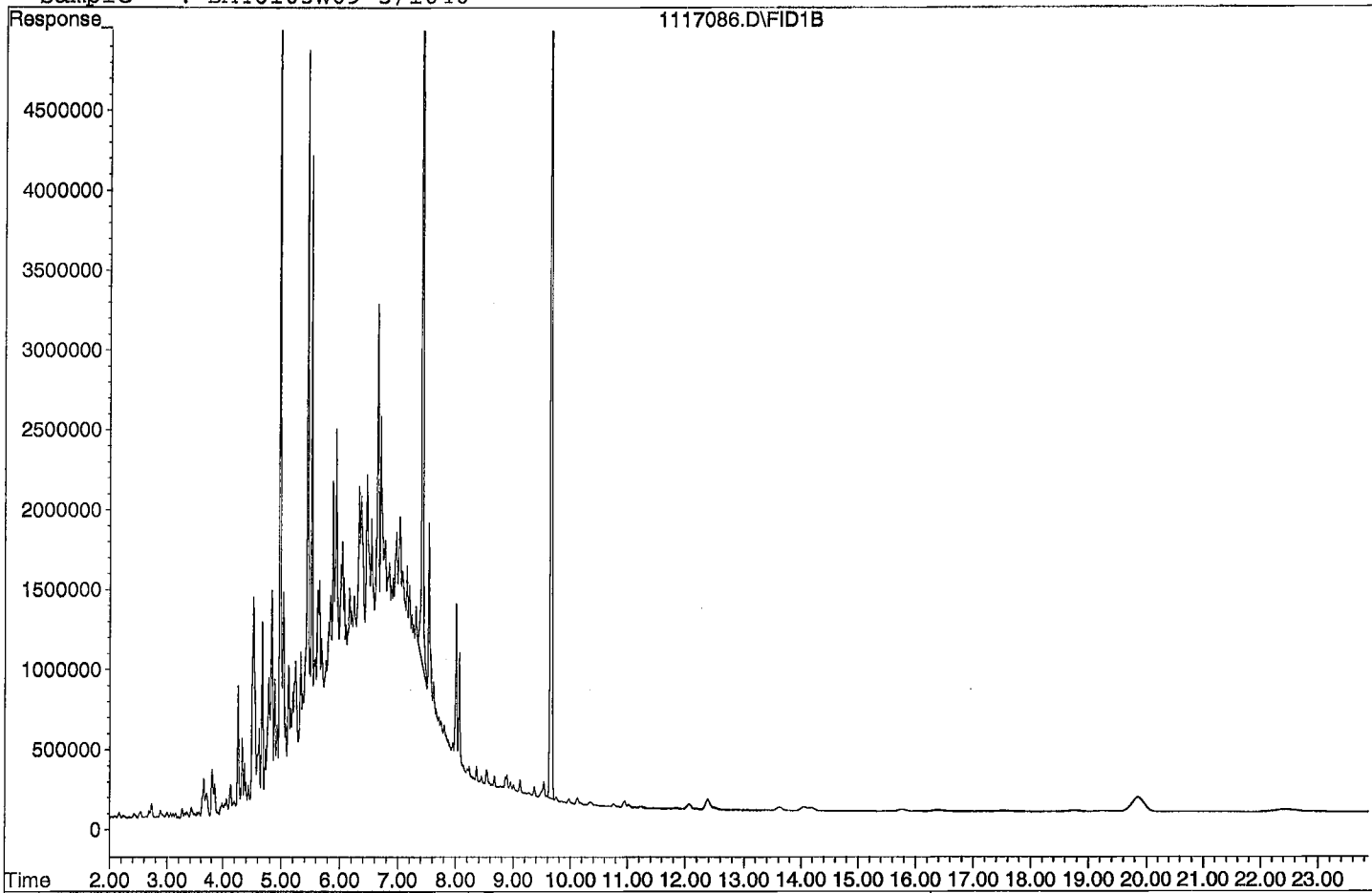
Data File : G:\APOLLO\DATA\211117\1117086.D Vial: 86  
 Acq On : 11-19-21 1:37:45 Operator: KA  
 Sample : BA46105W09 5/1040 Inst : Apollo  
 Misc : water Multiplr: 4.81  
 IntFile : events.e  
 Quant Time: Nov 19 18:13 2021 Quant Results File: DOC1028.RES

Method : G:\APOLLO\DATA\211028\DOC1028.M (Chemstation Integrator)  
 Title : 8015 B&C  
 Last Update : Thu Nov 18 13:26:01 2021  
 Response via : Multiple Level Calibration

Volume Inj. : 2UL  
 Signal Phase : DB-5  
 Signal Info : FID02A

Compound	R.T.	Response	Conc Units
System Monitoring Compounds			
3) SA Ortho-Terphenyl(S)	7.42	149896141	115.212 ppb
Surrogate Spike 144.231		Recovery =	79.88%
4) SA Octacosane(S)	9.66	132117091	140.437 ppb
Surrogate Spike 144.231		Recovery =	97.37%
Target Compounds			
1) HATM Diesel (C10-C24)	6.49	2665580754	2546.081 ppb
2) HBTM Motor Oil (C24-C40)	14.96	212012176	252.076 ppb
Target Compounds			

Data File: G:\APOLLO\DATA\211117\1117086.D  
Sample : BA46105W09 5/1040



Data File : G:\APOLLO\DATA\211117\1117087.D Vial: 87  
 Acq On : 11-19-21 2:05:48 Operator: KA  
 Sample : BA46107W09 5/1050 Inst : Apollo  
 Misc : water Multiplr: 4.76  
 IntFile : events.e  
 Quant Time: Nov 19 18:13 2021 Quant Results File: DOC1028.RES

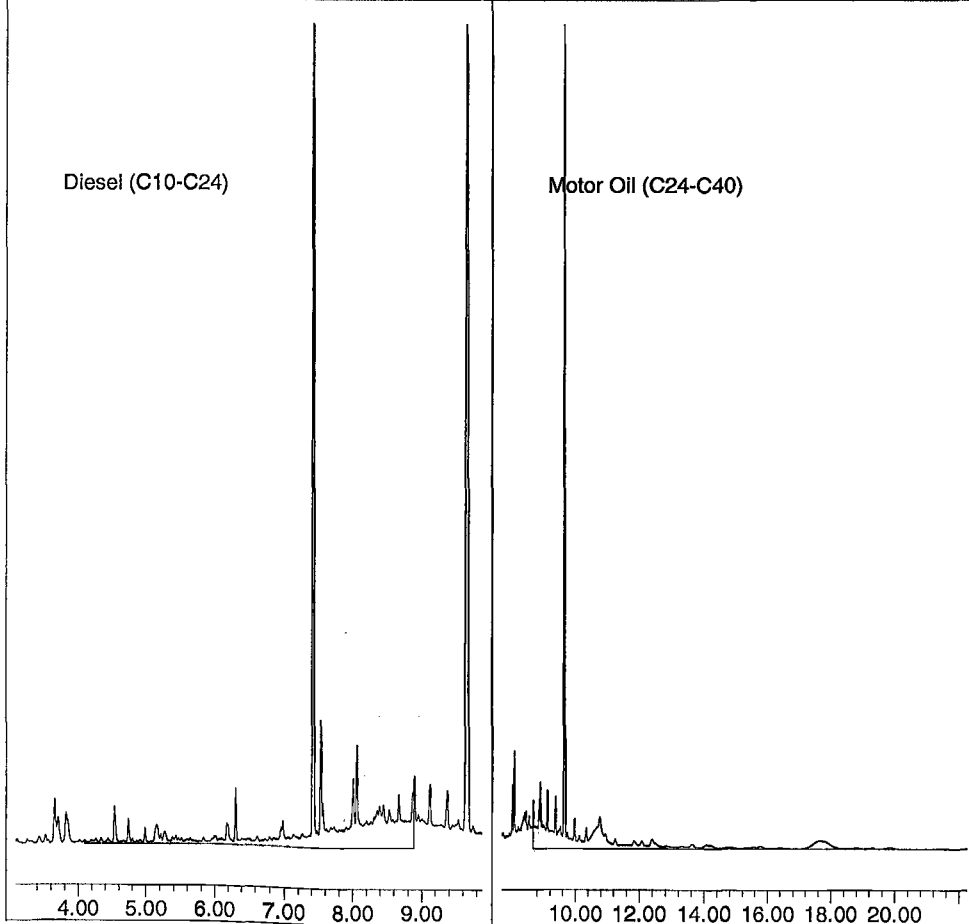
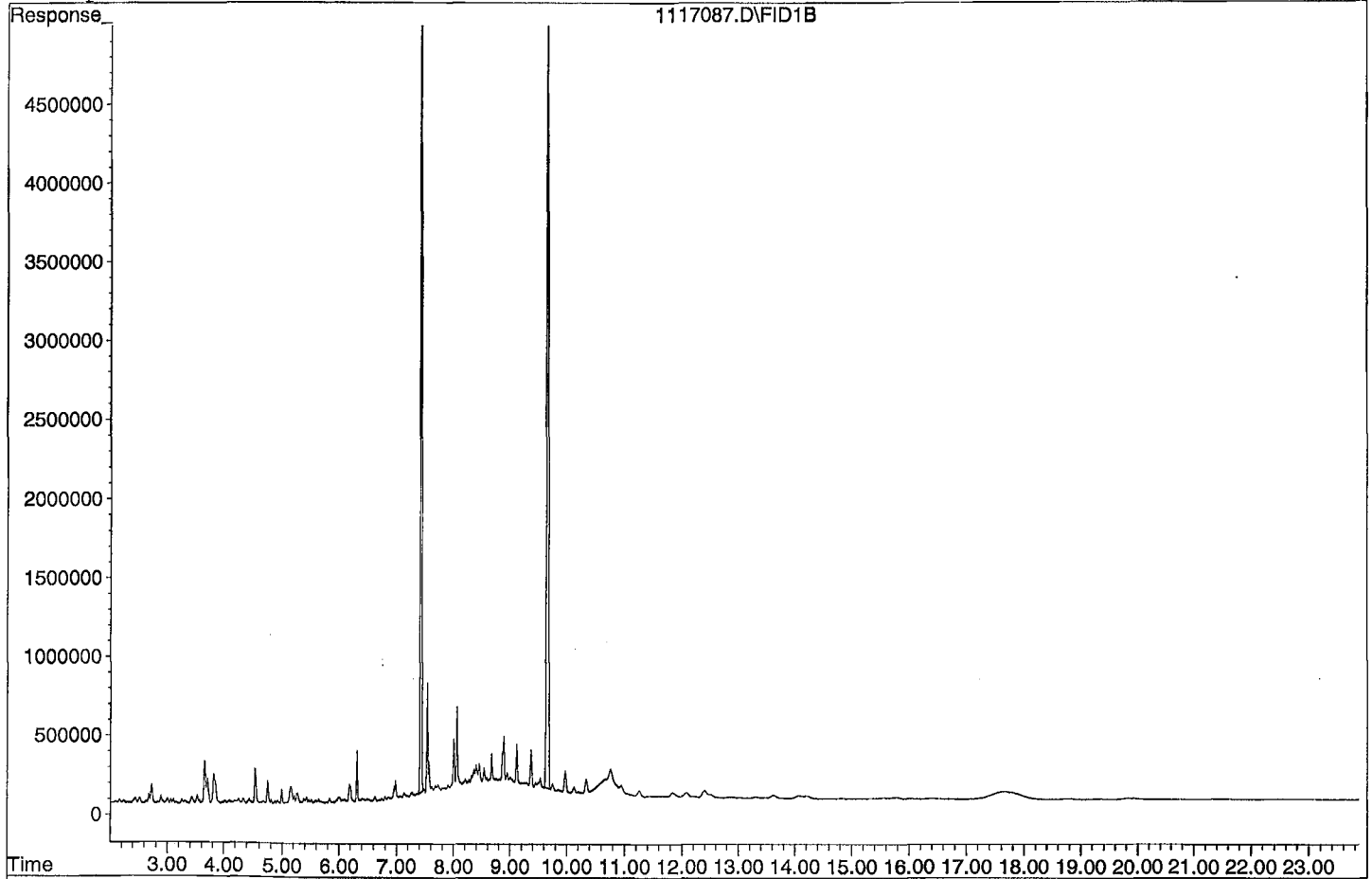
Method : G:\APOLLO\DATA\211028\DOC1028.M (Chemstation Integrator)  
 Title : 8015 B&C  
 Last Update : Thu Nov 18 13:26:01 2021  
 Response via : Multiple Level Calibration

Volume Inj. : 2UL  
 Signal Phase : DB-5  
 Signal Info : FID02A

Compound	R.T.	Response	Conc Units
System Monitoring Compounds			
3) SA Ortho-Terphenyl(S)	7.42	123210543	93.799 ppb
Surrogate Spike 142.857		Recovery =	65.66%
4) SA Octacosane(S)	9.66	115669550	121.783 ppb
Surrogate Spike 142.857		Recovery =	85.25%
Target Compounds			
1) HATM Diesel (C10-C24)	6.49	228897169	216.553 ppb
2) HBTM Motor Oil (C24-C40)	14.96	226293753	269.725 ppb

Target Compounds

Data File: G:\APOLLO\DATA\211117\1117087.D  
Sample : BA46107W09 5/1050



Data File : G:\APOLLO\DATA\211117\1117088.D Vial: 88  
 Acq On : 11-19-21 2:33:52 Operator: KA  
 Sample : BA46109W09 5/1010 Inst : Apollo  
 Misc : water Multiplr: 4.95  
 IntFile : events.e  
 Quant Time: Nov 19 18:14 2021 Quant Results File: DOC1028.RES

Method : G:\APOLLO\DATA\211028\DOC1028.M (Chemstation Integrator)  
 Title : 8015 B&C  
 Last Update : Thu Nov 18 13:26:01 2021  
 Response via : Multiple Level Calibration

Volume Inj. : 2UL  
 Signal Phase : DB-5  
 Signal Info : FID02A

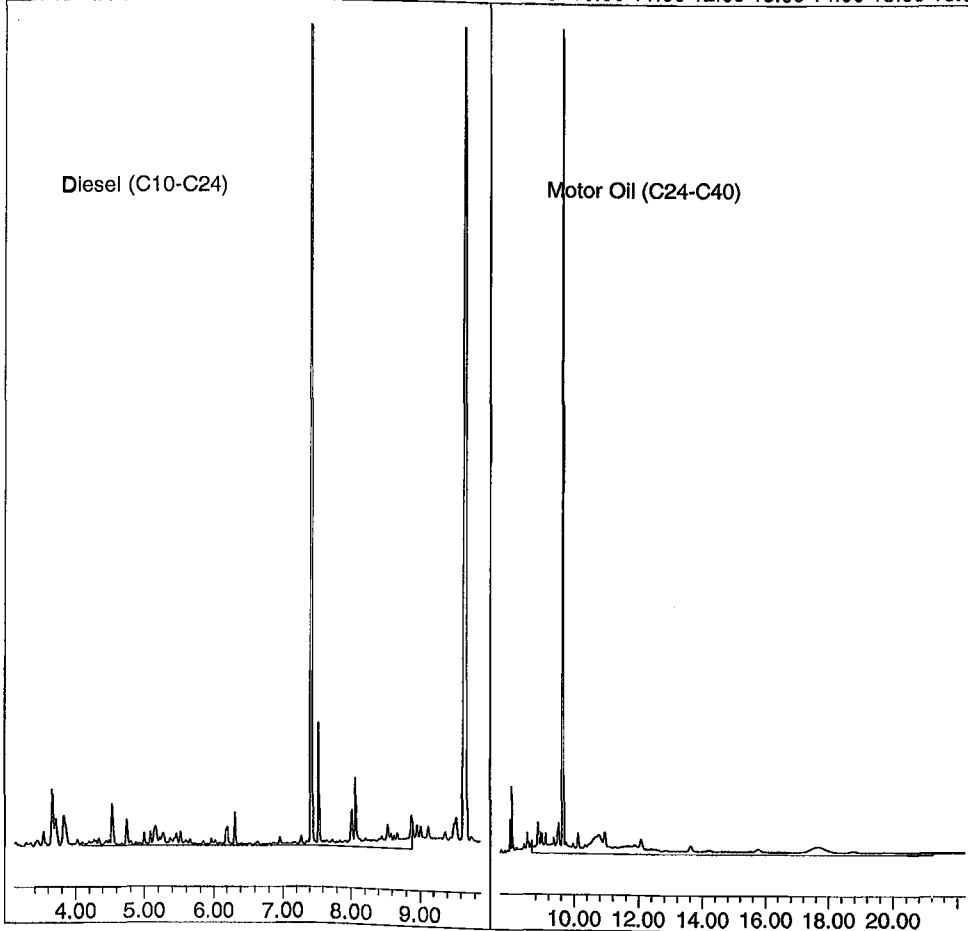
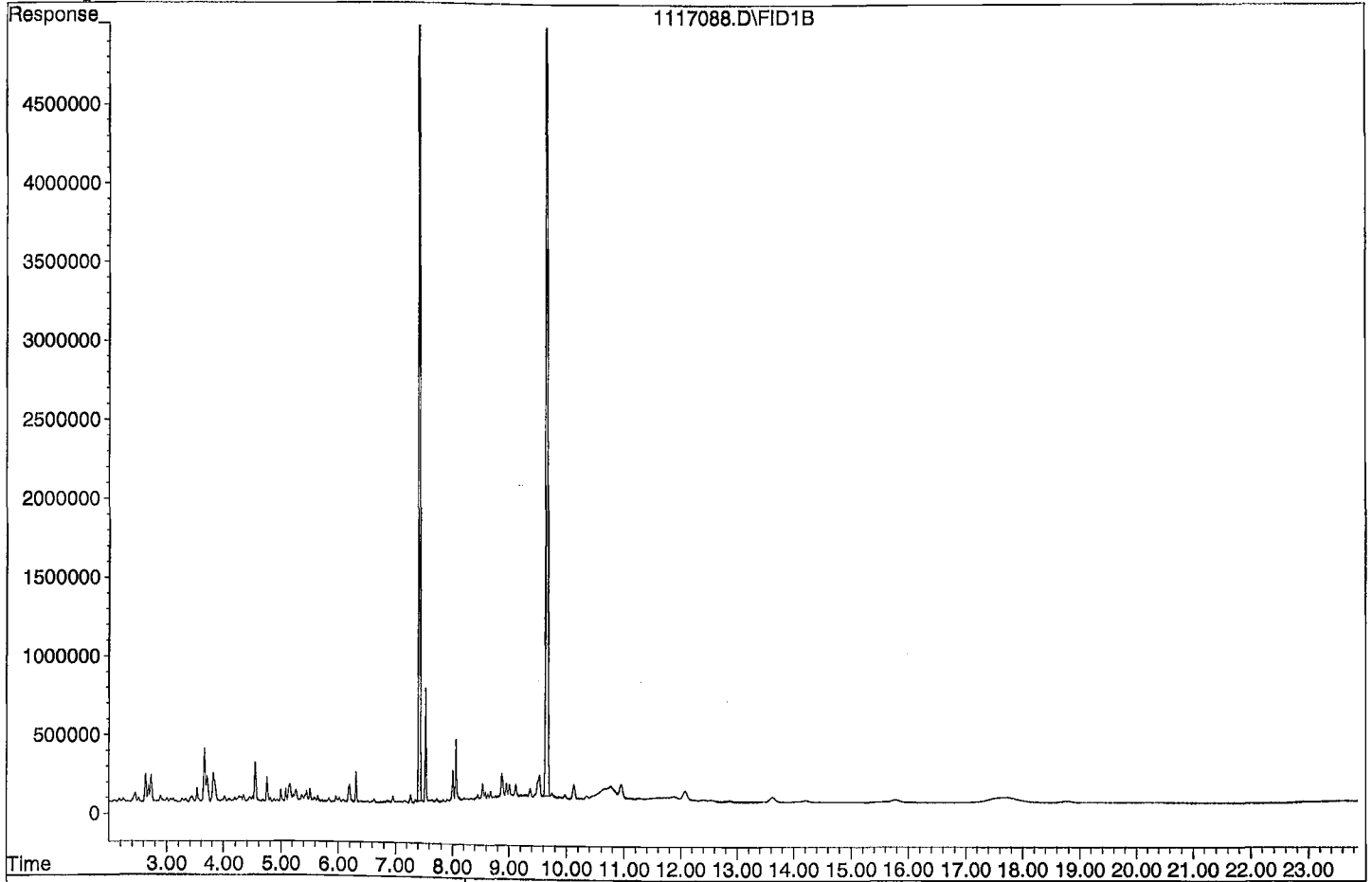
Compound	R.T.	Response	Conc Units
System Monitoring Compounds			
3) SA Ortho-Terphenyl(S)	7.42	142961319	113.146 ppb
Surrogate Spike 148.515		Recovery =	76.18%
4) SA Octacosane(S)	9.66	129723796	141.989 ppb
Surrogate Spike 148.515		Recovery =	95.61%
Target Compounds			
1) HATM Diesel (C10-C24)	6.49	107745728	105.972 ppb
2) HBTM Motor Oil (C24-C40)	14.96	241216855	302.189 ppb

Target Compounds



Quantitation Report

Data File: G:\APOLLO\DATA\211117\1117088.D  
Sample : BA46109W09 5/1010



Data File : G:\APOLLO\DATA\211117\1117081.D Vial: 81  
 Acq On : 11-18-21 23:17:21 Operator: KA  
 Sample : 211116A BLK 5/1000 Inst : Apollo  
 Misc : water Multiplr: 5.00  
 IntFile : events.e  
 Quant Time: Nov 19 18:11 2021 Quant Results File: DOC1028.RES

Method : G:\APOLLO\DATA\211028\DOC1028.M (Chemstation Integrator)  
 Title : 8015 B&C  
 Last Update : Thu Nov 18 13:26:01 2021  
 Response via : Multiple Level Calibration

Volume Inj. : 2UL  
 Signal Phase : DB-5  
 Signal Info : FID02A

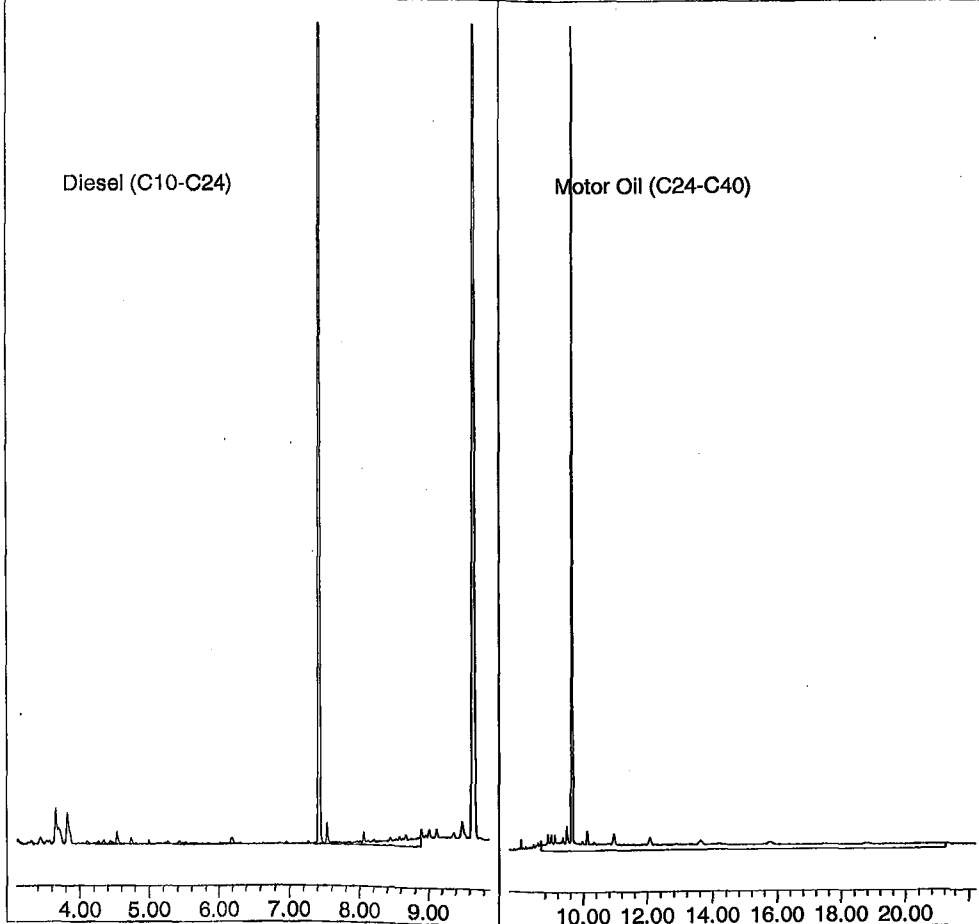
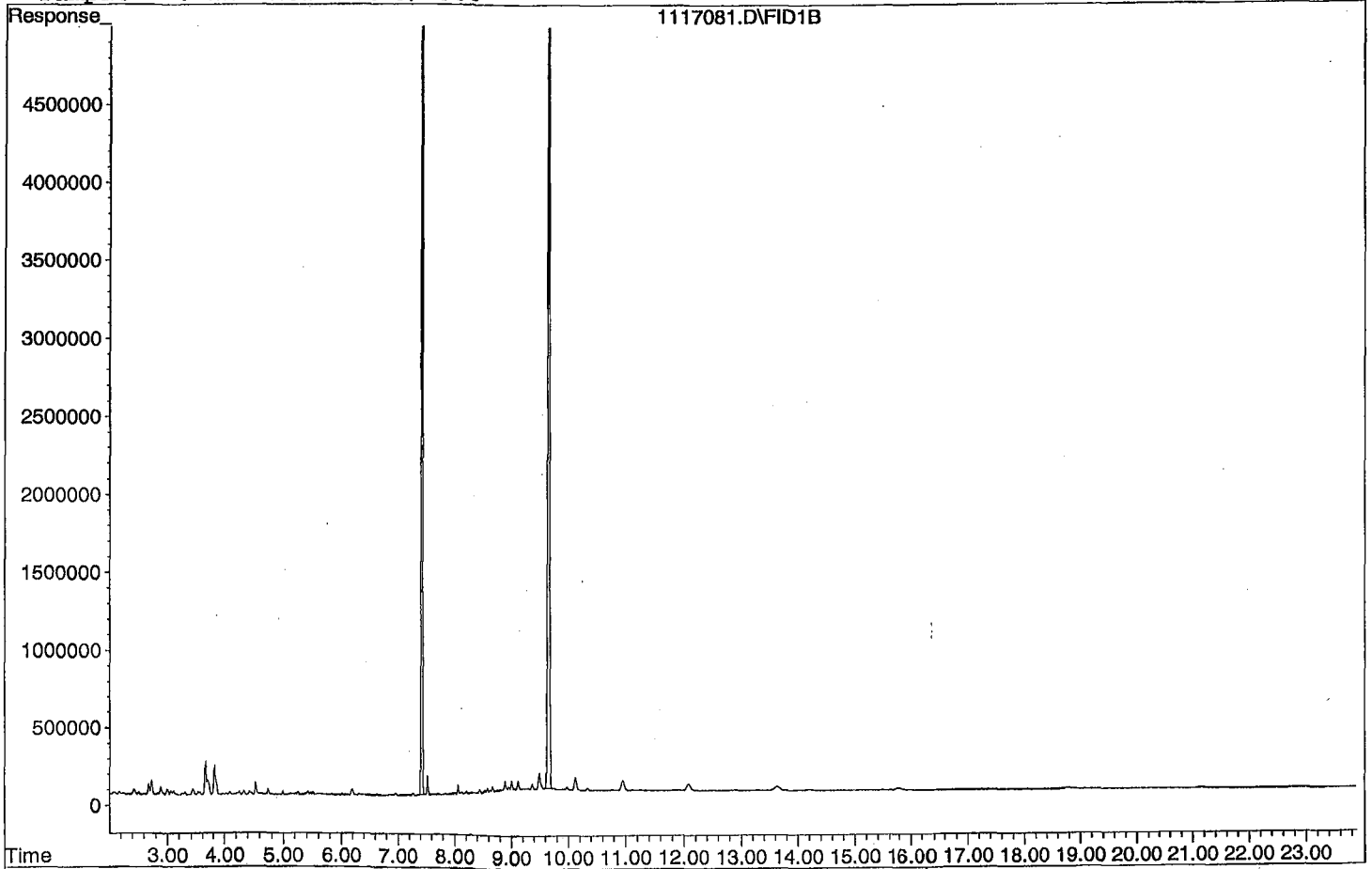
Compound	R.T.	Response	Conc Units
System Monitoring Compounds			
3) SA Ortho-Terphenyl(S)	7.42	137256500	109.717 ppb
Surrogate Spike 150.000		Recovery =	73.14%
4) SA Octacosane(S)	9.66	123210935	136.209 ppb
Surrogate Spike 150.000		Recovery =	90.81%
Target Compounds			
1) HATM Diesel (C10-C24)	6.49	36368663	36.128 ppb
2) HBTM Motor Oil (C24-C40)	14.96	261607938	335.269 ppb

Target Compounds

Quantitation Report

Data File: G:\APOLLO\DATA\211117\1117081.D

Sample : 211116A BLK 5/1000



Data File : G:\APOLLO\DATA\211117\1117082.D Vial: 82  
 Acq On : 11-18-21 23:45:25 Operator: KA  
 Sample : 211116A LCS-1 5/1000 Inst : Apollo  
 Misc : water Multiplr: 5.00  
 IntFile : events.e  
 Quant Time: Nov 19 18:11 2021 Quant Results File: DOC1028.RES

Method : G:\APOLLO\DATA\211028\DOC1028.M (Chemstation Integrator)  
 Title : 8015 B&C  
 Last Update : Thu Nov 18 13:26:01 2021  
 Response via : Multiple Level Calibration

Volume Inj. : 2UL  
 Signal Phase : DB-5  
 Signal Info : FID02A

Compound	R.T.	Response	Conc Units
System Monitoring Compounds			
3) SA Ortho-Terphenyl(S)	7.42	161516467	129.110 ppb
Surrogate Spike 150.000		Recovery =	86.07%
4) SA Octacosane(S)	9.66	128589047	142.155 ppb
Surrogate Spike 150.000		Recovery =	94.77%
Target Compounds			
1) HATM Diesel (C10-C24)	6.49	1849571519	1837.321 ppb
2) HBTM Motor Oil (C24-C40)	14.96	1314792569	1887.790 ppb

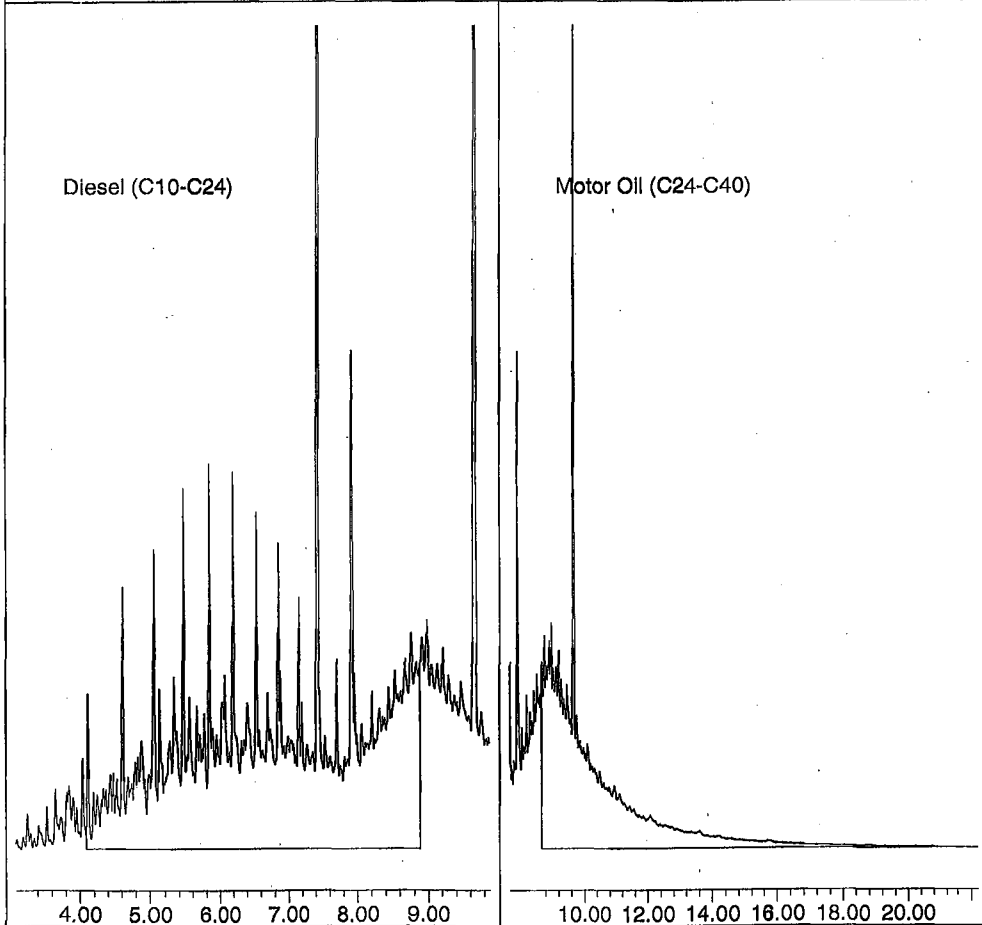
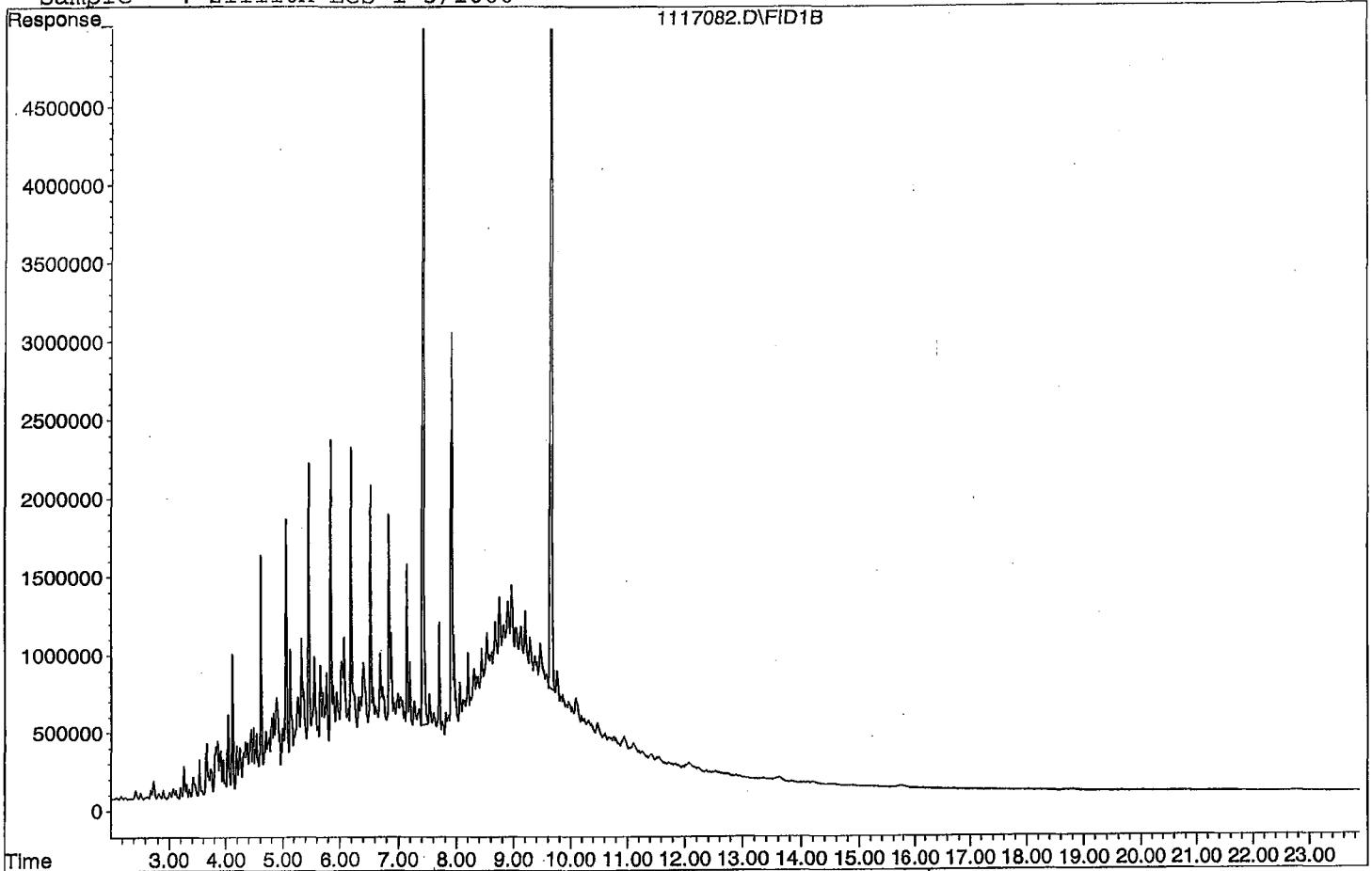
Target Compounds

Diesel:

$$\frac{(1849571519)(5)}{(2516669)(2)} = \frac{9247857595}{5033338} = \boxed{1837.321}$$

Quantitation Report

Data File: G:\APOLLO\DATA\211117\1117082.D  
Sample : 211116A LCS-1 5/1000



Data File : G:\APOLLO\DATA\211117\1117083.D Vial: 83  
 Acq On : 11-19-21 0:13:29 Operator: KA  
 Sample : 211116A LCSD-1 5/1000 Inst : Apollo  
 Misc : water Multiplr: 5.00  
 IntFile : events.e  
 Quant Time: Nov 19 18:12 2021 Quant Results File: DOC1028.RES

Method : G:\APOLLO\DATA\211028\DOC1028.M (Chemstation Integrator)  
 Title : 8015 B&C  
 Last Update : Thu Nov 18 13:26:01 2021  
 Response via : Multiple Level Calibration

Volume Inj. : 2UL  
 Signal Phase : DB-5  
 Signal Info : FID02A

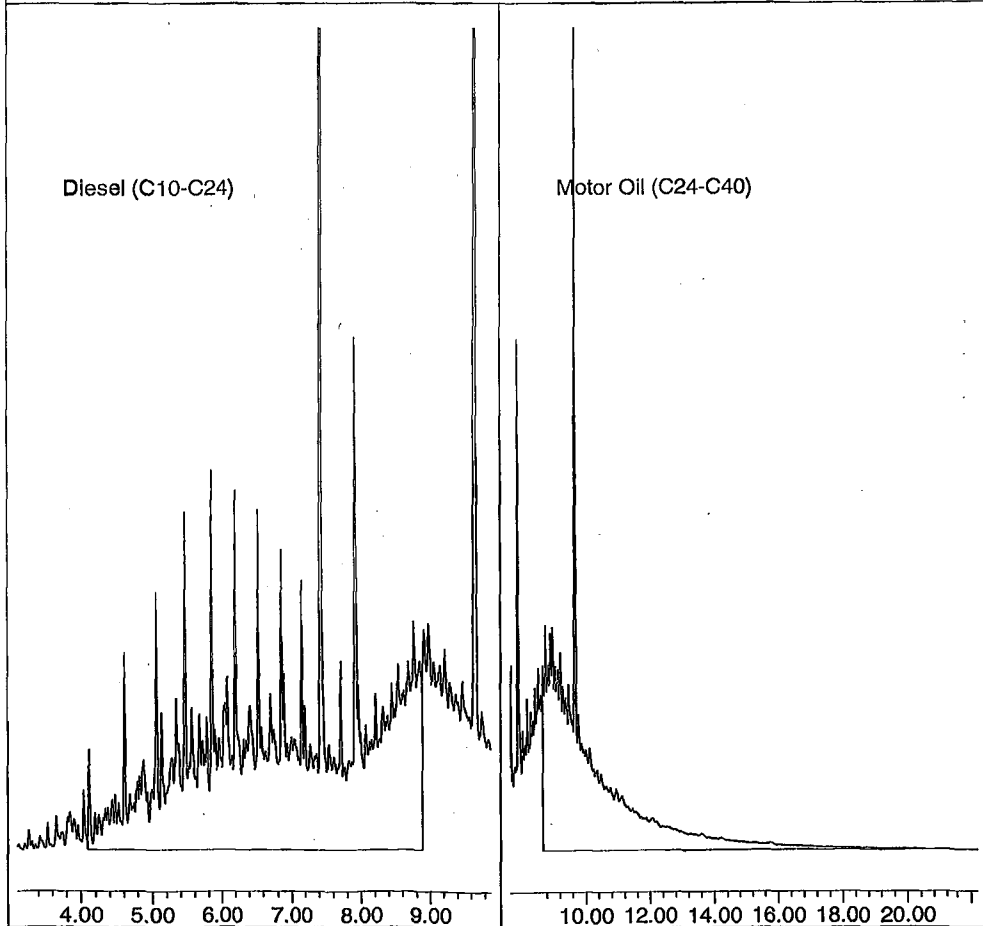
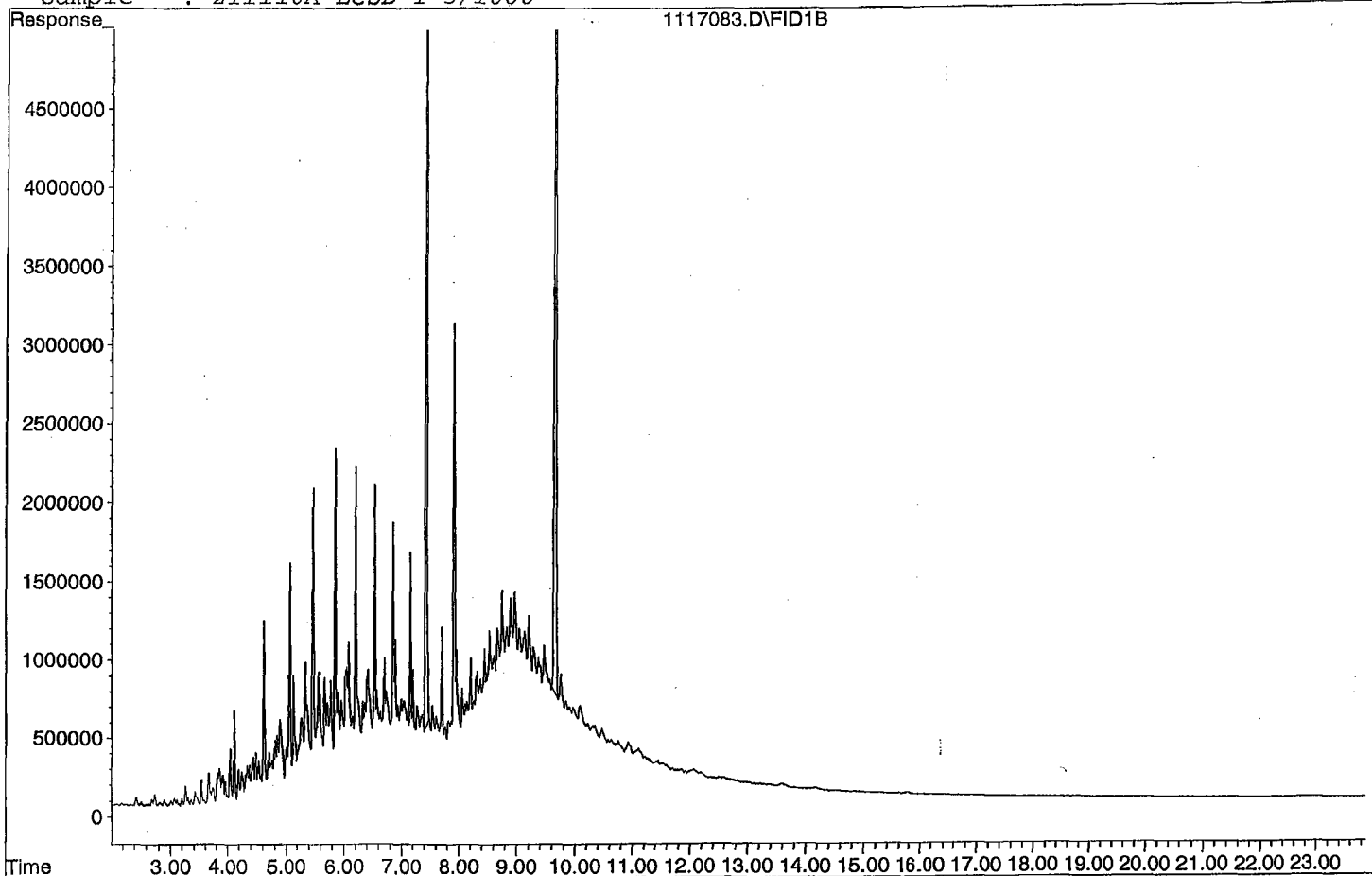
Compound	R.T.	Response	Conc Units
-----			
System Monitoring Compounds			
3) SA Ortho-Terphenyl(S)	7.42	159977422	127.879 ppb
Surrogate Spike 150.000		Recovery =	85.25%
4) SA Octacosane(S)	9.66	128713604	142.292 ppb
Surrogate Spike 150.000		Recovery =	94.86%
Target Compounds			
1) HATM Diesel (C10-C24)	6.49	1781600131	1769.800 ppb
2) HBTM Motor Oil (C24-C40)	14.96	1319942855	1895.382 ppb

Target Compounds

Quantitation Report

Data File: G:\APOLLO\DATA\211117\1117083.D

Sample : 211116A LCSD-1 5/1000



## Diesel / Motor Oil Calibration Curve

Prepared: 10/28/2021

Expires: 5/31/2026

Prepared By (Initials): KA

Methylen

e

Chloride

Lot No. 61117

Initial Standard Information							Final Standard			
Name of Initial Standard (QAU Label)	Supplier	Conc. (ug/mL)	APPL Mix Name	Reference to APPL Prep Date and Lot #'s	Exp. Date	Exp. Date (Manufacturer)	Aliquot From Stock	Final Volume	Solvent	Final Standard Conc. (ug/mL)
Diesel / Motor Oil - 2	APPL	10	Diesel / Motor Oil - 1	Perp'd: 10/6/21 A0164485-52822, A0168842-52820, A0166510-52817 CL16893-52835	See man. Exp date	10/31/2027 12/31/2027 5/31/2026	100uL	200uL	MC	5
Diesel / Motor Oil - 3		50	Diesel / Motor Oil - 2				200uL	1mL	MC	10
Diesel / Motor Oil Calibration STD	Restek	2,000	Diesel / Motor Oil - 3				25uL	1mL	MC	50
			Diesel / Motor Oil - 4				125uL	1mL	MC	250
			Diesel / Motor Oil - 5				500uL	1mL	MC	1000
			Diesel / Motor Oil - 6				750uL	1mL	MC	1500
			Diesel / Motor Oil - 7				100uL	100uL	N/A	2,000



**Diesel / Motor Oil Second Source**

**Prepared: 10/28/2021**

**Expires: 10/28/2024**

**Prepared By (Initials): KA**

**Methylen**

**e**

**Chloride**

**Lot No. 61117**

Initial Standard Information							Final Standard			
Name of Initial Standard (QAU Label)	Supplier	Supplier Part No.	Conc. (ug/mL)	Lot Number - QA Number	Exp. Date (1 yr.)	Exp. Date (Manufacturer)	Aliquot From Stock	Final Volume	Solvent	Final Standard Conc. (ug/mL)
Diesel Fuel #2 Second Source	Phenova	AL0-101287	50,000	CL16477-52980	See man. Exp date	2/28/2027	50uL	10mL	MC	250
Motor Oil Second Source	Absolute	51094	50,000	102819-52981		10/28/2024	50uL			

**Diesel / Motor Oil CCV**

**Prepared: 10/27/2021**

**Expires: 5/31/2026**

**Prepared By (Initials): KA**

**Methylen**

**e**

**Chloride**

**Lot No. 61117**

Initial Standard Information							Final Standard			
Name of Initial Standard (QAU Label)	Supplier	APPL Mix Name	Conc. (ug/mL)	Reference to APPL Prep Date and Lot #'s	Exp. Date	Exp. Date (Manufacturer)	Aliquot From Stock	Final Volume	Solvent	Final Standard Conc. (ug/mL)
Diesel / Motor Oil STD	Restek	Diesel / Motor Oil CCV	2,000	Perp'd: 10/06/21 A0164485-52822, A0168842-52820, A0166510-52817, CL16893-52835	<b>See man. Exp date</b>	10/31/2027 12/31/2027 5/31/2026	1250uL	10mL	MC	250

**Diesel Motor Oil Mix**

Prepared: 10/30/2021

Prepared By (Initials): KA

Expires: 10/31/2027

Initial Standard Information							Final Standard			
Name of Initial Standard (QAU Label)	Supplier	Supplier Part No.	Conc. (ug/mL)	Lot Number - QA Number	Exp. Date (1 yr.)	Exp. Date (Manufacturer)	Aliquot From Stock	Final Volume	Solvent	Final Standard Conc. (ug/mL)
Diesel Fuel #2	Restek	31258	50,000	<del>A0164485-52825</del> and <del>A0164586-53175, 53174, and 53176</del>	See man. Date	10/31/2027	4.00 mL	8.0 mL	NA	25,000
Motor Oil Composite	Restek	31464	50,000	<del>A0166510-52817, and A0168842-53169, 53170, and 53171</del>	See man. Date	12/31/2027 3/31/28	4.00 mL			25,000

**THC Surrogate**

Prepared: 11/10/2021

KA

Expires: 5/31/2026

Initial Standard Information							Final Standard			
Name of Initial Standard (QAU Label)	Supplier	Supplier Part No.	Conc. (ug/mL)	Lot Number - QA Number	Exp. Date (1 yr.)	Exp. Date (Manufacturer)	Allquot From Stock	Final Volume	Solvent	Final Standard Conc. (ug/mL)
O-terphenyl / Octacosane Mix	Phenova	ALO-130161	600	CL16893-52839	See man. Date	5/31/2026	N/A	N/A	N/A	600

# Organic Extraction Worksheet

Method	Continuous Liq/Liq TPH- 3520C w/SGC	Extraction Set	211116A	Extraction Method	LIQ005SGC	Units	mL
Spiked ID 1	Diesel Motor Oil Mix 10-30-21 10-31-27		Surrogate ID 1	THC Surrogate 11-10-21 11-10-22			
Spiked ID 2	Decanoic 1000ug/mL Acid Solution 11-5-21 11-5-22		Surrogate ID 2				
Spiked ID 3			Surrogate ID 3				
Spiked ID 4			Surrogate ID 4				
Spiked ID 5			Surrogate ID 5				
Spiked ID 6			Sufficient Vol for Matrix QC: NO				
Spiked ID 7			Ext. Start Time:	11/16/21 13:42			
Spiked ID 8			Ext. End Time:	11/17/21 7:48			
			GC Requires Extract By:				
			pH1	2	11/16/21 12:10	Water Bath Temp 1 °C	35/34.1 °C
			pH2			Water Bath Temp 2 °C	35/36.1
			pH3			Water Bath Temp 3 °C	35/35.5 °C

Spiked By: SR

Date 11/16/2021

Witnessed By: CG

Date 11/16/2021

Sample	Sample Container	Spike Amount	Spike ID	Surrogate Amount	Surrogate ID	Extract Amount	Final Volume	pH	Extract Date/Time	Comments
1211116A Blk		0.050	2	0.250	1	1000	5	2	11/16/21 12:12	*
					equip	E-HP3 E-WB1				
2211116A LCS-1		0.080,0.050	1,2	0.250	1	1000	5	2	11/16/21 12:12	*
					equip	E-HP4 E-WB2				
3211116A LCSD-1		0.080,0.050	1,2	0.250	1	1000	5	2	11/16/21 12:12	*
					equip	E-HP6 E-WB3				
4BA46001	BA46001W09	0.050	2	0.250	1	1020	5	2	11/16/21 12:12	98213 *
					equip	E-HP7 E-WB1				
5BA46103	BA46103W09	0.050	2	0.250	1	1020	5	2	11/16/21 12:12	98214 *
					equip	E-HP8 E-WB2				
6BA46105	BA46105W09	0.050	2	0.250	1	1040	5	2	11/16/21 12:12	98214 *
					equip	E-HP9 E-WB3				
7BA46107	BA46107W09	0.050	2	0.250	1	1050	5	2	11/16/21 12:12	98214 *
					equip	E-HP10 E-WB1				
8BA46109	BA46109W09	0.050	2	0.250	1	1010	5	2	11/16/21 12:12	98214 *
					equip	E-HP11 E-WB2				
9BA46115	BA46115W09	0.050	2	0.250	1	1040	5	2	11/16/21 12:12	98212 *
					equip	E-HP12 E-WB3				
10BA46116	BA46116W07	0.050	2	0.250	1	1020	5	2	11/16/21 12:12	98212 *
					equip	E-HP13 E-WB1				
11BA46117	BA46117W03	0.050	2	0.250	1	1020	5	2	11/16/21 12:12	98212 *
					equip	E-HP14 E-WB2				

Solvent and Lot#	
1+1 HCL (5mLs)	60358
PH Strips	HC155968
Dichloromethane (DCM)	61117
Filter Paper	400202
Sodium Sulfate	2021071206
SILICA GEL (*)	050627T

Extraction COC Transfer	
Extraction lab employee Initials	KY
GC analyst's initials	KA
Date	11/18/21
Time	10:48
Refrigerator	HOBART

Technician's Initials	
Scanned By	SR
Sample Preparation	SR
Extraction	SR
Concentration	SR,DS

Modified	11/18/2021 7:17:39 AM
----------	-----------------------

Reviewed By: KY

Date 11/18/2021

## Injection Log

Directory: G:\APOLLO\DATA\211028\

Line	Vial	FileName	Multiplier	SampleName	Misc Info	Injected
1	3	1028003.D	1	DMO STD 1 10/28/21	water	10-28-21 9:19:03
2	4	1028004.D	1	DMO STD 2 10/28/21	water	10-28-21 9:47:06
3	5	1028005.D	1	DMO STD 3 10/28/21	water	10-28-21 10:15:13
4	6	1028006.D	1	DMO STD 4 10/28/21	water	10-28-21 10:43:31
5	7	1028007.D	1	DMO STD 5 10/28/21	water	10-28-21 11:11:42
6	8	1028008.D	1	DMO STD 6 10/28/21	water	10-28-21 11:39:55
7	9	1028009.D	1	DMO STD 7 10/28/21	water	10-28-21 12:08:10
8	10	1028010.D	1	DMO Second Source 10/28/21	water	10-28-21 12:36:26
9	80	1117080.D	1	DMO LVL 4 CCV 10/27/21	water	11-18-21 22:49:17
10	81	1117081.D	5	211116A BLK 5/1000	water	11-18-21 23:17:21
11	82	1117082.D	5	211116A LCS-1 5/1000	water	11-18-21 23:45:25
12	83	1117083.D	5	211116A LCSD-1 5/1000	water	11-19-21 0:13:29
13	85	1117085.D	4.90196	BA46103W09 5/1020	water	11-19-21 1:09:40
14	86	1117086.D	4.80769	BA46105W09 5/1040	water	11-19-21 1:37:45
15	87	1117087.D	4.7619	BA46107W09 5/1050	water	11-19-21 2:05:48
16	88	1117088.D	4.9505	BA46109W09 5/1010	water	11-19-21 2:33:52
17	92	1117092.D	1	DMO LVL 4 CCV 10/27/21	water	11-19-21 4:26:09

**ORGANICS**  
**Calibration Data**

TPH Extractables  
DOC1028

Form 6  
Initial Calibration

Lab Name: APPL, Inc.

SDG No: \_\_\_\_\_

Case No: \_\_\_\_\_

Initial Cal. Date: 10/28/2021

Matrix: Water

Instrument: Apollo

Initials: KA

1028003.D    1028004.D    1028005.D    1028006.D    1028007.D    1028008.D    1028009.D

	Compound	1	2	3	4	5	6	7				Avg	%RSD	Type	r <sup>2</sup>	Q
1	HATM Diesel (C10-C24)	2983809	2406563	2517872	2418941	2337993	2387715	2563791				2516669	8.7	HATM		
2	HBTML Motor Oil (C24-C40)	5192328	3260715	2065863	1824592	1695984	1676117	1728658				2492037	53	HBTM	1.000	
3	SA Ortho-Terphenyl(S)	3637234	3178668	3119876	3035678	2926966	2905323	3088794				3127505	7.9	SA		
4	SA Octacosane(S)	2469203	2170507	2286410	2275552	2170413	2171254	2286658				2261428	4.8	SA		
5																
6																
7																
8																
9																
10																
11																
12																
13																
14																
15																
16																
17																
18																
19																
20																
21																
22																
23																
24																
25																
26																
27																
28																
29																
30																
31																
32																
33																
34																
35																

2.118919



Data File : G:\APOLLO\DATA\211028\1028003.D Vial: 3  
 Acq On : 10-28-21 9:19:03 Operator: KA  
 Sample : DMO STD 1 10/28/21 Inst : Apollo  
 Misc : water Multiplr: 1.00  
 IntFile : events.e  
 Quant Time: Oct 28 15:39 2021 Quant Results File: DOC1028.RES

Method : G:\APOLLO\DATA\211028\DOC1028.M (Chemstation Integrator)  
 Title : 8015 B&C  
 Last Update : Thu Oct 28 15:39:11 2021  
 Response via : Multiple Level Calibration

Volume Inj. : 2UL  
 Signal Phase : DB-5  
 Signal Info : FID02A



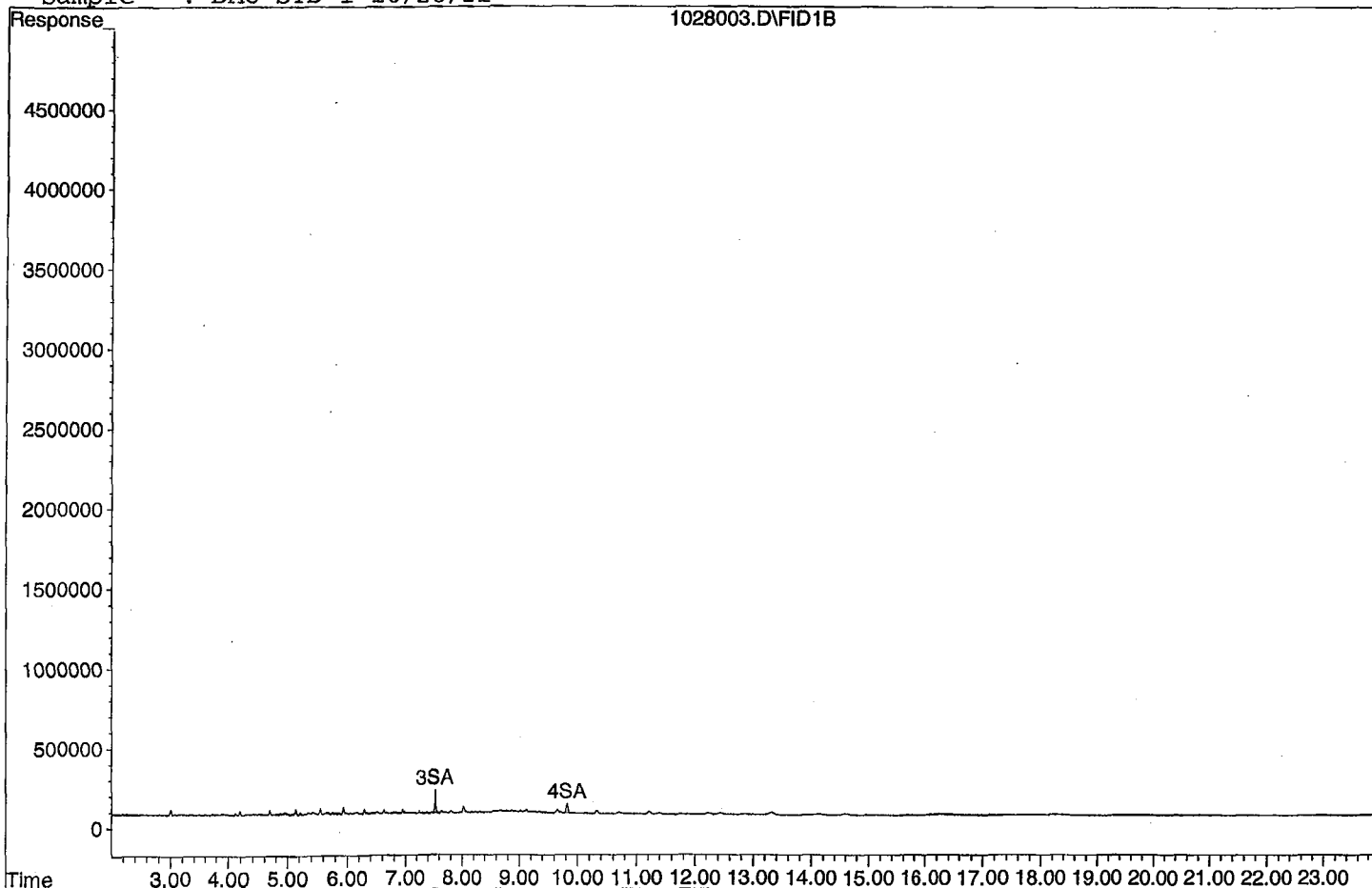
Compound	R.T.	Response	Conc Units
System Monitoring Compounds			
3) SA Ortho-Terphenyl(S)	7.53	1818617	0.291 ppb
Surrogate Spike 30.000		Recovery =	0.97%
4) SA Octacosane(S)	9.82	1234601	0.273 ppb
Surrogate Spike 30.000		Recovery =	0.91%
Target Compounds			
1) HATM Diesel (C10-C24)	6.49	29838086	5.928 ppb
2) HBTM Motor Oil (C24-C40)	14.96	51923283	5.234 ppb
Target Compounds			

Quantitation Report

Data File: G:\APOLLO\DATA\211028\1028003.D

Sample : DMO STD 1 10/28/21

1028003.D\FID1B



Quantitation Report (Not Reviewed)

Data File : G:\APOLLO\DATA\211028\1028004.D Vial: 4  
 Acq On : 10-28-21 9:47:06 Operator: KA  
 Sample : DMO STD 2 10/28/21 Inst : Apollo  
 Misc : water Multiplr: 1.00  
 IntFile : events.e  
 Quant Time: Oct 28 15:39 2021 Quant Results File: DOC1028.RES



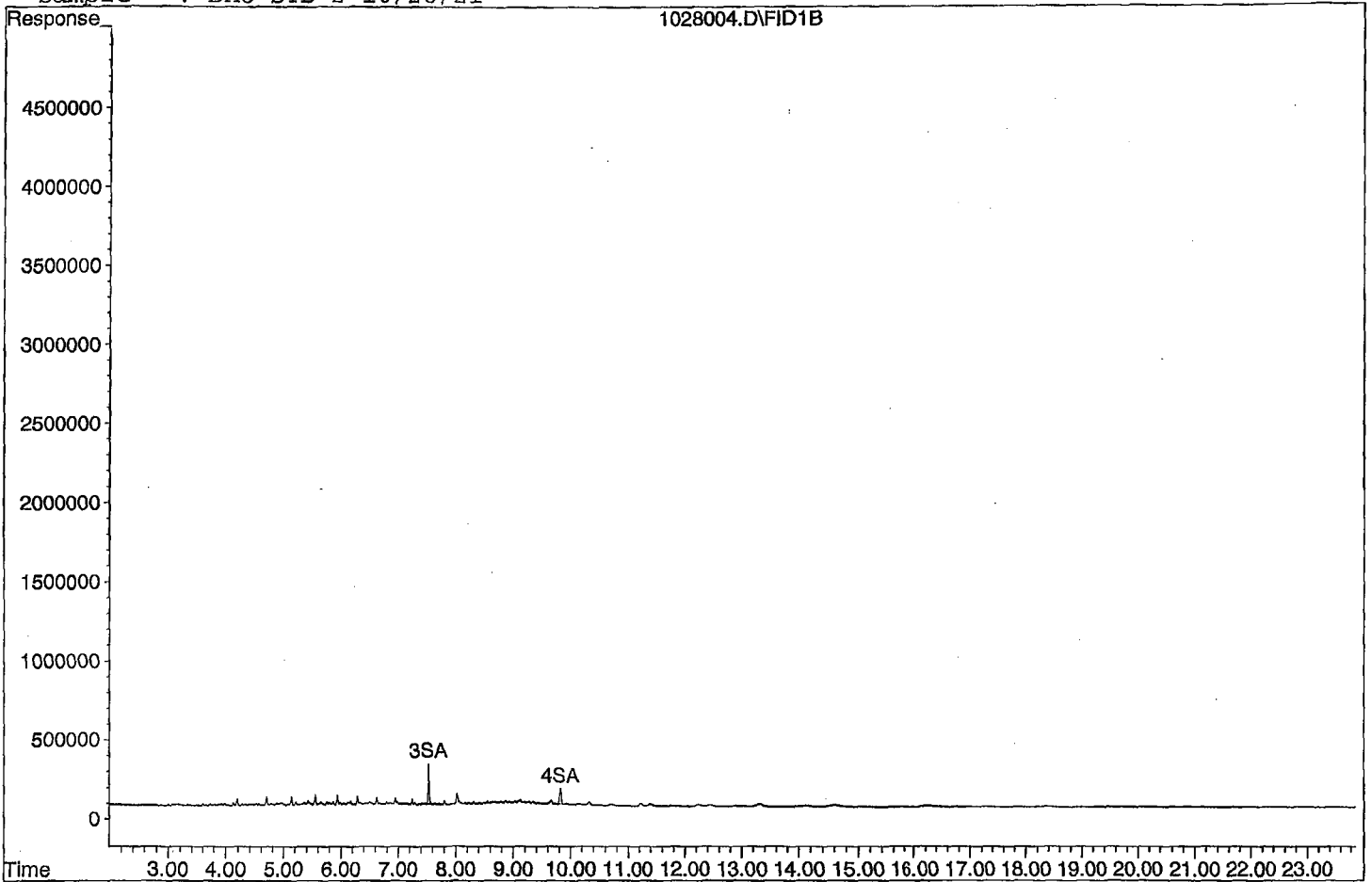
Method : G:\APOLLO\DATA\211028\DOC1028.M (Chemstation Integrator)  
 Title : 8015 B&C  
 Last Update : Thu Oct 28 15:39:11 2021  
 Response via : Multiple Level Calibration

Volume Inj. : 2UL  
 Signal Phase : DB-5  
 Signal Info : FID02A

Compound	R.T.	Response	Conc Units
System Monitoring Compounds			
3) SA Ortho-Terphenyl(S)	7.53	3178668	0.508 ppb
Surrogate Spike 30.000		Recovery =	1.69%
4) SA Octacosane(S)	9.82	2170507	0.480 ppb
Surrogate Spike 30.000		Recovery =	1.60%
Target Compounds			
1) HATM Diesel (C10-C24)	6.49	48131263	9.562 ppb
2) HBTM Motor Oil (C24-C40)	14.96	65214303	9.152 ppb
Target Compounds			

Quantitation Report

Data File: G:\APOLLO\DATA\211028\1028004.D  
Sample : DMO STD 2 10/28/21



Data File : G:\APOLLO\DATA\211028\1028005.D Vial: 5  
 Acq On : 10-28-21 10:15:13 Operator: KA  
 Sample : DMO STD 3 10/28/21 Inst : Apollo  
 Misc : water Multiplr: 1.00  
 IntFile : events.e  
 Quant Time: Oct 28 15:39 2021 Quant Results File: DOC1028.RES

Method : G:\APOLLO\DATA\211028\DOC1028.M (Chemstation Integrator)  
 Title : 8015 B&C  
 Last Update : Thu Oct 28 15:39:11 2021  
 Response via : Multiple Level Calibration

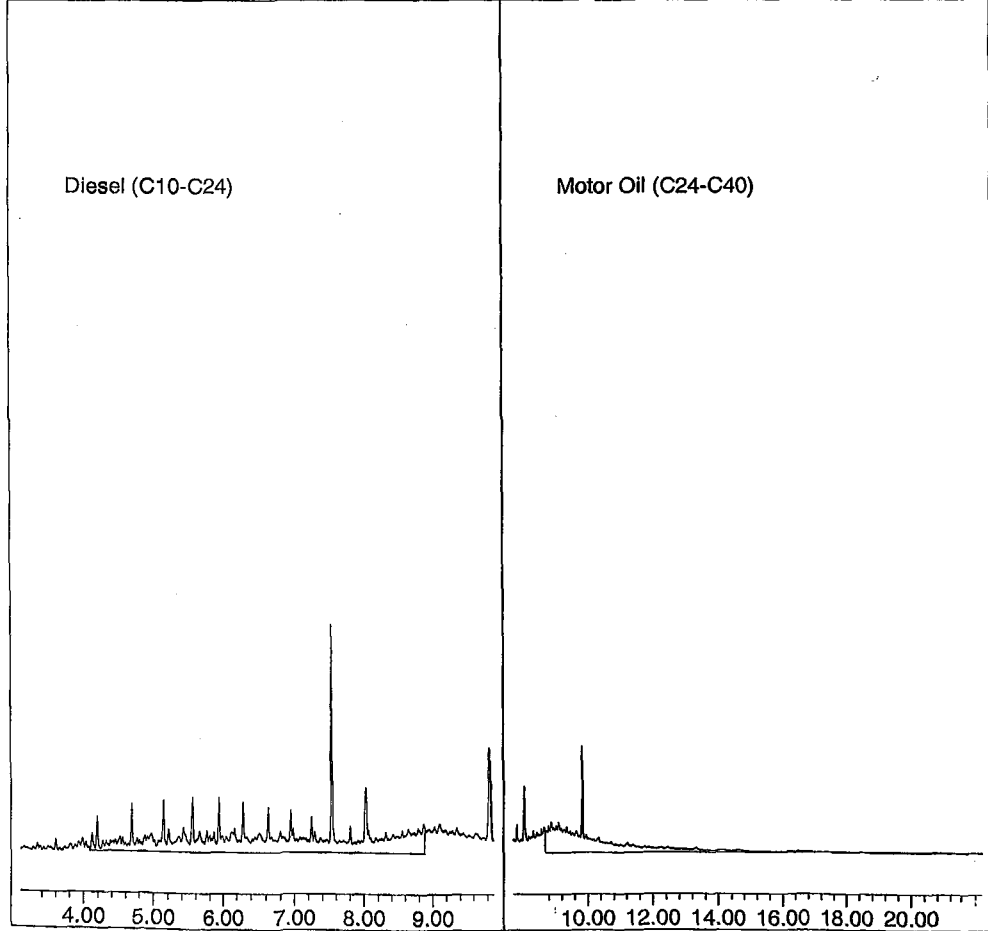
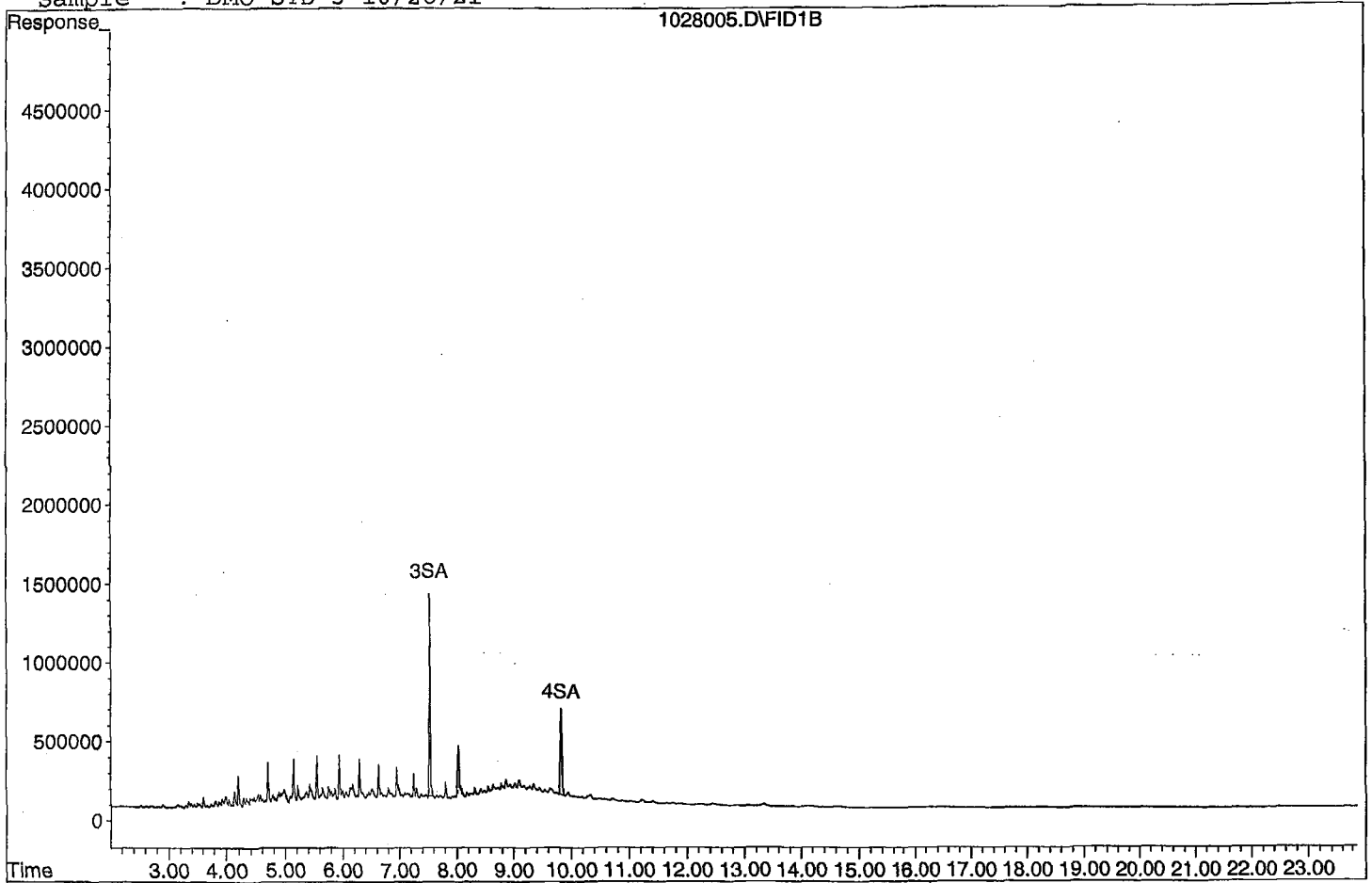
Volume Inj. : 2UL  
 Signal Phase : DB-5  
 Signal Info : FID02A

Compound	R.T.	Response	Conc Units
System Monitoring Compounds			
3) SA Ortho-Terphenyl(S)	7.53	15599382	2.494 ppb
Surrogate Spike 30.000		Recovery =	8.31%
4) SA Octacosane(S)	9.82	11432050	2.528 ppb
Surrogate Spike 30.000		Recovery =	8.43%
Target Compounds			
1) HATM Diesel (C10-C24)	6.49	251787231	50.024 ppb
2) HBTM Motor Oil (C24-C40)	14.96	206586322	50.832 ppb

Target Compounds

Quantitation Report

Data File: G:\APOLLO\DATA\211028\1028005.D  
Sample : DMO STD 3 10/28/21



Data File : G:\APOLLO\DATA\211028\1028006.D Vial: 6  
 Acq On : 10-28-21 10:43:31 Operator: KA  
 Sample : DMO STD 4 10/28/21 Inst : Apollo  
 Misc : water Multiplr: 1.00  
 IntFile : events.e  
 Quant Time: Oct 28 15:39 2021 Quant Results File: DOC1028.RES

Method : G:\APOLLO\DATA\211028\DOC1028.M (Chemstation Integrator)  
 Title : 8015 B&C  
 Last Update : Thu Oct 28 15:39:11 2021  
 Response via : Multiple Level Calibration

Volume Inj. : 2UL  
 Signal Phase : DB-5  
 Signal Info : FID02A

Compound	R.T.	Response	Conc Units
System Monitoring Compounds			
3) SA Ortho-Terphenyl(S)	7.53	75891940	12.133 ppb
Surrogate Spike 30.000		Recovery =	40.44%
4) SA Octacosane(S)	9.82	56888797	12.578 ppb
Surrogate Spike 30.000		Recovery =	41.93%
Target Compounds			
1) HATM Diesel (C10-C24)	6.49	1209470396	240.292 ppb
2) HBTM Motor Oil (C24-C40)	14.96	912296132	258.892 ppb

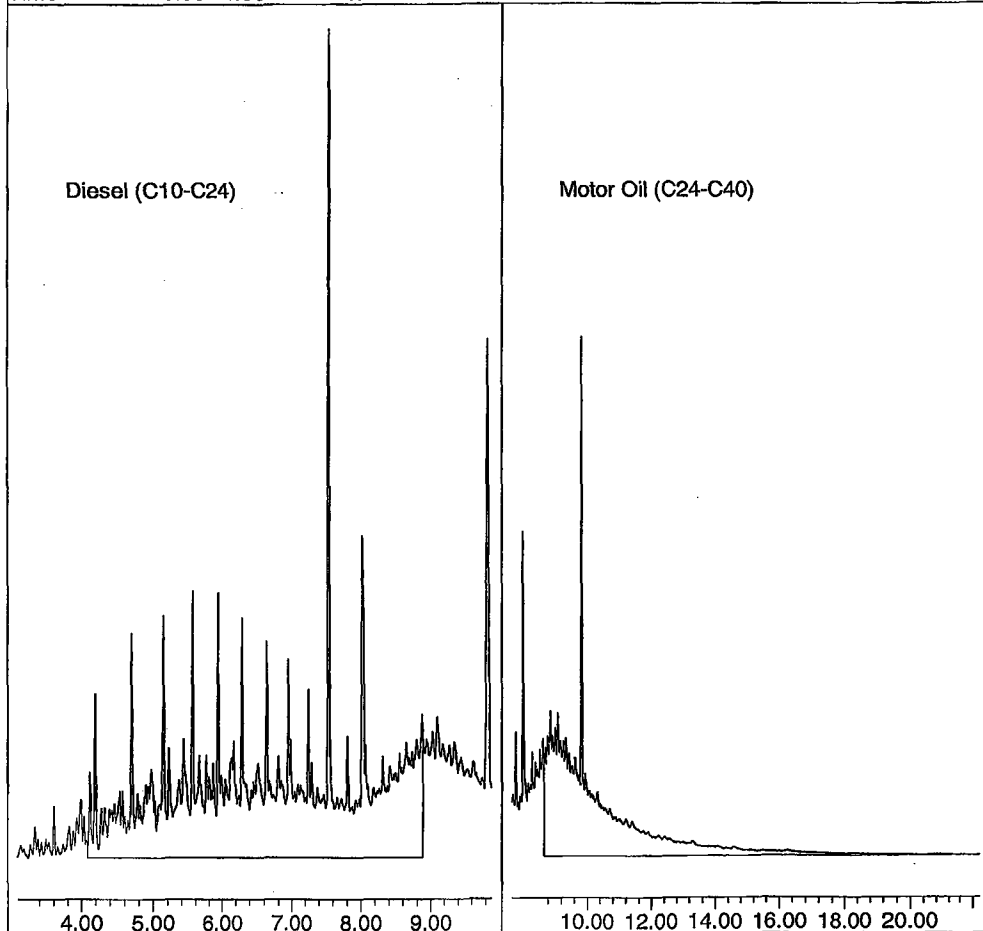
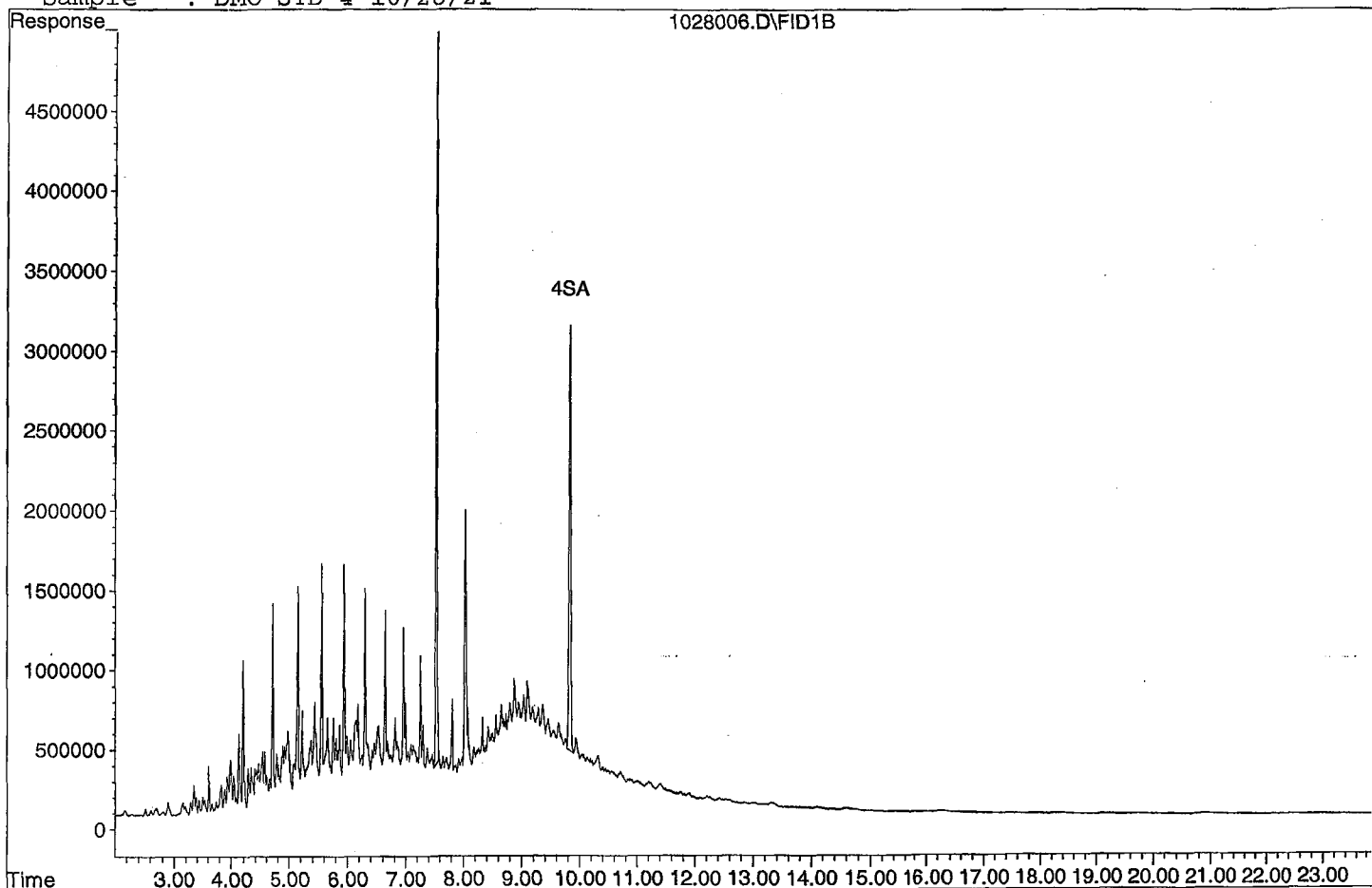
Target Compounds

Quantitation Report

Data File: G:\APOLLO\DATA\211028\1028006.D

Sample : DMO STD 4 10/28/21

1028006.D\FID1B





Quantitation Report (Not Reviewed)

Data File : G:\APOLLO\DATA\211028\1028007.D Vial: 7  
 Acq On : 10-28-21 11:11:42 Operator: KA  
 Sample : DMO STD 5 10/28/21 Inst : Apollo  
 Misc : water Multiplr: 1.00  
 IntFile : events.e  
 Quant Time: Oct 28 15:39 2021 Quant Results File: DOC1028.RES

Method : G:\APOLLO\DATA\211028\DOC1028.M (Chemstation Integrator)  
 Title : 8015 B&C  
 Last Update : Thu Oct 28 15:39:11 2021  
 Response via : Multiple Level Calibration

Volume Inj. : 2UL  
 Signal Phase : DB-5  
 Signal Info : FID02A

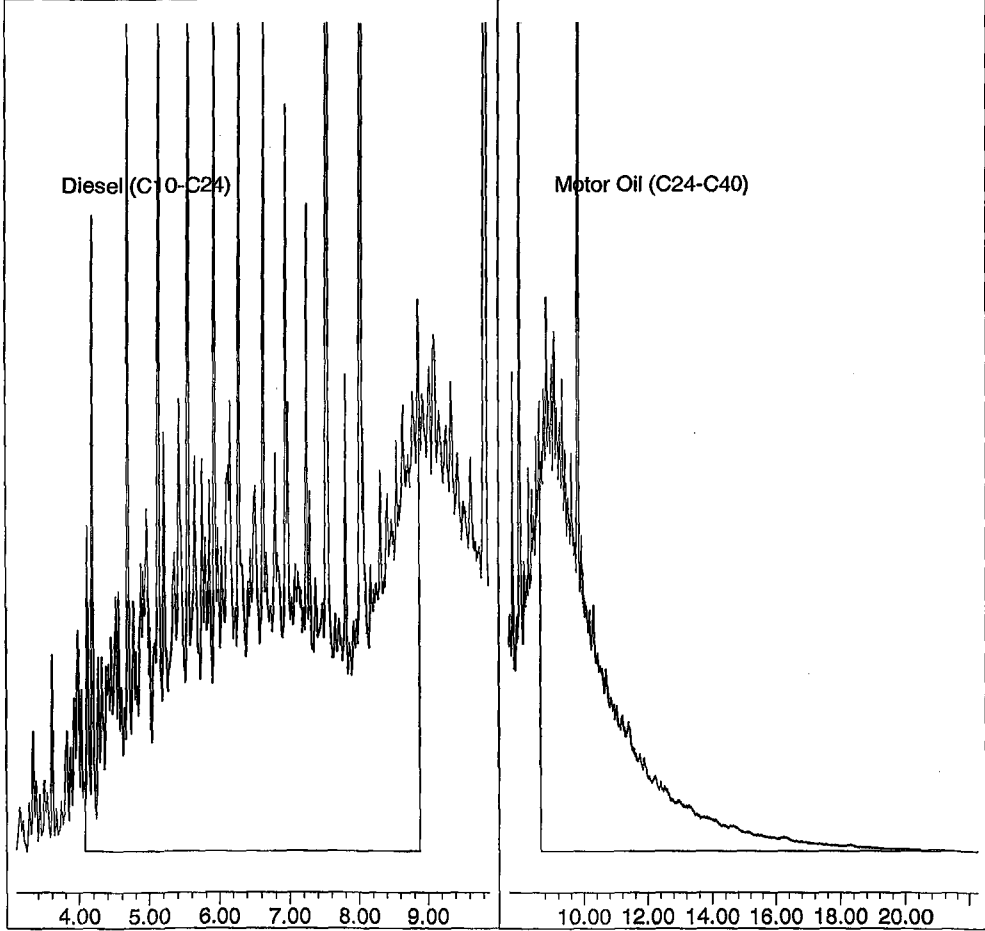
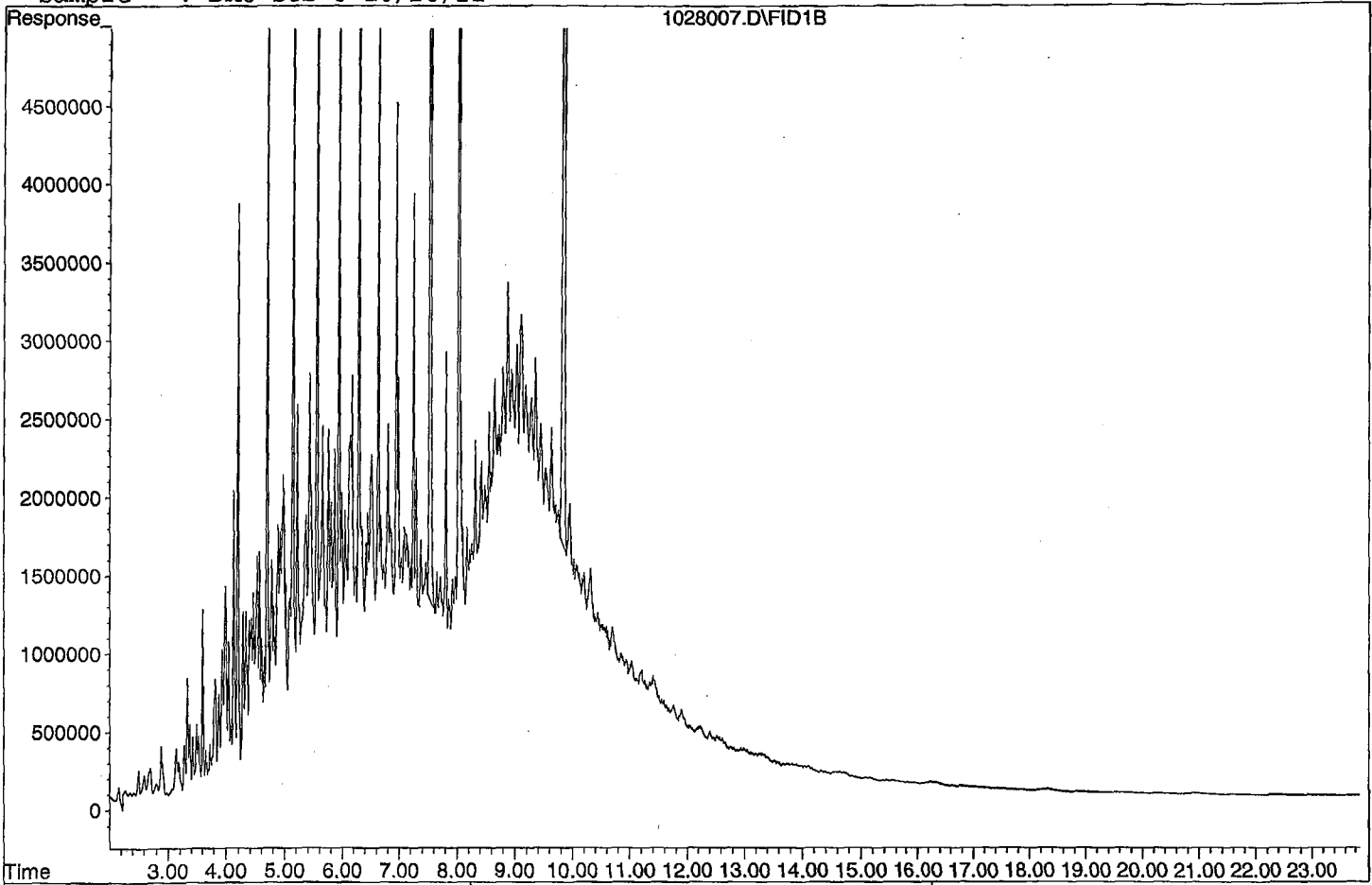
Compound	R.T.	Response	Conc Units
-----			
System Monitoring Compounds			
3) SA Ortho-Terphenyl(S)	7.54	292696553	46.794 ppb
Surrogate Spike 30.000		Recovery =	155.98%
4) SA Octacosane(S)	9.83	217041298	47.988 ppb
Surrogate Spike 30.000		Recovery =	159.96%
Target Compounds			
1) HATM Diesel (C10-C24)	6.49	4675985227	929.003 ppb
2) HBTM Motor Oil (C24-C40)	14.96	3391967397	989.959 ppb

Target Compounds

Quantitation Report

Data File: G:\APOLLO\DATA\211028\1028007.D

Sample : DMO STD 5 10/28/21



Data File : G:\APOLLO\DATA\211028\1028008.D Vial: 8  
 Acq On : 10-28-21 11:39:55 Operator: KA  
 Sample : DMO STD 6 10/28/21 Inst : Apollo  
 Misc : water Multiplr: 1.00  
 IntFile : events.e  
 Quant Time: Oct 28 15:39 2021 Quant Results File: DOC1028.RES

Method : G:\APOLLO\DATA\211028\DOC1028.M (Chemstation Integrator)  
 Title : 8015 B&C  
 Last Update : Thu Oct 28 15:39:11 2021  
 Response via : Multiple Level Calibration

Volume Inj. : 2UL  
 Signal Phase : DB-5  
 Signal Info : FID02A

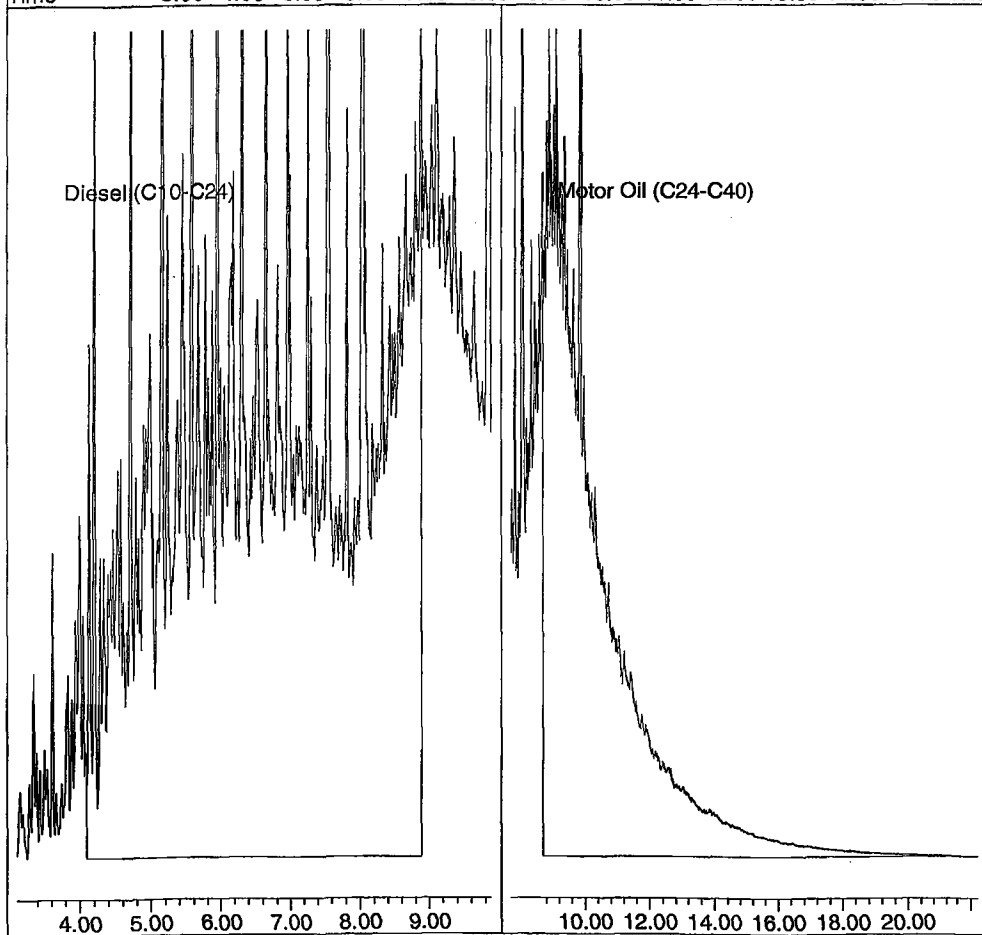
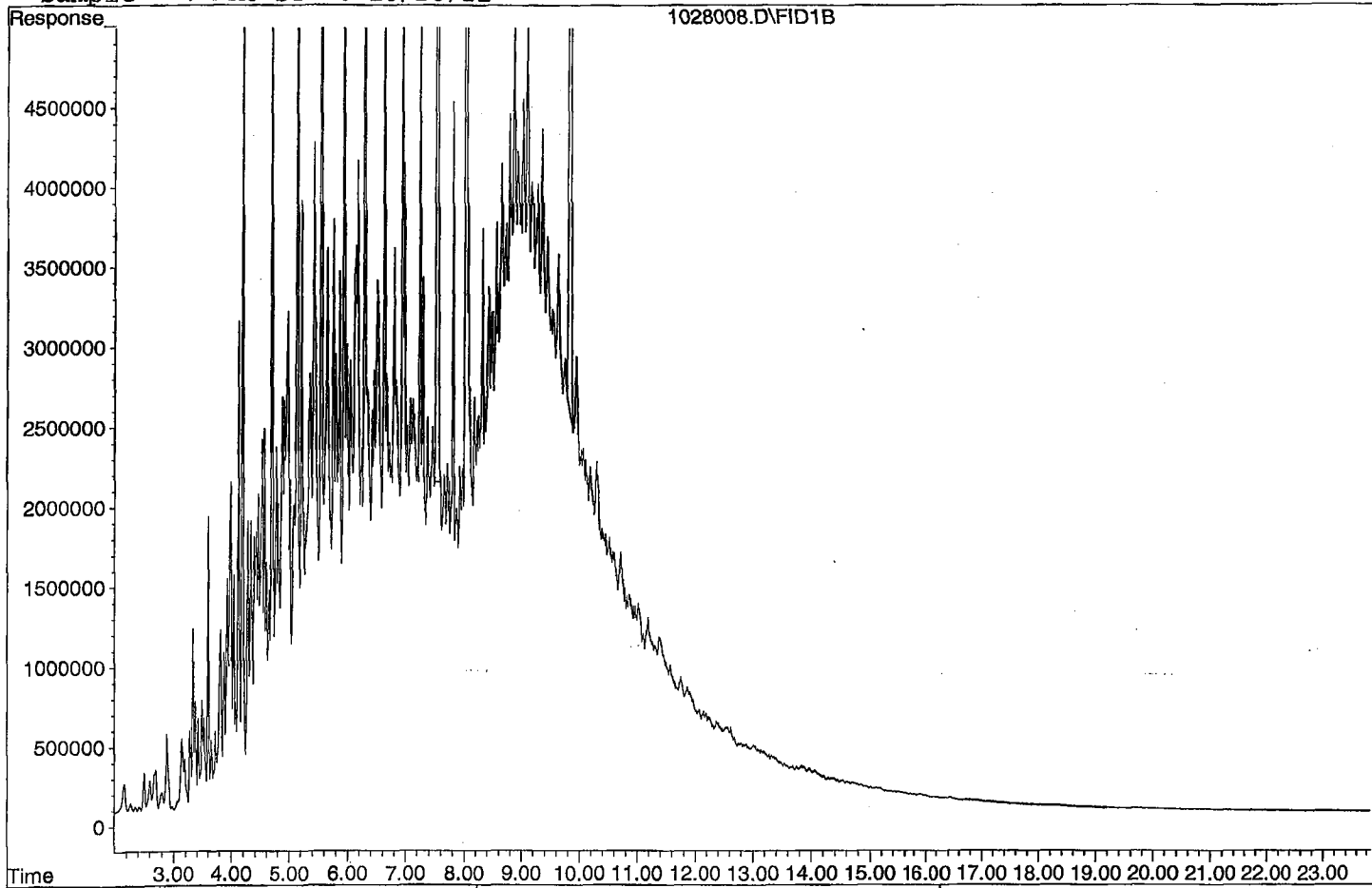
Compound	R.T.	Response	Conc Units
-----			
System Monitoring Compounds			
3) SA Ortho-Terphenyl(S)	7.54	435798382	69.672 ppb
Surrogate Spike 30.000		Recovery =	232.24%
4) SA Octacosane(S)	9.84	325688048	72.009 ppb
Surrogate Spike 30.000		Recovery =	240.03%
Target Compounds			
1) HATM Diesel (C10-C24)	6.49	7163144090	1423.140 ppb
2) HBTM Motor Oil (C24-C40)	14.96	5028351305	1472.405 ppb

Target Compounds

Quantitation Report

Data File: G:\APOLLO\DATA\211028\1028008.D

Sample : DMO STD 6 10/28/21



Data File : G:\APOLLO\DATA\211028\1028009.D Vial: 9  
 Acq On : 10-28-21 12:08:10 Operator: KA  
 Sample : DMO STD 7 10/28/21 Inst : Apollo  
 Misc : water Multiplr: 1.00  
 IntFile : events.e  
 Quant Time: Oct 28 15:39 2021 Quant Results File: DOC1028.RES

Method : G:\APOLLO\DATA\211028\DOC1028.M (Chemstation Integrator)  
 Title : 8015 B&C  
 Last Update : Thu Oct 28 15:39:11 2021  
 Response via : Multiple Level Calibration

Volume Inj. : 2UL  
 Signal Phase : DB-5  
 Signal Info : FID02A

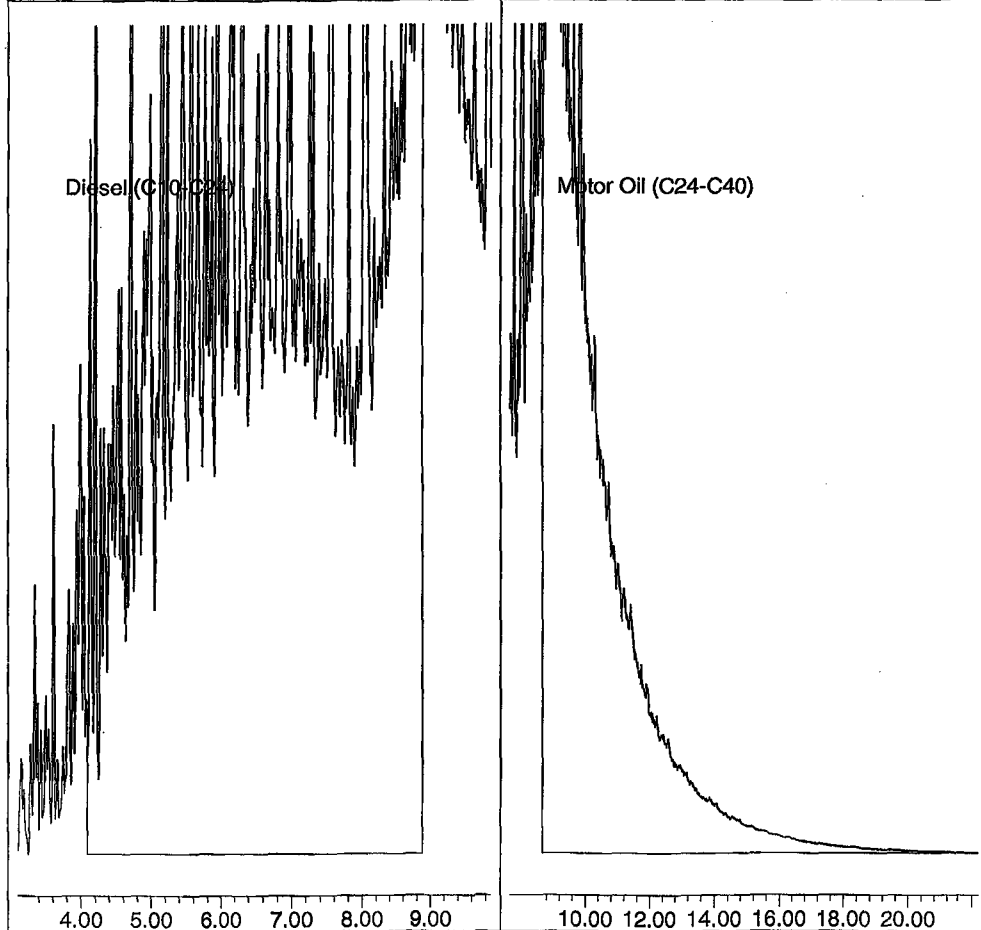
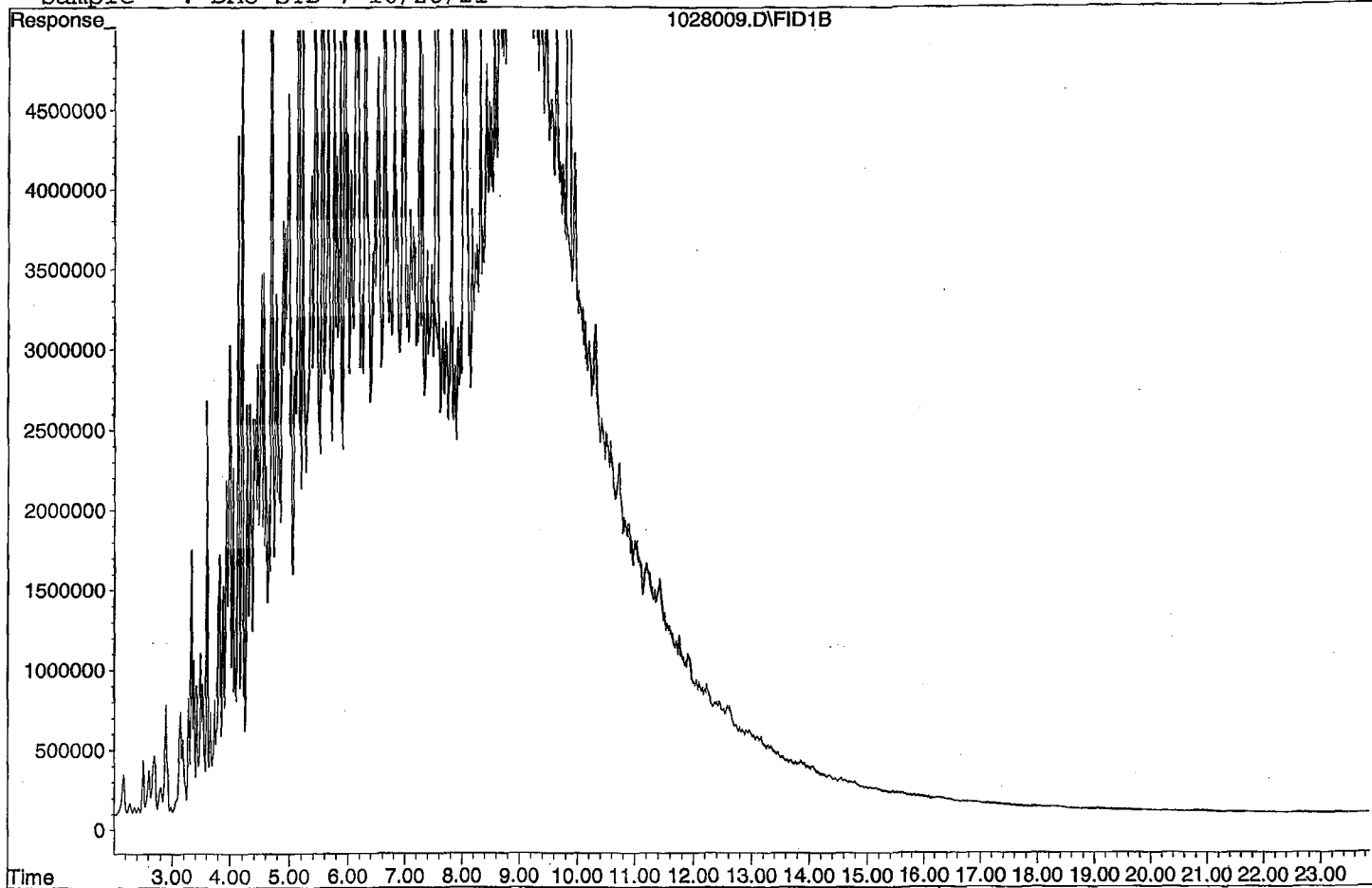
Compound	R.T.	Response	Conc Units
System Monitoring Compounds			
3) SA Ortho-Terphenyl(S)	7.54	617758709	98.762 ppb
Surrogate Spike 30.000		Recovery =	329.21%
4) SA Octacosane(S)	9.85	457331573	101.116 ppb
Surrogate Spike 30.000		Recovery =	337.05%
Target Compounds			
1) HATM Diesel (C10-C24)	6.49	10255165539	2037.448 ppb
2) HBTM Motor Oil (C24-C40)	14.96	6914631831	2028.526 ppb

Target Compounds

Quantitation Report

Data File: G:\APOLLO\DATA\211028\1028009.D

Sample : DMO STD 7 10/28/21



TPH Extractables  
DOC1028

Form 7

Second Source Calibration

Lab Name: APPL, Inc.  
Case No: \_\_\_\_\_  
Matrix: Water

SDG No: \_\_\_\_\_  
Date Analyzed: 10/28/2021  
Instrument: Apollo  
Initial Cal. Date: 10/28/2021  
Data File: 1028010.D

	Compound	MEAN	CCRF	%D	%Drift	
1	HATM Diesel (C10-C24)	2516670	2266400	9.9	HATM	
2	HBTM Motor Oil (C24-C40)	2492040	1663520	33	HBTML	5.9
3						
4						
5						
6						
7						
8						
9						
10						
11						
12						
13						
14						
15						
16						
17						
18						
19						
20						
21						
22						
23						
24						
25						
26						
27						
28						
29						
30						
31						
32						
33						
34						
35						
36						
37						
38						
39						
40	Average			21.5		

Data File : G:\APOLLO\DATA\211028\1028010.D Vial: 10  
 Acq On : 10-28-21 12:36:26 Operator: KA  
 Sample : DMO Second Source 10/28/21 Inst : Apollo  
 Misc : water Multiplr: 1.00  
 IntFile : events.e  
 Quant Time: Oct 28 15:39 2021 Quant Results File: DOC1028.RES

Method : G:\APOLLO\DATA\211028\DOC1028.M (Chemstation Integrator)  
 Title : 8015 B&C  
 Last Update : Thu Oct 28 15:39:11 2021  
 Response via : Multiple Level Calibration

Volume Inj. : 2UL  
 Signal Phase : DB-5  
 Signal Info : FID02A


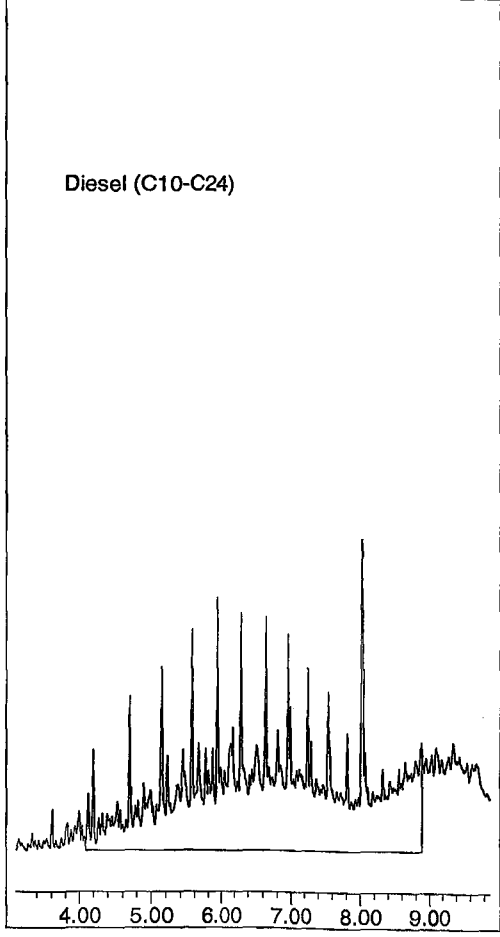
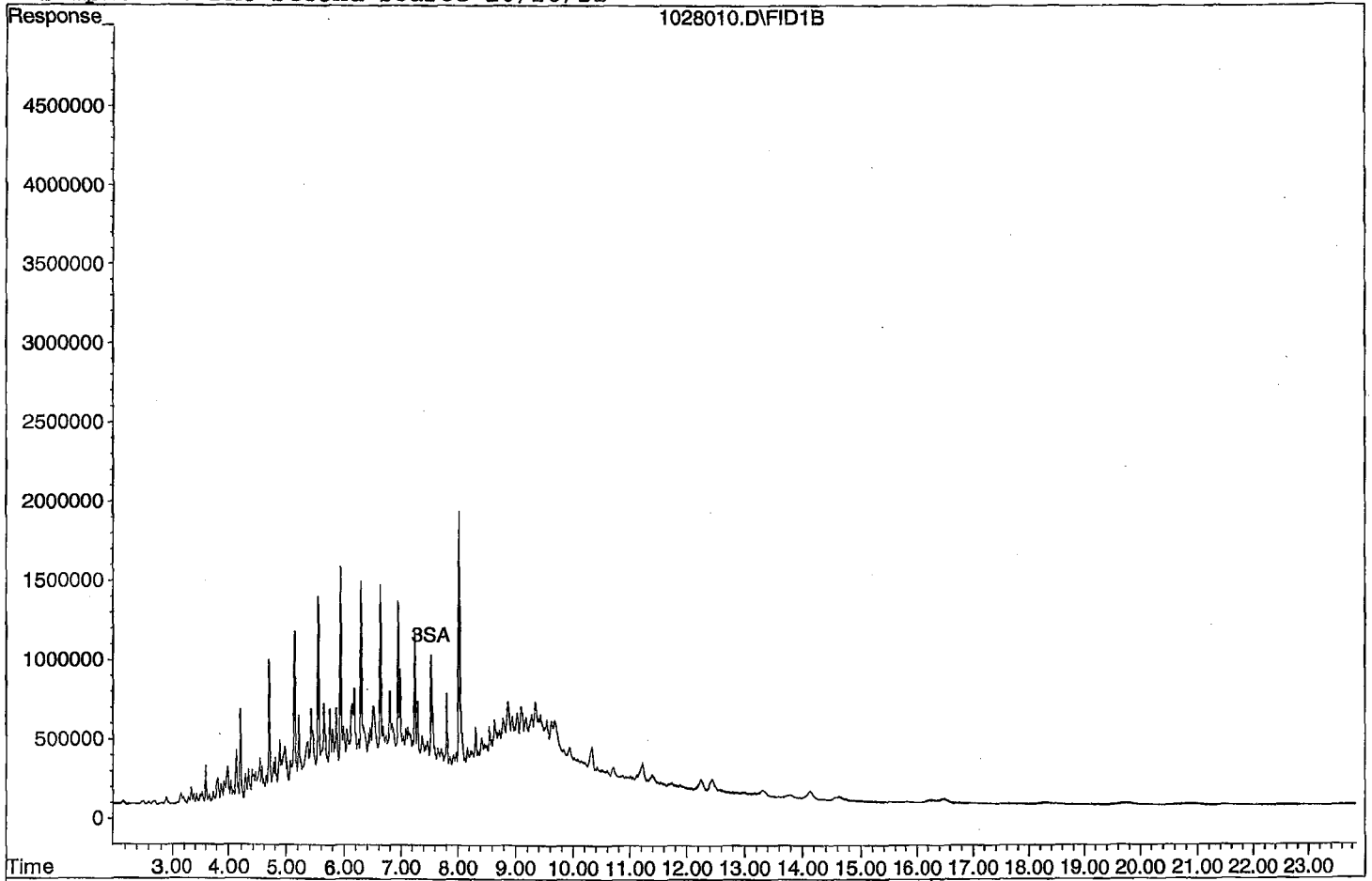
Compound	R.T.	Response	Conc Units
System Monitoring Compounds			
3) SA Ortho-Terphenyl(S)	7.53	4250105	0.679 ppb
Surrogate Spike 30.000		Recovery =	2.26%
4) SA Octacosane(S)	9.83	-3553	N.D. ppb
Surrogate Spike 30.000		Recovery =	0.00%
Target Compounds			
1) HATM Diesel (C10-C24)	6.49	1133202337	225.139 ppb
2) HBTM Motor Oil (C24-C40)	14.96	831758038	235.148 ppb
Target Compounds			

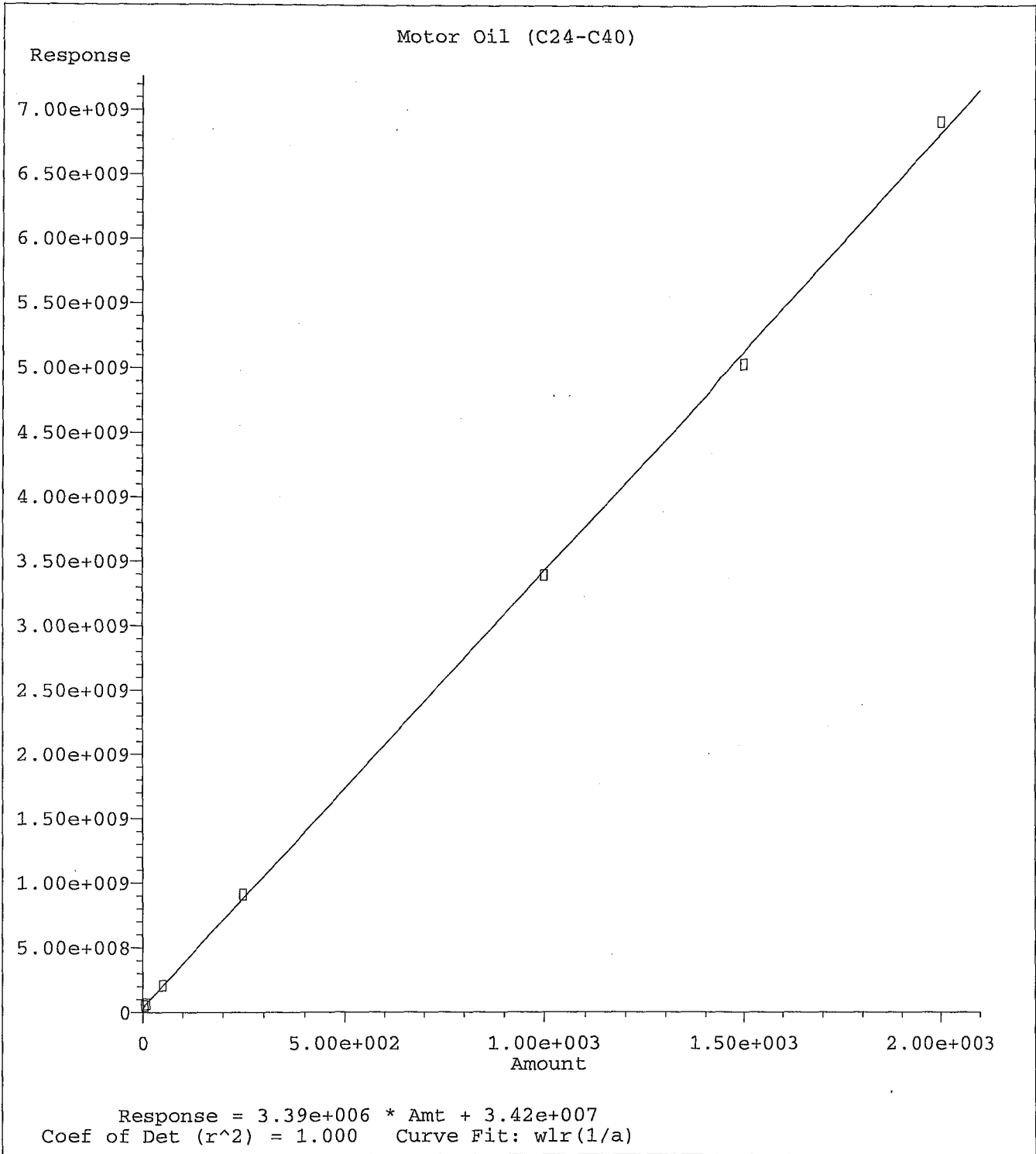


Quantitation Report

Data File: G:\APOLLO\DATA\211028\1028010.D

Sample : DMO Second Source 10/28/21





Method Name: G:\APOLLO\DATA\211028\DOC1028.M  
 Calibration Table Last Updated: Thu Oct 28 15:37:06 2021

TPH Extractables  
DEC0911

Form 6  
Initial Calibration

Lab Name: APPL, Inc.

SDG No: \_\_\_\_\_

Case No: \_\_\_\_\_

Initial Cal. Date: 9/11/2021

Matrix: Water

Instrument: Apollo

Initials: KA

911002.D    911003.D    911004.D    911005.D    911006.D    911007.D

		Compound	1	2	3	4	5	6					Avg	%RSD	Type	r^2	Q
1	SC	Decanoic Acid(S)	883995	1084261	1313446	1384667	1522107	1509937					1283069	20	SC		*
2																	
3																	
4																	
5																	
6																	
7																	
8																	
9																	
10																	
11																	
12																	
13																	
14																	
15																	
16																	
17																	
18																	
19																	
20																	
21																	
22																	
23																	
24																	
25																	
26																	
27																	
28																	
29																	
30																	
31																	
32																	
33																	
34																	
35																	

0.562142

Data File : G:\APOLLO\DATA\210911\911002.D Vial: 2  
 Acq On : 9-11-21 10:22:53 Operator: KA  
 Sample : Decanoic Acid STD 1 Inst : Apollo  
 Misc : water Multiplr: 1.00  
 IntFile : events.e  
 Quant Time: Sep 13 9:30 2021 Quant Results File: DEC0911.RES

Method : G:\APOLLO\DATA\210808\DEC0911.M (Chemstation Integrator)  
 Title : 8015 B&C  
 Last Update : Mon Sep 13 09:30:16 2021  
 Response via : Multiple Level Calibration

Volume Inj. : 2UL  
 Signal Phase : DB-5  
 Signal Info : FID02A

Compound	R.T.	Response	Conc Units
-----			
System Monitoring Compounds			
1) SC Decanoic Acid(S)	5.77	5303968	2.067 ppb
Surrogate Spike 24.000	Recovery	=	8.61%

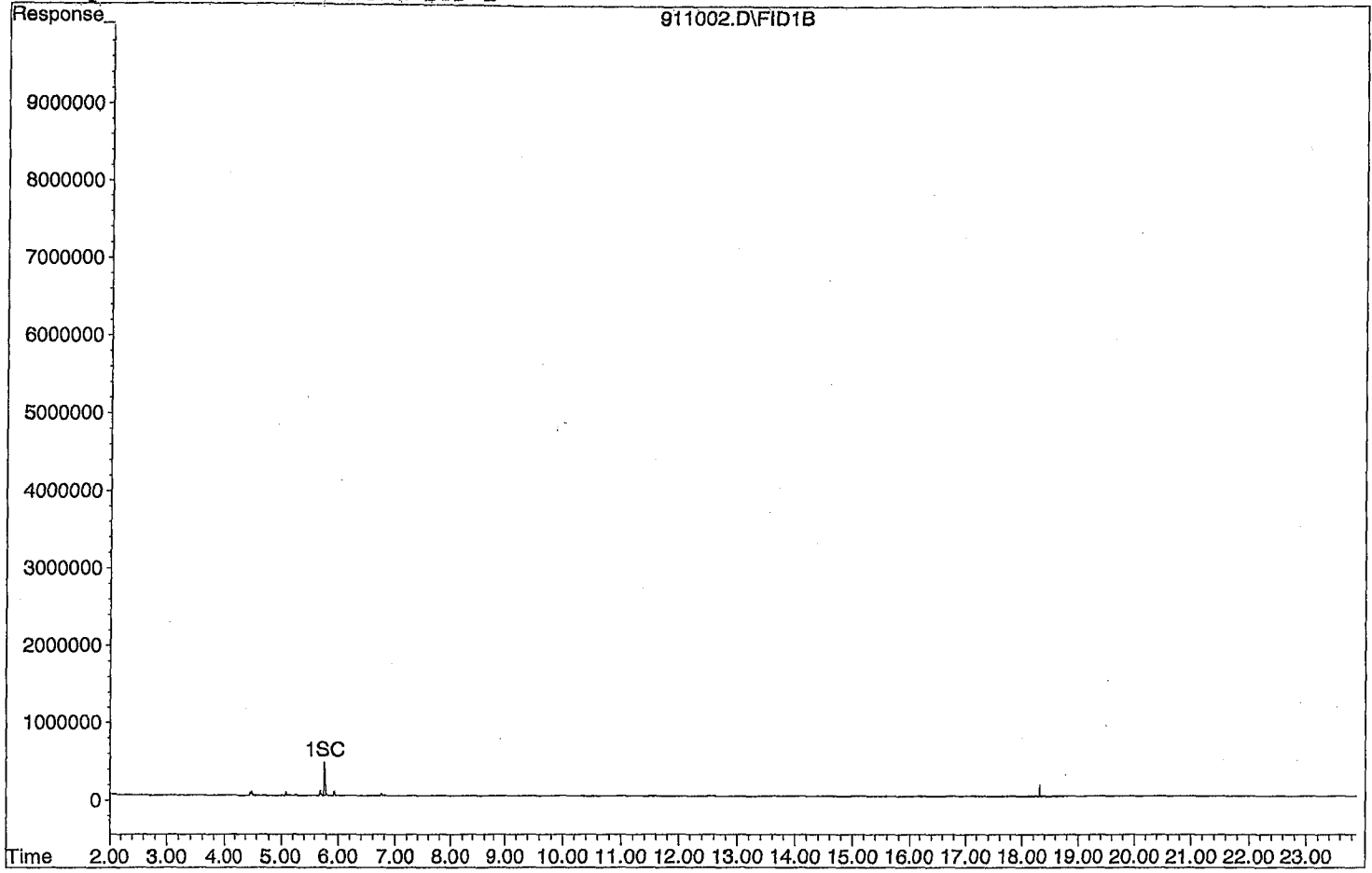
Target Compounds

Target Compounds

Quantitation Report

Data File: G:\APOLLO\DATA\210911\911002.D

Sample : Decanoic Acid STD 1



Data File : G:\APOLLO\DATA\210911\911003.D Vial: 3  
 Acq On : 9-11-21 10:51:11 Operator: KA  
 Sample : Decanoic Acid STD 2 Inst : Apollo  
 Misc : water Multiplr: 1.00  
 IntFile : events.e  
 Quant Time: Sep 23 17:12 2021 Quant Results File: DEC0911.RES

Method : G:\APOLLO\DATA\210808\DEC0911.M (Chemstation Integrator)  
 Title : 8015 B&C  
 Last Update : Mon Sep 13 09:30:16 2021  
 Response via : Multiple Level Calibration

Volume Inj. : 2UL  
 Signal Phase : DB-5  
 Signal Info : FID02A

Compound	R.T.	Response	Conc Units
----------	------	----------	------------

System Monitoring Compounds			
1) SC Decanoic Acid(S)	5.77	13011132	5.070 ppb
Surrogate Spike 24.000		Recovery =	21.13%

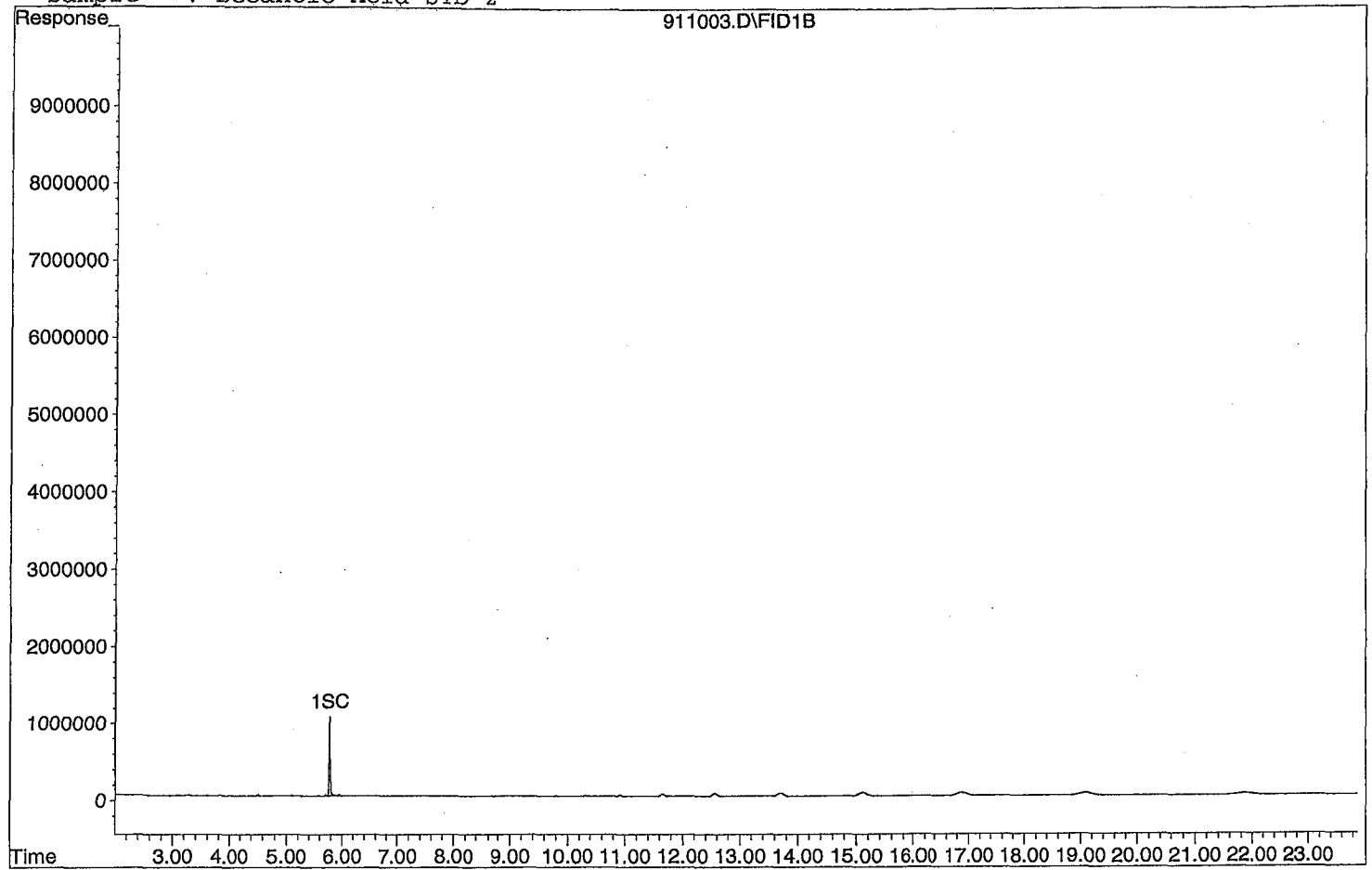
Target Compounds

Target Compounds

Quantitation Report

Data File: G:\APOLLO\DATA\210911\911003.D

Sample : Decanoic Acid STD 2



Data File : G:\APOLLO\DATA\210911\911004.D Vial: 4  
 Acq On : 9-11-21 11:19:39 Operator: KA  
 Sample : Decanoic Acid STD 3 Inst : Apollo  
 Misc : water Multiplr: 1.00  
 IntFile : events.e  
 Quant Time: Sep 23 17:12 2021 Quant Results File: DEC0911.RES

Method : G:\APOLLO\DATA\210808\DEC0911.M (Chemstation Integrator)  
 Title : 8015 B&C  
 Last Update : Mon Sep 13 09:30:16 2021  
 Response via : Multiple Level Calibration

Volume Inj. : 2UL  
 Signal Phase : DB-5  
 Signal Info : FID02A

Compound	R.T.	Response	Conc Units
----------	------	----------	------------

System Monitoring Compounds			
1) SC Decanoic Acid(S)	5.79	63045408	24.568 ppb
Surrogate Spike 24.000		Recovery =	102.37%

Target Compounds

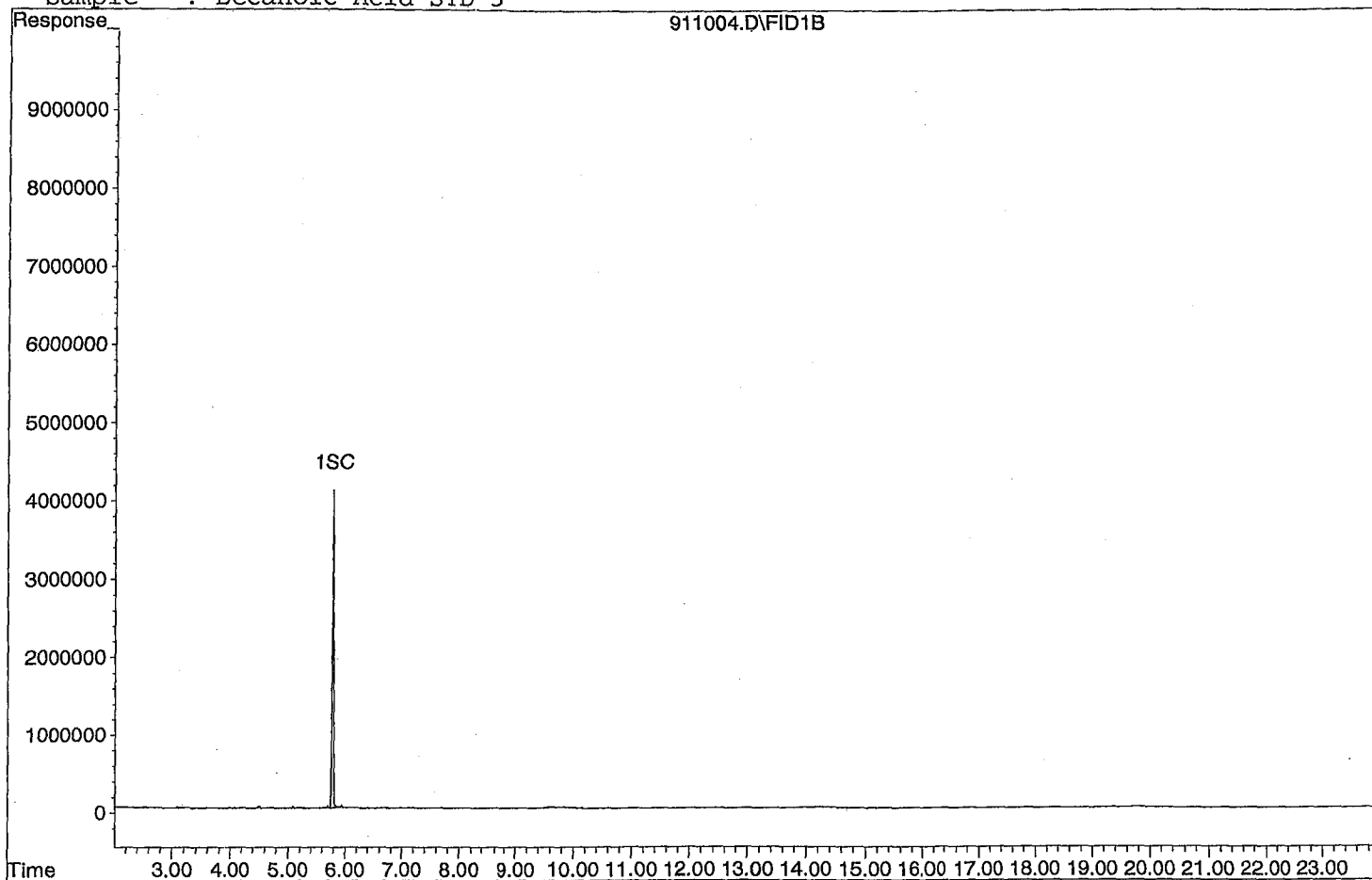
Target Compounds



Quantitation Report

Data File: G:\APOLLO\DATA\210911\911004.D

Sample : Decanoic Acid STD 3



Data File : G:\APOLLO\DATA\210911\911005.D Vial: 5  
 Acq On : 9-11-21 11:48:04 Operator: KA  
 Sample : Decanoic Acid STD 4 Inst : Apollo  
 Misc : water Multiplr: 1.00  
 IntFile : events.e  
 Quant Time: Sep 23 17:12 2021 Quant Results File: DEC0911.RES

Method : G:\APOLLO\DATA\210808\DEC0911.M (Chemstation Integrator)  
 Title : 8015 B&C  
 Last Update : Mon Sep 13 09:30:16 2021  
 Response via : Multiple Level Calibration

Volume Inj. : 2UL  
 Signal Phase : DB-5  
 Signal Info : FID02A

Compound	R.T.	Response	Conc Units
System Monitoring Compounds			
1) SC Decanoic Acid(S)	5.80	99696015	38.851 ppb
Surrogate Spike 24.000		Recovery =	161.88%

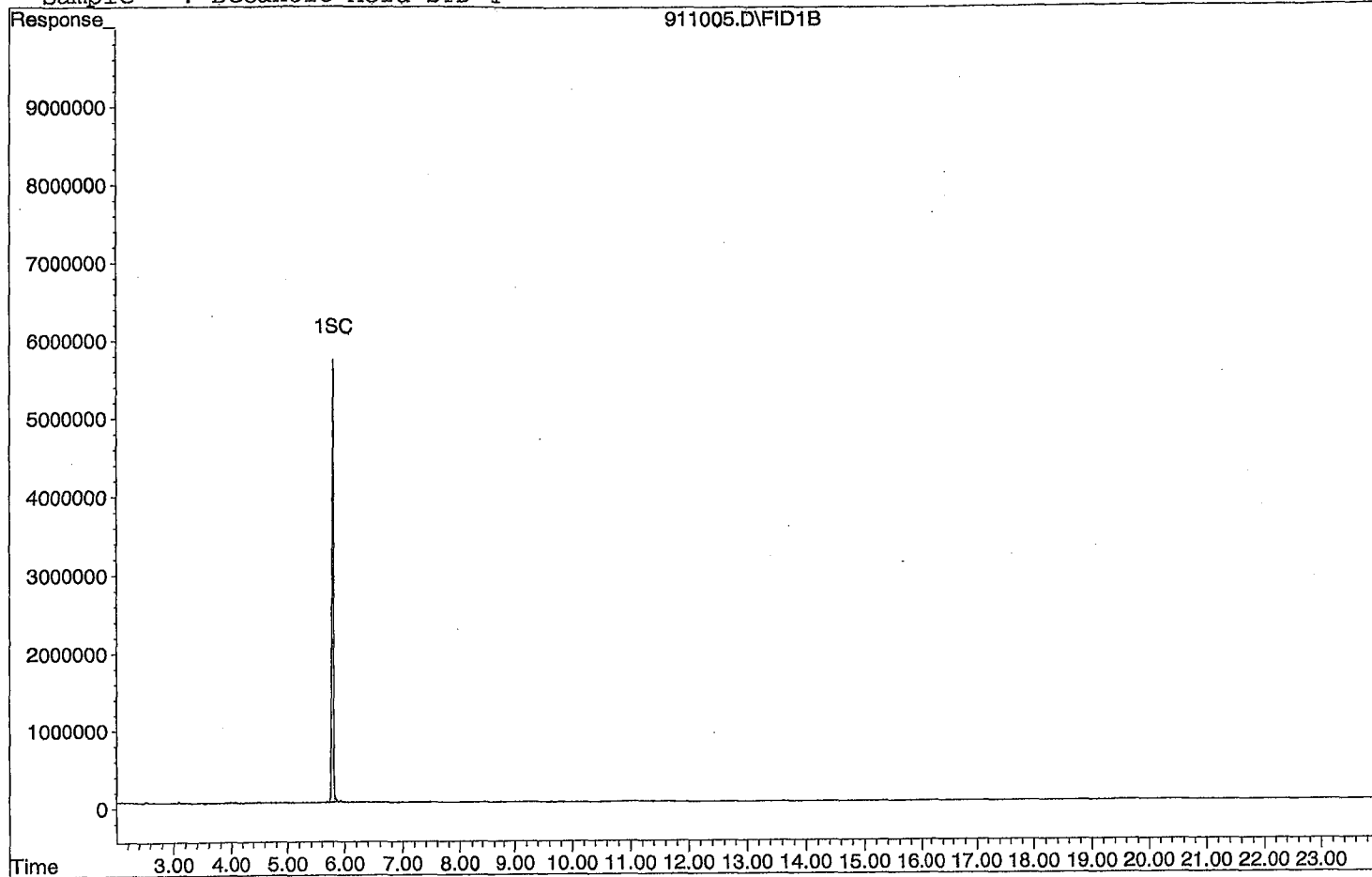
Target Compounds

Target Compounds

Data File: G:\APOLLO\DATA\210911\911005.D

Sample : Decanoic Acid STD 4

911005.D\FID1B



Data File : G:\APOLLO\DATA\210911\911006.D Vial: 6  
 Acq On : 9-11-21 12:16:37 Operator: KA  
 Sample : Decanoic Acid STD 5 Inst : Apollo  
 Misc : water Multiplr: 1.00  
 IntFile : events.e  
 Quant Time: Sep 23 17:12 2021 Quant Results File: DEC0911.RES

Method : G:\APOLLO\DATA\210808\DEC0911.M (Chemstation Integrator)  
 Title : 8015 B&C  
 Last Update : Mon Sep 13 09:30:16 2021  
 Response via : Multiple Level Calibration

Volume Inj. : 2UL  
 Signal Phase : DB-5  
 Signal Info : FID02A

Compound	R.T.	Response	Conc Units
----------	------	----------	------------

System Monitoring Compounds			
1) SC Decanoic Acid(S)	5.81	146122260	56.942 ppb
Surrogate Spike 24.000		Recovery =	237.26%

Target Compounds

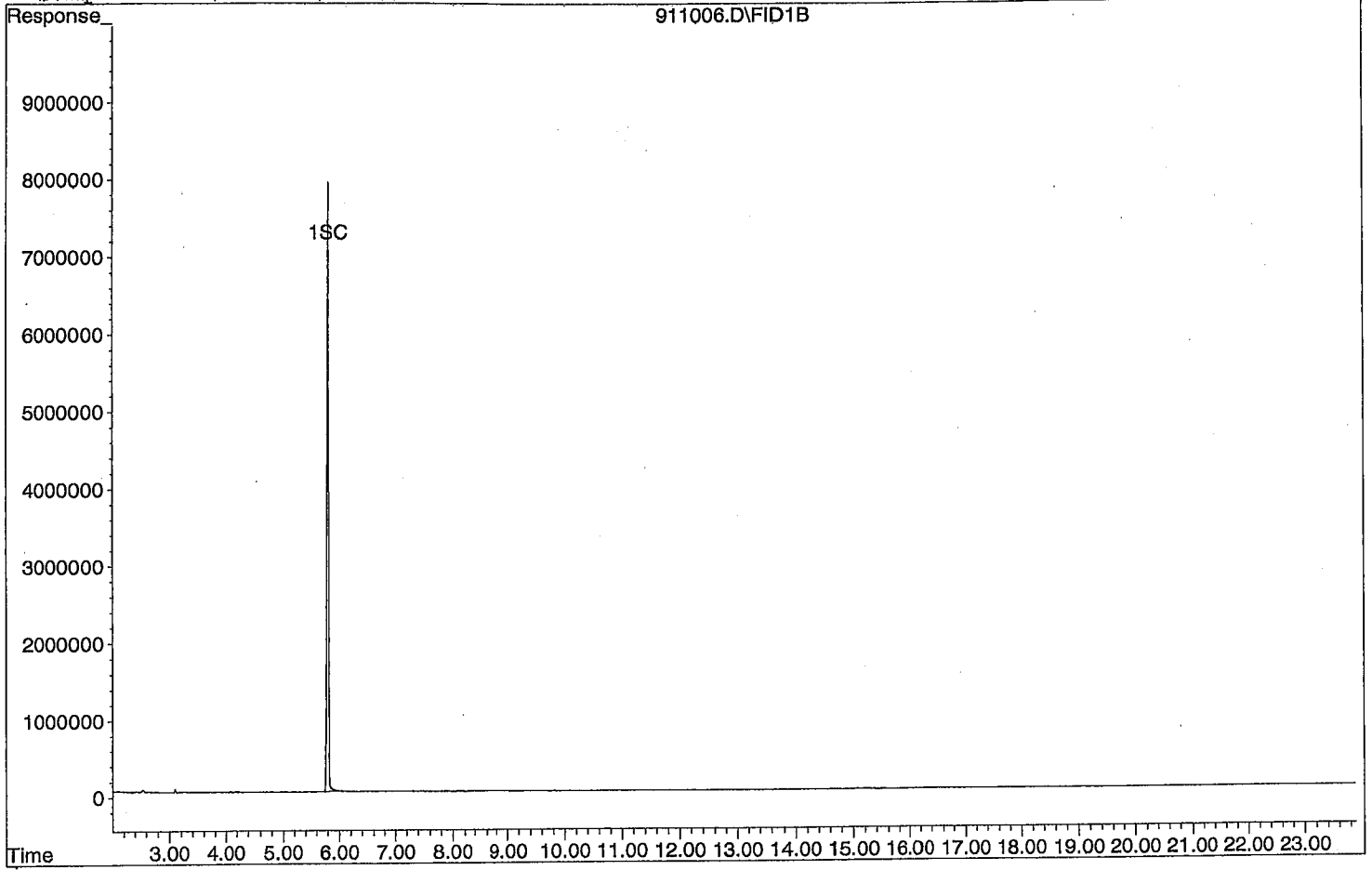
Target Compounds

Quantitation Report

Data File: G:\APOLLO\DATA\210911\911006.D

Sample : Decanoic Acid STD 5

911006.D\FID1B



Data File : G:\APOLLO\DATA\210911\911007.D Vial: 7  
 Acq On : 9-11-21 12:45:02 Operator: KA  
 Sample : Decanoic Acid STD 6 Inst : Apollo  
 Misc : water Multiplr: 1.00  
 IntFile : events.e  
 Quant Time: Sep 23 17:12 2021 Quant Results File: DEC0911.RES

Method : G:\APOLLO\DATA\210808\DEC0911.M (Chemstation Integrator)  
 Title : 8015 B&C  
 Last Update : Mon Sep 13 09:30:16 2021  
 Response via : Multiple Level Calibration

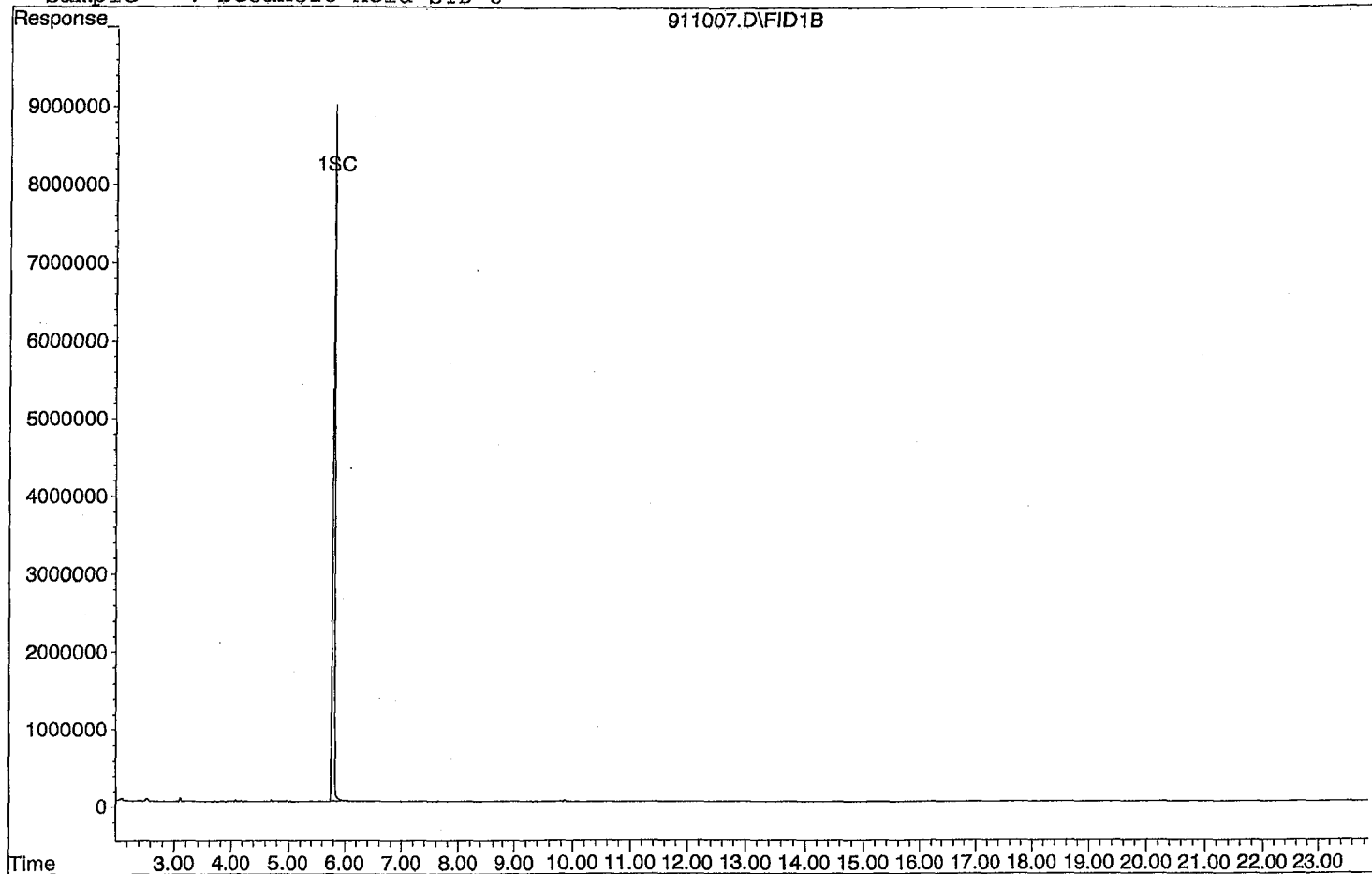
Volume Inj. : 2UL  
 Signal Phase : DB-5  
 Signal Info : FID02A

Compound	R.T.	Response	Conc Units
-----			
System Monitoring Compounds			
1) SC Decanoic Acid(S)	5.81	181192435	70.609 ppb
Surrogate Spike 24.000		Recovery =	294.20%
Target Compounds			
Target Compounds			

Data File: G:\APOLLO\DATA\210911\911007.D

Sample : Decanoic Acid STD 6

911007.D\FID1B



TPH Extractables  
DOC1028

Form 7  
Continuing Calibration

Lab Name: APPL, Inc.  
Case No: \_\_\_\_\_  
Matrix: Water

SDG No: \_\_\_\_\_  
Date Analyzed: 11/19/2021  
Instrument: Apollo  
Initial Cal. Date: 10/28/2021  
Data File: 1117092.D

		Compound	MEAN	CCRF	%D	%Drift	
1	HATM	Diesel (C10-C24)	2516670	2750900	9.3	HATM	
2	HBTM	Motor Oil (C24-C40)	2492040	1875410	25	HBTML	6.6
3	SA	Ortho-Terphenyl(S)	3127510	2920050	6.6	SA	
4	SA	Octacosane(S)	2261430	2407500	6.5	SA	
5							
6							
7							
8							
9							
10							
11							
12							
13							
14							
15							
16							
17							
18							
19							
20							
21							
22							
23							
24							
25							
26							
27							
28							
29							
30							
31							
32							
33							
34							
35							
36							
37							
38							
39							
40							

Average

11.9



Data File : G:\APOLLO\DATA\211117\1117092.D Vial: 92  
 Acq On : 11-19-21 4:26:09 Operator: KA  
 Sample : DMO LVL 4 CCV 10/27/21 Inst : Apollo  
 Misc : water Multiplr: 1.00  
 IntFile : events.e  
 Quant Time: Nov 19 10:09 2021 Quant Results File: DOC1028.RES

Method : G:\APOLLO\DATA\211028\DOC1028.M (Chemstation Integrator)  
 Title : 8015 B&C  
 Last Update : Thu Nov 18 13:26:01 2021  
 Response via : Multiple Level Calibration

Volume Inj. : 2UL  
 Signal Phase : DB-5  
 Signal Info : FID02A

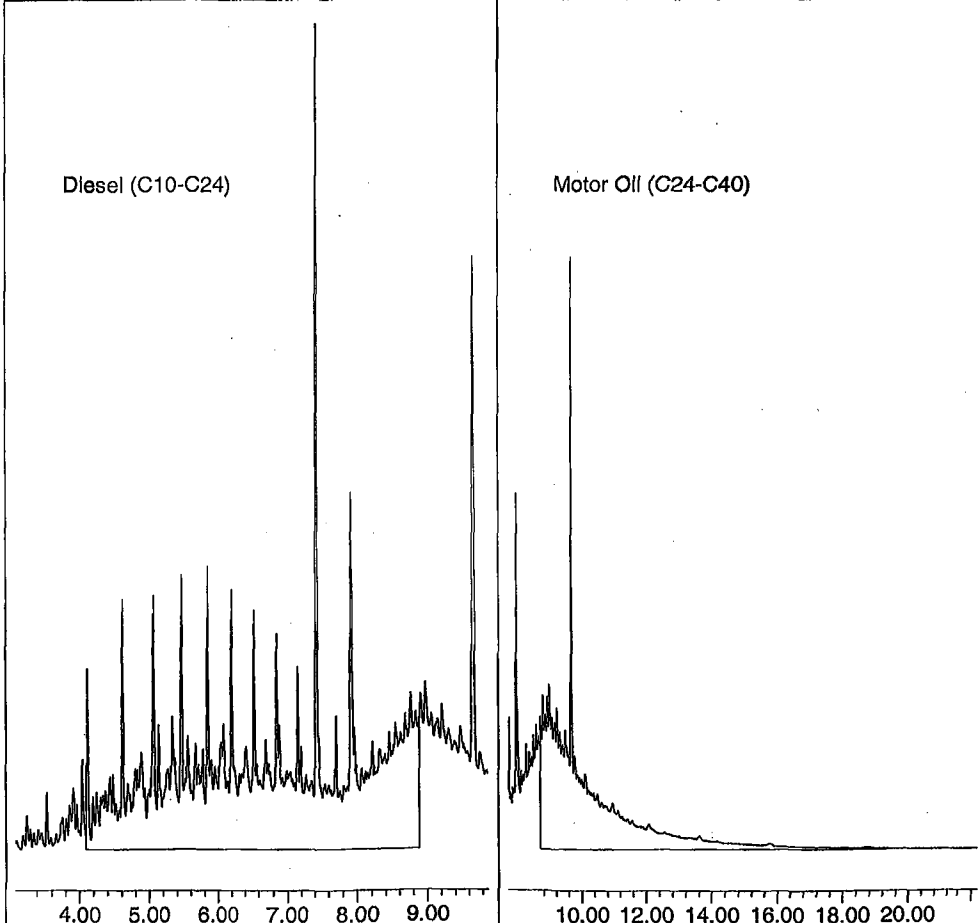
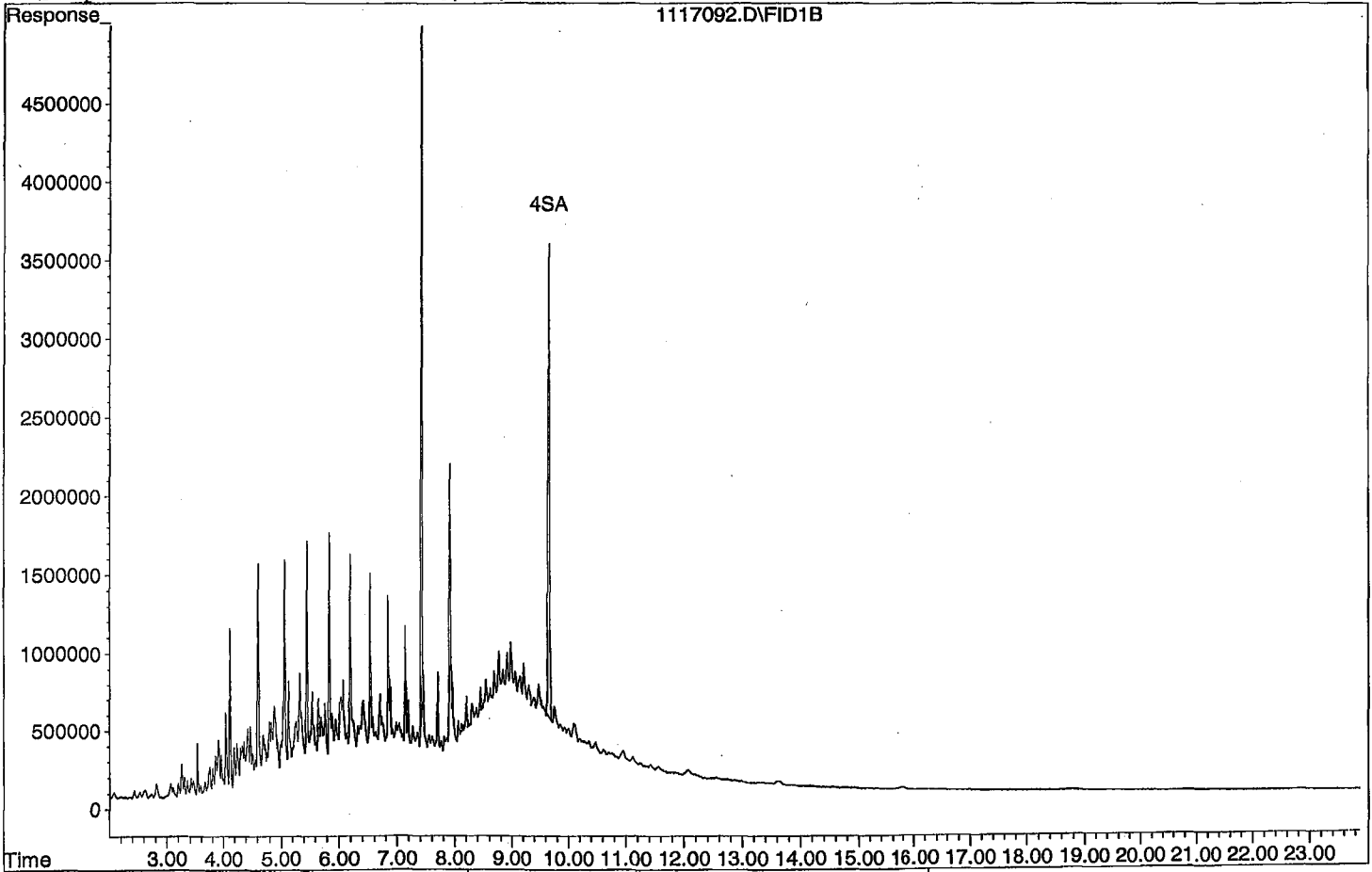
Compound	R.T.	Response	Conc Units
System Monitoring Compounds			
3) SA Ortho-Terphenyl(S)	7.42	73001201	11.671 ppb
Surrogate Spike 30.000		Recovery =	38.90%
4) SA Octacosane(S)	9.65	60187569	13.307 ppb
Surrogate Spike 30.000		Recovery =	44.36%
Target Compounds			
1) HATM Diesel (C10-C24)	6.49	1375448848	273.268 ppb
2) HBTM Motor Oil (C24-C40)	14.96	937704588	266.383 ppb

Target Compounds

Quantitation Report

Data File: G:\APOLLO\DATA\211117\1117092.D

Sample : DMO LVL 4 CCV 10/27/21



TPH Extractables  
DEC0911

Form 7  
Continuing Calibration

Lab Name: APPL, Inc.  
Case No: \_\_\_\_\_  
Matrix: Water

SDG No: \_\_\_\_\_  
Date Analyzed: 11/19/2021  
Instrument: Apollo  
Initial Cal. Date: 9/11/2021  
Data File: 1117093.D

		Compound	MEAN	CCRF	%D	%Drift
1	SC	Decanoic Acid(S)	1283070	1441670	12	SC
2						
3						
4						
5						
6						
7						
8						
9						
10						
11						
12						
13						
14						
15						
16						
17						
18						
19						
20						
21						
22						
23						
24						
25						
26						
27						
28						
29						
30						
31						
32						
33						
34						
35						
36						
37						
38						
39						
40						

Average

12.0

Data File : G:\APOLLO\DATA\211117\1117093.D Vial: 93  
 Acq On : 11-19-21 4:54:12 Operator: KA  
 Sample : Decanoic Acid CCV 11/05/21 Inst : Apollo  
 Misc : water Multiplr: 1.00  
 IntFile : events.e  
 Quant Time: Nov 19 10:10 2021 Quant Results File: DEC0911.RES

Method : G:\APOLLO\DATA\210911\DEC0911.M (Chemstation Integrator)  
 Title : 8015 B&C  
 Last Update : Fri Nov 05 10:50:06 2021  
 Response via : Multiple Level Calibration


Volume Inj. : 2UL  
 Signal Phase : DB-5  
 Signal Info : FID02A

Compound	R.T.	Response	Conc. Units
-----			
System Monitoring Compounds			
1) SC Decanoic Acid(S)	5.64	103800237	40.450 ppb
Surrogate Spike 24.000		Recovery =	168.54%

Target Compounds

Target Compounds

File : G:\APOLLO\DATA\211117\1117093.D  
Operator : KA  
Acquired : 11-19-21 4:54:12 using AcqMethod TPHSN.M  
Instrument : Apollo  
Sample Name: Decanoic Acid CCV 11/05/21  
Misc Info : water  
Vial Number: 93



TPH Extractables  
DOC1028

Form 7

Continuing Calibration

Lab Name: APPL, Inc.

SDG No: \_\_\_\_\_

Case No: \_\_\_\_\_

Date Analyzed: 11/19/2021

Matrix: Water

Instrument: Apollo

Initial Cal. Date: 10/28/2021

Data File: 1117106.D

		Compound	MEAN	CCRF	%D	%Drift	
1	HATM	Diesel (C10-C24)	2516670	2794060	11	HATM	
2	HBTM	Motor Oil (C24-C40)	2492040	1930260	23	HBTML	9.8
3	SA	Ortho-Terphenyl(S)	3127510	3434980	9.8	SA	
4	SA	Octacosane(S)	2261430	2442520	8.0	SA	
5							
6							
7							
8							
9							
10							
11							
12							
13							
14							
15							
16							
17							
18							
19							
20							
21							
22							
23							
24							
25							
26							
27							
28							
29							
30							
31							
32							
33							
34							
35							
36							
37							
38							
39							
40							

Average

13.0

Quantitation Report (Not Reviewed)

Data File : G:\APOLLO\DATA\211117\1117106.D Vial: 6  
 Acq On : 11-19-21 10:58:57 Operator: KA  
 Sample : DMO LVL 4 CCV 10/27/21 Inst : Apollo  
 Misc : water Multiplr: 1.00  
 IntFile : events.e  
 Quant Time: Nov 19 18:54 2021 Quant Results File: DOC1028.RES

Method : G:\APOLLO\DATA\211028\DOC1028.M (Chemstation Integrator)  
 Title : 8015 B&C  
 Last Update : Thu Nov 18 13:26:01 2021  
 Response via : Multiple Level Calibration

Volume Inj. : 2UL  
 Signal Phase : DB-5  
 Signal Info : FID02A

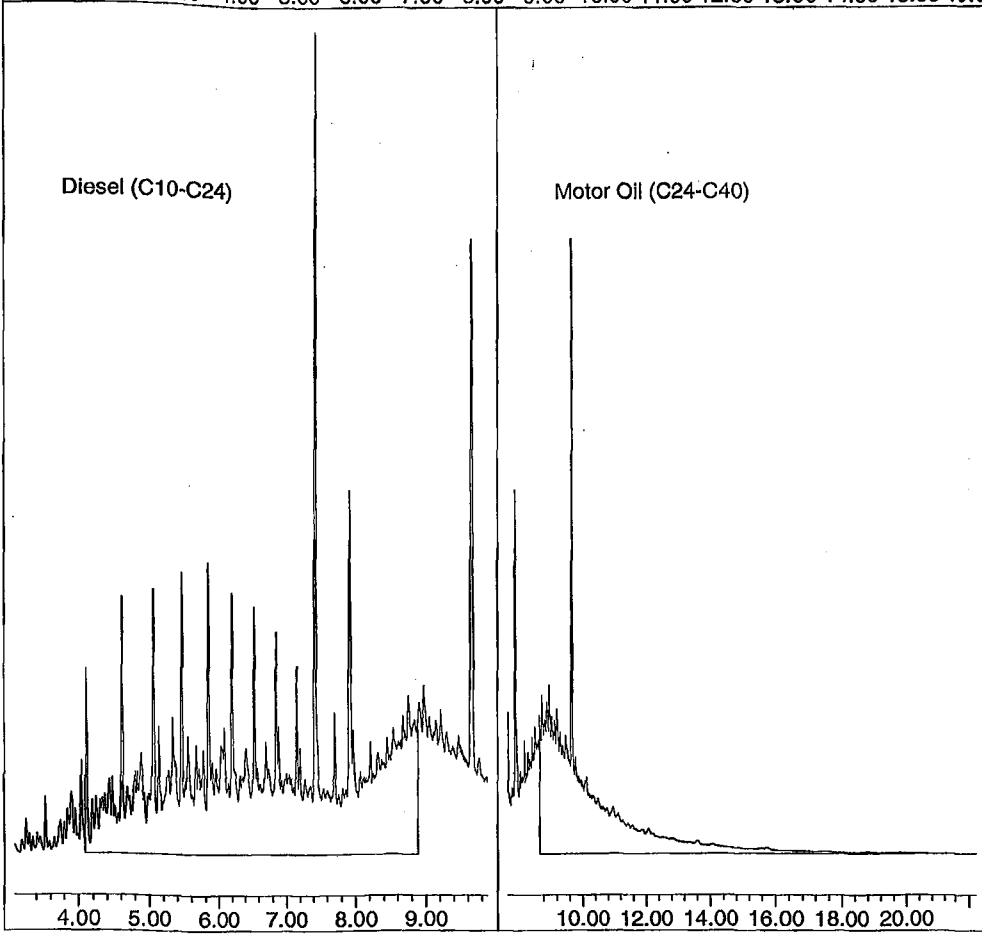
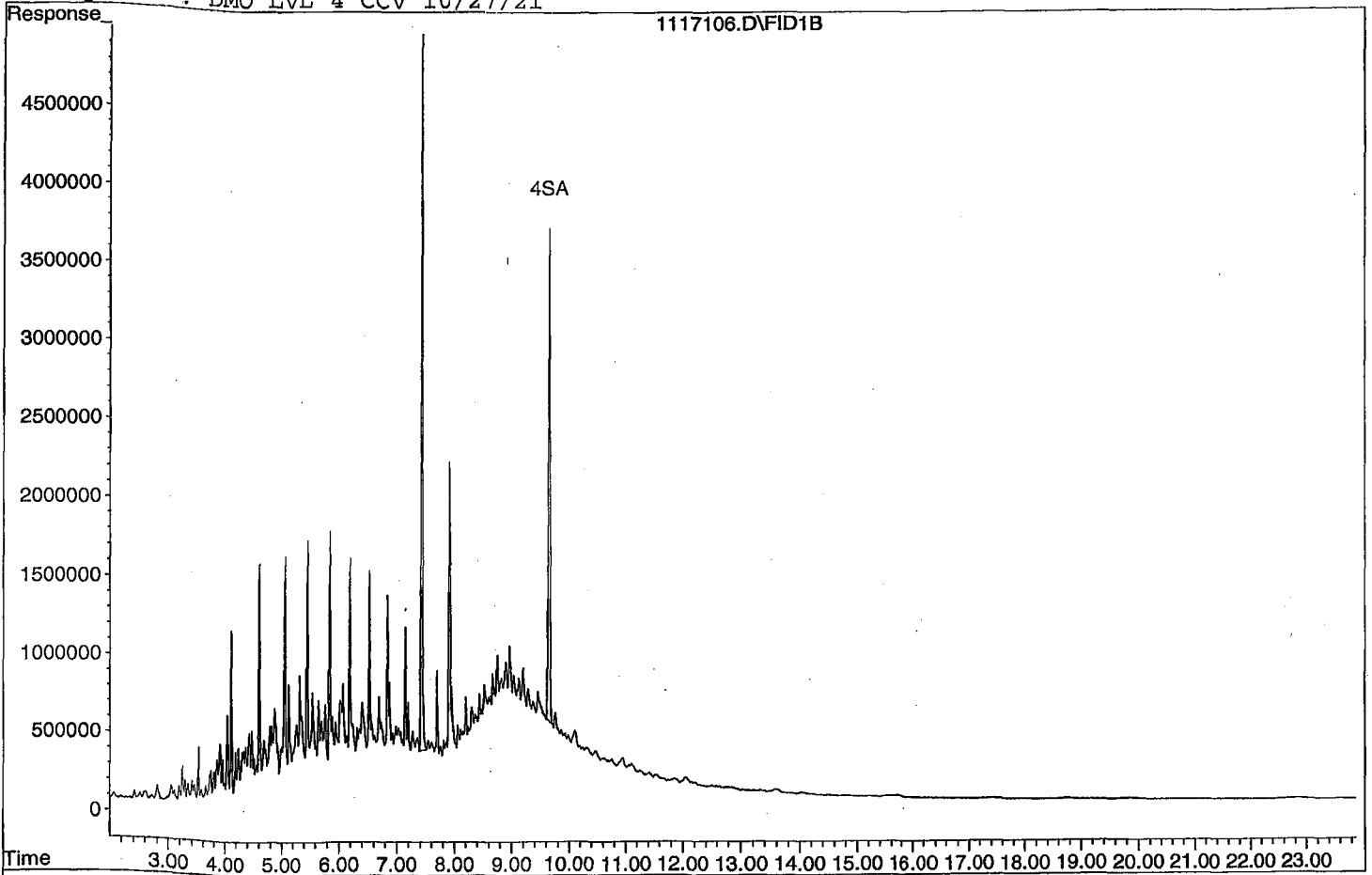
Compound	R.T.	Response	Conc Units
<b>System Monitoring Compounds</b>			
3) SA Ortho-Terphenyl(S)	7.42	85874528	13.729 ppb
Surrogate Spike 30.000		Recovery =	45.76%
4) SA Octacosane(S)	9.65	61062951	13.501 ppb
Surrogate Spike 30.000		Recovery =	45.00%
<b>Target Compounds</b>			
1) HATM Diesel (C10-C24)	6.49	1397032062	277.556 ppb
2) HBTM Motor Oil (C24-C40)	14.96	965131794	274.470 ppb

Target Compounds

Quantitation Report

Data File: G:\APOLLO\DATA\211117\1117106.D

Sample : DMO LVL 4 CCV 10/27/21





TPH Extractables  
DEC0911

Form 7  
Continuing Calibration

Lab Name: APPL, Inc.  
Case No: \_\_\_\_\_  
Matrix: Water

SDG No: \_\_\_\_\_  
Date Analyzed: 11/19/2021  
Instrument: Apollo  
Initial Cal. Date: 9/11/2021  
Data File: 1117107.D

		Compound	MEAN	CCRF	%D	%Drift
1	SC	Decanoic Acid(S)	1283070	1273520	0.74	SC
2						
3						
4						
5						
6						
7						
8						
9						
10						
11						
12						
13						
14						
15						
16						
17						
18						
19						
20						
21						
22						
23						
24						
25						
26						
27						
28						
29						
30						
31						
32						
33						
34						
35						
36						
37						
38						
39						
40						

Average

0.7

Data File : G:\APOLLO\DATA\211117\1117107.D Vial: 7  
 Acq On : 11-19-21 11:26:58 Operator: KA  
 Sample : Decanoic Acid CCV 11/05/21 Inst : Apollo  
 Misc : water Multiplr: 1.00  
 IntFile : events.e  
 Quant Time: Nov 19 18:54 2021 Quant Results File: DEC0911.RES

Method : G:\APOLLO\DATA\210911\DEC0911.M (Chemstation Integrator)  
 Title : 8015 B&C  
 Last Update : Fri Nov 05 10:50:06 2021  
 Response via : Multiple Level Calibration


Volume Inj. : 2UL  
 Signal Phase : DB-5  
 Signal Info : FID02A

Compound	R.T.	Response	Conc Units
-----			
System Monitoring Compounds			
1) SC Decanoic Acid(S)	5.63	91693244	35.732 ppb
Surrogate Spike 24.000		Recovery =	148.88%

Target Compounds

Target Compounds

File : G:\APOLLO\DATA\211117\1117107.D  
Operator : KA  
Acquired : 11-19-21 11:26:58 using AcqMethod TPHSN.M  
Instrument : Apollo  
Sample Name: Decanoic Acid CCV 11/05/21  
Misc Info : water  
Vial Number: 7



**ORGANICS**  
**Raw Data**

Data File : G:\APOLLO\DATA\211117\1117099.D Vial: 99  
 Acq On : 11-19-21 7:42:35 Operator: KA  
 Sample : BA46103W09 5/1020 SG Inst : Apollo  
 Misc : water Multiplr: 4.90  
 IntFile : events.e  
 Quant Time: Nov 19 18:50 2021 Quant Results File: DOC1028.RES

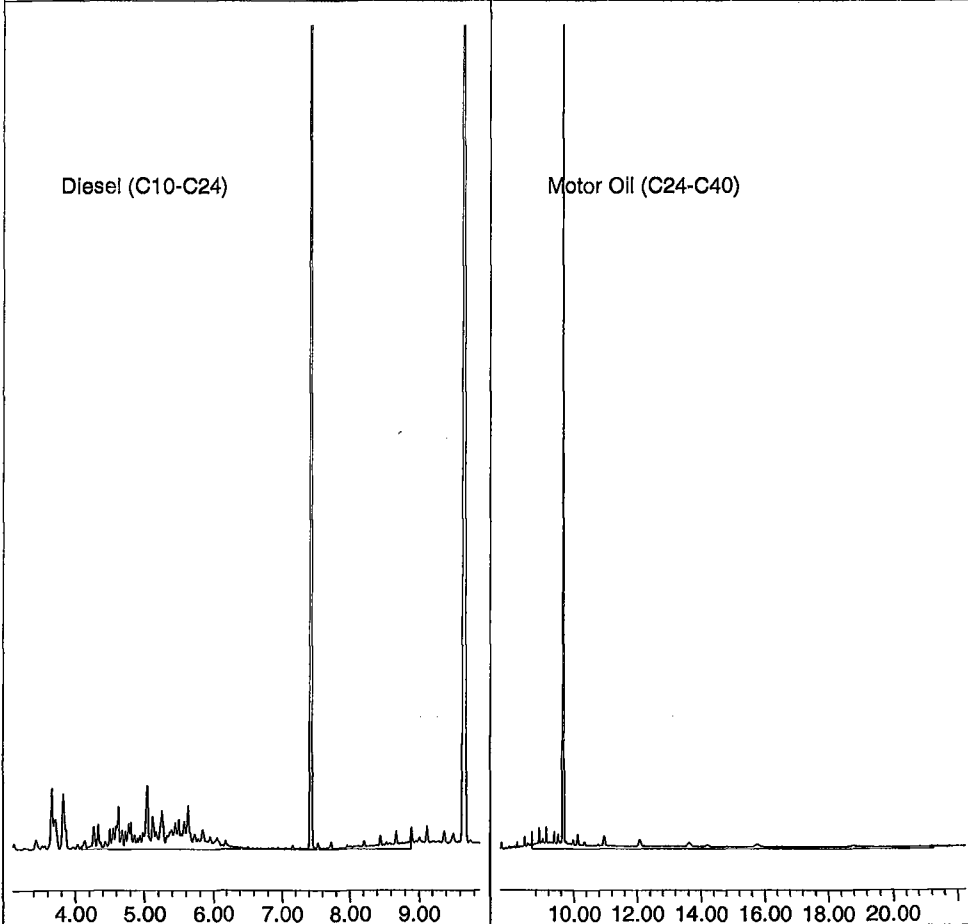
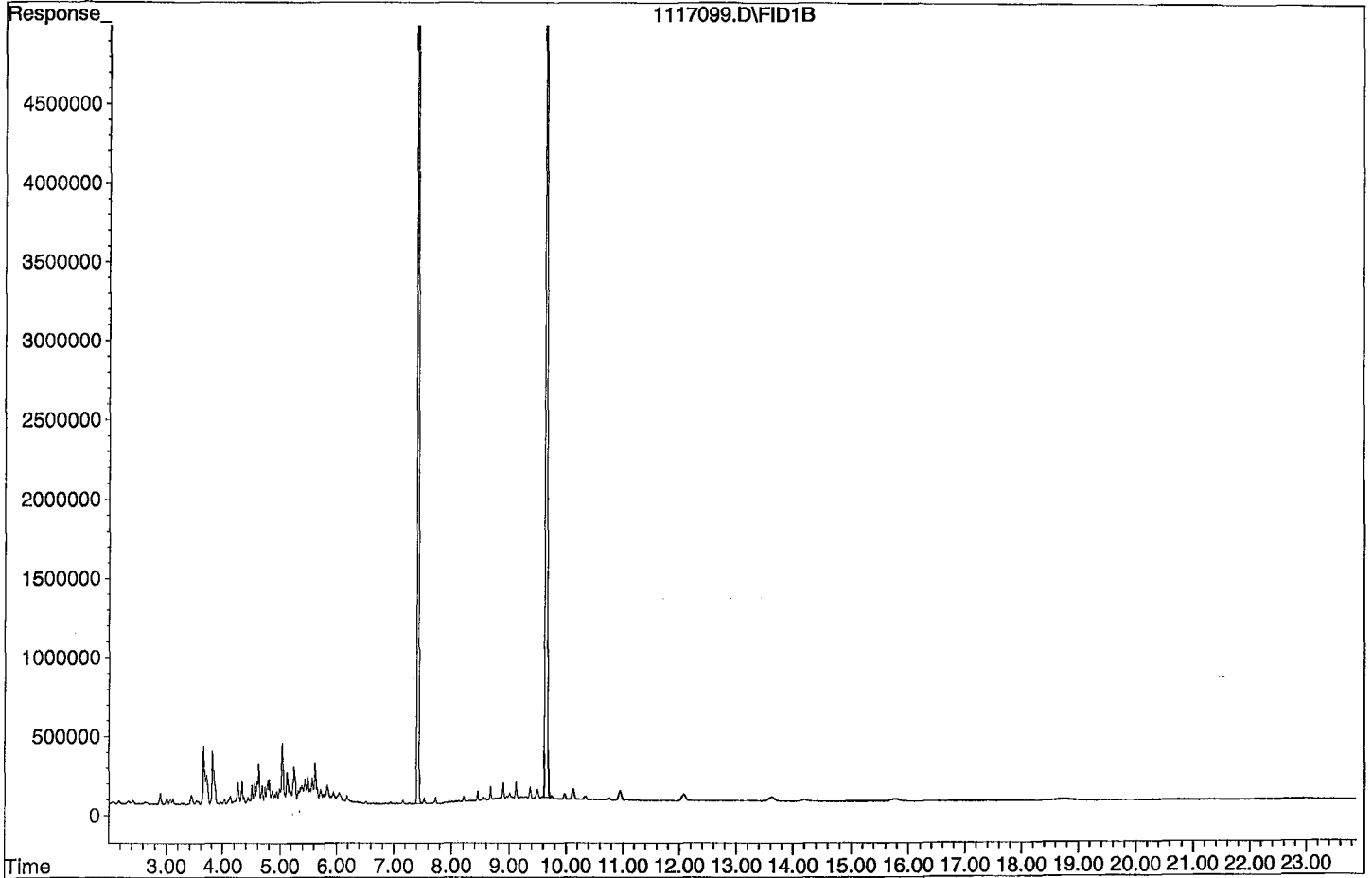
Method : G:\APOLLO\DATA\211028\DOC1028.M (Chemstation Integrator)  
 Title : 8015 B&C  
 Last Update : Thu Nov 18 13:26:01 2021  
 Response via : Multiple Level Calibration

Volume Inj. : 2UL  
 Signal Phase : DB-5  
 Signal Info : FID02A

Compound	R.T.	Response	Conc Units
-----			
System Monitoring Compounds			
3) SA Ortho-Terphenyl(S)	7.42	157888680	123.735 ppb
Surrogate Spike 147.059		Recovery =	84.14%
4) SA Octacosane(S)	9.65	143007166	154.994 ppb
Surrogate Spike 147.059		Recovery =	105.40%
Target Compounds			
1) HATM Diesel (C10-C24)	6.49	128295731	124.947 ppb
2) HBTM Motor Oil (C24-C40)	14.96	147187271	163.332 ppb

Target Compounds

Data File: G:\APOLLO\DATA\211117\1117099.D  
Sample : BA46103W09 5/1020 SG



Data File : G:\APOLLO\DATA\211117\1117100.D Vial: 100  
 Acq On : 11-19-21 8:10:40 Operator: KA  
 Sample : BA46105W09 5/1040 SG Inst : Apollo  
 Misc : water Multiplr: 4.81  
 IntFile : events.e  
 Quant Time: Nov 19 18:50 2021 Quant Results File: DOC1028.RES

Method : G:\APOLLO\DATA\211028\DOC1028.M (Chemstation Integrator)  
 Title : 8015 B&C  
 Last Update : Thu Nov 18 13:26:01 2021  
 Response via : Multiple Level Calibration

Volume Inj. : 2UL  
 Signal Phase : DB-5  
 Signal Info : FID02A

Compound	R.T.	Response	Conc Units
----------	------	----------	------------

System Monitoring Compounds

3) SA Ortho-Terphenyl(S)	7.42	142065465	109.194 ppb
Surrogate Spike 144.231		Recovery =	75.71%
4) SA Octacosane(S)	9.65	130323367	138.531 ppb
Surrogate Spike 144.231		Recovery =	96.05%

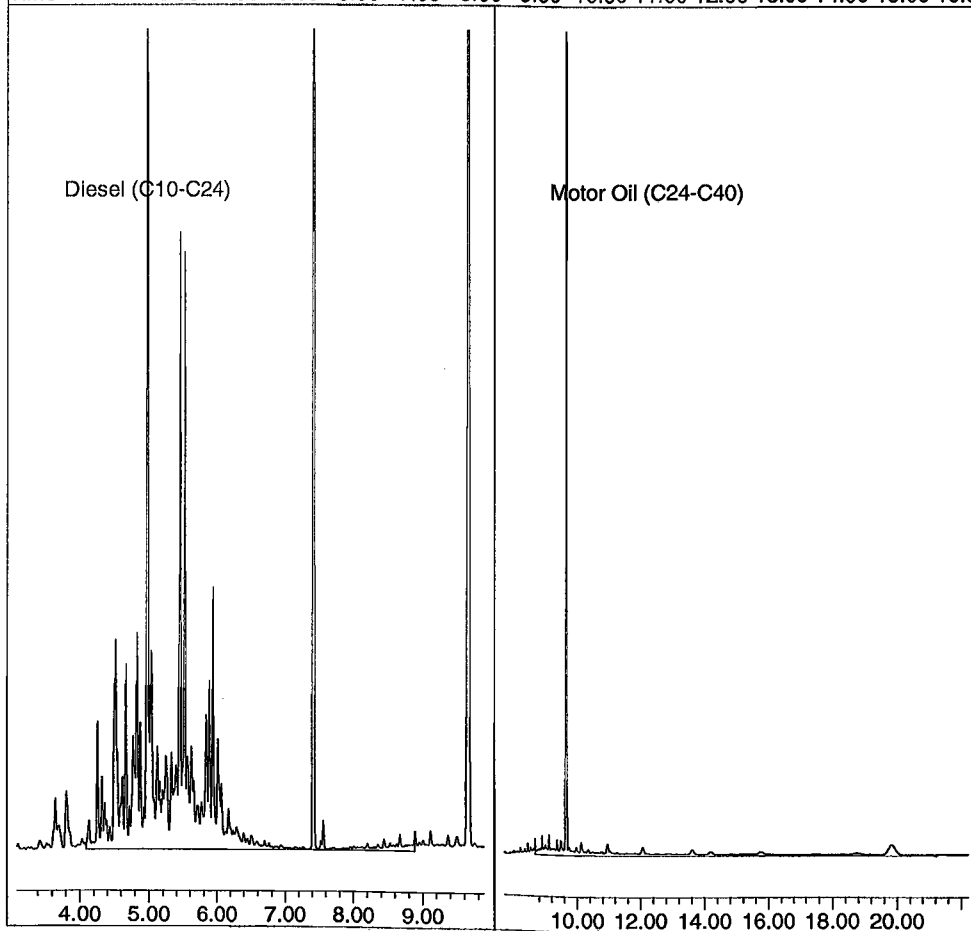
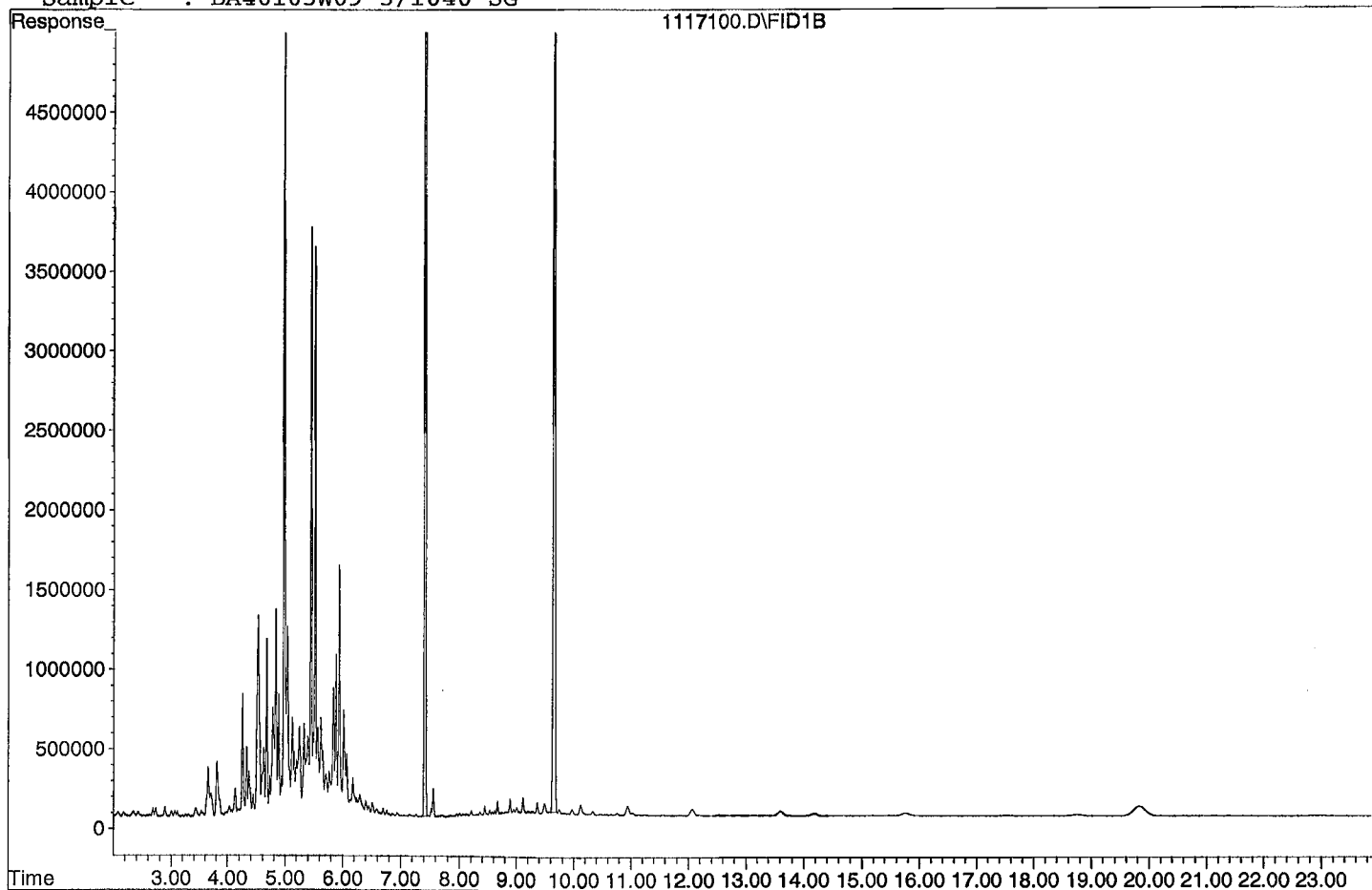
Target Compounds

1) HATM Diesel (C10-C24)	6.49	653424637	624.131 ppb
2) HBTM Motor Oil (C24-C40)	14.96	131908261	138.535 ppb

Target Compounds

Data File: G:\APOLLO\DATA\211117\1117100.D

Sample : BA46105W09 5/1040 SG





Data File : G:\APOLLO\DATA\211117\1117101.D Vial: 1  
 Acq On : 11-19-21 8:38:40 Operator: KA  
 Sample : BA46107W09 5/1050 SG Inst : Apollo  
 Misc : water Multiplr: 4.76  
 IntFile : events.e  
 Quant Time: Nov 19 18:51 2021 Quant Results File: DOC1028.RES

Method : G:\APOLLO\DATA\211028\DOC1028.M (Chemstation Integrator)  
 Title : 8015 B&C  
 Last Update : Thu Nov 18 13:26:01 2021  
 Response via : Multiple Level Calibration

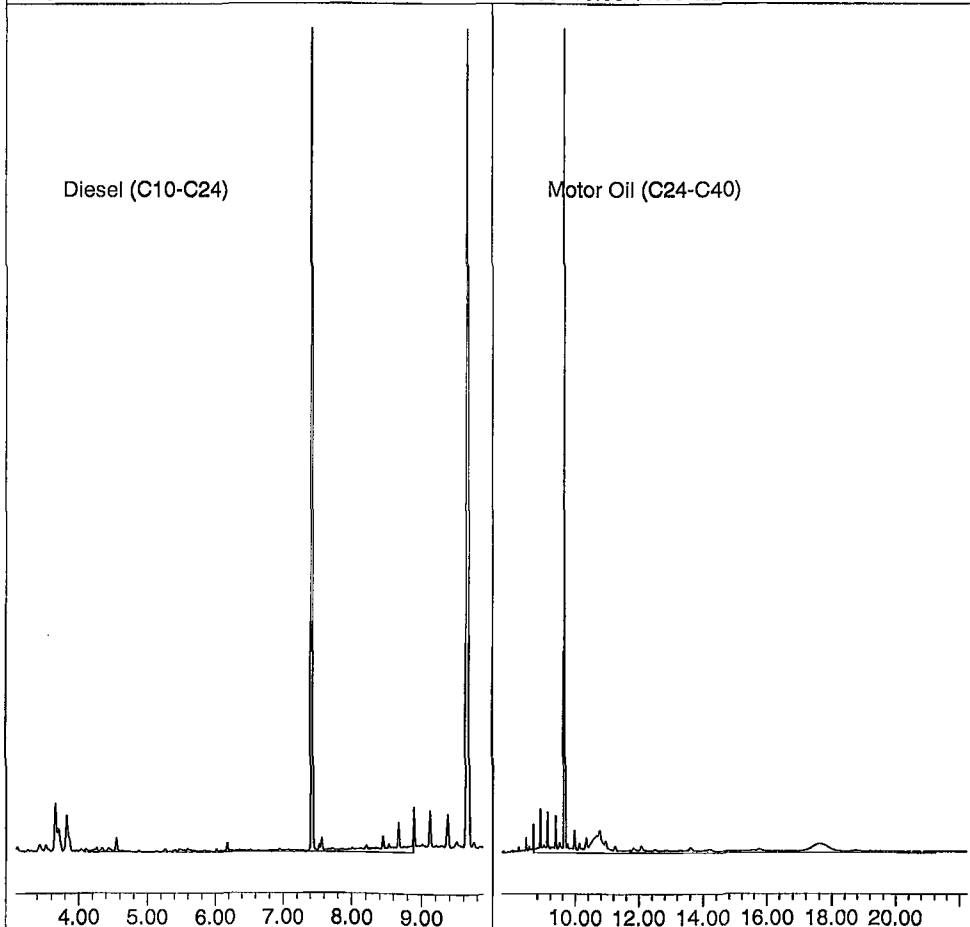
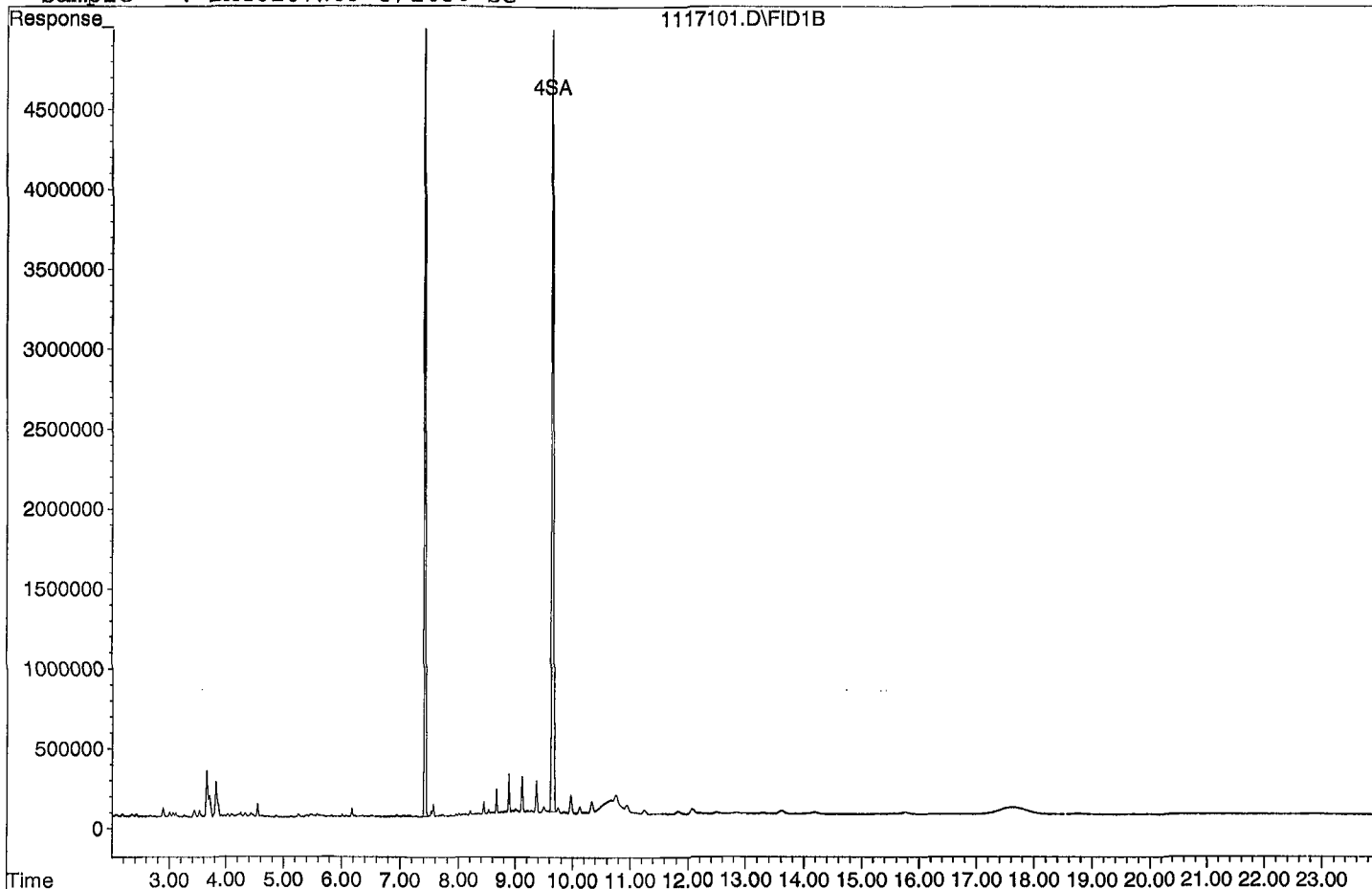
Volume Inj. : 2UL  
 Signal Phase : DB-5  
 Signal Info : FID02A

Compound	R.T.	Response	Conc Units
System Monitoring Compounds			
3) SA Ortho-Terphenyl(S)	7.42	108317008	82.461 ppb
Surrogate Spike 142.857		Recovery =	57.72%
4) SA Octacosane(S)	9.65	100937097	106.272 ppb
Surrogate Spike 142.857		Recovery =	74.39%
Target Compounds			
1) HATM Diesel (C10-C24)	6.49	43808275	41.446 ppb
2) HBTM Motor Oil (C24-C40)	14.96	171994446	193.493 ppb

Target Compounds

Data File: G:\APOLLO\DATA\211117\1117101.D

Sample : BA46107W09 5/1050 SG



Data File : G:\APOLLO\DATA\211117\1117102.D Vial: 2  
 Acq On : 11-19-21 9:06:44 Operator: KA  
 Sample : BA46109W09 5/1010 SG Inst : Apollo  
 Misc : water Multiplr: 4.95  
 IntFile : events.e  
 Quant Time: Nov 19 18:51 2021 Quant Results File: DOC1028.RES

Method : G:\APOLLO\DATA\211028\DOC1028.M (Chemstation Integrator)  
 Title : 8015 B&C  
 Last Update : Thu Nov 18 13:26:01 2021  
 Response via : Multiple Level Calibration

Volume Inj. : 2UL  
 Signal Phase : DB-5  
 Signal Info : FID02A

Compound	R.T.	Response	Conc Units
----------	------	----------	------------

System Monitoring Compounds

3) SA Ortho-Terphenyl(S)	7.42	135054741	106.888 ppb
Surrogate Spike 148.515		Recovery =	71.97%
4) SA Octacosane(S)	9.65	123289512	134.947 ppb
Surrogate Spike 148.515		Recovery =	90.86%

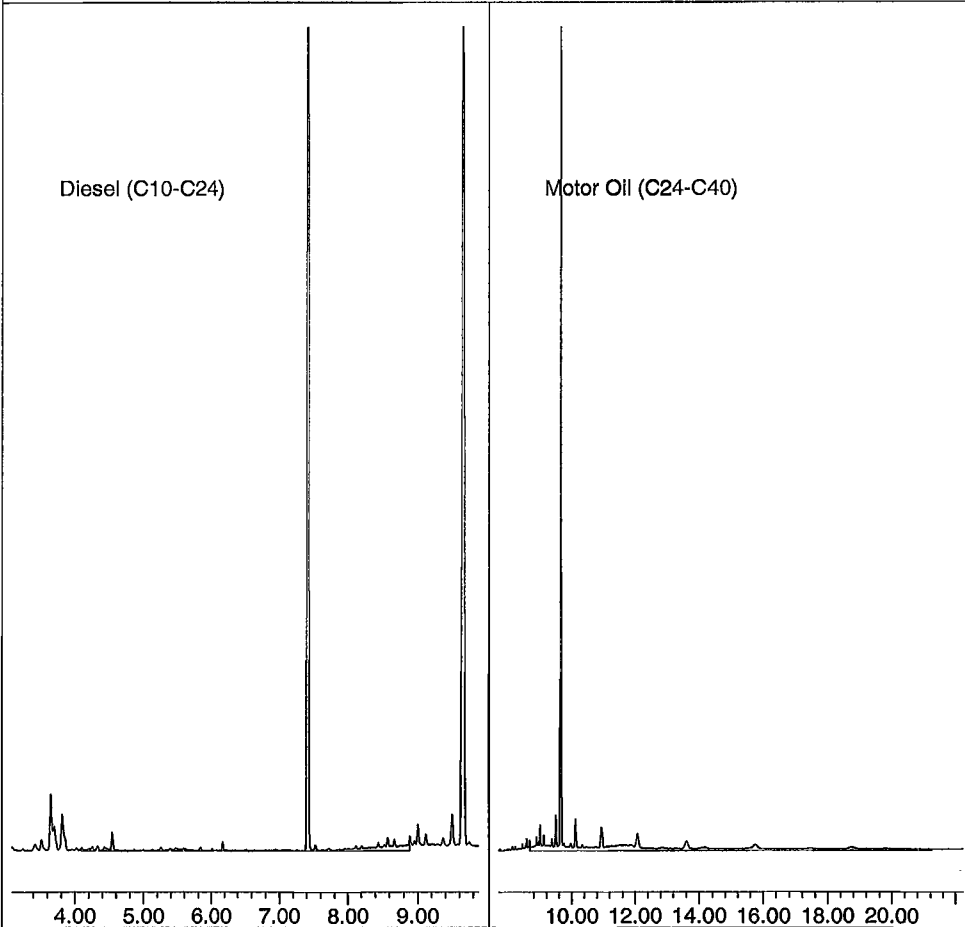
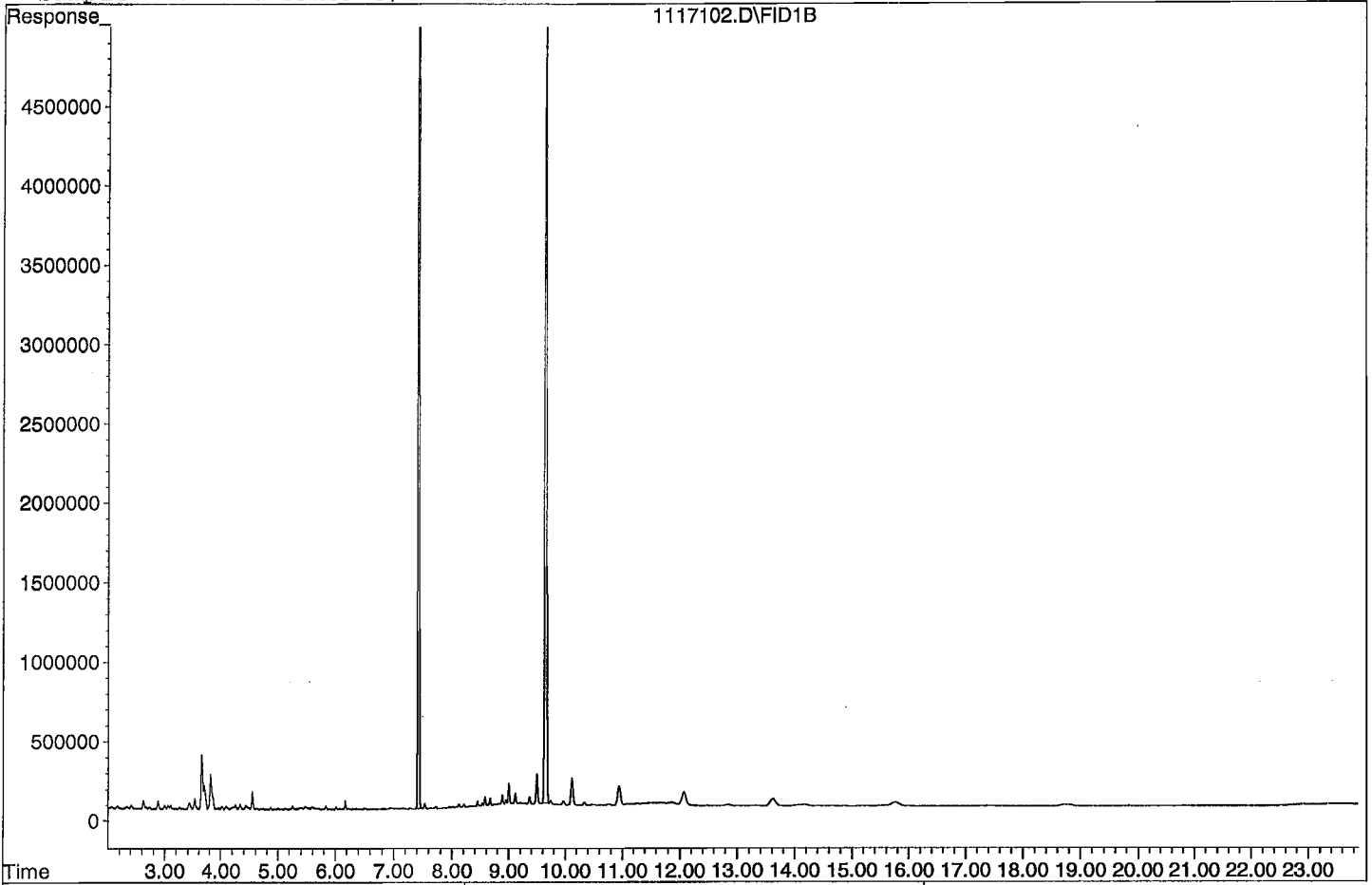
Target Compounds

1) HATM Diesel (C10-C24)	6.49	31481235	30.963 ppb
2) HBTM Motor Oil (C24-C40)	14.96	151541918	171.306 ppb

Target Compounds

Quantitation Report

Data File: G:\APOLLO\DATA\211117\1117102.D  
Sample : BA46109W09 5/1010 SG



Data File : G:\APOLLO\DATA\211117\1117095.D Vial: 95  
 Acq On : 11-19-21 5:50:21 Operator: KA  
 Sample : 211116A BLK 5/1000 SG Inst : Apollo  
 Misc : water Multiplr: 5.00  
 IntFile : events.e  
 Quant Time: Nov 19 18:48 2021 Quant Results File: DOC1028.RES

Method : G:\APOLLO\DATA\211028\DOC1028.M (Chemstation Integrator)  
 Title : 8015 B&C  
 Last Update : Thu Nov 18 13:26:01 2021  
 Response via : Multiple Level Calibration

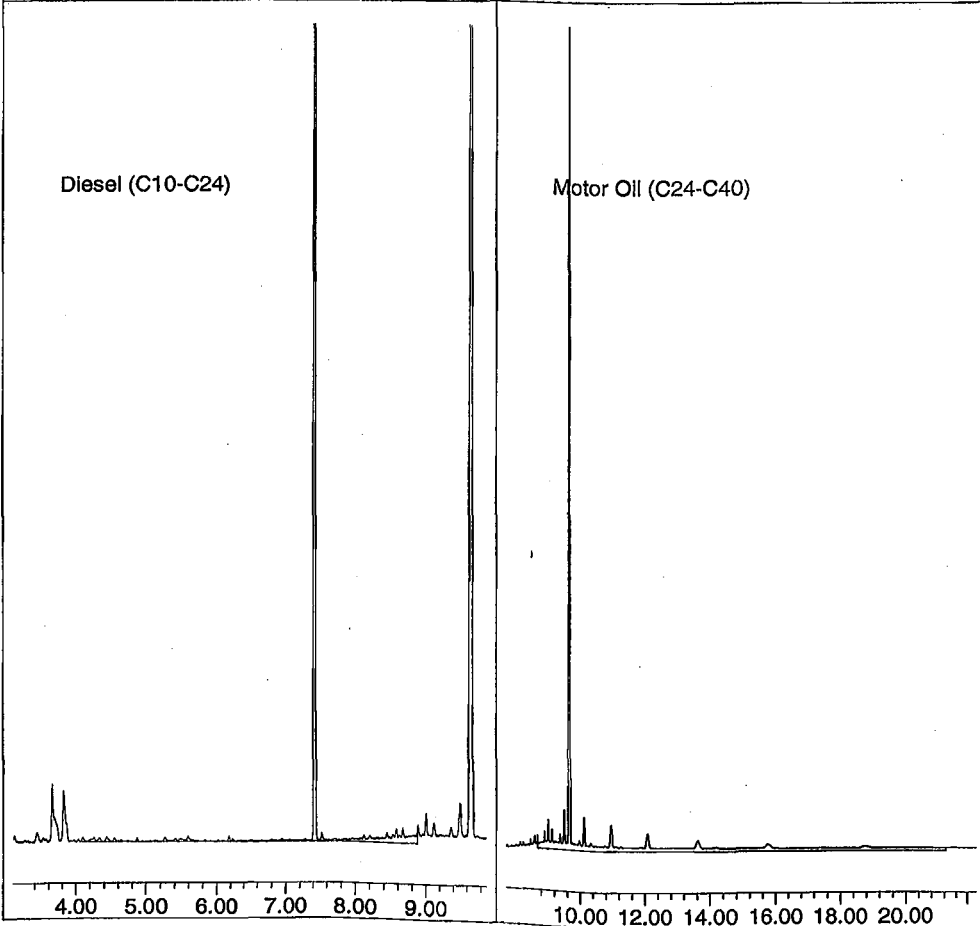
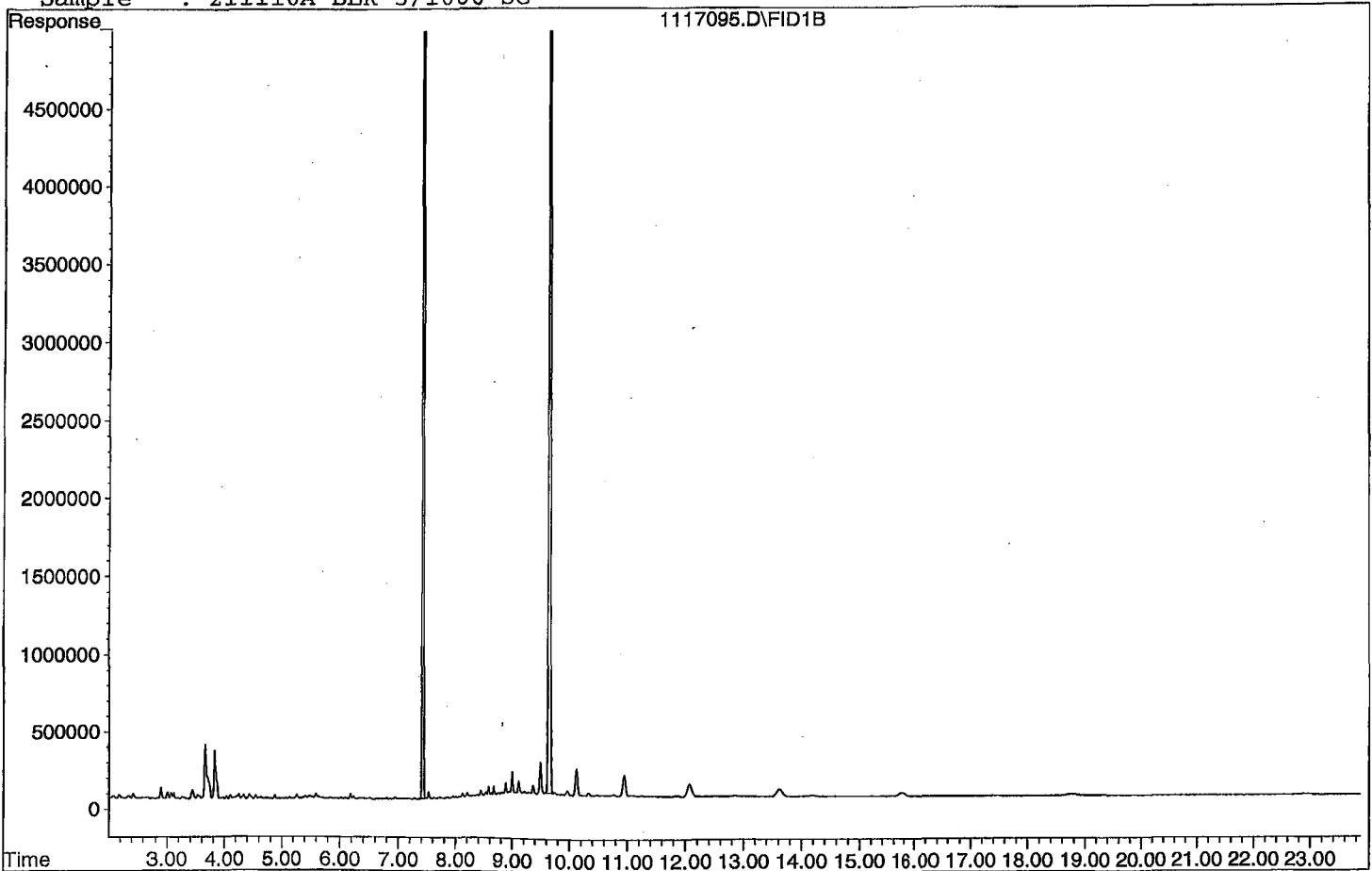
Volume Inj. : 2UL  
 Signal Phase : DB-5  
 Signal Info : FID02A

Compound	R.T.	Response	Conc Units
<b>System Monitoring Compounds</b>			
3) SA Ortho-Terphenyl(S)	7.42	174081907	139.154 ppb
Surrogate Spike 150.000		Recovery =	92.77%
4) SA Octacosane(S)	9.65	158850860	175.609 ppb
Surrogate Spike 150.000		Recovery =	117.07%
<b>Target Compounds</b>			
1) HATM Diesel (C10-C24)	6.49	35745855	35.509 ppb
2) HBTM Motor Oil (C24-C40)	14.96	207302374	255.216 ppb

Target Compounds

Data File: G:\APOLLO\DATA\211117\1117095.D

Sample : 21116A BLK 5/1000 SG



Data File : G:\APOLLO\DATA\211117\1117096.D Vial: 96  
 Acq On : 11-19-21 6:18:24 Operator: KA  
 Sample : 211116A LCS-1 5/1000 SG Inst : Apollo  
 Misc : water Multiplr: 5.00  
 IntFile : events.e  
 Quant Time: Nov 19 18:48 2021 Quant Results File: DOC1028.RES

Method : G:\APOLLO\DATA\211028\DOC1028.M (Chemstation Integrator)  
 Title : 8015 B&C  
 Last Update : Thu Nov 18 13:26:01 2021  
 Response via : Multiple Level Calibration

Volume Inj. : 2UL  
 Signal Phase : DB-5  
 Signal Info : FID02A

Compound	R.T.	Response	Conc Units
System Monitoring Compounds			
3) SA Ortho-Terphenyl(S)	7.42	210021360	167.882 ppb
Surrogate Spike 150.000		Recovery =	111.92%
4) SA Octacosane(S)	9.66	168568257	186.352 ppb
Surrogate Spike 150.000		Recovery =	124.23%
Target Compounds			
1) HATM Diesel (C10-C24)	6.49	2317927612	2302.575 ppb
2) HBTM Motor Oil (C24-C40)	14.96	1701312018	2457.566 ppb
Target Compounds			

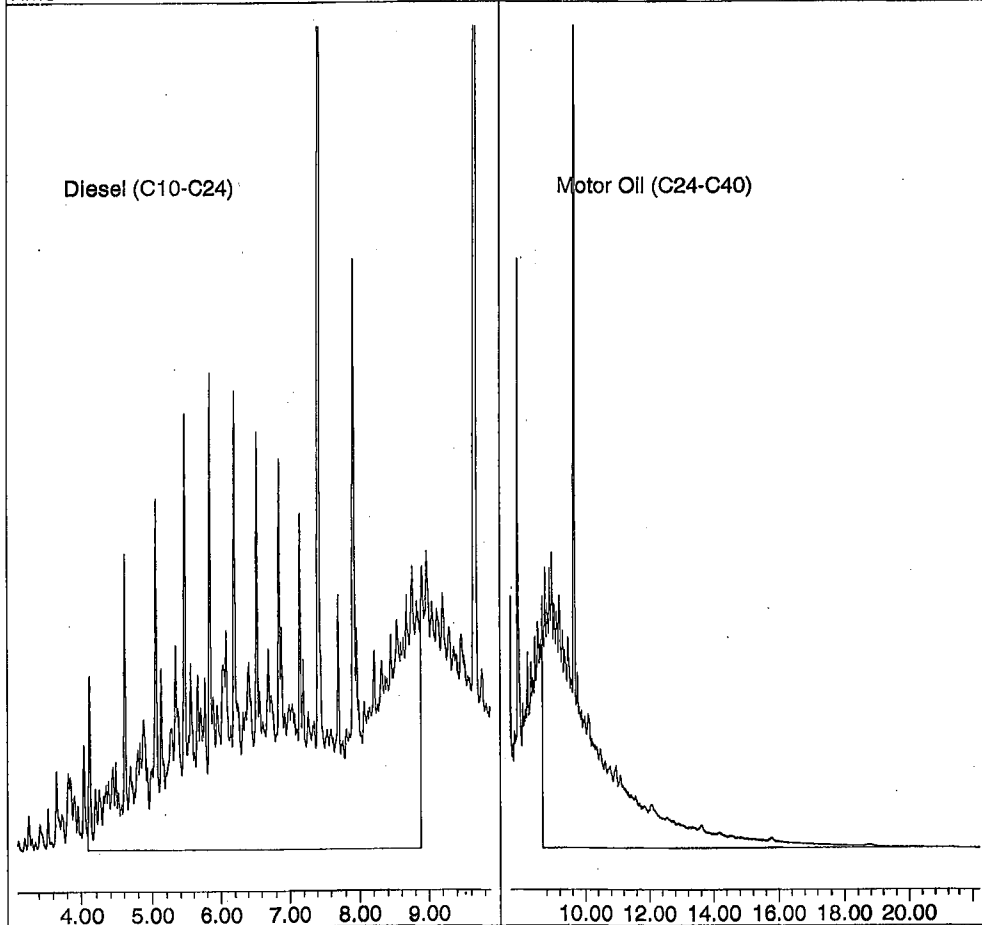
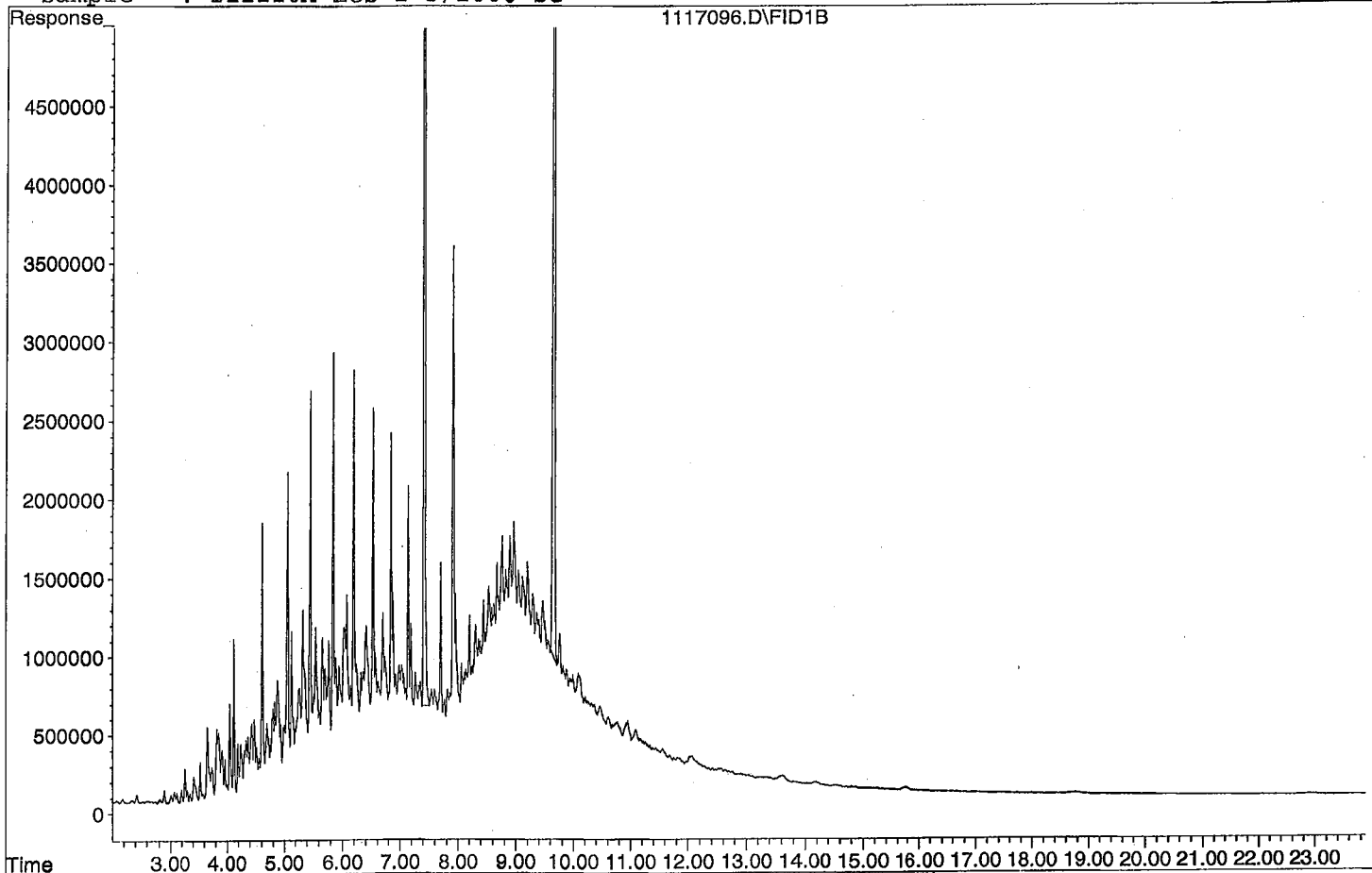
Diesel:

$$\frac{(2317927612)(5)}{(25166669)(2)} = \frac{1.16 \times 10^{10}}{5033338} = \boxed{2302.575}$$

Data File: G:\APOLLO\DATA\211117\1117096.D

Sample : 211116A LCS-1 5/1000 SG

1117096.D\FID1B





Data File : G:\APOLLO\DATA\211117\1117097.D Vial: 97  
 Acq On : 11-19-21 6:46:28 Operator: KA  
 Sample : 211116A LCSD-1 5/1000 SG Inst : Apollo  
 Misc : water Multiplr: 5.00  
 IntFile : events.e  
 Quant Time: Nov 19 18:49 2021 Quant Results File: DOC1028.RES

Method : G:\APOLLO\DATA\211028\DOC1028.M (Chemstation Integrator)  
 Title : 8015 B&C  
 Last Update : Thu Nov 18 13:26:01 2021  
 Response via : Multiple Level Calibration

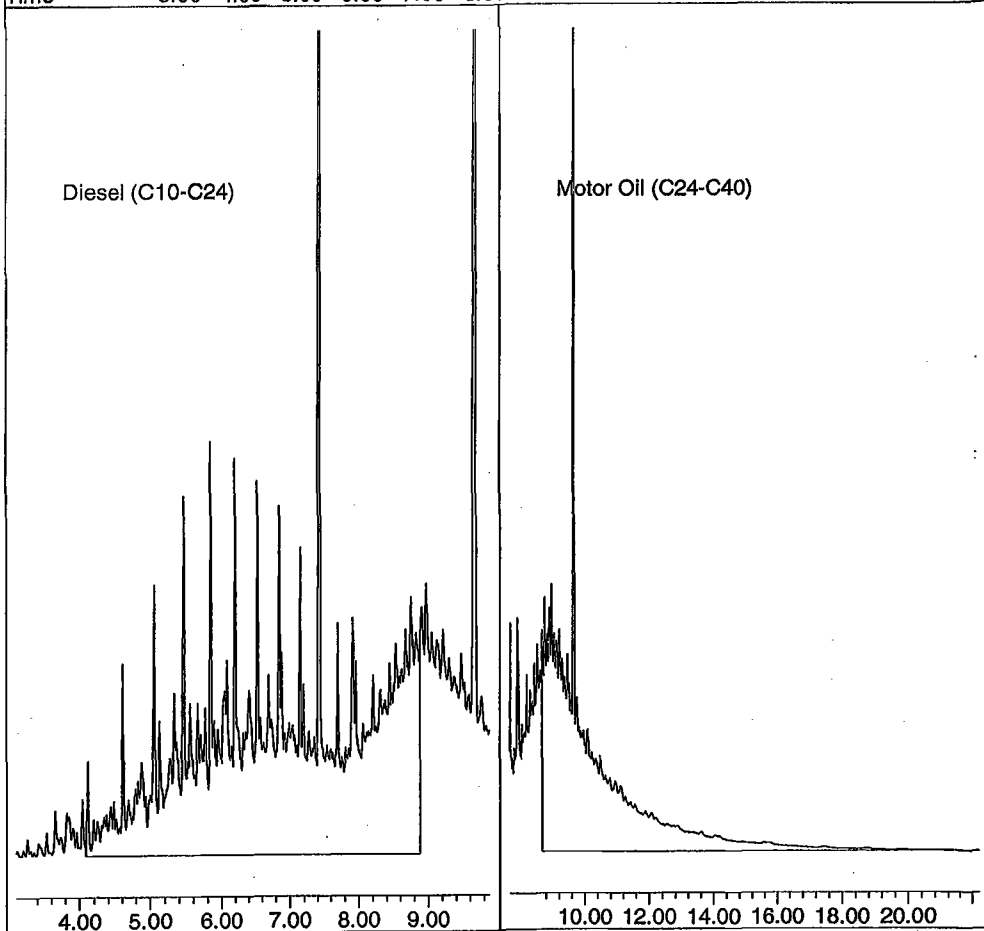
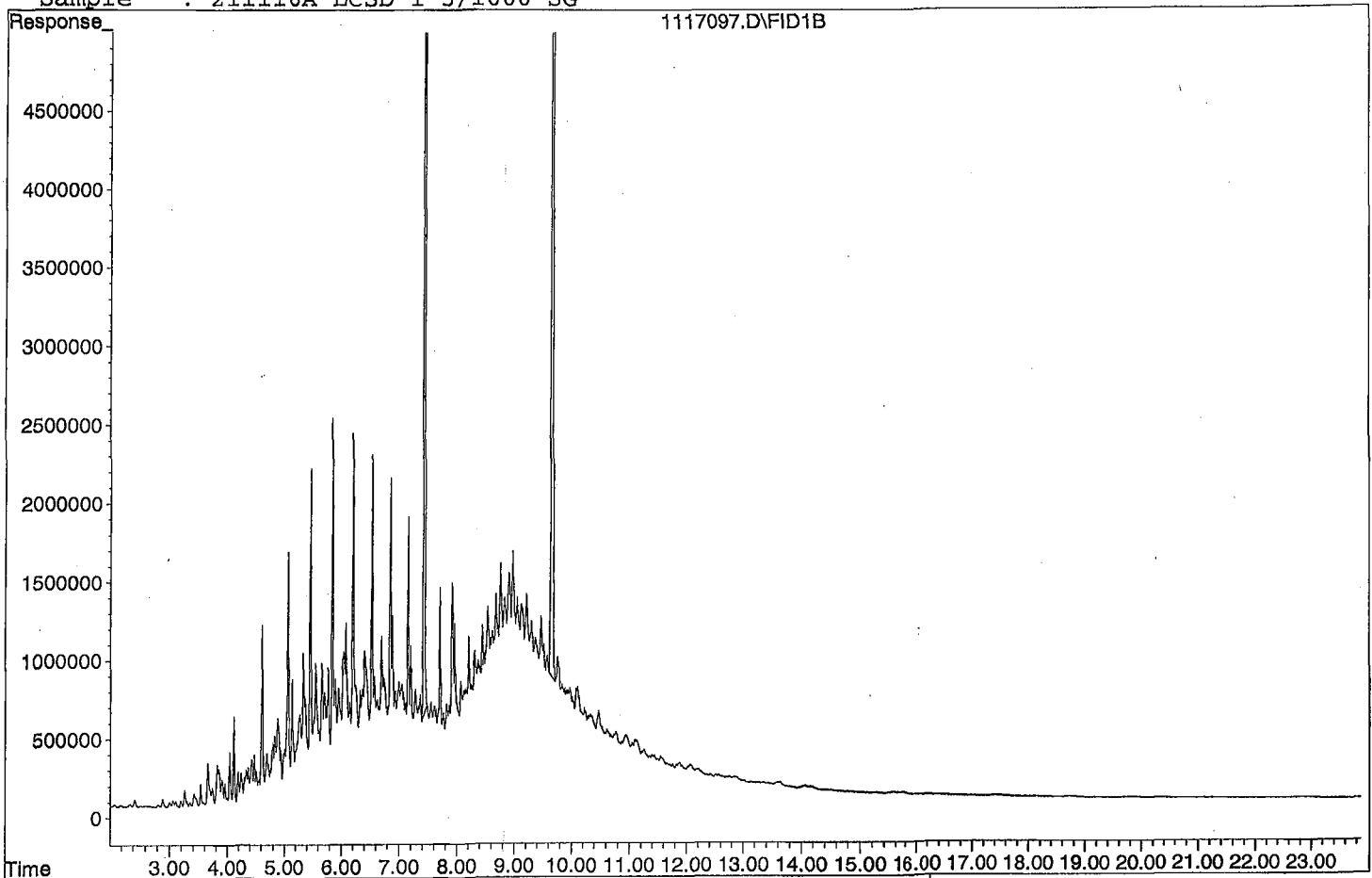
Volume Inj. : 2UL  
 Signal Phase : DB-5  
 Signal Info : FID02A

Compound	R.T.	Response	Conc Units
System Monitoring Compounds			
3) SA Ortho-Terphenyl(S)	7.42	179035250	143.113 ppb
Surrogate Spike 150.000		Recovery =	95.41%
4) SA Octacosane(S)	9.66	151052759	166.988 ppb
Surrogate Spike 150.000		Recovery =	111.33%
Target Compounds			
1) HATM Diesel (C10-C24)	6.49	1953987014	1941.045 ppb
2) HBTM Motor Oil (C24-C40)	14.96	1539526870	2219.076 ppb

Target Compounds

Data File: G:\APOLLO\DATA\211117\1117097.D

Sample : 211116A LCSD-1 5/1000 SG



## Diesel / Motor Oil Calibration Curve

Prepared: 10/28/2021

Expires: 5/31/2026

Prepared By (Initials): KA

Methylene

e

Chloride

Lot No. 61117

Initial Standard Information							Final Standard			
Name of Initial Standard (QAU Label)	Supplier	Conc. (ug/mL)	APPL Mix Name	Reference to APPL Prep Date and Lot #'s	Exp. Date	Exp. Date (Manufacturer)	Aliquot From Stock	Final Volume	Solvent	Final Standard Conc. (ug/mL)
Diesel / Motor Oil - 2	APPL	10	Diesel / Motor Oil - 1	Perp'd: 10/6/21 A0164485-52822, A0168842-52820, A0168510-52817 CL16893-52835	See man. Exp date	10/31/2027 12/31/2027 5/31/2026	100uL	200uL	MC	5
Diesel / Motor Oil - 3		50	Diesel / Motor Oil - 2				200uL	1mL	MC	10
Diesel / Motor Oil Calibration STD	Restek	2,000	Diesel / Motor Oil - 3				25uL	1mL	MC	50
			Diesel / Motor Oil - 4				125uL	1mL	MC	250
			Diesel / Motor Oil - 5				500uL	1mL	MC	1000
			Diesel / Motor Oil - 6				750uL	1mL	MC	1500
			Diesel / Motor Oil - 7				100uL	100uL	N/A	2,000

**Diesel / Motor Oil Second Source**

**Prepared: 10/28/2021**

**Expires: 10/28/2024**

**Prepared By (Initials): KA**

**Methylen**

**e**

**Chloride**

**Lot No. 61117**

Initial Standard Information							Final Standard			
Name of Initial Standard (QAU Label)	Supplier	Supplier Part No.	Conc. (ug/mL)	Lot Number - QA Number	Exp. Date (1 yr.)	Exp. Date (Manufacturer)	Aliquot From Stock	Final Volume	Solvent	Final Standard Conc. (ug/mL)
Diesel Fuel #2 Second Source	Phenova	AL0-101287	50,000	CL16477-52980	See man. Exp date	2/28/2027	50uL	10mL	MC	250
Motor Oil Second Source	Absolute	51094	50,000	102819-52981		10/28/2024	50uL			

**Diesel / Motor Oil CCV**

**Prepared: 10/27/2021**

**Expires: 5/31/2026**

**Prepared By (Initials): KA**

**Methylen**

**e**

**Chloride**

**Lot No. 61117**

Initial Standard Information							Final Standard			
Name of Initial Standard (QAU Label)	Supplier	APPL Mix Name	Conc. (ug/mL)	Reference to APPL Prep Date and Lot #'s	Exp. Date	Exp. Date (Manufacturer)	Aliquot From Stock	Final Volume	Solvent	Final Standard Conc. (ug/mL)
Diesel / Motor Oil STD	Restek	Diesel / Motor Oil CCV	2,000	Perp'd: 10/06/21 A0164485-52822, A0168842-52820, A0166510-52817, CL16893-52835	<b>See man. Exp date</b>	10/31/2027 12/31/2027 5/31/2026	1250uL	10mL	MC	250

**Diesel Motor Oil Mix**

Prepared: 10/30/2021

Prepared By (Initials): KA

Expires: 10/31/2027

Initial Standard Information							Final Standard			
Name of Initial Standard (QAU Label)	Supplier	Supplier Part No.	Conc. (ug/mL)	Lot Number - QA Number	Exp. Date (1 yr.)	Exp. Date (Manufacturer)	Alliquot From Stock	Final Volume	Solvent	Final Standard Conc. (ug/mL)
Diesel Fuel #2	Restek	31258	50,000	A0164485-52825 and A0164586-53175, 53174, and 53176	See man. Date	10/31/2027	4.00 mL	8.0 mL	NA	25,000
Motor Oil Composite	Restek	31464	50,000	A0166510-52817, and A0168842-53169, 53170, and 53171	See man. Date	12/31/2027 3/31/28	4.00 mL			25,000

**THC Surrogate****Prepared: 11/10/2021****KA****Expires: 5/31/2026**

Initial Standard Information							Final Standard			
Name of Initial Standard (QAU Label)	Supplier	Supplier Part No.	Conc. (ug/mL)	Lot Number - QA Number	Exp. Date (1 yr.)	Exp. Date (Manufacturer)	Aliquot From Stock	Final Volume	Solvent	Final Standard Conc. (ug/mL)
O-terphenyl / Octacosane Mix	Phenova	ALO-130161	600	CL16893-52839	See man. Date	5/31/2026	N/A	N/A	N/A	600

# Decanoic Acid Calibration Curve

Prepared: 9/11/2021

Prepared By (Initials): KA

Expires: 7/12/2022

Methylene

e

Chloride

Lot No. 61117

Initial Standard Information							Final Standard			
Name of Initial Standard (QAU Label)	Supplier	APPL Mix Name	Conc. (ug/mL)	Reference To APPL Prep Date	Exp. Date	Exp. Date (Manufacturer)	Aliquot From Stock	Final Volume	Solvent	Final Standard Conc. (ug/mL)
Decanoic Acid STD	O2SI	Decanoic Acid-1	60	Prepared 9/11/21	7/12/2022	N/A	50uL	1mL	MC	3
		Decanoic Acid-2					100uL	1mL	MC	6
		Decanoic Acid-3					400uL	1mL	MC	24
		Decanoic Acid-4					600uL	1mL	MC	36
		Decanoic Acid-5					800uL	1mL	MC	48
		Decanoic Acid-6					100uL	100uL	N/A	60



<b>Decanoic Acid CCV</b>										
<b>Prepared: 11/5/2021</b>						<b>Prepared By (Initials): KA</b>				
<b>Expires: 7/8/2024</b>										
<b>Methylene Chloride</b>										
<b>Lot No. 61117</b>										
<b>Initial Standard Information</b>						<b>Final Standard Information</b>				
Name of Initial Standard (QAU Label)	Supplier	Supplier Part No.	Conc. (ug/mL)	Lot Number - QA Number	Exp. Date	Exp. Date (Manufacturer)	Allquot From Stock	Final Volume	Solvent	Final Standard Conc. (ug/mL)
Decanoic Acid	O2SI	72766	1,000	070821-52989	See man. Exp date	7/8/2024	360uL	10mL	MC	36

**Decanoic Acid Spike**

Prepared: 11/5/2021

Prepared By (Initials): KA

Expires: 7/8/2024

Initial Standard Information							Final Standard Information			
Name of Initial Standard (QAU Label)	Supplier	Supplier Part No.	Conc. (ug/mL)	Lot Number - QA Number	Exp. Date (1 yr.)	Exp. Date (Manufacturer)	Allquot From Stock	Final Volume	Solvent	Final Standard Conc. (ug/mL)
Decanoic Acid Spike	Absolute	72766	1,000	070821-52990	See man. Exp date	7/8/2024	N/A	N/A	N/A	1,000

# Organic Extraction Worksheet

<b>Method</b>	Continuous Liq/Liq TPH- 3520C w/SGC	<b>Extraction Set</b>	211116A	<b>Extraction Method</b>	LIQ005SGC	<b>Units</b>	mL
Spiked ID 1	Diesel Motor Oil Mix 10-30-21 10-31-27	Surrogate ID 1	THC Surrogate 11-10-21 11-10-22				
Spiked ID 2	Decanoic 1000ug/mL Acid Solution 11-5-21 11-5-22	Surrogate ID 2					
Spiked ID 3		Surrogate ID 3					
Spiked ID 4		Surrogate ID 4					
Spiked ID 5		Surrogate ID 5					
Spiked ID 6		Sufficient Vol for Matrix QC:		NO			
Spiked ID 7		Ext. Start Time:		11/16/21 13:42			
Spiked ID 8		Ext. End Time:		11/17/21 7:48			
<b>GC Requires Extract By:</b>							
pH1	2	11/16/21 12:10	Water Bath Temp 1 °C	35/34.1 °C			
pH2			Water Bath Temp 2 °C	35/36.1			
pH3			Water Bath Temp 3 °C	35/35.5 °C			

Spiked By: SR

Date 11/16/2021

Witnessed By: CG

Date 11/16/2021

Sample	Sample Container	Spike Amount	Spike ID	Surrogate Amount	Surrogate ID	Extract Amount	Final Volume	pH	Extract Date/Time	Comments
1 211116A Blk		0.050	2	0.250	1	1000	5	2	11/16/21 12:12	*
					equip	E-HP3 E-WB1				
2 211116A LCS-1		0.080,0.050	1,2	0.250	1	1000	5	2	11/16/21 12:12	*
					equip	E-HP4 E-WB2				
3 211116A LCSD-1		0.080,0.050	1,2	0.250	1	1000	5	2	11/16/21 12:12	*
					equip	E-HP6 E-WB3				
4 BA46001	BA46001W09	0.050	2	0.250	1	1020	5	2	11/16/21 12:12	98213 *
					equip	E-HP7 E-WB1				
5 BA46103	BA46103W09	0.050	2	0.250	1	1020	5	2	11/16/21 12:12	98214 *
					equip	E-HP8 E-WB2				
6 BA46105	BA46105W09	0.050	2	0.250	1	1040	5	2	11/16/21 12:12	98214 *
					equip	E-HP9 E-WB3				
7 BA46107	BA46107W09	0.050	2	0.250	1	1050	5	2	11/16/21 12:12	98214 *
					equip	E-HP10 E-WB1				
8 BA46109	BA46109W09	0.050	2	0.250	1	1010	5	2	11/16/21 12:12	98214 *
					equip	E-HP11 E-WB2				
9 BA46115	BA46115W09	0.050	2	0.250	1	1040	5	2	11/16/21 12:12	98212 *
					equip	E-HP12 E-WB3				
10 BA46116	BA46116W07	0.050	2	0.250	1	1020	5	2	11/16/21 12:12	98212 *
					equip	E-HP13 E-WB1				
11 BA46117	BA46117W03	0.050	2	0.250	1	1020	5	2	11/16/21 12:12	98212 *
					equip	E-HP14 E-WB2				

Solvent and Lot#	
1+1 HCL (5mLs)	60358
PH Strips	HC155968
Dichloromethane (DCM)	61117
Filter Paper	400202
Sodium Sulfate	2021071206
SILICA GEL (*)	050627T

Extraction COC Transfer	
Extraction lab employee Initials	KY
GC analyst's initials	KA
Date	11/18/21
Time	10:48
Refrigerator	HOBART

Technician's Initials	
Scanned By	SR
Sample Preparation	SR
Extraction	SR
Concentration	SR,DS

Modified	11/18/2021 7:17:39 AM
----------	-----------------------

Reviewed By: KY

Date 11/18/2021

## Injection Log

Directory: G:\APOLLO\DATA\210911\

Line	Vial	FileName	Multiplier	SampleName	Misc Info	Injected
1	2	911002.D	1	Decanoic Acid STD 1	water	9-11-21 10:22:53
2	3	911003.D	1	Decanoic Acid STD 2	water	9-11-21 10:51:11
3	4	911004.D	1	Decanoic Acid STD 3	water	9-11-21 11:19:39
4	5	911005.D	1	Decanoic Acid STD 4	water	9-11-21 11:48:04
5	6	911006.D	1	Decanoic Acid STD 5	water	9-11-21 12:16:37
6	7	911007.D	1	Decanoic Acid STD 6	water	9-11-21 12:45:02
7	3	1028003.D	1	DMO STD 1 10/28/21	water	10-28-21 9:19:03
8	4	1028004.D	1	DMO STD 2 10/28/21	water	10-28-21 9:47:06
9	5	1028005.D	1	DMO STD 3 10/28/21	water	10-28-21 10:15:13
10	6	1028006.D	1	DMO STD 4 10/28/21	water	10-28-21 10:43:31
11	7	1028007.D	1	DMO STD 5 10/28/21	water	10-28-21 11:11:42
12	8	1028008.D	1	DMO STD 6 10/28/21	water	10-28-21 11:39:55
13	9	1028009.D	1	DMO STD 7 10/28/21	water	10-28-21 12:08:10
14	10	1028010.D	1	DMO Second Source 10/28/21	water	10-28-21 12:36:26
15	92	1117092.D	1	DMO LVL 4 CCV 10/27/21	water	11-19-21 4:26:09
16	93	1117093.D	1	Decanoic Acid CCV 11/05/21	water	11-19-21 4:54:12
17	95	1117095.D	5	211116A BLK 5/1000 SG	water	11-19-21 5:50:21
18	96	1117096.D	5	211116A LCS-1 5/1000 SG	water	11-19-21 6:18:24
19	97	1117097.D	5	211116A LCSD-1 5/1000 SG	water	11-19-21 6:46:28
20	99	1117099.D	4.90196	BA46103W09 5/1020 SG	water	11-19-21 7:42:35
21	100	1117100.D	4.80769	BA46105W09 5/1040 SG	water	11-19-21 8:10:40
22	1	1117101.D	4.7619	BA46107W09 5/1050 SG	water	11-19-21 8:38:40
23	2	1117102.D	4.9505	BA46109W09 5/1010 SG	water	11-19-21 9:06:44
24	6	1117106.D	1	DMO LVL 4 CCV 10/27/21	water	11-19-21 10:58:57
25	7	1117107.D	1	Decanoic Acid CCV 11/05/21	water	11-19-21 11:26:58

**ORGANICS**  
**Calibration Data**

TPH Extractables  
DOC1028

Form 6  
Initial Calibration

Lab Name: APPL, Inc.  
Case No: \_\_\_\_\_  
Matrix: Water

SDG No: \_\_\_\_\_  
Initial Cal. Date: 10/28/2021  
Instrument: Apollo

Initials: KA

1028003.D 1028004.D 1028005.D 1028006.D 1028007.D 1028008.D 1028009.D

	Compound	1	2	3	4	5	6	7				Avg	%RSD	Type	r <sup>2</sup>	Q
1	HATM Diesel (C10-C24)	2983809	2406563	2517872	2418941	2337993	2387715	2563791				2516669	8.7	HATM		
2	HBTML Motor Oil (C24-C40)	5192328	3260715	2065863	1824592	1695984	1676117	1728658				2492037	53	HBTM	1.000	
3	SA Ortho-Terphenyl(S)	3637234	3178668	3119876	3035678	2926966	2905323	3088794				3127505	7.9	SA		
4	SA Octacosane(S)	2469203	2170507	2286410	2275552	2170413	2171254	2286658				2261428	4.8	SA		
5																
6																
7																
8																
9																
10																
11																
12																
13																
14																
15																
16																
17																
18																
19																
20																
21																
22																
23																
24																
25																
26																
27																
28																
29																
30																
31																
32																
33																
34																
35																

2.118919

Data File : G:\APOLLO\DATA\211028\1028003.D Vial: 3  
 Acq On : 10-28-21 9:19:03 Operator: KA  
 Sample : DMO STD 1 10/28/21 Inst : Apollo  
 Misc : water Multiplr: 1.00  
 IntFile : events.e  
 Quant Time: Oct 28 15:39 2021 Quant Results File: DOC1028.RES

Method : G:\APOLLO\DATA\211028\DOC1028.M (Chemstation Integrator)  
 Title : 8015 B&C  
 Last Update : Thu Oct 28 15:39:11 2021  
 Response via : Multiple Level Calibration

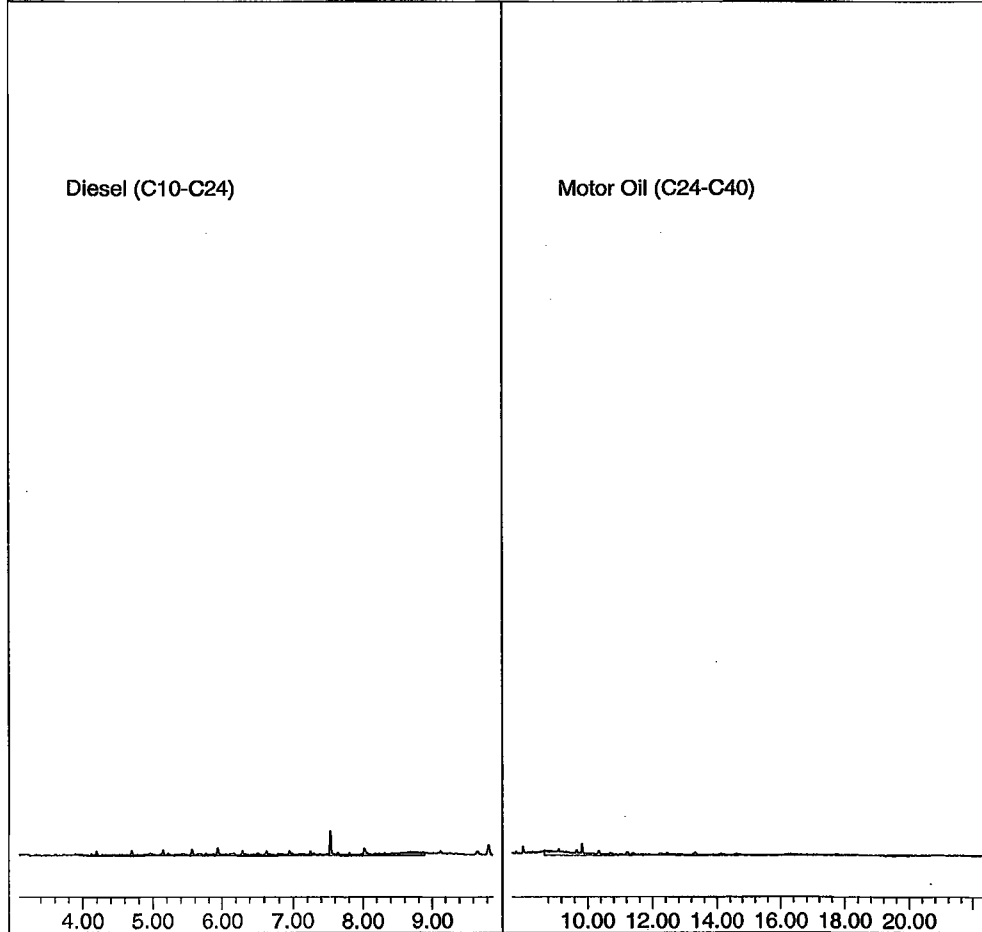
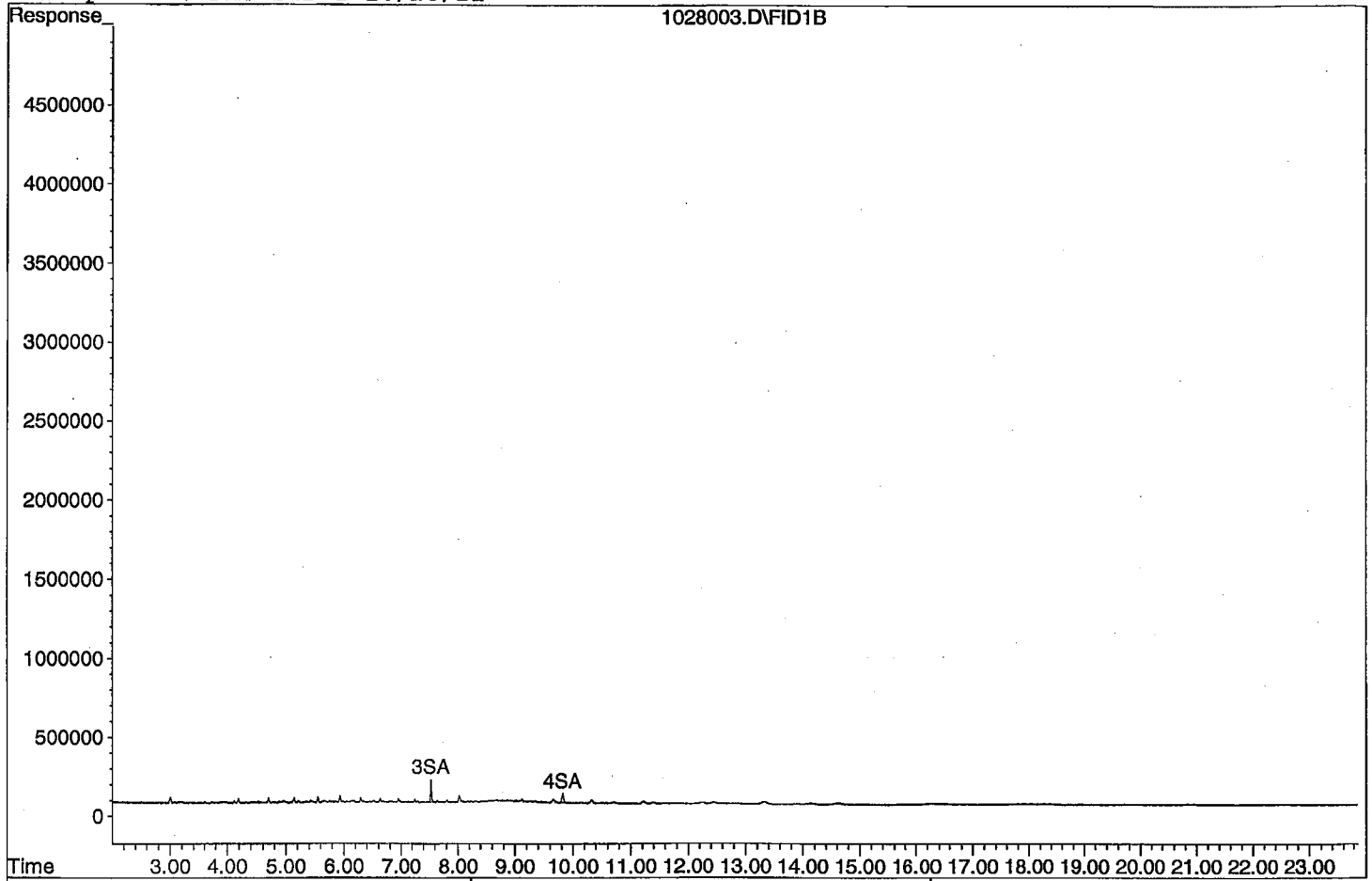
Volume Inj. : 2UL  
 Signal Phase : DB-5  
 Signal Info : FID02A

Compound	R.T.	Response	Conc Units
System Monitoring Compounds			
3) SA Ortho-Terphenyl(S)	7.53	1818617	0.291 ppb
Surrogate Spike 30.000		Recovery =	0.97%
4) SA Octacosane(S)	9.82	1234601	0.273 ppb
Surrogate Spike 30.000		Recovery =	0.91%
Target Compounds			
1) HATM Diesel (C10-C24)	6.49	29838086	5.928 ppb
2) HBTM Motor Oil (C24-C40)	14.96	51923283	5.234 ppb

Target Compounds

Quantitation Report

Data File: G:\APOLLO\DATA\211028\1028003.D  
Sample : DMO STD 1 10/28/21





Data File : G:\APOLLO\DATA\211028\1028004.D Vial: 4  
 Acq On : 10-28-21 9:47:06 Operator: KA  
 Sample : DMO STD 2 10/28/21 Inst : Apollo  
 Misc : water Multiplr: 1.00  
 IntFile : events.e  
 Quant Time: Oct 28 15:39 2021 Quant Results File: DOC1028.RES

Method : G:\APOLLO\DATA\211028\DOC1028.M (Chemstation Integrator)  
 Title : 8015 B&C  
 Last Update : Thu Oct 28 15:39:11 2021  
 Response via : Multiple Level Calibration

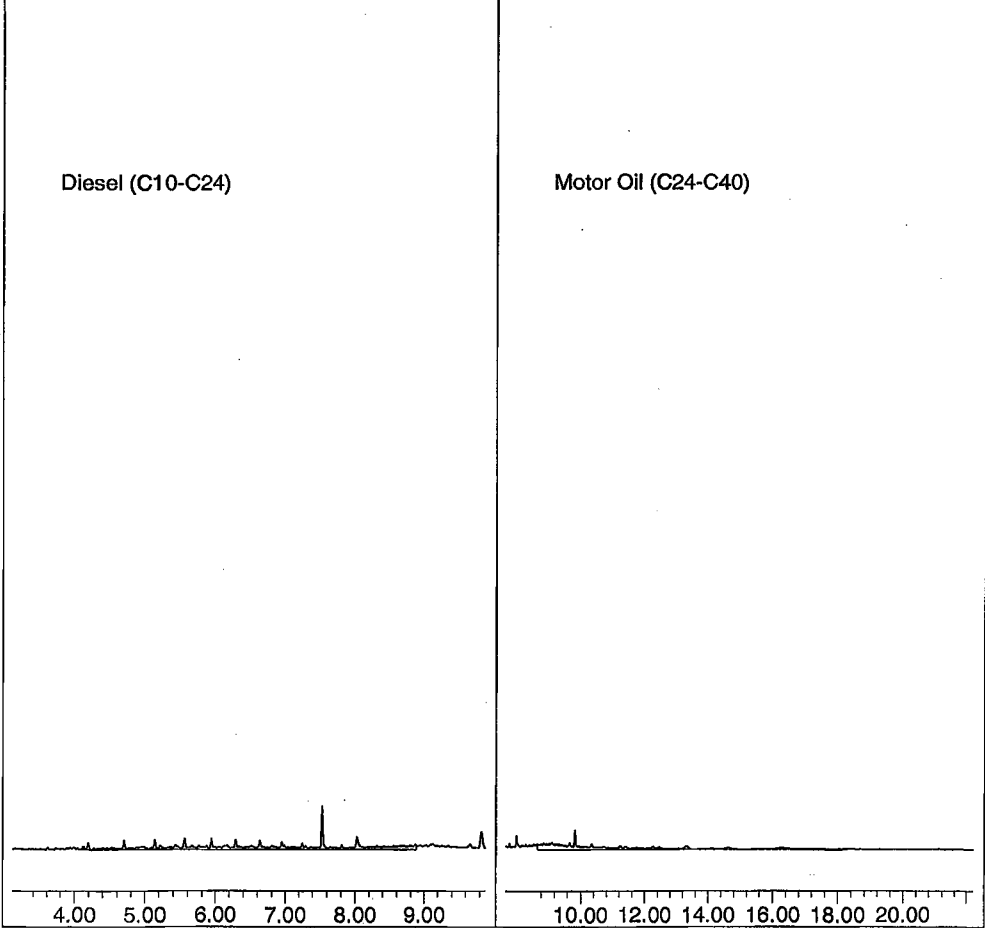
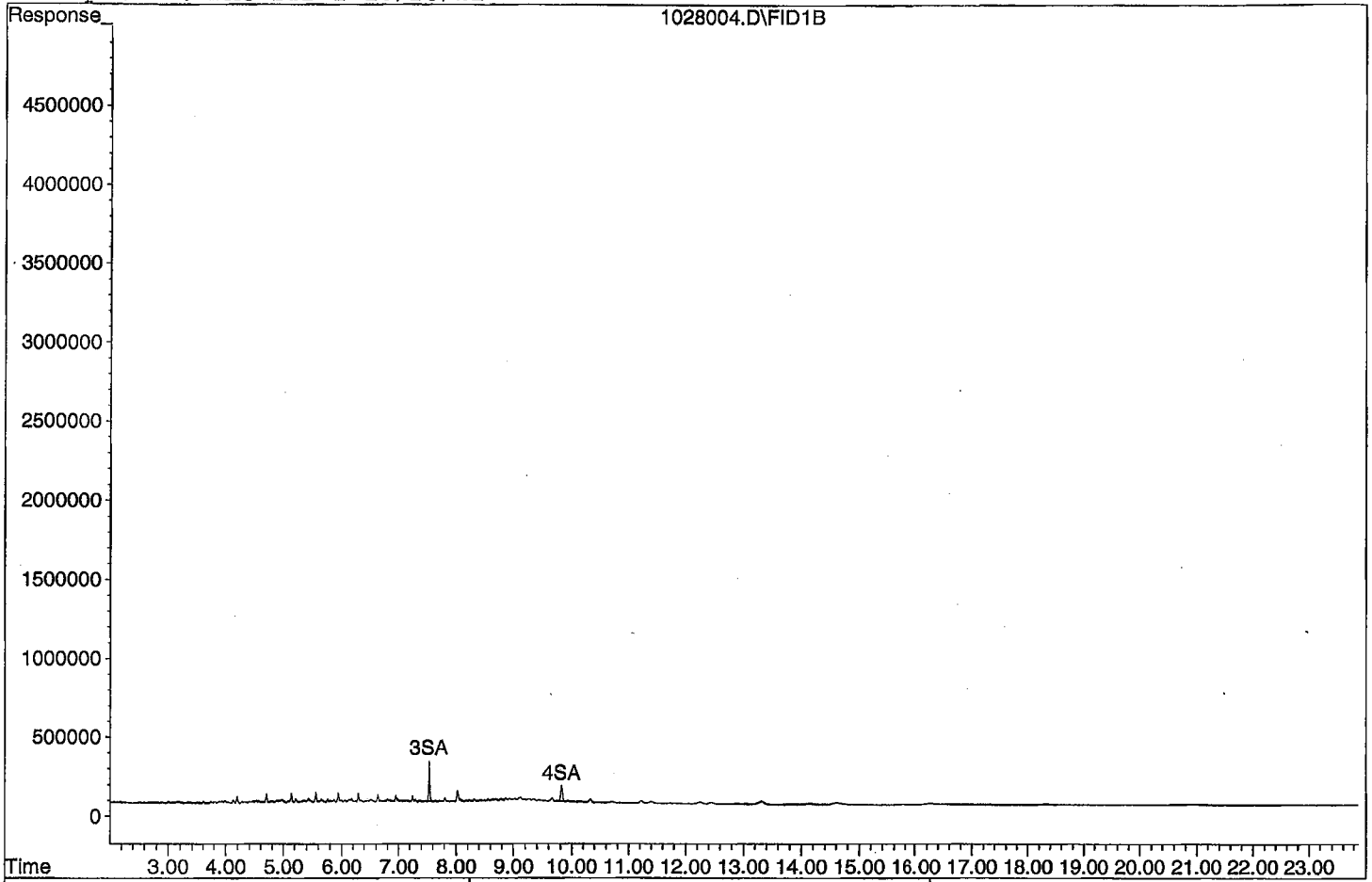
Volume Inj. : 2UL  
 Signal Phase : DB-5  
 Signal Info : FID02A

Compound	R.T.	Response	Conc Units
System Monitoring Compounds			
3) SA Ortho-Terphenyl(S)	7.53	3178668	0.508 ppb
Surrogate Spike 30.000		Recovery =	1.69%
4) SA Octacosane(S)	9.82	2170507	0.480 ppb
Surrogate Spike 30.000		Recovery =	1.60%
Target Compounds			
1) HATM Diesel (C10-C24)	6.49	48131263	9.562 ppb
2) HBTM Motor Oil (C24-C40)	14.96	65214303	9.152 ppb

Target Compounds

Quantitation Report

Data File: G:\APOLLO\DATA\211028\1028004.D  
Sample : DMO STD 2 10/28/21



Data File : G:\APOLLO\DATA\211028\1028005.D Vial: 5  
 Acq On : 10-28-21 10:15:13 Operator: KA  
 Sample : DMO STD 3 10/28/21 Inst : Apollo  
 Misc : water Multiplr: 1.00  
 IntFile : events.e  
 Quant Time: Oct 28 15:39 2021 Quant Results File: DOC1028.RES

Method : G:\APOLLO\DATA\211028\DOC1028.M (Chemstation Integrator)  
 Title : 8015 B&C  
 Last Update : Thu Oct 28 15:39:11 2021  
 Response via : Multiple Level Calibration

Volume Inj. : 2UL  
 Signal Phase : DB-5  
 Signal Info : FID02A

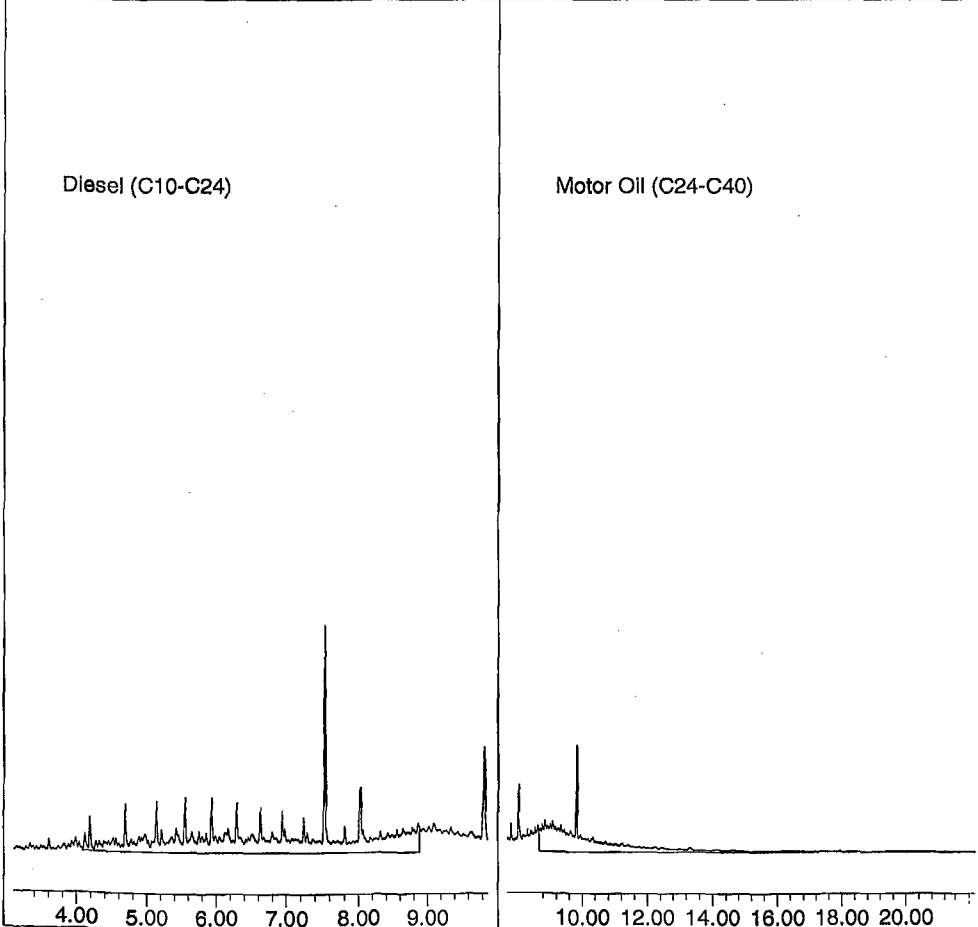
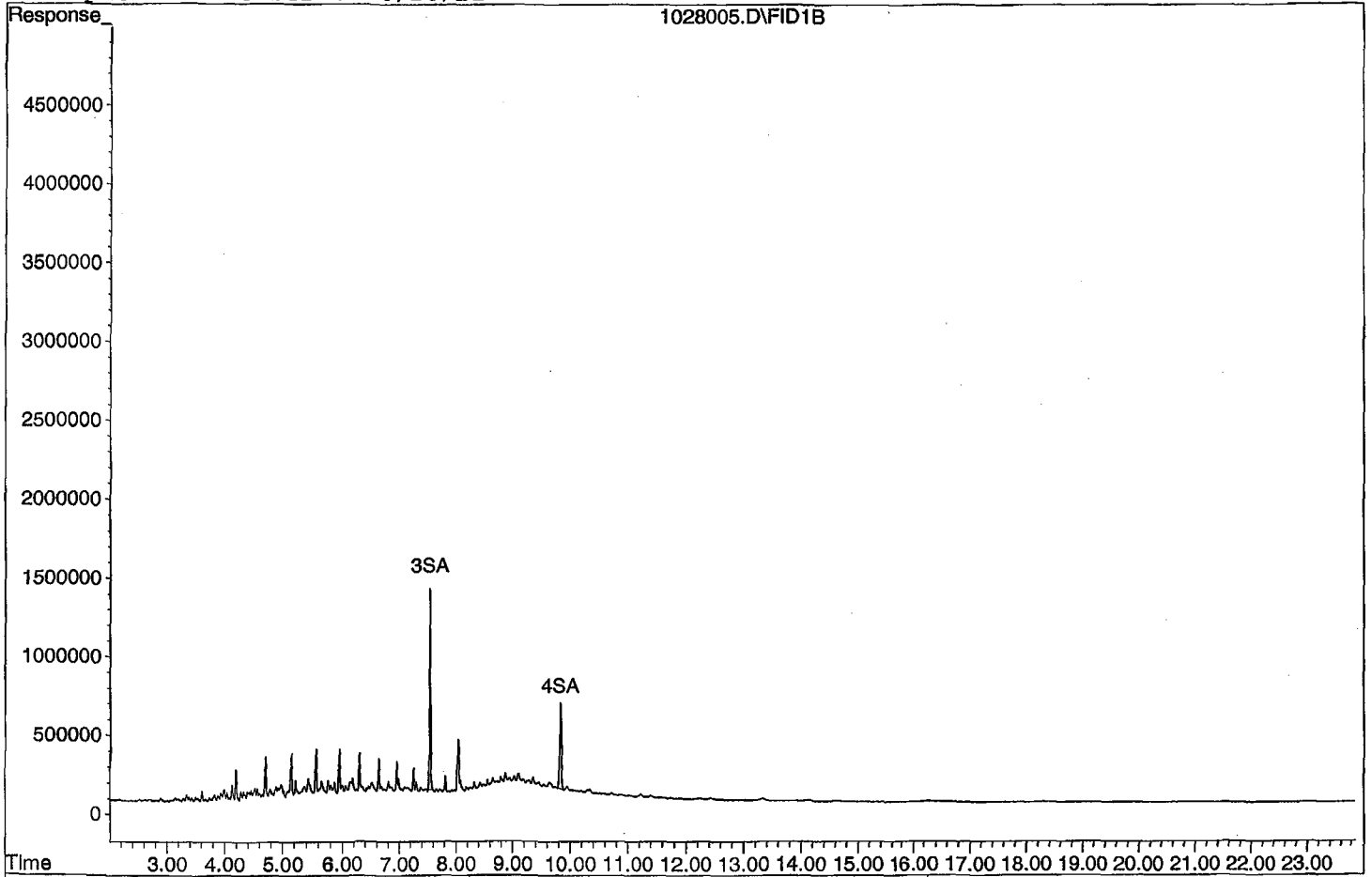
Compound	R.T.	Response	Conc Units
System Monitoring Compounds			
3) SA Ortho-Terphenyl(S)	7.53	15599382	2.494 ppb
Surrogate Spike 30.000		Recovery =	8.31%
4) SA Octacosane(S)	9.82	11432050	2.528 ppb
Surrogate Spike 30.000		Recovery =	8.43%
Target Compounds			
1) HATM Diesel (C10-C24)	6.49	251787231	50.024 ppb
2) HBTM Motor Oil (C24-C40)	14.96	206586322	50.832 ppb

Target Compounds

Quantitation Report

Data File: G:\APOLLO\DATA\211028\1028005.D

Sample : DMO STD 3 10/28/21



Quantitation Report (Not Reviewed)

Data File : G:\APOLLO\DATA\211028\1028006.D Vial: 6  
 Acq On : 10-28-21 10:43:31 Operator: KA  
 Sample : DMO STD 4 10/28/21 Inst : Apollo  
 Misc : water Multiplr: 1.00  
 IntFile : events.e  
 Quant Time: Oct 28 15:39 2021 Quant Results File: DOC1028.RES

Method : G:\APOLLO\DATA\211028\DOC1028.M (Chemstation Integrator)  
 Title : 8015 B&C  
 Last Update : Thu Oct 28 15:39:11 2021  
 Response via : Multiple Level Calibration

Volume Inj. : 2UL  
 Signal Phase : DB-5  
 Signal Info : FID02A

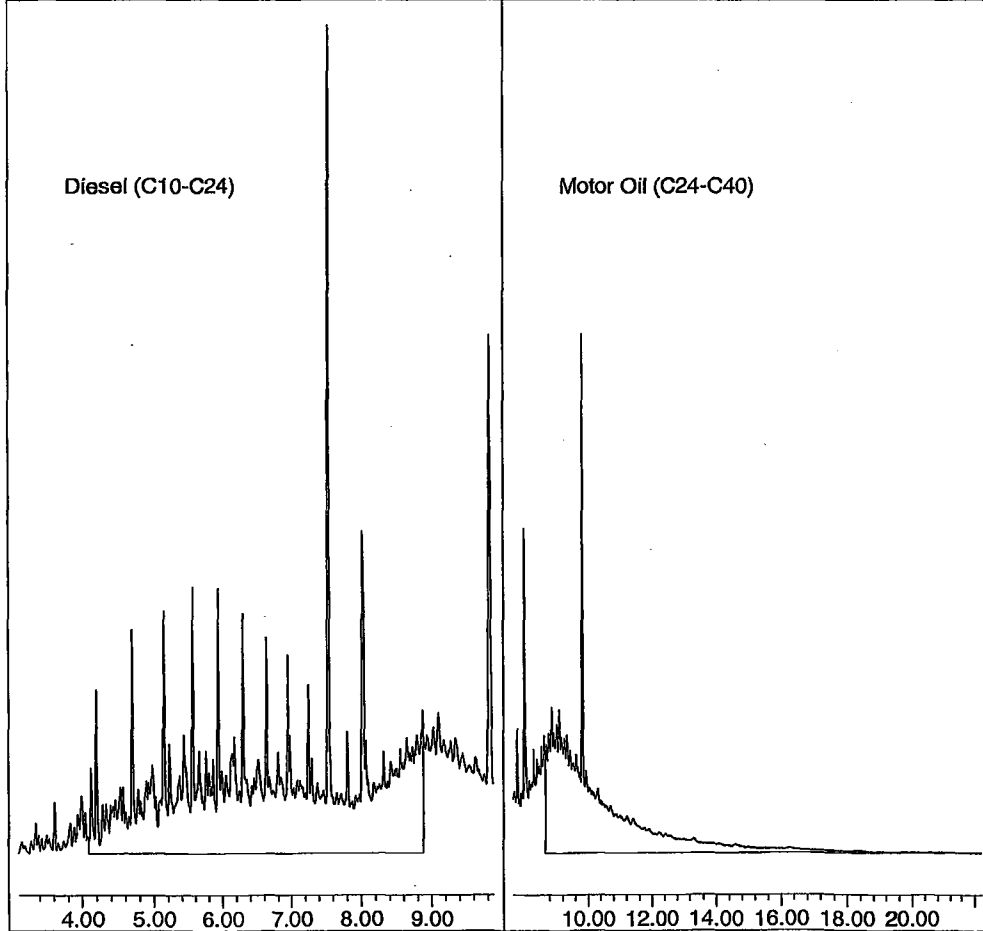
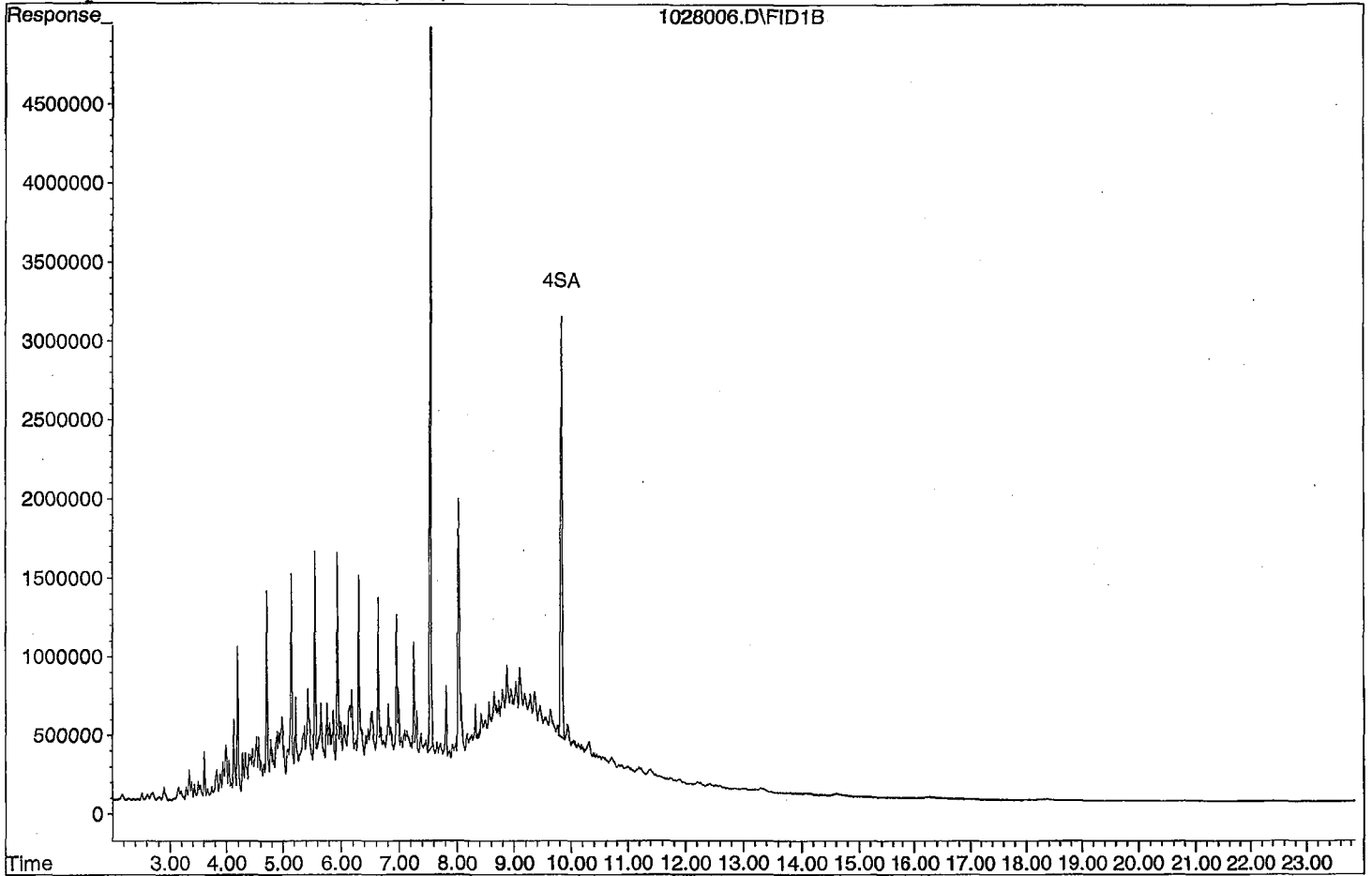
Compound	R.T.	Response	Conc Units
<b>System Monitoring Compounds</b>			
3) SA Ortho-Terphenyl(S)	7.53	75891940	12.133 ppb
Surrogate Spike 30.000		Recovery =	40.44%
4) SA Octacosane(S)	9.82	56888797	12.578 ppb
Surrogate Spike 30.000		Recovery =	41.93%
<b>Target Compounds</b>			
1) HATM Diesel (C10-C24)	6.49	1209470396	240.292 ppb
2) HBTM Motor Oil (C24-C40)	14.96	912296132	258.892 ppb

Target Compounds

Quantitation Report

Data File: G:\APOLLO\DATA\211028\1028006.D

Sample : DMO STD 4 10/28/21



Data File : G:\APOLLO\DATA\211028\1028007.D Vial: 7  
 Acq On : 10-28-21 11:11:42 Operator: KA  
 Sample : DMO STD 5 10/28/21 Inst : Apollo  
 Misc : water Multiplr: 1.00  
 IntFile : events.e  
 Quant Time: Oct 28 15:39 2021 Quant Results File: DOC1028.RES

Method : G:\APOLLO\DATA\211028\DOC1028.M (Chemstation Integrator)  
 Title : 8015 B&C  
 Last Update : Thu Oct 28 15:39:11 2021  
 Response via : Multiple Level Calibration

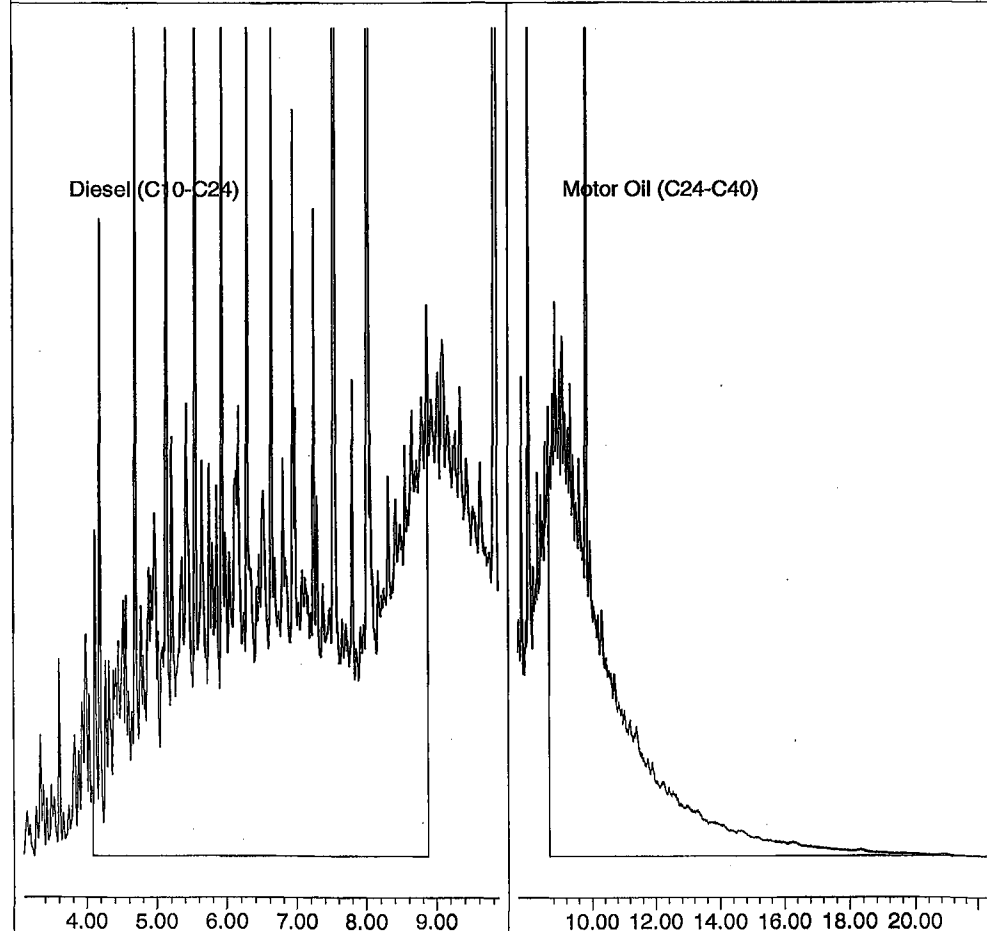
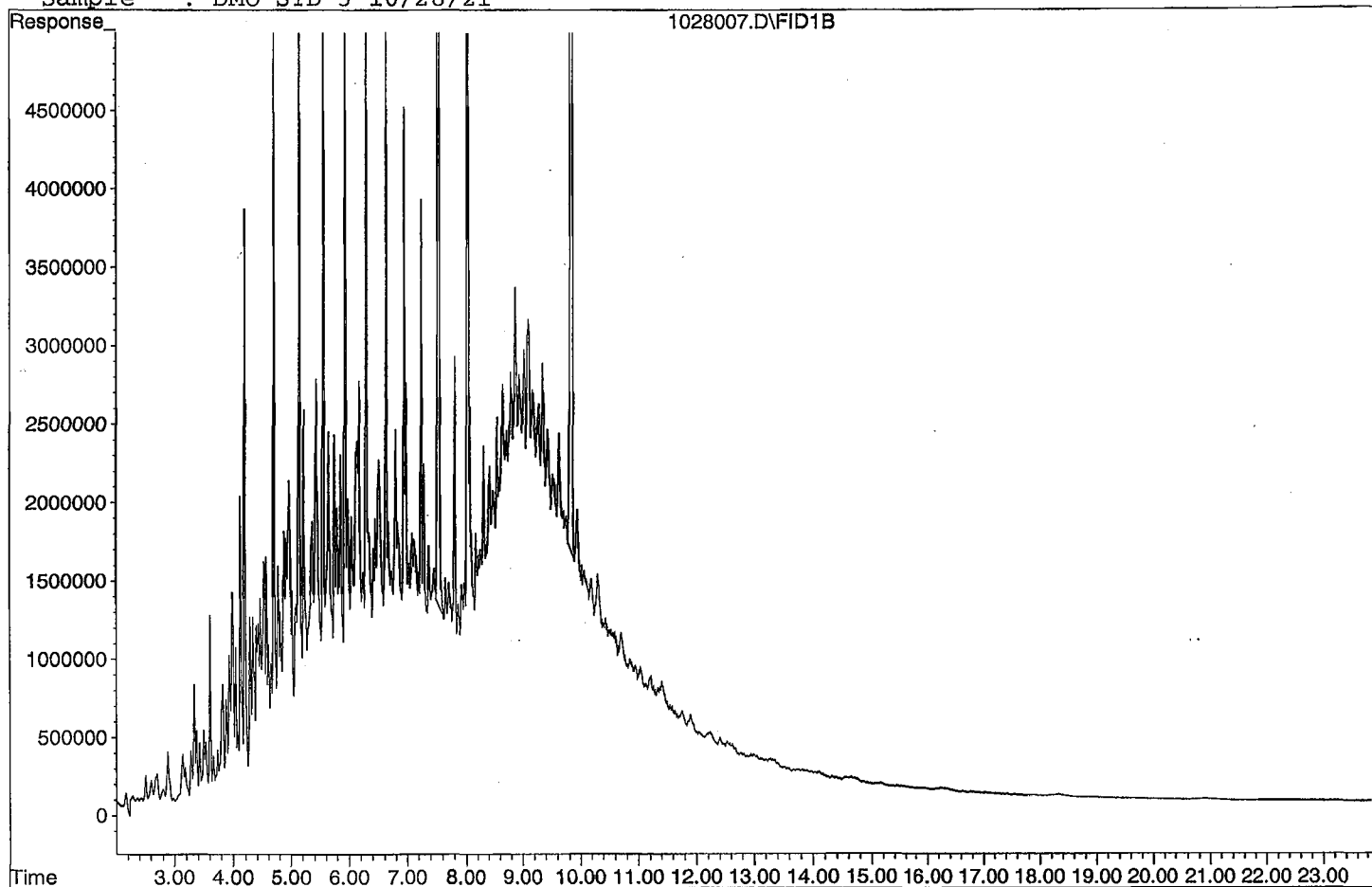
Volume Inj. : 2UL  
 Signal Phase : DB-5  
 Signal Info : FID02A

Compound	R.T.	Response	Conc Units
System Monitoring Compounds			
3) SA Ortho-Terphenyl(S)	7.54	292696553	46.794 ppb
Surrogate Spike 30.000		Recovery =	155.98%
4) SA Octacosane(S)	9.83	217041298	47.988 ppb
Surrogate Spike 30.000		Recovery =	159.96%
Target Compounds			
1) HATM Diesel (C10-C24)	6.49	4675985227	929.003 ppb
2) HBTM Motor Oil (C24-C40)	14.96	3391967397	989.959 ppb

Target Compounds

Quantitation Report

Data File: G:\APOLLO\DATA\211028\1028007.D  
Sample : DMO STD 5 10/28/21





Quantitation Report (Not Reviewed)

Data File : G:\APOLLO\DATA\211028\1028008.D Vial: 8  
 Acq On : 10-28-21 11:39:55 Operator: KA  
 Sample : DMO STD 6 10/28/21 Inst : Apollo  
 Misc : water Multiplr: 1.00  
 IntFile : events.e  
 Quant Time: Oct 28 15:39 2021 Quant Results File: DOC1028.RES

Method : G:\APOLLO\DATA\211028\DOC1028.M (Chemstation Integrator)  
 Title : 8015 B&C  
 Last Update : Thu Oct 28 15:39:11 2021  
 Response via : Multiple Level Calibration

Volume Inj. : 2UL  
 Signal Phase : DB-5  
 Signal Info : FID02A

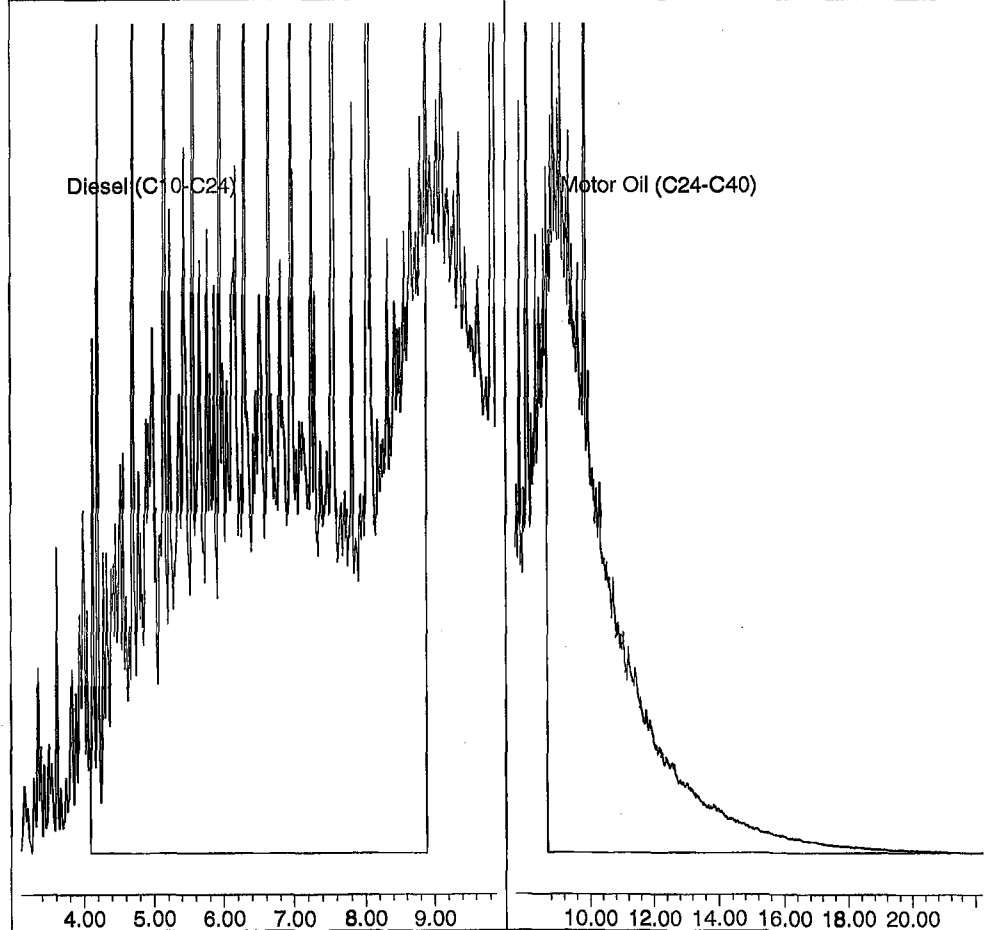
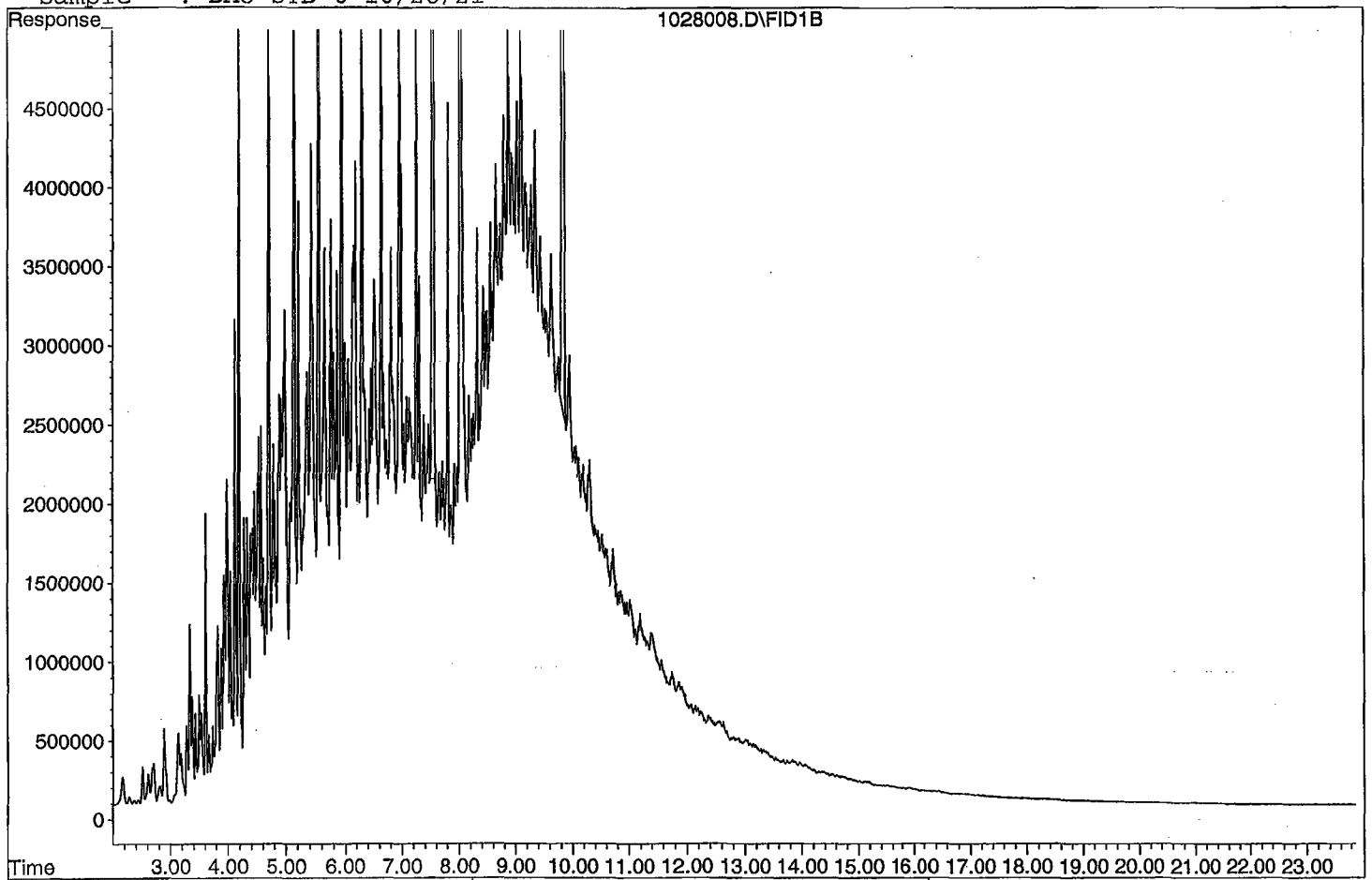
Compound	R.T.	Response	Conc Units
System Monitoring Compounds			
3) SA Ortho-Terphenyl(S)	7.54	435798382	69.672 ppb
Surrogate Spike 30.000		Recovery =	232.24%
4) SA Octacosane(S)	9.84	325688048	72.009 ppb
Surrogate Spike 30.000		Recovery =	240.03%
Target Compounds			
1) HATM Diesel (C10-C24)	6.49	7163144090	1423.140 ppb
2) HBTM Motor Oil (C24-C40)	14.96	5028351305	1472.405 ppb

Target Compounds

Quantitation Report

Data File: G:\APOLLO\DATA\211028\1028008.D

Sample : DMO STD 6 10/28/21



Data File : G:\APOLLO\DATA\211028\1028009.D Vial: 9  
 Acq On : 10-28-21 12:08:10 Operator: KA  
 Sample : DMO STD 7 10/28/21 Inst : Apollo  
 Misc : water Multiplr: 1.00  
 IntFile : events.e  
 Quant Time: Oct 28 15:39 2021 Quant Results File: DOC1028.RES

Method : G:\APOLLO\DATA\211028\DOC1028.M (Chemstation Integrator)  
 Title : 8015 B&C  
 Last Update : Thu Oct 28 15:39:11 2021  
 Response via : Multiple Level Calibration

Volume Inj. : 2UL  
 Signal Phase : DB-5  
 Signal Info : FID02A

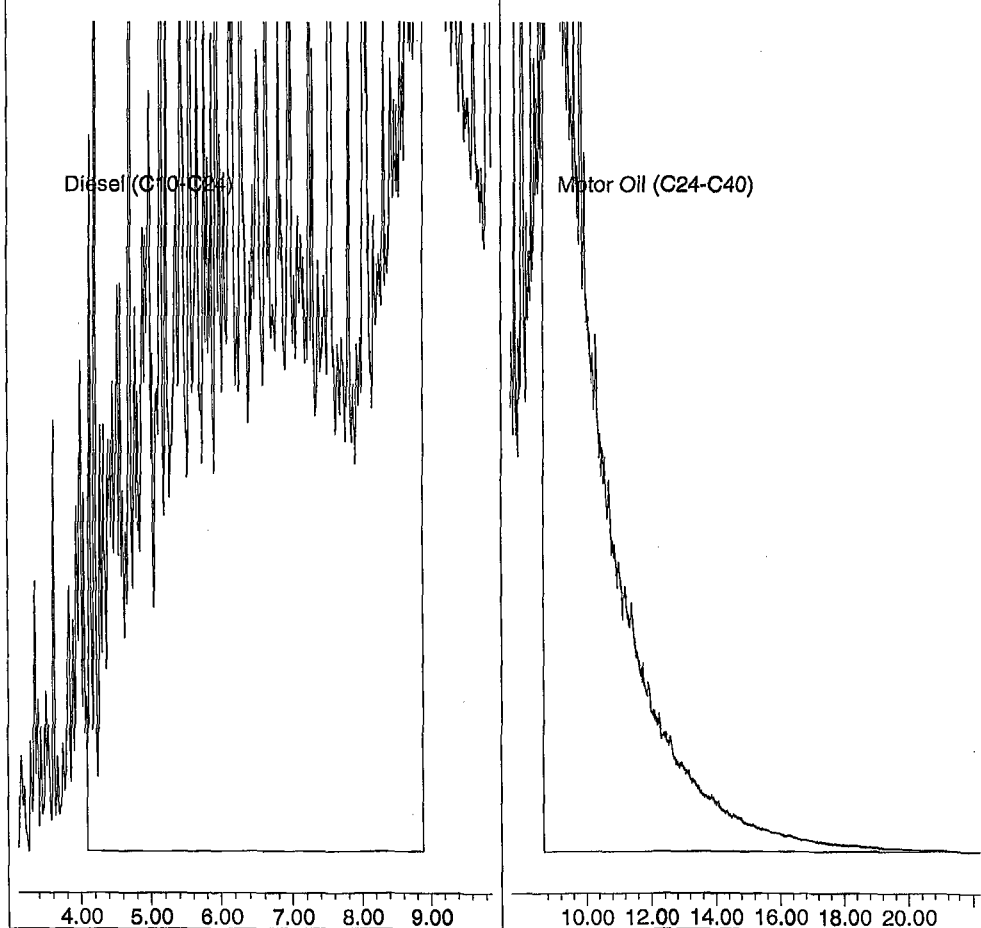
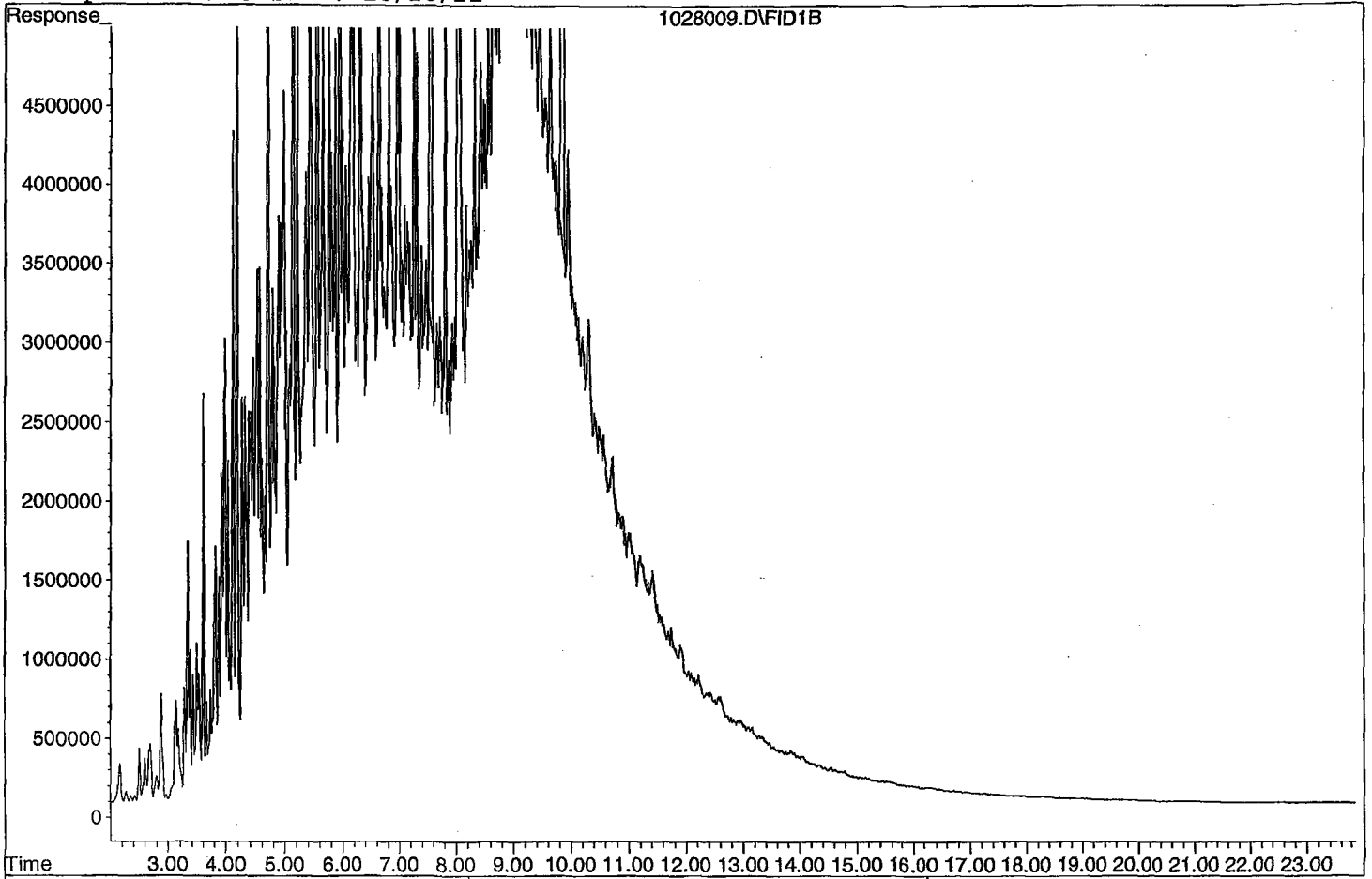
Compound	R.T.	Response	Conc Units
System Monitoring Compounds			
3) SA Ortho-Terphenyl(S)	7.54	617758709	98.762 ppb
Surrogate Spike 30.000		Recovery =	329.21%
4) SA Octacosane(S)	9.85	457331573	101.116 ppb
Surrogate Spike 30.000		Recovery =	337.05%
Target Compounds			
1) HATM Diesel (C10-C24)	6.49	10255165539	2037.448 ppb
2) HBTM Motor Oil (C24-C40)	14.96	6914631831	2028.526 ppb

Target Compounds

Quantitation Report

Data File: G:\APOLLO\DATA\211028\1028009.D

Sample : DMO STD 7 10/28/21



TPH Extractables  
DOC1028

Form 7

Second Source Calibration

Lab Name: APPL, Inc.  
Case No: \_\_\_\_\_  
Matrix: Water

SDG No: \_\_\_\_\_  
Date Analyzed: 10/28/2021  
Instrument: Apollo  
Initial Cal. Date: 10/28/2021  
Data File: 1028010.D

	Compound	MEAN	CCRF	%D	%Drift	
1	HATM Diesel (C10-C24)	2516670	2266400	9.9	HATM	
2	HBTM Motor Oil (C24-C40)	2492040	1663520	33	HBTML	5.9
3						
4						
5						
6						
7						
8						
9						
10						
11						
12						
13						
14						
15						
16						
17						
18						
19						
20						
21						
22						
23						
24						
25						
26						
27						
28						
29						
30						
31						
32						
33						
34						
35						
36						
37						
38						
39						
40	Average			21.5		

Quantitation Report (Not Reviewed)

Data File : G:\APOLLO\DATA\211028\1028010.D Vial: 10  
 Acq On : 10-28-21 12:36:26 Operator: KA  
 Sample : DMO Second Source 10/28/21 Inst : Apollo  
 Misc : water Multiplr: 1.00  
 IntFile : events.e  
 Quant Time: Oct 28 15:39 2021 Quant Results File: DOC1028.RES

Method : G:\APOLLO\DATA\211028\DOC1028.M (Chemstation Integrator)  
 Title : 8015 B&C  
 Last Update : Thu Oct 28 15:39:11 2021  
 Response via : Multiple Level Calibration

Volume Inj. : 2UL  
 Signal Phase : DB-5  
 Signal Info : FID02A

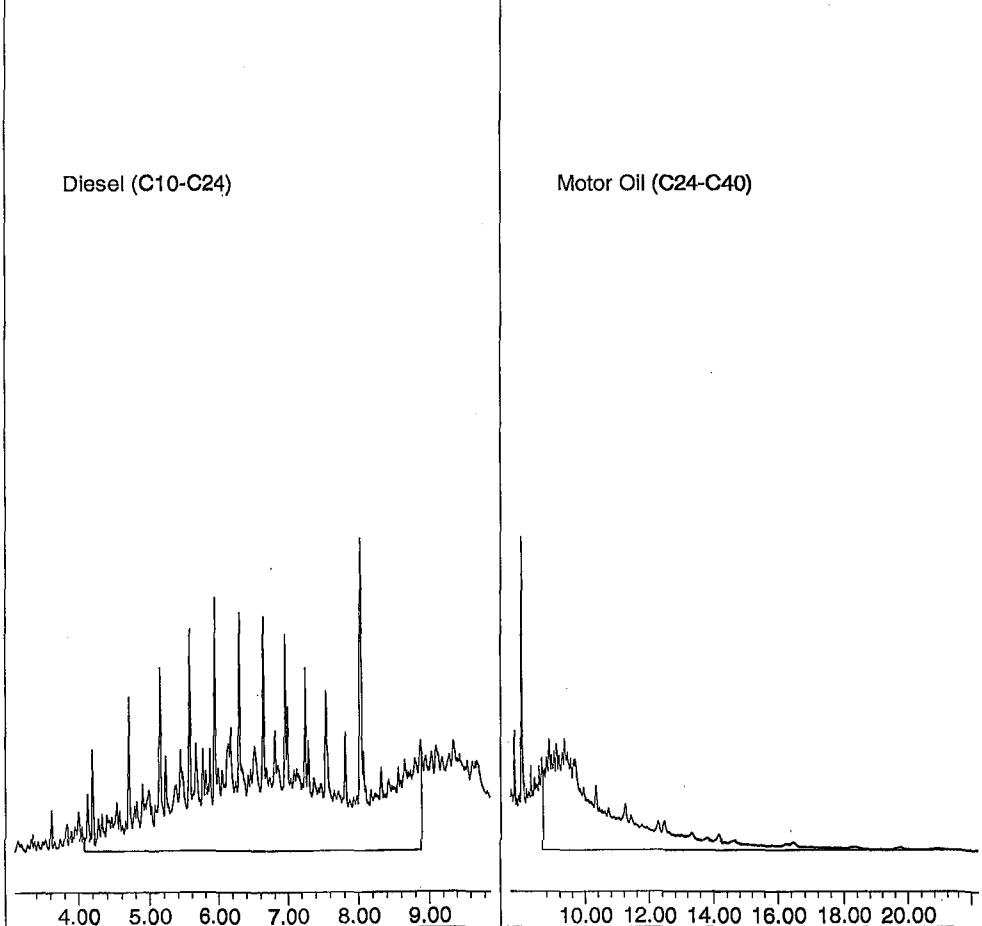
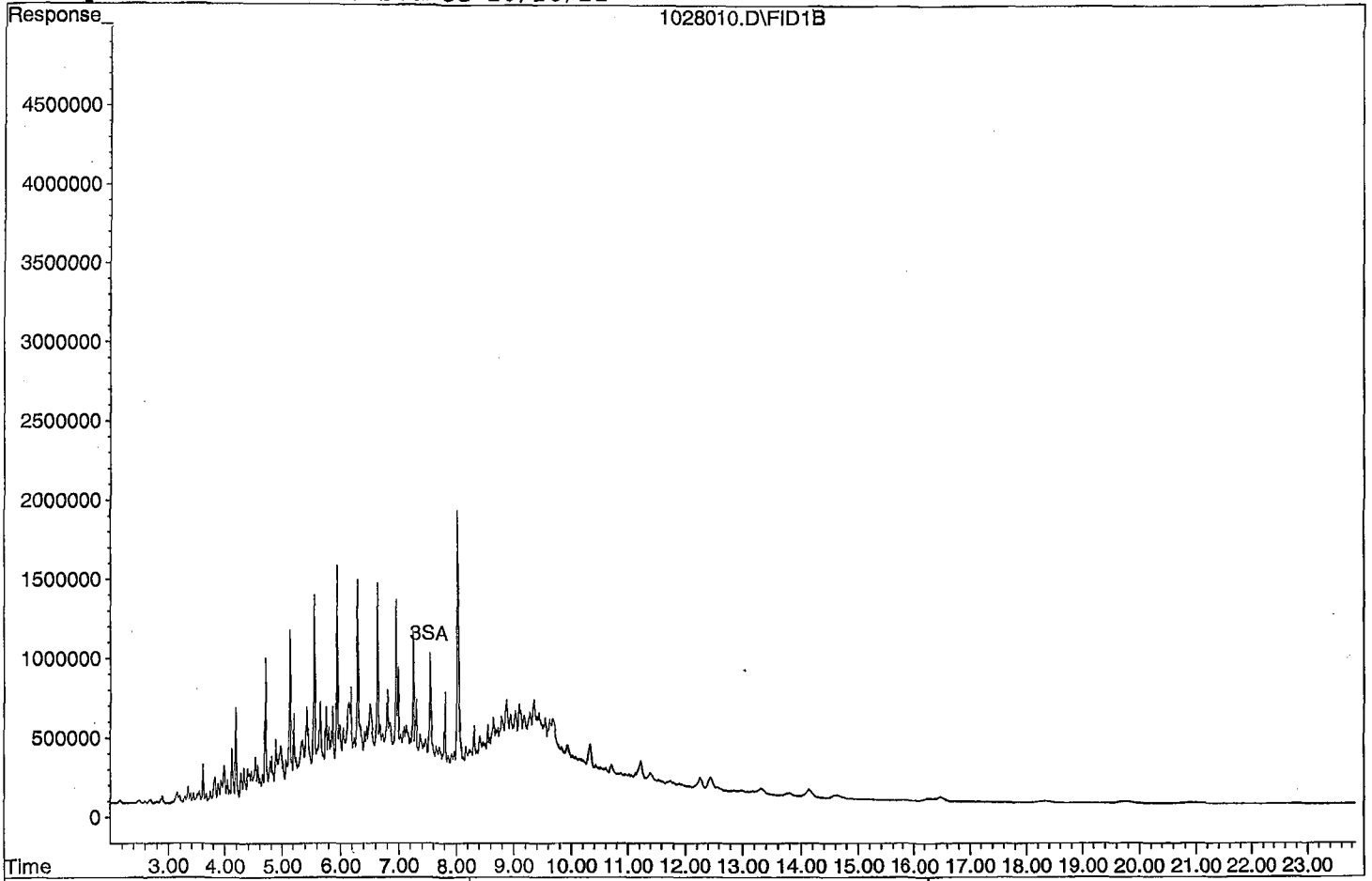
Compound	R.T.	Response	Conc Units
-----			
System Monitoring Compounds			
3) SA Ortho-Terphenyl(S)	7.53	4250105	0.679 ppb
Surrogate Spike 30.000		Recovery =	2.26%
4) SA Octacosane(S)	9.83	-3553	N.D. ppb
Surrogate Spike 30.000		Recovery =	0.00%
Target Compounds			
1) HATM Diesel (C10-C24)	6.49	1133202337	225.139 ppb
2) HBTM Motor Oil (C24-C40)	14.96	831758038	235.148 ppb

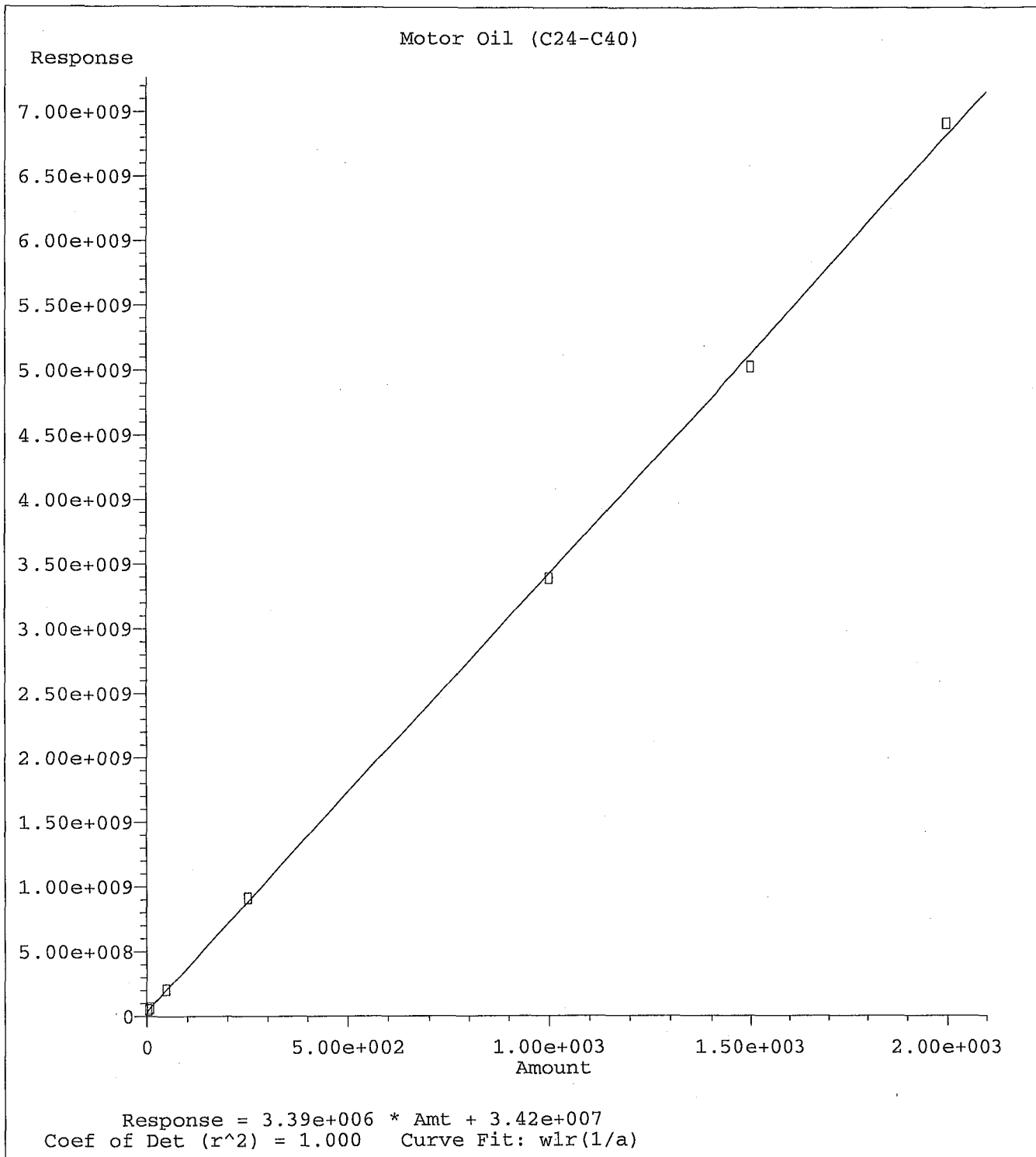
Target Compounds

Quantitation Report

Data File: G:\APOLLO\DATA\211028\1028010.D

Sample : DMO Second Source 10/28/21





Method Name: G:\APOLLO\DATA\211028\DOC1028.M  
 Calibration Table Last Updated: Thu Oct 28 15:37:06 2021



TPH Extractables  
DOC1028

Form 7

Continuing Calibration

Lab Name: APPL, Inc.  
Case No: \_\_\_\_\_  
Matrix: Water

SDG No: \_\_\_\_\_  
Date Analyzed: 11/17/2021  
Instrument: Apollo  
Initial Cal. Date: 10/28/2021  
Data File: 1117025.D

		Compound	MEAN	CCRF	%D		%Drift
1	HATM	Diesel (C10-C24)	2516670	2674370	6.3	HATM	
2	HBTM	Motor Oil (C24-C40)	2492040	1913490	23	HBTML	8.8
3	SA	Ortho-Terphenyl(S)	3127510	3232370	3.4	SA	
4	SA	Octacosane(S)	2261430	2381760	5.3	SA	
5							
6							
7							
8							
9							
10							
11							
12							
13							
14							
15							
16							
17							
18							
19							
20							
21							
22							
23							
24							
25							
26							
27							
28							
29							
30							
31							
32							
33							
34							
35							
36							
37							
38							
39							
40							

Average

9.5

Data File : G:\APOLLO\DATA\211117\1117025.D Vial: 25  
 Acq On : 11-17-21 21:03:23 Operator: KA  
 Sample : DMO LVL 4 CCV 10/27/21 Inst : Apollo  
 Misc : Water Multiplr: 1.00  
 IntFile : events.e  
 Quant Time: Nov 19 10:17 2021 Quant Results File: DOC1028.RES

Method : G:\APOLLO\DATA\211028\DOC1028.M (Chemstation Integrator)  
 Title : 8015 B&C  
 Last Update : Thu Nov 18 13:26:01 2021  
 Response via : Multiple Level Calibration

Volume Inj. : 2UL  
 Signal Phase : DB-5  
 Signal Info : FID02A

Compound	R.T.	Response	Conc Units
System Monitoring Compounds			
3) SA Ortho-Terphenyl(S)	7.43	80809311	12.919 ppb
Surrogate Spike 30.000		Recovery =	43.06%
4) SA Octacosane(S)	9.67	59544117	13.165 ppb
Surrogate Spike 30.000		Recovery =	43.88%
Target Compounds			
1) HATM Diesel (C10-C24)	6.49	1337183531	265.665 ppb
2) HBTM Motor Oil (C24-C40)	14.96	956746034	271.997 ppb

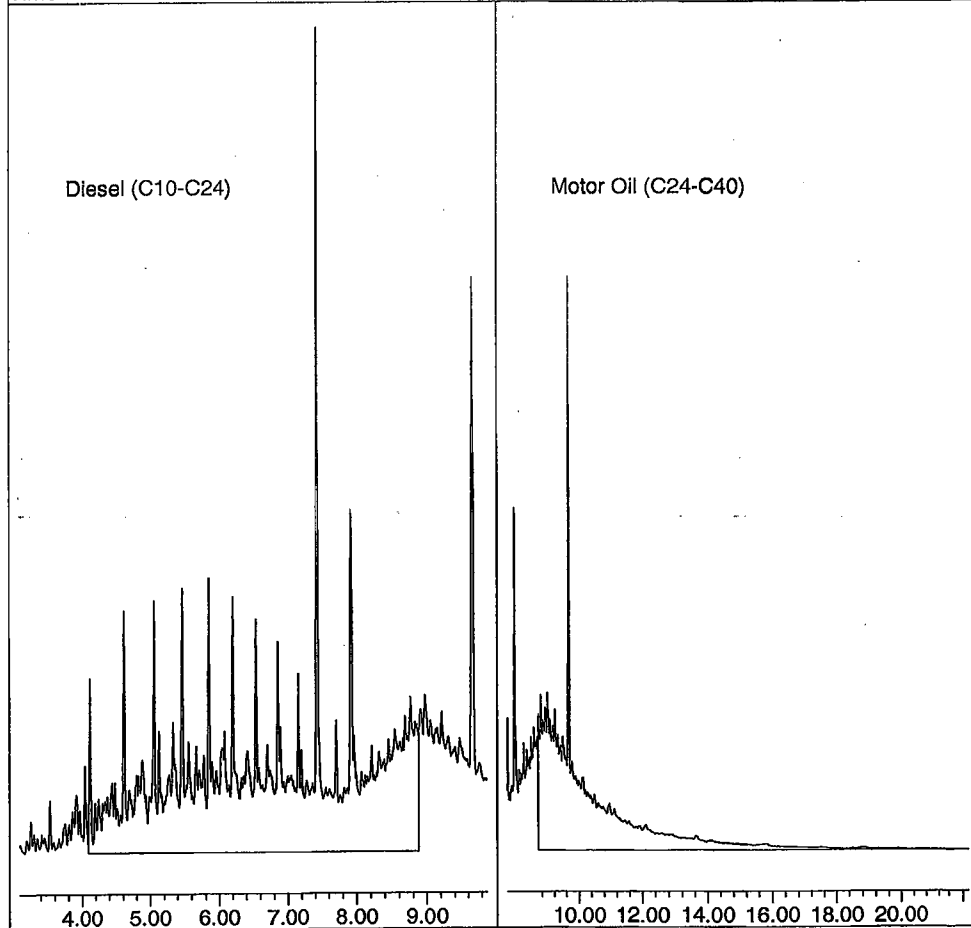
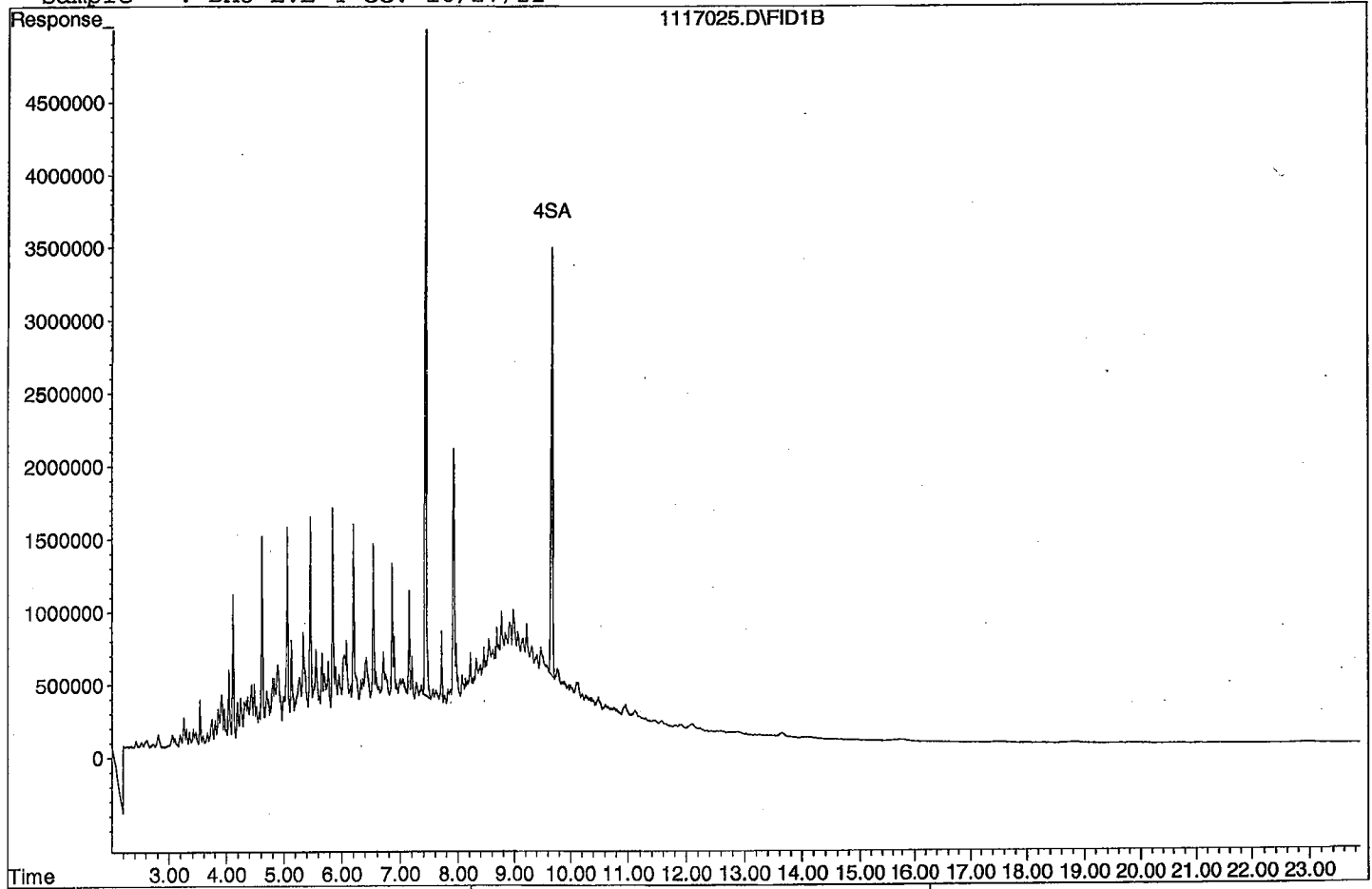
Target Compounds

Quantitation Report

Data File: G:\APOLLO\DATA\211117\1117025.D

Sample : DMO LVL 4 CCV 10/27/21

1117025.D\FID1B



TPH Extractables  
DOC1028

Form 7  
Continuing Calibration

Lab Name: APPL, Inc.  
Case No: \_\_\_\_\_  
Matrix: Water

SDG No: \_\_\_\_\_  
Date Analyzed: 11/18/2021  
Instrument: Apollo  
Initial Cal. Date: 10/28/2021  
Data File: 1117039.D

	Compound	MEAN	CCRF	%D	%Drift
1	HATM Diesel (C10-C24)	2516670	2736840	8.7	HATM
2	HBTM Motor Oil (C24-C40)	2492040	1943430	22	HBTML 11
3	SA Ortho-Terphenyl(S)	3127510	3295850	5.4	SA
4	SA Octacosane(S)	2261430	2449290	8.3	SA
5					
6					
7					
8					
9					
10					
11					
12					
13					
14					
15					
16					
17					
18					
19					
20					
21					
22					
23					
24					
25					
26					
27					
28					
29					
30					
31					
32					
33					
34					
35					
36					
37					
38					
39					
40	Average			11.1	

Data File : G:\APOLLO\DATA\211117\1117039.D Vial: 39  
 Acq On : 11-18-21 3:36:02 Operator: KA  
 Sample : DMO LVL 4 CCV 10/27/21 Inst : Apollo  
 Misc : water Multiplr: 1.00  
 IntFile : events.e  
 Quant Time: Nov 19 10:15 2021 Quant Results File: DOC1028.RES

Method : G:\APOLLO\DATA\211028\DOC1028.M (Chemstation Integrator)  
 Title : 8015 B&C  
 Last Update : Thu Nov 18 13:26:01 2021  
 Response via : Multiple Level Calibration

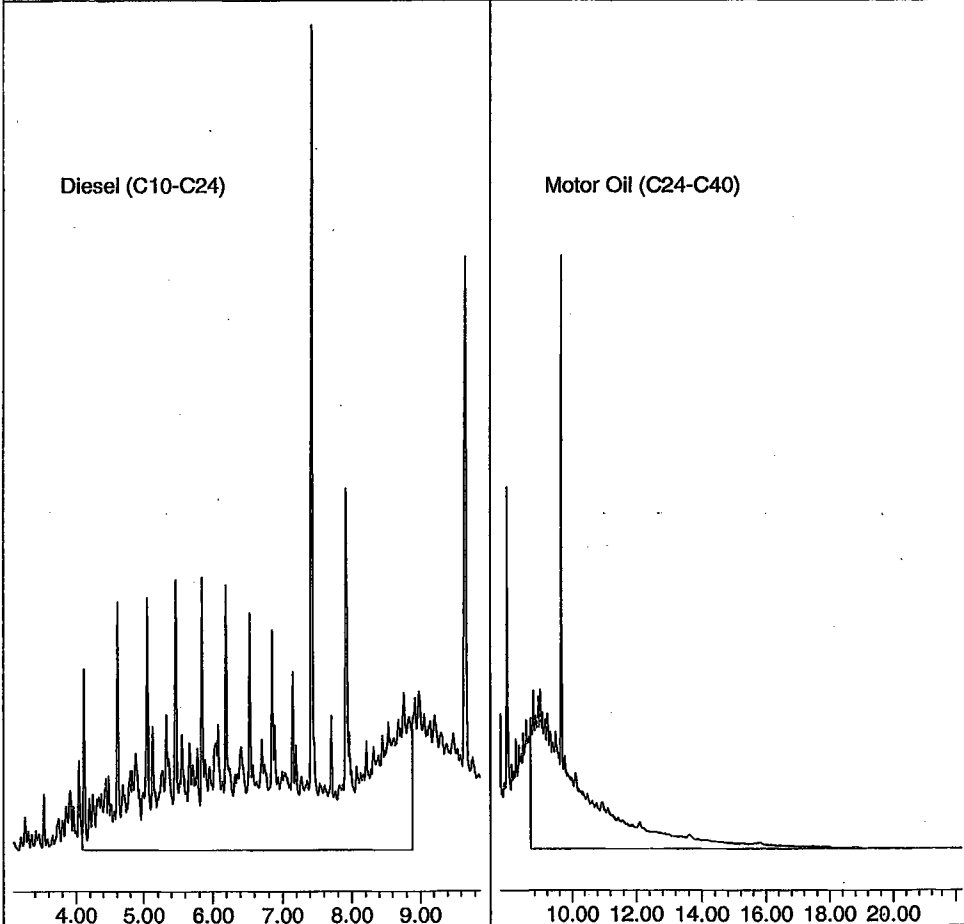
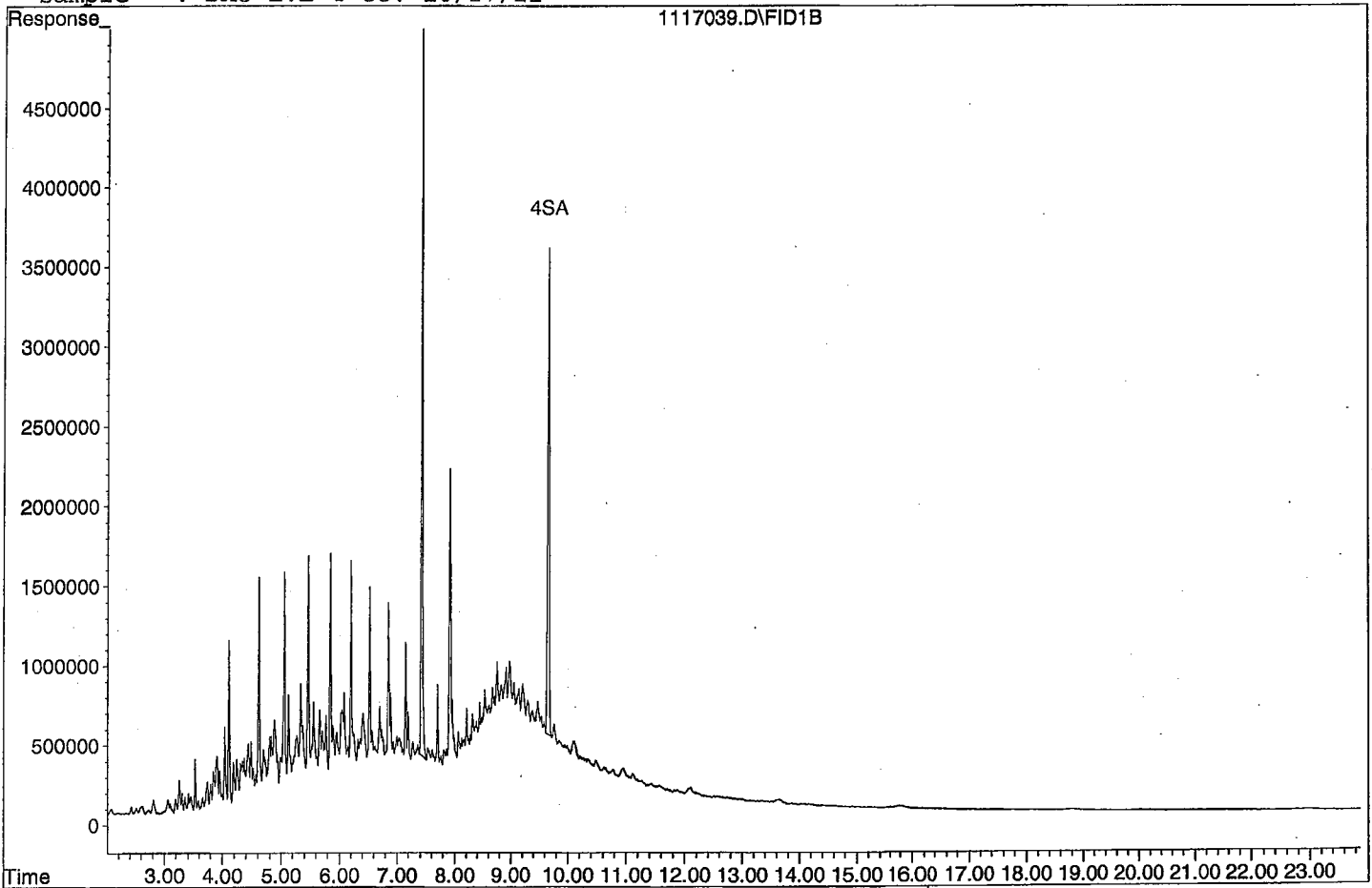
Volume Inj. : 2UL  
 Signal Phase : DB-5  
 Signal Info : FID02A

Compound	R.T.	Response	Conc Units
System Monitoring Compounds			
3) SA Ortho-Terphenyl(S)	7.43	82396154	13.173 ppb
Surrogate Spike 30.000		Recovery =	43.91%
4) SA Octacosane(S)	9.66	61232212	13.538 ppb
Surrogate Spike 30.000		Recovery =	45.13%
Target Compounds			
1) HATM Diesel (C10-C24)	6.49	1368421302	271.872 ppb
2) HBTM Motor Oil (C24-C40)	14.96	971713672	276.410 ppb

Target Compounds

Quantitation Report

Data File: G:\APOLLO\DATA\211117\1117039.D  
Sample : DMO LVL 4 CCV 10/27/21



**ORGANICS**  
**Raw Data**

Data File : G:\APOLLO\DATA\211117\1117033.D Vial: 33  
 Acq On : 11-18-21 0:47:41 Operator: KA  
 Sample : BA46110W01 5/1000 Inst : Apollo  
 Misc : water Multiplr: 5.00  
 IntFile : events.e  
 Quant Time: Nov 19 13:07 2021 Quant Results File: DOC1028.RES

Method : G:\APOLLO\DATA\211028\DOC1028.M (Chemstation Integrator)  
 Title : 8015 B&C  
 Last Update : Thu Nov 18 13:26:01 2021  
 Response via : Multiple Level Calibration

Volume Inj. : 2UL  
 Signal Phase : DB-5  
 Signal Info : FID02A

Compound	R.T.	Response	Conc Units
System Monitoring Compounds			
3) SA Ortho-Terphenyl(S)	7.43	137295234	109.748 ppb
Surrogate Spike 150.000		Recovery =	73.17%
4) SA Octacosane(S)	9.66	123670202	136.717 ppb
Surrogate Spike 150.000		Recovery =	91.14%
Target Compounds			
1) HATM Diesel (C10-C24)	6.49	53780306	53.424 ppb
2) HBTM Motor Oil (C24-C40)	14.96	71500260	55.027 ppb

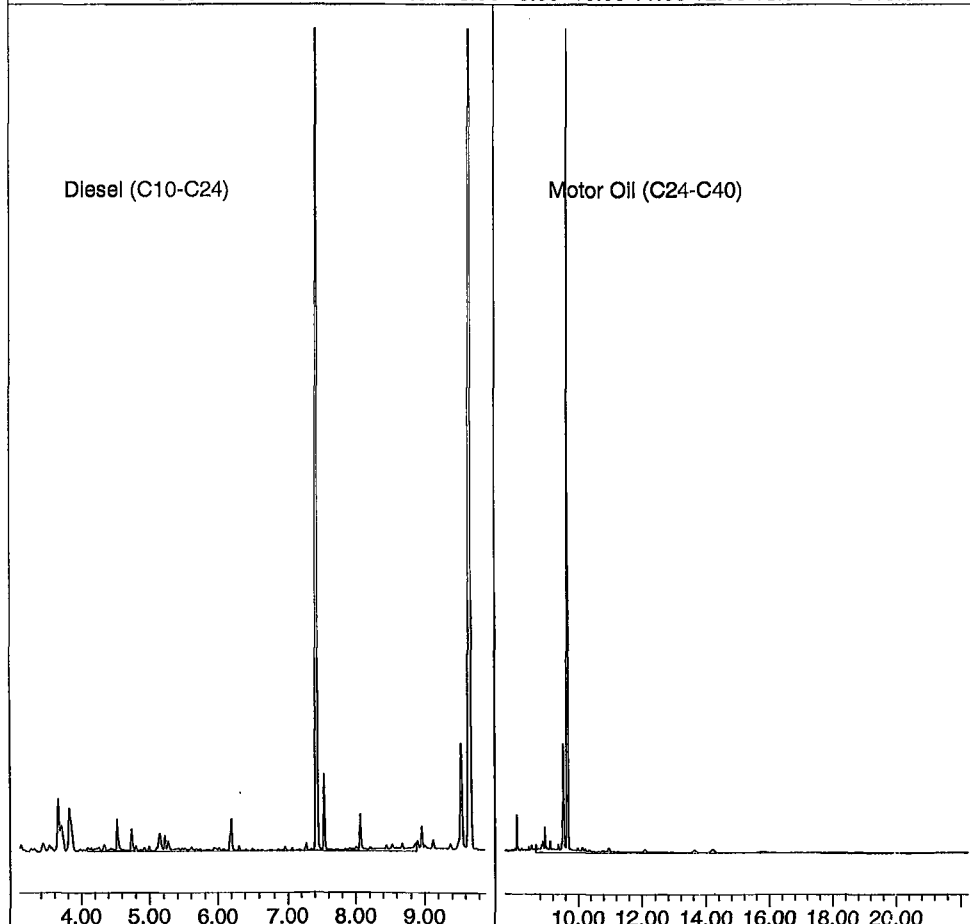
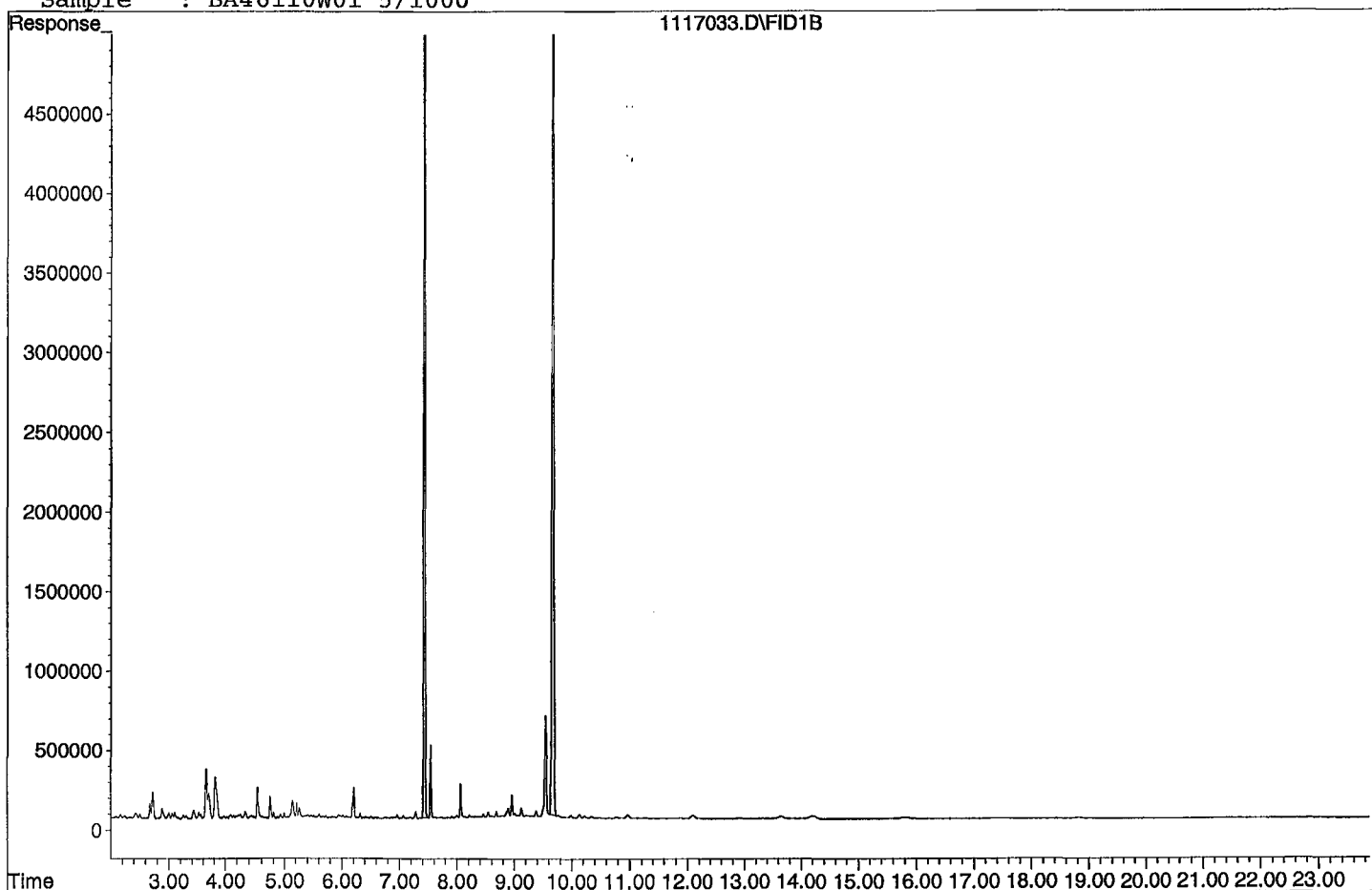
Target Compounds



Quantitation Report

Data File: G:\APOLLO\DATA\211117\1117033.D

Sample : BA46110W01 5/1000



Data File : G:\APOLLO\DATA\211117\1117034.D Vial: 34  
 Acq On : 11-18-21 1:15:45 Operator: KA  
 Sample : BA46111W01 5/1000 Inst : Apollo  
 Misc : water Multiplr: 5.00  
 IntFile : events.e  
 Quant Time: Nov 19 13:07 2021 Quant Results File: DQC1028.RES

Method : G:\APOLLO\DATA\211028\DOC1028.M (Chemstation Integrator)  
 Title : 8015 B&C  
 Last Update : Thu Nov 18 13:26:01 2021  
 Response via : Multiple Level Calibration

Volume Inj. : 2UL  
 Signal Phase : DB-5  
 Signal Info : FID02A

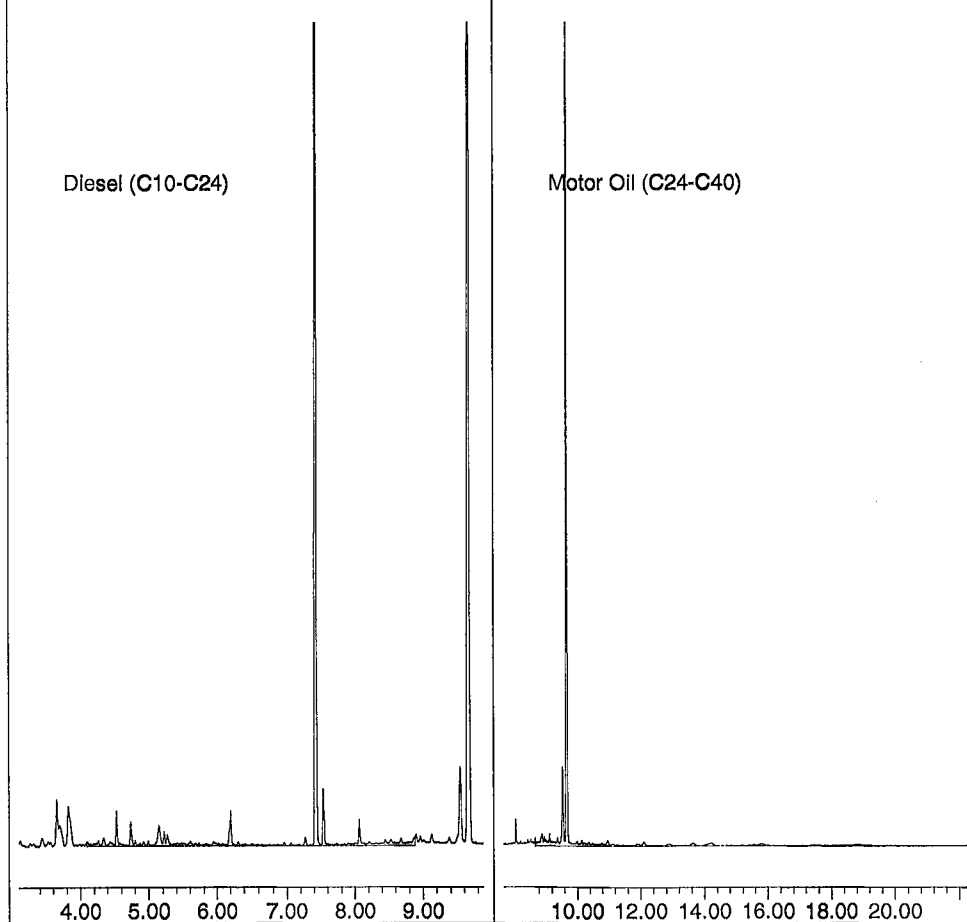
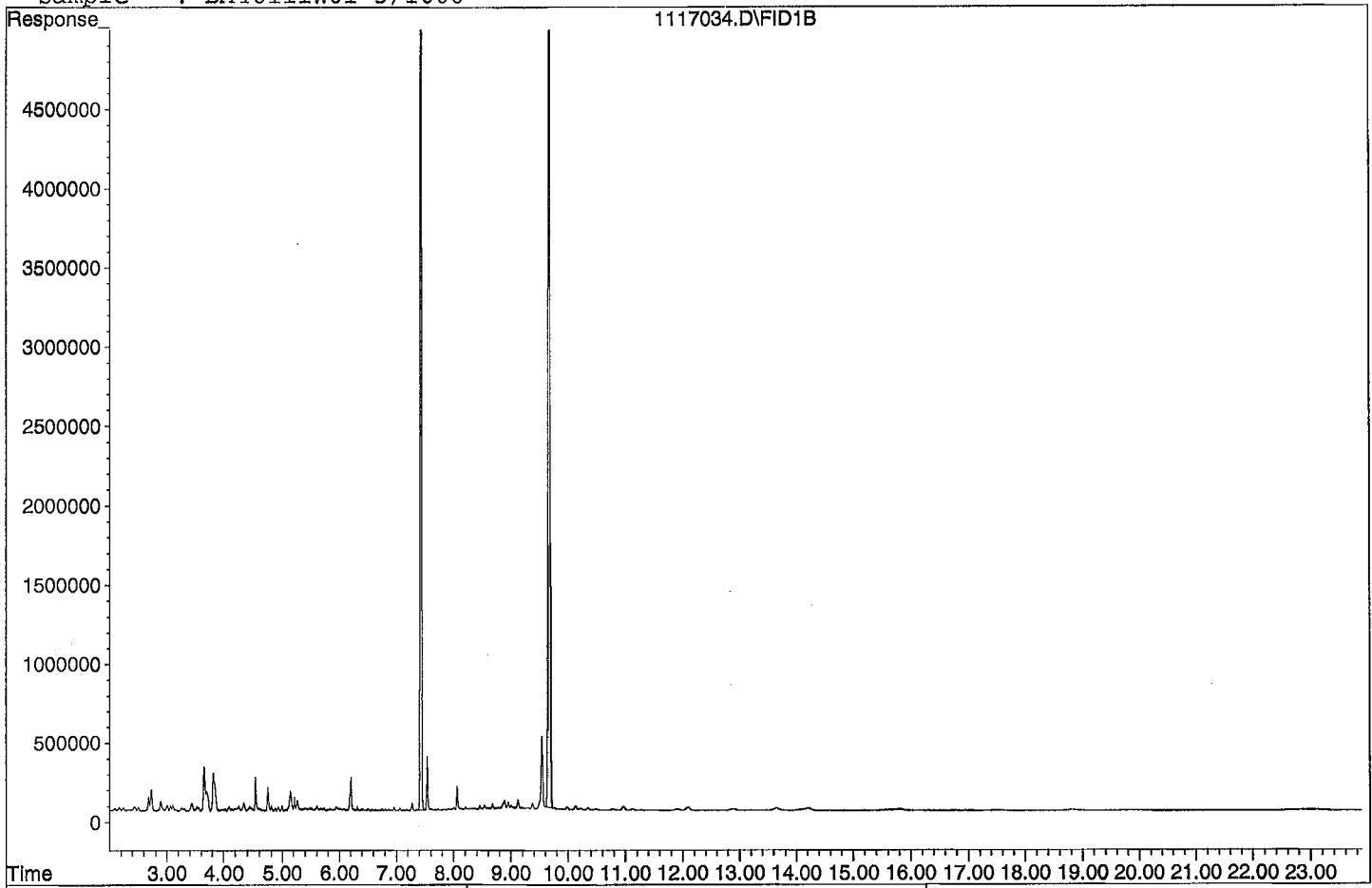
Compound	R.T.	Response	Conc Units
System Monitoring Compounds			
3) SA Ortho-Terphenyl(S)	7.43	135409261	108.241 ppb
Surrogate Spike 150.000		Recovery =	72.16%
4) SA Octacosane(S)	9.66	121494118	134.311 ppb
Surrogate Spike 150.000		Recovery =	89.54%
Target Compounds			
1) HATM Diesel (C10-C24)	6.49	50522250	50.188 ppb
2) HBTM Motor Oil (C24-C40)	14.96	64531415	44.754 ppb

Target Compounds

Quantitation Report

Data File: G:\APOLLO\DATA\211117\1117034.D

Sample : BA46111W01 5/1000



Data File : G:\APOLLO\DATA\211117\1117035.D Vial: 35  
 Acq On : 11-18-21 1:43:48 Operator: KA  
 Sample : BA46112W01 5/1000 Inst : Apollo  
 Misc : water Multiplr: 5.00  
 IntFile : events.e  
 Quant Time: Nov 19 13:08 2021 Quant Results File: DOC1028.RES

Method : G:\APOLLO\DATA\211028\DOC1028.M (Chemstation Integrator)  
 Title : 8015 B&C  
 Last Update : Thu Nov 18 13:26:01 2021  
 Response via : Multiple Level Calibration

Volume Inj. : 2UL  
 Signal Phase : DB-5  
 Signal Info : FID02A

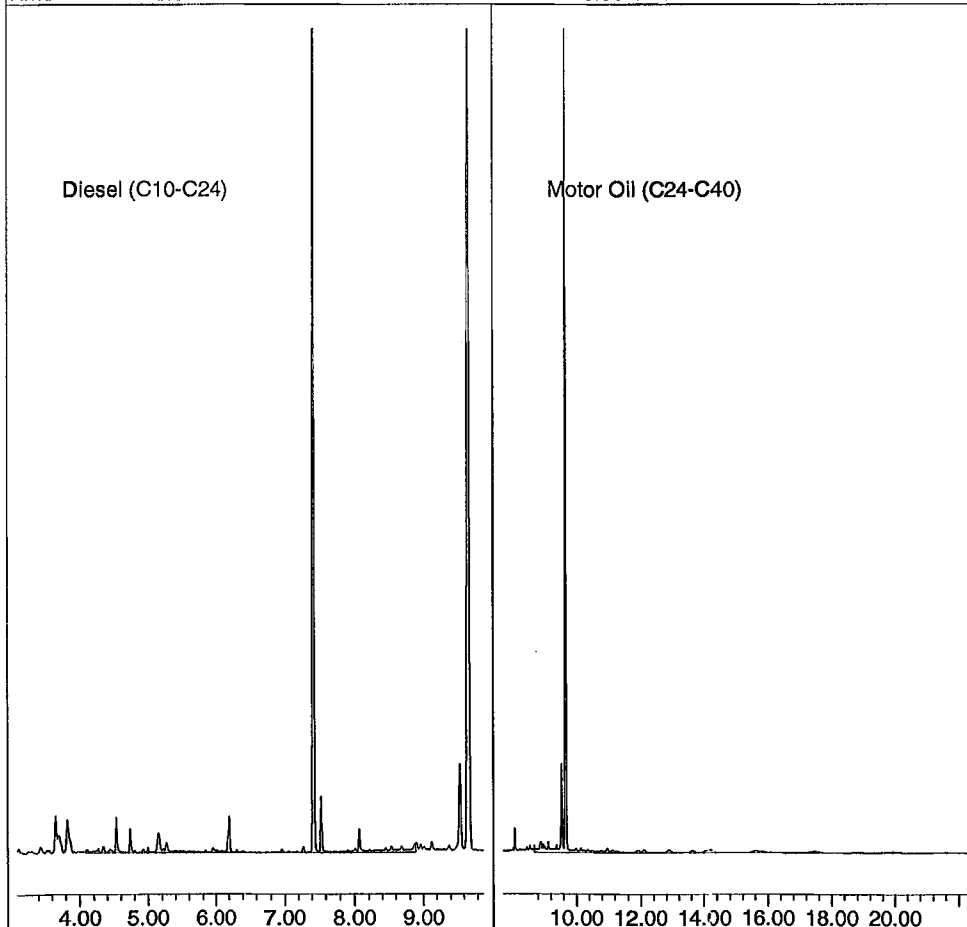
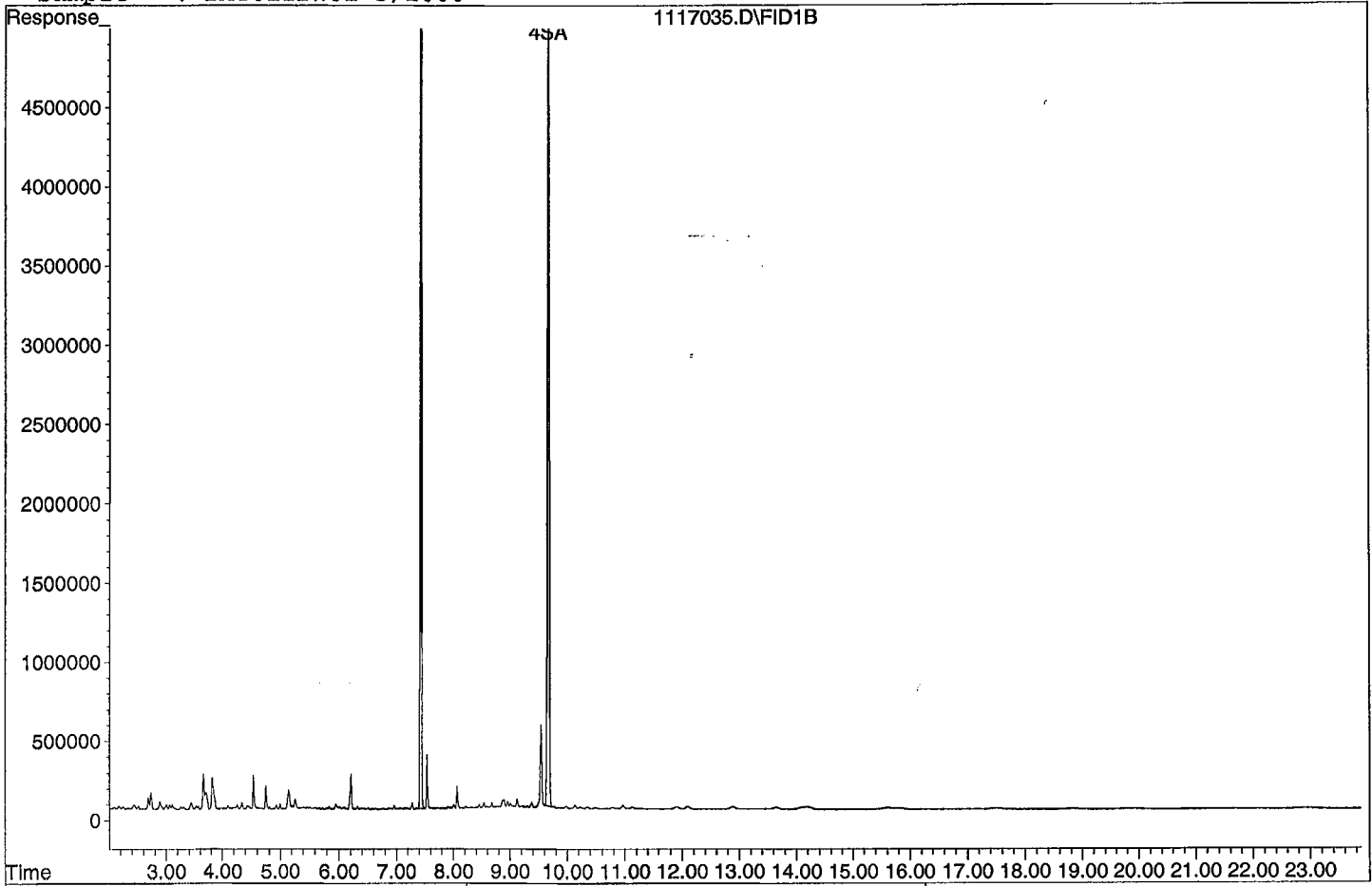
Compound	R.T.	Response	Conc Units
System Monitoring Compounds			
3) SA Ortho-Terphenyl(S)	7.43	118232815	94.510 ppb
Surrogate Spike 150.000		Recovery =	63.01%
4) SA Octacosane(S)	9.66	106027377	117.213 ppb
Surrogate Spike 150.000		Recovery =	78.14%
Target Compounds			
1) HATM Diesel (C10-C24)	6.49	44593078	44.298 ppb
2) HBTM Motor Oil (C24-C40)	14.96	68194950	50.155 ppb

Target Compounds

Quantitation Report

Data File: G:\APOLLO\DATA\211117\1117035.D

Sample : BA46112W01 5/1000



Data File : G:\APOLLO\DATA\211117\1117036.D Vial: 36  
 Acq On : 11-18-21 2:11:51 Operator: KA  
 Sample : BA46113W01 5/1000 Inst : Apollo  
 Misc : water Multiplr: 5.00  
 IntFile : events.e  
 Quant Time: Nov 19 13:08 2021 Quant Results File: DOC1028.RES

Method : G:\APOLLO\DATA\211028\DOC1028.M (Chemstation Integrator)  
 Title : 8015 B&C  
 Last Update : Thu Nov 18 13:26:01 2021  
 Response via : Multiple Level Calibration

Volume Inj. : 2UL  
 Signal Phase : DB-5  
 Signal Info : FID02A

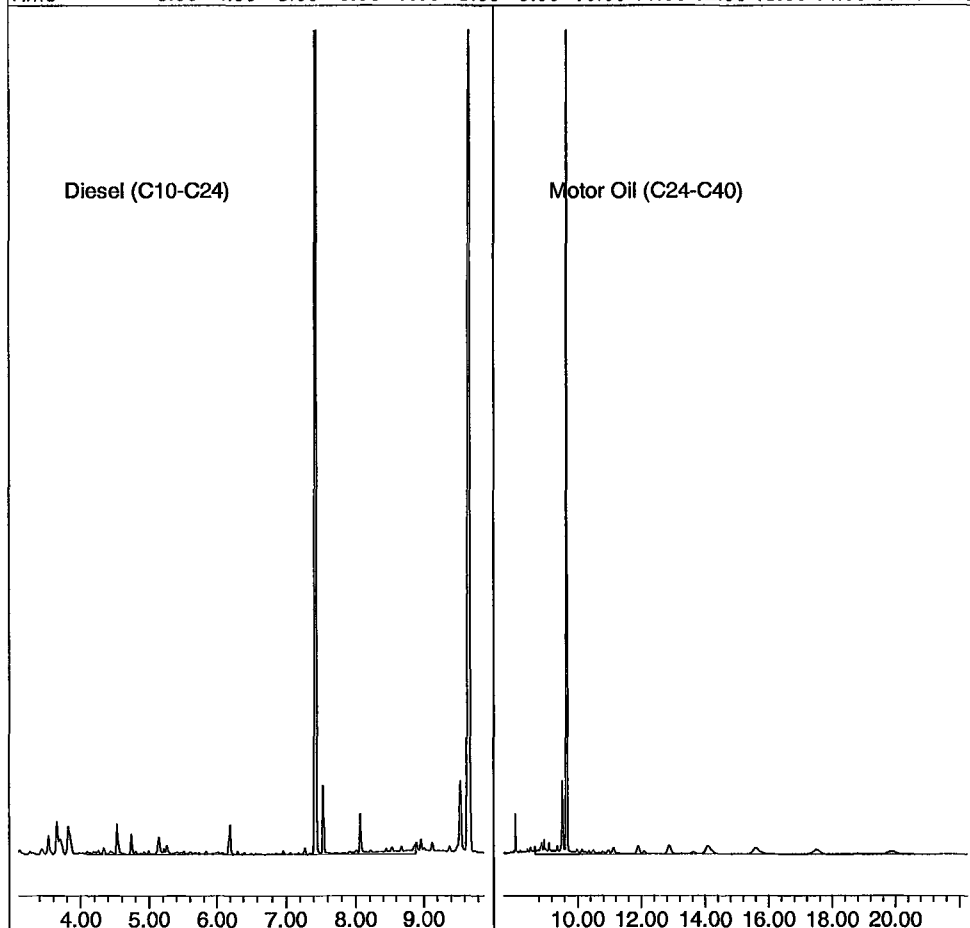
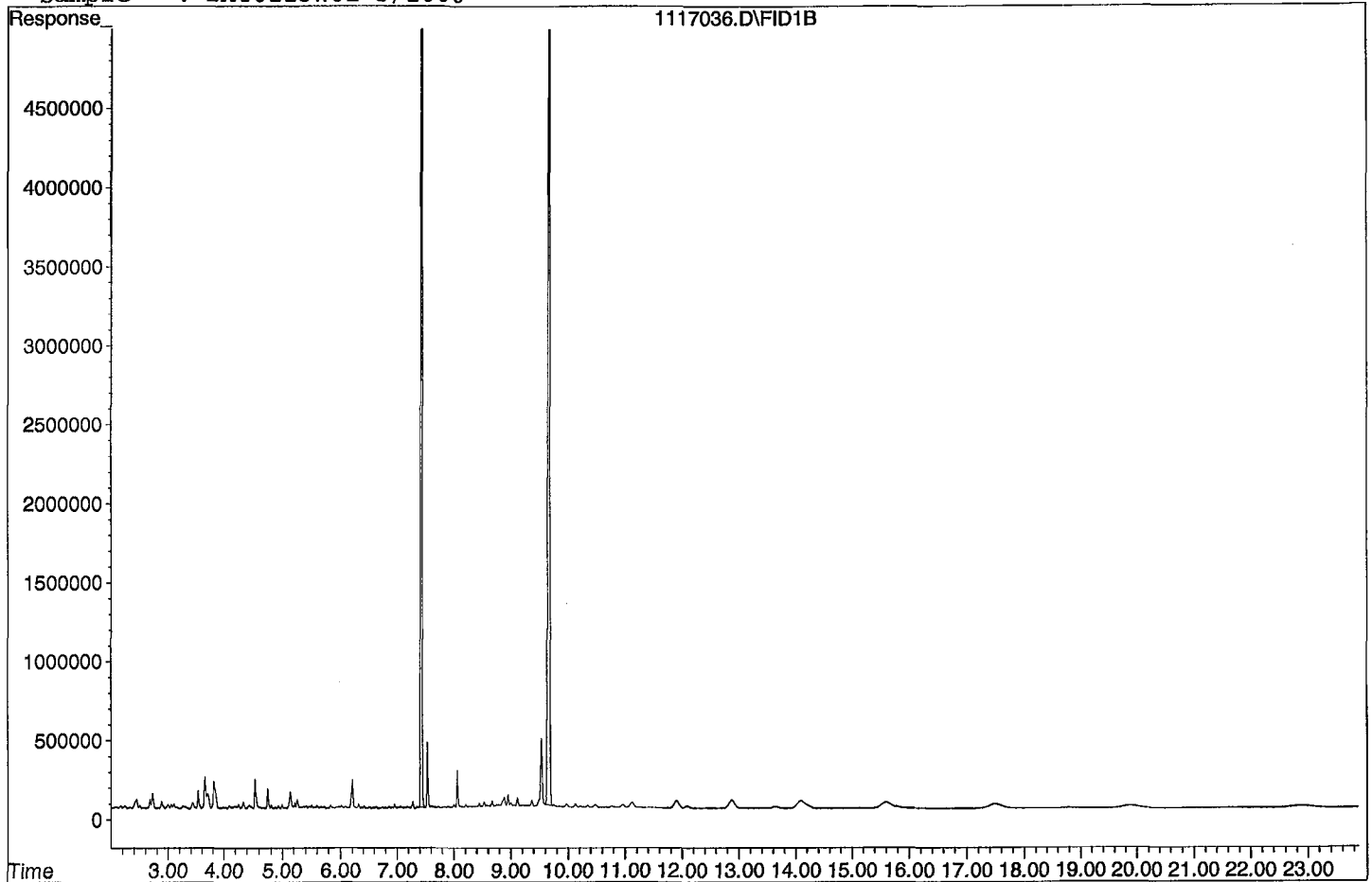
Compound	R.T.	Response	Conc Units
System Monitoring Compounds			
3) SA Ortho-Terphenyl(S)	7.43	131779297	105.339 ppb
Surrogate Spike 150.000		Recovery =	70.23%
4) SA Octacosane(S)	9.66	118570955	131.080 ppb
Surrogate Spike 150.000		Recovery =	87.39%
Target Compounds			
1) HATM Diesel (C10-C24)	6.49	47629699	47.314 ppb
2) HBTM Motor Oil (C24-C40)	14.96	83578975	72.833 ppb

Target Compounds

Quantitation Report

Data File: G:\APOLLO\DATA\211117\1117036.D

Sample : BA46113W01 5/1000



Data File : G:\APOLLO\DATA\211117\1117029.D Vial: 29  
 Acq On : 11-17-21 22:55:31 Operator: KA  
 Sample : 211115A BLK 5/1000 Inst : Apollo  
 Misc : water Multiplr: 5.00  
 IntFile : events.e  
 Quant Time: Nov 19 13:04 2021 Quant Results File: DOC1028.RES

Method : G:\APOLLO\DATA\211028\DOC1028.M (Chemstation Integrator)  
 Title : 8015 B&C  
 Last Update : Thu Nov 18 13:26:01 2021  
 Response via : Multiple Level Calibration

Volume Inj. : 2UL  
 Signal Phase : DB-5  
 Signal Info : FID02A

Compound	R.T.	Response	Conc Units
System Monitoring Compounds			
3) SA Ortho-Terphenyl(S)	7.43	129864089	103.808 ppb
Surrogate Spike 150.000		Recovery =	69.21%
4) SA Octacosane(S)	9.67	118110389	130.571 ppb
Surrogate Spike 150.000		Recovery =	87.05%
Target Compounds			
1) HATM Diesel (C10-C24)	6.49	43387000	43.100 ppb
2) HBTM Motor Oil (C24-C40)	14.96	54832278	30.457 ppb

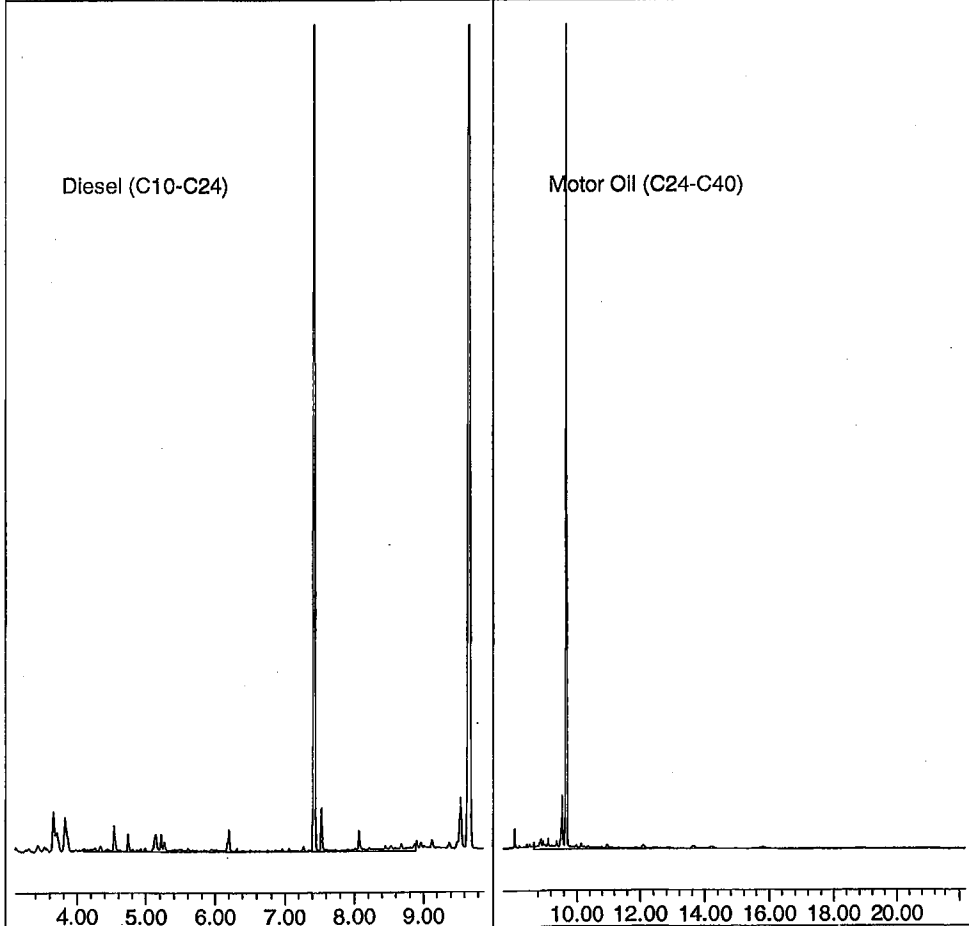
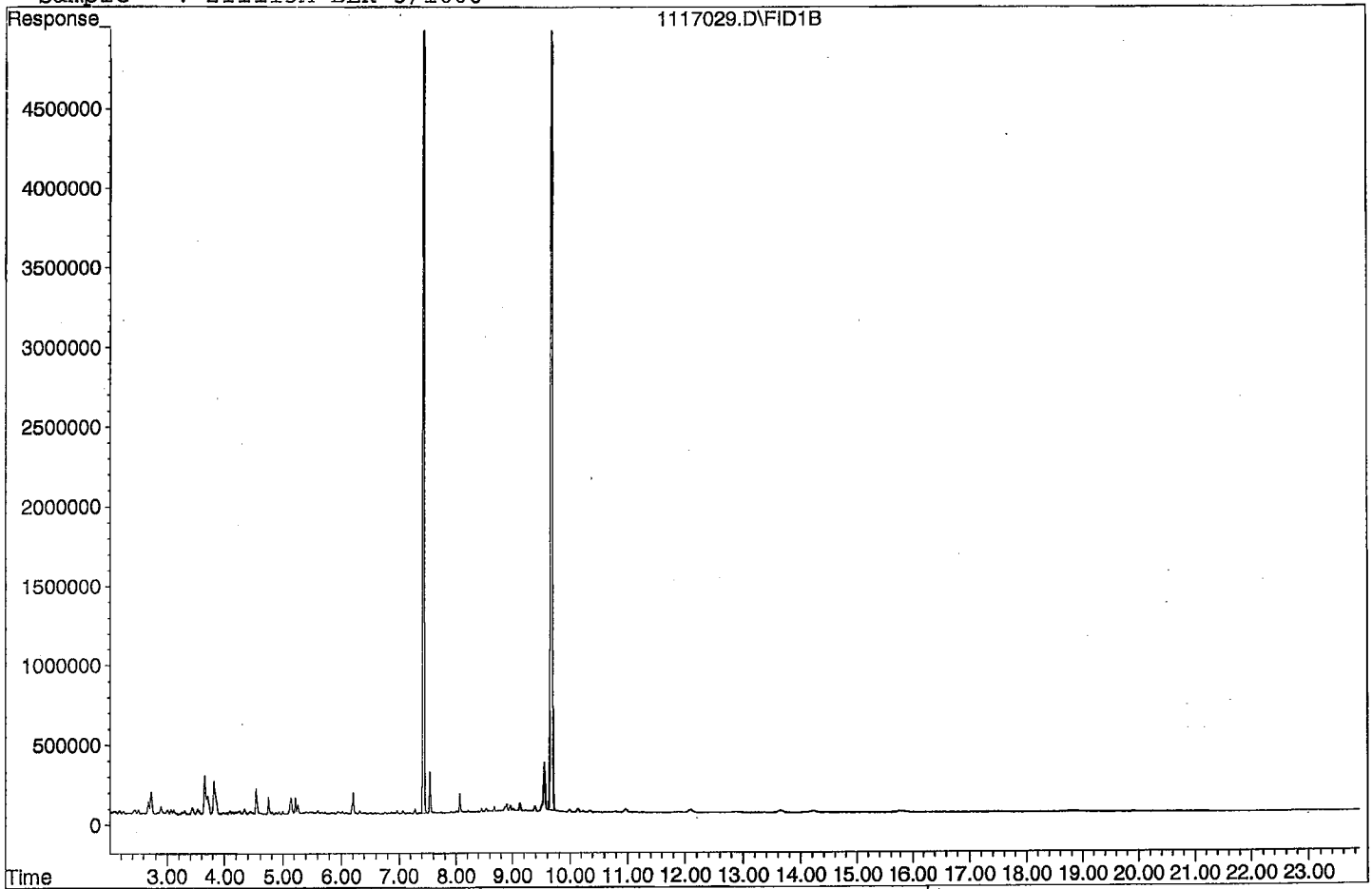
Target Compounds



Quantitation Report

Data File: G:\APOLLO\DATA\211117\1117029.D

Sample : 211115A BLK 5/1000



Data File : G:\APOLLO\DATA\211117\1117030.D Vial: 30  
 Acq On : 11-17-21 23:23:35 Operator: KA  
 Sample : 211115A LCS-1 5/1000 Inst : Apollo  
 Misc : water Multiplr: 5.00  
 IntFile : events.e  
 Quant Time: Nov 19 13:05 2021 Quant Results File: DOC1028.RES

Method : G:\APOLLO\DATA\211028\DOC1028.M (Chemstation Integrator)  
 Title : 8015 B&C  
 Last Update : Thu Nov 18 13:26:01 2021  
 Response via : Multiple Level Calibration

Volume Inj. : 2UL  
 Signal Phase : DB-5  
 Signal Info : FID02A

Compound	R.T.	Response	Conc Units
<b>System Monitoring Compounds</b>			
3) SA Ortho-Terphenyl(S) Surrogate Spike 150.000	7.43	132417916	105.849 ppb
		Recovery =	70.57%
4) SA Octacosane(S) Surrogate Spike 150.000	9.66	119590605	132.207 ppb
		Recovery =	88.14%
<b>Target Compounds</b>			
1) HATM Diesel (C10-C24)	6.49	46085413	45.780 ppb
2) HBTM Motor Oil (C24-C40)	14.96	65228159	45.782 ppb
<b>Target Compounds</b>			

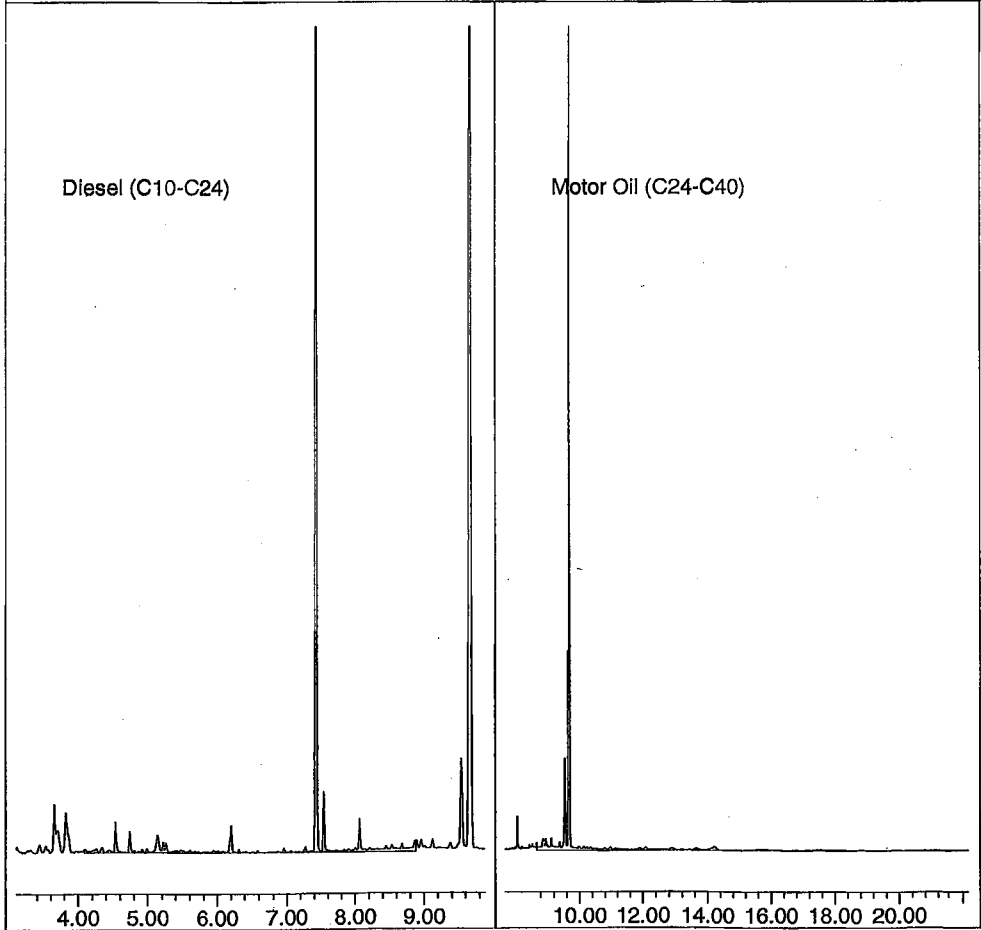
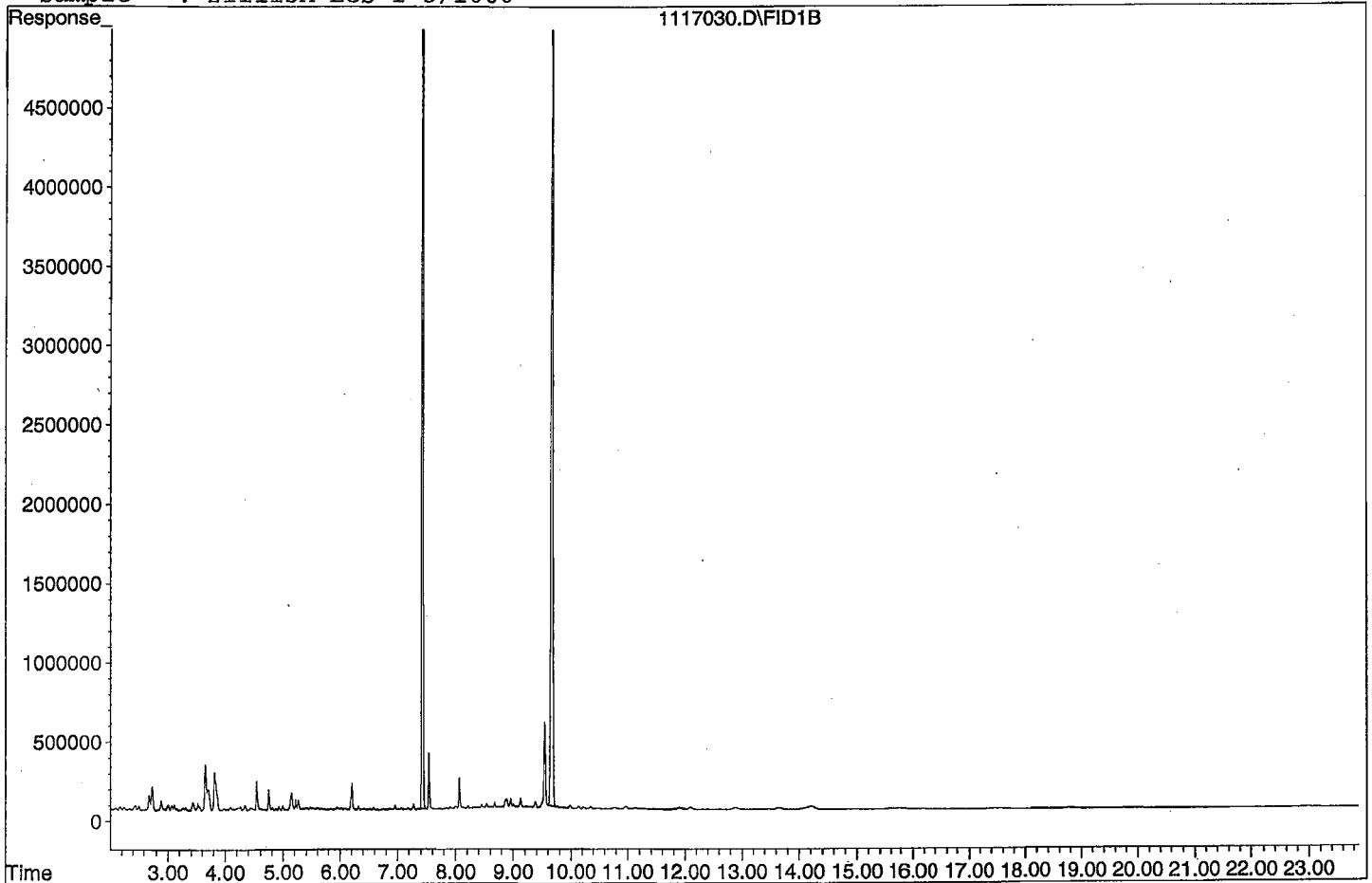
Diesel:

$$\frac{(46085413)(5)}{(2516669)(2)} = \frac{230427065}{5033338} = \boxed{45.780}$$

Quantitation Report

Data File: G:\APOLLO\DATA\211117\1117030.D

Sample : 211115A LCS-1 5/1000



Data File : G:\APOLLO\DATA\211117\1117031.D Vial: 31  
 Acq On : 11-17-21 23:51:36 Operator: KA  
 Sample : 211115A LCSD-1 5/1000 Inst : Apollo  
 Misc : water Multiplr: 5.00  
 IntFile : events.e  
 Quant Time: Nov 19 13:06 2021 Quant Results File: DOC1028.RES

Method : G:\APOLLO\DATA\211028\DOC1028.M (Chemstation Integrator)  
 Title : 8015 B&C  
 Last Update : Thu Nov 18 13:26:01 2021  
 Response via : Multiple Level Calibration

Volume Inj. : 2UL  
 Signal Phase : DB-5  
 Signal Info : FID02A

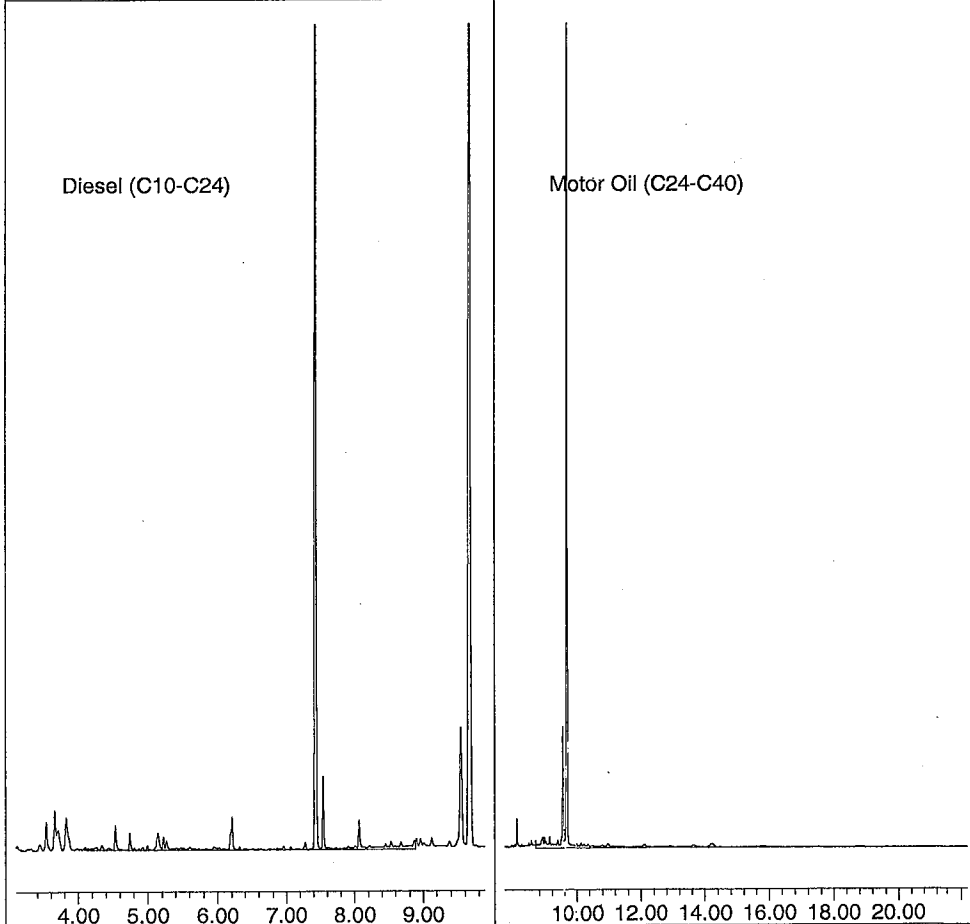
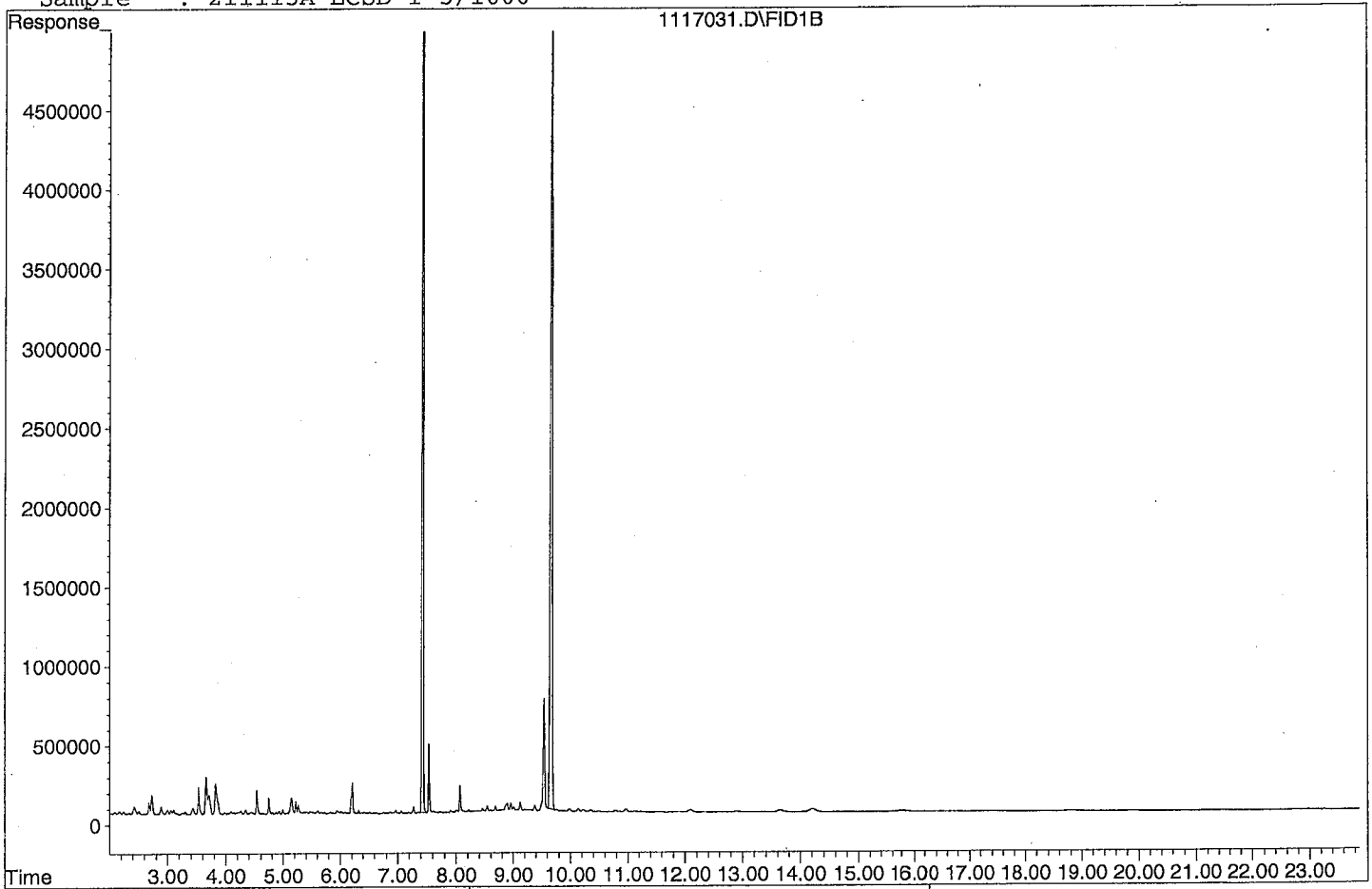
Compound	R.T.	Response	Conc Units
System Monitoring Compounds			
3) SA Ortho-Terphenyl(S)	7.43	126568035	101.173 ppb
Surrogate Spike 150.000		Recovery =	67.45%
4) SA Octacosane(S)	9.66	114275506	126.331 ppb
Surrogate Spike 150.000		Recovery =	84.22%
Target Compounds			
1) HATM Diesel (C10-C24)	6.49	46367651	46.061 ppb
2) HBTM Motor Oil (C24-C40)	14.96	67756669	49.509 ppb

Target Compounds

Quantitation Report

Data File: G:\APOLLO\DATA\211117\1117031.D

Sample : 211115A LCSD-1 5/1000



### Diesel / Motor Oil Calibration Curve

Prepared: 10/28/2021

Expires: 5/31/2026

Prepared By (Initials): KA

Methylene

e

Chloride

Lot No. 61117

Initial Standard Information							Final Standard			
Name of initial Standard (QAU Label)	Supplier	Conc. (ug/mL)	APPL Mix Name	Reference to APPL Prep Date and Lot #'s	Exp. Date	Exp. Date (Manufacturer)	Aliquot From Stock	Final Volume	Solvent	Final Standard Conc. (ug/mL)
Diesel / Motor Oil - 2	APPL	10	Diesel / Motor Oil - 1	Perp'd: 10/6/21 A0164485-52822, A0168842-52820, A0166510-52817 CL16893-52835	See man. Exp date	10/31/2027 12/31/2027 5/31/2026	100uL	200uL	MC	5
Diesel / Motor Oil - 3		50	Diesel / Motor Oil - 2				200uL	1mL	MC	10
Diesel / Motor Oil Calibration STD	Restek	2,000	Diesel / Motor Oil - 3				25uL	1mL	MC	50
			Diesel / Motor Oil - 4				125uL	1mL	MC	250
			Diesel / Motor Oil - 5				500uL	1mL	MC	1000
			Diesel / Motor Oil - 6				750uL	1mL	MC	1500
			Diesel / Motor Oil - 7				100uL	100uL	N/A	2,000

**Diesel / Motor Oil Second Source**

**Prepared: 10/28/2021**

**Expires: 10/28/2024**

**Prepared By (Initials): KA**

**Methylen**

**e**

**Chloride**

**Lot No. 61117**

Initial Standard Information							Final Standard			
Name of Initial Standard (QAU Label)	Supplier	Supplier Part No.	Conc. (ug/mL)	Lot Number - QA Number	Exp. Date (1 yr.)	Exp. Date (Manufacturer)	Aliquot From Stock	Final Volume	Solvent	Final Standard Conc. (ug/mL)
Diesel Fuel #2 Second Source	Phenova	ALO-101287	50,000	CL16477-52980	See man. Exp date	2/28/2027	50uL	10mL	MC	250
Motor Oil Second Source	Absolute	51094	50,000	102819-52981		10/28/2024	50uL			

**Diesel / Motor Oil CCV**

Prepared: 10/27/2021

Expires: 5/31/2026

Prepared By (Initials): KA

Methylen

e

Chloride

Lot No. 61117

Initial Standard Information							Final Standard			
Name of Initial Standard (QAU Label)	Supplier	APPL Mix Name	Conc. (ug/mL)	Reference to APPL Prep Date and Lot #'s	Exp. Date	Exp. Date (Manufacturer)	Aliquot From Stock	Final Volume	Solvent	Final Standard Conc. (ug/mL)
Diesel / Motor Oil STD	Restek	Diesel / Motor Oil CCV	2,000	Perp'd: 10/06/21 A0164486-52822, A0168842-52820, A0166510-52817, CL16893-52835	See man. Exp date	10/31/2027 12/31/2027 5/31/2026	1250uL	10mL	MC	250



THC Surrogate										
Prepared: 11/10/2021							KA			
Expires: 5/31/2026										
Initial Standard Information							Final Standard			
Name of Initial Standard (QAU Label)	Supplier	Supplier Part No.	Conc. (ug/mL)	Lot Number - QA Number	Exp. Date (1 yr.)	Exp. Date (Manufacturer)	Allquot From Stock	Final Volume	Solvent	Final Standard Conc. (ug/mL)
O-terphenyl / Octacosane Mix	Phenova	ALO-130161	600	CL16893-52839	See man. Date	5/31/2026	N/A	N/A	N/A	600

# Organic Extraction Worksheet

<b>Method</b>	Continuous Liq/Liq TPH-Diesel/MO 3520C	<b>Extraction Set</b>	211115A	<b>Extraction Method</b>	LIQ005	<b>Units</b>	mL
Spiked ID 1		Surrogate ID 1	THC Surrogate 11-10-21 11-10-22				
Spiked ID 2		Surrogate ID 2					
Spiked ID 3		Surrogate ID 3					
Spiked ID 4		Surrogate ID 4					
Spiked ID 5		Surrogate ID 5					
Spiked ID 6		<b>Sufficient Vol for Matrix QC:</b>		NO			
Spiked ID 7		<b>Ext. Start Time:</b>		11/15/21 13:18			
Spiked ID 8		<b>Ext. End Time:</b>		11/16/21 7:19			
		<b>GC Requires Extract By:</b>					
		pH1	2	11/15/21 10:15	Water Bath Temp 1 °C	43/42.1 °C	
		pH2			Water Bath Temp 2 °C	37/38.1	
		pH3			Water Bath Temp 3 °C	35/34.5 °C	

Spiked By: SR

Date 11/15/2021

Witnessed By: CG

Date 11/15/2021

Sample	Sample Container	Spike Amount	Spike ID	Surrogate Amount	Surrogate ID	Extract Amount	Final Volume	pH	Extract Date/Time	Comments
1211115A Blk				0.250	1	1000	5	2	11/15/21 10:19	
					equip	E-HP3 E-WB1				
2211115A LCS-1				0.250	1	1000	5	2	11/15/21 10:19	
					equip	E-HP4 E-WB2				
3211115A LCSD-1				0.250	1	1000	5	2	11/15/21 10:19	
					equip	E-HP6 E-WB3				
4BA46002	BA46002W01			0.250	1	1000	5	2	11/15/21 10:19	98213
					equip	E-HP7 E-WB1				
5BA46110	BA46110W01			0.250	1	1000	5	2	11/15/21 10:19	98214
					equip	E-HP8 E-WB2				
6BA46111	BA46111W01			0.250	1	1000	5	2	11/15/21 10:19	98214
					equip	E-HP9 E-WB1				
7BA46112	BA46112W01			0.250	1	1000	5	2	11/15/21 10:19	98214
					equip	E-HP10 E-WB2				
8BA46113	BA46113W01			0.250	1	1000	5	2	11/15/21 10:19	98214
					equip	E-HP11 E-WB3				
9BA46118	BA46118W01			0.250	1	1000	5	2	11/15/21 10:19	98212
					equip	E-HP12 E-WB1				
10BA46119	BA46119W01			0.250	1	1000	5	2	11/15/21 10:19	98212
					equip	E-HP22 E-WB2				
11BA46120	BA46120W01			0.250	1	1000	5	2	11/15/21 10:19	98212
					equip	E-HP14 E-WB3				

Solvent and Lot#	
1+1 HCL (5mLs)	60358
PH Strips	HC155968
Dicholormethane	61117
Filter Paper	100202
Sodium Sulfate	2021071206

Extraction COC Transfer	
Extraction lab employee Initials	KY
GC analyst's initials	KA
Date	11/17/21
Time	8:24
Refrigerator	Hobart

Technician's Initials	
Scanned By	SR
Sample Preparation	SR
Extraction	SR
Concentration	DS
Modified	11/17/2021 7:15:45 AM

Reviewed By: KY

Date 11/17/2021

## Injection Log

Directory: G:\APOLLO\DATA\211028\

Line	Vial	FileName	Multiplier	SampleName	Misc Info	Injected
1	3	1028003.D	1	DMO STD 1 10/28/21	water	10-28-21 9:19:03
2	4	1028004.D	1	DMO STD 2 10/28/21	water	10-28-21 9:47:06
3	5	1028005.D	1	DMO STD 3 10/28/21	water	10-28-21 10:15:13
4	6	1028006.D	1	DMO STD 4 10/28/21	water	10-28-21 10:43:31
5	7	1028007.D	1	DMO STD 5 10/28/21	water	10-28-21 11:11:42
6	8	1028008.D	1	DMO STD 6 10/28/21	water	10-28-21 11:39:55
7	9	1028009.D	1	DMO STD 7 10/28/21	water	10-28-21 12:08:10
8	10	1028010.D	1	DMO Second Source 10/28/21	water	10-28-21 12:36:26
9	25	1117025.D	1	DMO LVL 4 CCV 10/27/21	Water	11-17-21 21:03:23
10	29	1117029.D	5	211115A BLK 5/1000	water	11-17-21 22:55:31
11	30	1117030.D	5	211115A LCS-1 5/1000	water	11-17-21 23:23:35
12	31	1117031.D	5	211115A LCSD-1 5/1000	water	11-17-21 23:51:36
13	33	1117033.D	5	BA46110W01 5/1000	water	11-18-21 0:47:41
14	34	1117034.D	5	BA46111W01 5/1000	water	11-18-21 1:15:45
15	35	1117035.D	5	BA46112W01 5/1000	water	11-18-21 1:43:48
16	36	1117036.D	5	BA46113W01 5/1000	water	11-18-21 2:11:51
17	39	1117039.D	1	DMO LVL 4 CCV 10/27/21	water	11-18-21 3:36:02

**ORGANICS**  
**Calibration Data**

PAH by GCMS SIM

EPA 8270 SIM

Form 6

Initial Calibration

Lab Name: APPL, Inc.

SDG No: \_\_\_\_\_

Case No: \_\_\_\_\_

Initial Cal. Date: 10/19/2021

Matrix: \_\_\_\_\_

Instrument: KYLO

Initials: LS

1019K002.D 1019K003.D 1019K004.D 1019K005.D 1019K006.D 1019K007.D 1019K008.D 1019K009.D

	Compound	0.1	0.2	0.5	1	5	10	50	100			Avg	%RSD	Type	r <sup>2</sup>	Q	MRF
1	I Naphthalene-D8(IS)																
2	TM Naphthalene	1.428	1.402	1.354	1.336	1.308	1.289	1.172	1.100			1.3	8.6	TM			0.700
3	S 2-Methylnaphthalene-D10 (2M)	1.359	1.337	1.324	1.305	1.316	1.159	1.222	1.192			1.3	5.9	S			
4	TM 2-Methylnaphthalene	0.7868	0.7804	0.7756	0.7764	0.7886	0.7810	0.7175	0.6825			0.76	5.1	TM			0.400
5	TM 1-Methylnaphthalene	0.8005	0.7905	0.7931	0.7961	0.7922	0.7806	0.7122	0.6797			0.77	6.0	TM			
6	I Acenaphthene-D10(IS)																
7	TM Acenaphthylene	5.288	5.373	5.323	5.258	5.439	5.405	4.863	4.456			5.2	6.6	TM			0.900
8	*TM Acenaphthene	1.497	1.444	1.402	1.372	1.398	1.381	1.266	1.207			1.4	6.8	*TM			0.900
9	TM Fluorene	1.615	1.645	1.600	1.590	1.642	1.640	1.521	1.456			1.6	4.2	TM			0.900
10	I Phenanthrene-D10(IS)																
11	TM Phenanthrene	1.510	1.398	1.383	1.377	1.403	1.374	1.309	1.253			1.4	5.4	TM			0.700
12	TM Anthracene	1.298	1.273	1.300	1.300	1.352	1.349	1.285	1.240			1.3	2.8	TM			0.700
13	S Fluoranthene-D10 (FRT)	2.023	1.976	1.895	1.904	2.032	1.918	1.953	1.890			1.9	2.9	S			
14	*TM Fluoranthene	2.169	2.135	2.136	2.147	2.255	2.226	2.086	1.944			2.1	4.4	*TM			0.600
15	I Chrysene-D12(IS)																
16	TM Pyrene	1.986	2.033	1.960	1.958	1.948	1.927	1.782	1.720			1.9	5.6	TM			0.600
17	TM Benz (a) anthracene	1.473	1.441	1.379	1.381	1.401	1.420	1.370	1.344			1.4	3.0	TM			0.800
18	TM Chrysene	1.754	1.672	1.608	1.574	1.554	1.516	1.410	1.375			1.6	8.1	TM			0.700
19	TML Indeno (1,2,3-cd) pyrene	1.687	1.326	1.360	1.404	1.015	1.052	1.169	1.168			1.3	17	TM	1.000		0.500
20	I Perylene-D12(IS)																
21	TM Benzo (b) fluoranthene	1.268	1.292	1.301	1.356	1.511	1.514	1.537	1.485			1.4	8.1	TM			0.700
22	TM Benzo (k) fluoranthene	1.593	1.558	1.636	1.632	1.670	1.730	1.578	1.484			1.6	4.6	TM			0.700
23	*TM Benzo (a) pyrene	1.254	1.223	1.224	1.265	1.442	1.484	1.454	1.383			1.3	8.3	*TM			0.700
24	TM Dibenz (a,h) anthracene	1.360	1.209	1.221	1.273	1.398	1.395	1.399	1.353			1.3	6.0	TM			0.400
25	TM Benzo (g,h,i) perylene	1.457	1.403	1.410	1.405	1.496	1.517	1.462	1.394			1.4	3.2	TM			0.500
26																	
27																	
28																	
29																	
30																	
31																	
32																	
33																	
34																	
35																	

Data File : M:\KYLO\DATA\211019\1019K002.D  
 Acq On : 19 Oct 21 14:09  
 Sample : 0.1 ug/ml 10/13/21  
 Misc :

Vial: 2  
 Operator: LS  
 Inst : KYLO  
 Multiplr: 1.00

Quant Time: Oct 19 15:48 2021

Quant Results File: K1019.RES

Quant Method : M:\KYLO\DATA\211019\K1019.M (RTE Integrator)  
 Title : EPA 8270  
 Last Update : Tue Oct 19 16:47:23 2021  
 Response via : Initial Calibration  
 DataAcq Meth : SIM\_2

Internal Standards	R.T.	QIon	Response	Conc	Units	Dev(Min)
1) Napthalene-D8 (IS)	3.92	136	10962	2.50000	ppb	0.00
6) Acenaphthene-D10 (IS)	5.86	164	5295	2.50000	ppb	0.00
10) Phenanthrene-D10 (IS)	7.56	188	8379	2.50000	ppb	0.00
15) Chrysene-D12 (IS)	10.63	240	9693	2.50000	ppb	0.01
20) Perylene-D12 (IS)	12.84	264	9009	2.50000	ppb	0.01
System Monitoring Compounds						
3) 2-Methylnaphthalene-D10 (2)	4.66	152	298	0.05323	ppb	0.00
Spiked Amount	5.000		Recovery	=	1.060%	
13) Fluoranthene-D10 (FRT)	8.94	212	339	0.05190	ppb	0.01
Spiked Amount	5.000		Recovery	=	1.040%	
Target Compounds						
2) Naphthalene	3.94	128	626	0.10994	ppb	99
4) 2-Methylnaphthalene	4.69	142	345	0.10338	ppb	100
5) 1-Methylnaphthalene	4.80	142	351	0.10422	ppb	99
7) Acenaphthylene	5.70	152	1120	0.10217	ppb	100
8) Acenaphthene	5.89	154	317	0.10918	ppb	99
9) Fluorene	6.49	166	342	0.10165	ppb	96
11) Phenanthrene	7.59	178	506	0.10973	ppb	100
12) Anthracene	7.65	178	435	0.09988	ppb	97
14) Fluoranthene	8.96	202	727	0.10149	ppb	98
16) Pyrene	9.22	202	770	0.10375	ppb	99
17) Benz (a) anthracene	10.62	228	571	0.10510	ppb	99
18) Chrysene	10.66	228	680	0.11258	ppb	96
19) Indeno (1,2,3-cd) pyrene	14.41	276	654	0.33399	ppb #	88
22) Benzo (k) fluoanthene	12.21	252	574	-0.45104	ppb	97
23) Benzo (a) pyrene	12.75	252	452	-0.17190	ppb	95
24) Dibenz (a,h) anthracene	14.45	278	490	-0.04905	ppb	95
25) Benzo (g,h,i) perylene	14.71	276	525	-0.23039	ppb	98

Quantitation Report

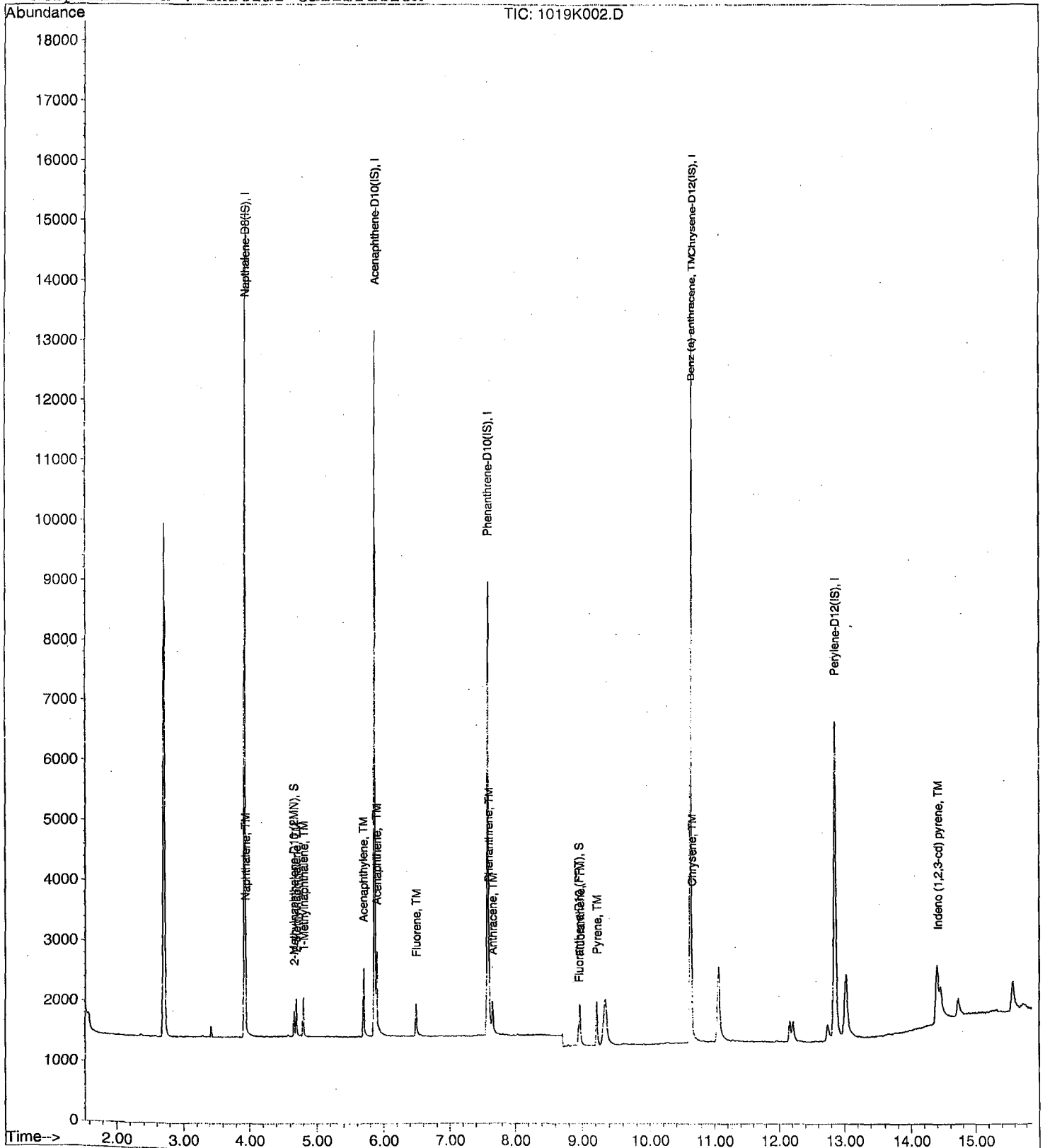
Data File : M:\KYLO\DATA\211019\1019K002.D  
Acq On : 19 Oct 21 14:09  
Sample : 0.1 ug/ml 10/13/21  
Misc :

Vial: 2  
Operator: LS  
Inst : KYLO  
Multiplr: 1.00

Quant Time: Oct 19 15:48 2021

Quant Results File: K1019.RES

Method : M:\KYLO\DATA\211019\K1019.M (RTE Integrator)  
Title : EPA 8270  
Last Update : Tue Nov 09 10:14:45 2021  
Response via : Initial Calibration



Data File : M:\KYLO\DATA\211019\1019K003.D  
 Acq On : 19 Oct 21 14:29  
 Sample : 0.2 ug/ml 10/13/21  
 Misc :

Vial: 3  
 Operator: LS  
 Inst : KYLO  
 Multiplr: 1.00

Quant Time: Oct 19 15:48 2021

Quant Results File: K1019.RES

Quant Method : M:\KYLO\DATA\211019\K1019.M (RTE Integrator)  
 Title : EPA 8270  
 Last Update : Tue Oct 19 16:47:23 2021  
 Response via : Initial Calibration  
 DataAcq Meth : SIM\_2

Internal Standards	R.T.	QIon	Response	Conc	Units	Dev(Min)
1) Napthalene-D8 (IS)	3.92	136	11180	2.50000	ppb	0.00
6) Acenaphthene-D10 (IS)	5.86	164	5495	2.50000	ppb	0.00
10) Phenanthrene-D10 (IS)	7.56	188	8995	2.50000	ppb	0.00
15) Chrysene-D12 (IS)	10.63	240	9881	2.50000	ppb	0.01
20) Perylene-D12 (IS)	12.84	264	8688	2.50000	ppb	0.01
System Monitoring Compounds						
3) 2-Methylnaphthalene-D10 (2)	4.66	152	598	0.10474	ppb	0.00
Spiked Amount	5.000		Recovery	=	2.100%	
13) Fluoranthene-D10 (FRT)	8.94	212	711	0.10140	ppb	0.01
Spiked Amount	5.000		Recovery	=	2.020%	
Target Compounds						
						Qvalue
2) Naphthalene	3.94	128	1254	0.21593	ppb	99
4) 2-Methylnaphthalene	4.69	142	698	0.20508	ppb	96
5) 1-Methylnaphthalene	4.80	142	707	0.20582	ppb	98
7) Acenaphthylene	5.69	152	2362	0.20763	ppb	100
8) Acenaphthene	5.89	154	635	0.21074	ppb	99
9) Fluorene	6.49	166	723	0.20706	ppb	100
11) Phenanthrene	7.59	178	1006	0.20323	ppb	100
12) Anthracene	7.65	178	916	0.19592	ppb	99
14) Fluoranthene	8.96	202	1536	0.19974	ppb	97
16) Pyrene	9.21	202	1607	0.21241	ppb	99
17) Benz (a) anthracene	10.62	228	1139	0.20566	ppb	98
18) Chrysene	10.66	228	1322	0.21470	ppb	99
19) Indeno (1,2,3-cd) pyrene	14.40	276	1048	0.41647	ppb	# 98
21) Benzo (b) fluoranthene	12.16	252	898	0.06057	ppb	98
22) Benzo (k) fluoranthene	12.21	252	1083	-0.34909	ppb	97
23) Benzo (a) pyrene	12.74	252	850	-0.08634	ppb	97
25) Benzo (g,h,i) perylene	14.71	276	975	-0.13423	ppb	96



Quantitation Report

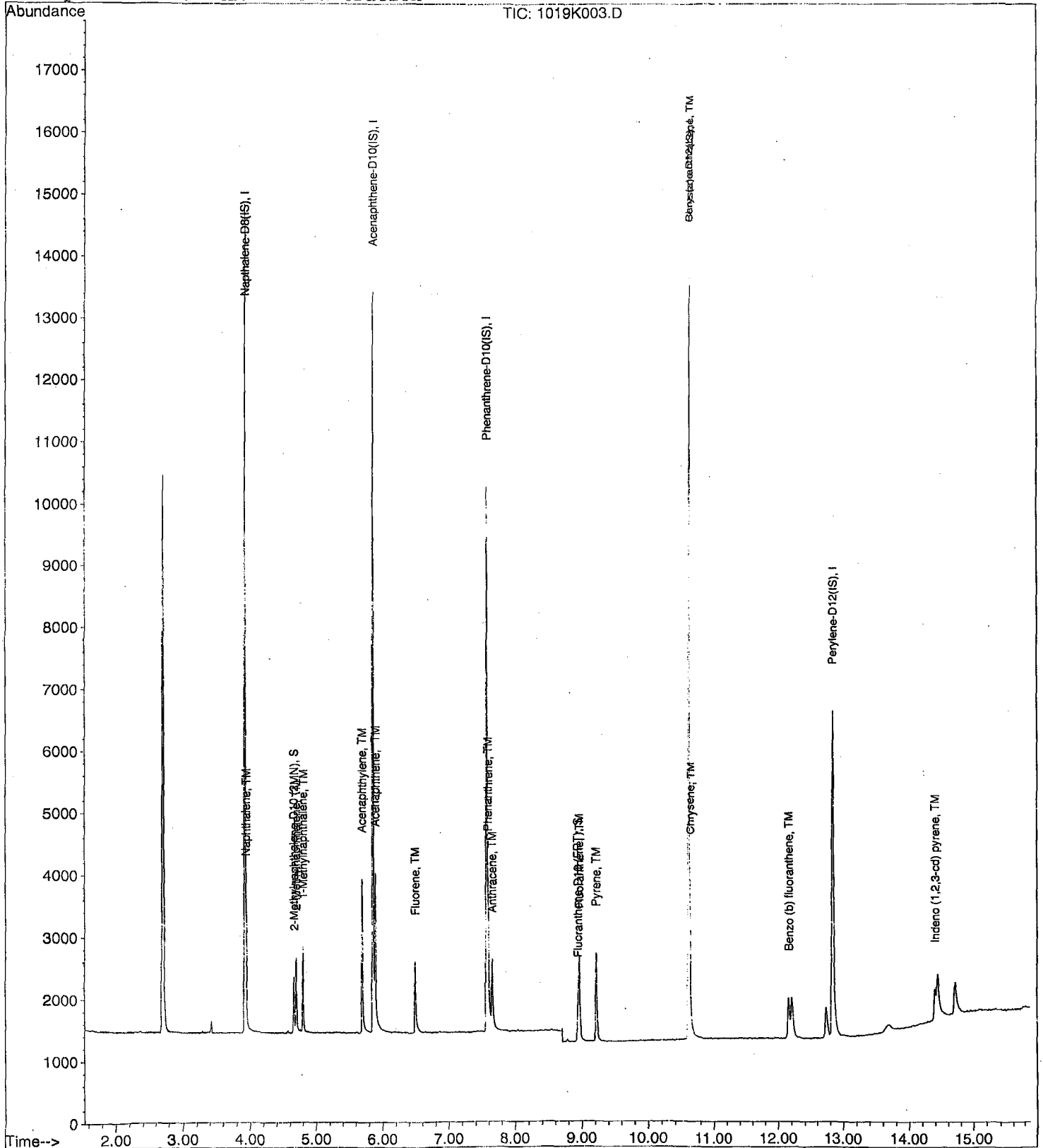
Data File : M:\KYLO\DATA\211019\1019K003.D  
Acq On : 19 Oct 21 14:29  
Sample : 0.2 ug/ml 10/13/21  
Misc :

Vial: 3  
Operator: LS  
Inst : KYLO  
Multiplr: 1.00

Quant Time: Oct 19 15:48 2021

Quant Results File: K1019.RES

Method : M:\KYLO\DATA\211019\K1019.M (RTE Integrator)  
Title : EPA 8270  
Last Update : Tue Nov 09 10:14:45 2021  
Response via : Initial Calibration



Quantitation Report (Not Reviewed)

Data File : M:\KYLO\DATA\211019\1019K004.D Vial: 4  
 Acq On : 19 Oct 21 14:49 Operator: LS  
 Sample : 0.5 ug/ml 10/13/21 Inst : KYLO  
 Misc : Multiplr: 1.00

Quant Time: Oct 19 15:48 2021 Quant Results File: K1019.RES

Quant Method : M:\KYLO\DATA\211019\K1019.M (RTE Integrator)  
 Title : EPA 8270  
 Last Update : Tue Oct 19 16:47:23 2021  
 Response via : Initial Calibration  
 DataAcq Meth : SIM\_2

Internal Standards	R.T.	QIon	Response	Conc	Units	Dev(Min)
1) Napthalene-D8 (IS)	3.92	136	11385	2.50000	ppb	0.00
6) Acenaphthene-D10 (IS)	5.86	164	5536	2.50000	ppb	0.00
10) Phenanthrene-D10 (IS)	7.56	188	8686	2.50000	ppb	0.00
15) Chrysene-D12 (IS)	10.62	240	9708	2.50000	ppb	0.00
20) Perylene-D12 (IS)	12.84	264	8669	2.50000	ppb	0.00
<b>System Monitoring Compounds</b>						
3) 2-Methylnaphthalene-D10 (2)	4.66	152	1507	0.25921	ppb	0.00
Spiked Amount	5.000		Recovery	=	5.180%	
13) Fluoranthene-D10 (FRT)	8.94	212	1646	0.24309	ppb	0.00
Spiked Amount	5.000		Recovery	=	4.860%	
<b>Target Compounds</b>						
						Qvalue
2) Naphthalene	3.94	128	3083	0.52131	ppb	99
4) 2-Methylnaphthalene	4.69	142	1766	0.50952	ppb	99
5) 1-Methylnaphthalene	4.80	142	1806	0.51630	ppb	96
7) Acenaphthylene	5.69	152	5894	0.51427	ppb	100
8) Acenaphthene	5.89	154	1552	0.51126	ppb	100
9) Fluorene	6.49	166	1772	0.50373	ppb	99
11) Phenanthrene	7.59	178	2402	0.50250	ppb	99
12) Anthracene	7.65	178	2259	0.50035	ppb	99
14) Fluoranthene	8.96	202	3711	0.49974	ppb	99
16) Pyrene	9.21	202	3805	0.51191	ppb	98
17) Benz (a) anthracene	10.61	228	2678	0.49216	ppb	99
18) Chrysene	10.65	228	3122	0.51607	ppb	99
19) Indeno (1,2,3-cd) pyrene	14.39	276	2640	0.77101	ppb	# 97
21) Benzo (b) fluoranthene	12.15	252	2255	0.32301	ppb	100
23) Benzo (a) pyrene	12.74	252	2122	0.17741	ppb	99
24) Dibenz (a,h) anthracene	14.43	278	2117	0.29983	ppb	99
25) Benzo (g,h,i) perylene	14.70	276	2445	0.16843	ppb	100

Quantitation Report

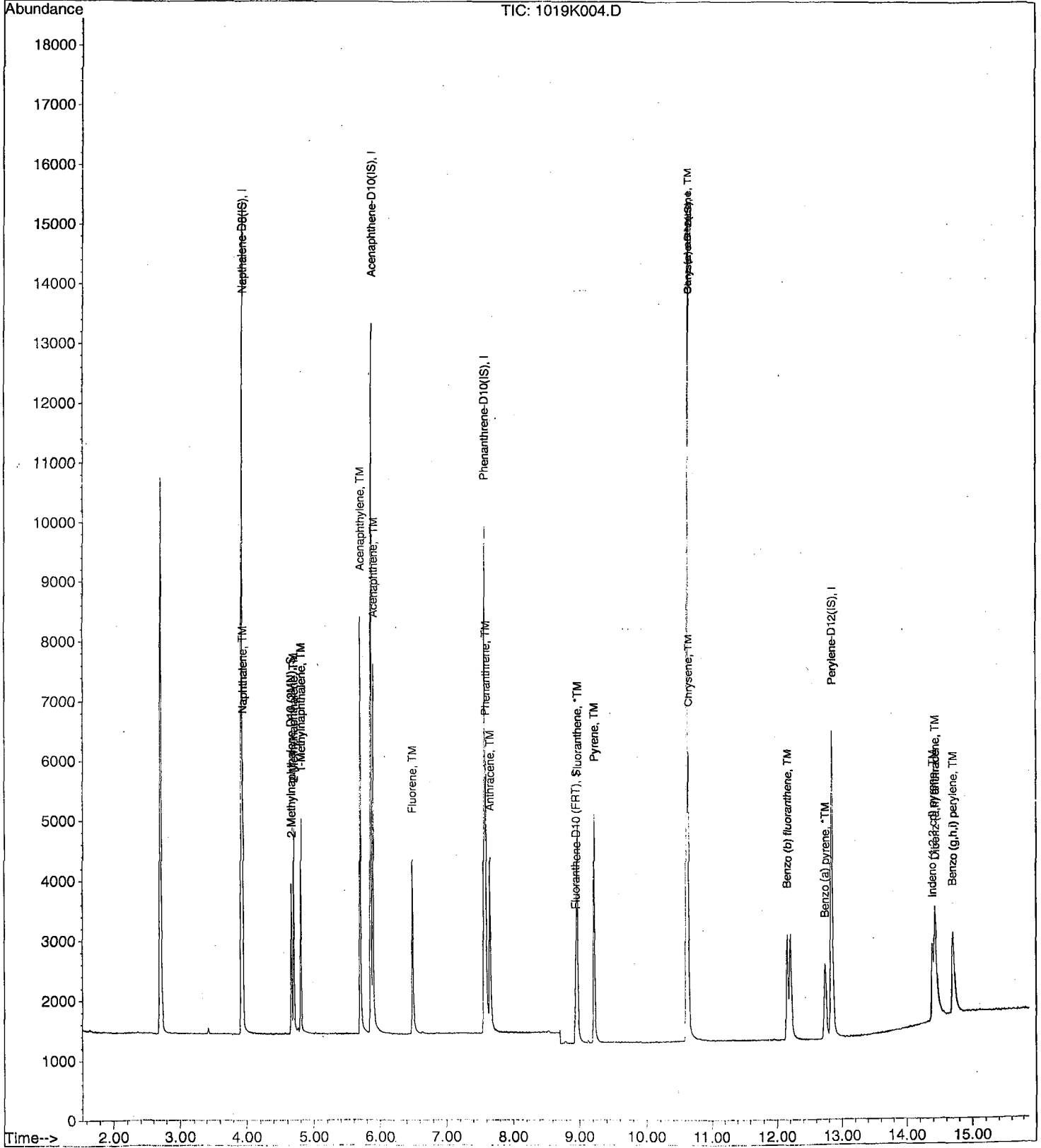
Data File : M:\KYLO\DATA\211019\1019K004.D  
Acq On : 19 Oct 21 14:49  
Sample : 0.5 ug/ml 10/13/21  
Misc :

Vial: 4  
Operator: LS  
Inst : KYLO  
Multiplr: 1.00

Quant Time: Oct 19 15:48 2021

Quant Results File: K1019.RES

Method : M:\KYLO\DATA\211019\K1019.M (RTE Integrator)  
Title : EPA 8270  
Last Update : Tue Nov 09 10:14:45 2021  
Response via : Initial Calibration



Quantitation Report (Not Reviewed)

Data File : M:\KYLO\DATA\211019\1019K005.D  
 Acq On : 19 Oct 21 15:09  
 Sample : 1 ug/ml 10/13/21  
 Misc :

Vial: 5  
 Operator: LS  
 Inst : KYLO  
 Multiplr: 1.00

Quant Time: Oct 19 15:48 2021

Quant Results File: K1019.RES

Quant Method : M:\KYLO\DATA\211019\K1019.M (RTE Integrator)  
 Title : EPA 8270  
 Last Update : Tue Oct 19 16:47:23 2021  
 Response via : Initial Calibration  
 DataAcq Meth : SIM\_2

Internal Standards	R.T.	QIon	Response	Conc	Units	Dev(Min)
1) Napthalene-D8 (IS)	3.92	136	11032	2.50000	ppb	0.00
6) Acenaphthene-D10 (IS)	5.86	164	5365	2.50000	ppb	0.00
10) Phenanthrene-D10 (IS)	7.56	188	8424	2.50000	ppb	0.00
15) Chrysene-D12 (IS)	10.63	240	9455	2.50000	ppb	0.01
20) Perylene-D12 (IS)	12.84	264	8423	2.50000	ppb	0.01
<b>System Monitoring Compounds</b>						
3) 2-Methylnaphthalene-D10 (2)	4.66	152	2880	0.51122	ppb	0.00
Spiked Amount	5.000		Recovery	=	10.220%	
13) Fluoranthene-D10 (FRT)	8.94	212	3208	0.48851	ppb	0.00
Spiked Amount	5.000		Recovery	=	9.780%	
<b>Target Compounds</b>						
2) Napthalene	3.94	128	5894	1.02851	ppb	99
4) 2-Methylnaphthalene	4.69	142	3426	1.02008	ppb	99
5) 1-Methylnaphthalene	4.80	142	3513	1.03643	ppb	98
7) Acenaphthylene	5.70	152	11284	1.01594	ppb	99
8) Acenaphthene	5.89	154	2945	1.00106	ppb	97
9) Fluorene	6.49	166	3412	1.00086	ppb	99
11) Phenanthrene	7.59	178	4641	1.00109	ppb	99
12) Anthracene	7.65	178	4379	1.00008	ppb	100
14) Fluoranthene	8.96	202	7234	1.00447	ppb	100
16) Pyrene	9.21	202	7407	1.02317	ppb	99
17) Benz (a) anthracene	10.61	228	5224	0.98576	ppb	99
18) Chrysene	10.65	228	5954	1.01055	ppb	99
19) Indeno (1,2,3-cd) pyrene	14.39	276	5309	1.38990	ppb	# 90
21) Benzo (b) fluoranthene	12.15	252	4568	0.79546	ppb	99
22) Benzo (k) fluoranthene	12.21	252	5497	0.53419	ppb	98
23) Benzo (a) pyrene	12.74	252	4263	0.64650	ppb	99
24) Dibenz (a,h) anthracene	14.44	278	4288	0.78667	ppb	99
25) Benzo (g,h,i) perylene	14.71	276	4733	0.66726	ppb	99

Quantitation Report

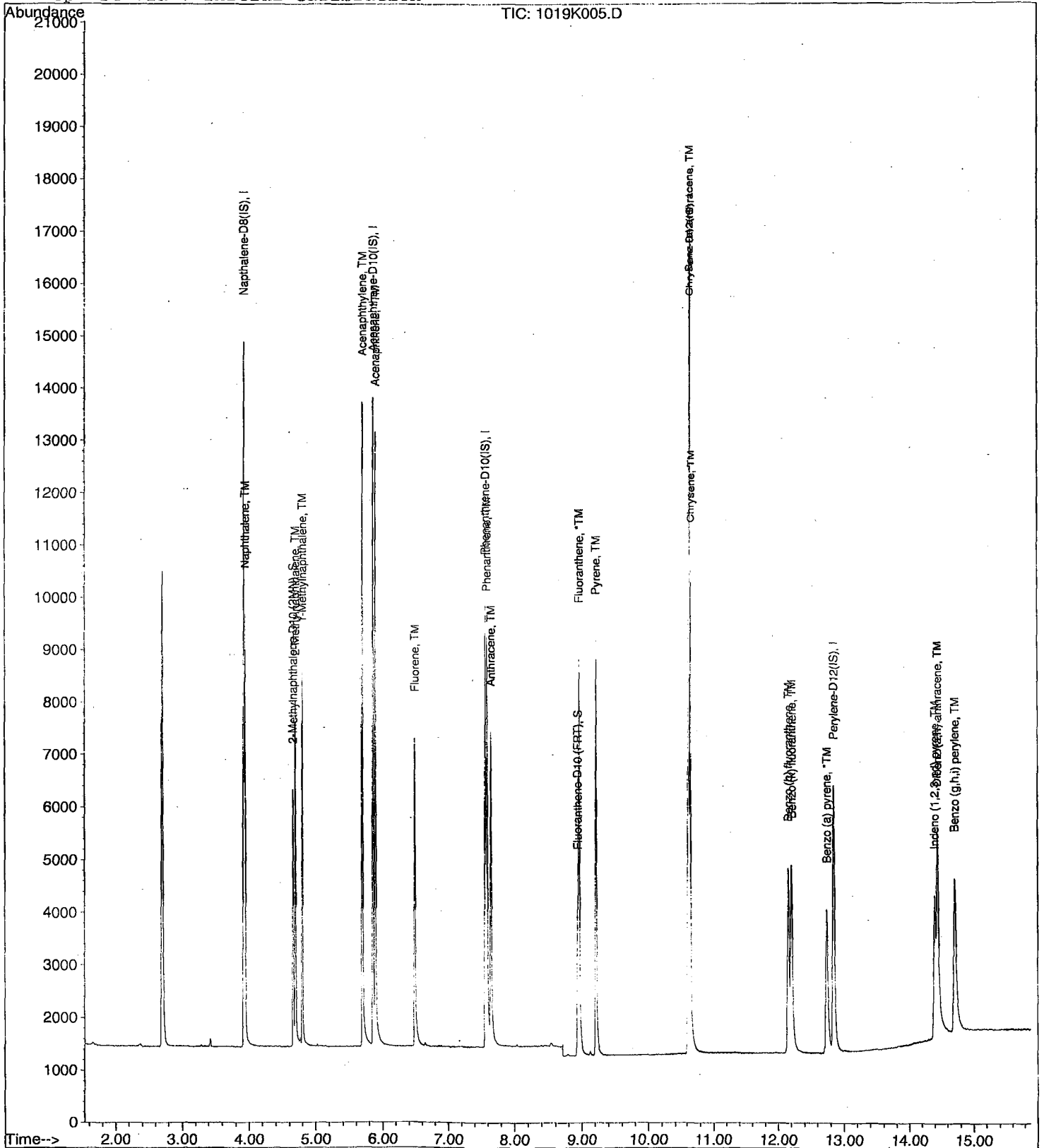
Data File : M:\KYLO\DATA\211019\1019K005.D  
Acq On : 19 Oct 21 15:09  
Sample : 1 ug/ml 10/13/21  
Misc :

Vial: 5  
Operator: LS  
Inst : KYLO  
Multiplr: 1.00

Quant Time: Oct 19 15:48 2021

Quant Results File: K1019.RES

Method : M:\KYLO\DATA\211019\K1019.M (RTE Integrator)  
Title : EPA 8270  
Last Update : Tue Nov 09 10:14:45 2021  
Response via : Initial Calibration



Quantitation Report (Not Reviewed)

Data File : M:\KYLO\DATA\211019\1019K006.D  
 Acq On : 19 Oct 21 15:29  
 Sample : 5 ug/ml 10/13/21  
 Misc :

Vial: 6  
 Operator: LS  
 Inst : KYLO  
 Multiplr: 1.00

Quant Time: Oct 19 15:48 2021

Quant Results File: K1019.RES

Quant Method : M:\KYLO\DATA\211019\K1019.M (RTE Integrator)  
 Title : EPA 8270  
 Last Update : Tue Oct 19 16:47:23 2021  
 Response via : Initial Calibration  
 DataAcq Meth : SIM\_2

Internal Standards	R.T.	QIon	Response	Conc	Units	Dev(Min)
1) Napthalene-D8 (IS)	3.92	136	11022	2.50000	ppb	0.00
6) Acenaphthene-D10 (IS)	5.86	164	5414	2.50000	ppb	0.00
10) Phenanthrene-D10 (IS)	7.56	188	8482	2.50000	ppb	0.00
15) Chrysene-D12 (IS)	10.62	240	10015	2.50000	ppb	0.00
20) Perylene-D12 (IS)	12.83	264	8704	2.50000	ppb	0.00

System Monitoring Compounds	R.T.	QIon	Response	Conc	Units	Dev(Min)
3) 2-Methylnaphthalene-D10 (2)	4.66	152	14500	2.57619	ppb	0.00
Spiked Amount	5.000		Recovery	=	51.520%	
13) Fluoranthene-D10 (FRT)	8.93	212	17235	2.60659	ppb	0.00
Spiked Amount	5.000		Recovery	=	52.140%	

Target Compounds	R.T.	QIon	Response	Conc	Units	Qvalue
2) Naphthalene	3.94	128	28832	5.03578	ppb	100
4) 2-Methylnaphthalene	4.69	142	17384	5.18072	ppb	100
5) 1-Methylnaphthalene	4.80	142	17464	5.15700	ppb	100
7) Acenaphthylene	5.69	152	58890	5.25410	ppb	100
8) Acenaphthene	5.89	154	15136	5.09845	ppb	100
9) Fluorene	6.49	166	17780	5.16829	ppb	100
11) Phenanthrene	7.59	178	23796	5.09785	ppb	100
12) Anthracene	7.64	178	22931	5.20117	ppb	100
14) Fluoranthene	8.95	202	38260	5.27621	ppb	100
16) Pyrene	9.21	202	39012	5.08763	ppb	100
17) Benz (a) anthracene	10.61	228	28070	5.00058	ppb	100
18) Chrysene	10.65	228	31118	4.98620	ppb	100
19) Indeno (1,2,3-cd) pyrene	14.38	276	20323	4.52699	ppb	100
21) Benzo (b) fluoranthene	12.14	252	26309	4.94784	ppb	100
22) Benzo (k) fluoranthene	12.19	252	29066	5.02910	ppb	100
23) Benzo (a) pyrene	12.73	252	25103	4.91484	ppb	100
24) Dibenz (a,h) anthracene	14.42	278	24331	4.98885	ppb	100
25) Benzo (g,h,i) perylene	14.69	276	26049	4.99985	ppb	100

Quantitation Report


Data File : M:\KYLO\DATA\211019\1019K006.D  
Acq On : 19 Oct 21 15:29  
Sample : 5 ug/ml 10/13/21  
Misc :

Vial: 6  
Operator: LS  
Inst : KYLO  
Multiplr: 1.00

Quant Time: Oct 19 15:48 2021

Quant Results File: K1019.RES

Method : M:\KYLO\DATA\211019\K1019.M (RTE Integrator)  
Title : EPA 8270  
Last Update : Tue Nov 09 10:14:45 2021  
Response via : Initial Calibration



Data File : M:\KYLO\DATA\211019\1019K007.D  
 Acq On : 19 Oct 21 15:49  
 Sample : 10 ug/ml 10/13/21  
 Misc :

Vial: 7  
 Operator: LS  
 Inst : KYLO  
 Multiplr: 1.00

Quant Time: Oct 19 15:49 2021

Quant Results File: K1019.RES

Quant Method : M:\KYLO\DATA\211019\K1019.M (RTE Integrator)  
 Title : EPA 8270  
 Last Update : Tue Oct 19 16:47:23 2021  
 Response via : Initial Calibration  
 DataAcq Meth : SIM\_2

Internal Standards	R.T.	QIon	Response	Conc	Units	Dev(Min)
1) Napthalene-D8 (IS)	3.92	136	11510	2.50000	ppb	0.00
6) Acenaphthene-D10 (IS)	5.86	164	5675	2.50000	ppb	0.00
10) Phenanthrene-D10 (IS)	7.56	188	8972	2.50000	ppb	0.00
15) Chrysene-D12 (IS)	10.62	240	10664	2.50000	ppb	0.00
20) Perylene-D12 (IS)	12.83	264	9232	2.50000	ppb	0.00

System Monitoring Compounds	R.T.	QIon	Response	Conc	Units	Dev(Min)
3) 2-Methylnaphthalene-D10 (2)	4.66	152	26676	4.53854	ppb	0.00
Spiked Amount	5.000		Recovery	=	90.780%	
13) Fluoranthene-D10 (FRT)	8.93	212	34413	4.92032	ppb	0.00
Spiked Amount	5.000		Recovery	=	98.400%	

Target Compounds	R.T.	QIon	Response	Conc	Units	Qvalue
2) Naphthalene	3.94	128	59354	9.92720	ppb	100
4) 2-Methylnaphthalene	4.69	142	35959	10.26203	ppb	100
5) 1-Methylnaphthalene	4.80	142	35938	10.16232	ppb	100
7) Acenaphthylene	5.69	152	122704	10.44402	ppb	100
8) Acenaphthene	5.89	154	31359	10.07724	ppb	99
9) Fluorene	6.49	166	37236	10.32596	ppb	99
11) Phenanthrene	7.59	178	49310	9.98682	ppb	100
12) Anthracene	7.64	178	48395	10.37738	ppb	100
14) Fluoranthene	8.95	202	79898	10.41651	ppb	100
16) Pyrene	9.21	202	82191	10.06635	ppb	100
17) Benzo (a) anthracene	10.61	228	60563	10.13248	ppb	100
18) Chrysene	10.65	228	64649	9.72861	ppb	99
19) Indeno (1,2,3-cd) pyrene	14.38	276	44868	9.18248	ppb	# 99
21) Benzo (b) fluoranthene	12.14	252	55900	10.02449	ppb	99
22) Benzo (k) fluoranthene	12.19	252	63873	11.01716	ppb	99
23) Benzo (a) pyrene	12.73	252	54783	10.38939	ppb	99
24) Dibenz (a,h) anthracene	14.42	278	51533	10.11061	ppb	98
25) Benzo (g,h,i) perylene	14.69	276	56013	10.47964	ppb	98



Quantitation Report


Data File : M:\KYLO\DATA\211019\1019K007.D  
 Acq On : 19 Oct 21 15:49  
 Sample : 10 ug/ml 10/13/21  
 Misc :

Vial: 7  
 Operator: LS  
 Inst : KYLO  
 Multiplr: 1.00

Quant Time: Oct 19 15:49 2021

Quant Results File: K1019.RES

Method : M:\KYLO\DATA\211019\K1019.M (RTE Integrator)  
 Title : EPA 8270  
 Last Update : Tue Nov 09 10:14:45 2021  
 Response via : Initial Calibration



Data File : M:\KYLO\DATA\211019\1019K008.D  
 Acq On : 19 Oct 21 16:09  
 Sample : 50 ug/ml 10/13/21  
 Misc :

Vial: 8  
 Operator: LS  
 Inst : KYLO  
 Multiplr: 1.00

Quant Time: Oct 19 15:49 2021

Quant Results File: K1019.RES

Quant Method : M:\KYLO\DATA\211019\K1019.M (RTE Integrator)  
 Title : EPA 8270  
 Last Update : Tue Oct 19 16:47:23 2021  
 Response via : Initial Calibration  
 DataAcq Meth : SIM\_2

Internal Standards	R.T.	QIon	Response	Conc	Units	Dev(Min)
1) Napthalene-D8 (IS)	3.92	136	11542	2.50000	ppb	0.00
6) Acenaphthene-D10 (IS)	5.86	164	5767	2.50000	ppb	0.00
10) Phenanthrene-D10 (IS)	7.56	188	8902	2.50000	ppb	0.00
15) Chrysene-D12 (IS)	10.62	240	10648	2.50000	ppb	0.00
20) Perylene-D12 (IS)	12.83	264	9592	2.50000	ppb	0.00

System Monitoring Compounds

3) 2-Methylnaphthalene-D10 (2)	4.66	152	140995	23.92178	ppb	0.00
Spiked Amount	5.000		Recovery	=	478.440%	
13) Fluoranthene-D10 (FRT)	8.93	212	173855	25.05302	ppb	0.00
Spiked Amount	5.000		Recovery	=	501.060%	

Target Compounds

	R.T.	QIon	Response	Conc	Units	Qvalue
2) Naphthalene	3.94	128	270597	45.13299	ppb	100
4) 2-Methylnaphthalene	4.69	142	165624	47.13496	ppb	99
5) 1-Methylnaphthalene	4.80	142	164402	46.35966	ppb	99
7) Acenaphthylene	5.70	152	560845	46.97510	ppb	100
8) Acenaphthene	5.89	154	145964	46.15736	ppb	99
9) Fluorene	6.49	166	175391	47.86199	ppb	100
11) Phenanthrene	7.59	178	233010	47.56290	ppb	100
12) Anthracene	7.64	178	228704	49.42683	ppb	100
14) Fluoranthene	8.96	202	371445	48.80706	ppb	99
16) Pyrene	9.21	202	379423	46.53971	ppb	98
17) Benz (a) anthracene	10.61	228	291856	48.90228	ppb	100
18) Chrysene	10.65	228	300277	45.25466	ppb	99
19) Indeno (1,2,3-cd) pyrene	14.38	276	248943	50.15933	ppb	94
21) Benzo (b) fluoranthene	12.15	252	294828	51.34534	ppb	99
22) Benzo (k) fluoranthene	12.20	252	302763	52.24864	ppb	100
23) Benzo (a) pyrene	12.73	252	278840	51.91758	ppb	100
24) Dibenz (a,h) anthracene	14.42	278	268409	51.28254	ppb	97
25) Benzo (g,h,i) perylene	14.70	276	280479	51.78283	ppb	99

Quantitation Report


Data File : M:\KYLO\DATA\211019\1019K008.D  
Acq On : 19 Oct 21 16:09  
Sample : 50 ug/ml 10/13/21  
Misc :

Vial: 8  
Operator: LS  
Inst : KYLO  
Multiplr: 1.00

Quant Time: Oct 19 15:49 2021

Quant Results File: K1019.RES

Method : M:\KYLO\DATA\211019\K1019.M (RTE Integrator)  
Title : EPA 8270  
Last Update : Tue Nov 09 10:14:45 2021  
Response via : Initial Calibration



Data File : M:\KYLO\DATA\211019\1019K009.D  
 Acq On : 19 Oct 21 16:29  
 Sample : 100 ug/ml 10/13/21  
 Misc :

Vial: 9  
 Operator: LS  
 Inst : KYLO  
 Multiplr: 1.00

Quant Time: Oct 19 15:49 2021

Quant Results File: K1019.RES

Quant Method : M:\KYLO\DATA\211019\K1019.M (RTE Integrator)  
 Title : EPA 8270  
 Last Update : Tue Oct 19 16:47:23 2021  
 Response via : Initial Calibration  
 DataAcq Meth : SIM\_2

Internal Standards	R.T.	QIon	Response	Conc	Units	Dev(Min)
1) Naphthalene-D8 (IS)	3.92	136	11679	2.50000	ppb	0.00
6) Acenaphthene-D10 (IS)	5.86	164	5877	2.50000	ppb	0.00
10) Phenanthrene-D10 (IS)	7.56	188	9024	2.50000	ppb	0.00
15) Chrysene-D12 (IS)	10.63	240	10469	2.50000	ppb	0.01
20) Perylene-D12 (IS)	12.83	264	9899	2.50000	ppb	0.00

System Monitoring Compounds

3) 2-Methylnaphthalene-D10 (2)	4.66	152	278374	46.67602	ppb	0.00
Spiked Amount	5.000		Recovery	=	933.520%	
13) Fluoranthene-D10 (FRT)	8.94	212	341108	48.49012	ppb	0.00
Spiked Amount	5.000		Recovery	=	969.800%	

Target Compounds

	R.T.	QIon	Response	Conc	Units	Qvalue
2) Naphthalene	3.94	128	514066	84.73550	ppb	100
4) 2-Methylnaphthalene	4.70	142	318816	89.66757	ppb	99
5) 1-Methylnaphthalene	4.80	142	317528	88.48927	ppb	98
7) Acenaphthylene	5.70	152	1047512	86.09505	ppb	98
8) Acenaphthene	5.90	154	283708	88.03615	ppb	94
9) Fluorene	6.49	166	342219	91.63932	ppb	99
11) Phenanthrene	7.59	178	452383	91.09374	ppb	99
12) Anthracene	7.65	178	447639	95.43451	ppb	100
14) Fluoranthene	8.96	202	701599	90.94222	ppb	97
16) Pyrene	9.22	202	720167	89.84545	ppb	99
17) Benz (a) anthracene	10.62	228	562838	95.91946	ppb	99
18) Chrysene	10.66	228	575910	88.27926	ppb	98
19) Indeno (1,2,3-cd) pyrene	14.39	276	488982	100.01982	ppb	89
21) Benzo (b) fluoranthene	12.16	252	587997	99.33083	ppb	100
22) Benzo (k) fluoranthene	12.16	252	587786	98.78137	ppb	99
23) Benzo (a) pyrene	12.74	252	547488	99.01252	ppb	98
24) Dibenz (a,h) anthracene	14.43	278	535891	99.35185	ppb	94
25) Benzo (g,h,i) perylene	14.71	276	552068	99.06661	ppb	98

Quantitation Report


Data File : M:\KYLO\DATA\211019\1019K009.D  
Acq On : 19 Oct 21 16:29  
Sample : 100 ug/ml 10/13/21  
Misc :

Vial: 9  
Operator: LS  
Inst : KYLO  
Multiplr: 1.00

Quant Time: Oct 19 15:49 2021

Quant Results File: K1019.RES

Method : M:\KYLO\DATA\211019\K1019.M (RTE Integrator)  
Title : EPA 8270  
Last Update : Tue Nov 09 10:14:45 2021  
Response via : Initial Calibration



PAH by GCMS SIM  
EPA 8270 SIM

Form 7

Second Source Calibration

Lab Name: APPL, Inc.  
Case No: \_\_\_\_\_  
Matrix: \_\_\_\_\_

SDG No: \_\_\_\_\_  
Date Analyzed: 10/19/2021  
Instrument: KYLO  
Initial Cal. Date: 10/19/2021  
Data File: 1019K010.D

		Compound	MEAN	CCRF	%D	%Drift
1	TM	Naphthalene	1.299	1.295	0.25	TM
2	TM	2-Methylnaphthalene	0.7611	0.7635	0.32	TM
3	TM	1-Methylnaphthalene	0.7681	0.7563	1.5	TM
4	TM	Acenaphthylene	5.176	5.272	1.9	TM
5	*TM	Acenaphthene	1.371	1.393	1.6	*TM
6	TM	Fluorene	1.589	1.616	1.7	TM
7	TM	Phenanthrene	1.376	1.380	0.31	TM
8	TM	Anthracene	1.299	1.415	8.9	TM
9	*TM	Fluoranthene	2.137	2.167	1.4	*TM
10	TM	Pyrene	1.914	1.918	0.21	TM
11	TM	Benz (a) anthracene	1.401	1.374	1.9	TM
12	TM	Chrysene	1.558	1.488	4.5	TM
13	TML	Indeno (1,2,3-cd) pyrene	1.272	0.9799	23	TML 12
14	TM	Benzo (b) fluoranthene	1.408	1.510	7.3	TM
15	TM	Benzo (k) fluoranthene	1.610	1.698	5.5	TM
16	*TM	Benzo (a) pyrene	1.341	1.484	11	*TM
17	TM	Dibenz (a,h) anthracene	1.326	1.382	4.2	TM
18	TM	Benzo (g,h,i) perylene	1.443	1.486	3.0	TM
19						
20						
21						
22						
23						
24						
25						
26						
27						
28						
29						
30						
31						
32						
33						
34						
35						
36						
37						
38						

Average

4.4

PAH by GCMS SIM  
EPA 8270 SIM

Data File : M:\KYLO\DATA\211019\1019K010.D  
 Acq On : 19 Oct 21 16:49  
 Sample : SS ug/ml 10/13/21  
 Misc :

Vial: 10  
 Operator: LS  
 Inst : KYLO  
 Multiplr: 1.00

Quant Time: Oct 19 16:06 2021

Quant Results File: K1019.RES

Quant Method : M:\KYLO\DATA\211019\K1019.M (RTE Integrator)  
 Title : EPA 8270  
 Last Update : Tue Oct 19 16:51:19 2021  
 Response via : Initial Calibration  
 DataAcq Meth : SIM\_2

Internal Standards	R.T.	QIon	Response	Conc	Units	Dev(Min)
1) Napthalene-D8 (IS)	3.92	136	11540	2.50000	ppb	0.00
6) Acenaphthene-D10 (IS)	5.86	164	5722	2.50000	ppb	0.00
10) Phenanthrene-D10 (IS)	7.56	188	8843	2.50000	ppb	0.00
15) Chrysene-D12 (IS)	10.62	240	10394	2.50000	ppb	0.00
20) Perylene-D12 (IS)	12.83	264	8800	2.50000	ppb	0.00
System Monitoring Compounds						
3) 2-Methylnaphthalene-D10 (2)	4.66	152	1	0.00017	ppb	0.00
Spiked Amount	5.000		Recovery	=	0.000%	
13) Fluoranthene-D10 (FRT)	8.93	212	9	0.00131	ppb	0.00
Spiked Amount	5.000		Recovery	=	0.020%	
Target Compounds						
2) Naphthalene	3.94	128	29897	4.98740	ppb	100
4) 2-Methylnaphthalene	4.69	142	17622	5.01592	ppb	100
5) 1-Methylnaphthalene	4.80	142	17455	4.92298	ppb	100
7) Acenaphthylene	5.69	152	60338	5.09352	ppb	100
8) Acenaphthene	5.89	154	15936	5.07898	ppb	100
9) Fluorene	6.49	166	18488	5.08482	ppb	100
11) Phenanthrene	7.59	178	24407	5.01529	ppb	100
12) Anthracene	7.64	178	25019	5.44311	ppb	100
14) Fluoranthene	8.95	202	38328	5.06982	ppb	99
16) Pyrene	9.21	202	39873	5.01031	ppb	100
17) Benzo (a) anthracene	10.61	228	28567	4.90355	ppb	99
18) Chrysene	10.65	228	30939	4.77675	ppb	100
19) Indeno (1,2,3-cd) pyrene	14.38	276	20371	4.37871	ppb	99
21) Benzo (b) fluoranthene	12.14	252	26577	5.36265	ppb	100
22) Benzo (k) fluoranthene	12.19	252	29888	5.27373	ppb	100
23) Benzo (a) pyrene	12.73	252	26127	5.53492	ppb	100
24) Dibenz (a,h) anthracene	14.42	278	24324	5.21145	ppb	99
25) Benzo (g,h,i) perylene	14.69	276	26159	5.14999	ppb	100

Quantitation Report


Data File : M:\KYLO\DATA\211019\1019K010.D  
Acq On : 19 Oct 21 16:49  
Sample : SS ug/ml 10/13/21  
Misc :

Vial: 10  
Operator: LS  
Inst : KYLO  
Multiplr: 1.00

Quant Time: Oct 19 16:06 2021

Quant Results File: K1019.RES

Method : M:\KYLO\DATA\211019\K1019.M (RTE Integrator)  
Title : EPA 8270  
Last Update : Tue Nov 09 10:14:45 2021  
Response via : Initial Calibration





PAH by GCMS SIM  
EPA 8270 SIM

Form 7

Continuing Calibration

Lab Name: APPL, Inc.  
Case No: \_\_\_\_\_  
Matrix: \_\_\_\_\_

SDG No: \_\_\_\_\_  
Date Analyzed: 11/18/2021  
Instrument: KYLO  
Initial Cal. Date: 10/19/2021  
Data File: 1019K437.D

		Compound	MEAN	CCRF	%D	%Drift
1	I	Naphthalene-D8(IS)	ISTD			I
2	TM	Naphthalene	1.299	1.339	3.1	TM
3	S	2-Methylnaphthalene-D10 (2MN)	1.277	1.295	1.5	S
4	TM	2-Methylnaphthalene	0.7611	0.8111	6.6	TM
5	TM	1-Methylnaphthalene	0.7681	0.8098	5.4	TM
6	I	Acenaphthene-D10(IS)	ISTD			I
7	TM	Acenaphthylene	5.176	5.616	8.5	TM
8	*TM	Acenaphthene	1.371	1.443	5.3	*TM
9	TM	Fluorene	1.589	1.671	5.2	TM
10	I	Phenanthrene-D10(IS)	ISTD			I
11	TM	Phenanthrene	1.376	1.473	7.0	TM
12	TM	Anthracene	1.299	1.433	10	TM
13	S	Fluoranthene-D10 (FRT)	1.949	2.044	4.9	S
14	*TM	Fluoranthene	2.137	2.376	11	*TM
15	I	Chrysene-D12(IS)	ISTD			I
16	TM	Pyrene	1.914	2.011	5.1	TM
17	TM	Benz (a) anthracene	1.401	1.549	11	TM
18	TM	Chrysene	1.558	1.561	0.18	TM
19	TML	Indeno (1,2,3-cd) pyrene	1.272	1.175	7.7	TML 4.2
20	I	Perylene-D12(IS)	ISTD			I
21	TM	Benzo (b) fluoranthene	1.408	1.588	13	TM
22	TM	Benzo (k) fluoranthene	1.610	1.654	2.7	TM
23	*TM	Benzo (a) pyrene	1.341	1.477	10	*TM
24	TM	Dibenz (a,h) anthracene	1.326	1.375	3.7	TM
25	TM	Benzo (g,h,i) perylene	1.443	1.517	5.1	TM
26						
27						
28						
29						
30						
31						
32						
33						
34						
35						
36						
37						
38						
39						
40						

Average

6.3

Quantitation Report (Not Reviewed)

Data File : M:\KYLO\DATA\211019\1019K437.D Vial: 137  
 Acq On : 18 Nov 21 9:01 Operator: LS  
 Sample : 5 ug/ml 10/19/21 (1) Inst : KYLO  
 Misc : Multiplr: 1.00

Quant Time: Nov 18 9:17 2021 Quant Results File: K1019.RES

Quant Method : M:\KYLO\DATA\211019\K1019.M (RTE Integrator)  
 Title : EPA 8270  
 Last Update : Tue Nov 09 10:14:45 2021  
 Response via : Initial Calibration  
 DataAcq Meth : SIM\_2

Internal Standards	R.T.	QIon	Response	Conc	Units	Dev(Min)
1) Napthalene-D8 (IS)	3.86	136	12784	2.50000	ppb	-0.03
6) Acenaphthene-D10 (IS)	5.80	164	6153	2.50000	ppb	-0.06
10) Phenanthrene-D10 (IS)	7.49	188	9197	2.50000	ppb	-0.06
15) Chrysene-D12 (IS)	10.54	240	11234	2.50000	ppb	-0.07
20) Perylene-D12 (IS)	12.71	264	10043	2.50000	ppb	-0.13
System Monitoring Compounds						
3) 2-Methylnaphthalene-D10 (2)	4.59	152	16561	2.53683	ppb	-0.06
Spiked Amount	5.000		Recovery	=	50.740%	
13) Fluoranthene-D10 (FRT)	8.86	212	18795	2.62154	ppb	-0.07
Spiked Amount	5.000		Recovery	=	52.440%	
Target Compounds						
						Qvalue
2) Naphthalene	3.88	128	34223	5.15351	ppb	100
4) 2-Methylnaphthalene	4.63	142	20738	5.32845	ppb	100
5) 1-Methylnaphthalene	4.74	142	20704	5.27111	ppb	100
7) Acenaphthylene	5.63	152	69115	5.42576	ppb	99
8) Acenaphthene	5.83	154	17758	5.26323	ppb	99
9) Fluorene	6.42	166	20561	5.25885	ppb	98
11) Phenanthrene	7.52	178	27090	5.35235	ppb	100
12) Anthracene	7.58	178	26361	5.51432	ppb	99
14) Fluoranthene	8.89	202	43705	5.55854	ppb	97
16) Pyrene	9.14	202	45181	5.25278	ppb	99
17) Benz (a) anthracene	10.53	228	34792	5.52552	ppb	99
18) Chrysene	10.57	228	35064	5.00883	ppb	99
19) Indeno (1,2,3-cd) pyrene	14.28	276	26397	5.21198	ppb	# 97
21) Benzo (b) fluoranthene	12.03	252	31894	5.63899	ppb	98
22) Benzo (k) fluoranthene	12.08	252	33227	5.13726	ppb	99
23) Benzo (a) pyrene	12.60	252	29670	5.50755	ppb	97
24) Dibenz (a,h) anthracene	14.32	278	27610	5.18334	ppb	99
25) Benzo (g,h,i) perylene	14.59	276	30463	5.25505	ppb	99

Quantitation Report


Data File : M:\KYLO\DATA\211019\1019K437.D  
Acq On : 18 Nov 21 9:01  
Sample : 5 ug/ml 10/19/21 (1)  
Misc :

Vial: 137  
Operator: LS  
Inst : KYLO  
Multiplr: 1.00

Quant Time: Nov 18 9:17 2021

Quant Results File: K1019.RES

Method : M:\KYLO\DATA\211019\K1019.M (RTE Integrator)  
Title : EPA 8270  
Last Update : Tue Nov 09 10:14:45 2021  
Response via : Initial Calibration



PAH by GCMS SIM  
EPA 8270 SIM

Form 7

Ending Continuing Calibration

Lab Name: APPL, Inc.  
Case No: \_\_\_\_\_  
Matrix: \_\_\_\_\_

SDG No: \_\_\_\_\_  
Date Analyzed: 11/18/2021  
Instrument: KYLO  
Initial Cal. Date: 10/19/2021  
Data File: 1019K472.D

		Compound	MEAN	CCRF	%D	%Drift
1	I	Napthalene-D8(IS)	ISTD			I
2	TM	Napthalene	1.299	1.303	0.35	TM
3	S	2-Methylnapthalene-D10 (2MN)	1.277	1.285	0.68	S
4	TM	2-Methylnapthalene	0.7611	0.7941	4.3	TM
5	TM	1-Methylnapthalene	0.7681	0.7936	3.3	TM
6	I	Acenaphthene-D10(IS)	ISTD			I
7	TM	Acenaphthylene	5.176	5.586	7.9	TM
8	*TM	Acenaphthene	1.371	1.403	2.3	*TM
9	TM	Fluorene	1.589	1.670	5.1	TM
10	I	Phenanthrene-D10(IS)	ISTD			I
11	TM	Phenanthrene	1.376	1.437	4.5	TM
12	TM	Anthracene	1.299	1.373	5.7	TM
13	S	Fluoranthene-D10 (FRT)	1.949	2.130	9.3	S
14	*TM	Fluoranthene	2.137	2.378	11	*TM
15	I	Chrysene-D12(IS)	ISTD			I
16	TM	Pyrene	1.914	1.967	2.8	TM
17	TM	Benz (a) anthracene	1.401	1.467	4.7	TM
18	TM	Chrysene	1.558	1.535	1.5	TM
19	TML	Indeno (1,2,3-cd) pyrene	1.272	1.101	13	TML 2.1
20	I	Perylene-D12(IS)	ISTD			I
21	TM	Benzo (b) fluoranthene	1.408	1.525	8.3	TM
22	TM	Benzo (k) fluoranthene	1.610	1.619	0.56	TM
23	*TM	Benzo (a) pyrene	1.341	1.436	7.1	*TM
24	TM	Dibenz (a,h) anthracene	1.326	1.289	2.8	TM
25	TM	Benzo (g,h,i) perylene	1.443	1.432	0.79	TM
26						
27						
28						
29						
30						
31						
32						
33						
34						
35						
36						
37						
38						
39						
40						

Average

4.8

Data File : M:\KYLO\DATA\211019\1019K472.D Vial: 22  
 Acq On : 18 Nov 21 20:38 Operator: LS  
 Sample : 5 ug/ml 10/13/21 (2) Inst : KYLO  
 Misc : Multiplr: 1.00

Quant Time: Nov 19 7:35 2021 Quant Results File: K1019.RES

Quant Method : M:\KYLO\DATA\211019\K1019.M (RTE Integrator)  
 Title : EPA 8270  
 Last Update : Thu Nov 18 11:41:54 2021  
 Response via : Initial Calibration  
 DataAcq Meth : SIM\_2

Internal Standards	R.T.	QIon	Response	Conc	Units	Dev(Min)
1) Napthalene-D8 (IS)	3.86	136	14852	2.50000	ppb	0.00
6) Acenaphthene-D10 (IS)	5.79	164	7503	2.50000	ppb	-0.07
10) Phenanthrene-D10 (IS)	7.49	188	11571	2.50000	ppb	-0.07
15) Chrysene-D12 (IS)	10.54	240	14376	2.50000	ppb	-0.07
20) Perylene-D12 (IS)	12.71	264	13027	2.50000	ppb	-0.12
System Monitoring Compounds						
3) 2-Methylnaphthalene-D10 (2)	4.59	152	19089	2.51692	ppb	0.00
Spiked Amount	5.000		Recovery	=	50.340%	
13) Fluoranthene-D10 (FRT)	8.86	212	24641	2.73179	ppb	-0.07
Spiked Amount	5.000		Recovery	=	54.640%	
Target Compounds						
						Qvalue
2) Naphthalene	3.89	128	38709	5.01741	ppb	99
4) 2-Methylnaphthalene	4.63	142	23588	5.21684	ppb	# 66
5) 1-Methylnaphthalene	4.74	142	23574	5.16610	ppb	86
7) Acenaphthylene	5.63	152	83822	5.39632	ppb	99
8) Acenaphthene	5.83	154	21046	5.11540	ppb	99
9) Fluorene	6.42	166	25063	5.25692	ppb	99
11) Phenanthrene	7.52	178	33256	5.22252	ppb	100
12) Anthracene	7.57	178	31773	5.28280	ppb	100
14) Fluoranthene	8.89	202	55021	5.56203	ppb	100
16) Pyrene	9.14	202	56551	5.13772	ppb	98
17) Benz (a) anthracene	10.53	228	42170	5.23352	ppb	99
18) Chrysene	10.57	228	44132	4.92634	ppb	98
19) Indeno (1,2,3-cd) pyrene	14.28	276	31655	4.89606	ppb	100
21) Benzo (b) fluoranthene	12.02	252	39729	5.41526	ppb	99
22) Benzo (k) fluoranthene	12.07	252	42182	5.02790	ppb	99
23) Benzo (a) pyrene	12.60	252	37420	5.35505	ppb	98
24) Dibenz (a,h) anthracene	14.32	278	33581	4.86022	ppb	98
25) Benzo (g,h,i) perylene	14.58	276	37301	4.96071	ppb	97

Quantitation Report


Data File : M:\KYLO\DATA\211019\1019K472.D  
Acq On : 18 Nov 21 20:38  
Sample : 5 ug/ml 10/13/21 (2)  
Misc :

Vial: 22  
Operator: LS  
Inst : KYLO  
Multiplr: 1.00

Quant Time: Nov 19 7:35 2021

Quant Results File: K1019.RES

Method : M:\KYLO\DATA\211019\K1019.M (RTE Integrator)  
Title : EPA 8270  
Last Update : Thu Nov 18 11:41:54 2021  
Response via : Initial Calibration



**ORGANICS**  
**Raw Data**

Data File : M:\KYLO\DATA\211019\1019K443.D Vial: 143  
 Acq On : 18 Nov 21 11:00 Operator: LS  
 Sample : BA46103W07 1/950 Inst : KYLO  
 Misc : Multiplr: 1.05

Quant Time: Nov 18 11:45 2021 Quant Results File: K1019.RES

Quant Method : M:\KYLO\DATA\211019\K1019.M (RTE Integrator)  
 Title : EPA 8270  
 Last Update : Thu Nov 18 11:41:54 2021  
 Response via : Initial Calibration  
 DataAcq Meth : SIM\_2

Internal Standards	R.T.	QIon	Response	Conc	Units	Dev(Min)
1) Napthalene-D8 (IS)	3.86	136	13394	2.50000	ppb	0.00
6) Acenaphthene-D10 (IS)	5.79	164	6697	2.50000	ppb	-0.07
10) Phenanthrene-D10 (IS)	7.49	188	10175	2.50000	ppb	-0.06
15) Chrysene-D12 (IS)	10.55	240	12180	2.50000	ppb	-0.07
20) Perylene-D12 (IS)	12.71	264	11355	2.50000	ppb	-0.12
System Monitoring Compounds						
3) 2-Methylnaphthalene-D10 (2)	4.59	152	30047	4.62421	ppb	0.00
Spiked Amount	5.263		Recovery	=	87.856%	
13) Fluoranthene-D10 (FRT)	8.86	212	29224	3.87830	ppb	-0.07
Spiked Amount	5.263		Recovery	=	73.682%	
Target Compounds						
5) 1-Methylnaphthalene	4.74	142	404	0.10334	ppb	Qvalue 96



Quantitation Report

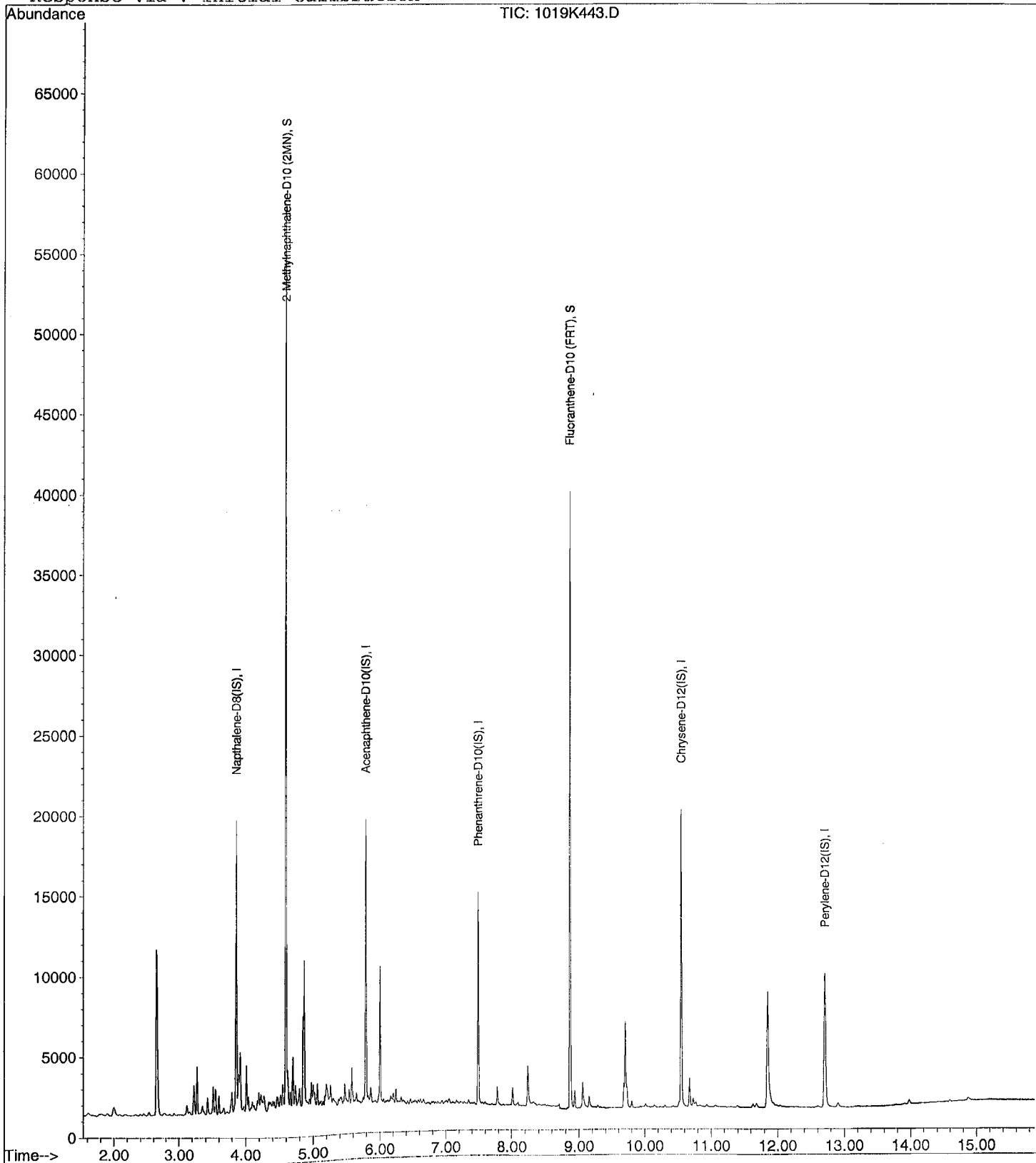
Data File : M:\KYLO\DATA\211019\1019K443.D  
Acq On : 18 Nov 21 11:00  
Sample : BA46103W07 1/950  
Misc :

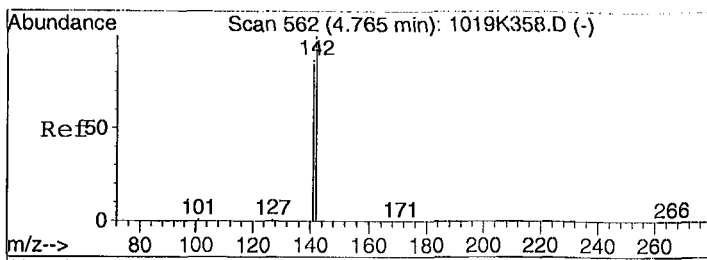
Vial: 143  
Operator: LS  
Inst : KYLO  
Multiplr: 1.05

Quant Time: Nov 18 11:45 2021

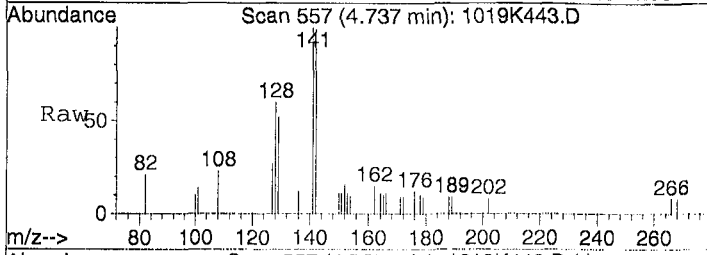
Quant Results File: K1019.RES

Method : M:\KYLO\DATA\211019\K1019.M (RTE Integrator)  
Title : EPA 8270  
Last Update : Tue Nov 30 08:16:15 2021  
Response via : Initial Calibration

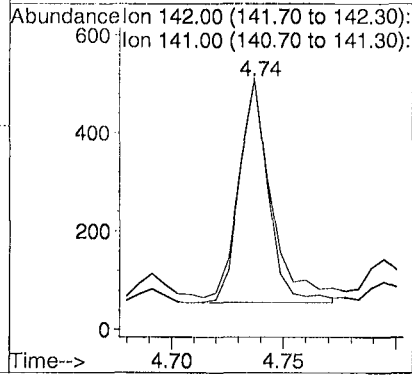
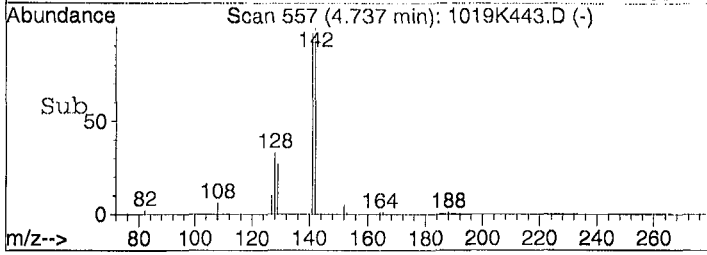




#5  
 1-Methylnaphthalene  
 Concen: 0.10334 ppb  
 RT: 4.74 min Scan# 557  
 Delta R.T. 0.00 min  
 Lab File: 1019K443.D  
 Acq: 18 Nov 21 11:00



Tgt Ion: 142 Resp: 404  
 Ion Ratio Lower Upper  
 142 100  
 141 97.1 70.7 131.3



Data File : M:\KYLO\DATA\211019\1019K444.D  
 Acq On : 18 Nov 21 11:20  
 Sample : BA46105W07 1/1050  
 Misc :

Vial: 144  
 Operator: LS  
 Inst : KYLO  
 Multiplr: 0.95

Quant Time: Nov 18 11:46 2021

Quant Results File: K1019.RES

Quant Method : M:\KYLO\DATA\211019\K1019.M (RTE Integrator)  
 Title : EPA 8270  
 Last Update : Thu Nov 18 11:41:54 2021  
 Response via : Initial Calibration  
 DataAcq Meth : SIM\_2

Internal Standards	R.T.	QIon	Response	Conc	Units	Dev(Min)
1) Napthalene-D8 (IS)	3.86	136	13776	2.50000	ppb	0.00
6) Acenaphthene-D10 (IS)	5.79	164	7188	2.50000	ppb	-0.07
10) Phenanthrene-D10 (IS)	7.49	188	10860	2.50000	ppb	-0.06
15) Chrysene-D12 (IS)	10.54	240	12769	2.50000	ppb	-0.07
20) Perylene-D12 (IS)	12.71	264	11881	2.50000	ppb	-0.12
<b>System Monitoring Compounds</b>						
3) 2-Methylnaphthalene-D10 (2)	4.59	152	28814	3.90087	ppb	0.00
Spiked Amount	4.762		Recovery	=	81.921%	
13) Fluoranthene-D10 (FRT)	8.87	212	23200	2.60993	ppb	-0.07
Spiked Amount	4.762		Recovery	=	54.810%	
<b>Target Compounds</b>						
2) Naphthalene	3.89	128	470196	62.57757	ppb	Qvalue 100
4) 2-Methylnaphthalene	4.63	142	131819	29.93412	ppb	# 65
5) 1-Methylnaphthalene	4.74	142	139126	31.30474	ppb	88

(#) = qualifier out of range (m) = manual integration

Quantitation Report


Data File : M:\KYLO\DATA\211019\1019K444.D  
Acq On : 18 Nov 21 11:20  
Sample : BA46105W07 1/1050  
Misc :

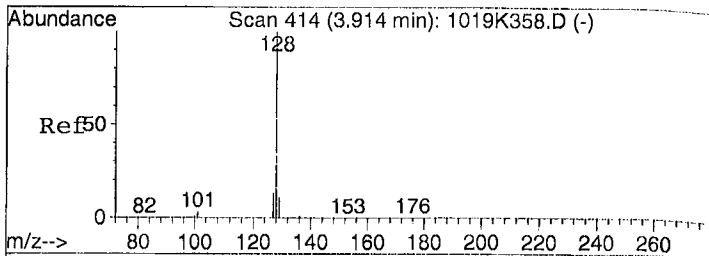
Vial: 144  
Operator: LS  
Inst : KYLO  
Multiplr: 0.95

Quant Time: Nov 18 11:46 2021

Quant Results File: K1019.RES

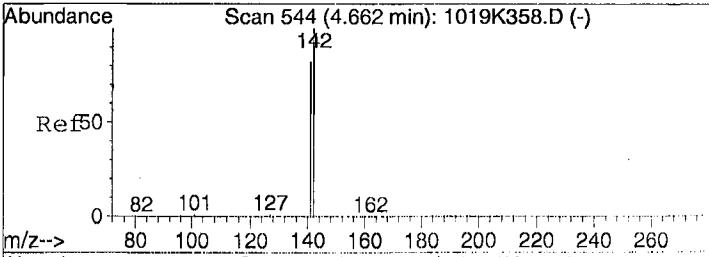
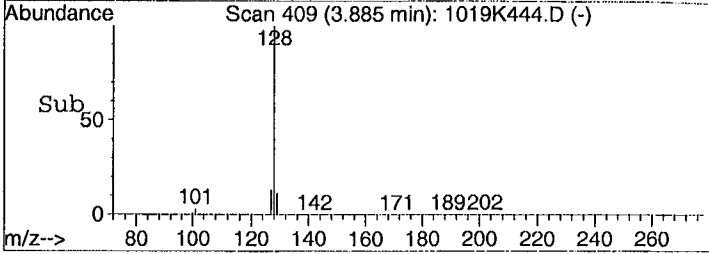
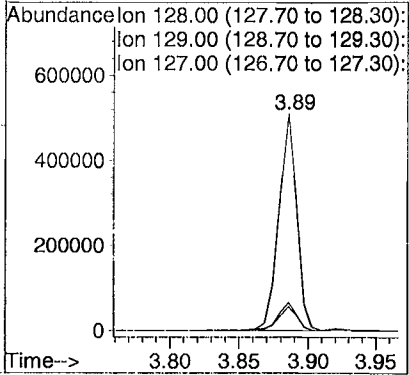
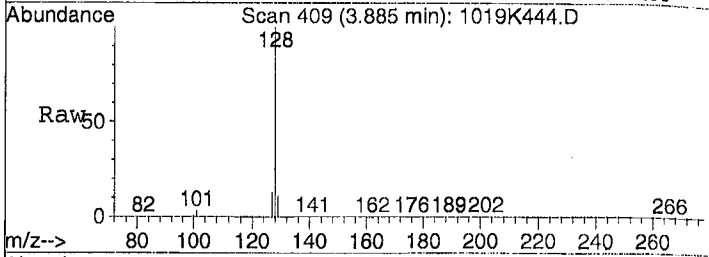
Method : M:\KYLO\DATA\211019\K1019.M (RTE Integrator)  
Title : EPA 8270  
Last Update : Tue Nov 30 08:16:15 2021  
Response via : Initial Calibration





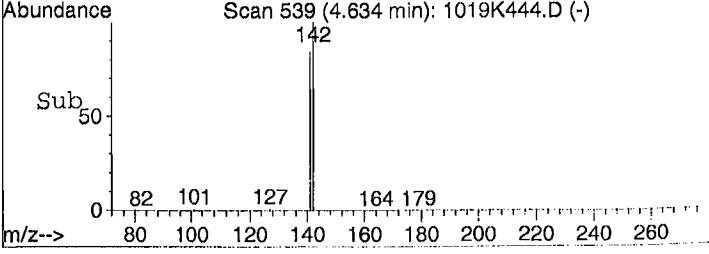
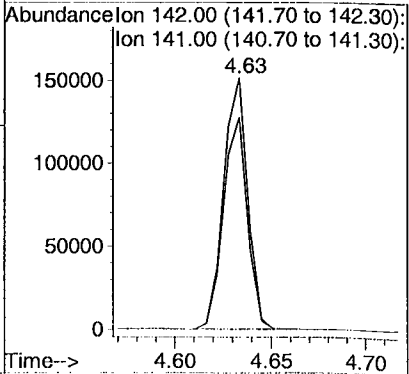
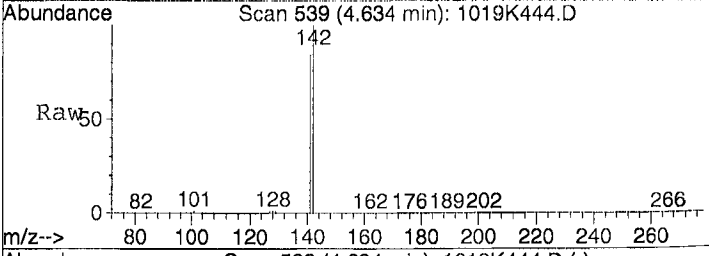
#2  
 Naphthalene  
 Concen: 62.57757 ppb  
 RT: 3.89 min Scan# 409  
 Delta R.T. -0.06 min  
 Lab File: 1019K444.D  
 Acq: 18 Nov 21 11:20

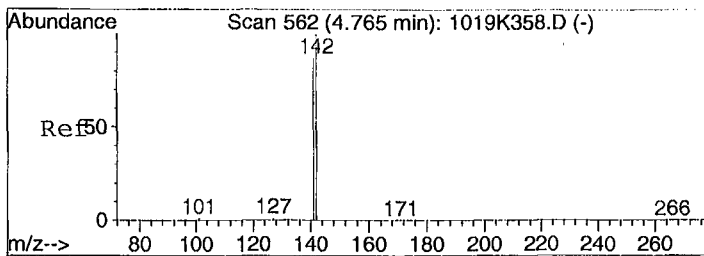
Tgt Ion	Resp	Lower	Upper
128	470196	100	
129	11.0	7.5	13.9
127	13.0	9.0	16.8



#4  
 2-Methylnaphthalene  
 Concen: 29.93412 ppb  
 RT: 4.63 min Scan# 539  
 Delta R.T. 0.01 min  
 Lab File: 1019K444.D  
 Acq: 18 Nov 21 11:20

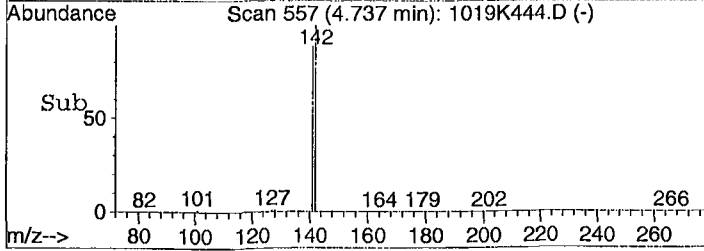
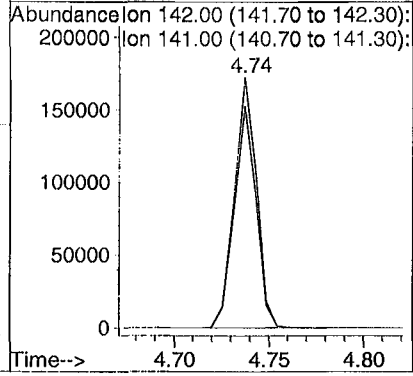
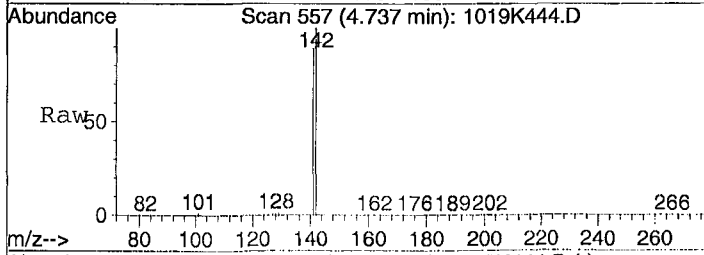
Tgt Ion	Resp	Lower	Upper
142	131819	100	
141	84.1	87.0	161.6#





#5  
 1-Methylnaphthalene  
 Concen: 31.30474 ppb  
 RT: 4.74 min Scan# 557  
 Delta R.T. 0.00 min  
 Lab File: 1019K444.D  
 Acq: 18 Nov 21 11:20

Tgt Ion:142 Resp: 139126  
 Ion Ratio Lower Upper  
 142 100  
 141 88.5 70.7 131.3



Data File : M:\KYLO\DATA\211019\1019K445.D Vial: 145  
 Acq On : 18 Nov 21 11:40 Operator: LS  
 Sample : BA46107W07 1/1030 Inst : KYLO  
 Misc : Multiplr: 0.97

Quant Time: Nov 18 14:34 2021 Quant Results File: K1019.RES

Quant Method : M:\KYLO\DATA\211019\K1019.M (RTE Integrator)  
 Title : EPA 8270  
 Last Update : Thu Nov 18 11:41:54 2021  
 Response via : Initial Calibration  
 DataAcq Meth : SIM\_2

Internal Standards	R.T.	QIon	Response	Conc	Units	Dev(Min)
1) Napthalene-D8 (IS)	3.86	136	13354	2.50000	ppb	0.00
6) Acenaphthene-D10 (IS)	5.79	164	6589	2.50000	ppb	-0.07
10) Phenanthrene-D10 (IS)	7.49	188	10183	2.50000	ppb	-0.06
15) Chrysene-D12 (IS)	10.54	240	12335	2.50000	ppb	-0.07
20) Perylene-D12 (IS)	12.71	264	11613	2.50000	ppb	-0.13

System Monitoring Compounds						
3) 2-Methylnaphthalene-D10 (2)	4.59	152	30967	4.40881	ppb	0.00
Spiked Amount	4.854		Recovery	=	90.825%	
13) Fluoranthene-D10 (FRT)	8.86	212	27589	3.37430	ppb	-0.07
Spiked Amount	4.854		Recovery	=	69.504%	

Target Compounds Qvalue

Quantitation Report

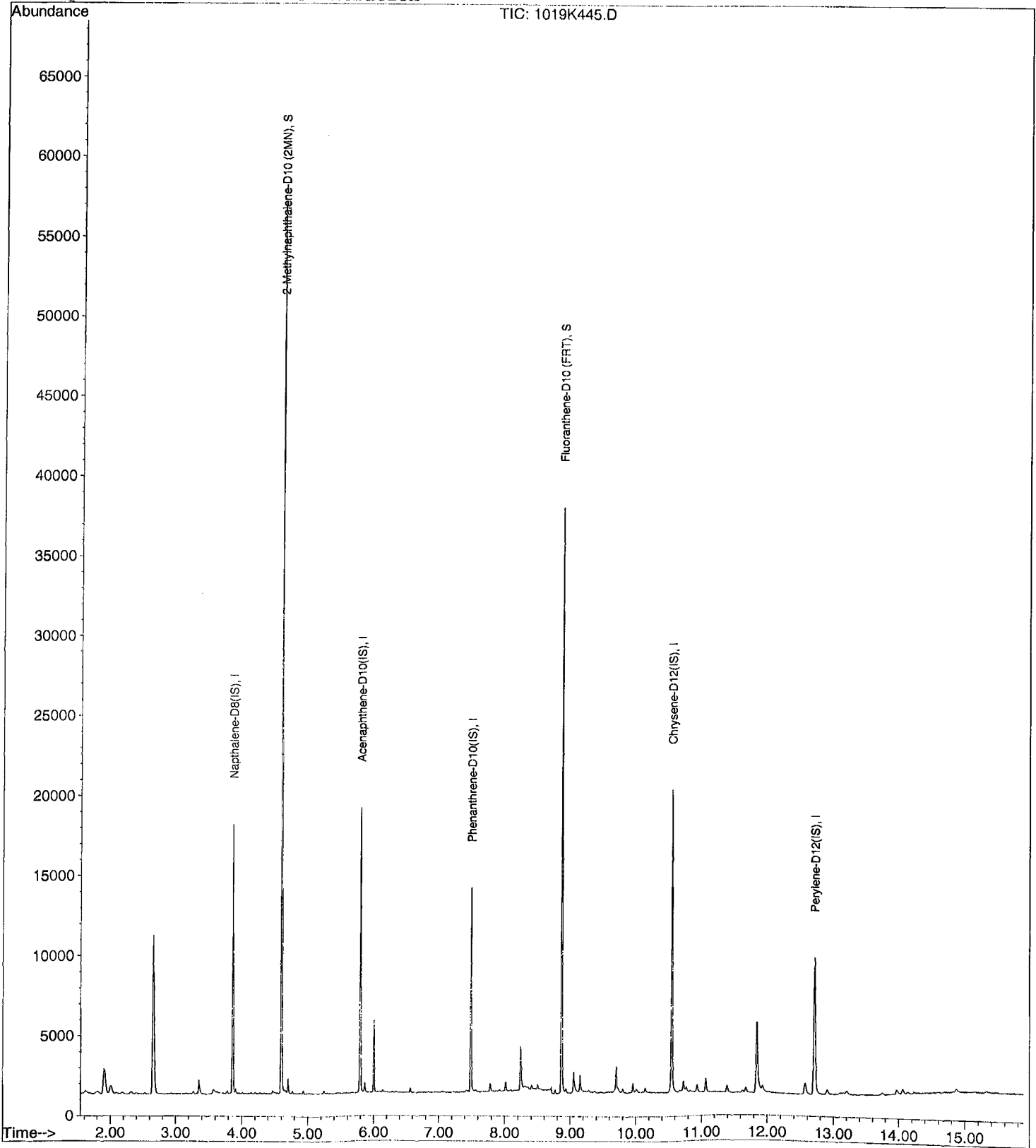
Data File : M:\KYLO\DATA\211019\1019K445.D  
Acq On : 18 Nov 21 11:40  
Sample : BA46107W07 1/1030  
Misc :

Vial: 145  
Operator: LS  
Inst : KYLO  
Multiplr: 0.97

Quant Time: Nov 18 14:34 2021

Quant Results File: K1019.RES

Method : M:\KYLO\DATA\211019\K1019.M (RTE Integrator)  
Title : EPA 8270  
Last Update : Tue Nov 30 08:16:15 2021  
Response via : Initial Calibration





Data File : M:\KYLO\DATA\211019\1019K447.D  
 Acq On : 18 Nov 21 12:20  
 Sample : BA46109W08 1/1000  
 Misc :

Vial: 147  
 Operator: LS  
 Inst : KYLO  
 Multiplr: 1.00

Quant Time: Nov 18 14:36 2021

Quant Results File: K1019.RES

Quant Method : M:\KYLO\DATA\211019\K1019.M (RTE Integrator)  
 Title : EPA 8270  
 Last Update : Thu Nov 18 11:41:54 2021  
 Response via : Initial Calibration  
 DataAcq Meth : SIM\_2

Internal Standards	R.T.	QIon	Response	Conc	Units	Dev(Min)
1) Napthalene-D8(IS)	3.86	136	13496	2.50000	ppb	0.00
6) Acenaphthene-D10(IS)	5.79	164	6652	2.50000	ppb	-0.07
10) Phenanthrene-D10(IS)	7.49	188	10052	2.50000	ppb	-0.06
15) Chrysene-D12(IS)	10.54	240	12174	2.50000	ppb	-0.07
20) Perylene-D12(IS)	12.71	264	11037	2.50000	ppb	-0.13
<b>System Monitoring Compounds</b>						
3) 2-Methylnaphthalene-D10 (2)	4.59	152	29137	4.22776	ppb	0.00
Spiked Amount	5.000		Recovery	=	84.560%	
13) Fluoranthene-D10 (FRT)	8.86	212	32835	4.19030	ppb	-0.07
Spiked Amount	5.000		Recovery	=	83.800%	

Target Compounds

Qvalue

(#) = qualifier out of range (m) = manual integration

Quantitation Report


Data File : M:\KYLO\DATA\211019\1019K447.D  
Acq On : 18 Nov 21 12:20  
Sample : BA46109W08 1/1000  
Misc :

Vial: 147  
Operator: LS  
Inst : KYLO  
Multiplr: 1.00

Quant Time: Nov 18 14:36 2021

Quant Results File: K1019.RES

Method : M:\KYLO\DATA\211019\K1019.M (RTE Integrator)  
Title : EPA 8270  
Last Update : Tue Nov 30 08:16:15 2021  
Response via : Initial Calibration



Data File : M:\KYLO\DATA\211019\1019K438.D Vial: 138  
 Acq On : 18 Nov 21 9:21 Operator: LS  
 Sample : 211115A BLK 1/1000 Inst : KYLO  
 Misc : Multiplr: 1.00

Quant Time: Nov 18 9:40 2021 Quant Results File: K1019.RES

Quant Method : M:\KYLO\DATA\211019\K1019.M (RTE Integrator)  
 Title : EPA 8270  
 Last Update : Thu Nov 18 09:39:15 2021  
 Response via : Initial Calibration  
 DataAcq Meth : SIM\_2

Internal Standards	R.T.	QIon	Response	Conc	Units	Dev(Min)
1) Napthalene-D8 (IS)	3.86	136	12866	2.50000	ppb	0.00
6) Acenaphthene-D10 (IS)	5.79	164	6185	2.50000	ppb	-0.07
10) Phenanthrene-D10 (IS)	7.49	188	9328	2.50000	ppb	-0.06
15) Chrysene-D12 (IS)	10.55	240	11283	2.50000	ppb	-0.07
20) Perylene-D12 (IS)	12.71	264	10568	2.50000	ppb	-0.12
System Monitoring Compounds						
3) 2-Methylnaphthalene-D10 (2)	4.59	152	28143	4.28349	ppb	-0.06
Spiked Amount	5.000		Recovery	=	85.660%	
13) Fluoranthene-D10 (FRT)	8.87	212	36877	5.07140	ppb	-0.07
Spiked Amount	5.000		Recovery	=	101.420%	
Target Compounds						Qvalue


Data File : M:\KYLO\DATA\211019\1019K438.D  
Acq On : 18 Nov 21 9:21  
Sample : 211115A BLK 1/1000  
Misc :

Vial: 138  
Operator: LS  
Inst : KYLO  
Multiplr: 1.00

Quant Time: Nov 18 9:40 2021

Quant Results File: K1019.RES

Method : M:\KYLO\DATA\211019\K1019.M (RTE Integrator)  
Title : EPA 8270  
Last Update : Tue Nov 30 08:16:15 2021  
Response via : Initial Calibration



Data File : M:\KYLO\DATA\211019\1019K439.D  
 Acq On : 18 Nov 21 9:40  
 Sample : 211115A LCS-1 1/1000  
 Misc :

Vial: 139  
 Operator: LS  
 Inst : KYLO  
 Multiplr: 1.00

Quant Time: Nov 18 10:00 2021

Quant Results File: K1019.RES

Quant Method : M:\KYLO\DATA\211019\K1019.M (RTE Integrator)  
 Title : EPA 8270  
 Last Update : Thu Nov 18 10:00:46 2021  
 Response via : Initial Calibration  
 DataAcq Meth : SIM\_2

Internal Standards	R.T.	QIon	Response	Conc	Units	Dev(Min)
1) Napthalene-D8 (IS)	3.86	136	12352	2.50000	ppb	0.00
6) Acenaphthene-D10 (IS)	5.79	164	6114	2.50000	ppb	-0.07
10) Phenanthrene-D10 (IS)	7.49	188	9269	2.50000	ppb	-0.06
15) Chrysene-D12 (IS)	10.54	240	11195	2.50000	ppb	-0.07
20) Perylene-D12 (IS)	12.71	264	10472	2.50000	ppb	-0.13
System Monitoring Compounds						
3) 2-Methylnaphthalene-D10 (2)	4.59	152	28469	4.51342	ppb	-0.06
Spiked Amount	5.000		Recovery	=	90.260%	
13) Fluoranthene-D10 (FRT)	8.86	212	36454	5.04513	ppb	-0.07
Spiked Amount	5.000		Recovery	=	100.900%	
Target Compounds						
						Qvalue
2) Napthalene	3.88	128	25551	3.98220	ppb	100
4) 2-Methylnaphthalene	4.63	142	15297	4.06790	ppb	100
5) 1-Methylnaphthalene	4.74	142	15329	4.03916	ppb	100
7) Acenaphthylene	5.63	152	52725	4.16549	ppb	99
8) Acenaphthene	5.83	154	13708	4.08878	ppb	98
9) Fluorene	6.42	166	16036	4.12766	ppb	98
11) Phenanthrene	7.52	178	21413	4.19784	ppb	100
12) Anthracene	7.57	178	20044	4.16033	ppb	100
14) Fluoranthene	8.89	202	34932	4.40825	ppb	100
16) Pyrene	9.14	202	35938	4.19274	ppb	100
17) Benz (a) anthracene	10.53	228	27124	4.32273	ppb	99
18) Chrysene	10.57	228	28289	4.05511	ppb	99
19) Indeno (1,2,3-cd) pyrene	14.28	276	20381	4.08091	ppb	95
21) Benzo (b) fluoranthene	12.03	252	25973	4.40401	ppb	99
22) Benzo (k) fluoranthene	12.08	252	27675	4.10357	ppb	99
23) Benzo (a) pyrene	12.60	252	23366	4.15967	ppb	99
24) Dibenz (a,h) anthracene	14.32	278	22654	4.07870	ppb	96
25) Benzo (g,h,i) perylene	14.59	276	24558	4.06286	ppb	99

(#) = qualifier out of range (m) = manual integration  
 1019K439.D K1019.M Tue Nov 30 12:36:27 2021


Data File : M:\KYLO\DATA\211019\1019K439.D  
Acq On : 18 Nov 21 9:40  
Sample : 211115A LCS-1 1/1000  
Misc :

Vial: 139  
Operator: LS  
Inst : KYLO  
Multiplr: 1.00

Quant Time: Nov 18 10:00 2021

Quant Results File: K1019.RES

Method : M:\KYLO\DATA\211019\K1019.M (RTE Integrator)  
Title : EPA 8270  
Last Update : Tue Nov 30 08:16:15 2021  
Response via : Initial Calibration



Data File : M:\KYLO\DATA\211019\1019K440.D Vial: 140  
 Acq On : 18 Nov 21 10:00 Operator: LS  
 Sample : 211115A LCSD-1 1/1000 Inst : KYLO  
 Misc : Multiplr: 1.00

Quant Time: Nov 18 10:20 2021 Quant Results File: K1019.RES

Quant Method : M:\KYLO\DATA\211019\K1019.M (RTE Integrator)  
 Title : EPA 8270  
 Last Update : Thu Nov 18 10:00:46 2021  
 Response via : Initial Calibration  
 DataAcq Meth : SIM\_2

Internal Standards	R.T.	QIon	Response	Conc	Units	Dev(Min)
1) Naphthalene-D8 (IS)	3.86	136	12851	2.50000	ppb	0.00
6) Acenaphthene-D10 (IS)	5.79	164	6340	2.50000	ppb	-0.07
10) Phenanthrene-D10 (IS)	7.49	188	9491	2.50000	ppb	-0.06
15) Chrysene-D12 (IS)	10.54	240	11677	2.50000	ppb	-0.07
20) Perylene-D12 (IS)	12.71	264	10742	2.50000	ppb	-0.12
<b>System Monitoring Compounds</b>						
3) 2-Methylnaphthalene-D10 (2)	4.59	152	28986	4.41695	ppb	-0.06
Spiked Amount	5.000		Recovery	=	88.340%	
13) Fluoranthene-D10 (FRT)	8.86	212	35741	4.83076	ppb	-0.07
Spiked Amount	5.000		Recovery	=	96.620%	
<b>Target Compounds</b>						
						Qvalue
2) Naphthalene	3.89	128	24264	3.63478	ppb	99
4) 2-Methylnaphthalene	4.63	142	14516	3.71032	ppb	99
5) 1-Methylnaphthalene	4.74	142	14431	3.65489	ppb	100
7) Acenaphthylene	5.63	152	49233	3.75096	ppb	99
8) Acenaphthene	5.83	154	12617	3.62921	ppb	99
9) Fluorene	6.42	166	14885	3.69482	ppb	98
11) Phenanthrene	7.52	178	19739	3.77915	ppb	100
12) Anthracene	7.57	178	18321	3.71376	ppb	100
14) Fluoranthene	8.89	202	32001	3.94391	ppb	99
16) Pyrene	9.14	202	32634	3.65012	ppb	99
17) Benz (a) anthracene	10.53	228	24722	3.77729	ppb	99
18) Chrysene	10.57	228	25985	3.57109	ppb	99
19) Indeno (1,2,3-cd) pyrene	14.28	276	18574	3.58954	ppb	# 94
21) Benzo (b) fluoranthene	12.02	252	23909	3.95214	ppb	97
22) Benzo (k) fluoranthene	12.07	252	25463	3.68068	ppb	99
23) Benzo (a) pyrene	12.60	252	21595	3.74776	ppb	99
24) Dibenz (a,h) anthracene	14.32	278	19960	3.50334	ppb	96
25) Benzo (g,h,i) perylene	14.58	276	22408	3.61398	ppb	95

(#) = qualifier out of range (m) = manual integration  
 1019K440.D K1019.M Tue Nov 30 12:36:31 2021


Data File : M:\KYLO\DATA\211019\1019K440.D  
Acq On : 18 Nov 21 10:00  
Sample : 211115A LCSD-1 1/1000  
Misc :

Vial: 140  
Operator: LS  
Inst : KYLO  
Multiplr: 1.00

Quant Time: Nov 18 10:20 2021

Quant Results File: K1019.RES

Method : M:\KYLO\DATA\211019\K1019.M (RTE Integrator)  
Title : EPA 8270  
Last Update : Tue Nov 30 08:16:15 2021  
Response via : Initial Calibration



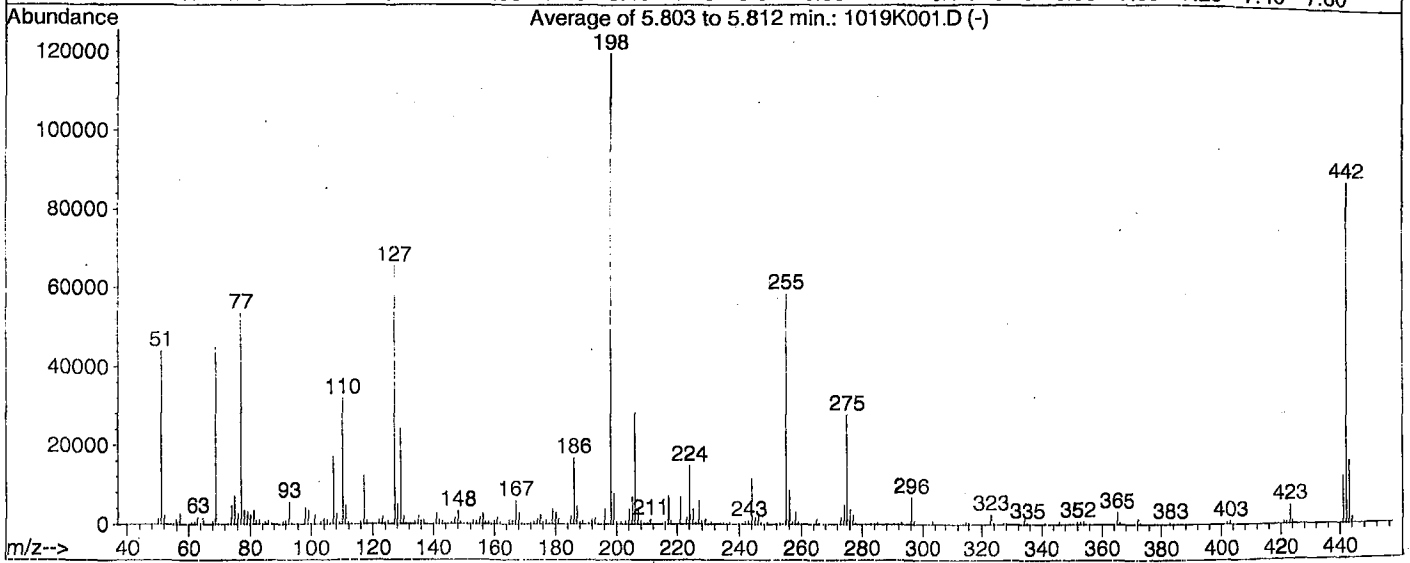
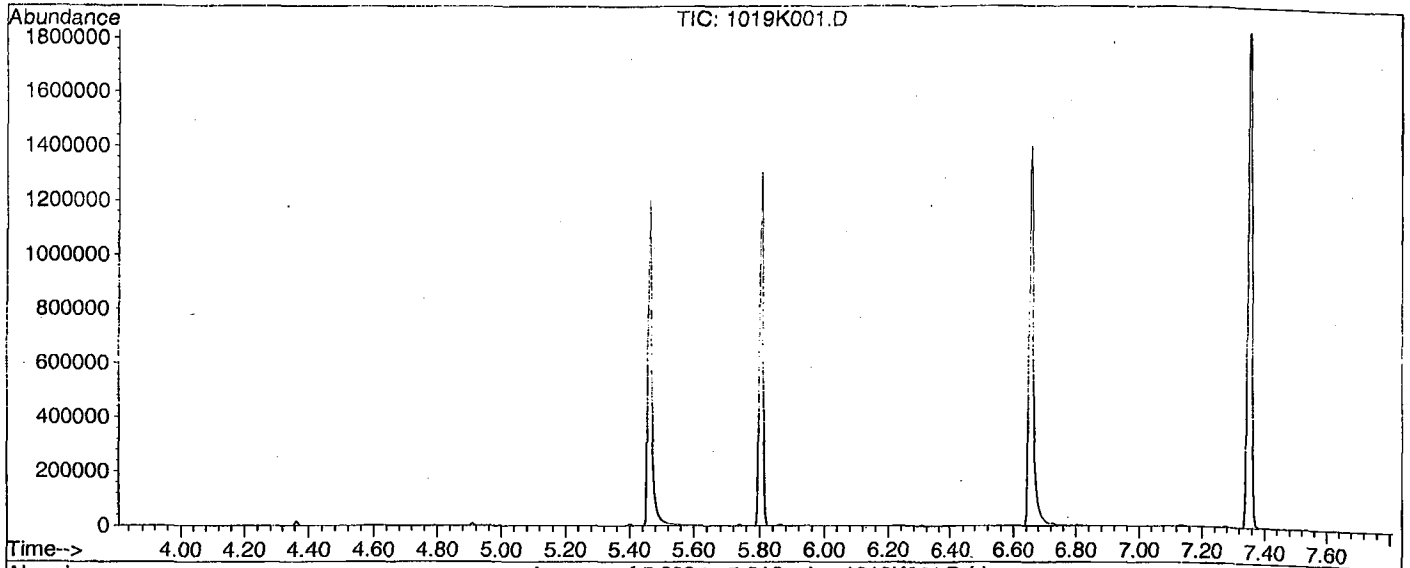


DFTPP

Data File : M:\KYLO\DATA\211019\1019K001.D  
 Acq On : 19 Oct 21 13:58  
 Sample : SV TUNE 7/2/21  
 Misc :

Vial: 1  
 Operator: LS  
 Inst : KYLO  
 Multiplr: 1.00

Method : M:\KYLO\DATA\211019\DFTPP2.M (Chemstation Integrator)  
 Title :



AutoFind: Scans 476, 477, 478; Background Corrected with Scan 470

Target Mass	Rel. to Mass	Lower Limit%	Upper Limit%	Rel. Abn%	Raw Abn	Result Pass/Fail
51	198	10	80	36.8	44033	PASS
68	69	0.00	2	1.7	772	PASS
70	69	0.00	2	0.4	170	PASS
127	198	10	80	54.6	65376	PASS
197	198	0.00	2	0.2	185	PASS
198	198	100	100	100.0	119640	PASS
199	198	5	9	6.5	7734	PASS
275	198	10	60	23.2	27808	PASS
365	198	1	100	2.5	3043	PASS
441	442	0.01	24	13.9	12169	PASS
442	198	50	500	73.4	87760	PASS
443	442	15	24	18.4	16149	PASS

Data File Name: 1019K001.D  
Data File Path: M:\KYLO\DATA\211019\  
Operator: LS  
Date Acquired: 19 Oct 2021 13:58  
Method File: DFTPP2.M  
Sample Name: SV TUNE 7/2/21  
Vial Number: 1  
Instrument Name: KYLO

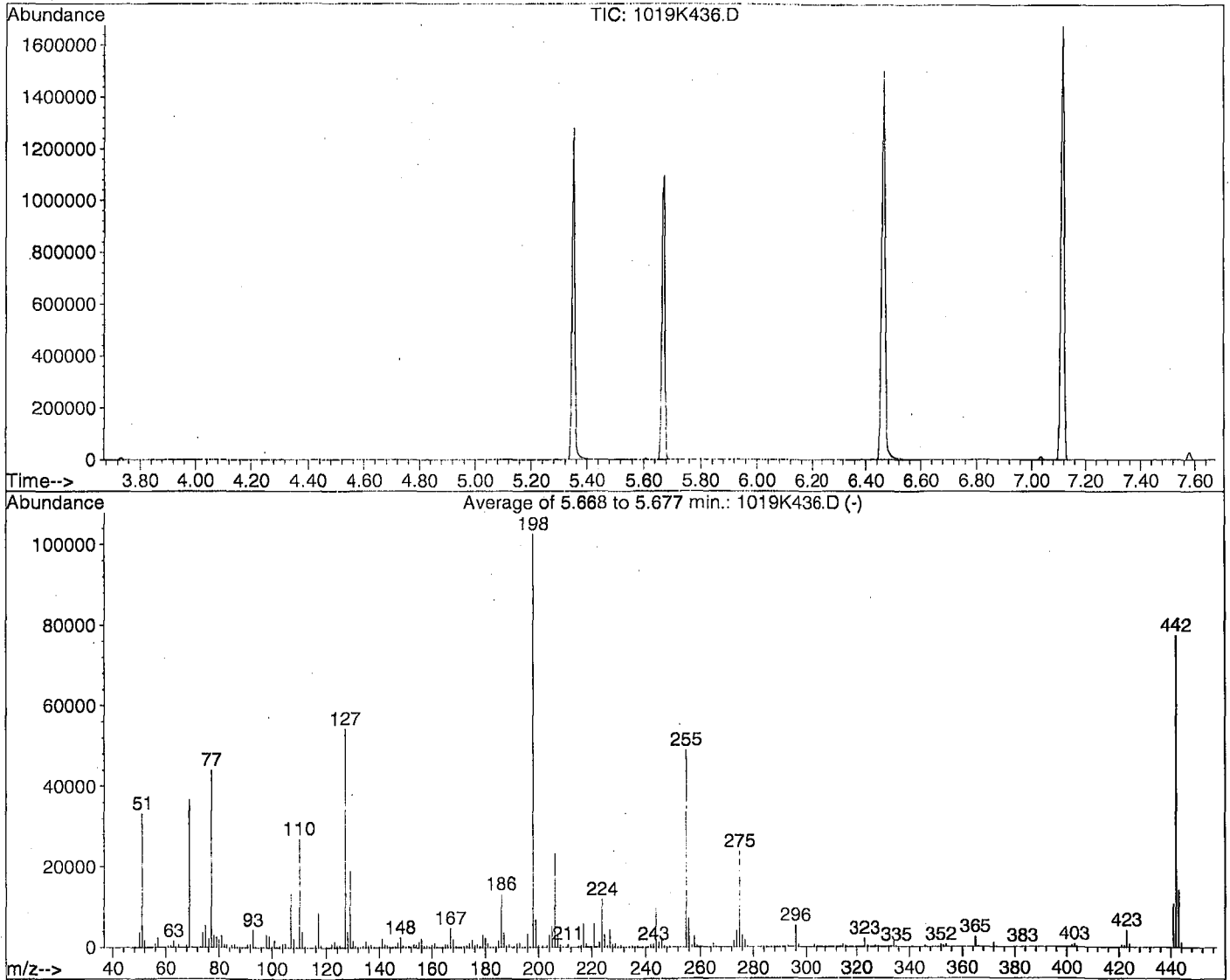
#	Name	Ret Time	Target Response
1)	DDT	7.36	16763500
2)	DDD	7.13	0
3)	DDE	6.80	0

Breakdown 0.00

Data File : M:\KYLO\DATA\211019\1019K436.D  
 Acq On : 18 Nov 21 8:49  
 Sample : SV TUNE 7/2/21  
 Misc :

Vial: 136  
 Operator: LS  
 Inst : KYLO  
 Multiplr: 1.00

Method : M:\KYLO\DATA\211019\K1019.M (RTE Integrator)  
 Title : EPA 8270



AutoFind: Scans 447, 448, 449; Background Corrected with Scan 441

Target Mass	Rel. to Mass	Lower Limit%	Upper Limit%	Rel. Abn%	Raw Abn	Result Pass/Fail
51	198	10	80	32.3	33215	PASS
68	69	0.00	2	1.5	562	PASS
70	69	0.00	2	0.5	189	PASS
127	198	10	80	52.8	54210	PASS
197	198	0.00	2	0.3	333	PASS
198	198	100	100	100.0	102699	PASS
199	198	5	9	6.7	6887	PASS
275	198	10	60	23.0	23627	PASS
365	198	1	100	2.4	2468	PASS
441	442	0.01	24	13.9	10754	PASS
442	198	50	500	75.4	77456	PASS
443	442	15	24	18.2	14130	PASS

Data File Name: 1019K436.D  
Data File Path: M:\KYLO\DATA\211019\  
Operator: LS  
Date Acquired: 18 Nov 2021 08:49  
Method File: DFTPP2.M  
Sample Name: SV TUNE 7/2/21  
Vial Number: 136  
Instrument Name: KYLO

#	Name	Ret Time	Target Response
1)	DDT	7.12	13432000
2)	DDD	6.78	0
3)	DDE	6.57	0

Breakdown 0.00

Name of Final Standard

SIM Curve

Prep'd By (Initials)

LS

Prep Date

10/13/2021

Exp Date

6/17/2022

Initial Standard Information						Final Standard Information			
Name of Initial Standard (from container Label)	Supplier	Supplier P/N# (or APPL Mix Name)	Conc. (range)	Lot # with QA # (or reference to APPL prep date)	Exp Date	Aliquot from Stock	Final Volume	Final Solvent + Lot# (or APPL Prep Date)	Final Standard Conc (range)
1.0 ug/mL SIM	APPL	1.0 ug/mL SIM	1.0 ug/mL	9/9/2021	6/17/2022	10 uL	100uL	MC 61117 90uL	0.1 ug/mL
SIM Internal Standard	APPL	SIM Internal Standard	125 ug/mL	6/17/2021	6/17/2022	2 uL	*	*	2.5ug/mL
1.0 ug/mL SIM	APPL	1.0 ug/mL SIM	1.0 ug/mL	9/9/2021	6/17/2022	20 uL	100uL	MC 61117 80uL	0.2 ug/mL
SIM Internal Standard	APPL	SIM Internal Standard	125 ug/mL	6/17/2021	6/17/2022	2 uL	*	*	2.5ug/mL
5.0 ug/mL SIM	APPL	5.0 ug/mL SIM	5.0 ug/mL	9/9/2021	6/17/2022	10 uL	100uL	MC 61117 90uL	0.5 ug/mL
SIM Internal Standard	APPL	SIM Internal Standard	125 ug/mL	6/17/2021	6/17/2022	2 uL	*	*	2.5ug/mL
5.0 ug/mL SIM	APPL	5.0 ug/mL SIM	5.0 ug/mL	9/9/2021	6/17/2022	20 uL	100uL	MC 61117 80 uL	1.0 ug/mL
SIM Internal Standard	APPL	SIM Internal Standard	125 ug/mL	6/17/2021	6/17/2022	2 uL	*	*	2.5ug/mL
SIM STOCK	APPL	SIM STOCK	200 ug/mL	6/17/2021	6/17/2022	5 uL	200uL	MC 61117 190 uL	5.0 ug/mL
SIM SURROGATE	APPL	SIM SURR	100 ug/mL	6/17/2021	6/17/2022	5 uL	*	*	2.5ug/mL
SIM Internal Standard	APPL	SIM Internal Standard	125 ug/mL	6/17/2021	6/17/2022	4 uL	*	*	2.5ug/mL
SIM STOCK	APPL	SIM STOCK	200 ug/mL	6/17/2021	6/17/2022	5 uL	100 uL	MC 61117 90 uL	10 ug/mL
SIM SURROGATE	APPL	SIM SURR	100 ug/mL	6/17/2021	6/17/2022	5 uL	*	*	5 ug/mL
SIM Internal Standard	APPL	SIM Internal Standard	125 ug/mL	6/17/2021	6/17/2022	2 uL	*	*	2.5ug/mL
SIM STOCK	APPL	SIM STOCK	200 ug/mL	6/17/2021	6/17/2022	25 uL	100uL	MC 61117 50 uL	50 ug/mL
SIM SURROGATE	APPL	SIM SURR	100 ug/mL	6/17/2021	6/17/2022	25 uL	*	*	25 ug/mL
SIM Internal Standard	APPL	SIM Internal Standard	125 ug/mL	6/17/2021	6/17/2022	2 uL	*	*	2.5ug/mL
SIM STOCK	APPL	SIM STOCK	200 ug/mL	6/17/2021	6/17/2022	50 uL	100uL	na	100 ug/mL
SIM SURROGATE	APPL	SIM SURR	100 ug/mL	6/17/2021	6/17/2022	50 uL	*	*	50 ug/mL
SIM Internal Standard	APPL	SIM Internal Standard	125 ug/mL	6/17/2021	6/17/2022	2 uL	*	*	2.5ug/mL

Name of Final Standard

8270 PAH SIM Second Source

Prep'd By (Initials)

LS

Prep Date

10/13/2021

Exp Date

6/17/2022

Initial Standard Information						Final Standard Information			
Name of Initial Standard (from container Label)	Supplier	Supplier P/N# (or APPL Mix Name)	Conc. (range)	Lot # with QA # (or reference to APPL prep date)	Exp Date	Aliquot from Stock	Final Volume	Final Solvent + Lot# (or APPL Prep Date)	Final Standard Conc (range)
PAH SIM SS Stock	Phenova	AL0-130490	200 ug/mL	6/17/2021	6/17/2022	5 uL	200uL	MC 61117 195uL	5 ug/mL
SIM Internal Standard	APPL	SIM Internal Standard	125 ug/mL	6/17/2021	6/17/2022	4 uL	*	*	2.5ug/mL

Name of Final Standard PAH SIM Stock (Ampule)  
 Prep Date 6/17/2021  
 Exp Date 6/17/2022

Prep'd By (Initials) LS

Initial Standard Information						Final Standard Information			
Name of Initial Standard (from container Label)	Supplier	Supplier P/N# (or APPL Mix Name)	Conc.(range)	Lot # with QA # (or reference to APPL prep date)	Exp Date	Aliquot from Stock	Final Volume	Final Solvent + Lot# (or APPL Prep Date)	Final Standard Conc (range)
Custom PAH SIM Mix	Phenova	ALO-130490	200 ug/mL	CL13121-52443	12/31/2022	1000 uL	1mL	NA	200 ug/mL

Name of Final Standard SIM Surrogate  
 Prep Date 6/17/2021  
 Exp Date 6/17/2022

Prep'd By (Initials) LS

Initial Standard Information						Final Standard Information			
Name of Initial Standard (from container Label)	Supplier	Supplier P/N# (or APPL Mix Name)	Conc.(range)	Lot # with QA # (or reference to APPL prep date)	Exp Date	Aliquot from Stock	Final Volume	Final Solvent + Lot# (or APPL Prep Date)	Final Standard Conc (range)
Sim Surrogate Deuterated	Restek	33913	2000 ug/mL	A0161454-50793	5/31/2026	1 mL	20 mL	Acetone #0246130	100 ug/mL

Name of Final Standard 8270 SIM PAH Internal Standard  
 Prep Date 6/17/2021  
 Exp Date 6/17/2022

Prep'd By (Initials) LS

Initial Standard Information						Final Standard Information			
Name of Initial Standard (from container Label)	Supplier	Supplier P/N# (or APPL Mix Name)	Conc.(range)	Lot # with QA # (or reference to APPL prep date)	Exp Date	Aliquot from Stock	Final Volume	Final Solvent + Lot# (or APPL Prep Date)	Final Standard Conc (range)
SV Internal Standard	Restek	31206	2000 ug/mL	A0162879-50593	6/30/2026	625uL	10mL	MC 60338	125 ug/mL

Name of Final Standard SIM SS Stock (Ampule second source)  
 Prep Date 6/17/2021  
 Exp Date 6/17/2022

Prep'd By LS

Initial Standard Information						Final Standard Information			
Name of Initial Standard (from container Label)	Supplier	Supplier P/N# (or APPL Mix Name)	Conc.(range)	Lot # with QA # (or reference to APPL prep date)	Exp Date	Aliquot from Stock	Final Volume	Final Solvent + Lot# (or APPL Prep Date)	Final Standard Conc (range)
Custom PAH SIM Mix	Phenova	ALO-130490	200 ug/mL	CL13117-51757	12/31/2022	1000 uL	1mL	NA	200 ug/mL

Name of Final Standard PAH SIM Stock (Ampule)  
 Prep Date 6/17/2021  
 Exp Date 6/17/2022

Prep'd By (Initials) LS

Initial Standard Information					Final Standard Information				
Name of Initial Standard (from container Label)	Supplier	Supplier P/N# (or APPL Mix Name)	Conc.(range)	Lot # with QA # (or reference to APPL prep date)	Exp Date	Aliquot from Stock	Final Volume	Final Solvent + Lot# (or APPL Prep Date)	Final Standard Conc (range)
Custom PAH SIM Mix	Phenova	ALO-130490	200 ug/mL	CL13121-52443	12/31/2022	1000 uL	1mL	NA	200 ug/mL

Name of Final Standard SIM Surrogate  
 Prep Date 6/17/2021  
 Exp Date 6/17/2022

Prep'd By (Initials) LS

Initial Standard Information					Final Standard Information				
Name of Initial Standard (from container Label)	Supplier	Supplier P/N# (or APPL Mix Name)	Conc.(range)	Lot # with QA # (or reference to APPL prep date)	Exp Date	Aliquot from Stock	Final Volume	Final Solvent + Lot# (or APPL Prep Date)	Final Standard Conc (range)
Sim Surrogate Deuterated	Restek	33913	2000 ug/mL	A0161454-50793	5/31/2026	1 mL	20 mL	Acetone #0246130	100 ug/mL

Name of Final Standard 8270 SIM PAH Internal Standard  
 Prep Date 6/17/2021  
 Exp Date 6/17/2022

Prep'd By (Initials) LS

Initial Standard Information					Final Standard Information				
Name of Initial Standard (from container Label)	Supplier	Supplier P/N# (or APPL Mix Name)	Conc.(range)	Lot # with QA # (or reference to APPL prep date)	Exp Date	Aliquot from Stock	Final Volume	Final Solvent + Lot# (or APPL Prep Date)	Final Standard Conc (range)
SV Internal Standard	Restek	31206	2000 ug/mL	A0162879-50593	6/30/2026	625uL	10mL	MC 60338	125 ug/mL

Name of Final Standard SIM SS Stock (Ampule second source)  
 Prep Date 6/17/2021  
 Exp Date 6/17/2022

Prep'd By LS

Initial Standard Information					Final Standard Information				
Name of Initial Standard (from container Label)	Supplier	Supplier P/N# (or APPL Mix Name)	Conc.(range)	Lot # with QA # (or reference to APPL prep date)	Exp Date	Aliquot from Stock	Final Volume	Final Solvent + Lot# (or APPL Prep Date)	Final Standard Conc (range)
Custom PAH SIM Mix	Phenova	ALO-130490	200 ug/mL	CL13117-51757	12/31/2022	1000 uL	1mL	NA	200 ug/mL

Name of Final Standard 5 SIM CCV (2x)  
 Prep Date 10/19/2021  
 Exp Date 6/17/2022

Prep'd By (Initials) LS

Initial Standard Information						Final Standard Information			
Name of Initial Standard (from container Label)	Supplier	Supplier P/N# (or APPL Mix Name)	Conc.(range)	Lot # with QA # (or reference to APPL prep date)	Exp Date	Aliquot from Stock	Final Volume	Final Solvent + Lot# (or APPL Prep Date)	Final Standard Conc (range)
SIM STOCK	APPL	SIM STOCK	200 ug/mL	6/17/2021	12/31/2022	5 uL	200uL	MC 61117 190 uL	5.0 ug/mL
SIM SURROGATE	APPL	SIM SURR	100 ug/mL	6/17/2021	5/31/2026	5 uL	*	*	2.5ug/mL
SIM Internal Standard	APPL	SIM Internal Standard	125 ug/mL	6/17/2021	6/30/2026	4 uL	*	*	2.5ug/mL



Name of Final Standard SIM Surrogate  
 Prep Date 9/21/2021  
 Exp Date 9/21/2022

Prep'd By (Initials) LS/C

Initial Standard Information						Final Standard Information			
Name of Initial Standard (from container Label)	Supplier	Supplier P/N# (or APPL Mix Name)	Conc.(range)	Lot # with QA # (or reference to APPL prep date)	Exp Date	Aliquot from Stock	Final Volume	Final Solvent + Lot# (or APPL Prep Date)	Final Standard Conc (range)
Sim Surrogate Deuterated	Restek	33913	2000 ug/mL	A0173323-S2639	5/31/2027	1 mL	20 mL	Acetone #0246130	100 ug/mL

Name of Final Standard SIM Surrogate  
 Prep Date 8/24/2021  
 Exp Date 8/24/2022

Prep'd By (Initials) LS

Initial Standard Information						Final Standard Information			
Name of Initial Standard (from container Label)	Supplier	Supplier P/N# (or APPL Mix Name)	Conc.(range)	Lot # with QA #.(or reference to APPL prep date)	Exp Date	Aliquot from Stock	Final Volume	Final Solvent + Lot# (or APPL Prep Date)	Final Standard Conc (range)
Sim Surrogate Deuterated	Restek	33913	2000 ug/mL	A0173323-52640	5/31/2027	1 mL	20 mL	Acetone #0246130	100 ug/mL

**Name of Final Standard**                      **SIM Spike**  
**Prep Date**                                      **8/5/2021**  
**Exp Date**                                        **5/28/2022**

**Prep'd By (Initials)**                      **LS**

Initial Standard Information						Final Standard Information			
Name of Initial Standard (from container Label)	Supplier	Supplier P/N# (or APPL Mix Name)	Conc.(range)	Lot # with QA # (or reference to APPL prep date)	Exp Date	Aliquot from Stock	Final Volume	Final Solvent + Lot# (or APPL Prep Date)	Final Standard Conc (range)
Custom PAH Sim Mix	Phenova	AL0-130490	200 ug/mL	CL13121- 50766,50767,50771,52444,52 445	5/28/2022	5 mL	25 mL	Acetone 0246130	40 ug/mL

Name of Final Standard 5 SIM CCV (2x)  
 Prep Date 10/19/2021  
 Exp Date 6/17/2022

Prep'd By (Initials) LS

Initial Standard Information						Final Standard Information			
Name of Initial Standard (from container Label)	Supplier	Supplier P/N# (or APPL Mix Name)	Conc.(range)	Lot # with QA # (or reference to APPL prep date)	Exp Date	Aliquot from Stock	Final Volume	Final Solvent + Lot# (or APPL Prep Date)	Final Standard Conc (range)
SIM STOCK	APPL	SIM STOCK	200 ug/mL	6/17/2021	12/31/2022	5 uL	200uL	MC 61117 190 uL	5.0 ug/mL
SIM SURROGATE	APPL	SIM SURR	100 ug/mL	6/17/2021	5/31/2026	5 uL	*	*	2.5ug/mL
SIM Internal Standard	APPL	SIM Internal Standard	125 ug/mL	6/17/2021	6/30/2026	4 uL	*	*	2.5ug/mL

Name of Final Standard **SIM Surrogate**  
 Prep Date 8/24/2021  
 Exp Date 8/24/2022

Prep'd By (Initials) LS

Initial Standard Information						Final Standard Information			
Name of Initial Standard (from container Label)	Supplier	Supplier P/N# (or APPL Mix Name)	Conc.(range)	Lot # with QA # (or reference to APPL prep date)	Exp Date	Aliquot from Stock	Final Volume	Final Solvent + Lot# (or APPL Prep Date)	Final Standard Conc (range)
Sim Surrogate Deuterated	Restek	33913	2000 ug/mL	A0173323-52640	5/31/2027	1 mL	20 mL	Acetone #0246130	100 ug/mL

Name of Final Standard SIM Surrogate  
 Prep Date 9/21/2021  
 Exp Date 9/21/2022

Prep'd By (Initials) LS/C

Initial Standard Information						Final Standard Information			
Name of Initial Standard (from container Label)	Supplier	Supplier P/N# (or APPL Mix Name)	Conc.(range)	Lot # with QA # (or reference to APPL prep date)	Exp Date	Aliquot from Stock	Final Volume	Final Solvent + Lot# (or APPL Prep Date)	Final Standard Conc (range)
Sim Surrogate Deuterated	Restek	33913	2000 ug/ml.	A0173323-52639	5/31/2027	1 mL	20 mL	Acetone #0246130	100 ug/mL

# Organic Extraction Worksheet

<b>Method</b>	Continuous Liquid/Liquid SVOC 3520C	<b>Extraction Set</b>	211115A	<b>Extraction Method</b>	LIQ003	<b>Units</b>	mL
Spiked ID 1	Sim Spike 10-21-21 10-21-22	Surrogate ID 1	SIM Surrogate 10-21-21 10-21-22				
Spiked ID 2		Surrogate ID 2					
Spiked ID 3		Surrogate ID 3					
Spiked ID 4		Surrogate ID 4					
Spiked ID 5		Surrogate ID 5					
Spiked ID 6		Sufficient Vol for Matrix QC:		NO			
Spiked ID 7		Ext. Start Time:		11/15/21 13:18			
Spiked ID 8		Ext. End Time:		11/16/21 7:19			
<b>GC Requires Extract By:</b>							
pH1	14	11/15/21 10:37	Water Bath Temp 1 °C	75/74.5 E-WB5 °			
pH2	14	11/16/21 10:25	Water Bath Temp 2 °C				
pH3			Water Bath Temp 3 °C				

Spiked By: SR

Date 11/15/2021

Witnessed By: CG

Date 11/15/2021

Sample	Sample Container	Spike Amount	Spike ID	Surrogate Amount	Surrogate ID	Extract Amount	Final Volume	pH	Extract Date/Time	Comments
1211115A Blk				0.050	1	1000	1	14	11/15/21 10:23	
					equip	E-HP15 E-WB5				
2211115A LCS-1		0.125	1	0.050	1	1000	1	14	11/15/21 10:23	
					equip	E-HP16 E-WB5				
3211115A LCSD-1		0.125	1	0.050	1	1000	1	14	11/15/21 10:23	
					equip	E-HP17 E-WB5				
4BA45998	BA45998W09			0.050	1	1000	1	14	11/15/21 10:23	98209
					equip	E-HP19 E-WB5				
5BA46001	BA46001W07			0.050	1	1000	1	14	11/15/21 10:23	98213
					equip	E-HP20 E-WB5				
6BA46103	BA46103W07			0.050	1	950	1	14	11/15/21 10:23	98214
					equip	E-HP21 E-WB5				
7BA46105	BA46105W07			0.050	1	1050	1	14	11/15/21 10:23	98214
					equip	E-HP13 E-WB5				
8BA46107	BA46107W07			0.050	1	1030	1	14	11/15/21 10:23	98214
					equip	E-HP23 E-WB5				
9BA46109	BA46109W07			0.050	1	1000	1	14	11/15/21 10:23	98214 Extractor broke lost extract redo
					equip	E-HP24 E-WB5				
10BA46109 (DUP)	BA46109W08			0.050	1	1000	1	14	11/16/21 10:20	98214 RE-DO
					equip	E-HP15 E-WB5				
11BA46115	BA46115W07			0.050	1	1000	1	14	11/15/21 10:23	98212
					equip	E-HP16 E-WB5				
12BA46116	BA46116W05			0.050	1	1000	1	14	11/15/21 10:23	98212
					equip	E-HP17 E-WB5				
13BA46117	BA46117W02			0.050	1	1010	1	14	11/15/21 10:23	98212
					equip	E-HP19 E-WB5				

<b>Solvent and Lot#</b>	
PH Strips	HC155968
Dichloromethane (DCM)	61117
10N NaO (10mLs)	10-17-21
Filter Paper	400202
Na2SO4	2021071206

<b>Extraction COC Transfer</b>	
Extraction lab employee Initials	KY
GC analyst's initials	LS
Date	
Time	
Refrigerator	GC_C

<b>Technician's Initials</b>	
Scanned By	SR
Sample Preparation	SR
Extraction	SR
Concentration	SR
Modified	11/18/2021 6:54:19 AM

Reviewed By: KY

Date 11/18/2021

## Injection Log

Directory: M:\KYLO\DATA\211019\

Line	Vial	FileName	Multiplier	SampleName	Misc Info	Injected
1	1	1019K001.D	1	SV TUNE 7/2/21		19 Oct 21 13:58
2	2	1019K002.D	1	0.1 ug/ml 10/13/21		19 Oct 21 14:09
3	3	1019K003.D	1	0.2 ug/ml 10/13/21		19 Oct 21 14:29
4	4	1019K004.D	1	0.5 ug/ml 10/13/21		19 Oct 21 14:49
5	5	1019K005.D	1	1 ug/ml 10/13/21		19 Oct 21 15:09
6	6	1019K006.D	1	5 ug/ml 10/13/21		19 Oct 21 15:29
7	7	1019K007.D	1	10 ug/ml 10/13/21		19 Oct 21 15:49
8	8	1019K008.D	1	50 ug/ml 10/13/21		19 Oct 21 16:09
9	9	1019K009.D	1	100 ug/ml 10/13/21		19 Oct 21 16:29
10	10	1019K010.D	1	SS ug/ml 10/13/21		19 Oct 21 16:49
11	136	1019K436.D	1	SV TUNE 7/2/21		18 Nov 21 8:49
12	137	1019K437.D	1	5 ug/ml 10/19/21 (1)		18 Nov 21 9:01
13	138	1019K438.D	1	211115A BLK 1/1000		18 Nov 21 9:21
14	139	1019K439.D	1	211115A LCS-1 1/1000		18 Nov 21 9:40
15	140	1019K440.D	1	211115A LCSD-1 1/1000		18 Nov 21 10:00
18	143	1019K443.D	1.05263	BA46103W07 1/950		18 Nov 21 11:00
19	144	1019K444.D	0.952381	BA46105W07 1/1050		18 Nov 21 11:20
20	145	1019K445.D	0.970874	BA46107W07 1/1030		18 Nov 21 11:40
21	147	1019K447.D	1	BA46109W08 1/1000		18 Nov 21 12:20
25	22	1019K472.D	1	5 ug/ml 10/13/21 (2)		18 Nov 21 20:38



**ORGANICS**  
**Calibration Data**

VOLATILE ORGANIC ANALYSIS BY  
EPA METHOD 8260B

**Form 6**  
**Initial Calibration**

Lab Name: APPL, Inc.  
Case No: \_\_\_\_\_  
Matrix: Water

SDG No: \_\_\_\_\_  
Initial Cal. Date: 11/11/2021  
Instrument: Max

Initials: PA

1111M22.D    1111M23.D    1111M24.D    1111M25.D    1111M26.D    1111M27.D    1111M28.D    1111M29.D    1111M30.D

	Compound	1	2	3	4	5	6	7	8	9	Avg	%RSD	Type	r^2	Q	MRF
1	I Fluorobenzene (IS)															
2	TM Chlorotrifluoroethene												TM			
3	TM Dichlorodifluoromethane	0.1582	0.1063	0.1229	0.1502	0.1056	0.1433	0.1387	0.1398	0.1412	0.13	14	TM			
4	TM Freon 114		0.0917	0.0744	0.1084	0.0821	0.0931	0.0915	0.0937	0.0939	0.09	11	TM			
5	TM**L Chloromethane	0.1121	0.1127	0.0790	0.0991	0.0732	0.0822	0.0700	0.0792	0.0777	0.09	19	TM**	0.998		
6	TM* Vinyl chloride		0.1042	0.1114	0.0926	0.0833	0.0823	0.0903	0.0889	0.0886	0.09	11	TM*			
7	TM 2-Chloro-1,1,1-trifluoroethane												TM			
8	TM Bromomethane	0.1164	0.1289	0.0902	0.1244	0.0986	0.0969	0.0935	0.0907	0.0887	0.10	15	TM			
9	TML Chloroethane	0.1537	0.1121	0.0922	0.0955	0.0746	0.0671	0.0572	0.0570		0.09	37	TM	0.998		
10	TM Dichlorofluoromethane	0.1978	0.1917	0.1935	0.2084	0.2089	0.2252	0.2106	0.2211	0.2111	0.21	5.5	TM			
11	TM Trichlorofluoromethane	0.1743	0.2514	0.2631	0.3059	0.2608	0.2970	0.2789	0.2864	0.2722	0.27	14	TM			
12	TM 2,2-Dichloro-1,1,1-trifluoroethane												TM			
13	TM Acrolein	0.0127	0.0113	0.0124	0.0124	0.0111	0.0109	0.0114	0.0114	0.0115	0.01	5.5	TM			
14	TM Acetone	0.0334	0.0306	0.0294	0.0290	0.0286	0.0297	0.0298	0.0294	0.0309	0.03	4.7	TM			
15	TM Freon-113	0.0804	0.1028	0.1281	0.1353	0.1249	0.1257	0.1164	0.1236	0.1159	0.12	14	TM			
16	TM Acetonitrile	0.0087	0.0070	0.0074	0.0069	0.0073	0.0075	0.0074	0.0076	0.0078	0.01	7.1	TM			
17	TML 2-propanol												TM			
18	TM 1,2-Dichlorotrifluoroethane	0.1978	0.1917	0.1935	0.2084	0.2089	0.2252	0.2106	0.2211	0.2111	0.21	5.5	TM			
19	TM*L 1,1-DCE	0.0984	0.1286	0.1851	0.1594	0.1436	0.1641	0.1555	0.1610	0.1586	0.15	16	TM*	1.000		
20	TM t-Butanol	0.0117	0.0095	0.0093	0.0103	0.0106	0.0098	0.0098	0.0123		0.01	10	TM			
21	TM Methyl Acetate	0.0495	0.0578	0.0493	0.0524	0.0533	0.0514	0.0449	0.0496	0.0474	0.05	7.3	TM			
22	TML Iodomethane	0.0644	0.0803	0.1026	0.1089	0.0993	0.1196	0.1265	0.1445	0.1473	0.11	25	TM	0.999		
23	TML Acrylonitrile	0.0038	0.0147	0.0254	0.0286	0.0269	0.0288	0.0278	0.0283	0.0272	0.02	37	TM	1.000		
24	TML 2-Methylpentane												TM			
25	TML Methylene chloride		0.0585	0.0660	0.1056	0.0992	0.1040	0.1009	0.1017	0.0997	0.09	20	TM	1.000		
26	TM Carbon disulfide	0.1170	0.1289	0.1337	0.1320	0.1267	0.1248	0.1167	0.1250	0.1120	0.12	6.0	TM			
27	TML Methyl t-butyl ether (MtBE)	0.1854	0.3828	0.3082	0.3574	0.3625	0.3605	0.3385	0.3612	0.3273	0.33	18	TM	0.998		
28	TM Trans-1,2-DCE	0.0798	0.1169	0.1120	0.0968	0.1078	0.1086	0.1052	0.1100	0.1042	0.10	10	TM			
29	TML 3-Methylpentane	0.0875	0.0619	0.0829	0.0558	0.0561	0.0575	0.0566	0.0601	0.0543	0.06	20	TM	0.998		
30	TM Hexane												TM			
31	TM Diisopropyl Ether	0.1759	0.1391	0.2210	0.2330	0.2281	0.2247	0.2247	0.2338	0.2258	0.21	15	TM			
32	TM** 1,1-DCA	0.1454	0.1432	0.2014	0.1930	0.1749	0.1854	0.1765	0.1775	0.1684	0.17	11	TM**			
33	TM Vinyl Acetate												TM			
34	TM Ethyl tert Butyl Ether	0.2765	0.2891	0.2692	0.3049	0.2933	0.2823	0.2693	0.2846	0.2679	0.28	4.5	TM			
35	TML Methylcyclopentane				0.0130	0.0127	0.0137	0.0129	0.0114	0.0105	0.01	9.5	TM	0.998		

VOLATILE ORGANIC ANALYSIS BY  
EPA METHOD 8260B

**Form 6**  
**Initial Calibration**

Lab Name: APPL, Inc.  
Case No: \_\_\_\_\_  
Matrix: Water

SDG No: \_\_\_\_\_  
Initial Cal. Date: 11/11/2021  
Instrument: Max

Initials: PA

		Compound	1	2	3	4	5	6	7	8	9		Avg	%RSD	Type	Q	MRF
36	TM	MEK (2-Butanone)	0.0384	0.0311	0.0302	0.0348	0.0322	0.0308	0.0311	0.0315	0.0316		0.03	8.0	TM		
37	TML	Cis-1,2-DCE	0.0570	0.1140	0.1354	0.1450	0.1324	0.1233	0.1282	0.1250	0.1201		0.12	21	TM	1.000	
38	TM	2,2-Dichloropropane	0.1733	0.2499	0.2508	0.2593	0.2146	0.2434	0.2196	0.2259	0.2129		0.23	12	TM		
39	TM*	Chloroform	0.1909	0.2713	0.2360	0.2606	0.2547	0.2436	0.2419	0.2487	0.2374		0.24	9.3	TM*		
40	TML	Bromochloromethane	0.0612	0.1143	0.1032	0.1178	0.1064	0.1064	0.1015	0.1004	0.0965		0.10	16	TM	1.000	
41	S	Dibromofluoromethane(S)	0.3428	0.3337	0.2948	0.2986	0.3078	0.3132	0.3127	0.3158	0.2850		0.31	5.8	S		
42	TML	1,1,1-TCA	0.1485	0.2917	0.2837	0.3024	0.2812	0.2793	0.2790	0.2818	0.2641		0.27	17	TM	0.999	
43	TML	Cyclohexane	0.0422	0.0314	0.0747	0.0922	0.0787	0.0752	0.0707	0.0745	0.0721		0.07	28	TM	1.000	
44	TM	1,1-Dichloropropene	0.1208	0.1511	0.1539	0.1428	0.1389	0.1433	0.1426	0.1411	0.1399		0.14	6.6	TM		
45	TM	2,2,4-Trimethylpentane	0.1931	0.1842	0.2146	0.2041	0.1754	0.2057	0.1953	0.2074	0.2036		0.20	6.2	TM		
46	S	1,2-DCA-D4(S)	0.2439	0.2350	0.2142	0.2237	0.2148	0.2214	0.2104	0.2099	0.1865		0.22	7.5	S		
47	TM	Carbon Tetrachloride	0.2404	0.2462	0.2756	0.2417	0.2607	0.2647	0.2547	0.2618	0.2525		0.26	4.5	TM		
48	TM	Tert Amyl Methyl Ether	0.2588	0.3044	0.3214	0.3203	0.2968	0.2853	0.2718	0.2748	0.2590		0.29	8.4	TM		
49	TM	1,2-DCA	0.2250	0.2625	0.2525	0.2277	0.2375	0.2346	0.2248	0.2282	0.2153		0.23	6.3	TM		
50	TM	Benzene	0.4155	0.4052	0.4263	0.4229	0.4066	0.3985	0.3965	0.4011	0.3788		0.41	3.6	TM		
51	TM	TCE	0.1196	0.1463	0.1344	0.1261	0.1283	0.1333	0.1264	0.1321	0.1237		0.13	6.0	TM		
52	TM	2-Pentanone	0.0544	0.0541	0.0521	0.0552	0.0519	0.0516	0.0518	0.0549	0.0537		0.05	2.7	TM		
53	TM*	1,2-Dichloropropane	0.0646	0.0493	0.0479	0.0502	0.0481	0.0458	0.0418	0.0447	0.0434		0.05	14	TM*		
54	TM	Bromodichloromethane	0.1351	0.1610	0.2137	0.1959	0.2078	0.2056	0.1973	0.2009	0.1961		0.19	13	TM		
55	TM	Methyl Cyclohexane	0.1287	0.1186	0.1553	0.1577	0.1445	0.1613	0.1467	0.1565	0.1498		0.15	9.7	TM		
56	TM	Dibromomethane	0.0723	0.0828	0.0897	0.0781	0.0820	0.0819	0.0716	0.0750	0.0723		0.08	7.9	TM		
57	TM	MIBK (methyl isobutyl ketone)	0.0660	0.0582	0.0671	0.0680	0.0642	0.0690	0.0649	0.0693	0.0693		0.07	5.4	TM		
58	TML	1-Bromo-2-chloroethane		0.0065	0.0233	0.0322	0.0298	0.0275	0.0278	0.0273	0.0269		0.03	32	TM	1.000	
59	TML	2-Chloroethyl vinyl ether													TM		
60	TM	Cis-1,3-Dichloropropene	0.1980	0.1887	0.1633	0.1710	0.1625	0.1742	0.1738	0.1828	0.1772		0.18	6.5	TM		
61	TM*	Toluene	0.5749	0.5567	0.4775	0.5016	0.4631	0.5035	0.4694	0.4882	0.4758		0.50	7.8	TM*		
62	TM	Trans-1,3-Dichloropropene	0.1596	0.1327	0.1788	0.1736	0.1823	0.1700	0.1649	0.1847	0.1771		0.17	9.4	TM		
63	TM	1,1,2-TCA		0.0896	0.0629	0.0869	0.0687	0.0730	0.0655	0.0733	0.0693		0.07	13	TM		
64	TM	2-Hexanone	0.0357	0.0425	0.0445	0.0450	0.0421	0.0432	0.0428	0.0454	0.0469		0.04	7.4	TM		
65	I	Chlorobenzene-D5 (IS)															
66	S	Toluene-D8(S)	1.358	1.333	1.155	1.159	1.169	1.191	1.151	1.129	1.046		1.2	8.3	S		
67	TM	1,2-EDB	0.0748	0.1296	0.1200	0.1325	0.1308	0.1300	0.1206	0.1181	0.1205		0.12	15	TM		
68	TML	Tetrachloroethene	0.1994	0.1512	0.1208	0.1569	0.1091	0.1202	0.1125	0.1127	0.1090		0.13	23	TM	1.000	
69	TM	1-Chlorohexane	0.1109	0.1026	0.1040	0.0880	0.0946	0.0910	0.0930	0.0954	0.0994		0.10	7.4	TM		
70	TM	1,1,1,2-Tetrachloroethane	0.1918	0.2138	0.2156	0.2158	0.1934	0.1985	0.1898	0.1925	0.1915		0.20	5.7	TM		

VOLATILE ORGANIC ANALYSIS BY  
EPA METHOD 8260B

Form 6  
Initial Calibration

Lab Name: APPL, Inc.  
Case No: \_\_\_\_\_  
Matrix: Water

SDG No: \_\_\_\_\_  
Initial Cal. Date: 11/11/2021  
Instrument: Max

Initials: PA

		Compound	1	2	3	4	5	6	7	8	9	Avg	%RSD	Type	Q	MRF
71	TM	m&p-Xylene	0.2194	0.2838	0.2732	0.2817	0.2638	0.2812	0.2769	0.2781	0.2798	0.27	7.5	TM		
72	TM	o-Xylene	0.2136	0.2399	0.2299	0.2578	0.2962	0.2847	0.2785	0.2733	0.2854	0.26	11	TM		
73	TM	Styrene	0.2970	0.4081	0.4153	0.3968	0.4218	0.4267	0.4487	0.4497	0.4664	0.41	12	TM		
74	S	4-Bromofluorobenzene(S)	0.4452	0.4591	0.4255	0.4207	0.4671	0.4735	0.4671	0.4590	0.4598	0.45	4.1	S		
75	TML	1,3-Dichloropropane	0.0982	0.1309	0.1635	0.1953	0.1861	0.1890	0.1684	0.1806	0.1719	0.16	19	TM	1.000	
76	TM	Dibromochloromethane	0.1814	0.1823	0.1887	0.2191	0.2034	0.1814	0.1871	0.1988	0.1902	0.19	6.5	TM		
77	TM**	Chlorobenzene	0.3488	0.3514	0.4215	0.4387	0.4138	0.4213	0.4007	0.4244	0.4102	0.40	7.9	TM**		
78	TM*	Ethylbenzene	0.4987	0.5093	0.6980	0.6479	0.6576	0.6611	0.6518	0.6525	0.6613	0.63	11	TM*		
79	TM**	Bromoform	0.1375	0.1526	0.1306	0.1492	0.1632	0.1534	0.1524	0.1550	0.1588	0.15	6.8	TM**		
80	I	1,4-Dichlorobenzene-D (IS)														
81	TM	Isopropylbenzene	0.8094	1.001	1.129	1.143	1.116	1.143	1.055	1.121	1.072	1.1	10	TM		
82	TM**	1,1,2,2-Tetrachloroethane	0.1686	0.1692	0.1875	0.2012	0.1859	0.1819	0.1662	0.1664	0.1703	0.18	6.9	TM**		
83	TML	1,2,3-Trichloropropane		0.1292	0.0983	0.1261	0.0934	0.0996	0.0850	0.0886	0.0885	0.10	17	TM	1.000	
84	TML	t-1,4-Dichloro-2-Butene	0.0293	0.0253	0.0636	0.0419	0.0432	0.0426	0.0419	0.0412	0.0441	0.04	26	TM	0.999	
85	TM	Bromobenzene	0.3142	0.4130	0.4968	0.3752	0.3724	0.3835	0.3469	0.3688	0.3576	0.38	13	TM		
86	TM	n-Propylbenzene	0.7774	1.036	0.9314	1.125	1.104	1.114	1.065	1.129	1.097	1.0	11	TM		
87	TM	4-Ethyltoluene	0.9639	0.9886	1.020	1.014	1.036	1.047	1.008	1.070	1.042	1.0	3.2	TM		
88	TM	2-Chlorotoluene	0.6111	0.8380	0.8467	0.8664	0.8837	0.8494	0.8141	0.8418	0.8342	0.82	9.9	TM		
89	TM	1,3,5-Trimethylbenzene	0.6787	0.8751	0.8634	0.9397	0.9607	0.9580	0.9242	0.9630	0.9420	0.90	10	TM		
90	TM	4-Chlorotoluene	0.6712	0.8978	0.8299	0.8338	0.8460	0.8551	0.8384	0.8571	0.8331	0.83	7.6	TM		
91	TM	Tert-Butylbenzene	0.4675	0.3609	0.4687	0.5846	0.5401	0.5532	0.5773	0.5858	0.5880	0.53	15	TM		
92	TM	1,2,4-Trimethylbenzene	0.8328	0.7967	0.7930	0.8177	0.9128	0.9370	0.9311	0.9628	0.9721	0.88	8.3	TM		
93	TM	Sec-Butylbenzene	0.6759	0.9035	0.8662	0.9605	1.032	1.076	1.037	1.110	1.118	0.98	15	TM		
94	TML	p-Isopropyltoluene	0.6771	0.7080	0.8351	0.8201	0.8933	1.014	0.9987	1.079	1.099	0.90	17	TM	1.000	
95	TML	Benzyl Chloride		0.2763	0.2611	0.2465	0.2372	0.2171	0.2142	0.2285	0.2635	0.24	9.3	TM	0.996	
96	TM	1,3-DCB	0.5823	0.6711	0.7030	0.6502	0.7011	0.6493	0.6208	0.6456	0.6458	0.65	5.8	TM		
97	TM	1,4-DCB	0.7778	0.7271	0.6735	0.7099	0.6664	0.6450	0.6210	0.6272	0.6347	0.68	7.8	TM		
98	TML	n-Butylbenzene	0.4730	0.4764	0.4179	0.4761	0.5286	0.5812	0.6108	0.6923	0.7470	0.56	20	TM	0.998	
99	TM	1,2-DCB	0.5592	0.6174	0.5180	0.5611	0.6437	0.6394	0.6237	0.6358	0.6502	0.61	7.8	TM		
100	TML	Hexachloroethane	0.0960	0.1642	0.1790	0.1657	0.1661	0.1696	0.1625	0.1833	0.1868	0.16	16	TM	0.999	
101	TML	1,2-Dibromo-3-chloropropane	0.0273	0.0347	0.0464	0.0354	0.0506	0.0435	0.0499	0.0487	0.0550	0.04	21	TM	0.998	
102	TML	1,2,4-Trichlorobenzene	0.0761	0.1191	0.1424	0.1585	0.1625	0.1957	0.2155	0.2697	0.3199	0.18	41	TM	0.994	
103	TML	Hexachlorobutadiene	0.1600	0.1232	0.1551	0.2151	0.2205	0.2503	0.2545	0.2946	0.3077	0.22	29	TM	0.999	
104	TML	Naphthalene		0.1205	0.2092	0.2187	0.2756	0.3271	0.4007	0.5171	0.6555	0.34	52	TM	0.990	
105	TML	1,2,3-Trichlorobenzene	0.1210	0.1524	0.1497	0.1549	0.1981	0.2341	0.2765	0.3398	0.4162	0.23	44	TM	0.992	

Quantitation Report (Not Reviewed)

Data File : M:\MAX\DATA\211111\1111M22.D  
 Acq On : 11 Nov 21 18:38  
 Sample : 0.3ug/L VOC STD 11/11/21  
 Misc : IS&S 8/4/21

Vial: 2  
 Operator: LP,DG,CH  
 Inst : Max  
 Multiplr: 1.00

Quant Time: Nov 12 9:06 2021

Quant Results File: M1111W.RES

Quant Method : M:\MAX\DATA\211111\M1111W.M (RTE Integrator)  
 Title : METHOD 8260B  
 Last Update : Fri Nov 12 09:05:35 2021  
 Response via : Initial Calibration  
 DataAcq Meth : M8260

Internal Standards	R.T.	QIon	Response	Conc	Units	Dev (Min)
1) Fluorobenzene (IS)	6.37	96	412529	25.00	ppb	0.00
65) Chlorobenzene-D5 (IS)	9.53	117	369810	25.00	ppb	0.00
80) 1,4-Dichlorobenzene-D (IS)	11.85	152	213533	25.00	ppb	0.00
System Monitoring Compounds						
41) Dibromofluoromethane(S)	5.60	111	28282	5.52	ppb	0.00
Spiked Amount	25.000		Recovery	=	22.080%	
46) 1,2-DCA-D4(S)	5.98	65	20120	5.60	ppb	0.00
Spiked Amount	25.000		Recovery	=	22.388%	
66) Toluene-D8(S)	8.08	98	100459	5.88	ppb	0.00
Spiked Amount	25.000		Recovery	=	23.504%	
74) 4-Bromofluorobenzene(S)	10.70	95	32929	4.78	ppb	0.00
Spiked Amount	25.000		Recovery	=	19.132%	
Target Compounds						
2) Chlorotrifluoroethene	1.04	116	1848	21.79	ppb	# 62
3) Dichlorodifluoromethane	1.20	85	783	0.31	ppb	# 74
4) Freon 114	1.29	85	291	0.20	ppb	# 34
5) Chloromethane	1.34	50	555	0.38	ppb	# 41
6) Vinyl chloride	1.43	62	150	0.08	ppb	# 33
7) 2-Chloro-1,1,1-trifluoroet	1.04	118	1940	40.09	ppb	# 67
8) Bromomethane	1.70	94	576	0.37	ppb	# 96
9) Chloroethane	1.80	64	761	1.81	ppb	# 38
10) Dichlorofluoromethane	1.98	67	979	0.25	ppb	# 42
11) Trichlorofluoromethane	2.03	101	863	0.18	ppb	# 94
12) 2,2-Dichloro-1,1,1-trifluo	2.54	85	170	35.48	ppb	# 100
13) Acrolein	2.45	56	2089	0.61	ppb	# 72
14) Acetone	2.64	43	2754	5.16	ppb	# 99
15) Freon-113	2.54	151	398	0.20	ppb	# 59
16) Acetonitrile	2.95	41	1439	11.22	ppb	# 73
17) 2-propanol	2.29	45	34	2.00	ppb	# 61
18) 1,2-Dichlorotrifluoroethan	1.98	67	979	0.25	ppb	# 100
19) 1,1-DCE	2.53	61	487	0.17	ppb	# 76
20) t-Butanol	3.38	59	1936	13.47	ppb	# 68
21) Methyl Acetate	3.01	43	245	0.27	ppb	# 49
22) Iodomethane	2.69	142	319	1.34	ppb	# 32
25) Methylene chloride	3.10	84	471	0.26	ppb	# 76
26) Carbon disulfide	2.74	76	579	0.25	ppb	# 59
27) Methyl t-butyl ether (MtBE)	3.51	73	918	0.15	ppb	# 97
28) Trans-1,2-DCE	3.46	96	395	0.20	ppb	# 64
31) Diisopropyl Ether	4.29	45	871	0.23	ppb	# 72
32) 1,1-DCA	4.09	63	720	0.24	ppb	# 79

Quantitation Report (Not Reviewed)

Data File : M:\MAX\DATA\211111\1111M22.D  
 Acq On : 11 Nov 21 18:38  
 Sample : 0.3ug/L VOC STD 11/11/21  
 Misc : IS&S 8/4/21

Vial: 2  
 Operator: LP,DG,CH  
 Inst : Max  
 Multiplr: 1.00

Quant Time: Nov 12 9:06 2021

Quant Results File: M1111W.RES

Quant Method : M:\MAX\DATA\211111\M1111W.M (RTE Integrator)  
 Title : METHOD 8260B  
 Last Update : Fri Nov 12 09:05:35 2021  
 Response via : Initial Calibration  
 DataAcq Meth : M8260

Compound	R.T.	QIon	Response	Conc	Unit	Qvalue
34) Ethyl tert Butyl Ether	4.81	59	1369	0.28	ppb	# 79
35) Methylcyclopentane	4.80	56	78	-1.09	ppb	100
36) MEK (2-Butanone)	5.03	43	3171	5.73	ppb	# 94
37) Cis-1,2-DCE	4.95	96	282	0.13	ppb	# 51
38) 2,2-Dichloropropane	4.94	77	858	0.22	ppb	# 62
39) Chloroform	5.39	83	945	0.24	ppb	# 73
40) Bromochloromethane	5.24	130	303	-0.27	ppb	# 52
42) 1,1,1-TCA	5.58	97	735	0.16	ppb	# 54
43) Cyclohexane	5.62	41	209	0.16	ppb	# 49
44) 1,1-Dichloropropene	5.78	75	598	0.24	ppb	# 75
45) 2,2,4-Trimethylpentane	6.14	57	956	0.29	ppb	90
47) Carbon Tetrachloride	5.76	117	1190	0.27	ppb	# 74
48) Tert Amyl Methyl Ether	6.22	73	1281	0.26	ppb	# 76
49) 1,2-DCA	6.07	62	1114	0.29	ppb	# 26
50) Benzene	6.03	78	2057	0.29	ppb	98
51) TCE	6.79	95	592	0.26	ppb	# 32
52) 2-Pentanone	7.04	43	8982	9.67	ppb	97
53) 1,2-Dichloropropane	7.04	63	320	0.22	ppb	# 77
54) Bromodichloromethane	7.34	83	669	0.21	ppb	78
55) Methyl Cyclohexane	6.96	83	637	0.18	ppb	96
56) Dibromomethane	7.16	93	358	0.25	ppb	# 31
57) MIBK (methyl isobutyl ket	8.01	43	5443	4.57	ppb	# 93
58) 1-Bromo-2-chloroethane	7.47	144	120	0.26	ppb	# 7
59) 2-Chloroethyl vinyl ether	7.70	43	59	76.33	ppb	# 64
60) Cis-1,3-Dichloropropene	7.82	75	980	0.34	ppb	# 43
61) Toluene	8.14	91	2846	0.34	ppb	# 73
62) Trans-1,3-Dichloropropene	8.40	75	790	0.28	ppb	# 41
63) 1,1,2-TCA	8.59	83	195	0.15	ppb	# 23
64) 2-Hexanone	8.86	43	2942	3.70	ppb	# 87
67) 1,2-EDB	9.06	107	332	0.17	ppb	# 72
68) Tetrachloroethene	8.69	164	885	-0.97	ppb	# 72
69) 1-Chlorohexane	9.56	91	492	0.33	ppb	# 67
70) 1,1,1,2-Tetrachloroethane	9.64	131	851	0.31	ppb	# 42
71) m&p-Xylene	9.79	106	1947	0.47	ppb	99
72) o-Xylene	10.19	106	948	0.22	ppb	98
73) Styrene	10.21	104	1318	0.20	ppb	# 87
75) 1,3-Dichloropropane	8.74	76	436	0.15	ppb	# 45
76) Dibromochloromethane	8.95	129	805	0.28	ppb	# 69
77) Chlorobenzene	9.55	112	1548	0.24	ppb	# 57
78) Ethylbenzene	9.67	91	2213	0.22	ppb	# 80
79) Bromoform	10.37	173	610	0.26	ppb	# 73
81) Isopropylbenzene	10.56	105	2074	0.21	ppb	91

(#) = qualifier out of range (m) = manual integration  
 1111M22.D M1111W.M Fri Nov 12 09:46:14 2021

Data File : M:\MAX\DATA\211111\1111M22.D  
 Acq On : 11 Nov 21 18:38  
 Sample : 0.3ug/L VOC STD 11/11/21  
 Misc : IS&S 8/4/21

Vial: 2  
 Operator: LP,DG,CH  
 Inst : Max  
 Multiplr: 1.00

Quant Time: Nov 12 9:06 2021

Quant Results File: M1111W.RES

Quant Method : M:\MAX\DATA\211111\M1111W.M (RTE Integrator)  
 Title : METHOD 8260B  
 Last Update : Fri Nov 12 09:05:35 2021  
 Response via : Initial Calibration  
 DataAcq Meth : M8260

Compound	R.T.	QIon	Response	Conc	Unit	Qvalue
82) 1,1,2,2-Tetrachloroethane	10.87	83	432	0.25	ppb	# 61
83) 1,2,3-Trichloropropane	10.91	110	150	0.17	ppb	84
84) t-1,4-Dichloro-2-Butene	10.92	53	75	0.57	ppb	# 17
85) Bromobenzene	10.84	156	805	0.25	ppb	# 65
86) n-Propylbenzene	10.97	91	1992	0.20	ppb	98
87) 4-Ethyltoluene	11.09	105	2470	0.27	ppb	84
88) 2-Chlorotoluene	11.05	91	1566	0.20	ppb	# 76
89) 1,3,5-Trimethylbenzene	11.14	105	1739	0.21	ppb	93
90) 4-Chlorotoluene	11.15	91	1720	0.22	ppb	# 64
91) Tert-Butylbenzene	11.47	119	1198	0.26	ppb	# 70
92) 1,2,4-Trimethylbenzene	11.51	105	2134	0.27	ppb	83
93) Sec-Butylbenzene	11.69	105	1732	0.19	ppb	# 75
94) p-Isopropyltoluene	11.84	119	1735	0.20	ppb	# 82
95) Benzyl Chloride	12.02	91	644	0.31	ppb	# 75
96) 1,3-DCB	11.78	146	1492	0.26	ppb	91
97) 1,4-DCB	11.88	146	1993	0.35	ppb	92
98) n-Butylbenzene	12.24	91	1212	1.52	ppb	# 75
99) 1,2-DCB	12.24	146	1433	0.26	ppb	# 83
100) Hexachloroethane	12.48	117	246	0.17	ppb	# 17
101) 1,2-Dibromo-3-chloropropan	13.01	75	70	1.41	ppb	# 31
102) 1,2,4-Trichlorobenzene	13.84	180	195	2.28	ppb	# 74
103) Hexachlorobutadiene	14.02	225	410	1.17	ppb	# 46
104) Naphthalene	14.07	128	670	1.33	ppb	# 69
105) 1,2,3-Trichlorobenzene	14.32	180	310	2.72	ppb	# 77

Quantitation Report

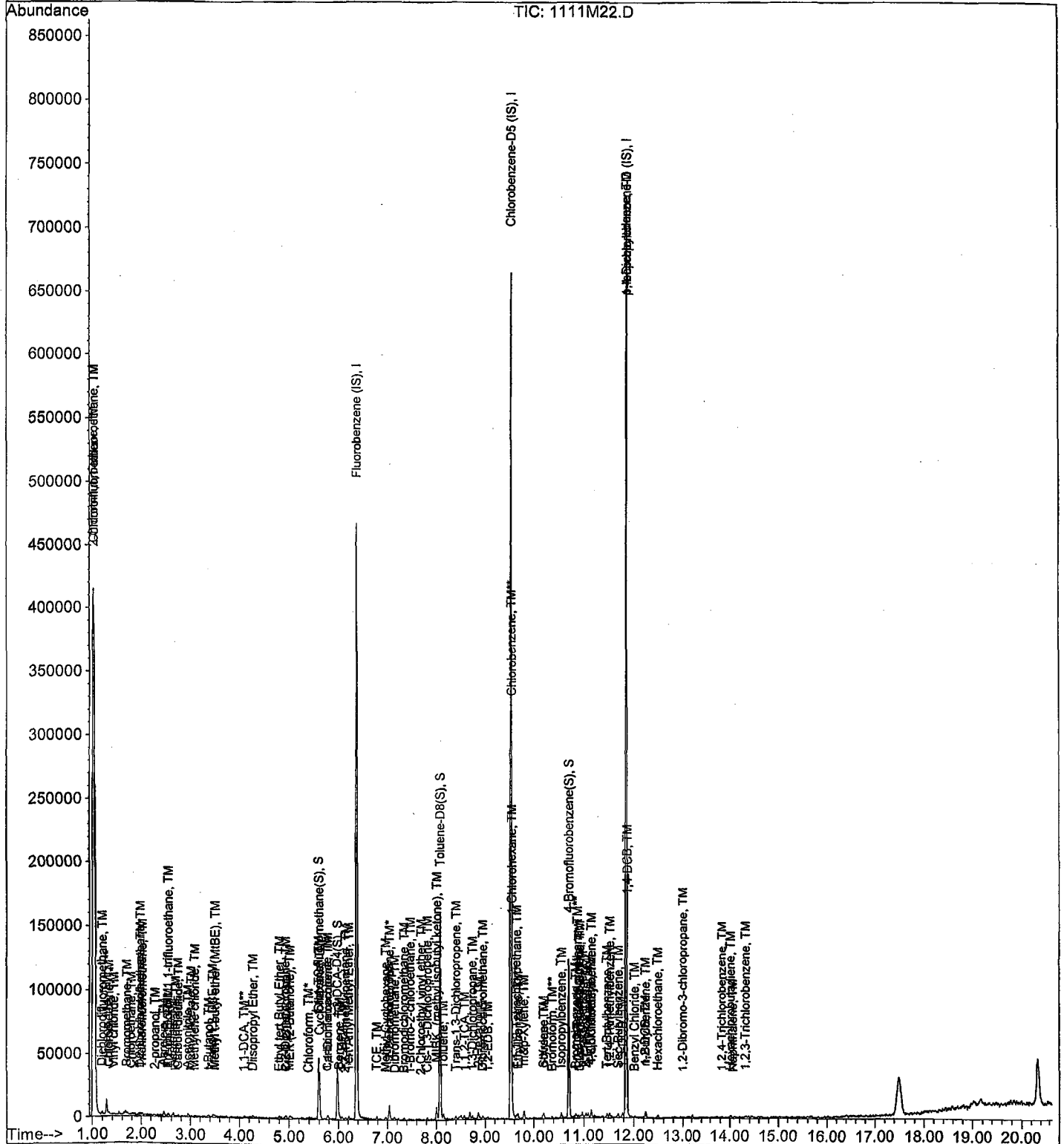
Data File : M:\MAX\DATA\211111\1111M22.D  
Acq On : 11 Nov 21 18:38  
Sample : 0.3ug/L VOC STD 11/11/21  
Misc : IS&S 8/4/21

Vial: 2  
Operator: LP,DG,CH  
Inst : Max  
Multiplr: 1.00

Quant Time: Nov 12 9:06 2021

Quant Results File: M1111W.RES

Method : M:\MAX\DATA\211111\M1111W.M (RTE Integrator)  
Title : METHOD 8260B  
Last Update : Fri Nov 12 09:40:33 2021  
Response via : Initial Calibration





Quantitation Report (Not Reviewed)

Data File : M:\MAX\DATA\211111\1111M23.D  
 Acq On : 11 Nov 21 19:07  
 Sample : 0.5ug/L VOC STD 11/11/21  
 Misc : IS&S 8/4/21

Vial: 3  
 Operator: LP,DG,CH  
 Inst : Max  
 Multiplr: 1.00

Quant Time: Nov 12 9:06 2021

Quant Results File: M1111W.RES

Quant Method : M:\MAX\DATA\211111\M1111W.M (RTE Integrator)  
 Title : METHOD 8260B  
 Last Update : Fri Nov 12 09:05:35 2021  
 Response via : Initial Calibration  
 DataAcq Meth : M8260

Internal Standards	R.T.	QIon	Response	Conc	Units	Dev (Min)
1) Fluorobenzene (IS)	6.37	96	412615	25.00	ppb	0.00
65) Chlorobenzene-D5 (IS)	9.53	117	365084	25.00	ppb	0.00
80) 1,4-Dichlorobenzene-D (IS)	11.85	152	207406	25.00	ppb	0.00
<b>System Monitoring Compounds</b>						
41) Dibromofluoromethane (S)	5.60	111	27541	5.37	ppb	0.00
Spiked Amount	25.000		Recovery	=	21.496%	
46) 1,2-DCA-D4 (S)	5.98	65	19392	5.39	ppb	0.00
Spiked Amount	25.000		Recovery	=	21.572%	
66) Toluene-D8 (S)	8.08	98	97321	5.77	ppb	0.00
Spiked Amount	25.000		Recovery	=	23.068%	
74) 4-Bromofluorobenzene (S)	10.70	95	33524	4.93	ppb	0.00
Spiked Amount	25.000		Recovery	=	19.732%	
<b>Target Compounds</b>						
2) Chlorotrifluoroethene	1.02	116	1891	22.29	ppb #	41
3) Dichlorodifluoromethane	1.20	85	877	0.35	ppb #	58
4) Freon 114	1.30	85	757	0.53	ppb #	91
5) Chloromethane	1.34	50	930	0.64	ppb #	65
6) Vinyl chloride	1.43	62	860	0.49	ppb #	78
7) 2-Chloro-1,1,1-trifluoroet	1.01	118	2584	53.38	ppb #	53
8) Bromomethane	1.69	94	1064	0.68	ppb #	66
9) Chloroethane	1.80	64	925	1.93	ppb #	38
10) Dichlorofluoromethane	1.99	67	1582	0.40	ppb #	97
11) Trichlorofluoromethane	2.02	101	2075	0.43	ppb #	41
12) 2,2-Dichloro-1,1,1-trifluo	2.54	85	369	76.99	ppb #	100
13) Acrolein	2.46	56	4660	16.10	ppb #	81
14) Acetone	2.64	43	5053	9.46	ppb #	96
15) Freon-113	2.54	151	848	0.43	ppb #	79
16) Acetonitrile	2.95	41	2898	22.58	ppb #	86
17) 2-propanol	2.22	45	19	1.12	ppb #	61
18) 1,2-Dichlorotrifluoroethan	1.99	67	1582	0.40	ppb #	100
19) 1,1-DCE	2.54	61	1061	0.37	ppb #	59
20) t-Butanol	3.37	59	3909	24.10	ppb #	76
21) Methyl Acetate	3.03	43	477	0.53	ppb #	85
22) Iodomethane	2.68	142	663	1.49	ppb #	87
23) Acrylonitrile	3.51	53	121	0.27	ppb #	18
25) Methylene chloride	3.12	84	483	0.26	ppb #	74
26) Carbon disulfide	2.74	76	1064	0.46	ppb #	67
27) Methyl t-butyl ether (MtBE)	3.50	73	3159	0.51	ppb #	70
28) Trans-1,2-DCE	3.47	96	965	0.48	ppb #	25
29) 3-Methylpentane	3.50	57	511	0.14	ppb #	38

(#) = qualifier out of range (m) = manual integration  
 1111M23.D M1111W.M Fri Nov 12 09:46:16 2021

Data File : M:\MAX\DATA\211111\1111M23.D  
 Acq On : 11 Nov 21 19:07  
 Sample : 0.5ug/L VOC STD 11/11/21  
 Misc : IS&S 8/4/21

Vial: 3  
 Operator: LP,DG,CH  
 Inst : Max  
 Multiplr: 1.00

Quant Time: Nov 12 9:06 2021

Quant Results File: M1111W.RES

Quant Method : M:\MAX\DATA\211111\M1111W.M (RTE Integrator)  
 Title : METHOD 8260B  
 Last Update : Fri Nov 12 09:05:35 2021  
 Response via : Initial Calibration  
 DataAcq Meth : M8260

Compound	R.T.	QIon	Response	Conc	Unit	Qvalue
30) Hexane	3.68	56	49	4.71	ppb	100
31) Diisopropyl Ether	4.29	45	1148	0.30	ppb #	85
32) 1,1-DCA	4.10	63	1182	0.39	ppb #	59
34) Ethyl tert Butyl Ether	4.80	59	2386	0.48	ppb #	75
35) Methylcyclopentane	4.83	56	20	-1.40	ppb	100
36) MEK (2-Butanone)	5.03	43	5137	9.28	ppb #	82
37) Cis-1,2-DCE	4.96	96	941	0.43	ppb #	48
38) 2,2-Dichloropropane	4.93	77	2062	0.53	ppb	99
39) Chloroform	5.39	83	2239	0.58	ppb	94
40) Bromochloromethane	5.25	130	943	0.11	ppb	92
42) 1,1,1-TCA	5.58	97	2407	0.52	ppb #	85
43) Cyclohexane	5.61	41	259	0.20	ppb #	47
44) 1,1-Dichloropropene	5.79	75	1247	0.50	ppb	81
45) 2,2,4-Trimethylpentane	6.14	57	1520	0.46	ppb #	42
47) Carbon Tetrachloride	5.78	117	2032	0.47	ppb #	66
48) Tert Amyl Methyl Ether	6.22	73	2512	0.52	ppb #	94
49) 1,2-DCA	6.07	62	2166	0.56	ppb #	78
50) Benzene	6.03	78	3344	0.47	ppb #	84
51) TCE	6.78	95	1207	0.53	ppb #	57
52) 2-Pentanone	7.04	43	22307	24.00	ppb	85
53) 1,2-Dichloropropane	7.03	63	407	0.33	ppb #	77
54) Bromodichloromethane	7.34	83	1329	0.41	ppb #	62
55) Methyl Cyclohexane	6.97	83	979	0.32	ppb #	45
56) Dibromomethane	7.15	93	683	0.49	ppb	78
57) MIBK (methyl isobutyl ket	8.01	43	9605	8.06	ppb	96
58) 1-Bromo-2-chloroethane	7.65	144	54	0.12	ppb #	63
59) 2-Chloroethyl vinyl ether	7.75	43	26	33.63	ppb #	32
60) Cis-1,3-Dichloropropene	7.81	75	1557	0.54	ppb #	70
61) Toluene	8.15	91	4594	0.55	ppb	96
62) Trans-1,3-Dichloropropene	8.40	75	1095	0.38	ppb #	75
63) 1,1,2-TCA	8.58	83	739	0.58	ppb #	54
64) 2-Hexanone	8.86	43	7020	8.82	ppb #	88
67) 1,2-EDB	9.05	107	946	0.49	ppb	85
68) Tetrachloroethene	8.69	164	1104	-0.83	ppb #	72
69) 1-Chlorohexane	9.57	91	749	0.52	ppb #	72
70) 1,1,1,2-Tetrachloroethane	9.65	131	1561	0.58	ppb	82
71) m&p-Xylene	9.80	106	4145	1.01	ppb	78
72) o-Xylene	10.19	106	1752	0.41	ppb	92
73) Styrene	10.20	104	2980	0.46	ppb #	92
75) 1,3-Dichloropropane	8.75	76	956	0.34	ppb #	43
76) Dibromochloromethane	8.96	129	1331	0.47	ppb	86
77) Chlorobenzene	9.56	112	2566	0.41	ppb	89

(#) = qualifier out of range (m) = manual integration  
 1111M23.D M1111W.M Fri Nov 12 09:46:16 2021

Quantitation Report (Not Reviewed)

Data File : M:\MAX\DATA\211111\1111M23.D  
 Acq On : 11 Nov 21 19:07  
 Sample : 0.5ug/L VOC STD 11/11/21  
 Misc : IS&S 8/4/21

Vial: 3  
 Operator: LP,DG,CH  
 Inst : Max  
 Multiplr: 1.00

Quant Time: Nov 12 9:06 2021

Quant Results File: M1111W.RES

Quant Method : M:\MAX\DATA\211111\M1111W.M (RTE Integrator)  
 Title : METHOD 8260B  
 Last Update : Fri Nov 12 09:05:35 2021  
 Response via : Initial Calibration  
 DataAcq Meth : M8260

Compound	R.T.	QIon	Response	Conc	Unit	Qvalue
78) Ethylbenzene	9.68	91	3719	0.37	ppb	96
79) Bromoform	10.37	173	1114	0.48	ppb #	71
81) Isopropylbenzene	10.56	105	4154	0.43	ppb	98
82) 1,1,2,2-Tetrachloroethane	10.87	83	702	0.43	ppb #	62
83) 1,2,3-Trichloropropane	10.90	110	536	0.64	ppb #	62
84) t-1,4-Dichloro-2-Butene	10.93	53	105	0.64	ppb #	17
85) Bromobenzene	10.84	156	1713	0.54	ppb	93
86) n-Propylbenzene	10.96	91	4299	0.45	ppb	92
87) 4-Ethyltoluene	11.08	105	4101	0.47	ppb	89
88) 2-Chlorotoluene	11.04	91	3476	0.46	ppb	98
89) 1,3,5-Trimethylbenzene	11.14	105	3630	0.44	ppb	87
90) 4-Chlorotoluene	11.15	91	3724	0.50	ppb	99
91) Tert-Butylbenzene	11.47	119	1497	0.33	ppb #	75
92) 1,2,4-Trimethylbenzene	11.51	105	3305	0.42	ppb #	67
93) Sec-Butylbenzene	11.68	105	3748	0.43	ppb	92
94) p-Isopropyltoluene	11.84	119	2937	0.35	ppb #	68
95) Benzyl Chloride	12.03	91	1146	0.57	ppb #	87
96) 1,3-DCB	11.78	146	2784	0.51	ppb	85
97) 1,4-DCB	11.87	146	3016	0.54	ppb	86
98) n-Butylbenzene	12.23	91	1976	1.64	ppb #	83
99) 1,2-DCB	12.24	146	2561	0.48	ppb	88
100) Hexachloroethane	12.48	117	681	0.48	ppb #	46
101) 1,2-Dibromo-3-chloropropan	13.01	75	144	1.55	ppb #	3
102) 1,2,4-Trichlorobenzene	13.84	180	494	2.39	ppb #	87
103) Hexachlorobutadiene	14.01	225	511	1.22	ppb #	81
104) Naphthalene	14.07	128	500	1.30	ppb #	69
105) 1,2,3-Trichlorobenzene	14.31	180	632	2.81	ppb #	33

Quantitation Report

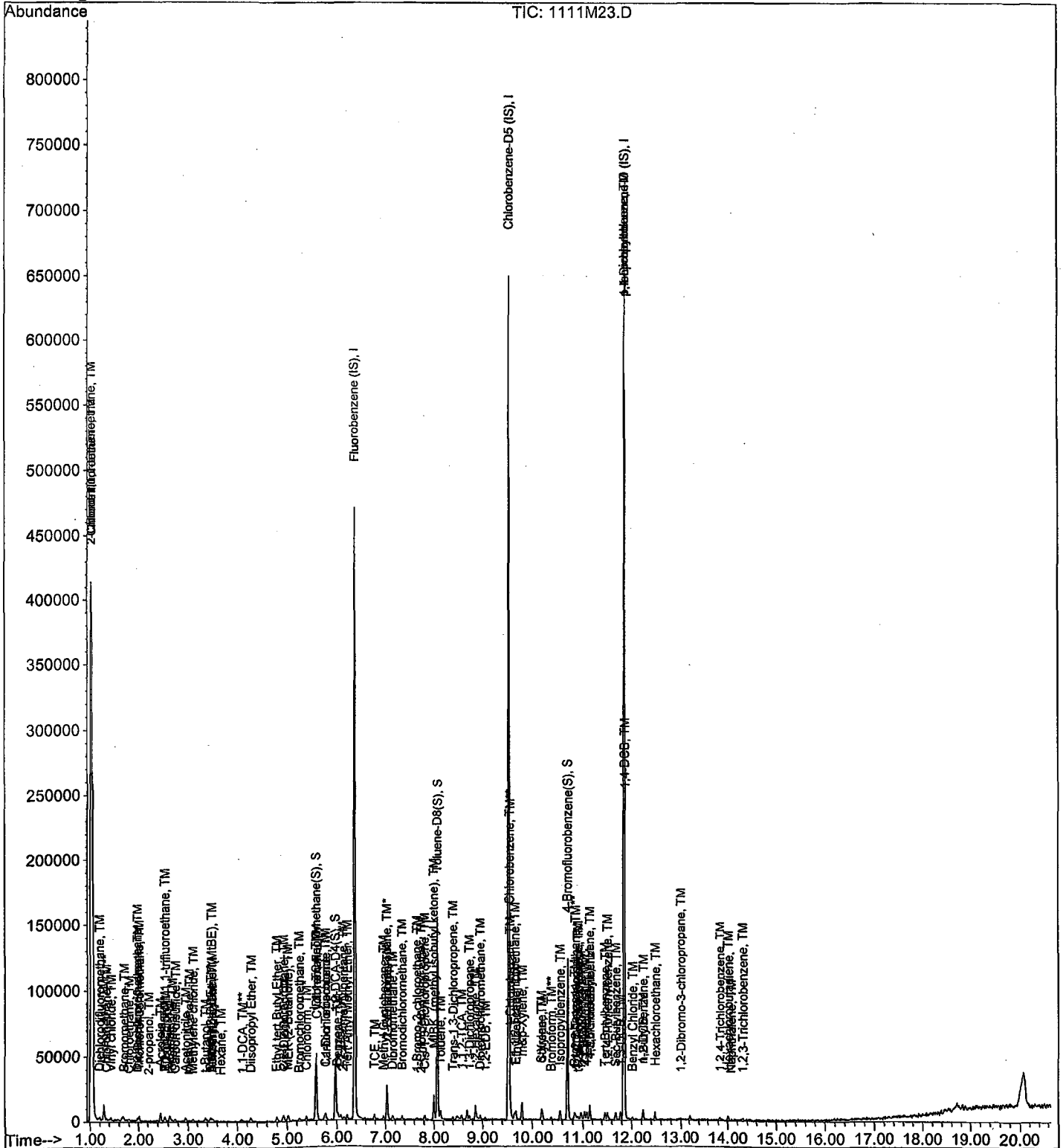
Data File : M:\MAX\DATA\211111\1111M23.D  
Acq On : 11 Nov 21 19:07  
Sample : 0.5ug/L VOC STD 11/11/21  
Misc : IS&S 8/4/21

Vial: 3  
Operator: LP,DG,CH  
Inst : Max  
Multiplr: 1.00

Quant Time: Nov 12 9:06 2021

Quant Results File: M1111W.RES

Method : M:\MAX\DATA\211111\M1111W.M (RTE Integrator)  
Title : METHOD 8260B  
Last Update : Fri Nov 12 09:40:33 2021  
Response via : Initial Calibration



Data File : M:\MAX\DATA\211111\1111M24.D  
 Acq On : 11 Nov 21 19:35  
 Sample : 1ug/L VOC STD 11/11/21  
 Misc : IS&S 8/4/21

Vial: 4  
 Operator: LP,DG,CH  
 Inst : Max  
 Multiplr: 1.00

Quant Time: Nov 12 9:06 2021

Quant Results File: M1111W.RES

Quant Method : M:\MAX\DATA\211111\M1111W.M (RTE Integrator)  
 Title : METHOD 8260B  
 Last Update : Fri Nov 12 09:05:35 2021  
 Response via : Initial Calibration  
 DataAcq Meth : M8260

Internal Standards	R.T.	QIon	Response	Conc	Units	Dev(Min)
1) Fluorobenzene (IS)	6.37	96	406373	25.00	ppb	0.00
65) Chlorobenzene-D5 (IS)	9.53	117	352913	25.00	ppb	0.00
80) 1,4-Dichlorobenzene-D (IS)	11.85	152	215896	25.00	ppb	0.00
System Monitoring Compounds						
41) Dibromofluoromethane(S)	5.59	111	47923	9.49	ppb	0.00
Spiked Amount	25.000		Recovery	=	37.980%	
46) 1,2-DCA-D4(S)	5.98	65	34816	9.83	ppb	0.00
Spiked Amount	25.000		Recovery	=	39.328%	
66) Toluene-D8(S)	8.08	98	162985	9.99	ppb	0.00
Spiked Amount	25.000		Recovery	=	39.960%	
74) 4-Bromofluorobenzene(S)	10.70	95	60071	9.14	ppb	0.00
Spiked Amount	25.000		Recovery	=	36.576%	
Target Compounds						
2) Chlorotrifluoroethene	1.01	116	608	7.28	ppb	# 1
3) Dichlorodifluoromethane	1.20	85	1997	0.81	ppb	90
4) Freon 114	1.30	85	1209	0.86	ppb	# 67
5) Chloromethane	1.34	50	1284	0.89	ppb	# 84
6) Vinyl chloride	1.43	62	1810	1.04	ppb	84
7) 2-Chloro-1,1,1-trifluoroet	1.03	118	1962	41.16	ppb	# 77
8) Bromomethane	1.70	94	1466	0.96	ppb	90
9) Chloroethane	1.81	64	1499	2.38	ppb	# 38
10) Dichlorofluoromethane	1.99	67	3146	0.81	ppb	99
11) Trichlorofluoromethane	2.03	101	4276	0.91	ppb	# 75
12) 2,2-Dichloro-1,1,1-trifluo	2.52	85	20	4.24	ppb	100
13) Acrolein	2.46	56	10065	46.74	ppb	99
14) Acetone	2.63	43	9551	18.16	ppb	# 82
15) Freon-113	2.55	151	2082	1.07	ppb	91
16) Acetonitrile	2.96	41	6029	47.70	ppb	# 77
17) 2-propanol	2.27	45	64	3.82	ppb	# 61
18) 1,2-Dichlorotrifluoroethan	1.99	67	3146	0.81	ppb	100
19) 1,1-DCE	2.53	61	3009	1.06	ppb	97
20) t-Butanol	3.37	59	7572	45.08	ppb	93
21) Methyl Acetate	3.03	43	801	0.90	ppb	# 28
22) Iodomethane	2.68	142	1667	1.94	ppb	# 70
23) Acrylonitrile	3.47	53	413	0.86	ppb	# 88
24) 2-Methylpentane	2.15	71	23	5.15	ppb	# 1
25) Methylene chloride	3.12	84	1073	0.59	ppb	97
26) Carbon disulfide	2.73	76	2173	0.95	ppb	# 91
27) Methyl t-butyl ether (MtBE	3.50	73	5010	0.82	ppb	# 82
28) Trans-1,2-DCE	3.46	96	1820	0.93	ppb	89

(#) = qualifier out of range (m) = manual integration

Data File : M:\MAX\DATA\211111\1111M24.D  
 Acq On : 11 Nov 21 19:35  
 Sample : 1ug/L VOC STD 11/11/21  
 Misc : IS&S 8/4/21

Vial: 4  
 Operator: LP,DG,CH  
 Inst : Max  
 Multiplr: 1.00

Quant Time: Nov 12 9:06 2021

Quant Results File: M1111W.RES

Quant Method : M:\MAX\DATA\211111\M1111W.M (RTE Integrator)  
 Title : METHOD 8260B  
 Last Update : Fri Nov 12 09:05:35 2021  
 Response via : Initial Calibration  
 DataAcq Meth : M8260

Compound	R.T.	QIon	Response	Conc	Unit	Qvalue
29) 3-Methylpentane	3.37	57	1347	1.00	ppb	# 94
30) Hexane	3.72	56	19	1.85	ppb	100
31) Diisopropyl Ether	4.28	45	3593	0.95	ppb	# 81
32) 1,1-DCA	4.10	63	3273	1.10	ppb	# 91
34) Ethyl tert Butyl Ether	4.81	59	4376	0.90	ppb	# 85
35) Methylcyclopentane	4.80	56	22	-1.39	ppb	100
36) MEK (2-Butanone)	5.03	43	9821	18.01	ppb	# 81
37) Cis-1,2-DCE	4.94	96	2201	1.01	ppb	# 54
38) 2,2-Dichloropropane	4.93	77	4077	1.07	ppb	# 73
39) Chloroform	5.39	83	3836	1.01	ppb	89
40) Bromochloromethane	5.26	130	1678	0.57	ppb	# 81
42) 1,1,1-TCA	5.57	97	4612	1.02	ppb	# 79
43) Cyclohexane	5.62	41	1215	0.93	ppb	84
44) 1,1-Dichloropropene	5.79	75	2501	1.02	ppb	87
45) 2,2,4-Trimethylpentane	6.15	57	3488	1.07	ppb	97
47) Carbon Tetrachloride	5.77	117	4480	1.05	ppb	# 76
48) Tert Amyl Methyl Ether	6.22	73	5224	1.09	ppb	97
49) 1,2-DCA	6.07	62	4104	1.08	ppb	# 88
50) Benzene	6.03	78	6930	0.98	ppb	94
51) TCE	6.79	95	2184	0.97	ppb	82
52) 2-Pentanone	7.04	43	42374	46.29	ppb	97
53) 1,2-Dichloropropane	7.02	63	779	0.82	ppb	# 70
54) Bromodichloromethane	7.35	83	3474	1.08	ppb	90
55) Methyl Cyclohexane	6.97	83	2524	0.95	ppb	83
56) Dibromomethane	7.15	93	1458	1.05	ppb	# 65
57) MIBK (methyl isobutyl ket	8.01	43	21815	18.59	ppb	95
58) 1-Bromo-2-chloroethane	7.65	144	378	0.84	ppb	79
59) 2-Chloroethyl vinyl ether	7.72	43	79	103.76	ppb	# 69
60) Cis-1,3-Dichloropropene	7.82	75	2654	0.93	ppb	# 90
61) Toluene	8.14	91	7762	0.95	ppb	97
62) Trans-1,3-Dichloropropene	8.40	75	2907	1.03	ppb	100
63) 1,1,2-TCA	8.58	83	1023	0.81	ppb	# 59
64) 2-Hexanone	8.86	43	14462	18.45	ppb	# 88
67) 1,2-EDB	9.06	107	1694	0.91	ppb	92
68) Tetrachloroethene	8.69	164	1705	-0.44	ppb	86
69) 1-Chlorohexane	9.56	91	1468	1.05	ppb	87
70) 1,1,1,2-Tetrachloroethane	9.65	131	3043	1.16	ppb	85
71) m&p-Xylene	9.79	106	7713	1.95	ppb	99
72) o-Xylene	10.19	106	3246	0.78	ppb	81
73) Styrene	10.20	104	5862	0.94	ppb	92
75) 1,3-Dichloropropane	8.74	76	2308	0.84	ppb	93
76) Dibromochloromethane	8.96	129	2664	0.98	ppb	79

(#) = qualifier out of range (m) = manual integration

Data File : M:\MAX\DATA\211111\1111M24.D  
 Acq On : 11 Nov 21 19:35  
 Sample : 1ug/L VOC STD 11/11/21  
 Misc : IS&S 8/4/21

Vial: 4  
 Operator: LP,DG,CH  
 Inst : Max  
 Multiplr: 1.00

Quant Time: Nov 12 9:06 2021

Quant Results File: M1111W.RES

Quant Method : M:\MAX\DATA\211111\M1111W.M (RTE Integrator)  
 Title : METHOD 8260B  
 Last Update : Fri Nov 12 09:05:35 2021  
 Response via : Initial Calibration  
 DataAcq Meth : M8260

Compound	R.T.	QIon	Response	Conc	Unit	Qvalue
77) Chlorobenzene	9.56	112	5950	0.98	ppb	91
78) Ethylbenzene	9.68	91	9854	1.02	ppb	98
79) Bromoform	10.37	173	1843	0.81	ppb	99
81) Isopropylbenzene	10.56	105	9746	0.97	ppb	94
82) 1,1,2,2-Tetrachloroethane	10.87	83	1619	0.94	ppb	# 68
83) 1,2,3-Trichloropropane	10.90	110	849	0.98	ppb	87
84) t-1,4-Dichloro-2-Butene	10.93	53	549	1.62	ppb	# 17
85) Bromobenzene	10.84	156	4290	1.29	ppb	97
86) n-Propylbenzene	10.97	91	8043	0.81	ppb	95
87) 4-Ethyltoluene	11.08	105	8805	0.96	ppb	88
88) 2-Chlorotoluene	11.04	91	7312	0.94	ppb	88
89) 1,3,5-Trimethylbenzene	11.15	105	7456	0.88	ppb	98
90) 4-Chlorotoluene	11.15	91	7167	0.92	ppb	97
91) Tert-Butylbenzene	11.47	119	4048	0.86	ppb	# 95
92) 1,2,4-Trimethylbenzene	11.52	105	6848	0.85	ppb	96
93) Sec-Butylbenzene	11.68	105	7480	0.83	ppb	87
94) p-Isopropyltoluene	11.84	119	7212	0.83	ppb	97
95) Benzyl Chloride	12.01	91	2255	1.09	ppb	# 81
96) 1,3-DCB	11.78	146	6071	1.06	ppb	92
97) 1,4-DCB	11.87	146	5816	1.00	ppb	# 80
98) n-Butylbenzene	12.24	91	3609	1.87	ppb	90
99) 1,2-DCB	12.24	146	4473	0.80	ppb	# 82
100) Hexachloroethane	12.48	117	1546	1.04	ppb	# 64
101) 1,2-Dibromo-3-chloropropan	13.02	75	401	2.01	ppb	# 53
102) 1,2,4-Trichlorobenzene	13.84	180	1230	2.63	ppb	# 75
103) Hexachlorobutadiene	14.01	225	1339	1.52	ppb	96
104) Naphthalene	14.08	128	1807	1.59	ppb	# 69
105) 1,2,3-Trichlorobenzene	14.32	180	1293	2.97	ppb	# 70

(#) = qualifier out of range (m) = manual integration

Quantitation Report


Data File : M:\MAX\DATA\211111\1111M24.D  
Acq On : 11 Nov 21 19:35  
Sample : 1ug/L VOC STD 11/11/21  
Misc : IS&S 8/4/21

Vial: 4  
Operator: LP,DG,CH  
Inst : Max  
Multiplr: 1.00

Quant Time: Nov 12 9:06 2021

Quant Results File: M1111W.RES

Method : M:\MAX\DATA\211111\M1111W.M (RTE Integrator)  
Title : METHOD 8260B  
Last Update : Fri Nov 12 09:40:33 2021  
Response via : Initial Calibration





Data File : M:\MAX\DATA\211111\1111M25.D  
 Acq On : 11 Nov 21 20:03  
 Sample : 2ug/L VOC STD 11/11/21  
 Misc : IS&S 8/4/21

Vial: 5  
 Operator: LP, DG, CH  
 Inst : Max  
 Multiplr: 1.00

Quant Time: Nov 12 9:06 2021

Quant Results File: M1111W.RES

Quant Method : M:\MAX\DATA\211111\M1111W.M (RTE Integrator)  
 Title : METHOD 8260B  
 Last Update : Fri Nov 12 09:05:35 2021  
 Response via : Initial Calibration  
 DataAcq Meth : M8260

Internal Standards	R.T.	QIon	Response	Conc	Units	Dev (Min)
1) Fluorobenzene (IS)	6.37	96	404400	25.00	ppb	0.00
65) Chlorobenzene-D5 (IS)	9.53	117	350989	25.00	ppb	0.00
80) 1,4-Dichlorobenzene-D (IS)	11.85	152	214879	25.00	ppb	0.00
System Monitoring Compounds						
41) Dibromofluoromethane(S)	5.59	111	48309	9.62	ppb	0.00
Spiked Amount	25.000		Recovery	=	38.472%	
46) 1,2-DCA-D4(S)	5.98	65	36192	10.27	ppb	0.00
Spiked Amount	25.000		Recovery	=	41.080%	
66) Toluene-D8(S)	8.08	98	162721	10.03	ppb	0.00
Spiked Amount	25.000		Recovery	=	40.116%	
74) 4-Bromofluorobenzene(S)	10.70	95	59062	9.04	ppb	0.00
Spiked Amount	25.000		Recovery	=	36.160%	
Target Compounds						
2) Chlorotrifluoroethene	1.03	116	1701	20.46	ppb #	3
3) Dichlorodifluoromethane	1.19	85	4858	1.98	ppb	90
4) Freon 114	1.30	85	3508	2.51	ppb	95
5) Chloromethane	1.34	50	3207	2.24	ppb	95
6) Vinyl chloride	1.43	62	2995	1.73	ppb #	76
7) 2-Chloro-1,1,1-trifluoroet	1.04	118	1073	22.62	ppb #	38
8) Bromomethane	1.69	94	4025	2.64	ppb	91
9) Chloroethane	1.80	64	3089	3.61	ppb	93
10) Dichlorofluoromethane	1.99	67	6741	1.74	ppb	95
11) Trichlorofluoromethane	2.02	101	9896	2.11	ppb	93
12) 2,2-Dichloro-1,1,1-trifluo	2.56	85	1772	377.21	ppb	100
13) Acrolein	2.45	56	15037	72.33	ppb #	77
14) Acetone	2.63	43	14092	26.93	ppb	92
15) Freon-113	2.55	151	4376	2.26	ppb	98
16) Acetonitrile	2.96	41	8331	66.24	ppb	89
17) 2-propanol	2.27	45	257	15.42	ppb #	61
18) 1,2-Dichlorotrifluoroethan	1.99	67	6741	1.74	ppb	100
19) 1,1-DCE	2.53	61	5157	1.83	ppb #	90
20) t-Butanol	3.37	59	12522	74.70	ppb #	82
21) Methyl Acetate	3.03	43	1696	1.92	ppb	95
22) Iodomethane	2.69	142	3524	2.77	ppb	82
23) Acrylonitrile	3.47	53	926	1.91	ppb #	91
25) Methylene chloride	3.12	84	3416	1.89	ppb #	75
26) Carbon disulfide	2.74	76	4271	1.87	ppb	99
27) Methyl t-butyl ether (MtBE)	3.51	73	11562	1.91	ppb #	87
28) Trans-1,2-DCE	3.46	96	3131	1.60	ppb	94
29) 3-Methylpentane	3.50	57	1806	1.47	ppb #	91

(#) = qualifier out of range (m) = manual integration

Data File : M:\MAX\DATA\211111\1111M25.D  
 Acq On : 11 Nov 21 20:03  
 Sample : 2ug/L VOC STD 11/11/21  
 Misc : IS&S 8/4/21

Vial: 5  
 Operator: LP,DG,CH  
 Inst : Max  
 Multiplr: 1.00

Quant Time: Nov 12 9:06 2021

Quant Results File: M1111W.RES

Quant Method : M:\MAX\DATA\211111\M1111W.M (RTE Integrator)  
 Title : METHOD 8260B  
 Last Update : Fri Nov 12 09:05:35 2021  
 Response via : Initial Calibration  
 DataAcq Meth : M8260

Compound	R.T.	QIon	Response	Conc	Unit	Qvalue
30) Hexane	3.75	56	46	4.51	ppb	100
31) Diisopropyl Ether	4.28	45	7538	2.00	ppb	95
32) 1,1-DCA	4.10	63	6245	2.11	ppb #	80
34) Ethyl tert Butyl Ether	4.81	59	9864	2.04	ppb	100
35) Methylcyclopentane	4.80	56	421	0.78	ppb #	100
36) MEK (2-Butanone)	5.03	43	16870	31.09	ppb	97
37) Cis-1,2-DCE	4.95	96	4692	2.17	ppb	87
38) 2,2-Dichloropropane	4.94	77	8390	2.21	ppb #	92
39) Chloroform	5.40	83	8432	2.22	ppb #	67
40) Bromochloromethane	5.26	130	3812	1.87	ppb #	80
42) 1,1,1-TCA	5.57	97	9784	2.18	ppb #	90
43) Cyclohexane	5.62	41	2984	2.29	ppb #	49
44) 1,1-Dichloropropene	5.79	75	4619	1.90	ppb	89
45) 2,2,4-Trimethylpentane	6.15	57	6604	2.03	ppb #	53
47) Carbon Tetrachloride	5.77	117	7818	1.84	ppb #	80
48) Tert Amyl Methyl Ether	6.21	73	10362	2.17	ppb #	95
49) 1,2-DCA	6.07	62	7365	1.94	ppb	95
50) Benzene	6.03	78	13682	1.95	ppb	93
51) TCE	6.79	95	4080	1.81	ppb	92
52) 2-Pentanone	7.04	43	66996	73.55	ppb	98
53) 1,2-Dichloropropane	7.02	63	1624	1.93	ppb	99
54) Bromodichloromethane	7.35	83	6339	1.99	ppb	87
55) Methyl Cyclohexane	6.97	83	5101	1.99	ppb	77
56) Dibromomethane	7.15	93	2527	1.83	ppb	91
57) MIBK (methyl isobutyl ket	8.00	43	32993	28.25	ppb	97
58) 1-Bromo-2-chloroethane	7.66	144	1043	2.33	ppb #	61
59) 2-Chloroethyl vinyl ether	7.76	43	47	62.03	ppb #	32
60) Cis-1,3-Dichloropropene	7.82	75	5531	1.95	ppb #	85
61) Toluene	8.14	91	16227	2.00	ppb	91
62) Trans-1,3-Dichloropropene	8.40	75	5617	2.01	ppb	91
63) 1,1,2-TCA	8.58	83	2812	2.24	ppb	93
64) 2-Hexanone	8.86	43	21841	28.00	ppb	96
67) 1,2-EDB	9.06	107	3721	2.01	ppb	99
68) Tetrachloroethene	8.69	164	4406	1.26	ppb #	83
69) 1-Chlorohexane	9.56	91	2470	1.77	ppb #	85
70) 1,1,1,2-Tetrachloroethane	9.65	131	6059	2.33	ppb	84
71) m&p-Xylene	9.80	106	15819	4.01	ppb	84
72) o-Xylene	10.19	106	7240	1.75	ppb	85
73) Styrene	10.20	104	11141	1.80	ppb	92
75) 1,3-Dichloropropane	8.74	76	5483	2.02	ppb	91
76) Dibromochloromethane	8.96	129	6152	2.27	ppb	75
77) Chlorobenzene	9.56	112	12317	2.04	ppb	93

(#) = qualifier out of range (m) = manual integration

Data File : M:\MAX\DATA\211111\1111M25.D  
 Acq On : 11 Nov 21 20:03  
 Sample : 2ug/L VOC STD 11/11/21  
 Misc : IS&S 8/4/21

Vial: 5  
 Operator: LP,DG,CH  
 Inst : Max  
 Multiplr: 1.00

Quant Time: Nov 12 9:06 2021

Quant Results File: M1111W.RES

Quant Method : M:\MAX\DATA\211111\M1111W.M (RTE Integrator)  
 Title : METHOD 8260B  
 Last Update : Fri Nov 12 09:05:35 2021  
 Response via : Initial Calibration  
 DataAcq Meth : M8260

Compound	R.T.	QIon	Response	Conc	Unit	Qvalue
78) Ethylbenzene	9.68	91	18193	1.90	ppb	94
79) Bromoform	10.38	173	4190	1.86	ppb	91
81) Isopropylbenzene	10.56	105	19653	1.96	ppb	99
82) 1,1,2,2-Tetrachloroethane	10.87	83	3459	2.03	ppb	# 68
83) 1,2,3-Trichloropropane	10.90	110	2168	2.51	ppb	94
84) t-1,4-Dichloro-2-Butene	10.93	53	721	2.01	ppb	86
85) Bromobenzene	10.84	156	6450	1.95	ppb	# 58
86) n-Propylbenzene	10.97	91	19340	1.97	ppb	97
87) 4-Ethyltoluene	11.08	105	17429	1.91	ppb	92
88) 2-Chlorotoluene	11.04	91	14893	1.91	ppb	91
89) 1,3,5-Trimethylbenzene	11.14	105	16154	1.91	ppb	83
90) 4-Chlorotoluene	11.15	91	14333	1.85	ppb	95
91) Tert-Butylbenzene	11.46	119	10049	2.14	ppb	93
92) 1,2,4-Trimethylbenzene	11.52	105	14056	1.74	ppb	94
93) Sec-Butylbenzene	11.69	105	16511	1.83	ppb	99
94) p-Isopropyltoluene	11.83	119	14097	1.62	ppb	99
95) Benzyl Chloride	12.01	91	4238	2.05	ppb	90
96) 1,3-DCB	11.78	146	11177	1.96	ppb	88
97) 1,4-DCB	11.87	146	12204	2.10	ppb	92
98) n-Butylbenzene	12.24	91	8185	2.54	ppb	83
99) 1,2-DCB	12.24	146	9645	1.73	ppb	# 83
100) Hexachloroethane	12.48	117	2849	1.93	ppb	84
101) 1,2-Dibromo-3-chloropropan	13.01	75	609	2.39	ppb	# 75
102) 1,2,4-Trichlorobenzene	13.84	180	2725	3.15	ppb	92
103) Hexachlorobutadiene	14.01	225	3697	2.41	ppb	# 71
104) Naphthalene	14.08	128	3760	2.04	ppb	# 77
105) 1,2,3-Trichlorobenzene	14.32	180	2662	3.31	ppb	92

(#) = qualifier out of range (m) = manual integration

1111M25.D M1111W.M

Fri Nov 12 09:46:21 2021

Page 3

Quantitation Report


Data File : M:\MAX\DATA\211111\1111M25.D  
Acq On : 11 Nov 21 20:03  
Sample : 2ug/L VOC STD 11/11/21  
Misc : IS&S 8/4/21

Vial: 5  
Operator: LP, DG, CH  
Inst : Max  
Multiplr: 1.00

Quant Time: Nov 12 9:06 2021

Quant Results File: M1111W.RES

Method : M:\MAX\DATA\211111\M1111W.M (RTE Integrator)  
Title : METHOD 8260B  
Last Update : Fri Nov 12 09:40:33 2021  
Response via : Initial Calibration



Data File : M:\MAX\DATA\211111\1111M26.D  
 Acq On : 11 Nov 21 20:32  
 Sample : 5ug/L VOC STD 11/11/21  
 Misc : IS&S 8/4/21

Vial: 6  
 Operator: LP,DG,CH  
 Inst : Max  
 Multiplr: 1.00

Quant Time: Nov 12 9:06 2021

Quant Results File: M1111W.RES

Quant Method : M:\MAX\DATA\211111\M1111W.M (RTE Integrator)  
 Title : METHOD 8260B  
 Last Update : Fri Nov 12 09:05:35 2021  
 Response via : Initial Calibration  
 DataAcq Meth : M8260

Internal Standards	R.T.	QIon	Response	Conc	Units	Dev(Min)
1) Fluorobenzene (IS)	6.37	96	411540	25.00	ppb	0.00
65) Chlorobenzene-D5 (IS)	9.53	117	360431	25.00	ppb	0.00
80) 1,4-Dichlorobenzene-D (IS)	11.85	152	229293	25.00	ppb	0.00
<b>System Monitoring Compounds</b>						
41) Dibromofluoromethane(S)	5.59	111	126663	24.78	ppb	0.00
Spiked Amount	25.000		Recovery	=	99.120%	
46) 1,2-DCA-D4(S)	5.98	65	88384	24.65	ppb	0.00
Spiked Amount	25.000		Recovery	=	98.584%	
66) Toluene-D8(S)	8.08	98	421468	25.30	ppb	0.00
Spiked Amount	25.000		Recovery	=	101.184%	
74) 4-Bromofluorobenzene(S)	10.70	95	168355	25.09	ppb	0.00
Spiked Amount	25.000		Recovery	=	100.372%	
<b>Target Compounds</b>						<b>Qvalue</b>
2) Chlorotrifluoroethene	1.01	116	1153	13.63	ppb #	76
3) Dichlorodifluoromethane	1.20	85	8691	3.49	ppb #	80
4) Freon 114	1.30	85	6755	4.75	ppb	94
5) Chloromethane	1.34	50	6022	4.13	ppb	100
6) Vinyl chloride	1.43	62	6859	3.89	ppb #	78
7) 2-Chloro-1,1,1-trifluoroet	1.03	118	1919	39.75	ppb #	73
8) Bromomethane	1.69	94	8112	5.22	ppb	97
9) Chloroethane	1.79	64	6137	5.87	ppb #	81
10) Dichlorofluoromethane	1.99	67	17195	4.36	ppb	91
11) Trichlorofluoromethane	2.02	101	21462	4.50	ppb	94
12) 2,2-Dichloro-1,1,1-trifluo	2.42	85	55	11.50	ppb	100
13) Acrolein	2.46	56	18234	86.10	ppb	96
14) Acetone	2.63	43	18836	35.37	ppb	97
15) Freon-113	2.55	151	10282	5.22	ppb	93
16) Acetonitrile	2.96	41	12079	94.37	ppb #	85
17) 2-propanol	2.28	45	116	6.84	ppb #	1
18) 1,2-Dichlorotrifluoroethan	1.99	67	17195	4.36	ppb #	100
19) 1,1-DCE	2.53	61	11819	4.11	ppb	99
20) t-Butanol	3.37	59	17495	104.12	ppb #	87
21) Methyl Acetate	3.02	43	4383	4.88	ppb	99
22) Iodomethane	2.68	142	8173	4.78	ppb	97
23) Acrylonitrile	3.47	53	2217	4.44	ppb #	81
24) 2-Methylpentane	1.97	71	21	4.64	ppb #	1
25) Methylene chloride	3.12	84	8164	4.44	ppb	93
26) Carbon disulfide	2.74	76	10425	4.50	ppb	98
27) Methyl t-butyl ether (MtBE	3.50	73	29839	4.83	ppb	92
28) Trans-1,2-DCE	3.47	96	8875	4.46	ppb	81

(#) = qualifier out of range (m) = manual integration

Data File : M:\MAX\DATA\211111\1111M26.D  
 Acq On : 11 Nov 21 20:32  
 Sample : 5ug/L VOC STD 11/11/21  
 Misc : IS&S 8/4/21

Vial: 6  
 Operator: LP,DG,CH  
 Inst : Max  
 Multiplr: 1.00

Quant Time: Nov 12 9:06 2021

Quant Results File: M1111W.RES

Quant Method : M:\MAX\DATA\211111\M1111W.M (RTE Integrator)  
 Title : METHOD 8260B  
 Last Update : Fri Nov 12 09:05:35 2021  
 Response via : Initial Calibration  
 DataAcq Meth : M8260

Compound	R.T.	QIon	Response	Conc	Unit	Qvalue
29) 3-Methylpentane	3.50	57	4621	4.27	ppb	95
30) Hexane	3.75	56	92	8.86	ppb	100
31) Diisopropyl Ether	4.28	45	18775	4.90	ppb	91
32) 1,1-DCA	4.10	63	14393	4.78	ppb	93
34) Ethyl tert Butyl Ether	4.81	59	24141	4.90	ppb #	84
35) Methylcyclopentane	4.79	56	1046	4.08	ppb	100
36) MEK (2-Butanone)	5.03	43	21206	38.41	ppb	96
37) Cis-1,2-DCE	4.95	96	10901	4.95	ppb	96
38) 2,2-Dichloropropane	4.93	77	17663	4.57	ppb #	77
39) Chloroform	5.39	83	20966	5.43	ppb	88
40) Bromochloromethane	5.26	130	8759	4.80	ppb	98
42) 1,1,1-TCA	5.57	97	23141	5.06	ppb	97
43) Cyclohexane	5.62	41	6481	4.90	ppb	76
44) 1,1-Dichloropropene	5.78	75	11432	4.62	ppb #	86
45) 2,2,4-Trimethylpentane	6.15	57	14439	4.37	ppb	97
47) Carbon Tetrachloride	5.77	117	21454	4.97	ppb	93
48) Tert Amyl Methyl Ether	6.22	73	24425	5.03	ppb	97
49) 1,2-DCA	6.07	62	19545	5.07	ppb	99
50) Benzene	6.03	78	33463	4.69	ppb	92
51) TCE	6.78	95	10558	4.61	ppb	91
52) 2-Pentanone	7.04	43	85402	92.13	ppb	95
53) 1,2-Dichloropropane	7.02	63	3957	4.89	ppb #	92
54) Bromodichloromethane	7.35	83	17103	5.27	ppb	94
55) Methyl Cyclohexane	6.97	83	11893	4.65	ppb	88
56) Dibromomethane	7.15	93	6753	4.81	ppb	80
57) MIBK (methyl isobutyl ket	8.00	43	42270	35.56	ppb	93
58) 1-Bromo-2-chloroethane	7.65	144	2454	5.40	ppb	75
59) 2-Chloroethyl vinyl ether	7.71	43	24	31.13	ppb #	8
60) Cis-1,3-Dichloropropene	7.82	75	13373	4.63	ppb	88
61) Toluene	8.14	91	38116	4.61	ppb	90
62) Trans-1,3-Dichloropropene	8.40	75	15004	5.27	ppb	94
63) 1,1,2-TCA	8.58	83	5654	4.42	ppb #	77
64) 2-Hexanone	8.85	43	27745	34.95	ppb	97
67) 1,2-EDB	9.06	107	9426	4.95	ppb	85
68) Tetrachloroethene	8.69	164	7864	3.30	ppb	95
69) 1-Chlorohexane	9.56	91	6822	4.76	ppb	94
70) 1,1,1,2-Tetrachloroethane	9.64	131	13944	5.21	ppb	98
71) m&p-Xylene	9.80	106	38029	9.39	ppb	96
72) o-Xylene	10.19	106	21349	5.01	ppb	87
73) Styrene	10.20	104	30408	4.78	ppb	99
75) 1,3-Dichloropropane	8.74	76	13415	4.81	ppb	98
76) Dibromochloromethane	8.96	129	14664	5.27	ppb	98

(#) = qualifier out of range (m) = manual integration  
 1111M26.D M1111W.M Fri Nov 12 09:46:23 2021

Data File : M:\MAX\DATA\211111\1111M26.D  
 Acq On : 11 Nov 21 20:32  
 Sample : 5ug/L VOC STD 11/11/21  
 Misc : IS&S 8/4/21

Vial: 6  
 Operator: LP,DG,CH  
 Inst : Max  
 Multiplr: 1.00

Quant Time: Nov 12 9:06 2021

Quant Results File: M1111W.RES

Quant Method : M:\MAX\DATA\211111\M1111W.M (RTE Integrator)  
 Title : METHOD 8260B  
 Last Update : Fri Nov 12 09:05:35 2021  
 Response via : Initial Calibration  
 DataAcq Meth : M8260

Compound	R.T.	QIon	Response	Conc	Unit	Qvalue
77) Chlorobenzene	9.56	112	29828	4.80	ppb	92
78) Ethylbenzene	9.68	91	47406	4.81	ppb	98
79) Bromoform	10.37	173	11767	5.09	ppb	89
81) Isopropylbenzene	10.56	105	51163	4.78	ppb	98
82) 1,1,2,2-Tetrachloroethane	10.87	83	8523	4.68	ppb #	82
83) 1,2,3-Trichloropropane	10.90	110	4282	4.64	ppb	88
84) t-1,4-Dichloro-2-Butene	10.93	53	1981	4.53	ppb	86
85) Bromobenzene	10.84	156	17079	4.85	ppb	82
86) n-Propylbenzene	10.97	91	50637	4.82	ppb	99
87) 4-Ethyltoluene	11.08	105	47495	4.89	ppb	93
88) 2-Chlorotoluene	11.04	91	40523	4.88	ppb	97
89) 1,3,5-Trimethylbenzene	11.15	105	44057	4.87	ppb	99
90) 4-Chlorotoluene	11.15	91	38796	4.69	ppb	100
91) Tert-Butylbenzene	11.47	119	24768	4.93	ppb	98
92) 1,2,4-Trimethylbenzene	11.51	105	41861	4.87	ppb	96
93) Sec-Butylbenzene	11.68	105	47327	4.93	ppb	96
94) p-Isopropyltoluene	11.83	119	40964	4.42	ppb	97
95) Benzyl Chloride	12.01	91	10876	4.93	ppb	98
96) 1,3-DCB	11.78	146	32153	5.28	ppb	91
97) 1,4-DCB	11.87	146	30559	4.93	ppb	91
98) n-Butylbenzene	12.24	91	24240	4.68	ppb	92
99) 1,2-DCB	12.24	146	29517	4.96	ppb	92
100) Hexachloroethane	12.48	117	7617	4.84	ppb	81
101) 1,2-Dibromo-3-chloropropan	13.02	75	2319	5.26	ppb	88
102) 1,2,4-Trichlorobenzene	13.83	180	7450	4.61	ppb	91
103) Hexachlorobutadiene	14.01	225	10111	4.58	ppb	88
104) Naphthalene	14.07	128	12639	3.87	ppb	97
105) 1,2,3-Trichlorobenzene	14.32	180	9083	4.78	ppb	96

(#) = qualifier out of range (m) = manual integration

Quantitation Report


Data File : M:\MAX\DATA\211111\1111M26.D  
Acq On : 11 Nov 21 20:32  
Sample : 5ug/L VOC STD 11/11/21  
Misc : IS&S 8/4/21

Vial: 6  
Operator: LP,DG,CH  
Inst : Max  
Multiplr: 1.00

Quant Time: Nov 12 9:06 2021

Quant Results File: M1111W.RES

Method : M:\MAX\DATA\211111\M1111W.M (RTE Integrator)  
Title : METHOD 8260B  
Last Update : Fri Nov 12 09:40:33 2021  
Response via : Initial Calibration





Data File : M:\MAX\DATA\211111\1111M27.D  
 Acq On : 11 Nov 21 21:00  
 Sample : 10ug/L VOC STD 11/11/21  
 Misc : IS&S 8/4/21

Vial: 7  
 Operator: LP,DG,CH  
 Inst : Max  
 Multiplr: 1.00

Quant Time: Nov 12 9:06 2021

Quant Results File: M1111W.RES

Quant Method : M:\MAX\DATA\211111\M1111W.M (RTE Integrator)  
 Title : METHOD 8260B  
 Last Update : Fri Nov 12 09:05:35 2021  
 Response via : Initial Calibration  
 DataAcq Meth : M8260

Internal Standards	R.T.	QIon	Response	Conc	Units	Dev(Min)
1) Fluorobenzene (IS)	6.37	96	400946	25.00	ppb	0.00
65) Chlorobenzene-D5 (IS)	9.53	117	356817	25.00	ppb	0.00
80) 1,4-Dichlorobenzene-D (IS)	11.85	152	231463	25.00	ppb	0.00

#### System Monitoring Compounds

41) Dibromofluoromethane(S)	5.59	111	125593	25.22	ppb	0.00
Spiked Amount	25.000		Recovery	=	100.880%	
46) 1,2-DCA-D4(S)	5.98	65	88784	25.41	ppb	0.00
Spiked Amount	25.000		Recovery	=	101.648%	
66) Toluene-D8(S)	8.08	98	424997	25.77	ppb	0.00
Spiked Amount	25.000		Recovery	=	103.064%	
74) 4-Bromofluorobenzene(S)	10.70	95	168961	25.44	ppb	0.00
Spiked Amount	25.000		Recovery	=	101.752%	

#### Target Compounds

	R.T.	QIon	Response	Conc	Units	Qvalue
2) Chlorotrifluoroethene	1.01	116	823	9.98	ppb	100
3) Dichlorodifluoromethane	1.20	85	22984	9.46	ppb	100
4) Freon 114	1.30	85	14926	10.78	ppb	100
5) Chloromethane	1.34	50	13183	9.28	ppb	100
6) Vinyl chloride	1.43	62	13203	7.69	ppb	100
7) 2-Chloro-1,1,1-trifluoroet	1.04	118	2348	49.92	ppb	100
8) Bromomethane	1.69	94	15538	10.27	ppb	100
9) Chloroethane	1.79	64	10756	9.58	ppb	100
10) Dichlorofluoromethane	1.99	67	36114	9.39	ppb	100
11) Trichlorofluoromethane	2.02	101	47637	10.24	ppb	100
12) 2,2-Dichloro-1,1,1-trifluo	2.41	85	93	19.97	ppb	100
13) Acrolein	2.46	56	21847	104.83	ppb	100
14) Acetone	2.63	43	23827	45.92	ppb	100
15) Freon-113	2.55	151	20152	10.50	ppb	100
16) Acetonitrile	2.96	41	15121	121.26	ppb	100
17) 2-propanol	2.28	45	825	49.92	ppb	100
18) 1,2-Dichlorotrifluoroethan	1.99	67	36114	9.39	ppb	100
19) 1,1-DCE	2.53	61	26310	9.39	ppb	100
20) t-Butanol	3.37	59	19743	122.14	ppb	100
21) Methyl Acetate	3.02	43	8249	9.43	ppb	100
22) Iodomethane	2.68	142	19181	9.81	ppb	100
23) Acrylonitrile	3.47	53	4623	9.47	ppb	100
24) 2-Methylpentane	2.13	71	44	9.98	ppb	100
25) Methylene chloride	3.11	84	16673	9.30	ppb	100
26) Carbon disulfide	2.74	76	20016	8.86	ppb	100
27) Methyl t-butyl ether (MtBE	3.50	73	57812	9.61	ppb	100
28) Trans-1,2-DCE	3.47	96	17417	8.98	ppb	100

(#) = qualifier out of range (m) = manual integration

Data File : M:\MAX\DATA\211111\1111M27.D  
 Acq On : 11 Nov 21 21:00  
 Sample : 10ug/L VOC STD 11/11/21  
 Misc : IS&S 8/4/21

Vial: 7  
 Operator: LP,DG,CH  
 Inst : Max  
 Multiplr: 1.00

Quant Time: Nov 12 9:06 2021

Quant Results File: M1111W.RES

Quant Method : M:\MAX\DATA\211111\M1111W.M (RTE Integrator)  
 Title : METHOD 8260B  
 Last Update : Fri Nov 12 09:05:35 2021  
 Response via : Initial Calibration  
 DataAcq Meth : M8260

Compound	R.T.	QIon	Response	Conc	Unit	Qvalue
29) 3-Methylpentane	3.50	57	9225	9.14	ppb	100
30) Hexane	3.75	56	202	19.97	ppb	100
31) Diisopropyl Ether	4.28	45	36030	9.65	ppb	100
32) 1,1-DCA	4.09	63	29730	10.13	ppb	100
34) Ethyl tert Butyl Ether	4.81	59	45272	9.42	ppb	100
35) Methylcyclopentane	4.80	56	2193	10.51	ppb	100
36) MEK (2-Butanone)	5.02	43	24718	45.95	ppb	100
37) Cis-1,2-DCE	4.95	96	19780	9.22	ppb	100
38) 2,2-Dichloropropane	4.93	77	39032	10.37	ppb	100
39) Chloroform	5.39	83	39076	10.39	ppb	100
40) Bromochloromethane	5.25	130	17072	10.05	ppb	100
42) 1,1,1-TCA	5.57	97	44793	10.05	ppb	100
43) Cyclohexane	5.62	41	12062	9.35	ppb	100
44) 1,1-Dichloropropene	5.79	75	22986	9.53	ppb	100
45) 2,2,4-Trimethylpentane	6.15	57	32996	10.25	ppb	100
47) Carbon Tetrachloride	5.77	117	42451	10.09	ppb	100
48) Tert Amyl Methyl Ether	6.22	73	45755	9.67	ppb	100
49) 1,2-DCA	6.07	62	37625	10.01	ppb	100
50) Benzene	6.03	78	63911	9.20	ppb	100
51) TCE	6.78	95	21382	9.58	ppb	100
52) 2-Pentanone	7.04	43	103468	114.57	ppb	100
53) 1,2-Dichloropropane	7.02	63	7350	9.51	ppb	100
54) Bromodichloromethane	7.34	83	32973	10.43	ppb	100
55) Methyl Cyclohexane	6.97	83	25875	10.47	ppb	100
56) Dibromomethane	7.15	93	13136	9.60	ppb	100
57) MIBK (methyl isobutyl ket	8.00	43	55295	47.75	ppb	100
58) 1-Bromo-2-chloroethane	7.65	144	4417	9.97	ppb	100
59) 2-Chloroethyl vinyl ether	7.71	43	45	59.90	ppb	# 100
60) Cis-1,3-Dichloropropene	7.82	75	27940	9.94	ppb	100
61) Toluene	8.14	91	80753	10.02	ppb	100
62) Trans-1,3-Dichloropropene	8.40	75	27257	9.82	ppb	100
63) 1,1,2-TCA	8.58	83	11706	9.39	ppb	100
64) 2-Hexanone	8.85	43	34667	44.82	ppb	100
67) 1,2-EDB	9.06	107	18555	9.85	ppb	100
68) Tetrachloroethene	8.69	164	17160	9.07	ppb	100
69) 1-Chlorohexane	9.56	91	12989	9.16	ppb	100
70) 1,1,1,2-Tetrachloroethane	9.65	131	28334	10.70	ppb	100
71) m&p-Xylene	9.79	106	80266	20.02	ppb	100
72) o-Xylene	10.19	106	40639	9.64	ppb	100
73) Styrene	10.20	104	60903	9.68	ppb	100
75) 1,3-Dichloropropane	8.74	76	26979	9.77	ppb	100
76) Dibromochloromethane	8.96	129	25889	9.41	ppb	100

(#) = qualifier out of range (m) = manual integration

Data File : M:\MAX\DATA\211111\1111M27.D  
 Acq On : 11 Nov 21 21:00  
 Sample : 10ug/L VOC STD 11/11/21  
 Misc : IS&S 8/4/21

Vial: 7  
 Operator: LP,DG,CH  
 Inst : Max  
 Multiplr: 1.00

Quant Time: Nov 12 9:06 2021

Quant Results File: M1111W.RES

Quant Method : M:\MAX\DATA\211111\M1111W.M (RTE Integrator)  
 Title : METHOD 8260B  
 Last Update : Fri Nov 12 09:05:35 2021  
 Response via : Initial Calibration  
 DataAcq Meth : M8260

Compound	R.T.	QIon	Response	Conc	Unit	Qvalue
77) Chlorobenzene	9.55	112	60128	9.78	ppb	100
78) Ethylbenzene	9.68	91	94352	9.67	ppb	100
79) Bromoform	10.37	173	21895	9.57	ppb	100
81) Isopropylbenzene	10.56	105	105829	9.79	ppb	100
82) 1,1,2,2-Tetrachloroethane	10.87	83	16839	9.16	ppb	100
83) 1,2,3-Trichloropropane	10.90	110	9218	9.91	ppb	100
84) t-1,4-Dichloro-2-Butene	10.92	53	3942	8.55	ppb	100
85) Bromobenzene	10.84	156	35508	9.98	ppb	100
86) n-Propylbenzene	10.97	91	103172	9.74	ppb	100
87) 4-Ethyltoluene	11.08	105	96927	9.88	ppb	100
88) 2-Chlorotoluene	11.04	91	78642	9.39	ppb	100
89) 1,3,5-Trimethylbenzene	11.14	105	88696	9.72	ppb	100
90) 4-Chlorotoluene	11.15	91	79169	9.49	ppb	100
91) Tert-Butylbenzene	11.47	119	51216	10.11	ppb	100
92) 1,2,4-Trimethylbenzene	11.51	105	86750	9.99	ppb	100
93) Sec-Butylbenzene	11.68	105	99580	10.27	ppb	100
94) p-Isopropyltoluene	11.83	119	93919	10.04	ppb	100
95) Benzyl Chloride	12.01	91	20103	9.03	ppb	100
96) 1,3-DCB	11.78	146	60112	9.79	ppb	100
97) 1,4-DCB	11.87	146	59719	9.55	ppb	100
98) n-Butylbenzene	12.24	91	53810	8.69	ppb	100
99) 1,2-DCB	12.24	146	59199	9.86	ppb	100
100) Hexachloroethane	12.48	117	15707	9.89	ppb	100
101) 1,2-Dibromo-3-chloropropan	13.01	75	4028	8.13	ppb	100
102) 1,2,4-Trichlorobenzene	13.84	180	18120	7.99	ppb	100
103) Hexachlorobutadiene	14.01	225	23171	9.10	ppb	100
104) Naphthalene	14.08	128	30282	7.46	ppb	100
105) 1,2,3-Trichlorobenzene	14.32	180	21674	7.70	ppb	100

(#) = qualifier out of range (m) = manual integration



Data File : M:\MAX\DATA\211111\1111M28.D  
 Acq On : 11 Nov 21 21:28  
 Sample : 20ug/L VOC STD 11/11/21  
 Misc : IS&S 8/4/21

Vial: 8  
 Operator: LP,DG,CH  
 Inst : Max  
 Multiplr: 1.00

Quant Time: Nov 12 9:06 2021

Quant Results File: M1111W.RES

Quant Method : M:\MAX\DATA\211111\M1111W.M (RTE Integrator)  
 Title : METHOD 8260B  
 Last Update : Fri Nov 12 09:05:35 2021  
 Response via : Initial Calibration  
 DataAcq Meth : M8260

Internal Standards	R.T.	QIon	Response	Conc	Units	Dev(Min)
1) Fluorobenzene (IS)	6.37	96	404029	25.00	ppb	0.00
65) Chlorobenzene-D5 (IS)	9.53	117	358338	25.00	ppb	0.00
80) 1,4-Dichlorobenzene-D (IS)	11.85	152	243425	25.00	ppb	0.00
System Monitoring Compounds						
41) Dibromofluoromethane(S)	5.59	111	252655	50.35	ppb	0.00
Spiked Amount	25.000		Recovery	=	201.388%	
46) 1,2-DCA-D4(S)	5.98	65	169984	48.28	ppb	0.00
Spiked Amount	25.000		Recovery	=	193.128%	
66) Toluene-D8(S)	8.08	98	825135	49.81	ppb	0.00
Spiked Amount	25.000		Recovery	=	199.248%	
74) 4-Bromofluorobenzene(S)	10.70	95	334735	50.18	ppb	0.00
Spiked Amount	25.000		Recovery	=	200.728%	
Target Compounds						
2) Chlorotrifluoroethene	1.04	116	1836	22.10	ppb	# 1
3) Dichlorodifluoromethane	1.19	85	44816	18.31	ppb	97
4) Freon 114	1.30	85	29562	21.18	ppb	87
5) Chloromethane	1.34	50	22624	15.81	ppb	98
6) Vinyl chloride	1.43	62	29171	16.86	ppb	# 75
7) 2-Chloro-1,1,1-trifluoroet	1.01	118	1756	37.05	ppb	# 41
8) Bromomethane	1.69	94	30220	19.82	ppb	99
9) Chloroethane	1.78	64	18499	15.49	ppb	96
10) Dichlorofluoromethane	1.99	67	68067	17.56	ppb	99
11) Trichlorofluoromethane	2.02	101	90145	19.24	ppb	98
12) 2,2-Dichloro-1,1,1-trifluo	2.54	85	15422	3285.92	ppb	100
13) Acrolein	2.46	56	27582	128.66	ppb	97
14) Acetone	2.63	43	28929	55.33	ppb	99
15) Freon-113	2.55	151	37628	19.45	ppb	# 81
16) Acetonitrile	2.96	41	17905	142.49	ppb	93
17) 2-propanol	2.28	45	1239	74.40	ppb	# 89
18) 1,2-Dichlorotrifluoroethan	1.99	67	68067	17.56	ppb	100
19) 1,1-DCE	2.53	61	50251	17.80	ppb	99
20) t-Butanol	3.38	59	23857	149.77	ppb	# 81
21) Methyl Acetate	3.02	43	14521	16.47	ppb	87
22) Iodomethane	2.68	142	40884	19.41	ppb	94
23) Acrylonitrile	3.47	53	8995	18.25	ppb	# 91
24) 2-Methylpentane	2.05	71	24	5.40	ppb	# 1
25) Methylene chloride	3.11	84	32606	18.06	ppb	93
26) Carbon disulfide	2.73	76	37720	16.57	ppb	# 93
27) Methyl t-butyl ether (MtBE	3.50	73	109398	18.05	ppb	97
28) Trans-1,2-DCE	3.46	96	33987	17.39	ppb	97

(#) = qualifier out of range (m) = manual integration

Data File : M:\MAX\DATA\211111\1111M28.D  
 Acq On : 11 Nov 21 21:28  
 Sample : 20ug/L VOC STD 11/11/21  
 Misc : IS&S 8/4/21

Vial: 8  
 Operator: LP,DG,CH  
 Inst : Max  
 Multiplr: 1.00

Quant Time: Nov 12 9:06 2021

Quant Results File: M1111W.RES

Quant Method : M:\MAX\DATA\211111\M1111W.M (RTE Integrator)  
 Title : METHOD 8260B  
 Last Update : Fri Nov 12 09:05:35 2021  
 Response via : Initial Calibration  
 DataAcq Meth : M8260

Compound	R.T.	QIon	Response	Conc	Unit	Qvalue
29) 3-Methylpentane	3.50	57	18284	18.34	ppb	# 97
30) Hexane	3.75	56	116	11.38	ppb	100
31) Diisopropyl Ether	4.28	45	72616	19.31	ppb	95
32) 1,1-DCA	4.09	63	57059	19.29	ppb	96
34) Ethyl tert Butyl Ether	4.80	59	87044	17.98	ppb	100
35) Methylcyclopentane	4.80	56	4177	21.20	ppb	100
36) MEK (2-Butanone)	5.02	43	30148	55.62	ppb	# 87
37) Cis-1,2-DCE	4.95	96	41425	19.16	ppb	94
38) 2,2-Dichloropropane	4.93	77	70981	18.71	ppb	# 89
39) Chloroform	5.39	83	78196	20.63	ppb	94
40) Bromochloromethane	5.25	130	32800	19.56	ppb	90
42) 1,1,1-TCA	5.57	97	90169	20.07	ppb	96
43) Cyclohexane	5.62	41	22845	17.58	ppb	88
44) 1,1-Dichloropropene	5.78	75	46082	18.97	ppb	88
45) 2,2,4-Trimethylpentane	6.15	57	63118	19.47	ppb	95
47) Carbon Tetrachloride	5.77	117	82321	19.42	ppb	87
48) Tert Amyl Methyl Ether	6.21	73	87845	18.43	ppb	94
49) 1,2-DCA	6.07	62	72663	19.19	ppb	97
50) Benzene	6.03	78	128173	18.30	ppb	95
51) TCE	6.78	95	40845	18.17	ppb	97
52) 2-Pentanone	7.03	43	125452	137.85	ppb	99
53) 1,2-Dichloropropane	7.03	63	13498	17.49	ppb	98
54) Bromodichloromethane	7.34	83	63782	20.02	ppb	92
55) Methyl Cyclohexane	6.96	83	47414	19.10	ppb	95
56) Dibromomethane	7.15	93	23136	16.78	ppb	93
57) MIBK (methyl isobutyl ket	8.00	43	62903	53.90	ppb	# 92
58) 1-Bromo-2-chloroethane	7.65	144	8974	20.11	ppb	91
59) 2-Chloroethyl vinyl ether	7.72	43	19	25.10	ppb	# 32
60) Cis-1,3-Dichloropropene	7.82	75	56160	19.82	ppb	95
61) Toluene	8.14	91	151728	18.69	ppb	96
62) Trans-1,3-Dichloropropene	8.40	75	53294	19.05	ppb	93
63) 1,1,2-TCA	8.57	83	21157	16.84	ppb	93
64) 2-Hexanone	8.85	43	41456	53.19	ppb	99
67) 1,2-EDB	9.06	107	34558	18.27	ppb	85
68) Tetrachloroethene	8.69	164	32240	18.27	ppb	96
69) 1-Chlorohexane	9.56	91	26656	18.71	ppb	93
70) 1,1,1,2-Tetrachloroethane	9.65	131	54422	20.46	ppb	94
71) m&p-Xylene	9.79	106	158733	39.43	ppb	97
72) o-Xylene	10.19	106	79841	18.85	ppb	100
73) Styrene	10.20	104	128641	20.36	ppb	99
75) 1,3-Dichloropropane	8.74	76	48269	17.40	ppb	85
76) Dibromochloromethane	8.96	129	53624	19.40	ppb	87

(#) = qualifier out of range (m) = manual integration

1111M28.D M1111W.M

Fri Nov 12 09:46:27 2021

Page 2

Data File : M:\MAX\DATA\211111\1111M28.D  
 Acq On : 11 Nov 21 21:28  
 Sample : 20ug/L VOC STD 11/11/21  
 Misc : IS&S 8/4/21

Vial: 8  
 Operator: LP,DG,CH  
 Inst : Max  
 Multiplr: 1.00

Quant Time: Nov 12 9:06 2021

Quant Results File: M1111W.RES

Quant Method : M:\MAX\DATA\211111\M1111W.M (RTE Integrator)  
 Title : METHOD 8260B  
 Last Update : Fri Nov 12 09:05:35 2021  
 Response via : Initial Calibration  
 DataAcq Meth : M8260

Compound	R.T.	QIon	Response	Conc	Unit	Qvalue
77) Chlorobenzene	9.55	112	114870	18.60	ppb	97
78) Ethylbenzene	9.68	91	186863	19.07	ppb	98
79) Bromoform	10.37	173	43702	19.02	ppb	97
81) Isopropylbenzene	10.56	105	205496	18.07	ppb	99
82) 1,1,2,2-Tetrachloroethane	10.87	83	32364	16.74	ppb	93
83) 1,2,3-Trichloropropane	10.90	110	16544	16.90	ppb	99
84) t-1,4-Dichloro-2-Butene	10.93	53	8153	16.42	ppb	96
85) Bromobenzene	10.84	156	67558	18.06	ppb	83
86) n-Propylbenzene	10.97	91	207359	18.61	ppb	97
87) 4-Ethyltoluene	11.08	105	196238	19.02	ppb	98
88) 2-Chlorotoluene	11.04	91	158529	17.99	ppb	100
89) 1,3,5-Trimethylbenzene	11.14	105	179984	18.75	ppb	98
90) 4-Chlorotoluene	11.15	91	163273	18.61	ppb	95
91) Tert-Butylbenzene	11.47	119	112432	21.10	ppb	95
92) 1,2,4-Trimethylbenzene	11.51	105	181331	19.85	ppb	97
93) Sec-Butylbenzene	11.68	105	202000	19.80	ppb	97
94) p-Isopropyltoluene	11.83	119	194486	19.76	ppb	98
95) Benzyl Chloride	12.01	91	41709	17.81	ppb	100
96) 1,3-DCB	11.78	146	120893	18.71	ppb	98
97) 1,4-DCB	11.87	146	120929	18.38	ppb	95
98) n-Butylbenzene	12.24	91	118945	16.80	ppb	96
99) 1,2-DCB	12.24	146	121451	19.23	ppb	96
100) Hexachloroethane	12.48	117	31640	18.94	ppb	89
101) 1,2-Dibromo-3-chloropropan	13.02	75	9721	17.01	ppb	85
102) 1,2,4-Trichlorobenzene	13.84	180	41960	14.94	ppb	96
103) Hexachlorobutadiene	14.01	225	49567	17.46	ppb	93
104) Naphthalene	14.08	128	78035	15.94	ppb	98
105) 1,2,3-Trichlorobenzene	14.32	180	53846	14.58	ppb	94

(#) = qualifier out of range (m) = manual integration

Quantitation Report

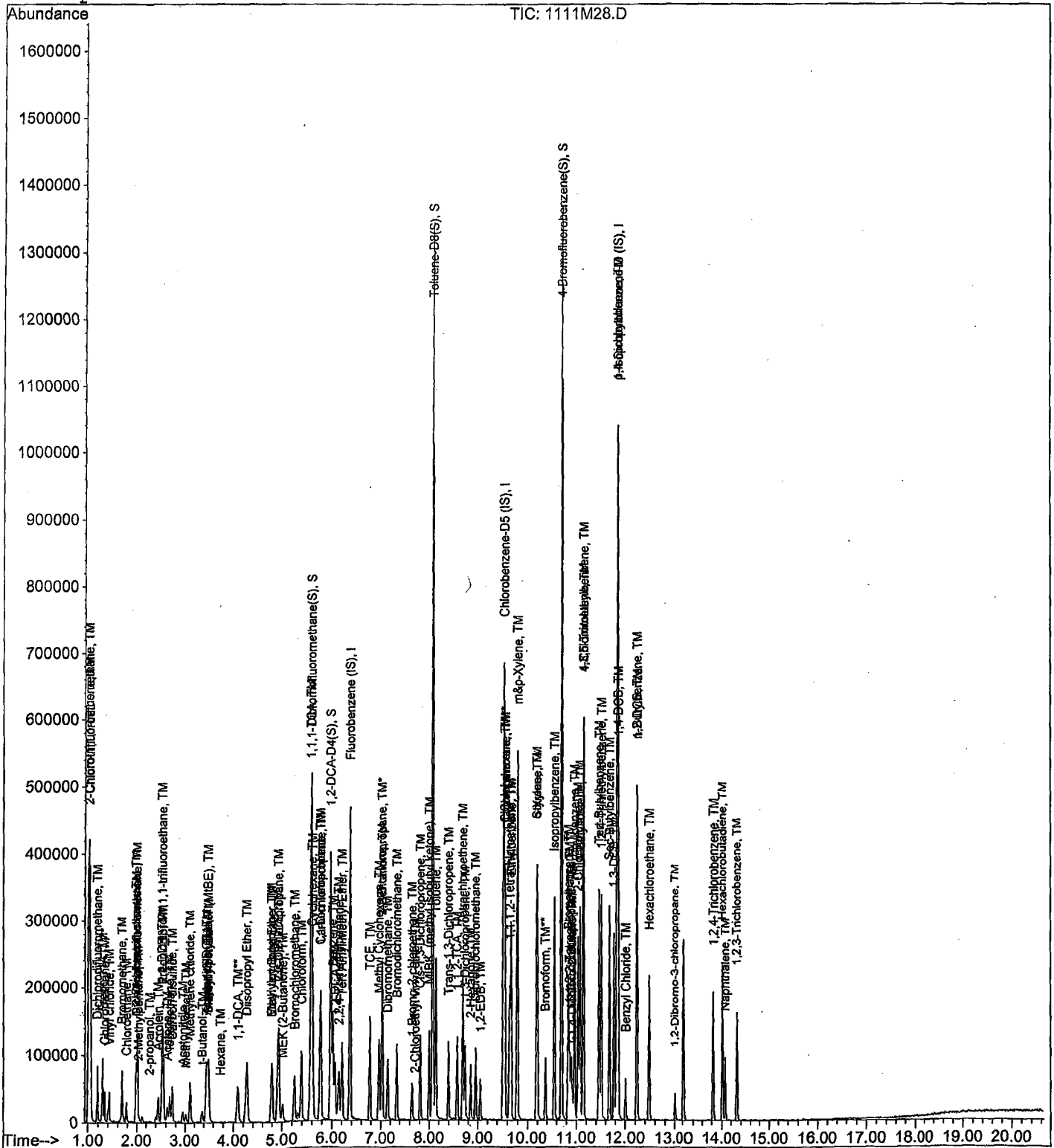
Data File : M:\MAX\DATA\211111\1111M28.D  
Acq On : 11 Nov 21 21:28  
Sample : 20ug/L VOC STD 11/11/21  
Misc : IS&S 8/4/21

Vial: 8  
Operator: LP,DG,CH  
Inst : Max  
Multiplr: 1.00

Quant Time: Nov 12 9:06 2021

Quant Results File: M1111W.RES

Method : M:\MAX\DATA\211111\M1111W.M (RTE Integrator)  
Title : METHOD 8260B  
Last Update : Fri Nov 12 09:40:33 2021  
Response via : Initial Calibration





Data File : M:\MAX\DATA\211111\1111M29.D  
 Acq On : 11 Nov 21 21:57  
 Sample : 40ug/L VOC STD 11/11/21  
 Misc : IS&S 8/4/21

Vial: 9  
 Operator: LP,DG,CH  
 Inst : Max  
 Multiplr: 1.00

Quant Time: Nov 12 9:06 2021

Quant Results File: M1111W.RES

Quant Method : M:\MAX\DATA\211111\M1111W.M (RTE Integrator)  
 Title : METHOD 8260B  
 Last Update : Fri Nov 12 09:05:35 2021  
 Response via : Initial Calibration  
 DataAcq Meth : M8260

Internal Standards	R.T.	QIon	Response	Conc	Units	Dev (Min)
1) Fluorobenzene (IS)	6.37	96	410532	25.00	ppb	0.00
65) Chlorobenzene-D5 (IS)	9.53	117	372777	25.00	ppb	0.00
80) 1,4-Dichlorobenzene-D (IS)	11.84	152	245394	25.00	ppb	0.00

#### System Monitoring Compounds

41) Dibromofluoromethane(S)	5.59	111	259251	50.84	ppb	0.00
Spiked Amount	25.000		Recovery	= 203.372%		
46) 1,2-DCA-D4(S)	5.98	65	172352	48.18	ppb	0.00
Spiked Amount	25.000		Recovery	= 192.716%		
66) Toluene-D8(S)	8.08	98	841773	48.85	ppb	0.00
Spiked Amount	25.000		Recovery	= 195.396%		
74) 4-Bromofluorobenzene(S)	10.70	95	342243	49.32	ppb	0.00
Spiked Amount	25.000		Recovery	= 197.280%		

#### Target Compounds

Target Compounds	R.T.	QIon	Response	Conc	Units	Qvalue
2) Chlorotrifluoroethene	1.02	116	1920	22.75	ppb #	85
3) Dichlorodifluoromethane	1.19	85	91848	36.94	ppb	100
4) Freon 114	1.30	85	61558	43.40	ppb	93
5) Chloromethane	1.34	50	52016	35.78	ppb	98
6) Vinyl chloride	1.43	62	58412	33.22	ppb	84
7) 2-Chloro-1,1,1-trifluoroet	1.04	118	2375	49.31	ppb #	28
8) Bromomethane	1.69	94	59595	38.46	ppb	99
9) Chloroethane	1.78	64	37432	29.62	ppb	97
10) Dichlorofluoromethane	1.99	67	145200	36.87	ppb	99
11) Trichlorofluoromethane	2.01	101	188147	39.52	ppb	100
12) 2,2-Dichloro-1,1,1-trifluo	2.55	85	30548	6405.68	ppb	100
13) Acrolein	2.46	56	32694	147.22	ppb	95
14) Acetone	2.63	43	38611	72.68	ppb	98
15) Freon-113	2.55	151	81158	41.29	ppb	90
16) Acetonitrile	2.96	41	21885	171.41	ppb	97
17) 2-propanol	2.29	45	2841	167.89	ppb #	83
18) 1,2-Dichlorotrifluoroethan	1.99	67	145200	36.87	ppb	100
19) 1,1-DCE	2.53	61	105741	36.86	ppb	96
20) t-Butanol	3.38	59	35344	237.46	ppb #	80
21) Methyl Acetate	3.02	43	32588	36.34	ppb	97
22) Iodomethane	2.68	142	94938	42.82	ppb	90
23) Acrylonitrile	3.46	53	18608	37.13	ppb #	84
24) 2-Methylpentane	2.11	71	120	26.59	ppb #	1
25) Methylene chloride	3.11	84	66806	36.41	ppb	86
26) Carbon disulfide	2.73	76	82112	35.50	ppb	97
27) Methyl t-butyl ether (MtBE	3.50	73	237272	38.53	ppb	96
28) Trans-1,2-DCE	3.46	96	72259	36.38	ppb	93

(#) = qualifier out of range (m) = manual integration

Data File : M:\MAX\DATA\211111\1111M29.D  
 Acq On : 11 Nov 21 21:57  
 Sample : 40ug/L VOC STD 11/11/21  
 Misc : IS&S 8/4/21

Vial: 9  
 Operator: LP,DG,CH  
 Inst : Max  
 Multiplr: 1.00

Quant Time: Nov 12 9:06 2021

Quant Results File: M1111W.RES

Quant Method : M:\MAX\DATA\211111\M1111W.M (RTE Integrator)  
 Title : METHOD 8260B  
 Last Update : Fri Nov 12 09:05:35 2021  
 Response via : Initial Calibration  
 DataAcq Meth : M8260

Compound	R.T.	QIon	Response	Conc	Unit	Qvalue
29) 3-Methylpentane	3.50	57	39446	39.37	ppb	95
30) Hexane	3.74	56	520	50.20	ppb #	100
31) Diisopropyl Ether	4.28	45	153571	40.19	ppb	97
32) 1,1-DCA	4.09	63	116612	38.79	ppb	95
34) Ethyl tert Butyl Ether	4.80	59	186951	38.00	ppb	97
35) Methylcyclopentane	4.80	56	7494	38.58	ppb	100
36) MEK (2-Butanone)	5.02	43	41437	75.23	ppb	95
37) Cis-1,2-DCE	4.95	96	82080	37.35	ppb	91
38) 2,2-Dichloropropane	4.93	77	148357	38.50	ppb	97
39) Chloroform	5.39	83	163342	42.41	ppb	92
40) Bromochloromethane	5.25	130	65934	39.14	ppb	96
42) 1,1,1-TCA	5.57	97	185118	40.55	ppb	98
43) Cyclohexane	5.62	41	48922	37.05	ppb	87
44) 1,1-Dichloropropene	5.78	75	92663	37.54	ppb	94
45) 2,2,4-Trimethylpentane	6.15	57	136200	41.34	ppb	97
47) Carbon Tetrachloride	5.77	117	171977	39.93	ppb	98
48) Tert Amyl Methyl Ether	6.21	73	180481	37.27	ppb	96
49) 1,2-DCA	6.07	62	149890	38.96	ppb	98
50) Benzene	6.03	78	263460	37.02	ppb	94
51) TCE	6.78	95	86779	37.99	ppb	99
52) 2-Pentanone	7.03	43	157666	170.51	ppb	97
53) 1,2-Dichloropropane	7.02	63	29375	37.67	ppb	97
54) Bromodichloromethane	7.34	83	131973	40.76	ppb	93
55) Methyl Cyclohexane	6.97	83	102821	40.84	ppb	98
56) Dibromomethane	7.15	93	49294	35.19	ppb	91
57) MIBK (methyl isobutyl ket	8.00	43	91035	76.77	ppb	94
58) 1-Bromo-2-chloroethane	7.65	144	17920	39.51	ppb	92
59) 2-Chloroethyl vinyl ether	7.77	43	88	114.41	ppb #	32
60) Cis-1,3-Dichloropropene	7.82	75	120096	41.72	ppb	92
61) Toluene	8.14	91	320702	38.88	ppb	96
62) Trans-1,3-Dichloropropene	8.40	75	121311	42.68	ppb	95
63) 1,1,2-TCA	8.58	83	48125	37.71	ppb	98
64) 2-Hexanone	8.85	43	59620	75.28	ppb	98
67) 1,2-EDB	9.06	107	70434	35.79	ppb #	77
68) Tetrachloroethene	8.69	164	67208	38.12	ppb	97
69) 1-Chlorohexane	9.56	91	56896	38.40	ppb	95
70) 1,1,1,2-Tetrachloroethane	9.65	131	114802	41.48	ppb	99
71) m&p-Xylene	9.80	106	331735	79.22	ppb	100
72) o-Xylene	10.19	106	163008	37.00	ppb	99
73) Styrene	10.20	104	268247	40.81	ppb	97
75) 1,3-Dichloropropane	8.74	76	107722	37.32	ppb	94
76) Dibromochloromethane	8.96	129	118556	41.23	ppb	94

(#) = qualifier out of range (m) = manual integration  
 1111M29.D M1111W.M Fri Nov 12 09:46:29 2021

Data File : M:\MAX\DATA\211111\1111M29.D  
 Acq On : 11 Nov 21 21:57  
 Sample : 40ug/L VOC STD 11/11/21  
 Misc : IS&S 8/4/21

Vial: 9  
 Operator: LP,DG,CH  
 Inst : Max  
 Multiplr: 1.00

Quant Time: Nov 12 9:06 2021

Quant Results File: M1111W.RES

Quant Method : M:\MAX\DATA\211111\M1111W.M (RTE Integrator)  
 Title : METHOD 8260B  
 Last Update : Fri Nov 12 09:05:35 2021  
 Response via : Initial Calibration  
 DataAcq Meth : M8260

Compound	R.T.	QIon	Response	Conc	Unit	Qvalue
77) Chlorobenzene	9.55	112	253152	39.40	ppb	93
78) Ethylbenzene	9.68	91	389158	38.18	ppb	99
79) Bromoform	10.37	173	92475	38.69	ppb	93
81) Isopropylbenzene	10.56	105	440003	38.39	ppb	100
82) 1,1,2,2-Tetrachloroethane	10.87	83	65314	33.51	ppb #	97
83) 1,2,3-Trichloropropane	10.90	110	34803	35.27	ppb	91
84) t-1,4-Dichloro-2-Butene	10.92	53	16174	31.93	ppb	96
85) Bromobenzene	10.84	156	144813	38.41	ppb	86
86) n-Propylbenzene	10.97	91	443246	39.46	ppb	96
87) 4-Ethyltoluene	11.08	105	420235	40.40	ppb	99
88) 2-Chlorotoluene	11.04	91	330523	37.21	ppb	96
89) 1,3,5-Trimethylbenzene	11.14	105	378109	39.08	ppb	100
90) 4-Chlorotoluene	11.15	91	336524	38.05	ppb	92
91) Tert-Butylbenzene	11.47	119	230016	42.82	ppb	98
92) 1,2,4-Trimethylbenzene	11.51	105	378010	41.05	ppb	100
93) Sec-Butylbenzene	11.68	105	435797	42.38	ppb	99
94) p-Isopropyltoluene	11.83	119	423619	42.70	ppb	97
95) Benzyl Chloride	12.01	91	89732	38.01	ppb	96
96) 1,3-DCB	11.78	146	253470	38.92	ppb	99
97) 1,4-DCB	11.87	146	246246	37.13	ppb	98
98) n-Butylbenzene	12.24	91	271806	36.38	ppb	98
99) 1,2-DCB	12.24	146	249651	39.20	ppb	97
100) Hexachloroethane	12.48	117	71950	42.71	ppb	84
101) 1,2-Dibromo-3-chloropropan	13.01	75	19128	31.99	ppb	95
102) 1,2,4-Trichlorobenzene	13.83	180	105896	34.06	ppb	95
103) Hexachlorobutadiene	14.01	225	115668	39.08	ppb	93
104) Naphthalene	14.08	128	203041	35.98	ppb	98
105) 1,2,3-Trichlorobenzene	14.32	180	133413	31.99	ppb	98

(#) = qualifier out of range (m) = manual integration

Quantitation Report

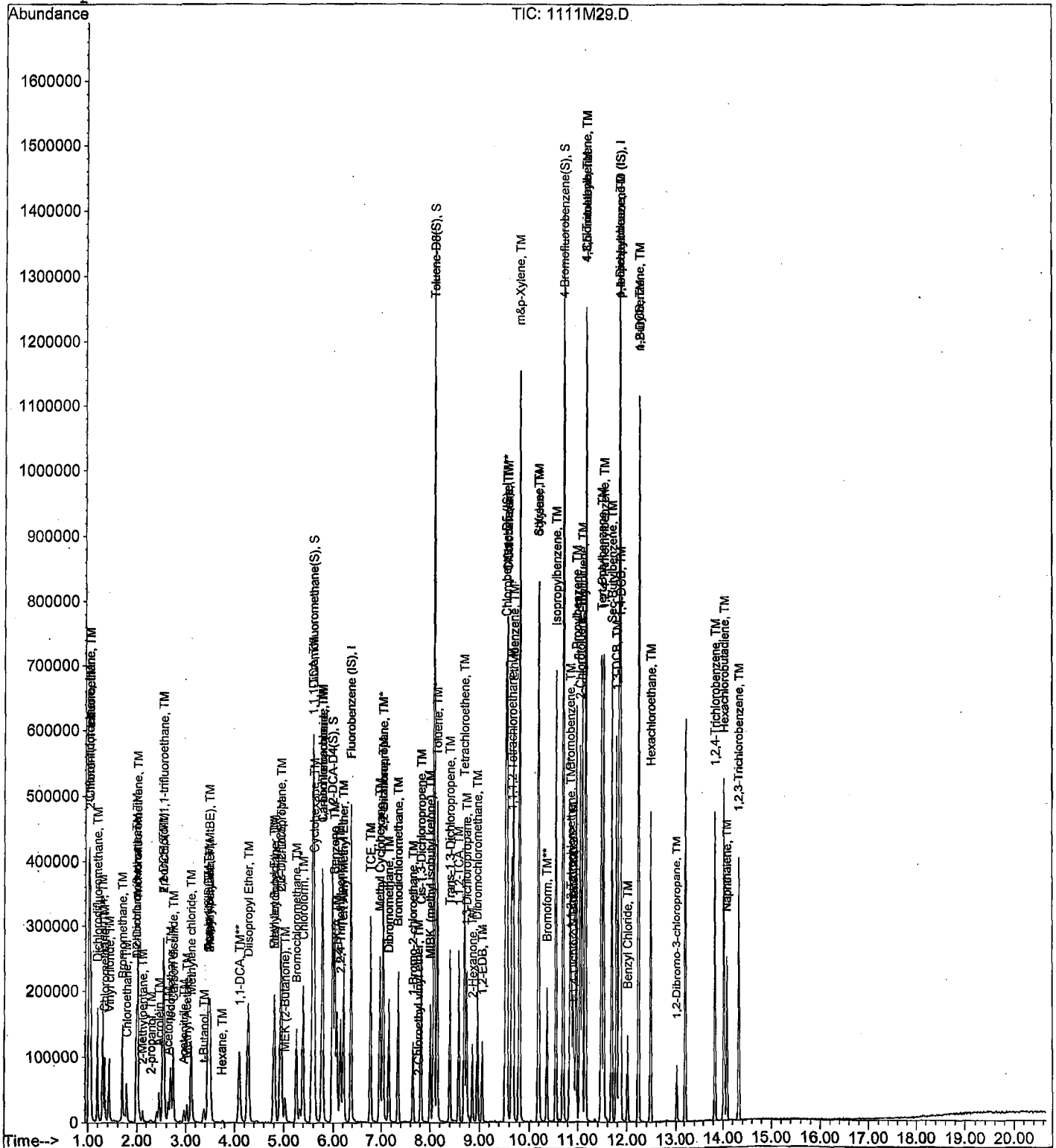
Data File : M:\MAX\DATA\211111\1111M29.D  
Acq On : 11 Nov 21 21:57  
Sample : 40ug/L VOC STD 11/11/21  
Misc : IS&S 8/4/21

Vial: 9  
Operator: LP,DG,CH  
Inst : Max  
Multiplr: 1.00

Quant Time: Nov 12 9:06 2021

Quant Results File: M1111W.RES

Method : M:\MAX\DATA\211111\M1111W.M (RTE Integrator)  
Title : METHOD 8260B  
Last Update : Fri Nov 12 09:40:33 2021  
Response via : Initial Calibration



Data File : M:\MAX\DATA\211111\1111M30.D  
 Acq On : 11 Nov 21 22:25  
 Sample : 100ug/L VOC STD 11/11/21  
 Misc : IS&S 8/4/21

Vial: 10  
 Operator: LP,DG,CH  
 Inst : Max  
 Multiplr: 1.00

Quant Time: Nov 12 9:06 2021

Quant Results File: M1111W.RES

Quant Method : M:\MAX\DATA\211111\M1111W.M (RTE Integrator)  
 Title : METHOD 8260B  
 Last Update : Fri Nov 12 09:05:35 2021  
 Response via : Initial Calibration  
 DataAcq Meth : M8260

Internal Standards	R.T.	QIon	Response	Conc	Units	Dev (Min)
1) Fluorobenzene (IS)	6.37	96	401409	25.00	ppb	0.00
65) Chlorobenzene-D5 (IS)	9.53	117	366234	25.00	ppb	0.00
80) 1,4-Dichlorobenzene-D (IS)	11.84	152	257008	25.00	ppb	0.00
<b>System Monitoring Compounds</b>						
41) Dibromofluoromethane (S)	5.59	111	457653	91.79	ppb	0.00
Spiked Amount	25.000		Recovery	=	367.172%	
46) 1,2-DCA-D4 (S)	5.98	65	299456	85.61	ppb	0.00
Spiked Amount	25.000		Recovery	=	342.444%	
66) Toluene-D8 (S)	8.08	98	1531875	90.48	ppb	0.00
Spiked Amount	25.000		Recovery	=	361.936%	
74) 4-Bromofluorobenzene (S)	10.70	95	673598	98.81	ppb	0.00
Spiked Amount	25.000		Recovery	=	395.224%	
<b>Target Compounds</b>						
2) Chlorotrifluoroethene	1.00	116	147	1.78	ppb	# 44
3) Dichlorodifluoromethane	1.19	85	226688	93.24	ppb	99
4) Freon 114	1.30	85	150805	108.74	ppb	91
5) Chloromethane	1.34	50	124679	87.71	ppb	100
6) Vinyl chloride	1.43	62	142336	82.79	ppb	84
7) 2-Chloro-1,1,1-trifluoroet	1.02	118	2151	45.68	ppb	# 84
8) Bromomethane	1.69	94	142416	94.01	ppb	98
9) Chloroethane	1.77	64	120449	94.64	ppb	90
10) Dichlorofluoromethane	1.98	67	338991	88.03	ppb	98
11) Trichlorofluoromethane	2.00	101	437079	93.89	ppb	97
12) 2,2-Dichloro-1,1,1-trifluo	2.54	85	72338	15513.46	ppb	# 100
13) Acrolein	2.46	56	36951	166.51	ppb	86
14) Acetone	2.64	43	49535	95.36	ppb	97
15) Freon-113	2.54	151	186024	96.80	ppb	86
16) Acetonitrile	2.97	41	25034	200.53	ppb	# 82
17) 2-propanol	2.27	45	125	7.55	ppb	# 61
18) 1,2-Dichlorotrifluoroethan	1.98	67	338991	88.03	ppb	# 100
19) 1,1-DCE	2.52	61	254599	90.78	ppb	98
20) t-Butanol	3.40	59	49220	420.89	ppb	# 91
21) Methyl Acetate	3.02	43	76120	86.64	ppb	91
22) Iodomethane	2.68	142	236547	107.26	ppb	94
23) Acrylonitrile	3.47	53	43725	89.19	ppb	90
24) 2-Methylpentane	2.10	71	723	163.86	ppb	# 7
25) Methylene chloride	3.11	84	160077	89.22	ppb	86
26) Carbon disulfide	2.73	76	179840	79.52	ppb	95
27) Methyl t-butyl ether (MtBE)	3.50	73	525547	87.28	ppb	97
28) Trans-1,2-DCE	3.46	96	167296	86.14	ppb	97

(#) = qualifier out of range (m) = manual integration  
 1111M30.D M1111W.M Fri Nov 12 09:46:31 2021

Data File : M:\MAX\DATA\211111\1111M30.D  
 Acq On : 11 Nov 21 22:25  
 Sample : 100ug/L VOC STD 11/11/21  
 Misc : IS&S 8/4/21

Vial: 10  
 Operator: LP, DG, CH  
 Inst : Max  
 Multiplr: 1.00

Quant Time: Nov 12 9:06 2021

Quant Results File: M1111W.RES

Quant Method : M:\MAX\DATA\211111\M1111W.M (RTE Integrator)  
 Title : METHOD 8260B  
 Last Update : Fri Nov 12 09:05:35 2021  
 Response via : Initial Calibration  
 DataAcq Meth : M8260

Compound	R.T.	QIon	Response	Conc	Unit	Qvalue
29) 3-Methylpentane	3.50	57	87114	89.39	ppb	100
30) Hexane	3.74	56	1307	129.05	ppb #	100
31) Diisopropyl Ether	4.28	45	362535	97.03	ppb	99
32) 1,1-DCA	4.09	63	270425	92.01	ppb	98
34) Ethyl tert Butyl Ether	4.80	59	430166	89.43	ppb	99
35) Methylcyclopentane	4.80	56	16875	90.81	ppb #	100
36) MEK (2-Butanone)	5.03	43	50752	94.24	ppb	95
37) Cis-1,2-DCE	4.94	96	192790	89.73	ppb	92
38) 2,2-Dichloropropane	4.92	77	341813	90.71	ppb	98
39) Chloroform	5.39	83	381193	101.23	ppb	97
40) Bromochloromethane	5.25	130	154971	94.73	ppb	90
42) 1,1,1-TCA	5.57	97	424060	95.00	ppb	97
43) Cyclohexane	5.62	41	115778	89.68	ppb	91
44) 1,1-Dichloropropene	5.78	75	224703	93.09	ppb	92
45) 2,2,4-Trimethylpentane	6.15	57	326876	101.47	ppb	99
47) Carbon Tetrachloride	5.77	117	405417	96.27	ppb	95
48) Tert Amyl Methyl Ether	6.21	73	415894	87.83	ppb #	94
49) 1,2-DCA	6.07	62	345748	91.92	ppb	100
50) Benzene	6.03	78	608246	87.42	ppb	95
51) TCE	6.78	95	198550	88.90	ppb	97
52) 2-Pentanone	7.04	43	172512	190.80	ppb	93
53) 1,2-Dichloropropane	7.02	63	69624	91.60	ppb	99
54) Bromodichloromethane	7.34	83	314864	99.46	ppb	97
55) Methyl Cyclohexane	6.97	83	240488	97.80	ppb	97
56) Dibromomethane	7.15	93	116110	84.78	ppb	93
57) MIBK (methyl isobutyl ket	8.01	43	111277	95.98	ppb	99
58) 1-Bromo-2-chloroethane	7.65	144	43130	97.27	ppb	94
59) 2-Chloroethyl vinyl ether	7.70	43	72	95.73	ppb #	32
60) Cis-1,3-Dichloropropene	7.82	75	284536	101.09	ppb	95
61) Toluene	8.14	91	763942	94.72	ppb	95
62) Trans-1,3-Dichloropropene	8.40	75	284366	102.32	ppb	97
63) 1,1,2-TCA	8.57	83	111262	89.16	ppb	94
64) 2-Hexanone	8.86	43	75249	97.17	ppb	97
67) 1,2-EDB	9.06	107	176554	91.30	ppb	91
68) Tetrachloroethene	8.69	164	159680	94.30	ppb	98
69) 1-Chlorohexane	9.56	91	145664	100.06	ppb	96
70) 1,1,1,2-Tetrachloroethane	9.65	131	280557	103.18	ppb	98
71) m&p-Xylene	9.79	106	819687	199.23	ppb	98
72) o-Xylene	10.19	106	418040	96.58	ppb	100
73) Styrene	10.20	104	683285	105.81	ppb	97
75) 1,3-Dichloropropane	8.74	76	251787	88.79	ppb	93
76) Dibromochloromethane	8.96	129	278673	98.64	ppb	89

(#) = qualifier out of range (m) = manual integration

Data File : M:\MAX\DATA\211111\1111M30.D  
 Acq On : 11 Nov 21 22:25  
 Sample : 100ug/L VOC STD 11/11/21  
 Misc : IS&S 8/4/21

Vial: 10  
 Operator: LP,DG,CH  
 Inst : Max  
 Multiplr: 1.00

Quant Time: Nov 12 9:06 2021

Quant Results File: M1111W.RES

Quant Method : M:\MAX\DATA\211111\M1111W.M (RTE Integrator)  
 Title : METHOD 8260B  
 Last Update : Fri Nov 12 09:05:35 2021  
 Response via : Initial Calibration  
 DataAcq Meth : M8260

Compound	R.T.	QIon	Response	Conc	Unit	Qvalue
77) Chlorobenzene	9.55	112	600846	95.20	ppb	95
78) Ethylbenzene	9.68	91	968735	96.74	ppb	99
79) Bromoform	10.37	173	232610	99.05	ppb	99
81) Isopropylbenzene	10.56	105	1102475	91.83	ppb	100
82) 1,1,2,2-Tetrachloroethane	10.87	83	175057	85.76	ppb	# 97
83) 1,2,3-Trichloropropane	10.90	110	90959	88.02	ppb	90
84) t-1,4-Dichloro-2-Butene	10.92	53	45329	84.76	ppb	95
85) Bromobenzene	10.84	156	367600	93.09	ppb	90
86) n-Propylbenzene	10.97	91	1127844	95.87	ppb	96
87) 4-Ethyltoluene	11.08	105	1071396	98.36	ppb	97
88) 2-Chlorotoluene	11.04	91	857599	92.17	ppb	96
89) 1,3,5-Trimethylbenzene	11.14	105	968403	95.57	ppb	99
90) 4-Chlorotoluene	11.15	91	856438	92.46	ppb	95
91) Tert-Butylbenzene	11.46	119	604480	107.44	ppb	98
92) 1,2,4-Trimethylbenzene	11.51	105	999392	103.63	ppb	100
93) Sec-Butylbenzene	11.68	105	1149648	106.74	ppb	94
94) p-Isopropyltoluene	11.83	119	1129734	108.74	ppb	97
95) Benzyl Chloride	12.01	91	270909	109.56	ppb	96
96) 1,3-DCB	11.78	146	663876	97.33	ppb	98
97) 1,4-DCB	11.87	146	652535	93.94	ppb	96
98) n-Butylbenzene	12.24	91	767919	95.87	ppb	99
99) 1,2-DCB	12.24	146	668466	100.22	ppb	97
100) Hexachloroethane	12.48	117	192072	108.88	ppb	85
101) 1,2-Dibromo-3-chloropropan	13.01	75	56554	87.97	ppb	93
102) 1,2,4-Trichlorobenzene	13.83	180	328832	96.65	ppb	94
103) Hexachlorobutadiene	14.01	225	316329	100.40	ppb	92
104) Naphthalene	14.08	128	673906	90.41	ppb	99
105) 1,2,3-Trichlorobenzene	14.32	180	427843	92.48	ppb	99

(#) = qualifier out of range (m) = manual integration

Quantitation Report

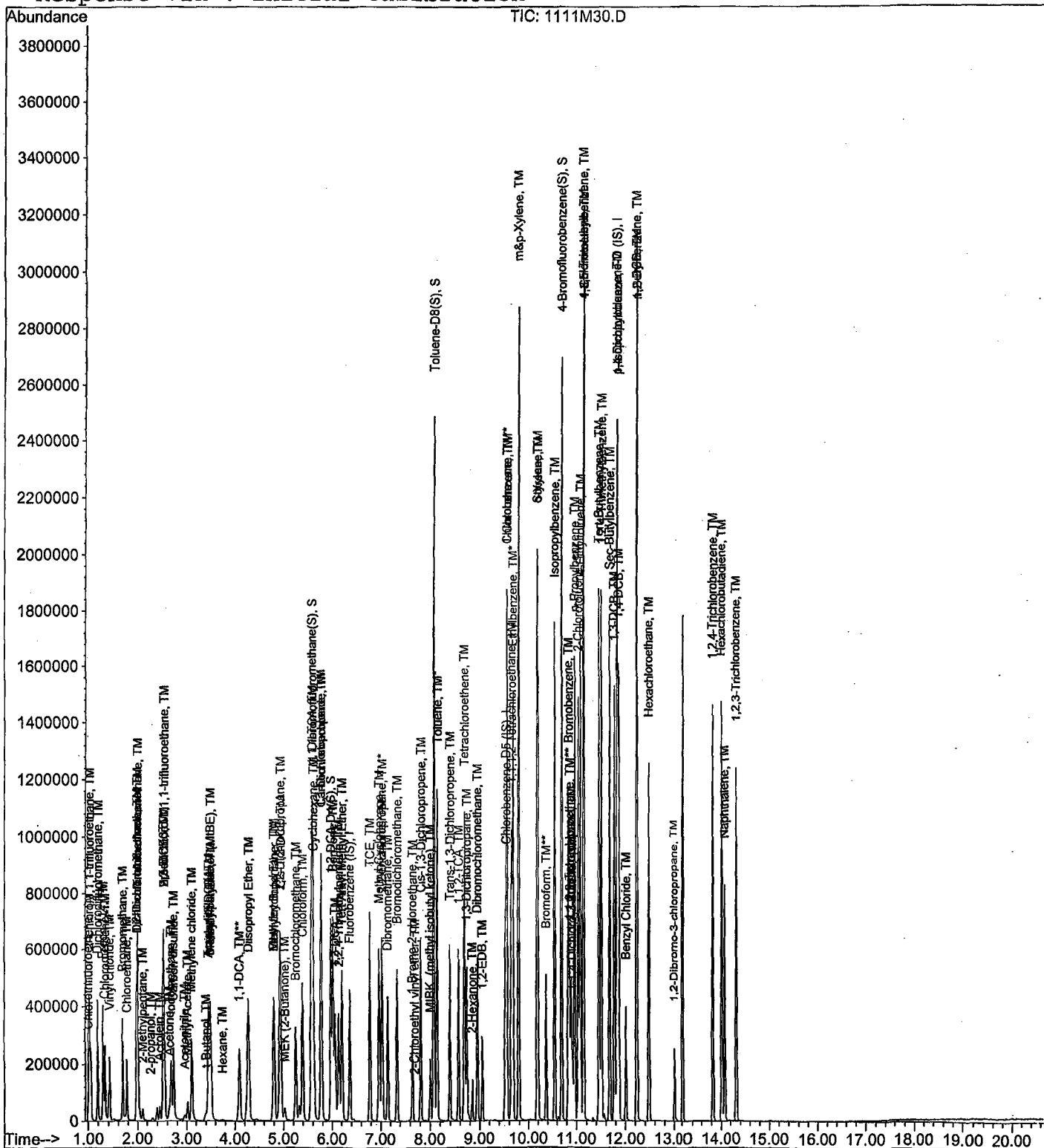
Data File : M:\MAX\DATA\211111\1111M30.D  
Acq On : 11 Nov 21 22:25  
Sample : 100ug/L VOC STD 11/11/21  
Misc : IS&S 8/4/21

Vial: 10  
Operator: LP,DG,CH  
Inst : Max  
Multiplr: 1.00

Quant Time: Nov 12 9:06 2021

Quant Results File: M1111W.RES

Method : M:\MAX\DATA\211111\M1111W.M (RTE Integrator)  
Title : METHOD 8260B  
Last Update : Fri Nov 12 09:40:33 2021  
Response via : Initial Calibration





VOLATILE ORGANIC ANALYSIS BY  
EPA METHOD 8260B

Form 7

Second Source Calibration

Lab Name: APPL, Inc.  
Case No: \_\_\_\_\_  
Matrix: Water

SDG No: \_\_\_\_\_  
Date Analyzed: 11/11/2021  
Instrument: Max  
Initial Cal. Date: 11/11/2021  
Data File: 1111M32.D

		Compound	MEAN	CCRF	%D	%Drift
1	TM	Chlorotrifluoroethene	0.0000	0.0091	0.00	TM
2	TM	Dichlorodifluoromethane	0.1340	0.1224	8.7	TM
3	TM	Freon 114	0.0911	0.0902	0.97	TM
4	TM**L	Chloromethane	0.0872	0.0759	13	TM**L 3.1
5	TM*	Vinyl chloride	0.0927	0.0908	2.0	TM*
6	TM	2-Chloro-1,1,1-trifluoroethane	0.0000	0.0021	0.00	TM
7	TM	Bromomethane	0.1031	0.0950	7.9	TM
8	TML	Chloroethane	0.0887	0.0529	40	TML 16
9	TM	Dichlorofluoromethane	0.2076	0.2076	0.00	TM
10	TM	Trichlorofluoromethane	0.2656	0.2497	6.0	TM
11	TM	2,2-Dichloro-1,1,1-trifluoroethane	0.0000	0.0227	0.00	TM
12	TM	Acrolein	0.0117	0.0101	14	TM
13	TM	Acetone	0.0301	0.0283	6.0	TM
14	TM	Freon-113	0.1170	0.1106	5.5	TM
15	TM	Acetonitrile	0.0075	0.0070	6.6	TM
16	TML	2-propanol	0.0000	0.0004	0.00	TML
17	TM	1,2-Dichlorotrifluoroethane	0.2076	0.2076	0.00	TM
18	TM*L	1,1-DCE	0.1505	0.1487	1.2	TM*L 6.1
19	TM	t-Butanol	0.0104	0.0102	2.5	TM
20	TM	Methyl Acetate	0.0506	0.0442	13	TM
21	TML	Iodomethane	0.1104	0.1143	3.6	TML 12
22	TML	Acrylonitrile	0.0235	0.0237	0.74	TML 15
23	TML	2-Methylpentane	0.0000	0.0007	0.00	TML
24	TML	Methylene chloride	0.0919	0.1067	16	TML 6.0
25	TM	Carbon disulfide	0.1241	0.1339	7.9	TM
26	TML	Methyl t-butyl ether (MtBE)	0.3315	0.3319	0.10	TML 5.0
27	TM	Trans-1,2-DCE	0.1046	0.1074	2.7	TM
28	TML	3-Methylpentane	0.0636	0.0525	17	TML 9.9
29	TM	Hexane	0.0000	0.0009	0.00	TM
30	TM	Diisopropyl Ether	0.2118	0.2235	5.5	TM
31	TM**	1,1-DCA	0.1740	0.1677	3.6	TM**
32	TM	Ethyl tert Butyl Ether	0.2819	0.2742	2.7	TM
33	TML	Methylcyclopentane	0.0124	0.0089	28	TML 39 *NT
34	TM	MEK (2-Butanone)	0.0324	0.0309	4.8	TM
35	TML	Cis-1,2-DCE	0.1200	0.1179	1.8	TML 6.2
36	TM	2,2-Dichloropropane	0.2277	0.2077	8.8	TM
37	TM*	Chloroform	0.2428	0.2412	0.68	TM*
38	TML	Bromochloromethane	0.1009	0.0969	4.0	TML 4.8
39	TML	1,1,1-TCA	0.2680	0.2655	0.92	TML 4.6
40	TML	Cyclohexane	0.0680	0.0769	13	TML 4.6

Average

6.2

VOLATILE ORGANIC ANALYSIS BY  
EPA METHOD 8260B

Form 7

Second Source Calibration

Lab Name: APPL, Inc.  
Case No: \_\_\_\_\_  
Matrix: Water

SDG No: \_\_\_\_\_  
Date Analyzed: 11/11/2021  
Instrument: Max  
Cal. Date: 11/11/2021  
Data File: 1111M32.D

		Compound	MEAN	CCRF	%D	%Drift
41	TM	1,1-Dichloropropene	0.1416	0.1426	0.71	TM
42	TM	2,2,4-Trimethylpentane	0.1982	0.1810	8.6	TM
43	TM	Carbon Tetrachloride	0.2554	0.2555	0.04	TM
44	TM	Tert Amyl Methyl Ether	0.2880	0.2625	8.9	TM
45	TM	1,2-DCA	0.2342	0.2206	5.8	TM
46	TM	Benzene	0.4057	0.4104	1.2	TM
47	TM	TCE	0.1300	0.1238	4.8	TM
48	TM	2-Pentanone	0.0533	0.0523	1.9	TM
49	TM*	1,2-Dichloropropane	0.0484	0.0431	11	TM*
50	TM	Bromodichloromethane	0.1904	0.1943	2.0	TM
51	TM	Methyl Cyclohexane	0.1466	0.1445	1.4	TM
52	TM	Dibromomethane	0.0784	0.0719	8.3	TM
53	TM	MIBK (methyl isobutyl ketone)	0.0662	0.0660	0.24	TM
54	TML	1-Bromo-2-chloroethane	0.0252	0.0267	6.1	TML 3.1
55	TML	2-Chloroethyl vinyl ether	0.0000	0.0000	0.00	TML
56	TM	Cis-1,3-Dichloropropene	0.1768	0.1766	0.15	TM
57	TM*	Toluene	0.5012	0.4626	7.7	TM*
58	TM	Trans-1,3-Dichloropropene	0.1693	0.1696	0.18	TM
59	TM	1,1,2-TCA	0.0736	0.0636	14	TM
60	TM	2-Hexanone	0.0431	0.0421	2.4	TM
61	TM	1,2-EDB	0.1196	0.1285	7.4	TM
62	TML	Tetrachloroethene	0.1324	0.1129	15	TML 1.5
63	TM	1-Chlorohexane	0.0977	0.0837	14	TM
64	TM	1,1,1,2-Tetrachloroethane	0.2003	0.1920	4.1	TM
65	TM	m&p-Xylene	0.2709	0.2696	0.46	TM
66	TM	o-Xylene	0.2622	0.2720	3.7	TM
67	TM	Styrene	0.4145	0.4416	6.5	TM
68	TML	1,3-Dichloropropane	0.1649	0.1623	1.6	TML 8.6
69	TM	Dibromochloromethane	0.1925	0.1812	5.9	TM
70	TM**	Chlorobenzene	0.4034	0.4083	1.2	TM**
71	TM*	Ethylbenzene	0.6265	0.6531	4.3	TM*
72	TM**	Bromoform	0.1503	0.1462	2.7	TM**
73	TM	Isopropylbenzene	1.066	1.106	3.8	TM
74	TM**	1,1,2,2-Tetrachloroethane	0.1775	0.1527	14	TM**
75	TML	1,2,3-Trichloropropane	0.1011	0.0913	9.6	TML 0.10
76	TML	t-1,4-Dichloro-2-Butene	0.0414	0.0450	8.5	TML 5.9
77	TM	Bromobenzene	0.3809	0.3697	3.0	TM
78	TM	n-Propylbenzene	1.042	1.084	4.0	TM
79	TM	4-Ethyltoluene	1.021	1.040	1.9	TM
80	TM	2-Chlorotoluene	0.8206	0.8619	5.0	TM

Average

5.1

VOLATILE ORGANIC ANALYSIS BY  
EPA METHOD 8260B

Form 7

Second Source Calibration

Lab Name: APPL, Inc.  
Case No: \_\_\_\_\_  
Matrix: Water

SDG No: \_\_\_\_\_  
Date Analyzed: 11/11/2021  
Instrument: Max  
Cal. Date: 11/11/2021  
Data File: 1111M32.D

		Compound	MEAN	CCRF	%D	%Drift	
81	TM	1,3,5-Trimethylbenzene	0.9005	0.9748	8.2	TM	
82	TM	4-Chlorotoluene	0.8292	0.8600	3.7	TM	
83	TM	Tert-Butylbenzene	0.5251	0.5461	4.0	TM	
84	TM	1,2,4-Trimethylbenzene	0.8840	0.9721	10.0	TM	
85	TM	Sec-Butylbenzene	0.9755	1.047	7.3	TM	
86	TML	p-Isopropyltoluene	0.9027	0.9877	9.4	TML	3.9
87	TML	Benzyl Chloride	0.2431	0.1833	25	TML	17
88	TM	1,3-DCB	0.6521	0.6753	3.6	TM	
89	TM	1,4-DCB	0.6758	0.6211	8.1	TM	
90	TML	n-Butylbenzene	0.5559	0.5713	2.8	TML	10
91	TM	1,2-DCB	0.6054	0.6104	0.83	TM	
92	TML	Hexachloroethane	0.1637	0.1716	4.9	TML	2.1
93	TML	1,2-Dibromo-3-chloropropane	0.0435	0.0410	5.7	TML	15
94	TML	1,2,4-Trichlorobenzene	0.1844	0.1850	0.36	TML	19
95	TML	Hexachlorobutadiene	0.2201	0.2343	6.5	TML	12
96	TML	Naphthalene	0.3406	0.3295	3.3	TML	16
97	TML	1,2,3-Trichlorobenzene	0.2270	0.2316	2.1	TML	19
98							
99							
100							
101							
102							
103							
104							
105							
106							
107							
108							
109							
110							
111							
112							
113							
114							
115							
116							
117							
118							
119							
120							

Average

6.2

Data File : M:\MAX\DATA\211111\1111M32.D  
 Acq On : 11 Nov 21 23:22  
 Sample : (SS) 10ug/L VOC STD 11/11/21  
 Misc : IS&S 8/4/21

Vial: 12  
 Operator: LP,DG,CH  
 Inst : Max  
 Multiplr: 1.00

Quant Time: Nov 12 9:40 2021

Quant Results File: M1111W.RES

Quant Method : M:\MAX\DATA\211111\M1111W.M (RTE Integrator)  
 Title : METHOD 8260B  
 Last Update : Fri Nov 12 09:40:33 2021  
 Response via : Initial Calibration  
 DataAcq Meth : M8260

Internal Standards	R.T.	QIon	Response	Conc	Units	Dev(Min)
1) Fluorobenzene (IS)	6.37	96	431765	25.00	ppb	0.00
65) Chlorobenzene-D5 (IS)	9.52	117	384615	25.00	ppb	0.00
80) 1,4-Dichlorobenzene-D (IS)	11.84	152	244603	25.00	ppb	0.00
<b>System Monitoring Compounds</b>						
41) Dibromofluoromethane(S)	5.59	111	134844	25.06	ppb	0.00
Spiked Amount				25.000		
			Recovery	=	100.224%	
46) 1,2-DCA-D4 (S)	5.98	65	93416	24.84	ppb	0.00
Spiked Amount				25.000		
			Recovery	=	99.360%	
66) Toluene-D8 (S)	8.08	98	448626	24.55	ppb	0.00
Spiked Amount				25.000		
			Recovery	=	98.192%	
74) 4-Bromofluorobenzene(S)	10.70	95	178779	25.65	ppb	0.00
Spiked Amount				25.000		
			Recovery	=	102.608%	
<b>Target Compounds</b>						
3) Dichlorodifluoromethane	1.19	85	21136	9.13	ppb	96
4) Freon 114	1.30	85	15580	9.90	ppb	93
5) Chloromethane	1.34	50	13106	9.69	ppb	100
6) Vinyl chloride	1.43	62	15688	9.80	ppb	# 79
8) Bromomethane	1.69	94	16405	9.21	ppb	95
9) Chloroethane	1.79	64	9130	8.45	ppb	93
10) Dichlorofluoromethane	1.99	67	35849	10.00	ppb	100
11) Trichlorofluoromethane	2.02	101	43130	9.40	ppb	91
13) Acrolein	2.46	56	21752	107.99	ppb	93
14) Acetone	2.63	43	24427	47.00	ppb	90
15) Freon-113	2.55	151	19102	9.45	ppb	93
16) Acetonitrile	2.95	41	15170	116.76	ppb	89
18) 1,2-Dichlorotrifluoroethan	1.99	67	35849	10.00	ppb	100
19) 1,1-DCE	2.53	61	25684	9.39	ppb	91
20) t-Butanol	3.36	59	21955	121.85	ppb	96
21) Methyl Acetate	3.02	43	7631	8.73	ppb	95
22) Iodomethane	2.68	142	19748	8.75	ppb	96
23) Acrylonitrile	3.46	53	4092	8.51	ppb	# 83
25) Methylene chloride	3.12	84	18427	10.60	ppb	98
26) Carbon disulfide	2.74	76	23120	10.79	ppb	98
27) Methyl t-butyl ether (MtBE)	3.50	73	57317	9.50	ppb	94
28) Trans-1,2-DCE	3.46	96	18553	10.27	ppb	87
29) 3-Methylpentane	3.49	57	9070	9.01	ppb	# 93
31) Diisopropyl Ether	4.28	45	38601	10.55	ppb	93
32) 1,1-DCA	4.10	63	28967	9.64	ppb	96
34) Ethyl tert Butyl Ether	4.80	59	47351	9.73	ppb	98
35) Methylcyclopentane	4.80	56	1544	6.06	ppb	100

(#) = qualifier out of range (m) = manual integration

Data File : M:\MAX\DATA\211111\1111M32.D  
 Acq On : 11 Nov 21 23:22  
 Sample : (SS) 10ug/L VOC STD 11/11/21  
 Misc : IS&S 8/4/21

Vial: 12  
 Operator: LP,DG,CH  
 Inst : Max  
 Multiplr: 1.00

Quant Time: Nov 12 9:40 2021

Quant Results File: M1111W.RES

Quant Method : M:\MAX\DATA\211111\M1111W.M (RTE Integrator)  
 Title : METHOD 8260B  
 Last Update : Fri Nov 12 09:40:33 2021  
 Response via : Initial Calibration  
 DataAcq Meth : M8260

Compound	R.T.	QIon	Response	Conc	Unit	Qvalue
36) MEK (2-Butanone)	5.02	43	26648	47.59	ppb	97
37) Cis-1,2-DCE	4.95	96	20360	9.38	ppb	85
38) 2,2-Dichloropropane	4.93	77	35873	9.12	ppb #	91
39) Chloroform	5.39	83	41649	9.93	ppb	84
40) Bromochloromethane	5.26	130	16729	9.52	ppb	95
42) 1,1,1-TCA	5.57	97	45855	9.54	ppb	97
43) Cyclohexane	5.62	41	13289	10.46	ppb	75
44) 1,1-Dichloropropene	5.78	75	24628	10.07	ppb	91
45) 2,2,4-Trimethylpentane	6.15	57	31267	9.14	ppb	94
47) Carbon Tetrachloride	5.77	117	44121	10.00	ppb	93
48) Tert Amyl Methyl Ether	6.21	73	45330	9.11	ppb #	91
49) 1,2-DCA	6.07	62	38093	9.42	ppb	98
50) Benzene	6.03	78	70881	10.12	ppb	91
51) TCE	6.78	95	21374	9.52	ppb	96
52) 2-Pentanone	7.03	43	112882	122.63	ppb	95
53) 1,2-Dichloropropane	7.03	63	7437	8.89	ppb #	93
54) Bromodichloromethane	7.34	83	33556	10.20	ppb	94
55) Methyl Cyclohexane	6.97	83	24953	9.86	ppb	90
56) Dibromomethane	7.15	93	12422	9.17	ppb	91
57) MIBK (methyl isobutyl ket	8.00	43	57036	49.88	ppb	96
58) 1-Bromo-2-chloroethane	7.65	144	4609	9.69	ppb	84
60) Cis-1,3-Dichloropropene	7.82	75	30493	9.99	ppb	92
61) Toluene	8.14	91	79886	9.23	ppb	90
62) Trans-1,3-Dichloropropene	8.40	75	29292	10.02	ppb	89
63) 1,1,2-TCA	8.58	83	10984	8.64	ppb	94
64) 2-Hexanone	8.85	43	36325	48.78	ppb	94
67) 1,2-EDB	9.06	107	19771	10.74	ppb	99
68) Tetrachloroethene	8.69	164	17368	9.85	ppb	94
69) 1-Chlorohexane	9.55	91	12878	8.57	ppb	89
70) 1,1,1,2-Tetrachloroethane	9.64	131	29546	9.59	ppb	91
71) m&p-Xylene	9.79	106	82963	19.91	ppb	93
72) o-Xylene	10.19	106	41841	10.37	ppb	90
73) Styrene	10.20	104	67935	10.65	ppb	98
75) 1,3-Dichloropropane	8.74	76	24967	9.14	ppb	92
76) Dibromochloromethane	8.96	129	27871	9.41	ppb	84
77) Chlorobenzene	9.55	112	62809	10.12	ppb	94
78) Ethylbenzene	9.68	91	100481	10.43	ppb	97
79) Bromoform	10.37	173	22499	9.73	ppb	88
81) Isopropylbenzene	10.56	105	108248	10.38	ppb	100
82) 1,1,2,2-Tetrachloroethane	10.87	83	14938	8.60	ppb #	96
83) 1,2,3-Trichloropropane	10.90	110	8936	10.01	ppb #	60
84) t-1,4-Dichloro-2-Butene	10.92	53	4399	10.59	ppb #	61

(#) = qualifier out of range (m) = manual integration

Data File : M:\MAX\DATA\211111\1111M32.D  
 Acq On : 11 Nov 21 23:22  
 Sample : (SS) 10ug/L VOC STD 11/11/21  
 Misc : IS&S 8/4/21

Vial: 12  
 Operator: LP,DG,CH  
 Inst : Max  
 Multiplr: 1.00

Quant Time: Nov 12 9:40 2021

Quant Results File: M1111W.RES

Quant Method : M:\MAX\DATA\211111\M1111W.M (RTE Integrator)  
 Title : METHOD 8260B  
 Last Update : Fri Nov 12 09:40:33 2021  
 Response via : Initial Calibration  
 DataAcq Meth : M8260

Compound	R.T.	QIon	Response	Conc	Unit	Qvalue
85) Bromobenzene	10.84	156	36168	9.70	ppb	88
86) n-Propylbenzene	10.97	91	106013	10.40	ppb	99
87) 4-Ethyltoluene	11.08	105	101743	10.19	ppb	96
88) 2-Chlorotoluene	11.04	91	84332	10.50	ppb	94
89) 1,3,5-Trimethylbenzene	11.14	105	95376	10.82	ppb	98
90) 4-Chlorotoluene	11.15	91	84147	10.37	ppb	97
91) Tert-Butylbenzene	11.46	119	53432	10.40	ppb	96
92) 1,2,4-Trimethylbenzene	11.51	105	95114	11.00	ppb	95
93) Sec-Butylbenzene	11.68	105	102426	10.73	ppb	94
94) p-Isopropyltoluene	11.83	119	96638	9.61	ppb	95
95) Benzyl Chloride	12.01	91	17937	8.29	ppb	98
96) 1,3-DCB	11.78	146	66072	10.36	ppb	98
97) 1,4-DCB	11.87	146	60765	9.19	ppb	98
98) n-Butylbenzene	12.24	91	55897	8.96	ppb	96
99) 1,2-DCB	12.24	146	59723	10.08	ppb	94
100) Hexachloroethane	12.48	117	16794	9.79	ppb	87
101) 1,2-Dibromo-3-chloropropan	13.02	75	4014	8.53	ppb	87
102) 1,2,4-Trichlorobenzene	13.83	180	18104	8.13	ppb	91
103) Hexachlorobutadiene	14.01	225	22925	8.77	ppb	97
104) Naphthalene	14.08	128	32234	8.40	ppb	94
105) 1,2,3-Trichlorobenzene	14.32	180	22662	8.14	ppb	97

(#) = qualifier out of range (m) = manual integration

Quantitation Report


Data File : M:\MAX\DATA\211111\1111M32.D  
Acq On : 11 Nov 21 23:22  
Sample : (SS) 10ug/L VOC STD 11/11/21  
Misc : IS&S 8/4/21

Vial: 12  
Operator: LP,DG,CH  
Inst : Max  
Multiplr: 1.00

Quant Time: Nov 12 9:40 2021

Quant Results File: M1111W.RES

Method : M:\MAX\DATA\211111\M1111W.M (RTE Integrator)  
Title : METHOD 8260B  
Last Update : Fri Nov 12 09:40:33 2021  
Response via : Initial Calibration



VOLATILE ORGANIC ANALYSIS BY  
EPA METHOD 8260B

Form 7

Continuing Calibration

Lab Name: APPL, Inc.

SDG No: \_\_\_\_\_

Case No: \_\_\_\_\_

Date Analyzed: 11/15/2021

Matrix: Water

Instrument: Max

Initial Cal. Date: 11/11/2021

Data File: 1115M03.D

		Compound	MEAN	CCRF	%D	%Drift
1	I	Fluorobenzene (IS)	ISTD			I
2	TM	Chlorotrifluoroethene	0.0000	0.0110	0.00	TM
3	TM	Dichlorodifluoromethane	0.1340	0.1099	18	TM
4	TM	Freon 114	0.0911	0.0980	7.6	TM
5	TM**L	Chloromethane	0.0872	0.0779	11	TM**L 0.52
6	TM*	Vinyl chloride	0.0927	0.0842	9.1	TM*
7	TM	2-Chloro-1,1,1-trifluoroethane	0.0000	0.0021	0.00	TM
8	TM	Bromomethane	0.1031	0.0940	8.9	TM
9	TML	Chloroethane	0.0887	0.0591	33	TML 4.3
10	TM	Dichlorofluoromethane	0.2076	0.2205	6.2	TM
11	TM	Trichlorofluoromethane	0.2656	0.2603	2.0	TM
12	TM	2,2-Dichloro-1,1,1-trifluoroethane	0.0000	0.0259	0.00	TM
13	TM	Acrolein	0.0117	0.0110	5.8	TM
14	TM	Acetone	0.0301	0.0266	12	TM
15	TM	Freon-113	0.1170	0.1162	0.63	TM
16	TM	Acetonitrile	0.0075	0.0073	3.5	TM
17	TML	2-propanol	0.0000	0.0003	0.00	TML
18	TM	1,2-Dichlorotrifluoroethane	0.2076	0.2205	6.2	TM
19	TM*L	1,1-DCE	0.1505	0.1444	4.0	TM*L 8.8
20	TM	t-Butanol	0.0104	0.0089	15	TM
21	TM	Methyl Acetate	0.0506	0.0481	4.9	TM
22	TML	Iodomethane	0.1104	0.1191	7.9	TML 9.3
23	TML	Acrylonitrile	0.0235	0.0295	25	TML 6.4
24	TML	Methylene chloride	0.0919	0.1042	13	TML 3.6
25	TM	Carbon disulfide	0.1241	0.1196	3.6	TM
26	TML	Methyl t-butyl ether (MtBE)	0.3315	0.3642	9.9	TML 4.8
27	TM	Trans-1,2-DCE	0.1046	0.1060	1.4	TM
28	TML	3-Methylpentane	0.0636	0.0666	4.6	TML 16
29	TM	Hexane	0.0000	0.0001	0.00	TM
30	TM	Diisopropyl Ether	0.2118	0.2288	8.0	TM
31	TM**	1,1-DCA	0.1740	0.1715	1.4	TM**
32	TM	Ethyl tert Butyl Ether	0.2819	0.3216	14	TM
33	TML	Methylcyclopentane	0.0124	0.0146	18	TML 15
34	TM	MEK (2-Butanone)	0.0324	0.0327	1.0	TM
35	TML	Cis-1,2-DCE	0.1200	0.1253	4.4	TML 0.04
36	TM	2,2-Dichloropropane	0.2277	0.2509	10	TM
37	TM*	Chloroform	0.2428	0.2505	3.2	TM*
38	TML	Bromochloromethane	0.1009	0.1048	3.9	TML 3.5
39	S	Dibromofluoromethane(S)	0.3116	0.3086	0.98	S
40	TML	1,1,1-TCA	0.2680	0.2760	3.0	TML 0.60

Average

7.2



VOLATILE ORGANIC ANALYSIS BY  
EPA METHOD 8260B

Form 7

Continuing Calibration

Lab Name: APPL, Inc.

SDG No: \_\_\_\_\_

Case No: \_\_\_\_\_

Date Analyzed: 11/15/2021

Matrix: Water

Instrument: Max

Cal. Date: 11/11/2021

Data File: 1115M03.D

		Compound	MEAN	CCRF	%D	%Drift
41	TML	Cyclohexane	0.0680	0.0703	3.5	TML 4.5
42	TM	1,1-Dichloropropene	0.1416	0.1489	5.1	TM
43	TM	2,2,4-Trimethylpentane	0.1982	0.1998	0.85	TM
44	S	1,2-DCA-D4(S)	0.2178	0.2148	1.3	S
45	TM	Carbon Tetrachloride	0.2554	0.2696	5.6	TM
46	TM	Tert Amyl Methyl Ether	0.2880	0.3128	8.6	TM
47	TM	1,2-DCA	0.2342	0.2354	0.52	TM
48	TM	Benzene	0.4057	0.4211	3.8	TM
49	TM	TCE	0.1300	0.1318	1.4	TM
50	TM	2-Pentanone	0.0533	0.0547	2.7	TM
51	TM*	1,2-Dichloropropane	0.0484	0.0431	11	TM*
52	TM	Bromodichloromethane	0.1904	0.2021	6.2	TM
53	TM	Methyl Cyclohexane	0.1466	0.1551	5.8	TM
54	TM	Dibromomethane	0.0784	0.0810	3.3	TM
55	TM	MIBK (methyl isobutyl ketone)	0.0662	0.0650	1.9	TM
56	TML	1-Bromo-2-chloroethane	0.0252	0.0250	0.56	TML 9.3
57	TML	2-Chloroethyl vinyl ether	0.0000	0.0000	0.00	TML
58	TM	Cis-1,3-Dichloropropene	0.1768	0.1766	0.11	TM
59	TM*	Toluene	0.5012	0.5178	3.3	TM*
60	TM	Trans-1,3-Dichloropropene	0.1693	0.1926	14	TM
61	TM	1,1,2-TCA	0.0736	0.0645	12	TM
62	TM	2-Hexanone	0.0431	0.0461	7.0	TM
63	I	Chlorobenzene-D5 (IS)	ISTD			I
64	S	Toluene-D8(S)	1.188	1.160	2.3	S
65	TM	1,2-EDB	0.1196	0.1274	6.5	TM
66	TML	Tetrachloroethene	0.1324	0.1148	13	TML 0.25
67	TM	1-Chlorohexane	0.0977	0.1014	3.9	TM
68	TM	1,1,1,2-Tetrachloroethane	0.2003	0.1931	3.6	TM
69	TM	m&p-Xylene	0.2709	0.2779	2.6	TM
70	TM	o-Xylene	0.2622	0.2776	5.9	TM
71	TM	Styrene	0.4145	0.4480	8.1	TM
72	S	4-Bromofluorobenzene(S)	0.4530	0.4423	2.4	S
73	TML	1,3-Dichloropropane	0.1649	0.1887	14	TML 6.7
74	TM	Dibromochloromethane	0.1925	0.2020	4.9	TM
75	TM**	Chlorobenzene	0.4034	0.4229	4.8	TM**
76	TM*	Ethylbenzene	0.6265	0.6692	6.8	TM*
77	TM**	Bromoform	0.1503	0.1647	9.6	TM**
78	I	1,4-Dichlorobenzene-D (IS)	ISTD			I
79	TM	Isopropylbenzene	1.066	1.135	6.5	TM
80	TM**	1,1,2,2-Tetrachloroethane	0.1775	0.1830	3.1	TM**

Average

5.2

VOLATILE ORGANIC ANALYSIS BY  
EPA METHOD 8260B

Form 7

Continuing Calibration

Lab Name: APPL, Inc.  
Case No: \_\_\_\_\_  
Matrix: Water

SDG No: \_\_\_\_\_  
Date Analyzed: 11/15/2021  
Instrument: Max  
Cal. Date: 11/11/2021  
Data File: 1115M03.D

		Compound	MEAN	CCRF	%D	%Drift	
81	TML	1,2,3-Trichloropropane	0.1011	0.1014	0.30	TML	12
82	TML	t-1,4-Dichloro-2-Butene	0.0414	0.0468	13	TML	10
83	TM	Bromobenzene	0.3809	0.3686	3.2	TM	
84	TM	n-Propylbenzene	1.042	1.100	5.5	TM	
85	TM	4-Ethyltoluene	1.021	1.052	3.0	TM	
86	TM	2-Chlorotoluene	0.8206	0.8824	7.5	TM	
87	TM	1,3,5-Trimethylbenzene	0.9005	0.9955	11	TM	
88	TM	4-Chlorotoluene	0.8292	0.8887	7.2	TM	
89	TM	Tert-Butylbenzene	0.5251	0.5985	14	TM	
90	TM	1,2,4-Trimethylbenzene	0.8840	0.9581	8.4	TM	
91	TM	Sec-Butylbenzene	0.9755	1.085	11	TM	
92	TML	p-Isopropyltoluene	0.9027	0.9894	9.6	TML	3.8
93	TML	Benzyl Chloride	0.2431	0.2793	15	TML	20
94	TM	1,3-DCB	0.6521	0.6475	0.71	TM	
95	TM	1,4-DCB	0.6758	0.6194	8.3	TM	
96	TML	n-Butylbenzene	0.5559	0.5717	2.8	TML	10
97	TM	1,2-DCB	0.6054	0.6446	6.5	TM	
98	TML	Hexachloroethane	0.1637	0.1929	18	TML	9.3
99	TML	1,2-Dibromo-3-chloropropane	0.0435	0.0481	11	TML	1.8
100	TML	1,2,4-Trichlorobenzene	0.1844	0.1886	2.3	TML	18
101	TML	Hexachlorobutadiene	0.2201	0.2443	11	TML	9.1
102	TML	Naphthalene	0.3406	0.3362	1.3	TML	15
103	TML	1,2,3-Trichlorobenzene	0.2270	0.2300	1.3	TML	19
104							
105							
106							
107							
108							
109							
110							
111							
112							
113							
114							
115							
116							
117							
118							
119							
120							

Average

7.5

Data File : M:\MAX\DATA\211111\1115M03.D  
 Acq On : 15 Nov 21 9:28  
 Sample : 211115A CCV/LCS 10ug/L  
 Misc : IS&S 8/4/21

Vial: 3  
 Operator: LP, DG, CH  
 Inst : Max  
 Multiplr: 1.00

Quant Time: Nov 15 10:39 2021

Quant Results File: M1111W.RES

Quant Method : M:\MAX\DATA\211111\M1111W.M (RTE Integrator)  
 Title : METHOD 8260B  
 Last Update : Fri Nov 12 09:40:33 2021  
 Response via : Initial Calibration  
 DataAcq Meth : M8260

Internal Standards	R.T.	QIon	Response	Conc	Units	Dev (Min)
1) Fluorobenzene (IS)	6.38	96	414024	25.00	ppb	0.00
65) Chlorobenzene-D5 (IS)	9.53	117	371836	25.00	ppb	0.00
80) 1,4-Dichlorobenzene-D (IS)	11.85	152	236811	25.00	ppb	0.00
<b>System Monitoring Compounds</b>						
41) Dibromofluoromethane (S)	5.60	111	127751	24.76	ppb	0.00
Spiked Amount	25.000		Recovery	=	99.024%	
46) 1,2-DCA-D4 (S)	5.98	65	88952	24.67	ppb	0.00
Spiked Amount	25.000		Recovery	=	98.668%	
66) Toluene-D8 (S)	8.08	98	431362	24.41	ppb	0.00
Spiked Amount	25.000		Recovery	=	97.656%	
74) 4-Bromofluorobenzene (S)	10.71	95	164453	24.41	ppb	0.00
Spiked Amount	25.000		Recovery	=	97.628%	
<b>Target Compounds</b>						
3) Dichlorodifluoromethane	1.20	85	18200	8.20	ppb	Qvalue 100
4) Freon 114	1.30	85	16232	10.76	ppb	98
5) Chloromethane	1.34	50	12901	9.95	ppb	94
6) Vinyl chloride	1.43	62	13948	9.09	ppb	# 78
8) Bromomethane	1.70	94	15565	9.11	ppb	94
9) Chloroethane	1.79	64	9784	9.57	ppb	98
10) Dichlorofluoromethane	1.99	67	36521	10.62	ppb	99
11) Trichlorofluoromethane	2.03	101	43103	9.80	ppb	97
13) Acrolein	2.46	56	22739	117.73	ppb	# 81
14) Acetone	2.64	43	22016	44.18	ppb	99
15) Freon-113	2.55	151	19252	9.94	ppb	# 87
16) Acetonitrile	2.95	41	15024	120.59	ppb	# 90
18) 1,2-Dichlorotrifluoroethan	1.99	67	36521	10.62	ppb	100
19) 1,1-DCE	2.54	61	23911	9.12	ppb	93
20) t-Butanol	3.38	59	18409	106.55	ppb	# 90
21) Methyl Acetate	3.03	43	7974	9.51	ppb	95
22) Iodomethane	2.69	142	19724	9.07	ppb	90
23) Acrylonitrile	3.48	53	4886	10.64	ppb	# 76
25) Methylene chloride	3.12	84	17264	10.36	ppb	92
26) Carbon disulfide	2.74	76	19800	9.64	ppb	# 90
27) Methyl t-butyl ether (MtBE)	3.50	73	60319	10.48	ppb	100
28) Trans-1,2-DCE	3.47	96	17555	10.14	ppb	99
29) 3-Methylpentane	3.50	57	11023	11.58	ppb	98
31) Diisopropyl Ether	4.29	45	37888	10.80	ppb	97
32) 1,1-DCA	4.10	63	28402	9.86	ppb	99
34) Ethyl tert Butyl Ether	4.81	59	53252	11.41	ppb	92
35) Methylcyclopentane	4.81	56	2414	11.50	ppb	100

(#) = qualifier out of range (m) = manual integration

Data File : M:\MAX\DATA\211111\1115M03.D  
 Acq On : 15 Nov 21 9:28  
 Sample : 211115A CCV/LCS 10ug/L  
 Misc : IS&S 8/4/21

Vial: 3  
 Operator: LP,DG,CH  
 Inst : Max  
 Multiplr: 1.00

Quant Time: Nov 15 10:39 2021

Quant Results File: M1111W.RES

Quant Method : M:\MAX\DATA\211111\M1111W.M (RTE Integrator)  
 Title : METHOD 8260B  
 Last Update : Fri Nov 12 09:40:33 2021  
 Response via : Initial Calibration  
 DataAcq Meth : M8260

Compound	R.T.	QIon	Response	Conc	Unit	Qvalue
36) MEK (2-Butanone)	5.03	43	27117	50.50	ppb	96
37) Cis-1,2-DCE	4.95	96	20751	10.00	ppb	95
38) 2,2-Dichloropropane	4.94	77	41547	11.02	ppb	99
39) Chloroform	5.40	83	41484	10.32	ppb	90
40) Bromochloromethane	5.26	130	17362	10.35	ppb	96
42) 1,1,1-TCA	5.58	97	45706	9.94	ppb	92
43) Cyclohexane	5.63	41	11648	9.55	ppb	85
44) 1,1-Dichloropropene	5.80	75	24656	10.51	ppb	88
45) 2,2,4-Trimethylpentane	6.15	57	33094	10.08	ppb	# 81
47) Carbon Tetrachloride	5.78	117	44649	10.56	ppb	97
48) Tert Amyl Methyl Ether	6.22	73	51804	10.86	ppb	95
49) 1,2-DCA	6.08	62	38990	10.05	ppb	97
50) Benzene	6.03	78	69735	10.38	ppb	94
51) TCE	6.79	95	21830	10.14	ppb	97
52) 2-Pentanone	7.04	43	113303	128.36	ppb	97
53) 1,2-Dichloropropane	7.03	63	7139	8.90	ppb	95
54) Bromodichloromethane	7.35	83	33476	10.62	ppb	94
55) Methyl Cyclohexane	6.98	83	25689	10.58	ppb	88
56) Dibromomethane	7.16	93	13420	10.33	ppb	92
57) MIBK (methyl isobutyl ket	8.01	43	53795	49.06	ppb	95
58) 1-Bromo-2-chloroethane	7.65	144	4144	9.07	ppb	99
60) Cis-1,3-Dichloropropene	7.82	75	29252	9.99	ppb	97
61) Toluene	8.15	91	85754	10.33	ppb	100
62) Trans-1,3-Dichloropropene	8.40	75	31893	11.38	ppb	93
63) 1,1,2-TCA	8.58	83	10676	8.75	ppb	# 79
64) 2-Hexanone	8.86	43	38195	53.49	ppb	99
67) 1,2-EDB	9.06	107	18944	10.65	ppb	95
68) Tetrachloroethene	8.70	164	17072	10.03	ppb	95
69) 1-Chlorohexane	9.56	91	15085	10.39	ppb	98
70) 1,1,1,2-Tetrachloroethane	9.65	131	28726	9.64	ppb	95
71) m&p-Xylene	9.80	106	82678	20.52	ppb	97
72) o-Xylene	10.19	106	41283	10.59	ppb	96
73) Styrene	10.21	104	66633	10.81	ppb	97
75) 1,3-Dichloropropane	8.74	76	28063	10.67	ppb	94
76) Dibromochloromethane	8.97	129	30040	10.49	ppb	83
77) Chlorobenzene	9.56	112	62895	10.48	ppb	95
78) Ethylbenzene	9.68	91	99528	10.68	ppb	91
79) Bromoform	10.38	173	24498	10.96	ppb	92
81) Isopropylbenzene	10.56	105	107531	10.65	ppb	97
82) 1,1,2,2-Tetrachloroethane	10.87	83	17332	10.31	ppb	# 90
83) 1,2,3-Trichloropropane	10.91	110	9604	11.15	ppb	# 83
84) t-1,4-Dichloro-2-Butene	10.93	53	4431	11.01	ppb	95

(#) = qualifier out of range (m) = manual integration  
 1115M03.D M1111W.M Tue Nov 16 08:00:00 2021

Data File : M:\MAX\DATA\211111\1115M03.D  
 Acq On : 15 Nov 21 9:28  
 Sample : 211115A CCV/LCS 10ug/L  
 Misc : IS&S 8/4/21

Vial: 3  
 Operator: LP,DG,CH  
 Inst : Max  
 Multiplr: 1.00

Quant Time: Nov 15 10:39 2021

Quant Results File: M1111W.RES

Quant Method : M:\MAX\DATA\211111\M1111W.M (RTE Integrator)  
 Title : METHOD 8260B  
 Last Update : Fri Nov 12 09:40:33 2021  
 Response via : Initial Calibration  
 DataAcq Meth : M8260

Compound	R.T.	QIon	Response	Conc	Unit	Qvalue
85) Bromobenzene	10.84	156	34911	9.68	ppb	91
86) n-Propylbenzene	10.97	91	104188	10.55	ppb	97
87) 4-Ethyltoluene	11.09	105	99611	10.30	ppb	97
88) 2-Chlorotoluene	11.04	91	83586	10.75	ppb	99
89) 1,3,5-Trimethylbenzene	11.15	105	94299	11.05	ppb	98
90) 4-Chlorotoluene	11.15	91	84184	10.72	ppb	93
91) Tert-Butylbenzene	11.47	119	56696	11.40	ppb	95
92) 1,2,4-Trimethylbenzene	11.52	105	90757	10.84	ppb	100
93) Sec-Butylbenzene	11.69	105	102755	11.12	ppb	98
94) p-Isopropyltoluene	11.84	119	93725	9.62	ppb	96
95) Benzyl Chloride	12.02	91	26459	11.96	ppb	99
96) 1,3-DCB	11.78	146	61334	9.93	ppb	97
97) 1,4-DCB	11.87	146	58677	9.17	ppb	95
98) n-Butylbenzene	12.25	91	54156	8.97	ppb	99
99) 1,2-DCB	12.24	146	61062	10.65	ppb	96
100) Hexachloroethane	12.49	117	18271	10.93	ppb	83
101) 1,2-Dibromo-3-chloropropan	13.02	75	4556	9.82	ppb	93
102) 1,2,4-Trichlorobenzene	13.84	180	17864	8.24	ppb	91
103) Hexachlorobutadiene	14.02	225	23139	9.09	ppb	96
104) Naphthalene	14.08	128	31845	8.50	ppb	96
105) 1,2,3-Trichlorobenzene	14.32	180	21787	8.11	ppb	84

(#) = qualifier out of range (m) = manual integration  
 1115M03.D M1111W.M Tue Nov 16 08:00:00 2021

Quantitation Report


Data File : M:\MAX\DATA\211111\1115M03.D  
Acq On : 15 Nov 21 9:28  
Sample : 211115A CCV/LCS 10ug/L  
Misc : IS&S 8/4/21

Vial: 3  
Operator: LP,DG,CH  
Inst : Max  
Multiplr: 1.00

Quant Time: Nov 15 10:39 2021

Quant Results File: M1111W.RES

Method : M:\MAX\DATA\211111\M1111W.M (RTE Integrator)  
Title : METHOD 8260B  
Last Update : Fri Nov 12 09:40:33 2021  
Response via : Initial Calibration



VOLATILE ORGANIC ANALYSIS BY  
EPA METHOD 8260B

Form 7

Ending Continuing Calibration

Lab Name: APPL, Inc.

SDG No: \_\_\_\_\_

Case No: \_\_\_\_\_

Date Analyzed: 11/15/2021

Matrix: Water

Instrument: Max

Initial Cal. Date: 11/11/2021

Data File: 1115M25.D

		Compound	MEAN	CCRF	%D	%Drift
1	I	Fluorobenzene (IS)	ISTD			I
2	TM	Chlorotrifluoroethene	0.0000	0.0102	0.00	TM
3	TM	Dichlorodifluoromethane	0.1340	0.1318	1.7	TM
4	TM	Freon 114	0.0911	0.1008	11	TM
5	TM**L	Chloromethane	0.0872	0.0762	13	TM**L 2.7
6	TM*	Vinyl chloride	0.0927	0.0870	6.2	TM*
7	TM	2-Chloro-1,1,1-trifluoroethane	0.0000	0.0027	0.00	TM
8	TM	Bromomethane	0.1031	0.1041	0.90	TM
9	TML	Chloroethane	0.0887	0.0619	30	TML 0.72
10	TM	Dichlorofluoromethane	0.2076	0.2418	16	TM
11	TM	Trichlorofluoromethane	0.2656	0.3030	14	TM
12	TM	2,2-Dichloro-1,1,1-trifluoroethane	0.0000	0.0263	0.00	TM
13	TM	Acrolein	0.0117	0.0094	19	TM
14	TM	Acetone	0.0301	0.0294	2.2	TM
15	TM	Freon-113	0.1170	0.1363	17	TM
16	TM	Acetonitrile	0.0075	0.0069	8.8	TM
17	TML	2-propanol	0.0000	0.0006	0.00	TML
18	TM	1,2-Dichlorotrifluoroethane	0.2076	0.2418	16	TM
19	TM*L	1,1-DCE	0.1505	0.1738	16	TM*L 9.7
20	TM	t-Butanol	0.0104	0.0106	1.7	TM
21	TM	Methyl Acetate	0.0506	0.0511	1.00	TM
22	TML	Iodomethane	0.1104	0.1136	2.9	TML 13
23	TML	Acrylonitrile	0.0235	0.0304	29	TML 9.6
24	TML	2-Methylpentane	0.0000	0.0002	0.00	TML
25	TML	Methylene chloride	0.0919	0.1119	22	TML 11
26	TM	Carbon disulfide	0.1241	0.1308	5.4	TM
27	TML	Methyl t-butyl ether (MtBE)	0.3315	0.3809	15	TML 9.9
28	TM	Trans-1,2-DCE	0.1046	0.1220	17	TM
29	TML	3-Methylpentane	0.0636	0.0659	3.5	TML 14
30	TM	Hexane	0.0000	0.0001	0.00	TM
31	TM	Diisopropyl Ether	0.2118	0.2544	20	TM
32	TM**	1,1-DCA	0.1740	0.1852	6.5	TM**
33	TM	Ethyl tert Butyl Ether	0.2819	0.3234	15	TM
34	TML	Methylcyclopentane	0.0124	0.0123	0.87	TML 7.3
35	TM	MEK (2-Butanone)	0.0324	0.0344	6.2	TM
36	TML	Cis-1,2-DCE	0.1200	0.1280	6.6	TML 2.2
37	TM	2,2-Dichloropropane	0.2277	0.2194	3.7	TM
38	TM*	Chloroform	0.2428	0.2780	14	TM*
39	TML	Bromochloromethane	0.1009	0.1053	4.4	TML 3.9
40	S	Dibromofluoromethane(S)	0.3116	0.3248	4.2	S
Average					9.0	

VOLATILE ORGANIC ANALYSIS BY  
EPA METHOD 8260B

Form 7

Ending Continuing Calibration

Lab Name: APPL, Inc.  
Case No: \_\_\_\_\_  
Matrix: Water

SDG No: \_\_\_\_\_  
Date Analyzed: 11/15/2021  
Instrument: Max  
Cal. Date: 11/11/2021  
Data File: 1115M25.D

		Compound	MEAN	CCRF	%D		%Drift
41	TML	1,1,1-TCA	0.2680	0.3212	20	TML	16
42	TML	Cyclohexane	0.0680	0.0779	15	TML	5.9
43	TM	1,1-Dichloropropene	0.1416	0.1609	14	TM	
44	TM	2,2,4-Trimethylpentane	0.1982	0.1991	0.49	TM	
45	S	1,2-DCA-D4(S)	0.2178	0.2285	4.9	S	
46	TM	Carbon Tetrachloride	0.2554	0.2928	15	TM	
47	TM	Tert Amyl Methyl Ether	0.2880	0.3215	12	TM	
48	TM	1,2-DCA	0.2342	0.2591	11	TM	
49	TM	Benzene	0.4057	0.4294	5.8	TM	
50	TM	TCE	0.1300	0.1537	18	TM	
51	TM	2-Pentanone	0.0533	0.0558	4.7	TM	
52	TM*	1,2-Dichloropropane	0.0484	0.0456	5.9	TM*	
53	TM	Bromodichloromethane	0.1904	0.2118	11	TM	
54	TM	Methyl Cyclohexane	0.1466	0.1584	8.1	TM	
55	TM	Dibromomethane	0.0784	0.0737	6.0	TM	
56	TM	MIBK (methyl isobutyl ketone)	0.0662	0.0677	2.3	TM	
57	TML	1-Bromo-2-chloroethane	0.0252	0.0288	14	TML	4.7
58	TML	2-Chloroethyl vinyl ether	0.0000	0.0001	0.00	TML	
59	TM	Cis-1,3-Dichloropropene	0.1768	0.1903	7.6	TM	
60	TM*	Toluene	0.5012	0.5154	2.8	TM*	
61	TM	Trans-1,3-Dichloropropene	0.1693	0.1822	7.6	TM	
62	TM	1,1,2-TCA	0.0736	0.0741	0.59	TM	
63	TM	2-Hexanone	0.0431	0.0462	7.2	TM	
64	I	Chlorobenzene-D5 (IS)	ISTD			I	
65	S	Toluene-D8(S)	1.188	1.154	2.8	S	
66	TM	1,2-EDB	0.1196	0.1313	9.7	TM	
67	TML	Tetrachloroethene	0.1324	0.1306	1.3	TML	15
68	TM	1-Chlorohexane	0.0977	0.1043	6.8	TM	
69	TM	1,1,1,2-Tetrachloroethane	0.2003	0.2016	0.63	TM	
70	TM	m&p-Xylene	0.2709	0.2952	9.0	TM	
71	TM	o-Xylene	0.2622	0.2824	7.7	TM	
72	TM	Styrene	0.4145	0.4651	12	TM	
73	S	4-Bromofluorobenzene(S)	0.4530	0.4645	2.5	S	
74	TML	1,3-Dichloropropane	0.1649	0.1943	18	TML	10.0
75	TM	Dibromochloromethane	0.1925	0.2093	8.7	TM	
76	TM**	Chlorobenzene	0.4034	0.4407	9.2	TM**	
77	TM*	Ethylbenzene	0.6265	0.6965	11	TM*	
78	TM**	Bromoform	0.1503	0.1668	11	TM**	
79	I	1,4-Dichlorobenzene-D (IS)	ISTD			I	
80	TM	Isopropylbenzene	1.066	1.168	9.6	TM	

Average

8.3



VOLATILE ORGANIC ANALYSIS BY  
EPA METHOD 8260B

Form 7

Ending Continuing Calibration

Lab Name: APPL, Inc.  
Case No: \_\_\_\_\_  
Matrix: Water

SDG No: \_\_\_\_\_  
Date Analyzed: 11/15/2021  
Instrument: Max  
Cal. Date: 11/11/2021  
Data File: 1115M25.D

		Compound	MEAN	CCRF	%D	%Drift
81	TM**	1,1,2,2-Tetrachloroethane	0.1775	0.1679	5.4	TM**
82	TML	1,2,3-Trichloropropane	0.1011	0.1086	7.5	TML 20
83	TML	t-1,4-Dichloro-2-Butene	0.0414	0.0491	19	TML 15
84	TM	Bromobenzene	0.3809	0.3948	3.6	TM
85	TM	n-Propylbenzene	1.042	1.183	14	TM
86	TM	4-Ethyltoluene	1.021	1.119	9.6	TM
87	TM	2-Chlorotoluene	0.8206	0.9040	10	TM
88	TM	1,3,5-Trimethylbenzene	0.9005	1.022	13	TM
89	TM	4-Chlorotoluene	0.8292	0.9488	14	TM
90	TM	Tert-Butylbenzene	0.5251	0.6078	16	TM
91	TM	1,2,4-Trimethylbenzene	0.8840	0.9587	8.5	TM
92	TM	Sec-Butylbenzene	0.9755	1.173	20	TM
93	TML	p-Isopropyltoluene	0.9027	1.066	18	TML 3.2
94	TML	Benzyl Chloride	0.2431	0.2068	15	TML 8.1
95	TM	1,3-DCB	0.6521	0.6594	1.1	TM
96	TM	1,4-DCB	0.6758	0.6388	5.5	TM
97	TML	n-Butylbenzene	0.5559	0.5788	4.1	TML 9.4
98	TM	1,2-DCB	0.6054	0.6610	9.2	TM
99	TML	Hexachloroethane	0.1637	0.1983	21	TML 12
100	TML	1,2-Dibromo-3-chloropropane	0.0435	0.0528	21	TML 6.8
101	TML	1,2,4-Trichlorobenzene	0.1844	0.2147	16	TML 9.5
102	TML	Hexachlorobutadiene	0.2201	0.2648	20	TML 2.5
103	TML	Naphthalene	0.3406	0.3262	4.2	TML 17
104	TML	1,2,3-Trichlorobenzene	0.2270	0.2524	11	TML 14
105						
106						
107						
108						
109						
110						
111						
112						
113						
114						
115						
116						
117						
118						
119						
120						

Average

11.9

Data File : M:\MAX\DATA\211111\1115M25.D  
 Acq On : 15 Nov 21 19:52  
 Sample : Ending CCV 10ug/L 11/15/21  
 Misc : IS&S 8/4/21

Vial: 25  
 Operator: LP,DG,CH  
 Inst : Max  
 Multiplr: 1.00

Quant Time: Nov 16 4:12 2021

Quant Results File: M1111W.RES

Quant Method : M:\MAX\DATA\211111\M1111W.M (RTE Integrator)  
 Title : METHOD 8260B  
 Last Update : Fri Nov 12 09:40:33 2021  
 Response via : Initial Calibration  
 DataAcq Meth : M8260

Internal Standards	R.T.	QIon	Response	Conc	Units	Dev (Min)
1) Fluorobenzene (IS)	6.37	96	380344	25.00	ppb	0.00
65) Chlorobenzene-D5 (IS)	9.53	117	342457	25.00	ppb	0.00
80) 1,4-Dichlorobenzene-D (IS)	11.85	152	222128	25.00	ppb	0.00
System Monitoring Compounds						
41) Dibromofluoromethane(S)	5.59	111	123534	26.06	ppb	0.00
Spiked Amount	25.000		Recovery	=	104.232%	
46) 1,2-DCA-D4(S)	5.98	65	86896	26.23	ppb	0.00
Spiked Amount	25.000		Recovery	=	104.920%	
66) Toluene-D8(S)	8.08	98	395285	24.29	ppb	0.00
Spiked Amount	25.000		Recovery	=	97.168%	
74) 4-Bromofluorobenzene(S)	10.70	95	159067	25.63	ppb	0.00
Spiked Amount	25.000		Recovery	=	102.532%	
Target Compounds						Qvalue
3) Dichlorodifluoromethane	1.20	85	20048	9.83	ppb	95
4) Freon 114	1.30	85	15329	11.06	ppb	94
5) Chloromethane	1.34	50	11591	9.73	ppb	98
6) Vinyl chloride	1.43	62	13234	9.38	ppb	92
8) Bromomethane	1.69	94	15833	10.09	ppb	98
9) Chloroethane	1.79	64	9417	10.07	ppb	96
10) Dichlorofluoromethane	1.99	67	36785	11.65	ppb	97
11) Trichlorofluoromethane	2.02	101	46095	11.41	ppb	98
13) Acrolein	2.46	56	17946	101.14	ppb	93
14) Acetone	2.63	43	22377	48.88	ppb	96
15) Freon-113	2.55	151	20740	11.65	ppb	93
16) Acetonitrile	2.96	41	13041	113.94	ppb	95
18) 1,2-Dichlorotrifluoroethan	1.99	67	36785	11.65	ppb	100
19) 1,1-DCE	2.53	61	26442	10.97	ppb	99
20) t-Butanol	3.37	59	20172	127.09	ppb	99
21) Methyl Acetate	3.02	43	7779	10.10	ppb	98
22) Iodomethane	2.68	142	17281	8.70	ppb	95
23) Acrylonitrile	3.46	53	4622	10.96	ppb	96
25) Methylene chloride	3.11	84	17023	11.12	ppb	90
26) Carbon disulfide	2.74	76	19896	10.54	ppb	97
27) Methyl t-butyl ether (MtBE)	3.50	73	57951	10.99	ppb	98
28) Trans-1,2-DCE	3.46	96	18558	11.66	ppb	82
29) 3-Methylpentane	3.50	57	10019	11.45	ppb	84
31) Diisopropyl Ether	4.28	45	38707	12.01	ppb	91
32) 1,1-DCA	4.10	63	28176	10.65	ppb	96
34) Ethyl tert Butyl Ether	4.81	59	49200	11.47	ppb	91
35) Methylcyclopentane	4.81	56	1866	9.27	ppb	100

(#) = qualifier out of range (m) = manual integration

Data File : M:\MAX\DATA\211111\1115M25.D  
 Acq On : 15 Nov 21 19:52  
 Sample : Ending CCV 10ug/L 11/15/21  
 Misc : IS&S 8/4/21

Vial: 25  
 Operator: LP,DG,CH  
 Inst : Max  
 Multiplr: 1.00

Quant Time: Nov 16 4:12 2021

Quant Results File: M1111W.RES

Quant Method : M:\MAX\DATA\211111\M1111W.M (RTE Integrator)  
 Title : METHOD 8260B  
 Last Update : Fri Nov 12 09:40:33 2021  
 Response via : Initial Calibration  
 DataAcq Meth : M8260

Compound	R.T.	QIon	Response	Conc	Unit	Qvalue
36) MEK (2-Butanone)	5.03	43	26203	53.12	ppb	# 91
37) Cis-1,2-DCE	4.95	96	19474	10.22	ppb	93
38) 2,2-Dichloropropane	4.93	77	33382	9.63	ppb	96
39) Chloroform	5.39	83	42292	11.45	ppb	84
40) Bromochloromethane	5.26	130	16013	10.39	ppb	87
42) 1,1,1-TCA	5.57	97	48866	11.64	ppb	93
43) Cyclohexane	5.62	41	11847	10.59	ppb	85
44) 1,1-Dichloropropene	5.79	75	24483	11.37	ppb	88
45) 2,2,4-Trimethylpentane	6.15	57	30296	10.05	ppb	95
47) Carbon Tetrachloride	5.77	117	44552	11.47	ppb	87
48) Tert Amyl Methyl Ether	6.21	73	48907	11.16	ppb	# 94
49) 1,2-DCA	6.07	62	39413	11.06	ppb	98
50) Benzene	6.03	78	65334	10.58	ppb	94
51) TCE	6.78	95	23386	11.82	ppb	98
52) 2-Pentanone	7.04	43	106087	130.83	ppb	95
53) 1,2-Dichloropropane	7.03	63	6930	9.41	ppb	97
54) Bromodichloromethane	7.34	83	32219	11.12	ppb	100
55) Methyl Cyclohexane	6.97	83	24103	10.81	ppb	96
56) Dibromomethane	7.15	93	11218	9.40	ppb	78
57) MIBK (methyl isobutyl ket	8.01	43	51530	51.16	ppb	94
58) 1-Bromo-2-chloroethane	7.65	144	4381	10.47	ppb	84
60) Cis-1,3-Dichloropropene	7.82	75	28945	10.76	ppb	91
61) Toluene	8.14	91	78408	10.28	ppb	90
62) Trans-1,3-Dichloropropene	8.40	75	27717	10.76	ppb	97
63) 1,1,2-TCA	8.58	83	11269	10.06	ppb	93
64) 2-Hexanone	8.85	43	35157	53.60	ppb	94
67) 1,2-EDB	9.06	107	17981	10.97	ppb	90
68) Tetrachloroethene	8.69	164	17896	11.48	ppb	92
69) 1-Chlorohexane	9.56	91	14286	10.68	ppb	94
70) 1,1,1,2-Tetrachloroethane	9.65	131	27610	10.06	ppb	90
71) m&p-Xylene	9.79	106	80866	21.79	ppb	98
72) o-Xylene	10.19	106	38686	10.77	ppb	94
73) Styrene	10.20	104	63710	11.22	ppb	97
75) 1,3-Dichloropropane	8.74	76	26617	11.00	ppb	94
76) Dibromochloromethane	8.96	129	28670	10.87	ppb	81
77) Chlorobenzene	9.55	112	60367	10.92	ppb	92
78) Ethylbenzene	9.68	91	95402	11.12	ppb	96
79) Bromoform	10.37	173	22852	11.10	ppb	97
81) Isopropylbenzene	10.56	105	103735	10.96	ppb	98
82) 1,1,2,2-Tetrachloroethane	10.87	83	14915	9.46	ppb	# 90
83) 1,2,3-Trichloropropane	10.90	110	9653	11.98	ppb	99
84) t-1,4-Dichloro-2-Butene	10.93	53	4366	11.55	ppb	87

(#) = qualifier out of range (m) = manual integration

1115M25.D M1111W.M Tue Nov 16 08:00:04 2021

Page 2

Data File : M:\MAX\DATA\211111\1115M25.D  
 Acq On : 15 Nov 21 19:52  
 Sample : Ending CCV 10ug/L 11/15/21  
 Misc : IS&S 8/4/21

Vial: 25  
 Operator: LP,DG,CH  
 Inst : Max  
 Multiplr: 1.00

Quant Time: Nov 16 4:12 2021

Quant Results File: M1111W.RES

Quant Method : M:\MAX\DATA\211111\M1111W.M (RTE Integrator)  
 Title : METHOD 8260B  
 Last Update : Fri Nov 12 09:40:33 2021  
 Response via : Initial Calibration  
 DataAcq Meth : M8260

Compound	R.T.	QIon	Response	Conc	Unit	Qvalue
85) Bromobenzene	10.84	156	35077	10.36	ppb	75
86) n-Propylbenzene	10.97	91	105102	11.35	ppb	96
87) 4-Ethyltoluene	11.08	105	99444	10.96	ppb	95
88) 2-Chlorotoluene	11.04	91	80324	11.02	ppb	98
89) 1,3,5-Trimethylbenzene	11.15	105	90785	11.35	ppb	99
90) 4-Chlorotoluene	11.15	91	84298	11.44	ppb	92
91) Tert-Butylbenzene	11.47	119	54000	11.57	ppb	97
92) 1,2,4-Trimethylbenzene	11.51	105	85183	10.85	ppb	93
93) Sec-Butylbenzene	11.68	105	104235	12.03	ppb	95
94) p-Isopropyltoluene	11.83	119	94704	10.32	ppb	96
95) Benzyl Chloride	12.01	91	18377	9.19	ppb	# 92
96) 1,3-DCB	11.78	146	58586	10.11	ppb	97
97) 1,4-DCB	11.87	146	56755	9.45	ppb	94
98) n-Butylbenzene	12.24	91	51430	9.06	ppb	99
99) 1,2-DCB	12.24	146	58728	10.92	ppb	95
100) Hexachloroethane	12.48	117	17619	11.22	ppb	81
101) 1,2-Dibromo-3-chloropropan	13.02	75	4694	10.68	ppb	92
102) 1,2,4-Trichlorobenzene	13.84	180	19072	9.05	ppb	98
103) Hexachlorobutadiene	14.01	225	23524	9.75	ppb	92
104) Naphthalene	14.08	128	28982	8.35	ppb	# 91
105) 1,2,3-Trichlorobenzene	14.32	180	22429	8.65	ppb	98

(#) = qualifier out of range (m) = manual integration  
 1115M25.D M1111W.M Tue Nov 16 08:00:04 2021

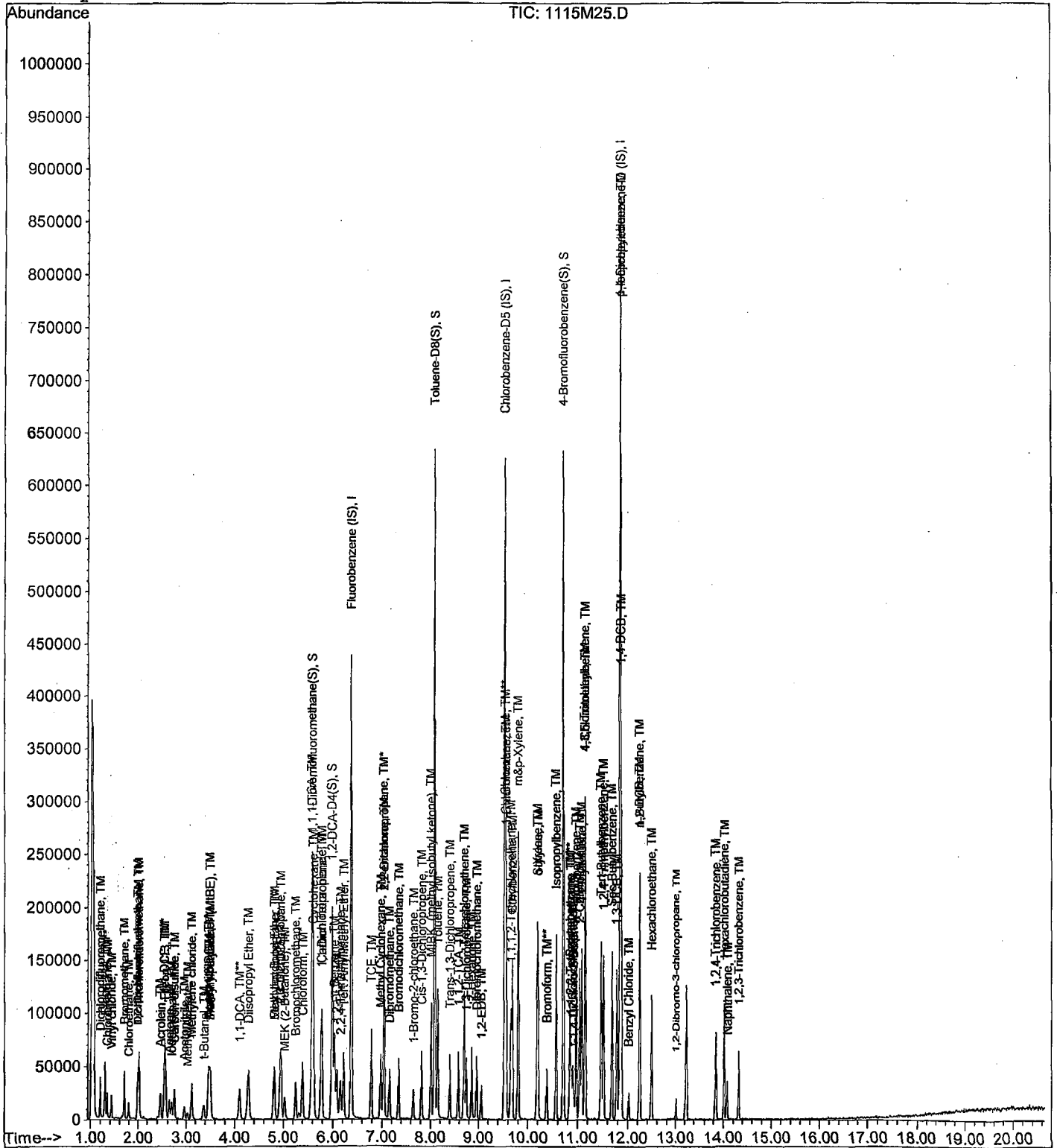
Data File : M:\MAX\DATA\211111\1115M25.D  
Acq On : 15 Nov 21 19:52  
Sample : Ending CCV 10ug/L 11/15/21  
Misc : IS&S 8/4/21

Vial: 25  
Operator: LP,DG,CH  
Inst : Max  
Multiplr: 1.00

Quant Time: Nov 16 4:12 2021

Quant Results File: M1111W.RES

Method : M:\MAX\DATA\211111\M1111W.M (RTE Integrator)  
Title : METHOD 8260B  
Last Update : Fri Nov 12 09:40:33 2021  
Response via : Initial Calibration



**ORGANICS**  
**Raw Data**

Data File : M:\MAX\DATA\211111\1115M15.D  
 Acq On : 15 Nov 21 15:09  
 Sample : BA46102W01  
 Misc : IS&S 8/4/21

Vial: 15  
 Operator: LP,DG,CH  
 Inst : Max  
 Multiplr: 1.00

Quant Time: Nov 16 4:56 2021

Quant Results File: M1111W.RES

Quant Method : M:\MAX\DATA\211111\M1111W.M (RTE Integrator)  
 Title : METHOD 8260B  
 Last Update : Fri Nov 12 09:40:33 2021  
 Response via : Initial Calibration  
 DataAcq Meth : M8260

Internal Standards	R.T.	QIon	Response	Conc	Units	Dev (Min)
1) Fluorobenzene (IS)	6.38	96	376176	25.00	ppb	0.00
65) Chlorobenzene-D5 (IS)	9.53	117	333117	25.00	ppb	0.00
80) 1,4-Dichlorobenzene-D (IS)	11.85	152	199357	25.00	ppb	0.00
System Monitoring Compounds						
41) Dibromofluoromethane (S)	5.60	111	120224	25.64	ppb	0.00
Spiked Amount						
						Recovery = 102.564%
46) 1,2-DCA-D4 (S)	5.99	65	83928	25.62	ppb	0.00
Spiked Amount						
						Recovery = 102.460%
66) Toluene-D8 (S)	8.08	98	385677	24.37	ppb	0.00
Spiked Amount						
						Recovery = 97.464%
74) 4-Bromofluorobenzene (S)	10.71	95	152776	25.31	ppb	0.00
Spiked Amount						
						Recovery = 101.240%

Target Compounds

Qvalue

Quantitation Report


Data File : M:\MAX\DATA\211111\1115M15.D  
Acq On : 15 Nov 21 15:09  
Sample : BA46102W01  
Misc : IS&S 8/4/21

Vial: 15  
Operator: LP,DG,CH  
Inst : Max  
Multiplr: 1.00

Quant Time: Nov 16 4:56 2021

Quant Results File: M1111W.RES

Method : M:\MAX\DATA\211111\M1111W.M (RTE Integrator)  
Title : METHOD 8260B  
Last Update : Fri Nov 12 09:40:33 2021  
Response via : Initial Calibration





Data File : M:\MAX\DATA\211111\1115M16.D  
 Acq On : 15 Nov 21 15:37  
 Sample : BA46103W01  
 Misc : IS&S 8/4/21

Vial: 16  
 Operator: LP,DG,CH  
 Inst : Max  
 Multiplr: 1.00

Quant Time: Nov 16 4:58 2021

Quant Results File: M1111W.RES

Quant Method : M:\MAX\DATA\211111\M1111W.M (RTE Integrator)  
 Title : METHOD 8260B  
 Last Update : Fri Nov 12 09:40:33 2021  
 Response via : Initial Calibration  
 DataAcq Meth : M8260

Internal Standards	R.T.	QIon	Response	Conc	Units	Dev(Min)
1) Fluorobenzene (IS)	6.38	96	373283	25.00	ppb	0.00
65) Chlorobenzene-D5 (IS)	9.53	117	331036	25.00	ppb	0.00
80) 1,4-Dichlorobenzene-D (IS)	11.85	152	211729	25.00	ppb	0.00
System Monitoring Compounds						
41) Dibromofluoromethane(S)	5.60	111	120603	25.92	ppb	0.00
Spiked Amount						
						Recovery = 103.684%
46) 1,2-DCA-D4(S)	5.98	65	82832	25.48	ppb	0.00
Spiked Amount						
						Recovery = 101.908%
66) Toluene-D8(S)	8.08	98	387977	24.67	ppb	0.00
Spiked Amount						
						Recovery = 98.660%
74) 4-Bromofluorobenzene(S)	10.71	95	147947	24.66	ppb	0.00
Spiked Amount						
						Recovery = 98.656%

Target Compounds

Qvalue

Quantitation Report

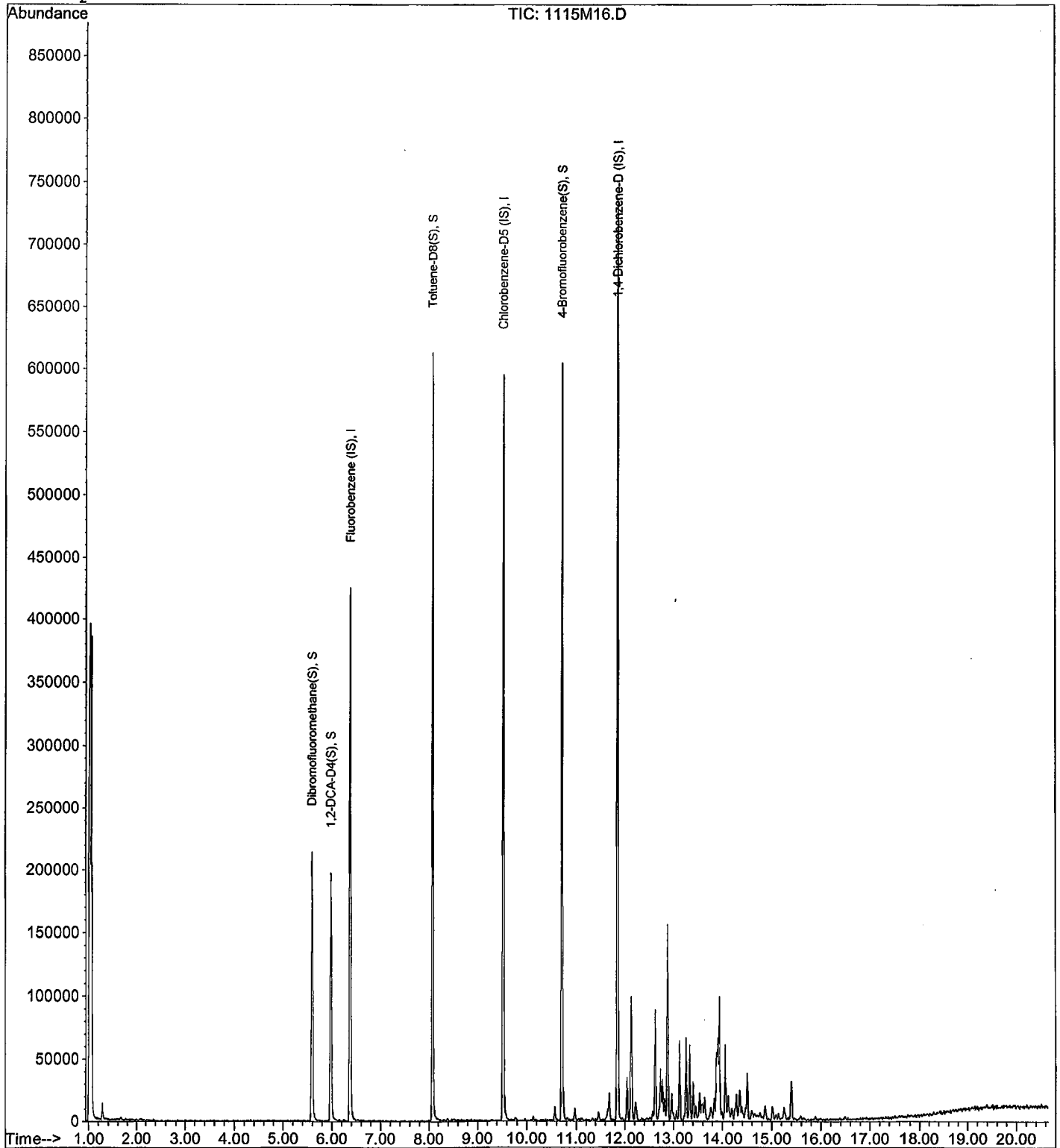
Data File : M:\MAX\DATA\211111\1115M16.D  
Acq On : 15 Nov 21 15:37  
Sample : BA46103W01  
Misc : IS&S 8/4/21

Vial: 16  
Operator: LP,DG,CH  
Inst : Max  
Multiplr: 1.00

Quant Time: Nov 16 4:58 2021

Quant Results File: M1111W.RES

Method : M:\MAX\DATA\211111\M1111W.M (RTE Integrator)  
Title : METHOD 8260B  
Last Update : Fri Nov 12 09:40:33 2021  
Response via : Initial Calibration



Data File : M:\MAX\DATA\211111\1115M17.D  
 Acq On : 15 Nov 21 16:05  
 Sample : BA46104W01  
 Misc : IS&S 8/4/21

Vial: 17  
 Operator: LP,DG,CH  
 Inst : Max  
 Multiplr: 1.00

Quant Time: Nov 16 5:05 2021

Quant Results File: M1111W.RES

Quant Method : M:\MAX\DATA\211111\M1111W.M (RTE Integrator)  
 Title : METHOD 8260B  
 Last Update : Fri Nov 12 09:40:33 2021  
 Response via : Initial Calibration  
 DataAcq Meth : M8260

Internal Standards	R.T.	QIon	Response	Conc	Units	Dev(Min)
1) Fluorobenzene (IS)	6.38	96	369755	25.00	ppb	0.00
65) Chlorobenzene-D5 (IS)	9.53	117	330524	25.00	ppb	0.00
80) 1,4-Dichlorobenzene-D (IS)	11.85	152	201996	25.00	ppb	0.00
System Monitoring Compounds						
41) Dibromofluoromethane(S)	5.60	111	123689	26.84	ppb	0.00
Spiked Amount						
						Recovery = 107.352%
46) 1,2-DCA-D4(S)	5.98	65	83520	25.93	ppb	0.00
Spiked Amount						
						Recovery = 103.732%
66) Toluene-D8(S)	8.08	98	381893	24.32	ppb	0.00
Spiked Amount						
						Recovery = 97.264%
74) 4-Bromofluorobenzene(S)	10.70	95	151112	25.23	ppb	0.00
Spiked Amount						
						Recovery = 100.924%

Target Compounds

Qvalue

Quantitation Report


Data File : M:\MAX\DATA\211111\1115M17.D  
Acq On : 15 Nov 21 16:05  
Sample : BA46104W01  
Misc : IS&S 8/4/21

Vial: 17  
Operator: LP, DG, CH  
Inst : Max  
Multiplr: 1.00

Quant Time: Nov 16 5:05 2021

Quant Results File: M1111W.RES

Method : M:\MAX\DATA\211111\M1111W.M (RTE Integrator)  
Title : METHOD 8260B  
Last Update : Fri Nov 12 09:40:33 2021  
Response via : Initial Calibration



Data File : M:\MAX\DATA\211111\1115M18.D  
 Acq On : 15 Nov 21 16:34  
 Sample : BA46105W01  
 Misc : IS&S 8/4/21

Vial: 18  
 Operator: LP,DG,CH  
 Inst : Max  
 Multiplr: 1.00

Quant Time: Nov 16 5:09 2021

Quant Results File: M1111W.RES

Quant Method : M:\MAX\DATA\211111\M1111W.M (RTE Integrator)  
 Title : METHOD 8260B  
 Last Update : Fri Nov 12 09:40:33 2021  
 Response via : Initial Calibration  
 DataAcq Meth : M8260

Internal Standards	R.T.	QIon	Response	Conc	Units	Dev(Min)
1) Fluorobenzene (IS)	6.38	96	383423	25.00	ppb	0.00
65) Chlorobenzene-D5 (IS)	9.53	117	345521	25.00	ppb	0.00
80) 1,4-Dichlorobenzene-D (IS)	11.85	152	221390	25.00	ppb	0.00
System Monitoring Compounds						
41) Dibromofluoromethane(S)	5.60	111	126427	26.45	ppb	0.00
Spiked Amount						
			Recovery	=	105.816%	
46) 1,2-DCA-D4(S)	5.99	65	84912	25.43	ppb	0.00
Spiked Amount						
			Recovery	=	101.704%	
66) Toluene-D8(S)	8.08	98	397679	24.22	ppb	0.00
Spiked Amount						
			Recovery	=	96.888%	
74) 4-Bromofluorobenzene(S)	10.70	95	155582	24.85	ppb	0.00
Spiked Amount						
			Recovery	=	99.396%	

Target Compounds

Qvalue

Quantitation Report

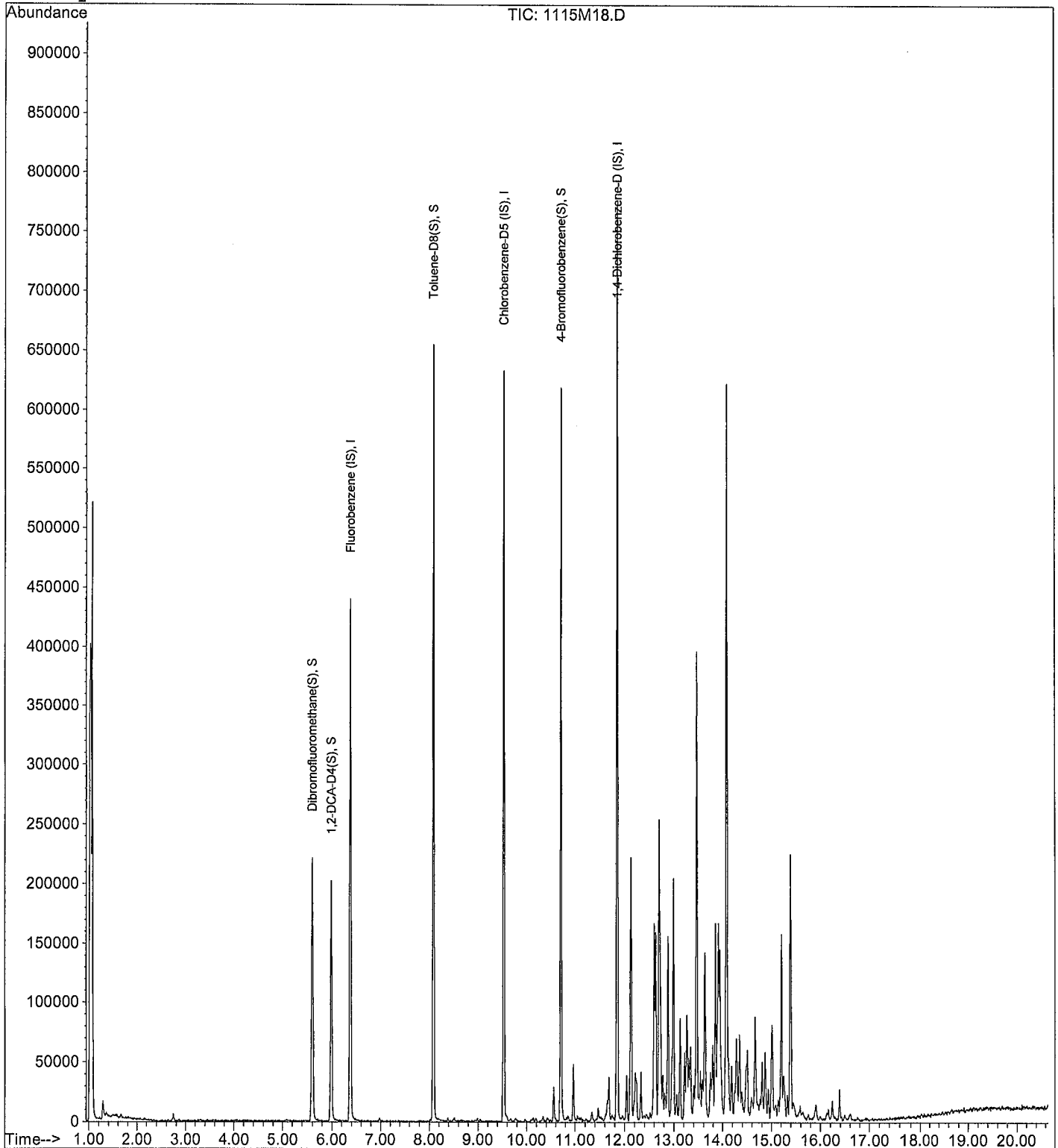
Data File : M:\MAX\DATA\211111\1115M18.D  
Acq On : 15 Nov 21 16:34  
Sample : BA46105W01  
Misc : IS&S 8/4/21

Vial: 18  
Operator: LP,DG,CH  
Inst : Max  
Multiplr: 1.00

Quant Time: Nov 16 5:09 2021

Quant Results File: M1111W.RES

Method : M:\MAX\DATA\211111\M1111W.M (RTE Integrator)  
Title : METHOD 8260B  
Last Update : Fri Nov 12 09:40:33 2021  
Response via : Initial Calibration



Data File : M:\MAX\DATA\211111\1115M19.D  
 Acq On : 15 Nov 21 17:02  
 Sample : BA46106W01  
 Misc : IS&S 8/4/21

Vial: 19  
 Operator: LP,DG,CH  
 Inst : Max  
 Multiplr: 1.00

Quant Time: Nov 16 5:10 2021

Quant Results File: M1111W.RES

Quant Method : M:\MAX\DATA\211111\M1111W.M (RTE Integrator)  
 Title : METHOD 8260B  
 Last Update : Fri Nov 12 09:40:33 2021  
 Response via : Initial Calibration  
 DataAcq Meth : M8260

Internal Standards	R.T.	QIon	Response	Conc	Units	Dev(Min)
1) Fluorobenzene (IS)	6.38	96	385705	25.00	ppb	0.00
65) Chlorobenzene-D5 (IS)	9.53	117	341565	25.00	ppb	0.00
80) 1,4-Dichlorobenzene-D (IS)	11.85	152	210656	25.00	ppb	0.00
<b>System Monitoring Compounds</b>						
41) Dibromofluoromethane(S)	5.60	111	128797	26.79	ppb	0.00
Spiked Amount						
			Recovery	=		107.164%
46) 1,2-DCA-D4(S)	5.98	65	86712	25.81	ppb	0.00
Spiked Amount						
			Recovery	=		103.244%
66) Toluene-D8(S)	8.08	98	394357	24.30	ppb	0.00
Spiked Amount						
			Recovery	=		97.192%
74) 4-Bromofluorobenzene(S)	10.70	95	153463	24.79	ppb	0.00
Spiked Amount						
			Recovery	=		99.180%

Target Compounds

Qvalue

Quantitation Report


Data File : M:\MAX\DATA\211111\1115M19.D  
Acq On : 15 Nov 21 17:02  
Sample : BA46106W01  
Misc : IS&S 8/4/21

Vial: 19  
Operator: LP,DG,CH  
Inst : Max  
Multiplr: 1.00

Quant Time: Nov 16 5:10 2021

Quant Results File: M1111W.RES

Method : M:\MAX\DATA\211111\M1111W.M (RTE Integrator)  
Title : METHOD 8260B  
Last Update : Fri Nov 12 09:40:33 2021  
Response via : Initial Calibration





Data File : M:\MAX\DATA\211111\1115M20.D  
 Acq On : 15 Nov 21 17:31  
 Sample : BA46107W01  
 Misc : IS&S 8/4/21

Vial: 20  
 Operator: LP,DG,CH  
 Inst : Max  
 Multiplr: 1.00

Quant Time: Nov 16 5:12 2021

Quant Results File: M1111W.RES

Quant Method : M:\MAX\DATA\211111\M1111W.M (RTE Integrator)  
 Title : METHOD 8260B  
 Last Update : Fri Nov 12 09:40:33 2021  
 Response via : Initial Calibration  
 DataAcq Meth : M8260

Internal Standards	R.T.	QIon	Response	Conc	Units	Dev(Min)
1) Fluorobenzene (IS)	6.38	96	368321	25.00	ppb	0.00
65) Chlorobenzene-D5 (IS)	9.53	117	328884	25.00	ppb	0.00
80) 1,4-Dichlorobenzene-D (IS)	11.85	152	207861	25.00	ppb	0.00
<b>System Monitoring Compounds</b>						
41) Dibromofluoromethane(S)	5.59	111	123682	26.94	ppb	0.00
Spiked Amount	25.000		Recovery	=	107.764%	
46) 1,2-DCA-D4(S)	5.98	65	83360	25.98	ppb	0.00
Spiked Amount	25.000		Recovery	=	103.936%	
66) Toluene-D8(S)	8.08	98	393709	25.19	ppb	0.00
Spiked Amount	25.000		Recovery	=	100.772%	
74) 4-Bromofluorobenzene(S)	10.71	95	148443	24.91	ppb	0.00
Spiked Amount	25.000		Recovery	=	99.636%	

Target Compounds

Qvalue

Quantitation Report


Data File : M:\MAX\DATA\211111\1115M20.D  
Acq On : 15 Nov 21 17:31  
Sample : BA46107W01  
Misc : IS&S 8/4/21

Vial: 20  
Operator: LP,DG,CH  
Inst : Max  
Multiplr: 1.00

Quant Time: Nov 16 5:12 2021

Quant Results File: M1111W.RES

Method : M:\MAX\DATA\211111\M1111W.M (RTE Integrator)  
Title : METHOD 8260B  
Last Update : Fri Nov 12 09:40:33 2021  
Response via : Initial Calibration



Data File : M:\MAX\DATA\211111\1115M21.D
Acq On : 15 Nov 21 17:59
Sample : BA46108W01
Misc : IS&S 8/4/21

Vial: 21
Operator: LP,DG,CH
Inst : Max
Multiplr: 1.00

Quant Time: Nov 16 5:14 2021

Quant Results File: M1111W.RES

Quant Method : M:\MAX\DATA\211111\M1111W.M (RTE Integrator)
Title : METHOD 8260B
Last Update : Fri Nov 12 09:40:33 2021
Response via : Initial Calibration
DataAcq Meth : M8260

Table with 7 columns: Internal Standards, R.T., QIon, Response, Conc, Units, Dev(Min). Rows include Fluorobenzene (IS), Chlorobenzene-D5 (IS), 1,4-Dichlorobenzene-D (IS), and System Monitoring Compounds like Dibromofluoromethane (S), 1,2-DCA-D4 (S), Toluene-D8 (S), and 4-Bromofluorobenzene (S) with recovery percentages.

Target Compounds

Qvalue

Quantitation Report


Data File : M:\MAX\DATA\211111\1115M21.D  
Acq On : 15 Nov 21 17:59  
Sample : BA46108W01  
Misc : IS&S 8/4/21

Vial: 21  
Operator: LP,DG,CH  
Inst : Max  
Multiplr: 1.00

Quant Time: Nov 16 5:14 2021

Quant Results File: M1111W.RES

Method : M:\MAX\DATA\211111\M1111W.M (RTE Integrator)  
Title : METHOD 8260B  
Last Update : Fri Nov 12 09:40:33 2021  
Response via : Initial Calibration



Quantitation Report (QT Reviewed)

Data File : M:\MAX\DATA\211111\1115M22.D  
 Acq On : 15 Nov 21 18:27  
 Sample : BA46109W01  
 Misc : IS&S 8/4/21

Vial: 22  
 Operator: LP,DG,CH  
 Inst : Max  
 Multiplr: 1.00

Quant Time: Nov 16 5:20 2021

Quant Results File: M1111W.RES

Quant Method : M:\MAX\DATA\211111\M1111W.M (RTE Integrator)  
 Title : METHOD 8260B  
 Last Update : Fri Nov 12 09:40:33 2021  
 Response via : Initial Calibration  
 DataAcq Meth : M8260

Internal Standards	R.T.	QIon	Response	Conc	Units	Dev(Min)
1) Fluorobenzene (IS)	6.38	96	366920	25.00	ppb	0.00
65) Chlorobenzene-D5 (IS)	9.53	117	336152	25.00	ppb	0.00
80) 1,4-Dichlorobenzene-D (IS)	11.85	152	201363	25.00	ppb	0.00
System Monitoring Compounds						
41) Dibromofluoromethane(S)	5.60	111	123877	27.09	ppb	0.00
Spiked Amount						
						Recovery = 108.344%
46) 1,2-DCA-D4(S)	5.98	65	82944	25.95	ppb	0.00
Spiked Amount						
						Recovery = 103.812%
66) Toluene-D8(S)	8.08	98	390578	24.45	ppb	0.00
Spiked Amount						
						Recovery = 97.812%
74) 4-Bromofluorobenzene(S)	10.70	95	149670	24.57	ppb	0.00
Spiked Amount						
						Recovery = 98.284%

Target Compounds

Qvalue

Quantitation Report


Data File : M:\MAX\DATA\211111\1115M22.D  
Acq On : 15 Nov 21 18:27  
Sample : BA46109W01  
Misc : IS&S 8/4/21

Vial: 22  
Operator: LP, DG, CH  
Inst : Max  
Multiplr: 1.00

Quant Time: Nov 16 5:20 2021

Quant Results File: M1111W.RES

Method : M:\MAX\DATA\211111\M1111W.M (RTE Integrator)  
Title : METHOD 8260B  
Last Update : Fri Nov 12 09:40:33 2021  
Response via : Initial Calibration



Data File : M:\MAX\DATA\211111\1115M08.D  
 Acq On : 15 Nov 21 11:50  
 Sample : 211115A BLK  
 Misc : IS&S 8/4/21

Vial: 8  
 Operator: LP,DG,CH  
 Inst : Max  
 Multiplr: 1.00

Quant Time: Nov 15 12:51 2021

Quant Results File: M1111W.RES

Quant Method : M:\MAX\DATA\211111\M1111W.M (RTE Integrator)  
 Title : METHOD 8260B  
 Last Update : Fri Nov 12 09:40:33 2021  
 Response via : Initial Calibration  
 DataAcq Meth : M8260

Internal Standards	R.T.	QIon	Response	Conc	Units	Dev (Min)
1) Fluorobenzene (IS)	6.38	96	395694	25.00	ppb	0.00
65) Chlorobenzene-D5 (IS)	9.53	117	350184	25.00	ppb	0.00
80) 1,4-Dichlorobenzene-D (IS)	11.85	152	211146	25.00	ppb	0.00
System Monitoring Compounds						
41) Dibromofluoromethane(S)	5.60	111	126243	25.60	ppb	0.00
Spiked Amount				25.000		
				Recovery	=	102.388%
46) 1,2-DCA-D4 (S)	5.98	65	84272	24.45	ppb	0.00
Spiked Amount				25.000		
				Recovery	=	97.804%
66) Toluene-D8 (S)	8.08	98	406449	24.43	ppb	0.00
Spiked Amount				25.000		
				Recovery	=	97.708%
74) 4-Bromofluorobenzene (S)	10.71	95	157554	24.83	ppb	0.00
Spiked Amount				25.000		
				Recovery	=	99.316%

Target Compounds

Qvalue

Quantitation Report


Data File : M:\MAX\DATA\211111\1115M08.D  
Acq On : 15 Nov 21 11:50  
Sample : 211115A BLK  
Misc : IS&S 8/4/21

Vial: 8  
Operator: LP, DG, CH  
Inst : Max  
Multiplr: 1.00

Quant Time: Nov 15 12:51 2021

Quant Results File: M1111W.RES

Method : M:\MAX\DATA\211111\M1111W.M (RTE Integrator)  
Title : METHOD 8260B  
Last Update : Fri Nov 12 09:40:33 2021  
Response via : Initial Calibration





Data File : M:\MAX\DATA\211111\1115M04.D  
 Acq On : 15 Nov 21 9:57  
 Sample : 211115A LCSD 10ug/L  
 Misc : IS&S 8/4/21

Vial: 4  
 Operator: LP,DG,CH  
 Inst : Max  
 Multiplr: 1.00

Quant Time: Nov 16 5:34 2021

Quant Results File: M1111W.RES

Quant Method : M:\MAX\DATA\211111\M1111W.M (RTE Integrator)  
 Title : METHOD 8260B  
 Last Update : Fri Nov 12 09:40:33 2021  
 Response via : Initial Calibration  
 DataAcq Meth : M8260

Internal Standards	R.T.	QIon	Response	Conc	Units	Dev (Min)
1) Fluorobenzene (IS)	6.38	96	411326	25.00	ppb	0.00
65) Chlorobenzene-D5 (IS)	9.53	117	355924	25.00	ppb	0.00
80) 1,4-Dichlorobenzene-D (IS)	11.85	152	229762	25.00	ppb	0.00
<b>System Monitoring Compounds</b>						
41) Dibromofluoromethane (S)	5.60	111	127171	24.80	ppb	0.00
Spiked Amount	25.000		Recovery	=	99.220%	
46) 1,2-DCA-D4 (S)	5.99	65	87856	24.52	ppb	0.00
Spiked Amount	25.000		Recovery	=	98.092%	
66) Toluene-D8 (S)	8.08	98	420129	24.84	ppb	0.00
Spiked Amount	25.000		Recovery	=	99.368%	
74) 4-Bromofluorobenzene (S)	10.71	95	160621	24.90	ppb	0.00
Spiked Amount	25.000		Recovery	=	99.616%	
<b>Target Compounds</b>						<b>Qvalue</b>
3) Dichlorodifluoromethane	1.20	85	20192	9.16	ppb	96
4) Freon 114	1.30	85	13544	9.04	ppb	84
5) Chloromethane	1.34	50	12322	9.56	ppb	94
6) Vinyl chloride	1.43	62	14289	9.37	ppb	84
8) Bromomethane	1.70	94	13865	8.17	ppb	96
9) Chloroethane	1.79	64	9536	9.36	ppb	88
10) Dichlorofluoromethane	1.99	67	33806	9.90	ppb	96
11) Trichlorofluoromethane	2.03	101	43270	9.90	ppb	96
13) Acrolein	2.46	56	23216	120.98	ppb	82
14) Acetone	2.64	43	21544	43.52	ppb	94
15) Freon-113	2.55	151	18206	9.46	ppb	# 86
16) Acetonitrile	2.96	41	13351	107.86	ppb	# 86
18) 1,2-Dichlorotrifluoroethan	1.99	67	33806	9.90	ppb	100
19) 1,1-DCE	2.54	61	24689	9.48	ppb	98
20) t-Butanol	3.37	59	19264	112.23	ppb	# 91
21) Methyl Acetate	3.03	43	6476	7.77	ppb	# 79
22) Iodomethane	2.69	142	19595	9.07	ppb	89
23) Acrylonitrile	3.47	53	5293	11.61	ppb	# 82
25) Methylene chloride	3.12	84	15802	9.53	ppb	# 92
26) Carbon disulfide	2.74	76	19272	9.44	ppb	94
27) Methyl t-butyl ether (MtBE)	3.51	73	58390	10.20	ppb	96
28) Trans-1,2-DCE	3.48	96	16940	9.84	ppb	96
29) 3-Methylpentane	3.51	57	9799	10.30	ppb	# 98
31) Diisopropyl Ether	4.28	45	36935	10.60	ppb	94
32) 1,1-DCA	4.11	63	29548	10.32	ppb	95
34) Ethyl tert Butyl Ether	4.81	59	46950	10.12	ppb	98
35) Methylcyclopentane	4.82	56	2207	10.38	ppb	100

(#) = qualifier out of range (m) = manual integration

Data File : M:\MAX\DATA\211111\1115M04.D  
 Acq On : 15 Nov 21 9:57  
 Sample : 211115A LCSD 10ug/L  
 Misc : IS&S 8/4/21

Vial: 4  
 Operator: LP,DG,CH  
 Inst : Max  
 Multiplr: 1.00

Quant Time: Nov 16 5:34 2021

Quant Results File: M1111W.RES

Quant Method : M:\MAX\DATA\211111\M1111W.M (RTE Integrator)  
 Title : METHOD 8260B  
 Last Update : Fri Nov 12 09:40:33 2021  
 Response via : Initial Calibration  
 DataAcq Meth : M8260

Compound	R.T.	QIon	Response	Conc	Unit	Qvalue
36) MEK (2-Butanone)	5.03	43	25615	48.02	ppb	95
37) Cis-1,2-DCE	4.95	96	19987	9.68	ppb	94
38) 2,2-Dichloropropane	4.94	77	40662	10.85	ppb	96
39) Chloroform	5.40	83	40570	10.16	ppb	89
40) Bromochloromethane	5.26	130	16775	10.05	ppb	92
42) 1,1,1-TCA	5.58	97	46813	10.26	ppb	94
43) Cyclohexane	5.63	41	11697	9.65	ppb	79
44) 1,1-Dichloropropene	5.79	75	22640	9.72	ppb	94
45) 2,2,4-Trimethylpentane	6.15	57	30536	9.37	ppb	94
47) Carbon Tetrachloride	5.78	117	41523	9.88	ppb	91
48) Tert Amyl Methyl Ether	6.22	73	46954	9.91	ppb	97
49) 1,2-DCA	6.08	62	35139	9.12	ppb	95
50) Benzene	6.03	78	64351	9.64	ppb	96
51) TCE	6.79	95	19814	9.26	ppb	93
52) 2-Pentanone	7.04	43	109714	125.11	ppb	100
53) 1,2-Dichloropropane	7.03	63	7287	9.15	ppb #	87
54) Bromodichloromethane	7.35	83	31828	10.16	ppb	99
55) Methyl Cyclohexane	6.98	83	22644	9.39	ppb	97
56) Dibromomethane	7.16	93	11278	8.74	ppb	91
57) MIBK (methyl isobutyl ket	8.01	43	55476	50.93	ppb	96
58) 1-Bromo-2-chloroethane	7.66	144	3901	8.58	ppb	80
60) Cis-1,3-Dichloropropene	7.82	75	27736	9.53	ppb	92
61) Toluene	8.15	91	77248	9.37	ppb	92
62) Trans-1,3-Dichloropropene	8.40	75	27307	9.80	ppb	96
63) 1,1,2-TCA	8.58	83	11847	9.78	ppb	97
64) 2-Hexanone	8.86	43	34274	48.31	ppb	90
67) 1,2-EDB	9.06	107	17374	10.20	ppb	95
68) Tetrachloroethene	8.70	164	16355	10.03	ppb	94
69) 1-Chlorohexane	9.56	91	14349	10.32	ppb	95
70) 1,1,1,2-Tetrachloroethane	9.65	131	27916	9.79	ppb	96
71) m&p-Xylene	9.80	106	76153	19.75	ppb	95
72) o-Xylene	10.19	106	38054	10.20	ppb	99
73) Styrene	10.21	104	62385	10.57	ppb	95
75) 1,3-Dichloropropane	8.74	76	25089	9.95	ppb	89
76) Dibromochloromethane	8.97	129	28663	10.46	ppb	97
77) Chlorobenzene	9.56	112	60130	10.47	ppb	92
78) Ethylbenzene	9.68	91	93078	10.44	ppb	100
79) Bromoform	10.38	173	23117	10.80	ppb	91
81) Isopropylbenzene	10.56	105	96164	9.82	ppb	99
82) 1,1,2,2-Tetrachloroethane	10.87	83	16078	9.86	ppb #	88
83) 1,2,3-Trichloropropane	10.90	110	8650	10.33	ppb	95
84) t-1,4-Dichloro-2-Butene	10.94	53	4658	11.90	ppb	97

(#) = qualifier out of range (m) = manual integration

Data File : M:\MAX\DATA\211111\1115M04.D  
 Acq On : 15 Nov 21 9:57  
 Sample : 211115A LCSD 10ug/L  
 Misc : IS&S 8/4/21

Vial: 4  
 Operator: LP,DG,CH  
 Inst : Max  
 Multiplr: 1.00

Quant Time: Nov 16 5:34 2021

Quant Results File: M1111W.RES

Quant Method : M:\MAX\DATA\211111\M1111W.M (RTE Integrator)  
 Title : METHOD 8260B  
 Last Update : Fri Nov 12 09:40:33 2021  
 Response via : Initial Calibration  
 DataAcq Meth : M8260

Compound	R.T.	QIon	Response	Conc	Unit	Qvalue
85) Bromobenzene	10.84	156	34200	9.77	ppb	90
86) n-Propylbenzene	10.97	91	101561	10.60	ppb	95
87) 4-Ethyltoluene	11.09	105	96466	10.28	ppb	99
88) 2-Chlorotoluene	11.04	91	79701	10.57	ppb	99
89) 1,3,5-Trimethylbenzene	11.15	105	89917	10.86	ppb	95
90) 4-Chlorotoluene	11.15	91	79116	10.38	ppb	90
91) Tert-Butylbenzene	11.47	119	51144	10.60	ppb	98
92) 1,2,4-Trimethylbenzene	11.52	105	85691	10.55	ppb	96
93) Sec-Butylbenzene	11.69	105	98644	11.00	ppb	97
94) p-Isopropyltoluene	11.84	119	91971	9.73	ppb	98
95) Benzyl Chloride	12.02	91	24273	11.38	ppb	93
96) 1,3-DCB	11.78	146	59603	9.94	ppb	98
97) 1,4-DCB	11.87	146	60501	9.74	ppb	96
98) n-Butylbenzene	12.24	91	52671	8.99	ppb	96
99) 1,2-DCB	12.24	146	55620	10.00	ppb	99
100) Hexachloroethane	12.49	117	15225	9.47	ppb	98
101) 1,2-Dibromo-3-chloropropan	13.02	75	4221	9.42	ppb	94
102) 1,2,4-Trichlorobenzene	13.84	180	17760	8.38	ppb	97
103) Hexachlorobutadiene	14.02	225	23311	9.39	ppb	98
104) Naphthalene	14.08	128	30634	8.46	ppb	97
105) 1,2,3-Trichlorobenzene	14.32	180	22260	8.40	ppb	94

(#) = qualifier out of range (m) = manual integration

1115M04.D M1111W.M

Tue Nov 16 08:00:02 2021

Page 3

Quantitation Report


Data File : M:\MAX\DATA\211111\1115M04.D  
Acq On : 15 Nov 21 9:57  
Sample : 211115A LCSD 10ug/L  
Misc : IS&S 8/4/21

Vial: 4  
Operator: LP,DG,CH  
Inst : Max  
Multiplr: 1.00

Quant Time: Nov 16 5:34 2021

Quant Results File: M1111W.RES

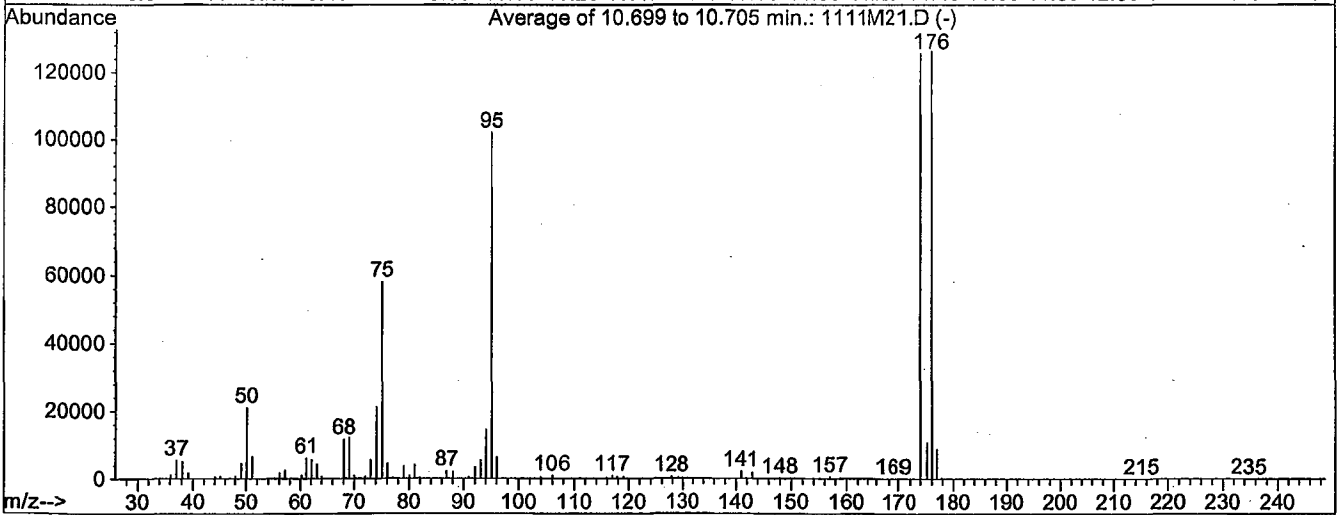
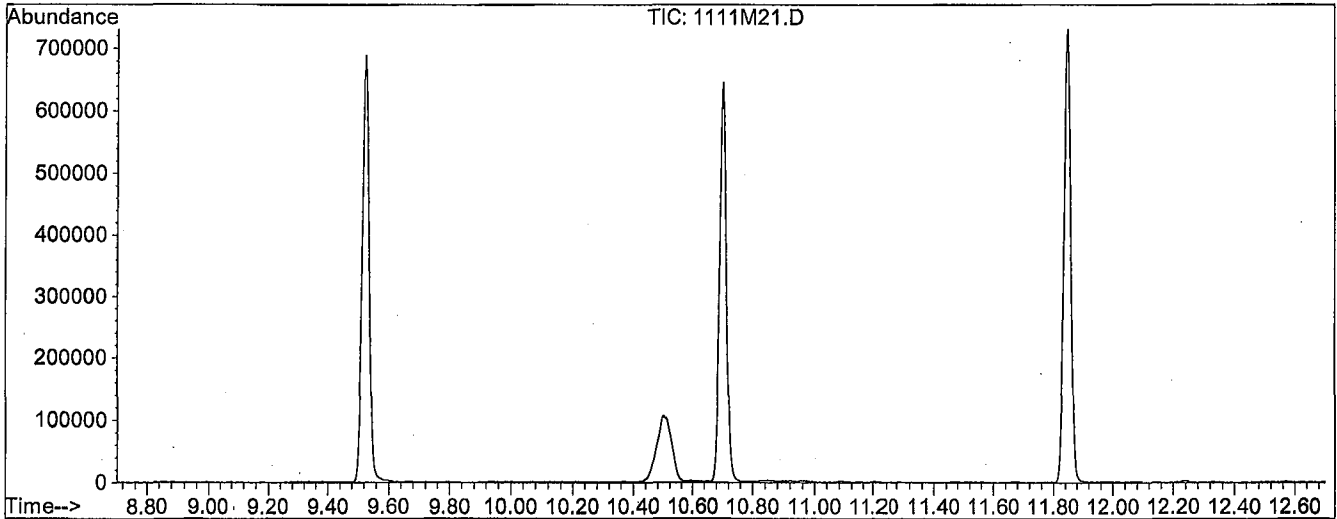
Method : M:\MAX\DATA\211111\M1111W.M (RTE Integrator)  
Title : METHOD 8260B  
Last Update : Fri Nov 12 09:40:33 2021  
Response via : Initial Calibration



Data File : M:\MAX\DATA\211111\1111M21.D  
 Acq On : 11 Nov 21 18:10  
 Sample : 25ug/L BFB STD 10/29/21  
 Misc : IS&S 8/4/21

Vial: 1  
 Operator: LP,DG,CH  
 Inst : Max  
 Multiplr: 1.00

Method : M:\MAX\DATA\211111\M1111W.M (RTE Integrator)  
 Title : METHOD 8260B



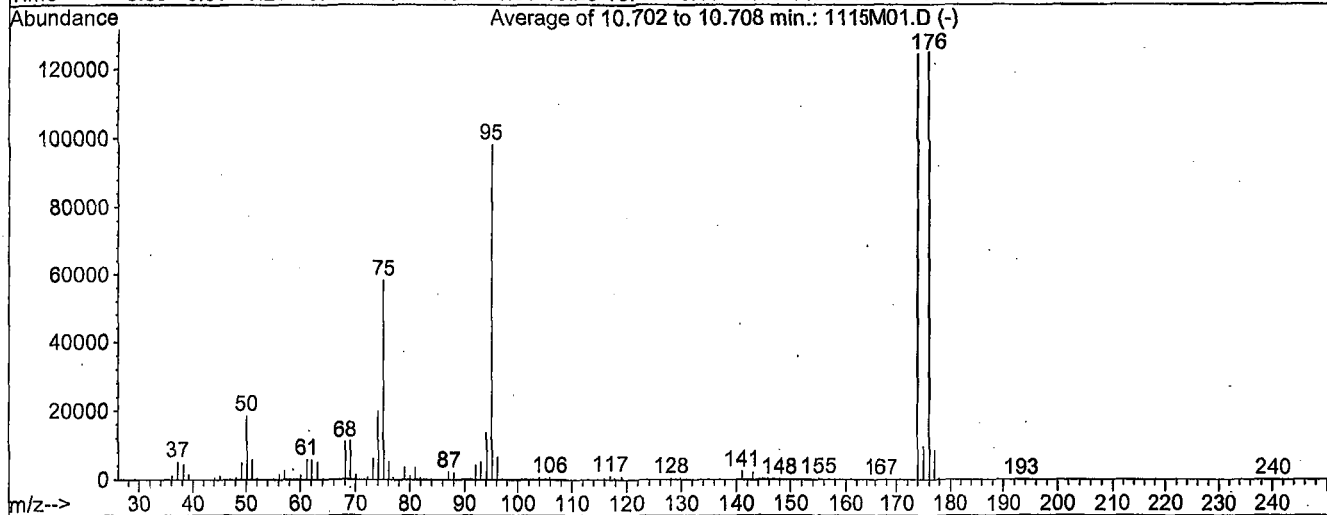
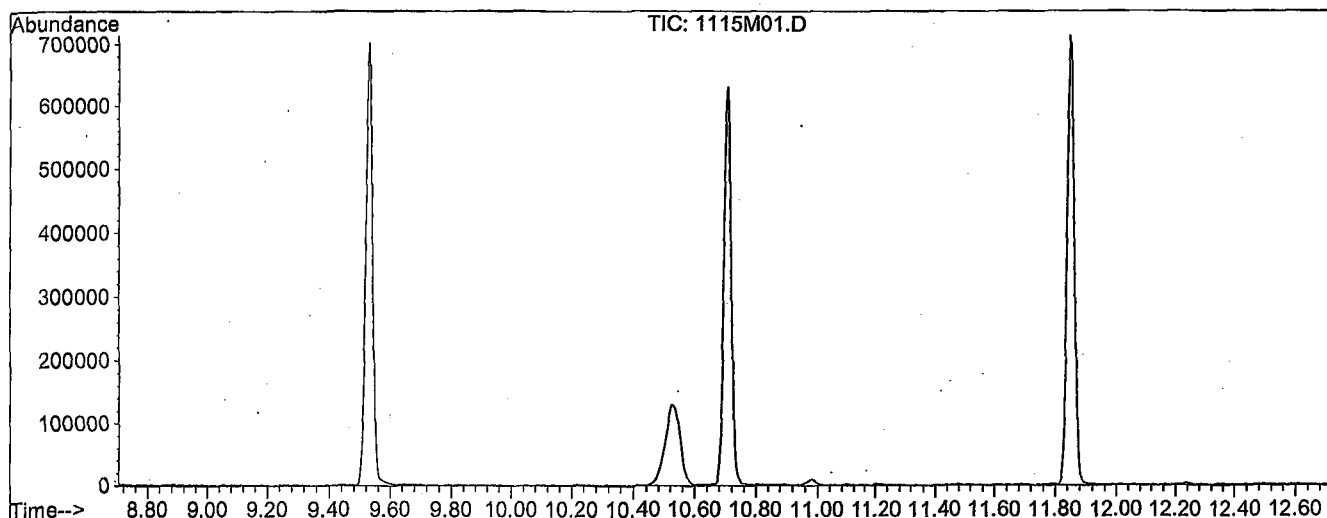
AutoFind: Scans 3041, 3042, 3043; Background Corrected with Scan 3027

Target Mass	Rel. to Mass	Lower Limit%	Upper Limit%	Rel. Abn%	Raw Abn	Result Pass/Fail
50	95	15	40	20.6	21067	PASS
75	95	30	60	56.9	58077	PASS
95	95	100	200	100.0	102045	PASS
96	95	5	9	6.4	6566	PASS
173	174	0.00	2	0.0	0	PASS
174	95	50	200	123.3	125821	PASS
175	174	5	9	8.8	11035	PASS
176	174	95	101	100.5	126427	PASS
177	176	5	9	7.0	8852	PASS

Data File : M:\MAX\DATA\211111\1115M01.D  
 Acq On : 15 Nov 21 8:32  
 Sample : 25ug/L BFB STD 10/29/21  
 Misc : IS&S 8/4/21

Vial: 1  
 Operator: LP,DG,CH  
 Inst : Max  
 Multiplr: 1.00

Method : M:\MAX\DATA\211111\M1111W.M (RTE Integrator)  
 Title : METHOD 8260B



AutoFind: Scans 3042, 3043, 3044; Background Corrected with Scan 3026

Target Mass	Rel. to Mass	Lower Limit%	Upper Limit%	Rel. Abn%	Raw Abn	Result Pass/Fail
50	95	15	40	19.0	18637	PASS
75	95	30	60	59.5	58387	PASS
95	95	100	200	100.0	98139	PASS
96	95	5	9	6.7	6552	PASS
173	174	0.00	2	0.0	0	PASS
174	95	50	200	126.9	124581	PASS
175	174	5	9	7.8	9739	PASS
176	174	95	101	100.5	125251	PASS
177	176	5	9	6.9	8642	PASS

### MAX 8260 Standard Prep

MAX 8260 Water Calibration Curve										
0.3ug/L										
Prepared By (Initials): CH										
Prepared: 11/11/2021										
Expires: 12/1/2021										
Initial Standard Information						Final Standard Information				
Name of Initial Standard (QAU Label)	Supplier	APPL Mix Name	Conc. (ug/mL)	Reference To APPL Prep Date	Exp. Date	Exp. Date (Manufacturers)	Aliquot From Stock	Final Volume	Solvent	Final Standard Conc. (ug/L)
VOA STD. 9	Various	0.3ug/L	5	Prepared 11/08/21	1/7/2022	N/A	3uL	50mL	P&T Water	0.3
VOA STD. 1	Absolute		50	Prepared 11/08/21	1/7/2022	N/A	5uL			5
VOA STD. 2	Phenova		100	Prepared 11/08/21	1/7/2022	N/A	2.5uL			5
VOA STD. TBA	Various		250	Prepared 11/08/21	12/1/2021	N/A	2uL			10
0.5ug/L										
Prepared: 11/11/2021										
Expires: 12/1/2021										
Initial Standard Information						Final Standard Information				
Name of Initial Standard (QAU Label)	Supplier	APPL Mix Name	Conc. (ug/mL)	Reference To APPL Prep Date	Exp. Date	Exp. Date (Manufacturers)	Aliquot From Stock	Final Volume	Solvent	Final Standard Conc. (ug/L)
VOA STD. 9	Various	0.5ug/L	5	Prepared 11/08/21	1/7/2022	N/A	5uL	50mL	P&T Water	0.5
VOA STD. 1	Absolute		50	Prepared 11/08/21	1/7/2022	N/A	10uL			10
VOA STD. 2	Phenova		100	Prepared 11/08/21	1/7/2022	N/A	5uL			10
VOA STD. TBA	Various		250	Prepared 11/08/21	12/1/2021	N/A	5uL			25
1.0ug/L										
Prepared: 11/11/2021										
Expires: 12/1/2021										
Initial Standard Information						Final Standard Information				
Name of Initial Standard (QAU Label)	Supplier	APPL Mix Name	Conc. (ug/mL)	Reference To APPL Prep Date	Exp. Date	Exp. Date (Manufacturers)	Aliquot From Stock	Final Volume	Solvent	Final Standard Conc. (ug/L)
VOA STD. 9	Various	1.0ug/L	5	Prepared 11/08/21	1/7/2022	N/A	10uL	50mL	P&T Water	1
VOA STD. 1	Absolute		50	Prepared 11/08/21	1/7/2022	N/A	20uL			20
VOA STD. 2	Phenova		100	Prepared 11/08/21	1/7/2022	N/A	10uL			20
VOA STD. TBA	Various		250	Prepared 11/08/21	12/1/2021	N/A	10uL			50
2.0ug/L										
Prepared: 11/11/2021										
Expires: 12/1/2021										
Initial Standard Information						Final Standard Information				
Name of Initial Standard (QAU Label)	Supplier	APPL Mix Name	Conc. (ug/mL)	Reference To APPL Prep Date	Exp. Date	Exp. Date (Manufacturers)	Aliquot From Stock	Final Volume	Solvent	Final Standard Conc. (ug/L)
VOA STD. 9	Various	2.0ug/L	5	Prepared 11/08/21	1/7/2022	N/A	20uL	50mL	P&T Water	2
VOA STD. 1	Absolute		50	Prepared 11/08/21	1/7/2022	N/A	30uL			30
VOA STD. 2	Phenova		100	Prepared 11/08/21	1/7/2022	N/A	15uL			30
VOA STD. TBA	Various		250	Prepared 11/08/21	12/1/2021	N/A	15uL			75
5ug/L										
Prepared: 11/11/2021										
Expires: 12/1/2021										
Initial Standard Information						Final Standard Information				
Name of Initial Standard (QAU Label)	Supplier	APPL Mix Name	Conc. (ug/mL)	Reference To APPL Prep Date	Exp. Date	Exp. Date (Manufacturers)	Aliquot From Stock	Final Volume	Solvent	Final Standard Conc. (ug/L)
VOA STD. 7	Various	5ug/L	50	Prepared 11/08/21	1/7/2022	N/A	5uL	50mL	P&T Water	5
VOA STD. 8	Phenova		50	Prepared 11/08/21	12/1/2021	N/A	5uL			5
VOA STD. 1	Absolute		50	Prepared 11/08/21	1/7/2022	N/A	40uL			40
VOA STD. 2	Phenova		100	Prepared 11/08/21	1/7/2022	N/A	20uL			20
VOA STD. TBA	Various		250	Prepared 11/08/21	12/1/2021	N/A	20uL			100
10ug/L										
Prepared: 11/11/2021										
Expires: 12/1/2021										
Initial Standard Information						Final Standard Information				
Name of Initial Standard (QAU Label)	Supplier	APPL Mix Name	Conc. (ug/mL)	Reference To APPL Prep Date	Exp. Date	Exp. Date (Manufacturers)	Aliquot From Stock	Final Volume	Solvent	Final Standard Conc. (ug/L)
VOA STD. 7	Various	10ug/L	50	Prepared 11/08/21	1/7/2022	N/A	10uL	50mL	P&T Water	10
VOA STD. 8	Phenova		50	Prepared 11/08/21	12/1/2021	N/A	10uL			10
VOA STD. 1	Absolute		50	Prepared 11/08/21	1/7/2022	N/A	50uL			50
VOA STD. 2	Phenova		100	Prepared 11/08/21	1/7/2022	N/A	25uL			50
VOA STD. TBA	Various		250	Prepared 11/08/21	12/1/2021	N/A	25uL			125

20ug/L										
Prepared: 11/11/2021										
Expires: 12/1/2021										
Initial Standard Information						Final Standard Information				
Name of Initial Standard (QAU Label)	Supplier	APPL Mix Name	Conc. (ug/mL)	Reference To APPL Prep Date	Exp. Date	Exp. Date (Manufacturers)	Allquot From Stock	Final Volume	Solvent	Final Standard Conc. (ug/L)
VOA STD. 7	Various	20ug/L	50	Prepared 11/08/21	1/7/2022	N/A	20uL	50mL	P&T Water	20
VOA STD. 8	Phenova		50	Prepared 11/08/21	12/1/2021	N/A	20uL			20
VOA STD. 1	Absolute		50	Prepared 11/08/21	1/7/2022	N/A	60uL			60
VOA STD. 2	Phenova		100	Prepared 11/08/21	1/7/2022	N/A	30uL			60
VOA STD. TBA	Various		250	Prepared 11/08/21	12/1/2021	N/A	30uL			150
40ug/L										
Prepared: 11/11/2021										
Expires: 12/1/2021										
Initial Standard Information						Final Standard Information				
Name of Initial Standard (QAU Label)	Supplier	APPL Mix Name	Conc. (ug/mL)	Reference To APPL Prep Date	Exp. Date	Exp. Date (Manufacturers)	Allquot From Stock	Final Volume	Solvent	Final Standard Conc. (ug/L)
VOA STD. 7	Various	40ug/L	50	Prepared 11/08/21	1/7/2022	N/A	40uL	50mL	P&T Water	40
VOA STD. 8	Phenova		50	Prepared 11/08/21	12/1/2021	N/A	40uL			40
VOA STD. 1	Absolute		50	Prepared 11/08/21	1/7/2022	N/A	80uL			80
VOA STD. 2	Phenova		100	Prepared 11/08/21	1/7/2022	N/A	40uL			80
VOA STD. TBA	Various		250	Prepared 11/08/21	12/1/2021	N/A	35uL			175
100ug/L										
Prepared: 11/11/2021										
Expires: 12/1/2021										
Initial Standard Information						Final Standard Information				
Name of Initial Standard (QAU Label)	Supplier	APPL Mix Name	Conc. (ug/mL)	Reference To APPL Prep Date	Exp. Date	Exp. Date (Manufacturers)	Allquot From Stock	Final Volume	Solvent	Final Standard Conc. (ug/L)
VOA STD. 7	Various	100ug/L	50	Prepared 11/08/21	1/7/2022	N/A	100uL	50mL	P&T Water	100
VOA STD. 8	Phenova		50	Prepared 11/08/21	12/1/2021	N/A	100uL			100
VOA STD. 1	Absolute		50	Prepared 11/08/21	1/7/2022	N/A	100uL			100
VOA STD. 2	Phenova		100	Prepared 11/08/21	1/7/2022	N/A	50uL			100
VOA STD. TBA	Various		250	Prepared 11/08/21	12/1/2021	N/A	40uL			200
MAX 8260 Water Second Source (SS)										
Prepared: 11/11/2021										
Expires: 12/1/2021										
						Prepared By (Initials): CH				
Initial Standard Information						Final Standard Information				
Name of Initial Standard (QAU Label)	Supplier	APPL Mix Name	Conc. (ug/mL)	Reference To APPL Prep Date	Exp. Date	Exp. Date (Manufacturers)	Allquot From Stock	Final Volume	Solvent	Final Standard Conc. (ug/L)
VOA STD. 3	Phenova	8260 Water SS	100	Prepared 11/08/21	1/7/2022	N/A	25uL	50mL	P&T Water	50
VOA STD. GASES	Phenova	8260 Water SS	50	Prepared 11/08/21	1/7/2022	N/A	10uL			10
VOA STD. 0	Phenova	8260 Water SS	50	Prepared 11/08/21	1/7/2022	N/A	10uL			10
VOA STD. 2-CEVE	Absolute	8260 Water SS	50	Prepared 11/08/21	11/8/2021	N/A	50uL			50
VOA STD. 6	Various	8260 Water SS	50	Prepared 11/08/21	12/1/2021	N/A	10uL			10
Voa STD. TBA	Various	8260 Water SS	250	Prepared 11/08/21	12/1/2021	N/A	25uL			250
8260 Water Continuing Callibrations (CCV)/ Lab Control Spikes (LCS)										
Prepared: 11/11/2021										
Expires: 11/12/2021										
						Prepared By (Initials): CH				
Initial Standard Information						Final Standard Information				
Name of Initial Standard (QAU Label)	Supplier	APPL Mix Name	Conc. (ug/mL)	Reference To APPL Prep Date	Exp. Date	Exp. Date (Manufacturers)	Allquot From Stock	Final Volume	Solvent	Final Standard Conc. (ug/L)
VOA STD. 7	Various	CCV/ LCS	50	Prepared 11/08/21	1/7/2022	N/A	10uL	50mL	P&T Water	10
VOA STD. 8	Phenova	CCV/ LCS	50	Prepared 11/08/21	12/1/2021	N/A	10uL			10
VOA STD. 1	Absolute	CCV/ LCS	50	Prepared 11/08/21	1/7/2022	N/A	50uL			50
VOA STD. 2	Phenova	CCV/ LCS	100	Prepared 11/08/21	1/7/2022	N/A	25uL			50
VOA STD. TBA	Various	CCV/ LCS	250	Prepared 11/08/21	12/1/2021	N/A	25uL			250



### Primary and Secondary Working Standards

Primary Standards										
VOA STD 7										
Prepared: 11/8/2021 A										
Expires: 1/7/2022										
Prepared By (Initials): EO										
Methanol Lot No. DW117-US-0095										
Initial Standard Information						Final Standard Information				
Name of Initial Standard (QAU Label)	Supplier	Supplier P/N#	Conc. (ug/mL)	Lot Number - QA Number	Exp. Date (1 yr)	Exp. Date (Manufacturers)	Aliquot From Stock	Final Volume	Solvent	Final Standard Conc. (ug/mL)
VOA Gasses STD	Phenova	ALO-101206	2,000	CL17305-53042	11/8/2022	8/31/2026	100uL	4mL	Methanol	50
Hexachloroethane	Absolute	70199	1,000	021621-53134	11/8/2022	2/16/2026	200uL			50
Benzyl Chloride	Absolute	70037	1,000	082521-53129	11/8/2022	8/25/2022	200uL			50
VOA STD 8										
Prepared: 11/8/2021 B										
Expires: 12/1/2021										
Prepared By (Initials): EO										
Methanol Lot No. DW117-US-0095										
Initial Standard Information						Final Standard Information				
Name of Initial Standard (QAU Label)	Supplier	Supplier P/N#	Conc. (ug/mL)	Lot Number - QA Number	Exp. Date (1 yr)	Exp. Date (Manufacturers)	Aliquot From Stock	Final Volume	Solvent	Final Standard Conc. (ug/mL)
VOA Additions STD	Phenova	ALO-130175	2,000	CL15724-53047	11/8/2022	9/30/2022	100uL	4mL	Methanol	50
502.2 Cal. Std.	Phenova	ALO-101200	2,000	CL18052-53062	11/8/2022	11/30/2025	100uL			50
Vinyl Acetate	Phenova	ALO-101228	2,000	CL17583-53184	11/8/2022	12/1/2021	100uL			50
VOA STD TBA										
Prepared: 11/8/2021 C										
Expires: 12/1/2021										
Prepared By (Initials): EO										
Methanol Lot No. DW117-US-0095										
Initial Standard Information						Final Standard Information				
Name of Initial Standard (QAU Label)	Supplier	Supplier P/N#	Conc. (ug/mL)	Lot Number - QA Number	Exp. Date (1 yr)	Exp. Date (Manufacturers)	Aliquot From Stock	Final Volume	Solvent	Final Standard Conc. (ug/mL)
Custom VOC Mix	Phenova	ALO-130176	2,000	CL15724-53074	11/8/2022	9/30/2023	500uL	4mL	Methanol	250
Acrolein	Phenova	ALO-130549	10,000	CL17582-53186	11/8/2022	12/1/2021	100uL			250
VOA STD 1										
Prepared: 11/8/2021 D										
Expires: 1/7/2022										
Prepared By (Initials): EO										
Methanol Lot No. DW117-US-0095										
Initial Standard Information						Final Standard Information				
Name of Initial Standard (QAU Label)	Supplier	Supplier P/N#	Conc. (ug/mL)	Lot Number - QA Number	Exp. Date (1 yr)	Exp. Date (Manufacturers)	Aliquot From Stock	Final Volume	Solvent	Final Standard Conc. (ug/mL)
2-CEVE	Absolute	82408	2,000	011320-53144	11/8/2022	1/13/2023	50	2mL	Methanol	50
VOA STD 2										
Prepared: 11/8/2021 E										
Expires: 1/7/2022										
Prepared By (Initials): EO										
Methanol Lot No. DW117-US-0095										
Initial Standard Information						Final Standard Information				
Name of Initial Standard (QAU Label)	Supplier	Supplier P/N#	Conc. (ug/mL)	Lot Number - QA Number	Exp. Date (1 yr)	Exp. Date (Manufacturers)	Aliquot From Stock	Final Volume	Solvent	Final Standard Conc. (ug/mL)
Ketones Std.	Phenova	ALO-109211	2,000	CL17447-53165	11/8/2022	10/31/2031	200	4mL	Methanol	100
VOA STD 9										
Prepared: 11/8/2021 F										
Expires: 1/7/2022										
Prepared By (Initials): EO										
Methanol Lot No. DW117-US-0095										
Initial Standard Information						Final Standard Information				
Name of Initial Standard (QAU Label)	Supplier	APPL Mix Name	Conc. (ug/mL)	Reference To APPL Prep Date	Exp. Date (1 yr)	Exp. Date (Manufacturers)	Aliquot From Stock	Final Volume	Solvent	Final Standard Conc. (ug/mL)
VOA STD. 7		VOA STD. 9	50	Prepared 11/08/21	11/8/2022	N/A	200uL	2mL	Methanol	5
VOA STD. 8			50	Prepared 11/08/21	11/8/2022	N/A	200uL			5
VOA STD. 10										
Prepared: 11/8/2021 G										
Expires: 1/7/2022										
Prepared By (Initials): EO										
Methanol Lot No. DW117-US-0095										
Initial Standard Information						Final Standard Information				
Name of Initial Standard (QAU Label)	Supplier	APPL Mix Name	Conc. (ug/mL)	Reference To APPL Prep Date	Exp. Date (1 yr)	Exp. Date (Manufacturers)	Aliquot From Stock	Final Volume	Solvent	Final Standard Conc. (ug/mL)
VOA STD. 1		VOA STD. 10	50	Prepared 11/08/21	11/8/2022	N/A	200uL	2mL	Methanol	5
VOA STD. 12										
Prepared: 11/8/2021 H										
Expires: 1/7/2022										
Prepared By (Initials): EO										
Methanol Lot No. DW117-US-0095										
Initial Standard Information						Final Standard Information				
Name of Initial Standard (QAU Label)	Supplier	APPL Mix Name	Conc. (ug/mL)	Reference To APPL Prep Date	Exp. Date (1 yr)	Exp. Date (Manufacturers)	Aliquot From Stock	Final Volume	Solvent	Final Standard Conc. (ug/mL)
VOA STD. 2		VOA STD. 12	50	Prepared 11/08/21	11/8/2022	N/A	200uL	2mL	Methanol	5

Second Source (SS) Standards											
VOA STD. 3											
Prepared: 11/8/2021 I											
Expires: 1/7/2022											
Methanol Lot No. DW117-US-0095											
Prepared By (Initials): EO											
Initial Standard Information							Final Standard Information				
Name of Initial Standard (QAU Label)	Supplier	Supplier P/N#	Conc. (ug/mL)	Lot Number - QA Number	Exp. Date (1 yr)	Exp. Date (Manufacturers)	Aliquot From Stock	Final Volume	Solvent	Final Standard Conc. (ug/mL)	
Ketones Standard	Phenova	ALO-101211	2,000	CL16074-52969	11/8/2022	11/30/2030	100uL	2mL	Methanol	100	
VOA STD. Gases											
Prepared: 11/8/2021 J											
Expires: 1/7/2022											
Methanol Lot No. DW117-US-0095											
Prepared By (Initials): EO											
Initial Standard Information							Final Standard Information				
Name of Initial Standard (QAU Label)	Supplier	Supplier P/N#	Conc. (ug/mL)	Lot Number - QA Number	Exp. Date (1 yr)	Exp. Date (Manufacturers)	Aliquot From Stock	Final Volume	Solvent	Final Standard Conc. (ug/mL)	
8260 Gases (SS)	Phenova	ALO-101206	2,000	CL17302-53037	11/8/2022	8/31/2026	50uL	2mL	Methanol	50	
VOA STD. 6											
Prepared: 11/8/2021 K											
Expires: 12/1/2021											
Methanol Lot No. DW117-US-0095											
Prepared By (Initials): EO											
Initial Standard Information							Final Standard Information				
Name of Initial Standard (QAU Label)	Supplier	Supplier P/N#	Conc. (ug/mL)	Lot Number - QA Number	Exp. Date (1 yr)	Exp. Date (Manufacturers)	Aliquot From Stock	Final Volume	Solvent	Final Standard Conc. (ug/mL)	
502.2 Calibration STD. (54-compounds)	Phenova	ALO-101200	2,000	CL16071-53057	11/8/2022	11/30/2025	50uL	2mL	Methanol	50	
Vinyl Acetate	Phenova	ALO-101228	2,000	CL17583-53183	11/8/2022	12/1/2021	50uL			50	
Hexachloroethane	Accustand	AS-E0011	1,000	219061767-53154	11/8/2022	6/28/2029	100uL			50	
Benzyl Chloride	Accustand	M-8010-01	200	219111303-01-53159	11/8/2022	1/30/2023	500uL			50	
VOA STD. TBA											
Prepared: 11/8/2021 L											
Expires: 12/1/2021											
Methanol Lot No. DW117-US-0095											
Prepared By (Initials): EO											
Initial Standard Information							Final Standard Information				
Name of Initial Standard (QAU Label)	Supplier	Supplier P/N#	Conc. (ug/mL)	Lot Number - QA Number	Exp. Date (1 yr)	Exp. Date (Manufacturers)	Aliquot From Stock	Final Volume	Solvent	Final Standard Conc. (ug/mL)	
Custom VOA Mix (4-3)	Phenova	ALO-130176	2,000	CL16012-53079	11/8/2022	11/30/2023	250uL	2mL	Methanol	250	
Acrolein	Phenova	ALO-101224	10,000	CL17582-53185	11/8/2022	12/1/2021	50uL			250	
VOA STD. 0											
Prepared: 11/8/2021 M											
Expires: 1/7/2022											
Methanol Lot No. DW117-US-0095											
Prepared By (Initials): EO											
Initial Standard Information							Final Standard Information				
Name of Initial Standard (QAU Label)	Supplier	Supplier P/N#	Conc. (ug/mL)	Lot Number - QA Number	Exp. Date (1 yr)	Exp. Date (Manufacturers)	Aliquot From Stock	Final Volume	Solvent	Final Standard Conc. (ug/mL)	
VOA Addition STD.	Phenova	ALO-130175	2,000	CL17040-53052	11/8/2022	7/31/2024	50uL	2mL	Methanol	50	
VOA STD. 2-CEVE											
Prepared: 11/8/2021 N											
Expires: 1/7/2022											
Methanol Lot No. DW117-US-0095											
Prepared By (Initials): EO											
Initial Standard Information							Final Standard Information				
Name of Initial Standard (QAU Label)	Supplier	Supplier P/N#	Conc. (ug/mL)	Lot Number - QA Number	Exp. Date (1 yr)	Exp. Date (Manufacturers)	Aliquot From Stock	Final Volume	Solvent	Final Standard Conc. (ug/mL)	
2-CEVE (SS)	Absolute	82408	2,000	052521-53139	11/8/2022	5/25/2024	50uL	2mL	Methanol	50	

# Injection Log

Directory: M:\MAX\DATA\211111\

Line	Vial	FileName	Multiplier	SampleName	Misc Info	Injected
1	1	1111M21.D	1	25ug/L BFB STD 10/29/21	IS&S 8/4/21	11 Nov 21 18:10
2	2	1111M22.D	1	0.3ug/L VOC STD 11/11/21	IS&S 8/4/21	11 Nov 21 18:38
3	3	1111M23.D	1	0.5ug/L VOC STD 11/11/21	IS&S 8/4/21	11 Nov 21 19:07
4	4	1111M24.D	1	1ug/L VOC STD 11/11/21	IS&S 8/4/21	11 Nov 21 19:35
5	5	1111M25.D	1	2ug/L VOC STD 11/11/21	IS&S 8/4/21	11 Nov 21 20:03
6	6	1111M26.D	1	5ug/L VOC STD 11/11/21	IS&S 8/4/21	11 Nov 21 20:32
7	7	1111M27.D	1	10ug/L VOC STD 11/11/21	IS&S 8/4/21	11 Nov 21 21:00
8	8	1111M28.D	1	20ug/L VOC STD 11/11/21	IS&S 8/4/21	11 Nov 21 21:28
9	9	1111M29.D	1	40ug/L VOC STD 11/11/21	IS&S 8/4/21	11 Nov 21 21:57
10	10	1111M30.D	1	100ug/L VOC STD 11/11/21	IS&S 8/4/21	11 Nov 21 22:25
11	12	1111M32.D	1	(SS) 10ug/L VOC STD 11/11/21	IS&S 8/4/21	11 Nov 21 23:22

## Injection Log

Directory: M:\MAX\DATA\211111\

Line	Vial	FileName	Multiplier	SampleName	Misc Info	Injected
1	1	1115M01.D	1	25ug/L BFB STD 10/29/21	IS&S 8/4/21	15 Nov 21 8:32
2	3	1115M03.D	1	211115A CCV/LCS 10ug/L	IS&S 8/4/21	15 Nov 21 9:28
3	4	1115M04.D	1	211115A LCSD 10ug/L	IS&S 8/4/21	15 Nov 21 9:57
4	8	1115M08.D	1	211115A BLK	IS&S 8/4/21	15 Nov 21 11:50
5	15	1115M15.D	1	BA46102W01	IS&S 8/4/21	15 Nov 21 15:09
6	16	1115M16.D	1	BA46103W01	IS&S 8/4/21	15 Nov 21 15:37
7	17	1115M17.D	1	BA46104W01	IS&S 8/4/21	15 Nov 21 16:05
8	18	1115M18.D	1	BA46105W01	IS&S 8/4/21	15 Nov 21 16:34
9	19	1115M19.D	1	BA46106W01	IS&S 8/4/21	15 Nov 21 17:02
10	20	1115M20.D	1	BA46107W01	IS&S 8/4/21	15 Nov 21 17:31
11	21	1115M21.D	1	BA46108W01	IS&S 8/4/21	15 Nov 21 17:59
12	22	1115M22.D	1	BA46109W01	IS&S 8/4/21	15 Nov 21 18:27
13	25	1115M25.D	1	Ending CCV 10ug/L 11/15/21	IS&S 8/4/21	15 Nov 21 19:52

**ORGANICS**  
**Calibration Data**

VOLATILE ORGANIC ANALYSIS BY  
EPA METHOD 8260B

Form 6  
Initial Calibration

Lab Name: APPL, Inc.  
Case No: \_\_\_\_\_  
Matrix: \_\_\_\_\_

SDG No: \_\_\_\_\_  
Initial Cal. Date: 8/25/2021  
Instrument: Max

Initials: \_\_\_\_\_

0825M12.D    0825M13.D    0825M14.D    0825M15.D    0825M16.D    0825M17.D    0825M18.D    0825M19.D    0825M20.D

	Compound	1	2	3	4	5	6	7	8	9		Avg	%RSD	Type	r <sup>2</sup>	Q	MRF
1	I Fluorobenzene (IS)																
2	S Dibromofluoromethane(S)	0.3523	0.3417	0.2807	0.2859	0.2870	0.2956	0.2984	0.3009	0.2709		0.30	9.1	S			
3	S 1,2-DCA-D4(S)	0.2194	0.2154	0.1883	0.1930	0.1953	0.1908	0.1985	0.2034	0.1791		0.20	6.5	S			
4	I Chlorobenzene-D5 (IS)																
5	S Toluene-D8(S)	1.390	1.326	1.153	1.099	1.153	1.163	1.121	1.122	1.024		1.2	9.8	S			
6	S 4-Bromofluorobenzene(S)	0.5362	0.5171	0.4075	0.4294	0.4615	0.4643	0.4388	0.4514	0.4103		0.46	9.7	S			
7	I 1,4-Dichlorobenzene-D (IS)																
8																	
9																	
10																	
11																	
12																	
13																	
14																	
15																	
16																	
17																	
18																	
19																	
20																	
21																	
22																	
23																	
24																	
25																	
26																	
27																	
28																	
29																	
30																	
31																	
32																	
33																	
34																	
35																	

Quantitation Report (Not Reviewed)

Data File : M:\MAX\DATA\210825\0825M12.D  
 Acq On : 25 Aug 21 15:15  
 Sample : 0.3ug/L VOC STD 8/25/21  
 Misc : IS&S 6/4/21

Vial: 2  
 Operator: LP,DG,CH  
 Inst : Max  
 Multiplr: 1.00

Quant Time: Aug 26 16:25 2021

Quant Results File: M0825SUR.RES

Quant Method : M:\MAX\DATA\210825\M0825SUR.M (RTE Integrator)  
 Title : METHOD 8260B  
 Last Update : Thu Aug 26 11:16:48 2021  
 Response via : Initial Calibration  
 DataAcq Meth : M8260\_081021

Internal Standards	R.T.	QIon	Response	Conc	Units	Dev(Min)
1) Fluorobenzene (IS)	6.21	96	268418	25.00	ppb	0.00
4) Chlorobenzene-D5 (IS)	9.41	117	221472	25.00	ppb	0.00
7) 1,4-Dichlorobenzene-D (IS)	11.75	152	137587	25.00	ppb	0.00
<b>System Monitoring Compounds</b>						
2) Dibromofluoromethane(S)	5.41	111	18913	5.84	ppb	0.00
Spiked Amount	25.000		Recovery	=	23.372%	
3) 1,2-DCA-D4(S)	5.81	65	11779	5.54	ppb	0.00
Spiked Amount	25.000		Recovery	=	22.148%	
5) Toluene-D8(S)	7.95	98	61590	5.93	ppb	0.00
Spiked Amount	25.000		Recovery	=	23.720%	
6) 4-Bromofluorobenzene(S)	10.60	95	23749	5.86	ppb	0.00
Spiked Amount	25.000		Recovery	=	23.444%	

Target Compounds

Qvalue

Quantitation Report

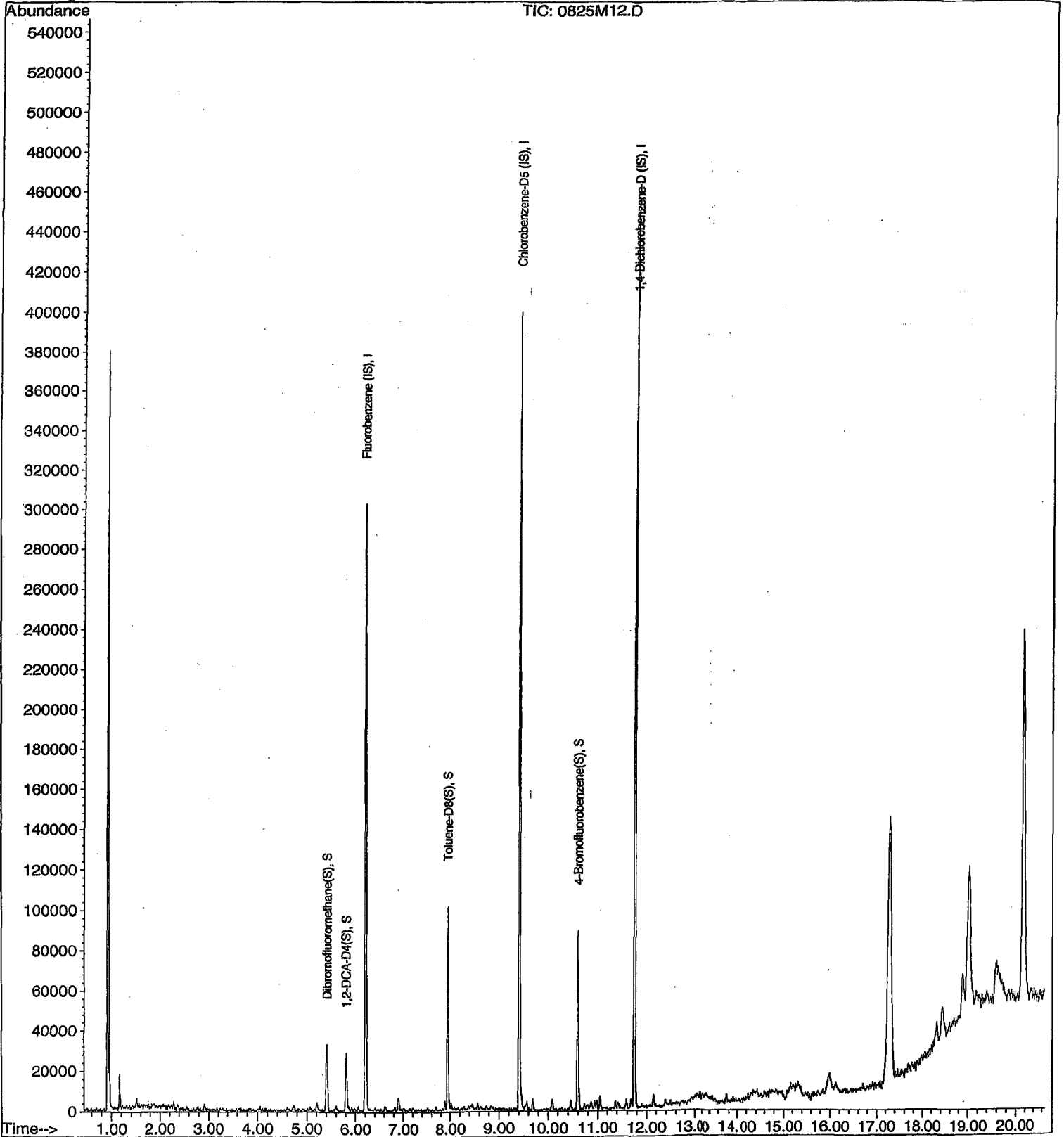
Data File : M:\MAX\DATA\210825\0825M12.D  
Acq On : 25 Aug 21 15:15  
Sample : 0.3ug/L VOC STD 8/25/21  
Misc : IS&S 6/4/21

Vial: 2  
Operator: LP,DG,CH  
Inst : Max  
Multiplr: 1.00

Quant Time: Aug 26 16:25 2021

Quant Results File: M0825SUR.RES

Method : M:\MAX\DATA\210825\M0825SUR.M (RTE Integrator)  
Title : METHOD 8260B  
Last Update : Thu Aug 26 11:16:48 2021  
Response via : Initial Calibration





Data File : M:\MAX\DATA\210825\0825M13.D  
 Acq On : 25 Aug 21 15:43  
 Sample : 0.5ug/L VOC STD 8/25/21  
 Misc : IS&S 6/4/21

Vial: 3  
 Operator: LP,DG,CH  
 Inst : Max  
 Multiplr: 1.00

Quant Time: Aug 26 16:25 2021

Quant Results File: M0825SUR.RES

Quant Method : M:\MAX\DATA\210825\M0825SUR.M (RTE Integrator)  
 Title : METHOD 8260B  
 Last Update : Thu Aug 26 11:16:48 2021  
 Response via : Initial Calibration  
 DataAcq Meth : M8260\_081021

Internal Standards	R.T.	QIon	Response	Conc	Units	Dev(Min)
1) Fluorobenzene (IS)	6.21	96	270425	25.00	ppb	0.00
4) Chlorobenzene-D5 (IS)	9.41	117	226950	25.00	ppb	0.00
7) 1,4-Dichlorobenzene-D (IS)	11.75	152	138629	25.00	ppb	0.00
<b>System Monitoring Compounds</b>						
2) Dibromofluoromethane(S)	5.42	111	18480	5.67	ppb	0.00
Spiked Amount	25.000		Recovery	=	22.664%	
3) 1,2-DCA-D4(S)	5.81	65	11650	5.44	ppb	0.00
Spiked Amount	25.000		Recovery	=	21.744%	
5) Toluene-D8(S)	7.95	98	60175	5.65	ppb	0.00
Spiked Amount	25.000		Recovery	=	22.616%	
6) 4-Bromofluorobenzene(S)	10.60	95	23472	5.65	ppb	0.00
Spiked Amount	25.000		Recovery	=	22.612%	

Target Compounds

Qvalue

Quantitation Report

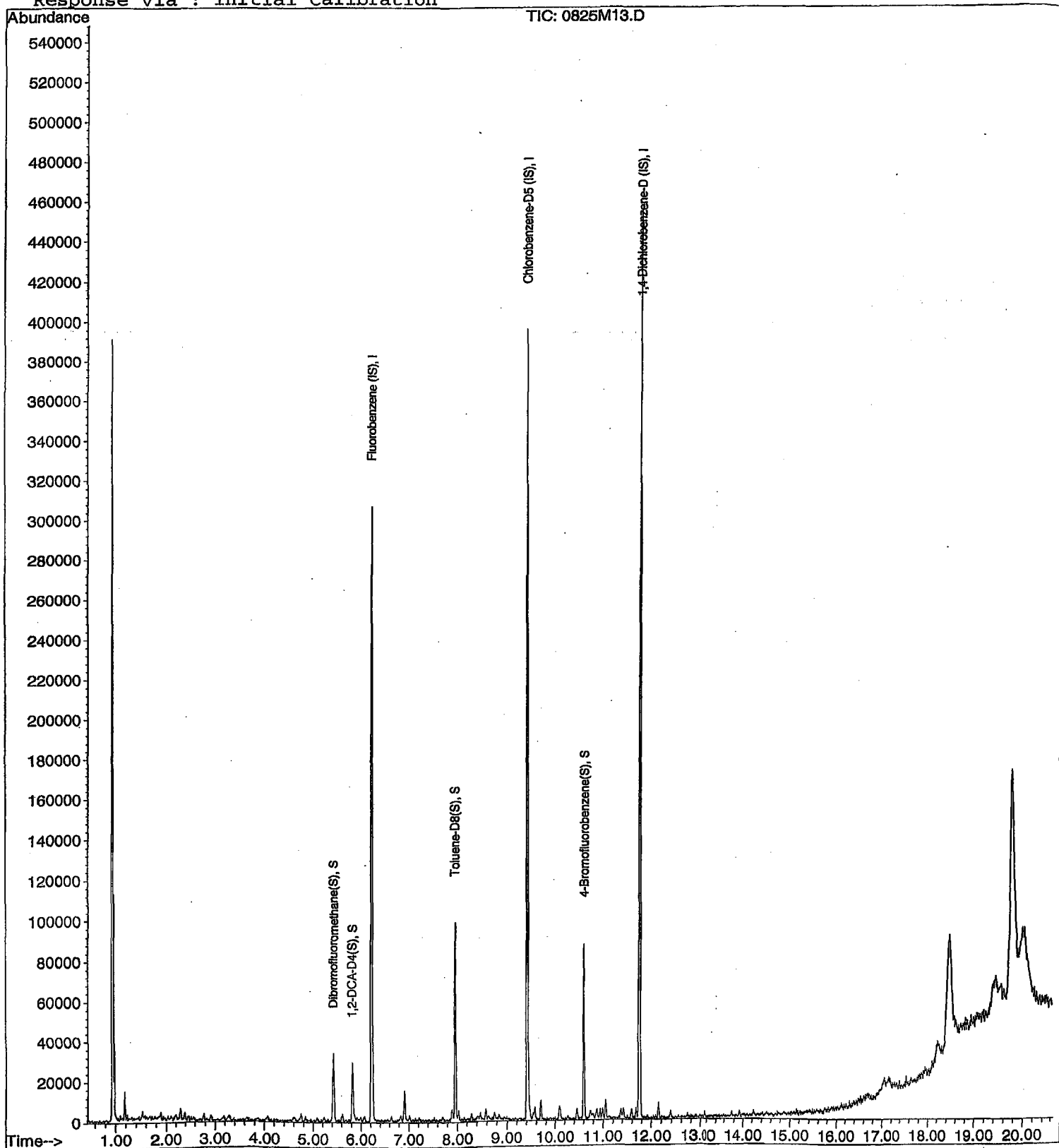
Data File : M:\MAX\DATA\210825\0825M13.D  
Acq On : 25 Aug 21 15:43  
Sample : 0.5ug/L VOC STD 8/25/21  
Misc : IS&S 6/4/21

Vial: 3  
Operator: LP, DG, CH  
Inst : Max  
Multiplr: 1.00

Quant Time: Aug 26 16:25 2021

Quant Results File: M0825SUR.RES

Method : M:\MAX\DATA\210825\M0825SUR.M (RTE Integrator)  
Title : METHOD 8260B  
Last Update : Thu Aug 26 11:16:48 2021  
Response via : Initial Calibration



Quantitation Report (Not Reviewed)

Data File : M:\MAX\DATA\210825\0825M14.D  
 Acq On : 25 Aug 21 16:11  
 Sample : 1ug/L VOC STD 8/25/21  
 Misc : IS&S 6/4/21

Vial: 4  
 Operator: LP,DG,CH  
 Inst : Max  
 Multiplr: 1.00

Quant Time: Aug 26 16:25 2021

Quant Results File: M0825SUR.RES

Quant Method : M:\MAX\DATA\210825\M0825SUR.M (RTE Integrator)  
 Title : METHOD 8260B  
 Last Update : Thu Aug 26 11:16:48 2021  
 Response via : Initial Calibration  
 DataAcq Meth : M8260\_081021

Internal Standards	R.T.	QIon	Response	Conc	Units	Dev (Min)
1) Fluorobenzene (IS)	6.22	96	261019	25.00	ppb	0.00
4) Chlorobenzene-D5 (IS)	9.41	117	222702	25.00	ppb	0.00
7) 1,4-Dichlorobenzene-D (IS)	11.75	152	137225	25.00	ppb	0.00
<b>System Monitoring Compounds</b>						
2) Dibromofluoromethane (S)	5.41	111	29305	9.31	ppb	0.00
Spiked Amount	25.000					
					Recovery =	37.236%
3) 1,2-DCA-D4 (S)	5.81	65	19664	9.51	ppb	0.00
Spiked Amount	25.000					
					Recovery =	38.024%
5) Toluene-D8 (S)	7.95	98	102711	9.84	ppb	0.00
Spiked Amount	25.000					
					Recovery =	39.340%
6) 4-Bromofluorobenzene (S)	10.60	95	36297	8.91	ppb	0.00
Spiked Amount	25.000					
					Recovery =	35.632%

Target Compounds

Qvalue

Quantitation Report

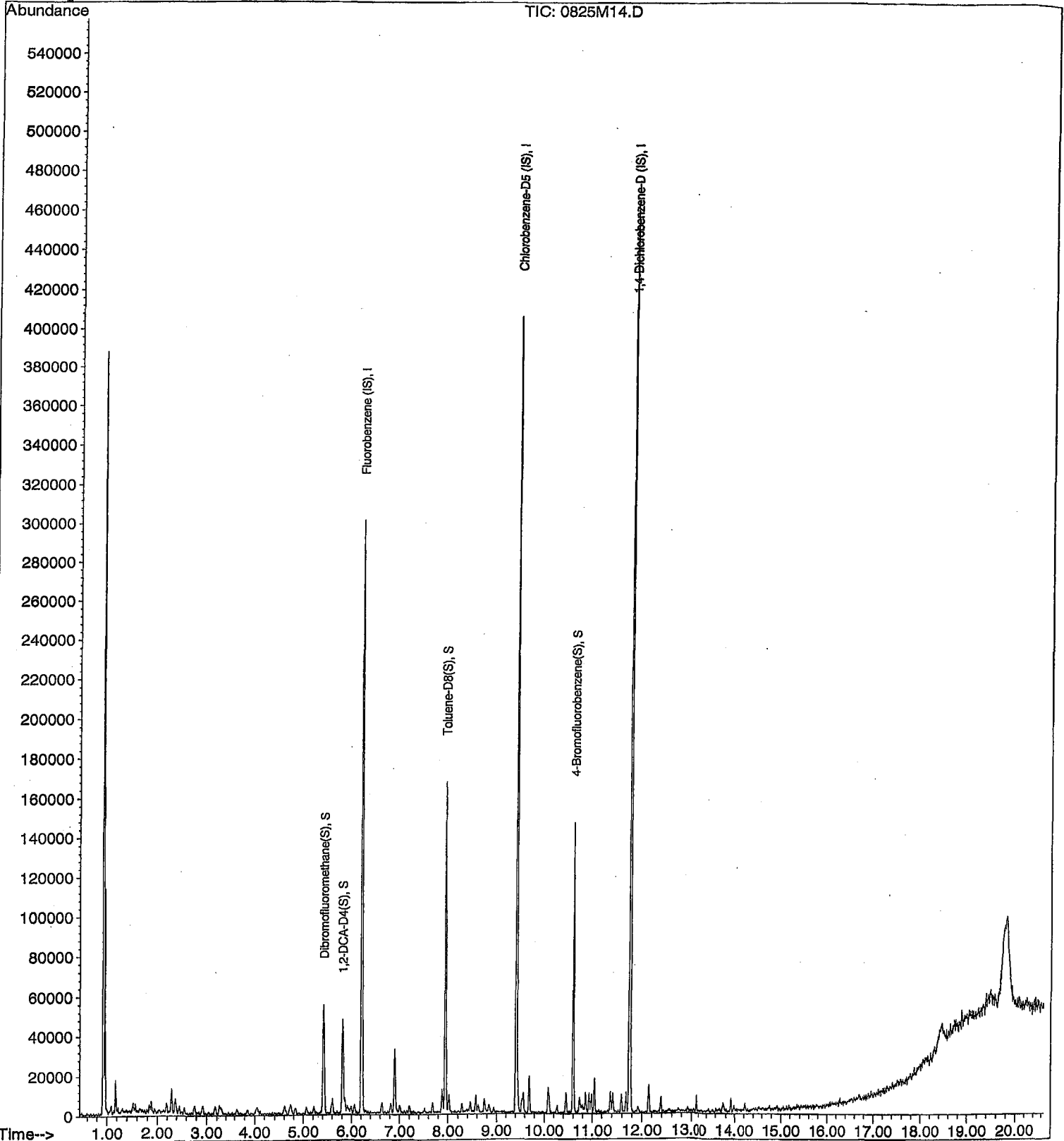
Data File : M:\MAX\DATA\210825\0825M14.D  
Acq On : 25 Aug 21 16:11  
Sample : 1ug/L VOC STD 8/25/21  
Misc : IS&S 6/4/21

Vial: 4  
Operator: LP,DG,CH  
Inst : Max  
Multiplr: 1.00

Quant Time: Aug 26 16:25 2021

Quant Results File: M0825SUR.RES

Method : M:\MAX\DATA\210825\M0825SUR.M (RTE Integrator)  
Title : METHOD 8260B  
Last Update : Thu Aug 26 11:16:48 2021  
Response via : Initial Calibration



Data File : M:\MAX\DATA\210825\0825M15.D  
 Acq On : 25 Aug 21 16:39  
 Sample : 2ug/L VOC STD 8/25/21  
 Misc : IS&S 6/4/21

Vial: 5  
 Operator: LP,DG,CH  
 Inst : Max  
 Multiplr: 1.00

Quant Time: Aug 26 16:25 2021

Quant Results File: M0825SUR.RES

Quant Method : M:\MAX\DATA\210825\M0825SUR.M (RTE Integrator)  
 Title : METHOD 8260B  
 Last Update : Thu Aug 26 11:16:48 2021  
 Response via : Initial Calibration  
 DataAcq Meth : M8260\_081021

Internal Standards	R.T.	QIon	Response	Conc	Units	Dev(Min)
1) Fluorobenzene (IS)	6.21	96	260699	25.00	ppb	0.00
4) Chlorobenzene-D5 (IS)	9.42	117	218570	25.00	ppb	0.00
7) 1,4-Dichlorobenzene-D (IS)	11.75	152	137104	25.00	ppb	0.00
<b>System Monitoring Compounds</b>						
2) Dibromofluoromethane(S)	5.41	111	29818	9.48	ppb	0.00
Spiked Amount 25.000			Recovery =	37.936%		
3) 1,2-DCA-D4(S)	5.82	65	20128	9.74	ppb	0.00
Spiked Amount 25.000			Recovery =	38.968%		
5) Toluene-D8(S)	7.95	98	96059	9.37	ppb	0.00
Spiked Amount 25.000			Recovery =	37.488%		
6) 4-Bromofluorobenzene(S)	10.60	95	37545	9.39	ppb	0.00
Spiked Amount 25.000			Recovery =	37.556%		

Target Compounds

Qvalue

Quantitation Report

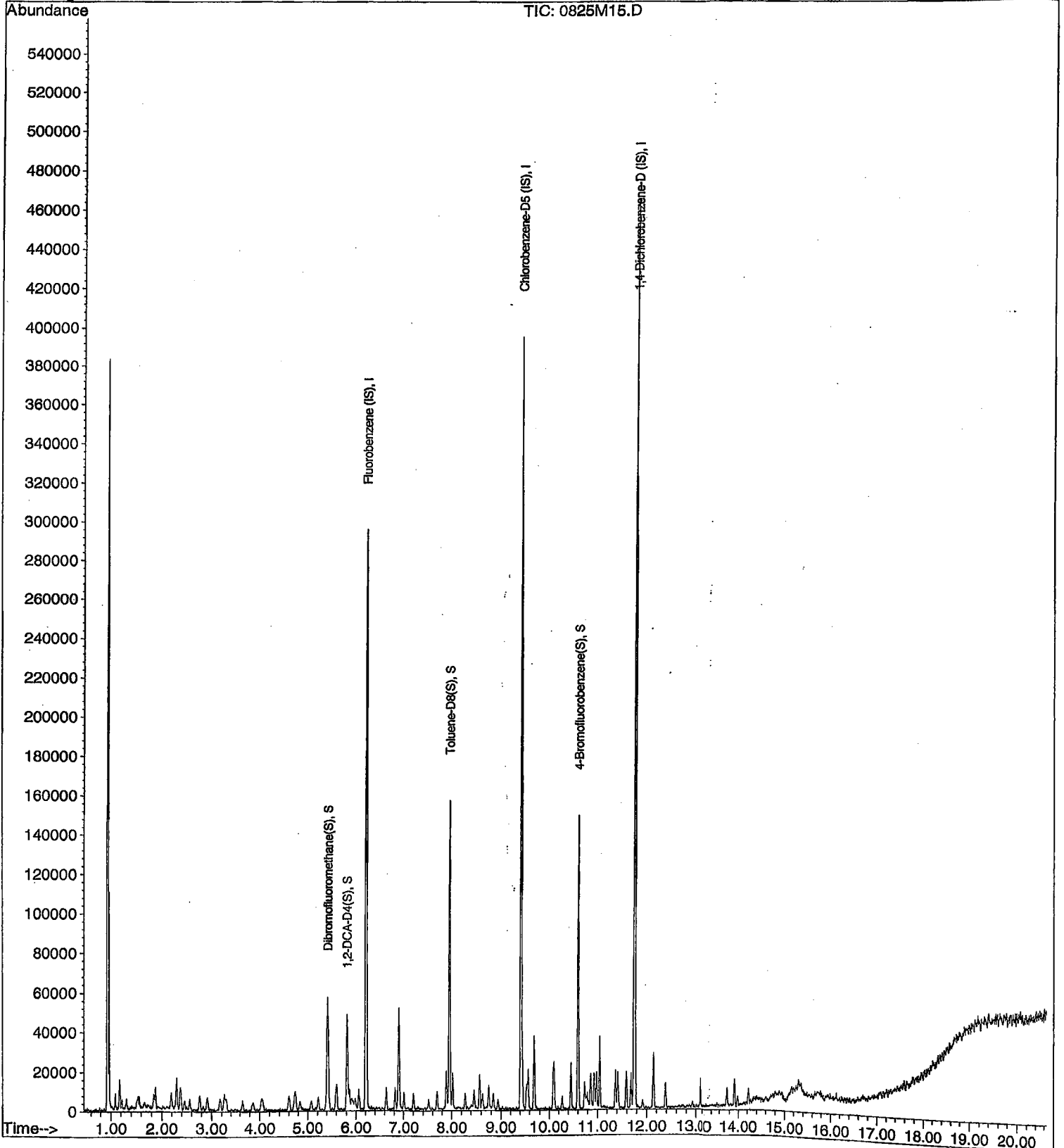
Data File : M:\MAX\DATA\210825\0825M15.D  
Acq On : 25 Aug 21 16:39  
Sample : 2ug/L VOC STD 8/25/21  
Misc : IS&S 6/4/21

Vial: 5  
Operator: LP,DG,CH  
Inst : Max  
Multiplr: 1.00

Quant Time: Aug 26 16:25 2021

Quant Results File: M0825SUR.RES

Method : M:\MAX\DATA\210825\M0825SUR.M (RTE Integrator)  
Title : METHOD 8260B  
Last Update : Thu Aug 26 11:16:48 2021  
Response via : Initial Calibration



Quantitation Report (Not Reviewed)

Data File : M:\MAX\DATA\210825\0825M16.D  
 Acq On : 25 Aug 21 17:07  
 Sample : 5ug/L VOC STD 8/25/21  
 Misc : IS&S 6/4/21

Vial: 6  
 Operator: LP,DG,CH  
 Inst : Max  
 Multiplr: 1.00

Quant Time: Aug 26 16:25 2021

Quant Results File: M0825SUR.RES

Quant Method : M:\MAX\DATA\210825\M0825SUR.M (RTE Integrator)  
 Title : METHOD 8260B  
 Last Update : Thu Aug 26 11:16:48 2021  
 Response via : Initial Calibration  
 DataAcq Meth : M8260\_081021

Internal Standards	R.T.	QIon	Response	Conc	Units	Dev(Min)
1) Fluorobenzene (IS)	6.21	96	261599	25.00	ppb	0.00
4) Chlorobenzene-D5 (IS)	9.41	117	219379	25.00	ppb	0.00
7) 1,4-Dichlorobenzene-D (IS)	11.75	152	136215	25.00	ppb	0.00
System Monitoring Compounds						
2) Dibromofluoromethane(S)	5.41	111	75090	23.80	ppb	0.00
Spiked Amount	25.000		Recovery	=	95.204%	
3) 1,2-DCA-D4(S)	5.81	65	51096	24.65	ppb	0.00
Spiked Amount	25.000		Recovery	=	98.580%	
5) Toluene-D8(S)	7.95	98	252960	24.59	ppb	0.00
Spiked Amount	25.000		Recovery	=	98.356%	
6) 4-Bromofluorobenzene(S)	10.60	95	101253	25.23	ppb	0.00
Spiked Amount	25.000		Recovery	=	100.908%	

Target Compounds

Qvalue

Quantitation Report

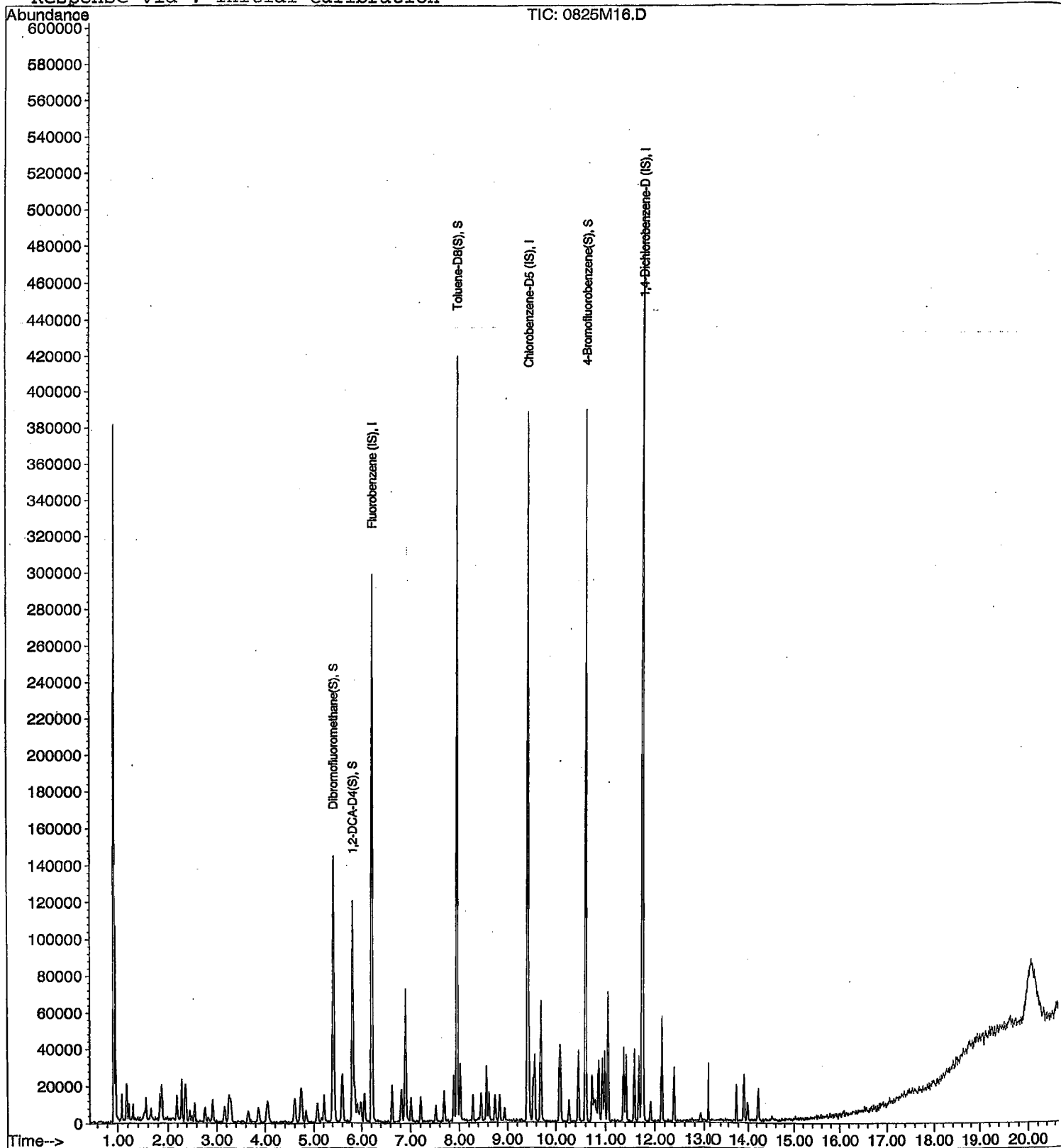
Data File : M:\MAX\DATA\210825\0825M16.D  
Acq On : 25 Aug 21 17:07  
Sample : 5ug/L VOC STD 8/25/21  
Misc : IS&S 6/4/21

Vial: 6  
Operator: LP,DG,CH  
Inst : Max  
Multiplr: 1.00

Quant Time: Aug 26 16:25 2021

Quant Results File: M0825SUR.RES

Method : M:\MAX\DATA\210825\M0825SUR.M (RTE Integrator)  
Title : METHOD 8260B  
Last Update : Thu Aug 26 11:16:48 2021  
Response via : Initial Calibration





Quantitation Report (Not Reviewed)

Data File : M:\MAX\DATA\210825\0825M17.D  
 Acq On : 25 Aug 21 17:35  
 Sample : 10ug/L VOC STD 8/25/21  
 Misc : IS&S 6/4/21

Vial: 7  
 Operator: LP,DG,CH  
 Inst : Max  
 Multiplr: 1.00

Quant Time: Aug 26 16:25 2021

Quant Results File: M0825SUR.RES

Quant Method : M:\MAX\DATA\210825\M0825SUR.M (RTE Integrator)  
 Title : METHOD 8260B  
 Last Update : Thu Aug 26 11:16:48 2021  
 Response via : Initial Calibration  
 DataAcq Meth : M8260\_081021

Internal Standards	R.T.	QIon	Response	Conc	Units	Dev (Min)
1) Fluorobenzene (IS)	6.21	96	260876	25.00	ppb	0.00
4) Chlorobenzene-D5 (IS)	9.41	117	215380	25.00	ppb	0.00
7) 1,4-Dichlorobenzene-D (IS)	11.75	152	136295	25.00	ppb	0.00
<b>System Monitoring Compounds</b>						
2) Dibromofluoromethane (S)	5.42	111	77116	24.51	ppb	0.00
Spiked Amount	25.000		Recovery	=	98.044%	
3) 1,2-DCA-D4 (S)	5.82	65	49768	24.07	ppb	0.00
Spiked Amount	25.000		Recovery	=	96.284%	
5) Toluene-D8 (S)	7.95	98	250522	24.80	ppb	0.00
Spiked Amount	25.000		Recovery	=	99.216%	
6) 4-Bromofluorobenzene (S)	10.60	95	100010	25.38	ppb	0.00
Spiked Amount	25.000		Recovery	=	101.520%	

Target Compounds

Qvalue

Quantitation Report

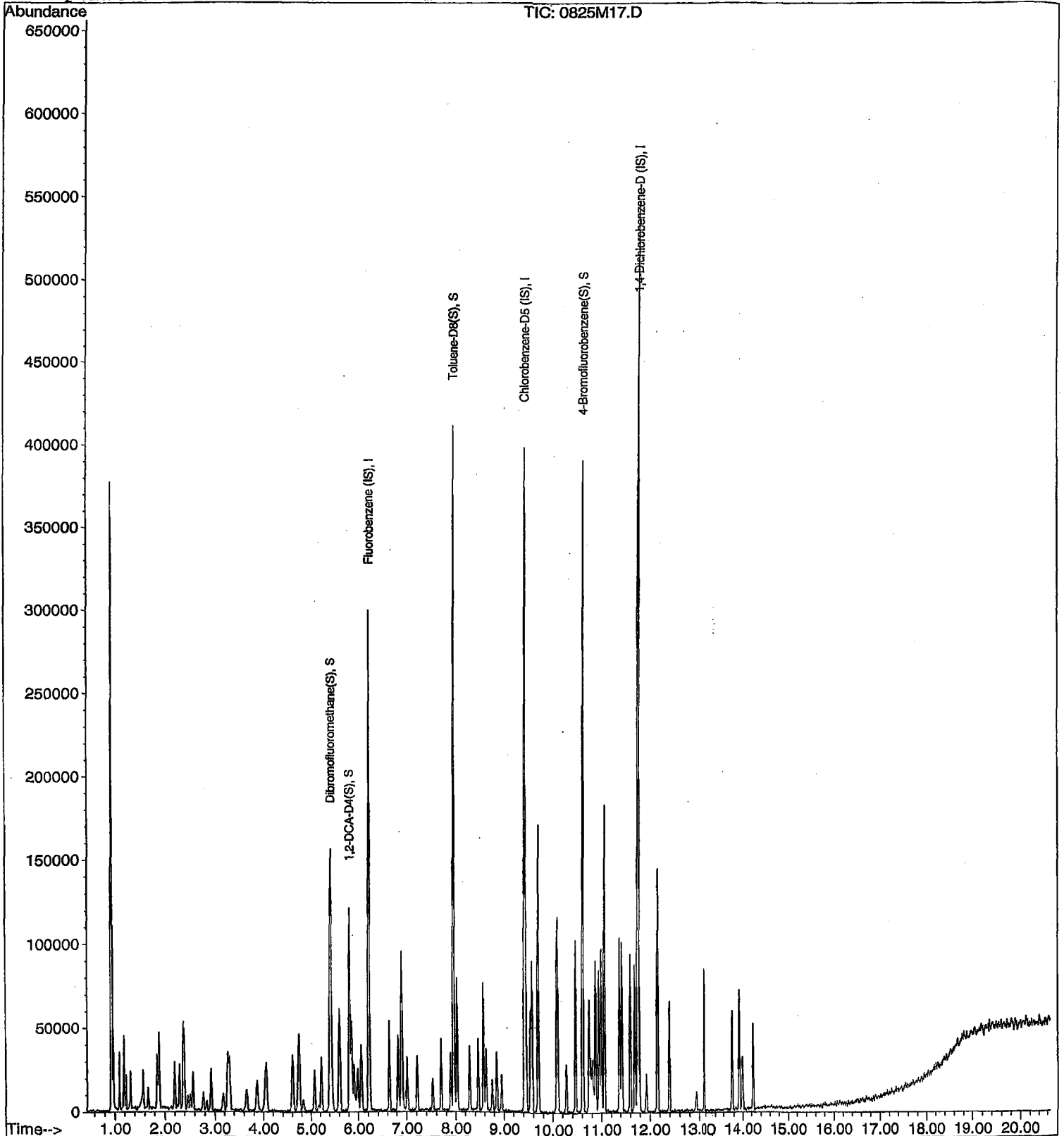
Data File : M:\MAX\DATA\210825\0825M17.D  
Acq On : 25 Aug 21 17:35  
Sample : 10ug/L VOC STD 8/25/21  
Misc : IS&S 6/4/21

Vial: 7  
Operator: LP,DG,CH  
Inst : Max  
Multiplr: 1.00

Quant Time: Aug 26 16:25 2021

Quant Results File: M0825SUR.RES

Method : M:\MAX\DATA\210825\M0825SUR.M (RTE Integrator)  
Title : METHOD 8260B  
Last Update : Thu Aug 26 11:16:48 2021  
Response via : Initial Calibration



Quantitation Report (Not Reviewed)

Data File : M:\MAX\DATA\210825\0825M18.D  
 Acq On : 25 Aug 21 18:03  
 Sample : 20ug/L VOC STD 8/25/21  
 Misc : IS&S 6/4/21

Vial: 8  
 Operator: LP,DG,CH  
 Inst : Max  
 Multiplr: 1.00

Quant Time: Aug 26 16:25 2021

Quant Results File: M0825SUR.RES

Quant Method : M:\MAX\DATA\210825\M0825SUR.M (RTE Integrator)  
 Title : METHOD 8260B  
 Last Update : Thu Aug 26 11:16:48 2021  
 Response via : Initial Calibration  
 DataAcq Meth : M8260\_081021

Internal Standards	R.T.	QIon	Response	Conc	Units	Dev(Min)
1) Fluorobenzene (IS)	6.21	96	258006	25.00	ppb	0.00
4) Chlorobenzene-D5 (IS)	9.41	117	222674	25.00	ppb	0.00
7) 1,4-Dichlorobenzene-D (IS)	11.75	152	141752	25.00	ppb	0.00
<b>System Monitoring Compounds</b>						
2) Dibromofluoromethane(S)	5.42	111	153975	49.49	ppb	0.00
Spiked Amount						Recovery = 197.940%
3) 1,2-DCA-D4(S)	5.81	65	102408	50.08	ppb	0.00
Spiked Amount						Recovery = 200.332%
5) Toluene-D8(S)	7.95	98	499120	47.80	ppb	0.00
Spiked Amount						Recovery = 191.196%
6) 4-Bromofluorobenzene(S)	10.60	95	195414	47.97	ppb	0.00
Spiked Amount						Recovery = 191.868%

Target Compounds

Qvalue

Quantitation Report

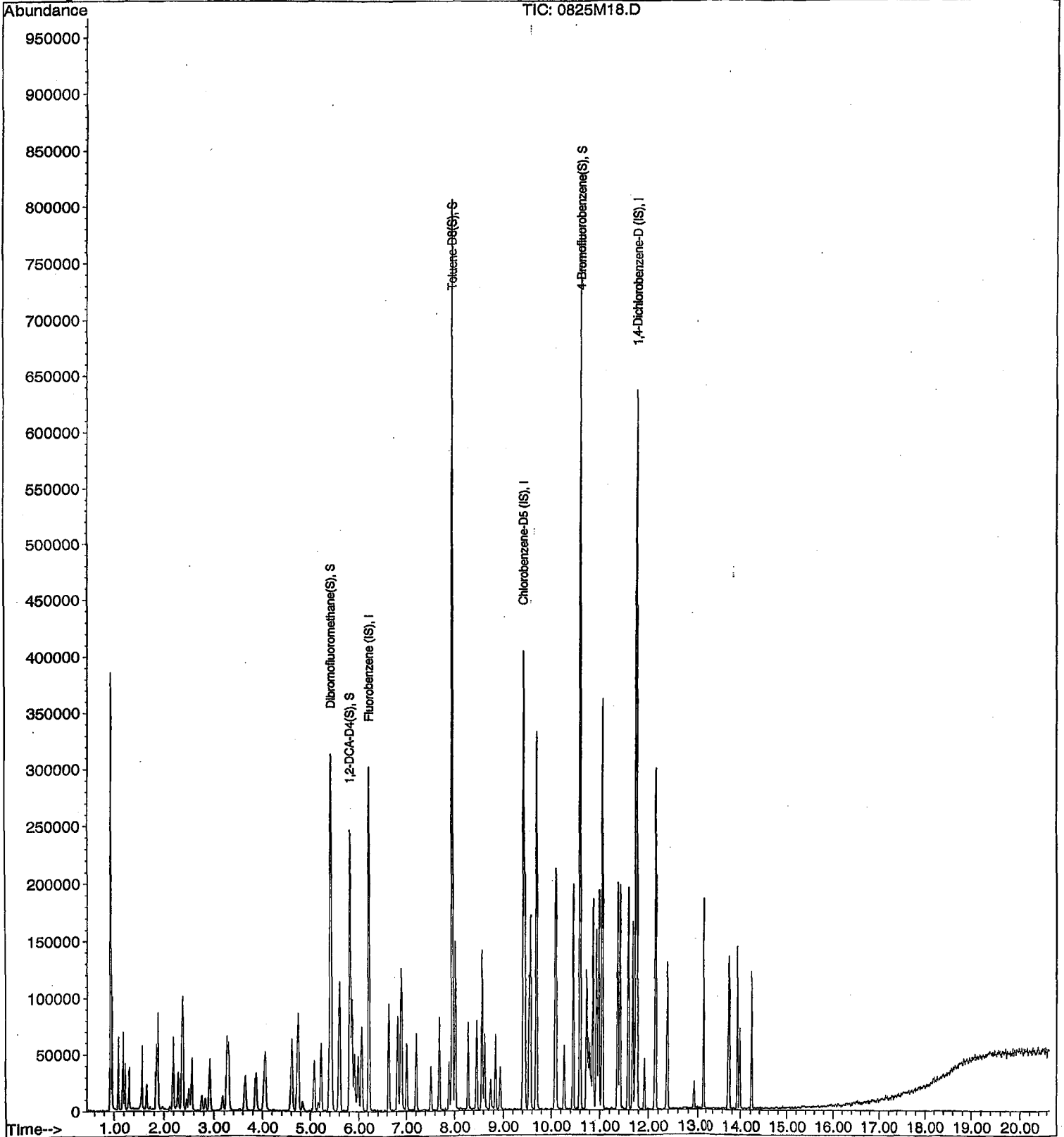
Data File : M:\MAX\DATA\210825\0825M18.D  
Acq On : 25 Aug 21 18:03  
Sample : 20ug/L VOC STD 8/25/21  
Misc : IS&S 6/4/21

Vial: 8  
Operator: LP, DG, CH  
Inst : Max  
Multiplr: 1.00

Quant Time: Aug 26 16:25 2021

Quant Results File: M0825SUR.RES

Method : M:\MAX\DATA\210825\M0825SUR.M (RTE Integrator)  
Title : METHOD 8260B  
Last Update : Thu Aug 26 11:16:48 2021  
Response via : Initial Calibration



Quantitation Report (Not Reviewed)

Data File : M:\MAX\DATA\210825\0825M19.D  
 Acq On : 25 Aug 21 18:31  
 Sample : 40ug/L VOC STD 8/25/21  
 Misc : IS&S 6/4/21

Vial: 9  
 Operator: LP,DG,CH  
 Inst : Max  
 Multiplr: 1.00

Quant Time: Aug 26 16:25 2021

Quant Results File: M0825SUR.RES

Quant Method : M:\MAX\DATA\210825\M0825SUR.M (RTE Integrator)  
 Title : METHOD 8260B  
 Last Update : Thu Aug 26 11:16:48 2021  
 Response via : Initial Calibration  
 DataAcq Meth : M8260\_081021

Internal Standards	R.T.	QIon	Response	Conc	Units	Dev(Min)
1) Fluorobenzene (IS)	6.21	96	251853	25.00	ppb	0.00
4) Chlorobenzene-D5 (IS)	9.41	117	216925	25.00	ppb	0.00
7) 1,4-Dichlorobenzene-D (IS)	11.75	152	140689	25.00	ppb	0.00
<b>System Monitoring Compounds</b>						
2) Dibromofluoromethane(S)	5.41	111	151584	49.91	ppb	0.00
Spiked Amount	25.000		Recovery	=	199.628%	
3) 1,2-DCA-D4(S)	5.81	65	102456	51.33	ppb	0.00
Spiked Amount	25.000		Recovery	=	205.320%	
5) Toluene-D8(S)	7.95	98	486936	47.87	ppb	0.00
Spiked Amount	25.000		Recovery	=	191.472%	
6) 4-Bromofluorobenzene(S)	10.60	95	195822	49.34	ppb	0.00
Spiked Amount	25.000		Recovery	=	197.364%	

Target Compounds

Qvalue

Quantitation Report

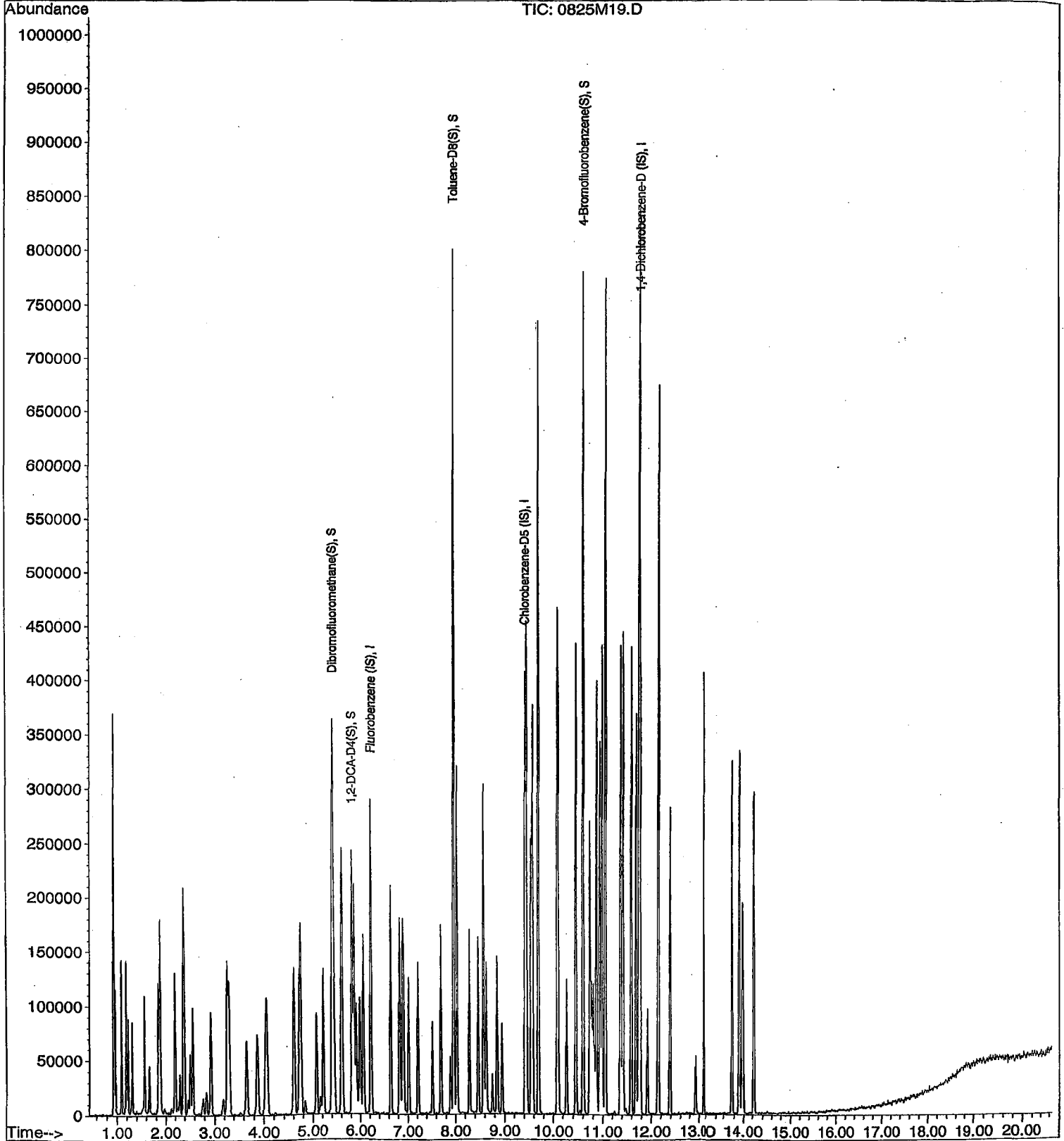
Data File : M:\MAX\DATA\210825\0825M19.D  
Acq On : 25 Aug 21 18:31  
Sample : 40ug/L VOC STD 8/25/21  
Misc : IS&S 6/4/21

Vial: 9  
Operator: LP,DG,CH  
Inst : Max  
Multiplr: 1.00

Quant Time: Aug 26 16:25 2021

Quant Results File: M0825SUR.RES

Method : M:\MAX\DATA\210825\M0825SUR.M (RTE Integrator)  
Title : METHOD 8260B  
Last Update : Thu Aug 26 11:16:48 2021  
Response via : Initial Calibration



Data File : M:\MAX\DATA\210825\0825M20.D  
 Acq On : 25 Aug 21 18:59  
 Sample : 100ug/L VOC STD 8/25/21  
 Misc : IS&S 6/4/21

Vial: 10  
 Operator: LP,DG,CH  
 Inst : Max  
 Multiplr: 1.00

Quant Time: Aug 26 16:25 2021

Quant Results File: M0825SUR.RES

Quant Method : M:\MAX\DATA\210825\M0825SUR.M (RTE Integrator)  
 Title : METHOD 8260B  
 Last Update : Thu Aug 26 11:16:48 2021  
 Response via : Initial Calibration  
 DataAcq Meth : M8260\_081021

Internal Standards	R.T.	QIon	Response	Conc	Units	Dev(Min)
1) Fluorobenzene (IS)	6.21	96	251268	25.00	ppb	0.00
4) Chlorobenzene-D5 (IS)	9.41	117	218191	25.00	ppb	0.00
7) 1,4-Dichlorobenzene-D (IS)	11.75	152	142788	25.00	ppb	0.00
<b>System Monitoring Compounds</b>						
2) Dibromofluoromethane(S)	5.42	111	272268	89.85	ppb	0.00
Spiked Amount	25.000		Recovery	=	359.396%	
3) 1,2-DCA-D4(S)	5.81	65	179968	90.37	ppb	0.00
Spiked Amount	25.000		Recovery	=	361.496%	
5) Toluene-D8(S)	7.95	98	893556	87.33	ppb	0.00
Spiked Amount	25.000		Recovery	=	349.324%	
6) 4-Bromofluorobenzene(S)	10.60	95	358053	89.70	ppb	0.00
Spiked Amount	25.000		Recovery	=	358.780%	

Target Compounds

Qvalue

Quantitation Report

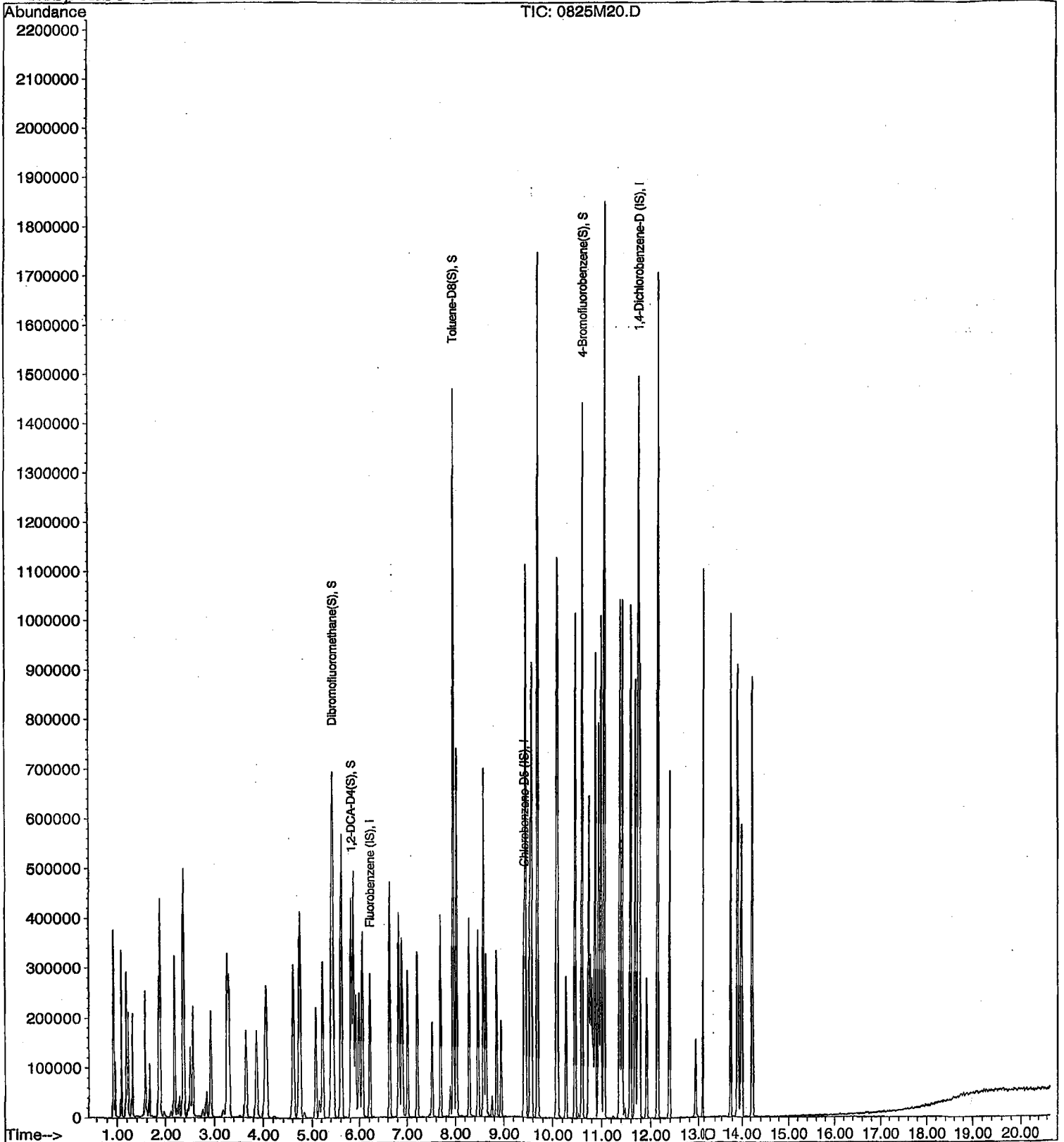
Data File : M:\MAX\DATA\210825\0825M20.D  
Acq On : 25 Aug 21 18:59  
Sample : 100ug/L VOC STD 8/25/21  
Misc : IS&S 6/4/21

Vial: 10  
Operator: LP,DG,CH  
Inst : Max  
Multiplr: 1.00

Quant Time: Aug 26 16:25 2021

Quant Results File: M0825SUR.RES

Method : M:\MAX\DATA\210825\M0825SUR.M (RTE Integrator)  
Title : METHOD 8260B  
Last Update : Thu Aug 26 11:16:48 2021  
Response via : Initial Calibration





VOLATILE ORGANIC ANALYSIS  
VOLATILE ORGANIC COMPOUNDS

Form 6  
Initial Calibration

Lab Name: APPL, Inc. \_\_\_\_\_  
Case No: \_\_\_\_\_  
Matrix: \_\_\_\_\_

SDG No: \_\_\_\_\_  
Initial Cal. Date: 8/25/2021 \_\_\_\_\_  
Instrument: Max \_\_\_\_\_

Initials: \_\_\_\_\_

0825M23.D    0825M24.D    0825M25.D    0825M26.D    0825M27.D    0825M28.D    0825M29.D

	Compound	1	2	3	4	5	6	7				Avg	%RSD	Type	r <sup>2</sup>	Q	MRF
1	Fluorobenzene (IS)																
2	TMHBL Gasoline C6-C10	13.8	5.689	3.019	1.290	0.8206	0.7117	0.6349				3.7	130	TMHB	0.999		
3	TMHB Chlorobenzene-D5 (IS)																
4	TMHB 1,4-Dichlorobenzene (IS)																
5																	
6																	
7																	
8																	
9																	
10																	
11																	
12																	
13																	
14																	
15																	
16																	
17																	
18																	
19																	
20																	
21																	
22																	
23																	
24																	
25																	
26																	
27																	
28																	
29																	
30																	
31																	
32																	
33																	
34																	
35																	

Quantitation Report (QT Reviewed)

Data File : M:\MAX\DATA\210825\0825M23.D Vial: 13  
 Acq On : 25 Aug 21 20:23 Operator: LP,DG,CH  
 Sample : 20ug/L GAS STD 8/25/21 Inst : Max  
 Misc : IS&S 6/4/21 Multiplr: 1.00

Quant Time: Aug 26 16:15 2021 Quant Results File: MGAS0825.RES

Quant Method : M:\MAX\DATA\210825\MGAS0825.M (RTE Integrator)  
 Title : METHOD 8260B  
 Last Update : Thu Aug 26 16:13:10 2021  
 Response via : Initial Calibration  
 DataAcq Meth : M8260\_081021

Internal Standards	R.T.	QIon	Response	Conc Units	Dev(Min)
1) Fluorobenzene (IS)	6.21	TIC	284811	25.00 ppb	0.00
3) Chlorobenzene-D5 (IS)	11.75	TIC	236410m	25.00 ppb	0.00
4) 1,4-Dichlorobenzene (IS)	10.94	TIC	14670m	25.00 ppb	0.00

System Monitoring Compounds

Target Compounds	R.T.	QIon	Response	Conc Units	Qvalue
2) Gasoline C6-C10	7.95	TIC	3136582m	38.03 ppb	100

Quantitation Report

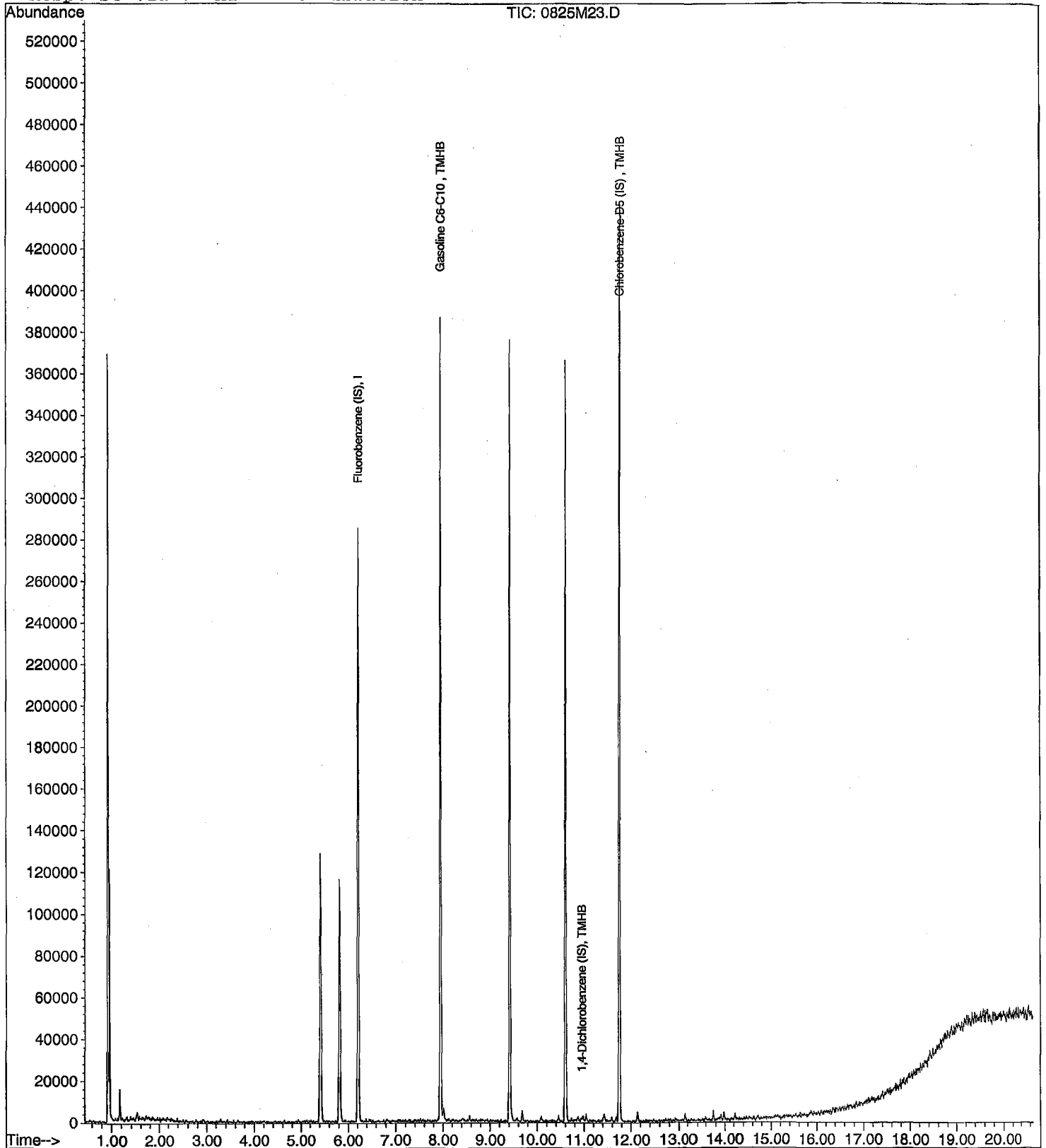
Data File : M:\MAX\DATA\210825\0825M23.D  
Acq On : 25 Aug 21 20:23  
Sample : 20ug/L GAS STD 8/25/21  
Misc : IS&S 6/4/21

Vial: 13  
Operator: LP,DG,CH  
Inst : Max  
Multiplr: 1.00

Quant Time: Aug 26 16:15 2021

Quant Results File: MGAS0825.RES

Method : M:\MAX\DATA\210825\MGAS0825.M (RTE Integrator)  
Title : METHOD 8260B  
Last Update : Thu Aug 26 16:19:36 2021  
Response via : Initial Calibration



Data File : M:\MAX\DATA\210825\0825M24.D  
 Acq On : 25 Aug 21 20:51  
 Sample : 50ug/L GAS STD 8/25/21  
 Misc : IS&S 6/4/21

Vial: 14  
 Operator: LP,DG,CH  
 Inst : Max  
 Multiplr: 1.00

Quant Time: Aug 26 16:15 2021

Quant Results File: MGAS0825.RES

Quant Method : M:\MAX\DATA\210825\MGAS0825.M (RTE Integrator)  
 Title : METHOD 8260B  
 Last Update : Thu Aug 26 16:13:10 2021  
 Response via : Initial Calibration  
 DataAcq Meth : M8260\_081021

Internal Standards	R.T.	QIon	Response	Conc	Units	Dev(Min)
1) Fluorobenzene (IS)	6.21	TIC	285081	25.00	ppb	0.00
3) Chlorobenzene-D5 (IS)	11.75	TIC	248593m	25.00	ppb	0.00
4) 1,4-Dichlorobenzene (IS)	10.94	TIC	21251m	25.00	ppb	0.00

System Monitoring Compounds

Target Compounds	R.T.	QIon	Response	Conc	Units	Qvalue
2) Gasoline C6-C10	7.95	TIC	3243874m	61.97	ppb	100

Quantitation Report

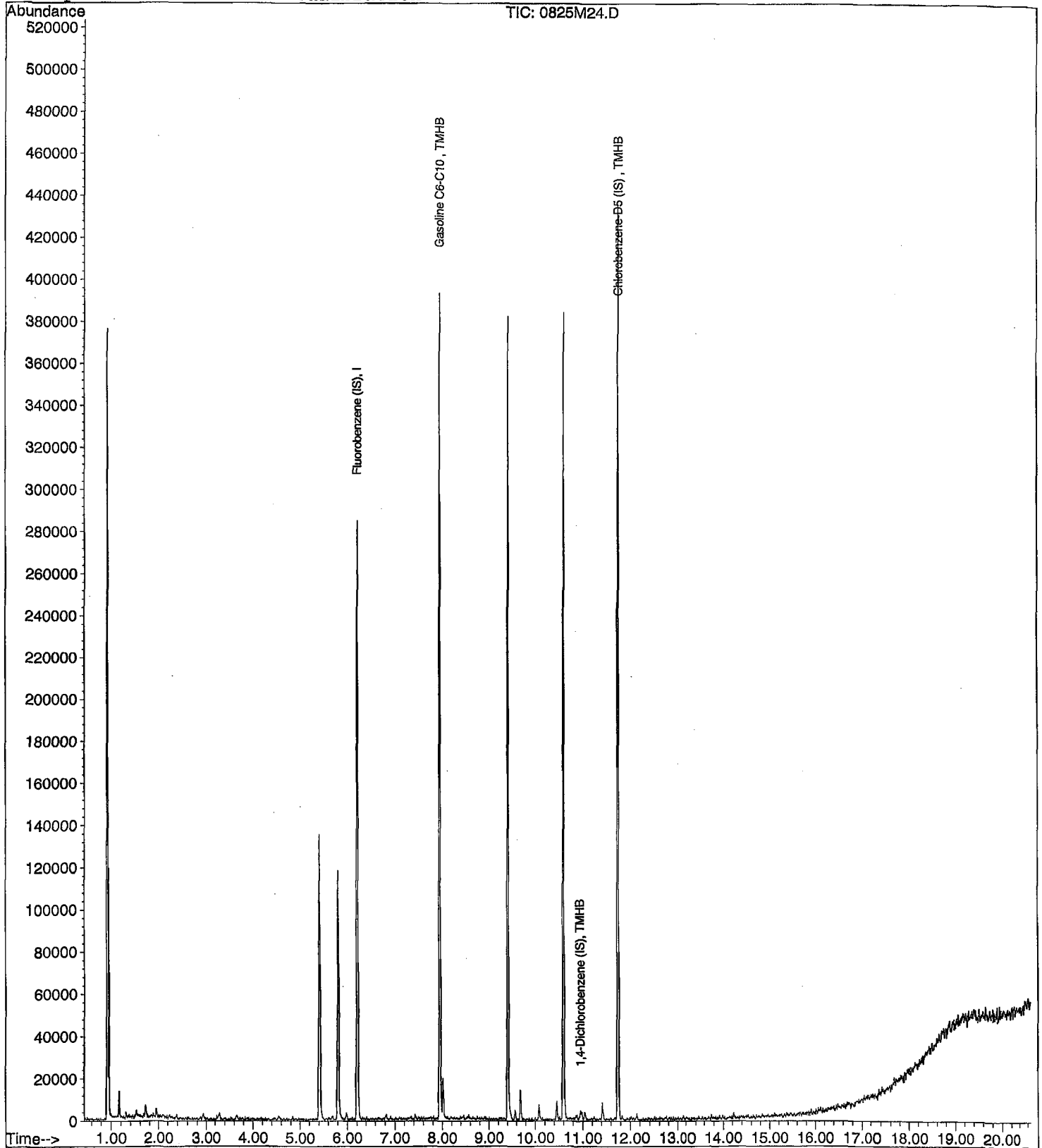
Data File : M:\MAX\DATA\210825\0825M24.D  
Acq On : 25 Aug 21 20:51  
Sample : 50ug/L GAS STD 8/25/21  
Misc : IS&S 6/4/21

Vial: 14  
Operator: LP,DG,CH  
Inst : Max  
Multiplr: 1.00

Quant Time: Aug 26 16:15 2021

Quant Results File: MGAS0825.RES

Method : M:\MAX\DATA\210825\MGAS0825.M (RTE Integrator)  
Title : METHOD 8260B  
Last Update : Thu Aug 26 16:19:36 2021  
Response via : Initial Calibration



Quantitation Report (QT Reviewed)

Data File : M:\MAX\DATA\210825\0825M25.D  
 Acq On : 25 Aug 21 21:19  
 Sample : 100ug/L GAS STD 8/25/21  
 Misc : IS&S 6/4/21

Vial: 15  
 Operator: LP,DG,CH  
 Inst : Max  
 Multiplr: 1.00

Quant Time: Aug 26 16:16 2021

Quant Results File: MGAS0825.RES

Quant Method : M:\MAX\DATA\210825\MGAS0825.M (RTE Integrator)  
 Title : METHOD 8260B  
 Last Update : Thu Aug 26 16:13:10 2021  
 Response via : Initial Calibration  
 DataAcq Meth : M8260\_081021

Internal Standards	R.T.	QIon	Response	Conc	Units	Dev(Min)
1) Fluorobenzene (IS)	6.21	TIC	286586	25.00	ppb	0.00
3) Chlorobenzene-D5 (IS)	11.75	TIC	245880m	25.00	ppb	0.00
4) 1,4-Dichlorobenzene (IS)	10.94	TIC	32801m	25.00	ppb	0.00

System Monitoring Compounds

Target Compounds	R.T.	QIon	Response	Conc	Units	Qvalue
2) Gasoline C6-C10	7.95	TIC	3460677m	107.56	ppb	100

Quantitation Report


Data File : M:\MAX\DATA\210825\0825M25.D  
Acq On : 25 Aug 21 21:19  
Sample : 100ug/L GAS STD 8/25/21  
Misc : IS&S 6/4/21

Vial: 15  
Operator: LP,DG,CH  
Inst : Max  
Multiplr: 1.00

Quant Time: Aug 26 16:16 2021

Quant Results File: MGAS0825.RES

Method : M:\MAX\DATA\210825\MGAS0825.M (RTE Integrator)  
Title : METHOD 8260B  
Last Update : Thu Aug 26 16:19:36 2021  
Response via : Initial Calibration



Quantitation Report (QT Reviewed)

Data File : M:\MAX\DATA\210825\0825M26.D  
 Acq On : 25 Aug 21 21:47  
 Sample : 300ug/L GAS STD 8/25/21  
 Misc : IS&S 6/4/21

Vial: 16  
 Operator: LP,DG,CH  
 Inst : Max  
 Multiplr: 1.00

Quant Time: Aug 26 16:16 2021

Quant Results File: MGAS0825.RES

Quant Method : M:\MAX\DATA\210825\MGAS0825.M (RTE Integrator)  
 Title : METHOD 8260B  
 Last Update : Thu Aug 26 16:13:10 2021  
 Response via : Initial Calibration  
 DataAcq Meth : M8260\_081021

Internal Standards	R.T.	QIon	Response	Conc	Units	Dev (Min)
1) Fluorobenzene (IS)	6.21	TIC	280163	25.00	ppb	0.00
3) Chlorobenzene-D5 (IS)	11.75	TIC	264646m	25.00	ppb	0.00
4) 1,4-Dichlorobenzene (IS)	10.94	TIC	87973m	25.00	ppb	0.00

System Monitoring Compounds

Target Compounds	R.T.	QIon	Response	Conc	Units	Qvalue
2) Gasoline C6-C10	7.95	TIC	4335414m	329.97	ppb	100



Quantitation Report

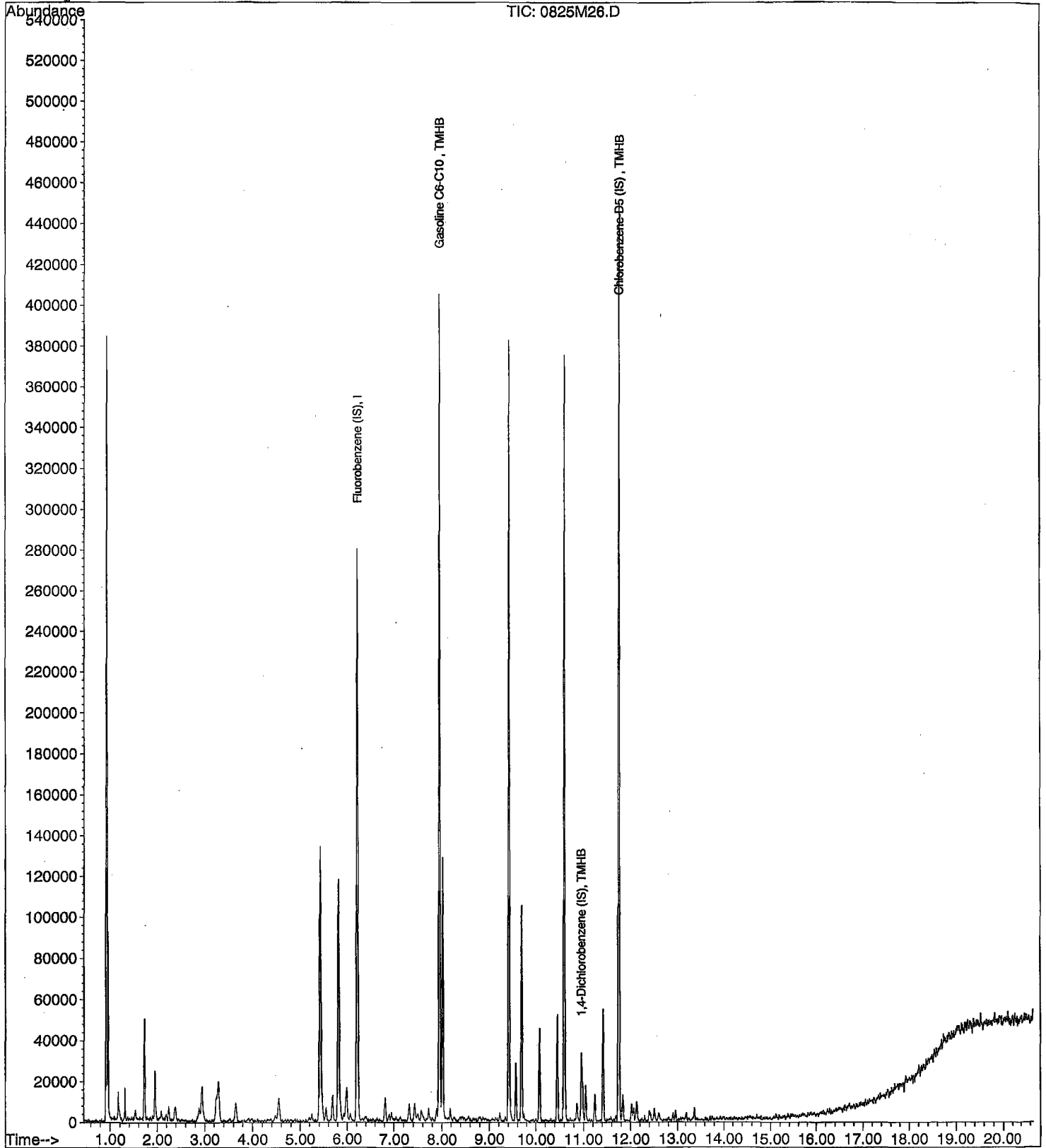
Data File : M:\MAX\DATA\210825\0825M26.D  
Acq On : 25 Aug 21 21:47  
Sample : 300ug/L GAS STD 8/25/21  
Misc : IS&S 6/4/21

Vial: 16  
Operator: LP,DG,CH  
Inst : Max  
Multiplr: 1.00

Quant Time: Aug 26 16:16 2021

Quant Results File: MGAS0825.RES

Method : M:\MAX\DATA\210825\MGAS0825.M (RTE Integrator)  
Title : METHOD 8260B  
Last Update : Thu Aug 26 16:19:36 2021  
Response via : Initial Calibration



Quantitation Report (QT Reviewed)

Data File : M:\MAX\DATA\210825\0825M27.D  
 Acq On : 25 Aug 21 22:14  
 Sample : 600ug/L GAS STD 8/25/21  
 Misc : IS&S 6/4/21

Vial: 17  
 Operator: LP,DG,CH  
 Inst : Max  
 Multiplr: 1.00

Quant Time: Aug 26 16:18 2021

Quant Results File: MGAS0825.RES

Quant Method : M:\MAX\DATA\210825\MGAS0825.M (RTE Integrator)  
 Title : METHOD 8260B  
 Last Update : Thu Aug 26 16:13:10 2021  
 Response via : Initial Calibration  
 DataAcq Meth : M8260\_081021

Internal Standards	R.T.	QIon	Response	Conc	Units	Dev(Min)
1) Fluorobenzene (IS)	6.21	TIC	283991	25.00	ppb	0.00
3) Chlorobenzene-D5 (IS)	11.75	TIC	290103m	25.00	ppb	0.00
4) 1,4-Dichlorobenzene (IS)	10.94	TIC	180429m	25.00	ppb	0.00

System Monitoring Compounds

Target Compounds	R.T.	QIon	Response	Conc	Units	Qvalue
2) Gasoline C6-C10	7.95	TIC	5593097m	606.10	ppb	100

Quantitation Report

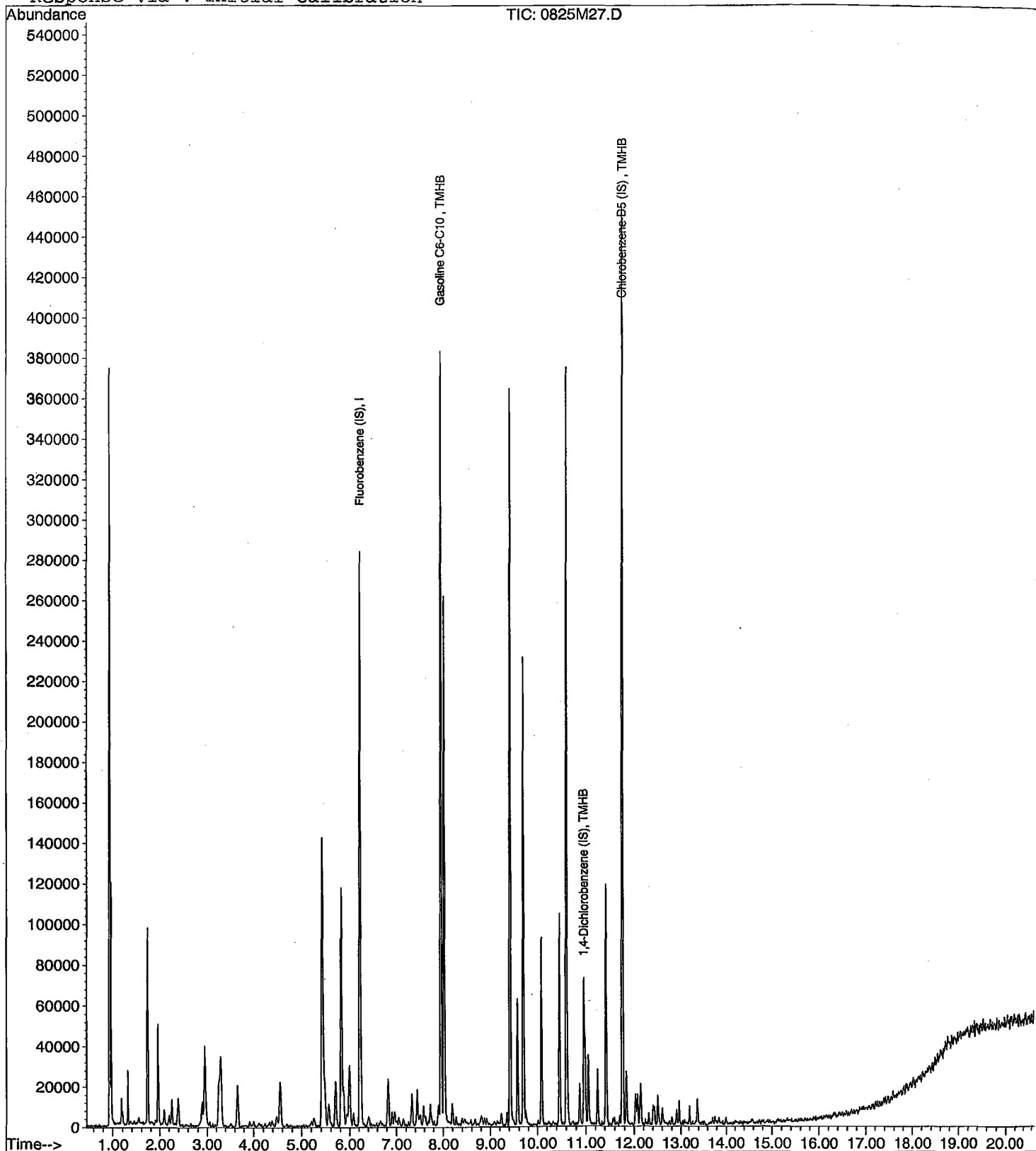
Data File : M:\MAX\DATA\210825\0825M27.D  
Acq On : 25 Aug 21 22:14  
Sample : 600ug/L GAS STD 8/25/21  
Misc : IS&S 6/4/21

Vial: 17  
Operator: LP,DG,CH  
Inst : Max  
Multiplr: 1.00

Quant Time: Aug 26 16:18 2021

Quant Results File: MGAS0825.RES

Method : M:\MAX\DATA\210825\MGAS0825.M (RTE Integrator)  
Title : METHOD 8260B  
Last Update : Thu Aug 26 16:19:36 2021  
Response via : Initial Calibration



Quantitation Report (QT Reviewed)

Data File : M:\MAX\DATA\210825\0825M28.D  
 Acq On : 25 Aug 21 22:42  
 Sample : 800ug/L GAS STD 8/25/21  
 Misc : IS&S 6/4/21

Vial: 18  
 Operator: LP,DG,CH  
 Inst : Max  
 Multiplr: 1.00

Quant Time: Aug 26 16:18 2021

Quant Results File: MGAS0825.RES

Quant Method : M:\MAX\DATA\210825\MGAS0825.M (RTE Integrator)  
 Title : METHOD 8260B  
 Last Update : Thu Aug 26 16:13:10 2021  
 Response via : Initial Calibration  
 DataAcq Meth : M8260\_081021

Internal Standards	R.T.	QIon	Response	Conc	Units	Dev(Min)
1) Fluorobenzene (IS)	6.21	TIC	288929	25.00	ppb	0.00
3) Chlorobenzene-D5 (IS)	11.75	TIC	313031m	25.00	ppb	0.00
4) 1,4-Dichlorobenzene (IS)	10.94	TIC	240514m	25.00	ppb	0.00

System Monitoring Compounds

Target Compounds	R.T.	QIon	Response	Conc	Units	Qvalue
2) Gasoline C6-C10	7.95	TIC	6580092m	807.60	ppb	100

Quantitation Report

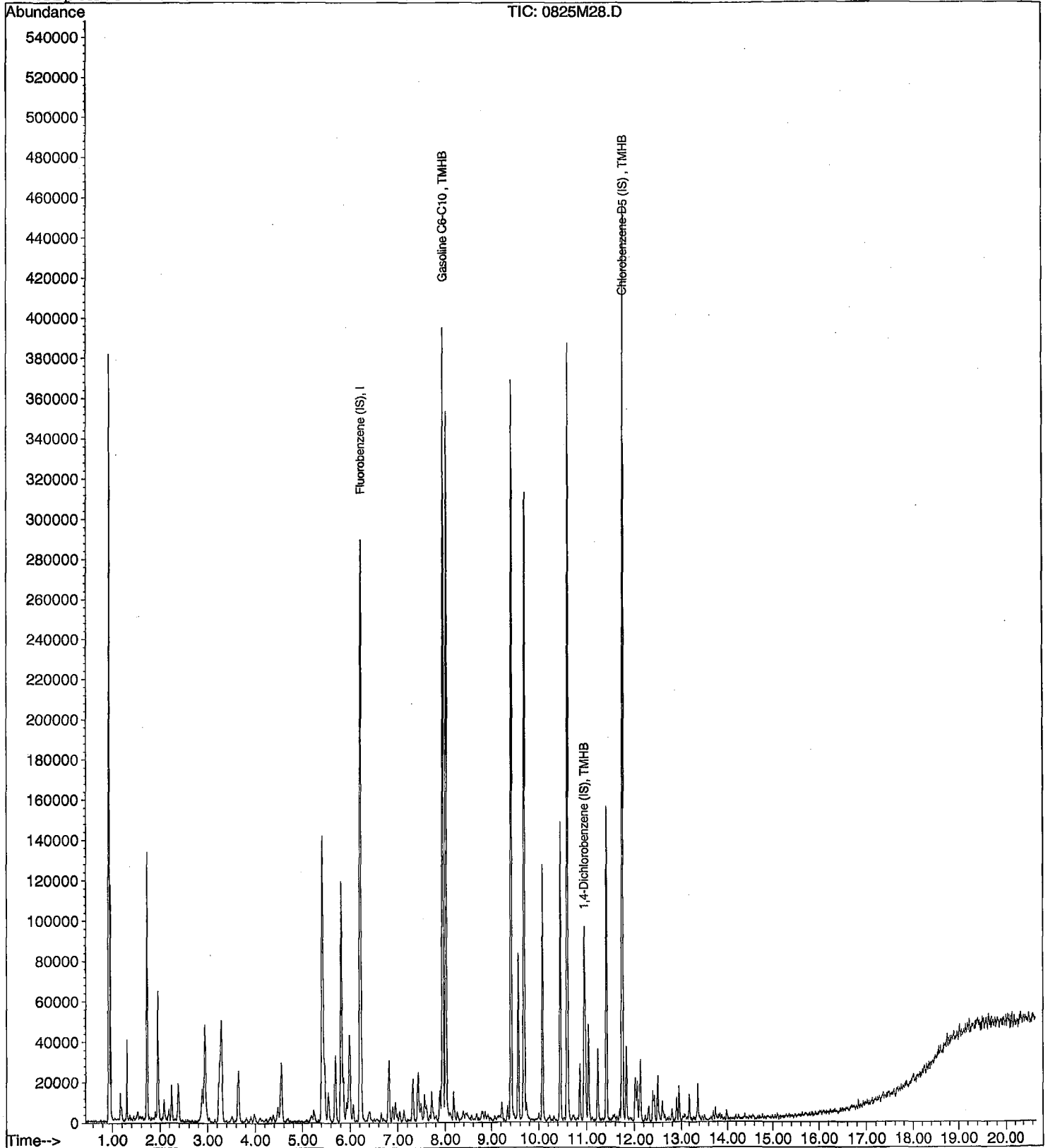
Data File : M:\MAX\DATA\210825\0825M28.D  
Acq On : 25 Aug 21 22:42  
Sample : 800ug/L GAS STD 8/25/21  
Misc : IS&S 6/4/21

Vial: 18  
Operator: LP,DG,CH  
Inst : Max  
Multiplr: 1.00

Quant Time: Aug 26 16:18 2021

Quant Results File: MGAS0825.RES

Method : M:\MAX\DATA\210825\MGAS0825.M (RTE Integrator)  
Title : METHOD 8260B  
Last Update : Thu Aug 26 16:19:36 2021  
Response via : Initial Calibration



Quantitation Report (QT Reviewed)

Data File : M:\MAX\DATA\210825\0825M29.D  
 Acq On : 25 Aug 21 23:10  
 Sample : 1000ug/L GAS STD 8/25/21  
 Misc : IS&S 6/4/21

Vial: 19  
 Operator: LP,DG,CH  
 Inst : Max  
 Multiplr: 1.00

Quant Time: Aug 26 16:19 2021

Quant Results File: MGAS0825.RES

Quant Method : M:\MAX\DATA\210825\MGAS0825.M (RTE Integrator)  
 Title : METHOD 8260B  
 Last Update : Thu Aug 26 16:13:10 2021  
 Response via : Initial Calibration  
 DataAcq Meth : M8260\_081021

Internal Standards	R.T.	QIon	Response	Conc Units	Dev(Min)
1) Fluorobenzene (IS)	6.21	TIC	286598	25.00 ppb	0.00
3) Chlorobenzene-D5 (IS)	11.75	TIC	331346m	25.00 ppb	0.00
4) 1,4-Dichlorobenzene (IS)	10.94	TIC	289883m	25.00 ppb	0.00

System Monitoring Compounds

Target Compounds	R.T.	QIon	Response	Conc Units	Qvalue
2) Gasoline C6-C10	8.02	TIC	7278206m	979.10 ppb	100

Quantitation Report

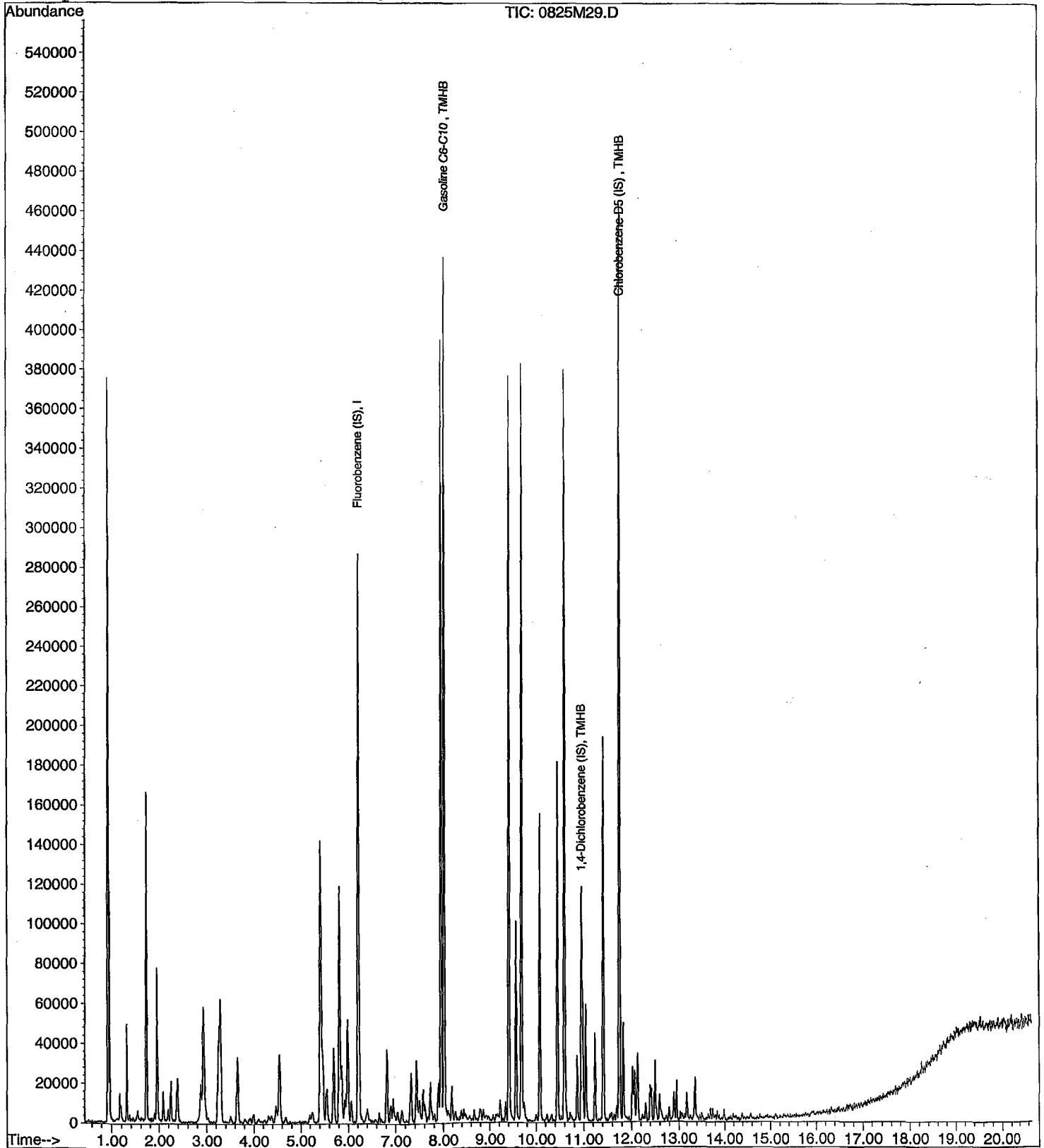
Data File : M:\MAX\DATA\210825\0825M29.D  
Acq On : 25 Aug 21 23:10  
Sample : 1000ug/L GAS STD 8/25/21  
Misc : IS&S 6/4/21

Vial: 19  
Operator: LP,DG,CH  
Inst : Max  
Multiplr: 1.00

Quant Time: Aug 26 16:19 2021

Quant Results File: MGAS0825.RES

Method : M:\MAX\DATA\210825\MGAS0825.M (RTE Integrator)  
Title : METHOD 8260B  
Last Update : Thu Aug 26 16:19:36 2021  
Response via : Initial Calibration



VOLATILE ORGANIC ANALYSIS  
VOLATILE ORGANIC COMPOUNDS

Form 7

Second Source Calibration

Lab Name: APPL, Inc.  
Case No: \_\_\_\_\_  
Matrix: \_\_\_\_\_

SDG No: \_\_\_\_\_  
Date Analyzed: 8/26/2021  
Instrument: Max  
Initial Cal. Date: 8/25/2021  
Data File: 0825M31.D

	Compound	MEAN	CCRF	%D	%Drift
1	TMHB Gasoline C6-C10	3.704	1.312	65	TMHBL 12
2					
3					
4					
5					
6					
7					
8					
9					
10					
11					
12					
13					
14					
15					
16					
17					
18					
19					
20					
21					
22					
23					
24					
25					
26					
27					
28					
29					
30					
31					
32					
33					
34					
35					
36					
37					
38					
39					
40	Average			65.0	



Quantitation Report (QT Reviewed)

Data File : M:\MAX\DATA\210825\0825M31.D  
 Acq On : 26 Aug 21 00:06  
 Sample : (SS) 300ug/L GAS STD 8/25/21  
 Misc : IS&S 6/4/21

Vial: 21  
 Operator: LP,DG,CH  
 Inst : Max  
 Multiplr: 1.00

Quant Time: Sep 1 8:52 2021

Quant Results File: MGAS0825.RES

Quant Method : M:\MAX\DATA\210825\MGAS0825.M (RTE Integrator)  
 Title : METHOD 8260B  
 Last Update : Thu Aug 26 16:19:36 2021  
 Response via : Initial Calibration  
 DataAcq Meth : M8260\_081021

Internal Standards	R.T.	QIon	Response	Conc Units	Dev (Min)
1) Fluorobenzene (IS)	6.21	TIC	283312	25.00 ppb	0.00
3) Chlorobenzene-D5 (IS)	11.75	TIC	277458m	25.00 ppb	0.00
4) 1,4-Dichlorobenzene (IS)	10.94	TIC	112772m	25.00 ppb	0.00

System Monitoring Compounds

Target Compounds	R.T.	QIon	Response	Conc Units	Qvalue
2) Gasoline C6-C10	7.95	TIC	4459802m	336.84 ppb	100

Quantitation Report

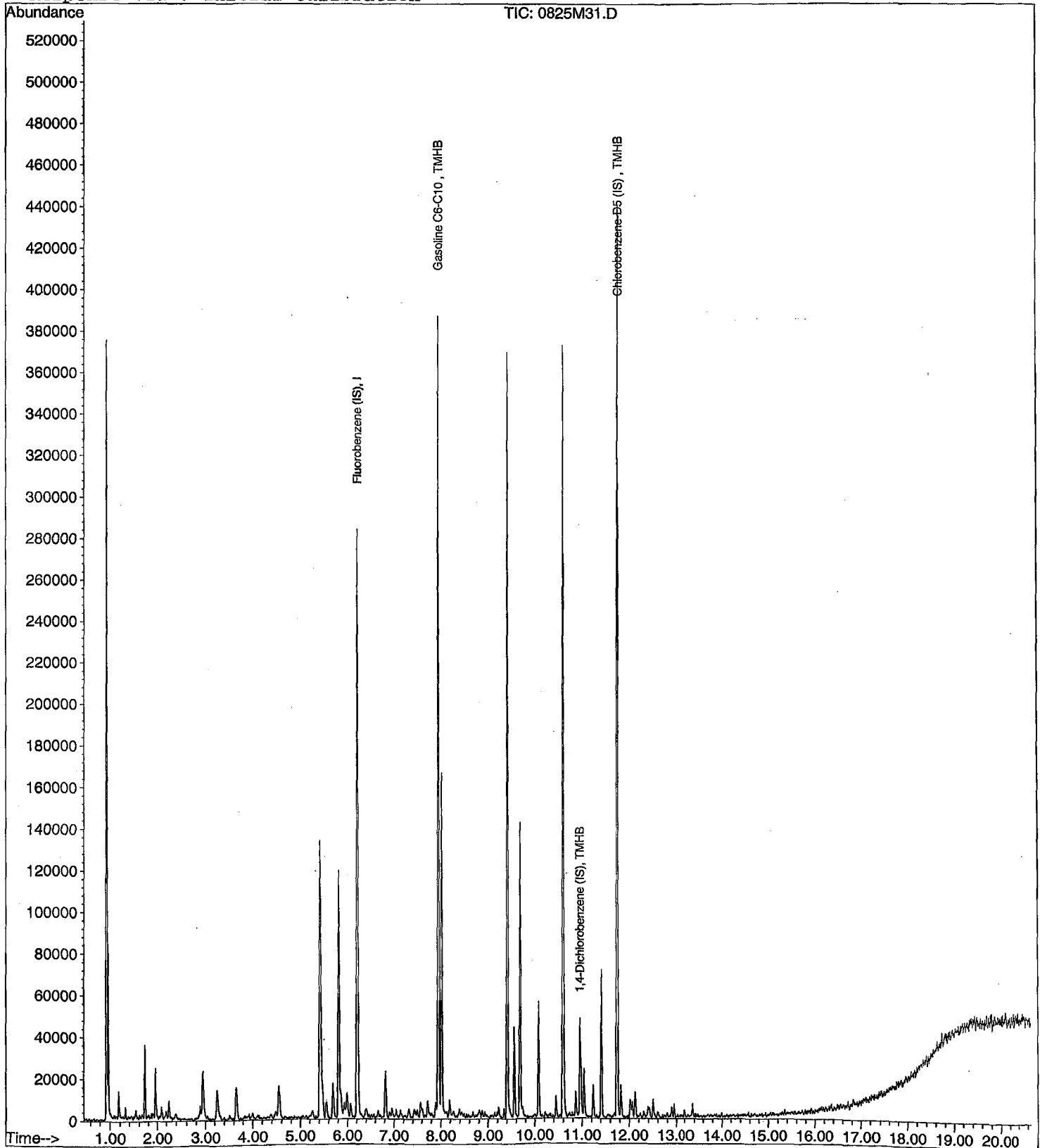
Data File : M:\MAX\DATA\210825\0825M31.D  
Acq On : 26 Aug 21 00:06  
Sample : (SS) 300ug/L GAS STD 8/25/21  
Misc : IS&S 6/4/21

Vial: 21  
Operator: LP,DG,CH  
Inst : Max  
Multiplr: 1.00

Quant Time: Sep 1 8:52 2021

Quant Results File: MGAS0825.RES

Method : M:\MAX\DATA\210825\MGAS0825.M (RTE Integrator)  
Title : METHOD 8260B  
Last Update : Thu Aug 26 16:19:36 2021  
Response via : Initial Calibration



VOLATILE ORGANIC ANALYSIS  
VOLATILE ORGANIC COMPOUNDS

Form 7

Continuing Calibration

Lab Name: APPL, Inc.  
Case No: \_\_\_\_\_  
Matrix: Water

SDG No: \_\_\_\_\_  
Date Analyzed: 11/15/2021  
Instrument: Max  
Initial Cal. Date: 8/25/2021  
Data File: 1115M05.D

	Compound	MEAN	CCRF	%D	%Drift
1	I Fluorobenzene (IS)	ISTD			I
2	TMHB Gasoline C6-C10	3.704	1.282	65	TMHBL 4.3
3	TMHB Chlorobenzene-D5 (IS)	ISTD			TMHB
4	TMHB 1,4-Dichlorobenzene (IS)	ISTD			TMHB
5					
6					
7					
8					
9					
10					
11					
12					
13					
14					
15					
16					
17					
18					
19					
20					
21					
22					
23					
24					
25					
26					
27					
28					
29					
30					
31					
32					
33					
34					
35					
36					
37					
38					
39					
40	Average			65.0	

Quantitation Report (QT Reviewed)

Data File : M:\MAX\DATA\211111\1115M05.D Vial: 5  
 Acq On : 15 Nov 21 10:25 Operator: LP,DG,CH  
 Sample : 211115A CCV 300ug/L Inst : Max  
 Misc : IS&S 8/4/21 Multiplr: 1.00

Quant Time: Nov 15 10:50 2021 Quant Results File: MGAS0825.RE

Quant Method : M:\MAX\DATA\210922\MGAS0825.M (RTE Integrator)  
 Title : METHOD 8260B  
 Last Update : Thu Aug 26 16:19:36 2021  
 Response via : Initial Calibration  
 DataAcq Meth : M8260

Internal Standards	R.T.	QIon	Response	Conc	Units	Dev(Min)
1) Fluorobenzene (IS)	6.38	TIC	463816	25.00	ppb	0.17
3) Chlorobenzene-D5 (IS)	11.75	TIC	1158760m	25.00	ppb	0.00
4) 1,4-Dichlorobenzene (IS)	10.94	TIC	126352m	25.00	ppb	0.00

System Monitoring Compounds

Target Compounds	R.T.	QIon	Response	Conc	Units	Qvalue
2) Gasoline C6-C10	8.08	TIC	7136217m	312.91	ppb	100

Data File : M:\MAX\DATA\211111\1115M05.D  
 Acq On : 15 Nov 21 10:25  
 Sample : 211115A CCV 300ug/L  
 Misc : IS&S 8/4/21

Vial: 5  
 Operator: LP,DG,CH  
 Inst : Max  
 Multiplr: 1.00

Quant Time: Nov 22 16:29 2021

Quant Results File: M0825SUR.RE

Quant Method : M:\MAX\DATA\210922\M0825SUR.M (RTE Integrator)  
 Title : METHOD 8260B  
 Last Update : Thu Aug 26 11:16:48 2021  
 Response via : Initial Calibration  
 DataAcq Meth : M8260

Internal Standards	R.T.	QIon	Response	Conc	Units	Dev(Min)
1) Fluorobenzene (IS)	6.38	96	379420	25.00	ppb	0.17
4) Chlorobenzene-D5 (IS)	9.53	117	348435	25.00	ppb	0.12
7) 1,4-Dichlorobenzene-D (IS)	11.85	152	216125	25.00	ppb	0.11
<b>System Monitoring Compounds</b>						
2) Dibromofluoromethane(S)	5.60	111	128636	28.11	ppb	0.18
Spiked Amount						
						Recovery = 112.448%
3) 1,2-DCA-D4(S)	5.99	65	86128	28.64	ppb	0.17
Spiked Amount						
						Recovery = 114.568%
5) Toluene-D8(S)	8.08	98	410630	25.13	ppb	0.13
Spiked Amount						
						Recovery = 100.524%
6) 4-Bromofluorobenzene(S)	10.71	95	156631	24.57	ppb	0.11
Spiked Amount						
						Recovery = 98.280%

Target Compounds

Qvalue

Quantitation Report

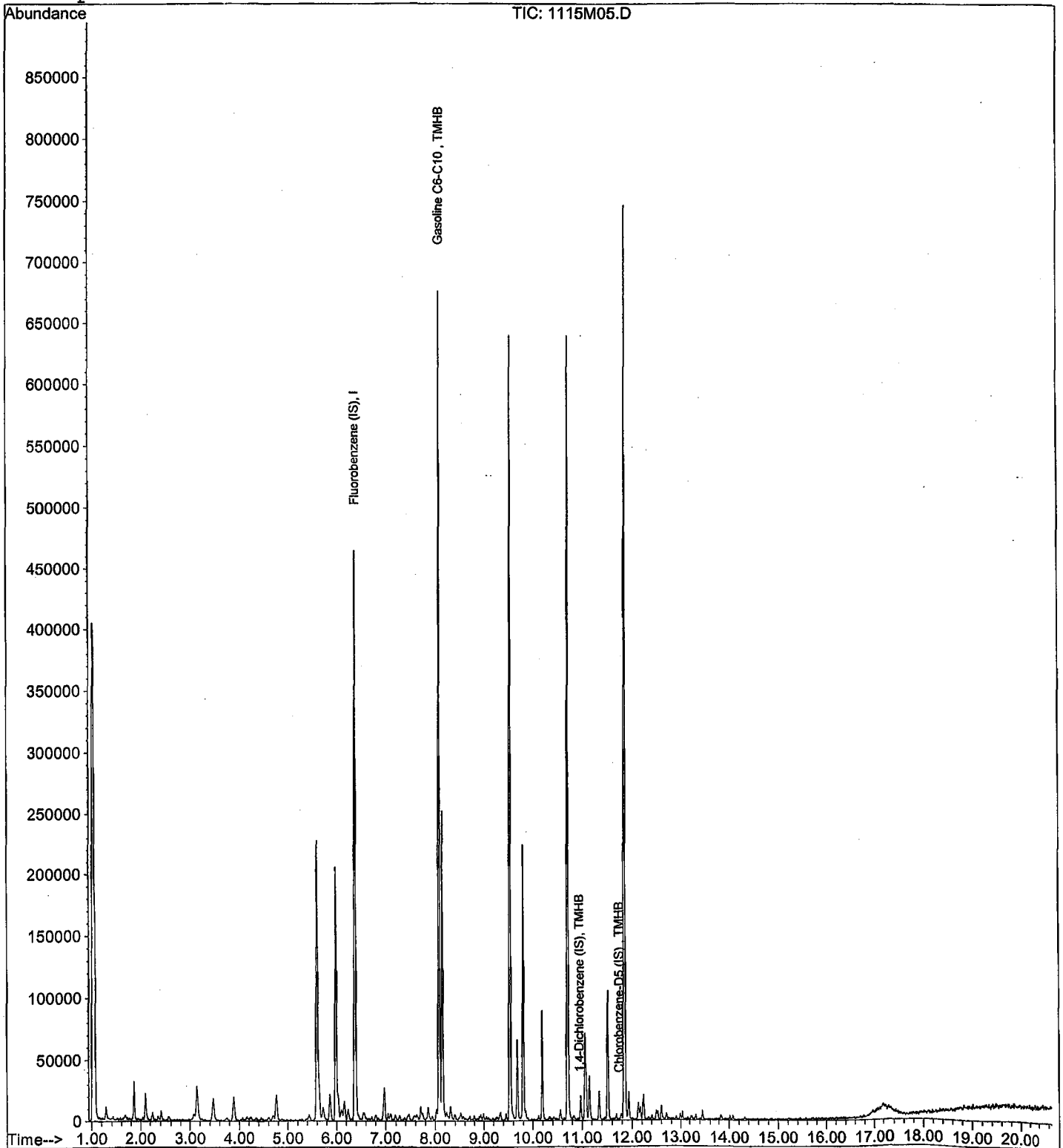
Data File : M:\MAX\DATA\211111\1115M05.D  
Acq On : 15 Nov 21 10:25  
Sample : 211115A CCV 300ug/L  
Misc : IS&S 8/4/21

Vial: 5  
Operator: LP,DG,CH  
Inst : Max  
Multiplr: 1.00

Quant Time: Nov 15 10:50 2021

Quant Results File: MGAS0825.RE

Method : M:\MAX\DATA\210922\MGAS0825.M (RTE Integrator)  
Title : METHOD 8260B  
Last Update : Thu Aug 26 16:19:36 2021  
Response via : Initial Calibration



VOLATILE ORGANIC ANALYSIS  
VOLATILE ORGANIC COMPOUNDS

Form 7

Ending Continuing Calibration

Lab Name: APPL, Inc.  
Case No: \_\_\_\_\_  
Matrix: Water

SDG No: \_\_\_\_\_  
Date Analyzed: 11/15/2021  
Instrument: Max  
Initial Cal. Date: 8/25/2021  
Data File: 1115M26.D

	Compound	MEAN	CCRF	%D	%Drift
1	I Fluorobenzene (IS)	ISTD			I
2	TMHB Gasoline C6-C10	3.704	1.283	65	TMHBL 4.6
3	TMHB Chlorobenzene-D5 (IS)	ISTD			TMHB
4	TMHB 1,4-Dichlorobenzene (IS)	ISTD			TMHB
5					
6					
7					
8					
9					
10					
11					
12					
13					
14					
15					
16					
17					
18					
19					
20					
21					
22					
23					
24					
25					
26					
27					
28					
29					
30					
31					
32					
33					
34					
35					
36					
37					
38					
39					
40					

Average

65.0

Data File : M:\MAX\DATA\211111\1115M26.D Vial: 26  
 Acq On : 15 Nov 21 20:21 Operator: LP,DG,CH  
 Sample : Ending CCV 300ug/L 11/15/21 Inst : Max  
 Misc : IS&S 8/4/21 Multiplr: 1.00

Quant Time: Nov 16 10:18 2021 Quant Results File: MGAS0825.RE

Quant Method : M:\MAX\DATA\210922\MGAS0825.M (RTE Integrator)  
 Title : METHOD 8260B  
 Last Update : Thu Aug 26 16:19:36 2021  
 Response via : Initial Calibration  
 DataAcq Meth : M8260

Internal Standards	R.T.	QIon	Response	Conc	Units	Dev(Min)
1) Fluorobenzene (IS)	6.37	TIC	428733	25.00	ppb	0.16
3) Chlorobenzene-D5 (IS)	11.75	TIC	1092850m	25.00	ppb	0.00
4) 1,4-Dichlorobenzene (IS)	10.94	TIC	115781m	25.00	ppb	0.00

System Monitoring Compounds

Target Compounds	R.T.	QIon	Response	Conc	Units	Qvalue
2) Gasoline C6-C10	8.08	TIC	6602956m	313.93	ppb	100



Data File : M:\MAX\DATA\211111\1115M26.D  
 Acq On : 15 Nov 21 20:21  
 Sample : Ending CCV 300ug/L 11/15/21  
 Misc : IS&S 8/4/21

Vial: 26  
 Operator: LP,DG,CH  
 Inst : Max  
 Multiplr: 1.00

Quant Time: Nov 22 16:29 2021

Quant Results File: M0825SUR.RE

Quant Method : M:\MAX\DATA\210922\M0825SUR.M (RTE Integrator)  
 Title : METHOD 8260B  
 Last Update : Thu Aug 26 11:16:48 2021  
 Response via : Initial Calibration  
 DataAcq Meth : M8260

Internal Standards	R.T.	QIon	Response	Conc	Units	Dev(Min)
1) Fluorobenzene (IS)	6.37	96	363319	25.00	ppb	0.16
4) Chlorobenzene-D5 (IS)	9.53	117	334597	25.00	ppb	0.12
7) 1,4-Dichlorobenzene-D (IS)	11.85	152	210878	25.00	ppb	0.10
<b>System Monitoring Compounds</b>						
2) Dibromofluoromethane(S)	5.60	111	121628	27.76	ppb	0.18
Spiked Amount	25.000		Recovery	=	111.036%	
3) 1,2-DCA-D4(S)	5.98	65	83040	28.84	ppb	0.17
Spiked Amount	25.000		Recovery	=	115.356%	
5) Toluene-D8(S)	8.08	98	396557	25.27	ppb	0.13
Spiked Amount	25.000		Recovery	=	101.096%	
6) 4-Bromofluorobenzene(S)	10.70	95	148878	24.32	ppb	0.11
Spiked Amount	25.000		Recovery	=	97.280%	

Target Compounds

Qvalue

Quantitation Report

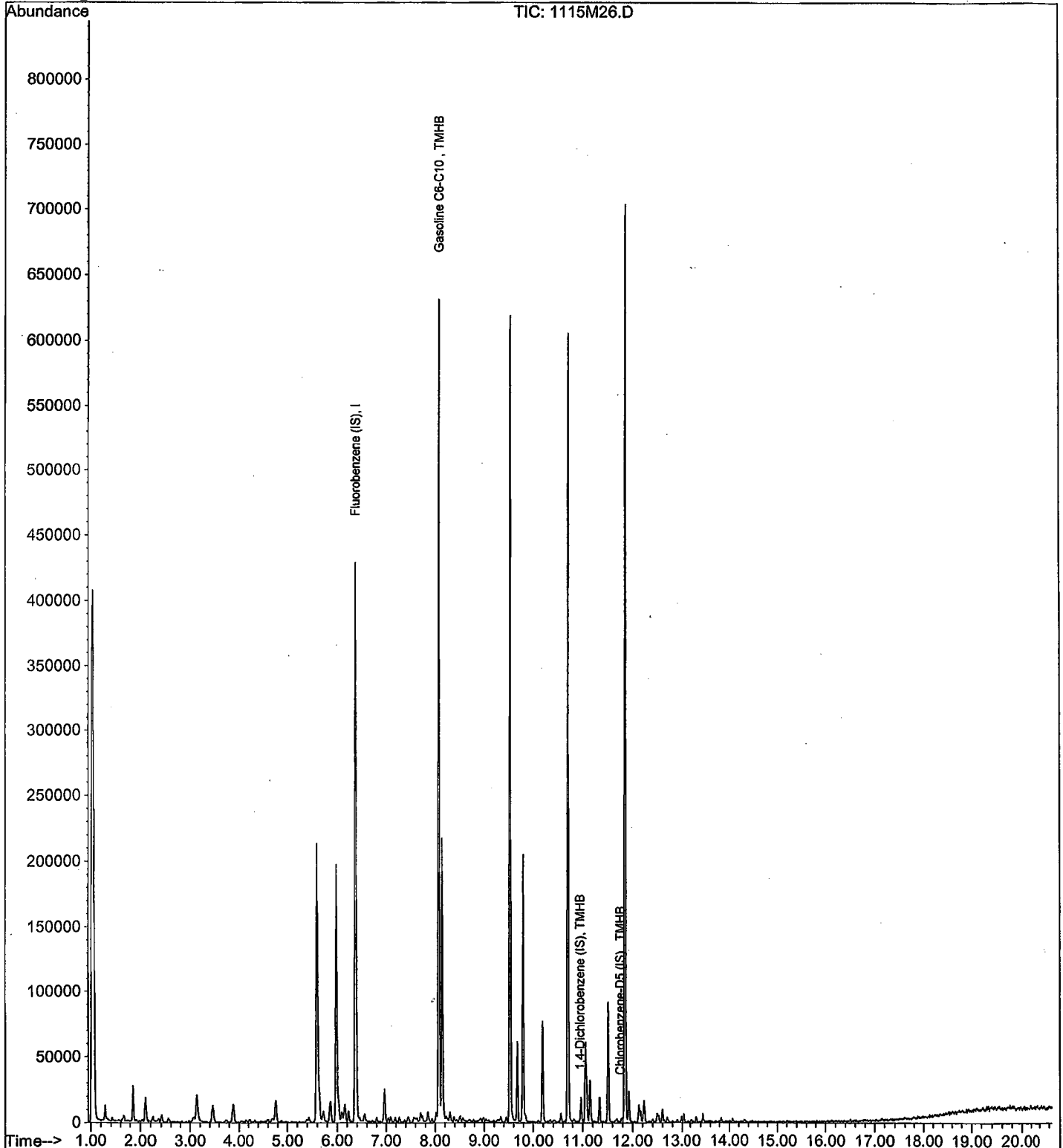
Data File : M:\MAX\DATA\211111\1115M26.D  
Acq On : 15 Nov 21 20:21  
Sample : Ending CCV 300ug/L 11/15/21  
Misc : IS&S 8/4/21

Vial: 26  
Operator: LP,DG,CH  
Inst : Max  
Multiplr: 1.00

Quant Time: Nov 16 10:18 2021

Quant Results File: MGAS0825.RE

Method : M:\MAX\DATA\210922\MGAS0825.M (RTE Integrator)  
Title : METHOD 8260B  
Last Update : Thu Aug 26 16:19:36 2021  
Response via : Initial Calibration



**ORGANICS**  
**Raw Data**

Quantitation Report (QT Reviewed)

Data File : M:\MAX\DATA\211111\1115M15.D  
 Acq On : 15 Nov 21 15:09  
 Sample : BA46102W01  
 Misc : IS&S 8/4/21

Vial: 15  
 Operator: LP,DG,CH  
 Inst : Max  
 Multiplr: 1.00

Quant Time: Nov 22 16:13 2021

Quant Results File: MGAS0825.RE

Quant Method : M:\MAX\DATA\210922\MGAS0825.M (RTE Integrator)  
 Title : METHOD 8260B  
 Last Update : Thu Aug 26 16:19:36 2021  
 Response via : Initial Calibration  
 DataAcq Meth : M8260

Internal Standards	R.T.	QIon	Response	Conc	Units	Dev(Min)
1) Fluorobenzene (IS)	6.38	TIC	437669	25.00	ppb	0.16
3) Chlorobenzene-D5 (IS)	11.75	TIC	1063416m	25.00	ppb	0.00
4) 1,4-Dichlorobenzene (IS)	10.94	TIC	8308m	25.00	ppb	0.00

System Monitoring Compounds

Target Compounds

Qvalue

Data File : M:\MAX\DATA\211111\1115M15.D  
 Acq On : 15 Nov 21 15:09  
 Sample : BA46102W01  
 Misc : IS&S 8/4/21

Vial: 15  
 Operator: LP,DG,CH  
 Inst : Max  
 Multiplr: 1.00

Quant Time: Nov 22 16:26 2021

Quant Results File: M0825SUR.RE

Quant Method : M:\MAX\DATA\210922\M0825SUR.M (RTE Integrator)  
 Title : METHOD 8260B  
 Last Update : Thu Aug 26 11:16:48 2021  
 Response via : Initial Calibration  
 DataAcq Meth : M8260

Internal Standards	R.T.	QIon	Response	Conc	Units	Dev(Min)
1) Fluorobenzene (IS)	6.38	96	356483	25.00	ppb	0.16
4) Chlorobenzene-D5 (IS)	9.53	117	333117	25.00	ppb	0.12
7) 1,4-Dichlorobenzene-D (IS)	11.85	152	199357	25.00	ppb	0.11
<b>System Monitoring Compounds</b>						
2) Dibromofluoromethane(S)	5.60	111	120224	27.96	ppb	0.18
Spiked Amount	25.000		Recovery	=	111.860%	
3) 1,2-DCA-D4(S)	5.99	65	83928	29.71	ppb	0.17
Spiked Amount	25.000		Recovery	=	118.828%	
5) Toluene-D8(S)	8.08	98	385115	24.65	ppb	0.13
Spiked Amount	25.000		Recovery	=	98.616%	
6) 4-Bromofluorobenzene(S)	10.71	95	152776	25.07	ppb	0.11
Spiked Amount	25.000		Recovery	=	100.272%	

Target Compounds

Qvalue

Quantitation Report


Data File : M:\MAX\DATA\211111\1115M15.D  
Acq On : 15 Nov 21 15:09  
Sample : BA46102W01  
Misc : IS&S 8/4/21

Vial: 15  
Operator: LP,DG,CH  
Inst : Max  
Multiplr: 1.00

Quant Time: Nov 22 16:13 2021

Quant Results File: MGAS0825.RE

Method : M:\MAX\DATA\210922\MGAS0825.M (RTE Integrator)  
Title : METHOD 8260B  
Last Update : Thu Aug 26 16:19:36 2021  
Response via : Initial Calibration



Data File : M:\MAX\DATA\211111\1115M16.D  
 Acq On : 15 Nov 21 15:37  
 Sample : BA46103W01  
 Misc : IS&S 8/4/21

Vial: 16  
 Operator: LP,DG,CH  
 Inst : Max  
 Multiplr: 1.00

Quant Time: Nov 22 16:14 2021

Quant Results File: MGAS0825.RE

Quant Method : M:\MAX\DATA\210922\MGAS0825.M (RTE Integrator)  
 Title : METHOD 8260B  
 Last Update : Thu Aug 26 16:19:36 2021  
 Response via : Initial Calibration  
 DataAcq Meth : M8260

Internal Standards	R.T.	QIon	Response	Conc	Units	Dev (Min)
1) Fluorobenzene (IS)	6.38	TIC	425665	25.00	ppb	0.16
3) Chlorobenzene-D5 (IS)	11.75	TIC	1202122m	25.00	ppb	0.00
4) 1,4-Dichlorobenzene (IS)	10.94	TIC	28710m	25.00	ppb	0.00

System Monitoring Compounds

Target Compounds	R.T.	QIon	Response	Conc	Units	Qvalue
2) Gasoline C6-C10	8.08	TIC	4755365m	29.45	ppb	100

Data File : M:\MAX\DATA\211111\1115M16.D  
 Acq On : 15 Nov 21 15:37  
 Sample : BA46103W01  
 Misc : IS&S 8/4/21

Vial: 16  
 Operator: LP,DG,CH  
 Inst : Max  
 Multiplr: 1.00

Quant Time: Nov 22 16:26 2021

Quant Results File: M0825SUR.RE

Quant Method : M:\MAX\DATA\210922\M0825SUR.M (RTE Integrator)  
 Title : METHOD 8260B  
 Last Update : Thu Aug 26 11:16:48 2021  
 Response via : Initial Calibration  
 DataAcq Meth : M8260

Internal Standards	R.T.	QIon	Response	Conc	Units	Dev(Min)
1) Fluorobenzene (IS)	6.38	96	354565	25.00	ppb	0.16
4) Chlorobenzene-D5 (IS)	9.53	117	331036	25.00	ppb	0.12
7) 1,4-Dichlorobenzene-D (IS)	11.85	152	211729	25.00	ppb	0.10
System Monitoring Compounds						
2) Dibromofluoromethane(S)	5.60	111	120603	28.20	ppb	0.18
Spiked Amount	25.000		Recovery	=	112.816%	
3) 1,2-DCA-D4(S)	5.98	65	82832	29.48	ppb	0.17
Spiked Amount	25.000		Recovery	=	117.908%	
5) Toluene-D8(S)	8.08	98	387977	24.99	ppb	0.13
Spiked Amount	25.000		Recovery	=	99.972%	
6) 4-Bromofluorobenzene(S)	10.71	95	147947	24.43	ppb	0.11
Spiked Amount	25.000		Recovery	=	97.712%	

Target Compounds

Qvalue



Quantitation Report

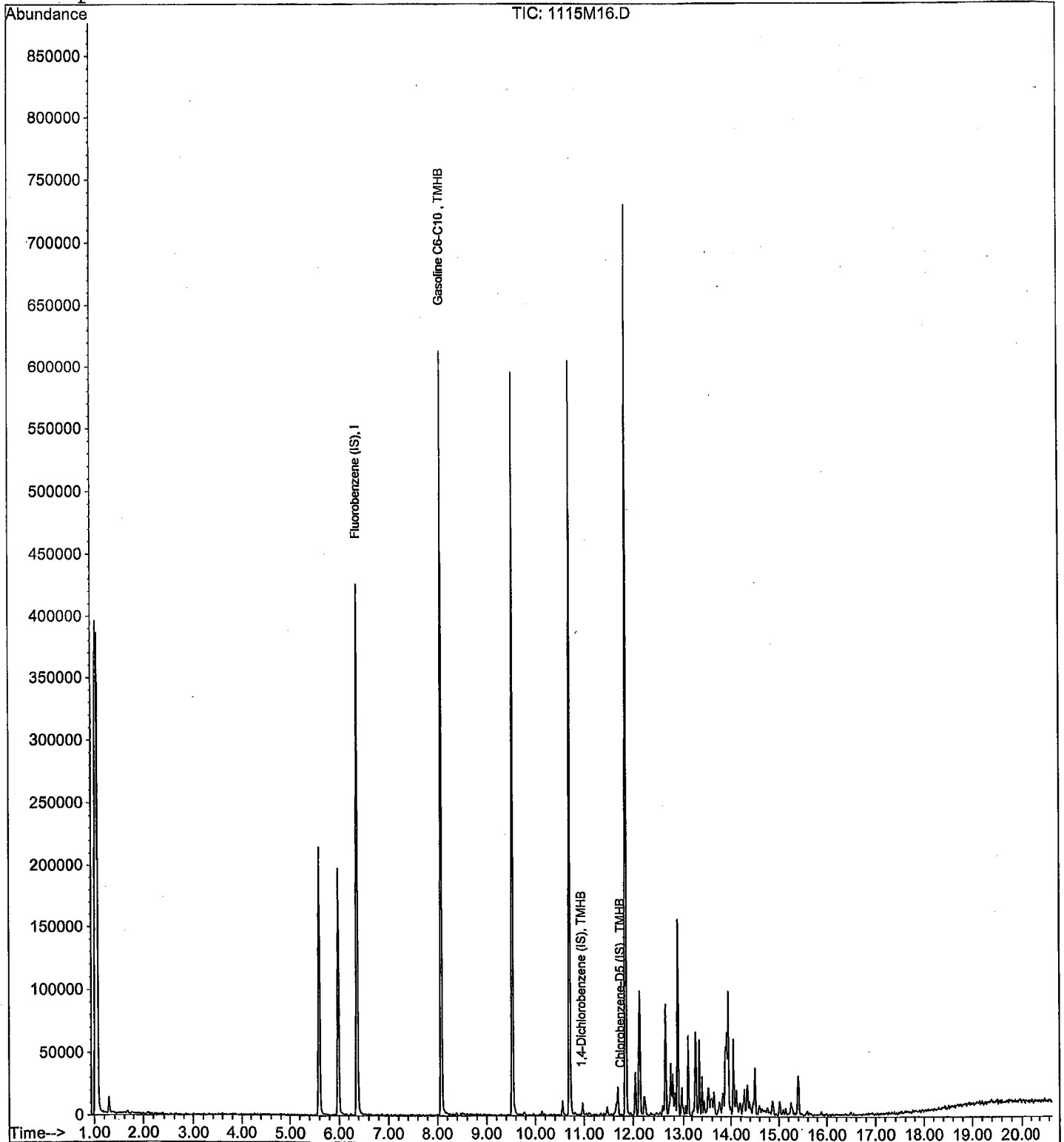
Data File : M:\MAX\DATA\211111\1115M16.D  
Acq On : 15 Nov 21 15:37  
Sample : BA46103W01  
Misc : IS&S 8/4/21

Vial: 16  
Operator: LP,DG,CH  
Inst : Max  
Multiplr: 1.00

Quant Time: Nov 22 16:14 2021

Quant Results File: MGAS0825.RE

Method : M:\MAX\DATA\210922\MGAS0825.M (RTE Integrator)  
Title : METHOD 8260B  
Last Update : Thu Aug 26 16:19:36 2021  
Response via : Initial Calibration



Data File : M:\MAX\DATA\211111\1115M17.D  
Acq On : 15 Nov 21 16:05  
Sample : BA46104W01  
Misc : IS&S 8/4/21

Vial: 17  
Operator: LP,DG,CH  
Inst : Max  
Multiplr: 1.00

Quant Time: Nov 22 16:15 2021

Quant Results File: MGAS0825.RE

Quant Method : M:\MAX\DATA\210922\MGAS0825.M (RTE Integrator)  
Title : METHOD 8260B  
Last Update : Thu Aug 26 16:19:36 2021  
Response via : Initial Calibration  
DataAcq Meth : M8260

Internal Standards	R.T.	QIon	Response	Conc	Units	Dev (Min)
1) Fluorobenzene (IS)	6.38	TIC	419240	25.00	ppb	0.16
3) Chlorobenzene-D5 (IS)	11.75	TIC	1070095m	25.00	ppb	0.00
4) 1,4-Dichlorobenzene (IS)	10.94	TIC	9432m	25.00	ppb	0.00

System Monitoring Compounds

Target Compounds

Qvalue

Data File : M:\MAX\DATA\211111\1115M17.D  
 Acq On : 15 Nov 21 16:05  
 Sample : BA46104W01  
 Misc : IS&S 8/4/21

Vial: 17  
 Operator: LP,DG,CH  
 Inst : Max  
 Multiplr: 1.00

Quant Time: Nov 22 16:26 2021

Quant Results File: M0825SUR.RE

Quant Method : M:\MAX\DATA\210922\M0825SUR.M (RTE Integrator)  
 Title : METHOD 8260B  
 Last Update : Thu Aug 26 11:16:48 2021  
 Response via : Initial Calibration  
 DataAcq Meth : M8260

Internal Standards	R.T.	QIon	Response	Conc	Units	Dev(Min)
1) Fluorobenzene (IS)	6.38	96	351250	25.00	ppb	0.16
4) Chlorobenzene-D5 (IS)	9.53	117	330524	25.00	ppb	0.12
7) 1,4-Dichlorobenzene-D (IS)	11.85	152	201996	25.00	ppb	0.11
<b>System Monitoring Compounds</b>						
2) Dibromofluoromethane(S)	5.60	111	123666	29.19	ppb	0.18
Spiked Amount			Recovery	=	116.776%	
3) 1,2-DCA-D4(S)	5.98	65	83520	30.00	ppb	0.17
Spiked Amount			Recovery	=	120.012%	
5) Toluene-D8(S)	8.08	98	381893	24.64	ppb	0.13
Spiked Amount			Recovery	=	98.556%	
6) 4-Bromofluorobenzene(S)	10.70	95	151112	24.99	ppb	0.11
Spiked Amount			Recovery	=	99.956%	

Target Compounds

Qvalue

Quantitation Report


Data File : M:\MAX\DATA\211111\1115M17.D  
Acq On : 15 Nov 21 16:05  
Sample : BA46104W01  
Misc : IS&S 8/4/21

Vial: 17  
Operator: LP,DG,CH  
Inst : Max  
Multiplr: 1.00

Quant Time: Nov 22 16:15 2021

Quant Results File: MGAS0825.RE

Method : M:\MAX\DATA\210922\MGAS0825.M (RTE Integrator)  
Title : METHOD 8260B  
Last Update : Thu Aug 26 16:19:36 2021  
Response via : Initial Calibration



Data File : M:\MAX\DATA\211111\1115M18.D  
 Acq On : 15 Nov 21 16:34  
 Sample : BA46105W01  
 Misc : IS&S 8/4/21

Vial: 18  
 Operator: LP,DG,CH  
 Inst : Max  
 Multiplr: 1.00

Quant Time: Nov 22 16:16 2021

Quant Results File: MGAS0825.RE

Quant Method : M:\MAX\DATA\210922\MGAS0825.M (RTE Integrator)  
 Title : METHOD 8260B  
 Last Update : Thu Aug 26 16:19:36 2021  
 Response via : Initial Calibration  
 DataAcq Meth : M8260

Internal Standards	R.T.	QIon	Response	Conc	Units	Dev(Min)
1) Fluorobenzene (IS)	6.38	TIC	440596	25.00	ppb	0.16
3) Chlorobenzene-D5 (IS)	11.75	TIC	1286021m	25.00	ppb	0.00
4) 1,4-Dichlorobenzene (IS)	10.94	TIC	89407m	25.00	ppb	0.00

System Monitoring Compounds

Target Compounds	R.T.	QIon	Response	Conc	Units	Qvalue
2) Gasoline C6-C10	8.08	TIC	5175322m	68.09	ppb	100

Data File : M:\MAX\DATA\211111\1115M18.D  
 Acq On : 15 Nov 21 16:34  
 Sample : BA46105W01  
 Misc : IS&S 8/4/21

Vial: 18  
 Operator: LP,DG,CH  
 Inst : Max  
 Multiplr: 1.00

Quant Time: Nov 22 16:26 2021

Quant Results File: M0825SUR.RE

Quant Method : M:\MAX\DATA\210922\M0825SUR.M (RTE Integrator)  
 Title : METHOD 8260B  
 Last Update : Thu Aug 26 11:16:48 2021  
 Response via : Initial Calibration  
 DataAcq Meth : M8260

Internal Standards	R.T.	QIon	Response	Conc	Units	Dev(Min)
1) Fluorobenzene (IS)	6.38	96	364805	25.00	ppb	0.16
4) Chlorobenzene-D5 (IS)	9.53	117	345521	25.00	ppb	0.12
7) 1,4-Dichlorobenzene-D (IS)	11.85	152	221390	25.00	ppb	0.10
<b>System Monitoring Compounds</b>						
2) Dibromofluoromethane(S)	5.60	111	126427	28.74	ppb	0.18
Spiked Amount						
						Recovery = 114.948%
3) 1,2-DCA-D4(S)	5.99	65	84912	29.37	ppb	0.17
Spiked Amount						
						Recovery = 117.476%
5) Toluene-D8(S)	8.08	98	397209	24.51	ppb	0.13
Spiked Amount						
						Recovery = 98.060%
6) 4-Bromofluorobenzene(S)	10.70	95	155582	24.61	ppb	0.11
Spiked Amount						
						Recovery = 98.448%

Target Compounds

Qvalue

Quantitation Report

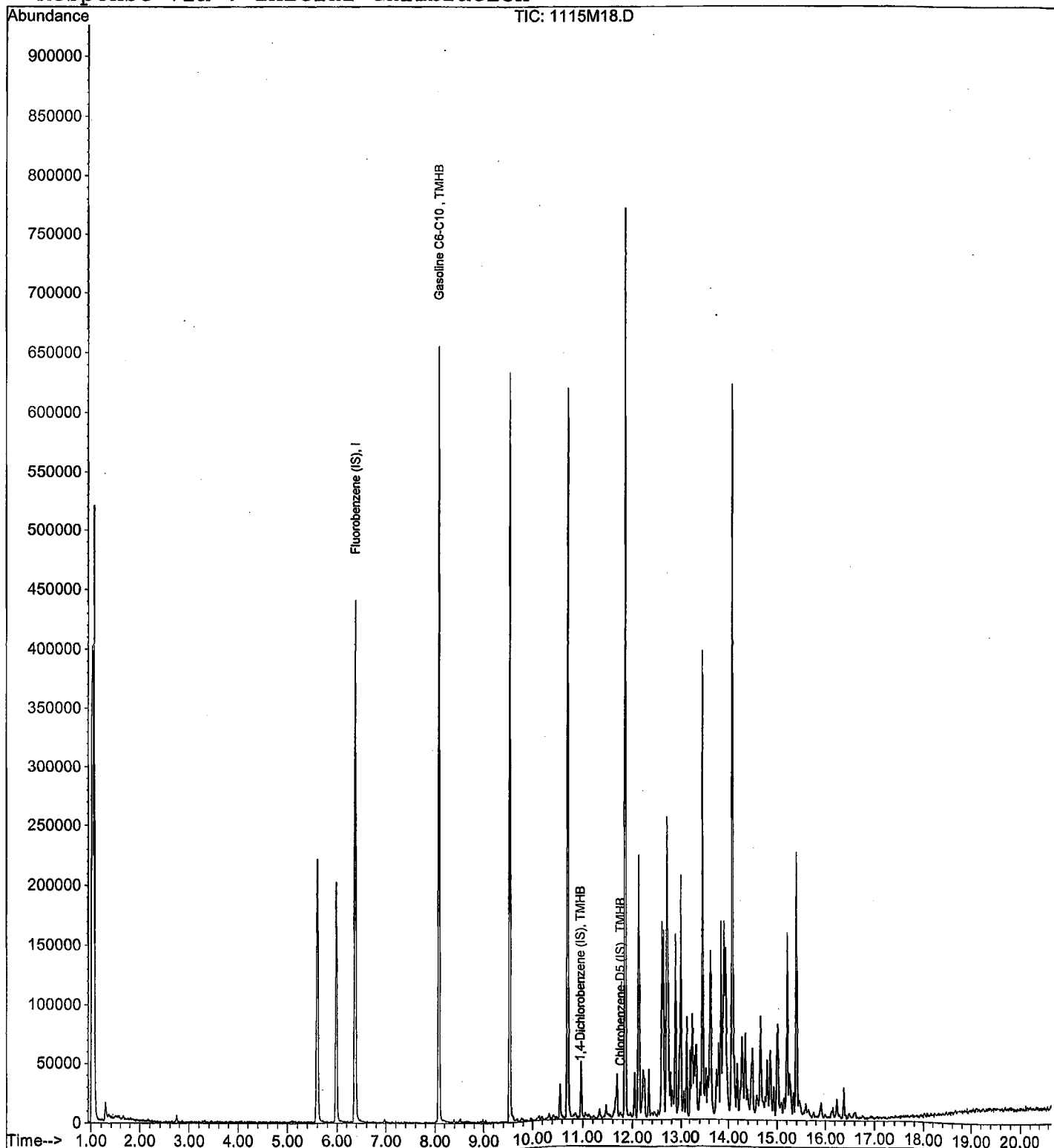
Data File : M:\MAX\DATA\211111\1115M18.D  
Acq On : 15 Nov 21 16:34  
Sample : BA46105W01  
Misc : IS&S 8/4/21

Vial: 18  
Operator: LP,DG,CH  
Inst : Max  
Multiplr: 1.00

Quant Time: Nov 22 16:16 2021

Quant Results File: MGAS0825.RE

Method : M:\MAX\DATA\210922\MGAS0825.M (RTE Integrator)  
Title : METHOD 8260B  
Last Update : Thu Aug 26 16:19:36 2021  
Response via : Initial Calibration



Data File : M:\MAX\DATA\211111\1115M19.D  
Acq On : 15 Nov 21 17:02  
Sample : BA46106W01  
Misc : IS&S 8/4/21

Vial: 19  
Operator: LP,DG,CH  
Inst : Max  
Multiplr: 1.00

Quant Time: Nov 22 16:17 2021

Quant Results File: MGAS0825.RE

Quant Method : M:\MAX\DATA\210922\MGAS0825.M (RTE Integrator)  
Title : METHOD 8260B  
Last Update : Thu Aug 26 16:19:36 2021  
Response via : Initial Calibration  
DataAcq Meth : M8260

Internal Standards	R.T.	QIon	Response	Conc	Units	Dev(Min)
1) Fluorobenzene (IS)	6.38	TIC	431922	25.00	ppb	0.16
3) Chlorobenzene-D5 (IS)	11.75	TIC	1126193m	25.00	ppb	0.00
4) 1,4-Dichlorobenzene (IS)	10.94	TIC	5997m	25.00	ppb	0.00

#### System Monitoring Compounds

Target Compounds

Qvalue



Data File : M:\MAX\DATA\211111\1115M19.D  
 Acq On : 15 Nov 21 17:02  
 Sample : BA46106W01  
 Misc : IS&S 8/4/21

Vial: 19  
 Operator: LP,DG,CH  
 Inst : Max  
 Multiplr: 1.00

Quant Time: Nov 22 16:26 2021

Quant Results File: M0825SUR.RE

Quant Method : M:\MAX\DATA\210922\M0825SUR.M (RTE Integrator)  
 Title : METHOD 8260B  
 Last Update : Thu Aug 26 11:16:48 2021  
 Response via : Initial Calibration  
 DataAcq Meth : M8260

Internal Standards	R.T.	QIon	Response	Conc	Units	Dev(Min)
1) Fluorobenzene (IS)	6.38	96	367449	25.00	ppb	0.16
4) Chlorobenzene-D5 (IS)	9.53	117	341565	25.00	ppb	0.12
7) 1,4-Dichlorobenzene-D (IS)	11.85	152	210656	25.00	ppb	0.10
<b>System Monitoring Compounds</b>						
2) Dibromofluoromethane (S)	5.60	111	128772	29.06	ppb	0.18
Spiked Amount						Recovery = 116.236%
3) 1,2-DCA-D4 (S)	5.98	65	86712	29.78	ppb	0.17
Spiked Amount						Recovery = 119.104%
5) Toluene-D8 (S)	8.08	98	394060	24.60	ppb	0.13
Spiked Amount						Recovery = 98.408%
6) 4-Bromofluorobenzene (S)	10.70	95	153463	24.56	ppb	0.11
Spiked Amount						Recovery = 98.232%

Target Compounds

Qvalue

Quantitation Report


Data File : M:\MAX\DATA\211111\1115M19.D  
Acq On : 15 Nov 21 17:02  
Sample : BA46106W01  
Misc : IS&S 8/4/21

Vial: 19  
Operator: LP,DG,CH  
Inst : Max  
Multiplr: 1.00

Quant Time: Nov 22 16:17 2021

Quant Results File: MGAS0825.RE

Method : M:\MAX\DATA\210922\MGAS0825.M (RTE Integrator)  
Title : METHOD 8260B  
Last Update : Thu Aug 26 16:19:36 2021  
Response via : Initial Calibration



Quantitation Report (QT Reviewed)

Data File : M:\MAX\DATA\211111\1115M20.D  
 Acq On : 15 Nov 21 17:31  
 Sample : BA46107W01  
 Misc : IS&S 8/4/21

Vial: 20  
 Operator: LP,DG,CH  
 Inst : Max  
 Multiplr: 1.00

Quant Time: Nov 22 16:17 2021

Quant Results File: MGAS0825.RE

Quant Method : M:\MAX\DATA\210922\MGAS0825.M (RTE Integrator)  
 Title : METHOD 8260B  
 Last Update : Thu Aug 26 16:19:36 2021  
 Response via : Initial Calibration  
 DataAcq Meth : M8260

Internal Standards	R.T.	QIon	Response	Conc	Units	Dev(Min)
1) Fluorobenzene (IS)	6.37	TIC	424799	25.00	ppb	0.16
3) Chlorobenzene-D5 (IS)	11.75	TIC	1096229m	25.00	ppb	0.00
4) 1,4-Dichlorobenzene (IS)	10.94	TIC	11572m	25.00	ppb	0.00

System Monitoring Compounds

Target Compounds Qvalue

Quantitation Report (Not Reviewed)

Data File : M:\MAX\DATA\211111\1115M20.D	Vial: 20
Acq On : 15 Nov 21 17:31	Operator: LP,DG,CH
Sample : BA46107W01	Inst : Max
Misc : IS&S 8/4/21	Multiplr: 1.00

Quant Time: Nov 22 16:26 2021 Quant Results File: M0825SUR.RE

Quant Method : M:\MAX\DATA\210922\M0825SUR.M (RTE Integrator)  
 Title : METHOD 8260B  
 Last Update : Thu Aug 26 11:16:48 2021  
 Response via : Initial Calibration  
 DataAcq Meth : M8260

Internal Standards	R.T.	QIon	Response	Conc	Units	Dev(Min)
1) Fluorobenzene (IS)	6.38	96	351931	25.00	ppb	0.16
4) Chlorobenzene-D5 (IS)	9.53	117	328884	25.00	ppb	0.11
7) 1,4-Dichlorobenzene-D (IS)	11.85	152	207861	25.00	ppb	0.10
<b>System Monitoring Compounds</b>						
2) Dibromofluoromethane(S)	5.59	111	123682	29.14	ppb	0.18
Spiked Amount					Recovery =	116.564%
3) 1,2-DCA-D4(S)	5.98	65	83360	29.89	ppb	0.17
Spiked Amount					Recovery =	119.548%
5) Toluene-D8(S)	8.08	98	393502	25.51	ppb	0.13
Spiked Amount					Recovery =	102.060%
6) 4-Bromofluorobenzene(S)	10.71	95	148443	24.67	ppb	0.11
Spiked Amount					Recovery =	98.680%

Target Compounds Qvalue

Quantitation Report


Data File : M:\MAX\DATA\211111\1115M20.D  
Acq On : 15 Nov 21 17:31  
Sample : BA46107W01  
Misc : IS&S 8/4/21

Vial: 20  
Operator: LP, DG, CH  
Inst : Max  
Multiplr: 1.00

Quant Time: Nov 22 16:17 2021

Quant Results File: MGAS0825.RE

Method : M:\MAX\DATA\210922\MGAS0825.M (RTE Integrator)  
Title : METHOD 8260B  
Last Update : Thu Aug 26 16:19:36 2021  
Response via : Initial Calibration



Data File : M:\MAX\DATA\211111\1115M21.D  
 Acq On : 15 Nov 21 17:59  
 Sample : BA46108W01  
 Misc : IS&S 8/4/21

Vial: 21  
 Operator: LP,DG,CH  
 Inst : Max  
 Multiplr: 1.00

Quant Time: Nov 22 16:17 2021

Quant Results File: MGAS0825.RE

Quant Method : M:\MAX\DATA\210922\MGAS0825.M (RTE Integrator)  
 Title : METHOD 8260B  
 Last Update : Thu Aug 26 16:19:36 2021  
 Response via : Initial Calibration  
 DataAcq Meth : M8260

Internal Standards	R.T.	QIon	Response	Conc	Units	Dev (Min)
1) Fluorobenzene (IS)	6.38	TIC	419124	25.00	ppb	0.16
3) Chlorobenzene-D5 (IS)	11.75	TIC	1069561m	25.00	ppb	0.00
4) 1,4-Dichlorobenzene (IS)	10.94	TIC	7645m	25.00	ppb	0.00

System Monitoring Compounds

Target Compounds

Qvalue

Data File : M:\MAX\DATA\211111\1115M21.D  
 Acq On : 15 Nov 21 17:59  
 Sample : BA46108W01  
 Misc : IS&S 8/4/21

Vial: 21  
 Operator: LP,DG,CH  
 Inst : Max  
 Multiplr: 1.00

Quant Time: Nov 22 16:26 2021

Quant Results File: M0825SUR.RE

Quant Method : M:\MAX\DATA\210922\M0825SUR.M (RTE Integrator)  
 Title : METHOD 8260B  
 Last Update : Thu Aug 26 11:16:48 2021  
 Response via : Initial Calibration  
 DataAcq Meth : M8260

Internal Standards	R.T.	QIon	Response	Conc	Units	Dev(Min)
1) Fluorobenzene (IS)	6.38	96	358973	25.00	ppb	0.16
4) Chlorobenzene-D5 (IS)	9.53	117	326445	25.00	ppb	0.12
7) 1,4-Dichlorobenzene-D (IS)	11.85	152	203619	25.00	ppb	0.10
<b>System Monitoring Compounds</b>						
2) Dibromofluoromethane(S)	5.59	111	126478	29.22	ppb	0.18
Spiked Amount	25.000		Recovery	=	116.860%	
3) 1,2-DCA-D4(S)	5.98	65	85680	30.12	ppb	0.17
Spiked Amount	25.000		Recovery	=	120.464%	
5) Toluene-D8(S)	8.08	98	385493	25.18	ppb	0.13
Spiked Amount	25.000		Recovery	=	100.728%	
6) 4-Bromofluorobenzene(S)	10.70	95	150354	25.17	ppb	0.11
Spiked Amount	25.000		Recovery	=	100.700%	

Target Compounds

Qvalue

Quantitation Report


Data File : M:\MAX\DATA\211111\1115M21.D  
Acq On : 15 Nov 21 17:59  
Sample : BA46108W01  
Misc : IS&S 8/4/21

Vial: 21  
Operator: LP, DG, CH  
Inst : Max  
Multiplr: 1.00

Quant Time: Nov 22 16:17 2021

Quant Results File: MGAS0825.RE

Method : M:\MAX\DATA\210922\MGAS0825.M (RTE Integrator)  
Title : METHOD 8260B  
Last Update : Thu Aug 26 16:19:36 2021  
Response via : Initial Calibration





Data File : M:\MAX\DATA\211111\1115M22.D  
 Acq On : 15 Nov 21 18:27  
 Sample : BA46109W01  
 Misc : IS&S 8/4/21

Vial: 22  
 Operator: LP, DG, CH  
 Inst : Max  
 Multiplr: 1.00

Quant Time: Nov 22 16:18 2021

Quant Results File: MGAS0825.RE

Quant Method : M:\MAX\DATA\210922\MGAS0825.M (RTE Integrator)  
 Title : METHOD 8260B  
 Last Update : Thu Aug 26 16:19:36 2021  
 Response via : Initial Calibration  
 DataAcq Meth : M8260

Internal Standards	R.T.	QIon	Response	Conc	Units	Dev(Min)
1) Fluorobenzene (IS)	6.37	TIC	420249	25.00	ppb	0.16
3) Chlorobenzene-D5 (IS)	11.75	TIC	1059134m	25.00	ppb	0.00
4) 1,4-Dichlorobenzene (IS)	10.94	TIC	8163m	25.00	ppb	0.00

System Monitoring Compounds

Target Compounds

Qvalue

Quantitation Report (Not Reviewed)

Data File : M:\MAX\DATA\211111\1115M22.D  
 Acq On : 15 Nov 21 18:27  
 Sample : BA46109W01  
 Misc : IS&S 8/4/21

Vial: 22  
 Operator: LP,DG,CH  
 Inst : Max  
 Multiplr: 1.00

Quant Time: Nov 22 16:27 2021

Quant Results File: M0825SUR.RE

Quant Method : M:\MAX\DATA\210922\M0825SUR.M (RTE Integrator)  
 Title : METHOD 8260B  
 Last Update : Thu Aug 26 11:16:48 2021  
 Response via : Initial Calibration  
 DataAcq Meth : M8260

Internal Standards	R.T.	QIon	Response	Conc	Units	Dev(Min)
1) Fluorobenzene (IS)	6.38	96	352204	25.00	ppb	0.16
4) Chlorobenzene-D5 (IS)	9.53	117	336152	25.00	ppb	0.12
7) 1,4-Dichlorobenzene-D (IS)	11.85	152	201363	25.00	ppb	0.10
System Monitoring Compounds						
2) Dibromofluoromethane(S)	5.60	111	123767	29.14	ppb	0.18
Spiked Amount						
						Recovery = 116.552%
3) 1,2-DCA-D4(S)	5.98	65	82944	29.71	ppb	0.17
Spiked Amount						
						Recovery = 118.860%
5) Toluene-D8(S)	8.08	98	390521	24.77	ppb	0.13
Spiked Amount						
						Recovery = 99.096%
6) 4-Bromofluorobenzene(S)	10.70	95	149670	24.34	ppb	0.11
Spiked Amount						
						Recovery = 97.344%

Target Compounds

Qvalue

Quantitation Report


Data File : M:\MAX\DATA\211111\1115M22.D  
Acq On : 15 Nov 21 18:27  
Sample : BA46109W01  
Misc : IS&S 8/4/21

Vial: 22  
Operator: LP,DG,CH  
Inst : Max  
Multiplr: 1.00

Quant Time: Nov 22 16:18 2021

Quant Results File: MGAS0825.RE

Method : M:\MAX\DATA\210922\MGAS0825.M (RTE Integrator)  
Title : METHOD 8260B  
Last Update : Thu Aug 26 16:19:36 2021  
Response via : Initial Calibration



Quantitation Report (QT Reviewed)

Data File : M:\MAX\DATA\211111\1115M08.D Vial: 8  
 Acq On : 15 Nov 21 11:50 Operator: LP,DG,CH  
 Sample : 211115A BLK Inst : Max  
 Misc : IS&S 8/4/21 Multiplr: 1.00

Quant Time: Nov 22 16:12 2021 Quant Results File: MGAS0825.RE

Quant Method : M:\MAX\DATA\210922\MGAS0825.M (RTE Integrator)  
 Title : METHOD 8260B  
 Last Update : Thu Aug 26 16:19:36 2021  
 Response via : Initial Calibration  
 DataAcq Meth : M8260

Internal Standards	R.T.	QIon	Response	Conc	Units	Dev(Min)
1) Fluorobenzene (IS)	6.38	TIC	452871	25.00	ppb	0.17
3) Chlorobenzene-D5 (IS)	11.75	TIC	1100001m	25.00	ppb	0.00
4) 1,4-Dichlorobenzene (IS)	10.94	TIC	11606m	25.00	ppb	0.00

System Monitoring Compounds

Target Compounds Qvalue

Quantitation Report (Not Reviewed)

Data File : M:\MAX\DATA\211111\1115M08.D	Vial: 8
Acq On : 15 Nov 21 11:50	Operator: LP,DG,CH
Sample : 211115A BLK	Inst : Max
Misc : IS&S 8/4/21	Multiplr: 1.00

Quant Time: Nov 22 16:26 2021 Quant Results File: M0825SUR.RE

Quant Method : M:\MAX\DATA\210922\M0825SUR.M (RTE Integrator)  
 Title : METHOD 8260B  
 Last Update : Thu Aug 26 11:16:48 2021  
 Response via : Initial Calibration  
 DataAcq Meth : M8260

Internal Standards	R.T.	QIon	Response	Conc	Units	Dev(Min)
1) Fluorobenzene (IS)	6.38	96	371382	25.00	ppb	0.17
4) Chlorobenzene-D5 (IS)	9.53	117	350184	25.00	ppb	0.12
7) 1,4-Dichlorobenzene-D (IS)	11.85	152	211146	25.00	ppb	0.11
<b>System Monitoring Compounds</b>						
2) Dibromofluoromethane(S)	5.60	111	126243	28.19	ppb	0.18
Spiked Amount	25.000		Recovery	=	112.748%	
3) 1,2-DCA-D4(S)	5.98	65	84272	28.63	ppb	0.17
Spiked Amount	25.000		Recovery	=	114.528%	
5) Toluene-D8(S)	8.08	98	406449	24.75	ppb	0.13
Spiked Amount	25.000		Recovery	=	99.004%	
6) 4-Bromofluorobenzene(S)	10.71	95	157554	24.59	ppb	0.11
Spiked Amount	25.000		Recovery	=	98.368%	

Target Compounds Qvalue

Quantitation Report


Data File : M:\MAX\DATA\211111\1115M08.D  
Acq On : 15 Nov 21 11:50  
Sample : 211115A BLK  
Misc : IS&S 8/4/21

Vial: 8  
Operator: LP,DG,CH  
Inst : Max  
Multiplr: 1.00

Quant Time: Nov 22 16:12 2021

Quant Results File: MGAS0825.RE

Method : M:\MAX\DATA\210922\MGAS0825.M (RTE Integrator)  
Title : METHOD 8260B  
Last Update : Thu Aug 26 16:19:36 2021  
Response via : Initial Calibration



Quantitation Report (QT Reviewed)

Data File : M:\MAX\DATA\211111\1115M06.D  
 Acq On : 15 Nov 21 10:53  
 Sample : 211115A LCS 300ug/L  
 Misc : IS&S 8/4/21

Vial: 6  
 Operator: LP,DG,CH  
 Inst : Max  
 Multiplr: 1.00

Quant Time: Nov 15 11:28 2021

Quant Results File: MGAS0825.RE

Quant Method : M:\MAX\DATA\210922\MGAS0825.M (RTE Integrator)  
 Title : METHOD 8260B  
 Last Update : Thu Aug 26 16:19:36 2021  
 Response via : Initial Calibration  
 DataAcq Meth : M8260

Internal Standards	R.T.	QIon	Response	Conc	Units	Dev(Min)
1) Fluorobenzene (IS)	6.38	TIC	457583	25.00	ppb	0.17
3) Chlorobenzene-D5 (IS)	11.75	TIC	1146086m	25.00	ppb	0.00
4) 1,4-Dichlorobenzene (IS)	10.94	TIC	133974m	25.00	ppb	0.00

System Monitoring Compounds

Target Compounds	R.T.	QIon	Response	Conc	Units	Qvalue
2) Gasoline C6-C10	8.08	TIC	7136370m	327.03	ppb	100

Data File : M:\MAX\DATA\211111\1115M06.D  
 Acq On : 15 Nov 21 10:53  
 Sample : 211115A LCS 300ug/L  
 Misc : IS&S 8/4/21

Vial: 6  
 Operator: LP,DG,CH  
 Inst : Max  
 Multiplr: 1.00

Quant Time: Nov 22 16:29 2021

Quant Results File: M0825SUR.RE

Quant Method : M:\MAX\DATA\210922\M0825SUR.M (RTE Integrator)  
 Title : METHOD 8260B  
 Last Update : Thu Aug 26 11:16:48 2021  
 Response via : Initial Calibration  
 DataAcq Meth : M8260

Internal Standards	R.T.	QIon	Response	Conc	Units	Dev(Min)
1) Fluorobenzene (IS)	6.38	96	370711	25.00	ppb	0.17
4) Chlorobenzene-D5 (IS)	9.53	117	351312	25.00	ppb	0.12
7) 1,4-Dichlorobenzene-D (IS)	11.85	152	220509	25.00	ppb	0.11
<b>System Monitoring Compounds</b>						
2) Dibromofluoromethane(S)	5.60	111	125336	28.03	ppb	0.18
Spiked Amount	25.000		Recovery	=	112.140%	
3) 1,2-DCA-D4(S)	5.99	65	86288	29.37	ppb	0.17
Spiked Amount	25.000		Recovery	=	117.480%	
5) Toluene-D8(S)	8.08	98	411713	24.99	ppb	0.13
Spiked Amount	25.000		Recovery	=	99.964%	
6) 4-Bromofluorobenzene(S)	10.71	95	157564	24.51	ppb	0.11
Spiked Amount	25.000		Recovery	=	98.056%	

Target Compounds

Qvalue



Quantitation Report

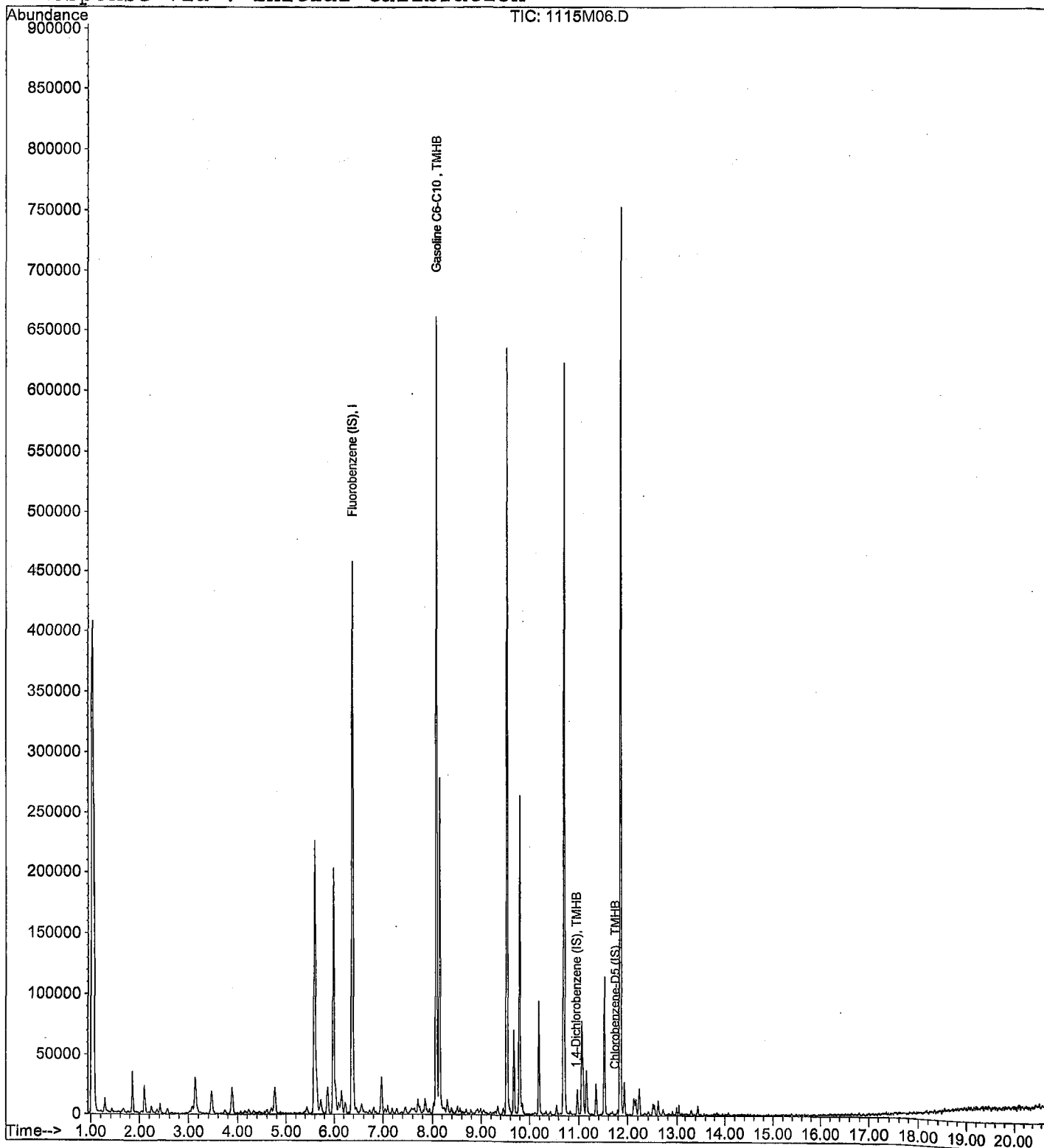
Data File : M:\MAX\DATA\211111\1115M06.D  
Acq On : 15 Nov 21 10:53  
Sample : 211115A LCS 300ug/L  
Misc : IS&S 8/4/21

Vial: 6  
Operator: LP, DG, CH  
Inst : Max  
Multiplr: 1.00

Quant Time: Nov 15 11:28 2021

Quant Results File: MGAS0825.RE

Method : M:\MAX\DATA\210922\MGAS0825.M (RTE Integrator)  
Title : METHOD 8260B  
Last Update : Thu Aug 26 16:19:36 2021  
Response via : Initial Calibration



Data File : M:\MAX\DATA\211111\1115M07.D Vial: 7  
 Acq On : 15 Nov 21 11:22 Operator: LP, DG, CH  
 Sample : 211115A LCSD 300ug/L Inst : Max  
 Misc : IS&S 8/4/21 Multiplr: 1.00

Quant Time: Nov 22 16:32 2021 Quant Results File: MGAS0825.RE

Quant Method : M:\MAX\DATA\210922\MGAS0825.M (RTE Integrator)  
 Title : METHOD 8260B  
 Last Update : Thu Aug 26 16:19:36 2021  
 Response via : Initial Calibration  
 DataAcq Meth : M8260

Internal Standards	R.T.	QIon	Response	Conc	Units	Dev(Min)
1) Fluorobenzene (IS)	6.38	TIC	445352	25.00	ppb	0.17
3) Chlorobenzene-D5 (IS)	11.75	TIC	1117845m	25.00	ppb	0.00
4) 1,4-Dichlorobenzene (IS)	10.94	TIC	111978m	25.00	ppb	0.00

System Monitoring Compounds

Target Compounds	R.T.	QIon	Response	Conc	Units	Qvalue
2) Gasoline C6-C10	8.08	TIC	6976942m	331.76	ppb	100

Data File : M:\MAX\DATA\211111\1115M07.D  
 Acq On : 15 Nov 21 11:22  
 Sample : 211115A LCSD 300ug/L  
 Misc : IS&S 8/4/21

Vial: 7  
 Operator: LP,DG,CH  
 Inst : Max  
 Multiplr: 1.00

Quant Time: Nov 22 16:29 2021

Quant Results File: M0825SUR.RE

Quant Method : M:\MAX\DATA\210922\M0825SUR.M (RTE Integrator)  
 Title : METHOD 8260B  
 Last Update : Thu Aug 26 11:16:48 2021  
 Response via : Initial Calibration  
 DataAcq Meth : M8260

Internal Standards	R.T.	QIon	Response	Conc	Units	Dev(Min)
1) Fluorobenzene (IS)	6.38	96	360359	25.00	ppb	0.17
4) Chlorobenzene-D5 (IS)	9.53	117	345933	25.00	ppb	0.12
7) 1,4-Dichlorobenzene-D (IS)	11.85	152	216380	25.00	ppb	0.11
<b>System Monitoring Compounds</b>						
2) Dibromofluoromethane(S)	5.60	111	127949	29.44	ppb	0.18
Spiked Amount	25.000		Recovery	=	117.764%	
3) 1,2-DCA-D4(S)	5.99	65	85992	30.11	ppb	0.17
Spiked Amount	25.000		Recovery	=	120.440%	
5) Toluene-D8(S)	8.08	98	407167	25.10	ppb	0.13
Spiked Amount	25.000		Recovery	=	100.400%	
6) 4-Bromofluorobenzene(S)	10.71	95	154182	24.36	ppb	0.11
Spiked Amount	25.000		Recovery	=	97.444%	

Target Compounds

Qvalue

Quantitation Report

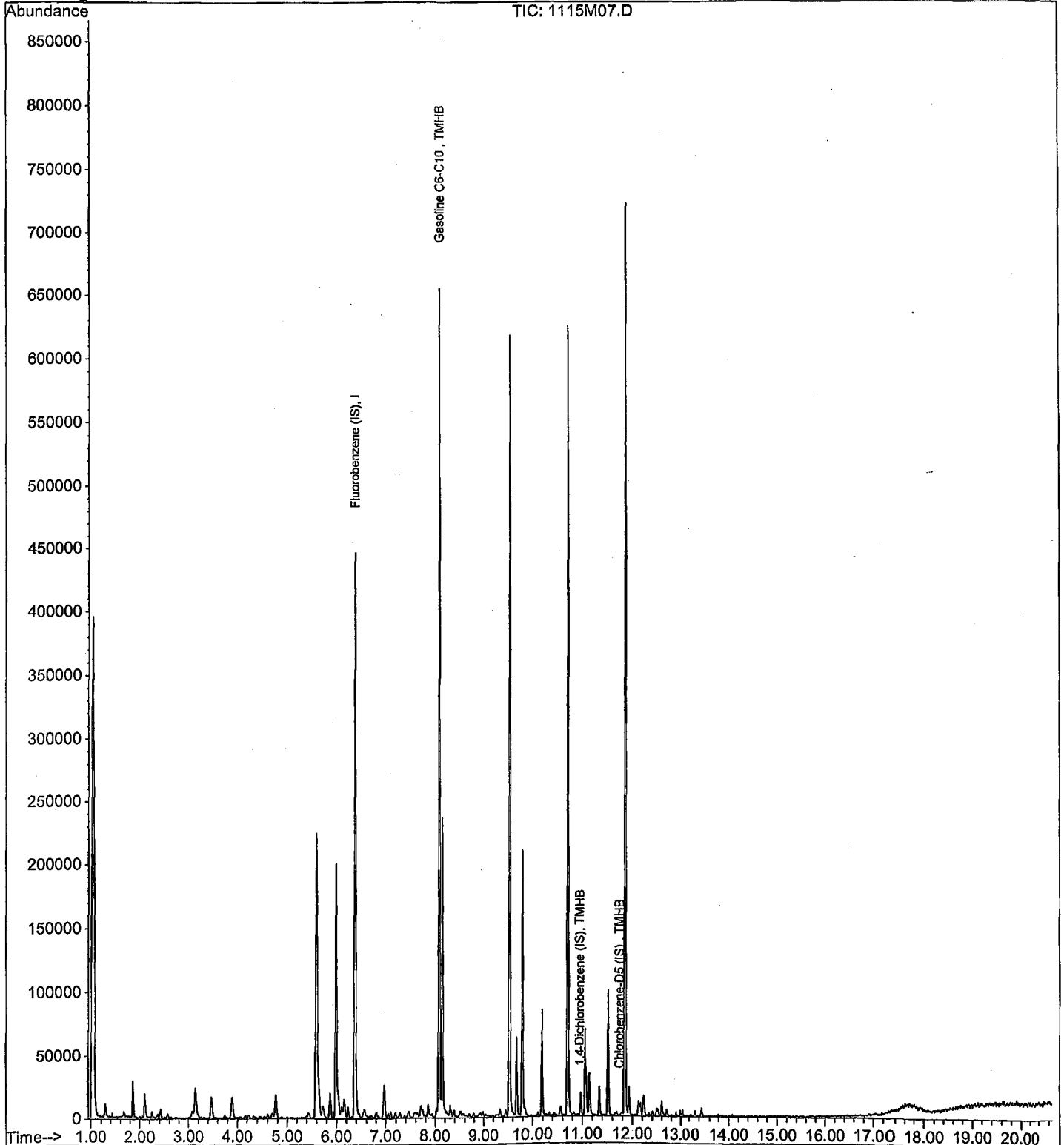
Data File : M:\MAX\DATA\211111\1115M07.D  
Acq On : 15 Nov 21 11:22  
Sample : 211115A LCSD 300ug/L  
Misc : IS&S 8/4/21

Vial: 7  
Operator: LP,DG,CH  
Inst : Max  
Multiplr: 1.00

Quant Time: Nov 22 16:32 2021

Quant Results File: MGAS0825.RE

Method : M:\MAX\DATA\210922\MGAS0825.M (RTE Integrator)  
Title : METHOD 8260B  
Last Update : Thu Aug 26 16:19:36 2021  
Response via : Initial Calibration



### MAX 8260 Standard Prep

MAX 8260 Water Calibration Curve										
0.3ug/L						Prepared By (Initials): CH				
Prepared: 8/25/2021										
Expires: 9/8/2021										
Initial Standard Information						Final Standard Information				
Name of Initial Standard (QAU Label)	Supplier	APPL Mix Name	Conc. (ug/mL)	Reference To APPL Prep Date	Exp. Date	Exp. Date (Manufacturers)	Allquot From Stock	Final Volume	Solvent	Final Standard Conc. (ug/L)
VOA STD. 9	Various	0.3ug/L	5	Prepared 08/24/21	10/23/2021	N/A	3uL	50mL	P&T Water	0.3
VOA STD. 1	Absolute		50	Prepared 08/24/21	10/23/2021	N/A	5uL			5
VOA STD. 2	Phenova		100	Prepared 08/24/21	10/23/2021	N/A	2.5uL			5
VOA STD. TBA	Various		250	Prepared 08/24/21	9/8/2021	N/A	2uL			10
0.5ug/L										
Prepared: 8/25/2021										
Expires: 9/8/2021										
Initial Standard Information						Final Standard Information				
Name of Initial Standard (QAU Label)	Supplier	APPL Mix Name	Conc. (ug/mL)	Reference To APPL Prep Date	Exp. Date	Exp. Date (Manufacturers)	Allquot From Stock	Final Volume	Solvent	Final Standard Conc. (ug/L)
VOA STD. 9	Various	0.5ug/L	5	Prepared 08/24/21	10/23/2021	N/A	5uL	50mL	P&T Water	0.5
VOA STD. 1	Absolute		50	Prepared 08/24/21	10/23/2021	N/A	10uL			10
VOA STD. 2	Phenova		100	Prepared 08/24/21	10/23/2021	N/A	5uL			10
VOA STD. TBA	Various		250	Prepared 08/24/21	9/8/2021	N/A	5uL			25
1.0ug/L										
Prepared: 8/25/2021										
Expires: 9/8/2021										
Initial Standard Information						Final Standard Information				
Name of Initial Standard (QAU Label)	Supplier	APPL Mix Name	Conc. (ug/mL)	Reference To APPL Prep Date	Exp. Date	Exp. Date (Manufacturers)	Allquot From Stock	Final Volume	Solvent	Final Standard Conc. (ug/L)
VOA STD. 9	Various	1.0ug/L	5	Prepared 08/24/21	10/23/2021	N/A	10uL	50mL	P&T Water	1
VOA STD. 1	Absolute		50	Prepared 08/24/21	10/23/2021	N/A	20uL			20
VOA STD. 2	Phenova		100	Prepared 08/24/21	10/23/2021	N/A	10uL			20
VOA STD. TBA	Various		250	Prepared 08/24/21	9/8/2021	N/A	10uL			50
2.0ug/L										
Prepared: 8/25/2021										
Expires: 9/8/2021										
Initial Standard Information						Final Standard Information				
Name of Initial Standard (QAU Label)	Supplier	APPL Mix Name	Conc. (ug/mL)	Reference To APPL Prep Date	Exp. Date	Exp. Date (Manufacturers)	Allquot From Stock	Final Volume	Solvent	Final Standard Conc. (ug/L)
VOA STD. 9	Various	2.0ug/L	5	Prepared 08/24/21	10/23/2021	N/A	20uL	50mL	P&T Water	2
VOA STD. 1	Absolute		50	Prepared 08/24/21	10/23/2021	N/A	30uL			30
VOA STD. 2	Phenova		100	Prepared 08/24/21	10/23/2021	N/A	15uL			30
VOA STD. TBA	Various		250	Prepared 08/24/21	9/8/2021	N/A	15uL			75
5ug/L										
Prepared: 8/25/2021										
Expires: 9/8/2021										
Initial Standard Information						Final Standard Information				
Name of Initial Standard (QAU Label)	Supplier	APPL Mix Name	Conc. (ug/mL)	Reference To APPL Prep Date	Exp. Date	Exp. Date (Manufacturers)	Allquot From Stock	Final Volume	Solvent	Final Standard Conc. (ug/L)
VOA STD. 7	Various	5ug/L	50	Prepared 08/24/21	10/23/2021	N/A	5uL	50mL	P&T Water	5
VOA STD. 8	Phenova		50	Prepared 08/24/21	9/8/2021	N/A	5uL			5
VOA STD. 1	Absolute		50	Prepared 08/24/21	10/23/2021	N/A	40uL			40
VOA STD. 2	Phenova		100	Prepared 08/24/21	10/23/2021	N/A	20uL			20
VOA STD. TBA	Various		250	Prepared 08/24/21	9/8/2021	N/A	20uL			100
10ug/L										
Prepared: 8/25/2021										
Expires: 9/8/2021										
Initial Standard Information						Final Standard Information				
Name of Initial Standard (QAU Label)	Supplier	APPL Mix Name	Conc. (ug/mL)	Reference To APPL Prep Date	Exp. Date	Exp. Date (Manufacturers)	Allquot From Stock	Final Volume	Solvent	Final Standard Conc. (ug/L)
VOA STD. 7	Various	10ug/L	50	Prepared 08/24/21	10/23/2021	N/A	10uL	50mL	P&T Water	10
VOA STD. 8	Phenova		50	Prepared 08/24/21	9/8/2021	N/A	10uL			10
VOA STD. 1	Absolute		50	Prepared 08/24/21	10/23/2021	N/A	50uL			50
VOA STD. 2	Phenova		100	Prepared 08/24/21	10/23/2021	N/A	25uL			50
VOA STD. TBA	Various		250	Prepared 08/24/21	9/8/2021	N/A	25uL			125

20ug/L										
Prepared: 8/25/2021										
Expires: 9/8/2021										
Initial Standard Information						Final Standard Information				
Name of Initial Standard (QAU Label)	Supplier	APPL Mix Name	Conc. (ug/mL)	Reference To APPL Prep Date	Exp. Date	Exp. Date (Manufacturers)	Aliquot From Stock	Final Volume	Solvent	Final Standard Conc. (ug/L)
VOA STD. 7	Various	20ug/L	50	Prepared 08/24/21	10/23/2021	N/A	20uL	50mL	P&T Water	20
VOA STD. 8	Phenova		50	Prepared 08/24/21	10/23/2021	N/A	20uL			20
VOA STD. 1	Absolute		50	Prepared 08/24/21	10/23/2021	N/A	60uL			60
VOA STD. 2	Phenova		100	Prepared 08/24/21	10/23/2021	N/A	30uL			60
VOA STD. TBA	Various		250	Prepared 08/24/21	10/23/2021	N/A	30uL			150
40ug/L										
Prepared: 8/25/2021										
Expires: 9/8/2021										
Initial Standard Information						Final Standard Information				
Name of Initial Standard (QAU Label)	Supplier	APPL Mix Name	Conc. (ug/mL)	Reference To APPL Prep Date	Exp. Date	Exp. Date (Manufacturers)	Aliquot From Stock	Final Volume	Solvent	Final Standard Conc. (ug/L)
VOA STD. 7	Various	40ug/L	50	Prepared 08/24/21	10/23/2021	N/A	40uL	50mL	P&T Water	40
VOA STD. 8	Phenova		50	Prepared 08/24/21	10/23/2021	N/A	40uL			40
VOA STD. 1	Absolute		50	Prepared 08/24/21	10/23/2021	N/A	80uL			80
VOA STD. 2	Phenova		100	Prepared 08/24/21	10/23/2021	N/A	40uL			80
VOA STD. TBA	Various		250	Prepared 08/24/21	10/23/2021	N/A	35uL			175
100ug/L										
Prepared: 8/25/2021										
Expires: 9/8/2021										
Initial Standard Information						Final Standard Information				
Name of Initial Standard (QAU Label)	Supplier	APPL Mix Name	Conc. (ug/mL)	Reference To APPL Prep Date	Exp. Date	Exp. Date (Manufacturers)	Aliquot From Stock	Final Volume	Solvent	Final Standard Conc. (ug/L)
VOA STD. 7	Various	100ug/L	50	Prepared 08/24/21	10/23/2021	N/A	100uL	50mL	P&T Water	100
VOA STD. 8	Phenova		50	Prepared 08/24/21	10/23/2021	N/A	100uL			100
VOA STD. 1	Absolute		50	Prepared 08/24/21	10/23/2021	N/A	100uL			100
VOA STD. 2	Phenova		100	Prepared 08/24/21	10/23/2021	N/A	50uL			100
VOA STD. TBA	Various		250	Prepared 08/24/21	10/23/2021	N/A	40uL			200
MAX 8260 Water Second Source (SS)										
Prepared: 8/25/2021										
Expires: 9/8/2021										
Prepared By (Initials): CH										
Initial Standard Information						Final Standard Information				
Name of Initial Standard (QAU Label)	Supplier	APPL Mix Name	Conc. (ug/mL)	Reference To APPL Prep Date	Exp. Date	Exp. Date (Manufacturers)	Aliquot From Stock	Final Volume	Solvent	Final Standard Conc. (ug/L)
VOA STD. 3	Phenova	8260 Water SS	100	Prepared 08/24/21	10/23/2021	N/A	25uL	50mL	P&T Water	50
VOA STD. GASES	Phenova	8260 Water SS	50	Prepared 08/24/21	10/23/2021	N/A	10uL			10
VOA STD. 0	Phenova	8260 Water SS	50	Prepared 08/24/21	10/23/2021	N/A	10uL			10
VOA STD. 2-CEVE	Absolute	8260 Water SS	50	Prepared 08/24/21	8/24/2021	N/A	50uL			50
VOA STD. 6	Various	8260 Water SS	50	Prepared 08/24/21	9/8/2021	N/A	10uL			10
Voa STD. TBA	Various	8260 Water SS	250	Prepared 08/24/21	9/8/2021	N/A	25uL	250		
8260 Water Continuing Calibrations (CCV/ Lab Control Spikes (LCS)										
Prepared: 8/25/2021										
Expires: 8/26/2021										
Prepared By (Initials): CH										
Initial Standard Information						Final Standard Information				
Name of Initial Standard (QAU Label)	Supplier	APPL Mix Name	Conc. (ug/mL)	Reference To APPL Prep Date	Exp. Date	Exp. Date (Manufacturers)	Aliquot From Stock	Final Volume	Solvent	Final Standard Conc. (ug/L)
VOA STD. 7	Various	CCV/ LCS	50	Prepared 08/24/21	10/23/2021	N/A	10uL	50mL	P&T Water	10
VOA STD. 8	Phenova	CCV/ LCS	50	Prepared 08/24/21	10/23/2021	N/A	10uL			10
VOA STD. 1	Absolute	CCV/ LCS	50	Prepared 08/24/21	10/23/2021	N/A	50uL			50
VOA STD. 2	Phenova	CCV/ LCS	100	Prepared 08/24/21	10/23/2021	N/A	25uL			50
VOA STD. TBA	Various	CCV/ LCS	250	Prepared 08/24/21	10/23/2021	N/A	25uL			250

### MAX Gas Standard Prep

Gas Primary Working Standard										
Prepared: 6/23/2021						Prepared By (Initials): CH				
Expires: 1/4/2022										
Methanol Lot No.										
Initial Standard Information						Final Standard Information				
Name of Initial Standard (QAU Label)	Supplier	Supplier P/N#	Conc. (ug/mL)	Lot Number - QA Number	Exp. Date (1 yr)	Exp. Date (Manufacturers)	Allquot From Stock	Final Volume	Solvent	Final Standard Conc. (ug/mL)
50,000ug/mL Gas STD	Restek	30205	50,000	A0132443	1/4/2022	12/31/2024	80uL	2mL	Methanol	2,000
Gas Second Source (SS) Working Standard										
Prepared: 3/31/2021						Prepared By (Initials): CH				
Expires: 1/31/1930										
Methanol Lot No.										
Initial Standard Information						Final Standard Information				
Name of Initial Standard (QAU Label)	Supplier	Supplier P/N#	Conc. (ug/mL)	Lot Number - QA Number	Exp. Date (1 yr)	Exp. Date (Manufacturers)	Allquot From Stock	Final Volume	Solvent	Final Standard Conc. (ug/mL)
Gasoline (50,000ppm)	Phenova	ALO-101543	50,000	CL14915-51175	1/4/2022	1/31/1930	80uL	2mL	Methanol	2,000
MAX Gas Calibration Curve										
Prepared: 8/25/2021						Prepared By (Initials): CH				
Expires: 10/24/2021										
Initial Standard Information						Final Standard Information				
Name of Initial Standard (QAU Label)	Supplier	APPL Mix Name	Conc. (ug/mL)	Reference To APPL Prep Date	Exp. Date	Exp. Date (Manufacturers)	Allquot From Stock	Final Volume	Solvent	Final Standard Conc. (ug/L)
VOA Gasses Standards	Phenova	20ug/L	2,000	Prepared 06/23/21	1/4/2022	N/A	1uL	100mL	P&T Water	20
VOA Gasses Standards	Phenova	50ug/L	2,000	Prepared 06/23/21	1/4/2022	N/A	2.5uL	100mL	P&T Water	50
VOA Gasses Standards	Phenova	100ug/L	2,000	Prepared 06/23/21	1/4/2022	N/A	5uL	100mL	P&T Water	100
VOA Gasses Standards	Phenova	300ug/L	2,000	Prepared 06/23/21	1/4/2022	N/A	15uL	100mL	P&T Water	300
VOA Gasses Standards	Phenova	600ug/L	2,000	Prepared 06/23/21	1/4/2022	N/A	30uL	100mL	P&T Water	600
VOA Gasses Standards	Phenova	800ug/L	2,000	Prepared 06/23/21	1/4/2022	N/A	40uL	100mL	P&T Water	800
VOA Gasses Standards	Phenova	1,000ug/L	2,000	Prepared 06/23/21	1/4/2022	N/A	50uL	100mL	P&T Water	1,000
Zeus Gas Second Source										
Prepared: 8/25/2021						Prepared By (Initials): CH				
Expires: 10/24/2021										
Initial Standard Information						Final Standard Information				
Name of Initial Standard (QAU Label)	Supplier	APPL Mix Name	Conc. (ug/mL)	Reference To APPL Prep Date	Exp. Date	Exp. Date (Manufacturers)	Allquot From Stock	Final Volume	Solvent	Final Standard Conc. (ug/L)
50,000ug/mL Gas STD	Phenova	SS 300ug/L	2,000	Prepared 03/31/21	1/31/1930	N/A	15uL	100mL	P&T Water	300
MAX Gas Continuing Calibrations/Lab Control Spikes										
Prepared: 8/25/2021						Prepared By (Initials): CH				
Expires: 8/26/2021										
Initial Standard Information						Final Standard Information				
Name of Initial Standard (QAU Label)	Supplier	Supplier P/N#	Conc. (ug/mL)	Lot Number - QA Number	Exp. Date (1 yr)	Exp. Date (Manufacturers)	Allquot From Stock	Final Volume	Solvent	Final Standard Conc. (ug/mL)
VOA Gasses Standards	Phenova	300ug/L	2,000	Prepared 06/23/21	1/4/2022	N/A	15uL	100mL	P&T Water	300

## Injection Log

Directory: M:\MAX\DATA\210825\

Line	Vial	FileName	Multiplier	SampleName	Misc Info	Injected
1	2	0825M12.D	1	0.3ug/L VOC STD 8/25/21	IS&S 6/4/21	25 Aug 21 15:15
2	3	0825M13.D	1	0.5ug/L VOC STD 8/25/21	IS&S 6/4/21	25 Aug 21 15:43
3	4	0825M14.D	1	1ug/L VOC STD 8/25/21	IS&S 6/4/21	25 Aug 21 16:11
4	5	0825M15.D	1	2ug/L VOC STD 8/25/21	IS&S 6/4/21	25 Aug 21 16:39
5	6	0825M16.D	1	5ug/L VOC STD 8/25/21	IS&S 6/4/21	25 Aug 21 17:07
6	7	0825M17.D	1	10ug/L VOC STD 8/25/21	IS&S 6/4/21	25 Aug 21 17:35
7	8	0825M18.D	1	20ug/L VOC STD 8/25/21	IS&S 6/4/21	25 Aug 21 18:03
8	9	0825M19.D	1	40ug/L VOC STD 8/25/21	IS&S 6/4/21	25 Aug 21 18:31
9	10	0825M20.D	1	100ug/L VOC STD 8/25/21	IS&S 6/4/21	25 Aug 21 18:59
10	13	0825M23.D	1	20ug/L GAS STD 8/25/21	IS&S 6/4/21	25 Aug 21 20:23
11	14	0825M24.D	1	50ug/L GAS STD 8/25/21	IS&S 6/4/21	25 Aug 21 20:51
12	15	0825M25.D	1	100ug/L GAS STD 8/25/21	IS&S 6/4/21	25 Aug 21 21:19
13	16	0825M26.D	1	300ug/L GAS STD 8/25/21	IS&S 6/4/21	25 Aug 21 21:47
14	17	0825M27.D	1	600ug/L GAS STD 8/25/21	IS&S 6/4/21	25 Aug 21 22:14
15	18	0825M28.D	1	800ug/L GAS STD 8/25/21	IS&S 6/4/21	25 Aug 21 22:42
16	19	0825M29.D	1	1000ug/L GAS STD 8/25/21	IS&S 6/4/21	25 Aug 21 23:10
17	21	0825M31.D	1	(SS) 300ug/L GAS STD 8/25/21	IS&S 6/4/21	26 Aug 21 00:06



## Injection Log

Directory: M:\MAX\DATA\211111\

Line	Vial	FileName	Multiplier	SampleName	Misc Info	Injected
1	5	1115M05.D	1	211115A CCV 300ug/L	IS&S 8/4/21	15 Nov 21 10:25
2	6	1115M06.D	1	211115A LCS 300ug/L	IS&S 8/4/21	15 Nov 21 10:53
3	7	1115M07.D	1	211115A LCSD 300ug/L	IS&S 8/4/21	15 Nov 21 11:22
4	8	1115M08.D	1	211115A BLK	IS&S 8/4/21	15 Nov 21 11:50
5	15	1115M15.D	1	BA46102W01	IS&S 8/4/21	15 Nov 21 15:09
6	16	1115M16.D	1	BA46103W01	IS&S 8/4/21	15 Nov 21 15:37
7	17	1115M17.D	1	BA46104W01	IS&S 8/4/21	15 Nov 21 16:05
8	18	1115M18.D	1	BA46105W01	IS&S 8/4/21	15 Nov 21 16:34
9	19	1115M19.D	1	BA46106W01	IS&S 8/4/21	15 Nov 21 17:02
10	20	1115M20.D	1	BA46107W01	IS&S 8/4/21	15 Nov 21 17:31
11	21	1115M21.D	1	BA46108W01	IS&S 8/4/21	15 Nov 21 17:59
12	22	1115M22.D	1	BA46109W01	IS&S 8/4/21	15 Nov 21 18:27
13	26	1115M26.D	1	Ending CCV 300ug/L 11/15/21	IS&S 8/4/21	15 Nov 21 20:21

**INORGANIC ANALYSIS**  
**Calibration and Raw Data**



Name of Final Standard TOC Calibration Curve  
 Prep Date 10/25/2021  
 Exp Date 10/25/2022

Prep'd By (Initials) KS

Initial Standard Information						Final Standard Information			
Name of Initial Standard (from container Label)	Supplier	Supplier P/N# (or APPL Mix Name)	Conc.(range)	Lot # with QA # (or reference to APPL prep date)	Exp Date	Aliquot from Stock	Final Volume	Final Solvent + Lot# (or APPL Prep Date)	Final Standard Conc (range)
Total Organic Carbon (TOC) Standard Cal 1	Agilent	IQC-106-5	1000 mg/L	0006588597-51848	3/31/2023	20 uL	40 mL	DI Water	0.5 ppm
Total Organic Carbon (TOC) Standard Cal 2	Agilent	IQC-106-5	1000 mg/L	0006588597-51848	3/31/2023	80 uL	40 mL	DI Water	2 ppm
Total Organic Carbon (TOC) Standard Cal 3	Agilent	IQC-106-5	1000 mg/L	0006588597-51848	3/31/2023	200 uL	40 mL	DI Water	5 ppm
Total Organic Carbon (TOC) Standard Cal 4	Agilent	IQC-106-5	1000 mg/L	0006588597-51848	3/31/2023	400 uL	40 mL	DI Water	10 ppm
Total Organic Carbon (TOC) Standard Cal 5	Agilent	IQC-106-5	1000 mg/L	0006588597-51848	3/31/2023	800 uL	40 mL	DI Water	20 ppm

Name of Final Standard ICV (TOC)  
 Prep Date 10/25/2021  
 Exp Date 10/25/2022

Prep'd By (Initials) KS

Initial Standard Information						Final Standard Information			
Name of Initial Standard (from container Label)	Supplier	Supplier P/N# (or APPL Mix Name)	Conc.(range)	Lot # with QA # (or reference to APPL prep date)	Exp Date	Aliquot from Stock	Final Volume	Final Solvent + Lot# (or APPL Prep Date)	Final Standard Conc (range)
1000 PPM ICV TOC Intermediate	APPL Inc.	IQC-106-5	1000 mg/L	0006465171-49409	6/30/2021	400 uL	40mL	DI Water	10 ppm

ICV recertified against the non-expired calibration

Name of Final Standard CCV (TOC)  
 Prep Date See Data  
 Exp Date 1 year

Prep'd By (Initials) EA

Initial Standard Information						Final Standard Information			
Name of Initial Standard (from container Label)	Supplier	Supplier P/N# (or APPL Mix Name)	Conc.(range)	Lot # with QA # (or reference to APPL prep date)	Exp Date	Aliquot from Stock	Final Volume	Final Solvent + Lot# (or APPL Prep Date)	Final Standard Conc (range)
Total Organic Carbon (TOC) Standard	Agilent	IQC-1 06-5	1000 mg/L	0006588597-51848	3/31/2023	200 uL	40 mL	DI Water	5 ppm

Name of Final Standard TOC LCS/LCSD  
 Prep Date See Data  
 Exp Date 1 year

Prep'd By (Initials) EA

Initial Standard Information						Final Standard Information			
Name of Initial Standard (from container Label)	Supplier	Supplier P/N# (or APPL Mix Name)	Conc.(range)	Lot # with QA # (or reference to APPL prep date)	Exp Date	Aliquot from Stock	Final Volume	Final Solvent + Lot# (or APPL Prep Date)	Final Standard Conc (range)
Total Organic Carbon (TOC) Standard	Agilent	IQC-106-5	1000 mg/L	0006588597-51848	3/31/2023	200 uL	40 mL	DI Water	5 ppm

Name of Final Standard TOC MS/MSD  
 Prep Date See Data  
 Exp Date 1 year

Prep'd By (Initials) EA

Initial Standard Information						Final Standard Information			
Name of Initial Standard (from container Label)	Supplier	Supplier P/N# (or APPL Mix Name)	Conc.(range)	Lot # with QA # (or reference to APPL prep date)	Exp Date	Aliquot from Stock	Final Volume	Final Solvent + Lot# (or APPL Prep Date)	Final Standard Conc (range)
Total Organic Carbon (TOC) Standard	Agilent	IQC-106-5	1000 mg/L	0006588597-51848	3/31/2023	200 uL	40 mL	sample	5 ppm