



908 North Temperance Ave. ▽ Clovis, CA 93611 ▽ Phone 559-275-2175 ▽ Fax 559-275-4422

Certification Number: CA1312
NELAP Certification number: CA00046
DoD-ELAP Certificate number: 4064.01

Data Validatable Report

November 30, 2021

AECOM
1001 Bishop Street, Suite 1600
Honolulu, Hawaii 96813

Attn: Alethea Ramos

Title: Report of Data: Case 98096

Project: 60571032 CV18F0126 Red Hill Fuel Storage, HI

Contract #: Prime contract # for DoD: NAVY CLEAN N62742-17-F-1800, CV18F0126
Subcontract: 18S-22209-HI27

Dear Ms. Ramos:

Eight water samples were received November 4, 2021. Written results for the requested analyses are being provided on this November 30, 2021.

Results in this report apply to the samples analyzed in accordance with the chain of custody document. This analytical report must be reproduced in its entirety.

If you have any questions or require further information, please contact your APPL Project Manager, Libby Cheeseborough, libby@applinc.com, at your convenience. Thank you for choosing APPL, Inc.

I certify that this data package is in compliance with the terms and conditions of the contract, both technically and for completeness, for other than the conditions detailed above. These test results meet all requirements of NELAC and DoD QSM. Release of the hard copy has been authorized by the Laboratory Manager or his designee, as verified by the following signature.

Loren Portwood, Laboratory Director
APPL, Inc.

LP/lac
Enclosure
cc: File

Data Validation Package
for
60571032 CV18F0126 Red Hill Fuel Storage
APPL SDG 98096
TABLE OF CONTENTS

LABORATORY NAME: APPL, Inc.

Case Narrative	<u>3</u>
Sample Management Records	<u>8</u>
Sample Results	<u>15</u>
QC Forms	<u>52</u>
Method 8015B Calibration Data	<u>110</u>
Method 8015B Raw Data	<u>136</u>
Method 8015B Silica Gel Calibration Data	<u>158</u>
Method 8015B Silica Gel Raw Data	<u>203</u>
Method 8015B Blank Calibration Data	<u>227</u>
Method 8015B Blank Raw Data	<u>256</u>
Method 8270D SIM Calibration Data	<u>277</u>
Method 8270D SIM Raw Data	<u>304</u>
Method 8260B Calibration Data	<u>340</u>
Method 8260B Raw Data	<u>416</u>
Method 8260B GRO Calibration Data	<u>462</u>
Method 8260B GRO Raw Data	<u>521</u>
Inorganic Analyses and Calibration Raw Data	<u>563</u>

CASE NARRATIVE

Case Narrative

ARF: 98096

Project: 60571032 CV18F0126 Red Hill Fuel Storage. HI

Sample Receipt Information:

Eight water samples were received November 4, 2021 at 1.1°C, and 2.1°C. The sample group was assigned Analytical Request Form (ARF) number 98096.

Sample Preparation and Analysis Information:

For the EPA 8015B analysis, the sample was extracted according to EPA method 3520C. The sample extracts were silica gel cleaned according to APPL's SOP CLN004 and placed on hold.

For the EPA 8015B analysis, pre-extraction sample blanks were extracted according to EPA method 3520C before the method QC and field samples. The sample blanks are included in this report.

For the EPA 8270D SIM analysis, the sample was extracted according to EPA method 3520C.

For the EPA 8260B analysis, the samples were purged according to EPA method 5030B.

For the EPA 9060 analysis, the samples were prepared according to the method.

Only the portion of the injection log relative to these samples is included. A full sequence log is available upon request. Measurement uncertainty can be reported upon request.

Analytical Exceptions, Deviations and Abnormalities.

EPA 8015B: For the 211108A-LCS/LCSD, the RPD recovers above the upper limit.

EPA 8015B SGC: For the 211108A-LCS/LCSD, the RPD recovers above the upper limit. For the 211108A-LCSD recovers Oil above the upper control limit.

qryCOC_APPLCaseNarrativeReport

SDG	Received	Client ID	APPL ID	Collected DateTime	Matrix	Method	Method Description
98096	11/4/2021	ERH1871	BA45107	11/3/2021 10:43:00 AM	WATER	EPA 8260B	EPA 8260B BTEX WATER
98096	11/4/2021	ERH1871	BA45107	11/3/2021 10:43:00 AM	WATER	EPA 8260B	EPA 8260B GRO WATER
98096	11/4/2021	ERH1872	BA45108	11/3/2021 10:45:00 AM	WATER	EPA 8260B	EPA 8260B BTEX WATER
98096	11/4/2021	ERH1872	BA45108	11/3/2021 10:45:00 AM	WATER	EPA 8015B-eHL	EPA 8015B TPH WATER L-L SGC
98096	11/4/2021	ERH1872	BA45108	11/3/2021 10:45:00 AM	WATER	EPA 8015B-eHL	EPA 8015B TPH LIQ-LIQ
98096	11/4/2021	ERH1872	BA45108	11/3/2021 10:45:00 AM	WATER	EPA 8260B	EPA 8260B GRO WATER
98096	11/4/2021	ERH1872	BA45108	11/3/2021 10:45:00 AM	WATER	8270D-SIM	EPA 8270D SIM LIQ-LIQ
98096	11/4/2021	ERH1872	BA45108	11/3/2021 10:45:00 AM	WATER	SW846 9060A	9060A TOC
98096	11/4/2021	ERH1874	BA45109	11/3/2021 10:35:00 AM	WATER	EPA 8260B	EPA 8260B BTEX WATER
98096	11/4/2021	ERH1874	BA45109	11/3/2021 10:35:00 AM	WATER	EPA 8260B	EPA 8260B GRO WATER
98096	11/4/2021	ERH1875	BA45110	11/3/2021 11:40:00 AM	WATER	EPA 8260B	EPA 8260B BTEX WATER
98096	11/4/2021	ERH1875	BA45110	11/3/2021 11:40:00 AM	WATER	EPA 8015B-eHL	EPA 8015B TPH WATER L-L SGC
98096	11/4/2021	ERH1875	BA45110	11/3/2021 11:40:00 AM	WATER	EPA 8015B-eHL	EPA 8015B TPH LIQ-LIQ
98096	11/4/2021	ERH1875	BA45110	11/3/2021 11:40:00 AM	WATER	EPA 8260B	EPA 8260B GRO WATER
98096	11/4/2021	ERH1875	BA45110	11/3/2021 11:40:00 AM	WATER	8270D-SIM	EPA 8270D SIM LIQ-LIQ
98096	11/4/2021	ERH1875	BA45110	11/3/2021 11:40:00 AM	WATER	SW846 9060A	9060A TOC
98096	11/4/2021	ERH1877	BA45111	11/3/2021 12:43:00 PM	WATER	EPA 8260B	EPA 8260B BTEX WATER
98096	11/4/2021	ERH1877	BA45111	11/3/2021 12:43:00 PM	WATER	EPA 8260B	EPA 8260B GRO WATER
98096	11/4/2021	ERH1878	BA45112	11/3/2021 12:50:00 PM	WATER	EPA 8260B	EPA 8260B BTEX WATER
98096	11/4/2021	ERH1878	BA45112	11/3/2021 12:50:00 PM	WATER	EPA 8015B-eHL	EPA 8015B TPH WATER L-L SGC
98096	11/4/2021	ERH1878	BA45112	11/3/2021 12:50:00 PM	WATER	EPA 8015B-eHL	EPA 8015B TPH LIQ-LIQ
98096	11/4/2021	ERH1878	BA45112	11/3/2021 12:50:00 PM	WATER	EPA 8260B	EPA 8260B GRO WATER
98096	11/4/2021	ERH1878	BA45112	11/3/2021 12:50:00 PM	WATER	8270D-SIM	EPA 8270D SIM LIQ-LIQ
98096	11/4/2021	ERH1878	BA45112	11/3/2021 12:50:00 PM	WATER	SW846 9060A	9060A TOC
98096	11/4/2021	ERH1880	BA45113	11/3/2021 9:35:00 AM	WATER	EPA 8260B	EPA 8260B BTEX WATER
98096	11/4/2021	ERH1880	BA45113	11/3/2021 9:35:00 AM	WATER	EPA 8260B	EPA 8260B GRO WATER
98096	11/4/2021	ERH1881	BA45114	11/3/2021 9:40:00 AM	WATER	EPA 8260B	EPA 8260B BTEX WATER
98096	11/4/2021	ERH1881	BA45114	11/3/2021 9:40:00 AM	WATER	EPA 8015B-eHL	EPA 8015B TPH WATER L-L SGC
98096	11/4/2021	ERH1881	BA45114	11/3/2021 9:40:00 AM	WATER	EPA 8015B-eHL	EPA 8015B TPH LIQ-LIQ
98096	11/4/2021	ERH1881	BA45114	11/3/2021 9:40:00 AM	WATER	EPA 8260B	EPA 8260B GRO WATER
98096	11/4/2021	ERH1881	BA45114	11/3/2021 9:40:00 AM	WATER	8270D-SIM	EPA 8270D SIM LIQ-LIQ
98096	11/4/2021	ERH1881	BA45114	11/3/2021 9:40:00 AM	WATER	SW846 9060A	9060A TOC
98096	11/4/2021	ERH1872 BLANK	BA45115	11/3/2021 10:45:00 AM	WATER	EPA 8015B-eHL	EPA 8015B TPH LIQ-LIQ
98096	11/4/2021	ERH1875 BLANK	BA45116	11/3/2021 11:40:00 AM	WATER	EPA 8015B-eHL	EPA 8015B TPH LIQ-LIQ
98096	11/4/2021	ERH1878 BLANK	BA45117	11/3/2021 12:50:00 PM	WATER	EPA 8015B-eHL	EPA 8015B TPH LIQ-LIQ

qryCOC_APPLCaseNarrativeReport

98096 11/4/2021 ERH1881 BLANK BA45118 11/3/2021 9:40:00 AM WATER EPA 8015B-eHL EPA 8015B TPH LIQ-LIQ

Abbreviations and Flags


FLAG	DESCRIPTION
#	Recovery or RPD outside control limits
*	Recovery or RPD outside control limits
B	Analyte detected in associated method blank
C1	Reason for correction: wrote incorrect response
C2	Reason for correction: calculated incorrectly
C3	Reason for correction: needs to be rechecked
C4	Reason for correction: data not usable
DO	Diluted out
E	Exceeds linear range
F	Estimated value
G1	Includes a wide range of hydrocarbons which does not match our gasoline standard
G10	Includes a match to hydrocarbon profiles within the range of mineral spirits
G11	Includes a match to hydrocarbon profiles within the range of JP-4
G12	Pattern does not match the gasoline standard; the carbon range for this sample is consistent with JP8
G13	Closely resembles the hydrocarbon profile of aviation gasoline
G14	Analyte concentration may be biased due to carry over
G2	Closely resembles the boiling point hydrocarbon profile consistent with weathered gasoline
G3	Includes higher boiling hydrocarbons
G4	Includes dominant peak(s) not indicative of petroleum hydrocarbons
G5	Is mainly dominant peak(s) not indicative of petroleum hydrocarbons
G6	Contains recognizable contaminant peak(s) which has been removed from quantitation
G7	Is mainly a match to hydrocarbons within the range of gasoline
G8	Closely resembles the boiling point hydrocarbon profile consistent with weathered gasoline
G9	Includes hydrocarbons within the range of kerosene
J	Estimated value
M	Matrix effect
MI1	Manual integration: integration does not follow baseline
MI2	Manual integration: non-target peak interference
MI3	Manual integration: to split a peak that was integrated as one peak by the computer
MI4	Manual integration: to integrate a split peak
MI5	Manual integration: the whole peak or part of the peak was not integrated
MI6	Manual integration: computer integrated wrong peak
MI7	Manual integration: other - explain
MDL	Method detection limit
ND	Not detected
NT	Non-target
Q	Acceptance criteria not met
T1 I	Includes wide range of hydrocarbons not indicative of diesel
T1 M	Is mainly wide range of hydrocarbons not necessarily indicative of diesel
T2 I	Includes lower boiling hydrocarbons, i.e. mineral spirits, kerosene, stoddard solvent, white gas
T2 M	Is mainly lower boiling hydrocarbons, i.e. mineral spirits, kerosene, stoddard solvent, white gas
T3 I	Includes higher boiling hydrocarbons, i.e. asphaltene, waster oil, motor oil, or weathered diesel fuel
T3 M	Is mainly higher boiling hydrocarbons, i.e. asphaltene, waster oil, motor oil, or weathered diesel fuel
T4 I	Includes dominant peak(s) not indicative of hydrocarbons
T4 M	Is mainly dominant peak(s) not indicative of hydrocarbons
T5	Contains recognizable contaminant peak(s) which has been removed from quantitation
T6	Is mainly a match to hydrocarbons within range of diesel fuel
T7	Closely resembles the boiling point hydrocarbon profile consistent with diesel fuel
T8	Includes a match to hydrocarbon profiles within range of diesel and kerosene fuel
T9 I	Includes non-diesel hydrocarbons within boiling point range of diesel fuel
T9 M	Is mainly non-diesel hydrocarbons within boiling point range of diesel fuel.
Y	Percent difference between primary and confirmation column > 40%

**SAMPLE RECORDS MANAGEMENT
CHAIN OF CUSTODY,
ARF, CRF, AND
CLIENT COMMUNICATION**

APPL - Analysis Request Form

98096

Client: AECOM
 Address: 1001 Bishop Street, Suite 1600
Honolulu, HI 96813
 Attn: Alethea Ramos
 Phone: 808-954-4536 Fax: 808-523-8950
 Job: 60571032 CV18F0126 Red Hill Fuel Storage
 PO #: 18S-22209-HI27 PO# 102604
 Chain of Custody (Y/N): Y # 53423
 RAD Screen (Y/N): Y pH (Y/N): Y
 Turn Around Type: 1 WEEK

Received by: MSA 
 Date Received: 11/04/21 Time: 11:30
 Delivered by: FEDEX
 Shuttle Custody Seals (Y/N): Y Time Zone: -10
 Chest Temp(s): 1.1,2.1°C
 Color: VFRG/K-PurpleYellow
 Samples Chilled until Placed in Refrig/Freezer: Y
 Project Manager: Libby Cheesebor
 QC Report Type: DVP4DOD/EQUIS/HI
 Due Date: 11/11/21

Comments:

PM: login and F1s to Margie.Pascua@aecom.com & alethea.ramos@aecom.com
AN: INCLUDE STANDARD PREP SHEETS!!!!!!
AN: 7 day TAT for Form 1s; 21 day TAT for PKG STYLE 1; DOD v5.1; DOD Forms: LOD database
Report MS/MSD/DUPs when AECOM sample used
8270 SIM: 1-methylnaphthalene, 2-methylnaphthalene & naphthalene only.
TPH-D/O both with and w/o SGC, reverse surrog for SGC; analyze; DO NOT Q-DELETE.
FR: email ftp info to Margie, alethea.ramos@aecom.com, Stella, trommelfanger@lab-data.com & jcanlas@la
EDD: AECOM EQUIS EDD 2.5.3 to alethea.ramos@, Margie.Pascua@aecom.com, jecklund@lab-data.com





Sample Distribution:

GC: 4-\$DOC53SGCW5LIQ, 4-\$DOC53W5LIQ, 4-\$SIM53LIQ51, 4-\$RHBLKETBLK
Extractions: 4- LIQ003, 8- LIQ005, 4- LIQ005SGC
VOA: 8-\$86BTOTXDOD5W, 8-\$GASBL, 8-\$GRO86BW
Wetlab: 4-\$TOCW53

Charges:

Invoice To:

ACCOUNTS PAYABLE
1001 Bishop Street, Ste 1600
USAPImaging@aecom.com
mary.basano@aecom.com

Client ID	APPL ID	Sampled	Analyses Requested
1. ERH1871	LCSD BA45107W 	11/03/21 10:43	\$86BTOTXDOD5W, \$GASBL, \$GRO86BW -- See Comments
2. ERH1872	LCSD BA45108W 	11/03/21 10:45	\$86BTOTXDOD5W, \$DOC53SGCW5LIQ, \$DOC53W5LIQ, \$GASBL, \$GRO86BW, \$SIM53LIQ51, \$TOCW53 -- See Comments
3. ERH1874	LCSD BA45109W 	11/03/21 10:35	\$86BTOTXDOD5W, \$GASBL, \$GRO86BW -- See Comments
4. ERH1875	LCSD BA45110W 	11/03/21 11:40	\$86BTOTXDOD5W, \$DOC53SGCW5LIQ, \$DOC53W5LIQ, \$GASBL, \$GRO86BW, \$SIM53LIQ51, \$TOCW53 -- See Comments

Note: All times, excluding sample collection times, are Pacific Time Zone unless noted otherwise. Collection times are in: -10 UTC

APPL - Analysis Request Form

98096

5.	ERH1877	LCSD	BA45111W 	11/03/21 12:43	\$86BTOTXDOD5W, \$GASBL, \$GRO86BW -- See Comments
6.	ERH1878	LCSD	BA45112W 	11/03/21 12:50	\$86BTOTXDOD5W, \$DOC53SGCW5LIQ, \$DOC53W5LIQ, \$GASBL, \$GRO86BW, \$SIM53LIQ51, \$TOCW53 -- See Comments
7.	ERH1880	LCSD	BA45113W 	11/03/21 09:35	\$86BTOTXDOD5W, \$GASBL, \$GRO86BW -- See Comments
8.	ERH1881	LCSD	BA45114W 	11/03/21 09:40	\$86BTOTXDOD5W, \$DOC53SGCW5LIQ, \$DOC53W5LIQ, \$GASBL, \$GRO86BW, \$SIM53LIQ51, \$TOCW53 -- See Comments
9.	ERH1872 BLANK	LCSD	BA45115W 	11/03/21 10:45	\$RHBLKETBLK -- See Comments
10.	ERH1875 BLANK	LCSD	BA45116W 	11/03/21 11:40	\$RHBLKETBLK -- See Comments
11.	ERH1878 BLANK	LCSD	BA45117W 	11/03/21 12:50	\$RHBLKETBLK -- See Comments
12.	ERH1881 BLANK	LCSD	BA45118W 	11/03/21 09:40	\$RHBLKETBLK -- See Comments

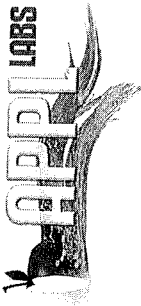
Note: All times, excluding sample collection times, are Pacific Time Zone unless noted otherwise. Collection times are in: -10 UTC

APPL Sample Receipt Form

ARF# 98096

Sample	Container Type	Count	p
BA45107	13 VOAs - HCL	4	NA
BA45108	13 VOAs - HCL	4	NA
	17 Amber Liter	2	NA
	32 Clear VOA - H2SO4	2	NA
	39 Amber Liter, HCL prsvd	2	1.6
BA45109	13 VOAs - HCL	4	NA
BA45110	13 VOAs - HCL	4	NA
	17 Amber Liter	2	NA
	32 Clear VOA - H2SO4	2	NA
	39 Amber Liter, HCL prsvd	2	1.6
BA45111	13 VOAs - HCL	4	NA
BA45112	13 VOAs - HCL	4	NA
	17 Amber Liter	2	NA
	32 Clear VOA - H2SO4	2	NA
	39 Amber Liter, HCL prsvd	2	1.6
BA45113	13 VOAs - HCL	4	NA
BA45114	13 VOAs - HCL	4	NA
	17 Amber Liter	2	NA
	32 Clear VOA - H2SO4	2	NA
	39 Amber Liter, HCL prsvd	2	1.6
BA45115	39 Amber Liter, HCL prsvd	1	NA
BA45116	39 Amber Liter, HCL prsvd	1	NA
BA45117	39 Amber Liter, HCL prsvd	1	NA
BA45118	39 Amber Liter, HCL prsvd	1	NA

Sample Container Type Count p



APPL, Inc.
908 N Temperance Ave
Clovis, CA 93611
www.applinc.com

CHAIN OF CUSTODY
Phone: (559) 275-2175
Fax: (559) 275-4422
coc@applinc.com C.O.C. 53423 NOI

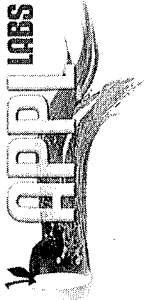
PLEASE PRINT

PLEASE PRINT

Report to: _____ Invoice to: _____
 Company Name: _____ Company Name: _____
 Address: _____ Address: _____
 Attn: _____ Attn: _____
 Email: _____ Email: _____
 Phone: _____ Phone: _____
 Fax: _____ Fax: _____
 Accounts Payable
 Email: USAP/Imaging@aecom.com

Project Name/Number	Sampler (Print)	Location	Date Collected	Time Collected	Time Zone	No. of Containers	Matrix			Analysis Requested/Method Number						Date Shipped:	Carrier:	Waybill No.:	Comments:		
							Aq	Sed	Soil	TPH-G by 8260	TPH-dp 8015	TPH-4-56C	TPH-4-8015	TPH-4-8015	TPH-4-8015					TPH-4-8015	TPH-4-8015
60571032.02.20.01	GM, NL, CF		11/3/21	1043	HST	4	X			X	X	X	X	X	X	X	11/3/21	FedEx		Note: Log NOI in separate SDG from other co's	
102604	GM, NL, CF					10	X			X	X	X	X	X	X	X					
ERH1871	TRIP Blank					4	X			X	X	X	X	X	X	X					
ERH1872	RHMWO1R			1045		10	X			X	X	X	X	X	X	X					
ERH1874	TRIP Blank			1035		4	X			X	X	X	X	X	X	X					
ERH1875	RHMWO2			1140		10	X			X	X	X	X	X	X	X					
ERH1877	TRIP Blank			1250		0	X			X	X	X	X	X	X	X					
ERH1878	RHMWO3			0935		0	X			X	X	X	X	X	X	X					
ERH1880	TRIP Blank			0935		0	X			X	X	X	X	X	X	X					
ERH1881	RHMWO5			0940		0	X			X	X	X	X	X	X	X					
Shuttle Temperature: 4.0/2.1°C		Turnaround Requested: Check one.																			
R303.0/1.1°C		Standard 2-3 wk		One week		3 days		24/48 Hrs.		Other											
Relinquished by sampler:		Date		Time		Received by:		Date		Time		Relinquished by:		Date		Time		Received by:			
Alexander Edmonds		11/3/21		1506		Received by:		11-4-21		1130		Received at lab by:									

White: Return to client with report
 Yellow: Laboratory Copy
 See reverse side for Container Preservative and Sampling Information



APPL, Inc.
908 N Temperance Ave
Clovis, CA 93611
www.applinc.com

CHAIN OF CUSTODY RECORD
Phone: (559) 275-2175
Fax: (559) 275-4422
coc@applinc.com
C.O.C. 53424 NOI #4

2/2

Report to: _____ Invoice to: _____ PLEASE PRINT

Company Name: _____ Phone: _____

Address: _____ Company Name: _____

Address: _____ Phone: _____

Attn: _____ Attn: _____

Email: _____ Email: _____

Accounts Payable
Email: USAPImaging@aecom.com

Project Name/Number	Sampler (Print)	Date Collected	Time Collected	Time Zone	No. of Containers			Analysis Requested/Method Number			Date Shipped			
					Ag	Sed	Soil	TPH-G by 860	TPH-% by 8075	TPH-% by 8075		Carrier	Waybill No.	Comments
60571032.02.20.01	Gm, NL, CF	11/3/21	1043	AST	0	0	0	X	X	X	11/3/21	Fed EX		
102604	CMU abn for GM, NL, CF				0	0	0	X	X	X	11/3/21			Note: Log NOI in separate SBG from other SOCs
ERH1871	Trip Blank		1043	AST	0	0	0	X	X	X				
ERH1872	RHMW01R		1045		0	0	0	X	X	X				
ERH1874	Trip Blank		1035		0	0	0	X	X	X				
ERH1875	RHMW02		1146		0	0	0	X	X	X				
ERH1877	Trip Blank		1243		4	0	0	X	X	X				TPH-% and PHH'S need liquid-liquid extraction
ERH1878	RHMW03		1250		10	0	0	X	X	X				* Naphthalene
ERH1880	Trip Blank		0935		4	0	0	X	X	X				
ERH1881	RHMW05		0940		10	0	0	X	X	X				1-methylnaphthalene 2-methylnaphthalene

Shuttle Temperature: _____

Turnaround Requested: Check one
 Standard 2-3 wk
 One week
 3 days
 24/48 Hrs.
 Other: _____

Sample Disposal:
 Return to client
 Disposal by Lab (30-day retention)

Relinquished by sampler: _____ Date: _____ Time: _____ Received by: _____ Date: _____ Time: _____

Relinquished by: Alexander Edwards 11/3/21 1506 Received by: _____ Date: 11-4-21 1130

White: Return to client with report
Yellow: Laboratory Copy
See reverse side for Container Preservative and Sampling Information

COOLER RECEIPT FORM

ARF: 98096

- 1) Project: 60571032 CV18F0126 Red Hill Fuel Storage Date Received: 11/4/2021
- 2) Coolers: Number of Coolers: 2
- 3) YES Were custody seals present and intact?
How many? 4 Name/Date on seal? SEE BELOW
- 4) YES Was there a shipping slip? Carrier name: FEDEX
- 5) Type of packing in cooler: bubble wrap popcorn foam plastic bags other
 wet ice dry ice no ice gel ice
- 6) YES Were cooler temperatures acceptable?
- 7) Serial number of calibrated thermometer used: R3 CF: -1.9°C
- 8) Cooler temp(s): In °C. Thermometer Temp / Corrected Temp
1: 4.0/2.1 2: 3.0/1.1 3: _____ 4: _____ 5: _____ 6: _____
7: _____ 8: _____ 9: _____ 10: _____ 11: _____ 12: _____

Chain of custody:

- 9) YES Was a chain of custody received?
- 10) YES Were the custody papers complete/signed in the appropriate places?

Sample Labels:

- 11) YES Were all sample labels complete (sample ID, date/time of sampling, etc.)?
- 12) YES Did all container labels agree with custody papers?

Sample Containers:

- 13) YES Were all containers sealed in separate bags?
- 14) YES Did all containers arrive in good condition:(unbroken, no leakage, no cracked/broken lids)?
- 15) YES Were correct containers and preservatives used for the tests indicated?
- 16) YES Was a sufficient amount of sample sent for tests indicated?
- 17) Yes Were bubbles present in volatile samples?

If yes, the following were received with air bubbles:

Larger than a pea:

Smaller than a pea: BA45108W02--W04, BA45110W01-W04, BA45112W02-W04

Preservation Hold time:

- 18) Yes Was a sufficient amount of holding time remaining to analyze the samples?
- 19) Yes Was the pH taken of all non-VOA preserved samples and written on the sample container?
- 20) Yes Was the pH of acid preserved non-VOA samples < 2?
- 21) NA Was the pH of the "basic" preserved samples for Cyanide > 12, Sulfide >9, Hexchrom >9?
- 22) NO Were unpreserved VOA Vials received for VOA Dept analysis?
- 23) NA If "yes", are the unpreserved VOA vials noted in the ADD TEST FIELD on the ARF?

pH strip lot number: HC029115

Lab notified if pH was not adequate:

Notes/Deficiencies:

CUSTODY SEAL

APPL, Inc. (559) 275-2175

Initials MY Date 11/2/21

Personnel receiving samples: MS Second reviewer: MS

Personnel labeling samples: DH

Project manager notified: MS Date/Time of notification 11/4/2021

Name of client notified: Date/Time of notification

SAMPLE RESULTS

EPA 8015B TPH WATER L-L SGC

AECOM
1001 Bishop Street, Suite 1600
Honolulu, HI 96813

APPL Inc.
908 North Temperance Avenue
Clovis, CA 93611

Attn: Alethea Ramos

Project: 60571032 CV18F0126 Red Hill Fuel Storage

ARF: 98096

Sample ID: ERH1872

APPL ID: BA45108

Sample Collection Date: 11/03/21

QCG: #DOC53-211108A1-270428

Method	Analyte	Result	LOQ	LOD	DL	Units	Extraction Date	Analysis Date
EPA 8015B-e	DIESEL (C10-C24)	300.0 U	320	300.0	150.0	ug/L	11/08/21	11/10/21
EPA 8015B-e	OIL (C24-C40)	300.0 U	320	300.0	150.0	ug/L	11/08/21	11/10/21
EPA 8015B-e	SURROGATE: (R) DECANOIC ACID (S)	0.0	0-1			%	11/08/21	11/10/21
EPA 8015B-e	SURROGATE: OCTACOSANE (S)	102	60-142			%	11/08/21	11/10/21
EPA 8015B-e	SURROGATE: ORTHO-TERPHENYL (S)	81.9	56-125			%	11/08/21	11/10/21

Quant Method: DEC0911.M
Run #: 1110027
Instrument: Apollo
Sequence: 211110
Dilution Factor: 1
Initials: KAB

Printed: 11/13/2021 4:15:32 PM
APPL-F1-SC-NoMC-REG MDLs-DOD

EPA 8015B TPH LIQ-LIQ

AECOM
1001 Bishop Street, Suite 1600
Honolulu, HI 96813

Attn: Alethea Ramos

Project: 60571032 CV18F0126 Red Hill Fuel Storage

Sample ID: ERH1872

Sample Collection Date: 11/03/21

APPL Inc.
908 North Temperance Avenue
Clovis, CA 93611

ARF: 98096

APPL ID: BA45108

QCG: #DOC53-211108A-270426

Method	Analyte	Result	LOQ	LOD	DL	Units	Extraction Date	Analysis Date
EPA 8015B-e	DIESEL (C10-C24)	480	320	300.0	150.0	ug/L	11/08/21	11/11/21
EPA 8015B-e	OIL (C24-C40)	150 J	320	300.0	150.0	ug/L	11/08/21	11/11/21
EPA 8015B-e	SURROGATE: OCTACOSANE (S)	80.7	60-142			%	11/08/21	11/11/21
EPA 8015B-e	SURROGATE: ORTHO-TERPHENYL (S)	65.4	56-125			%	11/08/21	11/11/21

J = Estimated value.

Quant Method: DOC1028.M
Run #: 1110039
Instrument: Apollo
Sequence: 211110
Dilution Factor: 1
Initials: KAB

Printed: 11/13/2021 4:15:32 PM
APPL-F1-SC-NoMC-REG MDLs-DOD

EPA 8015B TPH WATER L-L SGC

AECOM
1001 Bishop Street, Suite 1600
Honolulu, HI 96813

APPL Inc.
908 North Temperance Avenue
Clovis, CA 93611

Attn: Alethea Ramos

Project: 60571032 CV18F0126 Red Hill Fuel Storage

ARF: 98096

Sample ID: ERH1875

APPL ID: BA45110

Sample Collection Date: 11/03/21

QCG: #DOC53-211108A1-270428

Method	Analyte	Result	LOQ	LOD	DL	Units	Extraction Date	Analysis Date
EPA 8015B-e	DIESEL (C10-C24)	1100	320	300.0	150.0	ug/L	11/08/21	11/10/21
EPA 8015B-e	OIL (C24-C40)	190 J	320	300.0	150.0	ug/L	11/08/21	11/10/21
EPA 8015B-e	SURROGATE: (R) DECANOIC ACID (S)	0.0	0-1			%	11/08/21	11/10/21
EPA 8015B-e	SURROGATE: OCTACOSANE (S)	148 #	60-142			%	11/08/21	11/10/21
EPA 8015B-e	SURROGATE: ORTHO-TERPHENYL (S)	113	56-125			%	11/08/21	11/10/21

J = Estimated value.

= Recovery (or RPD) is outside QC limits.

Quant Method: DEC0911.M
Run #: 1110028
Instrument: Apollo
Sequence: 211110
Dilution Factor: 1
Initials: KAB

Printed: 11/13/2021 4:15:32 PM
APPL-F1-SC-NoMC-REG MDLs-DOD

EPA 8015B TPH LIQ-LIQ

AECOM
1001 Bishop Street, Suite 1600
Honolulu, HI 96813

Attn: Alethea Ramos

Project: 60571032 CV18F0126 Red Hill Fuel Storage

Sample ID: ERH1875

Sample Collection Date: 11/03/21

APPL Inc.
908 North Temperance Avenue
Clovis, CA 93611

ARF: 98096

APPL ID: BA45110

QCG: #DOC53-211108A-270426

Method	Analyte	Result	LOQ	LOD	DL	Units	Extraction Date	Analysis Date
EPA 8015B-e	DIESEL (C10-C24)	2400	320	300.0	150.0	ug/L	11/08/21	11/11/21
EPA 8015B-e	OIL (C24-C40)	340	320	300.0	150.0	ug/L	11/08/21	11/11/21
EPA 8015B-e	SURROGATE: OCTACOSANE (S)	85.4	60-142			%	11/08/21	11/11/21
EPA 8015B-e	SURROGATE: ORTHO-TERPHENYL (S)	69.0	56-125			%	11/08/21	11/11/21

Quant Method: DOC1028.M
Run #: 1110040
Instrument: Apollo
Sequence: 211110
Dilution Factor: 1
Initials: KAB

Printed: 11/13/2021 4:15:32 PM
APPL-F1-SC-NoMC-REG MDLs-DOD

EPA 8015B TPH WATER L-L SGC

AECOM
1001 Bishop Street, Suite 1600
Honolulu, HI 96813

APPL Inc.
908 North Temperance Avenue
Clovis, CA 93611

Attn: Alethea Ramos
Project: 60571032 CV18F0126 Red Hill Fuel Storage

ARF: 98096
APPL ID: BA45112
QCG: #DOC53-211108A1-270428

Sample ID: ERH1878

Sample Collection Date: 11/03/21

Method	Analyte	Result	LOQ	LOD	DL	Units	Extraction Date	Analysis Date
EPA 8015B-e	DIESEL (C10-C24)	300.0 U	320	300.0	150.0	ug/L	11/08/21	11/10/21
EPA 8015B-e	OIL (C24-C40)	300.0 U	320	300.0	150.0	ug/L	11/08/21	11/10/21
EPA 8015B-e	SURROGATE: (R) DECANOIC ACID (S)	0.0	0-1			%	11/08/21	11/10/21
EPA 8015B-e	SURROGATE: OCTACOSANE (S)	128	60-142			%	11/08/21	11/10/21
EPA 8015B-e	SURROGATE: ORTHO-TERPHENYL (S)	101	56-125			%	11/08/21	11/10/21

Quant Method: DEC0911.M
Run #: 1110029
Instrument: Apollo
Sequence: 211110
Dilution Factor: 1
Initials: KAB

Printed: 11/13/2021 4:15:32 PM
APPL-F1-SC-NoMC-REG MDLs-DOD

EPA 8015B TPH LIQ-LIQ

AECOM
1001 Bishop Street, Suite 1600
Honolulu, HI 96813

Attn: Alethea Ramos

Project: 60571032 CV18F0126 Red Hill Fuel Storage

Sample ID: ERH1878

Sample Collection Date: 11/03/21

APPL Inc.
908 North Temperance Avenue
Clovis, CA 93611

ARF: 98096

APPL ID: BA45112

QCG: #DOC53-211108A-270426

Method	Analyte	Result	LOQ	LOD	DL	Units	Extraction Date	Analysis Date
EPA 8015B-e	DIESEL (C10-C24)	180 J	320	300.0	150.0	ug/L	11/08/21	11/11/21
EPA 8015B-e	OIL (C24-C40)	210 J	320	300.0	150.0	ug/L	11/08/21	11/11/21
EPA 8015B-e	SURROGATE: OCTACOSANE (S)	86.4	60-142			%	11/08/21	11/11/21
EPA 8015B-e	SURROGATE: ORTHO-TERPHENYL (S)	68.4	56-125			%	11/08/21	11/11/21

J = Estimated value.

Quant Method: DOC1028.M
Run #: 1110041
Instrument: Apollo
Sequence: 211110
Dilution Factor: 1
Initials: KAB

Printed: 11/13/2021 4:15:32 PM
APPL-F1-SC-NoMC-REG MDLs-DOD

EPA 8015B TPH WATER L-L SGC

AECOM
1001 Bishop Street, Suite 1600
Honolulu, HI 96813

APPL Inc.
908 North Temperance Avenue
Clovis, CA 93611

Attn: Alethea Ramos

Project: 60571032 CV18F0126 Red Hill Fuel Storage

ARF: 98096

Sample ID: ERH1881

APPL ID: BA45114

Sample Collection Date: 11/03/21

QCG: #DOC53-211108A1-270428

Method	Analyte	Result	LOQ	LOD	DL	Units	Extraction Date	Analysis Date
EPA 8015B-e	DIESEL (C10-C24)	300.0 U	320	300.0	150.0	ug/L	11/08/21	11/10/21
EPA 8015B-e	OIL (C24-C40)	300.0 U	320	300.0	150.0	ug/L	11/08/21	11/10/21
EPA 8015B-e	SURROGATE: (R) DECANOIC ACID (S)	0.0	0-1			%	11/08/21	11/10/21
EPA 8015B-e	SURROGATE: OCTACOSANE (S)	86.3	60-142			%	11/08/21	11/10/21
EPA 8015B-e	SURROGATE: ORTHO-TERPHENYL (S)	69.8	56-125			%	11/08/21	11/10/21

Quant Method: DEC0911.M
Run #: 1110030
Instrument: Apollo
Sequence: 211110
Dilution Factor: 1
Initials: KAB

Printed: 11/13/2021 4:15:32 PM
APPL-F1-SC-NoMC-REG MDLs-DOD

EPA 8015B TPH LIQ-LIQ

AECOM
1001 Bishop Street, Suite 1600
Honolulu, HI 96813

Attn: Alethea Ramos

Project: 60571032 CV18F0126 Red Hill Fuel Storage

Sample ID: ERH1881

Sample Collection Date: 11/03/21

APPL Inc.
908 North Temperance Avenue
Clovis, CA 93611

ARF: 98096

APPL ID: BA45114

QCG: #DOC53-211108A-270426

Method	Analyte	Result	LOQ	LOD	DL	Units	Extraction Date	Analysis Date
EPA 8015B-e	DIESEL (C10-C24)	300.0 U	320	300.0	150.0	ug/L	11/08/21	11/11/21
EPA 8015B-e	OIL (C24-C40)	300.0 U	320	300.0	150.0	ug/L	11/08/21	11/11/21
EPA 8015B-e	SURROGATE: OCTACOSANE (S)	87.8	60-142			%	11/08/21	11/11/21
EPA 8015B-e	SURROGATE: ORTHO-TERPHENYL (S)	70.6	56-125			%	11/08/21	11/11/21

Quant Method: DOC1028.M
Run #: 1110042
Instrument: Apollo
Sequence: 211110
Dilution Factor: 1
Initials: KAB

Printed: 11/13/2021 4:15:32 PM
APPL-F1-SC-NoMC-REG MDLs-DOD

EPA 8015B TPH LIQ-LIQ

AECOM
1001 Bishop Street, Suite 1600
Honolulu, HI 96813

Attn: Alethea Ramos

Project: 60571032 CV18F0126 Red Hill Fuel Storage

Sample ID: ERH1872 BLANK

Sample Collection Date: 11/03/21

APPL Inc.
908 North Temperance Avenue
Clovis, CA 93611

ARF: 98096

APPL ID: BA45115

QCG: #RHBLK-211105A-270425

Method	Analyte	Result	LOQ	LOD	DL	Units	Extraction Date	Analysis Date
EPA 8015B-e	DIESEL (C10-C24)	300.0 U	320	300.0	150.0	ug/L	11/05/21	11/09/21
EPA 8015B-e	OIL (C24-C40)	300.0 U	320	300.0	150.0	ug/L	11/05/21	11/09/21
EPA 8015B-e	SURROGATE: OCTACOSANE (S)	85.9	60-142			%	11/05/21	11/09/21
EPA 8015B-e	SURROGATE: ORTHO-TERPHENYL (S)	69.0	56-125			%	11/05/21	11/09/21

Quant Method: DOC1028.M
Run #: 1108063
Instrument: Apollo
Sequence: 211108
Dilution Factor: 1
Initials: KAB

Printed: 11/13/2021 4:15:32 PM
APPL-F1-SC-NoMC-REG MDLs-DOD

EPA 8015B TPH LIQ-LIQ

AECOM
1001 Bishop Street, Suite 1600
Honolulu, HI 96813

Attn: Alethea Ramos

Project: 60571032 CV18F0126 Red Hill Fuel Storage

Sample ID: ERH1875 BLANK

Sample Collection Date: 11/03/21

APPL Inc.
908 North Temperance Avenue
Clovis, CA 93611

ARF: 98096

APPL ID: BA45116

QCG: #RHBLK-211105A-270425

Method	Analyte	Result	LOQ	LOD	DL	Units	Extraction Date	Analysis Date
EPA 8015B-e	DIESEL (C10-C24)	300.0 U	320	300.0	150.0	ug/L	11/05/21	11/09/21
EPA 8015B-e	OIL (C24-C40)	150 J	320	300.0	150.0	ug/L	11/05/21	11/09/21
EPA 8015B-e	SURROGATE: OCTACOSANE (S)	88.5	60-142			%	11/05/21	11/09/21
EPA 8015B-e	SURROGATE: ORTHO-TERPHENYL (S)	71.6	56-125			%	11/05/21	11/09/21

J = Estimated value.

Quant Method: DOC1028.M
Run #: 1108079
Instrument: Apollo
Sequence: 211108
Dilution Factor: 1
Initials: KAB

Printed: 11/13/2021 4:15:32 PM
APPL-F1-SC-NoMC-REG MDLs-DOD

EPA 8015B TPH LIQ-LIQ

AECOM
1001 Bishop Street, Suite 1600
Honolulu, HI 96813

Attn: Alethea Ramos

Project: 60571032 CV18F0126 Red Hill Fuel Storage

Sample ID: ERH1878 BLANK

Sample Collection Date: 11/03/21

APPL Inc.
908 North Temperance Avenue
Clovis, CA 93611

ARF: 98096

APPL ID: BA45117

QCG: #RHBLK-211105A-270425

Method	Analyte	Result	LOQ	LOD	DL	Units	Extraction Date	Analysis Date
EPA 8015B-e	DIESEL (C10-C24)	300.0 U	320	300.0	150.0	ug/L	11/05/21	11/09/21
EPA 8015B-e	OIL (C24-C40)	300.0 U	320	300.0	150.0	ug/L	11/05/21	11/09/21
EPA 8015B-e	SURROGATE: OCTACOSANE (S)	87.5	60-142			%	11/05/21	11/09/21
EPA 8015B-e	SURROGATE: ORTHO-TERPHENYL (S)	70.2	56-125			%	11/05/21	11/09/21

Quant Method: DOC1028.M
Run #: 1108080
Instrument: Apollo
Sequence: 211108
Dilution Factor: 1
Initials: KAB

Printed: 11/13/2021 4:15:32 PM
APPL-F1-SC-NoMC-REG MDLs-DOD

EPA 8015B TPH LIQ-LIQ

AECOM
1001 Bishop Street, Suite 1600
Honolulu, HI 96813

Attn: Alethea Ramos

Project: 60571032 CV18F0126 Red Hill Fuel Storage

Sample ID: ERH1881 BLANK

Sample Collection Date: 11/03/21

APPL Inc.
908 North Temperance Avenue
Clovis, CA 93611

ARF: 98096

APPL ID: BA45118

QCG: #RHBLK-211105A-270425

Method	Analyte	Result	LOQ	LOD	DL	Units	Extraction Date	Analysis Date
EPA 8015B-e	DIESEL (C10-C24)	300.0 U	320	300.0	150.0	ug/L	11/05/21	11/09/21
EPA 8015B-e	OIL (C24-C40)	300.0 U	320	300.0	150.0	ug/L	11/05/21	11/09/21
EPA 8015B-e	SURROGATE: OCTACOSANE (S)	89.3	60-142			%	11/05/21	11/09/21
EPA 8015B-e	SURROGATE: ORTHO-TERPHENYL (S)	71.9	56-125			%	11/05/21	11/09/21

Quant Method: DOC1028.M
Run #: 1108081
Instrument: Apollo
Sequence: 211108
Dilution Factor: 1
Initials: KAB

Printed: 11/13/2021 4:15:32 PM
APPL-F1-SC-NoMC-REG MDLs-DOD

EPA 8270D SIM LIQ-LIQ

AECOM
1001 Bishop Street, Suite 1600
Honolulu, HI 96813

Attn: Alethea Ramos

Project: 60571032 CV18F0126 Red Hill Fuel Storage

Sample ID: ERH1872

Sample Collection Date: 11/03/21

APPL Inc.
908 North Temperance Avenue
Clovis, CA 93611

ARF: 98096

APPL ID: BA45108

QCG: #SIM53-211109AK-271042

Method	Analyte	Result	LOQ	LOD	DL	Units	Extraction Date	Analysis Date
8270D-SIM	1-METHYLNAPHTHALENE	0.12 J	0.2	0.10	0.04	ug/L	11/09/21	11/10/21
8270D-SIM	2-METHYLNAPHTHALENE	0.10 U	0.2	0.10	0.04	ug/L	11/09/21	11/10/21
8270D-SIM	NAPHTHALENE	0.10 U	0.2	0.10	0.04	ug/L	11/09/21	11/10/21
8270D-SIM	SURROGATE: 2-METHYLNAPHTHALEN	81.5	39-114			%	11/09/21	11/10/21
8270D-SIM	SURROGATE: FLUORANTHENE-D10 (S	67.5	58-120			%	11/09/21	11/10/21

J = Estimated value.

Quant Method: K1019.M
Run #: 1019K407
Instrument: KYLO
Sequence: 211019
Dilution Factor: 1
Initials: LSI

Printed: 11/30/2021 11:51:20 AM
APPL-F1-SC-NoMC-REG MDLs-DOD

EPA 8270D SIM LIQ-LIQ

AECOM
1001 Bishop Street, Suite 1600
Honolulu, HI 96813

APPL Inc.
908 North Temperance Avenue
Clovis, CA 93611

Attn: Alethea Ramos

Project: 60571032 CV18F0126 Red Hill Fuel Storage

ARF: 98096

Sample ID: ERH1875

APPL ID: BA45110

Sample Collection Date: 11/03/21

QCG: #SIM53-211109AK-271042

Method	Analyte	Result	LOQ	LOD	DL	Units	Extraction Date	Analysis Date
8270D-SIM	1-METHYLNAPHTHALENE	35	0.2	0.10	0.04	ug/L	11/09/21	11/10/21
8270D-SIM	2-METHYLNAPHTHALENE	35	0.2	0.10	0.04	ug/L	11/09/21	11/10/21
8270D-SIM	NAPHTHALENE	72	0.2	0.10	0.04	ug/L	11/09/21	11/10/21
8270D-SIM	SURROGATE: 2-METHYLNAPHTHALEN	81.9	39-114			%	11/09/21	11/10/21
8270D-SIM	SURROGATE: FLUORANTHENE-D10 (S	63.7	58-120			%	11/09/21	11/10/21

Quant Method: K1019.M
Run #: 1019K408
Instrument: KYLO
Sequence: 211019
Dilution Factor: 1
Initials: LSI

Printed: 11/30/2021 11:51:20 AM
APPL-F1-SC-NoMC-REG MDLs-DOD

EPA 8270D SIM LIQ-LIQ

AECOM
1001 Bishop Street, Suite 1600
Honolulu, HI 96813

APPL Inc.
908 North Temperance Avenue
Clovis, CA 93611

Attn: Alethea Ramos
Project: 60571032 CV18F0126 Red Hill Fuel Storage

ARF: 98096
APPL ID: BA45112
QCG: #SIM53-211109AK-271042

Sample ID: ERH1878

Sample Collection Date: 11/03/21

Method	Analyte	Result	LOQ	LOD	DL	Units	Extraction Date	Analysis Date
8270D-SIM	1-METHYLNAPHTHALENE	0.10 U	0.2	0.10	0.04	ug/L	11/09/21	11/10/21
8270D-SIM	2-METHYLNAPHTHALENE	0.10 U	0.2	0.10	0.04	ug/L	11/09/21	11/10/21
8270D-SIM	NAPHTHALENE	0.10 U	0.2	0.10	0.04	ug/L	11/09/21	11/10/21
8270D-SIM	SURROGATE: 2-METHYLNAPHTHALEN	79.3	39-114			%	11/09/21	11/10/21
8270D-SIM	SURROGATE: FLUORANTHENE-D10 (S	76.6	58-120			%	11/09/21	11/10/21

Quant Method: K1019.M
Run #: 1019K409
Instrument: KYLO
Sequence: 211019
Dilution Factor: 1
Initials: LSI

Printed: 11/30/2021 11:51:20 AM
APPL-F1-SC-NoMC-REG MDLs-DOD

EPA 8270D SIM LIQ-LIQ

AECOM
1001 Bishop Street, Suite 1600
Honolulu, HI 96813

APPL Inc.
908 North Temperance Avenue
Clovis, CA 93611

Attn: Alethea Ramos
Project: 60571032 CV18F0126 Red Hill Fuel Storage

ARF: 98096
APPL ID: BA45114
QCG: #SIM53-211109AK-271042

Sample ID: ERH1881

Sample Collection Date: 11/03/21

Method	Analyte	Result	LOQ	LOD	DL	Units	Extraction Date	Analysis Date
8270D-SIM	1-METHYLNAPHTHALENE	0.10 U	0.2	0.10	0.04	ug/L	11/09/21	11/10/21
8270D-SIM	2-METHYLNAPHTHALENE	0.10 U	0.2	0.10	0.04	ug/L	11/09/21	11/10/21
8270D-SIM	NAPHTHALENE	0.10 U	0.2	0.10	0.04	ug/L	11/09/21	11/10/21
8270D-SIM	SURROGATE: 2-METHYLNAPHTHALEN	79.3	39-114			%	11/09/21	11/10/21
8270D-SIM	SURROGATE: FLUORANTHENE-D10 (S	72.2	58-120			%	11/09/21	11/10/21

Quant Method: K1019.M
Run #: 1019K410
Instrument: KYLO
Sequence: 211019
Dilution Factor: 1
Initials: LSI

Printed: 11/30/2021 11:51:20 AM
APPL-F1-SC-NoMC-REG MDLs-DOD

EPA 8260B BTEX WATER

AECOM
1001 Bishop Street, Suite 1600
Honolulu, HI 96813

Attn: Alethea Ramos

Project: 60571032 CV18F0126 Red Hill Fuel Storage

Sample ID: ERH1871

Sample Collection Date: 11/03/21

APPL Inc.
908 North Temperance Avenue
Clovis, CA 93611

ARF: 98096

APPL ID: BA45107

QCG: #86BTO-211109AM-270235

Method	Analyte	Result	LOQ	LOD	DL	Units	Extraction Date	Analysis Date
EPA 8260B	BENZENE	0.30 U	1.0	0.30	0.15	ug/L	11/09/21	11/09/21
EPA 8260B	ETHYLBENZENE	0.50 U	1.0	0.50	0.23	ug/L	11/09/21	11/09/21
EPA 8260B	TOLUENE	0.30 U	1.0	0.30	0.15	ug/L	11/09/21	11/09/21
EPA 8260B	XYLENES (TOTAL)	0.30 U	2.0	0.30	0.15	ug/L	11/09/21	11/09/21
EPA 8260B	SURROGATE: 1,2-DICHLOROETHANE-	102	81-118			%	11/09/21	11/09/21
EPA 8260B	SURROGATE: 4-BROMOFLUOROBENZ	97.0	85-114			%	11/09/21	11/09/21
EPA 8260B	SURROGATE: DIBROMOFLUOROMETH	105	80-119			%	11/09/21	11/09/21
EPA 8260B	SURROGATE: TOLUENE-D8 (S)	100	89-112			%	11/09/21	11/09/21

Quant Method: M1015W.M
Run #: 1109M14
Instrument: Max
Sequence: 211108
Dilution Factor: 1
Initials: PAN

Printed: 11/11/2021 9:30:35 AM
APPL-F1-SC-NoMC-REG MDLs-DOD

EPA 8260B BTEX WATER

AECOM
1001 Bishop Street, Suite 1600
Honolulu, HI 96813

Attn: Alethea Ramos
Project: 60571032 CV18F0126 Red Hill Fuel Storage

Sample ID: ERH1872

Sample Collection Date: 11/03/21

APPL Inc.
908 North Temperance Avenue
Clovis, CA 93611

ARF: 98096

APPL ID: BA45108

QCG: #86BTO-211109AM-270235

Method	Analyte	Result	LOQ	LOD	DL	Units	Extraction Date	Analysis Date
EPA 8260B	BENZENE	0.30 U	1.0	0.30	0.15	ug/L	11/09/21	11/09/21
EPA 8260B	ETHYLBENZENE	0.50 U	1.0	0.50	0.23	ug/L	11/09/21	11/09/21
EPA 8260B	TOLUENE	0.30 U	1.0	0.30	0.15	ug/L	11/09/21	11/09/21
EPA 8260B	XYLENES (TOTAL)	0.30 U	2.0	0.30	0.15	ug/L	11/09/21	11/09/21
EPA 8260B	SURROGATE: 1,2-DICHLOROETHANE-	104	81-118			%	11/09/21	11/09/21
EPA 8260B	SURROGATE: 4-BROMOFLUOROBENZ	98.0	85-114			%	11/09/21	11/09/21
EPA 8260B	SURROGATE: DIBROMOFLUOROMETH	107	80-119			%	11/09/21	11/09/21
EPA 8260B	SURROGATE: TOLUENE-D8 (S)	103	89-112			%	11/09/21	11/09/21

Quant Method: M1015W.M
Run #: 1109M15
Instrument: Max
Sequence: 211108
Dilution Factor: 1
Initials: PAN

Printed: 11/11/2021 9:30:35 AM
APPL-F1-SC-NoMC-REG MDLs-DOD

EPA 8260B BTEX WATER

AECOM
1001 Bishop Street, Suite 1600
Honolulu, HI 96813

Attn: Alethea Ramos
Project: 60571032 CV18F0126 Red Hill Fuel Storage

Sample ID: ERH1874

Sample Collection Date: 11/03/21

APPL Inc.
908 North Temperance Avenue
Clovis, CA 93611

ARF: 98096

APPL ID: BA45109

QCG: #86BTO-211109AM-270235

Method	Analyte	Result	LOQ	LOD	DL	Units	Extraction Date	Analysis Date
EPA 8260B	BENZENE	0.30 U	1.0	0.30	0.15	ug/L	11/09/21	11/09/21
EPA 8260B	ETHYLBENZENE	0.50 U	1.0	0.50	0.23	ug/L	11/09/21	11/09/21
EPA 8260B	TOLUENE	0.30 U	1.0	0.30	0.15	ug/L	11/09/21	11/09/21
EPA 8260B	XYLENES (TOTAL)	0.30 U	2.0	0.30	0.15	ug/L	11/09/21	11/09/21
EPA 8260B	SURROGATE: 1,2-DICHLOROETHANE-	103	81-118			%	11/09/21	11/09/21
EPA 8260B	SURROGATE: 4-BROMOFLUOROBENZ	96.3	85-114			%	11/09/21	11/09/21
EPA 8260B	SURROGATE: DIBROMOFLUOROMETH	106	80-119			%	11/09/21	11/09/21
EPA 8260B	SURROGATE: TOLUENE-D8 (S)	101	89-112			%	11/09/21	11/09/21

Quant Method: M1015W.M
Run #: 1109M16
Instrument: Max
Sequence: 211108
Dilution Factor: 1
Initials: PAN

Printed: 11/11/2021 9:30:35 AM
APPL-F1-SC-NoMC-REG MDLs-DOD

EPA 8260B BTEX WATER

AECOM
1001 Bishop Street, Suite 1600
Honolulu, HI 96813

Attn: Alethea Ramos

Project: 60571032 CV18F0126 Red Hill Fuel Storage

Sample ID: ERH1875

Sample Collection Date: 11/03/21

APPL Inc.
908 North Temperance Avenue
Clovis, CA 93611

ARF: 98096

APPL ID: BA45110

QCG: #86BTO-211109AM-270235

Method	Analyte	Result	LOQ	LOD	DL	Units	Extraction Date	Analysis Date
EPA 8260B	BENZENE	0.30 U	1.0	0.30	0.15	ug/L	11/09/21	11/09/21
EPA 8260B	ETHYLBENZENE	0.50 U	1.0	0.50	0.23	ug/L	11/09/21	11/09/21
EPA 8260B	TOLUENE	0.30 U	1.0	0.30	0.15	ug/L	11/09/21	11/09/21
EPA 8260B	XYLENES (TOTAL)	0.30 U	2.0	0.30	0.15	ug/L	11/09/21	11/09/21
EPA 8260B	SURROGATE: 1,2-DICHLOROETHANE-	103	81-118			%	11/09/21	11/09/21
EPA 8260B	SURROGATE: 4-BROMOFLUOROBENZ	100	85-114			%	11/09/21	11/09/21
EPA 8260B	SURROGATE: DIBROMOFLUOROMETH	102	80-119			%	11/09/21	11/09/21
EPA 8260B	SURROGATE: TOLUENE-D8 (S)	101	89-112			%	11/09/21	11/09/21

Quant Method: M1015W.M
Run #: 1109M17
Instrument: Max
Sequence: 211108
Dilution Factor: 1
Initials: PAN

Printed: 11/11/2021 9:30:35 AM
APPL-F1-SC-NoMC-REG MDLs-DOD

EPA 8260B BTEX WATER

AECOM
1001 Bishop Street, Suite 1600
Honolulu, HI 96813

Attn: Alethea Ramos

Project: 60571032 CV18F0126 Red Hill Fuel Storage

Sample ID: ERH1877

Sample Collection Date: 11/03/21

APPL Inc.
908 North Temperance Avenue
Clovis, CA 93611

ARF: 98096

APPL ID: BA45111

QCG: #86BTO-211109AM-270235

Method	Analyte	Result	LOQ	LOD	DL	Units	Extraction Date	Analysis Date
EPA 8260B	BENZENE	0.30 U	1.0	0.30	0.15	ug/L	11/09/21	11/09/21
EPA 8260B	ETHYLBENZENE	0.50 U	1.0	0.50	0.23	ug/L	11/09/21	11/09/21
EPA 8260B	TOLUENE	0.30 U	1.0	0.30	0.15	ug/L	11/09/21	11/09/21
EPA 8260B	XYLENES (TOTAL)	0.30 U	2.0	0.30	0.15	ug/L	11/09/21	11/09/21
EPA 8260B	SURROGATE: 1,2-DICHLOROETHANE-	107	81-118			%	11/09/21	11/09/21
EPA 8260B	SURROGATE: 4-BROMOFLUOROBENZ	93.9	85-114			%	11/09/21	11/09/21
EPA 8260B	SURROGATE: DIBROMOFLUOROMETH	108	80-119			%	11/09/21	11/09/21
EPA 8260B	SURROGATE: TOLUENE-D8 (S)	98.5	89-112			%	11/09/21	11/09/21

Quant Method: M1015W.M
Run #: 1109M18
Instrument: Max
Sequence: 211108
Dilution Factor: 1
Initials: PAN

Printed: 11/11/2021 9:30:35 AM
APPL-F1-SC-NoMC-REG MDLs-DOD

EPA 8260B BTEX WATER

AECOM
1001 Bishop Street, Suite 1600
Honolulu, HI 96813

Attn: Alethea Ramos

Project: 60571032 CV18F0126 Red Hill Fuel Storage

Sample ID: ERH1878

Sample Collection Date: 11/03/21

APPL Inc.
908 North Temperance Avenue
Clovis, CA 93611

ARF: 98096

APPL ID: BA45112

QCG: #86BTO-211110AM-270266

Method	Analyte	Result	LOQ	LOD	DL	Units	Extraction Date	Analysis Date
EPA 8260B	BENZENE	0.30 U	1.0	0.30	0.15	ug/L	11/10/21	11/10/21
EPA 8260B	ETHYLBENZENE	0.50 U	1.0	0.50	0.23	ug/L	11/10/21	11/10/21
EPA 8260B	TOLUENE	0.30 U	1.0	0.30	0.15	ug/L	11/10/21	11/10/21
EPA 8260B	XYLENES (TOTAL)	0.30 U	2.0	0.30	0.15	ug/L	11/10/21	11/10/21
EPA 8260B	SURROGATE: 1,2-DICHLOROETHANE-	97.9	81-118			%	11/10/21	11/10/21
EPA 8260B	SURROGATE: 4-BROMOFLUOROBENZ	94.2	85-114			%	11/10/21	11/10/21
EPA 8260B	SURROGATE: DIBROMOFLUOROMETH	97.5	80-119			%	11/10/21	11/10/21
EPA 8260B	SURROGATE: TOLUENE-D8 (S)	102	89-112			%	11/10/21	11/10/21

Quant Method: M1015W.M
Run #: 1110M09
Instrument: Max
Sequence: 211108
Dilution Factor: 1
Initials: PAN

Printed: 11/11/2021 9:30:35 AM
APPL-F1-SC-NoMC-REG MDLs-DOD

EPA 8260B BTEX WATER

AECOM
1001 Bishop Street, Suite 1600
Honolulu, HI 96813

Attn: Alethea Ramos

Project: 60571032 CV18F0126 Red Hill Fuel Storage

Sample ID: ERH1880

Sample Collection Date: 11/03/21

APPL Inc.
908 North Temperance Avenue
Clovis, CA 93611

ARF: 98096

APPL ID: BA45113

QCG: #86BTO-211110AM-270266

Method	Analyte	Result	LOQ	LOD	DL	Units	Extraction Date	Analysis Date
EPA 8260B	BENZENE	0.30 U	1.0	0.30	0.15	ug/L	11/10/21	11/10/21
EPA 8260B	ETHYLBENZENE	0.50 U	1.0	0.50	0.23	ug/L	11/10/21	11/10/21
EPA 8260B	TOLUENE	0.30 U	1.0	0.30	0.15	ug/L	11/10/21	11/10/21
EPA 8260B	XYLENES (TOTAL)	0.30 U	2.0	0.30	0.15	ug/L	11/10/21	11/10/21
EPA 8260B	SURROGATE: 1,2-DICHLOROETHANE-	101	81-118			%	11/10/21	11/10/21
EPA 8260B	SURROGATE: 4-BROMOFLUOROBENZ	97.8	85-114			%	11/10/21	11/10/21
EPA 8260B	SURROGATE: DIBROMOFLUOROMETH	104	80-119			%	11/10/21	11/10/21
EPA 8260B	SURROGATE: TOLUENE-D8 (S)	102	89-112			%	11/10/21	11/10/21

Quant Method: M1015W.M
Run #: 1110M10
Instrument: Max
Sequence: 211108
Dilution Factor: 1
Initials: PAN

Printed: 11/11/2021 9:30:35 AM
APPL-F1-SC-NoMC-REG MDLs-DOD

EPA 8260B BTEX WATER

AECOM
1001 Bishop Street, Suite 1600
Honolulu, HI 96813

Attn: Alethea Ramos

Project: 60571032 CV18F0126 Red Hill Fuel Storage

Sample ID: ERH1881

Sample Collection Date: 11/03/21

APPL Inc.
908 North Temperance Avenue
Clovis, CA 93611

ARF: 98096

APPL ID: BA45114

QCG: #86BTO-211110AM-270266

Method	Analyte	Result	LOQ	LOD	DL	Units	Extraction Date	Analysis Date
EPA 8260B	BENZENE	0.30 U	1.0	0.30	0.15	ug/L	11/10/21	11/10/21
EPA 8260B	ETHYLBENZENE	0.50 U	1.0	0.50	0.23	ug/L	11/10/21	11/10/21
EPA 8260B	TOLUENE	0.30 U	1.0	0.30	0.15	ug/L	11/10/21	11/10/21
EPA 8260B	XYLENES (TOTAL)	0.30 U	2.0	0.30	0.15	ug/L	11/10/21	11/10/21
EPA 8260B	SURROGATE: 1,2-DICHLOROETHANE-	103	81-118			%	11/10/21	11/10/21
EPA 8260B	SURROGATE: 4-BROMOFLUOROBENZ	94.8	85-114			%	11/10/21	11/10/21
EPA 8260B	SURROGATE: DIBROMOFLUOROMETH	103	80-119			%	11/10/21	11/10/21
EPA 8260B	SURROGATE: TOLUENE-D8 (S)	99.9	89-112			%	11/10/21	11/10/21

Quant Method: M1015W.M
Run #: 1110M11
Instrument: Max
Sequence: 211108
Dilution Factor: 1
Initials: PAN

Printed: 11/11/2021 9:30:35 AM
APPL-F1-SC-NoMC-REG MDLs-DOD

EPA 8260B GRO WATER

AECOM
1001 Bishop Street, Suite 1600
Honolulu, HI 96813

Attn: Alethea Ramos
Project: 60571032 CV18F0126 Red Hill Fuel Storage

Sample ID: ERH1871

Sample Collection Date: 11/03/21

APPL Inc.
908 North Temperance Avenue
Clovis, CA 93611

ARF: 98096

APPL ID: BA45107

QCG: #GRO86-211109AM-270327

Method	Analyte	Result	LOQ	LOD	DL	Units	Extraction Date	Analysis Date
EPA 8260B	GASOLINE RANGE ORGANICS	18.0 U	20	18.0	8.6	ug/L	11/09/21	11/09/21
EPA 8260B	SURROGATE: 4-BROMOFLUOROBENZ	98.5	85-114			%	11/09/21	11/09/21

Quant Method: M0825SUR.M
Run #: 1109M14
Instrument: Max
Sequence: 211108
Dilution Factor: 1
Initials: PAN

Printed: 11/12/2021 1:17:53 PM
APPL-F1-SC-NoMC-REG MDLs-DOD

EPA 8260B GRO WATER

AECOM
1001 Bishop Street, Suite 1600
Honolulu, HI 96813

Attn: Alethea Ramos
Project: 60571032 CV18F0126 Red Hill Fuel Storage

Sample ID: ERH1872

Sample Collection Date: 11/03/21

APPL Inc.
908 North Temperance Avenue
Clovis, CA 93611

ARF: 98096

APPL ID: BA45108

QCG: #GRO86-211109AM-270327

Method	Analyte	Result	LOQ	LOD	DL	Units	Extraction Date	Analysis Date
EPA 8260B	GASOLINE RANGE ORGANICS	38	20	18.0	8.6	ug/L	11/09/21	11/09/21
EPA 8260B	SURROGATE: 4-BROMOFLUOROBENZ	99.5	85-114			%	11/09/21	11/09/21

Quant Method: M0825SUR.M
Run #: 1109M15
Instrument: Max
Sequence: 211108
Dilution Factor: 1
Initials: PAN

Printed: 11/12/2021 1:17:53 PM
APPL-F1-SC-NoMC-REG MDLs-DOD

EPA 8260B GRO WATER

AECOM
1001 Bishop Street, Suite 1600
Honolulu, HI 96813

Attn: Alethea Ramos
Project: 60571032 CV18F0126 Red Hill Fuel Storage

Sample ID: ERH1874

Sample Collection Date: 11/03/21

APPL Inc.
908 North Temperance Avenue
Clovis, CA 93611

ARF: 98096

APPL ID: BA45109

QCG: #GRO86-211109AM-270327

Method	Analyte	Result	LOQ	LOD	DL	Units	Extraction Date	Analysis Date
EPA 8260B	GASOLINE RANGE ORGANICS	18.0 U	20	18.0	8.6	ug/L	11/09/21	11/09/21
EPA 8260B	SURROGATE: 4-BROMOFLUOROBENZ	97.7	85-114			%	11/09/21	11/09/21

Quant Method: M0825SUR.M
Run #: 1109M16
Instrument: Max
Sequence: 211108
Dilution Factor: 1
Initials: PAN

Printed: 11/12/2021 1:17:53 PM
APPL-F1-SC-NoMC-REG MDLs-DOD

EPA 8260B GRO WATER

AECOM
1001 Bishop Street, Suite 1600
Honolulu, HI 96813

Attn: Alethea Ramos
Project: 60571032 CV18F0126 Red Hill Fuel Storage

Sample ID: ERH1875

Sample Collection Date: 11/03/21

APPL Inc.
908 North Temperance Avenue
Clovis, CA 93611

ARF: 98096

APPL ID: BA45110

QCG: #GRO86-211109AM-270327

Method	Analyte	Result	LOQ	LOD	DL	Units	Extraction Date	Analysis Date
EPA 8260B	GASOLINE RANGE ORGANICS	71	20	18.0	8.6	ug/L	11/09/21	11/09/21
EPA 8260B	SURROGATE: 4-BROMOFLUOROBENZ	102	85-114			%	11/09/21	11/09/21

Quant Method: M0825SUR.M
Run #: 1109M17
Instrument: Max
Sequence: 211108
Dilution Factor: 1
Initials: PAN

Printed: 11/12/2021 1:17:53 PM
APPL-F1-SC-NoMC-REG MDLs-DOD

EPA 8260B GRO WATER

AECOM
1001 Bishop Street, Suite 1600
Honolulu, HI 96813

APPL Inc.
908 North Temperance Avenue
Clovis, CA 93611

Attn: Alethea Ramos

Project: 60571032 CV18F0126 Red Hill Fuel Storage

Sample ID: ERH1877

Sample Collection Date: 11/03/21

ARF: 98096

APPL ID: BA45111

QCG: #GRO86-211109AM-270327

Method	Analyte	Result	LOQ	LOD	DL	Units	Extraction Date	Analysis Date
EPA 8260B	GASOLINE RANGE ORGANICS	18.0 U	20	18.0	8.6	ug/L	11/09/21	11/09/21
EPA 8260B	SURROGATE: 4-BROMOFLUOROBENZ	95.3	85-114			%	11/09/21	11/09/21

Quant Method: M0825SUR.M
Run #: 1109M18
Instrument: Max
Sequence: 211108
Dilution Factor: 1
Initials: PAN

Printed: 11/12/2021 1:17:53 PM
APPL-F1-SC-NoMC-REG MDLs-DOD

EPA 8260B GRO WATER

AECOM
1001 Bishop Street, Suite 1600
Honolulu, HI 96813

Attn: Alethea Ramos
Project: 60571032 CV18F0126 Red Hill Fuel Storage

Sample ID: ERH1878

Sample Collection Date: 11/03/21

APPL Inc.
908 North Temperance Avenue
Clovis, CA 93611

ARF: 98096

APPL ID: BA45112

QCG: #GRO86-211110AM-270328

Method	Analyte	Result	LOQ	LOD	DL	Units	Extraction Date	Analysis Date
EPA 8260B	GASOLINE RANGE ORGANICS	18.0 U	20	18.0	8.6	ug/L	11/10/21	11/10/21
EPA 8260B	SURROGATE: 4-BROMOFLUOROBENZ	95.6	85-114			%	11/10/21	11/10/21

Quant Method: M0825SUR.M
Run #: 1110M09
Instrument: Max
Sequence: 211108
Dilution Factor: 1
Initials: PAN

Printed: 11/12/2021 1:17:53 PM
APPL-F1-SC-NoMC-REG MDLs-DOD

EPA 8260B GRO WATER

AECOM
1001 Bishop Street, Suite 1600
Honolulu, HI 96813

Attn: Alethea Ramos
Project: 60571032 CV18F0126 Red Hill Fuel Storage

Sample ID: ERH1880

Sample Collection Date: 11/03/21

APPL Inc.
908 North Temperance Avenue
Clovis, CA 93611

ARF: 98096

APPL ID: BA45113

QCG: #GRO86-211110AM-270328

Method	Analyte	Result	LOQ	LOD	DL	Units	Extraction Date	Analysis Date
EPA 8260B	GASOLINE RANGE ORGANICS	18.0 U	20	18.0	8.6	ug/L	11/10/21	11/10/21
EPA 8260B	SURROGATE: 4-BROMOFLUOROBENZ	99.2	85-114			%	11/10/21	11/10/21

Quant Method: M0825SUR.M
Run #: 1110M10
Instrument: Max
Sequence: 211108
Dilution Factor: 1
Initials: PAN

Printed: 11/12/2021 1:17:53 PM
APPL-F1-SC-NoMC-REG MDLs-DOD

EPA 8260B GRO WATER

AECOM
1001 Bishop Street, Suite 1600
Honolulu, HI 96813

Attn: Alethea Ramos
Project: 60571032 CV18F0126 Red Hill Fuel Storage

Sample ID: ERH1881

Sample Collection Date: 11/03/21

APPL Inc.
908 North Temperance Avenue
Clovis, CA 93611

ARF: 98096

APPL ID: BA45114

QCG: #GRO86-211110AM-270328

Method	Analyte	Result	LOQ	LOD	DL	Units	Extraction Date	Analysis Date
EPA 8260B	GASOLINE RANGE ORGANICS	18.0 U	20	18.0	8.6	ug/L	11/10/21	11/10/21
EPA 8260B	SURROGATE: 4-BROMOFLUOROBENZ	96.2	85-114			%	11/10/21	11/10/21

Quant Method: M0825SUR.M
Run #: 1110M11
Instrument: Max
Sequence: 211108
Dilution Factor: 1
Initials: PAN

Printed: 11/12/2021 1:17:53 PM
APPL-F1-SC-NoMC-REG MDLs-DOD

Wet Lab Analysis

AECOM
1001 Bishop Street, Suite 1600
Honolulu, HI 96813

APPL Inc.
908 North Temperance Avenue
Clovis, CA 93611

Attn: Alethea Ramos

Project: 60571032 CV18F0126 Red Hill Fuel Storage

Sample ID: ERH1872

Sample Collection Date: 11/3/2021

APPL ID: BA45108

ARF: 98096

Method	Analyte	Result	LOQ	LOD	DL	Units	DF	Prep Date	Analysis Date
SW846 9060A	TOTAL ORGANIC CARBON	1.3	0.93	0.350	0.130	mg/L	1	11/05/21	11/05/21

Printed: 11/11/2021 2:25:00 PM

APPL-F1-SC-NoMC-REG MDLs

Wet Lab Analysis

AECOM
1001 Bishop Street, Suite 1600
Honolulu, HI 96813

APPL Inc.
908 North Temperance Avenue
Clovis, CA 93611

Attn: Alethea Ramos

Project: 60571032 CV18F0126 Red Hill Fuel Storage

Sample ID: ERH1875

Sample Collection Date: 11/3/2021

APPL ID: BA45110

ARF: 98096

Method	Analyte	Result	LOQ	LOD	DL	Units	DF	Prep Date	Analysis Date
SW846 9060A	TOTAL ORGANIC CARBON	3.2	0.93	0.350	0.130	mg/L	1	11/05/21	11/05/21

Printed: 11/11/2021 2:25:00 PM

APPL-F1-SC-NoMC-REG MDLs

Wet Lab Analysis

AECOM
1001 Bishop Street, Suite 1600
Honolulu, HI 96813

APPL Inc.
908 North Temperance Avenue
Clovis, CA 93611

Attn: Alethea Ramos

Project: 60571032 CV18F0126 Red Hill Fuel Storage

Sample ID: ERH1878

Sample Collection Date: 11/3/2021

APPL ID: BA45112

ARF: 98096

Method	Analyte	Result	LOQ	LOD	DL	Units	DF	Prep Date	Analysis Date
SW846 9060A	TOTAL ORGANIC CARBON	1.5	0.93	0.350	0.130	mg/L	1	11/06/21	11/06/21

Printed: 11/11/2021 2:25:00 PM

APPL-F1-SC-NoMC-REG MDLs

Wet Lab Analysis

AECOM
1001 Bishop Street, Suite 1600
Honolulu, HI 96813

APPL Inc.
908 North Temperance Avenue
Clovis, CA 93611

Attn: Alethea Ramos
Project: 60571032 CV18F0126 Red Hill Fuel Storage

Sample ID: ERH1881
Sample Collection Date: 11/3/2021

APPL ID: BA45114
ARF: 98096

Method	Analyte	Result	LOQ	LOD	DL	Units	DF	Prep Date	Analysis Date
SW846 9060A	TOTAL ORGANIC CARBON	0.36 J	0.93	0.350	0.130	mg/L	1	11/06/21	11/06/21

J = Estimated value.

Printed: 11/11/2021 2:25:00 PM

APPL-F1-SC-NoMC-REG MDLs

QC FORMS

EPA 8015B-eHL

Form 2 & 8

Surrogate Recovery

Lab Name: APPL, Inc.

SDG No: 98096

Case No: 98096

Date Analyzed: 11/11/2021

Matrix: WATER

Instrument: Apollo

APPL ID.	Client Sample No.	SURROGATE: OCTACOSANE (S)			SURROGATE: ORTHO-TERPHENYL (S)		
		Limits	Result	Qualifier	Limits	Result	Qualifier
211108A-BLK	Blank	60-142	88.8		56-125	71.9	
211108A-LCS	Lab Control Spike	60-142	68.0		56-125	62.5	
211108A-LCSD	Lab Control SpikeD	60-142	94.0		56-125	84.7	
BA45108	ERH1872	60-142	80.7		56-125	65.4	
BA45110	ERH1875	60-142	85.4		56-125	69.0	
BA45112	ERH1878	60-142	86.4		56-125	68.4	
BA45114	ERH1881	60-142	87.8		56-125	70.6	

Comments: Batch: #DOC53-211108A

Printed: 11/13/2021 4:15:55 PM
Form 2 & 8, Surrogate Recovery Summary

EPA 8015B-eHL

Form 2 & 8

Surrogate Recovery

Lab Name: APPL, Inc.
Case No: 98096
Matrix: WATER

SDG No: 98096
Date Analyzed: 11/10/2021
Instrument: Apollo

APPL ID.	Client Sample No.	SURROGATE: (R) DECANOIC ACID (S)			SURROGATE: OCTACOSANE (S)		
		Limits	Result	Qualifier	Limits	Result	Qualifier
211108A1-BLK	Blank	0-1	0.0		60-142	115	
211108A1-LCS	Lab Control Spike	0-1	0.0		60-142	72.7	
211108A1-LCSD	Lab Control SpikeD	0-1	0.0		60-142	117	
BA45108	ERH1872	0-1	0.0		60-142	102	
BA45110	ERH1875	0-1	0.0		60-142	148	#
BA45112	ERH1878	0-1	0.0		60-142	128	
BA45114	ERH1881	0-1	0.0		60-142	86.3	

Comments: Batch: #DOC53-211108A1

= Recovery outside of Control Limits on Sample.

Printed: 11/13/2021 4:15:55 PM
Form 2 & 8, Surrogate Recovery Summary

EPA 8015B-eHL

Form 2 & 8

Surrogate Recovery

Lab Name: APPL, Inc.
Case No: 98096
Matrix: WATER

SDG No: 98096
Date Analyzed: 11/10/2021
Instrument: Apollo

APPL ID.	Client Sample No.	SURROGATE: ORTHO-TERPHENYL					
		(S)					
		Limits	Result	Qualifier	Limits	Result	Qualifier
211108A1-BLK	Blank	56-125	93.1				
211108A1-LCS	Lab Control Spike	56-125	65.9				
211108A1-LCSD	Lab Control SpikeD	56-125	103				
BA45108	ERH1872	56-125	81.9				
BA45110	ERH1875	56-125	113				
BA45112	ERH1878	56-125	101				
BA45114	ERH1881	56-125	69.8				

Comments: Batch: #DOC53-211108A1

Printed: 11/13/2021 4:15:55 PM
Form 2 & 8, Surrogate Recovery Summary

EPA 8015B-eHL

Form 2 & 8

Surrogate Recovery

Lab Name: APPL, Inc.
Case No: 98096
Matrix: WATER

SDG No: 98096
Date Analyzed: 11/9/2021
Instrument: Apollo

APPL ID.	Client Sample No.	SURROGATE: OCTACOSANE (S)			SURROGATE: ORTHO-TERPHENYL (S)		
		Limits	Result	Qualifier	Limits	Result	Qualifier
211105A-BLK	Blank	60-142	86.5		56-125	69.2	
211105A-LCS	Lab Control Spike	60-142	84.7		56-125	68.0	
211105A-LCSD	Lab Control SpikeD	60-142	78.7		56-125	63.0	
BA45115	ERH1872 BLANK	60-142	85.9		56-125	69.0	
BA45116	ERH1875 BLANK	60-142	88.5		56-125	71.6	
BA45117	ERH1878 BLANK	60-142	87.5		56-125	70.2	
BA45118	ERH1881 BLANK	60-142	89.3		56-125	71.9	

Comments: Batch: #RHBLK-211105A

Printed: 11/13/2021 4:15:55 PM
Form 2 & 8, Surrogate Recovery Summary

EPA 8015B-eH

Form 4

Blank Summary

Lab Name: APPL, Inc.

SDG No: 98096

Case No: 98096

Date Analyzed: 11/11/2021

Matrix: WATER

Instrument: Apollo

Blank ID: 211108A-BLK

Time Analyzed: 0120

APPL ID.	Client Sample No.	File ID.	Date Analyzed
211108A-BLK	Blank	1110033	11/11/2021 0120
211108A-LCS	Lab Control Spike	1110034	11/11/2021 0148
211108A-LCSD	Lab Control Spiked	1110035	11/11/2021 0216
BA45108	ERH1872	1110039	11/11/2021 0408
BA45110	ERH1875	1110040	11/11/2021 0436
BA45112	ERH1878	1110041	11/11/2021 0504
BA45114	ERH1881	1110042	11/11/2021 0532

Comments: Batch: #DOC53-211108A

Printed: 11/13/2021 4:15:38 PM
Form 4, Blank Summary

EPA 8015B-eH

Form 4

Blank Summary

Lab Name: APPL, Inc.

SDG No: 98096

Case No: 98096

Date Analyzed: 11/10/2021

Matrix: WATER

Instrument: Apollo

Blank ID: 211108A1-BLK

Time Analyzed: 1944

APPL ID.	Client Sample No.	File ID.	Date Analyzed
211108A1-BLK	Blank	1110021	11/10/2021 1944
211108A1-LCS	Lab Control Spike	1110022	11/10/2021 2012
211108A1-LCSD	Lab Control Spiked	1110023	11/10/2021 2040
BA45108	ERH1872	1110027	11/10/2021 2232
BA45110	ERH1875	1110028	11/10/2021 2300
BA45112	ERH1878	1110029	11/10/2021 2328
BA45114	ERH1881	1110030	11/10/2021 2356

Comments: Batch: #DOC53-211108A1

Printed: 11/13/2021 4:15:38 PM
Form 4, Blank Summary

EPA 8015B-eH

Form 4

Blank Summary

Lab Name: APPL, Inc.

SDG No: 98096

Case No: 98096

Date Analyzed: 11/9/2021

Matrix: WATER

Instrument: Apollo

Blank ID: 211105A-BLK

Time Analyzed: 1154

APPL ID.	Client Sample No.	File ID.	Date Analyzed
211105A-BLK	Blank	1108057	11/9/2021 1154
211105A-LCS	Lab Control Spike	1108058	11/9/2021 1222
211105A-LCSD	Lab Control Spiked	1108059	11/9/2021 1250
BA45115	ERH1872 BLANK	1108063	11/9/2021 1443
BA45116	ERH1875 BLANK	1108079	11/9/2021 2214
BA45117	ERH1878 BLANK	1108080	11/9/2021 2242
BA45118	ERH1881 BLANK	1108081	11/9/2021 2310

Comments: Batch: #RHBLK-211105A

Printed: 11/13/2021 4:15:38 PM
Form 4, Blank Summary

Method Blank
EPA 8015B TPH LIQ-LIQ

Blank Name/QCG: **211105W-45102 - 270425**
Batch ID: #RHBLK-211105A

APPL Inc.
908 North Temperance Avenue
Clovis, CA 93611

Sample Type	Analyte	Result	LOQ	LOD	DL	Units	Extraction Date	Analysis Date
BLANK	DIESEL (C10-C24)	300.0 U	320	300.0	150.0	ug/L	11/5/2021	11/9/2021
BLANK	OIL (C24-C40)	300.0 U	320	300.0	150.0	ug/L	11/5/2021	11/9/2021
BLANK	SURROGATE: OCTACOSANE (S)	86.5	60-142			%	11/5/2021	11/9/2021
BLANK	SURROGATE: ORTHO-TERPHEN	69.2	56-125			%	11/5/2021	11/9/2021

Quant Method:DOC1028.M
Run #:1108057
Instrument:Apollo
Sequence:211108
Initials:KAB

GC SC-Blank-REG MDLs-DOD
Printed: 11/13/2021 4:16:01 PM

Method Blank
EPA 8015B TPH LIQ-LIQ

Blank Name/QCG: **211108W-45100 - 270426**
Batch ID: #DOC53-211108A

APPL Inc.
908 North Temperance Avenue
Clovis, CA 93611

Sample Type	Analyte	Result	LOQ	LOD	DL	Units	Extraction Date	Analysis Date
BLANK	DIESEL (C10-C24)	300.0 U	320	300.0	150.0	ug/L	11/8/2021	11/11/2021
BLANK	OIL (C24-C40)	300.0 U	320	300.0	150.0	ug/L	11/8/2021	11/11/2021
BLANK	SURROGATE: OCTACOSANE (S)	88.8	60-142			%	11/8/2021	11/11/2021
BLANK	SURROGATE: ORTHO-TERPHEN	71.9	56-125			%	11/8/2021	11/11/2021

Quant Method:DOC1028.M
Run #:1110033
Instrument:Apollo
Sequence:211110
Initials:KAB

GC SC-Blank-REG MDLs-DOD
Printed: 11/13/2021 4:16:01 PM

Method Blank
EPA 8015B TPH WATER L-L SGC

Blank Name/QCG: **211108W-45100 - 270428**
Batch ID: #DOC53-211108A1

APPL Inc.
908 North Temperance Avenue
Clovis, CA 93611

Sample Type	Analyte	Result	LOQ	LOD	DL	Units	Extraction Date	Analysis Date
BLANK	DIESEL (C10-C24)	300.0 U	320	300.0	150.0	ug/L	11/8/2021	11/10/2021
BLANK	OIL (C24-C40)	300.0 U	320	300.0	150.0	ug/L	11/8/2021	11/10/2021
BLANK	SURROGATE: (R) DECANOIC AC	0.0	0-1			%	11/8/2021	11/10/2021
BLANK	SURROGATE: OCTACOSANE (S)	115	60-142			%	11/8/2021	11/10/2021
BLANK	SURROGATE: ORTHO-TERPHEN	93.1	56-125			%	11/8/2021	11/10/2021

Quant Method:DEC0911.M
Run #:1110021
Instrument:Apollo
Sequence:211110
Initials:KAB

GC SC-Blank-REG MDLs-DOD
Printed: 11/13/2021 4:16:01 PM

EPA 8015B-eH

Form 4

LCS Summary

Lab Name: APPL, Inc.

SDG No: 98096

Case No: 98096

Date Analyzed: 11/11/2021

Matrix: WATER

Instrument: Apollo

LCS ID: 211108A-LCS

Time Analyzed: 0148

APPL ID.	Client Sample No.	File ID.	Date Analyzed
211108A-BLK	Blank	1110033	11/11/2021 0120
211108A-LCS	Lab Control Spike	1110034	11/11/2021 0148
211108A-LCSD	Lab Control Spiked	1110035	11/11/2021 0216
BA45108	ERH1872	1110039	11/11/2021 0408
BA45110	ERH1875	1110040	11/11/2021 0436
BA45112	ERH1878	1110041	11/11/2021 0504
BA45114	ERH1881	1110042	11/11/2021 0532

Comments: Batch: #DOC53-211108A

Printed: 11/13/2021 4:15:35 PM
Form 4, LCS Summary

EPA 8015B-eH

Form 4

LCS Summary

Lab Name: APPL, Inc.

SDG No: 98096

Case No: 98096

Date Analyzed: 11/10/2021

Matrix: WATER

Instrument: Apollo

LCS ID: 211108A1-LCS

Time Analyzed: 2012

APPL ID.	Client Sample No.	File ID.	Date Analyzed
211108A1-BLK	Blank	1110021	11/10/2021 1944
211108A1-LCS	Lab Control Spike	1110022	11/10/2021 2012
211108A1-LCSD	Lab Control Spiked	1110023	11/10/2021 2040
BA45108	ERH1872	1110027	11/10/2021 2232
BA45110	ERH1875	1110028	11/10/2021 2300
BA45112	ERH1878	1110029	11/10/2021 2328
BA45114	ERH1881	1110030	11/10/2021 2356

Comments: Batch: #DOC53-211108A1

Printed: 11/13/2021 4:15:36 PM
Form 4, LCS Summary

EPA 8015B-eH

Form 4

LCS Summary

Lab Name: APPL, Inc.

SDG No: 98096

Case No: 98096

Date Analyzed: 11/9/2021

Matrix: WATER

Instrument: Apollo

LCS ID: 211105A-LCS

Time Analyzed: 1222

APPL ID.	Client Sample No.	File ID.	Date Analyzed
211105A-BLK	Blank	1108057	11/9/2021 1154
211105A-LCS	Lab Control Spike	1108058	11/9/2021 1222
211105A-LCSD	Lab Control Spiked	1108059	11/9/2021 1250
BA45115	ERH1872 BLANK	1108063	11/9/2021 1443
BA45116	ERH1875 BLANK	1108079	11/9/2021 2214
BA45117	ERH1878 BLANK	1108080	11/9/2021 2242
BA45118	ERH1881 BLANK	1108081	11/9/2021 2310

Comments: Batch: #RHBLK-211105A

Printed: 11/13/2021 4:15:36 PM
Form 4, LCS Summary

Laboratory Control Spike Recoveries

EPA 8015B TPH LIQ-LIQ

APPL ID: 211108W-45100 LCS - 270426
 Batch ID: #DOC53-211108A

APPL Inc.
 908 North Temperance Avenue
 Clovis, CA 93611

Compound Name	Spike Lvl ug/L	SPK Result ug/L	DUP Result ug/L	SPK % Recovery	DUP % Recovery	Recovery Limits	RPD %	RPD Limits
DIESEL (C10-C24)	2000	1290	1770	64.5	88.5	36-132	31.4 #	30
OIL (C24-C40)	2000	1380	1940	69.0	97.0	41-113	33.7 #	30
SURROGATE: OCTACOSANE (S)	150	102	141	68.0	94.0	60-142		
SURROGATE: ORTHO-TERPHENYL (S)	150	93.8	127	62.5	84.7	56-125		

= Recovery is outside QC limits.

Comments: _____

<u>Primary</u>	<u>SPK</u>	<u>DUP</u>
Quant Method :	DOC1028.M	DOC1028.M
Extraction Date :	11/8/2021	11/8/2021
Analysis Date :	11/11/2021	11/11/2021
Instrument :	Apollo	Apollo
Run :	1110034	1110035
Initials :	KAB	

Laboratory Control Spike Recoveries

EPA 8015B TPH WATER L-L SGC

APPL ID: 211108W-45100 LCS - 270428

Batch ID: #DOC53-211108A1

APPL Inc.

908 North Temperance Avenue

Clovis, CA 93611

Compound Name	Spike Lvl ug/L	SPK Result ug/L	DUP Result ug/L	SPK % Recovery	DUP % Recovery	Recovery Limits	RPD %	RPD Limits
DIESEL (C10-C24)	2000	1140	2100	57.0	105	36-132	59.3 #	30
OIL (C24-C40)	2000	1460	2350	73.0	118 #	41-113	46.7 #	30
SURROGATE: (R) DECANOIC ACID (S)	10.00	0	0	0.0	0.0	0-1		
SURROGATE: OCTACOSANE (S)	150	109	176	72.7	117	60-142		
SURROGATE: ORTHO-TERPHENYL (S)	150	98.9	155	65.9	103	56-125		

= Recovery is outside QC limits.

Comments: _____

<u>Primary</u>	<u>SPK</u>	<u>DUP</u>
Quant Method :	DEC0911.M	DEC0911.M
Extraction Date :	11/8/2021	11/8/2021
Analysis Date :	11/10/2021	11/10/2021
Instrument :	Apollo	Apollo
Run :	1110022	1110023
Initials :	KAB	

Laboratory Control Spike Recoveries

EPA 8015B TPH LIQ-LIQ

APPL ID: 211105W-45102 LCS - 270425

Batch ID: #RHBLK-211105A

APPL Inc.

908 North Temperance Avenue

Clovis, CA 93611

Compound Name	Spike Lvl ug/L	SPK Result ug/L	DUP Result ug/L	SPK % Recovery	DUP % Recovery	Recovery Limits	RPD %	RPD Limits
DIESEL (C10-C24)	0	47.3	60.4	NA	NA	36-132		30
OIL (C24-C40)	0	42.2	84.5	NA	NA	41-113		30

SURROGATE: OCTACOSANE (S)	150	127	118	84.7	78.7	60-142		
SURROGATE: ORTHO-TERPHENYL (S)	150	102	94.5	68.0	63.0	56-125		

Comments: _____

<u>Primary</u>	<u>SPK</u>	<u>DUP</u>
Quant Method :	DOC1028.M	DOC1028.M
Extraction Date :	11/5/2021	11/5/2021
Analysis Date :	11/9/2021	11/9/2021
Instrument :	Apollo	Apollo
Run :	1108058	1108059
Initials :	KAB	

8270D-SIM

Form 2 & 8

Surrogate Recovery

Lab Name: APPL, Inc.

SDG No: 98096

Case No: 98096

Date Analyzed: 11/10/2021

Matrix: WATER

Instrument: KYLO

APPL ID.	Client Sample No.	SURROGATE: 2-METHYLNAPHTHALENE-D10 (S)			SURROGATE: FLUORANTHENE-D10 (S)		
		Limits	Result	Qualifier	Limits	Result	Qualifier
211109AK-BLK	Blank	39-114	84.0		58-120	93.5	
211109AK-LCS	Lab Control Spike	39-114	83.4		58-120	88.6	
211109AK-LCSD	Lab Control SpikeD	39-114	85.8		58-120	90.6	
BA45108	ERH1872	39-114	81.5		58-120	67.5	
BA45110	ERH1875	39-114	81.9		58-120	63.7	
BA45112	ERH1878	39-114	79.3		58-120	76.6	
BA45114	ERH1881	39-114	79.3		58-120	72.2	

Comments: Batch: #SIM53-211109AK

Printed: 11/30/2021 11:51:15 AM
Form 2 & 8, Surrogate Recovery Summary

8270D-SIM

Form 4

Blank Summary

Lab Name: APPL, Inc.
Case No: 98096
Matrix: WATER
Blank ID: 211109AK-BLK

SDG No: 98096
Date Analyzed: 11/10/2021
Instrument: KYLO
Time Analyzed: 1622

APPL ID.	Client Sample No.	File ID.	Date Analyzed
211109AK-BLK	Blank	1019K401	11/10/2021 1622
211109AK-LCS	Lab Control Spike	1019K402	11/10/2021 1642
211109AK-LCSD	Lab Control Spiked	1019K403	11/10/2021 1702
BA45108	ERH1872	1019K407	11/10/2021 1821
BA45110	ERH1875	1019K408	11/10/2021 1841
BA45112	ERH1878	1019K409	11/10/2021 1901
BA45114	ERH1881	1019K410	11/10/2021 1921

Comments: Batch: #SIM53-211109AK

Printed: 11/30/2021 11:51:13 AM
Form 4, Blank Summary

Method Blank
EPA 8270D SIM LIQ-LIQ

Blank Name/QCG: **211109W-45100 - 271042**
Batch ID: #SIM53-211109AK

APPL Inc.
908 North Temperance Avenue
Clovis, CA 93611

Sample Type	Analyte	Result	LOQ	LOD	DL	Units	Extraction Date	Analysis Date
BLANK	1-METHYLNAPHTHALENE	0.10 U	0.2	0.10	0.04	ug/L	11/9/2021	11/10/2021
BLANK	2-METHYLNAPHTHALENE	0.10 U	0.2	0.10	0.04	ug/L	11/9/2021	11/10/2021
BLANK	NAPHTHALENE	0.10 U	0.2	0.10	0.04	ug/L	11/9/2021	11/10/2021
BLANK	SURROGATE: 2-METHYLNAPHT	84.0	39-114			%	11/9/2021	11/10/2021
BLANK	SURROGATE: FLUORANTHENE-	93.5	58-120			%	11/9/2021	11/10/2021

Quant Method:K1019.M
Run #:1019K401
Instrument:KYLO
Sequence:211019
Initials:LSI

GC SC-Blank-REG MDLs-DOD
Printed: 11/30/2021 11:51:22 AM

8270D-SIM

Form 4

LCS Summary

Lab Name: APPL, Inc.

SDG No: 98096

Case No: 98096

Date Analyzed: 11/10/2021

Matrix: WATER

Instrument: KYLO

LCS ID: 211109AK-LCS

Time Analyzed: 1642

APPL ID.	Client Sample No.	File ID.	Date Analyzed
211109AK-BLK	Blank	1019K401	11/10/2021 1622
211109AK-LCS	Lab Control Spike	1019K402	11/10/2021 1642
211109AK-LCSD	Lab Control Spiked	1019K403	11/10/2021 1702
BA45108	ERH1872	1019K407	11/10/2021 1821
BA45110	ERH1875	1019K408	11/10/2021 1841
BA45112	ERH1878	1019K409	11/10/2021 1901
BA45114	ERH1881	1019K410	11/10/2021 1921

Comments: Batch: #SIM53-211109AK

Printed: 11/30/2021 11:51:11 AM
Form 4, LCS Summary

Laboratory Control Spike Recoveries

EPA 8270D SIM LIQ-LIQ

APPL ID: 211109W-45100 LCS - 271042

Batch ID: #SIM53-211109AK

APPL Inc.

908 North Temperance Avenue

Clovis, CA 93611

Compound Name	Spike Lvl ug/L	SPK Result ug/L	DUP Result ug/L	SPK % Recovery	DUP % Recovery	Recovery Limits	RPD %	RPD Limits
1-METHYLNAPHTHALENE	5.00	3.95	4.02	79.0	80.4	41-115	1.8	20
2-METHYLNAPHTHALENE	5.00	4.02	4.05	80.4	81.0	39-114	0.74	20
NAPHTHALENE	5.00	3.93	3.98	78.6	79.6	43-114	1.3	20
<hr/>								
SURROGATE: 2-METHYLNAPHTHALEN	5.00	4.17	4.29	83.4	85.8	39-114		
SURROGATE: FLUORANTHENE-D10 (S)	5.00	4.43	4.53	88.6	90.6	58-120		

Comments: _____

<u>Primary</u>	<u>SPK</u>	<u>DUP</u>
Quant Method :	K1019.M	K1019.M
Extraction Date :	11/9/2021	11/9/2021
Analysis Date :	11/10/2021	11/10/2021
Instrument :	KYLO	KYLO
Run :	1019K402	1019K403
Initials :	LSI	

Form 5
Tune Summary

Lab Name: APPL Inc.
Case No: _____
Matrix: Water
ID: 1019K001.D

SDG No: _____
Date Analyzed: 10/19/2021
Instrument: KYLO
Time Analyzed: 13:58

Client Sample No.	APPL ID.	File ID.	Date Analyzed
1	0.1 ug/ml 10/10/21	1019K002.D	10/19/2021 14:09
2	0.2 ug/ml 10/10/21	1019K003.D	10/19/2021 14:29
3	0.5 ug/ml 10/10/21	1019K004.D	10/19/2021 14:49
4	1 ug/ml 10/10/21	1019K005.D	10/19/2021 15:09
5	5 ug/ml 10/10/21	1019K006.D	10/19/2021 15:29
6	10 ug/ml 10/10/21	1019K007.D	10/19/2021 15:49
7	50 ug/ml 10/10/21	1019K008.D	10/19/2021 16:09
8	100 ug/ml 10/10/21	1019K009.D	10/19/2021 16:29
9	SS ug/ml 10/10/21	1019K010.D	10/19/2021 16:49
10			
11			
12			
13			
14			
15			
16			
17			
18			
19			
20			
21			
22			

m/e

51 9.95 - 80.1% of mass 198	<u>36.8</u>
68 0 - 2.05% of mass 69	<u>1.7</u>
70 0 - 2% of mass 69	<u>0.4</u>
127 10 - 80% of mass 198	<u>54.6</u>
197 0 - 2% of mass 198	<u>0.2</u>
198 100 - 100% of mass 198	<u>100.0</u>
199 5 - 9% of mass 198	<u>6.5</u>
275 10 - 60% of mass 198	<u>23.2</u>
365 1 - 100% of mass 198	<u>2.5</u>
441 0.01 - 24% of mass 442	<u>13.9</u>
442 50 - 500% of mass 198	<u>73.4</u>
443 15 - 24% of mass 442	<u>18.4</u>

Form 5
Tune Summary

Lab Name: APPL Inc.
Case No: 98096
Matrix: Water
ID: 1019K393.D

SDG No: 98096
Date Analyzed: 11/10/2021
Instrument: KYLO
Time Analyzed: 12:42

Client Sample No.	APPL ID.	File ID.	Date Analyzed
1	5 ug/ml 10/19/21 (1)	1019K394.D	11/10/2021 12:54
2	Blank	211109A BLK 1/1000	1019K401.D
3	Lab Control Spike	211109A LCS-1 1/1000	1019K402.D
4	Lab Control SpikeD	211109A LCSD-1 1/100	1019K403.D
5	ERH1872	BA45108W07 1/1000	1019K407.D
6	ERH1875	BA45110W08 1/1000	1019K408.D
7	ERH1878	BA45112W08 1/950	1019K409.D
8	ERH1881	BA45114W07 1/1020	1019K410.D
9	5 ug/ml 10/13/21 (2)	1019K431.D	11/11/2021 2:19
10			
11			
12			
13			
14			
15			
16			
17			
18			
19			
20			
21			
22			

m/e

51 9.95 - 80.1% of mass 198	<u>30.9</u>
68 0 - 2.05% of mass 69	<u>0.9</u>
70 0 - 2% of mass 69	<u>0.3</u>
127 10 - 80% of mass 198	<u>51.1</u>
197 0 - 2% of mass 198	<u>0.4</u>
198 100 - 100% of mass 198	<u>100.0</u>
199 5 - 9% of mass 198	<u>6.8</u>
275 10 - 60% of mass 198	<u>23.2</u>
365 1 - 100% of mass 198	<u>2.5</u>
441 0.01 - 24% of mass 442	<u>13.8</u>
442 50 - 500% of mass 198	<u>80.0</u>
443 15 - 24% of mass 442	<u>18.8</u>

8A
INTERNAL STANDARD AREA AND RT SUMMARY

Lab Name: APPL Inc. Contract: _____
 Lab Code: _____ SDG No.: _____
 Lab File ID (Standard): 1019K394.D Date Analyzed: 11/10/21
 Instrument ID: KYLO Time Analyzed: 12:54
 GC Column: _____ ID: _____ Heated Purge: (Y/N) _____

		Napthalene-D8(IS)		Acenaphthene-D10(IS)		Phenanthrene-D10(IS)	
		AREA #	RT #	AREA #	RT #	AREA #	RT #
12 HOUR STD		14759	3.89	6889	5.82	10656	7.52
UPPER LIMIT		29518	4.06	13778	5.99	21312	7.69
LOWER LIMIT		7380	3.72	3445	5.65	5328	7.35
SAMPLE NO.							
01	211109A BLK 1/1000	14000	3.89	6855	5.82	10828	7.52
02	211109A LCS-1 1/1000	13784	3.89	6714	5.82	10491	7.52
03	211109A LCSD-1 1/1000	14760	3.89	7229	5.82	11341	7.52
04	BA45108W07 1/1000	14155	3.89	6933	5.82	10762	7.52
05	BA45110W08 1/1000	12948	3.89	6601	5.82	10228	7.52
06	BA45112W08 1/950	14277	3.89	7093	5.82	10882	7.52
07	BA45114W07 1/1020	13959	3.89	6875	5.82	10712	7.52
08	5 ug/ml 10/13/21 (2)	13340	3.89	6593	5.82	10257	7.52
09							
10							
11							
12							
13							
14							
15							
16							
17							
18							
19							
20							
21							
22							

AREA UPPER LIMIT = +100% of internal standard area.
 AREA LOWER LIMIT = -50% of internal standard area.
 RT UPPER LIMIT = +0.17 minutes of internal standard RT
 RT LOWER LIMIT = -0.17 minutes of internal standard RT

Column used to flag values outside QC limits with an asterisk.
 * Values outside of QC limits.

8A
INTERNAL STANDARD AREA AND RT SUMMARY

Lab Name: APPL Inc. Contract: _____
 Lab Code: _____ SDG No.: _____
 Lab File ID (Standard): 1019K394.D Date Analyzed: 11/10/21
 Instrument ID: KYLO Time Analyzed: 12:54
 GC Column: _____ ID: _____ Heated Purge: (Y/N) _____

		Chrysene-D12(IS)		Perylene-D12(IS)			
		AREA #	RT #	AREA #	RT #	AREA #	RT #
	12 HOUR STD	12960	10.59	11828	12.77		
	UPPER LIMIT	25920	10.76	23656	12.94		
	LOWER LIMIT	6480	10.42	5914	12.60		
	SAMPLE NO.						
01	211109A BLK 1/1000	12880	10.58	11916	12.77		
02	211109A LCS-1 1/1000	12823	10.57	11726	12.76		
03	211109A LCSD-1 1/1000	13795	10.57	12598	12.76		
04	BA45108W07 1/1000	12895	10.58	11646	12.77		
05	BA45110W08 1/1000	12143	10.58	11109	12.77		
06	BA45112W08 1/950	12971	10.58	11846	12.76		
07	BA45114W07 1/1020	12934	10.58	11466	12.77		
08	5 ug/ml 10/13/21 (2)	12604	10.58	10995	12.77		
09							
10							
11							
12							
13							
14							
15							
16							
17							
18							
19							
20							
21							
22							

AREA UPPER LIMIT = +100% of internal standard area.
 AREA LOWER LIMIT = -50% of internal standard area.
 RT UPPER LIMIT = +0.17 minutes of internal standard RT
 RT LOWER LIMIT = -0.17 minutes of internal standard RT

Column used to flag values outside QC limits with an asterisk.
 * Values outside of QC limits.

EPA 8260B

Form 2 & 8

Surrogate Recovery

Lab Name: APPL, Inc.
Case No: 98096
Matrix: WATER

SDG No: 98096
Date Analyzed: 11/9/2021
Instrument: Max

APPL ID.	Client Sample No.	SURROGATE: 1,2-DICHLOROETHANE-D4 (S)			SURROGATE: 4-BROMOFLUOROBENZENE (S)		
		Limits	Result	Qualifier	Limits	Result	Qualifier
211109AM-LCS	Lab Control Spike	81-118	95.6		85-114	101	
211109AM-LCSD	Lab Control SpikeD	81-118	101		85-114	98.8	
211109AM-BLK	Blank	81-118	105		85-114	98.6	
BA45107	ERH1871	81-118	102		85-114	97.0	
BA45108	ERH1872	81-118	104		85-114	98.0	
BA45109	ERH1874	81-118	103		85-114	96.3	
BA45110	ERH1875	81-118	103		85-114	100	
BA45111	ERH1877	81-118	107		85-114	93.9	

Comments: Batch: #86BTO-211109AM

EPA 8260B

Form 2 & 8

Surrogate Recovery

Lab Name: APPL, Inc.

SDG No: 98096

Case No: 98096

Date Analyzed: 11/9/2021

Matrix: WATER

Instrument: Max

APPL ID.	Client Sample No.	SURROGATE: DIBROMOFLUOROMETHANE (S)			SURROGATE: TOLUENE-D8 (S)		
		Limits	Result	Qualifier	Limits	Result	Qualifier
211109AM-LCS	Lab Control Spike	80-119	102		89-112	103	
211109AM-LCSD	Lab Control SpikeD	80-119	104		89-112	103	
211109AM-BLK	Blank	80-119	104		89-112	104	
BA45107	ERH1871	80-119	105		89-112	100	
BA45108	ERH1872	80-119	107		89-112	103	
BA45109	ERH1874	80-119	106		89-112	101	
BA45110	ERH1875	80-119	102		89-112	101	
BA45111	ERH1877	80-119	108		89-112	98.5	

Comments: Batch: #86BTO-211109AM

Printed: 11/11/2021 9:29:43 AM
Form 2 & 8, Surrogate Recovery Summary

EPA 8260B

Form 2 & 8

Surrogate Recovery

Lab Name: APPL, Inc.

SDG No: 98096

Case No: 98096

Date Analyzed: 11/10/2021

Matrix: WATER

Instrument: Max

APPL ID.	Client Sample No.	SURROGATE: 1,2-DICHLOROETHANE-D4 (S)			SURROGATE: 4-BROMOFLUOROBENZENE (S)		
		Limits	Result	Qualifier	Limits	Result	Qualifier
211110AM-LCS	Lab Control Spike	81-118	95.2		85-114	97.6	
211110AM-LCSD	Lab Control SpikeD	81-118	93.6		85-114	98.8	
211110AM-BLK	Blank	81-118	100		85-114	93.0	
BA45112	ERH1878	81-118	97.9		85-114	94.2	
BA45113	ERH1880	81-118	101		85-114	97.8	
BA45114	ERH1881	81-118	103		85-114	94.8	

Comments: Batch: #86BTO-211110AM

Printed: 11/11/2021 9:29:43 AM
Form 2 & 8, Surrogate Recovery Summary

EPA 8260B

Form 2 & 8

Surrogate Recovery

Lab Name: APPL, Inc.

SDG No: 98096

Case No: 98096

Date Analyzed: 11/10/2021

Matrix: WATER

Instrument: Max

APPL ID.	Client Sample No.	SURROGATE: DIBROMOFLUOROMETHANE (S)			SURROGATE: TOLUENE-D8 (S)		
		Limits	Result	Qualifier	Limits	Result	Qualifier
211110AM-LCS	Lab Control Spike	80-119	102		89-112	101	
211110AM-LCSD	Lab Control SpikeD	80-119	96.0		89-112	101	
211110AM-BLK	Blank	80-119	101		89-112	100	
BA45112	ERH1878	80-119	97.5		89-112	102	
BA45113	ERH1880	80-119	104		89-112	102	
BA45114	ERH1881	80-119	103		89-112	99.9	

Comments: Batch: #86BTO-211110AM

Printed: 11/11/2021 9:29:43 AM
Form 2 & 8, Surrogate Recovery Summary

EPA 8260B

Form 4

Blank Summary

Lab Name: APPL, Inc.
Case No: 98096
Matrix: WATER
Blank ID: 211109AM-BLK

SDG No: 98096
Date Analyzed: 11/9/2021
Instrument: Max
Time Analyzed: 1122

APPL ID.	Client Sample No.	File ID.	Date Analyzed
211109AM-LCS	Lab Control Spike	1109M03	11/9/2021 0900
211109AM-LCSD	Lab Control Spiked	1109M04	11/9/2021 0928
211109AM-BLK	Blank	1109M08	11/9/2021 1122
BA45107	ERH1871	1109M14	11/9/2021 1412
BA45108	ERH1872	1109M15	11/9/2021 1441
BA45109	ERH1874	1109M16	11/9/2021 1509
BA45110	ERH1875	1109M17	11/9/2021 1538
BA45111	ERH1877	1109M18	11/9/2021 1606

Comments: Batch: #86BTO-211109AM

Printed: 11/11/2021 9:29:11 AM
Form 4, Blank Summary

EPA 8260B

Form 4

Blank Summary

Lab Name: APPL, Inc.

SDG No: 98096

Case No: 98096

Date Analyzed: 11/10/2021

Matrix: WATER

Instrument: Max

Blank ID: 211110AM-BLK

Time Analyzed: 1207

APPL ID.	Client Sample No.	File ID.	Date Analyzed
211110AM-LCS	Lab Control Spike	1110M03	11/10/2021 0945
211110AM-LCSD	Lab Control Spiked	1110M04	11/10/2021 1014
211110AM-BLK	Blank	1110M08	11/10/2021 1207
BA45112	ERH1878	1110M09	11/10/2021 1236
BA45113	ERH1880	1110M10	11/10/2021 1304
BA45114	ERH1881	1110M11	11/10/2021 1332

Comments: Batch: #86BTO-211110AM

Printed: 11/11/2021 9:29:11 AM
Form 4, Blank Summary

Method Blank
EPA 8260B BTEX WATER

Blank Name/QCG: **211109W-45099 - 270235**
Batch ID: #86BTO-211109AM

APPL Inc.
908 North Temperance Avenue
Clovis, CA 93611

Sample Type	Analyte	Result	LOQ	LOD	DL	Units	Extraction Date	Analysis Date
BLANK	BENZENE	0.30 U	1.0	0.30	0.15	ug/L	11/9/2021	11/9/2021
BLANK	ETHYLBENZENE	0.50 U	1.0	0.50	0.23	ug/L	11/9/2021	11/9/2021
BLANK	TOLUENE	0.30 U	1.0	0.30	0.15	ug/L	11/9/2021	11/9/2021
BLANK	XYLENES (TOTAL)	0.30 U	2.0	0.30	0.15	ug/L	11/9/2021	11/9/2021
BLANK	SURROGATE: 1,2-DICHLOROET	105	81-118			%	11/9/2021	11/9/2021
BLANK	SURROGATE: 4-BROMOFLUORO	98.6	85-114			%	11/9/2021	11/9/2021
BLANK	SURROGATE: DIBROMOFLUOR	104	80-119			%	11/9/2021	11/9/2021
BLANK	SURROGATE: TOLUENE-D8 (S)	104	89-112			%	11/9/2021	11/9/2021

Quant Method:M1015W.M
Run #:1109M08
Instrument:Max
Sequence:211108
Initials: PAN

GC SC-Blank-REG MDLs-DOD
Printed: 11/11/2021 9:31:17 AM

Method Blank
EPA 8260B BTEX WATER

Blank Name/QCG: **211110W-45112 - 270266**
Batch ID: #86BTO-211110AM

APPL Inc.
908 North Temperance Avenue
Clovis, CA 93611

Sample Type	Analyte	Result	LOQ	LOD	DL	Units	Extraction Date	Analysis Date
BLANK	BENZENE	0.30 U	1.0	0.30	0.15	ug/L	11/10/2021	11/10/2021
BLANK	ETHYLBENZENE	0.50 U	1.0	0.50	0.23	ug/L	11/10/2021	11/10/2021
BLANK	TOLUENE	0.30 U	1.0	0.30	0.15	ug/L	11/10/2021	11/10/2021
BLANK	XYLENES (TOTAL)	0.30 U	2.0	0.30	0.15	ug/L	11/10/2021	11/10/2021
BLANK	SURROGATE: 1,2-DICHLOROET	100	81-118			%	11/10/2021	11/10/2021
BLANK	SURROGATE: 4-BROMOFLUORO	93.0	85-114			%	11/10/2021	11/10/2021
BLANK	SURROGATE: DIBROMOFLUOR	101	80-119			%	11/10/2021	11/10/2021
BLANK	SURROGATE: TOLUENE-D8 (S)	100	89-112			%	11/10/2021	11/10/2021

Quant Method:M1015W.M
Run #:1110M08
Instrument:Max
Sequence:211108
Initials: PAN

GC SC-Blank-REG MDLs-DOD
Printed: 11/11/2021 9:31:17 AM

EPA 8260B

Form 4

LCS Summary

Lab Name: APPL, Inc.

SDG No: 98096

Case No: 98096

Date Analyzed: 11/9/2021

Matrix: WATER

Instrument: Max

LCS ID: 211109AM-LCS

Time Analyzed: 0900

APPL ID.	Client Sample No.	File ID.	Date Analyzed
211109AM-LCS	Lab Control Spike	1109M03	11/9/2021 0900
211109AM-LCSD	Lab Control Spiked	1109M04	11/9/2021 0928
211109AM-BLK	Blank	1109M08	11/9/2021 1122
BA45107	ERH1871	1109M14	11/9/2021 1412
BA45108	ERH1872	1109M15	11/9/2021 1441
BA45109	ERH1874	1109M16	11/9/2021 1509
BA45110	ERH1875	1109M17	11/9/2021 1538
BA45111	ERH1877	1109M18	11/9/2021 1606

Comments: Batch: #86BTO-211109AM

Printed: 11/11/2021 9:28:29 AM
Form 4, LCS Summary

EPA 8260B

Form 4

LCS Summary

Lab Name: APPL, Inc.
Case No: 98096
Matrix: WATER
LCS ID: 211110AM-LCS

SDG No: 98096
Date Analyzed: 11/10/2021
Instrument: Max
Time Analyzed: 0945

APPL ID.	Client Sample No.	File ID.	Date Analyzed
211110AM-LCS	Lab Control Spike	1110M03	11/10/2021 0945
211110AM-LCSD	Lab Control Spiked	1110M04	11/10/2021 1014
211110AM-BLK	Blank	1110M08	11/10/2021 1207
BA45112	ERH1878	1110M09	11/10/2021 1236
BA45113	ERH1880	1110M10	11/10/2021 1304
BA45114	ERH1881	1110M11	11/10/2021 1332

Comments: Batch: #86BTO-211110AM

Printed: 11/11/2021 9:28:29 AM
Form 4, LCS Summary

Laboratory Control Spike Recoveries

EPA 8260B BTEX WATER

APPL ID: 211109W-45099 LCS - 270235

Batch ID: #86BTO-211109AM

APPL Inc.

908 North Temperance Avenue

Clovis, CA 93611

Compound Name	Spike Lvl ug/L	SPK Result ug/L	DUP Result ug/L	SPK % Recovery	DUP % Recovery	Recovery Limits	RPD %	RPD Limits
BENZENE	10.00	9.92	8.69	99.2	86.9	79-120	13.2	20
ETHYLBENZENE	10.00	10.4	9.50	104	95.0	79-121	9.0	20
TOLUENE	10.00	10.4	9.52	104	95.2	80-121	8.8	20
XYLENES (TOTAL)	30.0	30.2	27.8	101	92.7	79-121	8.3	20

SURROGATE: 1,2-DICHLOROETHANE-D	25.0	23.9	25.2	95.6	101	81-118		
SURROGATE: 4-BROMOFLUOROBENZE	25.0	25.2	24.7	101	98.8	85-114		
SURROGATE: DIBROMOFLUOROMETH	25.0	25.4	26.1	102	104	80-119		
SURROGATE: TOLUENE-D8 (S)	25.0	25.8	25.8	103	103	89-112		

Comments: _____

<u>Primary</u>	<u>SPK</u>	<u>DUP</u>
Quant Method :	M1015W.M	M1015W.M
Extraction Date :	11/9/2021	11/9/2021
Analysis Date :	11/9/2021	11/9/2021
Instrument :	Max	Max
Run :	1109M03	1109M04
Initials :	PAN	

Laboratory Control Spike Recoveries

EPA 8260B BTEX WATER

APPL ID: 211110W-45112 LCS - 270266

Batch ID: #86BTO-211110AM

APPL Inc.

908 North Temperance Avenue

Clovis, CA 93611

Compound Name	Spike Lvl ug/L	SPK Result ug/L	DUP Result ug/L	SPK % Recovery	DUP % Recovery	Recovery Limits	RPD %	RPD Limits
BENZENE	10.00	10.0	9.45	100	94.5	79-120	5.7	20
ETHYLBENZENE	10.00	10.4	9.57	104	95.7	79-121	8.3	20
TOLUENE	10.00	10.6	10.1	106	101	80-121	4.8	20
XYLENES (TOTAL)	30.0	29.8	29.1	99.3	97.0	79-121	2.4	20

SURROGATE: 1,2-DICHLOROETHANE-D	25.0	23.8	23.4	95.2	93.6	81-118		
SURROGATE: 4-BROMOFLUOROBENZE	25.0	24.4	24.7	97.6	98.8	85-114		
SURROGATE: DIBROMOFLUOROMETH	25.0	25.5	24.0	102	96.0	80-119		
SURROGATE: TOLUENE-D8 (S)	25.0	25.2	25.3	101	101	89-112		

Comments: _____

<u>Primary</u>	<u>SPK</u>	<u>DUP</u>
Quant Method :	M1015W.M	M1015W.M
Extraction Date :	11/10/2021	11/10/2021
Analysis Date :	11/10/2021	11/10/2021
Instrument :	Max	Max
Run :	1110M03	1110M04
Initials :	PAN	

Form 5
Tune Summary

Lab Name: APPL Inc.
Case No: _____
Matrix: Water
ID: 1015M11.D

SDG No: _____
Date Analyzed: 10/15/2021
Instrument: Max
Time Analyzed: 14:44

Client Sample No.	APPL ID.	File ID.	Date Analyzed
1	0.3ug/L VOC STD 10/1	1015M12.D	10/15/2021 15:12
2	0.5ug/L VOC STD 10/1	1015M13.D	10/15/2021 15:41
3	1ug/L VOC STD 10/15/	1015M14.D	10/15/2021 16:09
4	2ug/L VOC STD 10/15/	1015M15.D	10/15/2021 16:38
5	5ug/L VOC STD 10/15/	1015M16.D	10/15/2021 17:06
6	10ug/L VOC STD 10/15	1015M17.D	10/15/2021 17:35
7	20ug/L VOC STD 10/15	1015M18.D	10/15/2021 18:03
8	40ug/L VOC STD 10/15	1015M19.D	10/15/2021 18:31
9	100ug/L VOC STD 10/1	1015M20.D	10/15/2021 19:00
10	(SS) 10ug/L VOC STD	1015M22.D	10/15/2021 19:57
11			
12			
13			
14			
15			
16			
17			
18			
19			
20			
21			
22			

m/e

50 15.0 - 40.0% of mass 95	20.4
75 30.0 - 60.0% of mas 95	58.4
95 Base peak, 100% relative abundance	100.0
96 5.0 - 9.0% of mass 95	6.7
173 Less than 2.0% of mass 174	0.0
174 50.0 - 200.0% of mass 95	126.6
175 5.0 - 9.0% of mass 174	7.7
176 95.0 - 101.0% of mass 174	99.1
177 5.0 - 9.0% of mass 176	6.5

8A
INTERNAL STANDARD AREA AND RT SUMMARY

Lab Name: APPL Inc. Contract: _____
 Lab Code: _____ SDG No.: _____
 Lab File ID (Standard): 1015M17.D Date Analyzed: 10/15/21
 Instrument ID: Max Time Analyzed: 17:35
 GC Column: _____ ID: _____ Heated Purge: (Y/N) _____

	Fluorobenzene (IS)		Chlorobenzene-D5 (IS)		1,4-Dichlorobenzene-D (IS)	
	AREA #	RT #	AREA #	RT #	AREA #	RT #
12 HOUR STD	377347	6.34	347072	9.50	236441	11.82
UPPER LIMIT	754694	6.51	694144	9.67	472882	11.99
LOWER LIMIT	188674	6.17	173536	9.33	118221	11.65
SAMPLE NO.						
01 0.3ug/L VOC STD 10/15/21	397342	6.34	352293	9.50	217437	11.82
02 0.5ug/L VOC STD 10/15/21	396824	6.34	348546	9.50	220294	11.82
03 1ug/L VOC STD 10/15/21	394605	6.34	355921	9.50	218264	11.82
04 2ug/L VOC STD 10/15/21	397741	6.34	352458	9.50	222724	11.82
05 5ug/L VOC STD 10/15/21	387411	6.34	344894	9.50	232454	11.82
06 10ug/L VOC STD 10/15/21	377347	6.34	347072	9.50	236441	11.82
07 20ug/L VOC STD 10/15/21	395871	6.34	351611	9.50	235162	11.82
08 40ug/L VOC STD 10/15/21	394795	6.34	356570	9.50	246902	11.82
09 100ug/L VOC STD 10/15/21	386789	6.34	357810	9.50	248989	11.82
10 (SS) 10ug/L VOC STD 10/15/21	407759	6.34	364241	9.50	235667	11.82
11						
12						
13						
14						
15						
16						
17						
18						
19						
20						
21						
22						

AREA UPPER LIMIT = +100% of internal standard area.
 AREA LOWER LIMIT = -50% of internal standard area.
 RT UPPER LIMIT = +0.17 minutes of internal standard RT
 RT LOWER LIMIT = -0.17 minutes of internal standard RT

Column used to flag values outside QC limits with an asterisk.
 * Values outside of QC limits.

Form 5
Tune Summary

Lab Name: APPL Inc.
Case No: 98096
Matrix: Water
ID: 1109M01.D

SDG No: 98096
Date Analyzed: 11/9/2021
Instrument: Max
Time Analyzed: 8:03

	Client Sample No.	APPL ID.	File ID.	Date Analyzed
1		211109A CCV 10ug/L	1109M02.D	11/9/2021 8:32
2	Lab Control Spike	211109A LCS 10ug/L	1109M03.D	11/9/2021 9:00
3	Lab Control SpikeD	211109A LCSD 10ug/L	1109M04.D	11/9/2021 9:28
4	Blank	211109A BLK	1109M08.D	11/9/2021 11:22
5	ERH1871	BA45107W01	1109M14.D	11/9/2021 14:12
6	ERH1872	BA45108W01	1109M15.D	11/9/2021 14:41
7	ERH1874	BA45109W01	1109M16.D	11/9/2021 15:09
8	ERH1875	BA45110W01	1109M17.D	11/9/2021 15:38
9	ERH1877	BA45111W01	1109M18.D	11/9/2021 16:06
10		Ending CCV 10ug/L 11	1109M52.D	11/10/2021 7:35
11				
12				
13				
14				
15				
16				
17				
18				
19				
20				
21				
22				

m/e

50 15.0 - 40.0% of mass 95	<u>21.0</u>
75 30.0 - 60.0% of mas 95	<u>59.2</u>
95 Base peak, 100% relative abundance	<u>100.0</u>
96 5.0 - 9.0% of mass 95	<u>5.8</u>
173 Less than 2.0% of mass 174	<u>0.0</u>
174 50.0 - 200.0% of mass 95	<u>137.6</u>
175 5.0 - 9.0% of mass 174	<u>7.5</u>
176 95.0 - 101.0% of mass 174	<u>98.0</u>
177 5.0 - 9.0% of mass 176	<u>6.8</u>

8A
INTERNAL STANDARD AREA AND RT SUMMARY

Lab Name: APPL Inc. Contract: _____
 Lab Code: _____ SDG No.: _____
 Lab File ID (Standard): 1109M02.D Date Analyzed: 9 Nov 21 8:32
 Instrument ID: Max Time Analyzed: 9 Nov 21 8:32
 GC Column: _____ ID: _____ Heated Purge: (Y/N) _____

		Fluorobenzene (IS)		Chlorobenzene-D5 (IS)		1,4-Dichlorobenzene-D (IS)	
		AREA #	RT #	AREA #	RT #	AREA #	RT #
12 HOUR STD		405840	6.38	378086	9.53	238208	11.85
UPPER LIMIT		811680	6.55	756172	9.70	476416	12.02
LOWER LIMIT		202920	6.21	189043	9.36	119104	11.68
SAMPLE NO.							
01	211109A CCV 10ug/L	405840	6.38	378086	9.53	238208	11.85
02	211109A LCS 10ug/L	411507	6.38	369189	9.53	234982	11.85
03	211109A LCSD 10ug/L	401220	6.38	350067	9.53	232601	11.85
04	211109A BLK	396510	6.38	344545	9.53	212548	11.85
05	BA45107W01	383313	6.37	340452	9.53	208876	11.85
06	BA45108W01	382635	6.37	335248	9.53	220572	11.85
07	BA45109W01	388259	6.37	346660	9.53	211219	11.85
08	BA45110W01	392735	6.37	349308	9.53	231087	11.85
09	BA45111W01	378644	6.37	348750	9.53	225110	11.84
10	Ending CCV 10ug/L 11/9	424187	6.37	395840	9.53	254952	11.85
11							
12							
13							
14							
15							
16							
17							
18							
19							
20							
21							
22							

AREA UPPER LIMIT = +100% of internal standard area.
 AREA LOWER LIMIT = -50% of internal standard area.
 RT UPPER LIMIT = +0.17 minutes of internal standard RT
 RT LOWER LIMIT = -0.17 minutes of internal standard RT

Column used to flag values outside QC limits with an asterisk.
 * Values outside of QC limits.

Form 5
Tune Summary

Lab Name: APPL Inc.
Case No: 98096
Matrix: Water
ID: 1110M00.D

SDG No: 98096
Date Analyzed: 11/10/2021
Instrument: Max
Time Analyzed: 8:32

	Client Sample No.	APPL ID.	File ID.	Date Analyzed
1		211110A CCV 10ug/L	1110M02.D	11/10/2021 9:17
2	Lab Control Spike	211110A LCS 10ug/L	1110M03.D	11/10/2021 9:45
3	Lab Control SpikeD	211110A LCSD 10ug/L	1110M04.D	11/10/2021 10:14
4	Blank	211110A BLK	1110M08.D	11/10/2021 12:07
5	ERH1878	BA45112W02	1110M09.D	11/10/2021 12:36
6	ERH1880	BA45113W03	1110M10.D	11/10/2021 13:04
7	ERH1881	BA45114W02	1110M11.D	11/10/2021 13:32
8		Ending CCV 10ug/L 11	1110M16.D	11/10/2021 15:54
9				
10				
11				
12				
13				
14				
15				
16				
17				
18				
19				
20				
21				
22				

m/e

50 14.5 - 40% of mass 95	<u>15.6</u>
75 30 - 60% of mass 95	<u>51.6</u>
95 100 - 100% of mass 95	<u>100.0</u>
96 5 - 9% of mass 95	<u>5.3</u>
173 0 - 2% of mass 174	<u>0.8</u>
174 50 - 200% of mass 95	<u>128.7</u>
175 5 - 9% of mass 174	<u>5.3</u>
176 95 - 100% of mass 174	<u>95.7</u>
177 5 - 9% of mass 176	<u>8.7</u>

8A
INTERNAL STANDARD AREA AND RT SUMMARY

Lab Name: APPL Inc. Contract: _____
 Lab Code: _____ SDG No.: _____
 Lab File ID (Standard): 1110M02.D Date Analyzed: 11/10/21
 Instrument ID: Max Time Analyzed: 9:17
 GC Column: _____ ID: _____ Heated Purge: (Y/N) _____

	Fluorobenzene (IS)		Chlorobenzene-D5 (IS)		1,4-Dichlorobenzene-D (IS)		
	AREA #	RT #	AREA #	RT #	AREA #	RT #	
12 HOUR STD	425137	6.38	397361	9.53	247904	11.85	
UPPER LIMIT	850274	6.55	794722	9.70	495808	12.02	
LOWER LIMIT	212569	6.21	198681	9.36	123952	11.68	
SAMPLE NO.							
01	211110A CCV 10ug/L	425137	6.38	397361	9.53	247904	11.85
02	211110A LCS 10ug/L	417660	6.38	379724	9.53	241163	11.85
03	211110A LCSD 10ug/L	423398	6.38	393874	9.53	249339	11.85
04	211110A BLK	421539	6.38	369679	9.53	215445	11.85
05	BA45112W02	427971	6.37	370640	9.53	216916	11.85
06	BA45113W03	419040	6.38	363442	9.53	215035	11.85
07	BA45114W02	408587	6.37	365510	9.53	211433	11.85
08	Ending CCV 10ug/L 11/	403403	6.37	364309	9.53	231505	11.84
09							
10							
11							
12							
13							
14							
15							
16							
17							
18							
19							
20							
21							
22							

AREA UPPER LIMIT = +100% of internal standard area.
 AREA LOWER LIMIT = -50% of internal standard area.
 RT UPPER LIMIT = +0.17 minutes of internal standard RT
 RT LOWER LIMIT = -0.17 minutes of internal standard RT

Column used to flag values outside QC limits with an asterisk.
 * Values outside of QC limits.

EPA 8260B

Form 2 & 8

Surrogate Recovery

Lab Name: APPL, Inc.
Case No: 98096
Matrix: WATER

SDG No: 98096
Date Analyzed: 11/9/2021
Instrument: Max

APPL ID.	Client Sample No.	SURROGATE: 4-BROMOFLUOROBENZENE (S)			Limits	Result	Qualifier
		Limits	Result	Qualifier			
211109AM-LCS	Lab Control Spike	85-114	99.2				
211109AM-LCSD	Lab Control SpikeD	85-114	99.2				
211109AM-BLK	Blank	85-114	100				
BA45107	ERH1871	85-114	98.5				
BA45108	ERH1872	85-114	99.5				
BA45109	ERH1874	85-114	97.7				
BA45110	ERH1875	85-114	102				
BA45111	ERH1877	85-114	95.3				

Comments: Batch: #GRO86-211109AM

Printed: 11/12/2021 1:17:01 PM
Form 2 & 8, Surrogate Recovery Summary

EPA 8260B

Form 2 & 8

Surrogate Recovery

Lab Name: APPL, Inc.

SDG No: 98096

Case No: 98096

Date Analyzed: 11/10/2021

Matrix: WATER

Instrument: Max

APPL ID.	Client Sample No.	SURROGATE: 4-BROMOFLUOROBENZENE (S)			Limits	Result	Qualifier
		Limits	Result	Qualifier			
211110AM-LCS	Lab Control Spike	85-114	98.0				
211110AM-LCSD	Lab Control SpikeD	85-114	99.6				
211110AM-BLK	Blank	85-114	94.4				
BA45112	ERH1878	85-114	95.6				
BA45113	ERH1880	85-114	99.2				
BA45114	ERH1881	85-114	96.2				

Comments: Batch: #GRO86-211110AM

Printed: 11/12/2021 1:17:01 PM
Form 2 & 8, Surrogate Recovery Summary

EPA 8260B

Form 4

Blank Summary

Lab Name: APPL, Inc.
Case No: 98096
Matrix: WATER
Blank ID: 211109AM-BLK

SDG No: 98096
Date Analyzed: 11/9/2021
Instrument: Max
Time Analyzed: 1122

APPL ID.	Client Sample No.	File ID.	Date Analyzed
211109AM-LCS	Lab Control Spike	1109M06	11/9/2021 1025
211109AM-LCSD	Lab Control Spiked	1109M07	11/9/2021 1053
211109AM-BLK	Blank	1109M08	11/9/2021 1122
BA45107	ERH1871	1109M14	11/9/2021 1412
BA45108	ERH1872	1109M15	11/9/2021 1441
BA45109	ERH1874	1109M16	11/9/2021 1509
BA45110	ERH1875	1109M17	11/9/2021 1538
BA45111	ERH1877	1109M18	11/9/2021 1606

Comments: Batch: #GRO86-211109AM

Printed: 11/12/2021 1:16:21 PM
Form 4, Blank Summary

EPA 8260B

Form 4

Blank Summary

Lab Name: APPL, Inc.

SDG No: 98096

Case No: 98096

Date Analyzed: 11/10/2021

Matrix: WATER

Instrument: Max

Blank ID: 211110AM-BLK

Time Analyzed: 1207

APPL ID.	Client Sample No.	File ID.	Date Analyzed
211110AM-LCS	Lab Control Spike	1110M06	11/10/2021 1042
211110AM-LCSD	Lab Control Spiked	1110M07	11/10/2021 1139
211110AM-BLK	Blank	1110M08	11/10/2021 1207
BA45112	ERH1878	1110M09	11/10/2021 1236
BA45113	ERH1880	1110M10	11/10/2021 1304
BA45114	ERH1881	1110M11	11/10/2021 1332

Comments: Batch: #GRO86-211110AM

Printed: 11/12/2021 1:16:21 PM
Form 4, Blank Summary

Method Blank
EPA 8260B GRO WATER

Blank Name/QCG: **211109W-45099 - 270327**
Batch ID: #GRO86-211109AM

APPL Inc.
908 North Temperance Avenue
Clovis, CA 93611

Sample Type	Analyte	Result	LOQ	LOD	DL	Units	Extraction Date	Analysis Date
BLANK	GASOLINE RANGE ORGANICS	18.0 U	20	18.0	8.6	ug/L	11/9/2021	11/9/2021
BLANK	SURROGATE: 4-BROMOFLUORO	100	85-114			%	11/9/2021	11/9/2021

Quant Method:M0825SUR.M
Run #:1109M08
Instrument:Max
Sequence:211108
Initials: PAN

GC SC-Blank-REG MDLs-DOD
Printed: 11/12/2021 1:21:12 PM

Method Blank
EPA 8260B GRO WATER

Blank Name/QCG: **211110W-45112 - 270328**
Batch ID: #GRO86-211110AM

APPL Inc.
908 North Temperance Avenue
Clovis, CA 93611

Sample Type	Analyte	Result	LOQ	LOD	DL	Units	Extraction Date	Analysis Date
BLANK	GASOLINE RANGE ORGANICS	18.0 U	20	18.0	8.6	ug/L	11/10/2021	11/10/2021
BLANK	SURROGATE: 4-BROMOFLUORO	94.4	85-114			%	11/10/2021	11/10/2021

Quant Method:M0825SUR.M
Run #:1110M08
Instrument:Max
Sequence:211108
Initials: PAN

GC SC-Blank-REG MDLs-DOD
Printed: 11/12/2021 1:21:12 PM

EPA 8260B

Form 4

LCS Summary

Lab Name: APPL, Inc.
Case No: 98096
Matrix: WATER
LCS ID: 211109AM-LCS

SDG No: 98096
Date Analyzed: 11/9/2021
Instrument: Max
Time Analyzed: 1025

APPL ID.	Client Sample No.	File ID.	Date Analyzed
211109AM-LCS	Lab Control Spike	1109M06	11/9/2021 1025
211109AM-LCSD	Lab Control Spiked	1109M07	11/9/2021 1053
211109AM-BLK	Blank	1109M08	11/9/2021 1122
BA45107	ERH1871	1109M14	11/9/2021 1412
BA45108	ERH1872	1109M15	11/9/2021 1441
BA45109	ERH1874	1109M16	11/9/2021 1509
BA45110	ERH1875	1109M17	11/9/2021 1538
BA45111	ERH1877	1109M18	11/9/2021 1606

Comments: Batch: #GRO86-211109AM

Printed: 11/12/2021 1:15:51 PM
Form 4, LCS Summary

EPA 8260B

Form 4

LCS Summary

Lab Name: APPL, Inc.

SDG No: 98096

Case No: 98096

Date Analyzed: 11/10/2021

Matrix: WATER

Instrument: Max

LCS ID: 211110AM-LCS

Time Analyzed: 1042

APPL ID.	Client Sample No.	File ID.	Date Analyzed
211110AM-LCS	Lab Control Spike	1110M06	11/10/2021 1042
211110AM-LCSD	Lab Control Spiked	1110M07	11/10/2021 1139
211110AM-BLK	Blank	1110M08	11/10/2021 1207
BA45112	ERH1878	1110M09	11/10/2021 1236
BA45113	ERH1880	1110M10	11/10/2021 1304
BA45114	ERH1881	1110M11	11/10/2021 1332

Comments: Batch: #GRO86-211110AM

Printed: 11/12/2021 1:15:51 PM
Form 4, LCS Summary

Laboratory Control Spike Recoveries

EPA 8260B GRO WATER

APPL ID: 211109W-45099 LCS - 270327
 Batch ID: #GRO86-211109AM

APPL Inc.
 908 North Temperance Avenue
 Clovis, CA 93611

Compound Name	Spike Lvl ug/L	SPK Result ug/L	DUP Result ug/L	SPK % Recovery	DUP % Recovery	Recovery Limits	RPD %	RPD Limits
GASOLINE RANGE ORGANICS	300	279	303	93.0	101	78-122	8.2	20
SURROGATE: 4-BROMOFLUOROBENZE	25.0	24.8	24.8	99.2	99.2	85-114		

Comments: _____

<u>Primary</u>	<u>SPK</u>	<u>DUP</u>
Quant Method :	M0825SUR.M	M0825SUR.M
Extraction Date :	11/9/2021	11/9/2021
Analysis Date :	11/9/2021	11/9/2021
Instrument :	Max	Max
Run :	1109M06	1109M07
Initials :	PAN	

Laboratory Control Spike Recoveries

EPA 8260B GRO WATER

APPL ID: 211110W-45112 LCS - 270328

Batch ID: #GRO86-211110AM

APPL Inc.

908 North Temperance Avenue

Clovis, CA 93611

Compound Name	Spike Lvl ug/L	SPK Result ug/L	DUP Result ug/L	SPK % Recovery	DUP % Recovery	Recovery Limits	RPD %	RPD Limits
GASOLINE RANGE ORGANICS	300	278	273	92.7	91.0	78-122	1.8	20
SURROGATE: 4-BROMOFLUOROBENZE	25.0	24.5	24.9	98.0	99.6	85-114		

Comments: _____

<u>Primary</u>	<u>SPK</u>	<u>DUP</u>
Quant Method :	M0825SUR.M	M0825SUR.M
Extraction Date :	11/10/2021	11/10/2021
Analysis Date :	11/10/2021	11/10/2021
Instrument :	Max	Max
Run :	1110M06	1110M07
Initials :	PAN	

SW846 9060A

Form 4

Blank Summary

Lab Name: APPL, Inc.
Case No: 98096
Matrix: WATER
Blank ID: 211105A-BLK

SDG No: 98096
Date Analyzed: 11/5/2021
Instrument: TICTOC
Time Analyzed: 1808

APPL ID.	Client Sample No.	File ID.	Date Analyzed
211105A-BLK	Blank	26	11/5/2021 1808
211105A-LCS	Lab Control Spike	27	11/5/2021 1850
211105A-LCSD	Lab Control Spiked	28	11/5/2021 1932
BA45108	ERH1872	33	11/5/2021 2302
BA45110	ERH1875	34	11/5/2021 2345
BA45112	ERH1878	35	11/6/2021 0026
BA45114	ERH1881	36	11/6/2021 0108

Comments: Batch: #TOCW5-211105A

Printed: 11/11/2021 2:25:27 PM
Form 4, Blank Summary

WETLAB BLANK

APPL Inc.
908 North Temperance Avenue
Clovis, CA 93611

Method	Analyte	Result	LOQ	LOD	DL	Units	Prep Date	Analysis Date	QC Group
SW846 90	TOTAL ORGANIC C	0.350 U	0.93	0.350	0.130	mg/L	11/05/21	11/05/21	#TOCW5-211105A-BA43145

SW846 9060A

Form 4

LCS Summary

Lab Name: APPL, Inc.
Case No: 98096
Matrix: WATER
LCS ID: 211105A-LCS

SDG No: 98096
Date Analyzed: 11/5/2021
Instrument: TICTOC
Time Analyzed: 1850

APPL ID.	Client Sample No.	File ID.	Date Analyzed
211105A-BLK	Blank	26	11/5/2021 1808
211105A-LCS	Lab Control Spike	27	11/5/2021 1850
211105A-LCSD	Lab Control Spiked	28	11/5/2021 1932
BA45108	ERH1872	33	11/5/2021 2302
BA45110	ERH1875	34	11/5/2021 2345
BA45112	ERH1878	35	11/6/2021 0026
BA45114	ERH1881	36	11/6/2021 0108

Comments: Batch: #TOCW5-211105A

Laboratory Control Spike Recoveries

WETLAB

APPL Inc.
 908 North Temperance Avenue
 Clovis, CA 93611

Method	Compound Name	Spike Lvl mg/L	SPK Res mg/L	DUP Res mg/L	SPK % Recov	DUP % Recov	RPD	RPD Max	QC Limits	Extract Date-Spk	Analysis Date-Spk	Extract Date-Dup	Analysis Date-Dup	QC Group
SW846 90	TOTAL ORGANIC CARBO	5.00	4.54	4.59	90.8	91.8	1.1	20	80-120	11/05/21	11/05/21	11/05/21	11/05/21	#TOCW5-211105A-BA431

Comments: _____

ORGANICS
Calibration Data

TPH Extractables
DOC1028

Form 6
Initial Calibration

Lab Name: APPL, Inc.

SDG No: _____

Case No: _____

Initial Cal. Date: 10/28/2021

Matrix: Water

Instrument: Apollo

Initials: KA

1028003.D 1028004.D 1028005.D 1028006.D 1028007.D 1028008.D 1028009.D

	Compound	1	2	3	4	5	6	7				Avg	%RSD	Type	r ²	Q
1	HATM Diesel (C10-C24)	2983809	2406563	2517872	2418941	2337993	2387715	2563791				2516669	8.7	HATM		
2	HBTML Motor Oil (C24-C40)	5192328	3260715	2065863	1824592	1695984	1676117	1728658				2492037	53	HBTM	1.000	
3	SA Ortho-Terphenyl(S)	3637234	3178668	3119876	3035678	2926966	2905323	3088794				3127505	7.9	SA		
4	SA Octacosane(S)	2469203	2170507	2286410	2275552	2170413	2171254	2286658				2261428	4.8	SA		
5																
6																
7																
8																
9																
10																
11																
12																
13																
14																
15																
16																
17																
18																
19																
20																
21																
22																
23																
24																
25																
26																
27																
28																
29																
30																
31																
32																
33																
34																
35																

2.118919

Data File : G:\APOLLO\DATA\211028\1028003.D Vial: 3
 Acq On : 10-28-21 9:19:03 Operator: KA
 Sample : DMO STD 1 10/28/21 Inst : Apollo
 Misc : water Multiplr: 1.00
 IntFile : events.e
 Quant Time: Oct 28 15:39 2021 Quant Results File: DOC1028.RES

Method : G:\APOLLO\DATA\211028\DOC1028.M (Chemstation Integrator)
 Title : 8015 B&C
 Last Update : Thu Oct 28 15:39:11 2021
 Response via : Multiple Level Calibration

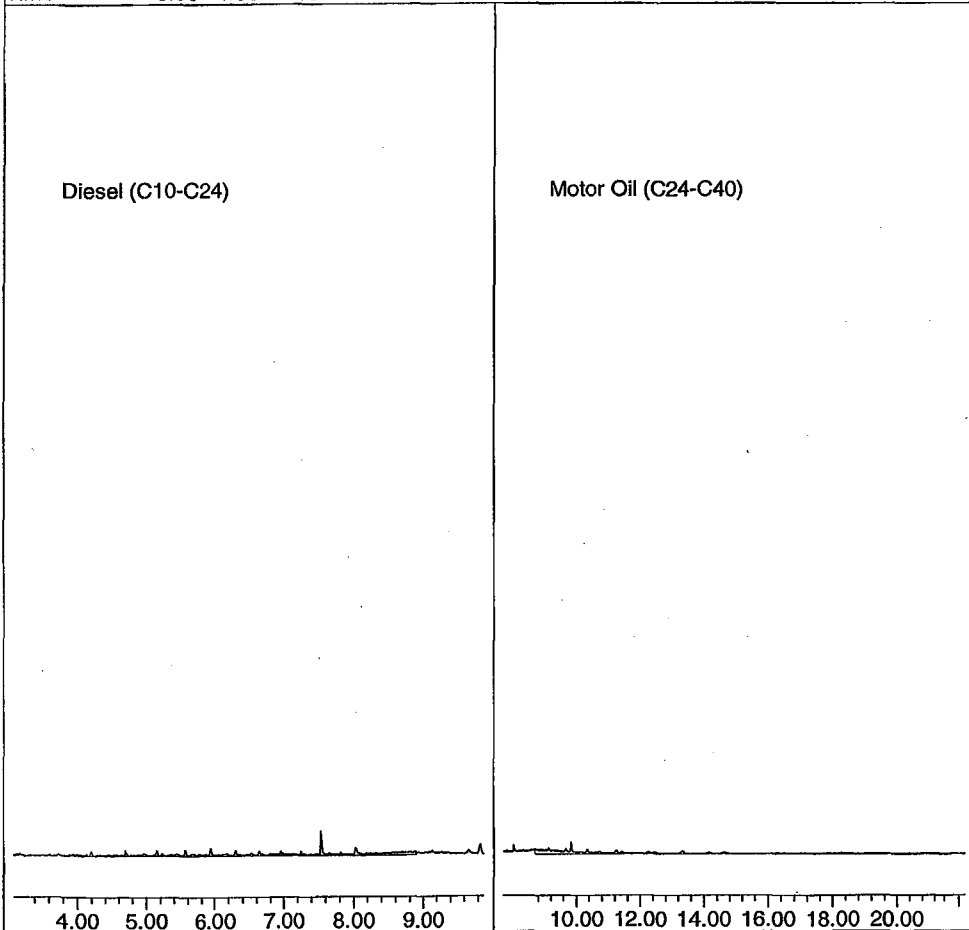
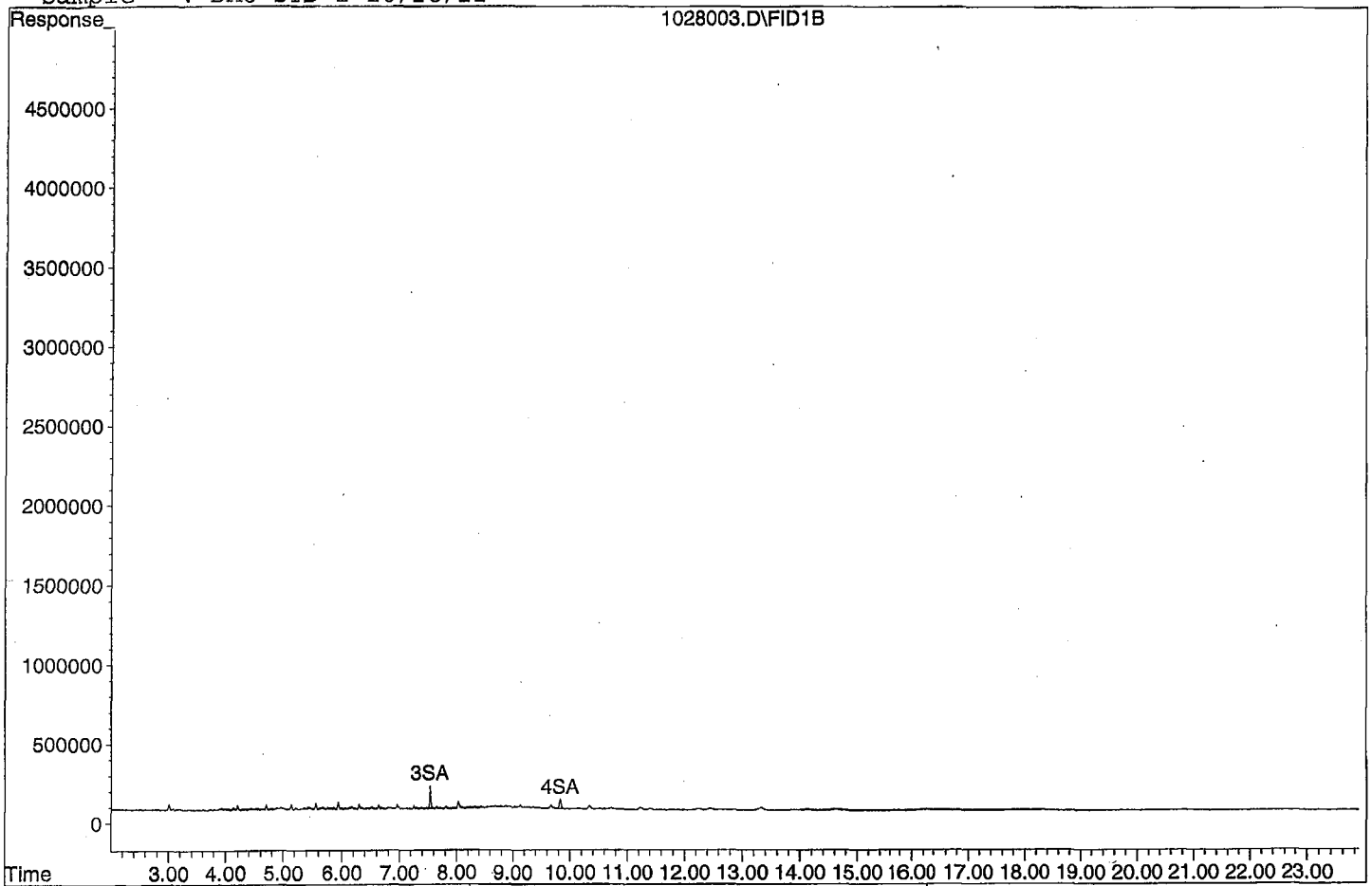
Volume Inj. : 2UL
 Signal Phase : DB-5
 Signal Info : FID02A

Compound	R.T.	Response	Conc Units
System Monitoring Compounds			
3) SA Ortho-Terphenyl(S)	7.53	1818617	0.291 ppb
Surrogate Spike 30.000		Recovery =	0.97%
4) SA Octacosane(S)	9.82	1234601	0.273 ppb
Surrogate Spike 30.000		Recovery =	0.91%
Target Compounds			
1) HATM Diesel (C10-C24)	6.49	29838086	5.928 ppb
2) HBTM Motor Oil (C24-C40)	14.96	51923283	5.234 ppb

Target Compounds

Quantitation Report

Data File: G:\APOLLO\DATA\211028\1028003.D
Sample : DMO STD 1 10/28/21



Quantitation Report (Not Reviewed)

Data File : G:\APOLLO\DATA\211028\1028004.D Vial: 4
 Acq On : 10-28-21 9:47:06 Operator: KA
 Sample : DMO STD 2 10/28/21 Inst : Apollo
 Misc : water Multiplr: 1.00
 IntFile : events.e
 Quant Time: Oct 28 15:39 2021 Quant Results File: DOC1028.RES

Method : G:\APOLLO\DATA\211028\DOC1028.M (Chemstation Integrator)
 Title : 8015 B&C
 Last Update : Thu Oct 28 15:39:11 2021
 Response via : Multiple Level Calibration

Volume Inj. : 2UL
 Signal Phase : DB-5
 Signal Info : FID02A


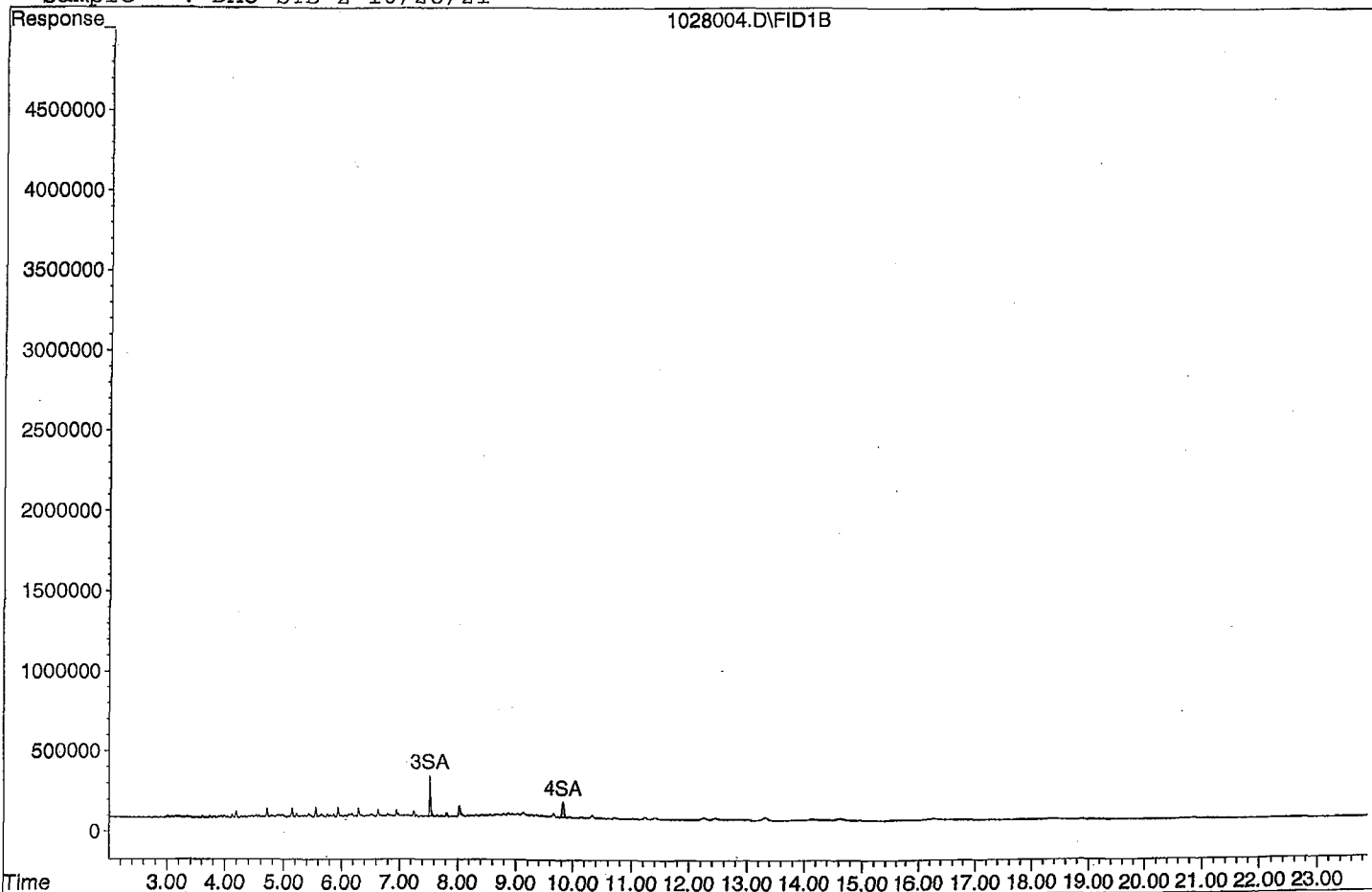
Compound	R.T.	Response	Conc Units

System Monitoring Compounds			
3) SA Ortho-Terphenyl(S)	7.53	3178668	0.508 ppb
Surrogate Spike 30.000		Recovery =	1.69%
4) SA Octacosane(S)	9.82	2170507	0.480 ppb
Surrogate Spike 30.000		Recovery =	1.60%
Target Compounds			
1) HATM Diesel (C10-C24)	6.49	48131263	9.562 ppb
2) HBTM Motor Oil (C24-C40)	14.96	65214303	9.152 ppb
Target Compounds			

Quantitation Report

Data File: G:\APOLLO\DATA\211028\1028004.D

Sample : DMO STD 2 10/28/21



Quantitation Report (Not Reviewed)

Data File : G:\APOLLO\DATA\211028\1028005.D Vial: 5
 Acq On : 10-28-21 10:15:13 Operator: KA
 Sample : DMO STD 3 10/28/21 Inst : Apollo
 Misc : water Multiplr: 1.00
 IntFile : events.e
 Quant Time: Oct 28 15:39 2021 Quant Results File: DOC1028.RES

Method : G:\APOLLO\DATA\211028\DOC1028.M (Chemstation Integrator)
 Title : 8015 B&C
 Last Update : Thu Oct 28 15:39:11 2021
 Response via : Multiple Level Calibration

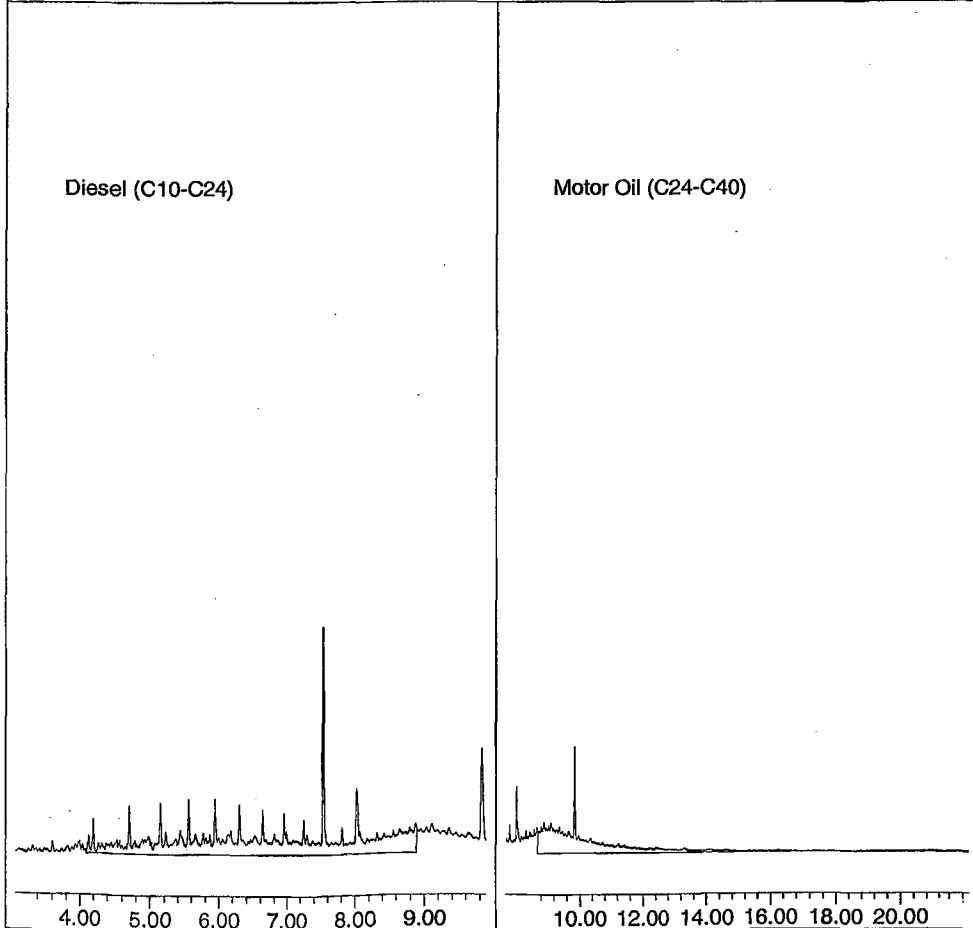
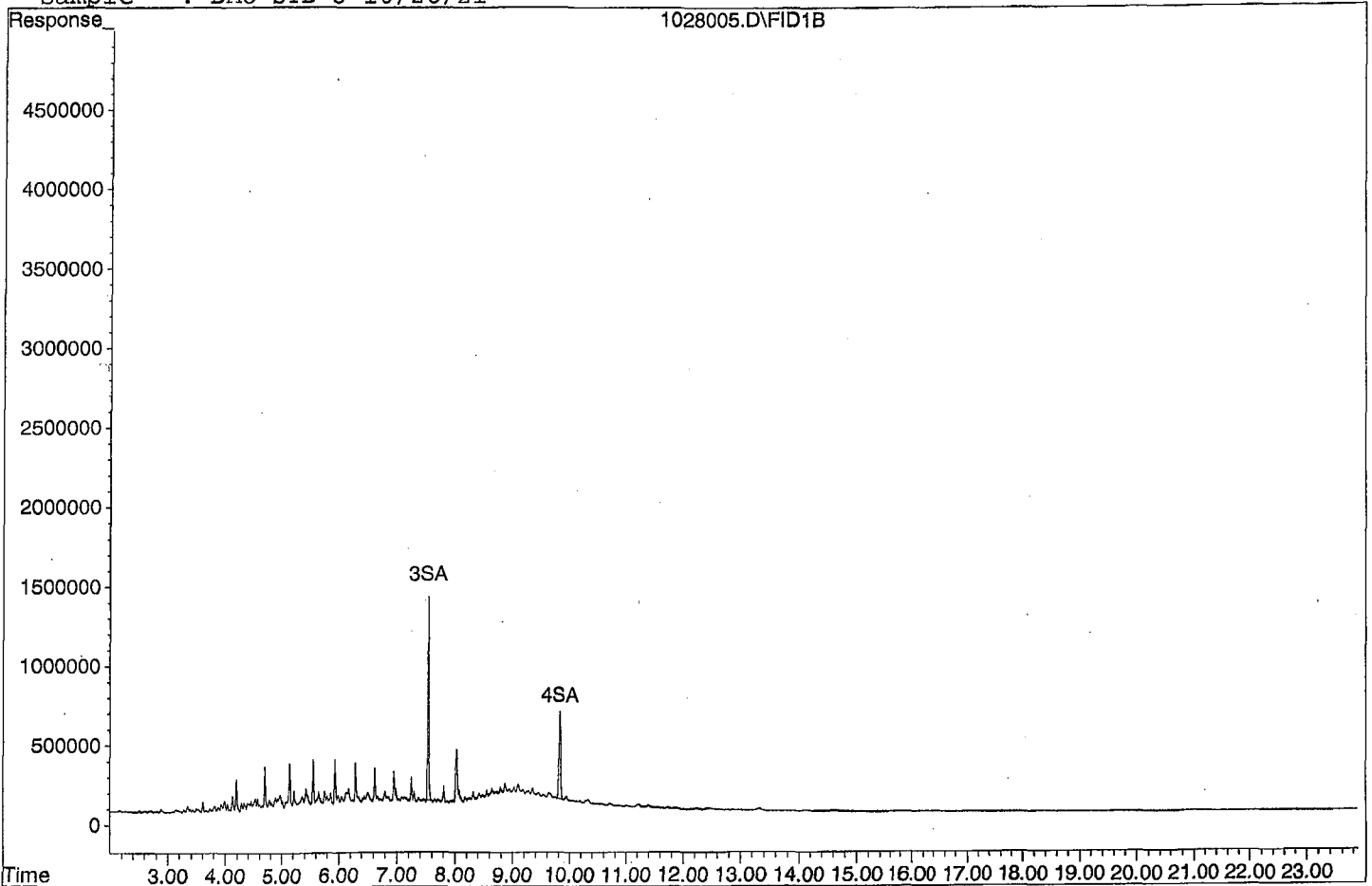
Volume Inj. : 2UL
 Signal Phase : DB-5
 Signal Info : FID02A

Compound	R.T.	Response	Conc Units

System Monitoring Compounds			
3) SA Ortho-Terphenyl(S)	7.53	15599382	2.494 ppb
Surrogate Spike 30.000		Recovery =	8.31%
4) SA Octacosane(S)	9.82	11432050	2.528 ppb
Surrogate Spike 30.000		Recovery =	8.43%
Target Compounds			
1) HATM Diesel (C10-C24)	6.49	251787231	50.024 ppb
2) HBTM Motor Oil (C24-C40)	14.96	206586322	50.832 ppb
Target Compounds			

Quantitation Report

Data File: G:\APOLLO\DATA\211028\1028005.D
Sample : DMO STD 3 10/28/21



Quantitation Report (Not Reviewed)

Data File : G:\APOLLO\DATA\211028\1028006.D Vial: 6
 Acq On : 10-28-21 10:43:31 Operator: KA
 Sample : DMO STD 4 10/28/21 Inst : Apollo
 Misc : water Multiplr: 1.00
 IntFile : events.e
 Quant Time: Oct 28 15:39 2021 Quant Results File: DOC1028.RES

Method : G:\APOLLO\DATA\211028\DOC1028.M (Chemstation Integrator)
 Title : 8015 B&C
 Last Update : Thu Oct 28 15:39:11 2021
 Response via : Multiple Level Calibration

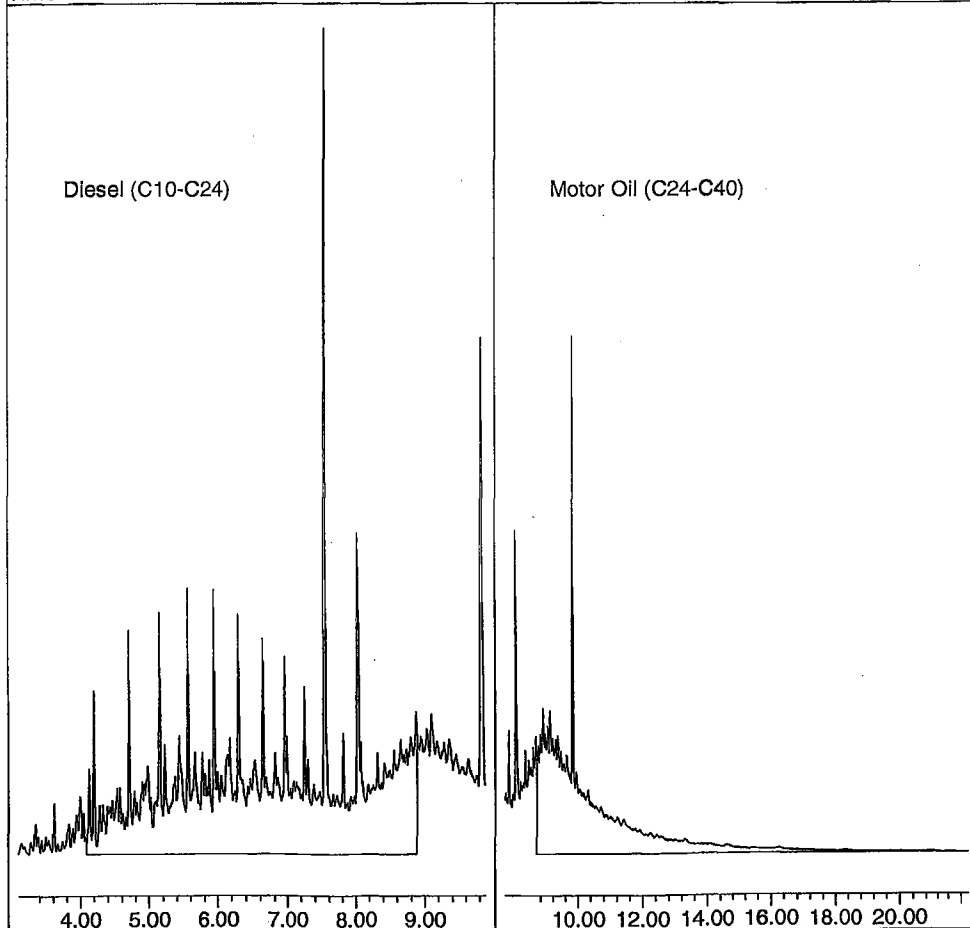
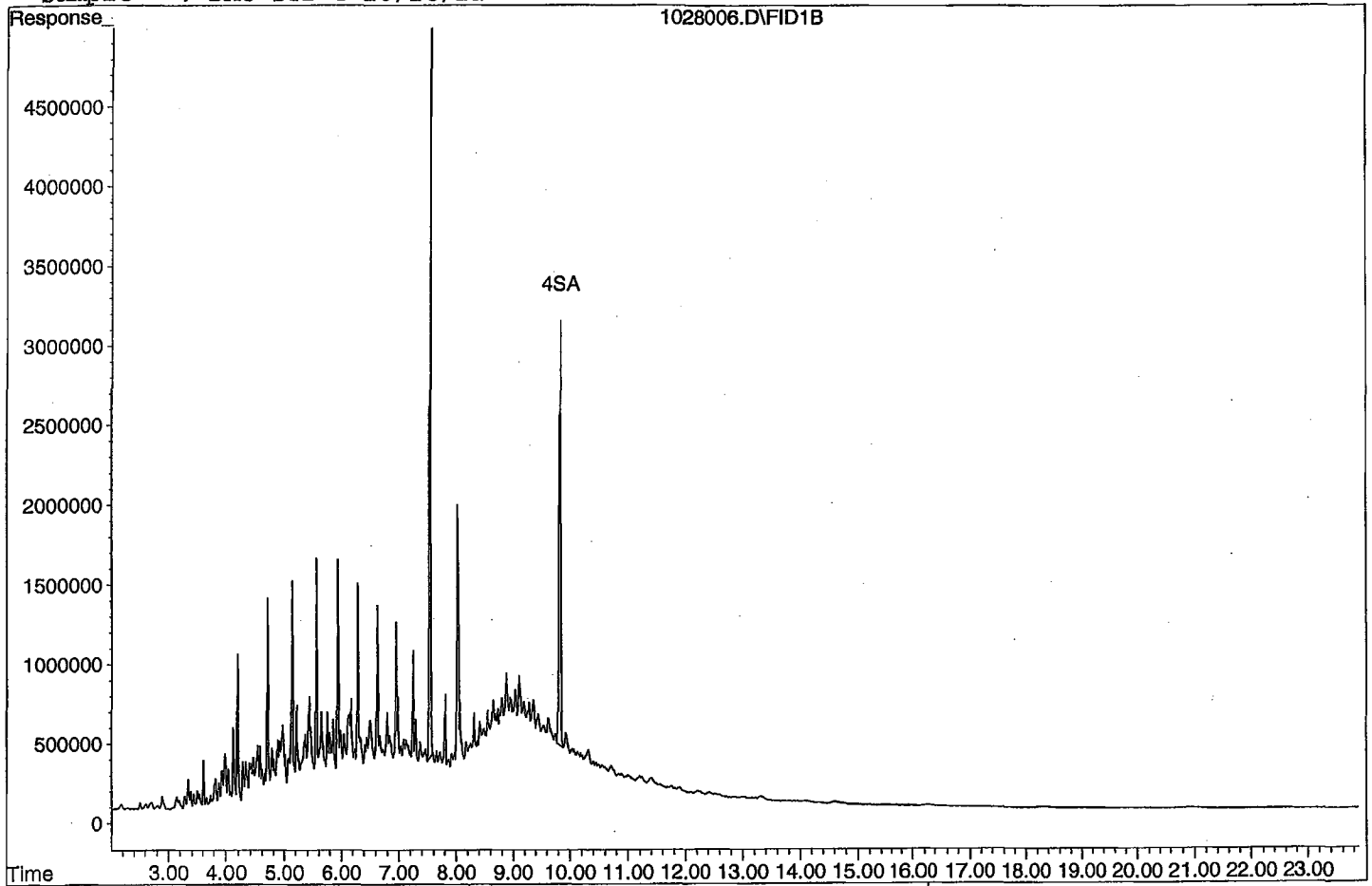
Volume Inj. : 2UL
 Signal Phase : DB-5
 Signal Info : FID02A

Compound	R.T.	Response	Conc Units
System Monitoring Compounds			
3) SA Ortho-Terphenyl(S)	7.53	75891940	12.133 ppb
Surrogate Spike 30.000		Recovery =	40.44%
4) SA Octacosane(S)	9.82	56888797	12.578 ppb
Surrogate Spike 30.000		Recovery =	41.93%
Target Compounds			
1) HATM Diesel (C10-C24)	6.49	1209470396	240.292 ppb
2) HBTM Motor Oil (C24-C40)	14.96	912296132	258.892 ppb
Target Compounds			

Quantitation Report

Data File: G:\APOLLO\DATA\211028\1028006.D

Sample : DMO STD 4 10/28/21



Data File : G:\APOLLO\DATA\211028\1028007.D Vial: 7
 Acq On : 10-28-21 11:11:42 Operator: KA
 Sample : DMO STD 5 10/28/21 Inst : Apollo
 Misc : water Multiplr: 1.00
 IntFile : events.e
 Quant Time: Oct 28 15:39 2021 Quant Results File: DOC1028.RES

Method : G:\APOLLO\DATA\211028\DOC1028.M (Chemstation Integrator)
 Title : 8015 B&C
 Last Update : Thu Oct 28 15:39:11 2021
 Response via : Multiple Level Calibration

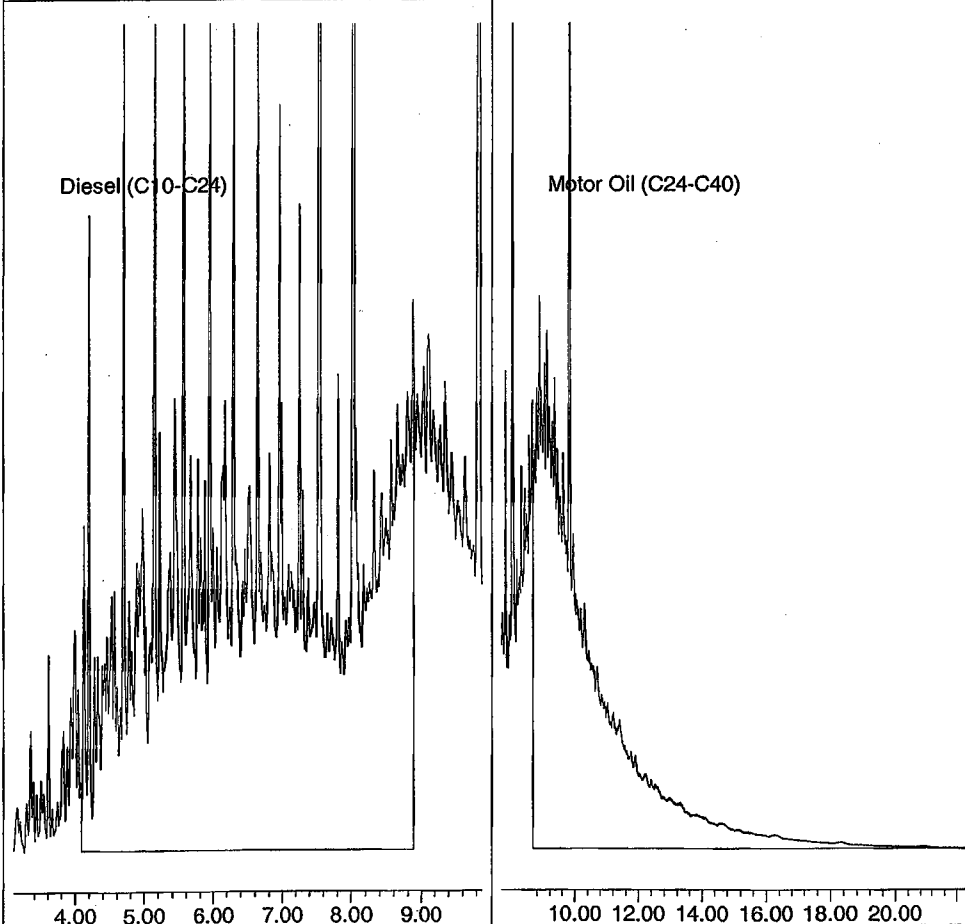
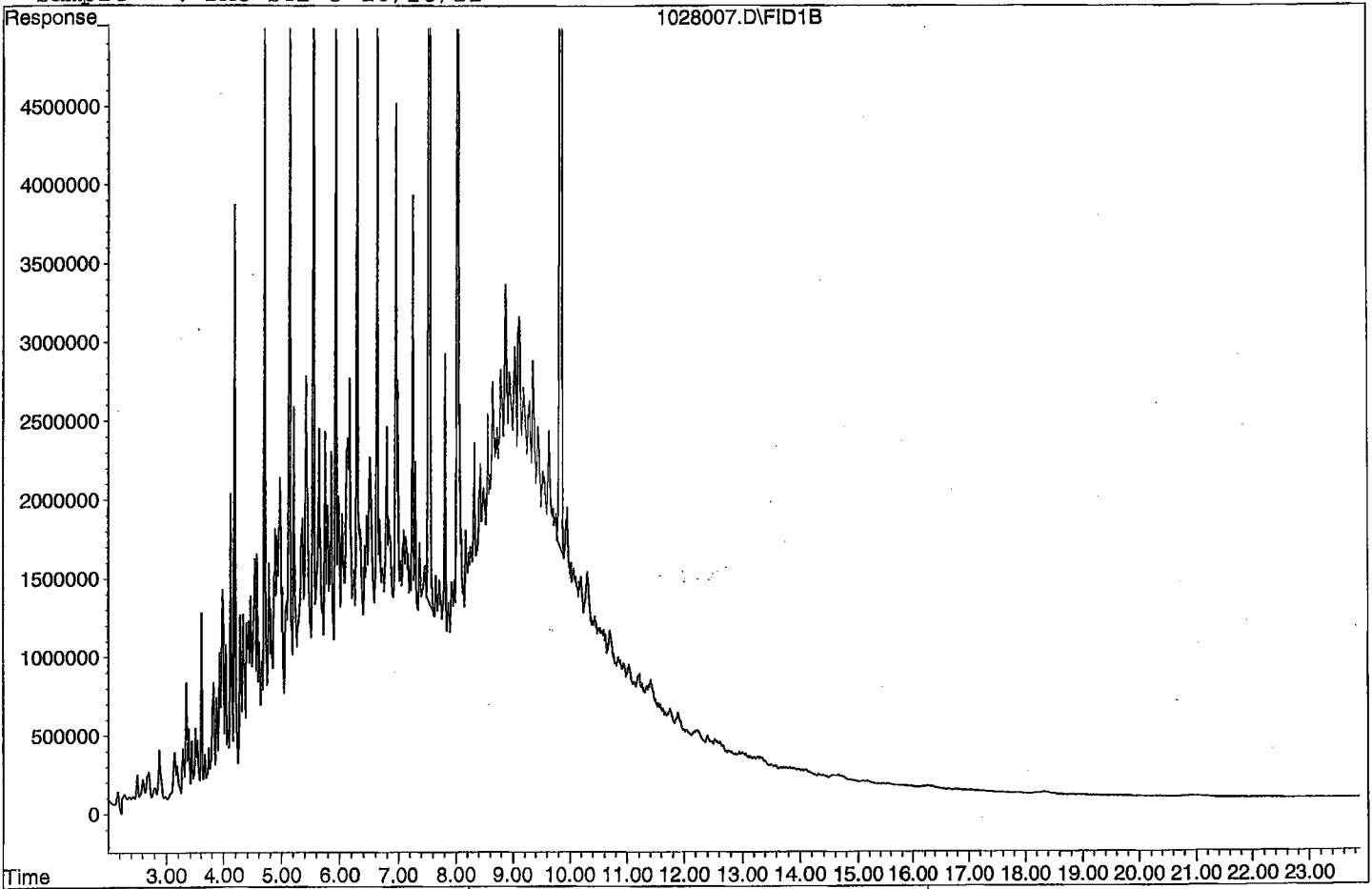
Volume Inj. : 2UL
 Signal Phase : DB-5
 Signal Info : FID02A

Compound	R.T.	Response	Conc Units
System Monitoring Compounds			
3) SA Ortho-Terphenyl(S)	7.54	292696553	46.794 ppb
Surrogate Spike 30.000		Recovery =	155.98%
4) SA Octacosane(S)	9.83	217041298	47.988 ppb
Surrogate Spike 30.000		Recovery =	159.96%
Target Compounds			
1) HATM Diesel (C10-C24)	6.49	4675985227	929.003 ppb
2) HBTM Motor Oil (C24-C40)	14.96	3391967397	989.959 ppb

Target Compounds

Quantitation Report

Data File: G:\APOLLO\DATA\211028\1028007.D
Sample : DMO STD 5 10/28/21



Quantitation Report (Not Reviewed)

Data File : G:\APOLLO\DATA\211028\1028008.D Vial: 8
 Acq On : 10-28-21 11:39:55 Operator: KA
 Sample : DMO STD 6 10/28/21 Inst : Apollo
 Misc : water Multiplr: 1.00
 IntFile : events.e
 Quant Time: Oct 28 15:39 2021 Quant Results File: DOC1028.RES

Method : G:\APOLLO\DATA\211028\DOC1028.M (Chemstation Integrator)
 Title : 8015 B&C
 Last Update : Thu Oct 28 15:39:11 2021
 Response via : Multiple Level Calibration

Volume Inj. : 2UL
 Signal Phase : DB-5
 Signal Info : FID02A

Compound	R.T.	Response	Conc Units

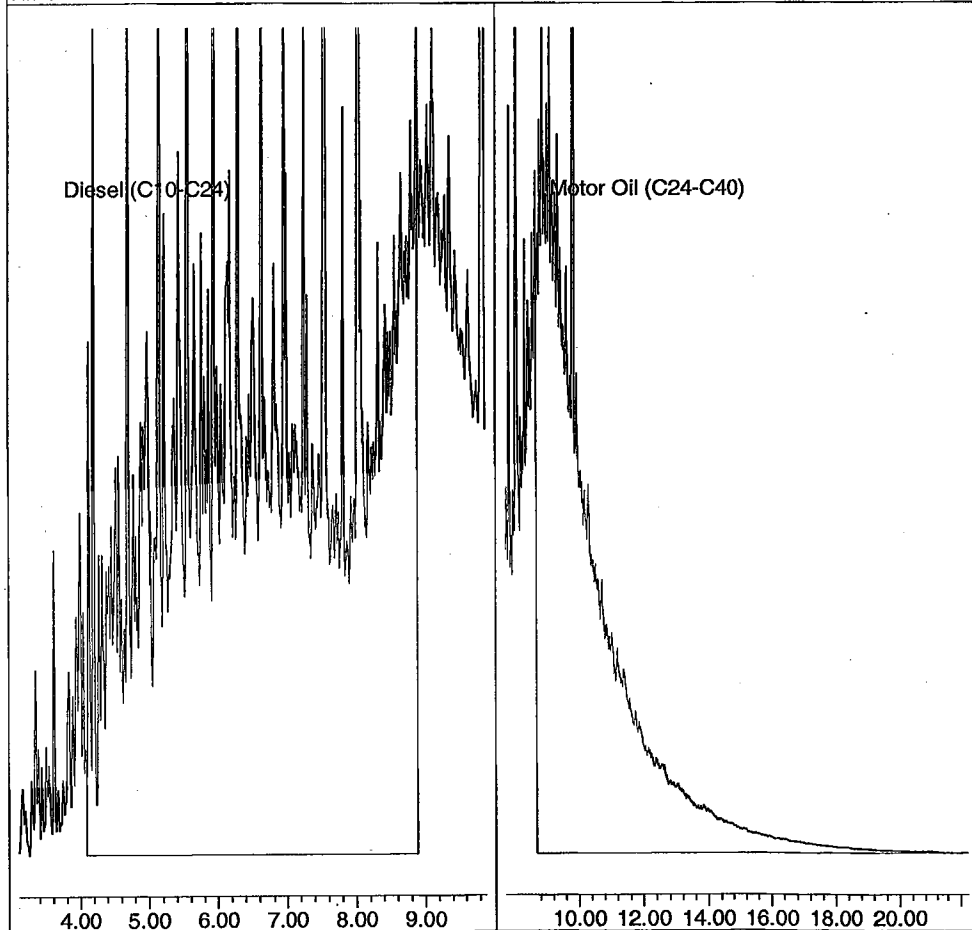
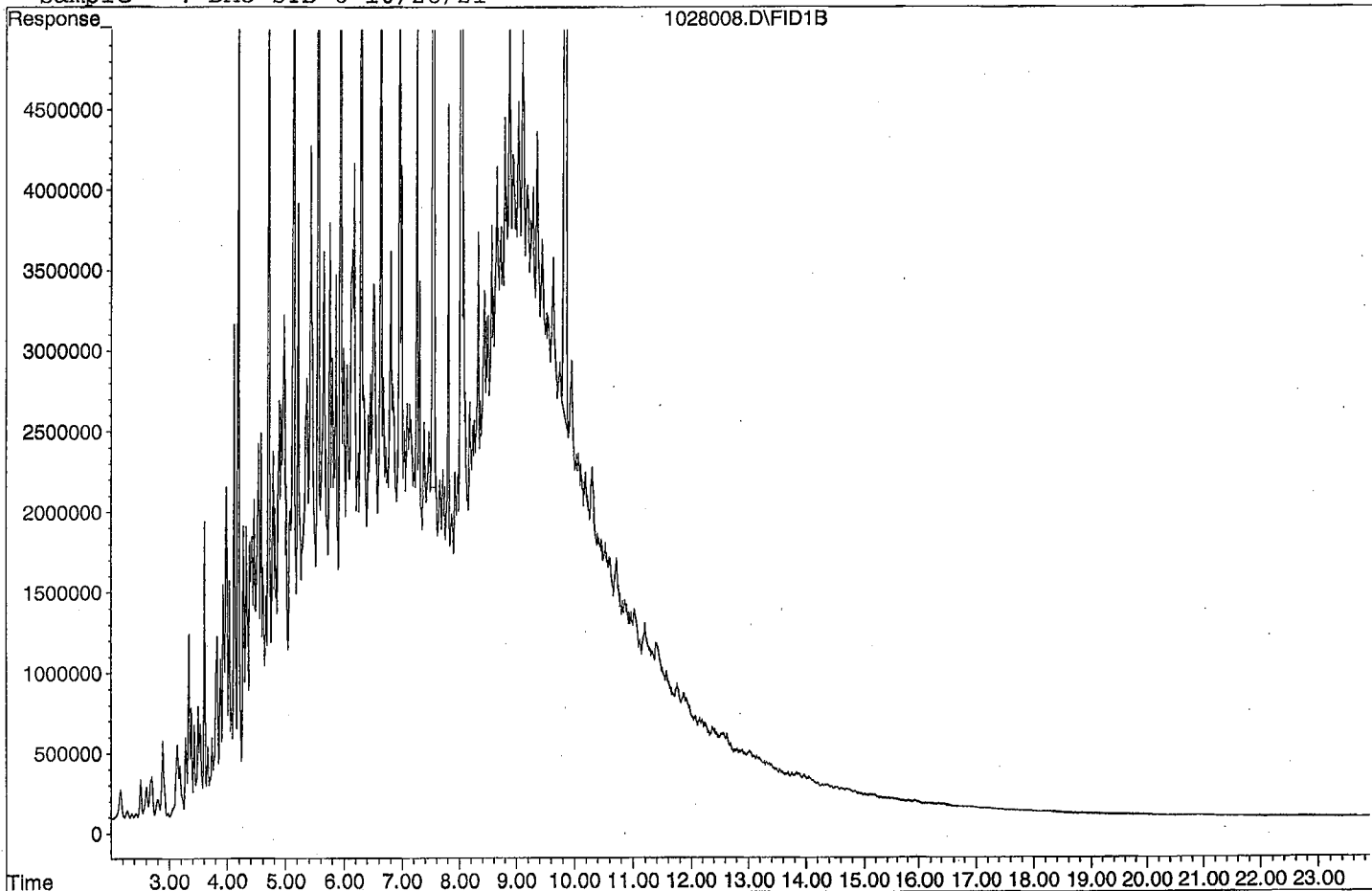
System Monitoring Compounds			
3) SA Ortho-Terphenyl(S)	7.54	435798382	69.672 ppb
Surrogate Spike 30.000		Recovery =	232.24%
4) SA Octacosane(S)	9.84	325688048	72.009 ppb
Surrogate Spike 30.000		Recovery =	240.03%
Target Compounds			
1) HATM Diesel (C10-C24)	6.49	7163144090	1423.140 ppb
2) HBTM Motor Oil (C24-C40)	14.96	5028351305	1472.405 ppb

Target Compounds

Quantitation Report

Data File: G:\APOLLO\DATA\211028\1028008.D

Sample : DMO STD 6 10/28/21



Quantitation Report (Not Reviewed)

Data File : G:\APOLLO\DATA\211028\1028009.D Vial: 9
 Acq On : 10-28-21 12:08:10 Operator: KA
 Sample : DMO STD 7 10/28/21 Inst : Apollo
 Misc : water Multiplr: 1.00
 IntFile : events.e
 Quant Time: Oct 28 15:39 2021 Quant Results File: DOC1028.RES

Method : G:\APOLLO\DATA\211028\DOC1028.M (Chemstation Integrator)
 Title : 8015 B&C
 Last Update : Thu Oct 28 15:39:11 2021
 Response via : Multiple Level Calibration

Volume Inj. : 2UL
 Signal Phase : DB-5
 Signal Info : FID02A

Compound	R.T.	Response	Conc Units

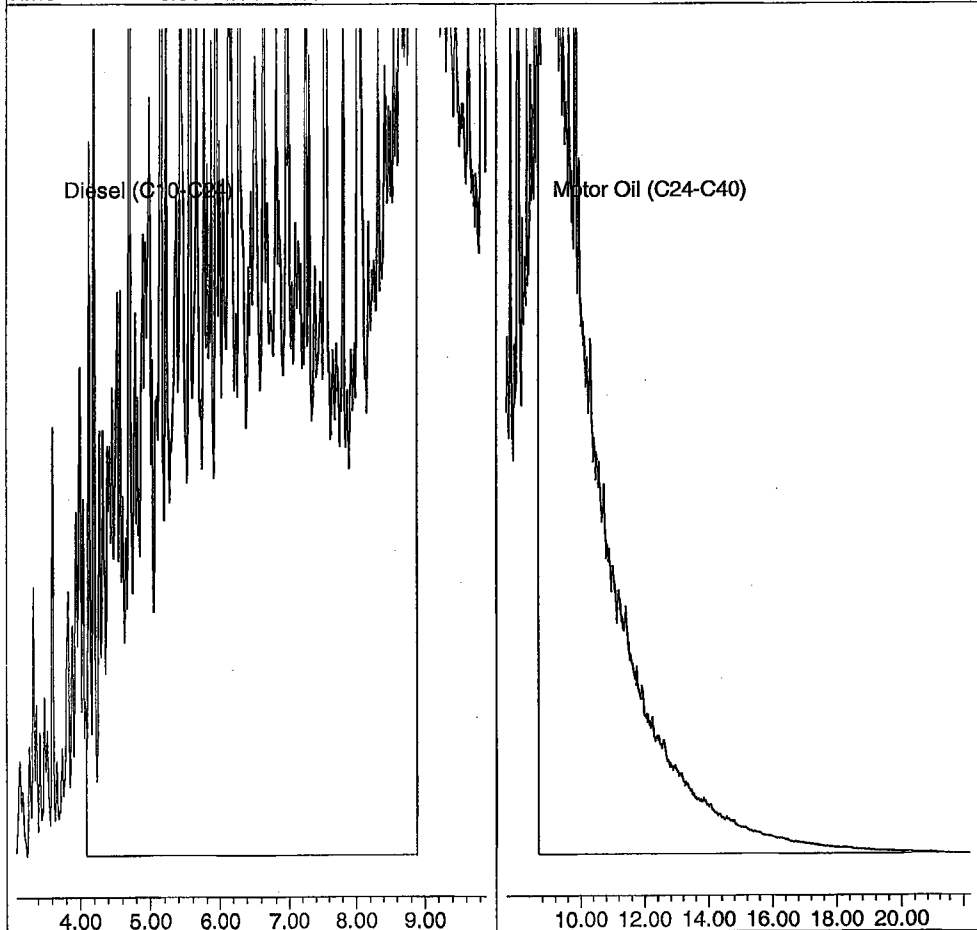
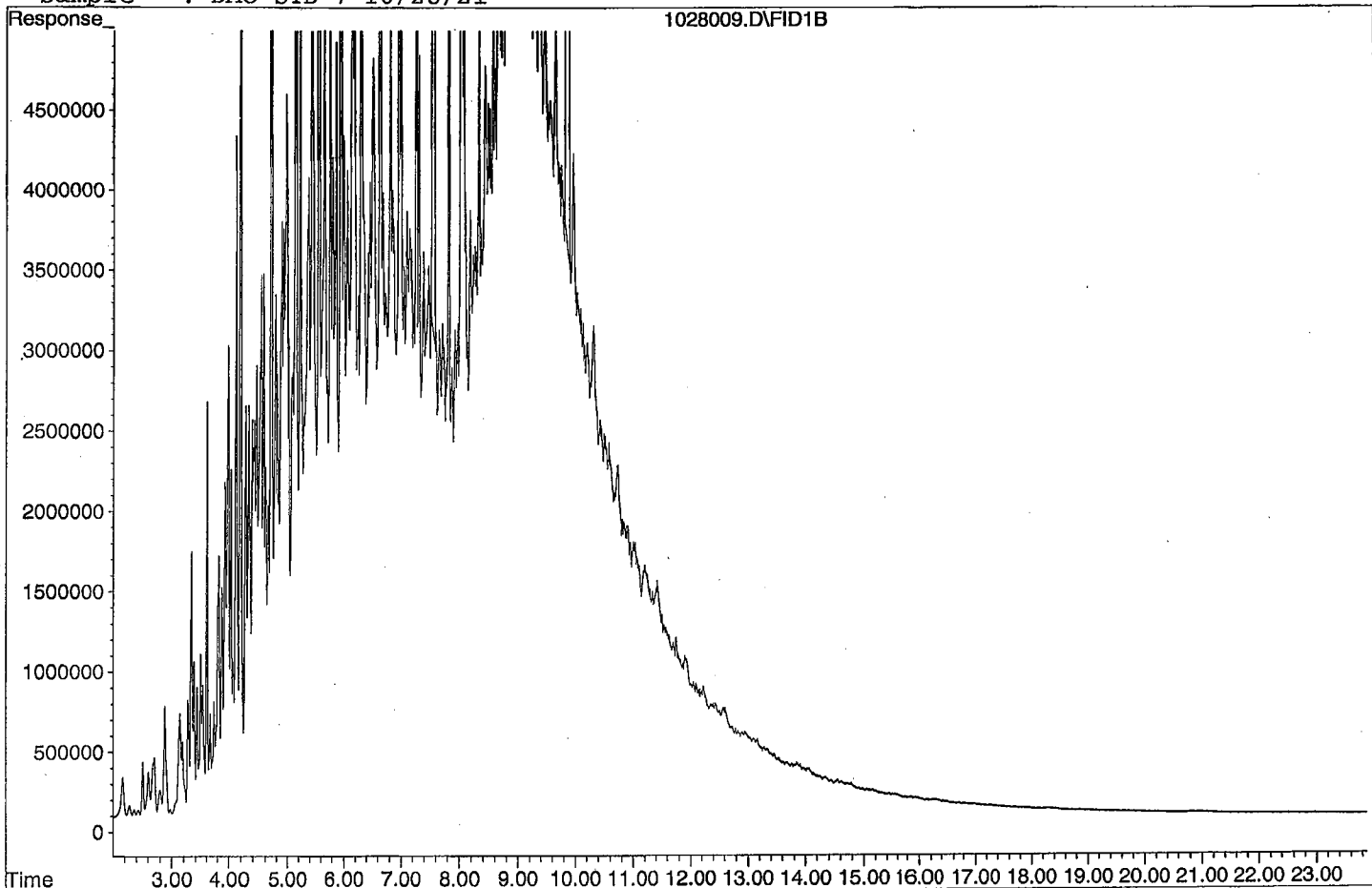
System Monitoring Compounds			
3) SA Ortho-Terphenyl(S)	7.54	617758709	98.762 ppb
Surrogate Spike 30.000		Recovery =	329.21%
4) SA Octacosane(S)	9.85	457331573	101.116 ppb
Surrogate Spike 30.000		Recovery =	337.05%
Target Compounds			
1) HATM Diesel (C10-C24)	6.49	10255165539	2037.448 ppb
2) HBTM Motor Oil (C24-C40)	14.96	6914631831	2028.526 ppb

Target Compounds

Quantitation Report

Data File: G:\APOLLO\DATA\211028\1028009.D

Sample : DMO STD 7 10/28/21



TPH Extractables
DOC1028

Form 7

Second Source Calibration

Lab Name: APPL, Inc.
Case No: _____
Matrix: Water

SDG No: _____
Date Analyzed: 10/28/2021
Instrument: Apollo
Initial Cal. Date: 10/28/2021
Data File: 1028010.D

	Compound	MEAN	CCRF	%D	%Drift	
1	HATM Diesel (C10-C24)	2516670	2266400	9.9	HATM	
2	HBTM Motor Oil (C24-C40)	2492040	1663520	33	HBTML	5.9
3						
4						
5						
6						
7						
8						
9						
10						
11						
12						
13						
14						
15						
16						
17						
18						
19						
20						
21						
22						
23						
24						
25						
26						
27						
28						
29						
30						
31						
32						
33						
34						
35						
36						
37						
38						
39						
40	Average			21.5		

Data File : G:\APOLLO\DATA\211028\1028010.D Vial: 10
 Acq On : 10-28-21 12:36:26 Operator: KA
 Sample : DMO Second Source 10/28/21 Inst : Apollo
 Misc : water Multiplr: 1.00
 IntFile : events.e
 Quant Time: Oct 28 15:39 2021 Quant Results File: DOC1028.RES

Method : G:\APOLLO\DATA\211028\DOC1028.M (Chemstation Integrator)
 Title : 8015 B&C
 Last Update : Thu Oct 28 15:39:11 2021
 Response via : Multiple Level Calibration

Volume Inj. : 2UL
 Signal Phase : DB-5
 Signal Info : FID02A

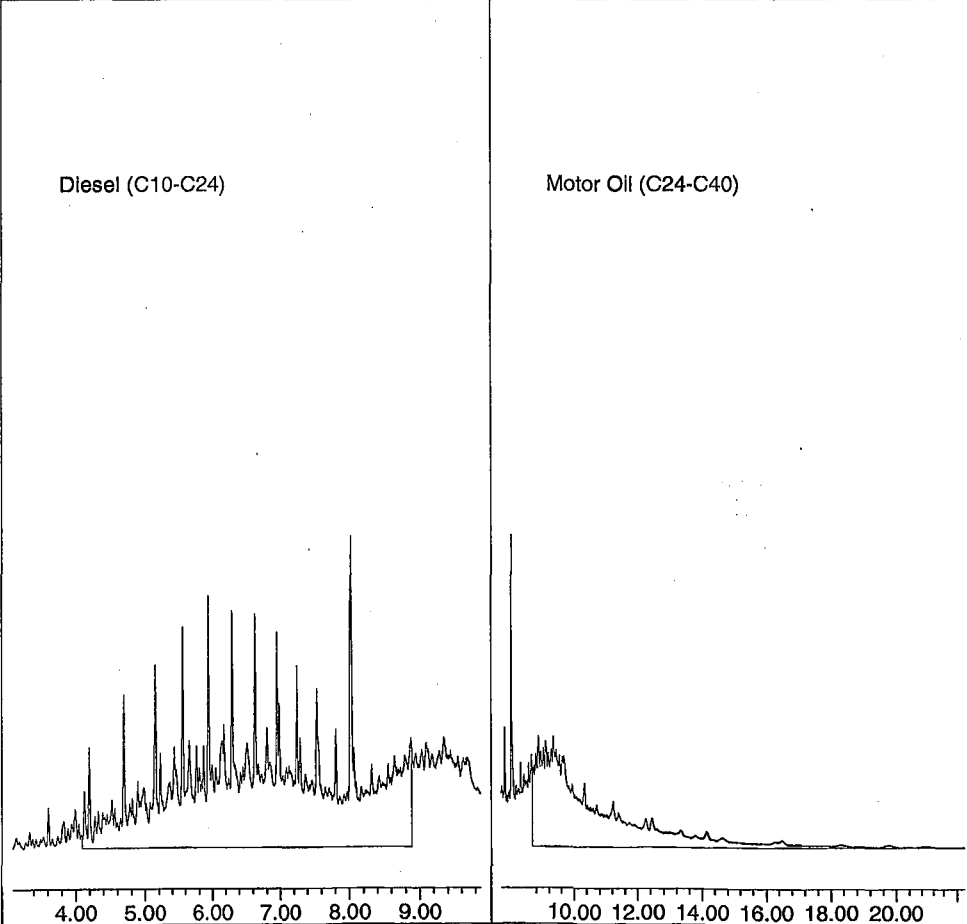
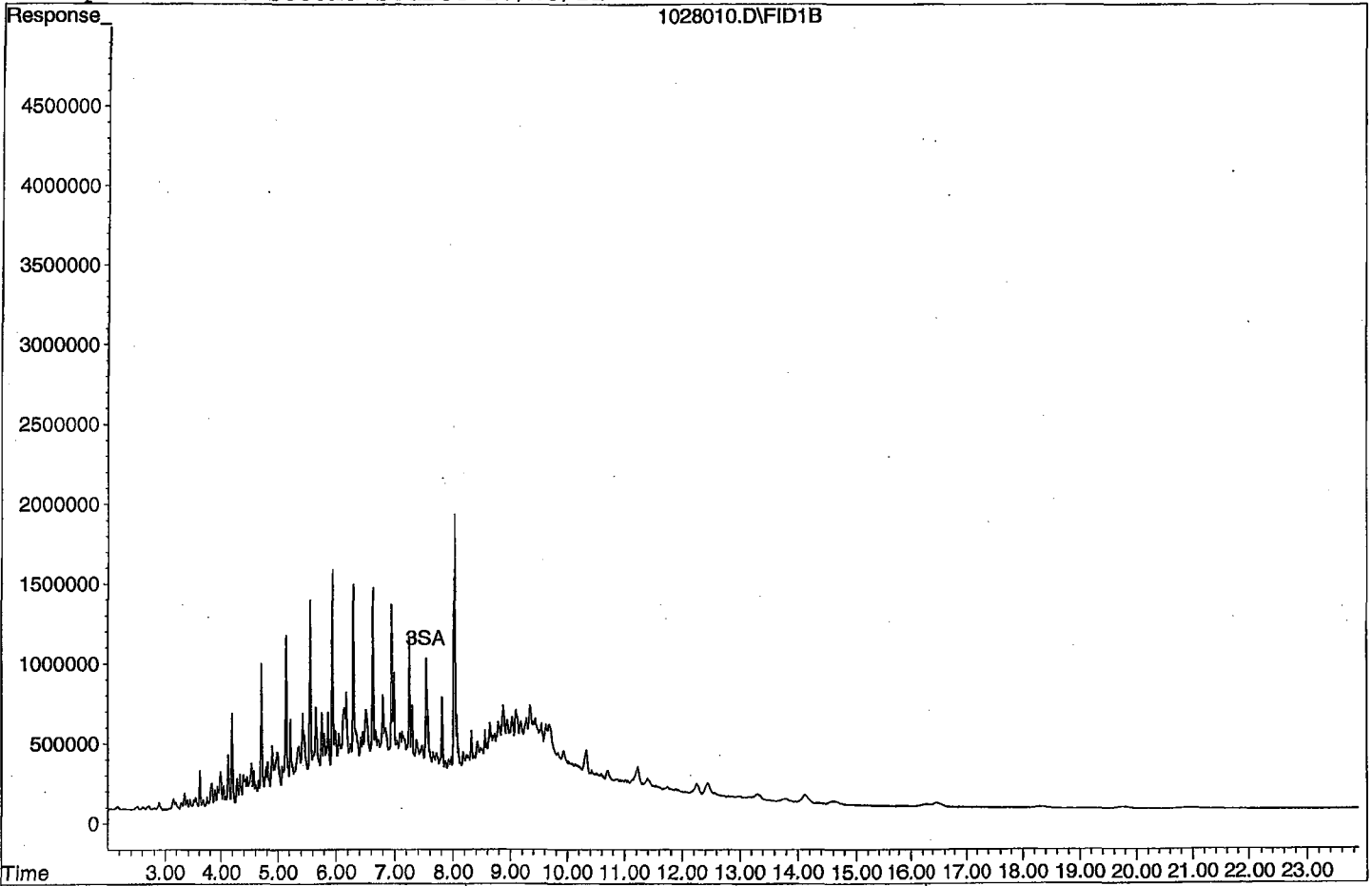
Compound	R.T.	Response	Conc Units
System Monitoring Compounds			
3) SA Ortho-Terphenyl(S)	7.53	4250105	0.679 ppb
Surrogate Spike 30.000		Recovery =	2.26%
4) SA Octacosane(S)	9.83	-3553	N.D. ppb
Surrogate Spike 30.000		Recovery =	0.00%
Target Compounds			
1) HATM Diesel (C10-C24)	6.49	1133202337	225.139 ppb
2) HBTM Motor Oil (C24-C40)	14.96	831758038	235.148 ppb

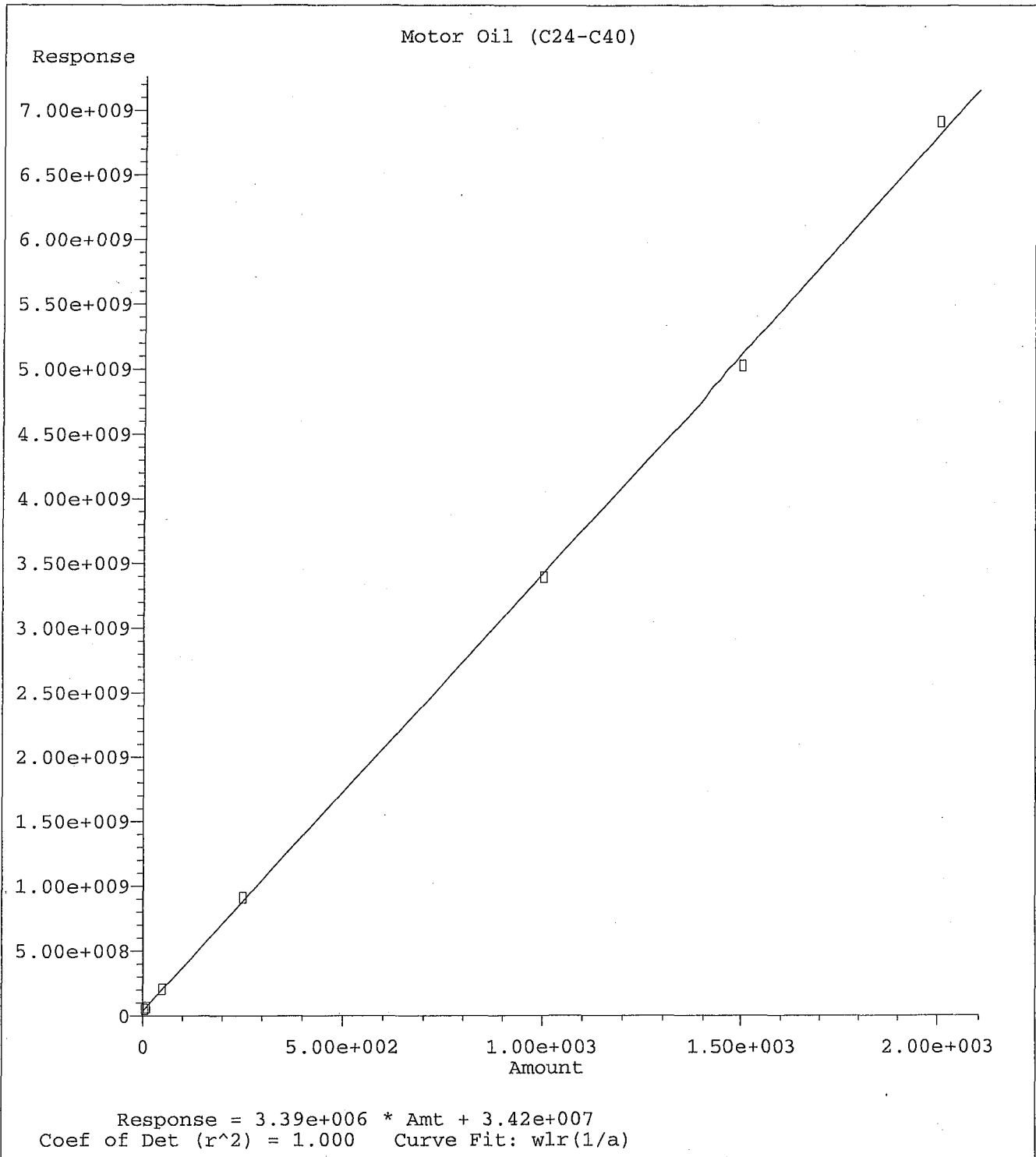
Target Compounds

Quantitation Report

Data File: G:\APOLLO\DATA\211028\1028010.D

Sample : DMO Second Source 10/28/21





Method Name: G:\APOLLO\DATA\211028\DOC1028.M
 Calibration Table Last Updated: Thu Oct 28 15:37:06 2021

TPH Extractables
DOC1028

Form 7

Continuing Calibration

Lab Name: APPL, Inc.
Case No: _____
Matrix: Water

SDG No: _____
Date Analyzed: 11/11/2021
Instrument: Apollo
Initial Cal. Date: 10/28/2021
Data File: 1110031.D

	Compound	MEAN	CCRF	%D	%Drift	
1	HATM Diesel (C10-C24)	2516670	2598370	3.2	HATM	
2	HBTM Motor Oil (C24-C40)	2492040	1901950	24	HBTML	8.1
3	SA Ortho-Terphenyl(S)	3127510	3109130	0.59	SA	
4	SA Octacosane(S)	2261430	2312170	2.2	SA	
5						
6						
7						
8						
9						
10						
11						
12						
13						
14						
15						
16						
17						
18						
19						
20						
21						
22						
23						
24						
25						
26						
27						
28						
29						
30						
31						
32						
33						
34						
35						
36						
37						
38						
39						
40						

Average

7.5

Data File : G:\APOLLO\DATA\211110\1110031.D Vial: 31
 Acq On : 11-11-21 0:24:43 Operator: KA
 Sample : DMO LVL 4 CCV 10/27/21 Inst : Apollo
 Misc : water Multiplr: 1.00
 IntFile : events.e
 Quant Time: Nov 11 8:40 2021 Quant Results File: DOC1028.RES

Method : G:\APOLLO\DATA\211028\DOC1028.M (Chemstation Integrator)
 Title : 8015 B&C
 Last Update : Fri Nov 12 17:55:30 2021
 Response via : Multiple Level Calibration

Volume Inj. : 2UL
 Signal Phase : DB-5
 Signal Info : FID02A

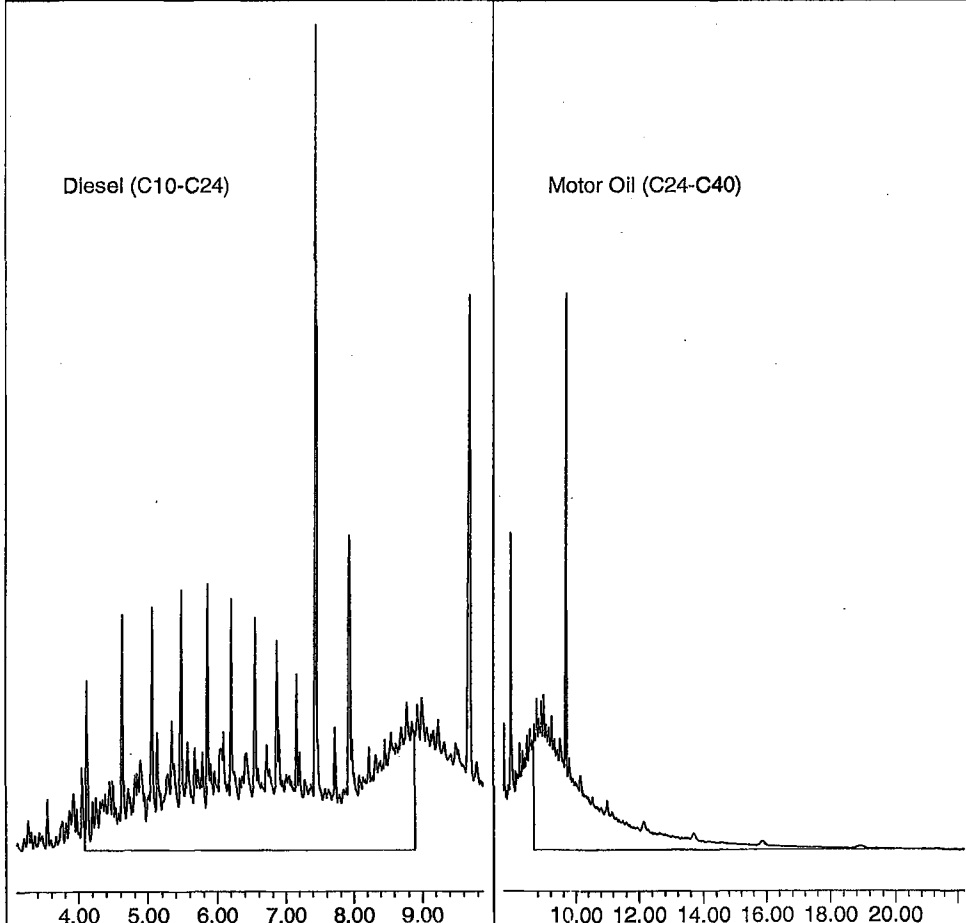
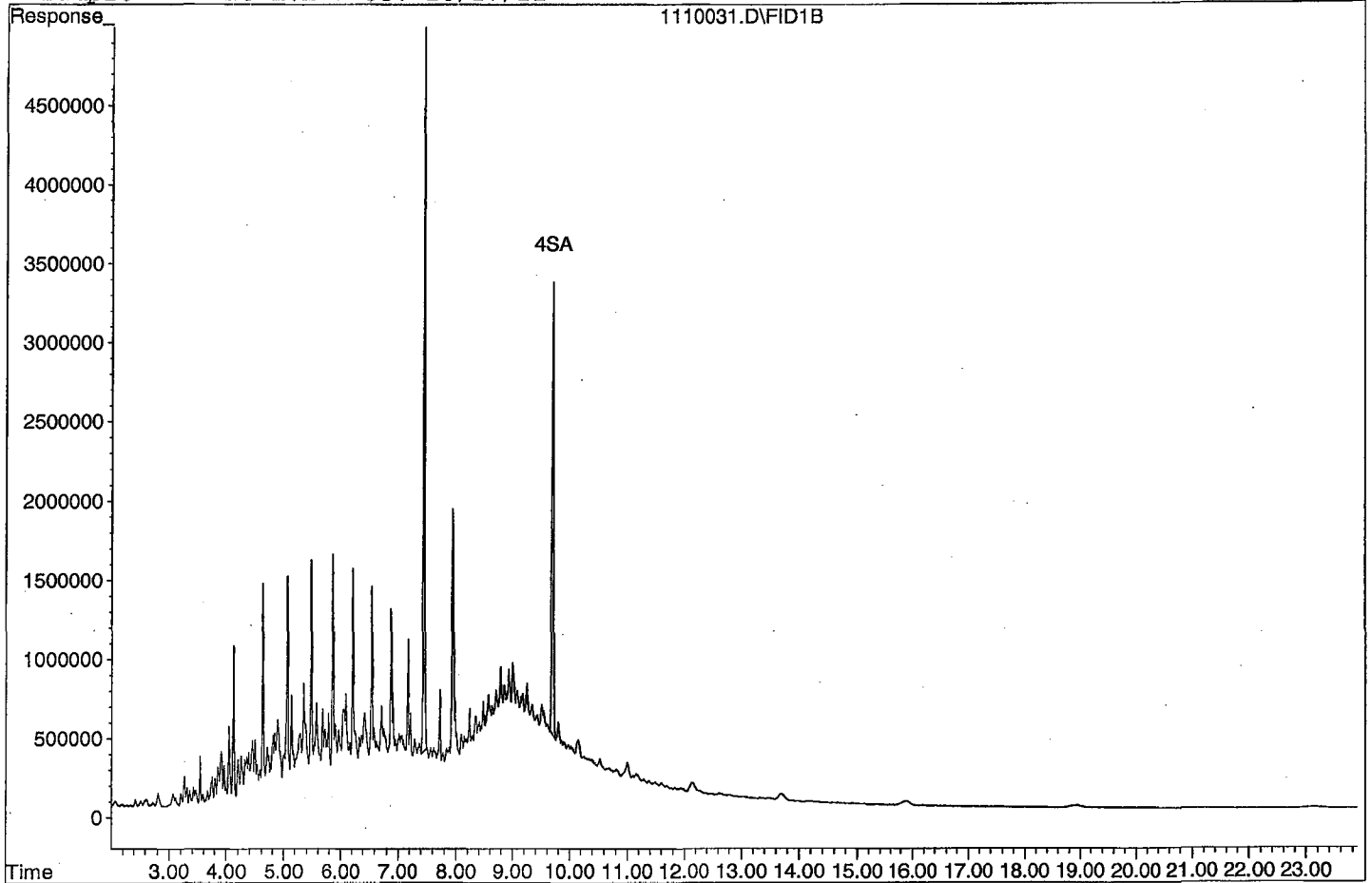
Compound	R.T.	Response	Conc Units
System Monitoring Compounds			
3) SA Ortho-Terphenyl(S)	7.44	77728152	12.427 ppb
Surrogate Spike 30.000		Recovery =	41.42%
4) SA Octacosane(S)	9.68	57804364	12.781 ppb
Surrogate Spike 30.000		Recovery =	42.60%
Target Compounds			
1) HATM Diesel (C10-C24)	6.49	1299185451	258.116 ppb
2) HBTM Motor Oil (C24-C40)	14.96	950974379	270.296 ppb

Target Compounds

Quantitation Report

Data File: G:\APOLLO\DATA\211110\1110031.D

Sample : DMO LVL 4 CCV 10/27/21



TPH Extractables
DOC1028

Form 7

Continuing Calibration

Lab Name: APPL, Inc.
Case No: _____
Matrix: Water

SDG No: _____
Date Analyzed: 11/11/2021
Instrument: Apollo
Initial Cal. Date: 10/28/2021
Data File: 1110050.D

		Compound	MEAN	CCRF	%D	%Drift	
1	HATM	Diesel (C10-C24)	2516670	2557630	1.6	HATM	
2	HBTM	Motor Oil (C24-C40)	2492040	1852830	26	HBTML	5.2
3	SA	Ortho-Terphenyl(S)	3127510	3096470	0.99	SA	
4	SA	Octacosane(S)	2261430	2301810	1.8	SA	
5							
6							
7							
8							
9							
10							
11							
12							
13							
14							
15							
16							
17							
18							
19							
20							
21							
22							
23							
24							
25							
26							
27							
28							
29							
30							
31							
32							
33							
34							
35							
36							
37							
38							
39							
40							

Average

7.6

Data File : G:\APOLLO\DATA\211110\1110050.D Vial: 50
 Acq On : 11-11-21 9:17:01 Operator: KA
 Sample : DMO LVL 4 CCV 10/27/21 Inst : Apollo
 Misc : water Multiplr: 1.00
 IntFile : events.e
 Quant Time: Nov 11 17:44 2021 Quant Results File: DOC1028.RES

Method : G:\APOLLO\DATA\211028\DOC1028.M (Chemstation Integrator)
 Title : 8015 B&C
 Last Update : Fri Nov 12 17:55:30 2021
 Response via : Multiple Level Calibration

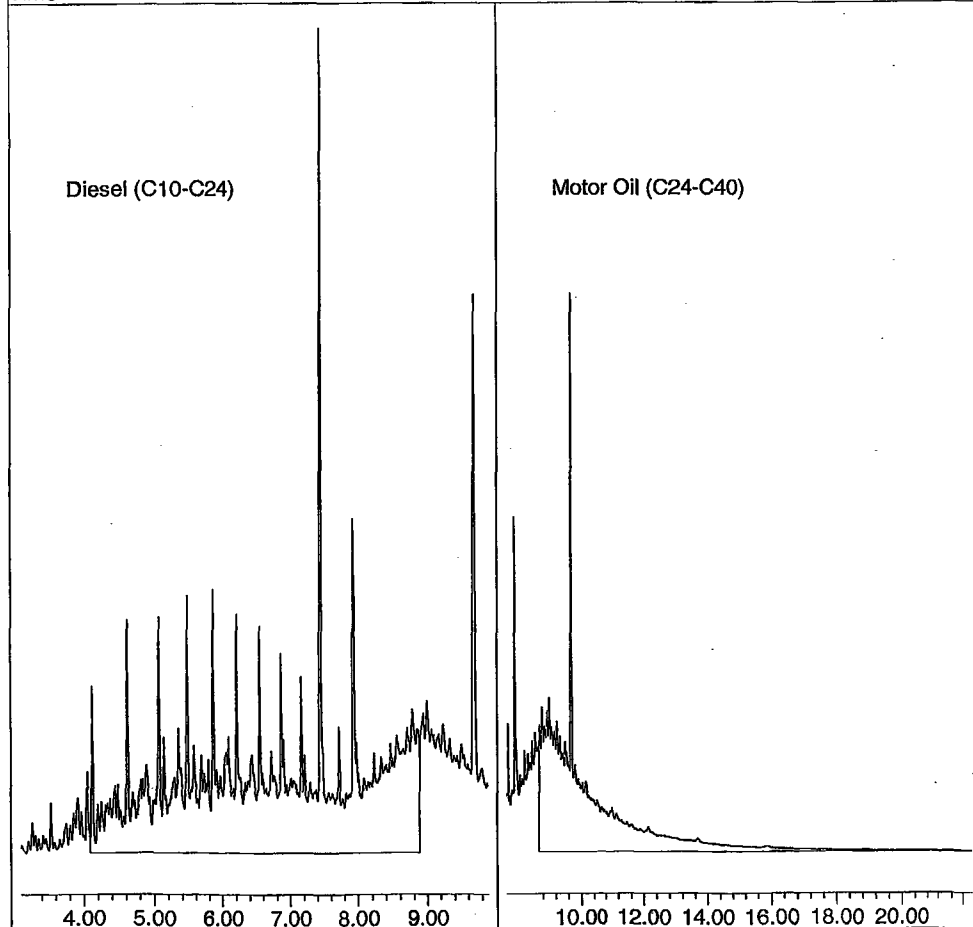
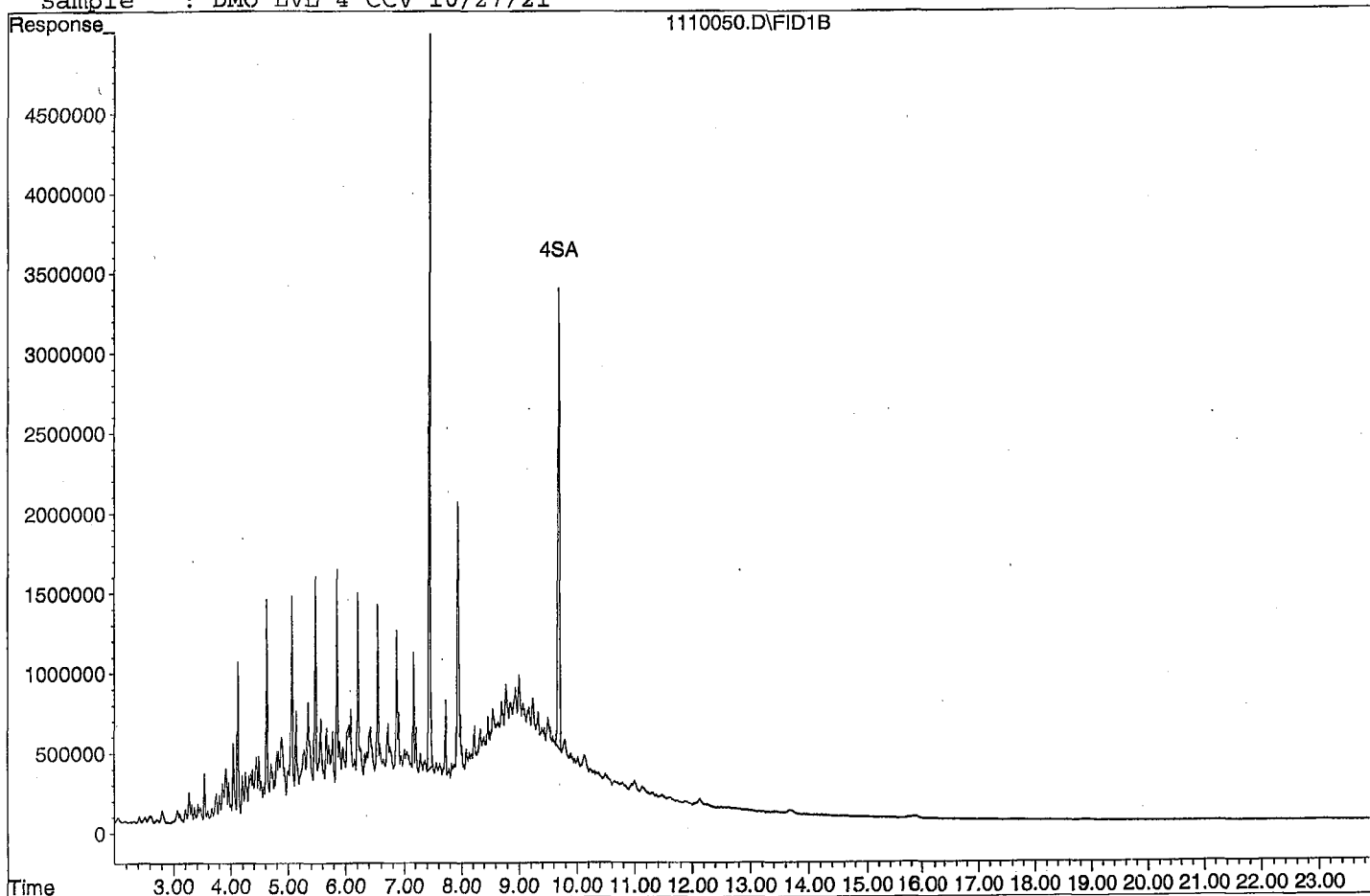
Volume Inj. : 2UL
 Signal Phase : DB-5
 Signal Info : FID02A

Compound	R.T.	Response	Conc Units
System Monitoring Compounds			
3) SA Ortho-Terphenyl(S)	7.44	77411780	12.376 ppb
Surrogate Spike 30.000		Recovery =	41.25%
4) SA Octacosane(S)	9.68	57545270	12.723 ppb
Surrogate Spike 30.000		Recovery =	42.41%
Target Compounds			
1) HATM Diesel (C10-C24)	6.49	1278816675	254.069 ppb
2) HBTM Motor Oil (C24-C40)	14.96	926413239	263.054 ppb

Target Compounds

Quantitation Report

Data File: G:\APOLLO\DATA\211110\1110050.D
Sample : DMO LVL 4 CCV 10/27/21



ORGANICS
Raw Data

Data File : G:\APOLLO\DATA\211110\1110039.D Vial: 39
 Acq On : 11-11-21 4:08:53 Operator: KA
 Sample : BA45108W09 5/1040 Inst : Apollo
 Misc : water Multiplr: 4.81
 IntFile : events.e
 Quant Time: Nov 13 14:55 2021 Quant Results File: DOC1028.RES

Method : G:\APOLLO\DATA\211028\DOC1028.M (Chemstation Integrator)
 Title : 8015 B&C
 Last Update : Fri Nov 12 17:55:30 2021
 Response via : Multiple Level Calibration

Volume Inj. : 2UL
 Signal Phase : DB-5
 Signal Info : FID02A

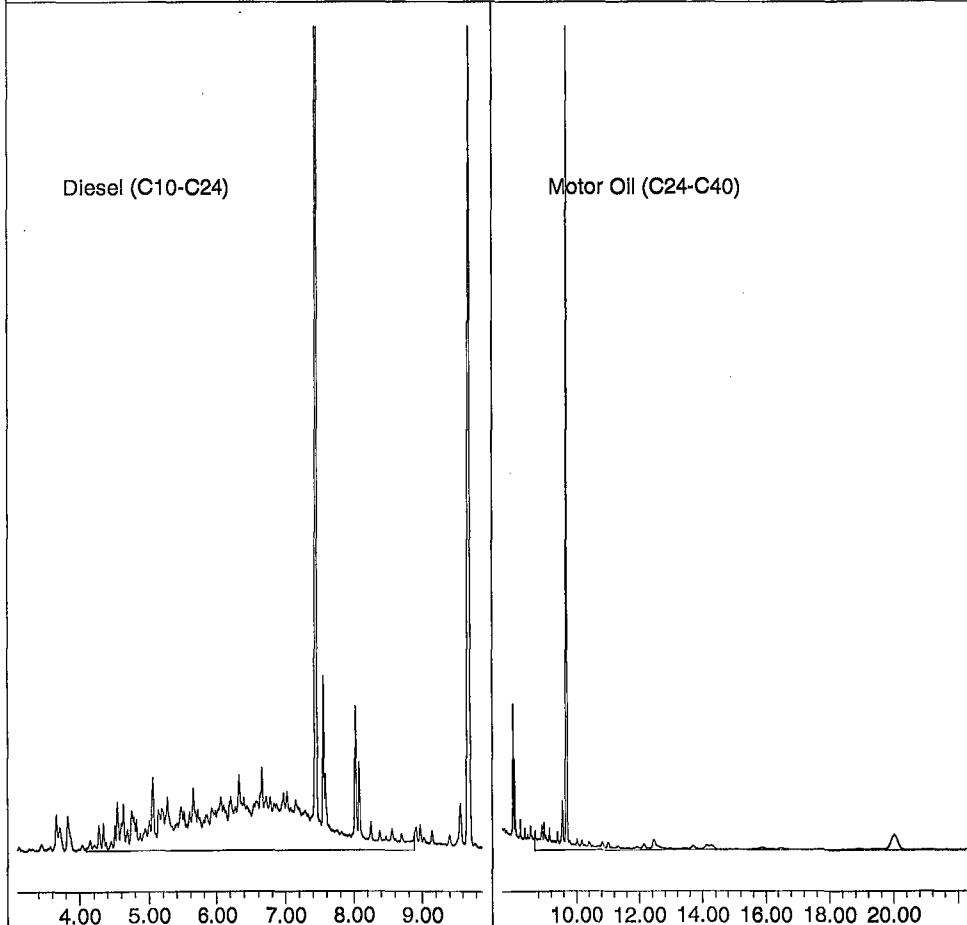
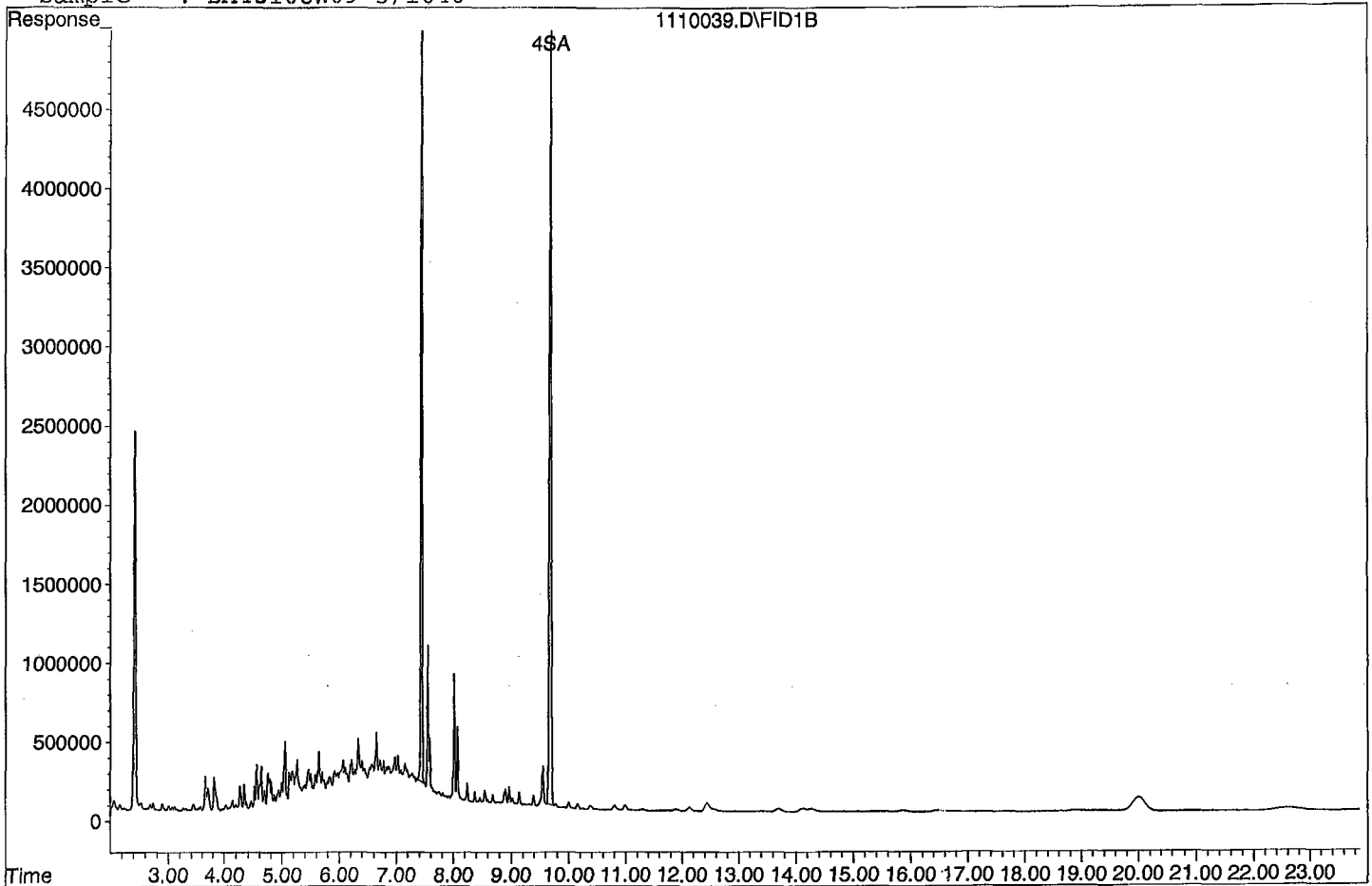
Compound	R.T.	Response	Conc Units

System Monitoring Compounds			
3) SA Ortho-Terphenyl(S)	7.44	122776025	94.367 ppb
Surrogate Spike 144.231		Recovery =	65.43%
4) SA Octacosane(S)	9.69	109497594	116.393 ppb
Surrogate Spike 144.231		Recovery =	80.70%
Target Compounds			
1) HATM Diesel (C10-C24)	6.49	506202694	483.509 ppb
2) HBTM Motor Oil (C24-C40)	14.96	139126539	148.766 ppb

Target Compounds

Quantitation Report

Data File: G:\APOLLO\DATA\211110\1110039.D
Sample : BA45108W09 5/1040



Quantitation Report (QT Reviewed)

Data File : G:\APOLLO\DATA\211110\1110040.D Vial: 40
 Acq On : 11-11-21 4:36:53 Operator: KA
 Sample : BA45110W10 5/1040 Inst : Apollo
 Misc : water Multiplr: 4.81
 IntFile : events.e
 Quant Time: Nov 13 14:56 2021 Quant Results File: DOC1028.RES

Method : G:\APOLLO\DATA\211028\DOC1028.M (Chemstation Integrator)
 Title : 8015 B&C
 Last Update : Fri Nov 12 17:55:30 2021
 Response via : Multiple Level Calibration

Volume Inj. : 2UL
 Signal Phase : DB-5
 Signal Info : FID02A

Compound	R.T.	Response	Conc Units

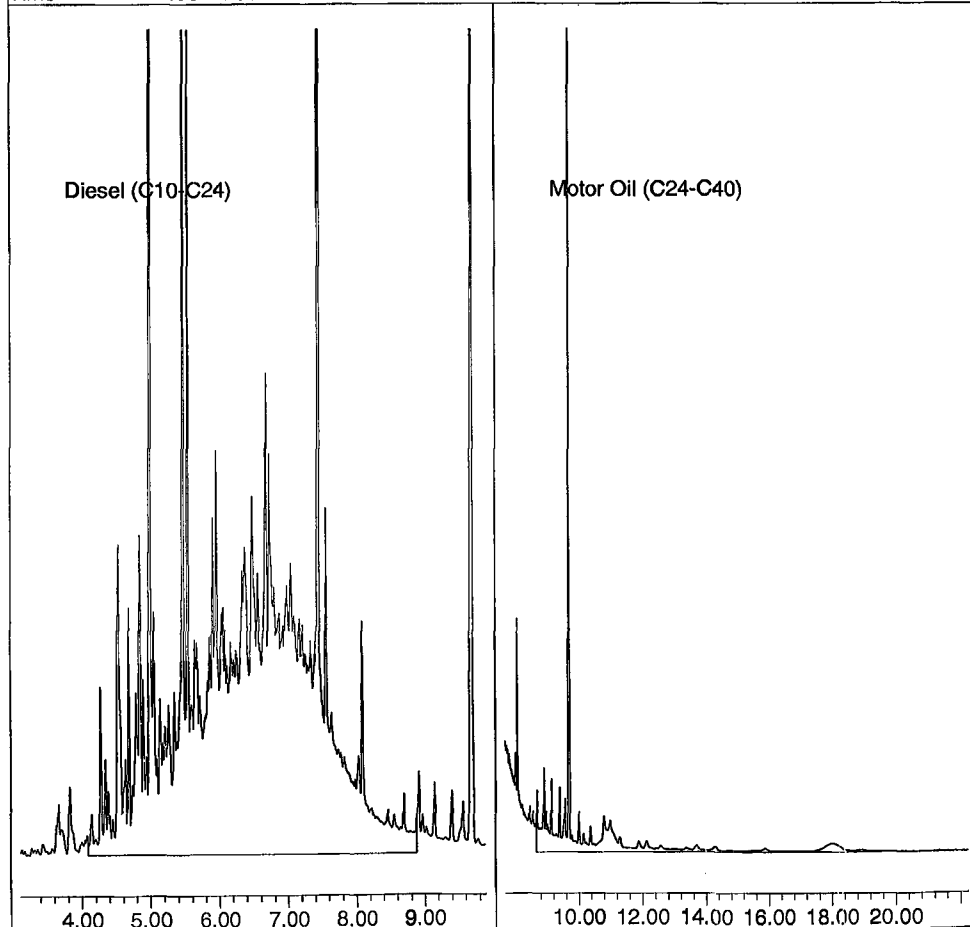
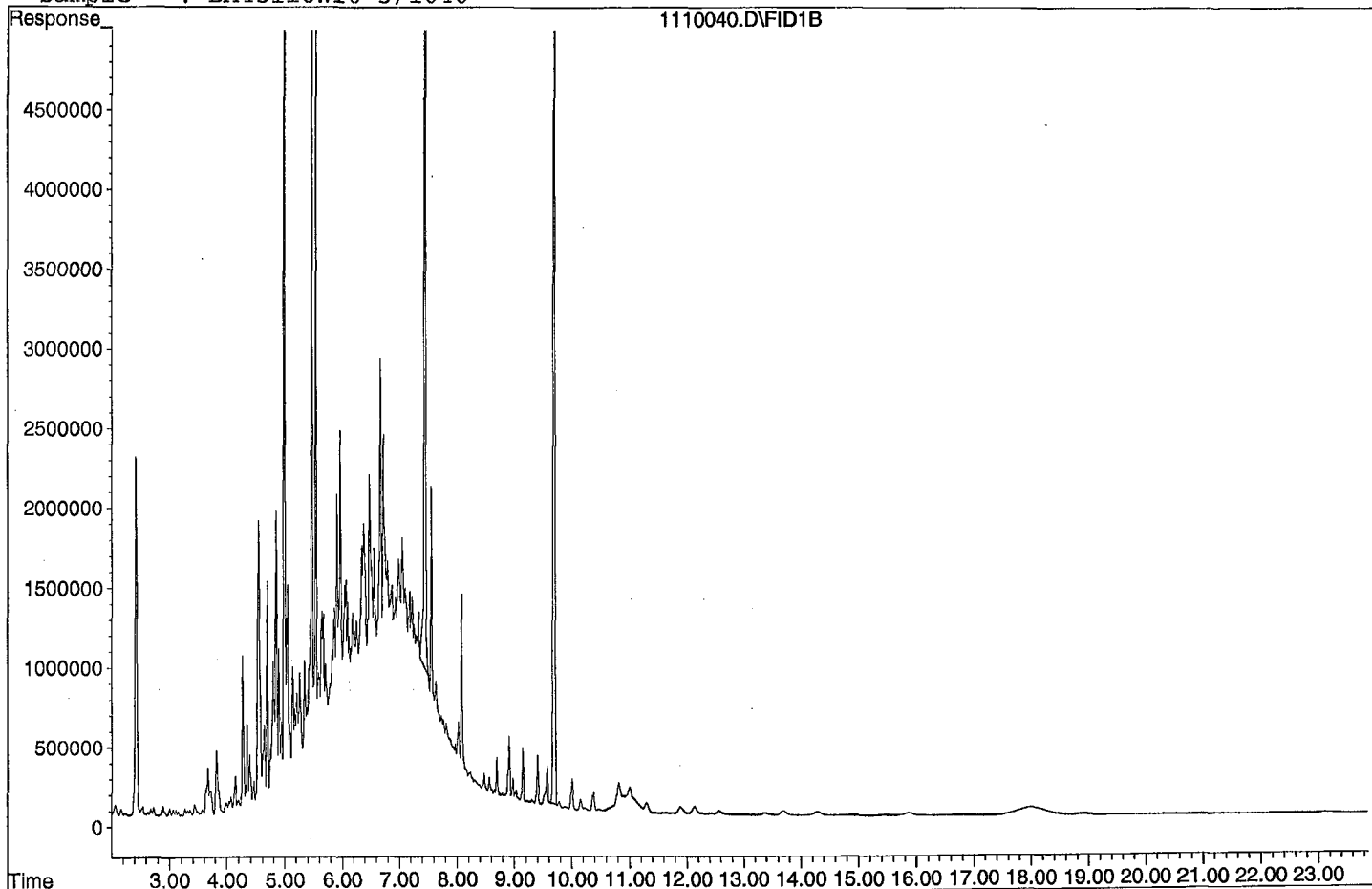
System Monitoring Compounds			
3) SA Ortho-Terphenyl(S)	7.44	129491904	99.529 ppb
Surrogate Spike 144.231		Recovery =	69.01%
4) SA Octacosane(S)	9.69	115934214	123.235 ppb
Surrogate Spike 144.231		Recovery =	85.44%
Target Compounds			
1) HATM Diesel (C10-C24)	6.49	2534645623	2421.016 ppb
2) HBTM Motor Oil (C24-C40)	14.96	271911715	336.979 ppb

Target Compounds

Quantitation Report

Data File: G:\APOLLO\DATA\211110\1110040.D

Sample : BA45110W10 5/1040



Data File : G:\APOLLO\DATA\211110\1110041.D Vial: 41
 Acq On : 11-11-21 5:04:54 Operator: KA
 Sample : BA45112W09 5/1000 Inst : Apollo
 Misc : water Multiplr: 5.00
 IntFile : events.e
 Quant Time: Nov 13 14:56 2021 Quant Results File: DOC1028.RES

Method : G:\APOLLO\DATA\211028\DOC1028.M (Chemstation Integrator)
 Title : 8015 B&C
 Last Update : Fri Nov 12 17:55:30 2021
 Response via : Multiple Level Calibration

Volume Inj. : 2UL
 Signal Phase : DB-5
 Signal Info : FID02A

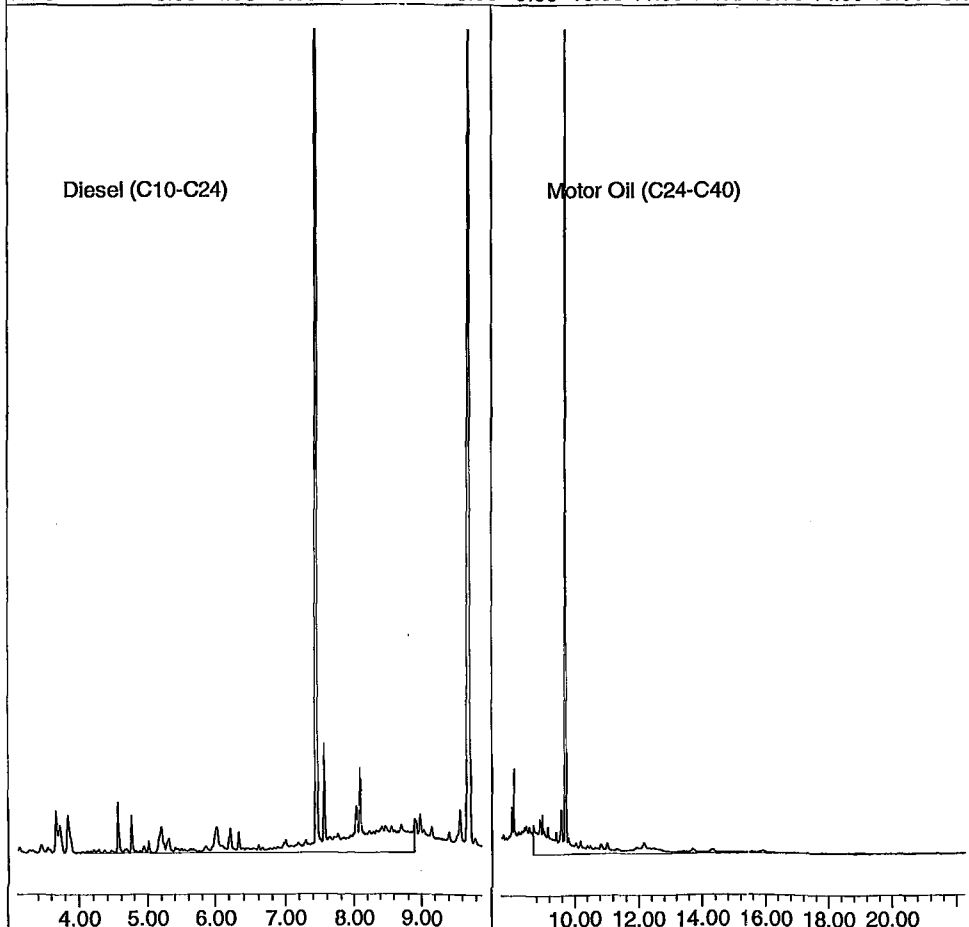
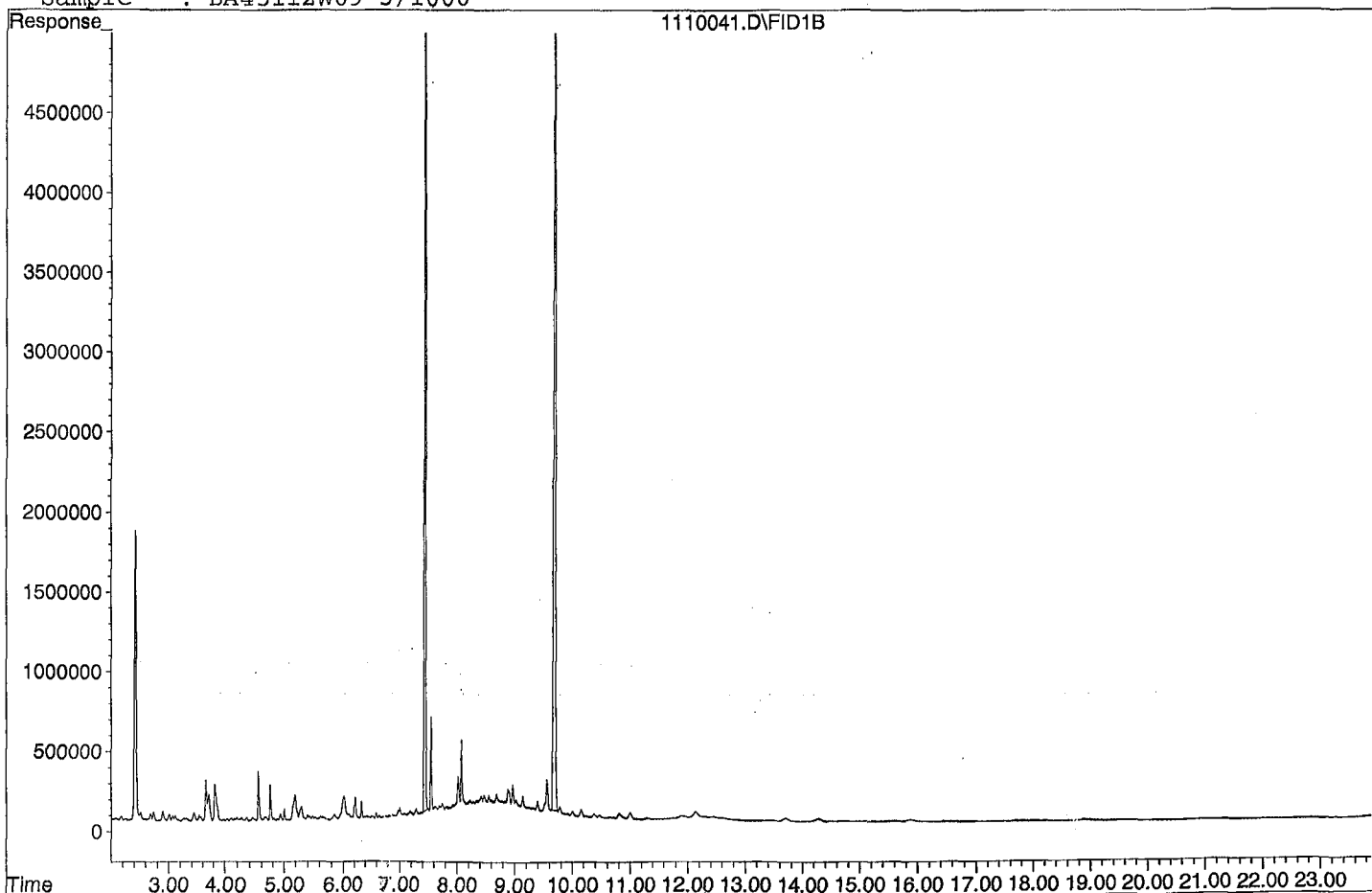
Compound	R.T.	Response	Conc Units
System Monitoring Compounds			
3) SA Ortho-Terphenyl(S)	7.44	128385784	102.626 ppb
Surrogate Spike 150.000		Recovery =	68.42%
4) SA Octacosane(S)	9.69	117253442	129.623 ppb
Surrogate Spike 150.000		Recovery =	86.42%
Target Compounds			
1) HATM Diesel (C10-C24)	6.49	182247803	181.041 ppb
2) HBTM Motor Oil (C24-C40)	14.96	174011951	206.142 ppb

Target Compounds

Quantitation Report

Data File: G:\APOLLO\DATA\211110\1110041.D

Sample : BA45112W09 5/1000



Data File : G:\APOLLO\DATA\211110\1110042.D Vial: 42
 Acq On : 11-11-21 5:32:53 Operator: KA
 Sample : BA45114W10 5/1050 Inst : Apollo
 Misc : water Multiplr: 4.76
 IntFile : events.e
 Quant Time: Nov 13 14:56 2021 Quant Results File: DOC1028.RES

Method : G:\APOLLO\DATA\211028\DOC1028.M (Chemstation Integrator)
 Title : 8015 B&C
 Last Update : Fri Nov 12 17:55:30 2021
 Response via : Multiple Level Calibration

Volume Inj. : 2UL
 Signal Phase : DB-5
 Signal Info : FID02A

Compound	R.T.	Response	Conc Units

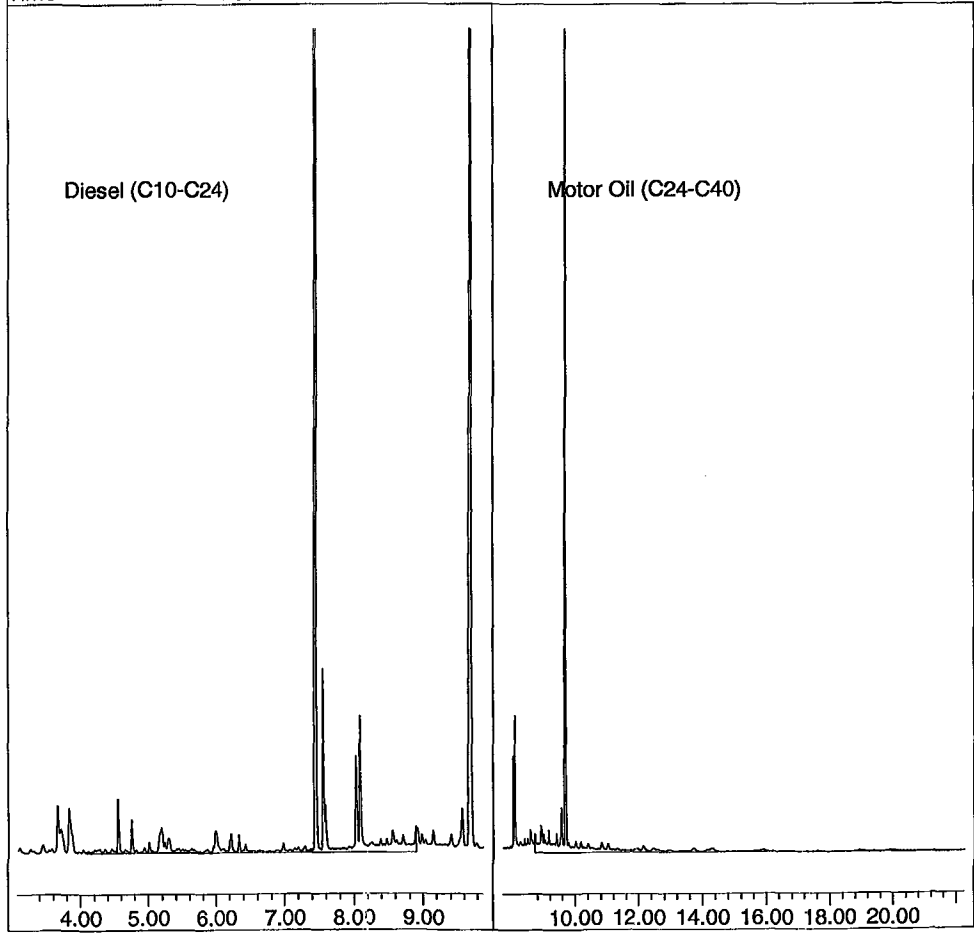
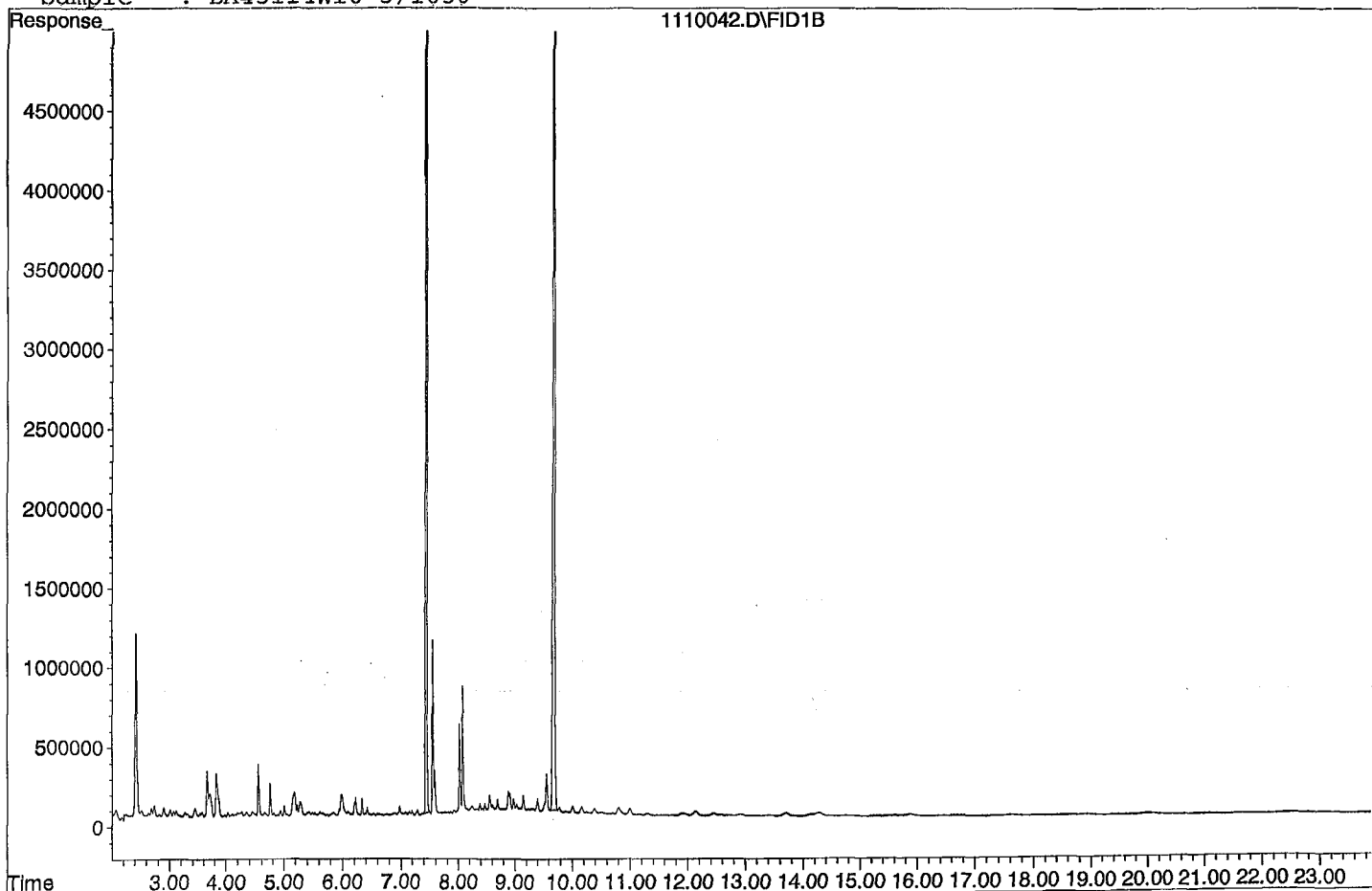
System Monitoring Compounds			
3) SA Ortho-Terphenyl(S)	7.44	132525228	100.891 ppb
Surrogate Spike 142.857		Recovery =	70.62%
4) SA Octacosane(S)	9.69	119168029	125.466 ppb
Surrogate Spike 142.857		Recovery =	87.83%
Target Compounds			
1) HATM Diesel (C10-C24)	6.49	120120096	113.642 ppb
2) HBTM Motor Oil (C24-C40)	14.96	117754781	117.345 ppb

Target Compounds

Quantitation Report

Data File: G:\APOLLO\DATA\211110\1110042.D

Sample : BA45114W10 5/1050



Data File : G:\APOLLO\DATA\211110\1110033.D Vial: 33
 Acq On : 11-11-21 1:20:45 Operator: KA
 Sample : 211108A BLK 5/1000 Inst : Apollo
 Misc : water Multiplr: 5.00
 IntFile : events.e
 Quant Time: Nov 13 14:51 2021 Quant Results File: DOC1028.RES

Method : G:\APOLLO\DATA\211028\DOC1028.M (Chemstation Integrator)
 Title : 8015 B&C
 Last Update : Fri Nov 12 17:55:30 2021
 Response via : Multiple Level Calibration

Volume Inj. : 2UL
 Signal Phase : DB-5
 Signal Info : FID02A

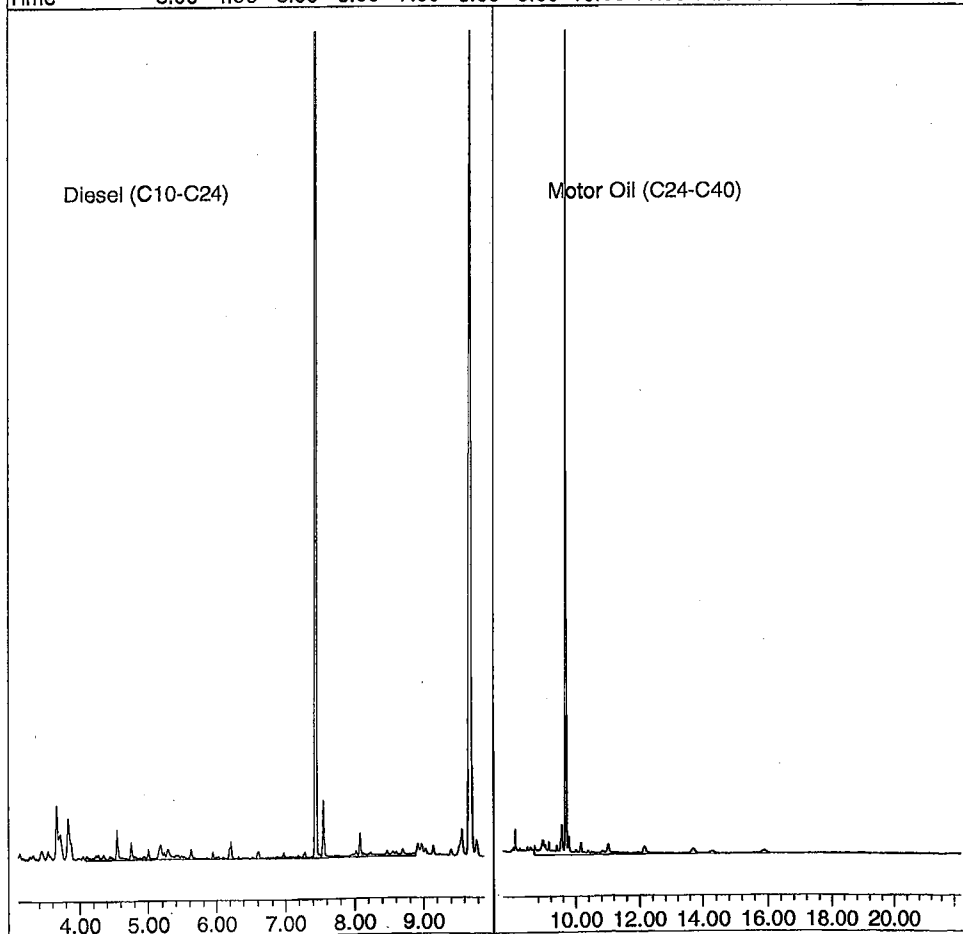
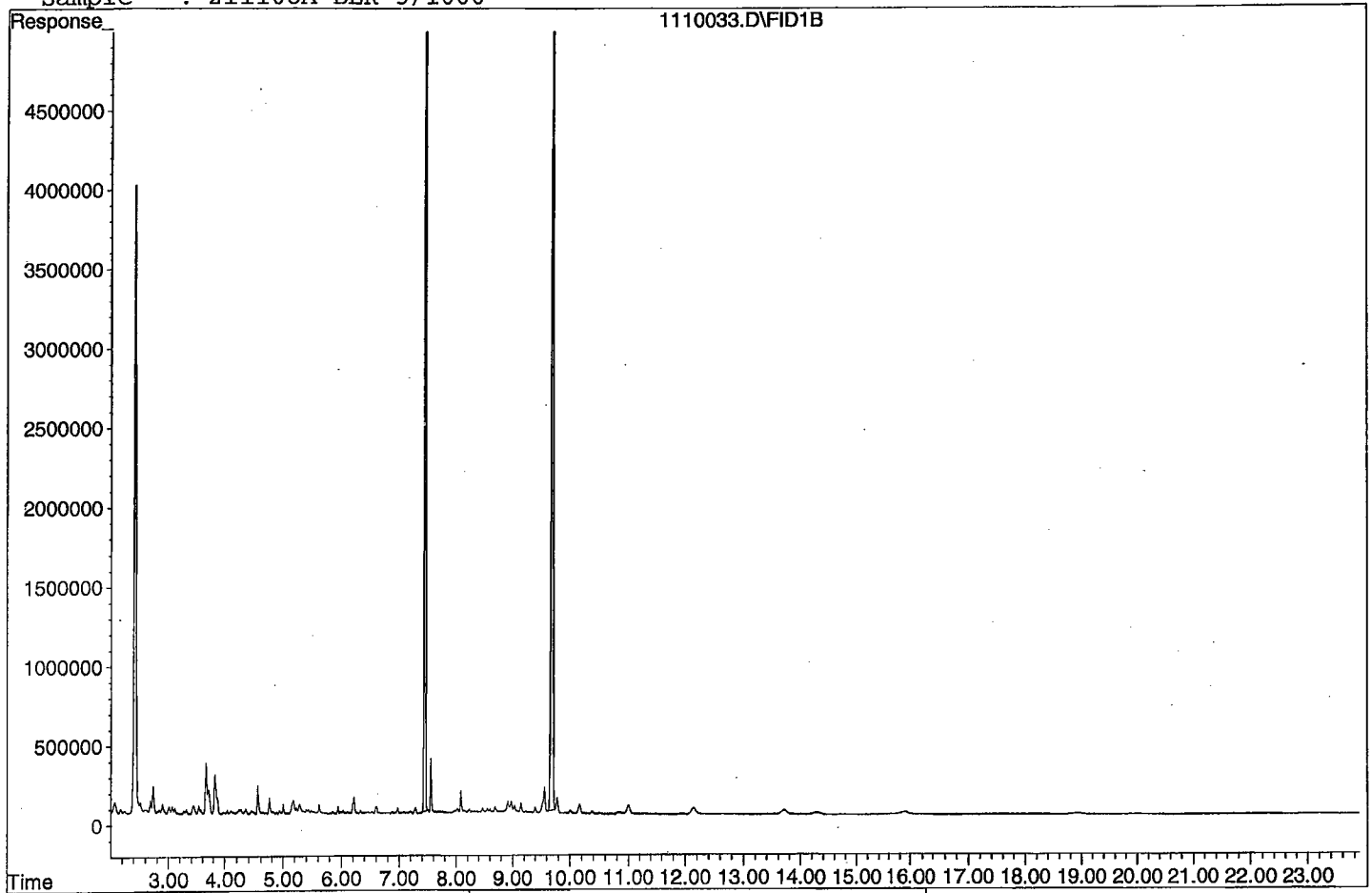
Compound	R.T.	Response	Conc Units
System Monitoring Compounds			
3) SA Ortho-Terphenyl(S)	7.44	134906312	107.839 ppb
Surrogate Spike 150.000		Recovery =	71.89%
4) SA Octacosane(S)	9.69	120491485	133.203 ppb
Surrogate Spike 150.000		Recovery =	88.80%
Target Compounds			
1) HATM Diesel (C10-C24)	6.49	50060834	49.729 ppb
2) HBTM Motor Oil (C24-C40)	14.96	87780034	79.026 ppb

Target Compounds

Quantitation Report

Data File: G:\APOLLO\DATA\211110\1110033.D

Sample : 211108A BLK 5/1000



Data File : G:\APOLLO\DATA\211110\1110034.D Vial: 34
 Acq On : 11-11-21 1:48:45 Operator: KA
 Sample : 211108A LCS-1 5/1000 Inst : Apollo
 Misc : water Multiplr: 5.00
 IntFile : events.e
 Quant Time: Nov 13 14:53 2021 Quant Results File: DOC1028.RES

Method : G:\APOLLO\DATA\211028\DOC1028.M (Chemstation Integrator)
 Title : 8015 B&C
 Last Update : Fri Nov 12 17:55:30 2021
 Response via : Multiple Level Calibration

Volume Inj. : 2UL
 Signal Phase : DB-5
 Signal Info : FID02A

Compound	R.T.	Response	Conc Units
System Monitoring Compounds			
3) SA Ortho-Terphenyl(S)	7.44	117332476	93.791 ppb
Surrogate Spike 150.000		Recovery =	62.53%
4) SA Octacosane(S)	9.68	92426177	102.177 ppb
Surrogate Spike 150.000		Recovery =	68.12%
Target Compounds			
1) HATM Diesel (C10-C24)	6.49	1293569260	1285.001 ppb
2) HBTM Motor Oil (C24-C40)	14.96	970182446	1379.793 ppb

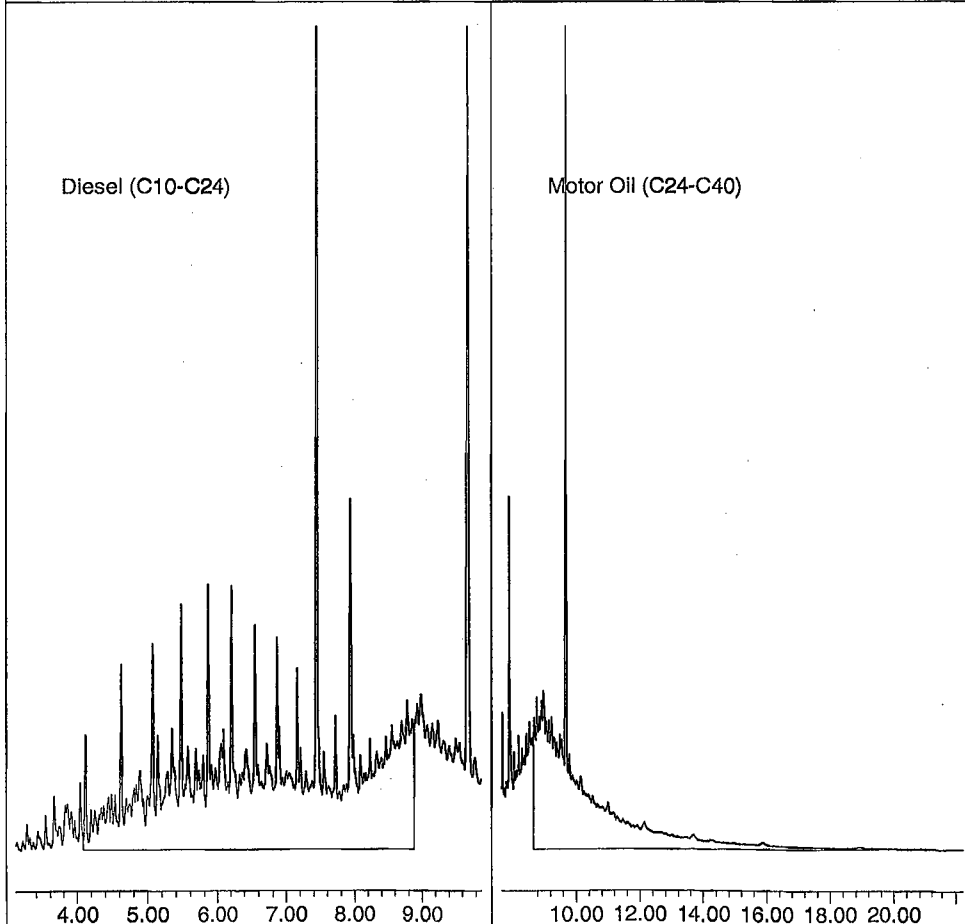
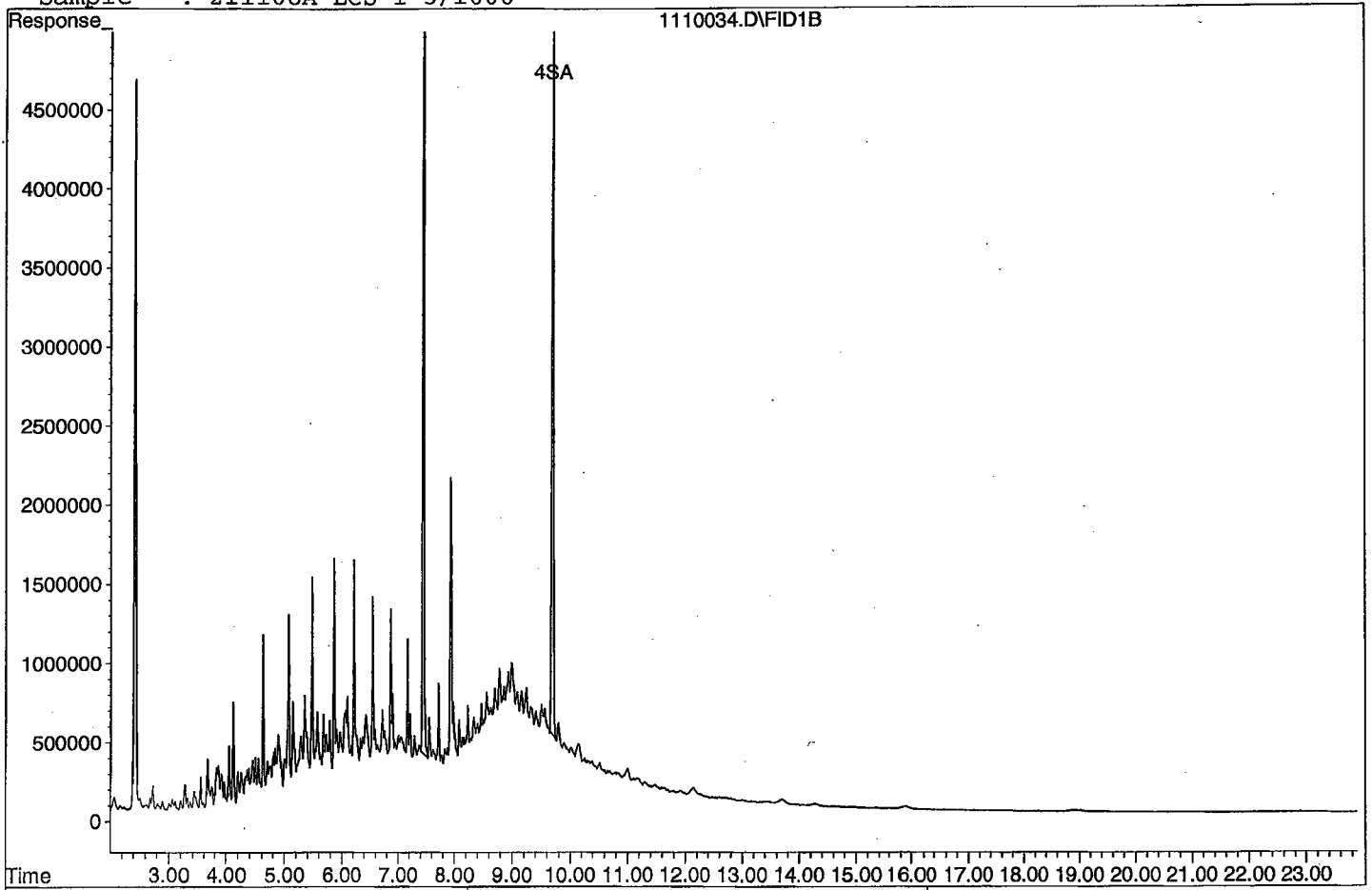
Target Compounds

Diesel:

$$\frac{(1293569260)(5)}{(2516669)(2)} = \frac{6467846300}{5033338} = \boxed{1285.001}$$

Quantitation Report

Data File: G:\APOLLO\DATA\211110\1110034.D
Sample : 211108A LCS-1 5/1000



Data File : G:\APOLLO\DATA\211110\1110035.D Vial: 35
 Acq On : 11-11-21 2:16:47 Operator: KA
 Sample : 211108A LCSD-1 5/1000 Inst : Apollo
 Misc : water Multiplr: 5.00
 IntFile : events.e
 Quant Time: Nov 13 14:54 2021 Quant Results File: DOC1028.RES

Method : G:\APOLLO\DATA\211028\DOC1028.M (Chemstation Integrator)
 Title : 8015 B&C
 Last Update : Fri Nov 12 17:55:30 2021
 Response via : Multiple Level Calibration

Volume Inj. : 2UL
 Signal Phase : DB-5
 Signal Info : FID02A

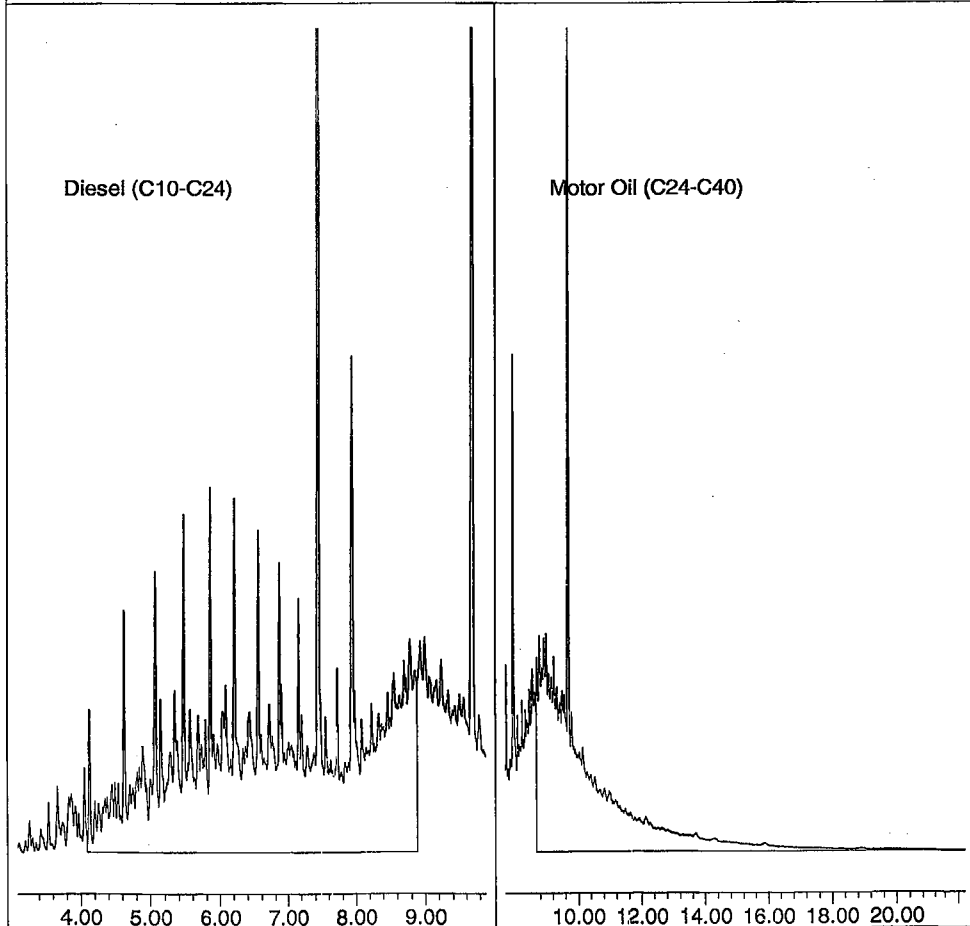
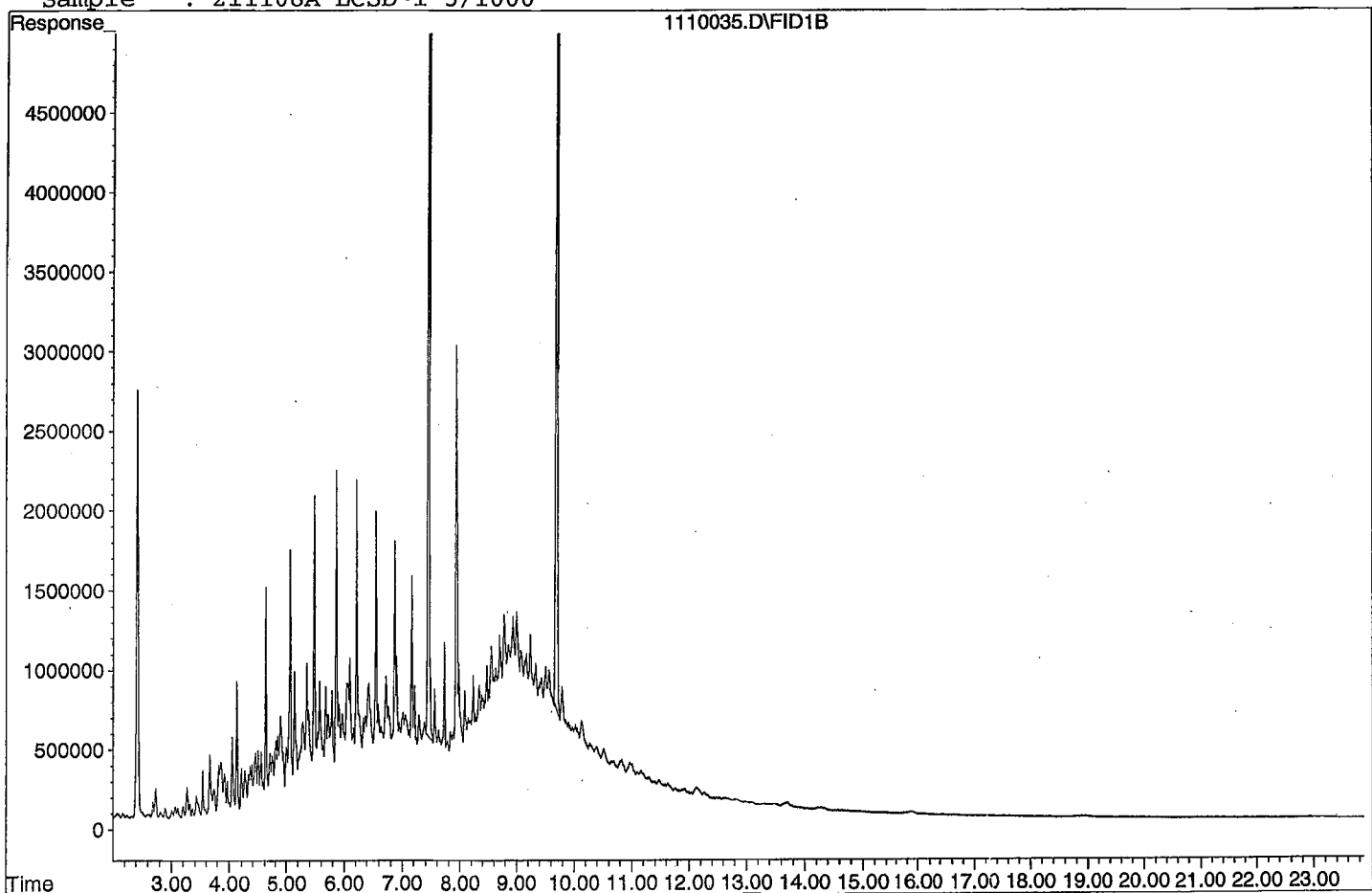
Compound	R.T.	Response	Conc Units
System Monitoring Compounds			
3) SA Ortho-Terphenyl(S)	7.44	158797111	126.936 ppb
Surrogate Spike 150.000		Recovery =	84.62%
4) SA Octacosane(S)	9.69	127314912	140.746 ppb
Surrogate Spike 150.000		Recovery =	93.83%
Target Compounds			
1) HATM Diesel (C10-C24)	6.49	1782883487	1771.075 ppb
2) HBTM Motor Oil (C24-C40)	14.96	1351574087	1942.011 ppb

Target Compounds

Quantitation Report

Data File: G:\APOLLO\DATA\211110\1110035.D

Sample : 211108A LCSD-1 5/1000



Diesel / Motor Oil Calibration Curve

Prepared: 10/28/2021

Expires: 5/31/2026

Prepared By (Initials): KA

Methylene

e

Chloride

Lot No. 61117

Initial Standard Information						Final Standard				
Name of Initial Standard (QAU Label)	Supplier	Conc. (ug/mL)	APPL Mix Name	Reference to APPL Prep Date and Lot #'s	Exp. Date	Exp. Date (Manufacturer)	Aliquot From Stock	Final Volume	Solvent	Final Standard Conc. (ug/mL)
Diesel / Motor Oil - 2	APPL	10	Diesel / Motor Oil - 1	Perp'd: 10/6/21 A0164485-52822, A0168842-52820, AO166510-52817 CL16893-52835	See man. Exp date	10/31/2027 12/31/2027 5/31/2026	100uL	200uL	MC	5
Diesel / Motor Oil - 3		50	Diesel / Motor Oil - 2				200uL	1mL	MC	10
Diesel / Motor Oil Calibration STD	Restek	2,000	Diesel / Motor Oil - 3				25uL	1mL	MC	50
			Diesel / Motor Oil - 4				125uL	1mL	MC	250
			Diesel / Motor Oil - 5				500uL	1mL	MC	1000
			Diesel / Motor Oil - 6				750uL	1mL	MC	1500
			Diesel / Motor Oil - 7				100uL	100uL	N/A	2,000

Diesel / Motor Oil Second Source

Prepared: 10/28/2021

Expires: 10/28/2024

Prepared By (Initials): KA

Methylene

e

Chloride

Lot No. 61117

Initial Standard Information							Final Standard			
Name of Initial Standard (QAU Label)	Supplier	Supplier Part No.	Conc. (ug/mL)	Lot Number - QA Number	Exp. Date (1 yr.)	Exp. Date (Manufacturer)	Aliquot From Stock	Final Volume	Solvent	Final Standard Conc. (ug/mL)
Diesel Fuel #2 Second Source	Phenova	ALO-101287	50,000	CL16477-52980	See man. Exp date	2/28/2027	50uL	10mL	MC	250
Motor Oil Second Source	Absolute	51094	50,000	102819-52981		10/28/2024	50uL			

Diesel / Motor Oil CCV

Prepared: 10/27/2021

Expires: 5/31/2026

Prepared By (Initials): KA

Methylen

e

Chloride

Lot No. 61117

Initial Standard Information							Final Standard			
Name of Initial Standard (QAU Label)	Supplier	APPL Mix Name	Conc. (ug/mL)	Reference to APPL Prep Date and Lot #'s	Exp. Date	Exp. Date (Manufacturer)	Aliquot From Stock	Final Volume	Solvent	Final Standard Conc. (ug/mL)
Diesel / Motor Oil STD	Restek	Diesel / Motor Oil CCV	2,000	Perp'd: 10/06/21 A0164485-52822, A0168842-52820, A0166510-52817, CL16893-52835	See man. Exp date	10/31/2027 12/31/2027 5/31/2026	1250uL	10mL	MC	250

Diesel Motor Oil Mix

Prepared: 10/30/2021

Prepared By (Initials): KA

Expires: 10/31/2027

Initial Standard Information							Final Standard			
Name of Initial Standard (QAU Label)	Supplier	Supplier Part No.	Conc. (ug/mL)	Lot Number - QA Number	Exp. Date (1 yr.)	Exp. Date (Manufacturer)	Aliquot From Stock	Final Volume	Solvent	Final Standard Conc. (ug/mL)
Diesel Fuel #2	Restek	31258	50,000	A0164485-52825 and A0164586-53175, 53174, and 53176	See man. Date	10/31/2027	4.00 mL	8.0 mL	NA	25,000
Motor Oil Composite	Restek	31464	50,000	A0166510-52817, and A0168842-53169, 53170, and 53171	See man. Date	12/31/2027 3/31/28	4.00 mL			25,000

THC Surrogate

Prepared: 10/29/2021

LS

Expires: 5/31/2026

Initial Standard Information							Final Standard			
Name of Initial Standard (QAU Label)	Supplier	Supplier Part No.	Conc. (ug/mL)	Lot Number - QA Number	Exp. Date (1 yr.)	Exp. Date (Manufacturer)	Aliquot From Stock	Final Volume	Solvent	Final Standard Conc. (ug/mL)
O-terphenyl / Octacosane Mix	Phenova	ALO-130161	600	CL16893-52841	See ma. Date	5/31/2026	N/A	N/A	N/A	600

Organic Extraction Worksheet

Method	Continuous Liq/Liq TPH- 3520C w/SGC	Extraction Set	211108A	Extraction Method	LIQ005SGC	Units	mL
Spiked ID 1	Diesel Motor Oil Mix 10/30/21-10/31/27	Surrogate ID 1	THC Surrogate 10/29/21-10/29/22				
Spiked ID 2	Decanoic 1000ug/mL Acid Solution 11/01/21-11/01/22	Surrogate ID 2					
Spiked ID 3		Surrogate ID 3					
Spiked ID 4		Surrogate ID 4					
Spiked ID 5		Surrogate ID 5					
Spiked ID 6		Sufficient Vol for Matrix QC:		NO			
Spiked ID 7		Ext. Start Time:		11/08/21 10:07			
Spiked ID 8		Ext. End Time:		11/09/21 15:50			
GC Requires Extract By:							
pH1	2			Water Bath Temp 1 °C	39/ 38.1 °C		
pH2				Water Bath Temp 2 °C	37/ 38.1		
pH3				Water Bath Temp 3 °C	37/ 36.5 °C		

Spiked By: SR **Date** 11/8/2021 9:01:00 AM **Witnessed By:** AGM **Date** 11/8/2021 9:01:00 AM

Sample	Sample Container	Spike Amount	Spike ID	Surrogate Amount	Surrogate ID	Extract Amount	Final Volume	pH	Extract Date/Time	Comments
1 211108A Bk		0.050	2	0.250	1	1000	5	2	11/08/21 9:01	*
						equip				
2 211108A LCS-1		0.080,0.050	1,2	0.250	1	1000	5	2	11/08/21 9:01	*
						equip				
3 211108A LCSD-1		0.080,0.050	1,2	0.250	1	1000	5	2	11/08/21 9:01	*
						equip				
4 BA45100	BA45100W10	0.050	2	0.250	1	1040	5	2	11/08/21 9:01	98098 *
						equip				
5 BA45101	BA45101W07	0.050	2	0.250	1	1040	5	2	11/08/21 9:01	98098 *
						equip				
6 BA45105	BA45105W09	0.050	2	0.250	1	1050	5	2	11/08/21 9:01	98097 *
						equip				
7 BA45108	BA45108W09	0.050	2	0.250	1	1040	5	2	11/08/21 9:01	98096 *
						equip				
8 BA45110	BA45110W10	0.050	2	0.250	1	1040	5	2	11/08/21 9:01	98096 *
						equip				
9 BA45112	BA45112W09	0.050	2	0.250	1	1000	5	2	11/08/21 9:01	98096 *
						equip				
10 BA45114	BA45114W10	0.050	2	0.250	1	1050	5	2	11/08/21 9:01	98096 *
						equip				

Solvent and Lot#	
1+1 HCL (5mLs)	60358
PH Strips	HC155968
Dichloromethane (DCM)	61117
Filter Paper	1441-150
Sodium Sulfate	2021071206
SILICA GEL (*)	050627T

Extraction COC Transfer	
Extraction lab employee Initials	
GC analyst's initials	KA
Date	11:10
Time	8:35
Refrigerator	Hobart

Technician's Initials	
Scanned By	SR
Sample Preparation	SR
Extraction	SR
Concentration	DS
Modified	11/10/2021 5:33:02 PM

Reviewed By: **Date**

Injection Log

Directory: G:\APOLLO\DATA\211028\

Line	Vial	FileName	Multiplier	SampleName	Misc Info	Injected
1	3	1028003.D	1	DMO STD 1 10/28/21	water	10-28-21 9:19:03
2	4	1028004.D	1	DMO STD 2 10/28/21	water	10-28-21 9:47:06
3	5	1028005.D	1	DMO STD 3 10/28/21	water	10-28-21 10:15:13
4	6	1028006.D	1	DMO STD 4 10/28/21	water	10-28-21 10:43:31
5	7	1028007.D	1	DMO STD 5 10/28/21	water	10-28-21 11:11:42
6	8	1028008.D	1	DMO STD 6 10/28/21	water	10-28-21 11:39:55
7	9	1028009.D	1	DMO STD 7 10/28/21	water	10-28-21 12:08:10
8	10	1028010.D	1	DMO Second Source 10/28/21	water	10-28-21 12:36:26
9	31	1110031.D	1	DMO LVL 4 CCV 10/27/21	water	11-11-21 0:24:43
10	33	1110033.D	5	211108A BLK 5/1000	water	11-11-21 1:20:45
11	34	1110034.D	5	211108A LCS-1 5/1000	water	11-11-21 1:48:45
12	35	1110035.D	5	211108A LCSD-1 5/1000	water	11-11-21 2:16:47
13	39	1110039.D	4.80769	BA45108W09 5/1040	water	11-11-21 4:08:53
14	40	1110040.D	4.80769	BA45110W10 5/1040	water	11-11-21 4:36:53
15	41	1110041.D	5	BA45112W09 5/1000	water	11-11-21 5:04:54
16	42	1110042.D	4.7619	BA45114W10 5/1050	water	11-11-21 5:32:53
17	50	1110050.D	1	DMO LVL 4 CCV 10/27/21	water	11-11-21 9:17:01

ORGANICS
Calibration Data

TPH Extractables
DOC1028

Form 6
Initial Calibration

Lab Name: APPL, Inc.
Case No: _____
Matrix: Water

SDG No: _____
Initial Cal. Date: 10/28/2021
Instrument: Apollo

Initials: KA

1028003.D 1028004.D 1028005.D 1028006.D 1028007.D 1028008.D 1028009.D

	Compound	1	2	3	4	5	6	7				Avg	%RSD	Type	r ²	Q
1	HATM Diesel (C10-C24)	2983809	2406563	2517872	2418941	2337993	2387715	2563791				2516669	8.7	HATM		
2	HBTML Motor Oil (C24-C40)	5192328	3260715	2065863	1824592	1695984	1676117	1728658				2492037	53	HBTM	1.000	
3	SA Ortho-Terphenyl(S)	3637234	3178668	3119876	3035678	2926966	2905323	3088794				3127505	7.9	SA		
4	SA Octacosane(S)	2469203	2170507	2286410	2275552	2170413	2171254	2286658				2261428	4.8	SA		
5																
6																
7																
8																
9																
10																
11																
12																
13																
14																
15																
16																
17																
18																
19																
20																
21																
22																
23																
24																
25																
26																
27																
28																
29																
30																
31																
32																
33																
34																
35																

2.118919

Data File : G:\APOLLO\DATA\211028\1028003.D Vial: 3
 Acq On : 10-28-21 9:19:03 Operator: KA
 Sample : DMO STD 1 10/28/21 Inst : Apollo
 Misc : water Multiplr: 1.00
 IntFile : events.e
 Quant Time: Oct 28 15:39 2021 Quant Results File: DOC1028.RES

Method : G:\APOLLO\DATA\211028\DOC1028.M (Chemstation Integrator)
 Title : 8015 B&C
 Last Update : Thu Oct 28 15:39:11 2021
 Response via : Multiple Level Calibration

Volume Inj. : 2UL
 Signal Phase : DB-5
 Signal Info : FID02A

Compound	R.T.	Response	Conc Units
System Monitoring Compounds			
3) SA Ortho-Terphenyl(S)	7.53	1818617	0.291 ppb
Surrogate Spike 30.000		Recovery =	0.97%
4) SA Octacosane(S)	9.82	1234601	0.273 ppb
Surrogate Spike 30.000		Recovery =	0.91%
Target Compounds			
1) HATM Diesel (C10-C24)	6.49	29838086	5.928 ppb
2) HBTM Motor Oil (C24-C40)	14.96	51923283	5.234 ppb



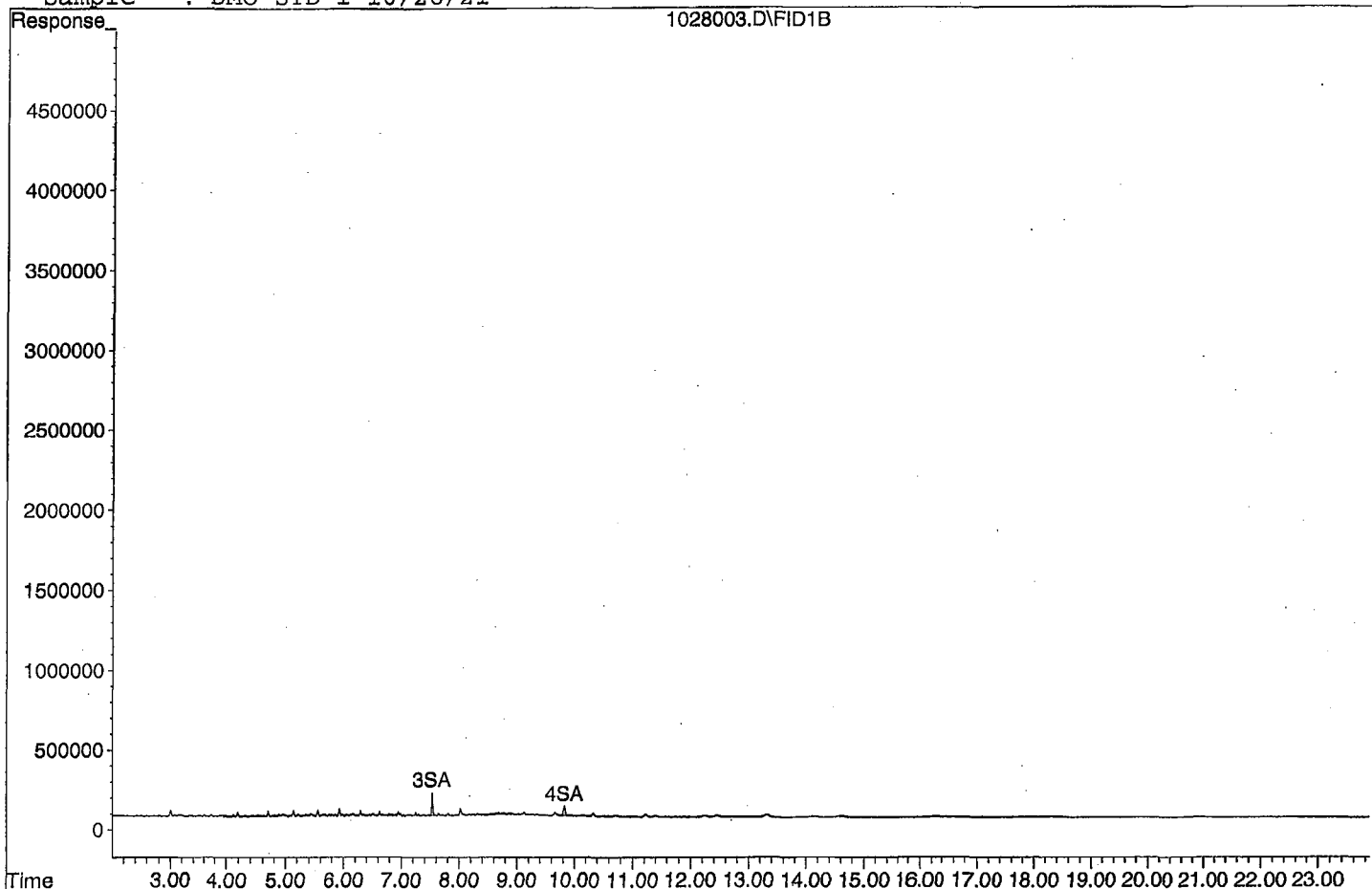
Target Compounds

Quantitation Report

Data File: G:\APOLLO\DATA\211028\1028003.D

Sample : DMO STD 1 10/28/21

1028003.D\FID1B



Data File : G:\APOLLO\DATA\211028\1028004.D Vial: 4
 Acq On : 10-28-21 9:47:06 Operator: KA
 Sample : DMO STD 2 10/28/21 Inst : Apollo
 Misc : water Multiplr: 1.00
 IntFile : events.e
 Quant Time: Oct 28 15:39 2021 Quant Results File: DOC1028.RES

Method : G:\APOLLO\DATA\211028\DOC1028.M (Chemstation Integrator)
 Title : 8015 B&C
 Last Update : Thu Oct 28 15:39:11 2021
 Response via : Multiple Level Calibration

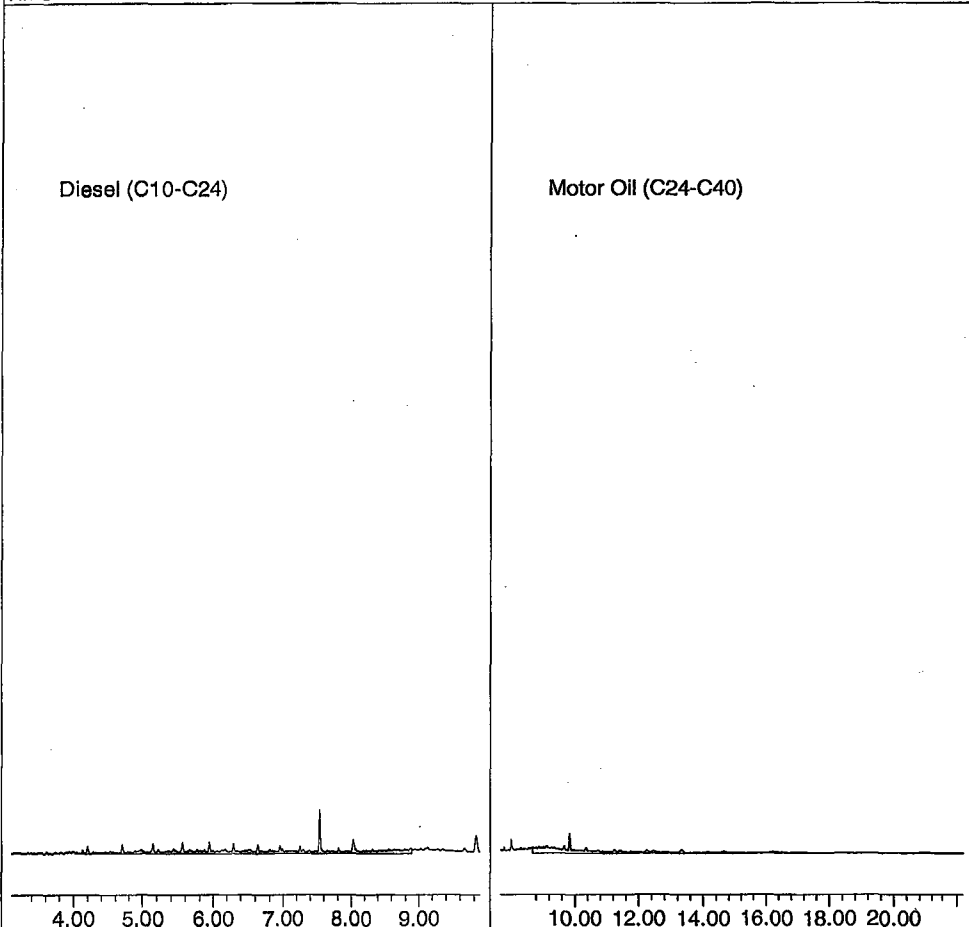
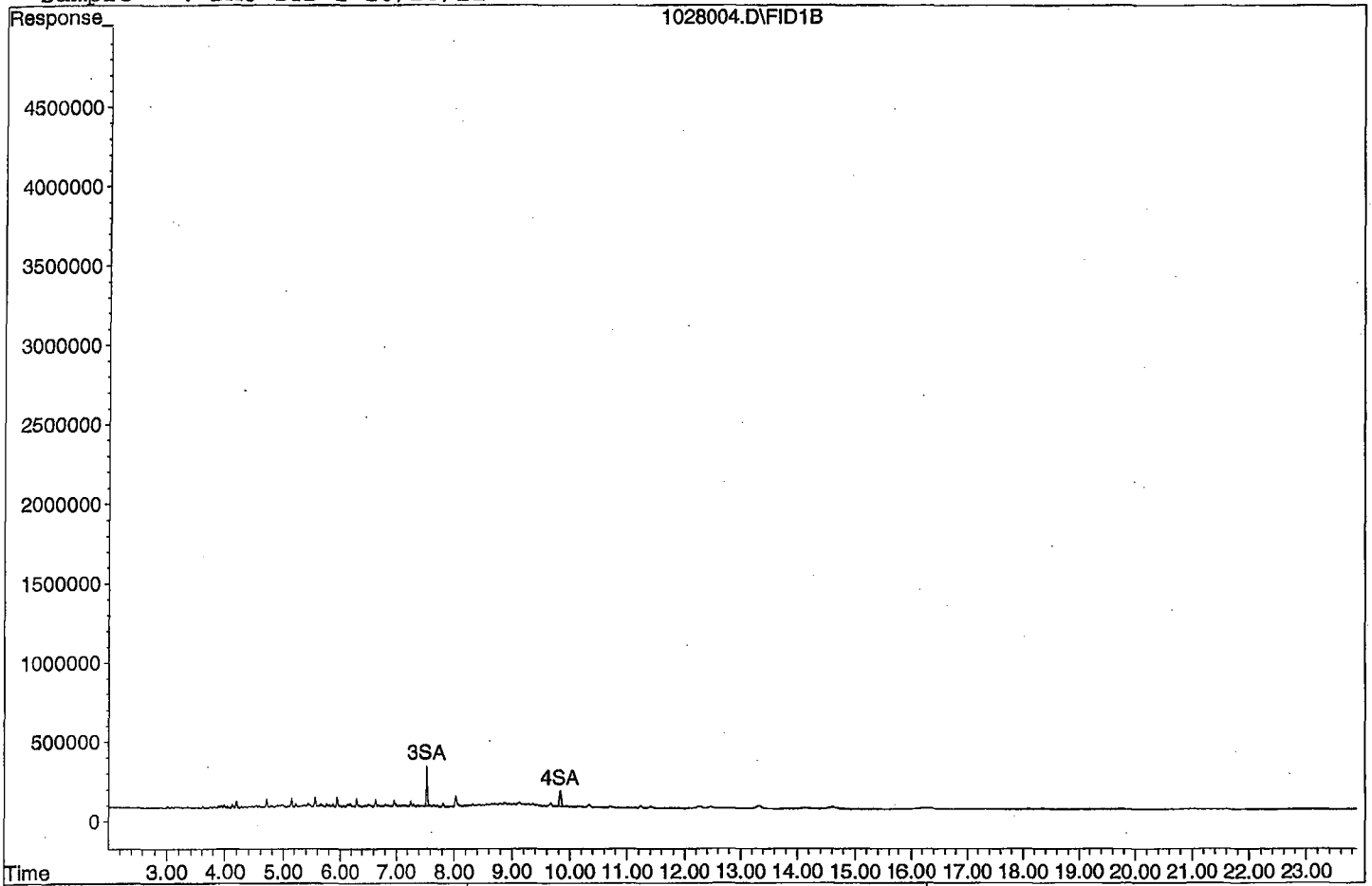
Volume Inj. : 2UL
 Signal Phase : DB-5
 Signal Info : FID02A

Compound	R.T.	Response	Conc Units
System Monitoring Compounds			
3) SA Ortho-Terphenyl(S)	7.53	3178668	0.508 ppb
Surrogate Spike 30.000		Recovery =	1.69%
4) SA Octacosane(S)	9.82	2170507	0.480 ppb
Surrogate Spike 30.000		Recovery =	1.60%
Target Compounds			
1) HATM Diesel (C10-C24)	6.49	48131263	9.562 ppb
2) HBTM Motor Oil (C24-C40)	14.96	65214303	9.152 ppb

Target Compounds

Quantitation Report

Data File: G:\APOLLO\DATA\211028\1028004.D
Sample : DMO STD 2 10/28/21



Data File : G:\APOLLO\DATA\211028\1028005.D Vial: 5
 Acq On : 10-28-21 10:15:13 Operator: KA
 Sample : DMO STD 3 10/28/21 Inst : Apollo
 Misc : water Multiplr: 1.00
 IntFile : events.e
 Quant Time: Oct 28 15:39 2021 Quant Results File: DOC1028.RES

Method : G:\APOLLO\DATA\211028\DOC1028.M (Chemstation Integrator)
 Title : 8015 B&C
 Last Update : Thu Oct 28 15:39:11 2021
 Response via : Multiple Level Calibration

Volume Inj. : 2UL
 Signal Phase : DB-5
 Signal Info : FID02A

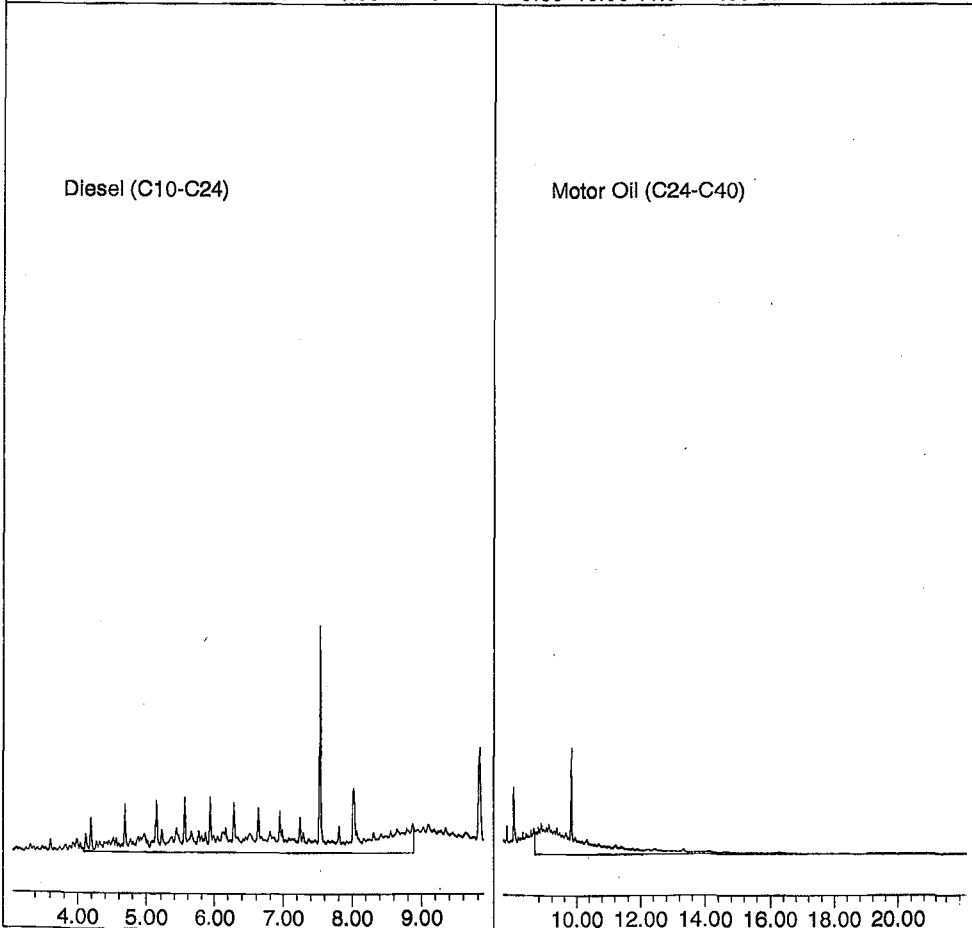
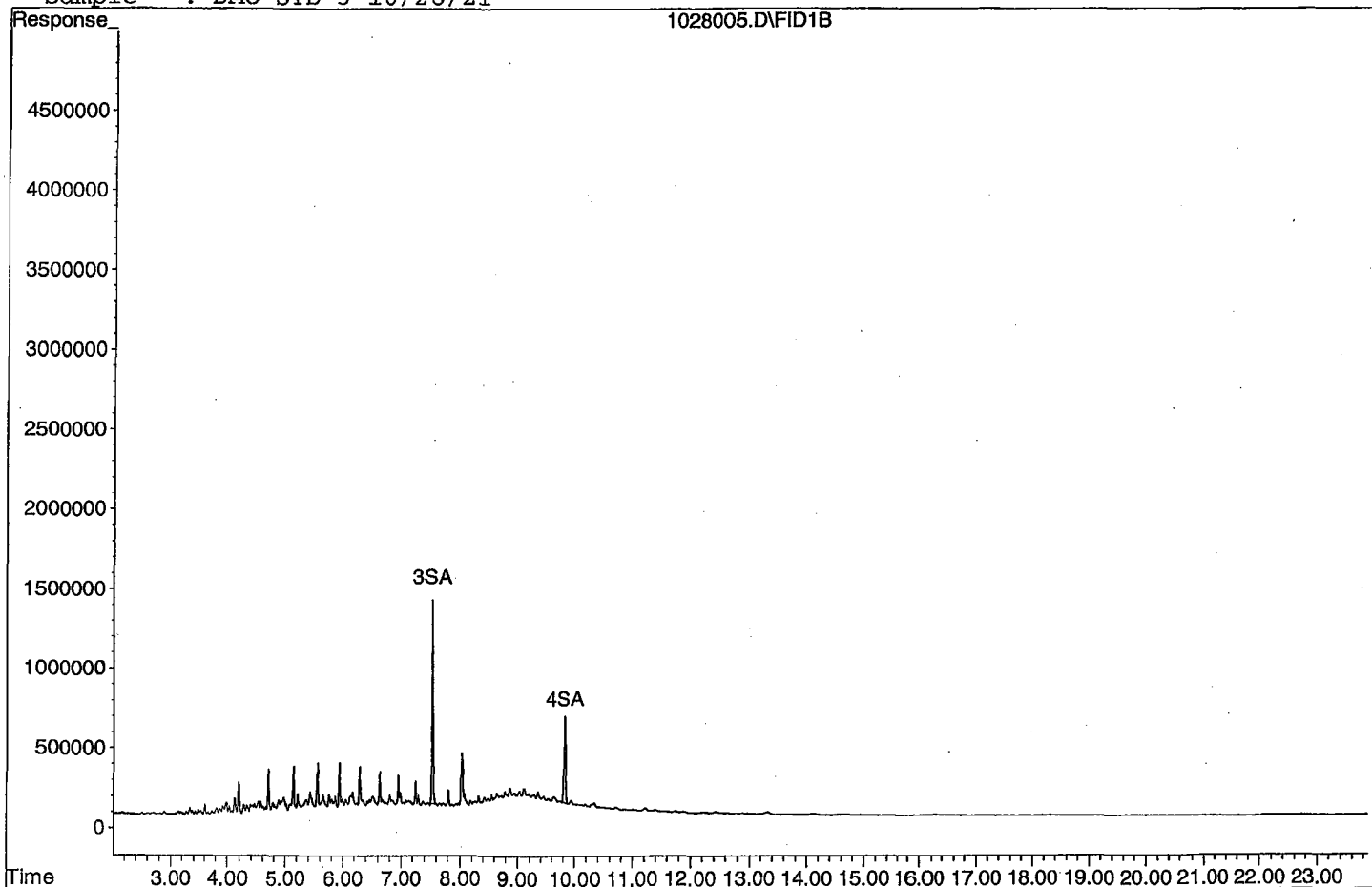
Compound	R.T.	Response	Conc Units
System Monitoring Compounds			
3) SA Ortho-Terphenyl(S)	7.53	15599382	2.494 ppb
Surrogate Spike 30.000		Recovery =	8.31%
4) SA Octacosane(S)	9.82	11432050	2.528 ppb
Surrogate Spike 30.000		Recovery =	8.43%
Target Compounds			
1) HATM Diesel (C10-C24)	6.49	251787231	50.024 ppb
2) HBTM Motor Oil (C24-C40)	14.96	206586322	50.832 ppb

Target Compounds

Quantitation Report

Data File: G:\APOLLO\DATA\211028\1028005.D

Sample : DMO STD 3 10/28/21



Data File : G:\APOLLO\DATA\211028\1028006.D Vial: 6
 Acq On : 10-28-21 10:43:31 Operator: KA
 Sample : DMO STD 4 10/28/21 Inst : Apollo
 Misc : water Multiplr: 1.00
 IntFile : events.e
 Quant Time: Oct 28 15:39 2021 Quant Results File: DOC1028.RES

Method : G:\APOLLO\DATA\211028\DOC1028.M (Chemstation Integrator)
 Title : 8015 B&C
 Last Update : Thu Oct 28 15:39:11 2021
 Response via : Multiple Level Calibration

Volume Inj. : 2UL
 Signal Phase : DB-5
 Signal Info : FID02A

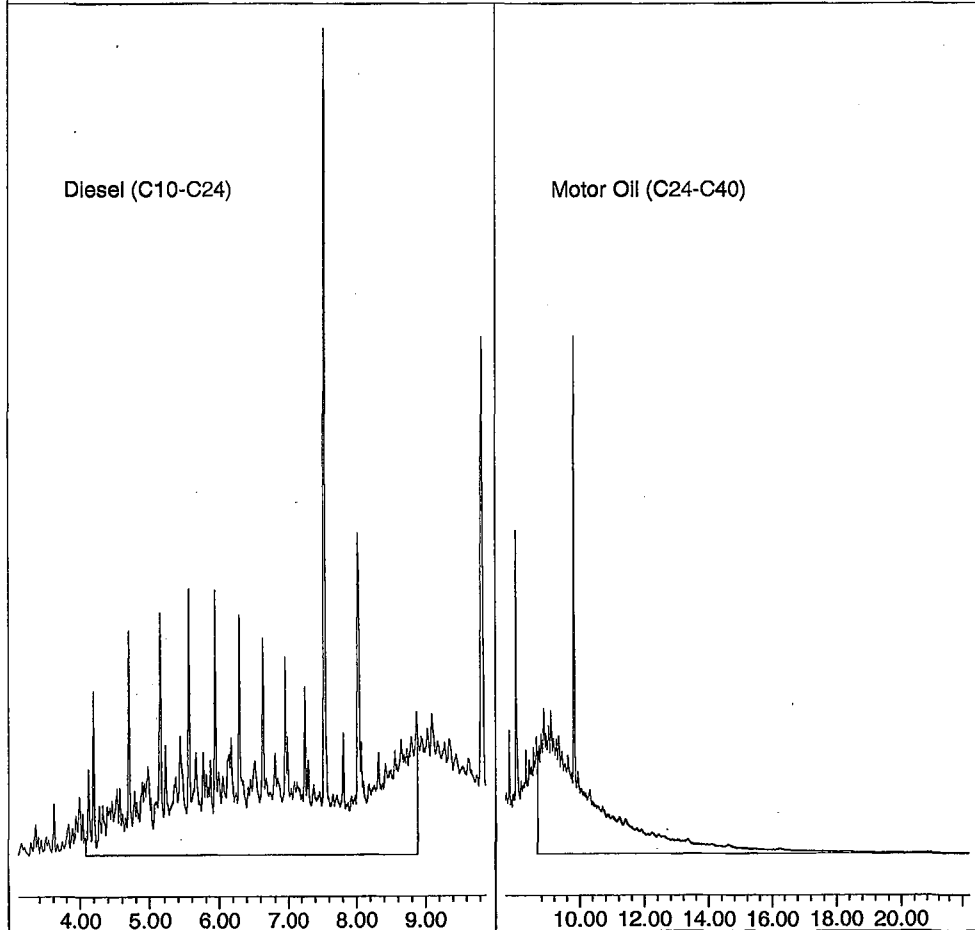
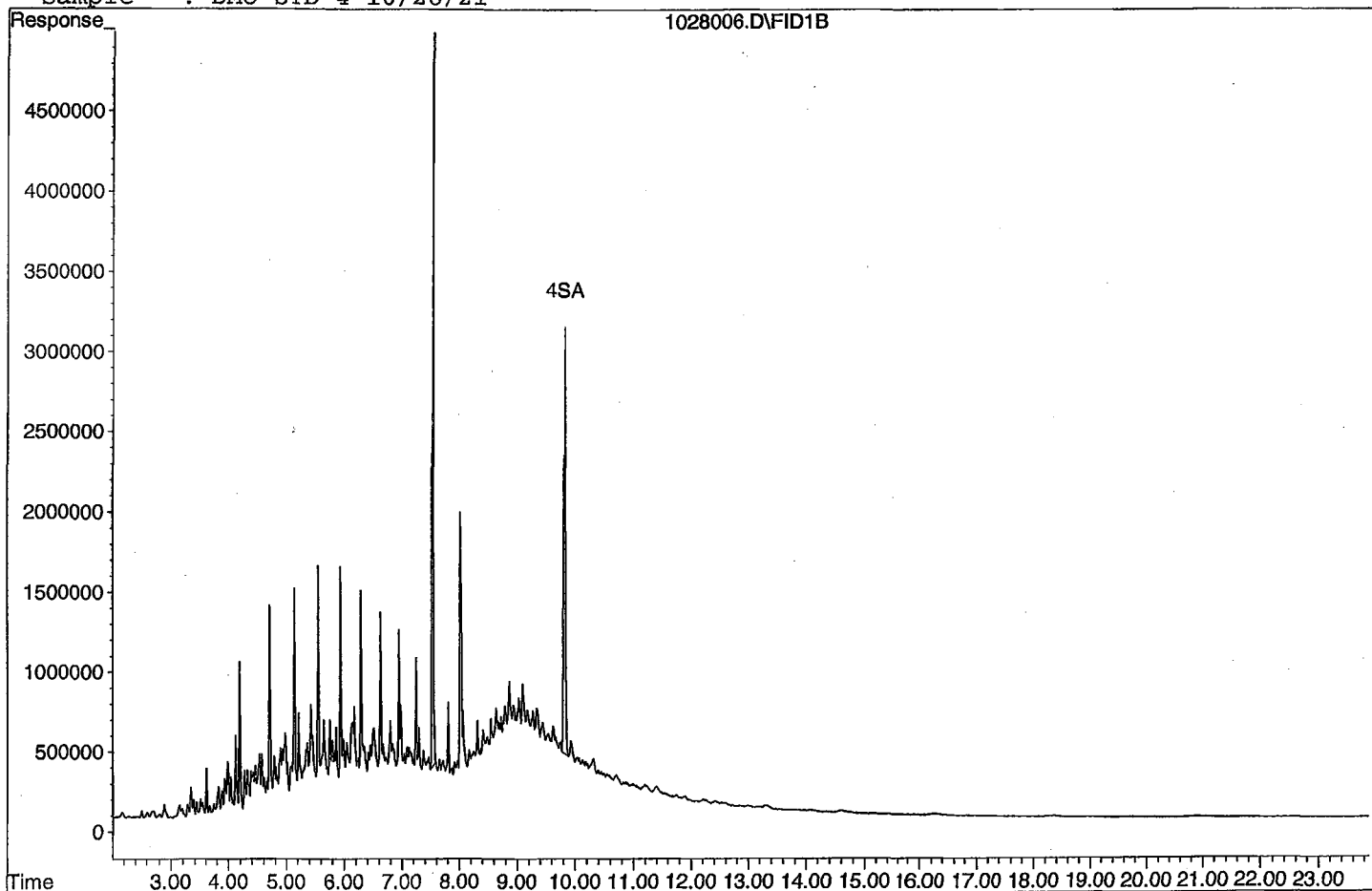
Compound	R.T.	Response	Conc Units
System Monitoring Compounds			
3) SA Ortho-Terphenyl(S)	7.53	75891940	12.133 ppb
Surrogate Spike 30.000		Recovery =	40.44%
4) SA Octacosane(S)	9.82	56888797	12.578 ppb
Surrogate Spike 30.000		Recovery =	41.93%
Target Compounds			
1) HATM Diesel (C10-C24)	6.49	1209470396	240.292 ppb
2) HBTM Motor Oil (C24-C40)	14.96	912296132	258.892 ppb

Target Compounds

Quantitation Report

Data File: G:\APOLLO\DATA\211028\1028006.D

Sample : DMO STD 4 10/28/21



Quantitation Report (Not Reviewed)

Data File : G:\APOLLO\DATA\211028\1028007.D Vial: 7
 Acq On : 10-28-21 11:11:42 Operator: KA
 Sample : DMO STD 5 10/28/21 Inst : Apollo
 Misc : water Multiplr: 1.00
 IntFile : events.e
 Quant Time: Oct 28 15:39 2021 Quant Results File: DOC1028.RES

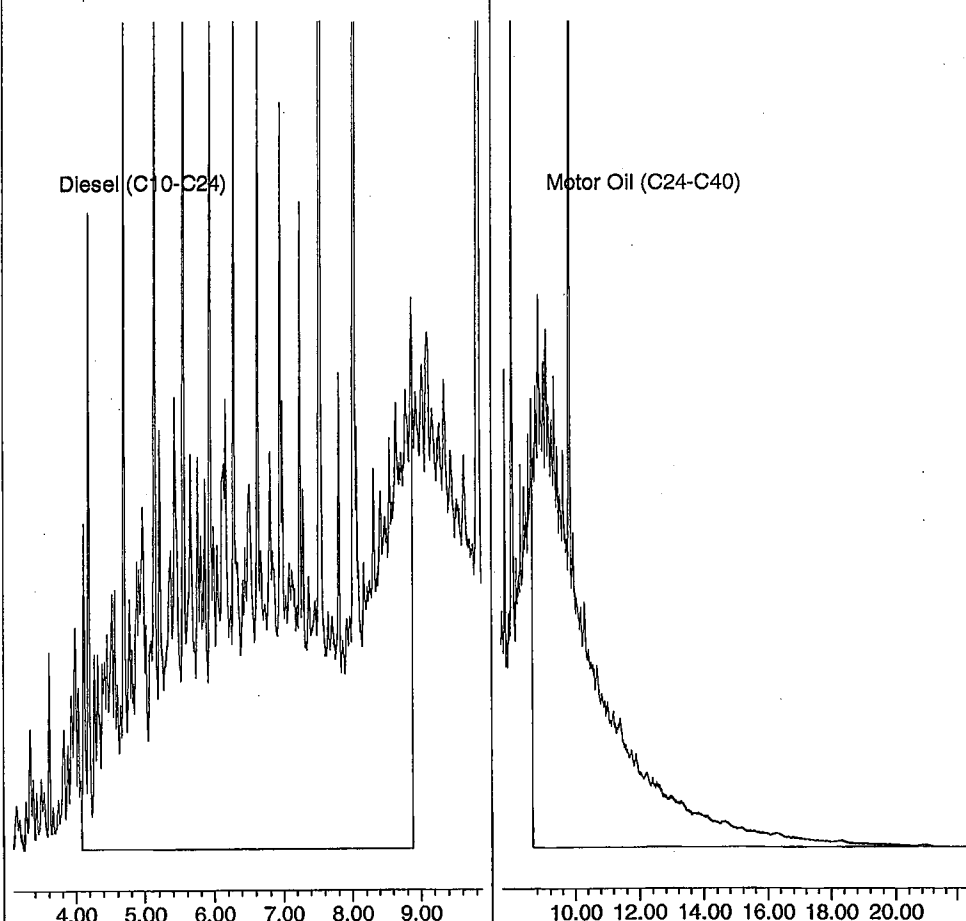
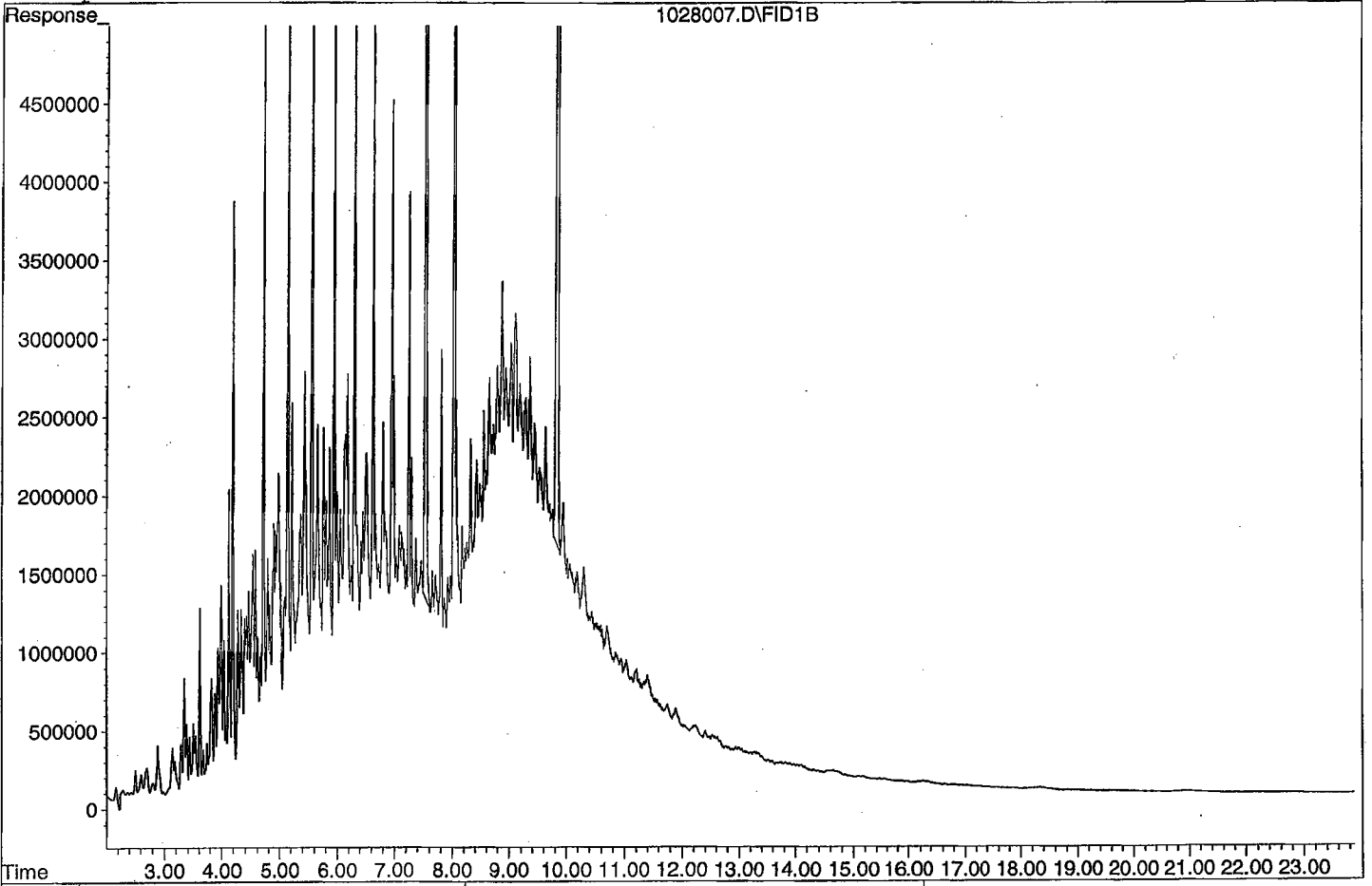
Method : G:\APOLLO\DATA\211028\DOC1028.M (Chemstation Integrator)
 Title : 8015 B&C
 Last Update : Thu Oct 28 15:39:11 2021
 Response via : Multiple Level Calibration

Volume Inj. : 2UL
 Signal Phase : DB-5
 Signal Info : FID02A

Compound	R.T.	Response	Conc Units
System Monitoring Compounds			
3) SA Ortho-Terphenyl(S)	7.54	292696553	46.794 ppb
Surrogate Spike 30.000		Recovery =	155.98%
4) SA Octacosane(S)	9.83	217041298	47.988 ppb
Surrogate Spike 30.000		Recovery =	159.96%
Target Compounds			
1) HATM Diesel (C10-C24)	6.49	4675985227	929.003 ppb
2) HBTM Motor Oil (C24-C40)	14.96	3391967397	989.959 ppb
Target Compounds			

Quantitation Report

Data File: G:\APOLLO\DATA\211028\1028007.D
Sample : DMO STD 5 10/28/21



Data File : G:\APOLLO\DATA\211028\1028008.D Vial: 8
 Acq On : 10-28-21 11:39:55 Operator: KA
 Sample : DMO STD 6 10/28/21 Inst : Apollo
 Misc : water Multiplr: 1.00
 IntFile : events.e
 Quant Time: Oct 28 15:39 2021 Quant Results File: DOC1028.RES

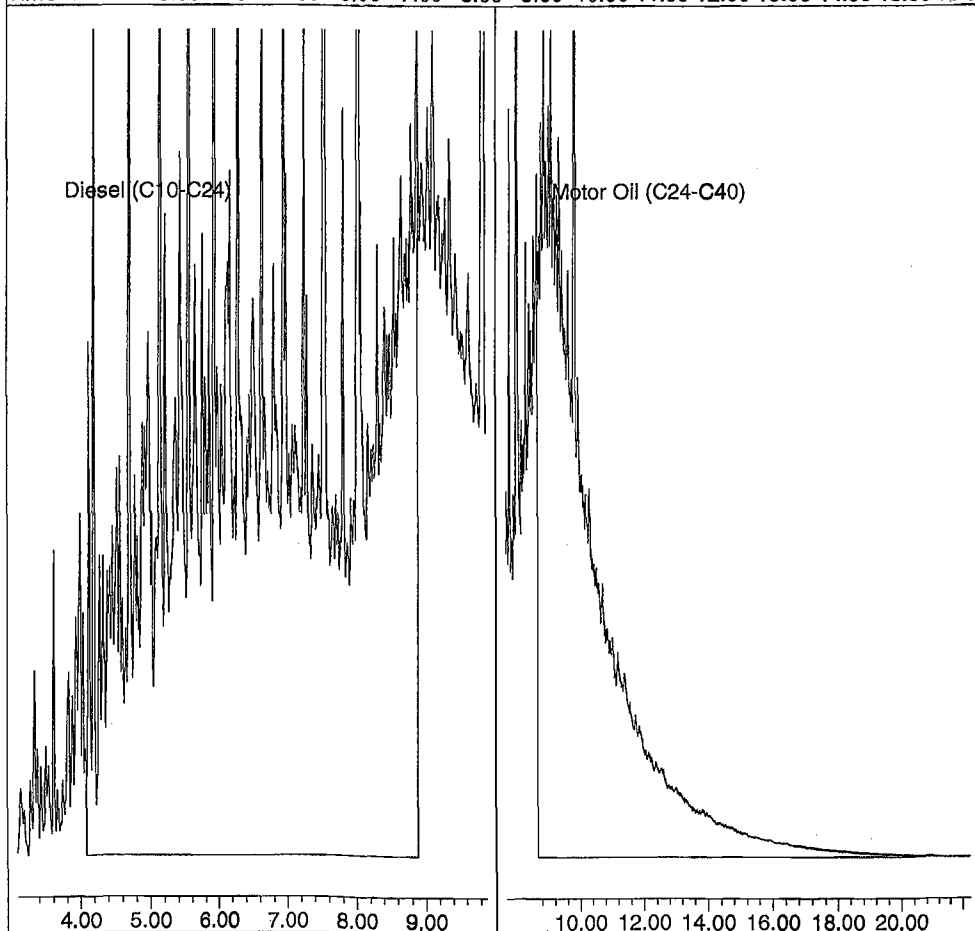
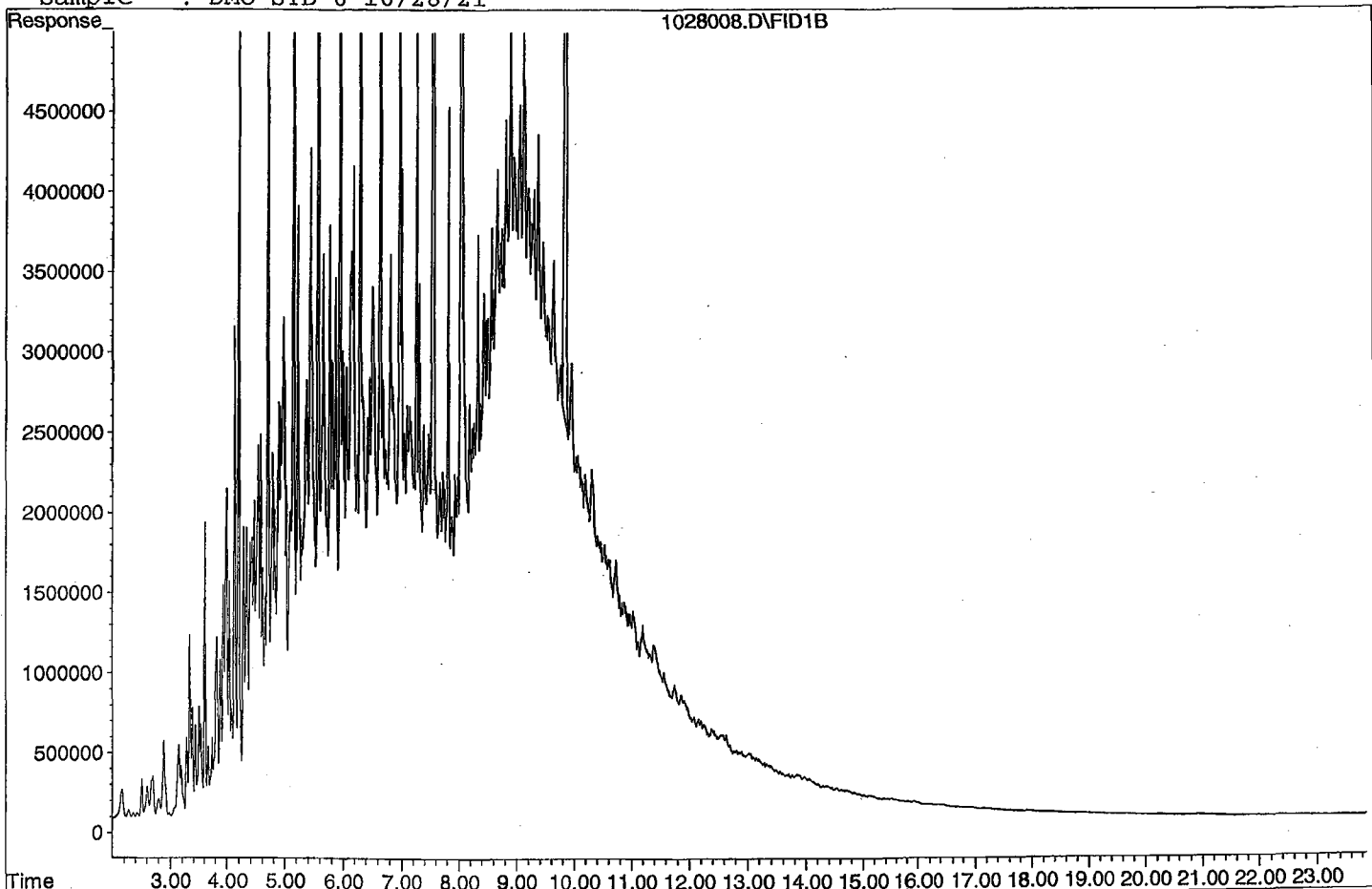
Method : G:\APOLLO\DATA\211028\DOC1028.M (Chemstation Integrator)
 Title : 8015 B&C
 Last Update : Thu Oct 28 15:39:11 2021
 Response via : Multiple Level Calibration

Volume Inj. : 2UL
 Signal Phase : DB-5
 Signal Info : FID02A

Compound	R.T.	Response	Conc Units
System Monitoring Compounds			
3) SA Ortho-Terphenyl(S)	7.54	435798382	69.672 ppb
Surrogate Spike 30.000		Recovery =	232.24%
4) SA Octacosane(S)	9.84	325688048	72.009 ppb
Surrogate Spike 30.000		Recovery =	240.03%
Target Compounds			
1) HATM Diesel (C10-C24)	6.49	7163144090	1423.140 ppb
2) HBTM Motor Oil (C24-C40)	14.96	5028351305	1472.405 ppb
Target Compounds			

Quantitation Report

Data File: G:\APOLLO\DATA\211028\1028008.D
Sample : DMO STD 6 10/28/21



Quantitation Report (Not Reviewed)

Data File : G:\APOLLO\DATA\211028\1028009.D Vial: 9
 Acq On : 10-28-21 12:08:10 Operator: KA
 Sample : DMO STD 7 10/28/21 Inst : Apollo
 Misc : water Multiplr: 1.00
 IntFile : events.e
 Quant Time: Oct 28 15:39 2021 Quant Results File: DOC1028.RES

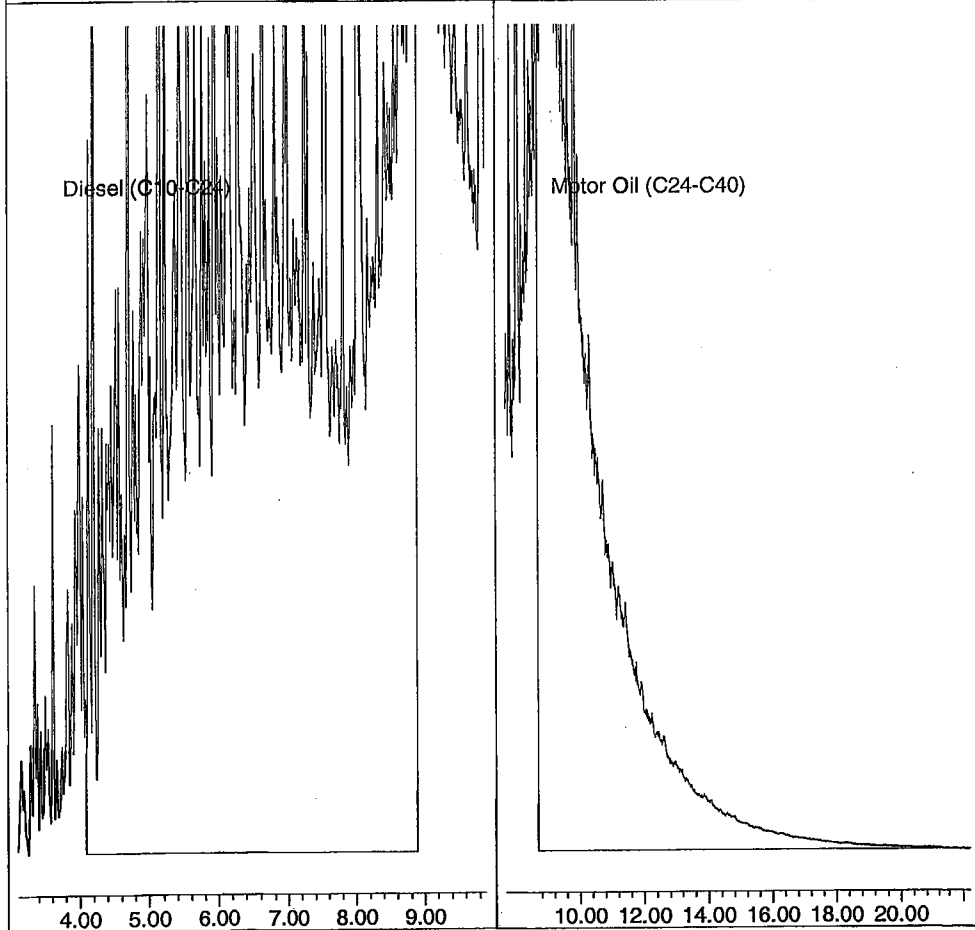
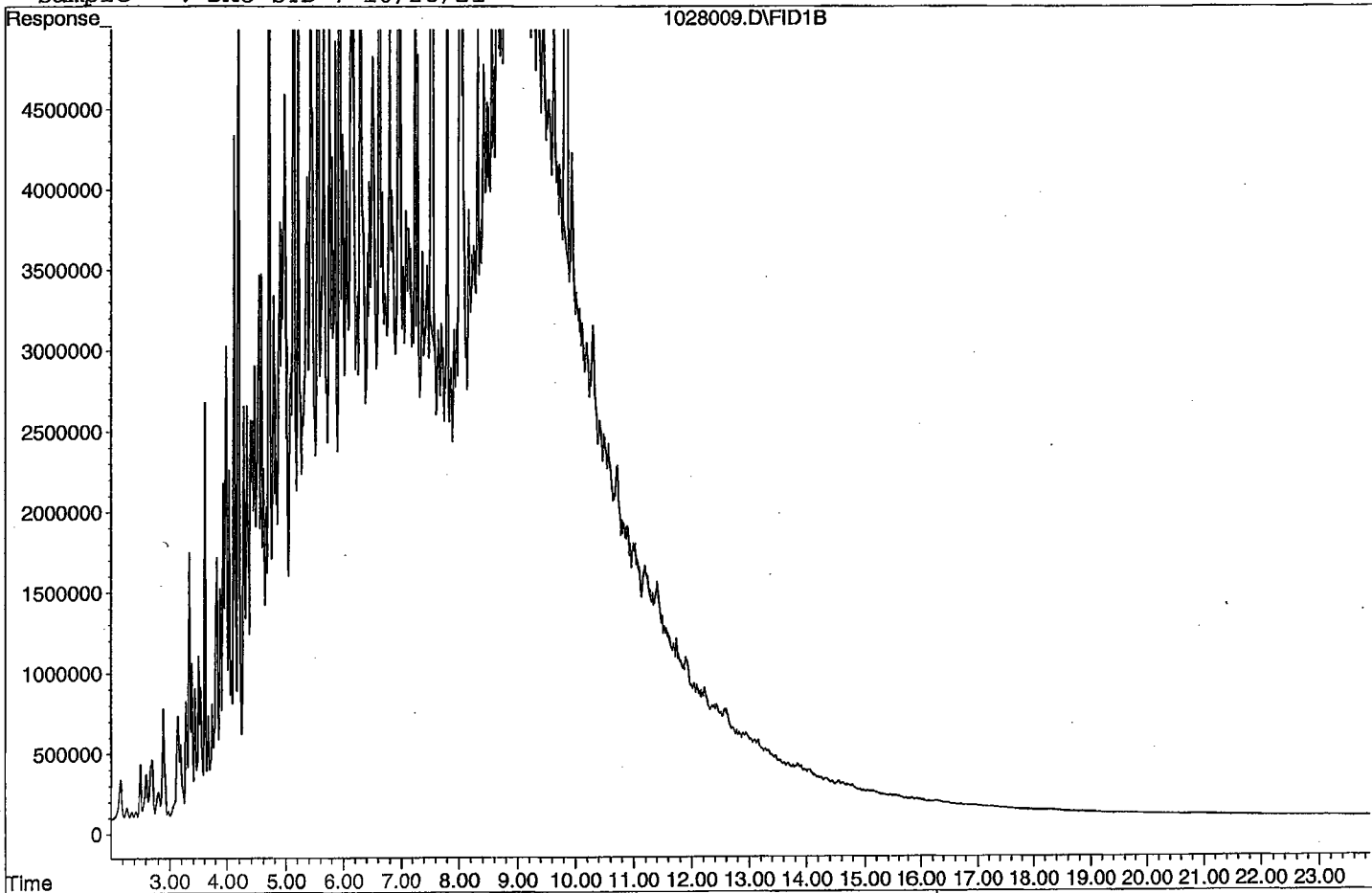
Method : G:\APOLLO\DATA\211028\DOC1028.M (Chemstation Integrator)
 Title : 8015 B&C
 Last Update : Thu Oct 28 15:39:11 2021
 Response via : Multiple Level Calibration

Volume Inj. : 2UL
 Signal Phase : DB-5
 Signal Info : FID02A

Compound	R.T.	Response	Conc Units
System Monitoring Compounds			
3) SA Ortho-Terphenyl(S)	7.54	617758709	98.762 ppb
Surrogate Spike 30.000		Recovery =	329.21%
4) SA Octacosane(S)	9.85	457331573	101.116 ppb
Surrogate Spike 30.000		Recovery =	337.05%
Target Compounds			
1) HATM Diesel (C10-C24)	6.49	10255165539	2037.448 ppb
2) HBTM Motor Oil (C24-C40)	14.96	6914631831	2028.526 ppb
Target Compounds			

Quantitation Report

Data File: G:\APOLLO\DATA\211028\1028009.D
Sample : DMO STD 7 10/28/21



TPH Extractables
DOC1028

Form 7

Second Source Calibration

Lab Name: APPL, Inc.
Case No: _____
Matrix: Water

SDG No: _____
Date Analyzed: 10/28/2021
Instrument: Apollo
Initial Cal. Date: 10/28/2021
Data File: 1028010.D

	Compound	MEAN	CCRF	%D	%Drift	
1	HATM Diesel (C10-C24)	2516670	2266400	9.9	HATM	
2	HBTM Motor Oil (C24-C40)	2492040	1663520	33	HBTML	5.9
3						
4						
5						
6						
7						
8						
9						
10						
11						
12						
13						
14						
15						
16						
17						
18						
19						
20						
21						
22						
23						
24						
25						
26						
27						
28						
29						
30						
31						
32						
33						
34						
35						
36						
37						
38						
39						
40	Average			21.5		

Quantitation Report (Not Reviewed)

Data File : G:\APOLLO\DATA\211028\1028010.D Vial: 10
 Acq On : 10-28-21 12:36:26 Operator: KA
 Sample : DMO Second Source 10/28/21 Inst : Apollo
 Misc : water Multiplr: 1.00
 IntFile : events.e
 Quant Time: Oct 28 15:39 2021 Quant Results File: DOC1028.RES

Method : G:\APOLLO\DATA\211028\DOC1028.M (Chemstation Integrator)
 Title : 8015 B&C
 Last Update : Thu Oct 28 15:39:11 2021
 Response via : Multiple Level Calibration

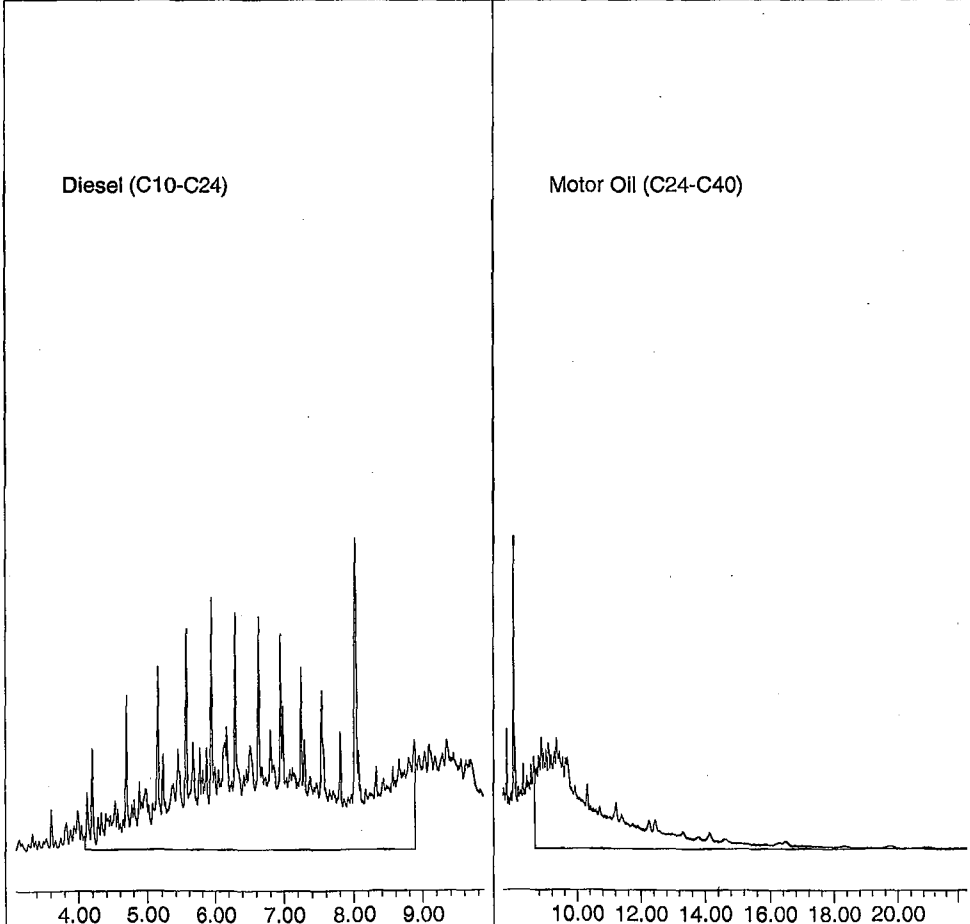
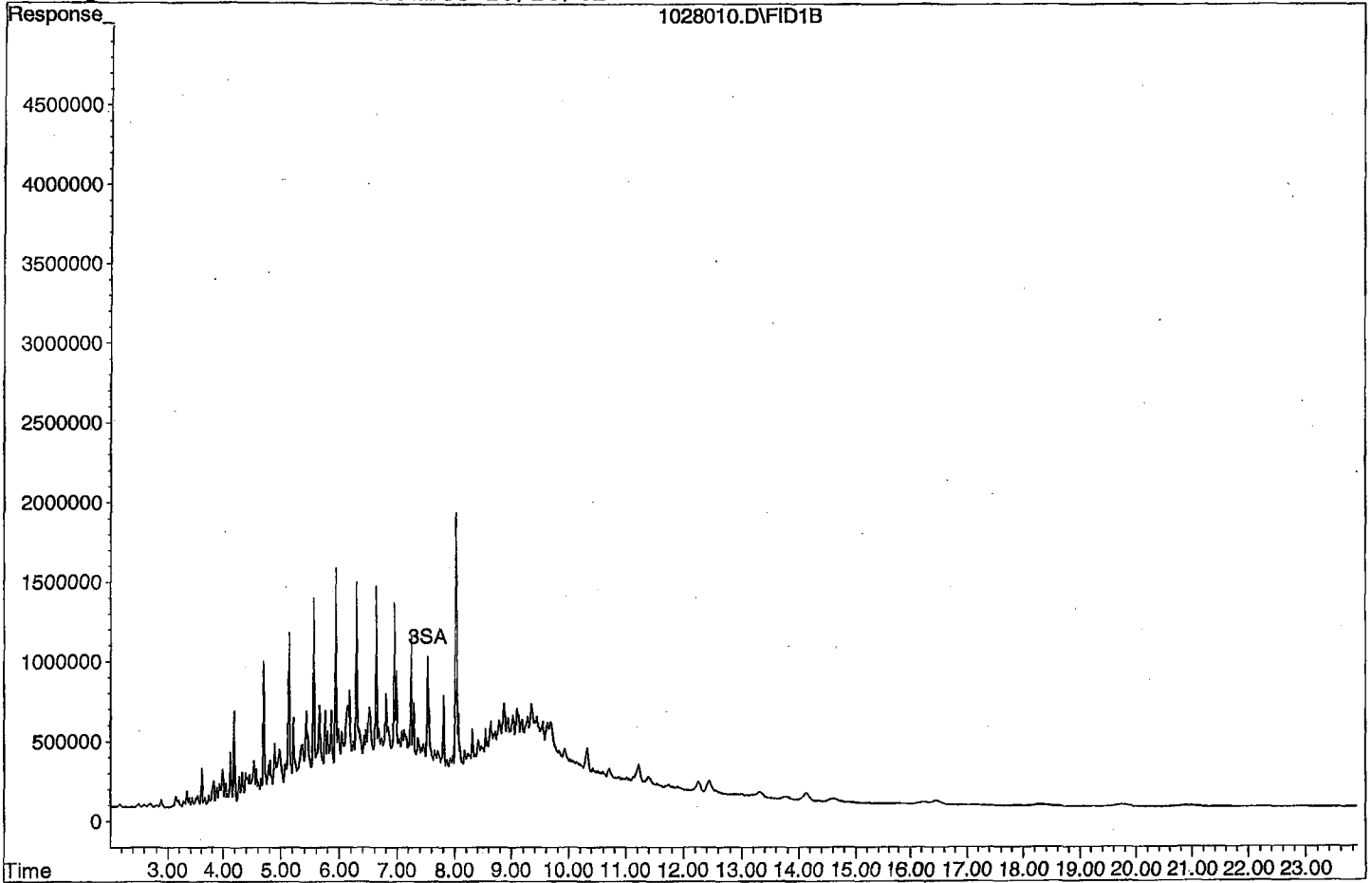
Volume Inj. : 2UL
 Signal Phase : DB-5
 Signal Info : FID02A

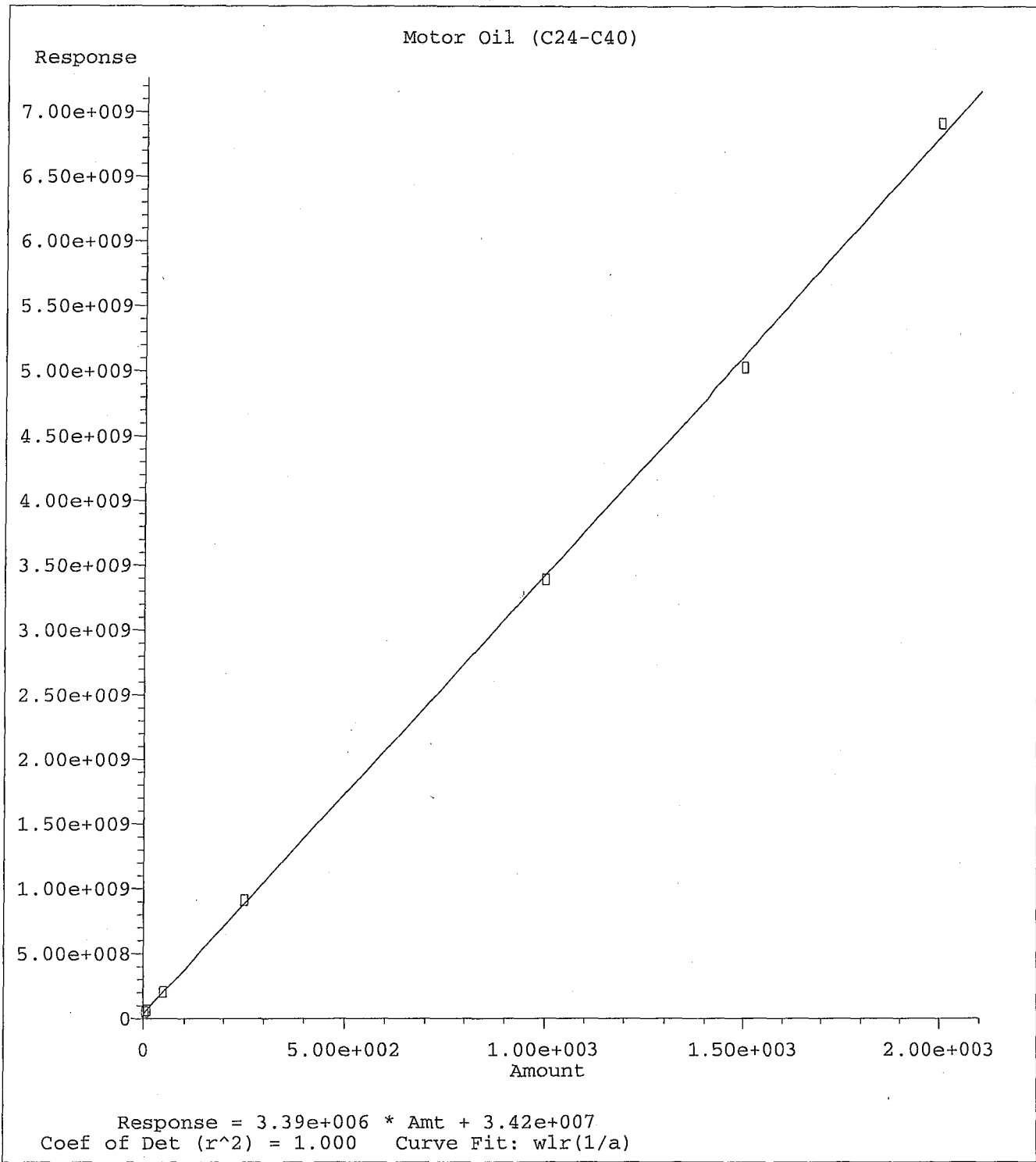
Compound	R.T.	Response	Conc Units
System Monitoring Compounds			
3) SA Ortho-Terphenyl(S)	7.53	4250105	0.679 ppb
Surrogate Spike 30.000		Recovery =	2.26%
4) SA Octacosane(S)	9.83	-3553	N.D. ppb
Surrogate Spike 30.000		Recovery =	0.00%
Target Compounds			
1) HATM Diesel (C10-C24)	6.49	1133202337	225.139 ppb
2) HBTM Motor Oil (C24-C40)	14.96	831758038	235.148 ppb

Target Compounds

Quantitation Report

Data File: G:\APOLLO\DATA\211028\1028010.D
Sample : DMO Second Source 10/28/21





Method Name: G:\APOLLO\DATA\211028\DOC1028.M
 Calibration Table Last Updated: Thu Oct 28 15:37:06 2021

TPH Extractables
DEC0911

Form 6
Initial Calibration

Lab Name: APPL, Inc. _____

SDG No: _____

Case No: _____

Initial Cal. Date: 9/11/2021 _____

Matrix: Water _____

Instrument: Apollo _____

Initials: KA _____

911002.D 911003.D 911004.D 911005.D 911006.D 911007.D

	Compound	1	2	3	4	5	6					Avg	%RSD	Type	r ²	Q
1	SC Decanoic Acid(S)	883995	1084261	1313446	1384667	1522107	1509937					1283069	20	SC		*
2																
3																
4																
5																
6																
7																
8																
9																
10																
11																
12																
13																
14																
15																
16																
17																
18																
19																
20																
21																
22																
23																
24																
25																
26																
27																
28																
29																
30																
31																
32																
33																
34																
35																

0.562142

Data File : G:\APOLLO\DATA\210911\911002.D Vial: 2
 Acq On : 9-11-21 10:22:53 Operator: KA
 Sample : Decanoic Acid STD 1 Inst : Apollo
 Misc : water Multiplr: 1.00
 IntFile : events.e
 Quant Time: Sep 13 9:30 2021 Quant Results File: DEC0911.RES

Method : G:\APOLLO\DATA\210808\DEC0911.M (Chemstation Integrator)
 Title : 8015 B&C
 Last Update : Mon Sep 13 09:30:16 2021
 Response via : Multiple Level Calibration

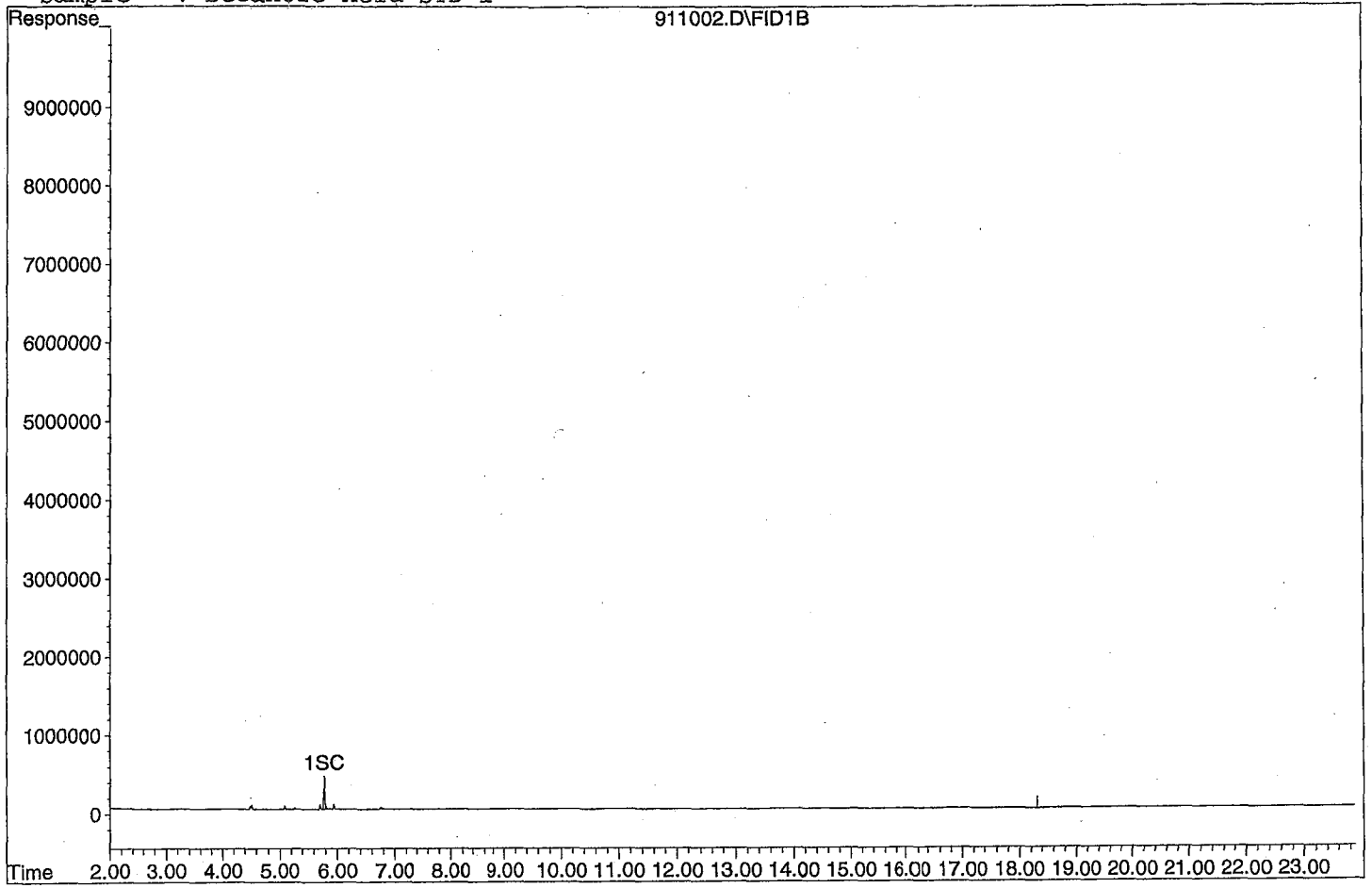
Volume Inj. : 2UL
 Signal Phase : DB-5
 Signal Info : FID02A

Compound	R.T.	Response	Conc Units
System Monitoring Compounds			
1) SC Decanoic Acid(S)	5.77	5303968	2.067 ppb
Surrogate Spike 24.000		Recovery =	8.61%
Target Compounds			
Target Compounds			

Quantitation Report

Data File: G:\APOLLO\DATA\210911\911002.D

Sample : Decanoic Acid STD 1



Data File : G:\APOLLO\DATA\210911\911003.D Vial: 3
 Acq On : 9-11-21 10:51:11 Operator: KA
 Sample : Decanoic Acid STD 2 Inst : Apollo
 Misc : water Multiplr: 1.00
 IntFile : events.e
 Quant Time: Sep 23 17:12 2021 Quant Results File: DEC0911.RES

Method : G:\APOLLO\DATA\210808\DEC0911.M (Chemstation Integrator)
 Title : 8015 B&C
 Last Update : Mon Sep 13 09:30:16 2021
 Response via : Multiple Level Calibration

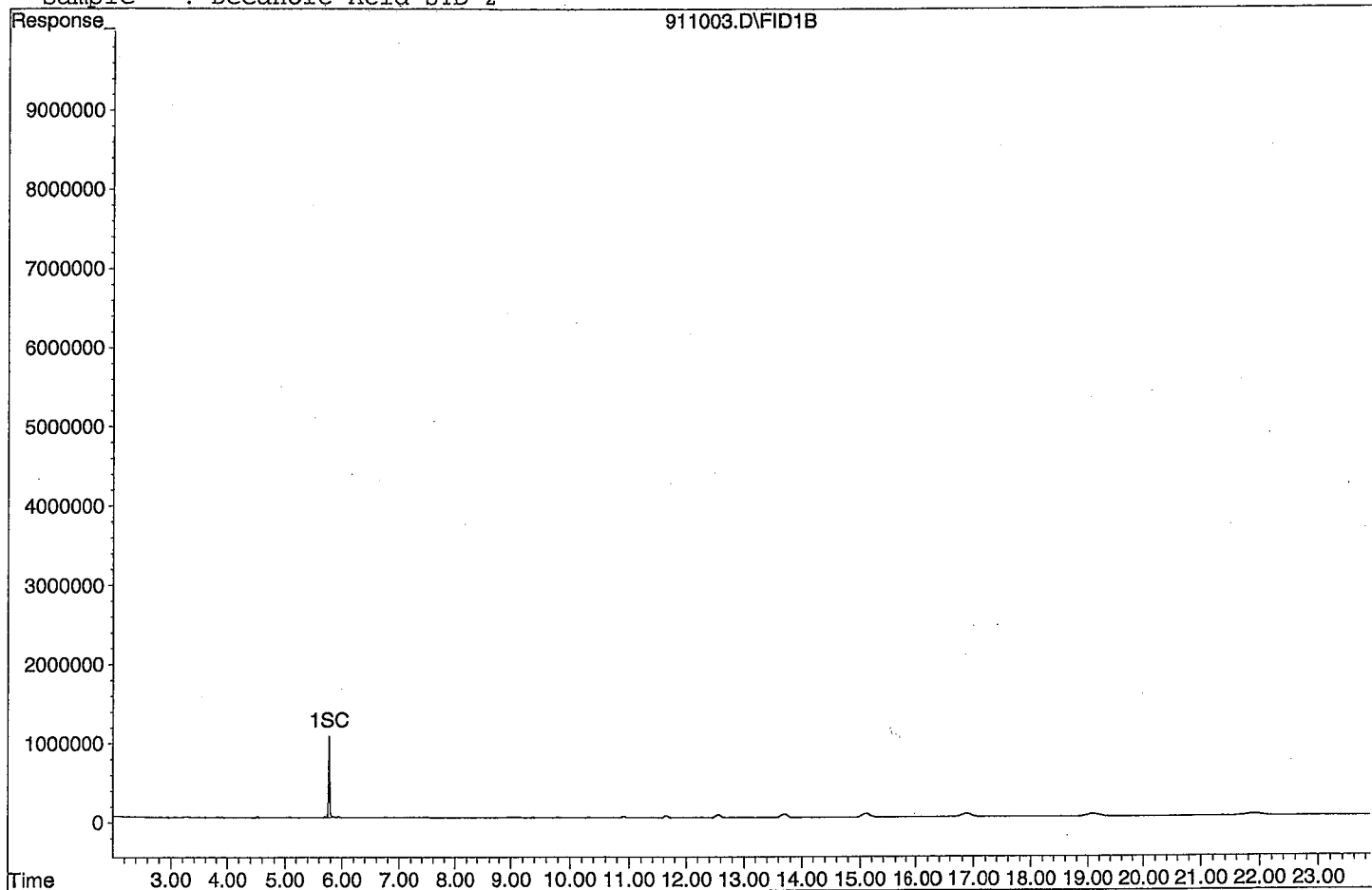
Volume Inj. : 2UL
 Signal Phase : DB-5
 Signal Info : FID02A

Compound	R.T.	Response	Conc Units
System Monitoring Compounds			
1) SC Decanoic Acid(S)	5.77	13011132	5.070 ppb
Surrogate Spike 24.000		Recovery =	21.13%
Target Compounds			
Target Compounds			

Quantitation Report

Data File: G:\APOLLO\DATA\210911\911003.D

Sample : Decanoic Acid STD 2



Data File : G:\APOLLO\DATA\210911\911004.D Vial: 4
 Acq On : 9-11-21 11:19:39 Operator: KA
 Sample : Decanoic Acid STD 3 Inst : Apollo
 Misc : water Multiplr: 1.00
 IntFile : events.e
 Quant Time: Sep 23 17:12 2021 Quant Results File: DEC0911.RES

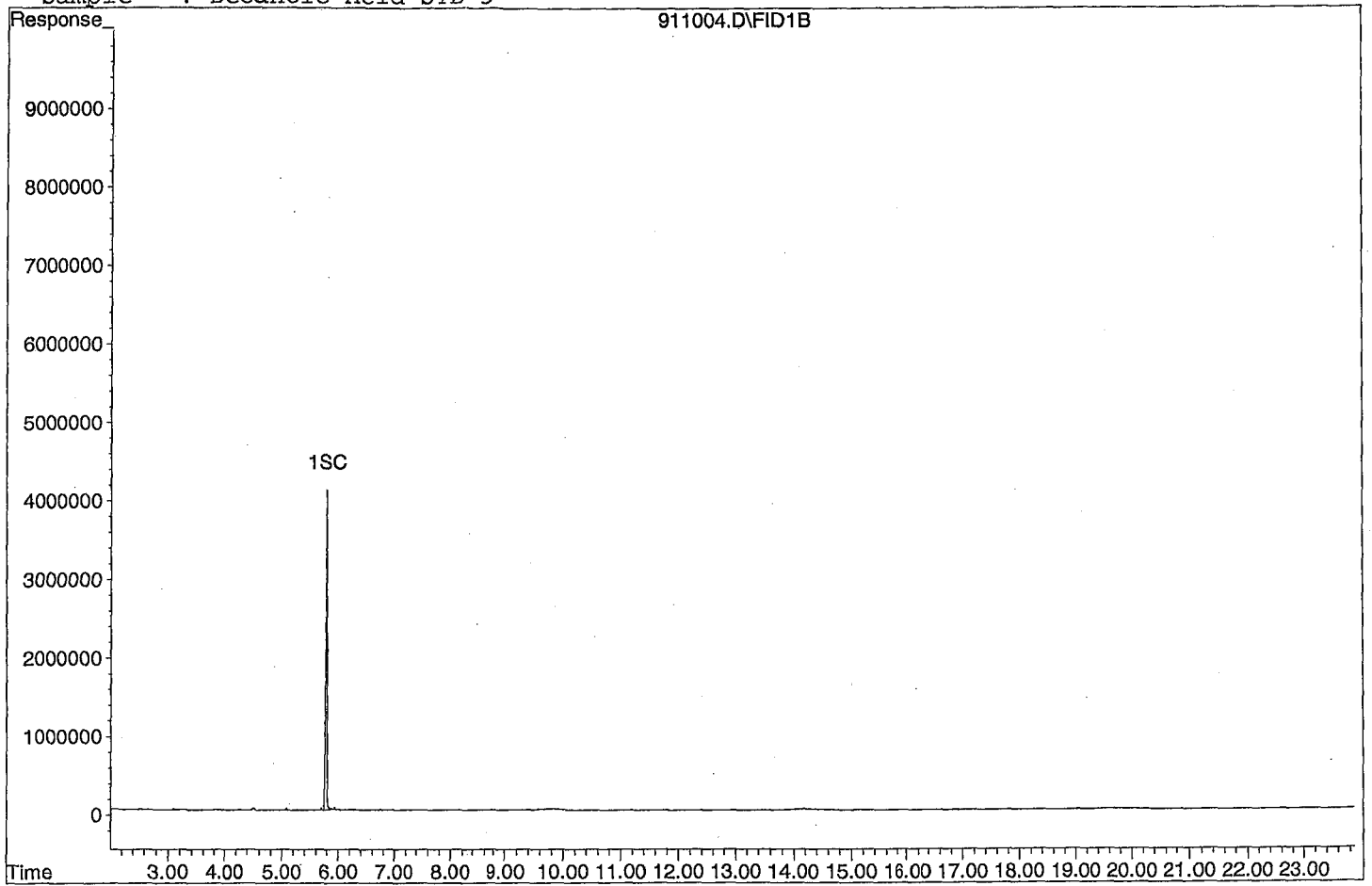
Method : G:\APOLLO\DATA\210808\DEC0911.M (Chemstation Integrator)
 Title : 8015 B&C
 Last Update : Mon Sep 13 09:30:16 2021
 Response via : Multiple Level Calibration

Volume Inj. : 2UL
 Signal Phase : DB-5
 Signal Info : FID02A

Compound	R.T.	Response	Conc Units
System Monitoring Compounds			
1) SC Decanoic Acid(S)	5.79	63045408	24.568 ppb
Surrogate Spike 24.000		Recovery =	102.37%
Target Compounds			
Target Compounds			

Quantitation Report

Data File: G:\APOLLO\DATA\210911\911004.D
Sample : Decanoic Acid STD 3



Data File : G:\APOLLO\DATA\210911\911005.D Vial: 5
 Acq On : 9-11-21 11:48:04 Operator: KA
 Sample : Decanoic Acid STD 4 Inst : Apollo
 Misc : water Multiplr: 1.00
 IntFile : events.e
 Quant Time: Sep 23 17:12 2021 Quant Results File: DEC0911.RES

Method : G:\APOLLO\DATA\210808\DEC0911.M (Chemstation Integrator)
 Title : 8015 B&C
 Last Update : Mon Sep 13 09:30:16 2021
 Response via : Multiple Level Calibration

Volume Inj. : 2UL
 Signal Phase : DB-5
 Signal Info : FID02A

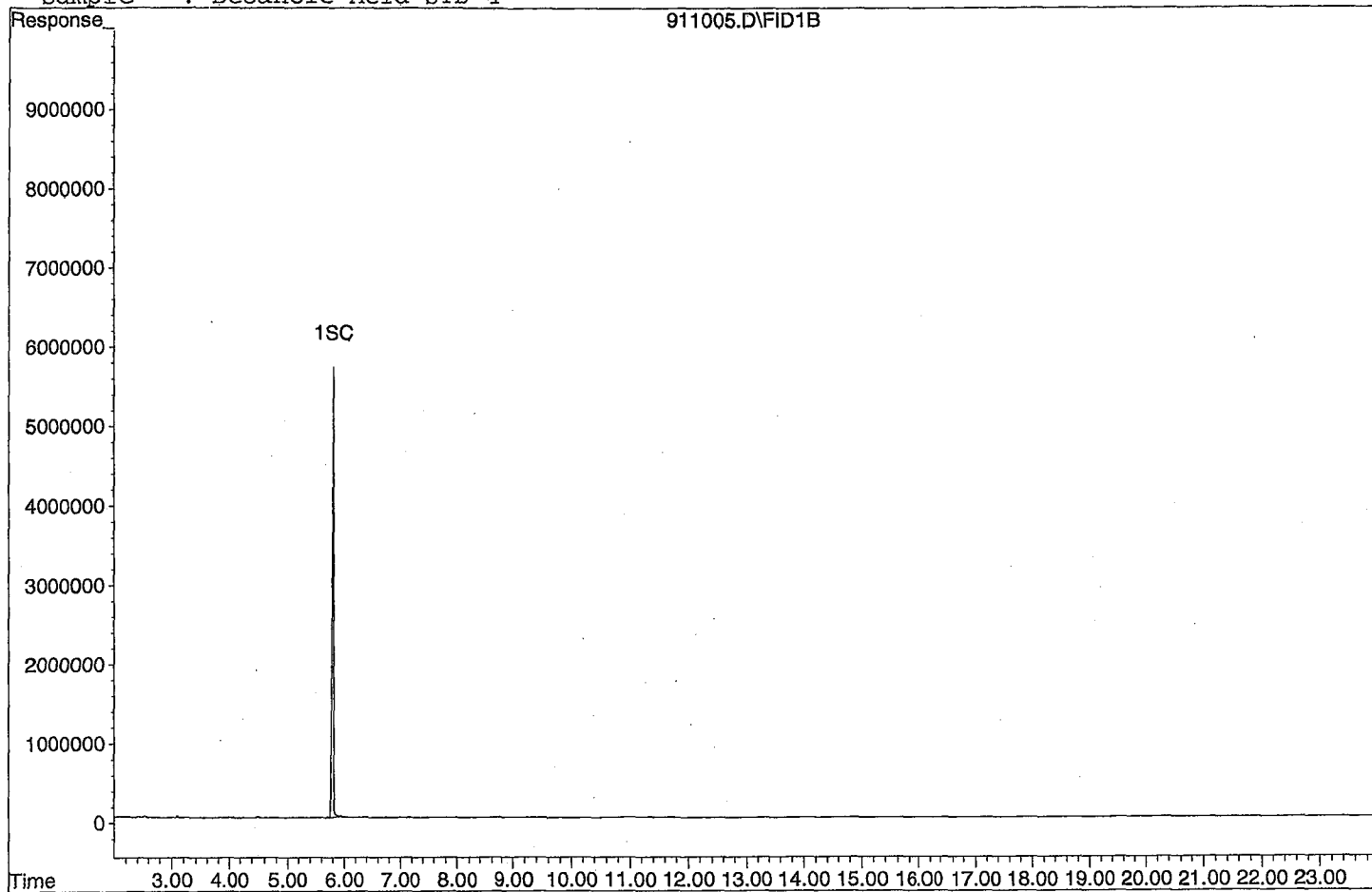
Compound	R.T.	Response	Conc Units

System Monitoring Compounds			
1) SC Decanoic Acid(S)	5.80	99696015	38.851 ppb
Surrogate Spike 24.000		Recovery =	161.88%
Target Compounds			
Target Compounds			

Quantitation Report

Data File: G:\APOLLO\DATA\210911\911005.D

Sample : Decanoic Acid STD 4



Data File : G:\APOLLO\DATA\210911\911006.D Vial: 6
 Acq On : 9-11-21 12:16:37 Operator: KA
 Sample : Decanoic Acid STD 5 Inst : Apollo
 Misc : water Multiplr: 1.00
 IntFile : events.e
 Quant Time: Sep 23 17:12 2021 Quant Results File: DEC0911.RES

Method : G:\APOLLO\DATA\210808\DEC0911.M (Chemstation Integrator)
 Title : 8015 B&C
 Last Update : Mon Sep 13 09:30:16 2021
 Response via : Multiple Level Calibration

Volume Inj. : 2UL
 Signal Phase : DB-5
 Signal Info : FID02A

Compound	R.T.	Response	Conc Units
System Monitoring Compounds			
1) SC Decanoic Acid(S)	5.81	146122260	56.942 ppb
Surrogate Spike 24.000		Recovery =	237.26%

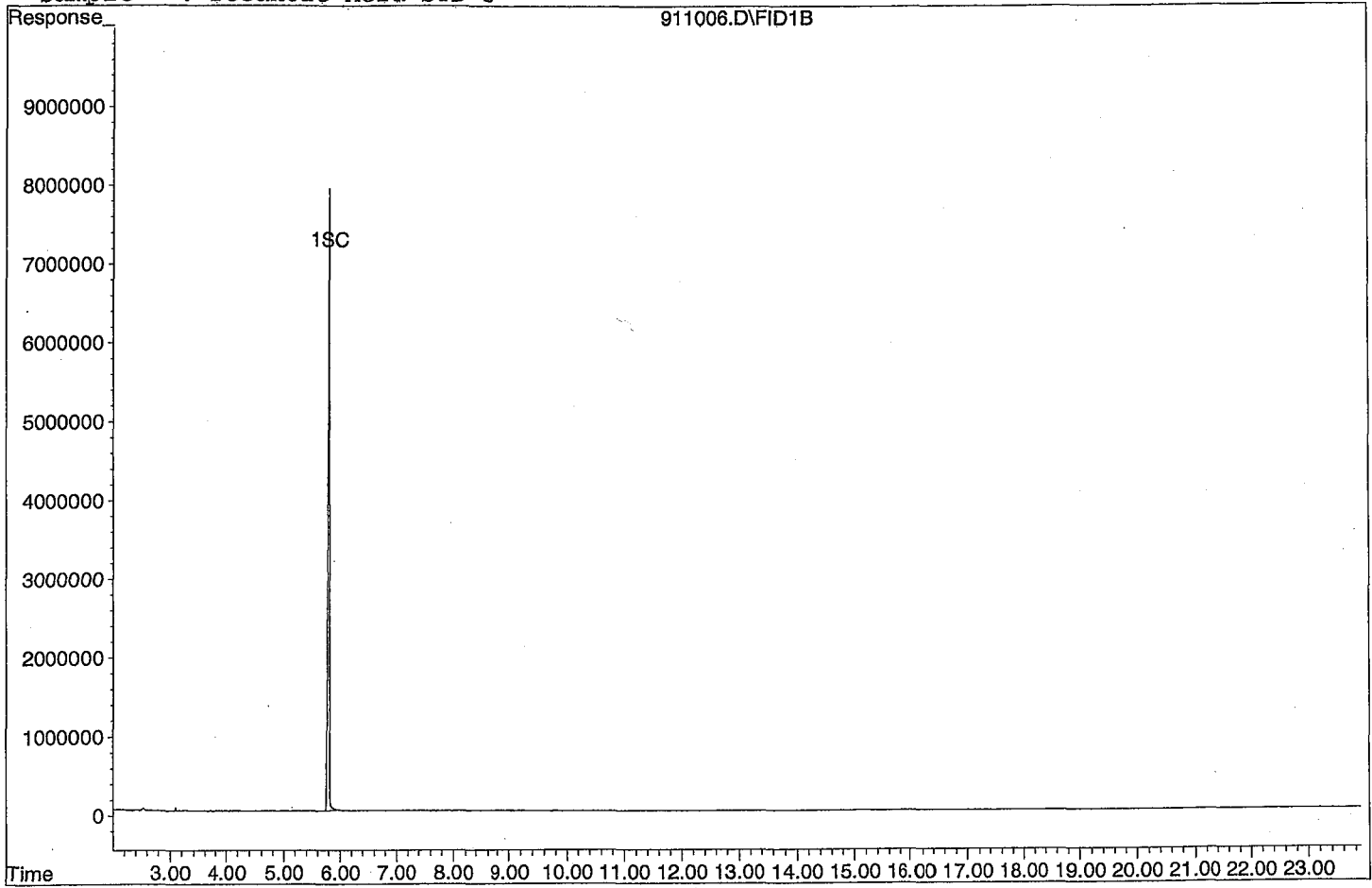
Target Compounds

Target Compounds

Quantitation Report

Data File: G:\APOLLO\DATA\210911\911006.D

Sample : Decanoic Acid STD 5



Data File : G:\APOLLO\DATA\210911\911007.D Vial: 7
 Acq On : 9-11-21 12:45:02 Operator: KA
 Sample : Decanoic Acid STD 6 Inst : Apollo
 Misc : water Multiplr: 1.00
 IntFile : events.e
 Quant Time: Sep 23 17:12 2021 Quant Results File: DEC0911.RES

Method : G:\APOLLO\DATA\210808\DEC0911.M (Chemstation Integrator)
 Title : 8015 B&C
 Last Update : Mon Sep 13 09:30:16 2021
 Response via : Multiple Level Calibration

Volume Inj. : 2UL
 Signal Phase : DB-5
 Signal Info : FID02A

Compound	R.T.	Response	Conc Units

System Monitoring Compounds			
1) SC Decanoic Acid(S)	5.81	181192435	70.609 ppb
Surrogate Spike 24.000		Recovery =	294.20%

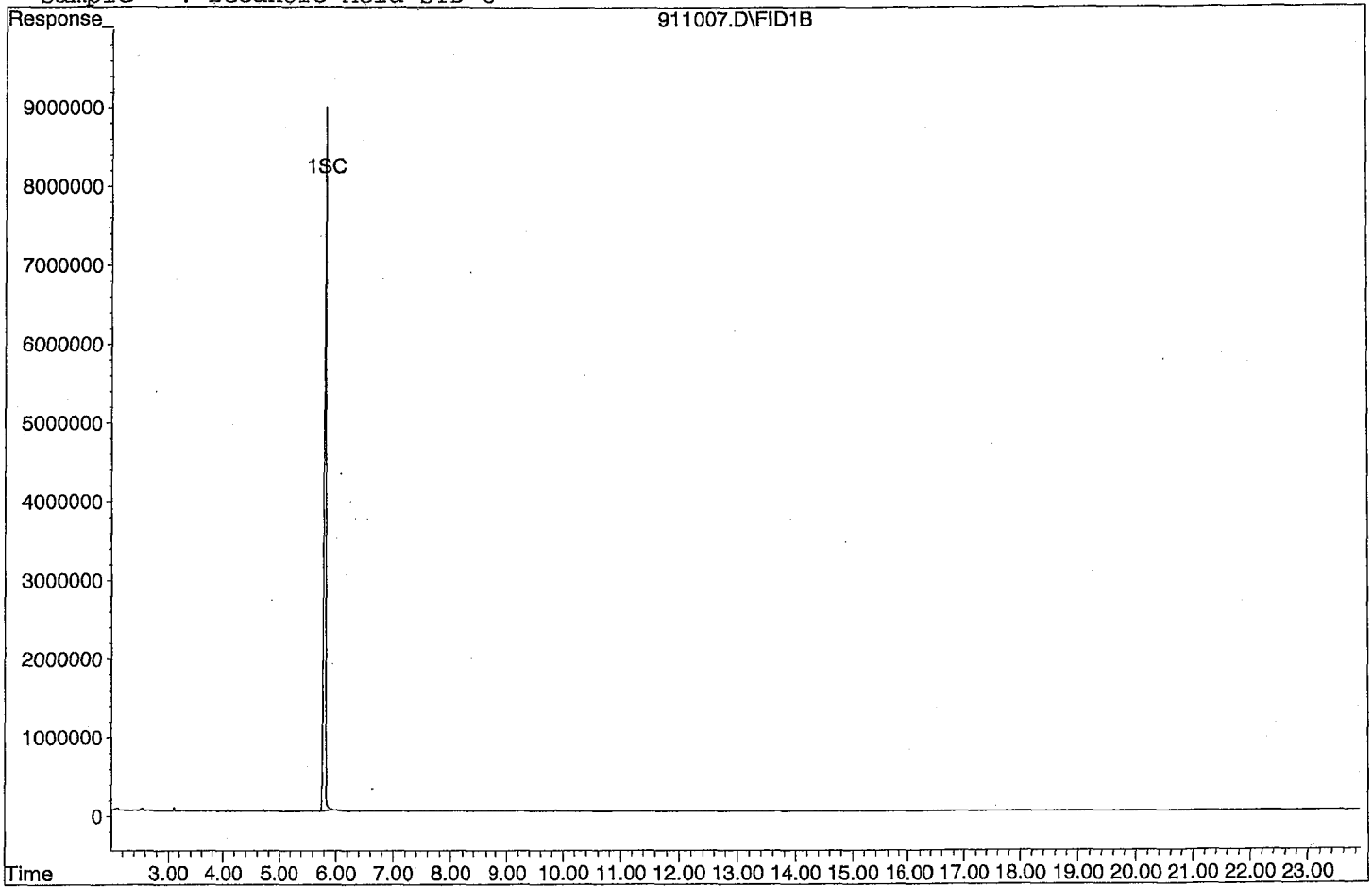
Target Compounds

Target Compounds

Quantitation Report

Data File: G:\APOLLO\DATA\210911\911007.D

Sample : Decanoic Acid STD 6



TPH Extractables
DOC1028

Form 7

Continuing Calibration

Lab Name: APPL, Inc.
Case No: _____
Matrix: Water

SDG No: _____
Date Analyzed: 11/10/2021
Instrument: Apollo
Initial Cal. Date: 10/28/2021
Data File: 1110018.D

	Compound	MEAN	CCRF	%D	%Drift	
1	HATM Diesel (C10-C24)	2516670	2350820	6.6	HATM	
2	HBTM Motor Oil (C24-C40)	2492040	1717840	31	HBTML	2.7
3	SA Ortho-Terphenyl(S)	3127510	2917680	6.7	SA	
4	SA Octacosane(S)	2261430	2118440	6.3	SA	
5						
6						
7						
8						
9						
10						
11						
12						
13						
14						
15						
16						
17						
18						
19						
20						
21						
22						
23						
24						
25						
26						
27						
28						
29						
30						
31						
32						
33						
34						
35						
36						
37						
38						
39						
40	Average			12.7		

Quantitation Report (Not Reviewed)

Data File : G:\APOLLO\DATA\211110\1110018.D Vial: 18
 Acq On : 11-10-21 18:20:23 Operator: KA
 Sample : DMO LVL 4 CCV 10/27/21 Inst : Apollo
 Misc : water Multiplr: 1.00
 IntFile : events.e
 Quant Time: Nov 11 8:39 2021 Quant Results File: DOC1028.RES

Method : G:\APOLLO\DATA\211028\DOC1028.M (Chemstation Integrator)
 Title : 8015 B&C
 Last Update : Fri Nov 12 17:55:30 2021
 Response via : Multiple Level Calibration

Volume Inj. : 2UL
 Signal Phase : DB-5
 Signal Info : FID02A

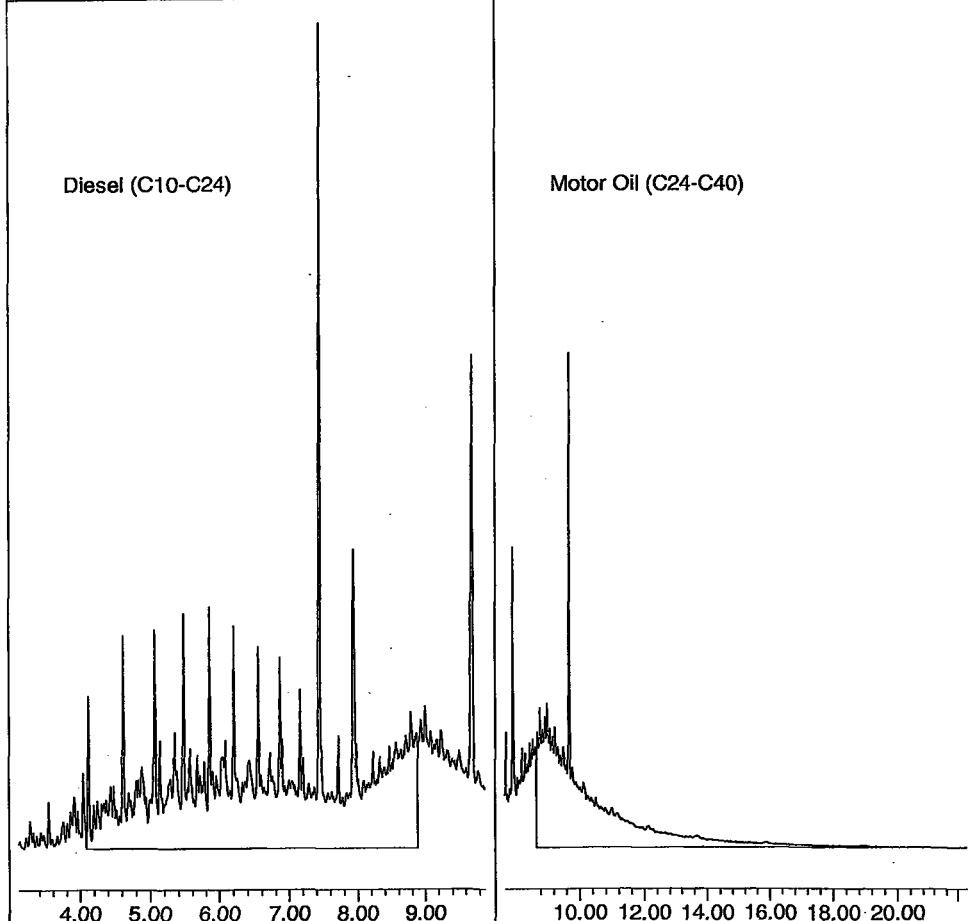
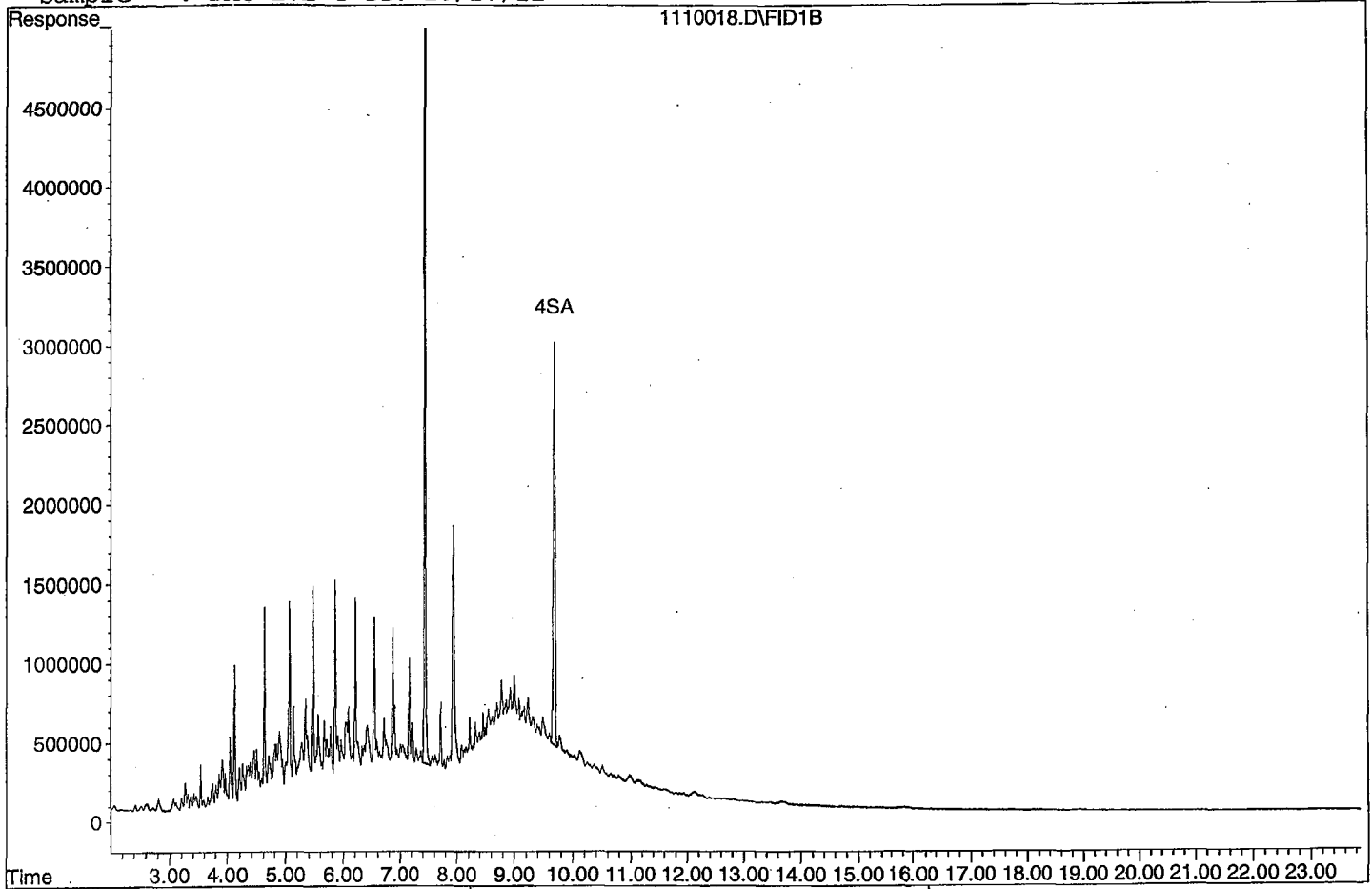
Compound	R.T.	Response	Conc Units
System Monitoring Compounds			
3) SA Ortho-Terphenyl (S)	7.44	72942089	11.661 ppb
Surrogate Spike 30.000		Recovery =	38.87%
4) SA Octacosane (S)	9.69	52961118	11.710 ppb
Surrogate Spike 30.000		Recovery =	39.03%
Target Compounds			
1) HATM Diesel (C10-C24)	6.49	1175410238	233.525 ppb
2) HBTM Motor Oil (C24-C40)	14.96	858918994	243.156 ppb

Target Compounds

Quantitation Report

Data File: G:\APOLLO\DATA\211110\1110018.D

Sample : DMO LVL 4 CCV 10/27/21



TPH Extractables
DEC0911

Form 7

Continuing Calibration

Lab Name: APPL, Inc.

SDG No: _____

Case No: _____

Date Analyzed: 11/10/2021

Matrix: Water

Instrument: Apollo

Initial Cal. Date: 9/11/2021

Data File: 1110019.D

		Compound	MEAN	CCRF	%D	%Drift
1	SC	Decanoic Acid(S)	1283070	1234300	3.8	SC
2						
3						
4						
5						
6						
7						
8						
9						
10						
11						
12						
13						
14						
15						
16						
17						
18						
19						
20						
21						
22						
23						
24						
25						
26						
27						
28						
29						
30						
31						
32						
33						
34						
35						
36						
37						
38						
39						
40						

Average

3.8

Quantitation Report (Not Reviewed)

Data File : G:\APOLLO\DATA\211110\1110019.D Vial: 19
 Acq On : 11-10-21 18:48:25 Operator: KA
 Sample : Decanoic Acid CCV 11/05/21 Inst : Apollo
 Misc : water Multiplr: 1.00
 IntFile : events.e
 Quant Time: Nov 11 8:38 2021 Quant Results File: DEC0911.RES


Method : G:\APOLLO\DATA\210911\DEC0911.M (Chemstation Integrator)
 Title : 8015 B&C
 Last Update : Fri Nov 05 10:50:06 2021
 Response via : Multiple Level Calibration

Volume Inj. : 2UL
 Signal Phase : DB-5
 Signal Info : FID02A

Compound	R.T.	Response	Conc Units

System Monitoring Compounds			
1) SC Decanoic Acid(S)	5.65	88869385	34.632 ppb
Surrogate Spike 24.000		Recovery =	144.30%
Target Compounds			
Target Compounds			

File : G:\APOLLO\DATA\211110\1110019.D
Operator : KA
Acquired : 11-10-21 18:48:25 using AcqMethod TPHSN.M
Instrument : Apollo
Sample Name: Decanoic Acid CCV 11/05/21
Misc Info : water
Vial Number: 19



TPH Extractables
DOC1028

Form 7

Continuing Calibration

Lab Name: APPL, Inc.

SDG No: _____

Case No: _____

Date Analyzed: 11/11/2021

Matrix: Water

Instrument: Apollo

Initial Cal. Date: 10/28/2021

Data File: 1110031.D

		Compound	MEAN	CCRF	%D	%Drift	
1	HATM	Diesel (C10-C24)	2516670	2598370	3.2	HATM	
2	HBTM	Motor Oil (C24-C40)	2492040	1901950	24	HBTML	8.1
3	SA	Ortho-Terphenyl(S)	3127510	3109130	0.59	SA	
4	SA	Octacosane(S)	2261430	2312170	2.2	SA	
5							
6							
7							
8							
9							
10							
11							
12							
13							
14							
15							
16							
17							
18							
19							
20							
21							
22							
23							
24							
25							
26							
27							
28							
29							
30							
31							
32							
33							
34							
35							
36							
37							
38							
39							
40							

Average

7.5

Quantitation Report (Not Reviewed)

Data File : G:\APOLLO\DATA\211110\1110031.D Vial: 31
 Acq On : 11-11-21 0:24:43 Operator: KA
 Sample : DMO LVL 4 CCV 10/27/21 Inst : Apollo
 Misc : water Multiplr: 1.00
 IntFile : events.e
 Quant Time: Nov 11 8:40 2021 Quant Results File: DOC1028.RES

Method : G:\APOLLO\DATA\211028\DOC1028.M (Chemstation Integrator)
 Title : 8015 B&C
 Last Update : Fri Nov 12 17:55:30 2021
 Response via : Multiple Level Calibration

Volume Inj. : 2UL
 Signal Phase : DB-5
 Signal Info : FID02A

Compound	R.T.	Response	Conc Units

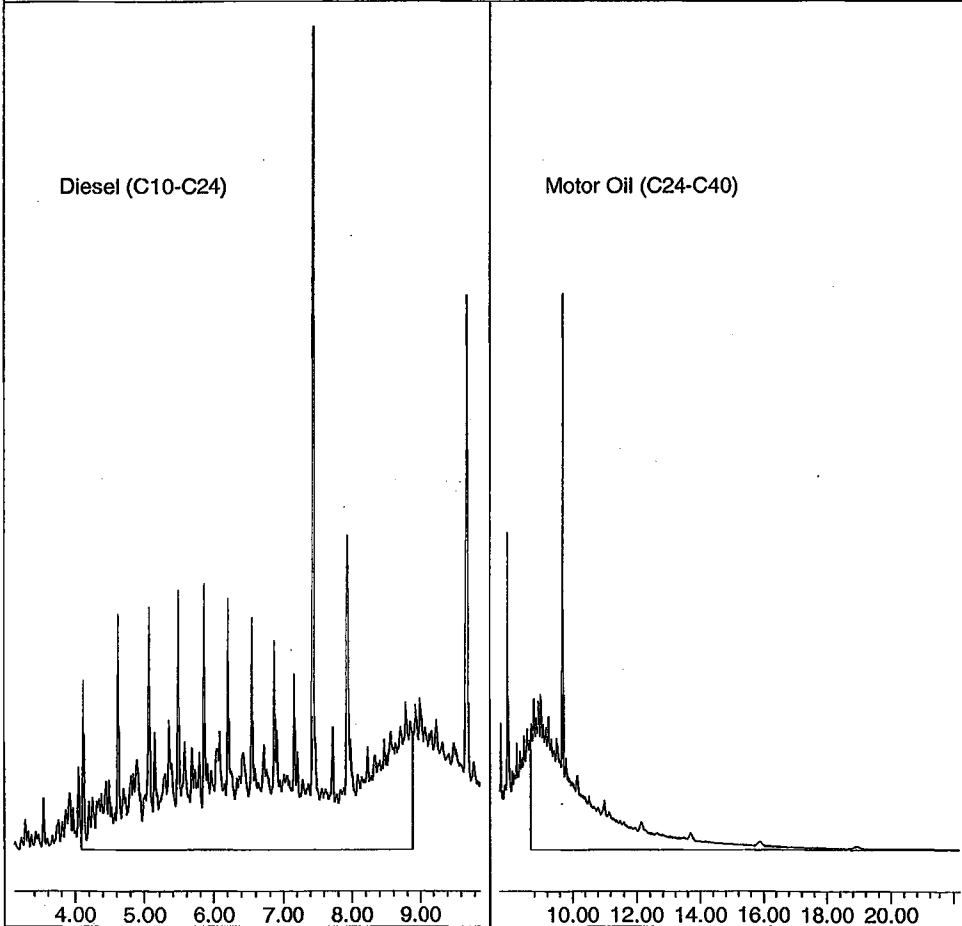
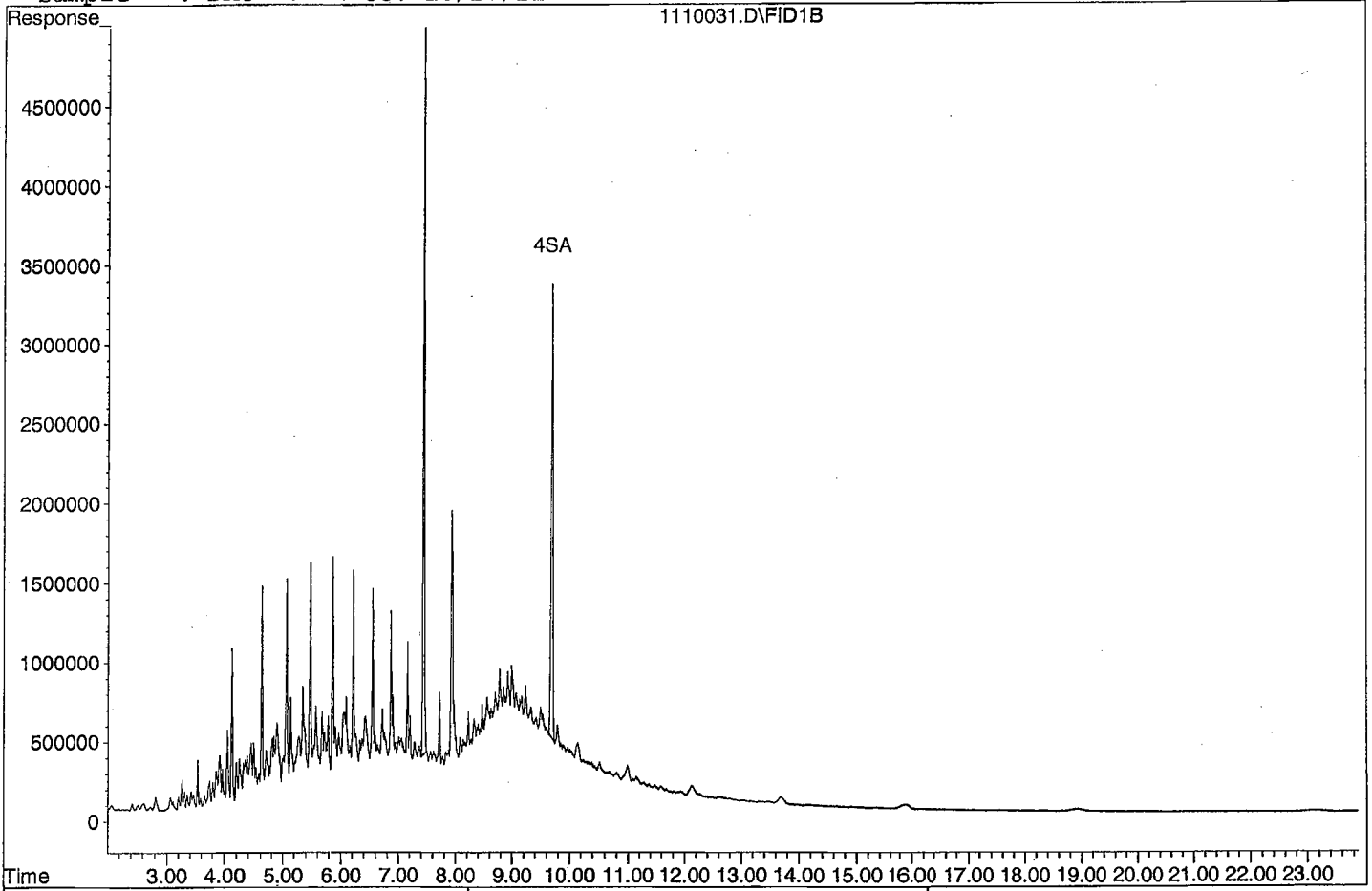
System Monitoring Compounds			
3) SA Ortho-Terphenyl(S)	7.44	77728152	12.427 ppb
Surrogate Spike 30.000		Recovery =	41.42%
4) SA Octacosane(S)	9.68	57804364	12.781 ppb
Surrogate Spike 30.000		Recovery =	42.60%
Target Compounds			
1) HATM Diesel (C10-C24)	6.49	1299185451	258.116 ppb
2) HBTM Motor Oil (C24-C40)	14.96	950974379	270.296 ppb

Target Compounds

Quantitation Report

Data File: G:\APOLLO\DATA\211110\1110031.D

Sample : DMO LVL 4 CCV 10/27/21



TPH Extractables
DEC0911

Form 7

Continuing Calibration

Lab Name: APPL, Inc.
Case No: _____
Matrix: Water

SDG No: _____
Date Analyzed: 11/11/2021
Instrument: Apollo
Initial Cal. Date: 9/11/2021
Data File: 1110032.D

		Compound	MEAN	CCRF	%D	%Drift
1	SC	Decanoic Acid(S)	1283070	1361830	6.1	SC
2						
3						
4						
5						
6						
7						
8						
9						
10						
11						
12						
13						
14						
15						
16						
17						
18						
19						
20						
21						
22						
23						
24						
25						
26						
27						
28						
29						
30						
31						
32						
33						
34						
35						
36						
37						
38						
39						
40						

Average

6.1

Quantitation Report (Not Reviewed)

Data File : G:\APOLLO\DATA\211110\1110032.D Vial: 32
 Acq On : 11-11-21 0:52:46 Operator: KA
 Sample : Decanoic Acid CCV 11/05/21 Inst : Apollo
 Misc : water Multiplr: 1.00
 IntFile : events.e
 Quant Time: Nov 11 8:40 2021 Quant Results File: DEC0911.RES

Method : G:\APOLLO\DATA\210911\DEC0911.M (Chemstation Integrator)
 Title : 8015 B&C
 Last Update : Fri Nov 05 10:50:06 2021
 Response via : Multiple Level Calibration


Volume Inj. : 2UL
 Signal Phase : DB-5
 Signal Info : FID02A

Compound	R.T.	Response	Conc Units
System Monitoring Compounds			
1) SC Decanoic Acid(S)	5.65	98051620	38.210 ppb
Surrogate Spike 24.000		Recovery =	159.21%

Target Compounds

Target Compounds

File : G:\APOLLO\DATA\211110\1110032.D
Operator : KA
Acquired : 11-11-21 0:52:46 using AcqMethod TPHSN.M
Instrument : Apollo
Sample Name: Decanoic Acid CCV 11/05/21
Misc Info : water
Vial Number: 32



ORGANICS
Raw Data

Data File : G:\APOLLO\DATA\211110\1110027.D Vial: 27
 Acq On : 11-10-21 22:32:41 Operator: KA
 Sample : BA45108W09 5/1040 SG Inst : Apollo
 Misc : water Multiplr: 4.81
 IntFile : events.e
 Quant Time: Nov 13 15:31 2021 Quant Results File: DOC1028.RES

Method : G:\APOLLO\DATA\211028\DOC1028.M (Chemstation Integrator)
 Title : 8015 B&C
 Last Update : Fri Nov 12 17:55:30 2021
 Response via : Multiple Level Calibration

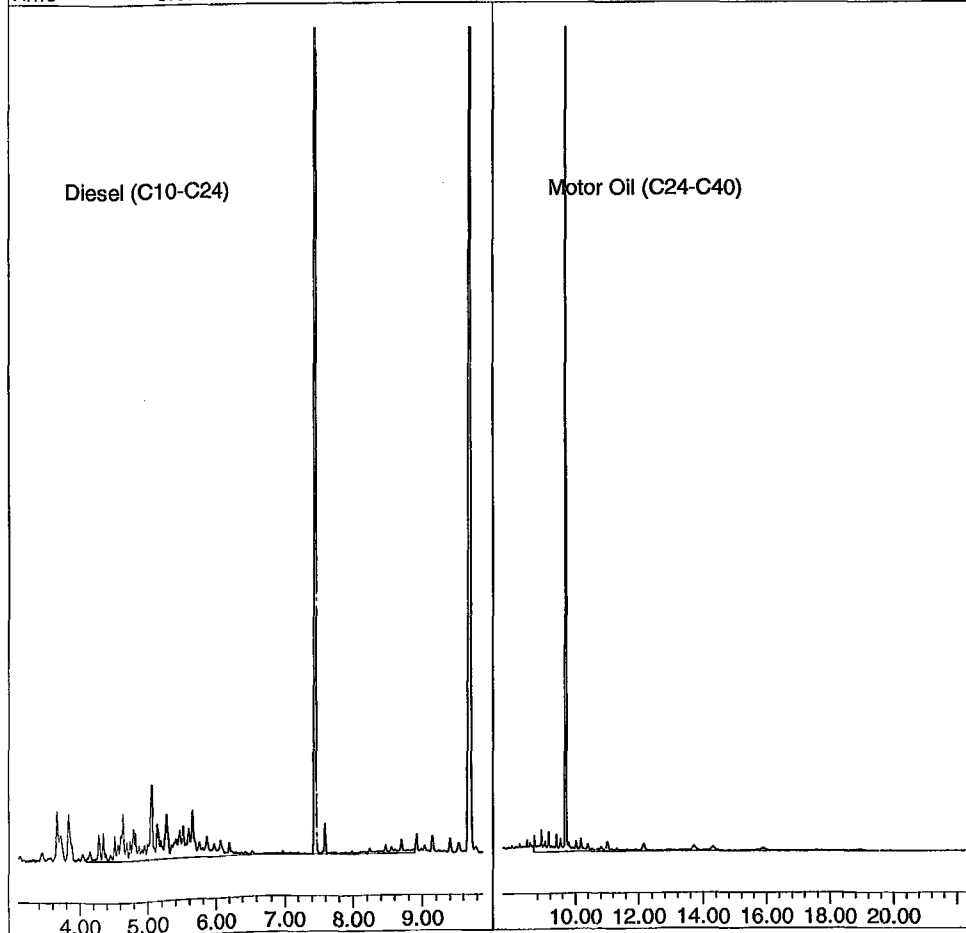
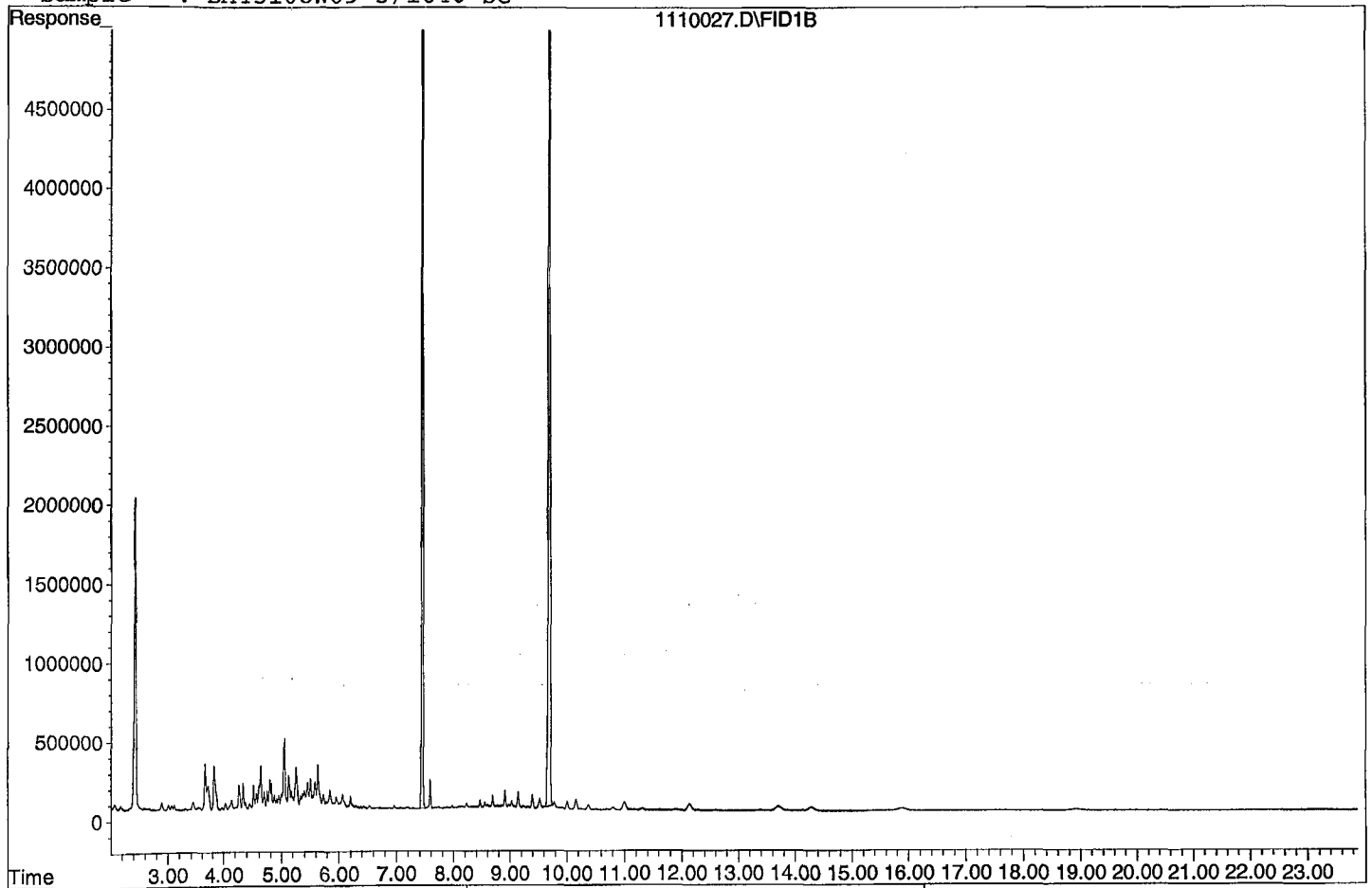
Volume Inj. : 2UL
 Signal Phase : DB-5
 Signal Info : FID02A

Compound	R.T.	Response	Conc Units
System Monitoring Compounds			
3) SA Ortho-Terphenyl(S)	7.44	153742882	118.169 ppb
Surrogate Spike 144.231		Recovery =	81.93%
4) SA Octacosane(S)	9.69	138548795	147.274 ppb
Surrogate Spike 144.231		Recovery =	102.11%
Target Compounds			
1) HATM Diesel (C10-C24)	6.49	125323810	119.705 ppb
2) HBTM Motor Oil (C24-C40)	14.96	83091137	69.340 ppb

Target Compounds

Quantitation Report

Data File: G:\APOLLO\DATA\211110\1110027.D
Sample : BA45108W09 5/1040 SG



Data File : G:\APOLLO\DATA\211110\1110028.D Vial: 28
 Acq On : 11-10-21 23:00:43 Operator: KA
 Sample : BA45110W10 5/1040 SG Inst : Apollo
 Misc : water Multiplr: 4.81
 IntFile : events.e
 Quant Time: Nov 13 15:31 2021 Quant Results File: DOC1028.RES

Method : G:\APOLLO\DATA\211028\DOC1028.M (Chemstation Integrator)
 Title : 8015 B&C
 Last Update : Fri Nov 12 17:55:30 2021
 Response via : Multiple Level Calibration

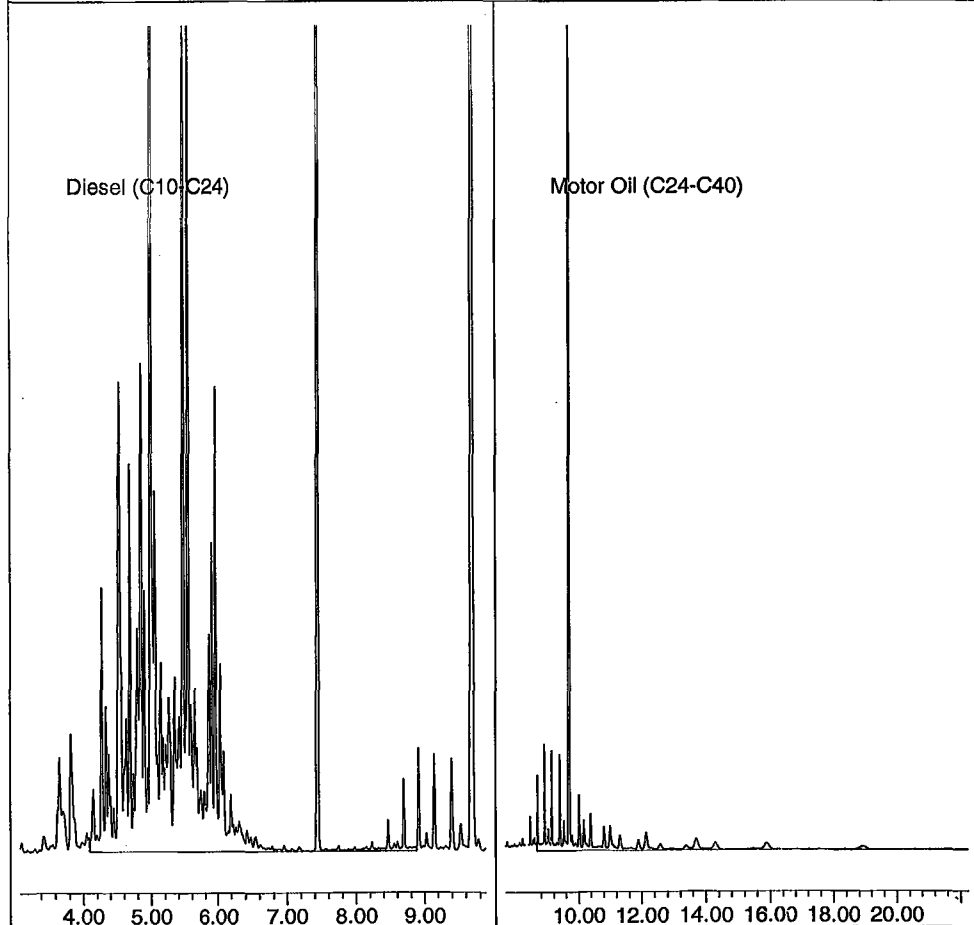
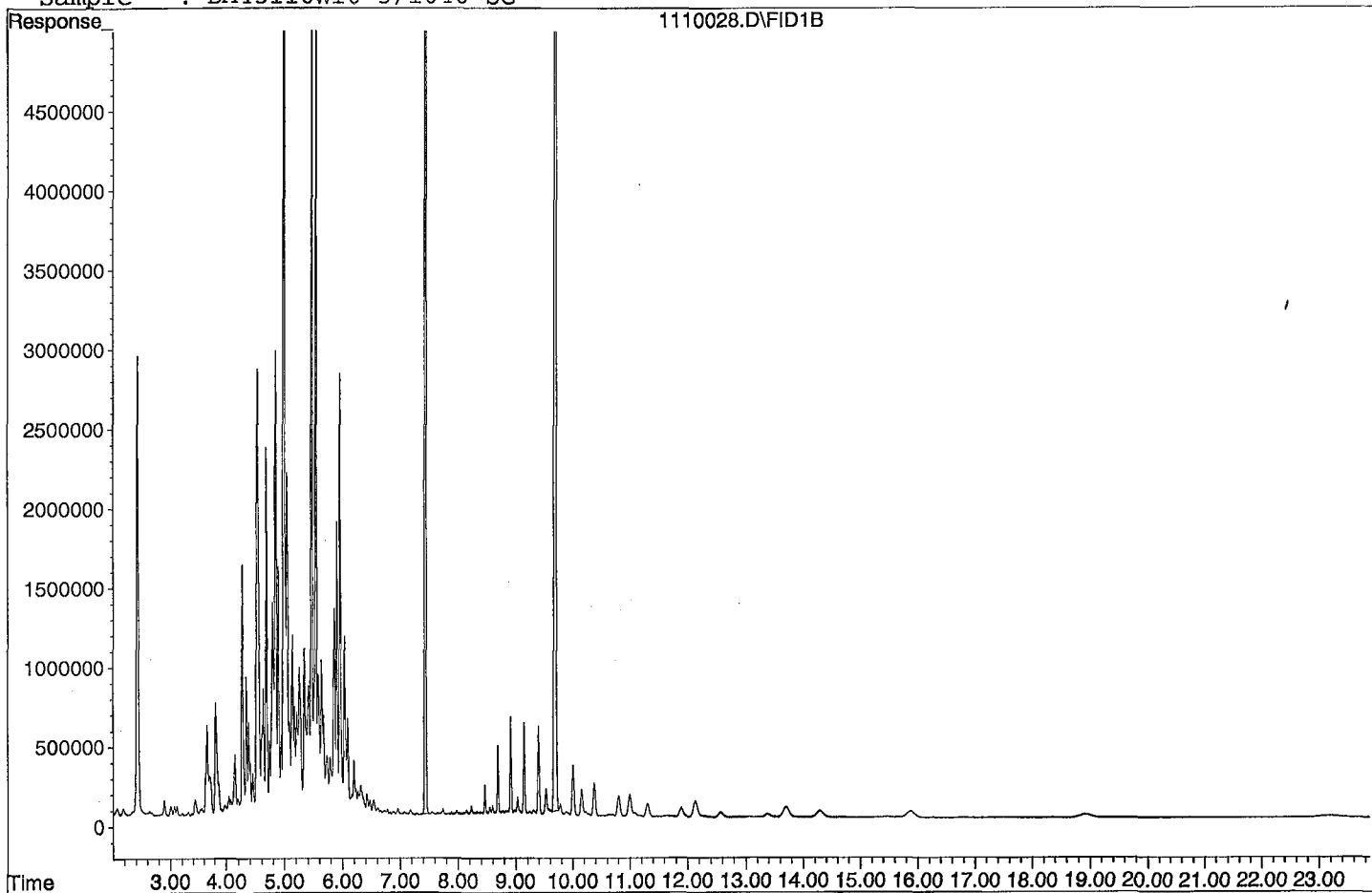
Volume Inj. : 2UL
 Signal Phase : DB-5
 Signal Info : FID02A

Compound	R.T.	Response	Conc Units
System Monitoring Compounds			
3) SA Ortho-Terphenyl(S)	7.44	211977842	162.929 ppb
Surrogate Spike 144.231		Recovery =	112.96%
4) SA Octacosane(S)	9.69	200273967	212.887 ppb
Surrogate Spike 144.231		Recovery =	147.60%
Target Compounds			
1) HATM Diesel (C10-C24)	6.49	1189382752	1136.062 ppb
2) HBTM Motor Oil (C24-C40)	14.96	171365928	194.463 ppb

Target Compounds

Quantitation Report

Data File: G:\APOLLO\DATA\211110\1110028.D
Sample : BA45110W10 5/1040 SG



Data File : G:\APOLLO\DATA\211110\1110029.D Vial: 29
 Acq On : 11-10-21 23:28:44 Operator: KA
 Sample : BA45112W09 5/1000 SG Inst : Apollo
 Misc : water Multiplr: 5.00
 IntFile : events.e
 Quant Time: Nov 13 15:32 2021 Quant Results File: DOC1028.RES

Method : G:\APOLLO\DATA\211028\DOC1028.M (Chemstation Integrator)
 Title : 8015 B&C
 Last Update : Fri Nov 12 17:55:30 2021
 Response via : Multiple Level Calibration

Volume Inj. : 2UL
 Signal Phase : DB-5
 Signal Info : FID02A

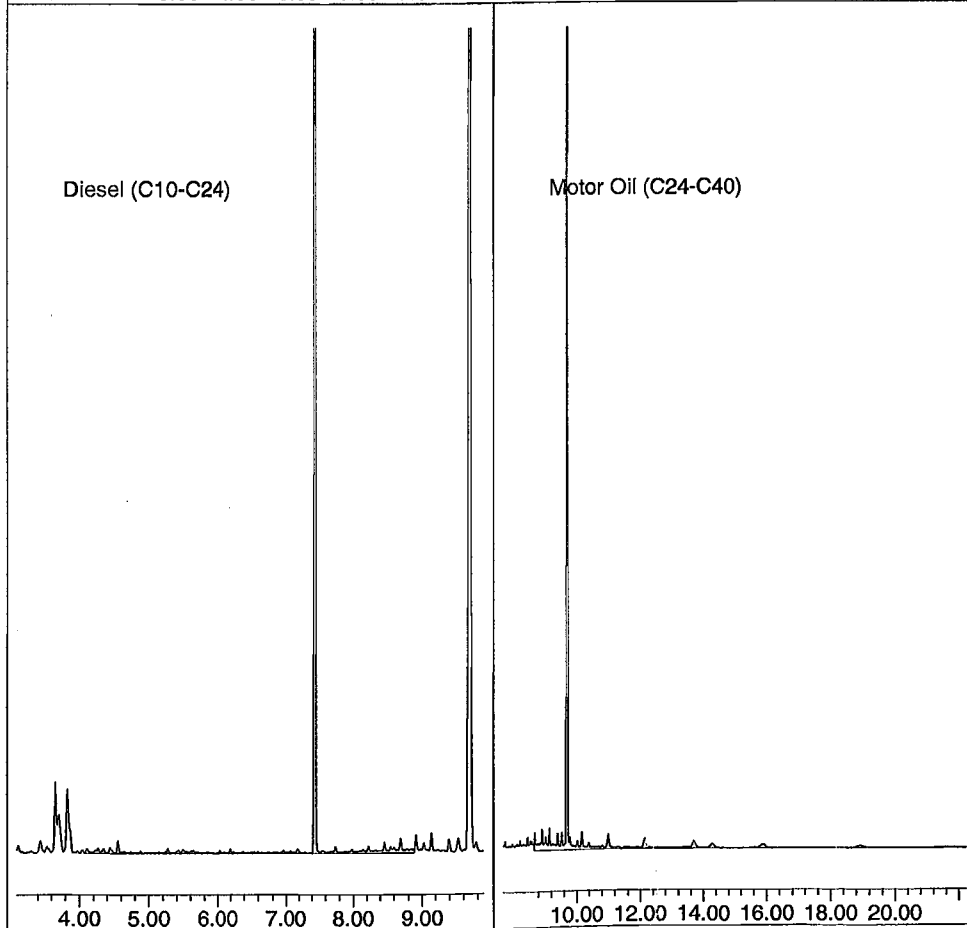
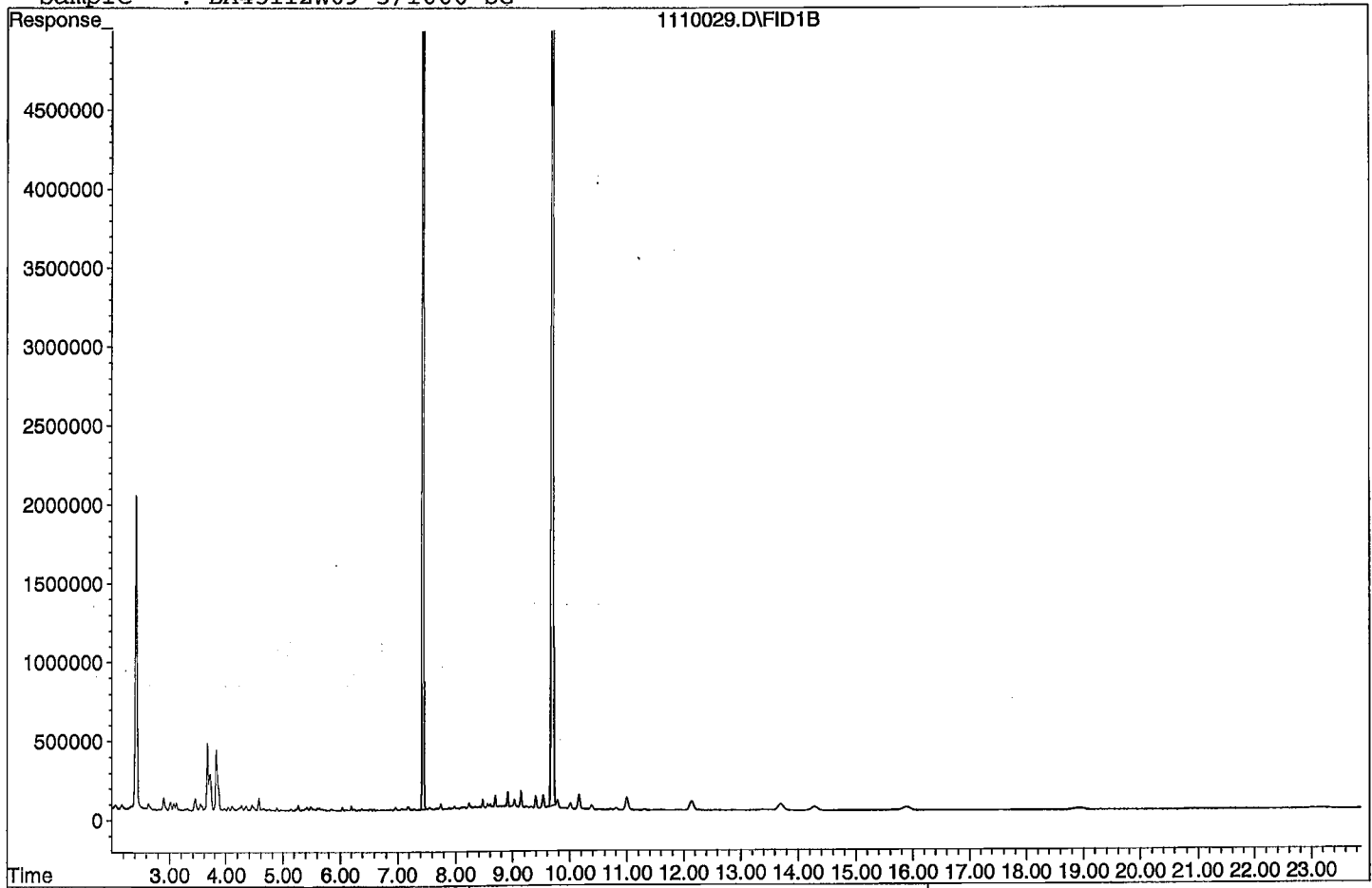
Compound	R.T.	Response	Conc Units

System Monitoring Compounds			
3) SA Ortho-Terphenyl(S)	7.44	188807148	150.925 ppb
Surrogate Spike 150.000		Recovery =	100.62%
4) SA Octacosane(S)	9.69	173214459	191.488 ppb
Surrogate Spike 150.000		Recovery =	127.66%
Target Compounds			
1) HATM Diesel (C10-C24)	6.49	32656676	32.440 ppb
2) HBTM Motor Oil (C24-C40)	14.96	86436135	77.045 ppb
Target Compounds			

Quantitation Report

Data File: G:\APOLLO\DATA\211110\1110029.D

Sample : BA45112W09 5/1000 SG



Quantitation Report (QT Reviewed)

Data File : G:\APOLLO\DATA\211110\1110030.D Vial: 30
 Acq On : 11-10-21 23:56:46 Operator: KA
 Sample : BA45114W10 5/1050 SG Inst : Apollo
 Misc : water Multiplr: 4.76
 IntFile : events.e
 Quant Time: Nov 13 15:32 2021 Quant Results File: DOC1028.RES

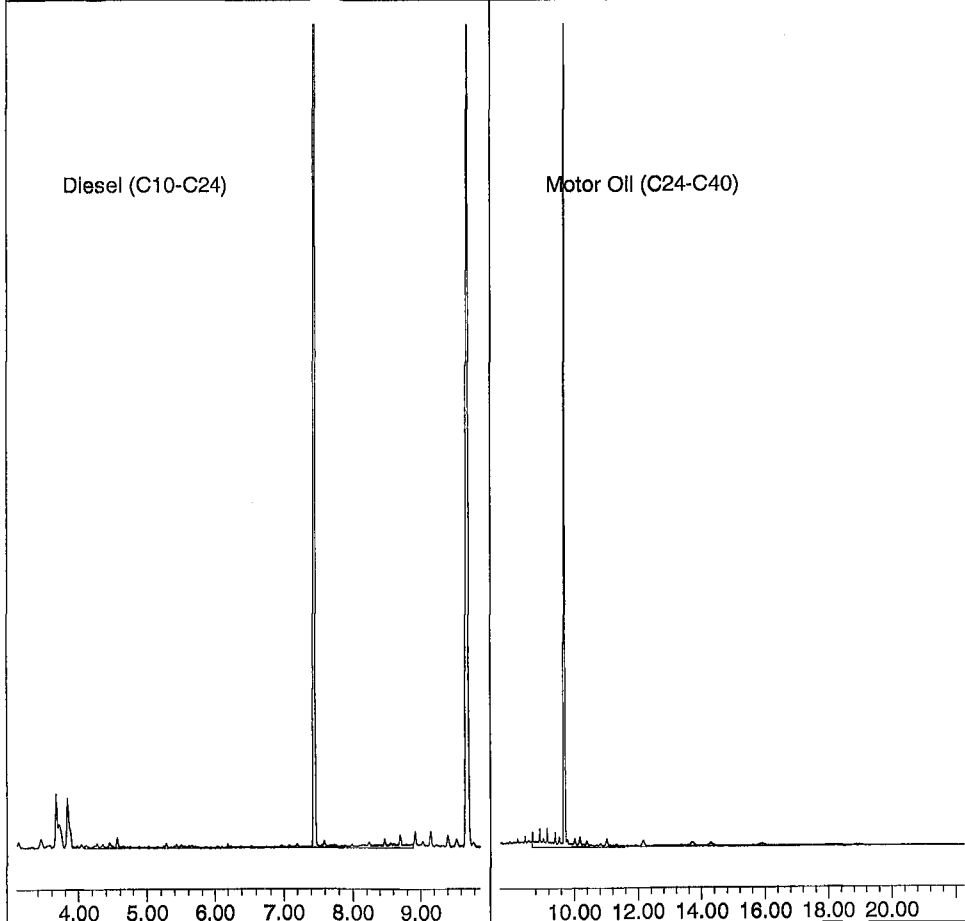
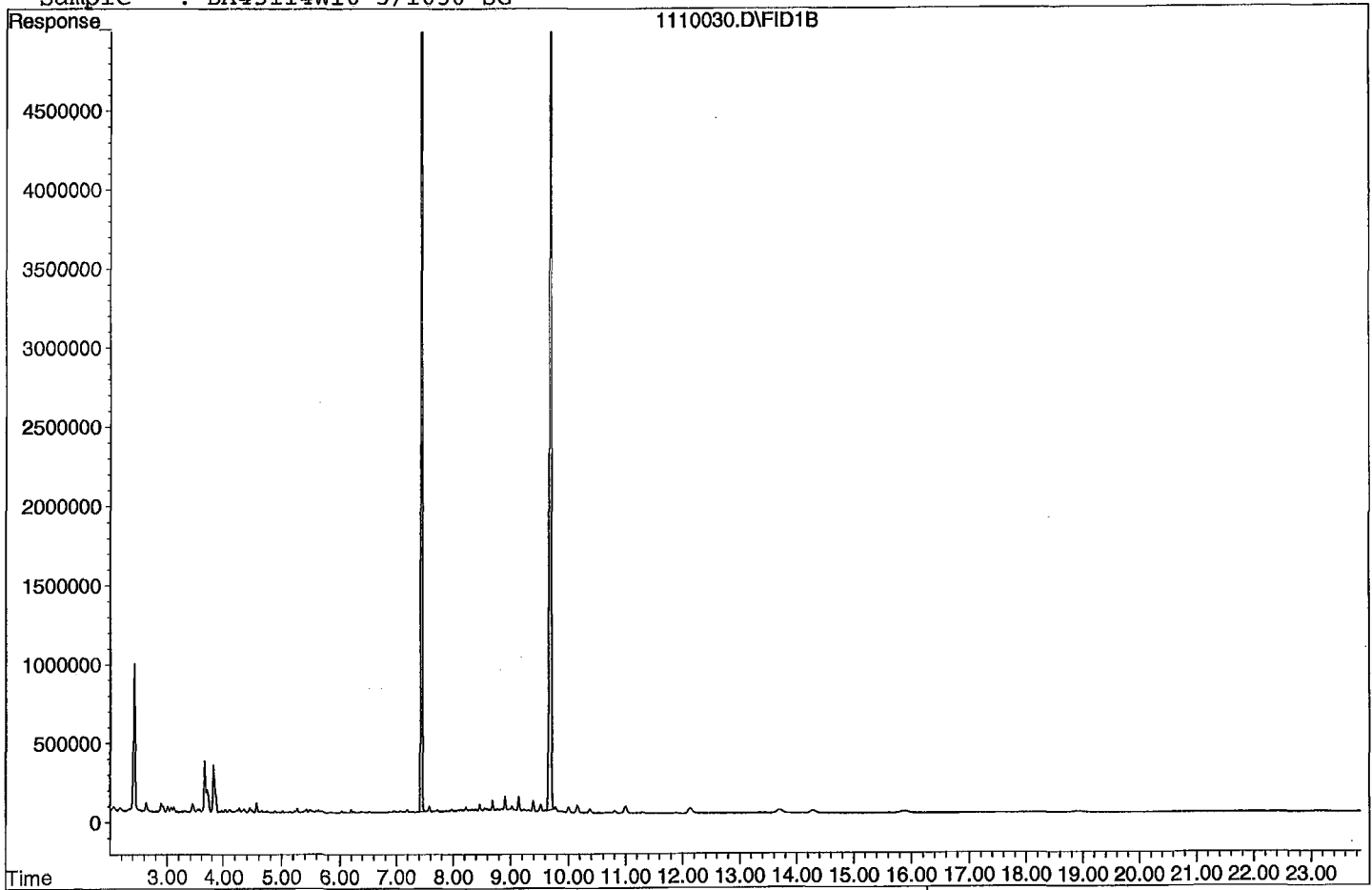
Method : G:\APOLLO\DATA\211028\DOC1028.M (Chemstation Integrator)
 Title : 8015 B&C
 Last Update : Fri Nov 12 17:55:30 2021
 Response via : Multiple Level Calibration

Volume Inj. : 2UL
 Signal Phase : DB-5
 Signal Info : FID02A

Compound	R.T.	Response	Conc Units
System Monitoring Compounds			
3) SA Ortho-Terphenyl(S)	7.44	130955742	99.696 ppb
Surrogate Spike 142.857		Recovery =	69.79%
4) SA Octacosane(S)	9.68	117123989	123.314 ppb
Surrogate Spike 142.857		Recovery =	86.32%
Target Compounds			
1) HATM Diesel (C10-C24)	6.49	29614633	28.018 ppb
2) HBTM Motor Oil (C24-C40)	14.96	70254198	50.658 ppb
Target Compounds			

Quantitation Report

Data File: G:\APOLLO\DATA\211110\1110030.D
Sample : BA45114W10 5/1050 SG



Quantitation Report (QT Reviewed)

Data File : G:\APOLLO\DATA\211110\1110021.D Vial: 21
 Acq On : 11-10-21 19:44:31 Operator: KA
 Sample : 211108A BLK 5/1000 SG Inst : Apollo
 Misc : water Multiplr: 5.00
 IntFile : events.e
 Quant Time: Nov 13 15:28 2021 Quant Results File: DOC1028.RES

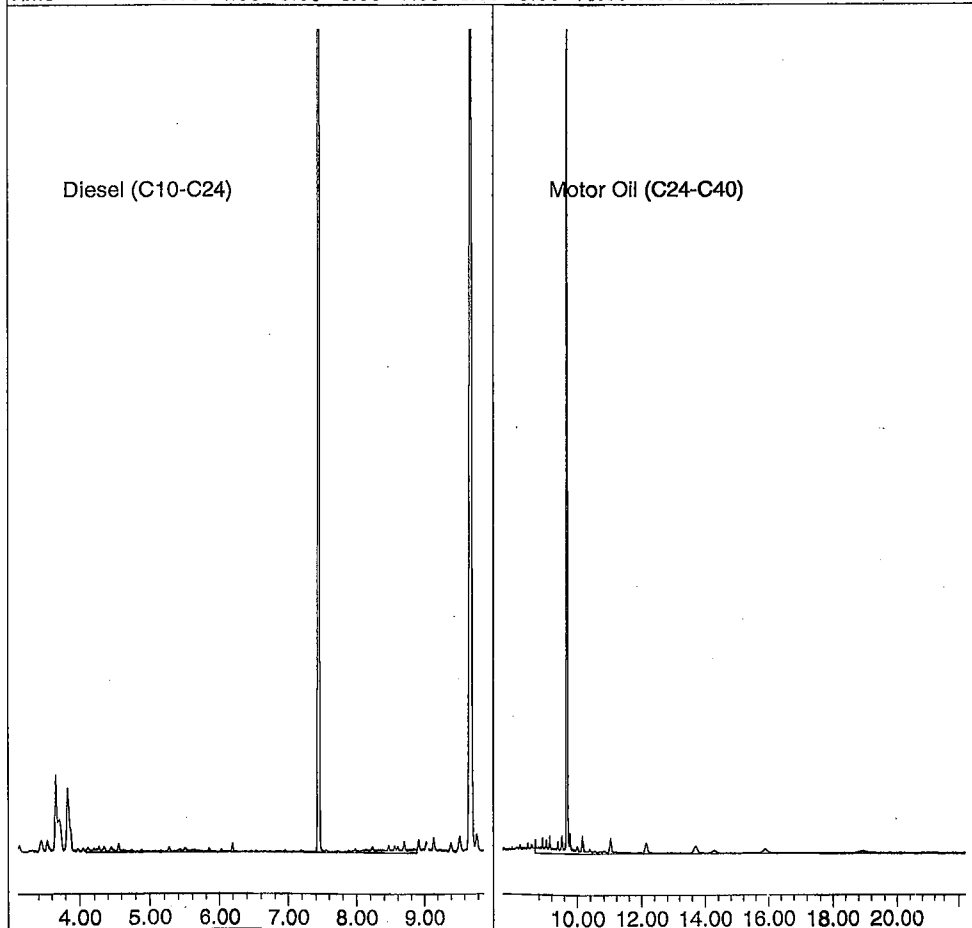
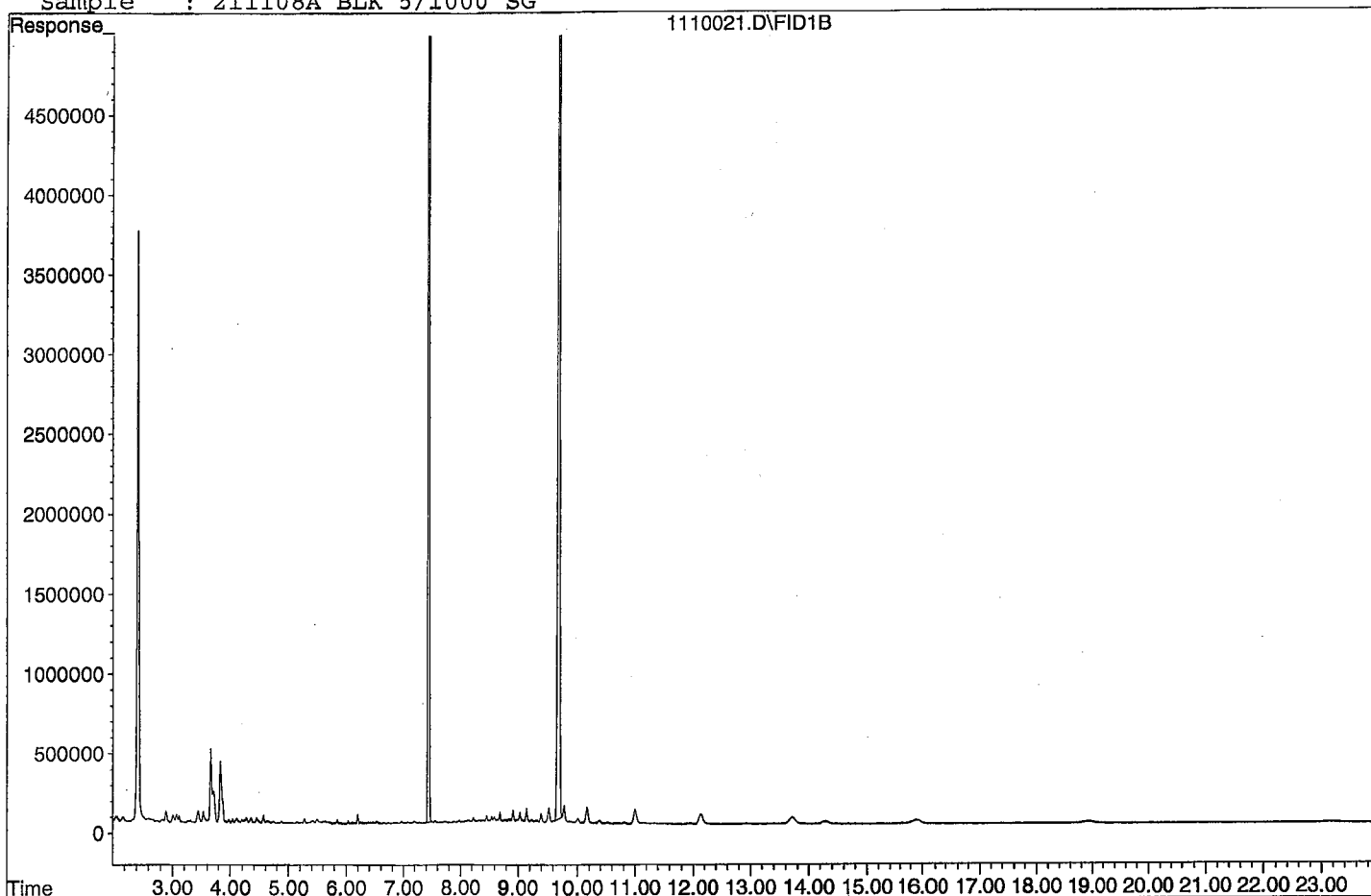
Method : G:\APOLLO\DATA\211028\DOC1028.M (Chemstation Integrator)
 Title : 8015 B&C
 Last Update : Fri Nov 12 17:55:30 2021
 Response via : Multiple Level Calibration

Volume Inj. : 2UL
 Signal Phase : DB-5
 Signal Info : FID02A

Compound	R.T.	Response	Conc Units
System Monitoring Compounds			
3) SA Ortho-Terphenyl (S)	7.44	174662873	139.618 ppb
Surrogate Spike 150.000		Recovery =	93.08%
4) SA Octacosane (S)	9.69	155867982	172.311 ppb
Surrogate Spike 150.000		Recovery =	114.87%
Target Compounds			
1) HATM Diesel (C10-C24)	6.49	31566545	31.357 ppb
2) HBTM Motor Oil (C24-C40)	14.96	84816381	74.657 ppb
Target Compounds			

Quantitation Report

Data File: G:\APOLLO\DATA\211110\1110021.D
Sample : 211108A BLK 5/1000 SG



Quantitation Report (QT Reviewed)

Data File : G:\APOLLO\DATA\211110\1110022.D Vial: 22
 Acq On : 11-10-21 20:12:35 Operator: KA
 Sample : 211108A LCS-1 5/1000 SG Inst : Apollo
 Misc : water Multiplr: 5.00
 IntFile : events.e
 Quant Time: Nov 13 15:29 2021 Quant Results File: DOC1028.RES

Method : G:\APOLLO\DATA\211028\DOC1028.M (Chemstation Integrator)
 Title : 8015 B&C
 Last Update : Fri Nov 12 17:55:30 2021
 Response via : Multiple Level Calibration

Volume Inj. : 2UL
 Signal Phase : DB-5
 Signal Info : FID02A

Compound	R.T.	Response	Conc Units
System Monitoring Compounds			
3) SA Ortho-Terphenyl(S)	7.44	123664490	98.852 ppb
Surrogate Spike 150.000		Recovery =	65.90%
4) SA Octacosane(S)	9.69	98274593	108.642 ppb
Surrogate Spike 150.000		Recovery =	72.43%
Target Compounds			
1) HATM Diesel (C10-C24)	6.49	1145558960	1137.971 ppb
2) HBTM Motor Oil (C24-C40)	14.96	1022781147	1457.330 ppb

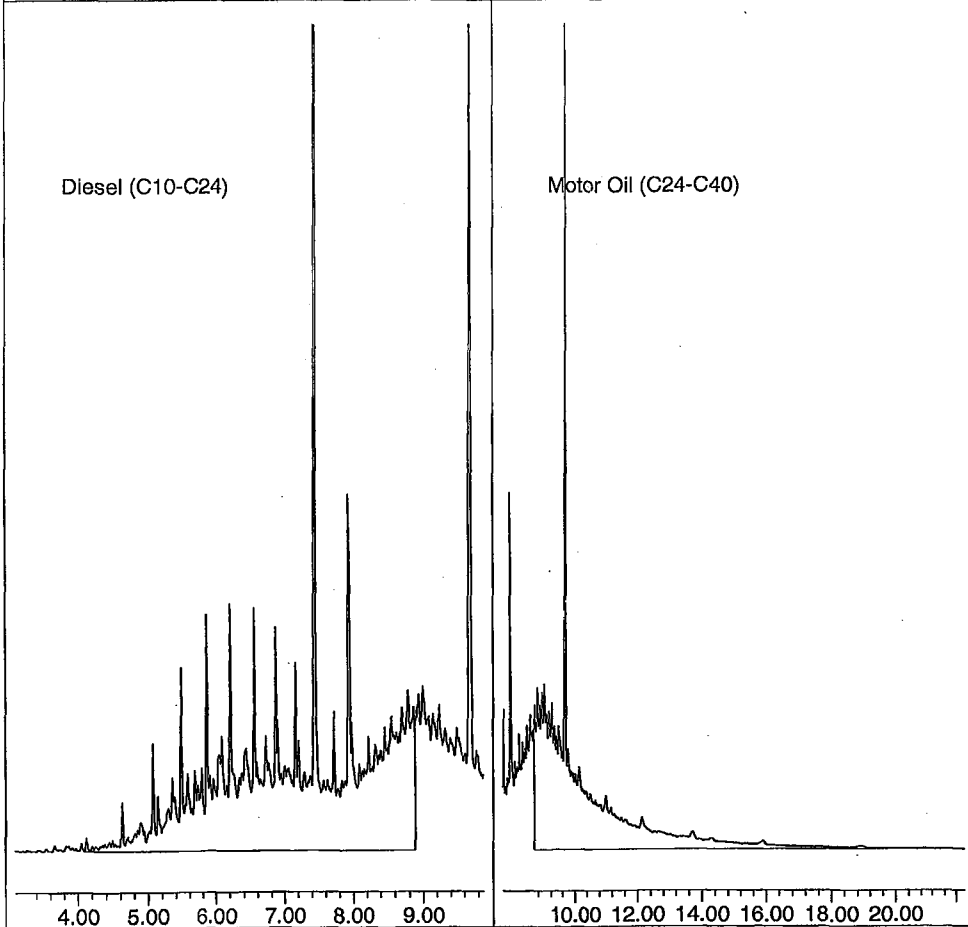
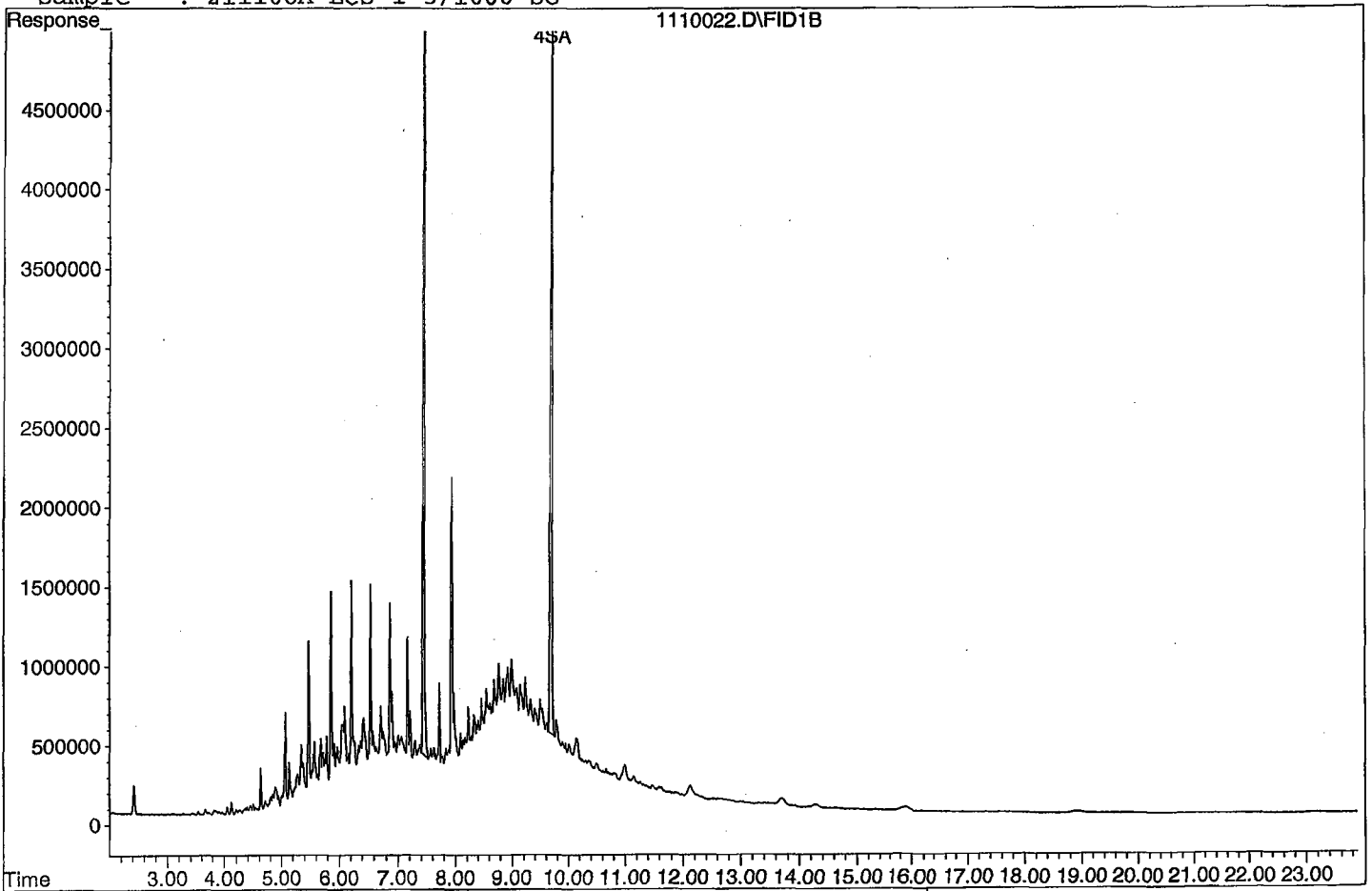
Target Compounds

Diesel:

$$\frac{(1145558960)(5)}{(2516669)(2)} = \frac{5727794800}{5033338} = \boxed{1137.971}$$

Quantitation Report

Data File: G:\APOLLO\DATA\211110\1110022.D
Sample : 211108A LCS-1 5/1000 SG



Data File : G:\APOLLO\DATA\211110\1110023.D Vial: 23
 Acq On : 11-10-21 20:40:38 Operator: KA
 Sample : 211108A LCSD-1 5/1000 SG Inst : Apollo
 Misc : water Multiplr: 5.00
 IntFile : events.e
 Quant Time: Nov 13 15:29 2021 Quant Results File: DOC1028.RES

Method : G:\APOLLO\DATA\211028\DOC1028.M (Chemstation Integrator)
 Title : 8015 B&C
 Last Update : Fri Nov 12 17:55:30 2021
 Response via : Multiple Level Calibration

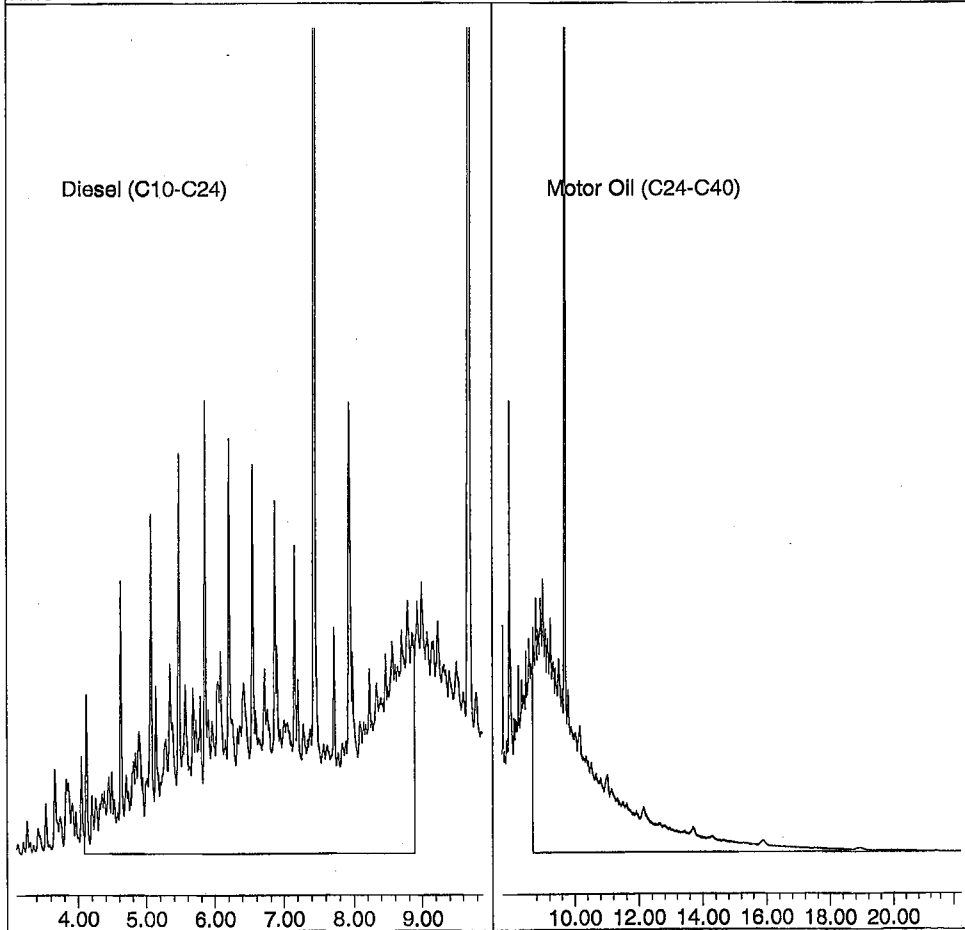
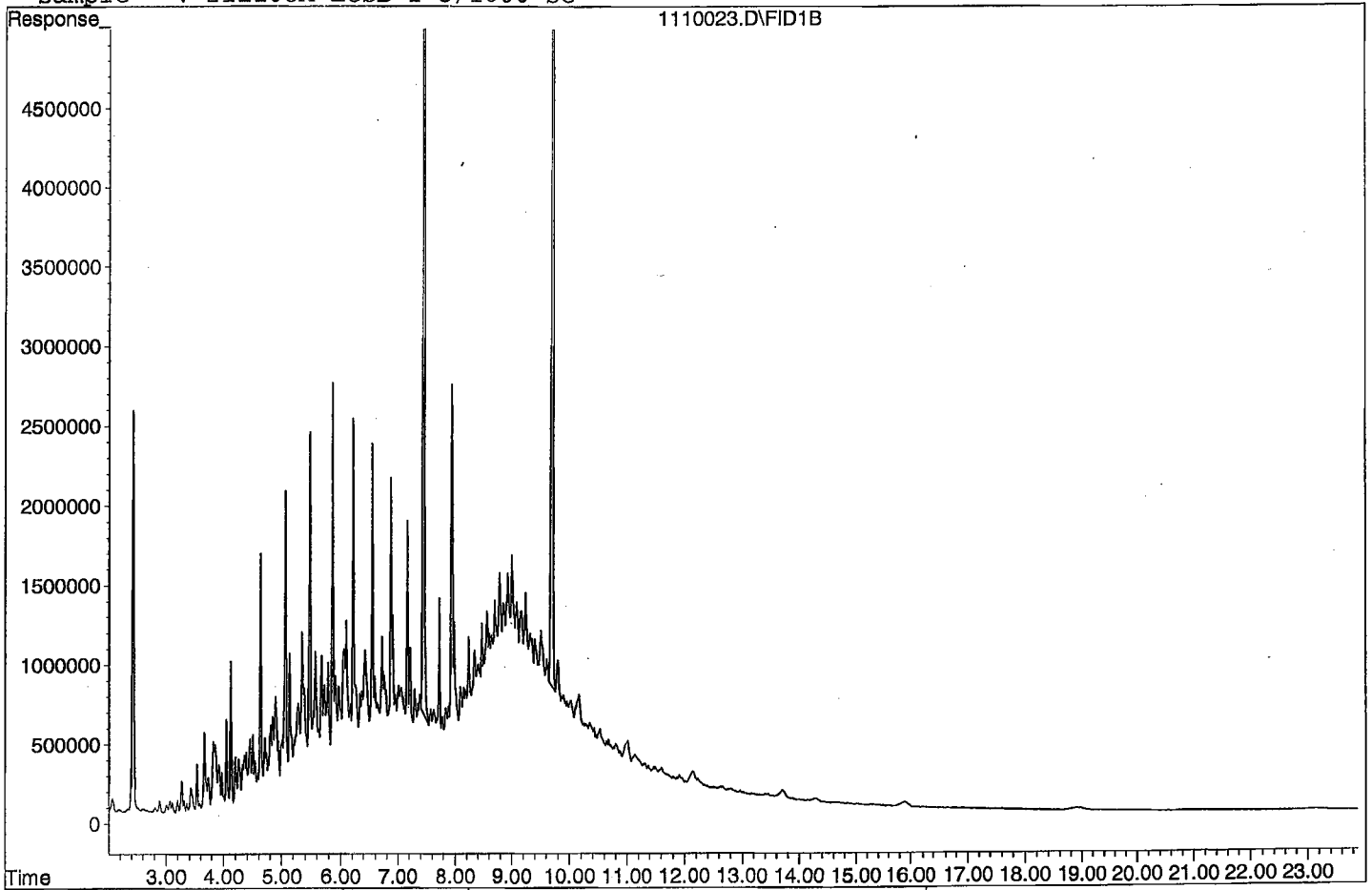
Volume Inj. : 2UL
 Signal Phase : DB-5
 Signal Info : FID02A

Compound	R.T.	Response	Conc Units
System Monitoring Compounds			
3) SA Ortho-Terphenyl(S)	7.44	194242663	155.270 ppb
Surrogate Spike 150.000		Recovery =	103.51%
4) SA Octacosane(S)	9.69	158795775	175.548 ppb
Surrogate Spike 150.000		Recovery =	117.03%
Target Compounds			
1) HATM Diesel (C10-C24)	6.49	2114966450	2100.958 ppb
2) HBTM Motor Oil (C24-C40)	14.96	1627990801	2349.482 ppb

Target Compounds

Quantitation Report

Data File: G:\APOLLO\DATA\211110\1110023.D
Sample : 211108A LCSD-1 5/1000 SG



Diesel / Motor Oil Calibration Curve

Prepared: 10/28/2021

Expires: 5/31/2026

Prepared By (Initials): KA

Methylene

e

Chloride

Lot No. 61117

Initial Standard Information							Final Standard			
Name of Initial Standard (QAU Label)	Supplier	Conc. (ug/mL)	APPL Mix Name	Reference to APPL Prep Date and Lot #'s	Exp. Date	Exp. Date (Manufacturer)	Aliquot From Stock	Final Volume	Solvent	Final Standard Conc. (ug/mL)
Diesel / Motor Oil - 2	APPL	10	Diesel / Motor Oil - 1	Perp'd: 10/6/21 A0164485-52822, A0168842-52820, A0166510-52817 CL16893-52835	See man. Exp date	10/31/2027 12/31/2027 5/31/2026	100uL	200uL	MC	5
Diesel / Motor Oil - 3		50	Diesel / Motor Oil - 2				200uL	1mL	MC	10
Diesel / Motor Oil Calibration STD	Restek	2,000	Diesel / Motor Oil - 3				25uL	1mL	MC	50
			Diesel / Motor Oil - 4				125uL	1mL	MC	250
			Diesel / Motor Oil - 5				500uL	1mL	MC	1000
			Diesel / Motor Oil - 6				750uL	1mL	MC	1500
			Diesel / Motor Oil - 7				100uL	100uL	N/A	2,000

Diesel / Motor Oil Second Source

Prepared: 10/28/2021

Expires: 10/28/2024

Prepared By (Initials): KA

Methylen

e

Chloride

Lot No. 61117

Initial Standard Information							Final Standard			
Name of Initial Standard (QAU Label)	Supplier	Supplier Part No.	Conc. (ug/mL)	Lot Number - QA Number	Exp. Date (1 yr.)	Exp. Date (Manufacturer)	Aliquot From Stock	Final Volume	Solvent	Final Standard Conc. (ug/mL)
Diesel Fuel #2 Second Source	Phenova	AL0-101287	50,000	CL16477-52980	See man. Exp date	2/28/2027	50uL	10mL	MC	250
Motor Oil Second Source	Absolute	51094	50,000	102819-52981		10/28/2024	50uL			

Diesel / Motor Oil CCV

Prepared: 10/27/2021

Expires: 5/31/2026

Prepared By (Initials): KA

Methylen

e

Chloride

Lot No. 61117

Initial Standard Information							Final Standard			
Name of Initial Standard (QAU Label)	Supplier	APPL Mix Name	Conc. (ug/mL)	Reference to APPL Prep Date and Lot #'s	Exp. Date	Exp. Date (Manufacturer)	Aliquot From Stock	Final Volume	Solvent	Final Standard Conc. (ug/mL)
Diesel / Motor Oil STD	Restek	Diesel / Motor Oil CCV	2,000	Perp'd: 10/06/21 A0164485-52822, A0168842-52820, A0166510-52817, CL16893-52835	See man. Exp date	10/31/2027 12/31/2027 5/31/2026	1250uL	10mL	MC	250

Diesel Motor Oil Mix

Prepared: 10/30/2021

Prepared By (Initials): KA

Expires: 10/31/2027

Initial Standard Information							Final Standard			
Name of Initial Standard (QAU Label)	Supplier	Supplier Part No.	Conc. (ug/mL)	Lot Number - QA Number	Exp. Date (1 yr.)	Exp. Date (Manufacturer)	Aliquot From Stock	Final Volume	Solvent	Final Standard Conc. (ug/mL)
Diesel Fuel #2	Restek	31258	50,000	A0164485-52825 and A0164586-53175, 53174, and 53176	See man. Date	10/31/2027	4.00 mL	8.0 mL	NA	25,000
Motor Oil Composite	Restek	31464	50,000	A0166510-52817, and A0168842-53169, 53170, and 53171	See man. Date	12/31/2027 3/31/28	4.00 mL			25,000

THC Surrogate

Prepared: 10/29/2021

LS

Expires: 5/31/2026

Initial Standard Information							Final Standard			
Name of Initial Standard (QAU Label)	Supplier	Supplier Part No.	Conc. (ug/mL)	Lot Number - QA Number	Exp. Date (1 yr.)	Exp. Date (Manufacturer)	Aliquot From Stock	Final Volume	Solvent	Final Standard Conc. (ug/mL)
O-terphenyl / Octacosane Mix	Phenova	ALO-130161	600	CL16893-52841	See ma. Date	5/31/2026	N/A	N/A	N/A	600

Decanoic Acid Calibration Curve

Prepared: 9/11/2021

Prepared By (Initials): KA

Expires: 7/12/2022

Methylene

Chloride

Lot No. 61117

Initial Standard Information							Final Standard			
Name of Initial Standard (QAU Label)	Supplier	APPL Mix Name	Conc. (ug/mL)	Reference To APPL Prep Date	Exp. Date	Exp. Date (Manufacturer)	Aliquot From Stock	Final Volume	Solvent	Final Standard Conc. (ug/mL)
Decanoic Acid STD	O2Si	Decanoic Acid-1	60	Prepared 9/11/21	7/12/2022	N/A	50uL	1mL	MC	3
		Decanoic Acid-2					100uL	1mL	MC	6
		Decanoic Acid-3					400uL	1mL	MC	24
		Decanoic Acid-4					600uL	1mL	MC	36
		Decanoic Acid-5					800uL	1mL	MC	48
		Decanoic Acid-6					100uL	100uL	N/A	60

Decanoic Acid Spike

Prepared: 11/1/2021

Prepared By (Initials): KA

Expires: 7/8/2024

Initial Standard Information							Final Standard			
Name of Initial Standard (QAU Label)	Supplier	Supplier Part No.	Conc. (ug/mL)	Lot Number - QA Number	Exp. Date (1 yr.)	Exp. Date (Manufacturer)	Aliquot From Stock	Final Volume	Solvent	Final Standard Conc. (ug/mL)
Decanoic Acid Spike	Absolute	72766	1,000	070821-52988	See man. Exp date	7/8/2024	N/A	N/A	N/A	1,000

Organic Extraction Worksheet

Method	Continuous Liq/Liq TPH- 3520C w/SGC	Extraction Set	211108A	Extraction Method	LIQ005SGC	Units	mL
Spiked ID 1	Diesel Motor Oil Mix 10/30/21-10/31/27	Surrogate ID 1	THC Surrogate 10/29/21-10/29/22				
Spiked ID 2	Decanoic 1000ug/mL Acid Solution 11/01/21-11/01/22	Surrogate ID 2					
Spiked ID 3		Surrogate ID 3					
Spiked ID 4		Surrogate ID 4					
Spiked ID 5		Surrogate ID 5					
Spiked ID 6		Sufficient Vol for Matrix QC: NO					
Spiked ID 7		Ext. Start Time: 11/08/21 10:07					
Spiked ID 8		Ext. End Time: 11/09/21 15:50					
GC Requires Extract By:							
pH1	2	Water Bath Temp 1 °C		39/ 38.1 °C			
pH2		Water Bath Temp 2 °C		37/ 38.1			
pH3		Water Bath Temp 3 °C		37/ 36.5 °C			

Spiked By: SR

Date 11/8/2021 9:01:00 AM

Witnessed By: AGM

Date 11/8/2021 9:01:00 AM

Sample	Sample Container	Spike Amount	Spike ID	Surrogate Amount	Surrogate ID	Extract Amount	Final Volume	pH	Extract Date/Time	Comments
1 211108A Blk		0.050	2	0.250	1	1000	5	2	11/08/21 9:01	*
						equip				
2 211108A LCS-1		0.080,0.050	1,2	0.250	1	1000	5	2	11/08/21 9:01	*
						equip				
3 211108A LCSD-1		0.080,0.050	1,2	0.250	1	1000	5	2	11/08/21 9:01	*
						equip				
4 BA45100	BA45100W10	0.050	2	0.250	1	1040	5	2	11/08/21 9:01	98098 *
						equip				
5 BA45101	BA45101W07	0.050	2	0.250	1	1040	5	2	11/08/21 9:01	98098 *
						equip				
6 BA45105	BA45105W09	0.050	2	0.250	1	1050	5	2	11/08/21 9:01	98097 *
						equip				
7 BA45108	BA45108W09	0.050	2	0.250	1	1040	5	2	11/08/21 9:01	98096 *
						equip				
8 BA45110	BA45110W10	0.050	2	0.250	1	1040	5	2	11/08/21 9:01	98096 *
						equip				
9 BA45112	BA45112W09	0.050	2	0.250	1	1000	5	2	11/08/21 9:01	98096 *
						equip				
10 BA45114	BA45114W10	0.050	2	0.250	1	1050	5	2	11/08/21 9:01	98096 *
						equip				

Solvent and Lot#	
1+1 HCL (5mLs)	60358
PH Strips	HC155968
Dichloromethane (DCM)	61117
Filter Paper	1441-150
Sodium Sulfate	2021071206
SILICA GEL (*)	050627T

Extraction COC Transfer	
Extraction lab employee Initials	
GC analyst's initials	KA
Date	11/10/21
Time	8:35
Refrigerator	Hobart

Technician's Initials	
Scanned By	SR
Sample Preparation	SR
Extraction	SR
Concentration	DS
Modified	11/10/2021 5:33:02 PM

Reviewed By:

Date

Injection Log

Directory: G:\APOLLO\DATA\210911\

Line	Vial	FileName	Multiplier	SampleName	Misc Info	Injected
1	2	911002.D	1	Decanoic Acid STD 1	water	9-11-21 10:22:53
2	3	911003.D	1	Decanoic Acid STD 2	water	9-11-21 10:51:11
3	4	911004.D	1	Decanoic Acid STD 3	water	9-11-21 11:19:39
4	5	911005.D	1	Decanoic Acid STD 4	water	9-11-21 11:48:04
5	6	911006.D	1	Decanoic Acid STD 5	water	9-11-21 12:16:37
6	7	911007.D	1	Decanoic Acid STD 6	water	9-11-21 12:45:02
7	3	1028003.D	1	DMO STD 1 10/28/21	water	10-28-21 9:19:03
8	4	1028004.D	1	DMO STD 2 10/28/21	water	10-28-21 9:47:06
9	5	1028005.D	1	DMO STD 3 10/28/21	water	10-28-21 10:15:13
10	6	1028006.D	1	DMO STD 4 10/28/21	water	10-28-21 10:43:31
11	7	1028007.D	1	DMO STD 5 10/28/21	water	10-28-21 11:11:42
12	8	1028008.D	1	DMO STD 6 10/28/21	water	10-28-21 11:39:55
13	9	1028009.D	1	DMO STD 7 10/28/21	water	10-28-21 12:08:10
14	10	1028010.D	1	DMO Second Source 10/28/21	water	10-28-21 12:36:26
15	18	1110018.D	1	DMO LVL 4 CCV 10/27/21	water	11-10-21 18:20:23
16	19	1110019.D	1	Decanoic Acid CCV 11/05/21	water	11-10-21 18:48:25
17	21	1110021.D	5	211108A BLK 5/1000 SG	water	11-10-21 19:44:31
18	22	1110022.D	5	211108A LCS-1 5/1000 SG	water	11-10-21 20:12:35
19	23	1110023.D	5	211108A LCSD-1 5/1000 SG	water	11-10-21 20:40:38
20	27	1110027.D	4.80769	BA45108W09 5/1040 SG	water	11-10-21 22:32:41
21	28	1110028.D	4.80769	BA45110W10 5/1040 SG	water	11-10-21 23:00:43
22	29	1110029.D	5	BA45112W09 5/1000 SG	water	11-10-21 23:28:44
23	30	1110030.D	4.7619	BA45114W10 5/1050 SG	water	11-10-21 23:56:46
24	31	1110031.D	1	DMO LVL 4 CCV 10/27/21	water	11-11-21 0:24:43
25	32	1110032.D	1	Decanoic Acid CCV 11/05/21	water	11-11-21 0:52:46

ORGANICS
Calibration Data

TPH Extractables
DOC1028

Form 6
Initial Calibration

Lab Name: APPL, Inc.

SDG No: _____

Case No: _____

Initial Cal. Date: 10/28/2021

Matrix: Water

Instrument: Apollo

Initials: KA

1028003.D 1028004.D 1028005.D 1028006.D 1028007.D 1028008.D 1028009.D

		Compound	1	2	3	4	5	6	7				Avg	%RSD	Type	r ²	Q
1	HATM	Diesel (C10-C24)	2983809	2406563	2517872	2418941	2337993	2387715	2563791				2516669	8.7	HATM		
2	HBTML	Motor Oil (C24-C40)	5192328	3260715	2065863	1824592	1695984	1676117	1728658				2492037	53	HBTML	1.000	
3	SA	Ortho-Terphenyl(S)	3637234	3178668	3119876	3035678	2926966	2905323	3088794				3127505	7.9	SA		
4	SA	Octacosane(S)	2469203	2170507	2286410	2275552	2170413	2171254	2286658				2261428	4.8	SA		
5																	
6																	
7																	
8																	
9																	
10																	
11																	
12																	
13																	
14																	
15																	
16																	
17																	
18																	
19																	
20																	
21																	
22																	
23																	
24																	
25																	
26																	
27																	
28																	
29																	
30																	
31																	
32																	
33																	
34																	
35																	

2.118919

Data File : G:\APOLLO\DATA\211028\1028003.D Vial: 3
 Acq On : 10-28-21 9:19:03 Operator: KA
 Sample : DMO STD 1 10/28/21 Inst : Apollo
 Misc : water Multiplr: 1.00
 IntFile : events.e
 Quant Time: Oct 28 15:39 2021 Quant Results File: DOC1028.RES

Method : G:\APOLLO\DATA\211028\DOC1028.M (Chemstation Integrator)
 Title : 8015 B&C
 Last Update : Thu Oct 28 15:39:11 2021
 Response via : Multiple Level Calibration



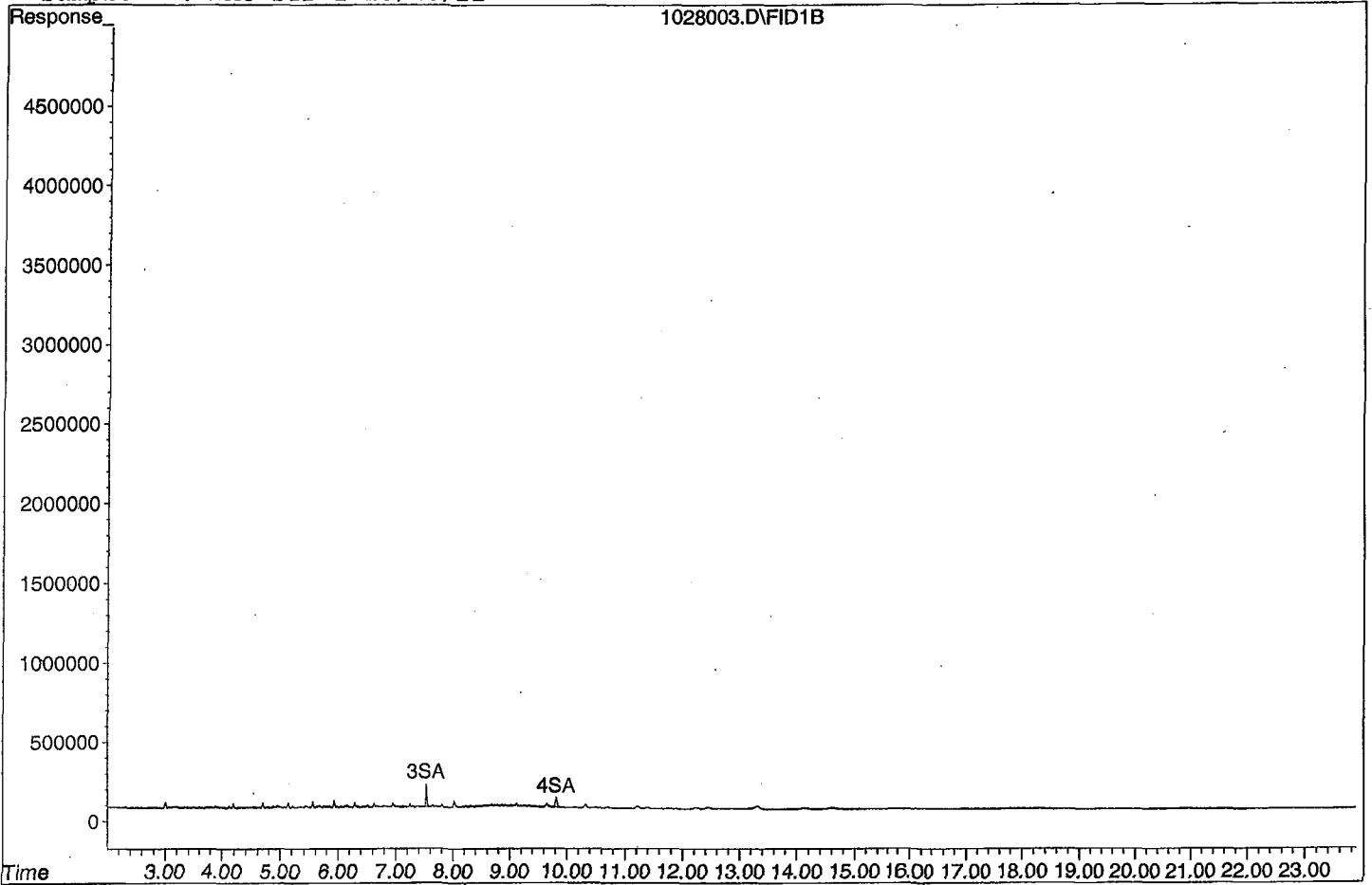
Volume Inj. : 2UL
 Signal Phase : DB-5
 Signal Info : FID02A

Compound	R.T.	Response	Conc Units
System Monitoring Compounds			
3) SA Ortho-Terphenyl(S)	7.53	1818617	0.291 ppb
Surrogate Spike 30.000		Recovery =	0.97%
4) SA Octacosane(S)	9.82	1234601	0.273 ppb
Surrogate Spike 30.000		Recovery =	0.91%
Target Compounds			
1) HATM Diesel (C10-C24)	6.49	29838086	5.928 ppb
2) HBTM Motor Oil (C24-C40)	14.96	51923283	5.234 ppb

Target Compounds

Quantitation Report

Data File: G:\APOLLO\DATA\211028\1028003.D
Sample : DMO STD 1 10/28/21



Data File : G:\APOLLO\DATA\211028\1028004.D Vial: 4
 Acq On : 10-28-21 9:47:06 Operator: KA
 Sample : DMO STD 2 10/28/21 Inst : Apollo
 Misc : water Multiplr: 1.00
 IntFile : events.e
 Quant Time: Oct 28 15:39 2021 Quant Results File: DOC1028.RES

Method : G:\APOLLO\DATA\211028\DOC1028.M (Chemstation Integrator)
 Title : 8015 B&C
 Last Update : Thu Oct 28 15:39:11 2021
 Response via : Multiple Level Calibration

Volume Inj. : 2UL
 Signal Phase : DB-5
 Signal Info : FID02A

Compound	R.T.	Response	Conc Units
System Monitoring Compounds			
3) SA Ortho-Terphenyl(S)	7.53	3178668	0.508 ppb
Surrogate Spike 30.000		Recovery =	1.69%
4) SA Octacosane(S)	9.82	2170507	0.480 ppb
Surrogate Spike 30.000		Recovery =	1.60%
Target Compounds			
1) HATM Diesel (C10-C24)	6.49	48131263	9.562 ppb
2) HBTM Motor Oil (C24-C40)	14.96	65214303	9.152 ppb



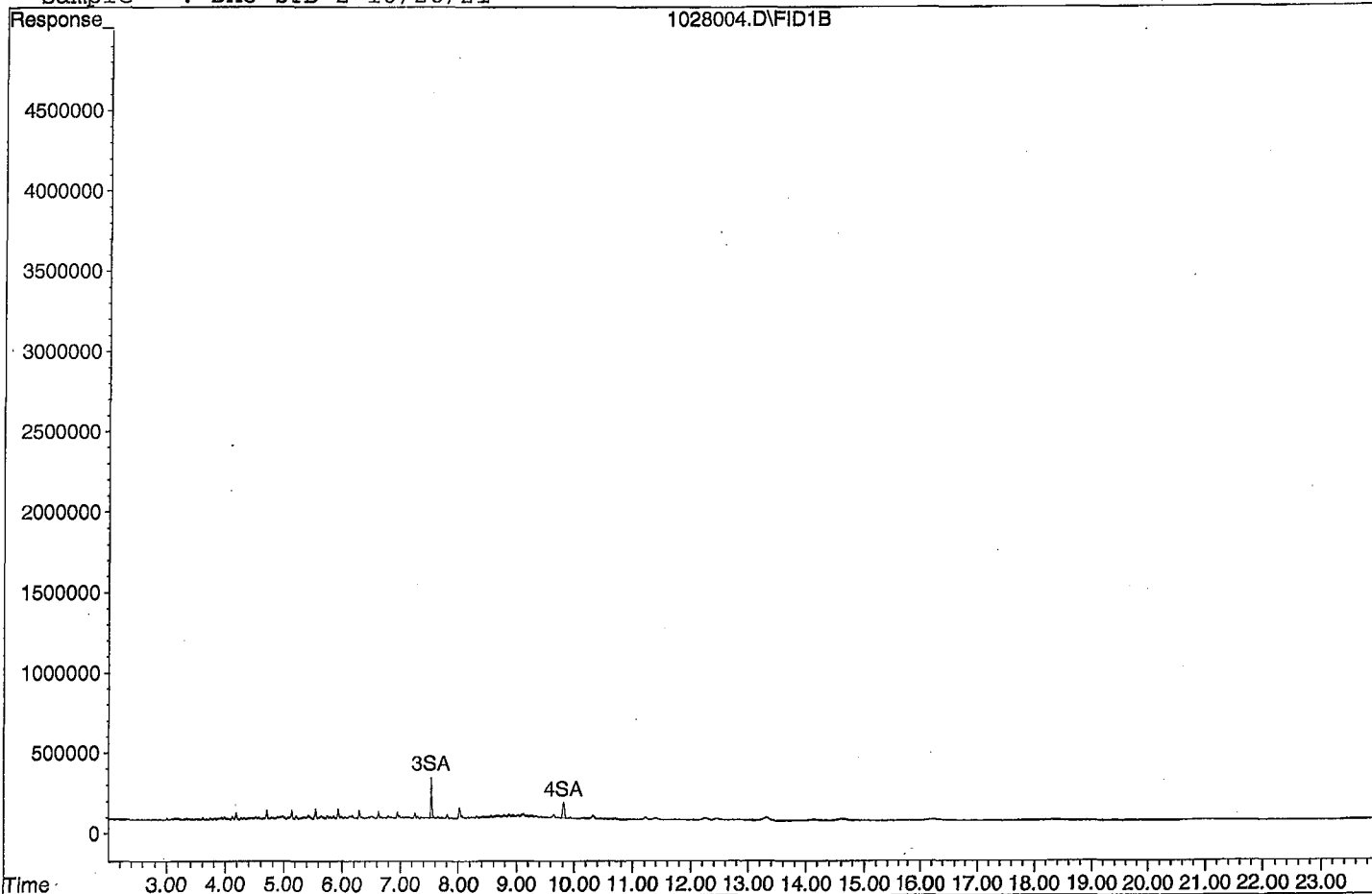
Target Compounds

Quantitation Report

Data File: G:\APOLLO\DATA\211028\1028004.D

Sample : DMO STD 2 10/28/21

1028004.D\FID1B



Quantitation Report (Not Reviewed)

Data File : G:\APOLLO\DATA\211028\1028005.D Vial: 5
 Acq On : 10-28-21 10:15:13 Operator: KA
 Sample : DMO STD 3 10/28/21 Inst : Apollo
 Misc : water Multiplr: 1.00
 IntFile : events.e
 Quant Time: Oct 28 15:39 2021 Quant Results File: DOC1028.RES

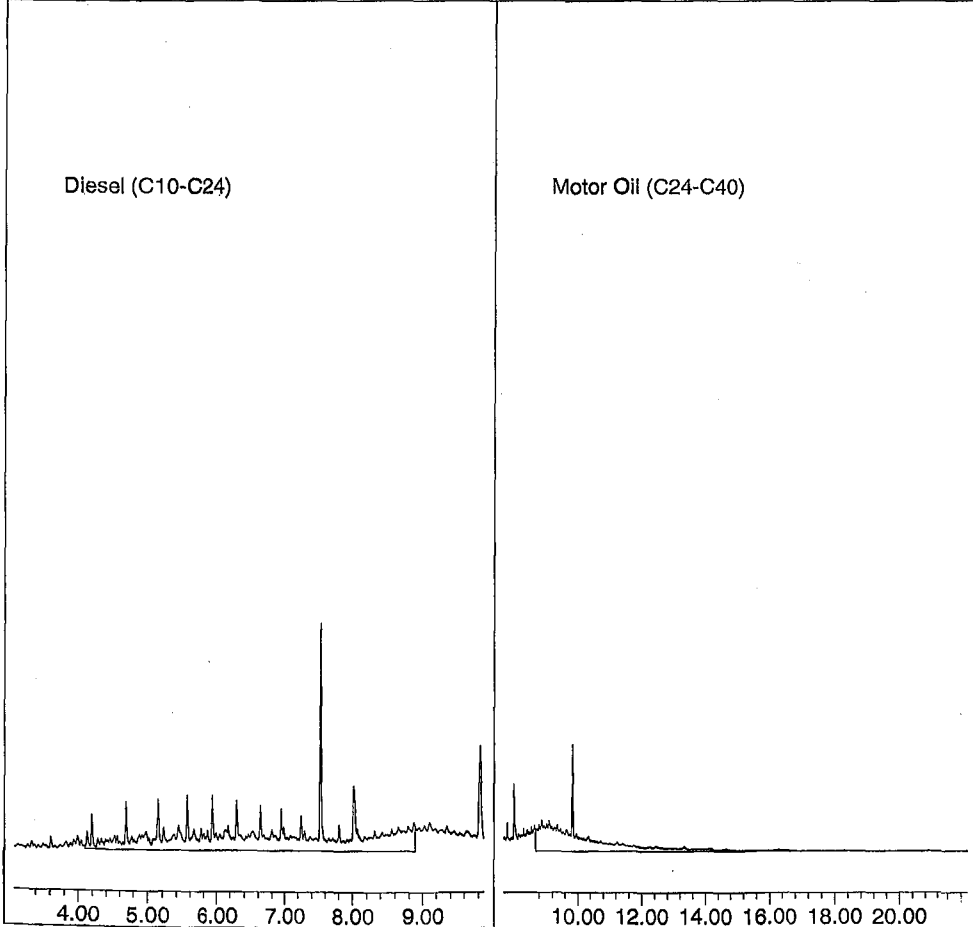
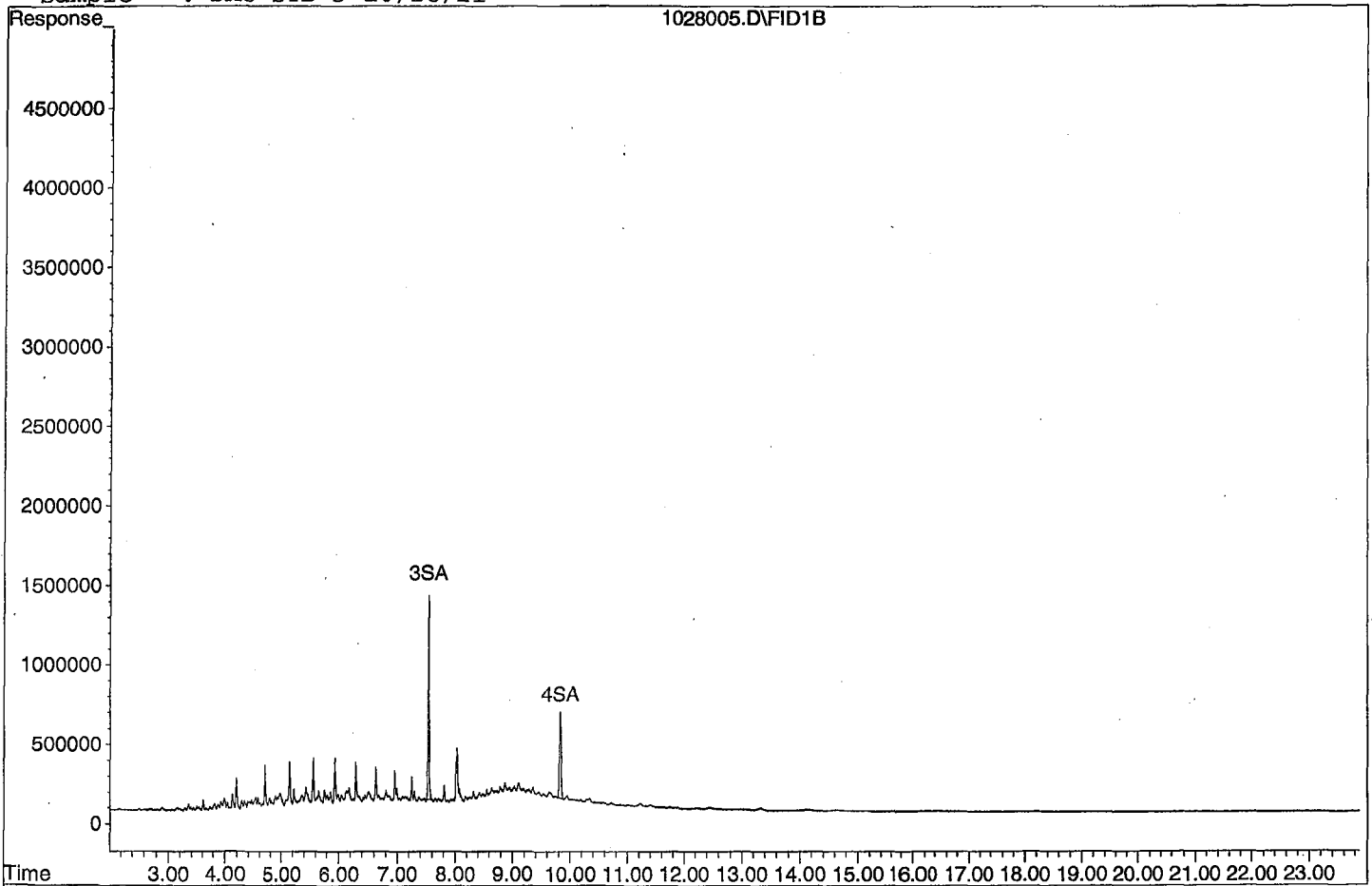
Method : G:\APOLLO\DATA\211028\DOC1028.M (Chemstation Integrator)
 Title : 8015 B&C
 Last Update : Thu Oct 28 15:39:11 2021
 Response via : Multiple Level Calibration

Volume Inj. : 2UL
 Signal Phase : DB-5
 Signal Info : FID02A

Compound	R.T.	Response	Conc Units
System Monitoring Compounds			
3) SA Ortho-Terphenyl(S)	7.53	15599382	2.494 ppb
Surrogate Spike 30.000		Recovery =	8.31%
4) SA Octacosane(S)	9.82	11432050	2.528 ppb
Surrogate Spike 30.000		Recovery =	8.43%
Target Compounds			
1) HATM Diesel (C10-C24)	6.49	251787231	50.024 ppb
2) HBTM Motor Oil (C24-C40)	14.96	206586322	50.832 ppb
Target Compounds			

Quantitation Report

Data File: G:\APOLLO\DATA\211028\1028005.D
Sample : DMO STD 3 10/28/21



Data File : G:\APOLLO\DATA\211028\1028006.D Vial: 6
 Acq On : 10-28-21 10:43:31 Operator: KA
 Sample : DMO STD 4 10/28/21 Inst : Apollo
 Misc : water Multiplr: 1.00
 IntFile : events.e
 Quant Time: Oct 28 15:39 2021 Quant Results File: DOC1028.RES

Method : G:\APOLLO\DATA\211028\DOC1028.M (Chemstation Integrator)
 Title : 8015 B&C
 Last Update : Thu Oct 28 15:39:11 2021
 Response via : Multiple Level Calibration

Volume Inj. : 2UL
 Signal Phase : DB-5
 Signal Info : FID02A

Compound	R.T.	Response	Conc Units
System Monitoring Compounds			
3) SA Ortho-Terphenyl(S)	7.53	75891940	12.133 ppb
Surrogate Spike 30.000		Recovery =	40.44%
4) SA Octacosane(S)	9.82	56888797	12.578 ppb
Surrogate Spike 30.000		Recovery =	41.93%
Target Compounds			
1) HATM Diesel (C10-C24)	6.49	1209470396	240.292 ppb
2) HBTM Motor Oil (C24-C40)	14.96	912296132	258.892 ppb


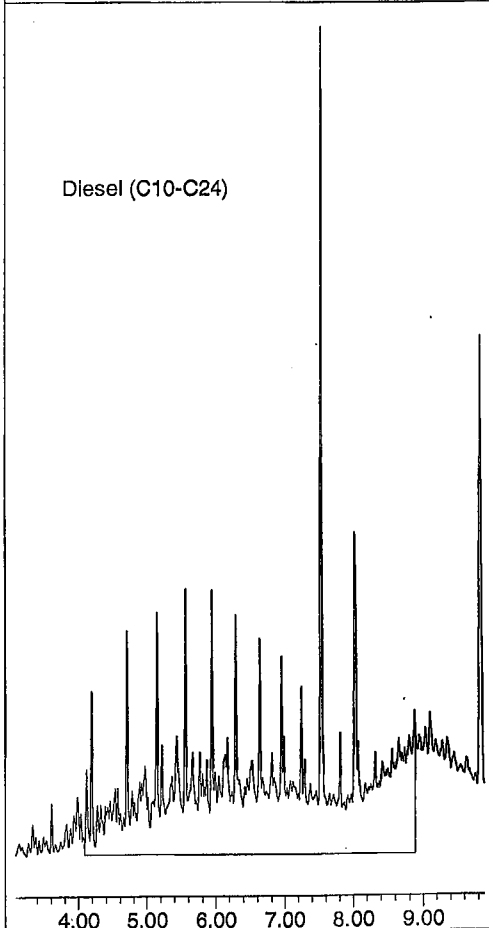
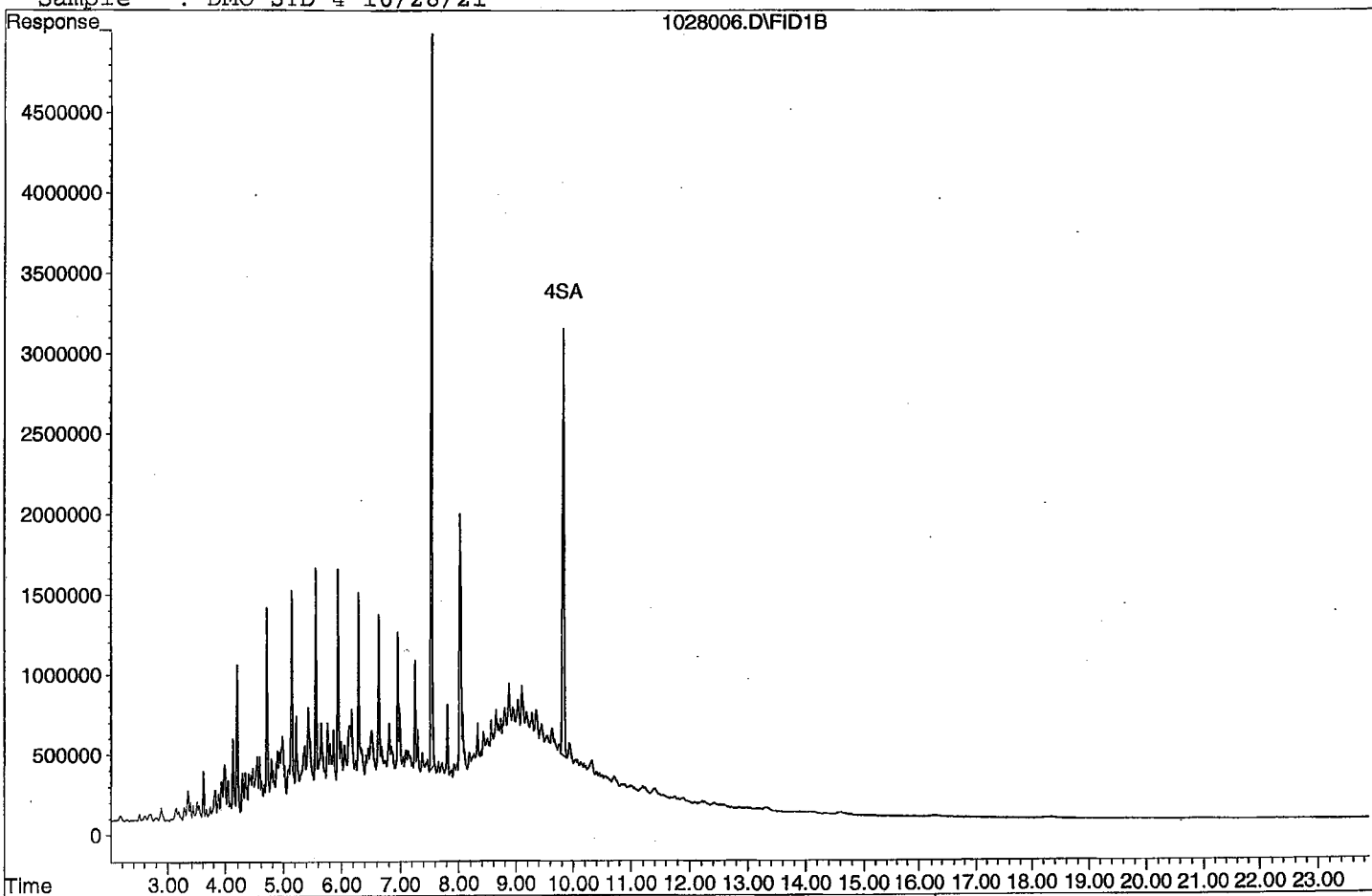
Target Compounds

Quantitation Report

Data File: G:\APOLLO\DATA\211028\1028006.D

Sample : DMO STD 4 10/28/21

1028006.D\FID1B



Data File : G:\APOLLO\DATA\211028\1028007.D Vial: 7
 Acq On : 10-28-21 11:11:42 Operator: KA
 Sample : DMO STD 5 10/28/21 Inst : Apollo
 Misc : water Multiplr: 1.00
 IntFile : events.e
 Quant Time: Oct 28 15:39 2021 Quant Results File: DOC1028.RES

Method : G:\APOLLO\DATA\211028\DOC1028.M (Chemstation Integrator)
 Title : 8015 B&C
 Last Update : Thu Oct 28 15:39:11 2021
 Response via : Multiple Level Calibration

Volume Inj. : 2UL
 Signal Phase : DB-5
 Signal Info : FID02A

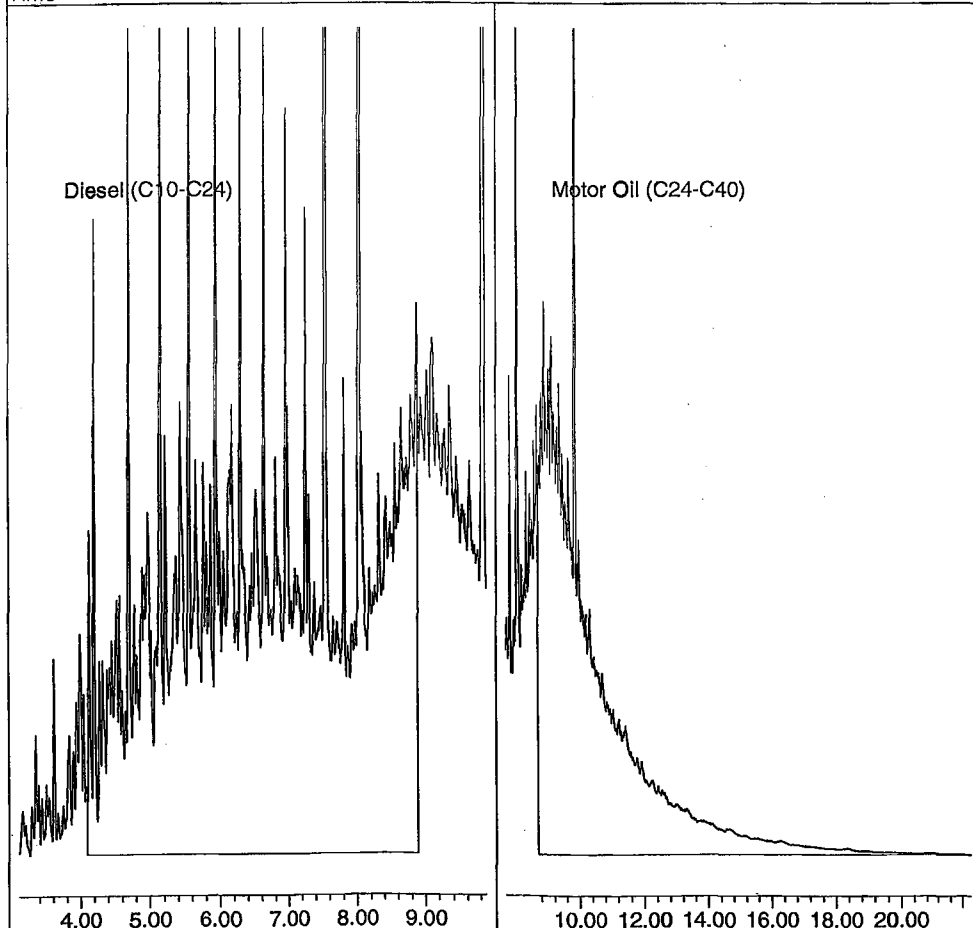
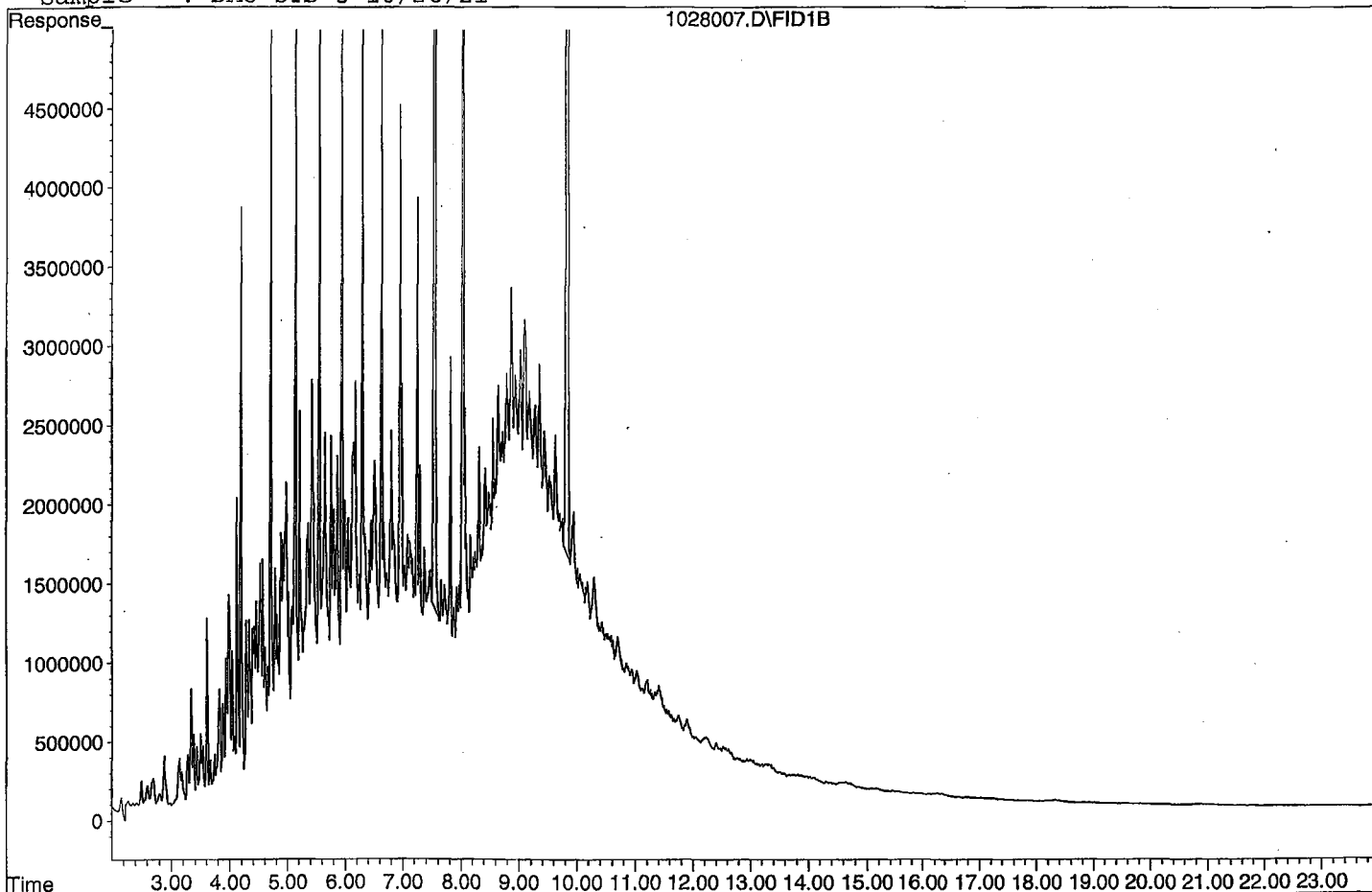
Compound	R.T.	Response	Conc Units
System Monitoring Compounds			
3) SA Ortho-Terphenyl(S)	7.54	292696553	46.794 ppb
Surrogate Spike 30.000		Recovery =	155.98%
4) SA Octacosane(S)	9.83	217041298	47.988 ppb
Surrogate Spike 30.000		Recovery =	159.96%
Target Compounds			
1) HATM Diesel (C10-C24)	6.49	4675985227	929.003 ppb
2) HBTM Motor Oil (C24-C40)	14.96	3391967397	989.959 ppb

Target Compounds

Quantitation Report

Data File: G:\APOLLO\DATA\211028\1028007.D

Sample : DMO STD 5 10/28/21



Quantitation Report (Not Reviewed)

Data File : G:\APOLLO\DATA\211028\1028008.D Vial: 8
 Acq On : 10-28-21 11:39:55 Operator: KA
 Sample : DMO STD 6 10/28/21 Inst : Apollo
 Misc : water Multiplr: 1.00
 IntFile : events.e
 Quant Time: Oct 28 15:39 2021 Quant Results File: DOC1028.RES

Method : G:\APOLLO\DATA\211028\DOC1028.M (Chemstation Integrator)
 Title : 8015 B&C
 Last Update : Thu Oct 28 15:39:11 2021
 Response via : Multiple Level Calibration

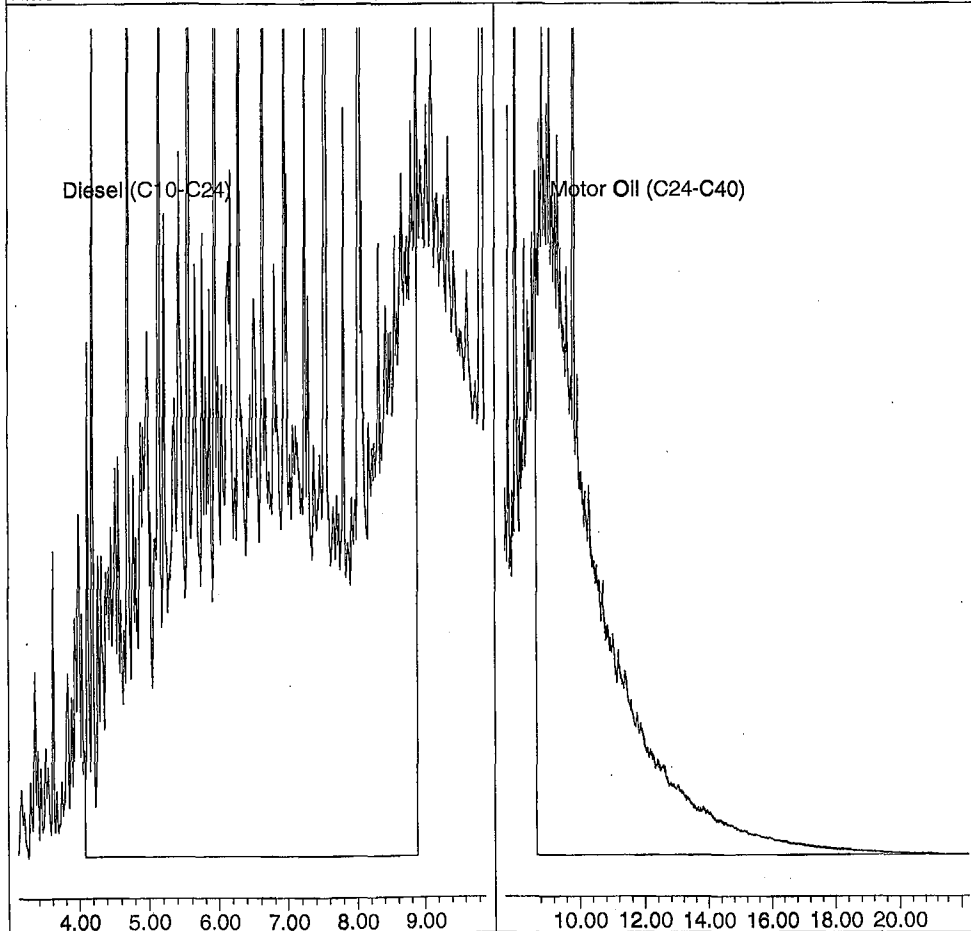
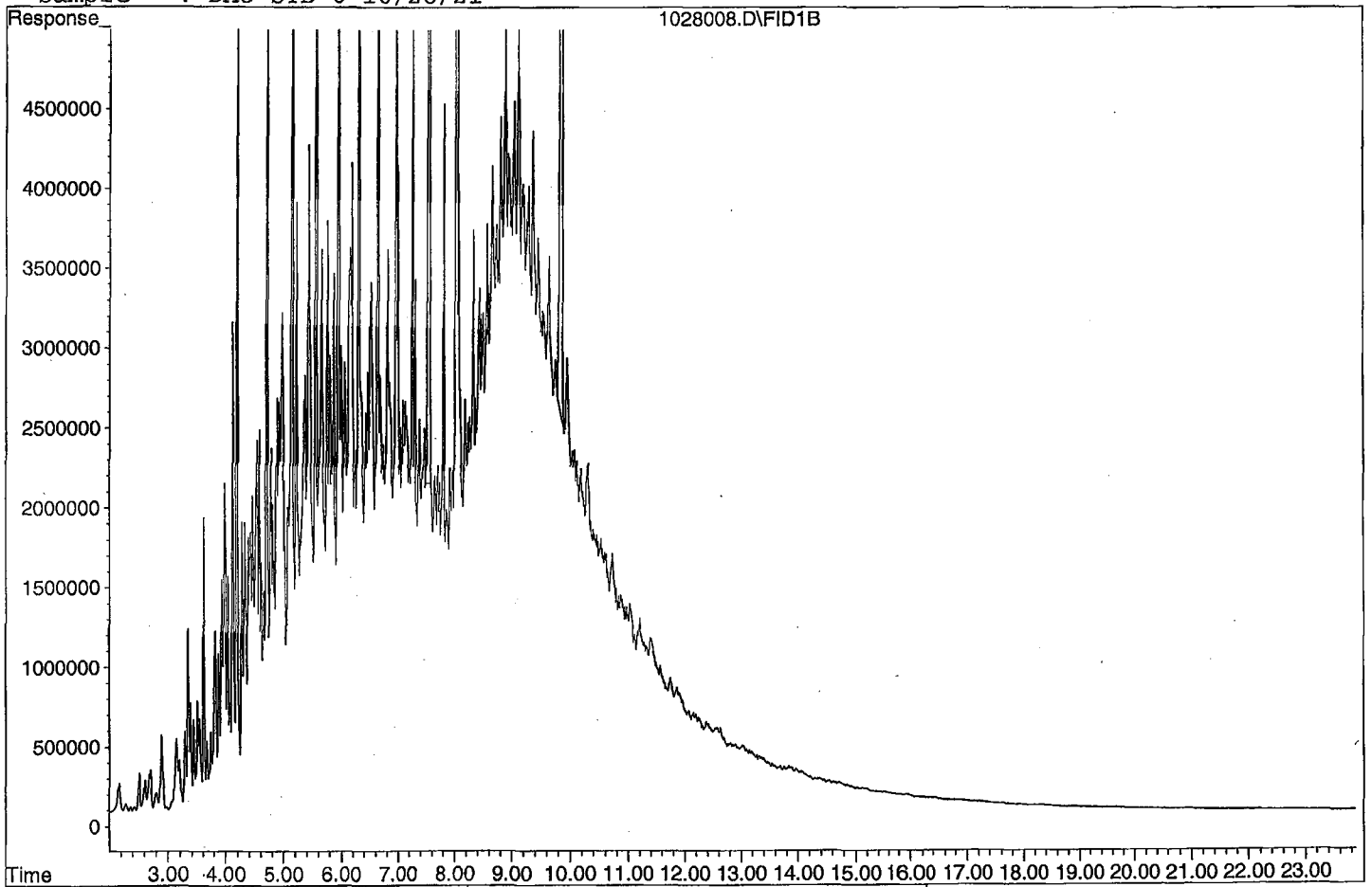
Volume Inj. : 2UL
 Signal Phase : DB-5
 Signal Info : FID02A

Compound	R.T.	Response	Conc Units
System Monitoring Compounds			
3) SA Ortho-Terphenyl(S)	7.54	435798382	69.672 ppb
Surrogate Spike 30.000		Recovery =	232.24%
4) SA Octacosane(S)	9.84	325688048	72.009 ppb
Surrogate Spike 30.000		Recovery =	240.03%
Target Compounds			
1) HATM Diesel (C10-C24)	6.49	7163144090	1423.140 ppb
2) HBTM Motor Oil (C24-C40)	14.96	5028351305	1472.405 ppb

Target Compounds

Quantitation Report

Data File: G:\APOLLO\DATA\211028\1028008.D
Sample : DMO STD 6 10/28/21



Data File : G:\APOLLO\DATA\211028\1028009.D Vial: 9
 Acq On : 10-28-21 12:08:10 Operator: KA
 Sample : DMO STD 7 10/28/21 Inst : Apollo
 Misc : water Multiplr: 1.00
 IntFile : events.e
 Quant Time: Oct 28 15:39 2021 Quant Results File: DOC1028.RES

Method : G:\APOLLO\DATA\211028\DOC1028.M (Chemstation Integrator)
 Title : 8015 B&C
 Last Update : Thu Oct 28 15:39:11 2021
 Response via : Multiple Level Calibration

Volume Inj. : 2UL
 Signal Phase : DB-5
 Signal Info : FID02A

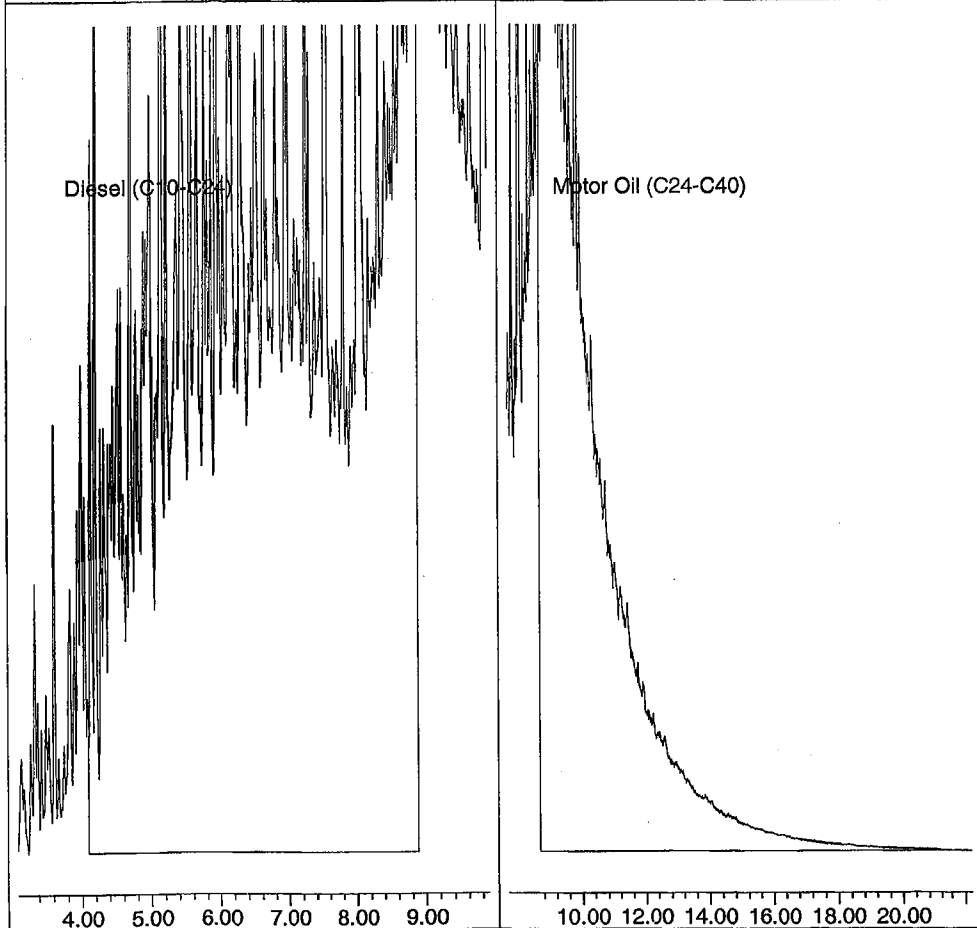
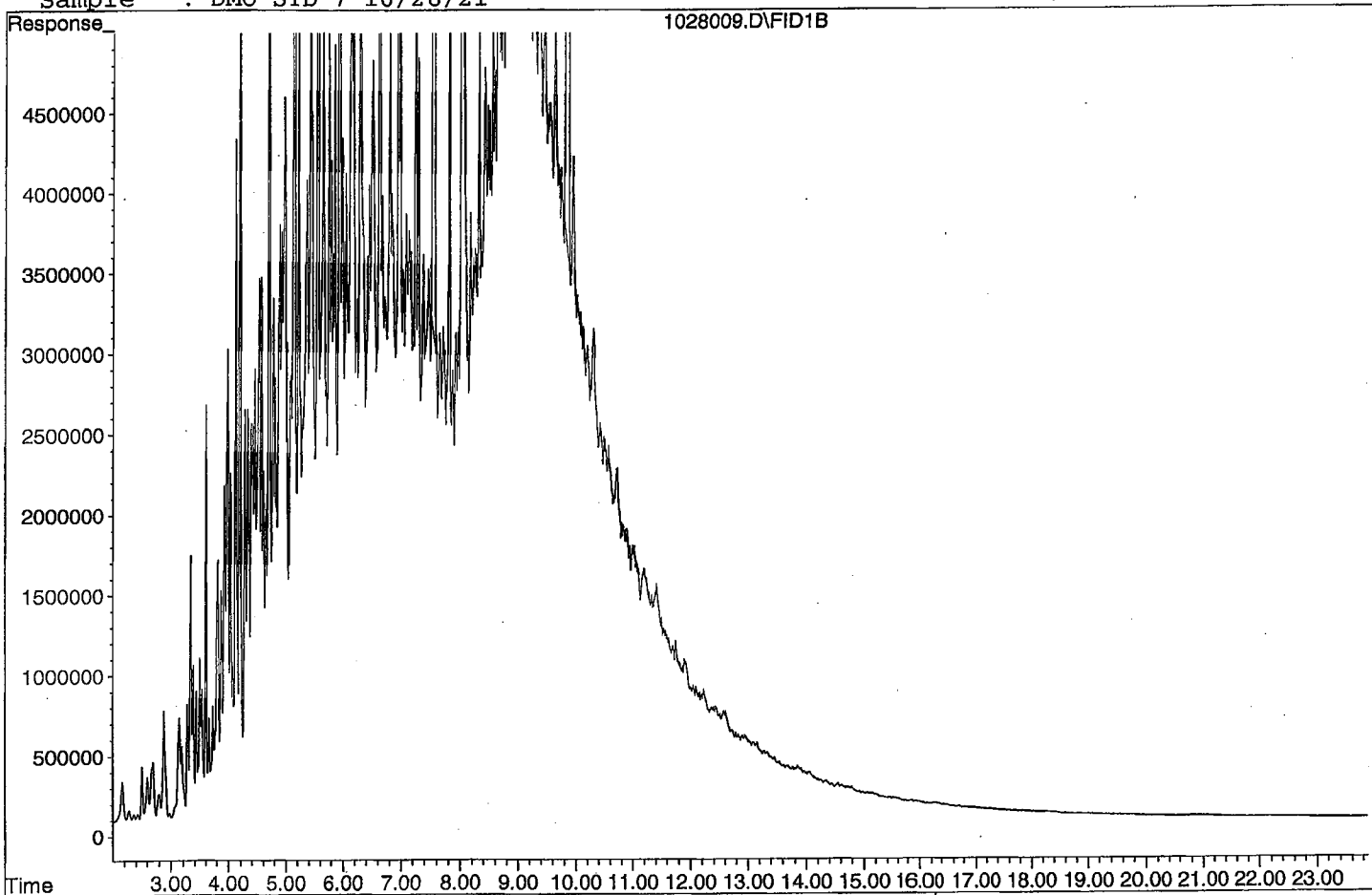
Compound	R.T.	Response	Conc Units
System Monitoring Compounds			
3) SA Ortho-Terphenyl (S)	7.54	617758709	98.762 ppb
Surrogate Spike 30.000		Recovery =	329.21%
4) SA Octacosane (S)	9.85	457331573	101.116 ppb
Surrogate Spike 30.000		Recovery =	337.05%
Target Compounds			
1) HATM Diesel (C10-C24)	6.49	10255165539	2037.448 ppb
2) HBTM Motor Oil (C24-C40)	14.96	6914631831	2028.526 ppb

Target Compounds

Quantitation Report

Data File: G:\APOLLO\DATA\211028\1028009.D

Sample : DMO STD 7 10/28/21



TPH Extractables
DOC1028

Form 7

Second Source Calibration

Lab Name: APPL, Inc.
Case No: _____
Matrix: Water

SDG No: _____
Date Analyzed: 10/28/2021
Instrument: Apollo
Initial Cal. Date: 10/28/2021
Data File: 1028010.D

	Compound	MEAN	CCRF	%D	%Drift
1	HATM Diesel (C10-C24)	2516670	2266400	9.9	HATM
2	HBTM Motor Oil (C24-C40)	2492040	1663520	33	HBTML 5.9
3					
4					
5					
6					
7					
8					
9					
10					
11					
12					
13					
14					
15					
16					
17					
18					
19					
20					
21					
22					
23					
24					
25					
26					
27					
28					
29					
30					
31					
32					
33					
34					
35					
36					
37					
38					
39					
40	Average			21.5	

Data File : G:\APOLLO\DATA\211028\1028010.D Vial: 10
 Acq On : 10-28-21 12:36:26 Operator: KA
 Sample : DMO Second Source 10/28/21 Inst : Apollo
 Misc : water Multiplr: 1.00
 IntFile : events.e
 Quant Time: Oct 28 15:39 2021 Quant Results File: DOC1028.RES

Method : G:\APOLLO\DATA\211028\DOC1028.M (Chemstation Integrator)
 Title : 8015 B&C
 Last Update : Thu Oct 28 15:39:11 2021
 Response via : Multiple Level Calibration

Volume Inj. : 2UL
 Signal Phase : DB-5
 Signal Info : FID02A


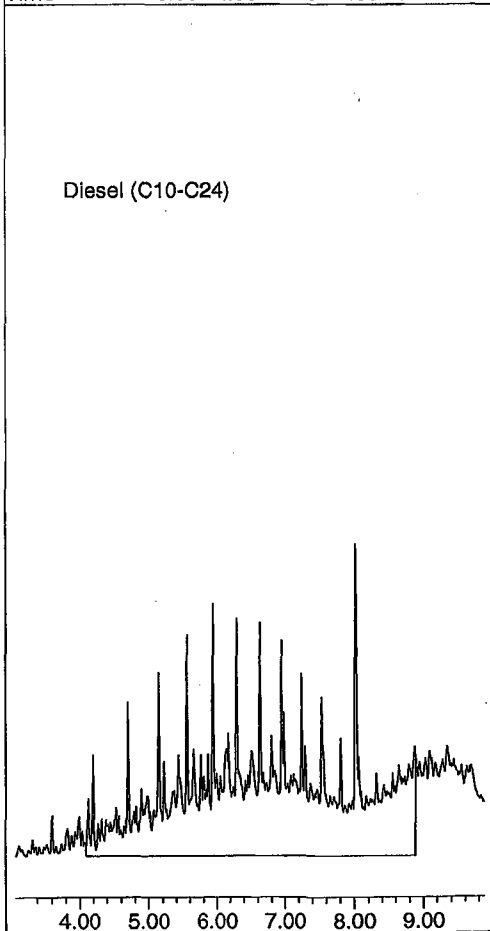
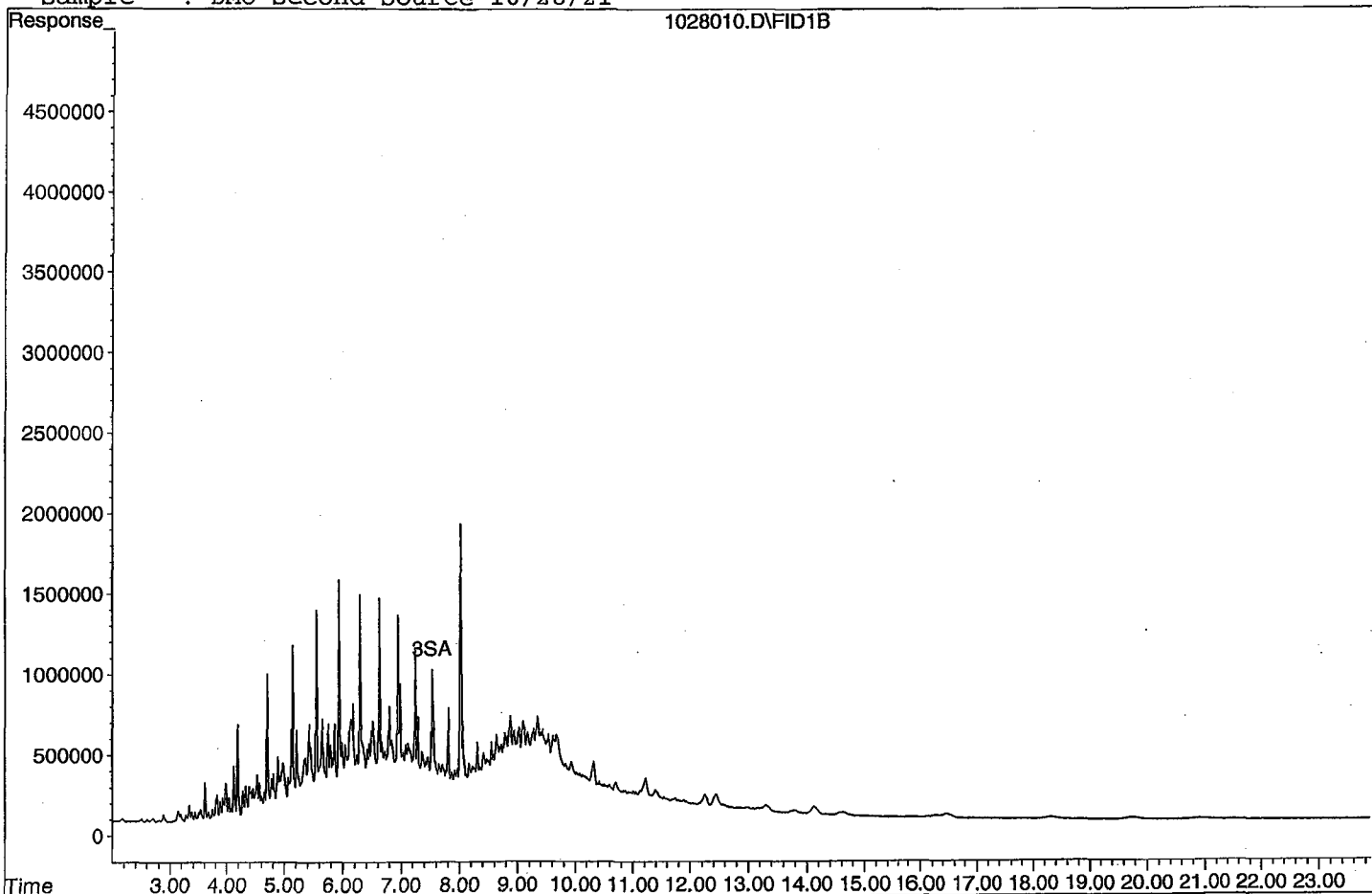
Compound	R.T.	Response	Conc Units
System Monitoring Compounds			
3) SA Ortho-Terphenyl(S)	7.53	4250105	0.679 ppb
Surrogate Spike 30.000		Recovery =	2.26%
4) SA Octacosane(S)	9.83	-3553	N.D. ppb
Surrogate Spike 30.000		Recovery =	0.00%
Target Compounds			
1) HATM Diesel (C10-C24)	6.49	1133202337	225.139 ppb
2) HBTM Motor Oil (C24-C40)	14.96	831758038	235.148 ppb

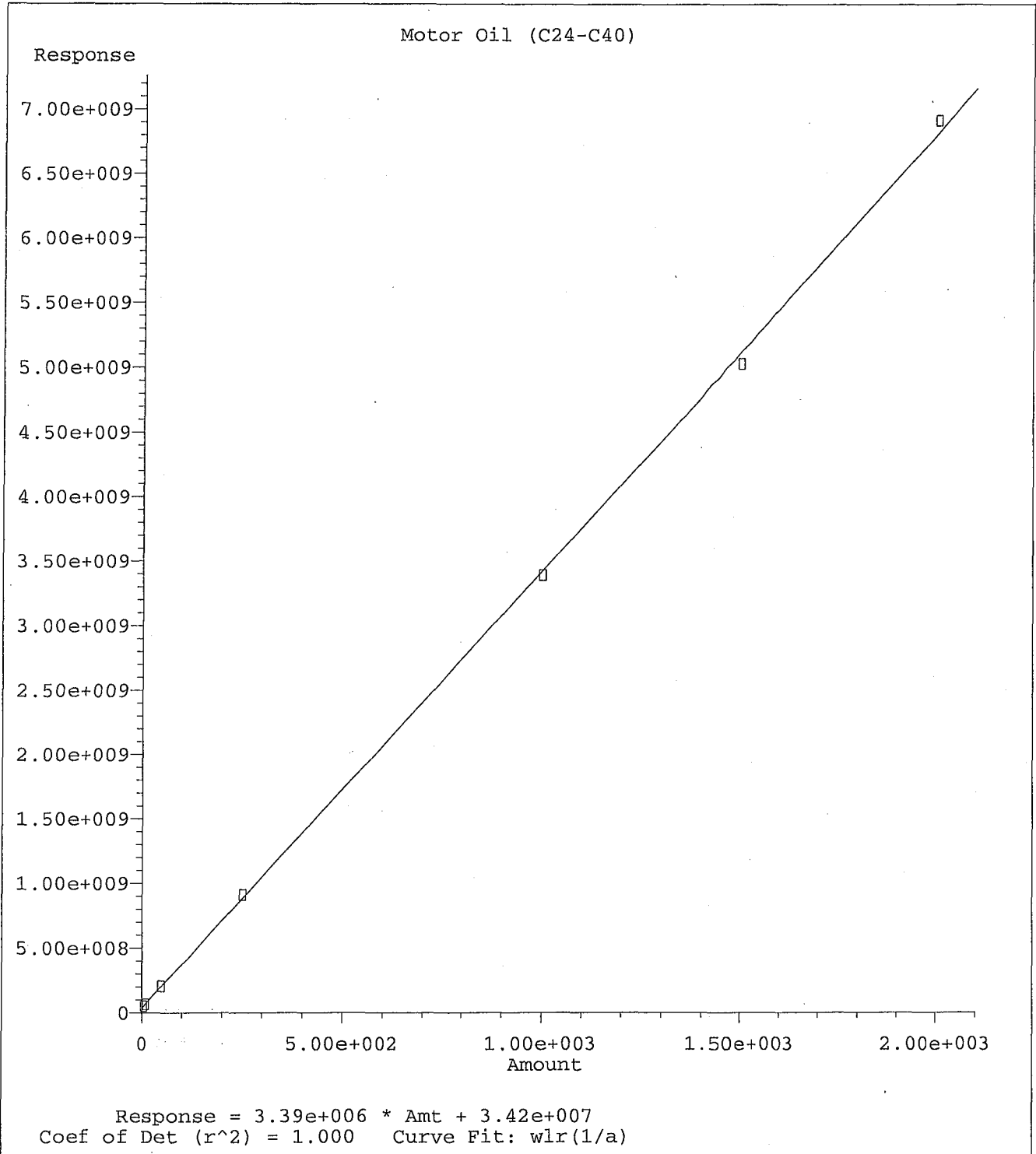
Target Compounds

Quantitation Report

Data File: G:\APOLLO\DATA\211028\1028010.D

Sample : DMO Second Source 10/28/21





Method Name: G:\APOLLO\DATA\211028\DOC1028.M
 Calibration Table Last Updated: Thu Oct 28 15:37:06 2021

TPH Extractables
DOC1028

Form 7

Continuing Calibration

Lab Name: APPL, Inc.

SDG No: _____

Case No: _____

Date Analyzed: 11/9/2021

Matrix: Water

Instrument: Apollo

Initial Cal. Date: 10/28/2021

Data File: 1108056.D

		Compound	MEAN	CCRF	%D	%Drift
1	HATM	Diesel (C10-C24)	2516670	2343110	6.9	HATM
2	HBTM	Motor Oil (C24-C40)	2492040	1661250	33	HBTML 6.1
3	SA	Ortho-Terphenyl(S)	3127510	2848920	8.9	SA
4	SA	Octacosane(S)	2261430	2090450	7.6	SA
5						
6						
7						
8						
9						
10						
11						
12						
13						
14						
15						
16						
17						
18						
19						
20						
21						
22						
23						
24						
25						
26						
27						
28						
29						
30						
31						
32						
33						
34						
35						
36						
37						
38						
39						
40		Average			14.1	

Data File : G:\APOLLO\DATA\211108\1108056.D Vial: 56
 Acq On : 11-9-21 11:26:11 Operator: KA
 Sample : DMO LVL 4 CCV 10/27/21 Inst : Apollo
 Misc : water Multiplr: 1.00
 IntFile : events.e
 Quant Time: Nov 9 15:53 2021 Quant Results File: DOC1028.RES

Method : G:\APOLLO\DATA\211028\DOC1028.M (Chemstation Integrator)
 Title : 8015 B&C
 Last Update : Fri Nov 12 17:55:30 2021
 Response via : Multiple Level Calibration

Volume Inj. : 2UL
 Signal Phase : DB-5
 Signal Info : FID02A

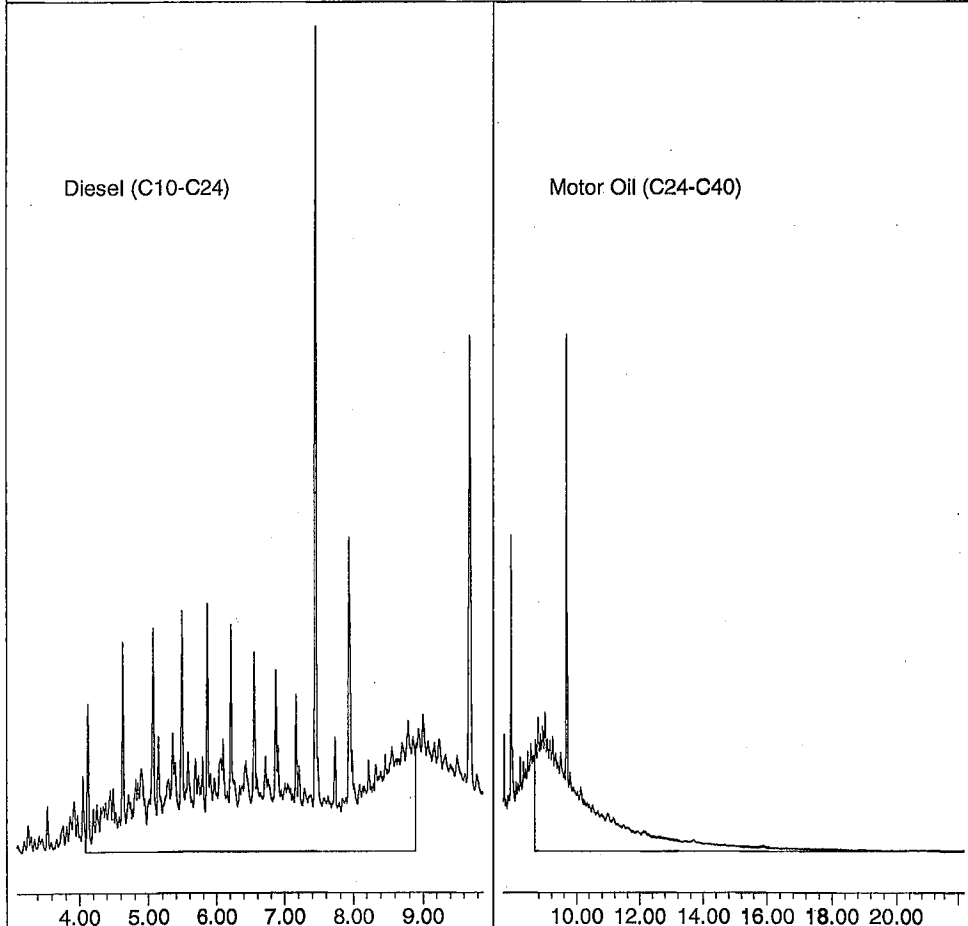
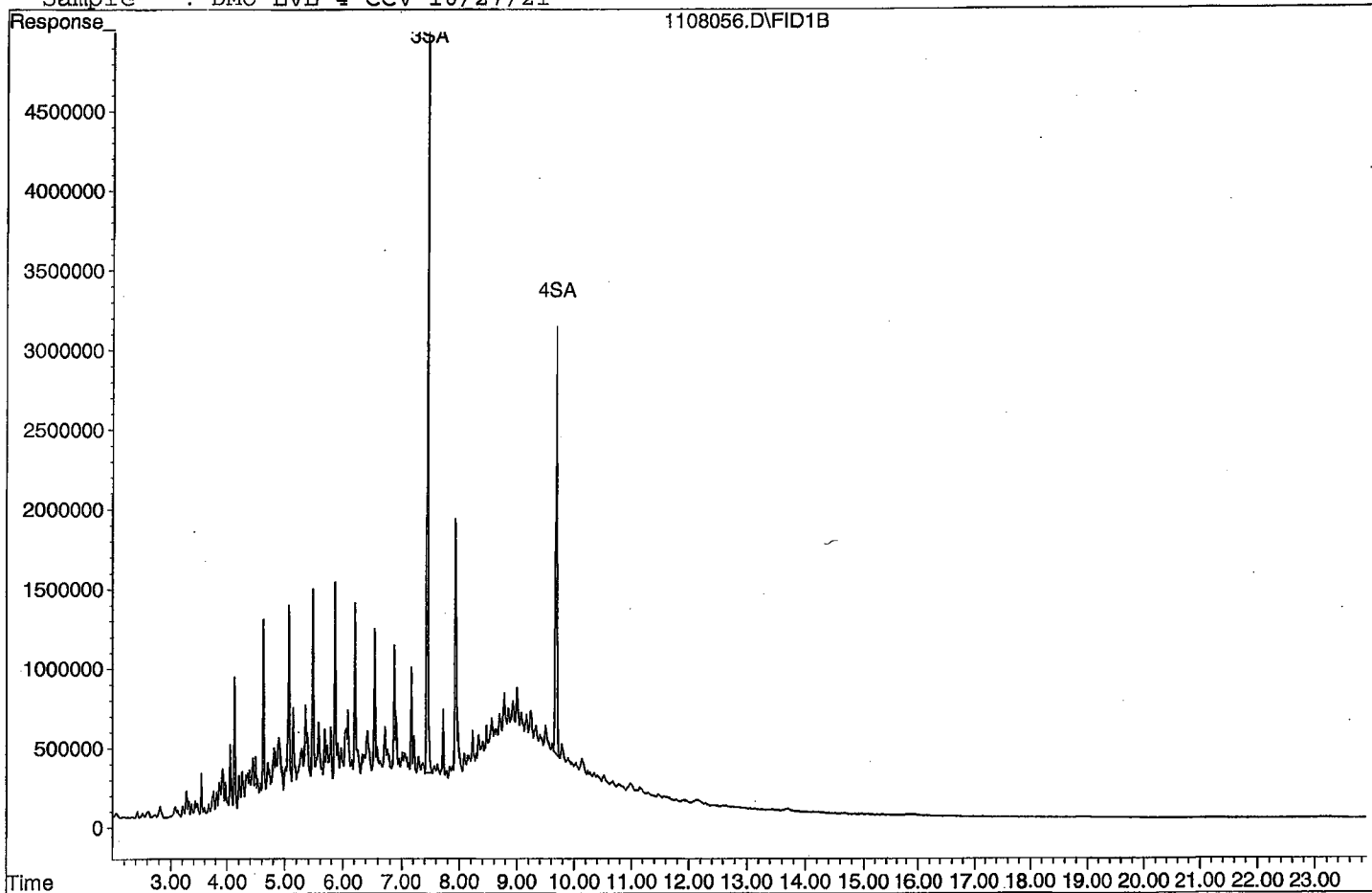
Compound	R.T.	Response	Conc Units
System Monitoring Compounds			
3) SA Ortho-Terphenyl(S)	7.44	71223031	11.387 ppb
Surrogate Spike 30.000		Recovery =	37.96%
4) SA Octacosane(S)	9.69	52261242	11.555 ppb
Surrogate Spike 30.000		Recovery =	38.52%
Target Compounds			
1) HATM Diesel (C10-C24)	6.49	1171557450	232.760 ppb
2) HBTM Motor Oil (C24-C40)	14.96	830624778	234.814 ppb

Target Compounds

Quantitation Report

Data File: G:\APOLLO\DATA\211108\1108056.D

Sample : DMO LVL 4 CCV 10/27/21



TPH Extractables
DOC1028

Form 7

Continuing Calibration

Lab Name: APPL, Inc.
Case No: _____
Matrix: Water

SDG No: _____
Date Analyzed: 11/9/2021
Instrument: Apollo
Initial Cal. Date: 10/28/2021
Data File: 1108073.D

	Compound	MEAN	CCRF	%D	%Drift	
1	HATM Diesel (C10-C24)	2516670	2278330	9.5	HATM	
2	HBTM Motor Oil (C24-C40)	2492040	1644640	34	HBTML	7.1
3	SA Ortho-Terphenyl(S)	3127510	2798030	11	SA	
4	SA Octacosane(S)	2261430	2065910	8.6	SA	
5						
6						
7						
8						
9						
10						
11						
12						
13						
14						
15						
16						
17						
18						
19						
20						
21						
22						
23						
24						
25						
26						
27						
28						
29						
30						
31						
32						
33						
34						
35						
36						
37						
38						
39						
40	Average			15.8		

Data File : G:\APOLLO\DATA\211108\1108073.D Vial: 73
 Acq On : 11-9-21 19:25:40 Operator: KA
 Sample : DMO LVL 4 CCV 10/27/21 Inst : Apollo
 Misc : water Multiplr: 1.00
 IntFile : events.e
 Quant Time: Nov 10 10:24 2021 Quant Results File: DOC1028.RES

Method : G:\APOLLO\DATA\211028\DOC1028.M (Chemstation Integrator)
 Title : 8015 B&C
 Last Update : Fri Nov 12 17:55:30 2021
 Response via : Multiple Level Calibration

Volume Inj. : 2UL
 Signal Phase : DB-5
 Signal Info : FID02A

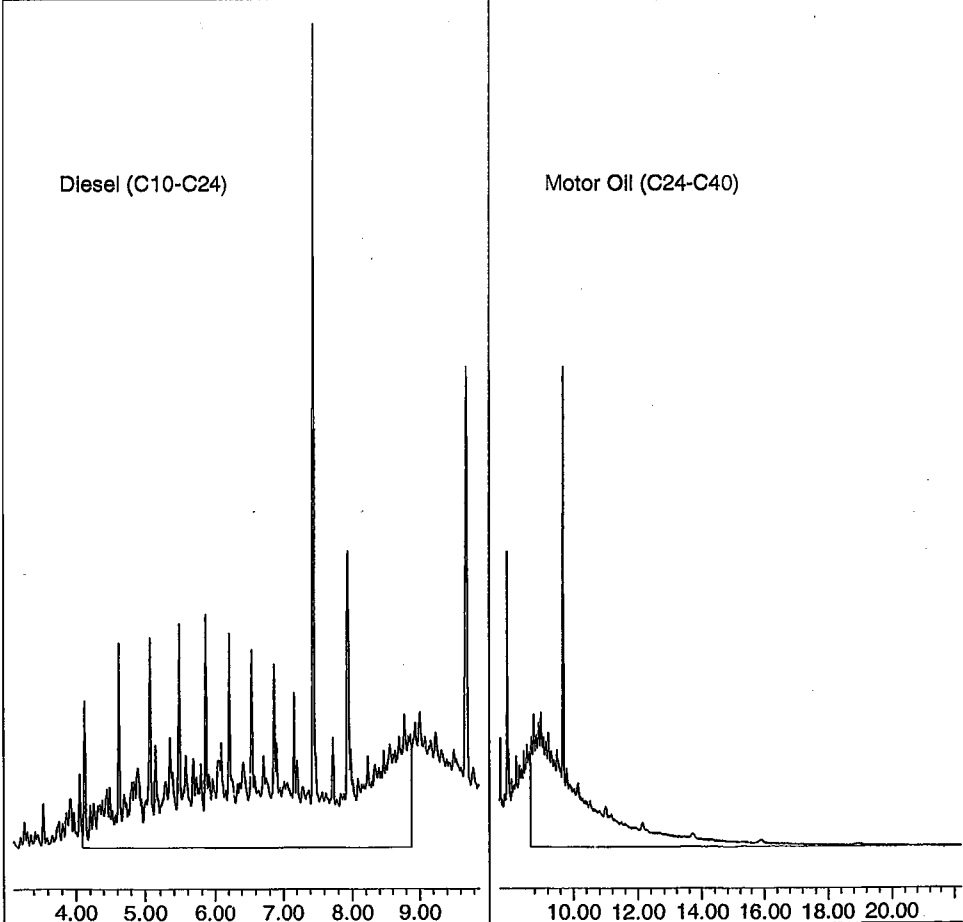
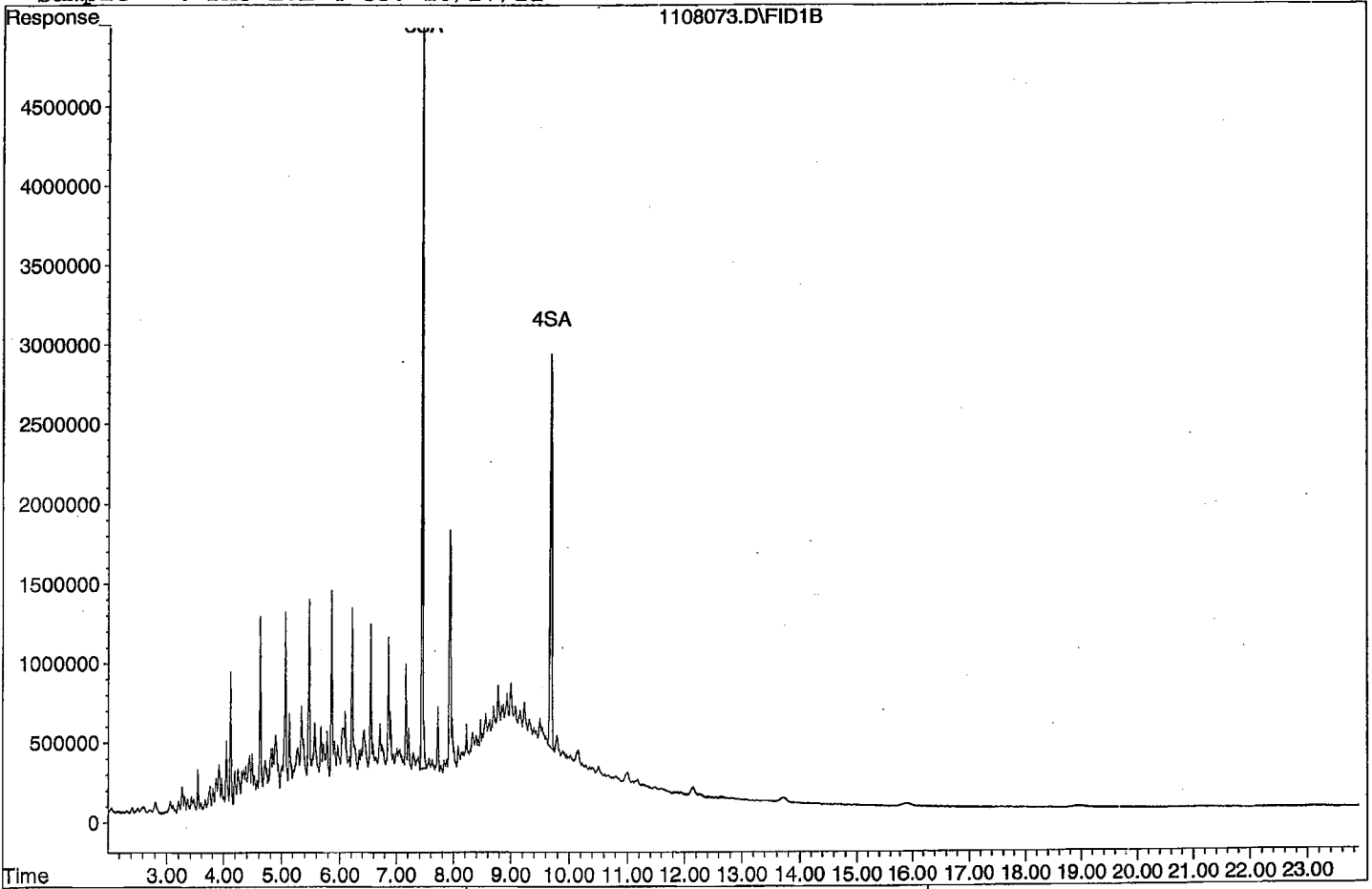
Compound	R.T.	Response	Conc Units
System Monitoring Compounds			
3) SA Ortho-Terphenyl(S)	7.44	69950835	11.183 ppb
Surrogate Spike 30.000		Recovery =	37.28%
4) SA Octacosane(S)	9.69	51647824	11.419 ppb
Surrogate Spike 30.000		Recovery =	38.06%
Target Compounds			
1) HATM Diesel (C10-C24)	6.49	1139163673	226.324 ppb
2) HBTM Motor Oil (C24-C40)	14.96	822321176	232.366 ppb

Target Compounds

Quantitation Report

Data File: G:\APOLLO\DATA\211108\1108073.D

Sample : DMO LVL 4 CCV 10/27/21



TPH Extractables
DOC1028

Form 7

Continuing Calibration

Lab Name: APPL, Inc.
Case No: _____
Matrix: Water

SDG No: _____
Date Analyzed: 11/9/2021
Instrument: Apollo
Initial Cal. Date: 10/28/2021
Data File: 1108082.D

		Compound	MEAN	CCRF	%D	%Drift	
1	HATM	Diesel (C10-C24)	2516670	2320150	7.8	HATM	
2	HBTM	Motor Oil (C24-C40)	2492040	1675310	33	HBTML	5.2
3	SA	Ortho-Terphenyl(S)	3127510	2883620	7.8	SA	
4	SA	Octacosane(S)	2261430	2119370	6.3	SA	
5							
6							
7							
8							
9							
10							
11							
12							
13							
14							
15							
16							
17							
18							
19							
20							
21							
22							
23							
24							
25							
26							
27							
28							
29							
30							
31							
32							
33							
34							
35							
36							
37							
38							
39							
40							

Average

13.7

Data File : G:\APOLLO\DATA\211108\1108082.D Vial: 82
 Acq On : 11-9-21 23:38:16 Operator: KA
 Sample : DMO LVL 4 CCV 10/27/21 Inst : Apollo
 Misc : water Multiplr: 1.00
 IntFile : events.e
 Quant Time: Nov 10 10:25 2021 Quant Results File: DOC1028.RES

Method : G:\APOLLO\DATA\211028\DOC1028.M (Chemstation Integrator)
 Title : 8015 B&C
 Last Update : Fri Nov 12 17:55:30 2021
 Response via : Multiple Level Calibration

Volume Inj. : 2UL
 Signal Phase : DB-5
 Signal Info : FID02A

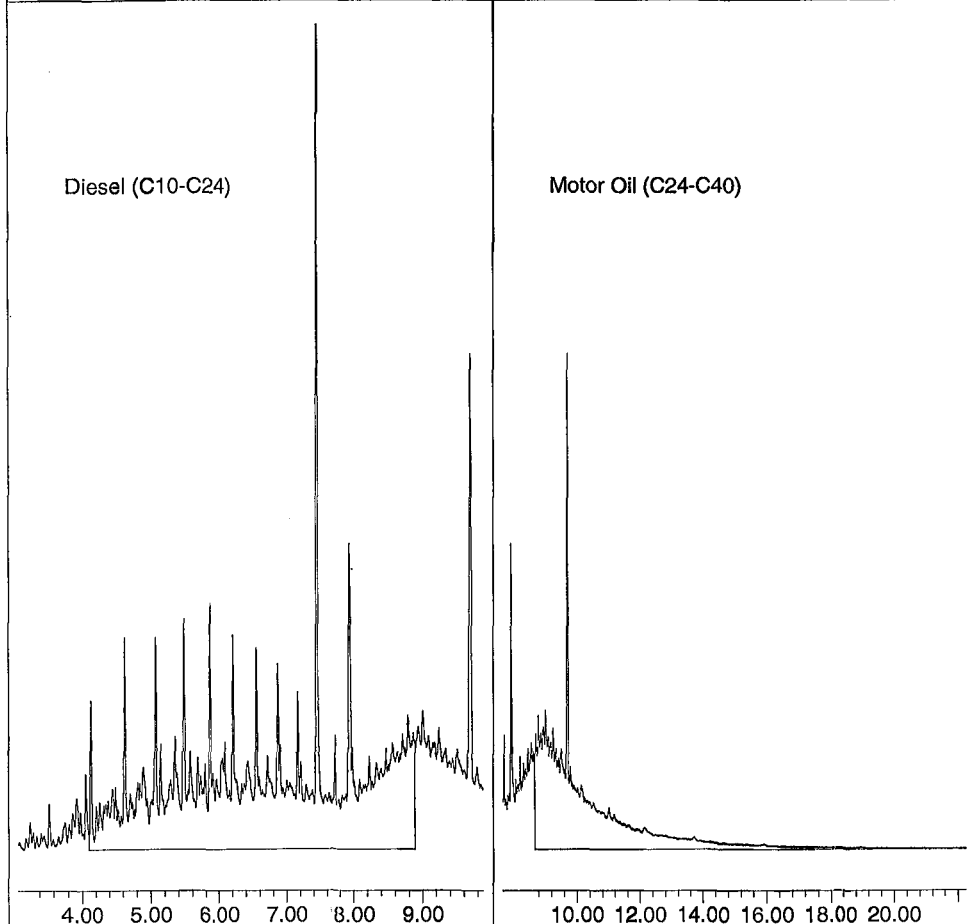
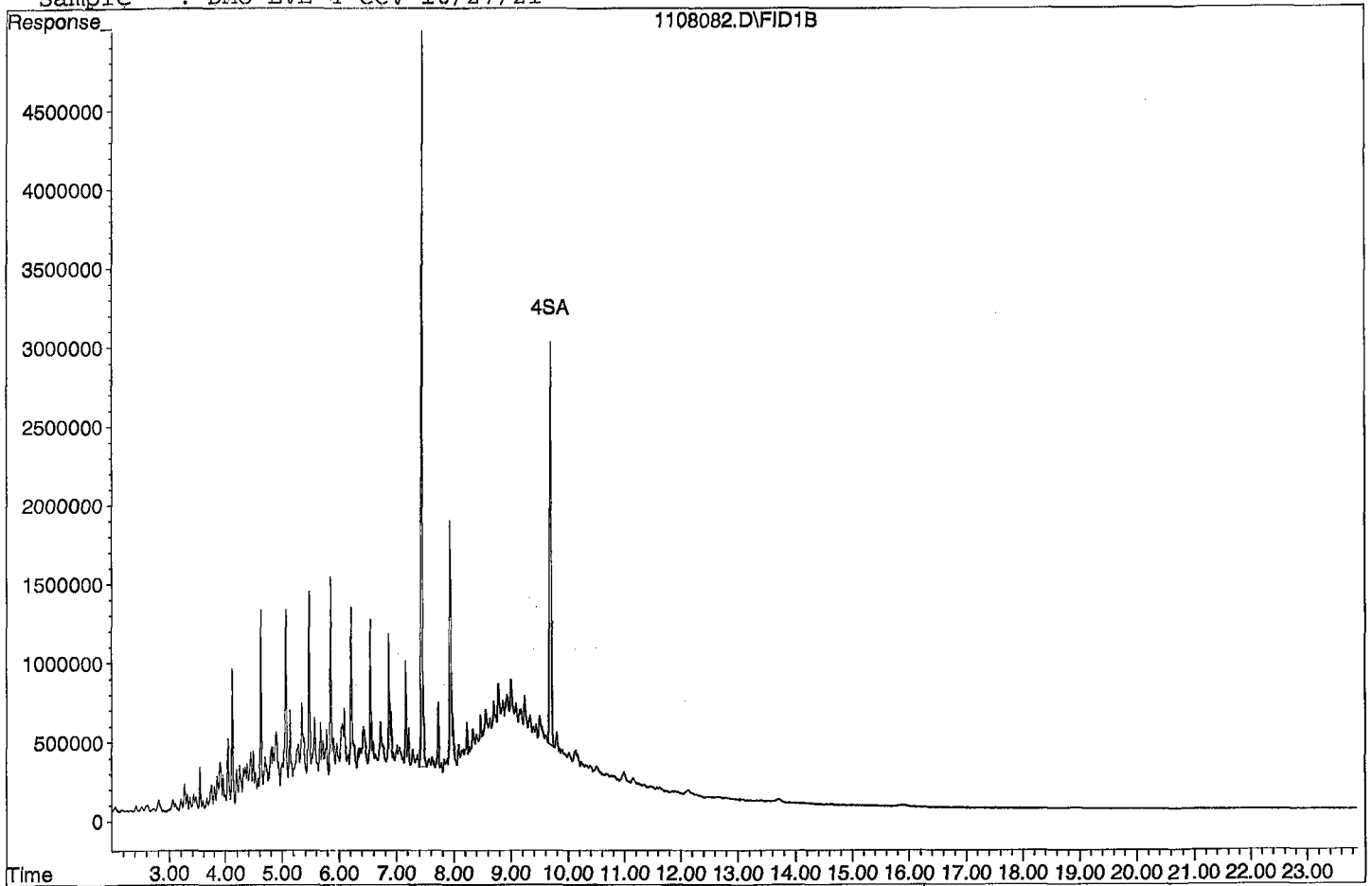
Compound	R.T.	Response	Conc Units

System Monitoring Compounds			
3) SA Ortho-Terphenyl(S)	7.44	72090518	11.525 ppb
Surrogate Spike 30.000		Recovery =	38.42%
4) SA Octacosane(S)	9.69	52984253	11.715 ppb
Surrogate Spike 30.000		Recovery =	39.05%
Target Compounds			
1) HATM Diesel (C10-C24)	6.49	1160073423	230.478 ppb
2) HBTM Motor Oil (C24-C40)	14.96	837656281	236.887 ppb

Target Compounds

Quantitation Report

Data File: G:\APOLLO\DATA\211108\1108082.D
Sample : DMO LVL 4 CCV 10/27/21



ORGANICS
Raw Data

Quantitation Report (QT Reviewed)

Data File : G:\APOLLO\DATA\211108\1108063.D Vial: 63
 Acq On : 11-9-21 14:43:14 Operator: KA
 Sample : BA45115W01 5/1000 Inst : Apollo
 Misc : water Multiplr: 5.00
 IntFile : events.e
 Quant Time: Nov 13 14:21 2021 Quant Results File: DOC1028.RES

Method : G:\APOLLO\DATA\211028\DOC1028.M (Chemstation Integrator)
 Title : 8015 B&C
 Last Update : Fri Nov 12 17:55:30 2021
 Response via : Multiple Level Calibration

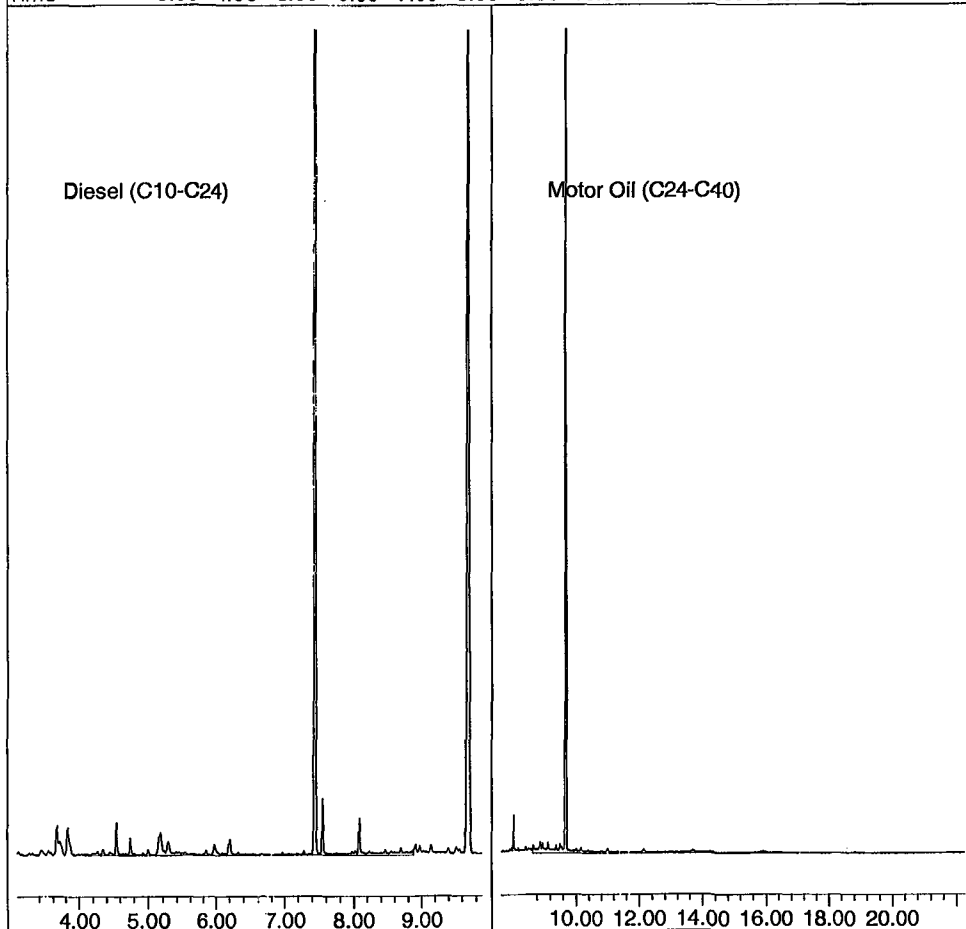
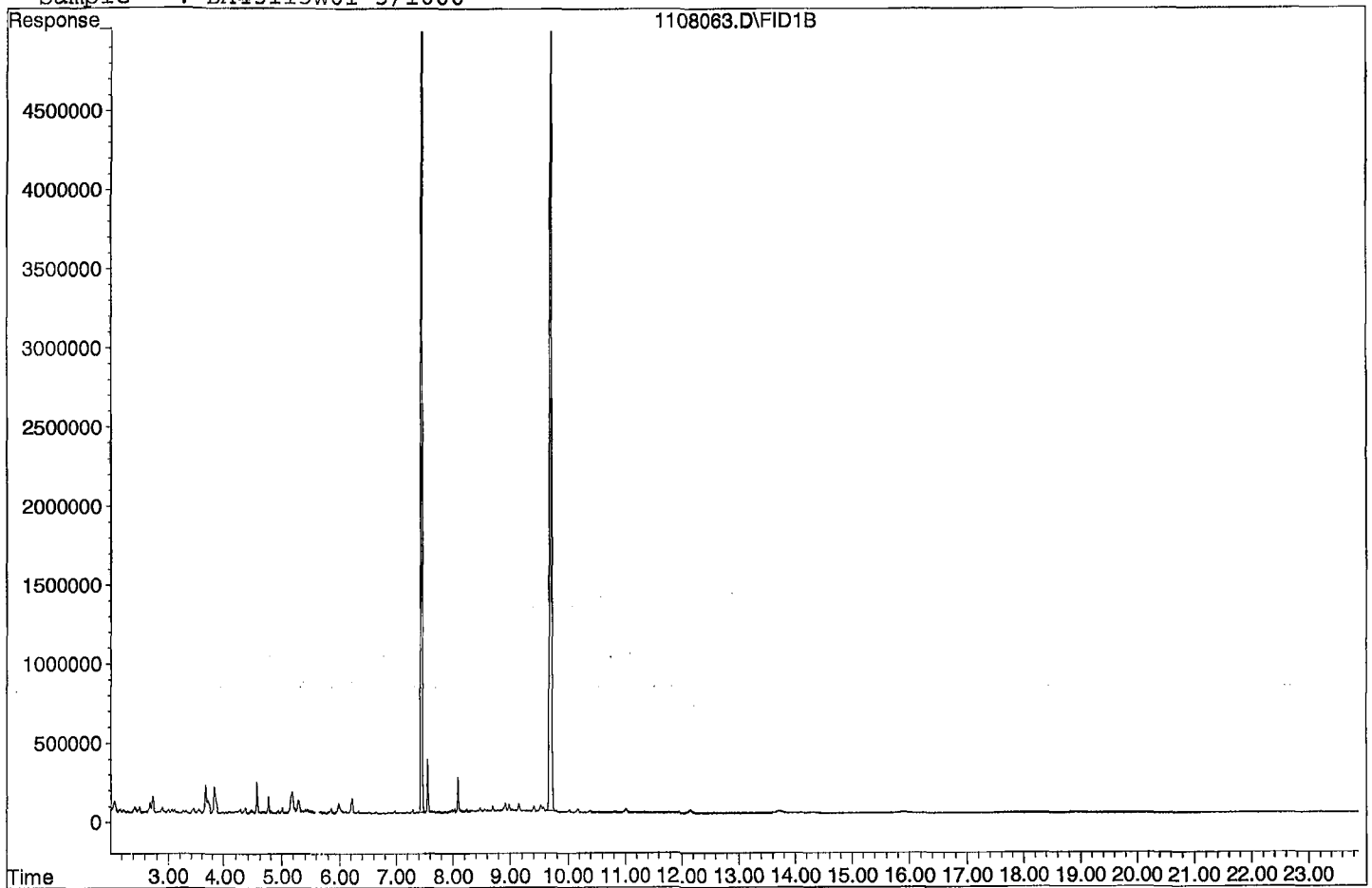
Volume Inj. : 2UL
 Signal Phase : DB-5
 Signal Info : FID02A

Compound	R.T.	Response	Conc Units
System Monitoring Compounds			
3) SA Ortho-Terphenyl (S)	7.44	129471918	103.495 ppb
Surrogate Spike 150.000		Recovery =	69.00%
4) SA Octacosane (S)	9.69	116528604	128.822 ppb
Surrogate Spike 150.000		Recovery =	85.88%
Target Compounds			
1) HATM Diesel (C10-C24)	6.49	50368158	50.035 ppb
2) HBTM Motor Oil (C24-C40)	14.96	63236029	42.845 ppb
Target Compounds			

Quantitation Report

Data File: G:\APOLLO\DATA\211108\1108063.D

Sample : BA45115W01 5/1000



Data File : G:\APOLLO\DATA\211108\1108079.D Vial: 79
 Acq On : 11-9-21 22:14:03 Operator: KA
 Sample : BA45116W01 5/1000 Inst : Apollo
 Misc : water Multiplr: 5.00
 IntFile : events.e
 Quant Time: Nov 13 14:22 2021 Quant Results File: DOC1028.RES

Method : G:\APOLLO\DATA\211028\DOC1028.M (Chemstation Integrator)
 Title : 8015 B&C
 Last Update : Fri Nov 12 17:55:30 2021
 Response via : Multiple Level Calibration

Volume Inj. : 2UL
 Signal Phase : DB-5
 Signal Info : FID02A

Compound	R.T.	Response	Conc Units

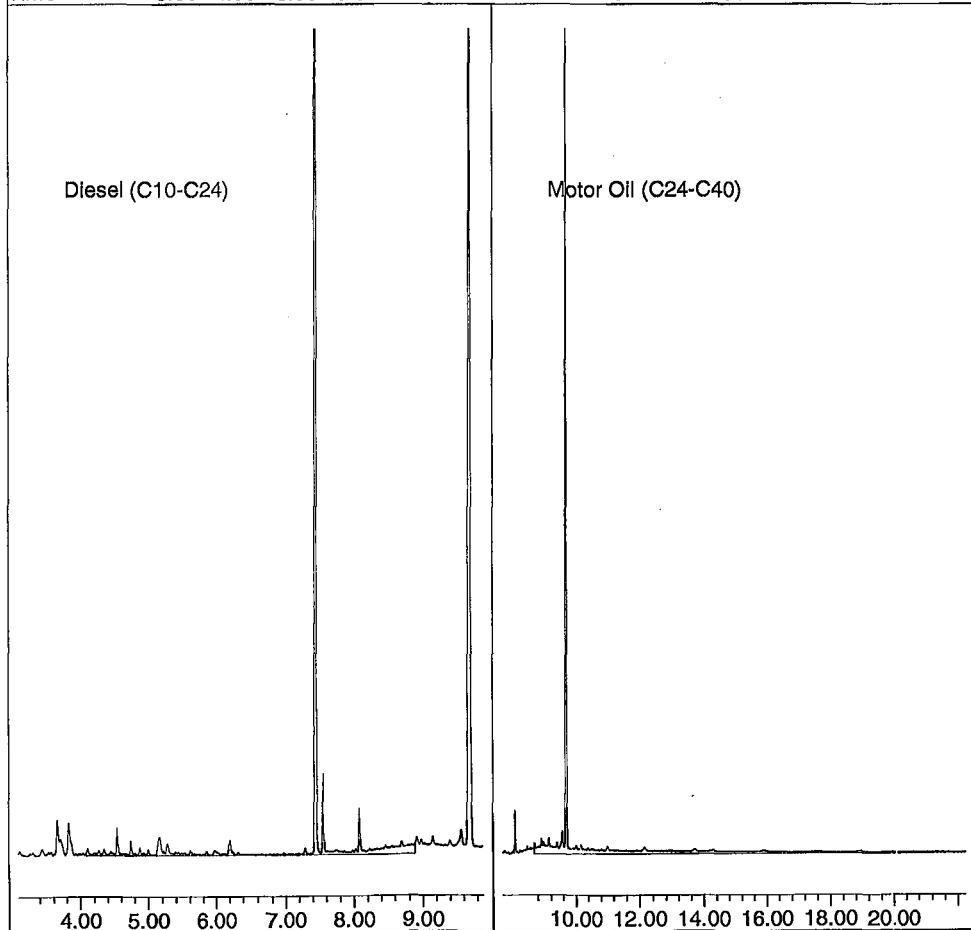
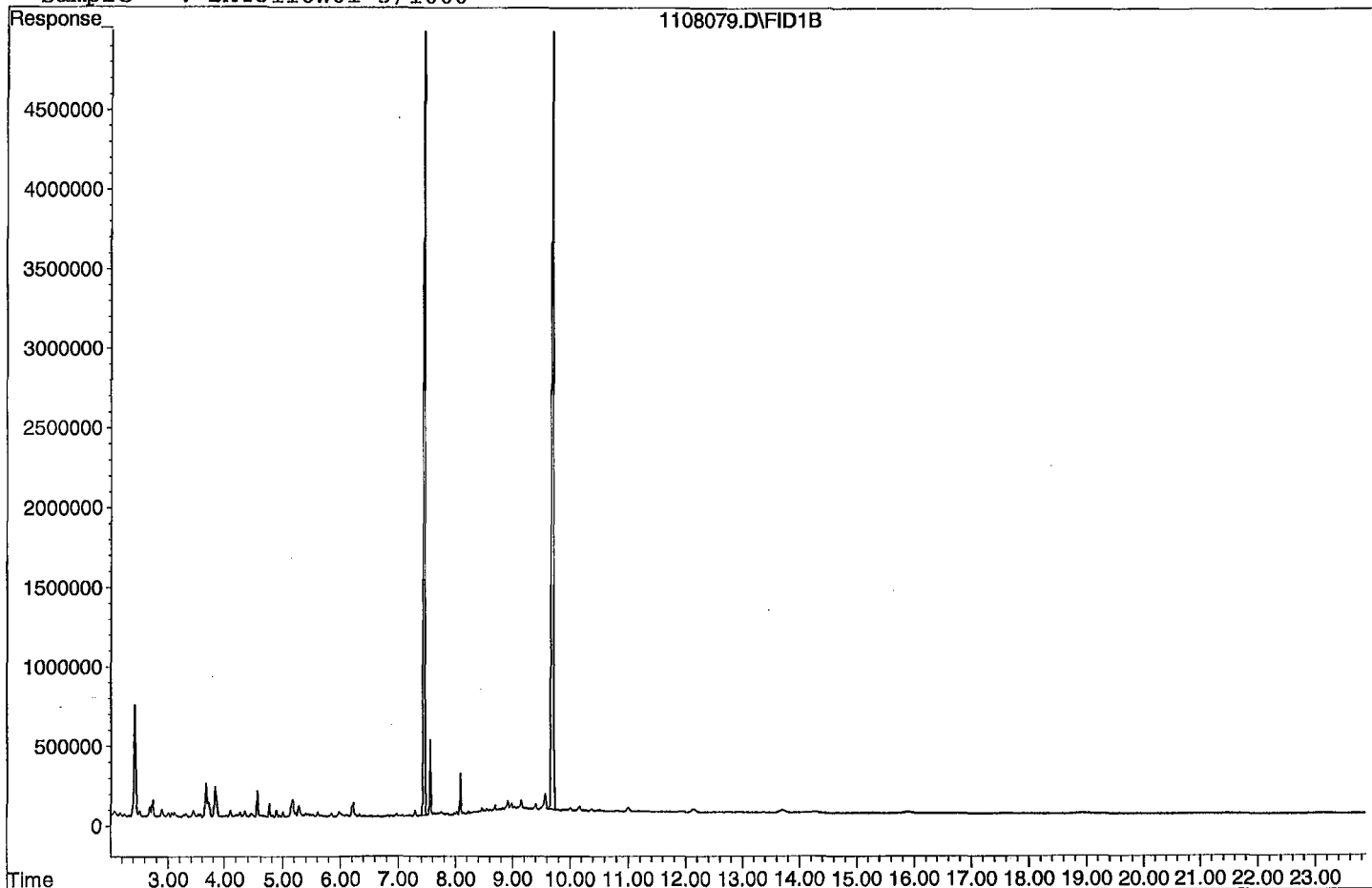
System Monitoring Compounds			
3) SA Ortho-Terphenyl(S)	7.44	134368413	107.409 ppb
Surrogate Spike 150.000		Recovery =	71.61%
4) SA Octacosane(S)	9.69	120126060	132.799 ppb
Surrogate Spike 150.000		Recovery =	88.53%
Target Compounds			
1) HATM Diesel (C10-C24)	6.49	64966906	64.537 ppb
2) HBTM Motor Oil (C24-C40)	14.96	137987748	153.038 ppb

Target Compounds

Quantitation Report

Data File: G:\APOLLO\DATA\211108\1108079.D

Sample : BA45116W01 5/1000



Quantitation Report (QT Reviewed)

Data File : G:\APOLLO\DATA\211108\1108080.D Vial: 80
 Acq On : 11-9-21 22:42:08 Operator: KA
 Sample : BA45117W01 5/1000 Inst : Apollo
 Misc : water Multiplr: 5.00
 IntFile : events.e
 Quant Time: Nov 13 14:22 2021 Quant Results File: DOC1028.RES

Method : G:\APOLLO\DATA\211028\DOC1028.M (Chemstation Integrator)
 Title : 8015 B&C
 Last Update : Fri Nov 12 17:55:30 2021
 Response via : Multiple Level Calibration

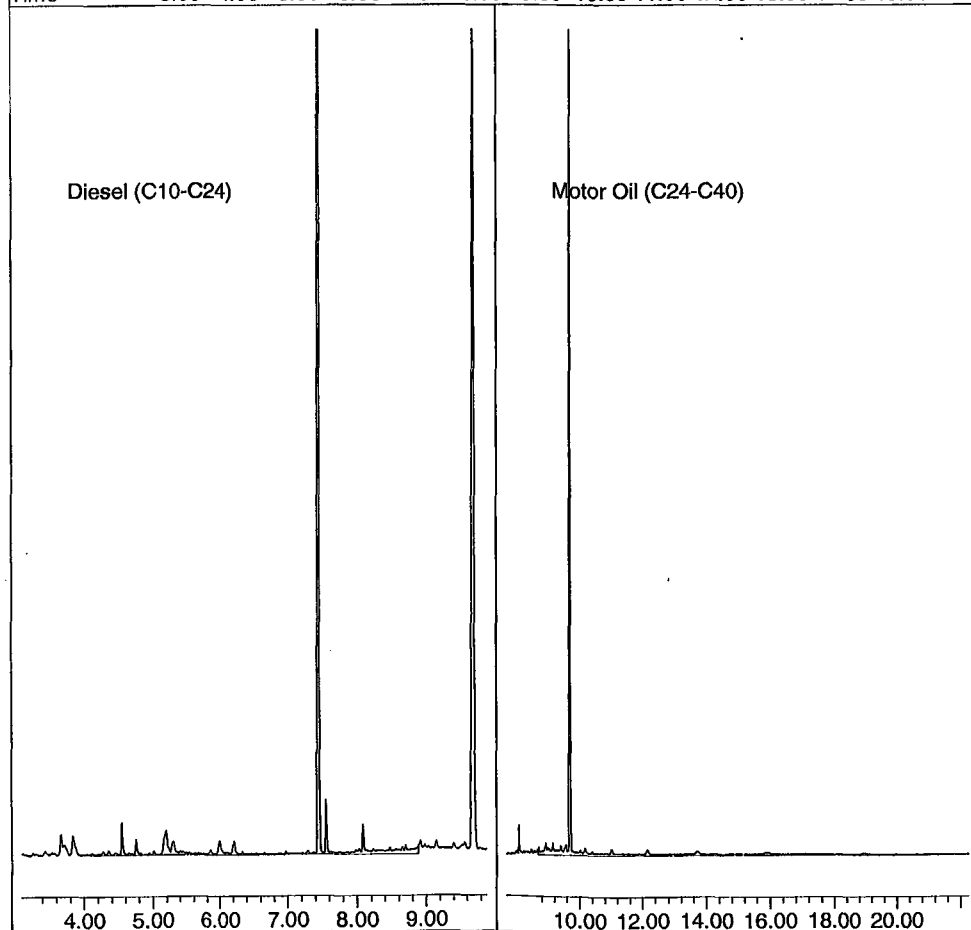
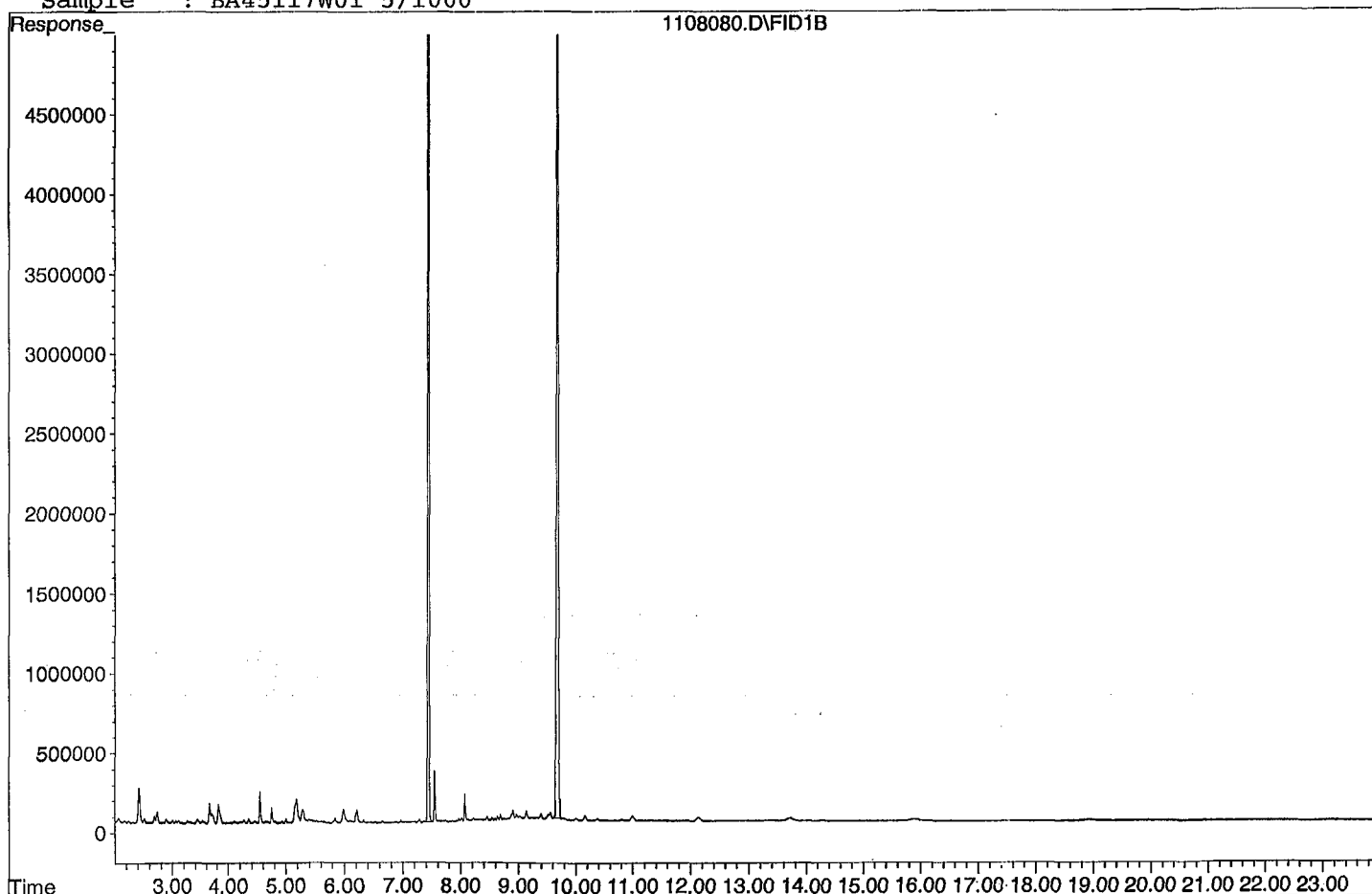
Volume Inj. : 2UL
 Signal Phase : DB-5
 Signal Info : FID02A

Compound	R.T.	Response	Conc Units

System Monitoring Compounds			
3) SA Ortho-Terphenyl(S)	7.44	131697856	105.274 ppb
Surrogate Spike 150.000		Recovery =	70.18%
4) SA Octacosane(S)	9.69	118698940	131.221 ppb
Surrogate Spike 150.000		Recovery =	87.48%
Target Compounds			
1) HATM Diesel (C10-C24)	6.49	55428479	55.061 ppb
2) HBTM Motor Oil (C24-C40)	14.96	86579791	77.256 ppb
Target Compounds			

Quantitation Report

Data File: G:\APOLLO\DATA\211108\1108080.D
Sample : BA45117W01 5/1000



Data File : G:\APOLLO\DATA\211108\1108081.D Vial: 81
 Acq On : 11-9-21 23:10:11 Operator: KA
 Sample : BA45118W01 5/1000 Inst : Apollo
 Misc : water Multiplr: 5.00
 IntFile : events.e
 Quant Time: Nov 13 14:22 2021 Quant Results File: DOC1028.RES

Method : G:\APOLLO\DATA\211028\DOC1028.M (Chemstation Integrator)
 Title : 8015 B&C
 Last Update : Fri Nov 12 17:55:30 2021
 Response via : Multiple Level Calibration

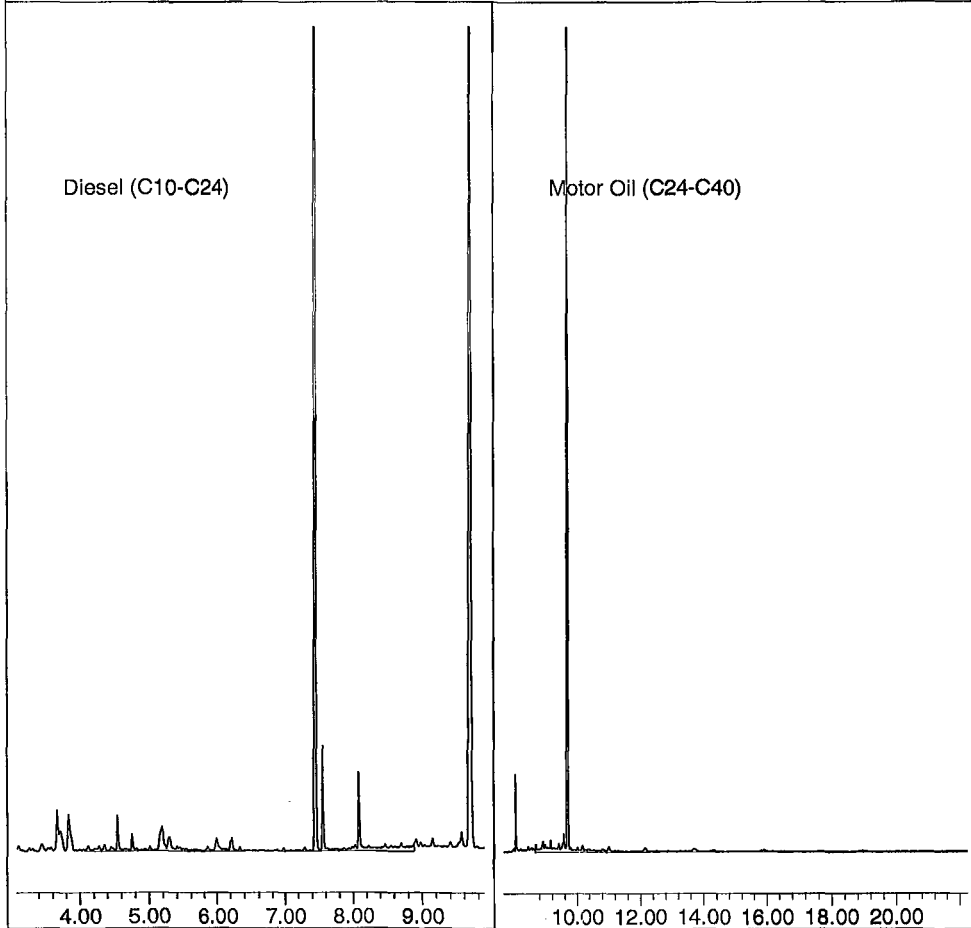
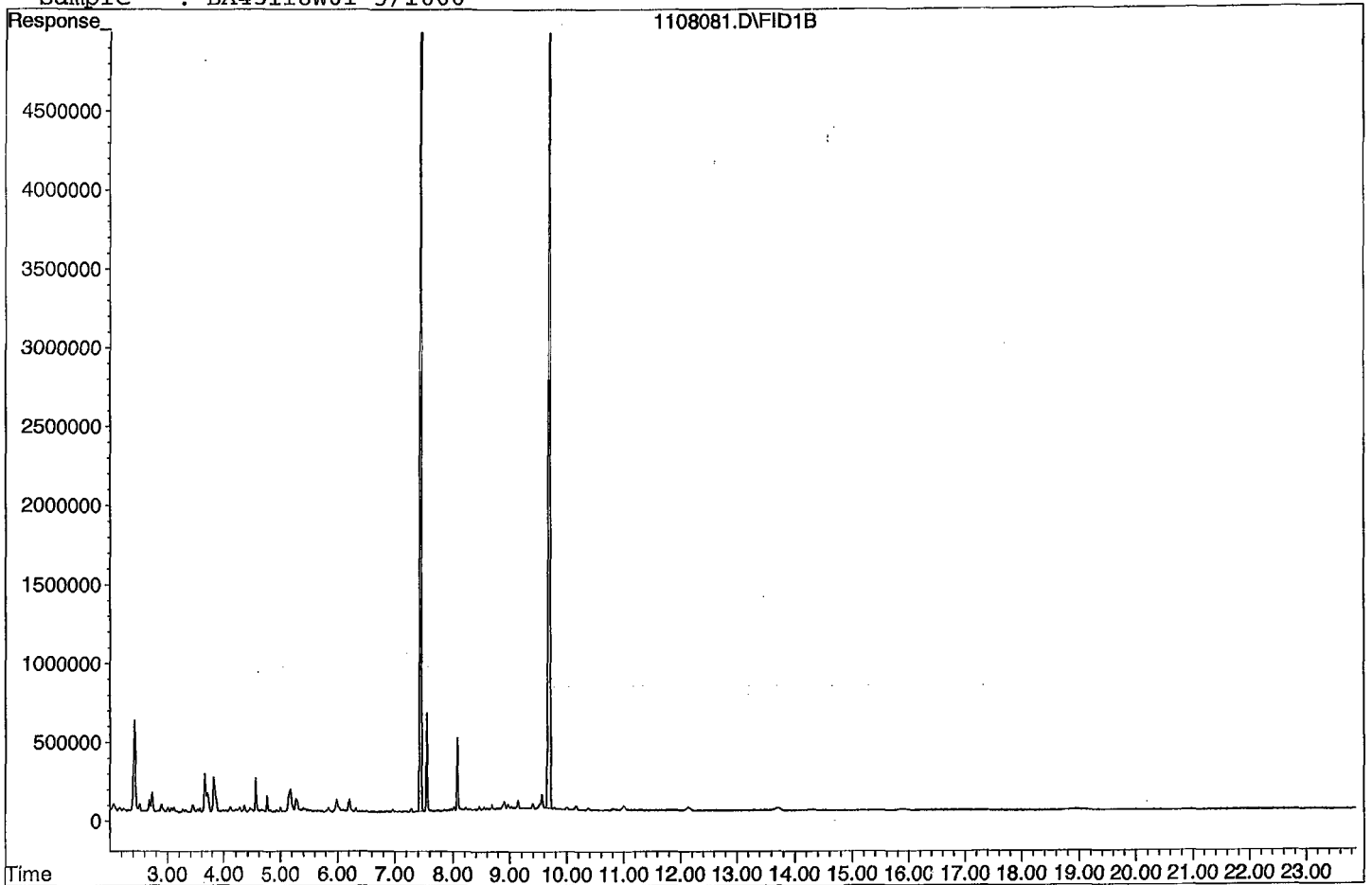
Volume Inj. : 2UL
 Signal Phase : DB-5
 Signal Info : FID02A

Compound	R.T.	Response	Conc Units

System Monitoring Compounds			
3) SA Ortho-Terphenyl(S)	7.44	134938334	107.864 ppb
Surrogate Spike 150.000		Recovery =	71.91%
4) SA Octacosane(S)	9.69	121215510	134.003 ppb
Surrogate Spike 150.000		Recovery =	89.34%
Target Compounds			
1) HATM Diesel (C10-C24)	6.49	64901808	64.472 ppb
2) HBTM Motor Oil (C24-C40)	14.96	67828223	49.614 ppb
Target Compounds			

Quantitation Report

Data File: G:\APOLLO\DATA\211108\1108081.D
Sample : BA45118W01 5/1000



Data File : G:\APOLLO\DATA\211108\1108057.D Vial: 57
 Acq On : 11-9-21 11:54:22 Operator: KA
 Sample : 211105A BLK 5/1000 Inst : Apollo
 Misc : water Multiplr: 5.00
 IntFile : events.e
 Quant Time: Nov 13 14:19 2021 Quant Results File: DOC1028.RES

Method : G:\APOLLO\DATA\211028\DOC1028.M (Chemstation Integrator)
 Title : 8015 B&C
 Last Update : Fri Nov 12 17:55:30 2021
 Response via : Multiple Level Calibration

Volume Inj. : 2UL
 Signal Phase : DB-5
 Signal Info : FID02A

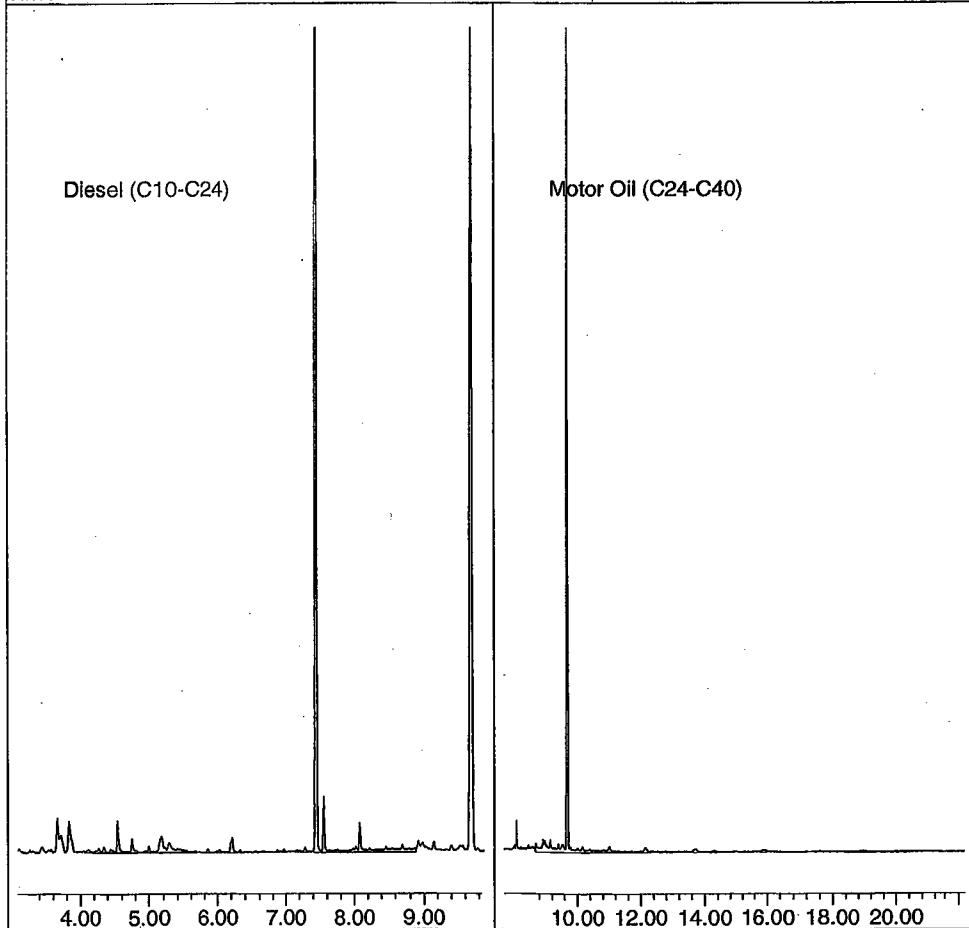
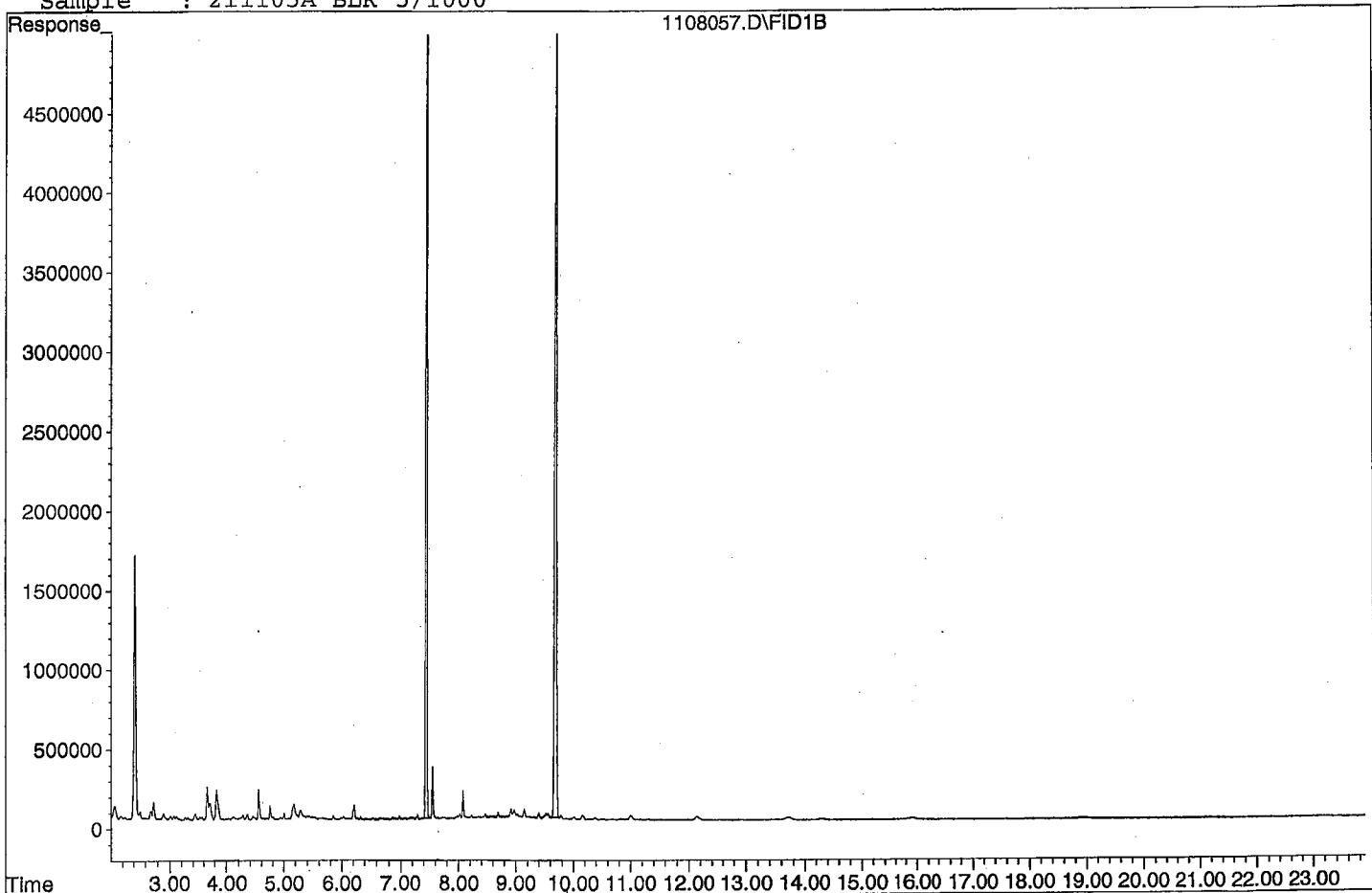
Compound	R.T.	Response	Conc Units
System Monitoring Compounds			
3) SA Ortho-Terphenyl(S)	7.44	129776149	103.738 ppb
Surrogate Spike 150.000		Recovery =	69.16%
4) SA Octacosane(S)	9.69	117312840	129.689 ppb
Surrogate Spike 150.000		Recovery =	86.46%
Target Compounds			
1), HATM Diesel (C10-C24)	6.49	48042318	47.724 ppb
2) HBTM Motor Oil (C24-C40)	14.96	70719469	53.876 ppb

Target Compounds

Quantitation Report

Data File: G:\APOLLO\DATA\211108\1108057.D

Sample : 211105A BLK 5/1000



Data File : G:\APOLLO\DATA\211108\1108058.D Vial: 58
 Acq On : 11-9-21 12:22:28 Operator: KA
 Sample : 211105A LCS-1 5/1000 Inst : Apollo
 Misc : water Multiplr: 5.00
 IntFile : events.e
 Quant Time: Nov 13 14:20 2021 Quant Results File: DOC1028.RES

Method : G:\APOLLO\DATA\211028\DOC1028.M (Chemstation Integrator)
 Title : 8015 B&C
 Last Update : Fri Nov 12 17:55:30 2021
 Response via : Multiple Level Calibration

Volume Inj. : 2UL
 Signal Phase : DB-5
 Signal Info : FID02A

Compound	R.T.	Response	Conc Units
System Monitoring Compounds			
3) SA Ortho-Terphenyl(S)	7.44	127962882	102.288 ppb
Surrogate Spike 150.000		Recovery =	68.19%
4) SA Octacosane(S)	9.69	114623016	126.715 ppb
Surrogate Spike 150.000		Recovery =	84.48%
Target Compounds			
1) HATM Diesel (C10-C24)	6.49	47643019	47.327 ppb
2) HBTM Motor Oil (C24-C40)	14.96	62773293	42.163 ppb
Target Compounds			

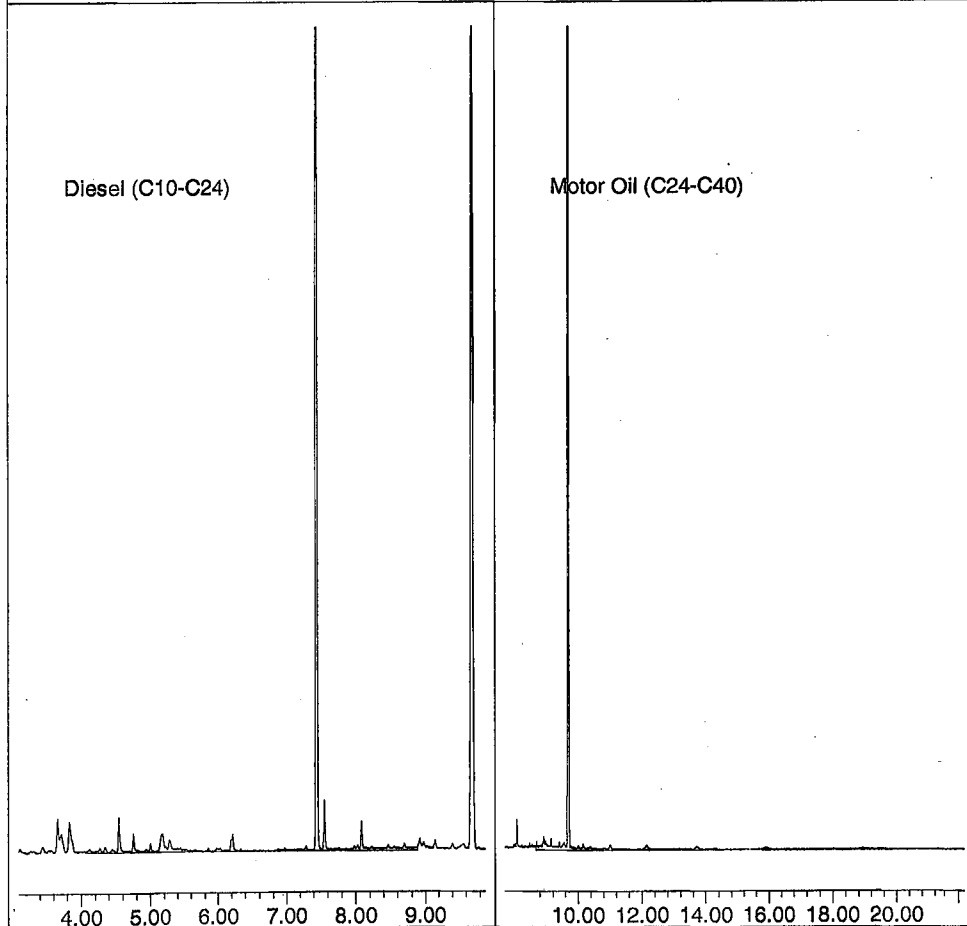
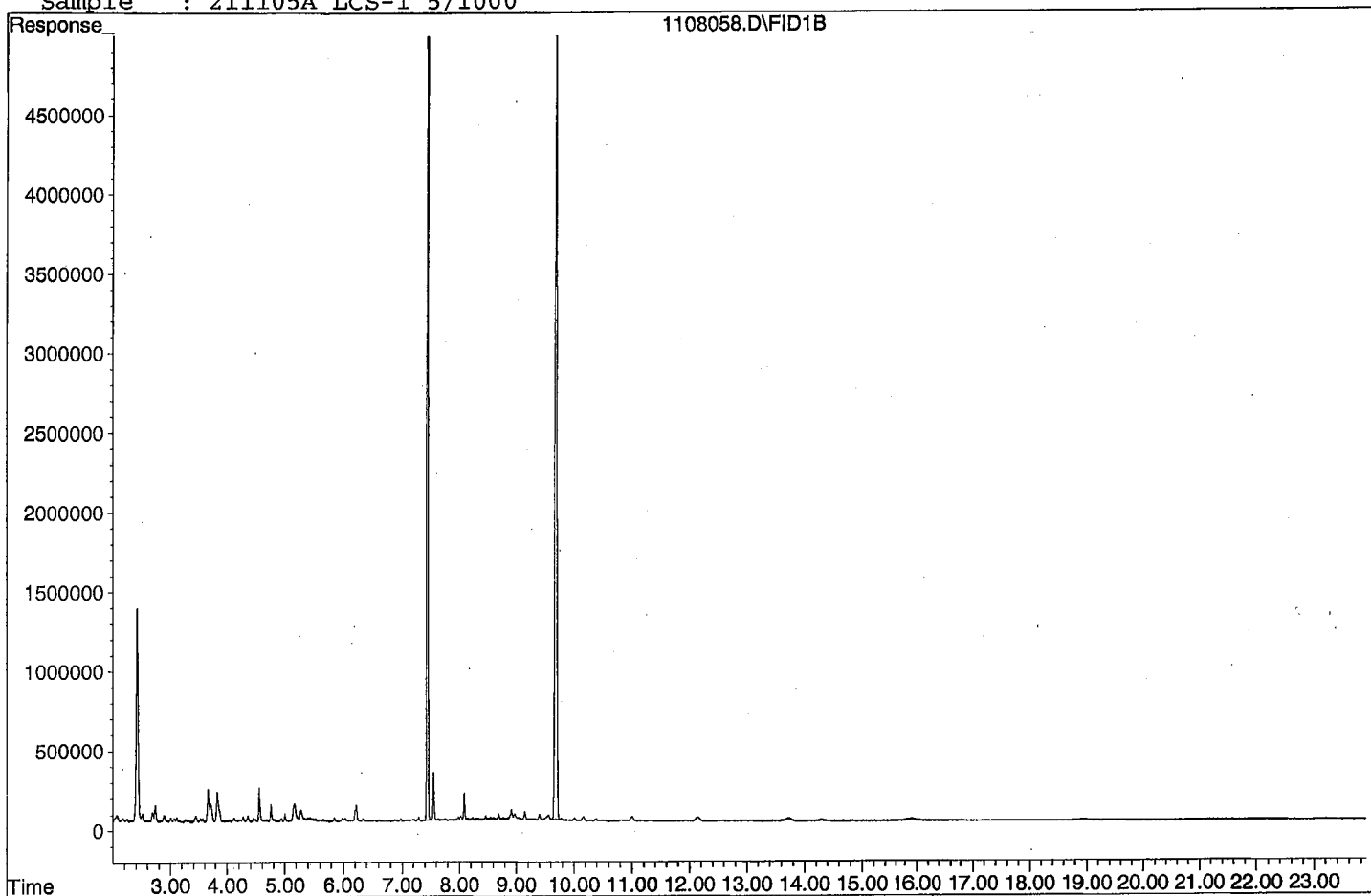
Diesel:

$$\frac{(47643019)(5)}{(25166669)(2)} = \frac{238215095}{50333338} = \boxed{47.327}$$

Quantitation Report

Data File: G:\APOLLO\DATA\211108\1108058.D

Sample : 211105A LCS-1 5/1000



Data File : G:\APOLLO\DATA\211108\1108059.D Vial: 59
 Acq On : 11-9-21 12:50:33 Operator: KA
 Sample : 211105 LCSD-1 5/1000 Inst : Apollo
 Misc : water Multiplr: 5.00
 IntFile : events.e
 Quant Time: Nov 13 14:20 2021 Quant Results File: DOC1028.RES

Method : G:\APOLLO\DATA\211028\DOC1028.M (Chemstation Integrator)
 Title : 8015 B&C
 Last Update : Fri Nov 12 17:55:30 2021
 Response via : Multiple Level Calibration

Volume Inj. : 2UL
 Signal Phase : DB-5
 Signal Info : FID02A

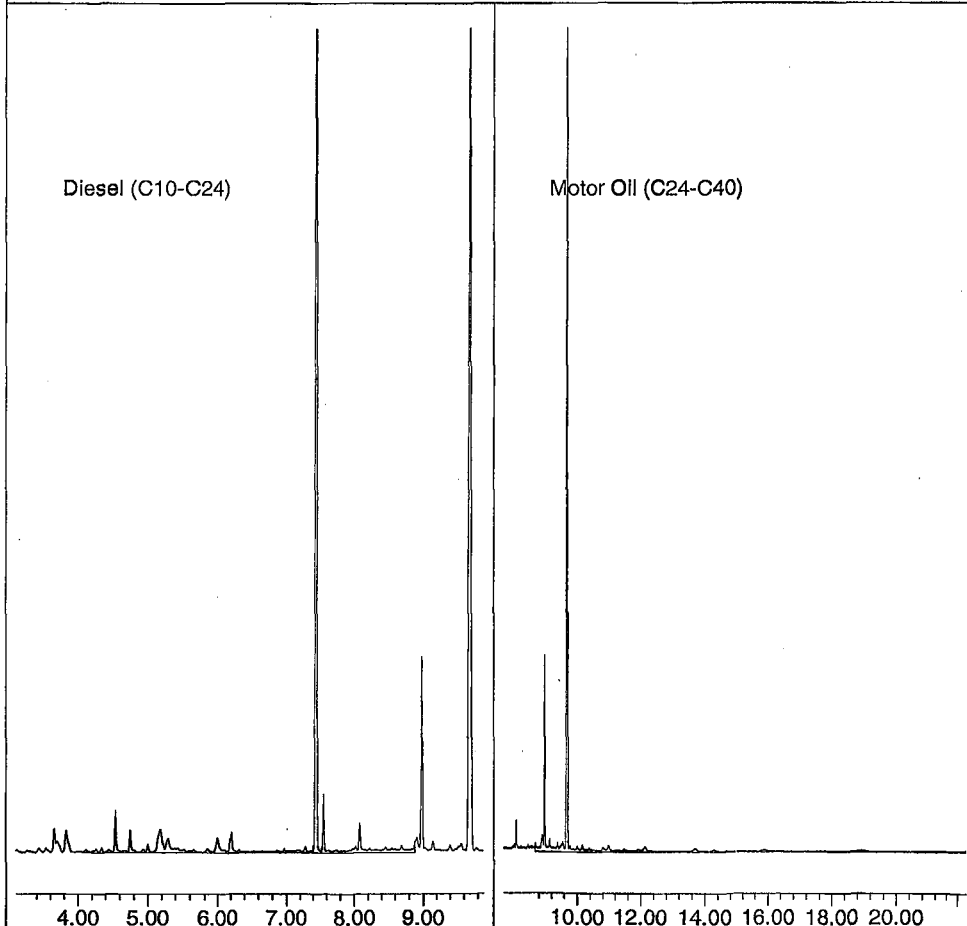
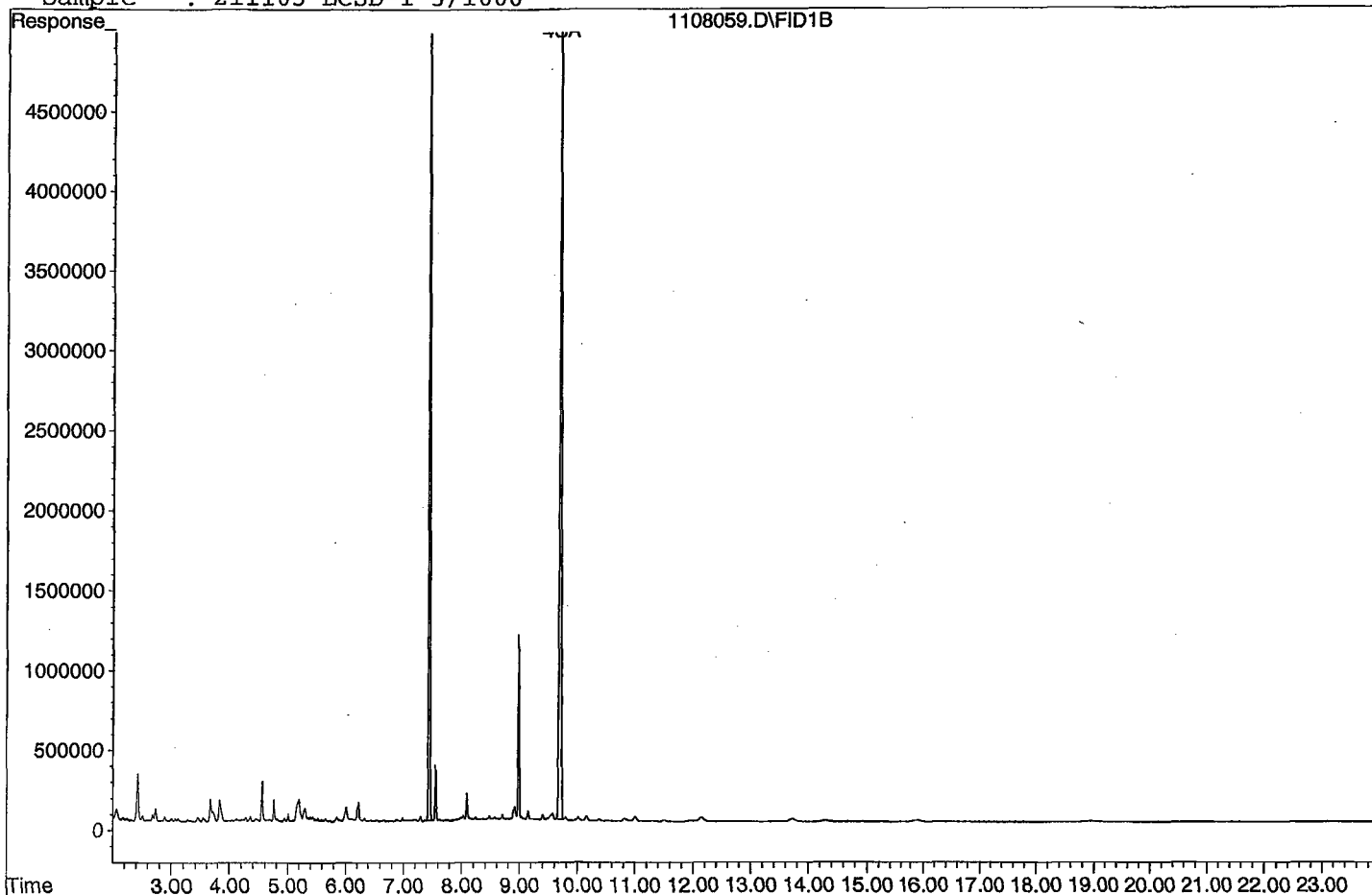
Compound	R.T.	Response	Conc Units
System Monitoring Compounds			
3) SA Ortho-Terphenyl(S)	7.44	118214918	94.496 ppb
Surrogate Spike 150.000		Recovery =	63.00%
4) SA Octacosane(S)	9.69	106718485	117.977 ppb
Surrogate Spike 150.000		Recovery =	78.65%
Target Compounds			
1) HATM Diesel (C10-C24)	6.49	60814702	60.412 ppb
2) HBTM Motor Oil (C24-C40)	14.96	91490342	84.495 ppb

Target Compounds

Quantitation Report

Data File: G:\APOLLO\DATA\211108\1108059.D

Sample : 211105 LCSD-1 5/1000



Diesel / Motor Oil Calibration Curve

Prepared: 10/28/2021

Expires: 5/31/2026

Prepared By (Initials): KA

Methylene

e

Chloride

Lot No. 61117

Initial Standard Information						Final Standard				
Name of Initial Standard (QAU Label)	Supplier	Conc. (ug/mL)	APPL Mix Name	Reference to APPL Prep Date and Lot #'s	Exp. Date	Exp. Date (Manufacturer)	Aliquot From Stock	Final Volume	Solvent	Final Standard Conc. (ug/mL)
Diesel / Motor Oil - 2	APPL	10	Diesel / Motor Oil - 1	Prep'd: 10/6/21 A0164485-52822, A0168842-52820, A0166510-52817 CL16883-52835	See man. Exp date	10/31/2027 12/31/2027 5/31/2026	100uL	200uL	MC	5
Diesel / Motor Oil - 3		50	Diesel / Motor Oil - 2				200uL	1mL	MC	10
Diesel / Motor Oil Calibration STD	Restek	2,000	Diesel / Motor Oil - 3				25uL	1mL	MC	50
			Diesel / Motor Oil - 4				125uL	1mL	MC	250
			Diesel / Motor Oil - 5				500uL	1mL	MC	1000
			Diesel / Motor Oil - 6				750uL	1mL	MC	1500
			Diesel / Motor Oil - 7				100uL	100uL	N/A	2,000

Diesel / Motor Oil Second Source

Prepared: 10/28/2021

Expires: 10/28/2024

Prepared By (Initials): KA

Methylen

e

Chloride

Lot No. 61117

Initial Standard Information							Final Standard			
Name of Initial Standard (QAU Label)	Supplier	Supplier Part No.	Conc. (ug/mL)	Lot Number - QA Number	Exp. Date (1 yr.)	Exp. Date (Manufacturer)	Aliquot From Stock	Final Volume	Solvent	Final Standard Conc. (ug/mL)
Diesel Fuel #2 Second Source	Phenova	ALO-101287	50,000	CL16477-52980	See man. Exp date	2/28/2027	50uL	10mL	MC	250
Motor Oil Second Source	Absolute	51094	50,000	102819-52981		10/28/2024	50uL			

Diesel / Motor Oil CCV

Prepared: 10/27/2021

Expires: 5/31/2026

Prepared By (Initials): KA

Methylen

e

Chloride

Lot No. 61117

Initial Standard Information							Final Standard			
Name of Initial Standard (QAU Label)	Supplier	APPL Mix Name	Conc. (ug/mL)	Reference to APPL Prep Date and Lot #'s	Exp. Date	Exp. Date (Manufacturer)	Aliquot From Stock	Final Volume	Solvent	Final Standard Conc. (ug/mL)
Diesel / Motor Oil STD	Restek	Diesel / Motor Oil CCV	2,000	Perp'd: 10/06/21 A0164485-52822, A0168842-52820, A0166510-52817, CL16893-52835	See man. Exp date	10/31/2027 12/31/2027 5/31/2026	1250uL	10mL	MC	250

THC Surrogate

Prepared: 10/29/2021

LS

Expires: 5/31/2026

Initial Standard Information							Final Standard			
Name of Initial Standard (QAU Label)	Supplier	Supplier Part No.	Conc. (ug/mL)	Lot Number - QA Number	Exp. Date (1 yr.)	Exp. Date (Manufacturer)	Aliquot From Stock	Final Volume	Solvent	Final Standard Conc. (ug/mL)
O-terphenyl / Octacosane Mix	Phenova	ALO-130161	600	CL16893-52841	See ma. Date	5/31/2026	N/A	N/A	N/A	600

Organic Extraction Worksheet

Method	Continuous Liq/Liq TPH-Diesel/MO 3520C	Extraction Set	211105A	Extraction Method	LIQ005	Units	mL
Spiked ID 1		Surrogate ID 1	THC Surrogate 10/29/21-10/29/22				
Spiked ID 2		Surrogate ID 2					
Spiked ID 3		Surrogate ID 3					
Spiked ID 4		Surrogate ID 4					
Spiked ID 5		Surrogate ID 5					
Spiked ID 6		Sufficient Vol for Matrix QC:		NO			
Spiked ID 7		Ext. Start Time:		11/05/21 14:30			
Spiked ID 8		Ext. End Time:		11/08/21 12:05			
		GC Requires Extract By:					
pH1	2	11/05/21 13:50	Water Bath Temp 1 °C	40/ 39.1 °C			
pH2			Water Bath Temp 2 °C	37/ 38.1			
pH3			Water Bath Temp 3 °C	40/ 39.1 °C			

Spiked By: KY

Date 11/5/2021 1:55:00 PM

Witnessed By: AGM

Date 11/5/2021 1:55:00 PM

Sample	Sample Container	Spike Amount	Spike ID	Surrogate Amount	Surrogate ID	Extract Amount	Final Volume	pH	Extract Date/Time	Comments
1211105A Blk				0.250	1	1000	5	2	11/05/21 13:55	
						equip				
2211105A LCS-1		1		0.250	1	1000	5	2	11/05/21 13:55	
						equip				
3211105A LCSD-1		1		0.250	1	1000	5	2	11/05/21 13:55	
						equip				
4BA45102	BA45102W01			0.250	1	1000	5	2	11/05/21 13:55	98098
						equip				
5BA45103	BA45103W01			0.250	1	1000	5	2	11/05/21 13:55	98098
						equip				
6BA45106	BA45106W01			0.250	1	1000	5	2	11/05/21 13:55	98097
						equip				
7BA45115	BA45115W01			0.250	1	1000	5	2	11/05/21 13:55	98096
						equip				
8BA45116	BA45116W01			0.250	1	1000	5	2	11/05/21 13:55	98096
						equip				
9BA45117	BA45117W01			0.250	1	1000	5	2	11/05/21 13:55	98096
						equip				
10BA45118	BA45118W01			0.250	1	1000	5	2	11/05/21 13:55	98096
						equip				

Solvent and Lot#	
1+1 HCL (5mLs)	60358
PH Strips	HC155968
Dicholormethane	61117
Filter Paper	1441-150
Sodium Sulfate	2021071206

Extraction COC Transfer	
Extraction lab employee Initials	
GC analyst's initials	CW
Date	11/8/21
Time	14:20
Refrigerator	Hobart

Technician's Initials	
Scanned By	KY
Sample Preparation	KY
Extraction	KY, AGM
Concentration	SR
Modified	11/5/2021 1:26:26 PM

Reviewed By:

Date

Injection Log

Directory: G:\APOLLO\DATA\211028\

Line	Vial	FileName	Multiplier	SampleName	Misc Info	Injected
1	3	1028003.D	1	DMO STD 1 10/28/21	water	10-28-21 9:19:03
2	4	1028004.D	1	DMO STD 2 10/28/21	water	10-28-21 9:47:06
3	5	1028005.D	1	DMO STD 3 10/28/21	water	10-28-21 10:15:13
4	6	1028006.D	1	DMO STD 4 10/28/21	water	10-28-21 10:43:31
5	7	1028007.D	1	DMO STD 5 10/28/21	water	10-28-21 11:11:42
6	8	1028008.D	1	DMO STD 6 10/28/21	water	10-28-21 11:39:55
7	9	1028009.D	1	DMO STD 7 10/28/21	water	10-28-21 12:08:10
8	10	1028010.D	1	DMO Second Source 10/28/21	water	10-28-21 12:36:26
9	56	1108056.D	1	DMO LVL 4 CCV 10/27/21	water	11-9-21 11:26:11
10	57	1108057.D	5	211105A BLK 5/1000	water	11-9-21 11:54:22
11	58	1108058.D	5	211105A LCS-1 5/1000	water	11-9-21 12:22:28
12	59	1108059.D	5	211105 LCSD-1 5/1000	water	11-9-21 12:50:33
13	63	1108063.D	5	BA45115W01 5/1000	water	11-9-21 14:43:14
14	73	1108073.D	1	DMO LVL 4 CCV 10/27/21	water	11-9-21 19:25:40
15	79	1108079.D	5	BA45116W01 5/1000	water	11-9-21 22:14:03
16	80	1108080.D	5	BA45117W01 5/1000	water	11-9-21 22:42:08
17	81	1108081.D	5	BA45118W01 5/1000	water	11-9-21 23:10:11
18	82	1108082.D	1	DMO LVL 4 CCV 10/27/21	water	11-9-21 23:38:16

ORGANICS
Calibration Data

PAH by GCMS SIM
EPA 8270 SIM

Form 6
Initial Calibration

Lab Name: APPL, Inc.

SDG No: _____

Case No: _____

Initial Cal. Date: 10/19/2021

Matrix: _____

Instrument: KYLO

Initials: LS

1019K002.D 1019K003.D 1019K004.D 1019K005.D 1019K006.D 1019K007.D 1019K008.D 1019K009.D

		Compound	0.1	0.2	0.5	1	5	10	50	100		Avg	%RSD	Type	r ²	Q	MRF
1	I	Napthalene-D8(IS)															
2	TM	Naphthalene	1.428	1.402	1.354	1.336	1.308	1.289	1.172	1.100		1.3	8.6	TM			0.700
3	S	2-Methylnaphthalene-D10 (2M)	1.359	1.337	1.324	1.305	1.316	1.159	1.222	1.192		1.3	5.9	S			
4	TM	2-Methylnaphthalene	0.7868	0.7804	0.7756	0.7764	0.7886	0.7810	0.7175	0.6825		0.76	5.1	TM			0.400
5	TM	1-Methylnaphthalene	0.8005	0.7905	0.7931	0.7961	0.7922	0.7806	0.7122	0.6797		0.77	6.0	TM			
6	I	Acenaphthene-D10(IS)															
7	TM	Acenaphthylene	5.288	5.373	5.323	5.258	5.439	5.405	4.863	4.456		5.2	6.6	TM			0.900
8	*TM	Acenaphthene	1.497	1.444	1.402	1.372	1.398	1.381	1.266	1.207		1.4	6.8	*TM			0.900
9	TM	Fluorene	1.615	1.645	1.600	1.590	1.642	1.640	1.521	1.456		1.6	4.2	TM			0.900
10	I	Phenanthrene-D10(IS)															
11	TM	Phenanthrene	1.510	1.398	1.383	1.377	1.403	1.374	1.309	1.253		1.4	5.4	TM			0.700
12	TM	Anthracene	1.298	1.273	1.300	1.300	1.352	1.349	1.285	1.240		1.3	2.8	TM			0.700
13	S	Fluoranthene-D10 (FRT)	2.023	1.976	1.895	1.904	2.032	1.918	1.953	1.890		1.9	2.9	S			
14	*TM	Fluoranthene	2.169	2.135	2.136	2.147	2.255	2.226	2.086	1.944		2.1	4.4	*TM			0.600
15	I	Chrysene-D12(IS)															
16	TM	Pyrene	1.986	2.033	1.960	1.958	1.948	1.927	1.782	1.720		1.9	5.6	TM			0.600
17	TM	Benz (a) anthracene	1.473	1.441	1.379	1.381	1.401	1.420	1.370	1.344		1.4	3.0	TM			0.800
18	TM	Chrysene	1.754	1.672	1.608	1.574	1.554	1.516	1.410	1.375		1.6	8.1	TM			0.700
19	TML	Indeno (1,2,3-cd) pyrene	1.687	1.326	1.360	1.404	1.015	1.052	1.169	1.168		1.3	17	TM	1.000		0.500
20	I	Perylene-D12(IS)															
21	TM	Benzo (b) fluoranthene	1.268	1.292	1.301	1.356	1.511	1.514	1.537	1.485		1.4	8.1	TM			0.700
22	TM	Benzo (k) fluoranthene	1.593	1.558	1.636	1.632	1.670	1.730	1.578	1.484		1.6	4.6	TM			0.700
23	*TM	Benzo (a) pyrene	1.254	1.223	1.224	1.265	1.442	1.484	1.454	1.383		1.3	8.3	*TM			0.700
24	TM	Dibenz (a,h) anthracene	1.360	1.209	1.221	1.273	1.398	1.395	1.399	1.353		1.3	6.0	TM			0.400
25	TM	Benzo (g,h,i) perylene	1.457	1.403	1.410	1.405	1.496	1.517	1.462	1.394		1.4	3.2	TM			0.500
26																	
27																	
28																	
29																	
30																	
31																	
32																	
33																	
34																	
35																	

Data File : M:\KYLO\DATA\211019\1019K002.D Vial: 2
 Acq On : 19 Oct 21 14:09 Operator: LS
 Sample : 0.1 ug/ml 10/13/21 Inst : KYLO
 Misc : Multiplr: 1.00

Quant Time: Oct 19 15:48 2021 Quant Results File: K1019.RES

Quant Method : M:\KYLO\DATA\211019\K1019.M (RTE Integrator)
 Title : EPA 8270
 Last Update : Tue Oct 19 16:47:23 2021
 Response via : Initial Calibration
 DataAcq Meth : SIM_2

Internal Standards	R.T.	QIon	Response	Conc	Units	Dev(Min)
1) Naphthalene-D8 (IS)	3.92	136	10962	2.50000	ppb	0.00
6) Acenaphthene-D10 (IS)	5.86	164	5295	2.50000	ppb	0.00
10) Phenanthrene-D10 (IS)	7.56	188	8379	2.50000	ppb	0.00
15) Chrysene-D12 (IS)	10.63	240	9693	2.50000	ppb	0.01
20) Perylene-D12 (IS)	12.84	264	9009	2.50000	ppb	0.01
System Monitoring Compounds						
3) 2-Methylnaphthalene-D10 (2)	4.66	152	298	0.05323	ppb	0.00
Spiked Amount	5.000		Recovery	=	1.060%	
13) Fluoranthene-D10 (FRT)	8.94	212	339	0.05190	ppb	0.01
Spiked Amount	5.000		Recovery	=	1.040%	
Target Compounds						
2) Naphthalene	3.94	128	626	0.10994	ppb	99
4) 2-Methylnaphthalene	4.69	142	345	0.10338	ppb	100
5) 1-Methylnaphthalene	4.80	142	351	0.10422	ppb	99
7) Acenaphthylene	5.70	152	1120	0.10217	ppb	100
8) Acenaphthene	5.89	154	317	0.10918	ppb	99
9) Fluorene	6.49	166	342	0.10165	ppb	96
11) Phenanthrene	7.59	178	506	0.10973	ppb	100
12) Anthracene	7.65	178	435	0.09988	ppb	97
14) Fluoranthene	8.96	202	727	0.10149	ppb	98
16) Pyrene	9.22	202	770	0.10375	ppb	99
17) Benz (a) anthracene	10.62	228	571	0.10510	ppb	99
18) Chrysene	10.66	228	680	0.11258	ppb	96
19) Indeno (1,2,3-cd) pyrene	14.41	276	654	0.33399	ppb	# 88
22) Benzo (k) fluoranthene	12.21	252	574	-0.45104	ppb	97
23) Benzo (a) pyrene	12.75	252	452	-0.17190	ppb	95
24) Dibenz (a,h) anthracene	14.45	278	490	-0.04905	ppb	95
25) Benzo (g,h,i) perylene	14.71	276	525	-0.23039	ppb	98

Quantitation Report

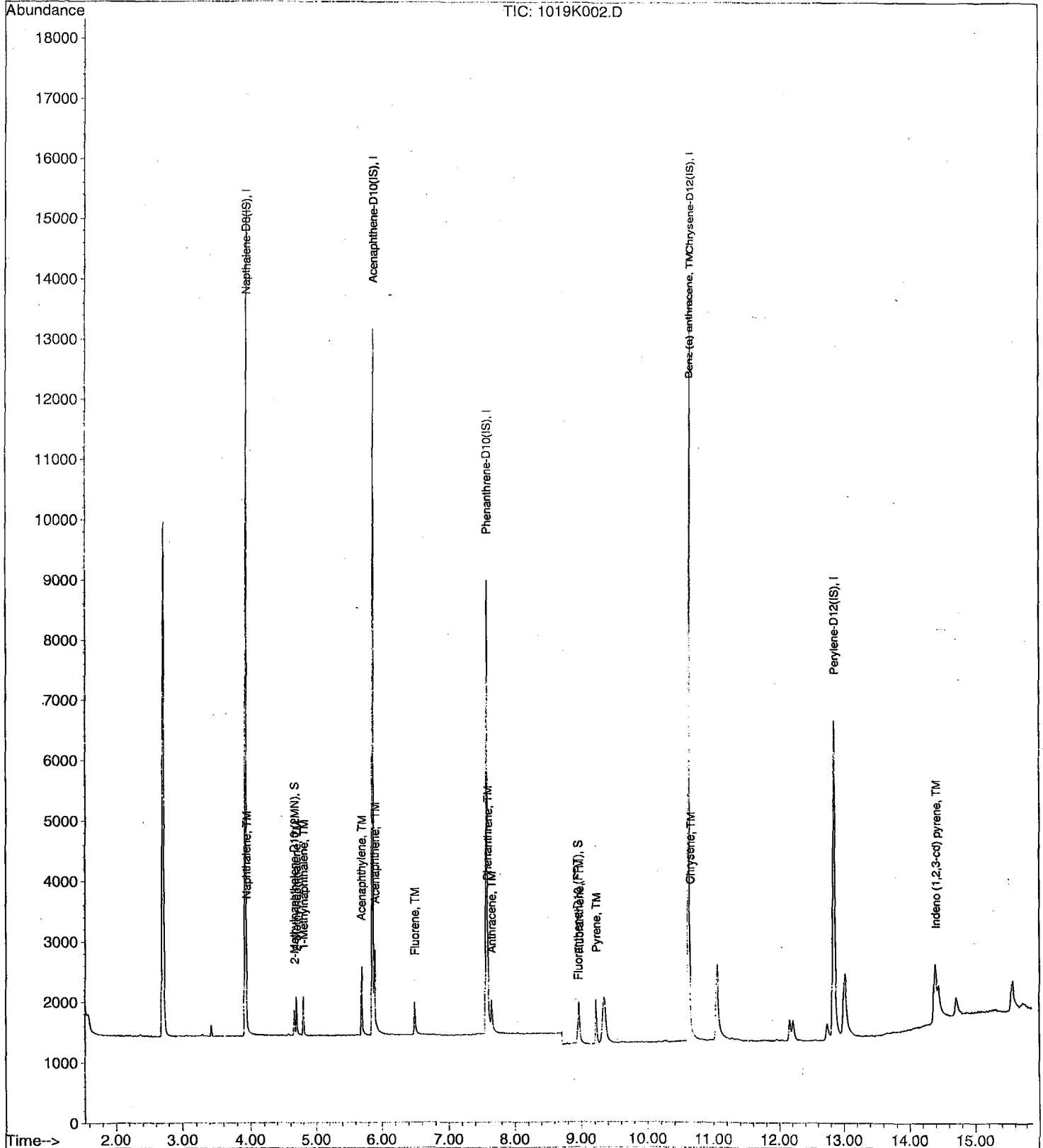
Data File : M:\KYLO\DATA\211019\1019K002.D
Acq On : 19 Oct 21 14:09
Sample : 0.1 ug/ml 10/13/21
Misc :

Vial: 2
Operator: LS
Inst : KYLO
Multiplr: 1.00

Quant Time: Oct 19 15:48 2021

Quant Results File: K1019.RES

Method : M:\KYLO\DATA\211019\K1019.M (RTE Integrator)
Title : EPA 8270
Last Update : Tue Nov 09 10:14:45 2021
Response via : Initial Calibration



Data File : M:\KYLO\DATA\211019\1019K003.D
 Acq On : 19 Oct 21 14:29
 Sample : 0.2 ug/ml 10/13/21
 Misc :

Vial: 3
 Operator: LS
 Inst : KYLO
 Multiplr: 1.00

Quant Time: Oct 19 15:48 2021

Quant Results File: K1019.RES

Quant Method : M:\KYLO\DATA\211019\K1019.M (RTE Integrator)
 Title : EPA 8270
 Last Update : Tue Oct 19 16:47:23 2021
 Response via : Initial Calibration
 DataAcq Meth : SIM_2

Internal Standards	R.T.	QIon	Response	Conc	Units	Dev(Min)
1) Napthalene-D8 (IS)	3.92	136	11180	2.50000	ppb	0.00
6) Acenaphthene-D10 (IS)	5.86	164	5495	2.50000	ppb	0.00
10) Phenanthrene-D10 (IS)	7.56	188	8995	2.50000	ppb	0.00
15) Chrysene-D12 (IS)	10.63	240	9881	2.50000	ppb	0.01
20) Perylene-D12 (IS)	12.84	264	8688	2.50000	ppb	0.01
System Monitoring Compounds						
3) 2-Methylnaphthalene-D10 (2)	4.66	152	598	0.10474	ppb	0.00
Spiked Amount	5.000		Recovery	=	2.100%	
13) Fluoranthene-D10 (FRT)	8.94	212	711	0.10140	ppb	0.01
Spiked Amount	5.000		Recovery	=	2.020%	
Target Compounds						
						Qvalue
2) Naphthalene	3.94	128	1254	0.21593	ppb	99
4) 2-Methylnaphthalene	4.69	142	698	0.20508	ppb	96
5) 1-Methylnaphthalene	4.80	142	707	0.20582	ppb	98
7) Acenaphthylene	5.69	152	2362	0.20763	ppb	100
8) Acenaphthene	5.89	154	635	0.21074	ppb	99
9) Fluorene	6.49	166	723	0.20706	ppb	100
11) Phenanthrene	7.59	178	1006	0.20323	ppb	100
12) Anthracene	7.65	178	916	0.19592	ppb	99
14) Fluoranthene	8.96	202	1536	0.19974	ppb	97
16) Pyrene	9.21	202	1607	0.21241	ppb	99
17) Benz (a) anthracene	10.62	228	1139	0.20566	ppb	98
18) Chrysene	10.66	228	1322	0.21470	ppb	99
19) Indeno (1,2,3-cd) pyrene	14.40	276	1048	0.41647	ppb	# 98
21) Benzo (b) fluoranthene	12.16	252	898	0.06057	ppb	98
22) Benzo (k) fluoranthene	12.21	252	1083	-0.34909	ppb	97
23) Benzo (a) pyrene	12.74	252	850	-0.08634	ppb	97
25) Benzo (g,h,i) perylene	14.71	276	975	-0.13423	ppb	96

Quantitation Report

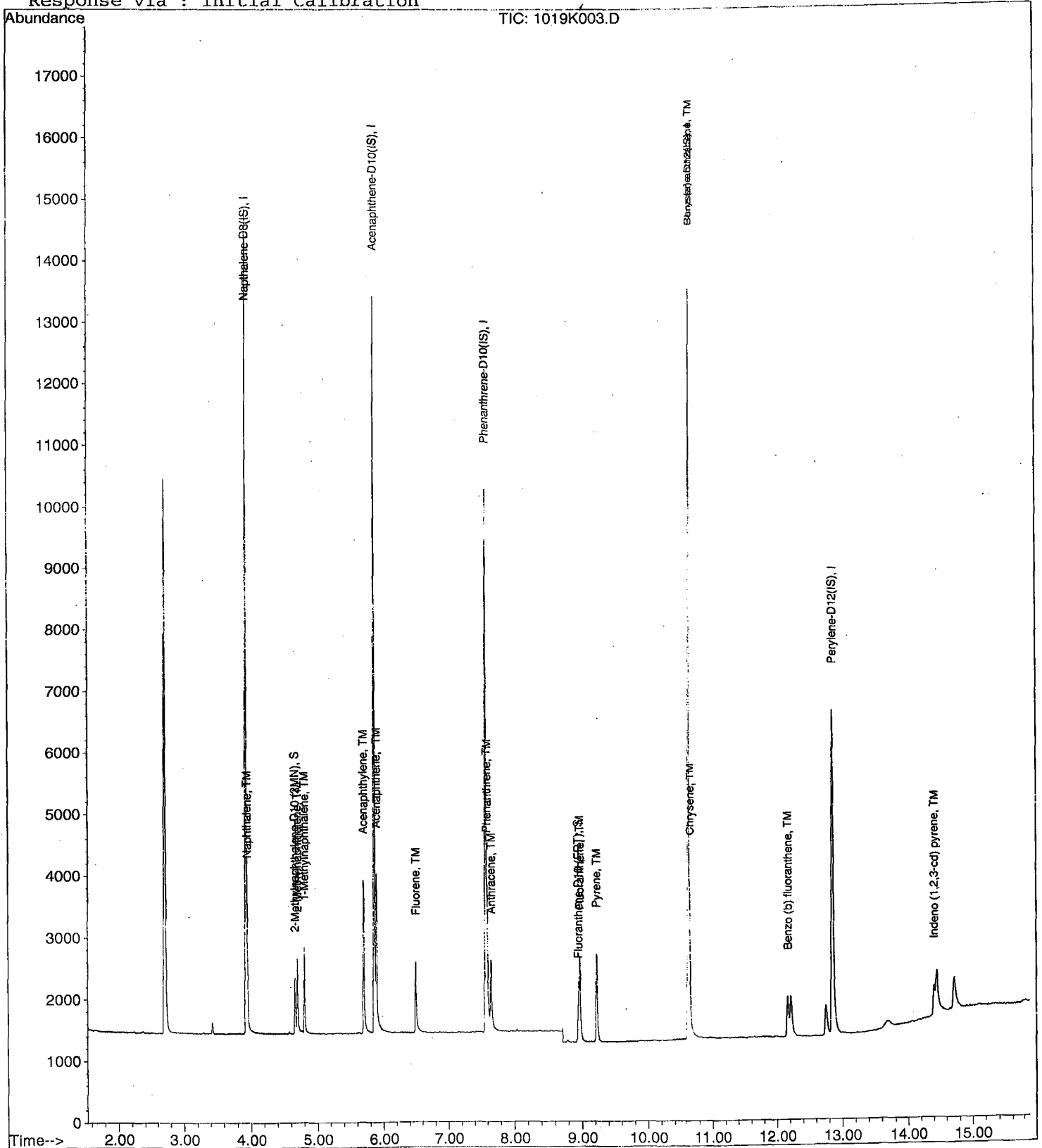
Data File : M:\KYLO\DATA\211019\1019K003.D
Acq On : 19 Oct 21 14:29
Sample : 0.2 ug/ml 10/13/21
Misc :

Vial: 3
Operator: LS
Inst : KYLO
Multiplr: 1.00

Quant Time: Oct 19 15:48 2021

Quant Results File: K1019.RES

Method : M:\KYLO\DATA\211019\K1019.M (RTE Integrator)
Title : EPA 8270
Last Update : Tue Nov 09 10:14:45 2021
Response via : Initial Calibration



Data File : M:\KYLO\DATA\211019\1019K004.D
 Acq On : 19 Oct 21 14:49
 Sample : 0.5 ug/ml 10/13/21
 Misc :

Vial: 4
 Operator: LS
 Inst : KYLO
 Multiplr: 1.00

Quant Time: Oct 19 15:48 2021

Quant Results File: K1019.RES

Quant Method : M:\KYLO\DATA\211019\K1019.M (RTE Integrator)
 Title : EPA 8270
 Last Update : Tue Oct 19 16:47:23 2021
 Response via : Initial Calibration
 DataAcq Meth : SIM_2

Internal Standards	R.T.	QIon	Response	Conc	Units	Dev(Min)
1) Napthalene-D8 (IS)	3.92	136	11385	2.50000	ppb	0.00
6) Acenaphthene-D10 (IS)	5.86	164	5536	2.50000	ppb	0.00
10) Phenanthrene-D10 (IS)	7.56	188	8686	2.50000	ppb	0.00
15) Chrysene-D12 (IS)	10.62	240	9708	2.50000	ppb	0.00
20) Perylene-D12 (IS)	12.84	264	8669	2.50000	ppb	0.00
System Monitoring Compounds						
3) 2-Methylnaphthalene-D10 (2)	4.66	152	1507	0.25921	ppb	0.00
Spiked Amount	5.000		Recovery	=	5.180%	
13) Fluoranthene-D10 (FRT)	8.94	212	1646	0.24309	ppb	0.00
Spiked Amount	5.000		Recovery	=	4.860%	
Target Compounds						
2) Naphthalene	3.94	128	3083	0.52131	ppb	99
4) 2-Methylnaphthalene	4.69	142	1766	0.50952	ppb	99
5) 1-Methylnaphthalene	4.80	142	1806	0.51630	ppb	96
7) Acenaphthylene	5.69	152	5894	0.51427	ppb	100
8) Acenaphthene	5.89	154	1552	0.51126	ppb	100
9) Fluorene	6.49	166	1772	0.50373	ppb	99
11) Phenanthrene	7.59	178	2402	0.50250	ppb	99
12) Anthracene	7.65	178	2259	0.50035	ppb	99
14) Fluoranthene	8.96	202	3711	0.49974	ppb	99
16) Pyrene	9.21	202	3805	0.51191	ppb	98
17) Benz (a) anthracene	10.61	228	2678	0.49216	ppb	99
18) Chrysene	10.65	228	3122	0.51607	ppb	99
19) Indeno (1,2,3-cd) pyrene	14.39	276	2640	0.77101	ppb	# 97
21) Benzo (b) fluoranthene	12.15	252	2255	0.32301	ppb	100
23) Benzo (a) pyrene	12.74	252	2122	0.17741	ppb	99
24) Dibenz (a,h) anthracene	14.43	278	2117	0.29983	ppb	99
25) Benzo (g,h,i) perylene	14.70	276	2445	0.16843	ppb	100

Quantitation Report

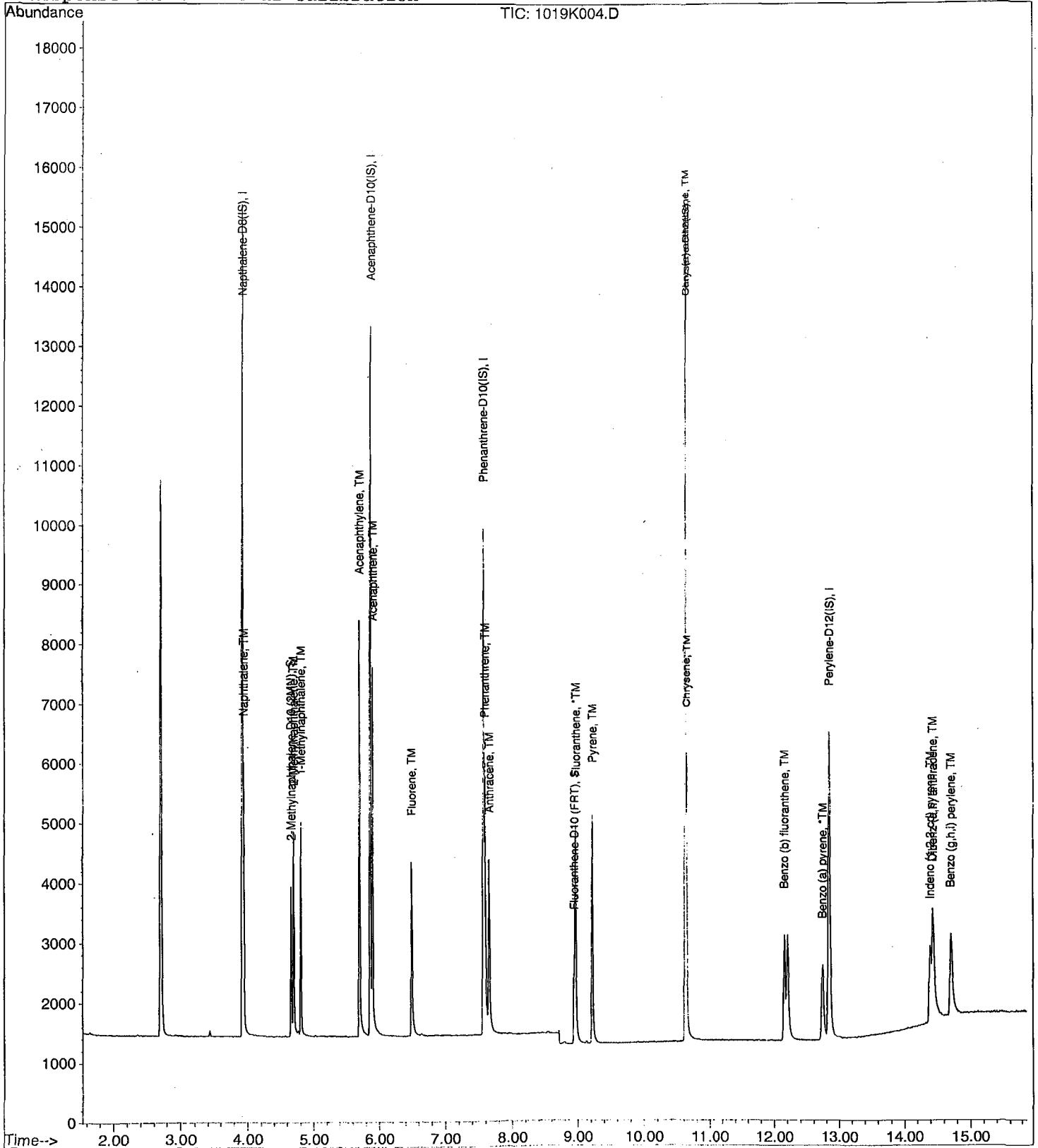
Data File : M:\KYLO\DATA\211019\1019K004.D
Acq On : 19 Oct 21 14:49
Sample : 0.5 ug/ml 10/13/21
Misc :

Vial: 4
Operator: LS
Inst : KYLO
Multiplr: 1.00

Quant Time: Oct 19 15:48 2021

Quant Results File: K1019.RES

Method : M:\KYLO\DATA\211019\K1019.M (RTE Integrator)
Title : EPA 8270
Last Update : Tue Nov 09 10:14:45 2021
Response via : Initial Calibration



Data File : M:\KYLO\DATA\211019\1019K005.D
 Acq On : 19 Oct 21 15:09
 Sample : 1 ug/ml 10/13/21
 Misc :

Vial: 5
 Operator: LS
 Inst : KYLO
 Multiplr: 1.00

Quant Time: Oct 19 15:48 2021

Quant Results File: K1019.RES

Quant Method : M:\KYLO\DATA\211019\K1019.M (RTE Integrator)
 Title : EPA 8270
 Last Update : Tue Oct 19 16:47:23 2021
 Response via : Initial Calibration
 DataAcq Meth : SIM_2

Internal Standards	R.T.	QIon	Response	Conc	Units	Dev(Min)
1) Napthalene-D8 (IS)	3.92	136	11032	2.50000	ppb	0.00
6) Acenaphthene-D10 (IS)	5.86	164	5365	2.50000	ppb	0.00
10) Phenanthrene-D10 (IS)	7.56	188	8424	2.50000	ppb	0.00
15) Chrysene-D12 (IS)	10.63	240	9455	2.50000	ppb	0.01
20) Perylene-D12 (IS)	12.84	264	8423	2.50000	ppb	0.01
System Monitoring Compounds						
3) 2-Methylnaphthalene-D10 (2)	4.66	152	2880	0.51122	ppb	0.00
Spiked Amount	5.000		Recovery	=	10.220%	
13) Fluoranthene-D10 (FRT)	8.94	212	3208	0.48851	ppb	0.00
Spiked Amount	5.000		Recovery	=	9.780%	
Target Compounds						
						Qvalue
2) Naphthalene	3.94	128	5894	1.02851	ppb	99
4) 2-Methylnaphthalene	4.69	142	3426	1.02008	ppb	99
5) 1-Methylnaphthalene	4.80	142	3513	1.03643	ppb	98
7) Acenaphthylene	5.70	152	11284	1.01594	ppb	99
8) Acenaphthene	5.89	154	2945	1.00106	ppb	97
9) Fluorene	6.49	166	3412	1.00086	ppb	99
11) Phenanthrene	7.59	178	4641	1.00109	ppb	99
12) Anthracene	7.65	178	4379	1.00008	ppb	100
14) Fluoranthene	8.96	202	7234	1.00447	ppb	100
16) Pyrene	9.21	202	7407	1.02317	ppb	99
17) Benz (a) anthracene	10.61	228	5224	0.98576	ppb	99
18) Chrysene	10.65	228	5954	1.01055	ppb	99
19) Indeno (1,2,3-cd) pyrene	14.39	276	5309	1.38990	ppb	# 90
21) Benzo (b) fluoranthene	12.15	252	4568	0.79546	ppb	99
22) Benzo (k) fluoranthene	12.21	252	5497	0.53419	ppb	98
23) Benzo (a) pyrene	12.74	252	4263	0.64650	ppb	99
24) Dibenz (a,h) anthracene	14.44	278	4288	0.78667	ppb	99
25) Benzo (g,h,i) perylene	14.71	276	4733	0.66726	ppb	99

Quantitation Report

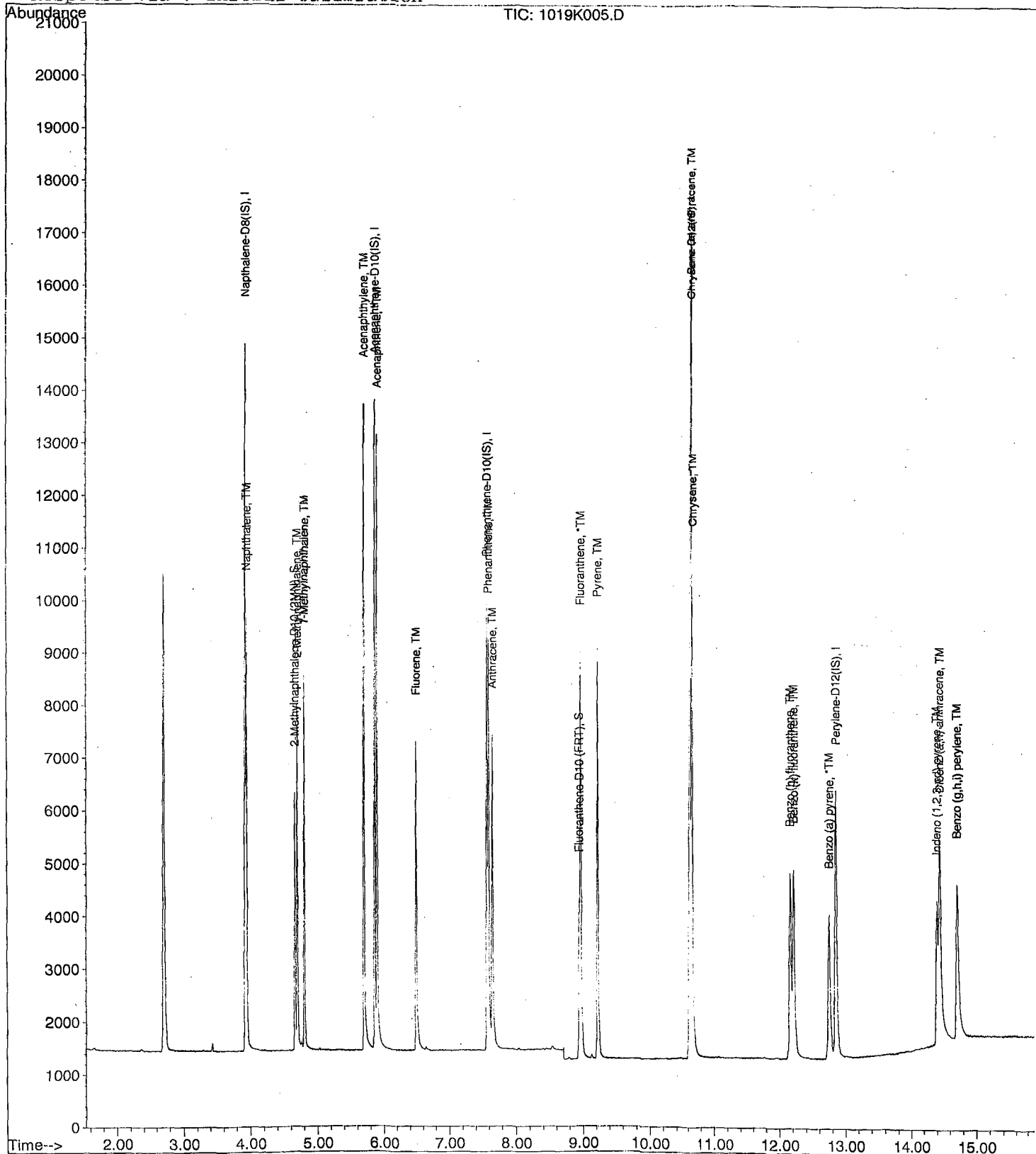
Data File : M:\KYLO\DATA\211019\1019K005.D
Acq On : 19 Oct 21 15:09
Sample : 1 ug/ml 10/13/21
Misc :

Vial: 5
Operator: LS
Inst : KYLO
Multiplr: 1.00

Quant Time: Oct 19 15:48 2021

Quant Results File: K1019.RES

Method : M:\KYLO\DATA\211019\K1019.M (RTE Integrator)
Title : EPA 8270
Last Update : Tue Nov 09 10:14:45 2021
Response via : Initial Calibration



Data File : M:\KYLO\DATA\211019\1019K006.D
 Acq On : 19 Oct 21 15:29
 Sample : 5 ug/ml 10/13/21
 Misc :

Vial: 6
 Operator: LS
 Inst : KYLO
 Multiplr: 1.00

Quant Time: Oct 19 15:48 2021

Quant Results File: K1019.RES

Quant Method : M:\KYLO\DATA\211019\K1019.M (RTE Integrator)
 Title : EPA 8270
 Last Update : Tue Oct 19 16:47:23 2021
 Response via : Initial Calibration
 DataAcq Meth : SIM_2

Internal Standards	R.T.	QIon	Response	Conc	Units	Dev(Min)
1) Napthalene-D8 (IS)	3.92	136	11022	2.50000	ppb	0.00
6) Acenaphthene-D10 (IS)	5.86	164	5414	2.50000	ppb	0.00
10) Phenanthrene-D10 (IS)	7.56	188	8482	2.50000	ppb	0.00
15) Chrysene-D12 (IS)	10.62	240	10015	2.50000	ppb	0.00
20) Perylene-D12 (IS)	12.83	264	8704	2.50000	ppb	0.00
System Monitoring Compounds						
3) 2-Methylnaphthalene-D10 (2)	4.66	152	14500	2.57619	ppb	0.00
Spiked Amount	5.000		Recovery	=	51.520%	
13) Fluoranthene-D10 (FRT)	8.93	212	17235	2.60659	ppb	0.00
Spiked Amount	5.000		Recovery	=	52.140%	
Target Compounds						
						Qvalue
2) Naphthalene	3.94	128	28832	5.03578	ppb	100
4) 2-Methylnaphthalene	4.69	142	17384	5.18072	ppb	100
5) 1-Methylnaphthalene	4.80	142	17464	5.15700	ppb	100
7) Acenaphthylene	5.69	152	58890	5.25410	ppb	100
8) Acenaphthene	5.89	154	15136	5.09845	ppb	100
9) Fluorene	6.49	166	17780	5.16829	ppb	100
11) Phenanthrene	7.59	178	23796	5.09785	ppb	100
12) Anthracene	7.64	178	22931	5.20117	ppb	100
14) Fluoranthene	8.95	202	38260	5.27621	ppb	100
16) Pyrene	9.21	202	39012	5.08763	ppb	100
17) Benz (a) anthracene	10.61	228	28070	5.00058	ppb	100
18) Chrysene	10.65	228	31118	4.98620	ppb	100
19) Indeno (1,2,3-cd) pyrene	14.38	276	20323	4.52699	ppb	100
21) Benzo (b) fluoranthene	12.14	252	26309	4.94784	ppb	100
22) Benzo (k) fluoranthene	12.19	252	29066	5.02910	ppb	100
23) Benzo (a) pyrene	12.73	252	25103	4.91484	ppb	100
24) Dibenz (a,h) anthracene	14.42	278	24331	4.98885	ppb	100
25) Benzo (g,h,i) perylene	14.69	276	26049	4.99985	ppb	100

Quantitation Report


Data File : M:\KYLO\DATA\211019\1019K006.D
Acq On : 19 Oct 21 15:29
Sample : 5 ug/ml 10/13/21
Misc :

Vial: 6
Operator: LS
Inst : KYLO
Multiplr: 1.00

Quant Time: Oct 19 15:48 2021

Quant Results File: K1019.RES

Method : M:\KYLO\DATA\211019\K1019.M (RTE Integrator)
Title : EPA 8270
Last Update : Tue Nov 09 10:14:45 2021
Response via : Initial Calibration



Data File : M:\KYLO\DATA\211019\1019K007.D
 Acq On : 19 Oct 21 15:49
 Sample : 10 ug/ml 10/13/21
 Misc :

Vial: 7
 Operator: LS
 Inst : KYLO
 Multiplr: 1.00

Quant Time: Oct 19 15:49 2021

Quant Results File: K1019.RES

Quant Method : M:\KYLO\DATA\211019\K1019.M (RTE Integrator)
 Title : EPA 8270
 Last Update : Tue Oct 19 16:47:23 2021
 Response via : Initial Calibration
 DataAcq Meth : SIM_2

Internal Standards	R.T.	QIon	Response	Conc	Units	Dev(Min)
1) Naphthalene-D8 (IS)	3.92	136	11510	2.50000	ppb	0.00
6) Acenaphthene-D10 (IS)	5.86	164	5675	2.50000	ppb	0.00
10) Phenanthrene-D10 (IS)	7.56	188	8972	2.50000	ppb	0.00
15) Chrysene-D12 (IS)	10.62	240	10664	2.50000	ppb	0.00
20) Perylene-D12 (IS)	12.83	264	9232	2.50000	ppb	0.00
System Monitoring Compounds						
3) 2-Methylnaphthalene-D10 (2)	4.66	152	26676	4.53854	ppb	0.00
Spiked Amount	5.000		Recovery	=	90.780%	
13) Fluoranthene-D10 (FRT)	8.93	212	34413	4.92032	ppb	0.00
Spiked Amount	5.000		Recovery	=	98.400%	
Target Compounds						
						Qvalue
2) Naphthalene	3.94	128	59354	9.92720	ppb	100
4) 2-Methylnaphthalene	4.69	142	35959	10.26203	ppb	100
5) 1-Methylnaphthalene	4.80	142	35938	10.16232	ppb	100
7) Acenaphthylene	5.69	152	122704	10.44402	ppb	100
8) Acenaphthene	5.89	154	31359	10.07724	ppb	99
9) Fluorene	6.49	166	37236	10.32596	ppb	99
11) Phenanthrene	7.59	178	49310	9.98682	ppb	100
12) Anthracene	7.64	178	48395	10.37738	ppb	100
14) Fluoranthene	8.95	202	79898	10.41651	ppb	100
16) Pyrene	9.21	202	82191	10.06635	ppb	100
17) Benz (a) anthracene	10.61	228	60563	10.13248	ppb	100
18) Chrysene	10.65	228	64649	9.72861	ppb	99
19) Indeno (1,2,3-cd) pyrene	14.38	276	44868	9.18248	ppb	# 99
21) Benzo (b) fluoranthene	12.14	252	55900	10.02449	ppb	99
22) Benzo (k) fluoranthene	12.19	252	63873	11.01716	ppb	99
23) Benzo (a) pyrene	12.73	252	54783	10.38939	ppb	99
24) Dibenz (a,h) anthracene	14.42	278	51533	10.11061	ppb	98
25) Benzo (g,h,i) perylene	14.69	276	56013	10.47964	ppb	98

Quantitation Report


Data File : M:\KYLO\DATA\211019\1019K007.D
Acq On : 19 Oct 21 15:49
Sample : 10 ug/ml 10/13/21
Misc :

Vial: 7
Operator: LS
Inst : KYLO
Multiplr: 1.00

Quant Time: Oct 19 15:49 2021

Quant Results File: K1019.RES

Method : M:\KYLO\DATA\211019\K1019.M (RTE Integrator)
Title : EPA 8270
Last Update : Tue Nov 09 10:14:45 2021
Response via : Initial Calibration



Data File : M:\KYLO\DATA\211019\1019K008.D
 Acq On : 19 Oct 21 16:09
 Sample : 50 ug/ml 10/13/21
 Misc :

Vial: 8
 Operator: LS
 Inst : KYLO
 Multiplr: 1.00

Quant Time: Oct 19 15:49 2021

Quant Results File: K1019.RES

Quant Method : M:\KYLO\DATA\211019\K1019.M (RTE Integrator)
 Title : EPA 8270
 Last Update : Tue Oct 19 16:47:23 2021
 Response via : Initial Calibration
 DataAcq Meth : SIM_2

Internal Standards	R.T.	QIon	Response	Conc	Units	Dev(Min)
1) Napthalene-D8 (IS)	3.92	136	11542	2.50000	ppb	0.00
6) Acenaphthene-D10 (IS)	5.86	164	5767	2.50000	ppb	0.00
10) Phenanthrene-D10 (IS)	7.56	188	8902	2.50000	ppb	0.00
15) Chrysene-D12 (IS)	10.62	240	10648	2.50000	ppb	0.00
20) Perylene-D12 (IS)	12.83	264	9592	2.50000	ppb	0.00
System Monitoring Compounds						
3) 2-Methylnaphthalene-D10 (2)	4.66	152	140995	23.92178	ppb	0.00
Spiked Amount	5.000		Recovery	=	478.440%	
13) Fluoranthene-D10 (FRT)	8.93	212	173855	25.05302	ppb	0.00
Spiked Amount	5.000		Recovery	=	501.060%	
Target Compounds						
2) Naphthalene	3.94	128	270597	45.13299	ppb	100
4) 2-Methylnaphthalene	4.69	142	165624	47.13496	ppb	99
5) 1-Methylnaphthalene	4.80	142	164402	46.35966	ppb	99
7) Acenaphthylene	5.70	152	560845	46.97510	ppb	100
8) Acenaphthene	5.89	154	145964	46.15736	ppb	99
9) Fluorene	6.49	166	175391	47.86199	ppb	100
11) Phenanthrene	7.59	178	233010	47.56290	ppb	100
12) Anthracene	7.64	178	228704	49.42683	ppb	100
14) Fluoranthene	8.96	202	371445	48.80706	ppb	99
16) Pyrene	9.21	202	379423	46.53971	ppb	98
17) Benz (a) anthracene	10.61	228	291856	48.90228	ppb	100
18) Chrysene	10.65	228	300277	45.25466	ppb	99
19) Indeno (1,2,3-cd) pyrene	14.38	276	248943	50.15933	ppb	94
21) Benzo (b) fluoranthene	12.15	252	294828	51.34534	ppb	99
22) Benzo (k) fluoranthene	12.20	252	302763	52.24864	ppb	100
23) Benzo (a) pyrene	12.73	252	278840	51.91758	ppb	100
24) Dibenz (a,h) anthracene	14.42	278	268409	51.28254	ppb	97
25) Benzo (g,h,i) perylene	14.70	276	280479	51.78283	ppb	99

Quantitation Report


Data File : M:\KYLO\DATA\211019\1019K008.D
Acq On : 19 Oct 21 16:09
Sample : 50 ug/ml 10/13/21
Misc :

Vial: 8
Operator: LS
Inst : KYLO
Multiplr: 1.00

Quant Time: Oct 19 15:49 2021

Quant Results File: K1019.RES

Method : M:\KYLO\DATA\211019\K1019.M (RTE Integrator)
Title : EPA 8270
Last Update : Tue Nov 09 10:14:45 2021
Response via : Initial Calibration



Data File : M:\KYLO\DATA\211019\1019K009.D
 Acq On : 19 Oct 21 16:29
 Sample : 100 ug/ml 10/13/21
 Misc :

Vial: 9
 Operator: LS
 Inst : KYLO
 Multiplr: 1.00

Quant Time: Oct 19 15:49 2021

Quant Results File: K1019.RES

Quant Method : M:\KYLO\DATA\211019\K1019.M (RTE Integrator)
 Title : EPA 8270
 Last Update : Tue Oct 19 16:47:23 2021
 Response via : Initial Calibration
 DataAcq Meth : SIM_2

Internal Standards	R.T.	QIon	Response	Conc	Units	Dev(Min)
1) Napthalene-D8 (IS)	3.92	136	11679	2.50000	ppb	0.00
6) Acenaphthene-D10 (IS)	5.86	164	5877	2.50000	ppb	0.00
10) Phenanthrene-D10 (IS)	7.56	188	9024	2.50000	ppb	0.00
15) Chrysene-D12 (IS)	10.63	240	10469	2.50000	ppb	0.01
20) Perylene-D12 (IS)	12.83	264	9899	2.50000	ppb	0.00
System Monitoring Compounds						
3) 2-Methylnaphthalene-D10 (2)	4.66	152	278374	46.67602	ppb	0.00
Spiked Amount	5.000		Recovery	=	933.520%	
13) Fluoranthene-D10 (FRT)	8.94	212	341108	48.49012	ppb	0.00
Spiked Amount	5.000		Recovery	=	969.800%	
Target Compounds						
2) Naphthalene	3.94	128	514066	84.73550	ppb	100
4) 2-Methylnaphthalene	4.70	142	318816	89.66757	ppb	99
5) 1-Methylnaphthalene	4.80	142	317528	88.48927	ppb	98
7) Acenaphthylene	5.70	152	1047512	86.09505	ppb	98
8) Acenaphthene	5.90	154	283708	88.03615	ppb	94
9) Fluorene	6.49	166	342219	91.63932	ppb	99
11) Phenanthrene	7.59	178	452383	91.09374	ppb	99
12) Anthracene	7.65	178	447639	95.43451	ppb	100
14) Fluoranthene	8.96	202	701599	90.94222	ppb	97
16) Pyrene	9.22	202	720167	89.84545	ppb	99
17) Benz (a) anthracene	10.62	228	562838	95.91946	ppb	99
18) Chrysene	10.66	228	575910	88.27926	ppb	98
19) Indeno (1,2,3-cd) pyrene	14.39	276	488982	100.01982	ppb	89
21) Benzo (b) fluoranthene	12.16	252	587997	99.33083	ppb	100
22) Benzo (k) fluoranthene	12.16	252	587786	98.78137	ppb	99
23) Benzo (a) pyrene	12.74	252	547488	99.01252	ppb	98
24) Dibenz (a,h) anthracene	14.43	278	535891	99.35185	ppb	94
25) Benzo (g,h,i) perylene	14.71	276	552068	99.06661	ppb	98

Quantitation Report


Data File : M:\KYLO\DATA\211019\1019K009.D
 Acq On : 19 Oct 21 16:29
 Sample : 100 ug/ml 10/13/21
 Misc :

Vial: 9
 Operator: LS
 Inst : KYLO
 Multiplr: 1.00

Quant Time: Oct 19 15:49 2021

Quant Results File: K1019.RES

Method : M:\KYLO\DATA\211019\K1019.M (RTE Integrator)
 Title : EPA 8270
 Last Update : Tue Nov 09 10:14:45 2021
 Response via : Initial Calibration



PAH by GCMS SIM
EPA 8270 SIM

Form 7

Second Source Calibration

Lab Name: APPL, Inc.
Case No: _____
Matrix: _____

SDG No: _____
Date Analyzed: 10/19/2021
Instrument: KYLO
Initial Cal. Date: 10/19/2021
Data File: 1019K010.D

		Compound	MEAN	CCRF	%D	%Drift
1	TM	Naphthalene	1.299	1.295	0.25	TM
2	TM	2-Methylnaphthalene	0.7611	0.7635	0.32	TM
3	TM	1-Methylnaphthalene	0.7681	0.7563	1.5	TM
4	TM	Acenaphthylene	5.176	5.272	1.9	TM
5	*TM	Acenaphthene	1.371	1.393	1.6	*TM
6	TM	Fluorene	1.589	1.616	1.7	TM
7	TM	Phenanthrene	1.376	1.380	0.31	TM
8	TM	Anthracene	1.299	1.415	8.9	TM
9	*TM	Fluoranthene	2.137	2.167	1.4	*TM
10	TM	Pyrene	1.914	1.918	0.21	TM
11	TM	Benz (a) anthracene	1.401	1.374	1.9	TM
12	TM	Chrysene	1.558	1.488	4.5	TM
13	TML	Indeno (1,2,3-cd) pyrene	1.272	0.9799	23	TML 12
14	TM	Benzo (b) fluoranthene	1.408	1.510	7.3	TM
15	TM	Benzo (k) fluoranthene	1.610	1.698	5.5	TM
16	*TM	Benzo (a) pyrene	1.341	1.484	11	*TM
17	TM	Dibenz (a,h) anthracene	1.326	1.382	4.2	TM
18	TM	Benzo (g,h,i) perylene	1.443	1.486	3.0	TM
19						
20						
21						
22						
23						
24						
25						
26						
27						
28						
29						
30						
31						
32						
33						
34						
35						
36						
37						
38						

Average

4.4

PAH by GCMS SIM
EPA 8270 SIM

Data File : M:\KYLO\DATA\211019\1019K010.D
 Acq On : 19 Oct 21 16:49
 Sample : SS ug/ml 10/13/21
 Misc :

Vial: 10
 Operator: LS
 Inst : KYLO
 Multiplr: 1.00

Quant Time: Oct 19 16:06 2021

Quant Results File: K1019.RES

Quant Method : M:\KYLO\DATA\211019\K1019.M (RTE Integrator)
 Title : EPA 8270
 Last Update : Tue Oct 19 16:51:19 2021
 Response via : Initial Calibration
 DataAcq Meth : SIM_2

Internal Standards	R.T.	QIon	Response	Conc	Units	Dev(Min)
1) Napthalene-D8 (IS)	3.92	136	11540	2.50000	ppb	0.00
6) Acenaphthene-D10 (IS)	5.86	164	5722	2.50000	ppb	0.00
10) Phenanthrene-D10 (IS)	7.56	188	8843	2.50000	ppb	0.00
15) Chrysene-D12 (IS)	10.62	240	10394	2.50000	ppb	0.00
20) Perylene-D12 (IS)	12.83	264	8800	2.50000	ppb	0.00
System Monitoring Compounds						
3) 2-Methylnaphthalene-D10 (2)	4.66	152	1	0.00017	ppb	0.00
Spiked Amount	5.000		Recovery	=	0.000%	
13) Fluoranthene-D10 (FRT)	8.93	212	9	0.00131	ppb	0.00
Spiked Amount	5.000		Recovery	=	0.020%	
Target Compounds						
2) Naphthalene	3.94	128	29897	4.98740	ppb	100
4) 2-Methylnaphthalene	4.69	142	17622	5.01592	ppb	100
5) 1-Methylnaphthalene	4.80	142	17455	4.92298	ppb	100
7) Acenaphthylene	5.69	152	60338	5.09352	ppb	100
8) Acenaphthene	5.89	154	15936	5.07898	ppb	100
9) Fluorene	6.49	166	18488	5.08482	ppb	100
11) Phenanthrene	7.59	178	24407	5.01529	ppb	100
12) Anthracene	7.64	178	25019	5.44311	ppb	100
14) Fluoranthene	8.95	202	38328	5.06982	ppb	99
16) Pyrene	9.21	202	39873	5.01031	ppb	100
17) Benz (a) anthracene	10.61	228	28567	4.90355	ppb	99
18) Chrysene	10.65	228	30939	4.77675	ppb	100
19) Indeno (1,2,3-cd) pyrene	14.38	276	20371	4.37871	ppb	99
21) Benzo (b) fluoranthene	12.14	252	26577	5.36265	ppb	100
22) Benzo (k) fluoranthene	12.19	252	29888	5.27373	ppb	100
23) Benzo (a) pyrene	12.73	252	26127	5.53492	ppb	100
24) Dibenz (a,h) anthracene	14.42	278	24324	5.21145	ppb	99
25) Benzo (g,h,i) perylene	14.69	276	26159	5.14999	ppb	100

Quantitation Report


Data File : M:\KYLO\DATA\211019\1019K010.D
Acq On : 19 Oct 21 16:49
Sample : SS ug/ml 10/13/21
Misc :

Vial: 10
Operator: LS
Inst : KYLO
Multiplr: 1.00

Quant Time: Oct 19 16:06 2021

Quant Results File: K1019.RES

Method : M:\KYLO\DATA\211019\K1019.M (RTE Integrator)
Title : EPA 8270
Last Update : Tue Nov 09 10:14:45 2021
Response via : Initial Calibration



PAH by GCMS SIM
EPA 8270 SIM

Form 7

Continuing Calibration

Lab Name: APPL, Inc.
Case No: _____
Matrix: _____

SDG No: _____
Date Analyzed: 11/10/2021
Instrument: KYLO
Initial Cal. Date: 10/19/2021
Data File: 1019K394.D

		Compound	MEAN	CCRF	%D	%Drift
1	I	Napthalene-D8(IS)	ISTD			I
2	TM	Naphthalene	1.299	1.310	0.91	TM
3	S	2-Methylnaphthalene-D10 (2MN)	1.277	1.245	2.5	S
4	TM	2-Methylnaphthalene	0.7611	0.8035	5.6	TM
5	TM	1-Methylnaphthalene	0.7681	0.7785	1.4	TM
6	I	Acenaphthene-D10(IS)	ISTD			I
7	TM	Acenaphthylene	5.176	5.411	4.6	TM
8	*TM	Acenaphthene	1.371	1.440	5.0	*TM
9	TM	Fluorene	1.589	1.684	6.0	TM
10	I	Phenanthrene-D10(IS)	ISTD			I
11	TM	Phenanthrene	1.376	1.426	3.7	TM
12	TM	Anthracene	1.299	1.382	6.4	TM
13	S	Fluoranthene-D10 (FRT)	1.949	1.995	2.4	S
14	*TM	Fluoranthene	2.137	2.314	8.3	*TM
15	I	Chrysene-D12(IS)	ISTD			I
16	TM	Pyrene	1.914	1.963	2.6	TM
17	TM	Benz (a) anthracene	1.401	1.467	4.7	TM
18	TM	Chrysene	1.558	1.616	3.8	TM
19	TML	Indeno (1,2,3-cd) pyrene	1.272	1.098	14	TML 2.3
20	I	Perylene-D12(IS)	ISTD			I
21	TM	Benzo (b) fluoranthene	1.408	1.507	7.0	TM
22	TM	Benzo (k) fluoranthene	1.610	1.739	8.0	TM
23	*TM	Benzo (a) pyrene	1.341	1.476	10	*TM
24	TM	Dibenz (a,h) anthracene	1.326	1.484	12	TM
25	TM	Benzo (g,h,i) perylene	1.443	1.530	6.0	TM
26						
27						
28						
29						
30						
31						
32						
33						
34						
35						
36						
37						
38						
39						
40						

Average

5.7

Data File : M:\KYLO\DATA\211019\1019K394.D
 Acq On : 10 Nov 21 12:54
 Sample : 5 ug/ml 10/19/21 (1)
 Misc :

Vial: 94
 Operator: LS
 Inst : KYLO
 Multiplr: 1.00

Quant Time: Nov 10 13:41 2021

Quant Results File: K1019.RES

Quant Method : M:\KYLO\DATA\211019\K1019.M (RTE Integrator)
 Title : EPA 8270
 Last Update : Tue Nov 09 10:14:45 2021
 Response via : Initial Calibration
 DataAcq Meth : SIM_2

Internal Standards	R.T.	QIon	Response	Conc	Units	Dev(Min)
1) Napthalene-D8 (IS)	3.89	136	14759	2.50000	ppb	-0.00
6) Acenaphthene-D10 (IS)	5.82	164	6889	2.50000	ppb	-0.03
10) Phenanthrene-D10 (IS)	7.52	188	10656	2.50000	ppb	-0.03
15) Chrysene-D12 (IS)	10.59	240	12960	2.50000	ppb	-0.03
20) Perylene-D12 (IS)	12.77	264	11828	2.50000	ppb	-0.06
System Monitoring Compounds						
3) 2-Methylnaphthalene-D10 (2)	4.62	152	18370	2.43738	ppb	-0.03
Spiked Amount	5.000		Recovery	=	48.740%	
13) Fluoranthene-D10 (FRT)	8.90	212	21263	2.55971	ppb	-0.03
Spiked Amount	5.000		Recovery	=	51.200%	
Target Compounds						
						Qvalue
2) Naphthalene	3.91	128	38682	5.04550	ppb	100
4) 2-Methylnaphthalene	4.66	142	23717	5.27842	ppb	96
5) 1-Methylnaphthalene	4.77	142	22980	5.06766	ppb	99
7) Acenaphthylene	5.66	152	74559	5.22780	ppb	100
8) Acenaphthene	5.86	154	19836	5.25101	ppb	99
9) Fluorene	6.45	166	23204	5.30078	ppb	99
11) Phenanthrene	7.55	178	30397	5.18344	ppb	99
12) Anthracene	7.61	178	29459	5.31864	ppb	99
14) Fluoranthene	8.92	202	49325	5.41438	ppb	98
16) Pyrene	9.18	202	50889	5.12846	ppb	97
17) Benz (a) anthracene	10.57	228	38014	5.23320	ppb	100
18) Chrysene	10.62	228	41898	5.18797	ppb	98
19) Indeno (1,2,3-cd) pyrene	14.33	276	28462	4.88368	ppb	94
21) Benzo (b) fluoranthene	12.09	252	35654	5.35245	ppb	99
22) Benzo (k) fluoranthene	12.13	252	41144	5.40131	ppb	99
23) Benzo (a) pyrene	12.67	252	34906	5.50165	ppb	99
24) Dibenz (a,h) anthracene	14.38	278	35110	5.59662	ppb	98
25) Benzo (g,h,i) perylene	14.65	276	36190	5.30085	ppb	99


Data File : M:\KYLO\DATA\211019\1019K394.D
Acq On : 10 Nov 21 12:54
Sample : 5 ug/ml 10/19/21 (1)
Misc :

Vial: 94
Operator: LS
Inst : KYLO
Multiplr: 1.00

Quant Time: Nov 10 13:41 2021

Quant Results File: K1019.RES

Method : M:\KYLO\DATA\211019\K1019.M (RTE Integrator)
Title : EPA 8270
Last Update : Tue Nov 09 10:14:45 2021
Response via : Initial Calibration



PAH by GCMS SIM
EPA 8270 SIM

Form 7

Ending Continuing Calibration

Lab Name: APPL, Inc.
Case No: _____
Matrix: _____

SDG No: _____
Date Analyzed: 11/11/2021
Instrument: KYLO
Initial Cal. Date: 10/19/2021
Data File: 1019K431.D

		Compound	MEAN	CCRF	%D	%Drift
1	I	Napthalene-D8(IS)	ISTD			I
2	TM	Napthalene	1.299	1.305	0.48	TM
3	S	2-Methylnapthalene-D10 (2MN)	1.277	1.260	1.3	S
4	TM	2-Methylnapthalene	0.7611	0.7828	2.9	TM
5	TM	1-Methylnapthalene	0.7681	0.7938	3.3	TM
6	I	Acenaphthene-D10(IS)	ISTD			I
7	TM	Acenaphthylene	5.176	5.415	4.6	TM
8	*TM	Acenaphthene	1.371	1.410	2.9	*TM
9	TM	Fluorene	1.589	1.658	4.4	TM
10	I	Phenanthrene-D10(IS)	ISTD			I
11	TM	Phenanthrene	1.376	1.427	3.7	TM
12	TM	Anthracene	1.299	1.363	4.9	TM
13	S	Fluoranthene-D10 (FRT)	1.949	2.104	8.0	S
14	*TM	Fluoranthene	2.137	2.362	10	*TM
15	I	Chrysene-D12(IS)	ISTD			I
16	TM	Pyrene	1.914	1.968	2.8	TM
17	TM	Benz (a) anthracene	1.401	1.382	1.4	TM
18	TM	Chrysene	1.558	1.580	1.4	TM
19	TML	Indeno (1,2,3-cd) pyrene	1.272	0.9321	27	TML 17
20	I	Perylene-D12(IS)	ISTD			I
21	TM	Benzo (b) fluoranthene	1.408	1.467	4.2	TM
22	TM	Benzo (k) fluoranthene	1.610	1.741	8.1	TM
23	*TM	Benzo (a) pyrene	1.341	1.433	6.9	*TM
24	TM	Dibenz (a,h) anthracene	1.326	1.333	0.51	TM
25	TM	Benzo (g,h,i) perylene	1.443	1.457	0.95	TM
26						
27						
28						
29						
30						
31						
32						
33						
34						
35						
36						
37						
38						
39						
40						

Average

5.0

Data File : M:\KYLO\DATA\211019\1019K431.D Vial: 131
 Acq On : 11 Nov 21 2:19 Operator: LS
 Sample : 5 ug/ml 10/10/21 (2) Inst : KYLO
 Misc : Multiplr: 1.00

Quant Time: Nov 11 8:19 2021 Quant Results File: K1019.RES

Quant Method : M:\KYLO\DATA\211019\K1019.M (RTE Integrator)
 Title : EPA 8270
 Last Update : Tue Nov 09 10:14:45 2021
 Response via : Initial Calibration
 DataAcq Meth : SIM_2

Internal Standards	R.T.	QIon	Response	Conc	Units	Dev(Min)
1) Napthalene-D8 (IS)	3.89	136	13340	2.50000	ppb	0.00
6) Acenaphthene-D10 (IS)	5.82	164	6593	2.50000	ppb	-0.03
10) Phenanthrene-D10 (IS)	7.52	188	10257	2.50000	ppb	-0.03
15) Chrysene-D12 (IS)	10.58	240	12604	2.50000	ppb	-0.04
20) Perylene-D12 (IS)	12.77	264	10995	2.50000	ppb	-0.06
System Monitoring Compounds						
3) 2-Methylnaphthalene-D10 (2)	4.63	152	16809	2.46750	ppb	-0.03
Spiked Amount	5.000		Recovery	=	49.340%	
13) Fluoranthene-D10 (FRT)	8.90	212	21579	2.69880	ppb	-0.04
Spiked Amount	5.000		Recovery	=	53.980%	
Target Compounds						
						Qvalue
2) Naphthalene	3.91	128	34813	5.02386	ppb	100
4) 2-Methylnaphthalene	4.66	142	20885	5.14256	ppb	98
5) 1-Methylnaphthalene	4.77	142	21178	5.16706	ppb	99
7) Acenaphthylene	5.66	152	71402	5.23121	ppb	100
8) Acenaphthene	5.86	154	18598	5.14432	ppb	99
9) Fluorene	6.45	166	21862	5.21843	ppb	100
11) Phenanthrene	7.55	178	29271	5.18559	ppb	99
12) Anthracene	7.61	178	27965	5.24531	ppb	99
14) Fluoranthene	8.92	202	48447	5.52487	ppb	99
16) Pyrene	9.17	202	49622	5.14202	ppb	99
17) Benz (a) anthracene	10.57	228	34835	4.93101	ppb	99
18) Chrysene	10.61	228	39821	5.07006	ppb	98
19) Indeno (1,2,3-cd) pyrene	14.33	276	23496	4.17415	ppb	97
21) Benzo (b) fluoranthene	12.08	252	32255	5.20904	ppb	98
22) Benzo (k) fluoranthene	12.13	252	38276	5.40549	ppb	99
23) Benzo (a) pyrene	12.67	252	31522	5.34469	ppb	99
24) Dibenz (a,h) anthracene	14.37	278	29308	5.02571	ppb	96
25) Benzo (g,h,i) perylene	14.64	276	32032	5.04727	ppb	99

Quantitation Report


Data File : M:\KYLO\DATA\211019\1019K431.D
Acq On : 11 Nov 21 2:19
Sample : 5 ug/ml 10/10/21 (2)
Misc :

Vial: 131
Operator: LS
Inst : KYLO
Multiplr: 1.00

Quant Time: Nov 11 8:19 2021

Quant Results File: K1019.RES

Method : M:\KYLO\DATA\211019\K1019.M (RTE Integrator)
Title : EPA 8270
Last Update : Tue Nov 09 10:14:45 2021
Response via : Initial Calibration



ORGANICS
Raw Data

Data File : M:\KYLO\DATA\211019\1019K407.D Vial: 107
 Acq On : 10 Nov 21 18:21 Operator: LS
 Sample : BA45108W07 1/1000 Inst : KYLO
 Misc : Multiplr: 1.00

Quant Time: Nov 11 9:08 2021 Quant Results File: K1019.RES

Quant Method : M:\KYLO\DATA\211019\K1019.M (RTE Integrator)
 Title : EPA 8270
 Last Update : Tue Nov 09 10:14:45 2021
 Response via : Initial Calibration
 DataAcq Meth : SIM_2

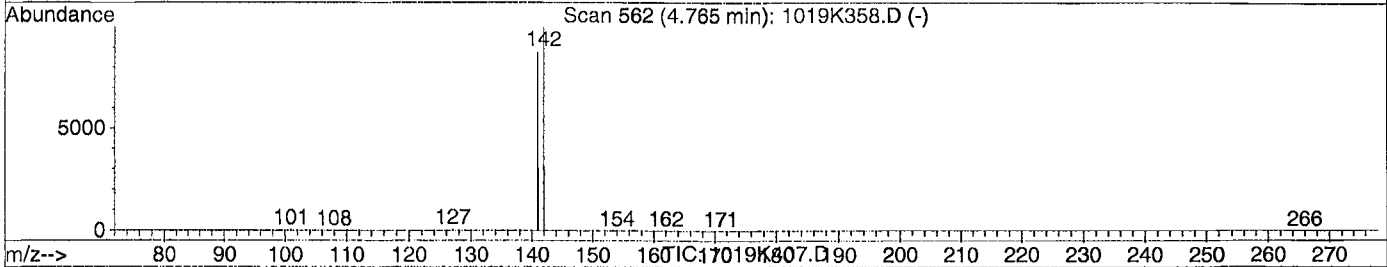
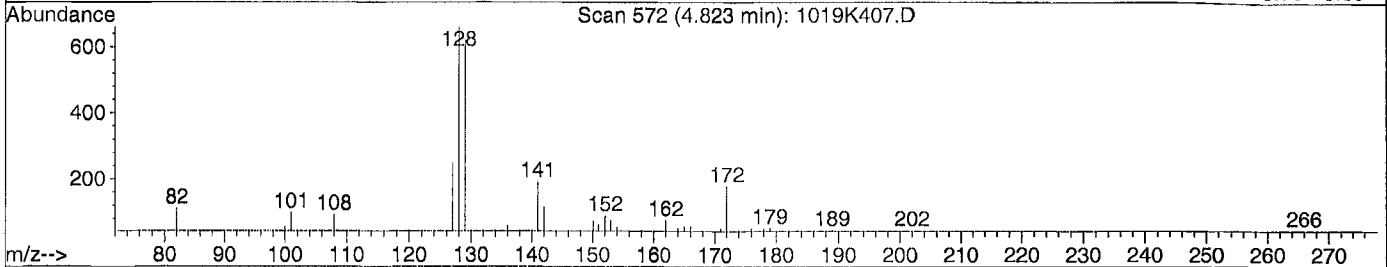
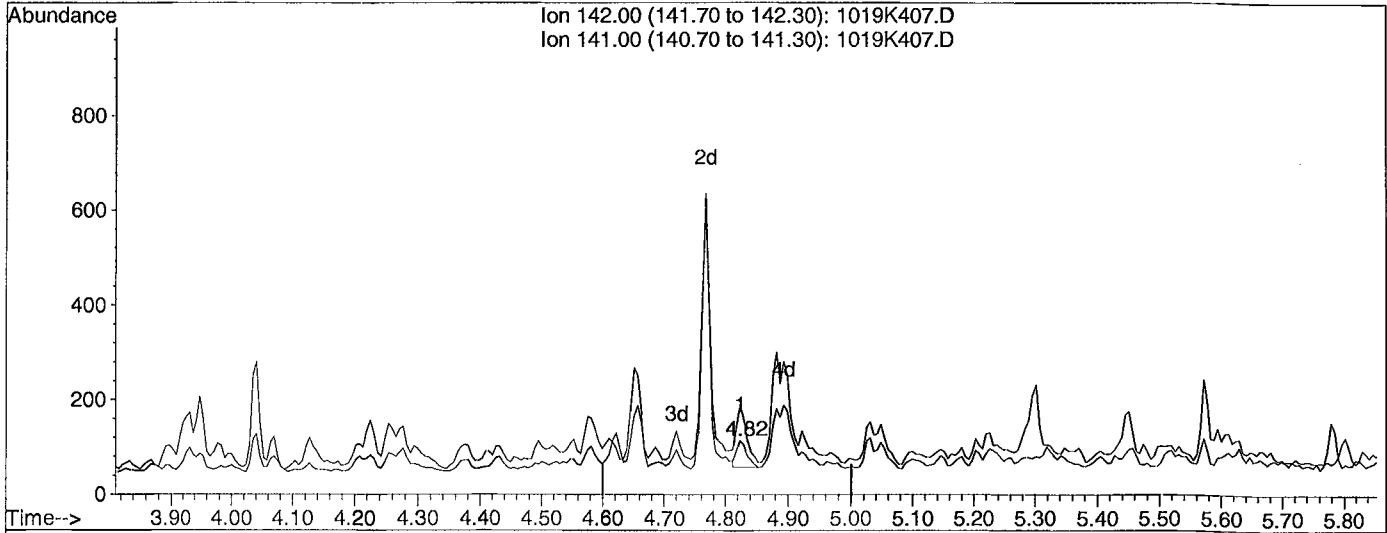
Internal Standards	R.T.	QIon	Response	Conc	Units	Dev(Min)
1) Napthalene-D8 (IS)	3.89	136	14155	2.50000	ppb	0.00
6) Acenaphthene-D10 (IS)	5.82	164	6933	2.50000	ppb	-0.03
10) Phenanthrene-D10 (IS)	7.52	188	10762	2.50000	ppb	-0.03
15) Chrysene-D12 (IS)	10.58	240	12895	2.50000	ppb	-0.04
20) Perylene-D12 (IS)	12.77	264	11646	2.50000	ppb	-0.06
System Monitoring Compounds						
3) 2-Methylnaphthalene-D10 (2)	4.62	152	29466	4.07645	ppb	-0.03
Spiked Amount	5.000		Recovery	=	81.520%	
13) Fluoranthene-D10 (FRT)	8.90	212	28316	3.37520	ppb	-0.04
Spiked Amount	5.000		Recovery	=	67.500%	
Target Compounds						
5) 1-Methylnaphthalene	4.77	142	531m	0.12210	ppb	Qvalue 1

Quantitation Report

Data File : M:\KYLO\DATA\211019\1019K407.D
 Acq On : 10 Nov 21 18:21
 Sample : BA45108W07 1/1000
 Misc :
 Quant Time: Nov 11 9:06 2021

Vial: 107
 Operator: LS
 Inst : KYLO
 Multiplr: 1.00
 Quant Results File: temp.res

Method : M:\KYLO\DATA\211019\K1019.M (RTE Integrator)
 Title : EPA 8270
 Last Update : Tue Nov 09 10:14:45 2021
 Response via : Multiple Level Calibration



(5) 1-Methylnaphthalene (TM)

4.82min 0.0145ppb

response 63

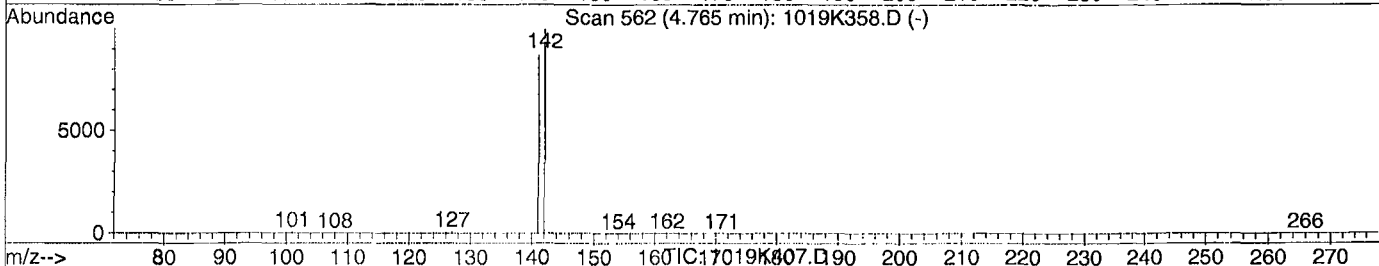
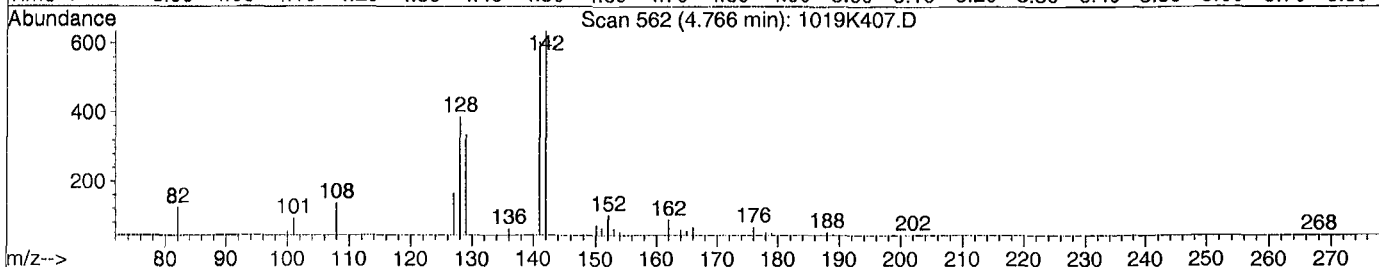
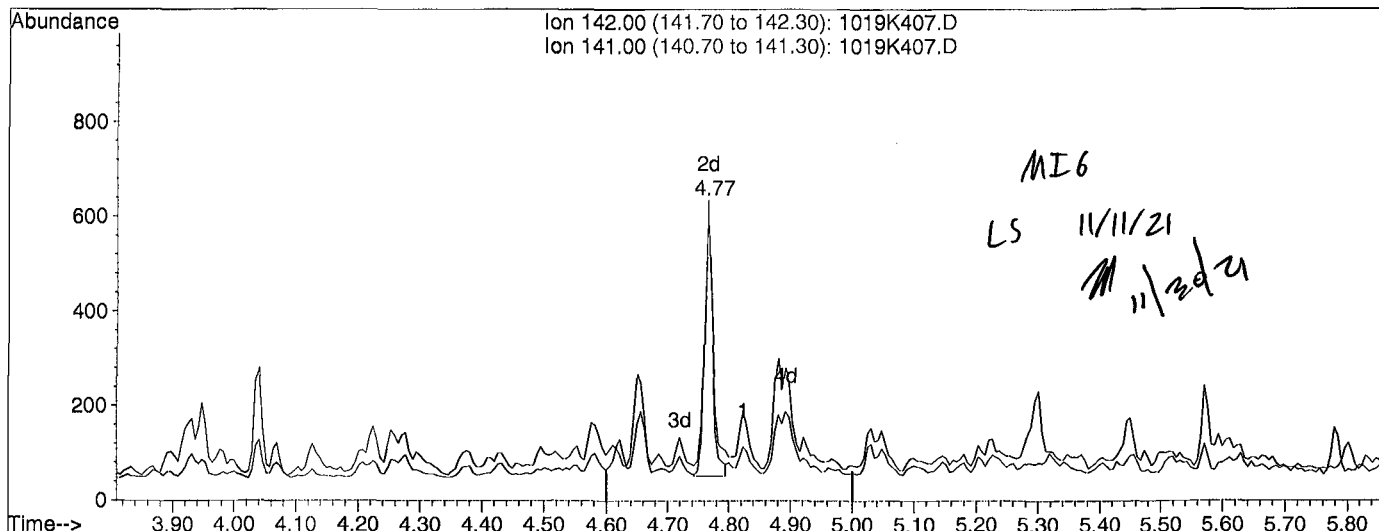
Ion	Exp%	Act%
142.00	100	100
141.00	87.30	219.64#
0.00	0.00	0.00
0.00	0.00	0.00

Quantitation Report

Data File : M:\KYLO\DATA\211019\1019K407.D
 Acq On : 10 Nov 21 18:21
 Sample : BA45108W07 1/1000
 Misc :
 Quant Time: Nov 11 9:07 2021

Vial: 107
 Operator: LS
 Inst : KYLO
 Multiplr: 1.00
 Quant Results File: temp.res

Method : M:\KYLO\DATA\211019\K1019.M (RTE Integrator)
 Title : EPA 8270
 Last Update : Tue Nov 09 10:14:45 2021
 Response via : Multiple Level Calibration



(5) 1-Methylnaphthalene (TM)

4.77min 0.1221ppb m

response 531

Ion	Exp%	Act%
142.00	100	100
141.00	87.30	94.97
0.00	0.00	0.00
0.00	0.00	0.00

Quantitation Report

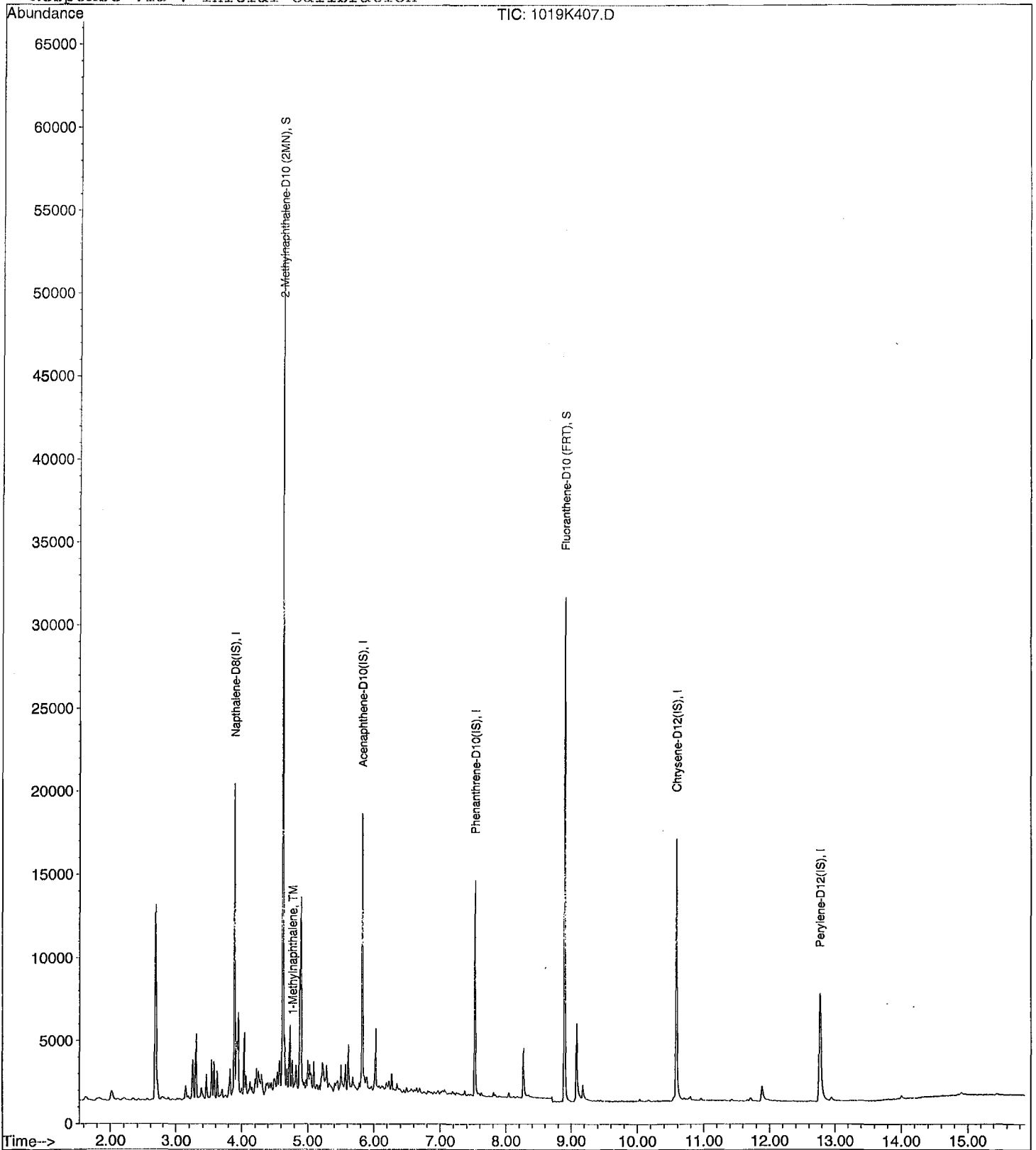
Data File : M:\KYLO\DATA\211019\1019K407.D
Acq On : 10 Nov 21 18:21
Sample : BA45108W07 1/1000
Misc :

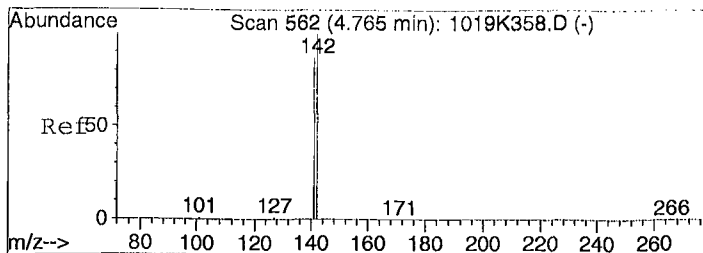
Vial: 107
Operator: LS
Inst : KYLO
Multipl.r: 1.00

Quant Time: Nov 11 9:08 2021

Quant Results File: K1019.RES

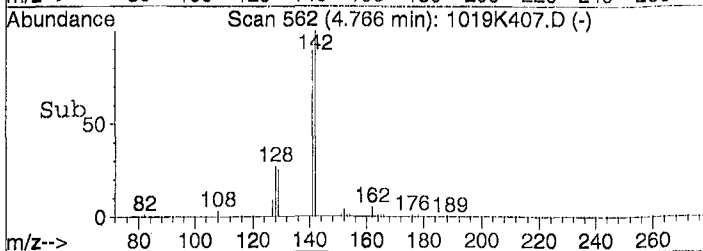
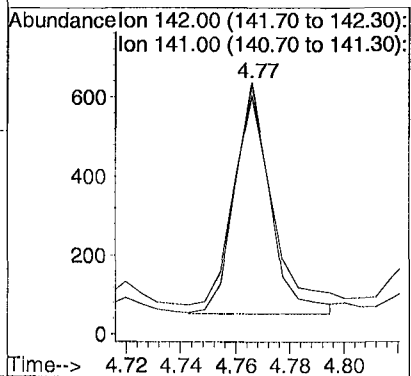
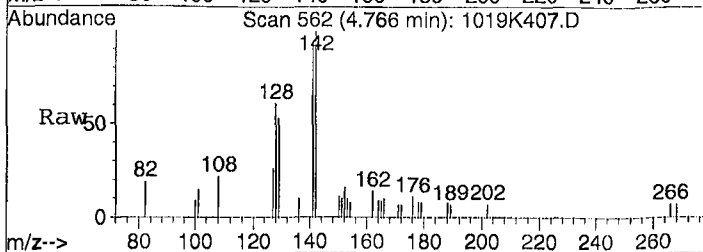
Method : M:\KYLO\DATA\211019\K1019.M (RTE Integrator)
Title : EPA 8270
Last Update : Tue Nov 30 08:16:15 2021
Response via : Initial Calibration





#5
 1-Methylnaphthalene
 Concen: 0.12210 ppb m
 RT: 4.77 min Scan# 562
 Delta R.T. -0.03 min
 Lab File: 1019K407.D
 Acq: 10 Nov 21 18:21

Tgt Ion: 142 Resp: 531
 Ion Ratio Lower Upper
 142 100
 141 95.0 61.1 113.5



Data File : M:\KYLO\DATA\211019\1019K408.D
 Acq On : 10 Nov 21 18:41
 Sample : BA45110W08 1/1000
 Misc :

Vial: 108
 Operator: LS
 Inst : KYLO
 Multiplr: 1.00

Quant Time: Nov 11 9:12 2021

Quant Results File: K1019.RES

Quant Method : M:\KYLO\DATA\211019\K1019.M (RTE Integrator)
 Title : EPA 8270
 Last Update : Tue Nov 09 10:14:45 2021
 Response via : Initial Calibration
 DataAcq Meth : SIM_2

Internal Standards	R.T.	QI on	Response	Conc	Units	Dev (Min)
1) Napthalene-D8 (IS)	3.89	136	12948	2.50000	ppb	0.00
6) Acenaphthene-D10 (IS)	5.82	164	6601	2.50000	ppb	-0.03
10) Phenanthrene-D10 (IS)	7.52	188	10228	2.50000	ppb	-0.03
15) Chrysene-D12 (IS)	10.58	240	12143	2.50000	ppb	-0.04
20) Perylene-D12 (IS)	12.77	264	11109	2.50000	ppb	-0.06
System Monitoring Compounds						
3) 2-Methylnaphthalene-D10 (2)	4.63	152	27063	4.09302	ppb	-0.03
Spiked Amount	5.000		Recovery	=	81.860%	
13) Fluoranthene-D10 (FRT)	8.90	212	25388	3.18418	ppb	-0.04
Spiked Amount	5.000		Recovery	=	63.680%	
Target Compounds						
2) Naphthalene	3.91	128	484923	72.09784	ppb	Qvalue 100
4) 2-Methylnaphthalene	4.66	142	137556	34.89617	ppb	98
5) 1-Methylnaphthalene	4.77	142	140233	35.25021	ppb	99

(#) = qualifier out of range (m) = manual integration
 1019K408.D K1019.M Tue Nov 30 11:35:38 2021


Data File : M:\KYLO\DATA\211019\1019K408.D
Acq On : 10 Nov 21 18:41
Sample : BA45110W08 1/1000
Misc :

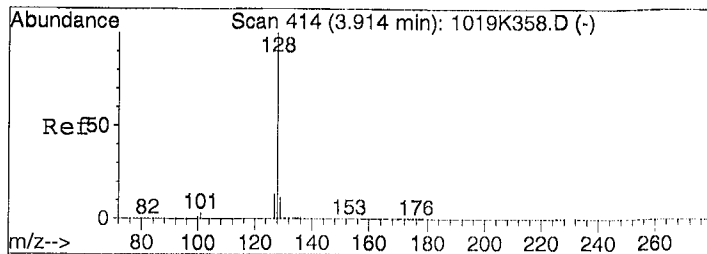
Vial: 108
Operator: LS
Inst : KYLO
Multiplr: 1.00

Quant Time: Nov 11 9:12 2021

Quant Results File: K1019.RES

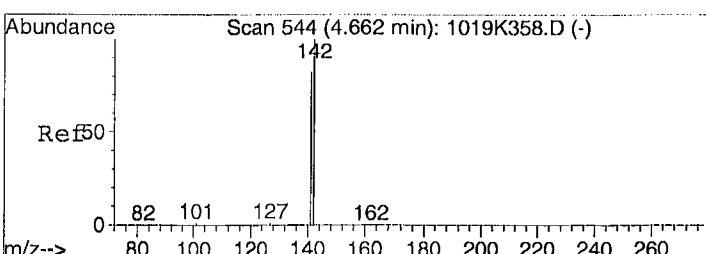
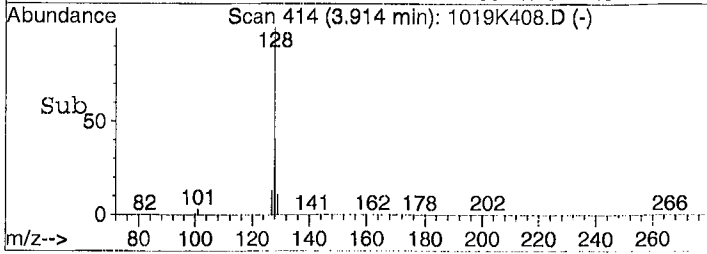
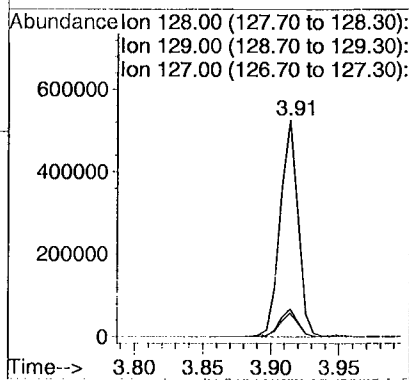
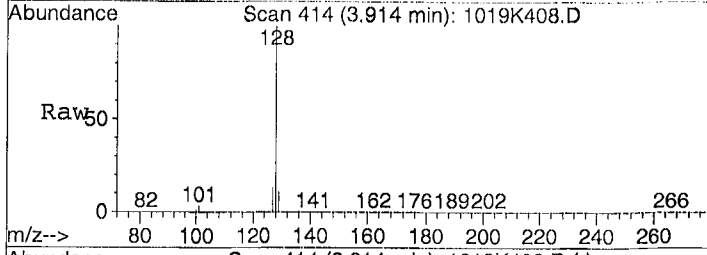
Method : M:\KYLO\DATA\211019\K1019.M (RTE Integrator)
Title : EPA 8270
Last Update : Tue Nov 30 08:16:15 2021
Response via : Initial Calibration





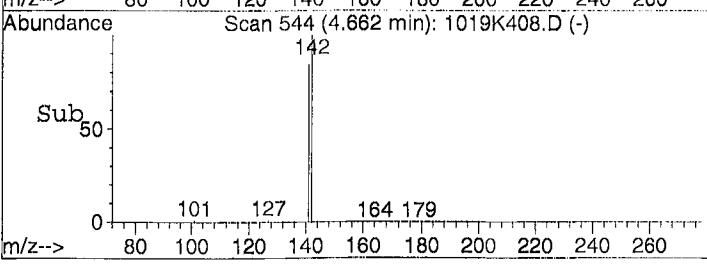
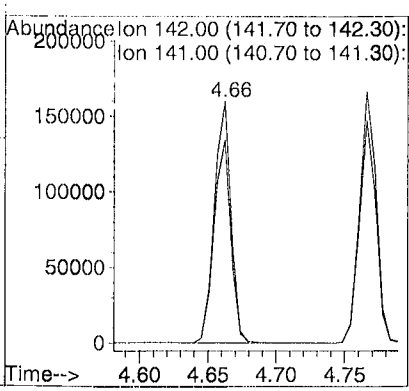
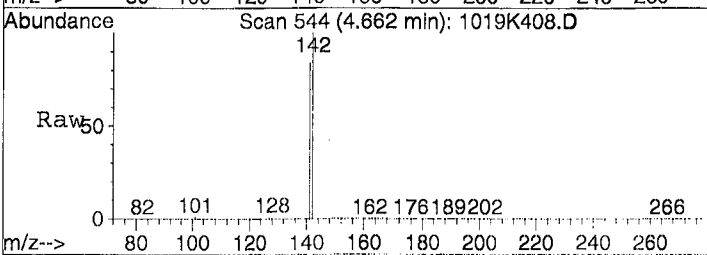
#2
 Naphthalene
 Concen: 72.09784 ppb
 RT: 3.91 min Scan# 414
 Delta R.T. -0.03 min
 Lab File: 1019K408.D
 Acq: 10 Nov 21 18:41

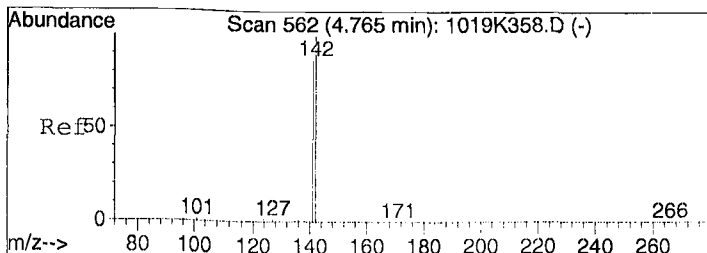
Tgt Ion	Resp	Lower	Upper
128	484923		
129	11.0	7.5	13.9
127	13.0	9.0	16.8



#4
 2-Methylnaphthalene
 Concen: 34.89617 ppb
 RT: 4.66 min Scan# 544
 Delta R.T. -0.03 min
 Lab File: 1019K408.D
 Acq: 10 Nov 21 18:41

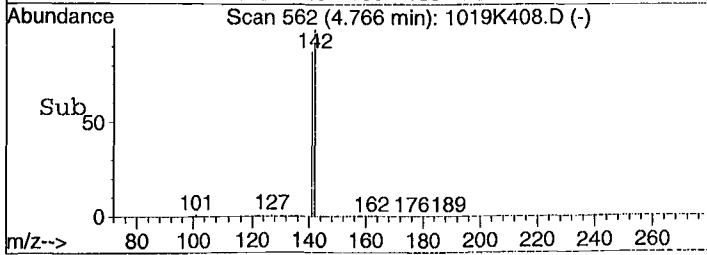
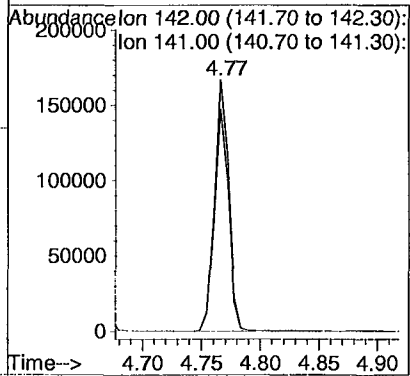
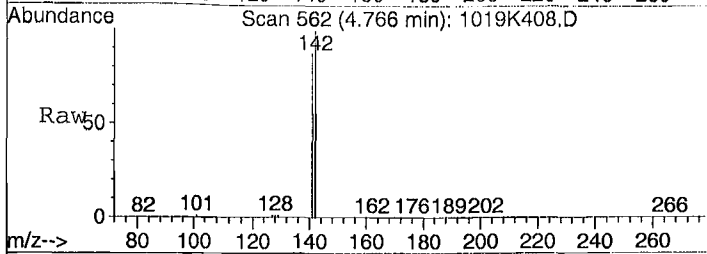
Tgt Ion	Resp	Lower	Upper
142	137556		
141	83.9	59.8	111.0





#5
 1-Methylnaphthalene
 Concen: 35.25021 ppb
 RT: 4.77 min Scan# 562
 Delta R.T. -0.03 min
 Lab File: 1019K408.D
 Acq: 10 Nov 21 18:41

Tgt Ion: 142 Resp: 140233
 Ion Ratio Lower Upper
 142 100
 141 88.4 61.1 113.5



Data File : M:\KYLO\DATA\211019\1019K409.D
 Acq On : 10 Nov 21 19:01
 Sample : BA45112W08 1/950
 Misc :

Vial: 109
 Operator: LS
 Inst : KYLO
 Multiplr: 1.05

Quant Time: Nov 11 9:13 2021

Quant Results File: K1019.RES

Quant Method : M:\KYLO\DATA\211019\K1019.M (RTE Integrator)
 Title : EPA 8270
 Last Update : Tue Nov 09 10:14:45 2021
 Response via : Initial Calibration
 DataAcq Meth : SIM_2

Internal Standards	R.T.	QIon	Response	Conc	Units	Dev(Min)
1) Napthalene-D8 (IS)	3.89	136	14277	2.50000	ppb	0.00
6) Acenaphthene-D10 (IS)	5.82	164	7093	2.50000	ppb	-0.03
10) Phenanthrene-D10 (IS)	7.52	188	10882	2.50000	ppb	-0.03
15) Chrysene-D12 (IS)	10.58	240	12971	2.50000	ppb	-0.04
20) Perylene-D12 (IS)	12.76	264	11846	2.50000	ppb	-0.07
System Monitoring Compounds						
3) 2-Methylnaphthalene-D10 (2)	4.62	152	28898	4.17232	ppb	-0.03
Spiked Amount	5.263		Recovery	=	79.268%	
13) Fluoranthene-D10 (FRT)	8.90	212	32495	4.03222	ppb	-0.04
Spiked Amount	5.263		Recovery	=	76.608%	

Target Compounds

Qvalue

Quantitation Report


Data File : M:\KYLO\DATA\211019\1019K409.D
Acq On : 10 Nov 21 19:01
Sample : BA45112W08 1/950
Misc :

Vial: 109
Operator: LS
Inst : KYLO
Multiplr: 1.05

Quant Time: Nov 11 9:13 2021

Quant Results File: K1019.RES

Method : M:\KYLO\DATA\211019\K1019.M (RTE Integrator)
Title : EPA 8270
Last Update : Tue Nov 30 08:16:15 2021
Response via : Initial Calibration



Data File : M:\KYLO\DATA\211019\1019K410.D Vial: 110
 Acq On : 10 Nov 21 19:21 Operator: LS
 Sample : BA45114W07 1/1020 Inst : KYLO
 Misc : Multiplr: 0.98

Quant Time: Nov 11 9:13 2021 Quant Results File: K1019.RES

Quant Method : M:\KYLO\DATA\211019\K1019.M (RTE Integrator)
 Title : EPA 8270
 Last Update : Tue Nov 09 10:14:45 2021
 Response via : Initial Calibration
 DataAcq Meth : SIM_2

Internal Standards	R.T.	QIon	Response	Conc	Units	Dev(Min)
1) Napthalene-D8 (IS)	3.89	136	13959	2.50000	ppb	0.00
6) Acenaphthene-D10 (IS)	5.82	164	6875	2.50000	ppb	-0.04
10) Phenanthrene-D10 (IS)	7.52	188	10712	2.50000	ppb	-0.03
15) Chrysene-D12 (IS)	10.58	240	12934	2.50000	ppb	-0.04
20) Perylene-D12 (IS)	12.77	264	11466	2.50000	ppb	-0.06
System Monitoring Compounds						
3) 2-Methylnaphthalene-D10 (2)	4.62	152	28267	3.88772	ppb	-0.03
Spiked Amount	4.902		Recovery	=	79.315%	
13) Fluoranthene-D10 (FRT)	8.90	212	30163	3.54130	ppb	-0.04
Spiked Amount	4.902		Recovery	=	72.236%	
Target Compounds						Qvalue


Data File : M:\KYLO\DATA\211019\1019K410.D
Acq On : 10 Nov 21 19:21
Sample : BA45114W07 1/1020
Misc :

Vial: 110
Operator: LS
Inst : KYLO
Multiplr: 0.98

Quant Time: Nov 11 9:13 2021

Quant Results File: K1019.RES

Method : M:\KYLO\DATA\211019\K1019.M (RTE Integrator)
Title : EPA 8270
Last Update : Tue Nov 30 08:16:15 2021
Response via : Initial Calibration



Data File : M:\KYLO\DATA\211019\1019K401.D Vial: 101
 Acq On : 10 Nov 21 16:22 Operator: LS
 Sample : 211109A BLK 1/1000 Inst : KYLO
 Misc : Multiplr: 1.00

Quant Time: Nov 10 16:56 2021 Quant Results File: K1019.RES

Quant Method : M:\KYLO\DATA\211019\K1019.M (RTE Integrator)
 Title : EPA 8270
 Last Update : Tue Nov 09 10:14:45 2021
 Response via : Initial Calibration
 DataAcq Meth : SIM_2

Internal Standards	R.T.	QIon	Response	Conc	Units	Dev(Min)
1) Napthalene-D8 (IS)	3.89	136	14000	2.50000	ppb	0.00
6) Acenaphthene-D10 (IS)	5.82	164	6855	2.50000	ppb	-0.03
10) Phenanthrene-D10 (IS)	7.52	188	10828	2.50000	ppb	-0.03
15) Chrysene-D12 (IS)	10.58	240	12880	2.50000	ppb	-0.04
20) Perylene-D12 (IS)	12.77	264	11916	2.50000	ppb	-0.06
System Monitoring Compounds						
3) 2-Methylnaphthalene-D10 (2)	4.62	152	30017	4.19865	ppb	-0.03
Spiked Amount	5.000		Recovery	=	83.980%	
13) Fluoranthene-D10 (FRT)	8.90	212	39481	4.67735	ppb	-0.04
Spiked Amount	5.000		Recovery	=	93.540%	
Target Compounds						Qvalue

Quantitation Report


Data File : M:\KYLO\DATA\211019\1019K401.D
Acq On : 10 Nov 21 16:22
Sample : 211109A BLK 1/1000
Misc :

Vial: 101
Operator: LS
Inst : KYLO
Multiplr: 1.00

Quant Time: Nov 10 16:56 2021

Quant Results File: K1019.RES

Method : M:\KYLO\DATA\211019\K1019.M (RTE Integrator)
Title : EPA 8270
Last Update : Tue Nov 30 08:16:15 2021
Response via : Initial Calibration



Data File : M:\KYLO\DATA\211019\1019K402.D
 Acq On : 10 Nov 21 16:42
 Sample : 211.109A LCS-1 1/1000
 Misc :

Vial: 102
 Operator: LS
 Inst : KYLO
 Multiplr: 1.00

Quant Time: Nov 11 8:27 2021

Quant Results File: K1019.RES

Quant Method : M:\KYLO\DATA\211019\K1019.M (RTE Integrator)
 Title : EPA 8270
 Last Update : Tue Nov 09 10:14:45 2021
 Response via : Initial Calibration
 DataAcq Meth : SIM_2

Internal Standards	R.T.	QIon	Response	Conc	Units	Dev(Min)
1) Naphthalene-D8 (IS)	3.89	136	13784	2.50000	ppb	0.00
6) Acenaphthene-D10 (IS)	5.82	164	6714	2.50000	ppb	-0.03
10) Phenanthrene-D10 (IS)	7.52	188	10491	2.50000	ppb	-0.03
15) Chrysene-D12 (IS)	10.57	240	12823	2.50000	ppb	-0.04
20) Perylene-D12 (IS)	12.76	264	11726	2.50000	ppb	-0.07
System Monitoring Compounds						
3) 2-Methylnaphthalene-D10 (2)	4.62	152	29331	4.16699	ppb	-0.03
Spiked Amount	5.000		Recovery	=	83.340%	
13) Fluoranthene-D10 (FRT)	8.90	212	36215	4.42825	ppb	-0.04
Spiked Amount	5.000		Recovery	=	88.560%	
Target Compounds						
						Qvalue
2) Naphthalene	3.91	128	28105	3.92519	ppb	99
4) 2-Methylnaphthalene	4.66	142	16851	4.01561	ppb	100
5) 1-Methylnaphthalene	4.77	142	16712	3.94609	ppb	100
7) Acenaphthylene	5.66	152	56929	4.09569	ppb	100
8) Acenaphthene	5.86	154	14705	3.99419	ppb	99
9) Fluorene	6.45	166	17505	4.10312	ppb	98
11) Phenanthrene	7.55	178	23425	4.05736	ppb	100
12) Anthracene	7.61	178	21932	4.02196	ppb	99
14) Fluoranthene	8.92	202	38353	4.27620	ppb	98
16) Pyrene	9.17	202	39160	3.98861	ppb	98
17) Benz (a) anthracene	10.56	228	28661	3.98777	ppb	100
18) Chrysene	10.61	228	32084	4.01521	ppb	99
19) Indeno (1,2,3-cd) pyrene	14.32	276	20468	3.60139	ppb	92
21) Benzo (b) fluoranthene	12.08	252	26485	4.01057	ppb	98
22) Benzo (k) fluoranthene	12.13	252	31549	4.17772	ppb	99
23) Benzo (a) pyrene	12.66	252	25808	4.10307	ppb	99
24) Dibenz (a,h) anthracene	14.36	278	25154	4.04449	ppb	96
25) Benzo (g,h,i) perylene	14.64	276	26502	3.91559	ppb	100

(#) = qualifier out of range (m) = manual integration
 1019K402.D K1019.M Tue Nov 30 11:36:15 2021


Data File : M:\KYLO\DATA\211019\1019K402.D
Acq On : 10 Nov 21 16:42
Sample : 211109A LCS-1 1/1000
Misc :

Vial: 102
Operator: LS
Inst : KYLO
Multiplr: 1.00

Quant Time: Nov 11 8:27 2021

Quant Results File: K1019.RES

Method : M:\KYLO\DATA\211019\K1019.M (RTE Integrator)
Title : EPA 8270
Last Update : Tue Nov 30 08:16:15 2021
Response via : Initial Calibration



Data File : M:\KYLO\DATA\211019\1019K403.D
 Acq On : 10 Nov 21 17:02
 Sample : 211109A LCSD-1 1/1000
 Misc :

Vial: 103
 Operator: LS
 Inst : KYLO
 Multiplr: 1.00

Quant Time: Nov 11 8:27 2021

Quant Results File: K1019.RES

Quant Method : M:\KYLO\DATA\211019\K1019.M (RTE Integrator)
 Title : EPA 8270
 Last Update : Tue Nov 09 10:14:45 2021
 Response via : Initial Calibration
 DataAcq Meth : SIM_2

Internal Standards	R.T.	QIon	Response	Conc	Units	Dev(Min)
1) Naphthalene-D8 (IS)	3.89	136	14760	2.50000	ppb	0.00
6) Acenaphthene-D10 (IS)	5.82	164	7229	2.50000	ppb	-0.03
10) Phenanthrene-D10 (IS)	7.52	188	11341	2.50000	ppb	-0.03
15) Chrysene-D12 (IS)	10.57	240	13795	2.50000	ppb	-0.04
20) Perylene-D12 (IS)	12.76	264	12598	2.50000	ppb	-0.07
System Monitoring Compounds						
3) 2-Methylnaphthalene-D10 (2)	4.62	152	32363	4.29371	ppb	-0.03
Spiked Amount	5.000		Recovery	=	85.880%	
13) Fluoranthene-D10 (FRT)	8.90	212	40019	4.52663	ppb	-0.04
Spiked Amount	5.000		Recovery	=	90.540%	
Target Compounds						
						Qvalue
2) Naphthalene	3.91	128	30512	3.97957	ppb	100
4) 2-Methylnaphthalene	4.66	142	18190	4.04806	ppb	100
5) 1-Methylnaphthalene	4.77	142	18239	4.02188	ppb	100
7) Acenaphthylene	5.66	152	62578	4.18137	ppb	100
8) Acenaphthene	5.86	154	16206	4.08830	ppb	100
9) Fluorene	6.45	166	19425	4.22879	ppb	98
11) Phenanthrene	7.55	178	25894	4.14886	ppb	100
12) Anthracene	7.61	178	23881	4.05114	ppb	99
14) Fluoranthene	8.92	202	42222	4.35475	ppb	98
16) Pyrene	9.17	202	43086	4.07927	ppb	96
17) Benz (a) anthracene	10.56	228	32119	4.15402	ppb	100
18) Chrysene	10.61	228	34202	3.97868	ppb	99
19) Indeno (1,2,3-cd) pyrene	14.32	276	22358	3.65384	ppb	91
21) Benzo (b) fluoranthene	12.08	252	29086	4.09957	ppb	98
22) Benzo (k) fluoranthene	12.12	252	33742	4.15885	ppb	99
23) Benzo (a) pyrene	12.66	252	28111	4.15986	ppb	99
24) Dibenz (a,h) anthracene	14.36	278	27429	4.10502	ppb	97
25) Benzo (g,h,i) perylene	14.64	276	28841	3.96622	ppb	100

(#) = qualifier out of range (m) = manual integration


Data File : M:\KYLO\DATA\211019\1019K403.D
Acq On : 10 Nov 21 17:02
Sample : 211109A LCSD-1 1/1000
Misc :

Vial: 103
Operator: LS
Inst : KYLO
Multiplr: 1.00

Quant Time: Nov 11 8:27 2021

Quant Results File: K1019.RES

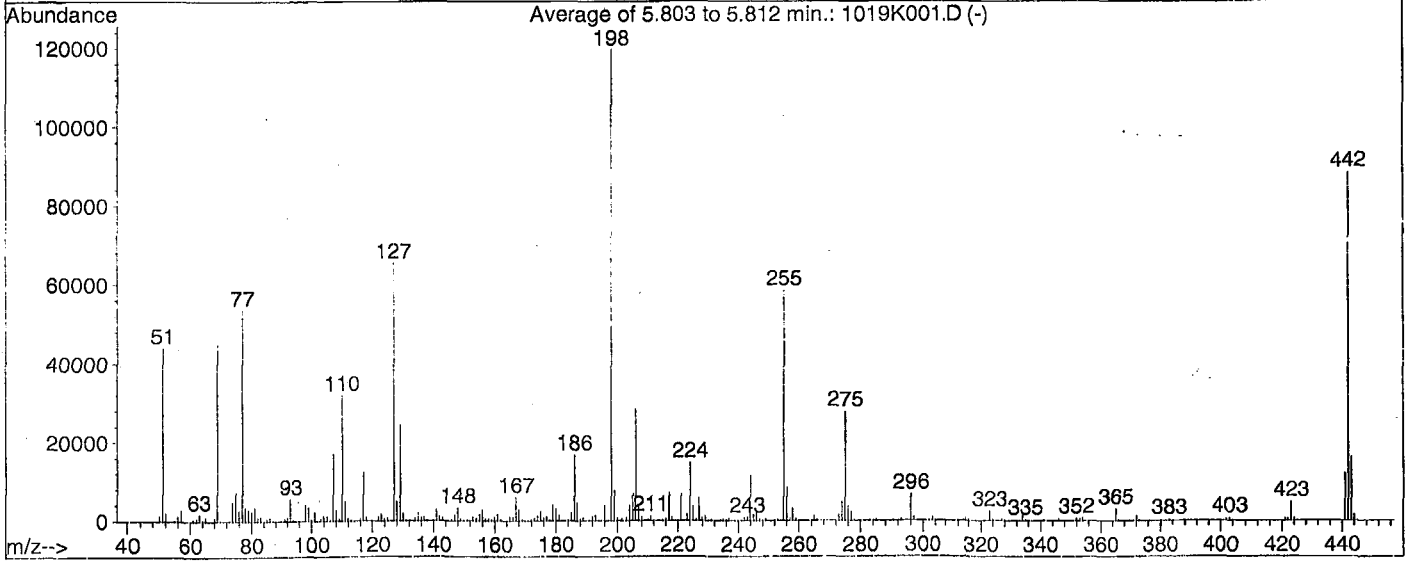
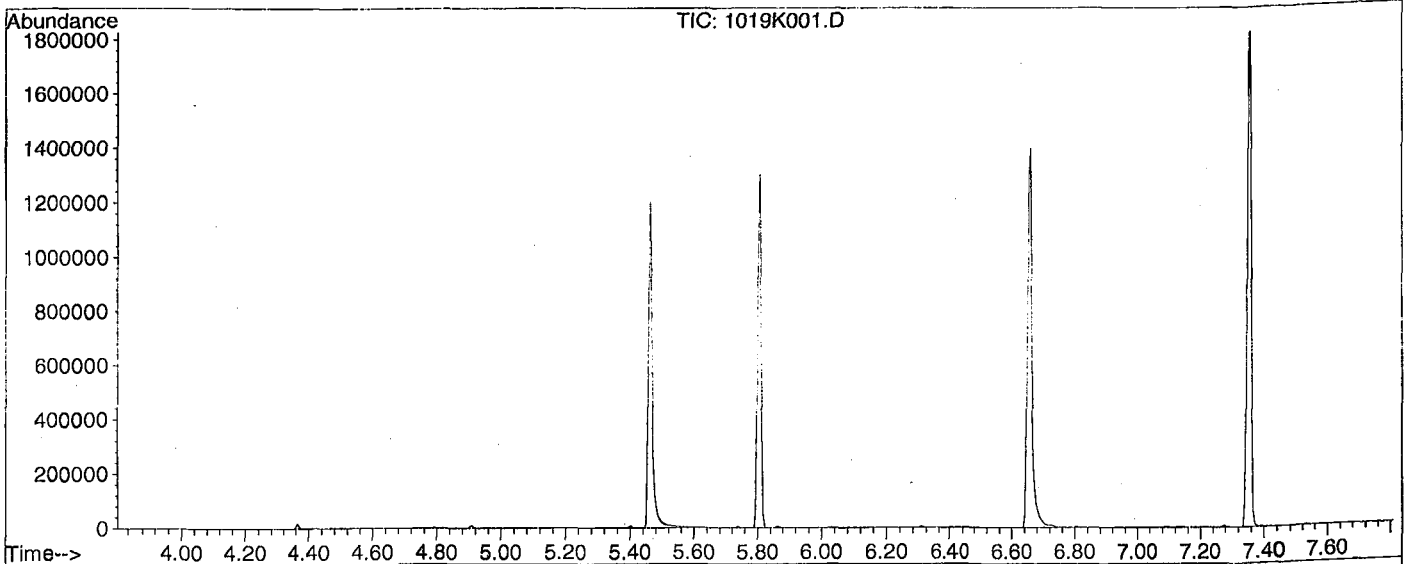
Method : M:\KYLO\DATA\211019\K1019.M (RTE Integrator)
Title : EPA 8270
Last Update : Tue Nov 30 08:16:15 2021
Response via : Initial Calibration



Data File : M:\KYLO\DATA\211019\1019K001.D
 Acq On : 19 Oct 21 13:58
 Sample : SV TUNE 7/2/21
 Misc :

Vial: 1
 Operator: LS
 Inst : KYLO
 Multiplr: 1.00

Method : M:\KYLO\DATA\211019\DFTPP2.M (Chemstation Integrator)
 Title :



AutoFind: Scans 476, 477, 478; Background Corrected with Scan 470

Target Mass	Rel. to Mass	Lower Limit%	Upper Limit%	Rel. Abn%	Raw Abn	Result Pass/Fail
51	198	10	80	36.8	44033	PASS
68	69	0.00	2	1.7	772	PASS
70	69	0.00	2	0.4	170	PASS
127	198	10	80	54.6	65376	PASS
197	198	0.00	2	0.2	185	PASS
198	198	100	100	100.0	119640	PASS
199	198	5	9	6.5	7734	PASS
275	198	10	60	23.2	27808	PASS
365	198	1	100	2.5	3043	PASS
441	442	0.01	24	13.9	12169	PASS
442	198	50	500	73.4	87760	PASS
443	442	15	24	18.4	16149	PASS

M:\KYLO\DATA\211019\1019K001.D

Data File Name: 1019K001.D
Data File Path: M:\KYLO\DATA\211019\
Operator: LS
Date Acquired: 19 Oct 2021 13:58
Method File: DFTPP2.M
Sample Name: SV TUNE 7/2/21
Vial Number: 1
Instrument Name: KYLO

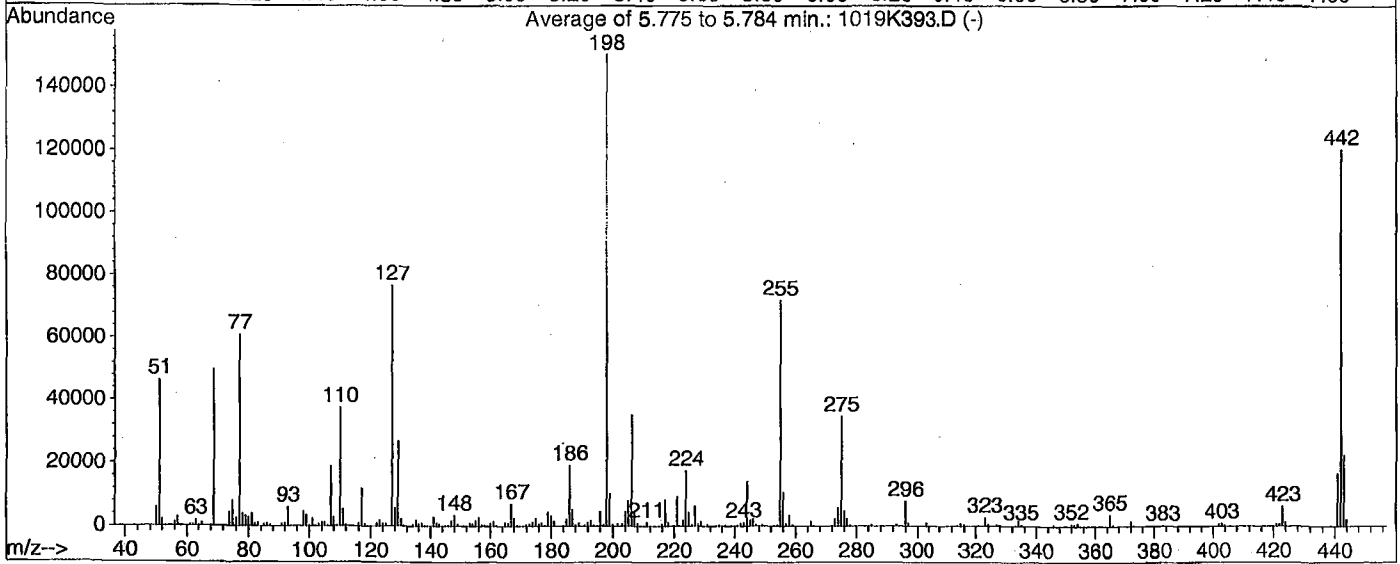
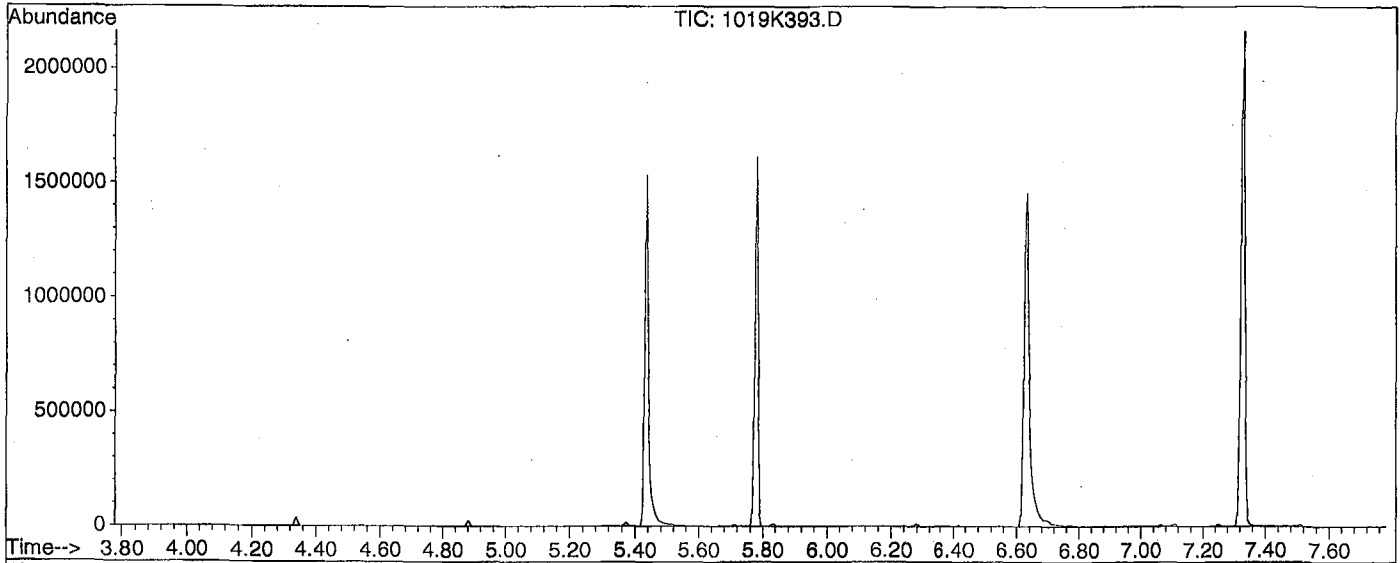
#	Name	Ret Time	Target Response
1)	DDT	7.36	16763500
2)	DDD	7.13	0
3)	DDE	6.80	0

Breakdown 0.00

Data File : M:\KYLO\DATA\211019\1019K393.D
 Acq On : 10 Nov 21 12:42
 Sample : SV TUNE 7/2/21
 Misc :

Vial: 93
 Operator: LS
 Inst : KYLO
 Multiplr: 1.00

Method : M:\KYLO\DATA\211019\K1019.M (RTE Integrator)
 Title : EPA 8270



AutoFind: Scans 470, 471, 472; Background Corrected with Scan 464

Target Mass	Rel. to Mass	Lower Limit%	Upper Limit%	Rel. Abn%	Raw Abn	Result Pass/Fail
51	198	10	80	30.9	46507	PASS
68	69	0.00	2	0.9	446	PASS
70	69	0.00	2	0.3	126	PASS
127	198	10	80	51.1	76899	PASS
197	198	0.00	2	0.4	594	PASS
198	198	100	100	100.0	150584	PASS
199	198	5	9	6.8	10206	PASS
275	198	10	60	23.2	34867	PASS
365	198	1	100	2.5	3757	PASS
441	442	0.01	24	13.8	16664	PASS
442	198	50	500	80.0	120501	PASS
443	442	15	24	18.8	22680	PASS

Data File Name: 1019K393.D
Data File Path: M:\KYLO\DATA\211019\
Operator: LS
Date Acquired: 10 Nov 2021 12:42
Method File: DFTPP2.M
Sample Name: SV TUNE 7/2/21
Vial Number: 93
Instrument Name: KYLO

#	Name	Ret Time	Target Response
1)	DDT	7.29	18957200
2)	DDD	7.07	0
3)	DDE	6.75	0

Breakdown 0.00

Name of Final Standard

SIM Curve

Prep'd By (Initials)

LS

Prep Date

10/13/2021

Exp Date

6/17/2022

Initial Standard Information						Final Standard Information			
Name of Initial Standard (from container Label)	Supplier	Supplier P/N# (or APPL Mix Name)	Conc. (range)	Lot # with QA # (or reference to APPL prep date)	Exp Date	Aliquot from Stock	Final Volume	Final Solvent + Lot# (or APPL Prep Date)	Final Standard Conc (range)
1.0 ug/mL SIM	APPL	1.0 ug/mL SIM	1.0 ug/mL	9/9/2021	6/17/2022	10 uL	100uL	MC 61117 90uL	0.1 ug/mL
SIM Internal Standard	APPL	SIM Internal Standard	125 ug/mL	6/17/2021	6/17/2022	2 uL	*	*	2.5ug/mL
1.0 ug/mL SIM	APPL	1.0 ug/mL SIM	1.0 ug/mL	9/9/2021	6/17/2022	20 uL	100uL	MC 61117 80uL	0.2 ug/mL
SIM Internal Standard	APPL	SIM Internal Standard	125 ug/mL	6/17/2021	6/17/2022	2 uL	*	*	2.5ug/mL
5.0 ug/mL SIM	APPL	5.0 ug/mL SIM	5.0 ug/mL	9/9/2021	6/17/2022	10 uL	100uL	MC 61117 90uL	0.5 ug/mL
SIM Internal Standard	APPL	SIM Internal Standard	125 ug/mL	6/17/2021	6/17/2022	2 uL	*	*	2.5ug/mL
5.0 ug/mL SIM	APPL	5.0 ug/mL SIM	5.0 ug/mL	9/9/2021	6/17/2022	20 uL	100uL	MC 61117 80 uL	1.0 ug/mL
SIM Internal Standard	APPL	SIM Internal Standard	125 ug/mL	6/17/2021	6/17/2022	2 uL	*	*	2.5ug/mL
SIM STOCK	APPL	SIM STOCK	200 ug/mL	6/17/2021	6/17/2022	5 uL	200uL	MC 61117 190 uL	5.0 ug/mL
SIM SURROGATE	APPL	SIM SURR	100 ug/mL	6/17/2021	6/17/2022	5 uL	*	*	2.5ug/mL
SIM Internal Standard	APPL	SIM Internal Standard	125 ug/mL	6/17/2021	6/17/2022	4 uL	*	*	2.5ug/mL
SIM STOCK	APPL	SIM STOCK	200 ug/mL	6/17/2021	6/17/2022	5 uL	100 uL	MC 61117 90 uL	10 ug/mL
SIM SURROGATE	APPL	SIM SURR	100 ug/mL	6/17/2021	6/17/2022	5 uL	*	*	5 ug/mL
SIM Internal Standard	APPL	SIM Internal Standard	125 ug/mL	6/17/2021	6/17/2022	2 uL	*	*	2.5ug/mL
SIM STOCK	APPL	SIM STOCK	200 ug/mL	6/17/2021	6/17/2022	25 uL	100uL	MC 61117 50 uL	50 ug/mL
SIM SURROGATE	APPL	SIM SURR	100 ug/mL	6/17/2021	6/17/2022	25 uL	*	*	25 ug/mL
SIM Internal Standard	APPL	SIM Internal Standard	125 ug/mL	6/17/2021	6/17/2022	2 uL	*	*	2.5ug/mL
SIM STOCK	APPL	SIM STOCK	200 ug/mL	6/17/2021	6/17/2022	50 uL	100uL	na	100 ug/mL
SIM SURROGATE	APPL	SIM SURR	100 ug/mL	6/17/2021	6/17/2022	50 uL	*	*	50 ug/mL
SIM Internal Standard	APPL	SIM Internal Standard	125 ug/mL	6/17/2021	6/17/2022	2 uL	*	*	2.5ug/mL

Name of Final Standard

8270 PAH SIM Second Source

Prep'd By (Initials)

LS

Prep Date

10/13/2021

Exp Date

6/17/2022

Initial Standard Information						Final Standard Information			
Name of Initial Standard (from container Label)	Supplier	Supplier P/N# (or APPL Mix Name)	Conc. (range)	Lot # with QA # (or reference to APPL prep date)	Exp Date	Aliquot from Stock	Final Volume	Final Solvent + Lot# (or APPL Prep Date)	Final Standard Conc (range)
PAH SIM SS Stock	Phenova	AL0-130490	200 ug/mL	6/17/2021	6/17/2022	5 uL	200uL	MC 61117 195uL	5 ug/mL
SIM Internal Standard	APPL	SIM Internal Standard	125 ug/mL	6/17/2021	6/17/2022	4 uL	*	*	2.5ug/mL

Name of Final Standard PAH SIM Stock (Ampule)
 Prep Date 6/17/2021
 Exp Date 6/17/2022

Prep'd By (Initials) LS

Initial Standard Information						Final Standard Information			
Name of Initial Standard (from container Label)	Supplier	Supplier P/N# (or APPL Mix Name)	Conc.(range)	Lot # with QA # (or reference to APPL prep date)	Exp Date	Aliquot from Stock	Final Volume	Final Solvent + Lot# (or APPL Prep Date)	Final Standard Conc (range)
Custom PAH SIM Mix	Phenova	ALO-130490	200 ug/mL	CL13121-52443	12/31/2022	1000 uL	1mL	NA	200 ug/mL

Name of Final Standard SIM Surrogate
 Prep Date 6/17/2021
 Exp Date 6/17/2022

Prep'd By (Initials) LS

Initial Standard Information						Final Standard Information			
Name of Initial Standard (from container Label)	Supplier	Supplier P/N# (or APPL Mix Name)	Conc.(range)	Lot # with QA # (or reference to APPL prep date)	Exp Date	Aliquot from Stock	Final Volume	Final Solvent + Lot# (or APPL Prep Date)	Final Standard Conc (range)
Sim Surrogate Deuterated	Restek	33913	2000 ug/mL	A0161454-50793	5/31/2026	1 mL	20 mL	Acetone #0246130	100 ug/mL

Name of Final Standard 8270 SIM PAH Internal Standard
 Prep Date 6/17/2021
 Exp Date 6/17/2022

Prep'd By (Initials) LS

Initial Standard Information						Final Standard Information			
Name of Initial Standard (from container Label)	Supplier	Supplier P/N# (or APPL Mix Name)	Conc.(range)	Lot # with QA # (or reference to APPL prep date)	Exp Date	Aliquot from Stock	Final Volume	Final Solvent + Lot# (or APPL Prep Date)	Final Standard Conc (range)
SV Internal Standard	Restek	31206	2000 ug/mL	A0162879-50593	6/30/2026	625uL	10mL	MC 60338	125 ug/mL

Name of Final Standard SIM SS Stock (Ampule second source)
 Prep Date 6/17/2021
 Exp Date 6/17/2022

Prep'd By LS

Initial Standard Information						Final Standard Information			
Name of Initial Standard (from container Label)	Supplier	Supplier P/N# (or APPL Mix Name)	Conc.(range)	Lot # with QA # (or reference to APPL prep date)	Exp Date	Aliquot from Stock	Final Volume	Final Solvent + Lot# (or APPL Prep Date)	Final Standard Conc (range)
Custom PAH SIM Mix	Phenova	ALO-130490	200 ug/mL	CL13117-51757	12/31/2022	1000 uL	1mL	NA	200 ug/mL

Name of Final Standard PAH SIM Stock (Ampule)
 Prep Date 6/17/2021
 Exp Date 6/17/2022

Prep'd By (Initials) LS

Initial Standard Information						Final Standard Information			
Name of Initial Standard (from container Label)	Supplier	Supplier P/N# (or APPL Mix Name)	Conc.(range)	Lot # with QA # (or reference to APPL prep date)	Exp Date	Aliquot from Stock	Final Volume	Final Solvent + Lot# (or APPL Prep Date)	Final Standard Conc (range)
Custom PAH SIM Mix	Phenova	ALO-130490	200 ug/mL	CL13121-52443	12/31/2022	1000 uL	1mL	NA	200 ug/mL

Name of Final Standard SIM Surrogate
 Prep Date 6/17/2021
 Exp Date 6/17/2022

Prep'd By (Initials) LS

Initial Standard Information						Final Standard Information			
Name of Initial Standard (from container Label)	Supplier	Supplier P/N# (or APPL Mix Name)	Conc.(range)	Lot # with QA # (or reference to APPL prep date)	Exp Date	Aliquot from Stock	Final Volume	Final Solvent + Lot# (or APPL Prep Date)	Final Standard Conc (range)
Sim Surrogate Deuterated	Restek	33913	2000 ug/mL	A0161454-50793	5/31/2026	1 mL	20 mL	Acetone #0246130	100 ug/mL

Name of Final Standard 8270 SIM PAH Internal Standard
 Prep Date 6/17/2021
 Exp Date 6/17/2022

Prep'd By (Initials) LS

Initial Standard Information						Final Standard Information			
Name of Initial Standard (from container Label)	Supplier	Supplier P/N# (or APPL Mix Name)	Conc.(range)	Lot # with QA # (or reference to APPL prep date)	Exp Date	Aliquot from Stock	Final Volume	Final Solvent + Lot# (or APPL Prep Date)	Final Standard Conc (range)
SV Internal Standard	Restek	31206	2000 ug/mL	A0162879-50593	6/30/2026	625uL	10mL	MC 60338	125 ug/mL

Name of Final Standard SIM SS Stock (Ampule second source)
 Prep Date 6/17/2021
 Exp Date 6/17/2022

Prep'd By LS

Initial Standard Information						Final Standard Information			
Name of Initial Standard (from container Label)	Supplier	Supplier P/N# (or APPL Mix Name)	Conc.(range)	Lot # with QA # (or reference to APPL prep date)	Exp Date	Aliquot from Stock	Final Volume	Final Solvent + Lot# (or APPL Prep Date)	Final Standard Conc (range)
Custom PAH SIM Mix	Phenova	ALO-130490	200 ug/mL	CL13117-51757	12/31/2022	1000 uL	1mL	NA	200 ug/mL

Name of Final Standard 5 SIM CCV (2x)
 Prep Date 10/19/2021
 Exp Date 6/17/2022

Prep'd By (Initials) LS

Initial Standard Information						Final Standard Information			
Name of Initial Standard (from container Label)	Supplier	Supplier P/N# (or APPL Mix Name)	Conc.(range)	Lot # with QA # (or reference to APPL prep date)	Exp Date	Aliquot from Stock	Final Volume	Final Solvent + Lot# (or APPL Prep Date)	Final Standard Conc (range)
SIM STOCK	APPL	SIM STOCK	200 ug/mL	6/17/2021	12/31/2022	5 uL	200uL	MC 61117 190 uL	5.0 ug/mL
SIM SURROGATE	APPL	SIM SURR	100 ug/mL	6/17/2021	5/31/2026	5 uL	*	*	2.5ug/mL
SIM Internal Standard	APPL	SIM Internal Standard	125 ug/mL	6/17/2021	6/30/2026	4 uL	*	*	2.5ug/mL

Name of Final Standard SIM Surrogate
 Prep Date 9/21/2021
 Exp Date 9/21/2022

Prep'd By (Initials) _____
 LS/IC _____

Initial Standard Information						Final Standard Information			
Name of Initial Standard (from container Label)	Supplier	Supplier P/N# (or APPL Mix Name)	Conc. (range)	Lot # with QA # (or reference to APPL prep date)	Exp Date	Aliquot from Stock	Final Volume	Final Solvent + Lot# (or APPL Prep Date)	Final Standard Conc (range)
Sim Surrogate Deuterated	Hestek	33913	2000 ug/mL	A0173323-52639	5/31/2027	1 mL	20 mL	Acetone #0246130	100 ug/mL

Name of Final Standard SIM Surrogate
 Prep Date 8/24/2021
 Exp Date 8/24/2022

Prep'd By (Initials) LS

Initial Standard Information						Final Standard Information			
Name of Initial Standard (from container Label)	Supplier	Supplier P/N# (or APPL Mix Name)	Conc.(range)	Lot # with QA # (or reference to APPL prep date)	Exp Date	Aliquot from Stock	Final Volume	Final Solvent + Lot# (or APPL Prep Date)	Final Standard Conc (range)
Sim Surrogate Deuterated	Restek	33913	2000 ug/mL	A0173323-52640	5/31/2027	1 mL	20 mL	Acetone #0246130	100 ug/mL

Name of Final Standard SIM Spike
 Prep Date 8/5/2021
 Exp Date 5/28/2022

Prep'd By (Initials) LS

Initial Standard Information						Final Standard Information			
Name of Initial Standard (from container Label)	Supplier	Supplier P/N# (or APPL Mix Name)	Conc.(range)	Lot # with QA # (or reference to APPL prep date)	Exp Date	Aliquot from Stock	Final Volume	Final Solvent + Lot# (or APPL Prep Date)	Final Standard Conc (range)
Custom PAH Sim Mix	Phenova	AL0-130490	200 ug/mL	CL13121- 50766,50767,50771,52444,52445	5/28/2022	5 mL	25 mL	Acetone 0246130	40 ug/mL

Name of Final Standard 5 SIM CCV (2x)
 Prep Date 10/19/2021
 Exp Date 6/17/2022

Prep'd By (Initials) LS

Initial Standard Information						Final Standard Information			
Name of Initial Standard (from container Label)	Supplier	Supplier P/N# (or APPL Mix Name)	Conc.(range)	Lot # with QA #	Exp Date	Aliquot from Stock	Final Volume	Final Solvent + Lot# (or APPL Prep Date)	Final Standard Conc (range)
				(or reference to APPL prep date)					
SIM STOCK	APPL	SIM STOCK	200 ug/mL	6/17/2021	12/31/2022	5 uL	200uL	MC 61117 190 uL	5.0 ug/mL
SIM SURROGATE	APPL	SIM SURR	100 ug/mL	6/17/2021	5/31/2026	5 uL	*	*	2.5ug/mL
SIM Internal Standard	APPL	SIM Internal Standard	125 ug/mL	6/17/2021	6/30/2026	4 uL	*	*	2.5ug/mL

Name of Final Standard SIM Surrogate
 Prep Date 8/24/2021
 Exp Date 8/24/2022

Prep'd By (Initials) LS

Initial Standard Information						Final Standard Information			
Name of Initial Standard (from container Label)	Supplier	Supplier P/N# (or APPL Mix Name)	Conc.(range)	Lot # with QA # (or reference to APPL prep date)	Exp Date	Aliquot from Stock	Final Volume	Final Solvent + Lot# (or APPL Prep Date)	Final Standard Conc (range)
Sim Surrogate Deuterated	Restek	33913	2000 ug/mL	A0173323-52640	5/31/2027	1 mL	20 mL	Acetone #0246130	100 ug/mL

Name of Final Standard SIM Surrogate
 Prep Date 9/21/2021
 Exp Date 9/21/2022

Prep'd By (Initials) LS/C

Initial Standard Information						Final Standard Information			
Name of Initial Standard (from container Label)	Supplier	Supplier P/N# (or APPL Mix Name)	Conc.(range)	Lot # with QA # (or reference to APPL prep date)	Exp Date	Aliquot from Stock	Final Volume	Final Solvent + Lot# (or APPL Prep Date)	Final Standard Conc (range)
Sim Surrogate Deuterated	Restek	33913	2000 ug/ml.	A0173323-52639	5/31/2027	1 mL	20 mL	Acetone #0246130	100 ug/mL

Organic Extraction Worksheet

Method	Continuous Liquid/Liquid SVOC 3520C	Extraction Set	211109A	Extraction Method	LIQ003	Units	mL
Spiked ID 1	Sim Spike 10-21-21 10-21-22	Surrogate ID 1	SIM Surrogate 10-21-21 10-21-22				
Spiked ID 2		Surrogate ID 2					
Spiked ID 3		Surrogate ID 3					
Spiked ID 4		Surrogate ID 4					
Spiked ID 5		Surrogate ID 5					
Spiked ID 6		Sufficient Vol for Matrix QC:		NO			
Spiked ID 7		Ext. Start Time:		11/09/21 10:45			
Spiked ID 8		Ext. End Time:		11/10/21 6:05			
		GC Requires Extract By:					
pH1	14	11/09/21 9:29	Water Bath Temp 1 °C	78/77.5 E-WB5 °			
pH2			Water Bath Temp 2 °C	71/71.5 E-WB7			
pH3			Water Bath Temp 3 °C				

Spiked By: SR

Date 11/9/2021

Witnessed By: CG

Date 11/9/2021

Sample	Sample Container	Spike Amount	Spike ID	Surrogate Amount	Surrogate ID	Extract Amount	Final Volume	pH	Extract Date/Time	Comments
1 211109A Blk				0.050	1	1000	1	14	11/09/21 9:21	
					equip	E-HP3 E-WB5				
2 211109A LCS-1		0.125	1	0.050	1	1000	1	14	11/09/21 9:21	
					equip	E-HP4 E-WB5				
3 211109A LCSD-1		0.125	1	0.050	1	1000	1	14	11/09/21 9:21	
					equip	E-HP6 E-WB5				
4 BA45100	BA45100W07			0.050	1	950	1	14	11/09/21 9:21	98098
					equip	E-HP7 E-WB5				
5 BA45101	BA45101W05			0.050	1	950	1	14	11/09/21 9:21	98098
					equip	E-HP8 E-WB5				
6 BA45105	BA45105W08			0.050	1	950	1	14	11/09/21 9:21	98097
					equip	E-HP9 E-WB5				
7 BA45108	BA45108W07			0.050	1	1000	1	14	11/09/21 9:21	98096
					equip	E-HP10 E-WB5				
8 BA45110	BA45110W08			0.050	1	1000	1	14	11/09/21 9:21	98096
					equip	E-HP11 E-WB5				
9 BA45112	BA45112W08			0.050	1	950	1	14	11/09/21 9:21	98096
					equip	E-HP12 E-WB7				
10 BA45114	BA45114W07			0.050	1	1020	1	14	11/09/21 9:21	98096
					equip	E-HP13 E-WB7				

Solvent and Lot#	
PH Strips	HC155968
Dichloromethane (DCM)	61117
10N NaOH (10mLs)	10-18-21
Filter Paper	400189
Na2SO4	2021071206

Extraction COC Transfer	
Extraction lab employee Initials	KY
GC analyst's initials	LS
Date	11/10/21
Time	1423
Refrigerator	GC-C

Technician's Initials	
Scanned By	SR
Sample Preparation	SR
Extraction	SR
Concentration	SR
Modified	11/16/2021 8:46:34 AM

Reviewed By: KY

Date 11/16/2021

Injection Log

Directory: M:\KYLO\DATA\211019\

Line	Vial	FileName	Multiplier	SampleName	Misc Info	Injected
1	1	1019K001.D	1	SV TUNE 7/2/21		19 Oct 21 13:58
2	2	1019K002.D	1	0.1 ug/ml 10/13/21		19 Oct 21 14:09
3	3	1019K003.D	1	0.2 ug/ml 10/13/21		19 Oct 21 14:29
4	4	1019K004.D	1	0.5 ug/ml 10/13/21		19 Oct 21 14:49
5	5	1019K005.D	1	1 ug/ml 10/13/21		19 Oct 21 15:09
6	6	1019K006.D	1	5 ug/ml 10/13/21		19 Oct 21 15:29
7	7	1019K007.D	1	10 ug/ml 10/13/21		19 Oct 21 15:49
8	8	1019K008.D	1	50 ug/ml 10/13/21		19 Oct 21 16:09
9	9	1019K009.D	1	100 ug/ml 10/13/21		19 Oct 21 16:29
10	10	1019K010.D	1	SS ug/ml 10/13/21		19 Oct 21 16:49
11	93	1019K393.D	1	SV TUNE 7/2/21		10 Nov 21 12:42
12	94	1019K394.D	1	5 ug/ml 10/19/21 (1)		10 Nov 21 12:54
13	101	1019K401.D	1	211109A BLK 1/1000		10 Nov 21 16:22
14	102	1019K402.D	1	211109A LCS-1 1/1000		10 Nov 21 16:42
15	103	1019K403.D	1	211109A LCSD-1 1/1000		10 Nov 21 17:02
19	107	1019K407.D	1	BA45108W07 1/1000		10 Nov 21 18:21
20	108	1019K408.D	1	BA45110W08 1/1000		10 Nov 21 18:41
21	109	1019K409.D	1.05263	BA45112W08 1/950		10 Nov 21 19:01
22	110	1019K410.D	0.98039	BA45114W07 1/1020		10 Nov 21 19:21
23	131	1019K431.D	1	5 ug/ml 10/13/21 (2)		11 Nov 21 2:19

ORGANICS
Calibration Data

**VOLATILE ORGANIC ANALYSIS BY
EPA METHOD 8260B**

**Form 6
Initial Calibration**

Lab Name: APPL, Inc.

Case No: _____

Matrix: Water

SDG No: _____

Initial Cal. Date: 10/15/2021

Instrument: Max

Initials: _____

1015M12.D 1015M13.D 1015M14.D 1015M15.D 1015M16.D 1015M17.D 1015M18.D 1015M19.D 1015M20.D

1	2	3	4	5	6	7	8	9			Avg	%RSD	Type	r ²	Q	MRF
1	I	Fluorobenzene (IS)														
2	TM	Chlorotrifluoroethene											TM			
3	TM	Dichlorodifluoromethane		0.1508	0.1611	0.1414	0.1748	0.1296	0.1371	0.1510	0.1516	0.15	9.4	TM		
4	TM	Freon 114	0.0629	0.0771	0.0867	0.0903	0.0897	0.0706	0.0918	0.0908	0.0949	0.08	13	TM		
5	TM**	Chloromethane		0.0816	0.1036	0.0852	0.0940	0.0885	0.0795	0.0895	0.0924	0.09	8.6	TM**		
6	TM*	Vinyl chloride	0.1225	0.1206	0.0979	0.1015	0.1123	0.1098	0.1056	0.1118	0.1091	0.11	7.3	TM*		
7	TM	2-Chloro-1,1,1-trifluoroethane												TM		
8	TM	Bromomethane	0.1252	0.0995	0.0992	0.0848	0.0948	0.0853	0.0794	0.0814	0.0879	0.09	15	TM		
9	TML	Chloroethane	0.0933	0.0961	0.1579	0.0552	0.0706	0.0745	0.0641	0.0666	0.0815	0.08	36	TM	0.994	
10	TM	Dichlorofluoromethane	0.2569	0.3121	0.2592	0.2176	0.2203	0.2414	0.2187	0.2235	0.2246	0.24	13	TM		
11	TM	Trichlorofluoromethane	0.2324	0.3029	0.2868	0.3134	0.2973	0.2882	0.2855	0.2975	0.2941	0.29	7.9	TM		
12	TM	2,2-Dichloro-1,1,1-trifluoroethane												TM		
13	TMQ	Acrolein	0.0166	0.0144	0.0135	0.0153	0.0136	0.0142	0.0135	0.0145	0.0144	0.01	7.0	TM	0.997	
14	TM	Acetone	0.0398	0.0304	0.0345	0.0331	0.0310	0.0319	0.0307	0.0309	0.0310	0.03	9.3	TM		
15	TM	Freon-113	0.1116	0.1300	0.1296	0.1218	0.1150	0.1068	0.1175	0.1124	0.1135	0.12	6.9	TM		
16	TM	Acetonitrile	0.0101	0.0070	0.0074	0.0070	0.0076	0.0073	0.0076	0.0080	0.0077	0.01	12	TM		
17	TML	2-propanol												TM		
18	TM	1,2-Dichlorotrifluoroethane	0.2569	0.3121	0.2592	0.2176	0.2203	0.2414	0.2187	0.2235	0.2247	0.24	13	TM		
19	TM*	1,1-DCE	0.1787	0.1830	0.1897	0.1807	0.1708	0.1678	0.1697	0.1653	0.1699	0.18	4.7	TM*		
20	TMQ	t-Butanol	0.0115	0.0086	0.0097	0.0102	0.0110	0.0102	0.0098			0.01	9.2	TM	0.995	
21	TMQ	Methyl Acetate		0.0500	0.0481	0.0566	0.0491	0.0547	0.0536	0.0554	0.0547	0.05	6.1	TM	1.000	
22	TML	Iodomethane	0.1065	0.1250	0.0882	0.0717	0.0979	0.1158	0.1130	0.1296	0.1388	0.11	19	TM	0.998	
23	TML	Acrylonitrile	0.0088	0.0055	0.0298	0.0239	0.0337	0.0321	0.0316	0.0309	0.0304	0.03	42	TM	1.000	
24	TM	2-Methylpentane												TM		
25	TM	Methylene chloride	0.1502	0.1032	0.1123	0.1093	0.1063	0.1155	0.1083	0.1086	0.1035	0.11	13	TM		
26	TM	Carbon disulfide	0.1567	0.1530	0.1390	0.1605	0.1324	0.1389	0.1392	0.1362	0.1258	0.14	8.2	TM		
27	TM	Methyl t-butyl ether (MtBE)	0.4054	0.3871	0.3993	0.3508	0.3716	0.3784	0.3615	0.3797	0.3589	0.38	4.9	TM		
28	TM	Trans-1,2-DCE		0.1591	0.1103	0.1150	0.1200	0.1175	0.1222	0.1143	0.1180	0.12	13	TM		
29	TML	3-Methylpentane	0.0803	0.0784	0.0715	0.0806	0.0660	0.0664	0.0682	0.0593	0.0607	0.07	12	TM	0.999	
30	TM	Hexane												TM		
31	TM	Diisopropyl Ether	0.1713	0.2278	0.2501	0.2487	0.2546	0.2465	0.2359	0.2412	0.2396	0.24	11	TM		
32	TM**	1,1-DCA	0.1334	0.1964	0.2073	0.1858	0.1835	0.1860	0.1867	0.1843	0.1844	0.18	11	TM**		
33	TM	Vinyl Acetate												TM		
34	TM	Ethyl tert Butyl Ether	0.2869	0.3155	0.2850	0.3007	0.3100	0.3054	0.3017	0.3165	0.2971	0.30	3.7	TM		
35	TML	Methylcyclopentane	0.0042	0.0425	0.0170	0.0155	0.0146	0.0129	0.0124	0.0132	0.0113	0.02	66	TM	0.996	

VOLATILE ORGANIC ANALYSIS BY
EPA METHOD 8260B

Form 6
Initial Calibration

Lab Name: APPL, Inc.
Case No: _____
Matrix: Water

SDG No: _____
Initial Cal. Date: 10/15/2021
Instrument: Max

Initials: _____

		Compound	1	2	3	4	5	6	7	8	9		Avg	%RSD	Type		Q	MRF
36	TM	MEK (2-Butanone)	0.0332	0.0326	0.0363	0.0351	0.0325	0.0357	0.0324	0.0342	0.0346		0.03	4.3	TM			
37	TM	Cis-1,2-DCE	0.1508	0.1567	0.1446	0.1113	0.1316	0.1360	0.1266	0.1312	0.1278		0.14	10	TM			
38	TM	2,2-Dichloropropane	0.2829	0.2366	0.2197	0.2193	0.2309	0.2454	0.2308	0.2242	0.2240		0.23	8.5	TM			
39	TM*	Chloroform	0.1554	0.2020	0.2501	0.2382	0.2569	0.2726	0.2578	0.2540	0.2523		0.24	15	TM*			
40	TML	Bromochloromethane	0.1040	0.0920	0.0931	0.1176	0.1094	0.1056	0.1049	0.1084	0.1009		0.10	7.7	TM	0.999		
41	S	Dibromofluoromethane(S)	0.3580	0.3340	0.3038	0.2941	0.3047	0.3136	0.2987	0.3015	0.2862		0.31	7.2	S			
42	TM	1,1,1-TCA	0.2636	0.2422	0.2707	0.2885	0.2921	0.2898	0.2963	0.2887	0.2800		0.28	6.3	TM			
43	TM	Cyclohexane	0.0786	0.0832	0.0908	0.0807	0.0825	0.0701	0.0773	0.0765	0.0788		0.08	7.0	TM			
44	TM	1,1-Dichloropropene	0.1321	0.1579	0.1511	0.1468	0.1674	0.1534	0.1551	0.1496	0.1495		0.15	6.2	TM			
45	TM	2,2,4-Trimethylpentane	0.2393	0.1672	0.2119	0.2264	0.1839	0.1678	0.1830	0.1923	0.1956		0.20	13	TM			
46	S	1,2-DCA-D4(S)	0.2537	0.2270	0.2111	0.2053	0.2170	0.2102	0.2102	0.2107	0.2039		0.22	7.2	S			
47	TM	Carbon Tetrachloride	0.2703	0.2346	0.2668	0.2614	0.2739	0.2671	0.2581	0.2643	0.2660		0.26	4.4	TM			
48	TM	Tert Amyl Methyl Ether	0.2852	0.3313	0.2672	0.2865	0.3043	0.3119	0.2953	0.3074	0.2915		0.30	6.2	TM			
49	TM	1,2-DCA	0.2196	0.2210	0.2380	0.2461	0.2367	0.2417	0.2309	0.2437	0.2374		0.24	4.0	TM			
50	TM	Benzene	0.4803	0.4517	0.4397	0.4236	0.4345	0.4448	0.4245	0.4267	0.4199		0.44	4.3	TM			
51	TM	TCE	0.1271	0.1743	0.1565	0.1358	0.1245	0.1448	0.1323	0.1347	0.1332		0.14	11	TM			
52	TM	2-Pentanone	0.0582	0.0562	0.0561	0.0572	0.0561	0.0576	0.0555	0.0577	0.0580		0.06	1.8	TM			
53	TM*L	1,2-Dichloropropane	0.0482	0.0546	0.0514	0.0360	0.0419	0.0501	0.0484	0.0514	0.0467		0.05	12	TM*	0.998		
54	TM	Bromodichloromethane	0.1483	0.2146	0.1662	0.2030	0.2205	0.2025	0.2006	0.2104	0.2051		0.20	12	TM			
55	TML	Methyl Cyclohexane	0.1984	0.1391	0.1440	0.1602	0.1519	0.1358	0.1512	0.1540	0.1531		0.15	12	TM	1.000		
56	TM	Dibromomethane	0.0944	0.0820	0.1045	0.0868	0.0845	0.0850	0.0766	0.0795	0.0773		0.09	10	TM			
57	TM	MIBK (methyl isobutyl ketone)	0.0770	0.0658	0.0724	0.0771	0.0701	0.0753	0.0704	0.0737	0.0738		0.07	5.0	TM			
58	TML	1-Bromo-2-chloroethane	0.0302	0.0087	0.0167	0.0232	0.0320	0.0269	0.0274	0.0281	0.0275		0.02	30	TM	1.000		
59	TM	2-Chloroethyl vinyl ether													TM			
60	TM	Cis-1,3-Dichloropropene	0.1208	0.1719	0.1709	0.1894	0.1907	0.1839	0.1841	0.1860	0.1894		0.18	13	TM			
61	TM*	Toluene	0.5522	0.4801	0.4779	0.4772	0.5146	0.5462	0.5004	0.5063	0.5080		0.51	5.5	TM*			
62	TM	Trans-1,3-Dichloropropene	0.1393	0.1391	0.1685	0.1795	0.1887	0.1861	0.1833	0.1944	0.1948		0.17	12	TM			
63	TM	1,1,2-TCA	0.0935	0.0961	0.0637	0.0759	0.0732	0.0810	0.0731	0.0753	0.0756		0.08	13	TM			
64	TM	2-Hexanone	0.0466	0.0396	0.0499	0.0508	0.0466	0.0527	0.0507	0.0528	0.0538		0.05	9.0	TM			
65	I	Chlorobenzene-D5 (IS)																
66	S	Toluene-D8(S)	1.339	1.273	1.107	1.107	1.129	1.132	1.110	1.106	1.038		1.1	8.2	S			
67	TM	1,2-EDB	0.1119	0.1589	0.1216	0.1371	0.1335	0.1292	0.1341	0.1299	0.1309		0.13	9.6	TM			
68	TML	Tetrachloroethene	0.6091	0.3484	0.2276	0.1756	0.1358	0.1173	0.1351	0.1232	0.1143		0.22	74	TM	0.999		
69	TM	1-Chlorohexane	0.1152	0.0891	0.1082	0.0965	0.1019	0.0897	0.0993	0.0952	0.0980		0.10	8.4	TM			
70	TM	1,1,1,2-Tetrachloroethane	0.1391	0.1828	0.1648	0.1859	0.2121	0.2018	0.1949	0.1960	0.1965		0.19	12	TM			

**VOLATILE ORGANIC ANALYSIS BY
EPA METHOD 8260B**

**Form 6
Initial Calibration**

Lab Name: APPL, Inc.
Case No: _____
Matrix: Water

SDG No: _____
Initial Cal. Date: 10/15/2021
Instrument: Max

Initials: _____

		Compound	1	2	3	4	5	6	7	8	9		Avg	%RSD	Type	Q	MRF
71	TM	m&p-Xylene	0.2844	0.2517	0.2669	0.2707	0.2937	0.2972	0.2994	0.2919	0.2876		0.28	5.7	TM		
72	TM	o-Xylene	0.3290	0.3153	0.3138	0.2563	0.2863	0.2930	0.2871	0.2939	0.2927		0.30	7.1	TM		
73	TM	Styrene	0.4104	0.4286	0.3830	0.4298	0.4621	0.4757	0.4696	0.4735	0.4835		0.45	7.8	TM		
74	S	4-Bromofluorobenzene(S)	0.5305	0.4709	0.4295	0.4339	0.4550	0.4619	0.4657	0.4698	0.4596		0.46	6.2	S		
75	TM	1,3-Dichloropropane	0.2500	0.1841	0.1902	0.1782	0.1994	0.1925	0.1833	0.1867	0.1812		0.19	11	TM		
76	TM	Dibromochloromethane	0.2041	0.1894	0.1919	0.1859	0.1928	0.1923	0.1967	0.1988	0.1947		0.19	2.8	TM		
77	TM**	Chlorobenzene	0.4530	0.4058	0.3834	0.4602	0.4488	0.4441	0.4397	0.4331	0.4323		0.43	5.6	TM**		
78	TM*	Ethylbenzene	0.8163	0.6181	0.6491	0.6508	0.7106	0.6823	0.6773	0.6899	0.6792		0.69	8.1	TM*		
79	TM**	Bromoform	0.1795	0.1248	0.1586	0.1638	0.1562	0.1606	0.1638	0.1699	0.1727		0.16	9.6	TM**		
80	I	1,4-Dichlorobenzene-D (IS)															
81	TM	Isopropylbenzene	1.406	1.232	1.129	1.052	1.159	1.126	1.148	1.104	1.137		1.2	8.7	TM		
82	TM**	1,1,2,2-Tetrachloroethane		0.2460	0.2121	0.2073	0.1907	0.1939	0.1838	0.1825	0.1841		0.20	11	TM**		
83	TM	1,2,3-Trichloropropane		0.1099	0.0947	0.1052	0.1046	0.0956	0.0992	0.0943	0.0968		0.10	5.8	TM		
84	TML	t-1,4-Dichloro-2-Butene	0.1357	0.0279	0.0748	0.0564	0.0450	0.0484	0.0489	0.0515	0.0523		0.06	51	TM	1.000	
85	TM	Bromobenzene	0.4062	0.4088	0.3460	0.4046	0.3788	0.3610	0.3670	0.3662	0.3760		0.38	5.8	TM		
86	TM	n-Propylbenzene	1.201	1.175	1.139	1.072	1.136	1.178	1.160	1.146	1.156		1.2	3.2	TM		
87	TM	4-Ethyltoluene	1.173	0.9909	1.012	1.065	1.034	1.080	1.086	1.056	1.072		1.1	4.9	TM		
88	TM	2-Chlorotoluene	1.032	1.018	0.9358	0.9070	0.9024	0.9205	0.8841	0.8629	0.7541		0.91	9.0	TM		
89	TM	1,3,5-Trimethylbenzene	1.111	1.007	0.9502	0.8656	1.004	1.040	1.002	0.9694	1.004		0.99	6.7	TM		
90	TM	4-Chlorotoluene	0.9827	0.9428	0.8406	0.9352	0.8957	0.9074	0.9014	0.8707	0.8848		0.91	4.6	TM		
91	TM	Tert-Butylbenzene	0.4821	0.4878	0.5201	0.4933	0.5732	0.5707	0.6035	0.5946	0.6177		0.55	9.8	TM		
92	TM	1,2,4-Trimethylbenzene	0.7998	0.9460	0.8049	0.9155	0.9690	0.9763	1.035	1.004	1.031		0.94	9.4	TM		
93	TM	Sec-Butylbenzene	1.011	0.9172	0.9188	1.056	1.073	1.105	1.121	1.107	1.151		1.1	8.1	TM		
94	TM	p-Isopropyltoluene		0.8303	0.8889	0.9044	1.049	1.057	1.118	1.118	1.161		1.0	12	TM		
95	TM	Benzyl Chloride	0.2242	0.2792	0.2661	0.2638	0.2167	0.2173	0.2234	0.2228	0.2515		0.24	10	TM		
96	TM	1,3-DCB	0.8194	0.6364	0.5705	0.6021	0.6799	0.6575	0.6709	0.6645	0.6786		0.66	10	TM		
97	TM	1,4-DCB	0.8033	0.7211	0.7006	0.5831	0.6388	0.6540	0.6682	0.6466	0.6748		0.68	9.1	TM		
98	TML	n-Butylbenzene	0.4112	0.4841	0.4046	0.4944	0.5656	0.5974	0.6856	0.7160	0.7902		0.57	24	TM	0.998	
99	TM	1,2-DCB	0.6692	0.6405	0.5987	0.6470	0.6582	0.6539	0.6635	0.6423	0.6804		0.65	3.6	TM		
100	TM	Hexachloroethane	0.1548	0.1591	0.2055	0.1841	0.1602	0.1575	0.1628	0.1663	0.1819		0.17	9.9	TM		
101	TML	1,2-Dibromo-3-chloropropane	0.0088	0.0293	0.0318	0.0402	0.0481	0.0559	0.0579	0.0579	0.0634		0.04	41	TM	0.999	
102	TML	1,2,4-Trichlorobenzene	0.1483	0.1203	0.1072	0.1196	0.1592	0.1983	0.2646	0.2864	0.3386		0.19	43	TM	0.995	
103	TML	Hexachlorobutadiene	0.2376	0.1684	0.1828	0.2143	0.2245	0.2533	0.2820	0.2891	0.3092		0.24	20	TM	0.999	
104	TMQ	Naphthalene	0.3645	0.2801	0.2235	0.2250	0.3044	0.4145	0.5147	0.6032	0.7496		0.41	44	TM	1.000	
105	TML	1,2,3-Trichlorobenzene	0.1506	0.1044	0.1263	0.1303	0.2031	0.2496	0.3344	0.3708	0.4644		0.24	54	TM	0.992	

Data File : M:\MAX\DATA\211015\1015M12.D
 Acq On : 15 Oct 21 15:12
 Sample : 0.3ug/L VOC STD 10/15/21
 Misc : IS&S 8/4/21

Vial: 2
 Operator: LP,DG,CH
 Inst : Max
 Multiplr: 1.00

Quant Time: Oct 16 13:29 2021

Quant Results File: M1015W.RE

Quant Method : M:\MAX\DATA\211015\M1015W.M (RTE Integrator)
 Title : METHOD 8260B
 Last Update : Sat Oct 16 13:28:38 2021
 Response via : Initial Calibration
 DataAcq Meth : M8260

Internal Standards	R.T.	QIon	Response	Conc	Units	Dev(Mir
1) Fluorobenzene (IS)	6.34	96	397342	25.00	ppb	0.00
65) Chlorobenzene-D5 (IS)	9.50	117	352293	25.00	ppb	0.00
80) 1,4-Dichlorobenzene-D (IS)	11.82	152	217437	25.00	ppb	0.00

System Monitoring Compounds

41) Dibromofluoromethane(S)	5.56	111	28448	5.92	ppb	0.00
Spiked Amount	25.000		Recovery	= 23.696%		
46) 1,2-DCA-D4(S)	5.95	65	20160	6.18	ppb	0.00
Spiked Amount	25.000		Recovery	= 24.716%		
66) Toluene-D8(S)	8.05	98	94364	5.92	ppb	0.00
Spiked Amount	25.000		Recovery	= 23.668%		
74) 4-Bromofluorobenzene(S)	10.68	95	37378	5.45	ppb	0.00
Spiked Amount	25.000		Recovery	= 21.784%		

Target Compounds

	R.T.	QIon	Response	Conc	Units	Qvalue
2) Chlorotrifluoroethene	1.02	116	2364	15.17	ppb #	72
3) Dichlorodifluoromethane	1.19	85	437	0.22	ppb #	64
4) Freon 114	1.29	85	300	0.18	ppb #	59
5) Chloromethane	1.33	50	657	0.32	ppb #	81
6) Vinyl chloride	1.42	62	584	0.40	ppb #	61
7) 2-Chloro-1,1,1-trifluoroet	1.01	118	2099	48.48	ppb #	60
9) Chloroethane	1.80	64	445	0.36	ppb #	44
10) Dichlorofluoromethane	1.97	67	1225	0.36	ppb	93
11) Trichlorofluoromethane	2.01	101	1108	0.29	ppb	94
12) 2,2-Dichloro-1,1,1-trifluo	2.21	85	45	37.16	ppb #	100
13) Acrolein	2.44	56	2646	7.09	ppb	94
14) Acetone	2.61	43	3165	6.98	ppb	98
15) Freon-113	2.54	151	532	0.30	ppb #	45
16) Acetonitrile	2.92	41	1607	12.67	ppb #	73
17) 2-propanol	2.28	45	21	1.12	ppb	92
18) 1,2-Dichlorotrifluoroethan	1.97	67	1225	0.36	ppb	100
19) 1,1-DCE	2.51	61	852	0.37	ppb #	84
20) t-Butanol	3.33	59	1829	6.84	ppb	100
21) Methyl Acetate	2.98	43	391	0.48	ppb #	49
22) Iodomethane	2.67	142	508	1.49	ppb #	65
23) Acrylonitrile	3.35	53	42	0.18	ppb #	21
25) Methylene chloride	3.08	84	716	0.43	ppb	98
26) Carbon disulfide	2.72	76	747	0.33	ppb #	82
27) Methyl t-butyl ether (MtBE)	3.46	73	1933	0.36	ppb #	58
28) Trans-1,2-DCE	3.44	96	316	-0.63	ppb #	66
29) 3-Methylpentane	3.50	57	383	-0.20	ppb #	14
30) Hexane	3.64	56	45	2.06	ppb	100

Quantitation Report (Not Reviewed)

Data File : M:\MAX\DATA\211015\1015M12.D
 Acq On : 15 Oct 21 15:12
 Sample : 0.3ug/L VOC STD 10/15/21
 Misc : IS&S 8/4/21

Vial: 2
 Operator: LP,DG,CH
 Inst : Max
 Multiplr: 1.00

Quant Time: Oct 16 13:29 2021

Quant Results File: M1015W.RES

Quant Method : M:\MAX\DATA\211015\M1015W.M (RTE Integrator)
 Title : METHOD 8260B
 Last Update : Sat Oct 16 13:28:38 2021
 Response via : Initial Calibration
 DataAcq Meth : M8260

Compound	R.T.	QIon	Response	Conc	Unit	Qvalue
31) Diisopropyl Ether	4.25	45	817	0.22	ppb #	85
32) 1,1-DCA	4.07	63	636	0.23	ppb #	52
33) Vinyl Acetate	4.21	43	543	0.41	ppb #	77
34) Ethyl tert Butyl Ether	4.78	59	1368	0.28	ppb	93
35) Methylcyclopentane	4.75	56	20	0.10	ppb	100
36) MEK (2-Butanone)	4.98	43	2641	4.99	ppb #	85
37) Cis-1,2-DCE	4.91	96	719	0.37	ppb #	64
38) 2,2-Dichloropropane	4.88	77	1349	0.38	ppb #	61
39) Chloroform	5.36	83	741	0.20	ppb	79
40) Bromochloromethane	5.23	130	496	-0.43	ppb #	74
42) 1,1,1-TCA	5.54	97	1257	0.32	ppb #	75
43) Cyclohexane	5.57	41	375	0.32	ppb #	22
44) 1,1-Dichloropropene	5.74	75	630	0.28	ppb #	37
45) 2,2,4-Trimethylpentane	6.13	57	1141	0.32	ppb #	36
47) Carbon Tetrachloride	5.73	117	1289	0.36	ppb #	68
48) Tert Amyl Methyl Ether	6.18	73	1360	0.28	ppb #	91
49) 1,2-DCA	6.05	62	1047	0.31	ppb #	81
50) Benzene	5.99	78	2290	0.37	ppb #	84
51) TCE	6.75	95	606	-0.55	ppb #	79
52) 2-Pentanone	7.01	43	9248	10.52	ppb	94
54) Bromodichloromethane	7.31	83	707	0.24	ppb	90
55) Methyl Cyclohexane	6.94	83	946	-0.21	ppb #	70
56) Dibromomethane	7.12	93	450	0.40	ppb #	72
57) MIBK (methyl isobutyl ket	7.98	43	6119	5.11	ppb #	93
58) 1-Bromo-2-chloroethane	7.62	144	144	0.35	ppb #	15
59) 2-Chloroethyl vinyl ether	7.55	43	20	15.83	ppb #	100
60) Cis-1,3-Dichloropropene	7.79	75	576	0.21	ppb #	79
61) Toluene	8.12	91	2633	0.34	ppb	80
62) Trans-1,3-Dichloropropene	8.38	75	664	0.24	ppb #	29
63) 1,1,2-TCA	8.55	83	446	0.37	ppb #	57
64) 2-Hexanone	8.83	43	3704	4.34	ppb #	75
67) 1,2-EDB	9.03	107	473	0.30	ppb	100
68) Tetrachloroethene	8.66	164	2575	1.67	ppb #	81
69) 1-Chlorohexane	9.53	91	487	0.35	ppb	82
70) 1,1,1,2-Tetrachloroethane	9.61	131	588	0.23	ppb	78
71) m&p-Xylene	9.77	106	2405	0.62	ppb	90
72) o-Xylene	10.17	106	1391	0.36	ppb #	50
73) Styrene	10.18	104	1735	0.27	ppb #	81
75) 1,3-Dichloropropane	8.72	76	1057	0.44	ppb #	80
76) Dibromochloromethane	8.93	129	863	0.35	ppb #	72
77) Chlorobenzene	9.53	112	1915	0.32	ppb	91
78) Ethylbenzene	9.65	91	3451	0.39	ppb	91

Quantitation Report (Not Reviewed)

Data File : M:\MAX\DATA\211015\1015M12.D
 Acq On : 15 Oct 21 15:12
 Sample : 0.3ug/L VOC STD 10/15/21
 Misc : IS&S 8/4/21

Vial: 2
 Operator: LP,DG,CH
 Inst : Max
 Multiplr: 1.00

Quant Time: Oct 16 13:29 2021

Quant Results File: M1015W.RES

Quant Method : M:\MAX\DATA\211015\M1015W.M (RTE Integrator)
 Title : METHOD 8260B
 Last Update : Sat Oct 16 13:28:38 2021
 Response via : Initial Calibration
 DataAcq Meth : M8260

Compound	R.T.	QIon	Response	Conc	Unit	Qvalue
79) Bromoform	10.35	173	759	0.37	ppb	89
81) Isopropylbenzene	10.53	105	3669	0.39	ppb	90
82) 1,1,2,2-Tetrachloroethane	10.84	83	842	0.53	ppb #	56
83) 1,2,3-Trichloropropane	10.88	110	81	-0.27	ppb #	6
84) t-1,4-Dichloro-2-Butene	10.91	53	354	1.04	ppb #	3
85) Bromobenzene	10.81	156	1060	0.33	ppb	76
86) n-Propylbenzene	10.94	91	3134	0.33	ppb	99
87) 4-Ethyltoluene	11.06	105	3060	0.34	ppb	92
88) 2-Chlorotoluene	11.02	91	2692	0.36	ppb	99
89) 1,3,5-Trimethylbenzene	11.13	105	2898	0.36	ppb	96
90) 4-Chlorotoluene	11.13	91	2564	0.34	ppb	89
91) Tert-Butylbenzene	11.45	119	1258	0.27	ppb	87
92) 1,2,4-Trimethylbenzene	11.48	105	2087	0.47	ppb	79
93) Sec-Butylbenzene	11.66	105	2637	0.31	ppb	97
94) p-Isopropyltoluene	11.81	119	1811	0.55	ppb #	62
95) Benzyl Chloride	11.99	91	585	0.27	ppb #	89
96) 1,3-DCB	11.76	146	2138	0.40	ppb	89
97) 1,4-DCB	11.85	146	2096	-0.11	ppb #	61
98) n-Butylbenzene	12.22	91	1073	1.08	ppb #	82
99) 1,2-DCB	12.22	146	1746	0.33	ppb #	84
100) Hexachloroethane	12.46	117	404	0.14	ppb #	66
101) 1,2-Dibromo-3-chloropropan	13.06	75	23	0.87	ppb #	1
102) 1,2,4-Trichlorobenzene	13.81	180	387	2.26	ppb #	70
103) Hexachlorobutadiene	13.99	225	620	1.04	ppb #	64
104) Naphthalene	14.05	128	951	0.77	ppb #	69
105) 1,2,3-Trichlorobenzene	14.30	180	393	3.03	ppb #	70

Quantitation Report

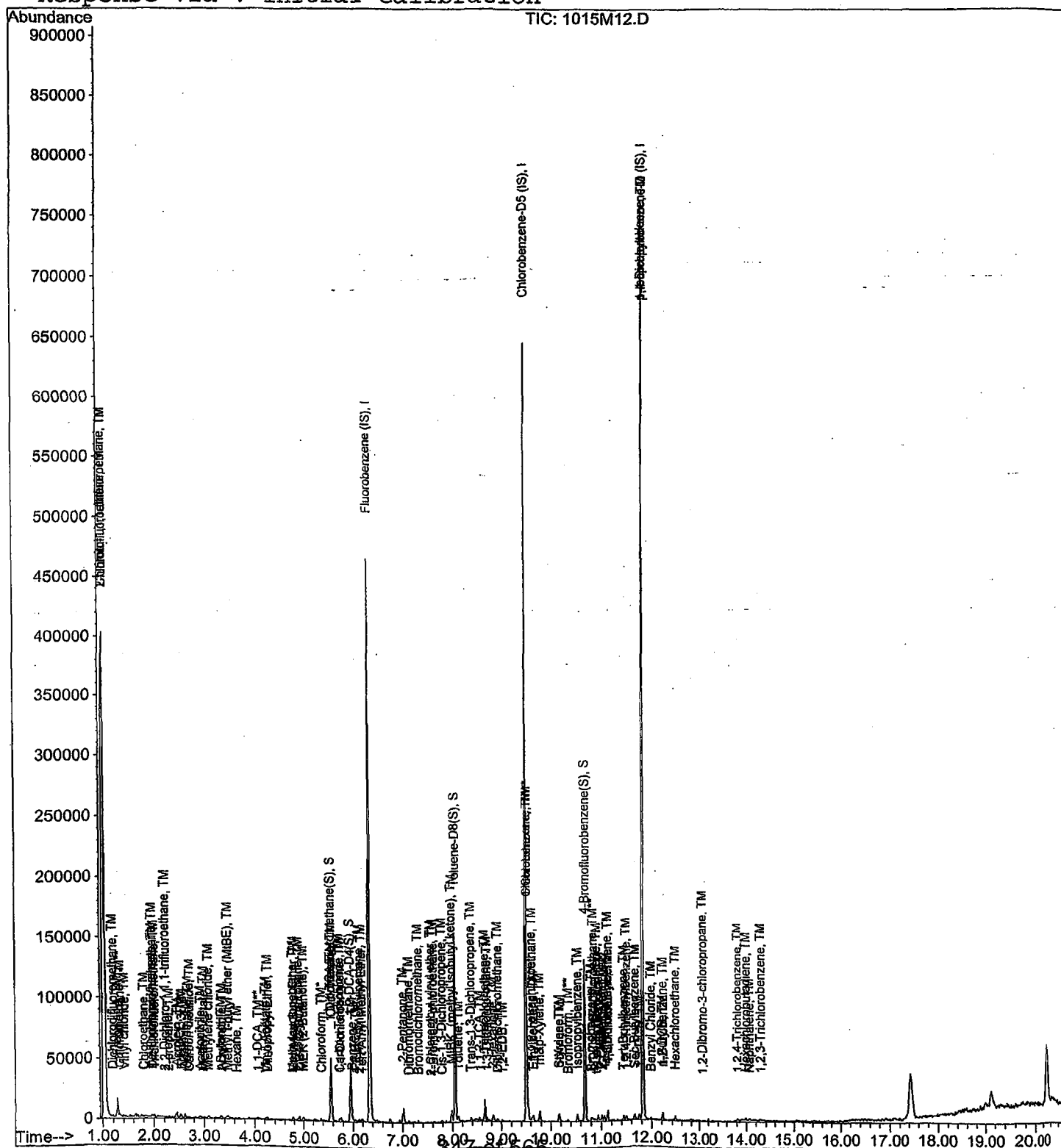
Data File : M:\MAX\DATA\211015\1015M12.D
 Acq On : 15 Oct 21 15:12
 Sample : 0.3ug/L VOC STD 10/15/21
 Misc : IS&S 8/4/21

Vial: 2
 Operator: LP,DG,CH
 Inst : Max
 Multiplr: 1.00

Quant Time: Oct 16 13:29 2021

Quant Results File: M1015W.RE

Method : M:\MAX\DATA\211015\M1015W.M (RTE Integrator)
 Title : METHOD 8260B
 Last Update : Sat Oct 16 14:01:48 2021
 Response via : Initial Calibration



Quantitation Report (Not Reviewed)

Data File : M:\MAX\DATA\211015\1015M13.D
 Acq On : 15 Oct 21 15:41
 Sample : 0.5ug/L VOC STD 10/15/21
 Misc : IS&S 8/4/21

Vial: 3
 Operator: LP,DG,CH
 Inst : Max
 Multiplr: 1.00

Quant Time: Oct 16 13:29 2021

Quant Results File: M1015W.RES

Quant Method : M:\MAX\DATA\211015\M1015W.M (RTE Integrator)
 Title : METHOD 8260B
 Last Update : Sat Oct 16 13:28:38 2021
 Response via : Initial Calibration
 DataAcq Meth : M8260

Internal Standards	R.T.	QIon	Response	Conc	Units	Dev	(Min)
1) Fluorobenzene (IS)	6.34	96	396824	25.00	ppb	0.00	
65) Chlorobenzene-D5 (IS)	9.50	117	348546	25.00	ppb	0.00	
80) 1,4-Dichlorobenzene-D (IS)	11.82	152	220294	25.00	ppb	0.00	
System Monitoring Compounds							
41) Dibromofluoromethane(S)	5.56	111	26504	5.53	ppb	0.00	
Spiked Amount	25.000		Recovery	=	22.108%		
46) 1,2-DCA-D4 (S)	5.95	65	18016	5.53	ppb	0.00	
Spiked Amount	25.000		Recovery	=	22.116%		
66) Toluene-D8 (S)	8.05	98	88728	5.62	ppb	0.00	
Spiked Amount	25.000		Recovery	=	22.496%		
74) 4-Bromofluorobenzene(S)	10.68	95	32826	4.83	ppb	0.00	
Spiked Amount	25.000		Recovery	=	19.340%		
Target Compounds							
2) Chlorotrifluoroethene	1.02	116	1922	12.35	ppb	94	
3) Dichlorodifluoromethane	1.19	85	1197	0.59	ppb	94	
4) Freon 114	1.28	85	612	0.36	ppb	83	
5) Chloromethane	1.33	50	648	0.31	ppb	91	
6) Vinyl chloride	1.42	62	957	0.65	ppb	91	
7) 2-Chloro-1,1,1-trifluoroet	1.01	118	2181	50.44	ppb	#	40.
8) Bromomethane	1.68	94	790	0.18	ppb	#	95
9) Chloroethane	1.78	64	763	0.68	ppb	#	70
10) Dichlorofluoromethane	1.97	67	2477	0.74	ppb		87
11) Trichlorofluoromethane	2.00	101	2404	0.63	ppb		83
13) Acrolein	2.44	56	5714	15.34	ppb		85
14) Acetone	2.61	43	4830	10.67	ppb		100
15) Freon-113	2.52	151	1032	0.59	ppb	#	76
16) Acetonitrile	2.93	41	2762	21.81	ppb		95
17) 2-propanol	2.24	45	71	3.78	ppb	#	36
18) 1,2-Dichlorotrifluoroethan	1.97	67	2477	0.74	ppb		100
19) 1,1-DCE	2.51	61	1452	0.63	ppb	#	80
20) t-Butanol	3.34	59	3416	24.57	ppb		100
21) Methyl Acetate	3.00	43	397	0.49	ppb	#	26
22) Iodomethane	2.66	142	992	1.75	ppb	#	91
23) Acrylonitrile	3.45	53	44	0.18	ppb	#	21
24) 2-Methylpentane	2.05	71	22	9.10	ppb		100
25) Methylene chloride	3.08	84	819	0.49	ppb	#	62
26) Carbon disulfide	2.71	76	1214	0.54	ppb	#	76
27) Methyl t-butyl ether (MtBE	3.47	73	3072	0.57	ppb		100
29) 3-Methylpentane	3.46	57	622	0.08	ppb	#	88
31) Diisopropyl Ether	4.25	45	1808	0.49	ppb	#	66

(#) = qualifier out of range (m) = manual integration
 1015M13.D M1015W.M Wed Oct 20 12:06:31 2021

Quantitation Report (Not Reviewed)

Data File : M:\MAX\DATA\211015\1015M13.D
 Acq On : 15 Oct 21 15:41
 Sample : 0.5ug/L VOC STD 10/15/21
 Misc : IS&S 8/4/21

Vial: 3
 Operator: LP,DG,CH
 Inst : Max
 Multiplr: 1.00

Quant Time: Oct 16 13:29 2021

Quant Results File: M1015W.RES

Quant Method : M:\MAX\DATA\211015\M1015W.M (RTE Integrator)
 Title : METHOD 8260B
 Last Update : Sat Oct 16 13:28:38 2021
 Response via : Initial Calibration
 DataAcq Meth : M8260

Compound	R.T.	QIon	Response	Conc	Unit	Qvalue
32) 1,1-DCA	4.05	63	1559	0.57	ppb #	74
34) Ethyl tert Butyl Ether	4.77	59	2504	0.51	ppb	99
35) Methylcyclopentane	4.76	56	337	1.65	ppb	100
36) MEK (2-Butanone)	4.99	43	5170	9.78	ppb #	82
37) Cis-1,2-DCE	4.91	96	1244	0.65	ppb #	59
38) 2,2-Dichloropropane	4.89	77	1878	0.53	ppb	98
39) Chloroform	5.37	83	1603	0.43	ppb	89
40) Bromochloromethane	5.22	130	730	-0.26	ppb #	78
42) 1,1,1-TCA	5.55	97	1922	0.49	ppb #	85
43) Cyclohexane	5.58	41	660	0.56	ppb #	25
44) 1,1-Dichloropropene	5.75	75	1253	0.56	ppb #	53
45) 2,2,4-Trimethylpentane	6.11	57	1327	0.38	ppb	93
47) Carbon Tetrachloride	5.73	117	1862	0.52	ppb	93
48) Tert Amyl Methyl Ether	6.18	73	2629	0.55	ppb	93
49) 1,2-DCA	6.04	62	1754	0.51	ppb #	90
50) Benzene	5.99	78	3585	0.57	ppb #	79
51) TCE	6.75	95	1383	-0.12	ppb #	62
52) 2-Pentanone	7.01	43	22294	25.38	ppb	99
53) 1,2-Dichloropropane	7.00	63	433	0.34	ppb #	78
54) Bromodichloromethane	7.31	83	1703	0.58	ppb	76
55) Methyl Cyclohexane	6.94	83	1104	-0.14	ppb	89
56) Dibromomethane	7.13	93	651	0.58	ppb #	59
57) MIBK (methyl isobutyl ket	7.98	43	10443	8.74	ppb #	85
58) 1-Bromo-2-chloroethane	7.63	144	69	0.17	ppb #	15
59) 2-Chloroethyl vinyl ether	7.72	43	20	15.85	ppb #	100
60) Cis-1,3-Dichloropropene	7.79	75	1364	0.50	ppb #	83
61) Toluene	8.12	91	3810	0.50	ppb	85
62) Trans-1,3-Dichloropropene	8.37	75	1104	0.39	ppb #	67
63) 1,1,2-TCA	8.55	83	763	0.63	ppb #	68
64) 2-Hexanone	8.83	43	6286	7.37	ppb #	75
67) 1,2-EDB	9.03	107	1108	0.71	ppb #	61
68) Tetrachloroethene	8.66	164	2429	1.59	ppb #	78
69) 1-Chlorohexane	9.53	91	621	0.45	ppb	86
70) 1,1,1,2-Tetrachloroethane	9.62	131	1274	0.50	ppb	97
71) m&p-Xylene	9.77	106	3509	0.92	ppb	76
72) o-Xylene	10.16	106	2198	0.57	ppb	64
73) Styrene	10.18	104	2988	0.47	ppb	87
75) 1,3-Dichloropropane	8.72	76	1283	0.54	ppb	100
76) Dibromochloromethane	8.94	129	1320	0.55	ppb	87
77) Chlorobenzene	9.53	112	2829	0.48	ppb #	87
78) Ethylbenzene	9.65	91	4309	0.49	ppb	97
79) Bromoform	10.35	173	870	0.43	ppb	86

Data File : M:\MAX\DATA\211015\1015M13.D
 Acq On : 15 Oct 21 15:41
 Sample : 0.5ug/L VOC STD 10/15/21
 Misc : IS&S 8/4/21

Vial: 3
 Operator: LP,DG,CH
 Inst : Max
 Multiplr: 1.00

Quant Time: Oct 16 13:29 2021

Quant Results File: M1015W.RES

Quant Method : M:\MAX\DATA\211015\M1015W.M (RTE Integrator)
 Title : METHOD 8260B
 Last Update : Sat Oct 16 13:28:38 2021
 Response via : Initial Calibration
 DataAcq Meth : M8260

Compound	R.T.	QIon	Response	Conc	Unit	Qvalue
81) Isopropylbenzene	10.53	105	5427	0.56	ppb	97
82) 1,1,2,2-Tetrachloroethane	10.84	83	1084	0.67	ppb #	62
83) 1,2,3-Trichloropropane	10.88	110	484	0.27	ppb #	79
84) t-1,4-Dichloro-2-Butene	10.91	53	123	0.57	ppb #	3
85) Bromobenzene	10.82	156	1801	0.55	ppb	93
86) n-Propylbenzene	10.95	91	5177	0.54	ppb	100
87) 4-Ethyltoluene	11.06	105	4366	0.48	ppb #	82
88) 2-Chlorotoluene	11.02	91	4485	0.60	ppb	89
89) 1,3,5-Trimethylbenzene	11.12	105	4437	0.54	ppb	86
90) 4-Chlorotoluene	11.12	91	4154	0.55	ppb	95
91) Tert-Butylbenzene	11.45	119	2149	0.46	ppb	95
92) 1,2,4-Trimethylbenzene	11.49	105	4168	0.72	ppb	83
93) Sec-Butylbenzene	11.66	105	4041	0.47	ppb	91
94) p-Isopropyltoluene	11.81	119	3658	0.74	ppb	95
95) Benzyl Chloride	12.00	91	1230	0.56	ppb #	84
96) 1,3-DCB	11.76	146	2804	0.52	ppb #	85
97) 1,4-DCB	11.85	146	3177	0.09	ppb	93
98) n-Butylbenzene	12.21	91	2133	1.25	ppb	87
99) 1,2-DCB	12.21	146	2822	0.53	ppb #	84
100) Hexachloroethane	12.45	117	701	0.35	ppb #	51
101) 1,2-Dibromo-3-chloropropan	12.99	75	129	1.10	ppb #	1
102) 1,2,4-Trichlorobenzene	13.82	180	530	2.32	ppb #	45
103) Hexachlorobutadiene	13.99	225	742	1.09	ppb #	82
104) Naphthalene	14.05	128	1234	0.86	ppb #	69
105) 1,2,3-Trichlorobenzene	14.30	180	460	3.05	ppb #	69

Quantitation Report

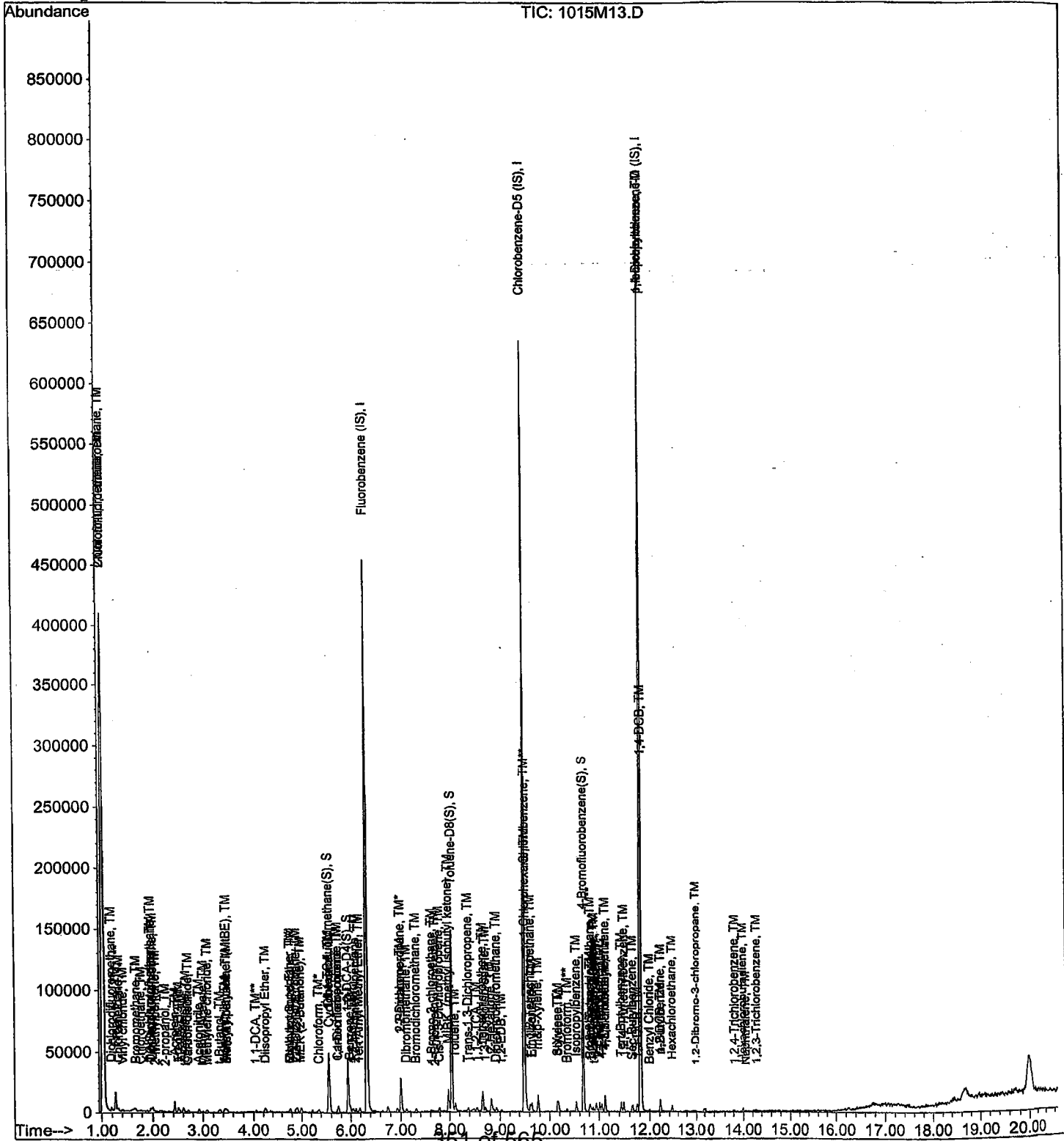
Data File : M:\MAX\DATA\211015\1015M13.D
Acq On : 15 Oct 21 15:41
Sample : 0.5ug/L VOC STD 10/15/21
Misc : IS&S 8/4/21

Vial: 3
Operator: LP,DG,CH
Inst : Max
Multiplr: 1.00

Quant Time: Oct 16 13:29 2021

Quant Results File: M1015W.RE

Method : M:\MAX\DATA\211015\M1015W.M (RTE Integrator)
Title : METHOD 8260B
Last Update : Sat Oct 16 14:01:48 2021
Response via : Initial Calibration



Quantitation Report (Not Reviewed)

Data File : M:\MAX\DATA\211015\1015M14.D
 Acq On : 15 Oct 21 16:09
 Sample : 1ug/L VOC STD 10/15/21
 Misc : IS&S 8/4/21

Vial: 4
 Operator: LP,DG,CH
 Inst : Max
 Multiplr: 1.00

Quant Time: Oct 16 13:29 2021

Quant Results File: M1015W.RES

Quant Method : M:\MAX\DATA\211015\M1015W.M (RTE Integrator)
 Title : METHOD 8260B
 Last Update : Sat Oct 16 13:28:38 2021
 Response via : Initial Calibration
 DataAcq Meth : M8260

Internal Standards	R.T.	QIon	Response	Conc	Units	Dev	(Min)
1) Fluorobenzene (IS)	6.34	96	394605	25.00	ppb	0.00	
65) Chlorobenzene-D5 (IS)	9.50	117	355921	25.00	ppb	0.00	
80) 1,4-Dichlorobenzene-D (IS)	11.82	152	218264	25.00	ppb	0.00	
System Monitoring Compounds							
41) Dibromofluoromethane(S)	5.56	111	47945	10.05	ppb	0.00	
Spiked Amount	25.000		Recovery	=	40.216%		
46) 1,2-DCA-D4 (S)	5.95	65	33328	10.29	ppb	0.00	
Spiked Amount	25.000		Recovery	=	41.144%		
66) Toluene-D8 (S)	8.05	98	157547	9.78	ppb	0.00	
Spiked Amount	25.000		Recovery	=	39.116%		
74) 4-Bromofluorobenzene(S)	10.68	95	61144	8.82	ppb	0.00	
Spiked Amount	25.000		Recovery	=	35.276%		
Target Compounds							
2) Chlorotrifluoroethene	1.01	116	1602	10.35	ppb	#	12
3) Dichlorodifluoromethane	1.19	85	2543	1.27	ppb		91
4) Freon 114	1.29	85	1368	0.81	ppb		78
5) Chloromethane	1.33	50	1636	1.13	ppb		90
6) Vinyl chloride	1.42	62	1546	1.05	ppb	#	78
7) 2-Chloro-1,1,1-trifluoroet	1.01	118	2765	64.30	ppb	#	65
8) Bromomethane	1.68	94	1565	0.99	ppb		84
9) Chloroethane	1.78	64	2493	2.43	ppb		94
10) Dichlorofluoromethane	1.97	67	4092	1.22	ppb	#	80
11) Trichlorofluoromethane	2.00	101	4558	1.21	ppb		84
12) 2,2-Dichloro-1,1,1-trifluo	2.40	85	21	17.46	ppb		100
13) Acrolein	2.43	56	10691	28.86	ppb		94
14) Acetone	2.61	43	10882	24.17	ppb		89
15) Freon-113	2.53	151	2046	1.17	ppb	#	88
16) Acetonitrile	2.92	41	5855	46.50	ppb	#	94
17) 2-propanol	2.26	45	136	7.29	ppb	#	83
18) 1,2-Dichlorotrifluoroethan	1.97	67	4092	1.22	ppb		100
19) 1,1-DCE	2.51	61	2994	1.31	ppb	#	89
20) t-Butanol	3.34	59	7682	57.57	ppb		98
21) Methyl Acetate	3.00	43	760	0.94	ppb		87
22) Iodomethane	2.66	142	1392	1.97	ppb	#	86
23) Acrylonitrile	3.43	53	471	1.12	ppb	#	42
25) Methylene chloride	3.08	84	1772	1.07	ppb		86
26) Carbon disulfide	2.72	76	2194	0.99	ppb	#	87
27) Methyl t-butyl ether (MtBE)	3.47	73	6302	1.18	ppb		98
28) Trans-1,2-DCE	3.43	96	1741	0.31	ppb		80
29) 3-Methylpentane	3.34	57	1128	0.68	ppb	#	72

(#) = qualifier out of range 352 of 565 manual integration
 1015M14.D M1015W.M Wed Oct 20 12:06:33 2021

Quantitation Report (Not Reviewed)

Data File : M:\MAX\DATA\211015\1015M14.D
 Acq On : 15 Oct 21 16:09
 Sample : 1ug/L VOC STD 10/15/21
 Misc : IS&S 8/4/21

Vial: 4
 Operator: LP,DG,CH
 Inst : Max
 Multiplr: 1.00

Quant Time: Oct 16 13:29 2021

Quant Results File: M1015W.RES

Quant Method : M:\MAX\DATA\211015\M1015W.M (RTE Integrator)
 Title : METHOD 8260B
 Last Update : Sat Oct 16 13:28:38 2021
 Response via : Initial Calibration
 DataAcq Meth : M8260

Compound	R.T.	QIon	Response	Conc	Unit	Qvalue
31) Diisopropyl Ether	4.25	45	3947	1.07	ppb	# 82
32) 1,1-DCA	4.05	63	3272	1.19	ppb	# 79
34) Ethyl tert Butyl Ether	4.78	59	4498	0.93	ppb	# 61
35) Methylcyclopentane	4.77	56	269	1.32	ppb	100
36) MEK (2-Butanone)	4.99	43	11464	21.80	ppb	86
37) Cis-1,2-DCE	4.92	96	2282	1.19	ppb	75
38) 2,2-Dichloropropane	4.90	77	3468	0.98	ppb	# 85
39) Chloroform	5.36	83	3948	1.05	ppb	89
40) Bromochloromethane	5.23	130	1469	0.28	ppb	# 84
42) 1,1,1-TCA	5.54	97	4273	1.09	ppb	# 84
43) Cyclohexane	5.59	41	1433	1.22	ppb	# 68
44) 1,1-Dichloropropene	5.74	75	2385	1.08	ppb	94
45) 2,2,4-Trimethylpentane	6.11	57	3345	0.96	ppb	# 69
47) Carbon Tetrachloride	5.73	117	4212	1.19	ppb	82
48) Tert Amyl Methyl Ether	6.18	73	4217	0.88	ppb	# 95
49) 1,2-DCA	6.04	62	3756	1.10	ppb	# 81
50) Benzene	6.00	78	6941	1.11	ppb	# 82
51) TCE	6.75	95	2471	0.48	ppb	89
52) 2-Pentanone	7.01	43	44308	50.73	ppb	100
53) 1,2-Dichloropropane	7.00	63	811	0.93	ppb	# 45
54) Bromodichloromethane	7.31	83	2624	0.90	ppb	95
55) Methyl Cyclohexane	6.94	83	2273	0.38	ppb	76
56) Dibromomethane	7.12	93	1650	1.48	ppb	# 63
57) MIBK (methyl isobutyl ket	7.98	43	22869	19.25	ppb	94
58) 1-Bromo-2-chloroethane	7.63	144	263	0.64	ppb	# 15
59) 2-Chloroethyl vinyl ether	7.56	43	22	17.53	ppb	# 100
60) Cis-1,3-Dichloropropene	7.79	75	2697	0.99	ppb	94
61) Toluene	8.12	91	7543	0.99	ppb	88
62) Trans-1,3-Dichloropropene	8.37	75	2660	0.95	ppb	96
63) 1,1,2-TCA	8.56	83	1005	0.84	ppb	84
64) 2-Hexanone	8.83	43	15739	18.57	ppb	97
67) 1,2-EDB	9.03	107	1731	1.09	ppb	84
68) Tetrachloroethene	8.66	164	3240	2.08	ppb	85
69) 1-Chlorohexane	9.53	91	1541	1.09	ppb	96
70) 1,1,1,2-Tetrachloroethane	9.62	131	2346	0.90	ppb	78
71) m&p-Xylene	9.77	106	7601	1.95	ppb	79
72) o-Xylene	10.16	106	4468	1.13	ppb	# 50
73) Styrene	10.18	104	5452	0.84	ppb	97
75) 1,3-Dichloropropane	8.72	76	2708	1.11	ppb	# 79
76) Dibromochloromethane	8.93	129	2732	1.11	ppb	84
77) Chlorobenzene	9.52	112	5459	0.91	ppb	89
78) Ethylbenzene	9.65	91	9241	1.02	ppb	98

353 of 565

(#) = qualifier out of range (m) = manual integration
 1015M14.D M1015W.M Wed Oct 20 12:06:33 2021

Quantitation Report (Not Reviewed)

Data File : M:\MAX\DATA\211015\1015M14.D
 Acq On : 15 Oct 21 16:09
 Sample : 1ug/L VOC STD 10/15/21
 Misc : IS&S 8/4/21

Vial: 4
 Operator: LP,DG,CH
 Inst : Max
 Multiplr: 1.00

Quant Time: Oct 16 13:29 2021

Quant Results File: M1015W.RES

Quant Method : M:\MAX\DATA\211015\M1015W.M (RTE Integrator)
 Title : METHOD 8260B
 Last Update : Sat Oct 16 13:28:38 2021
 Response via : Initial Calibration
 DataAcq Meth : M8260

Compound	R.T.	QIon	Response	Conc	Unit	Qvalue
79) Bromoform	10.35	173	2258	1.10	ppb	98
81) Isopropylbenzene	10.53	105	9854	1.03	ppb	90
82) 1,1,2,2-Tetrachloroethane	10.84	83	1852	1.16	ppb #	71
83) 1,2,3-Trichloropropane	10.88	110	827	0.74	ppb	84
84) t-1,4-Dichloro-2-Butene	10.89	53	653	1.64	ppb #	37
85) Bromobenzene	10.81	156	3021	0.93	ppb	97
86) n-Propylbenzene	10.94	91	9945	1.04	ppb	98
87) 4-Ethyltoluene	11.06	105	8835	0.99	ppb #	81
88) 2-Chlorotoluene	11.01	91	8170	1.10	ppb	86
89) 1,3,5-Trimethylbenzene	11.13	105	8296	1.01	ppb #	76
90) 4-Chlorotoluene	11.13	91	7339	0.98	ppb	93
91) Tert-Butylbenzene	11.44	119	4541	0.98	ppb	91
92) 1,2,4-Trimethylbenzene	11.49	105	7027	1.07	ppb	97
93) Sec-Butylbenzene	11.66	105	8022	0.93	ppb	99
94) p-Isopropyltoluene	11.81	119	7761	1.20	ppb	94
95) Benzyl Chloride	11.99	91	2323	1.07	ppb	92
96) 1,3-DCB	11.76	146	4981	0.93	ppb	94
97) 1,4-DCB	11.84	146	6117	0.68	ppb	86
98) n-Butylbenzene	12.21	91	3532	1.48	ppb	84
99) 1,2-DCB	12.21	146	5227	0.99	ppb	95
100) Hexachloroethane	12.46	117	1794	1.13	ppb	73
101) 1,2-Dibromo-3-chloropropan	13.00	75	278	1.43	ppb #	59
102) 1,2,4-Trichlorobenzene	13.81	180	936	2.49	ppb	88
103) Hexachlorobutadiene	13.98	225	1596	1.44	ppb	91
104) Naphthalene	14.06	128	1951	1.11	ppb #	92
105) 1,2,3-Trichlorobenzene	14.29	180	1103	3.26	ppb #	74

Quantitation Report


Data File : M:\MAX\DATA\211015\1015M14.D
Acq On : 15 Oct 21 16:09
Sample : 1ug/L VOC STD 10/15/21
Misc : IS&S 8/4/21

Vial: 4
Operator: LP,DG,CH
Inst : Max
Multiplr: 1.00

Quant Time: Oct 16 13:29 2021

Quant Results File: M1015W.RES

Method : M:\MAX\DATA\211015\M1015W.M (RTE Integrator)
Title : METHOD 8260B
Last Update : Sat Oct 16 14:01:48 2021
Response via : Initial Calibration



Quantitation Report (Not Reviewed)

Data File : M:\MAX\DATA\211015\1015M15.D
 Acq On : 15 Oct 21 16:38
 Sample : 2ug/L VOC STD 10/15/21
 Misc : IS&S 8/4/21

Vial: 5
 Operator: LP, DG, CH
 Inst : Max
 Multiplr: 1.00

Quant Time: Oct 16 13:29 2021

Quant Results File: M1015W.RES

Quant Method : M:\MAX\DATA\211015\M1015W.M (RTE Integrator)
 Title : METHOD 8260B
 Last Update : Sat Oct 16 13:28:38 2021
 Response via : Initial Calibration
 DataAcq Meth : M8260

Internal Standards	R.T.	QIon	Response	Conc	Units	Dev(Mir)
1) Fluorobenzene (IS)	6.34	96	397741	25.00	ppb	0.00
65) Chlorobenzene-D5 (IS)	9.50	117	352458	25.00	ppb	0.00
80) 1,4-Dichlorobenzene-D (IS)	11.82	152	222724	25.00	ppb	0.00
System Monitoring Compounds						
41) Dibromofluoromethane(S)	5.56	111	46784	9.73	ppb	0.00
Spiked Amount			Recovery	=		38.932%
25.000						
46) 1,2-DCA-D4(S)	5.95	65	32664	10.00	ppb	0.00
Spiked Amount			Recovery	=		40.008%
25.000						
66) Toluene-D8(S)	8.05	98	156127	9.79	ppb	0.00
Spiked Amount			Recovery	=		39.144%
25.000						
74) 4-Bromofluorobenzene(S)	10.68	95	61174	8.91	ppb	0.00
Spiked Amount			Recovery	=		35.640%
25.000						
Target Compounds						
2) Chlorotrifluoroethene	1.02	116	2218	14.22	ppb	# 51
3) Dichlorodifluoromethane	1.18	85	4500	2.23	ppb	98
4) Freon 114	1.29	85	2873	1.69	ppb	80
5) Chloromethane	1.33	50	2712	2.00	ppb	# 86
6) Vinyl chloride	1.42	62	3230	2.18	ppb	92
7) 2-Chloro-1,1,1-trifluoroet	1.02	118	1945	44.88	ppb	# 38
8) Bromomethane	1.68	94	2697	2.14	ppb	95
9) Chloroethane	1.78	64	1755	1.67	ppb	# 67
10) Dichlorofluoromethane	1.97	67	6925	2.05	ppb	94
11) Trichlorofluoromethane	2.00	101	9973	2.63	ppb	98
13) Acrolein	2.43	56	18305	49.03	ppb	98
14) Acetone	2.61	43	15819	34.86	ppb	94
15) Freon-113	2.52	151	3875	2.20	ppb	# 85
16) Acetonitrile	2.93	41	8400	66.18	ppb	96
17) 2-propanol	2.25	45	148	7.87	ppb	# 55
18) 1,2-Dichlorotrifluoroethan	1.97	67	6925	2.05	ppb	100
19) 1,1-DCE	2.51	61	5750	2.49	ppb	90
20) t-Butanol	3.34	59	12116	82.21	ppb	99
21) Methyl Acetate	2.99	43	1802	2.21	ppb	91
22) Iodomethane	2.66	142	2280	2.44	ppb	# 85
23) Acrylonitrile	3.43	53	760	1.75	ppb	96
24) 2-Methylpentane	2.29	71	46	18.97	ppb	100
25) Methylene chloride	3.08	84	3477	2.07	ppb	93
26) Carbon disulfide	2.71	76	5106	2.28	ppb	97
27) Methyl t-butyl ether (MtBE)	3.46	73	11162	2.07	ppb	# 87
28) Trans-1,2-DCE	3.43	96	3660	1.56	ppb	86
29) 3-Methylpentane	3.47	57	2566	2.34	ppb	# 92

(#) = qualifier out of range (m) = manual integration
 1015M15.D M1015W.M Wed Oct 20 12:06:35 2021

Quantitation Report (Not Reviewed)

Data File : M:\MAX\DATA\211015\1015M15.D
 Acq On : 15 Oct 21 16:38
 Sample : 2ug/L VOC STD 10/15/21
 Misc : IS&S 8/4/21

Vial: 5
 Operator: LP,DG,CH
 Inst : Max
 Multiplr: 1.00

Quant Time: Oct 16 13:29 2021

Quant Results File: M1015W.RES

Quant Method : M:\MAX\DATA\211015\M1015W.M (RTE Integrator)
 Title : METHOD 8260B
 Last Update : Sat Oct 16 13:28:38 2021
 Response via : Initial Calibration
 DataAcq Meth : M8260

Compound	R.T.	QIon	Response	Conc	Unit	Qvalue
31) Diisopropyl Ether	4.25	45	7913	2.12	ppb	# 71
32) 1,1-DCA	4.06	63	5912	2.14	ppb	# 91
34) Ethyl tert Butyl Ether	4.77	59	9568	1.96	ppb	91
35) Methylcyclopentane	4.78	56	494	2.41	ppb	100
36) MEK (2-Butanone)	4.99	43	16761	31.63	ppb	# 85
37) Cis-1,2-DCE	4.91	96	3543	1.84	ppb	76
38) 2,2-Dichloropropane	4.89	77	6978	1.95	ppb	98
39) Chloroform	5.36	83	7578	2.00	ppb	97
40) Bromochloromethane	5.22	130	3743	1.92	ppb	# 79
42) 1,1,1-TCA	5.54	97	9181	2.32	ppb	92
43) Cyclohexane	5.59	41	2567	2.16	ppb	93
44) 1,1-Dichloropropene	5.75	75	4670	2.10	ppb	98
45) 2,2,4-Trimethylpentane	6.11	57	7204	2.04	ppb	# 50
47) Carbon Tetrachloride	5.73	117	8319	2.33	ppb	82
48) Tert Amyl Methyl Ether	6.18	73	9116	1.89	ppb	# 93
49) 1,2-DCA	6.04	62	7832	2.28	ppb	# 87
50) Benzene	5.99	78	13478	2.15	ppb	94
51) TCE	6.75	95	4321	1.48	ppb	92
52) 2-Pentanone	7.01	43	68287	77.56	ppb	94
53) 1,2-Dichloropropane	7.01	63	-1147	1.43	ppb	# 78
54) Bromodichloromethane	7.31	83	6459	2.21	ppb	94
55) Methyl Cyclohexane	6.94	83	5097	1.61	ppb	97
56) Dibromomethane	7.12	93	2762	2.46	ppb	# 77
57) MIBK (methyl isobutyl ket	7.98	43	36816	30.74	ppb	97
58) 1-Bromo-2-chloroethane	7.63	144	737	1.77	ppb	75
59) 2-Chloroethyl vinyl ether	7.81	43	19	15.02	ppb	# 100
60) Cis-1,3-Dichloropropene	7.79	75	6027	2.19	ppb	91
61) Toluene	8.12	91	15184	1.97	ppb	85
62) Trans-1,3-Dichloropropene	8.38	75	5713	2.03	ppb	86
63) 1,1,2-TCA	8.54	83	2414	1.99	ppb	93
64) 2-Hexanone	8.83	43	24259	28.40	ppb	97
67) 1,2-EDB	9.03	107	3866	2.45	ppb	83
68) Tetrachloroethene	8.66	164	4952	3.20	ppb	# 80
69) 1-Chlorohexane	9.53	91	2721	1.95	ppb	# 79
70) 1,1,1,2-Tetrachloroethane	9.62	131	5242	2.02	ppb	90
71) m&p-Xylene	9.77	106	15266	3.95	ppb	88
72) o-Xylene	10.16	106	7227	1.84	ppb	97
73) Styrene	10.18	104	12118	1.89	ppb	99
75) 1,3-Dichloropropane	8.71	76	5024	2.07	ppb	90
76) Dibromochloromethane	8.93	129	5242	2.15	ppb	94
77) Chlorobenzene	9.53	112	12976	2.19	ppb	90
78) Ethylbenzene	9.65	91	18350	2.05	ppb	96

Quantitation Report (Not Reviewed)

Data File : M:\MAX\DATA\211015\1015M15.D
 Acq On : 15 Oct 21 16:38
 Sample : 2ug/L VOC STD 10/15/21
 Misc : IS&S 8/4/21

Vial: 5
 Operator: LP,DG,CH
 Inst : Max
 Multiplr: 1.00

Quant Time: Oct 16 13:29 2021

Quant Results File: M1015W.RES

Quant Method : M:\MAX\DATA\211015\M1015W.M (RTE Integrator)
 Title : METHOD 8260B
 Last Update : Sat Oct 16 13:28:38 2021
 Response via : Initial Calibration
 DataAcq Meth : M8260

Compound	R.T.	QIon	Response	Conc	Unit	Qvalue
79) Bromoform	10.35	173	4619	2.28	ppb	87
81) Isopropylbenzene	10.53	105	18752	1.93	ppb	92
82) 1,1,2,2-Tetrachloroethane	10.84	83	3694	2.26	ppb	93
83) 1,2,3-Trichloropropane	10.87	110	1874	2.10	ppb	# 77
84) t-1,4-Dichloro-2-Butene	10.90	53	1005	2.32	ppb	98
85) Bromobenzene	10.81	156	7210	2.17	ppb	90
86) n-Propylbenzene	10.94	91	19095	1.96	ppb	99
87) 4-Ethyltoluene	11.06	105	18983	2.08	ppb	92
88) 2-Chlorotoluene	11.02	91	16161	2.13	ppb	90
89) 1,3,5-Trimethylbenzene	11.12	105	15423	1.85	ppb	93
90) 4-Chlorotoluene	11.13	91	16663	2.18	ppb	98
91) Tert-Butylbenzene	11.44	119	8790	1.86	ppb	92
92) 1,2,4-Trimethylbenzene	11.49	105	16313	2.15	ppb	86
93) Sec-Butylbenzene	11.66	105	18809	2.14	ppb	99
94) p-Isopropyltoluene	11.81	119	16115	2.08	ppb	90
95) Benzyl Chloride	12.00	91	4701	2.12	ppb	96
96) 1,3-DCB	11.75	146	10728	1.97	ppb	# 93
97) 1,4-DCB	11.84	146	10390	1.48	ppb	# 80
98) n-Butylbenzene	12.22	91	8810	2.32	ppb	94
99) 1,2-DCB	12.21	146	11528	2.15	ppb	96
100) Hexachloroethane	12.45	117	3280	2.14	ppb	90
101) 1,2-Dibromo-3-chloropropan	13.00	75	716	2.35	ppb	# 72
102) 1,2,4-Trichlorobenzene	13.81	180	2131	2.97	ppb	# 84
103) Hexachlorobutadiene	13.99	225	3819	2.33	ppb	82
104) Naphthalene	14.05	128	4009	1.77	ppb	# 88
105) 1,2,3-Trichlorobenzene	14.29	180	2322	3.64	ppb	94

Quantitation Report


Data File : M:\MAX\DATA\211015\1015M15.D
 Acq On : 15 Oct 21 16:38
 Sample : 2ug/L VOC STD 10/15/21
 Misc : IS&S 8/4/21

Vial: 5
 Operator: LP,DG,CH
 Inst : Max
 Multiplr: 1.00

Quant Time: Oct 16 13:29 2021

Quant Results File: M1015W.RES

Method : M:\MAX\DATA\211015\M1015W.M (RTE Integrator)
 Title : METHOD 8260B
 Last Update : Sat Oct 16 14:01:48 2021
 Response via : Initial Calibration



Quantitation Report (Not Reviewed)

Data File : M:\MAX\DATA\211015\1015M16.D
 Acq On : 15 Oct 21 17:06
 Sample : 5ug/L VOC STD 10/15/21
 Misc : IS&S 8/4/21

Vial: 6
 Operator: LP,DG,CH
 Inst : Max
 Multiplr: 1.00

Quant Time: Oct 16 13:29 2021

Quant Results File: M1015W.RES

Quant Method : M:\MAX\DATA\211015\M1015W.M (RTE Integrator)
 Title : METHOD 8260B
 Last Update : Sat Oct 16 13:28:38 2021
 Response via : Initial Calibration
 DataAcq Meth : M8260

Internal Standards	R.T.	QIon	Response	Conc	Units	Dev(Min)
1) Fluorobenzene (IS)	6.34	96	387411	25.00	ppb	0.00
65) Chlorobenzene-D5 (IS)	9.50	117	344894	25.00	ppb	0.00
80) 1,4-Dichlorobenzene-D (IS)	11.82	152	232454	25.00	ppb	0.00

System Monitoring Compounds

41) Dibromofluoromethane(S)	5.56	111	118038	25.21	ppb	0.00
Spiked Amount	25.000		Recovery	= 100.844%		
46) 1,2-DCA-D4(S)	5.95	65	84056	26.42	ppb	0.00
Spiked Amount	25.000		Recovery	= 105.700%		
66) Toluene-D8(S)	8.05	98	389321	24.94	ppb	0.00
Spiked Amount	25.000		Recovery	= 99.748%		
74) 4-Bromofluorobenzene(S)	10.68	95	156913	23.35	ppb	0.00
Spiked Amount	25.000		Recovery	= 93.416%		

Target Compounds

	R.T.	QIon	Response	Conc	Units	Qvalue
2) Chlorotrifluoroethene	1.02	116	1951	12.84	ppb	92
3) Dichlorodifluoromethane	1.18	85	13541	6.89	ppb	91
4) Freon 114	1.29	85	6948	4.20	ppb	87
5) Chloromethane	1.33	50	7282	5.89	ppb #	83
6) Vinyl chloride	1.42	62	8698	6.04	ppb	97
7) 2-Chloro-1,1,1-trifluoroet	1.01	118	2807	66.49	ppb #	56
8) Bromomethane	1.68	94	7347	7.13	ppb	89
9) Chloroethane	1.77	64	5473	5.54	ppb	90
10) Dichlorofluoromethane	1.97	67	17069	5.20	ppb	93
11) Trichlorofluoromethane	2.00	101	23038	6.23	ppb	98
13) Acrolein	2.43	56	21061	57.91	ppb	97
14) Acetone	2.61	43	19225	43.50	ppb	100
15) Freon-113	2.53	151	8907	5.20	ppb	89
16) Acetonitrile	2.92	41	11772	95.23	ppb	97
17) 2-propanol	2.26	45	534	29.16	ppb #	83
18) 1,2-Dichlorotrifluoroethan	1.97	67	17069	5.20	ppb	100
19) 1,1-DCE	2.51	61	13232	5.88	ppb	96
20) t-Butanol	3.34	59	16999	106.77	ppb	95
21) Methyl Acetate	2.99	43	3806	4.78	ppb	89
22) Iodomethane	2.66	142	7587	5.42	ppb	98
23) Acrylonitrile	3.43	53	2612	5.94	ppb	91
25) Methylene chloride	3.08	84	8233	5.04	ppb	88
26) Carbon disulfide	2.72	76	10258	4.71	ppb	98
27) Methyl t-butyl ether (MtBE)	3.47	73	28794	5.49	ppb	96
28) Trans-1,2-DCE	3.43	96	9294	5.40	ppb	89
29) 3-Methylpentane	3.46	57	5115	5.47	ppb	91
30) Hexane	3.72	56	213	10.02	ppb #	100

Quantitation Report (Not Reviewed)

Data File : M:\MAX\DATA\211015\1015M16.D
 Acq On : 15 Oct 21 17:06
 Sample : 5ug/L VOC STD 10/15/21
 Misc : IS&S 8/4/21

Vial: 6
 Operator: LP,DG,CH
 Inst : Max
 Multiplr: 1.00

Quant Time: Oct 16 13:29 2021

Quant Results File: M1015W.RES

Quant Method : M:\MAX\DATA\211015\M1015W.M (RTE Integrator)
 Title : METHOD 8260B
 Last Update : Sat Oct 16 13:28:38 2021
 Response via : Initial Calibration
 DataAcq Meth : M8260

Compound	R.T.	QIon	Response	Conc	Unit	Qvalue
31) Diisopropyl Ether	4.25	45	19726	5.43	ppb	92
32) 1,1-DCA	4.05	63	14219	5.28	ppb #	85
33) Vinyl Acetate	4.16	43	159	0.12	ppb #	77
34) Ethyl tert Butyl Ether	4.77	59	24023	5.05	ppb	89
35) Methylcyclopentane	4.77	56	1134	5.67	ppb	100
36) MEK (2-Butanone)	4.99	43	20148	39.03	ppb	88
37) Cis-1,2-DCE	4.91	96	10198	5.44	ppb	96
38) 2,2-Dichloropropane	4.89	77	17894	5.13	ppb	98
39) Chloroform	5.37	83	19904	5.41	ppb	99
40) Bromochloromethane	5.22	130	8478	5.52	ppb #	83
42) 1,1,1-TCA	5.54	97	22632	5.88	ppb	93
43) Cyclohexane	5.58	41	6390	5.53	ppb	76
44) 1,1-Dichloropropene	5.75	75	12969	5.98	ppb	85
45) 2,2,4-Trimethylpentane	6.11	57	14248	4.15	ppb	87
47) Carbon Tetrachloride	5.73	117	21221	6.09	ppb	90
48) Tert Amyl Methyl Ether	6.18	73	23576	5.01	ppb	98
49) 1,2-DCA	6.04	62	18340	5.49	ppb	98
50) Benzene	5.99	78	33663	5.51	ppb	98
51) TCE	6.75	95	9650	4.55	ppb #	77
52) 2-Pentanone	7.01	43	86889	101.33	ppb	97
53) 1,2-Dichloropropane	7.00	63	3245	4.78	ppb #	92
54) Bromodichloromethane	7.31	83	17085	5.99	ppb	90
55) Methyl Cyclohexane	6.94	83	11773	4.68	ppb	91
56) Dibromomethane	7.12	93	6546	5.99	ppb	88
57) MIBK (methyl isobutyl ket	7.98	43	43474	37.27	ppb	98
58) 1-Bromo-2-chloroethane	7.62	144	2479	6.12	ppb	78
59) 2-Chloroethyl vinyl ether	7.61	43	20	16.23	ppb #	100
60) Cis-1,3-Dichloropropene	7.79	75	14773	5.52	ppb	90
61) Toluene	8.12	91	39874	5.31	ppb	96
62) Trans-1,3-Dichloropropene	8.37	75	14624	5.33	ppb	99
63) 1,1,2-TCA	8.55	83	5668	4.81	ppb	89
64) 2-Hexanone	8.83	43	28901	34.73	ppb #	97
67) 1,2-EDB	9.03	107	9212	5.97	ppb	93
68) Tetrachloroethene	8.66	164	9368	6.20	ppb	96
69) 1-Chlorohexane	9.53	91	7028	5.15	ppb	83
70) 1,1,1,2-Tetrachloroethane	9.62	131	14631	5.77	ppb	92
71) m&p-Xylene	9.77	106	40521	10.70	ppb	97
72) o-Xylene	10.16	106	19748	5.15	ppb	89
73) Styrene	10.18	104	31878	5.09	ppb	98
75) 1,3-Dichloropropane	8.71	76	13752	5.80	ppb	98
76) Dibromochloromethane	8.93	129	13298	5.58	ppb	89
77) Chlorobenzene	9.53	112	30958	5.33	ppb	96

Quantitation Report (Not Reviewed)

Data File : M:\MAX\DATA\211015\1015M16.D
 Acq On : 15 Oct 21 17:06
 Sample : 5ug/L VOC STD 10/15/21
 Misc : IS&S 8/4/21

Vial: 6
 Operator: LP,DG,CH
 Inst : Max
 Multiplr: 1.00

Quant Time: Oct 16 13:29 2021

Quant Results File: M1015W.RES

Quant Method : M:\MAX\DATA\211015\M1015W.M (RTE Integrator)
 Title : METHOD 8260B
 Last Update : Sat Oct 16 13:28:38 2021
 Response via : Initial Calibration
 DataAcq Meth : M8260

Compound	R.T.	QIon	Response	Conc	Unit	Qvalue
78) Ethylbenzene	9.65	91	49016	5.60	ppb	98
79) Bromoform	10.35	173	10773	5.43	ppb	98
81) Isopropylbenzene	10.53	105	53902	5.30	ppb	98
82) 1,1,2,2-Tetrachloroethane	10.84	83	8866	5.20	ppb #	85
83) 1,2,3-Trichloropropane	10.88	110	4864	5.78	ppb #	73
84) t-1,4-Dichloro-2-Butene	10.91	53	2090	4.29	ppb	84
85) Bromobenzene	10.81	156	17611	5.08	ppb	88
86) n-Propylbenzene	10.94	91	52829	5.19	ppb	95
87) 4-Ethyltoluene	11.06	105	48078	5.06	ppb	92
88) 2-Chlorotoluene	11.01	91	41952	5.29	ppb	89
89) 1,3,5-Trimethylbenzene	11.12	105	46678	5.36	ppb	97
90) 4-Chlorotoluene	11.13	91	41644	5.22	ppb	99
91) Tert-Butylbenzene	11.44	119	26648	5.40	ppb	93
92) 1,2,4-Trimethylbenzene	11.49	105	45050	5.34	ppb	99
93) Sec-Butylbenzene	11.66	105	49880	5.44	ppb	98
94) p-Isopropyltoluene	11.81	119	48782	5.36	ppb	99
95) Benzyl Chloride	11.99	91	10073	4.36	ppb #	96
96) 1,3-DCB	11.75	146	31609	5.56	ppb	95
97) 1,4-DCB	11.85	146	29696	4.96	ppb	95
98) n-Butylbenzene	12.22	91	26294	4.95	ppb	97
99) 1,2-DCB	12.21	146	30601	5.46	ppb	87
100) Hexachloroethane	12.46	117	7449	4.82	ppb	86
101) 1,2-Dibromo-3-chloropropan	12.99	75	2238	5.40	ppb	84
102) 1,2,4-Trichlorobenzene	13.81	180	7399	4.97	ppb	85
103) Hexachlorobutadiene	13.99	225	10435	4.84	ppb	92
104) Naphthalene	14.06	128	14154	4.85	ppb	95
105) 1,2,3-Trichlorobenzene	14.29	180	9443	5.76	ppb	82

Data File : M:\MAX\DATA\211015\1015M17.D
 Acq On : 15 Oct 21 17:35
 Sample : 10ug/L VOC STD 10/15/21
 Misc : IS&S 8/4/21

Vial: 7
 Operator: LP,DG,CH
 Inst : Max
 Multiplr: 1.00

Quant Time: Oct 16 13:29 2021

Quant Results File: M1015W.RES

Quant Method : M:\MAX\DATA\211015\M1015W.M (RTE Integrator)
 Title : METHOD 8260B
 Last Update : Sat Oct 16 13:28:38 2021
 Response via : Initial Calibration
 DataAcq Meth : M8260

Internal Standards	R.T.	QIon	Response	Conc	Units	Dev (Min)
1) Fluorobenzene (IS)	6.34	96	377347	25.00	ppb	0.00
65) Chlorobenzene-D5 (IS)	9.50	117	347072	25.00	ppb	0.00
80) 1,4-Dichlorobenzene-D (IS)	11.82	152	236441	25.00	ppb	0.00

System Monitoring Compounds

41) Dibromofluoromethane(S)	5.56	111	118319	25.95	ppb	0.00
Spiked Amount	25.000		Recovery	= 103.780%		
46) 1,2-DCA-D4 (S)	5.95	65	79312	25.60	ppb	0.00
Spiked Amount	25.000		Recovery	= 102.392%		
66) Toluene-D8 (S)	8.05	98	392721	25.00	ppb	0.00
Spiked Amount	25.000		Recovery	= 99.988%		
74) 4-Bromofluorobenzene(S)	10.68	95	160324	23.71	ppb	0.00
Spiked Amount	25.000		Recovery	= 94.848%		

Target Compounds

	R.T.	QIon	Response	Conc	Units	Qvalue
2) Chlorotrifluoroethene	1.01	116	1480	10.00	ppb	100
3) Dichlorodifluoromethane	1.19	85	19568	10.22	ppb	100
4) Freon 114	1.29	85	10651	6.61	ppb	100
5) Chloromethane	1.33	50	13364	11.30	ppb	100
6) Vinyl chloride	1.42	62	16573	11.82	ppb	100
7) 2-Chloro-1,1,1-trifluoroet	1.01	118	2056	50.00	ppb	100
8) Bromomethane	1.68	94	12882	13.34	ppb	100
9) Chloroethane	1.77	64	11250	11.78	ppb	100
10) Dichlorofluoromethane	1.97	67	36430	11.39	ppb	100
11) Trichlorofluoromethane	2.00	101	43493	12.08	ppb	100
12) 2,2-Dichloro-1,1,1-trifluo	2.29	85	23	20.00	ppb	100
13) Acrolein	2.43	56	26701	75.38	ppb	100
14) Acetone	2.61	43	24111	56.01	ppb	100
15) Freon-113	2.53	151	16125	9.66	ppb	100
16) Acetonitrile	2.92	41	13763	114.30	ppb	100
17) 2-propanol	2.26	45	892	50.00	ppb	100
18) 1,2-Dichlorotrifluoroethan	1.97	67	36430	11.39	ppb	100
19) 1,1-DCE	2.51	61	25329	11.55	ppb	100
20) t-Butanol	3.34	59	19181	118.01	ppb	100
21) Methyl Acetate	3.00	43	8263	10.66	ppb	100
22) Iodomethane	2.66	142	17486	11.16	ppb	100
23) Acrylonitrile	3.43	53	4844	11.24	ppb	100
24) 2-Methylpentane	2.16	71	23	10.00	ppb	100
25) Methylene chloride	3.08	84	17432	10.96	ppb	100
26) Carbon disulfide	2.71	76	20960	9.87	ppb	100
27) Methyl t-butyl ether (MtBE)	3.47	73	57116	11.18	ppb	100
28) Trans-1,2-DCE	3.43	96	17741	11.38	ppb	100

Data File : M:\MAX\DATA\211015\1015M17.D
 Acq On : 15 Oct 21 17:35
 Sample : 10ug/L VOC STD 10/15/21
 Misc : IS&S 8/4/21

Vial: 7
 Operator: LP,DG,CH
 Inst : Max
 Multiplr: 1.00

Quant Time: Oct 16 13:29 2021

Quant Results File: M1015W.RES

Quant Method : M:\MAX\DATA\211015\M1015W.M (RTE Integrator)
 Title : METHOD 8260B
 Last Update : Sat Oct 16 13:28:38 2021
 Response via : Initial Calibration
 DataAcq Meth : M8260

Compound	R.T.	QIon	Response	Conc	Unit	Qvalue
29) 3-Methylpentane	3.46	57	10024	11.67	ppb	100
30) Hexane	3.72	56	414	20.00	ppb	100
31) Diisopropyl Ether	4.24	45	37208	10.51	ppb	100
32) 1,1-DCA	4.05	63	28067	10.71	ppb	100
34) Ethyl tert Butyl Ether	4.77	59	46096	9.95	ppb	100
35) Methylcyclopentane	4.77	56	1948	10.00	ppb	100
36) MEK (2-Butanone)	4.99	43	26957	53.62	ppb	100
37) Cis-1,2-DCE	4.91	96	20531	11.24	ppb	100
38) 2,2-Dichloropropane	4.89	77	37047	10.91	ppb	100
39) Chloroform	5.36	83	41151	11.48	ppb	100
40) Bromochloromethane	5.22	130	15934	11.39	ppb	100
42) 1,1,1-TCA	5.55	97	43737	11.67	ppb	100
43) Cyclohexane	5.58	41	10585	9.41	ppb	100
44) 1,1-Dichloropropene	5.75	75	23149	10.97	ppb	100
45) 2,2,4-Trimethylpentane	6.12	57	25327	7.58	ppb	100
47) Carbon Tetrachloride	5.73	117	40318	11.88	ppb	100
48) Tert Amyl Methyl Ether	6.18	73	47074	10.27	ppb	100
49) 1,2-DCA	6.04	62	36487	11.21	ppb	100
50) Benzene	5.99	78	67135	11.28	ppb	100
51) TCE	6.75	95	21853	11.75	ppb	100
52) 2-Pentanone	7.01	43	108759	130.21	ppb	100
53) 1,2-Dichloropropane	7.00	63	7561	11.89	ppb	100
54) Bromodichloromethane	7.31	83	30571	11.00	ppb	100
55) Methyl Cyclohexane	6.94	83	20502	8.86	ppb	100
56) Dibromomethane	7.12	93	12823	12.05	ppb	100
57) MIBK (methyl isobutyl ket	7.98	43	56842	50.03	ppb	100
58) 1-Bromo-2-chloroethane	7.62	144	4063	10.30	ppb	100
59) 2-Chloroethyl vinyl ether	7.67	43	72	60.00	ppb	# 100
60) Cis-1,3-Dichloropropene	7.79	75	27754	10.65	ppb	100
61) Toluene	8.12	91	82436	11.27	ppb	100
62) Trans-1,3-Dichloropropene	8.37	75	28083	10.50	ppb	100
63) 1,1,2-TCA	8.55	83	12220	10.64	ppb	100
64) 2-Hexanone	8.83	43	39749	49.04	ppb	100
67) 1,2-EDB	9.03	107	17939	11.55	ppb	100
68) Tetrachloroethene	8.66	164	16284	10.70	ppb	100
69) 1-Chlorohexane	9.53	91	12452	9.07	ppb	100
70) 1,1,1,2-Tetrachloroethane	9.62	131	28021	10.98	ppb	100
71) m&p-Xylene	9.77	106	82514	21.66	ppb	100
72) o-Xylene	10.16	106	40678	10.54	ppb	100
73) Styrene	10.18	104	66045	10.48	ppb	100
75) 1,3-Dichloropropane	8.71	76	26720	11.19	ppb	100
76) Dibromochloromethane	8.93	129	26700	11.13	ppb	100

(#) = qualifier out of range (w) = manual integration

Data File : M:\MAX\DATA\211015\1015M17.D
 Acq On : 15 Oct 21 17:35
 Sample : 10ug/L VOC STD 10/15/21
 Misc : IS&S 8/4/21

Vial: 7
 Operator: LP,DG,CH
 Inst : Max
 Multiplr: 1.00

Quant Time: Oct 16 13:29 2021

Quant Results File: M1015W.RES

Quant Method : M:\MAX\DATA\211015\M1015W.M (RTE Integrator)
 Title : METHOD 8260B
 Last Update : Sat Oct 16 13:28:38 2021
 Response via : Initial Calibration
 DataAcq Meth : M8260

Compound	R.T.	QIon	Response	Conc	Unit	Qvalue
77) Chlorobenzene	9.53	112	61648	10.55	ppb	100
78) Ethylbenzene	9.65	91	94727	10.75	ppb	100
79) Bromoform	10.35	173	22290	11.17	ppb	100
81) Isopropylbenzene	10.53	105	106456	10.30	ppb	100
82) 1,1,2,2-Tetrachloroethane	10.84	83	18342	10.58	ppb	100
83) 1,2,3-Trichloropropane	10.87	110	9043	10.87	ppb	100
84) t-1,4-Dichloro-2-Butene	10.90	53	4578	8.87	ppb	100
85) Bromobenzene	10.81	156	34140	9.67	ppb	100
86) n-Propylbenzene	10.94	91	111438	10.76	ppb	100
87) 4-Ethyltoluene	11.06	105	102117	10.56	ppb	100
88) 2-Chlorotoluene	11.01	91	87062	10.80	ppb	100
89) 1,3,5-Trimethylbenzene	11.12	105	98343	11.10	ppb	100
90) 4-Chlorotoluene	11.13	91	85815	10.58	ppb	100
91) Tert-Butylbenzene	11.44	119	53976	10.76	ppb	100
92) 1,2,4-Trimethylbenzene	11.49	105	92332	10.53	ppb	100
93) Sec-Butylbenzene	11.66	105	104508	11.21	ppb	100
94) p-Isopropyltoluene	11.81	119	100003	10.46	ppb	100
95) Benzyl Chloride	11.99	91	20556	8.75	ppb	100
96) 1,3-DCB	11.75	146	62186	10.76	ppb	100
97) 1,4-DCB	11.84	146	61854	10.71	ppb	100
98) n-Butylbenzene	12.22	91	56499	9.46	ppb	100
99) 1,2-DCB	12.21	146	61844	10.85	ppb	100
100) Hexachloroethane	12.46	117	14896	9.62	ppb	100
101) 1,2-Dibromo-3-chloropropan	12.99	75	5285	11.44	ppb	100
102) 1,2,4-Trichlorobenzene	13.81	180	18752	9.24	ppb	100
103) Hexachlorobutadiene	13.99	225	23952	9.95	ppb	100
104) Naphthalene	14.05	128	39199	11.87	ppb	100
105) 1,2,3-Trichlorobenzene	14.30	180	23602	9.93	ppb	100

Quantitation Report

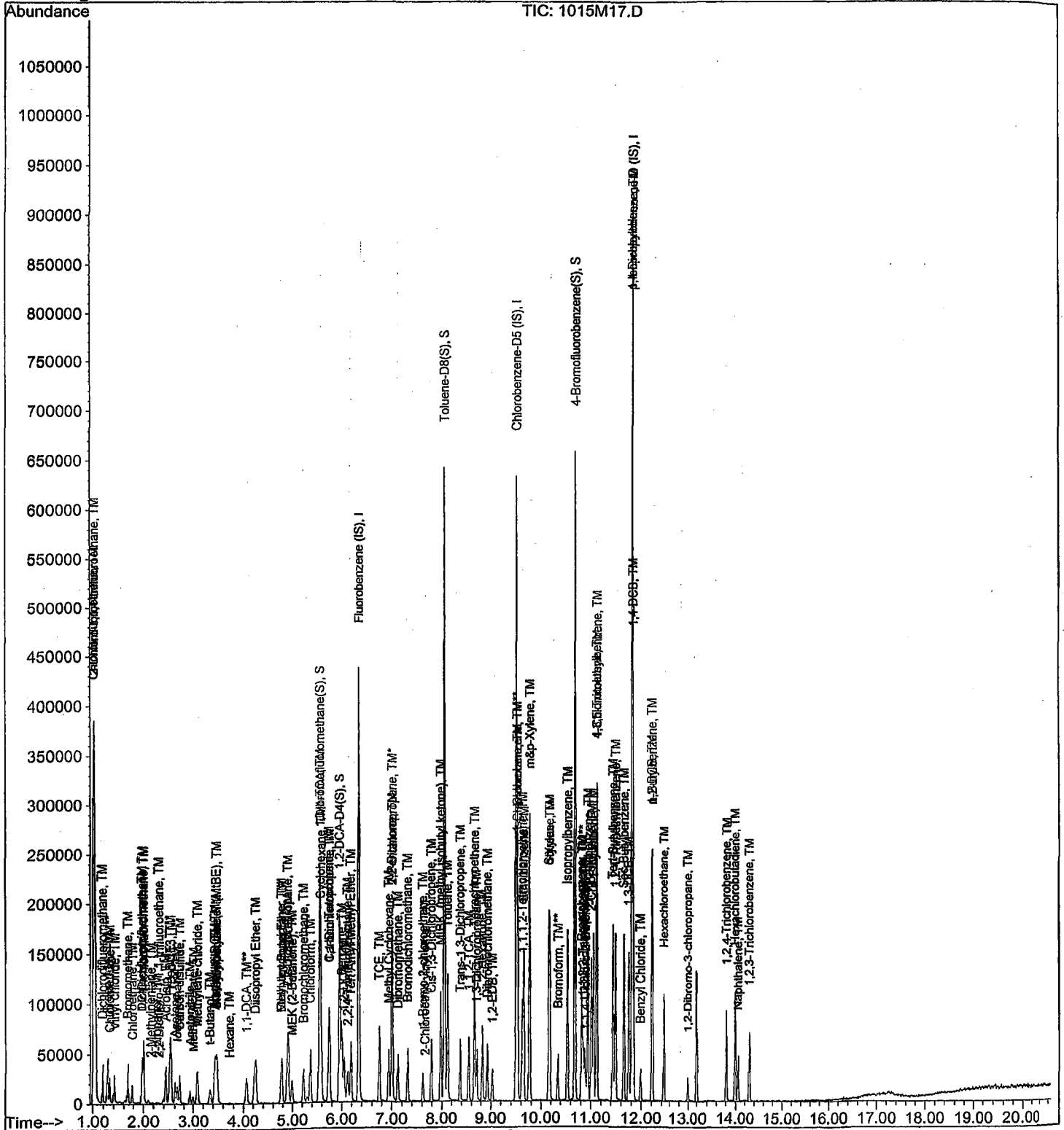
Data File : M:\MAX\DATA\211015\1015M17.D
Acq On : 15 Oct 21 17:35
Sample : 10ug/L VOC STD 10/15/21
Misc : IS&S 8/4/21

Vial: 7
Operator: LP,DG,CH
Inst : Max
Multiplr: 1.00

Quant Time: Oct 16 13:29 2021

Quant Results File: M1015W.RES

Method : M:\MAX\DATA\211015\M1015W.M (RTE Integrator)
Title : METHOD 8260B
Last Update : Sat Oct 16 14:01:48 2021
Response via : Initial Calibration



Data File : M:\MAX\DATA\211015\1015M18.D
 Acq On : 15 Oct 21 18:03
 Sample : 20ug/L VOC STD 10/15/21
 Misc : IS&S 8/4/21

Vial: 8
 Operator: LP,DG,CH
 Inst : Max
 Multiplr: 1.00

Quant Time: Oct 16 13:29 2021

Quant Results File: M1015W.RES

Quant Method : M:\MAX\DATA\211015\M1015W.M (RTE Integrator)
 Title : METHOD 8260B
 Last Update : Sat Oct 16 13:28:38 2021
 Response via : Initial Calibration
 DataAcq Meth : M8260

Internal Standards	R.T.	QIon	Response	Conc	Units	Dev	(Min
1) Fluorobenzene (IS)	6.34	96	395871	25.00	ppb	0.00	
65) Chlorobenzene-D5 (IS)	9.50	117	351611	25.00	ppb	0.00	
80) 1,4-Dichlorobenzene-D (IS)	11.82	152	235162	25.00	ppb	0.00	
System Monitoring Compounds							
41) Dibromofluoromethane (S)	5.56	111	236514	49.44	ppb	0.00	
Spiked Amount	25.000		Recovery	=	197.748%		
46) 1,2-DCA-D4 (S)	5.95	65	166400	51.19	ppb	0.00	
Spiked Amount	25.000		Recovery	=	204.772%		
66) Toluene-D8 (S)	8.05	98	780890	49.06	ppb	0.00	
Spiked Amount	25.000		Recovery	=	196.252%		
74) 4-Bromofluorobenzene (S)	10.68	95	327466	47.81	ppb	0.00	
Spiked Amount	25.000		Recovery	=	191.232%		
Target Compounds							
2) Chlorotrifluoroethene	1.03	116	1543	9.94	ppb	#	60
3) Dichlorodifluoromethane	1.18	85	43432	21.62	ppb		97
4) Freon 114	1.29	85	29061	17.19	ppb		81
5) Chloromethane	1.33	50	25172	20.46	ppb		98
6) Vinyl chloride	1.42	62	33428	22.72	ppb		95
7) 2-Chloro-1,1,1-trifluoroet	1.00	118	1142	26.47	ppb	#	37
8) Bromomethane	1.68	94	25141	25.37	ppb		95
9) Chloroethane	1.77	64	20310	20.33	ppb		99
10) Dichlorofluoromethane	1.97	67	69254	20.65	ppb		99
11) Trichlorofluoromethane	2.00	101	90422	23.94	ppb		91
12) 2,2-Dichloro-1,1,1-trifluo	2.27	85	19	15.75	ppb		100
13) Acrolein	2.44	56	32051	86.25	ppb		99
14) Acetone	2.61	43	29127	64.50	ppb		99
15) Freon-113	2.53	151	37209	21.25	ppb		94
16) Acetonitrile	2.93	41	18046	142.86	ppb		93
17) 2-propanol	2.26	45	2021	107.98	ppb	#	81
18) 1,2-Dichlorotrifluoroethan	1.97	67	69254	20.64	ppb		100
19) 1,1-DCE	2.51	61	53746	23.36	ppb		97
20) t-Butanol	3.34	59	23282	129.99	ppb		92
21) Methyl Acetate	2.99	43	16974	20.87	ppb		100
22) Iodomethane	2.66	142	35780	20.61	ppb		93
23) Acrylonitrile	3.43	53	10005	22.05	ppb	#	84
24) 2-Methylpentane	2.10	71	44	18.24	ppb	#	100
25) Methylene chloride	3.08	84	34285	20.55	ppb		94
26) Carbon disulfide	2.71	76	44096	19.79	ppb		97
27) Methyl t-butyl ether (MtBE	3.47	73	114470	21.36	ppb		100
28) Trans-1,2-DCE	3.43	96	38698	24.57	ppb		94

(#) = qualifier out of range (m) = manual integration
 1015M18.D M1015W.M Wed Oct 20 12:06:41 2021

Quantitation Report (Not Reviewed)

Data File : M:\MAX\DATA\211015\1015M18.D
 Acq On : 15 Oct 21 18:03
 Sample : 20ug/L VOC STD 10/15/21
 Misc : IS&S 8/4/21

Vial: 8
 Operator: LP,DG,CH
 Inst : Max
 Multiplr: 1.00

Quant Time: Oct 16 13:29 2021

Quant Results File: M1015W.RES

Quant Method : M:\MAX\DATA\211015\M1015W.M (RTE Integrator)
 Title : METHOD 8260B
 Last Update : Sat Oct 16 13:28:38 2021
 Response via : Initial Calibration
 DataAcq Meth : M8260

Compound	R.T.	QIon	Response	Conc	Unit	Qvalue
29) 3-Methylpentane	3.47	57	21607	24.67	ppb	96
30) Hexane	3.73	56	771	35.50	ppb	100
31) Diisopropyl Ether	4.24	45	74704	20.11	ppb	96
32) 1,1-DCA	4.06	63	59120	21.50	ppb	98
34) Ethyl tert Butyl Ether	4.77	59	95539	19.66	ppb	95
35) Methylcyclopentane	4.77	56	3929	19.23	ppb	# 100
36) MEK (2-Butanone)	4.99	43	30811	58.42	ppb	# 91
37) Cis-1,2-DCE	4.91	96	40102	20.93	ppb	94
38) 2,2-Dichloropropane	4.89	77	73086	20.52	ppb	99
39) Chloroform	5.36	83	81653	21.71	ppb	100
40) Bromochloromethane	5.22	130	33221	23.42	ppb	93
42) 1,1,1-TCA	5.54	97	93844	23.87	ppb	95
43) Cyclohexane	5.58	41	24494	20.75	ppb	85
44) 1,1-Dichloropropene	5.75	75	49132	22.19	ppb	93
45) 2,2,4-Trimethylpentane	6.12	57	57952	16.53	ppb	# 81
47) Carbon Tetrachloride	5.73	117	81738	22.96	ppb	94
48) Tert Amyl Methyl Ether	6.18	73	93531	19.46	ppb	97
49) 1,2-DCA	6.04	62	73123	21.42	ppb	97
50) Benzene	5.99	78	134429	21.52	ppb	95
51) TCE	6.75	95	41884	22.20	ppb	85
52) 2-Pentanone	7.01	43	131778	150.39	ppb	97
53) 1,2-Dichloropropane	7.00	63	15331	23.28	ppb	99
54) Bromodichloromethane	7.31	83	63530	21.79	ppb	94
55) Methyl Cyclohexane	6.94	83	47883	20.50	ppb	99
56) Dibromomethane	7.12	93	24263	21.72	ppb	99
57) MIBK (methyl isobutyl ket	7.98	43	66896	56.12	ppb	96
58) 1-Bromo-2-chloroethane	7.62	144	8668	20.95	ppb	82
59) 2-Chloroethyl vinyl ether	7.64	43	135	107.24	ppb	# 100
60) Cis-1,3-Dichloropropene	7.79	75	58299	21.33	ppb	92
61) Toluene	8.12	91	158484	20.66	ppb	98
62) Trans-1,3-Dichloropropene	8.37	75	58054	20.70	ppb	99
63) 1,1,2-TCA	8.55	83	23159	19.22	ppb	98
64) 2-Hexanone	8.83	43	48162	56.64	ppb	96
67) 1,2-EDB	9.03	107	37727	23.98	ppb	91
68) Tetrachloroethene	8.66	164	37992	24.65	ppb	# 77
69) 1-Chlorohexane	9.53	91	27928	20.08	ppb	92
70) 1,1,1,2-Tetrachloroethane	9.62	131	54825	21.21	ppb	97
71) m&p-Xylene	9.77	106	168462	43.65	ppb	94
72) o-Xylene	10.16	106	80768	20.66	ppb	96
73) Styrene	10.18	104	132105	20.70	ppb	100
75) 1,3-Dichloropropane	8.71	76	51570	21.33	ppb	# 81
76) Dibromochloromethane	8.93	129	55342	22.78	ppb	97

(#) = qualifier out of range (n) = manual integration
 1015M18.D M1015W.M Wed Oct 20 12:06:41 2021

Data File : M:\MAX\DATA\211015\1015M18.D
 Acq On : 15 Oct 21 18:03
 Sample : 20ug/L VOC STD 10/15/21
 Misc : IS&S 8/4/21

Vial: 8
 Operator: LP,DG,CH
 Inst : Max
 Multiplr: 1.00

Quant Time: Oct 16 13:29 2021

Quant Results File: M1015W.RES

Quant Method : M:\MAX\DATA\211015\M1015W.M (RTE Integrator)
 Title : METHOD 8260B
 Last Update : Sat Oct 16 13:28:38 2021
 Response via : Initial Calibration
 DataAcq Meth : M8260

Compound	R.T.	QIon	Response	Conc	Unit	Qvalue
77) Chlorobenzene	9.53	112	123674	20.90	ppb	95
78) Ethylbenzene	9.65	91	190505	21.35	ppb	99
79) Bromoform	10.35	173	46086	22.80	ppb	91
81) Isopropylbenzene	10.53	105	215921	21.00	ppb	96
82) 1,1,2,2-Tetrachloroethane	10.84	83	34580	20.06	ppb	93
83) 1,2,3-Trichloropropane	10.88	110	18655	22.95	ppb	93
84) t-1,4-Dichloro-2-Butene	10.90	53	9193	17.59	ppb	76
85) Bromobenzene	10.81	156	72807	20.74	ppb	87
86) n-Propylbenzene	10.94	91	218212	21.18	ppb	98
87) 4-Ethyltoluene	11.06	105	204272	21.24	ppb	94
88) 2-Chlorotoluene	11.01	91	166317	20.74	ppb	92
89) 1,3,5-Trimethylbenzene	11.12	105	188460	21.39	ppb	96
90) 4-Chlorotoluene	11.13	91	169578	21.02	ppb	99
91) Tert-Butylbenzene	11.44	119	113528	22.75	ppb	98
92) 1,2,4-Trimethylbenzene	11.49	105	194704	22.09	ppb	97
93) Sec-Butylbenzene	11.66	105	210964	22.75	ppb	99
94) p-Isopropyltoluene	11.81	119	210376	21.74	ppb	98
95) Benzyl Chloride	11.99	91	42029	17.98	ppb	97
96) 1,3-DCB	11.75	146	126212	21.95	ppb	98
97) 1,4-DCB	11.84	146	125705	22.43	ppb	96
98) n-Butylbenzene	12.22	91	128982	20.53	ppb	95
99) 1,2-DCB	12.21	146	124816	22.02	ppb	98
100) Hexachloroethane	12.46	117	30628	20.04	ppb	94
101) 1,2-Dibromo-3-chloropropan	12.99	75	10893	22.83	ppb #	81
102) 1,2,4-Trichlorobenzene	13.81	180	49784	21.15	ppb	88
103) Hexachlorobutadiene	13.99	225	53060	21.20	ppb	97
104) Naphthalene	14.05	128	96821	26.22	ppb	99
105) 1,2,3-Trichlorobenzene	14.30	180	62906	21.74	ppb	86

Quantitation Report (Not Reviewed)

Data File : M:\MAX\DATA\211015\1015M19.D
 Acq On : 15 Oct 21 18:31
 Sample : 40ug/L VOC STD 10/15/21
 Misc : IS&S 8/4/21

Vial: 9
 Operator: LP,DG,CH
 Inst : Max
 Multiplr: 1.00

Quant Time: Oct 16 13:29 2021

Quant Results File: M1015W.RES

Quant Method : M:\MAX\DATA\211015\M1015W.M (RTE Integrator)
 Title : METHOD 8260B
 Last Update : Sat Oct 16 13:28:38 2021
 Response via : Initial Calibration
 DataAcq Meth : M8260

Internal Standards	R.T.	QIon	Response	Conc	Units	Dev(Min)
1) Fluorobenzene (IS)	6.34	96	394795	25.00	ppb	0.00
65) Chlorobenzene-D5 (IS)	9.50	117	356570	25.00	ppb	0.00
80) 1,4-Dichlorobenzene-D (IS)	11.82	152	246902	25.00	ppb	0.00

System Monitoring Compounds

41) Dibromofluoromethane (S)	5.56	111	238087	49.90	ppb	0.00
Spiked Amount	25.000		Recovery	=	199.604%	
46) 1,2-DCA-D4 (S)	5.95	65	166336	51.31	ppb	0.00
Spiked Amount	25.000		Recovery	=	205.252%	
66) Toluene-D8 (S)	8.05	98	788816	48.87	ppb	0.00
Spiked Amount	25.000		Recovery	=	195.484%	
74) 4-Bromofluorobenzene (S)	10.68	95	335059	48.24	ppb	0.00
Spiked Amount	25.000		Recovery	=	192.944%	

Target Compounds

Target Compounds	R.T.	QIon	Response	Conc	Units	Qvalue
2) Chlorotrifluoroethene	1.01	116	1951	12.60	ppb	# 73
3) Dichlorodifluoromethane	1.18	85	95360	47.61	ppb	100
4) Freon 114	1.29	85	57360	34.02	ppb	83
5) Chloromethane	1.33	50	56542	46.36	ppb	94
6) Vinyl chloride	1.42	62	70630	48.13	ppb	92
7) 2-Chloro-1,1,1-trifluoroet	1.01	118	1922	44.68	ppb	# 51
8) Bromomethane	1.68	94	51410	52.69	ppb	91
9) Chloroethane	1.77	64	42072	42.31	ppb	97
10) Dichlorofluoromethane	1.97	67	141160	42.20	ppb	99
11) Trichlorofluoromethane	2.00	101	187948	49.90	ppb	98
12) 2,2-Dichloro-1,1,1-trifluo	2.18	85	25	20.78	ppb	100
13) Acrolein	2.43	56	40051	108.07	ppb	88
14) Acetone	2.62	43	39041	86.69	ppb	98
15) Freon-113	2.52	151	70973	40.64	ppb	97
16) Acetonitrile	2.93	41	22065	175.15	ppb	88
17) 2-propanol	2.27	45	3181	170.43	ppb	# 81
18) 1,2-Dichlorotrifluoroethan	1.97	67	141160	42.19	ppb	100
19) 1,1-DCE	2.50	61	104417	45.50	ppb	96
20) t-Butanol	3.35	59	36678	173.72	ppb	96
21) Methyl Acetate	2.99	43	34963	43.11	ppb	95
22) Iodomethane	2.66	142	81874	45.72	ppb	95
23) Acrylonitrile	3.43	53	19528	43.06	ppb	# 80
24) 2-Methylpentane	2.10	71	116	48.21	ppb	# 100
25) Methylene chloride	3.08	84	68587	41.23	ppb	97
26) Carbon disulfide	2.71	76	86056	38.73	ppb	99
27) Methyl t-butyl ether (MtBE)	3.47	73	239816	44.88	ppb	94
28) Trans-1,2-DCE	3.43	96	72205	46.70	ppb	95

Data File : M:\MAX\DATA\211015\1015M19.D
 Acq On : 15 Oct 21 18:31
 Sample : 40ug/L VOC STD 10/15/21
 Misc : IS&S 8/4/21

Vial: 9
 Operator: LP,DG,CH
 Inst : Max
 Multiplr: 1.00

Quant Time: Oct 16 13:29 2021

Quant Results File: M1015W.RES

Quant Method : M:\MAX\DATA\211015\M1015W.M (RTE Integrator)
 Title : METHOD 8260B
 Last Update : Sat Oct 16 13:28:38 2021
 Response via : Initial Calibration
 DataAcq Meth : M8260

Compound	R.T.	QIon	Response	Conc	Unit	Qvalue
29) 3-Methylpentane	3.47	57	37452	43.35	ppb	88
30) Hexane	3.70	56	751	34.68	ppb #	100
31) Diisopropyl Ether	4.24	45	152386	41.14	ppb	95
32) 1,1-DCA	4.06	63	116415	42.45	ppb #	94
34) Ethyl tert Butyl Ether	4.77	59	199919	41.25	ppb	94
35) Methylcyclopentane	4.77	56	8348	40.96	ppb	100
36) MEK (2-Butanone)	4.99	43	43256	82.23	ppb	88
37) Cis-1,2-DCE	4.91	96	82880	43.37	ppb	92
38) 2,2-Dichloropropane	4.89	77	141607	39.86	ppb	99
39) Chloroform	5.36	83	160419	42.76	ppb	94
40) Bromochloromethane	5.22	130	68479	49.26	ppb	94
42) 1,1,1-TCA	5.54	97	182393	46.52	ppb	98
43) Cyclohexane	5.58	41	48312	41.04	ppb	90
44) 1,1-Dichloropropene	5.75	75	94511	42.80	ppb	97
45) 2,2,4-Trimethylpentane	6.12	57	121452	34.73	ppb #	86
47) Carbon Tetrachloride	5.74	117	166925	47.02	ppb	98
48) Tert Amyl Methyl Ether	6.18	73	194157	40.51	ppb	97
49) 1,2-DCA	6.04	62	153949	45.21	ppb	100
50) Benzene	5.99	78	269561	43.28	ppb	99
51) TCE	6.75	95	85080	46.13	ppb	85
52) 2-Pentanone	7.01	43	159478	182.50	ppb	99
53) 1,2-Dichloropropane	7.00	63	32440	49.75	ppb	96
54) Bromodichloromethane	7.31	83	132884	45.71	ppb	99
55) Methyl Cyclohexane	6.94	83	97260	42.40	ppb	100
56) Dibromomethane	7.12	93	50236	45.10	ppb	93
57) MIBK (methyl isobutyl ket	7.98	43	93060	78.28	ppb	97
58) 1-Bromo-2-chloroethane	7.62	144	17760	43.04	ppb	98
59) 2-Chloroethyl vinyl ether	7.58	43	20	15.93	ppb #	100
60) Cis-1,3-Dichloropropene	7.79	75	117498	43.10	ppb	96
61) Toluene	8.12	91	319786	41.80	ppb	99
62) Trans-1,3-Dichloropropene	8.37	75	122778	43.89	ppb	99
63) 1,1,2-TCA	8.55	83	47558	39.57	ppb	94
64) 2-Hexanone	8.83	43	66653	78.60	ppb	94
67) 1,2-EDB	9.03	107	74115	46.45	ppb	95
68) Tetrachloroethene	8.66	164	70304	44.97	ppb	81
69) 1-Chlorohexane	9.53	91	54312	38.51	ppb	96
70) 1,1,1,2-Tetrachloroethane	9.62	131	111805	42.65	ppb	92
71) m&p-Xylene	9.77	106	333019	85.09	ppb	100
72) o-Xylene	10.16	106	167690	42.31	ppb	100
73) Styrene	10.18	104	270125	41.74	ppb	99
75) 1,3-Dichloropropane	8.71	76	106532	43.44	ppb	88
76) Dibromochloromethane	8.93	129	113393	46.02	ppb	99

Quantitation Report (Not Reviewed)

Data File : M:\MAX\DATA\211015\1015M19.D
 Acq On : 15 Oct 21 18:31
 Sample : 40ug/L VOC STD 10/15/21
 Misc : IS&S 8/4/21

Vial: 9
 Operator: LP,DG,CH
 Inst : Max
 Multiplr: 1.00

Quant Time: Oct 16 13:29 2021

Quant Results File: M1015W.RES

Quant Method : M:\MAX\DATA\211015\M1015W.M (RTE Integrator)
 Title : METHOD 8260B
 Last Update : Sat Oct 16 13:28:38 2021
 Response via : Initial Calibration
 DataAcq Meth : M8260

Compound	R.T.	QIon	Response	Conc	Unit	Qvalue
77) Chlorobenzene	9.53	112	247111	41.17	ppb	96
78) Ethylbenzene	9.65	91	393606	43.49	ppb	98
79) Bromoform	10.35	173	96934	47.29	ppb	94
81) Isopropylbenzene	10.53	105	436071	40.40	ppb	98
82) 1,1,2,2-Tetrachloroethane	10.84	83	72110	39.85	ppb	91
83) 1,2,3-Trichloropropane	10.88	110	37233	43.97	ppb	94
84) t-1,4-Dichloro-2-Butene	10.90	53	20351	36.72	ppb	74
85) Bromobenzene	10.81	156	144680	39.26	ppb	93
86) n-Propylbenzene	10.94	91	452586	41.83	ppb	99
87) 4-Ethyltoluene	11.06	105	417221	41.31	ppb	95
88) 2-Chlorotoluene	11.01	91	340873	40.48	ppb	88
89) 1,3,5-Trimethylbenzene	11.12	105	382964	41.40	ppb	97
90) 4-Chlorotoluene	11.13	91	343947	40.60	ppb	99
91) Tert-Butylbenzene	11.44	119	234880	44.83	ppb	98
92) 1,2,4-Trimethylbenzene	11.49	105	396710	42.65	ppb	99
93) Sec-Butylbenzene	11.66	105	437165	44.90	ppb	99
94) p-Isopropyltoluene	11.81	119	441578	43.11	ppb	98
95) Benzyl Chloride	11.99	91	88019	35.87	ppb	99
96) 1,3-DCB	11.75	146	262502	43.48	ppb	98
97) 1,4-DCB	11.84	146	255429	43.91	ppb	96
98) n-Butylbenzene	12.22	91	282853	41.90	ppb	98
99) 1,2-DCB	12.21	146	253718	42.63	ppb	99
100) Hexachloroethane	12.46	117	65707	41.10	ppb	99
101) 1,2-Dibromo-3-chloropropan	12.99	75	22876	44.84	ppb	91
102) 1,2,4-Trichlorobenzene	13.81	180	113144	43.34	ppb	94
103) Hexachlorobutadiene	13.99	225	114209	42.64	ppb	98
104) Naphthalene	14.05	128	238304	52.27	ppb	99
105) 1,2,3-Trichlorobenzene	14.30	180	146469	44.67	ppb	90

Quantitation Report

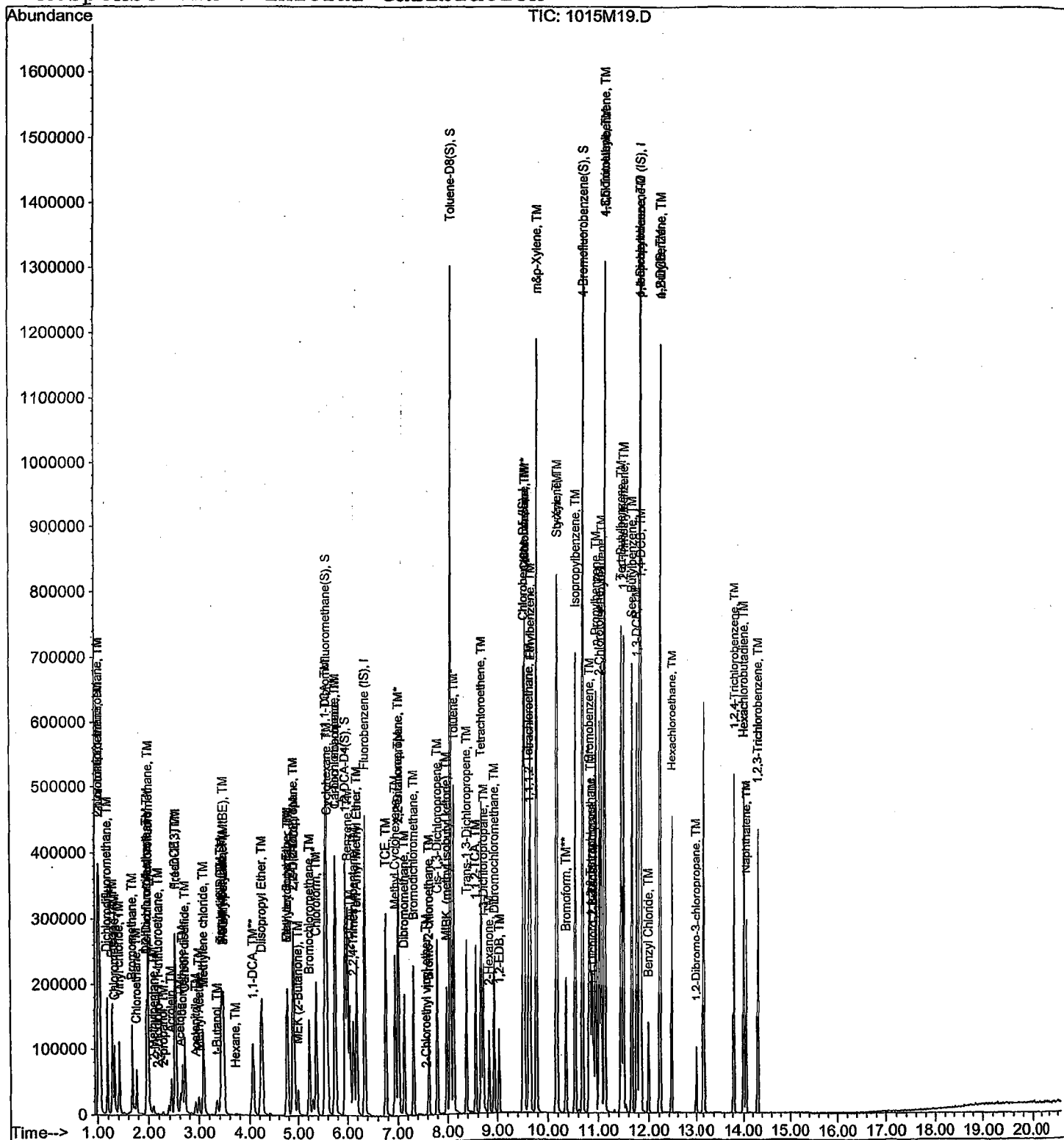
Data File : M:\MAX\DATA\211015\1015M19.D
 Acq On : 15 Oct 21 18:31
 Sample : 40ug/L VOC STD 10/15/21
 Misc : IS&S 8/4/21

Vial: 9
 Operator: LP, DG, CH
 Inst : Max
 Multiplr: 1.00

Quant Time: Oct 16 13:29 2021

Quant Results File: M1015W.RES

Method : M:\MAX\DATA\211015\M1015W.M (RTE Integrator)
 Title : METHOD 8260B
 Last Update : Sat Oct 16 14:01:48 2021
 Response via : Initial Calibration



Quantitation Report (Not Reviewed)

Data File : M:\MAX\DATA\211015\1015M20.D
 Acq On : 15 Oct 21 19:00
 Sample : 100ug/L VOC STD 10/15/21
 Misc : IS&S 8/4/21

Vial: 10
 Operator: LP,DG,CH
 Inst : Max
 Multiplr: 1.00

Quant Time: Oct 16 13:29 2021

Quant Results File: M1015W.RES

Quant Method : M:\MAX\DATA\211015\M1015W.M (RTE Integrator)
 Title : METHOD 8260B
 Last Update : Sat Oct 16 13:28:38 2021
 Response via : Initial Calibration
 DataAcq Meth : M8260

Internal Standards	R.T.	QIon	Response	Conc	Units	Dev (Min)
1) Fluorobenzene (IS)	6.34	96	386789	25.00	ppb	0.00
65) Chlorobenzene-D5 (IS)	9.50	117	357810	25.00	ppb	0.00
80) 1,4-Dichlorobenzene-D (IS)	11.82	152	248989	25.00	ppb	0.00
System Monitoring Compounds						
41) Dibromofluoromethane (S)	5.56	111	442755	94.72	ppb	0.00
Spiked Amount	25.000		Recovery	=	378.876%	
46) 1,2-DCA-D4 (S)	5.95	65	315456	99.33	ppb	0.00
Spiked Amount	25.000		Recovery	=	397.320%	
66) Toluene-D8 (S)	8.05	98	1486255	91.76	ppb	0.00
Spiked Amount	25.000		Recovery	=	367.048%	
74) 4-Bromofluorobenzene (S)	10.68	95	657746	94.36	ppb	0.00
Spiked Amount	25.000		Recovery	=	377.452%	
Target Compounds						
2) Chlorotrifluoroethene	1.02	116	1201	7.92	ppb	# 45
3) Dichlorodifluoromethane	1.18	85	234560	119.53	ppb	99
4) Freon 114	1.29	85	146791	88.87	ppb	80
5) Chloromethane	1.33	50	143008	120.04	ppb	97
6) Vinyl chloride	1.42	62	168822	117.43	ppb	98
7) 2-Chloro-1,1,1-trifluoroet	1.00	118	1493	35.42	ppb	# 37
8) Bromomethane	1.68	94	135974	143.32	ppb	93
9) Chloroethane	1.76	64	126156	129.66	ppb	97
10) Dichlorofluoromethane	1.96	67	347423	106.00	ppb	100
11) Trichlorofluoromethane	1.99	101	454942	123.28	ppb	94
12) 2,2-Dichloro-1,1,1-trifluo	2.39	85	85	72.11	ppb	# 100
13) Acrolein	2.44	56	44550	122.70	ppb	88
14) Acetone	2.62	43	47910	108.58	ppb	94
15) Freon-113	2.52	151	175591	102.62	ppb	89
16) Acetonitrile	2.94	41	23864	193.35	ppb	91
17) 2-propanol	2.30	45	8518	465.81	ppb	92
18) 1,2-Dichlorotrifluoroethan	1.96	67	347584	106.03	ppb	# 100
19) 1,1-DCE	2.50	61	262927	116.95	ppb	95
20) t-Butanol	3.37	59	50833	214.24	ppb	99
21) Methyl Acetate	3.00	43	84654	106.53	ppb	85
22) Iodomethane	2.65	142	214716	120.36	ppb	98
23) Acrylonitrile	3.44	53	47089	105.86	ppb	93
24) 2-Methylpentane	2.09	71	220	93.32	ppb	# 100
25) Methylene chloride	3.08	84	160180	98.28	ppb	95
26) Carbon disulfide	2.71	76	194560	89.38	ppb	97
27) Methyl t-butyl ether (MtBE)	3.47	73	555224	106.05	ppb	93
28) Trans-1,2-DCE	3.42	96	182546	121.83	ppb	100

(#) = qualifier out of range (M) = manual integration

Quantitation Report (Not Reviewed)

Data File : M:\MAX\DATA\211015\1015M20.D
 Acq On : 15 Oct 21 19:00
 Sample : 100ug/L VOC STD 10/15/21
 Misc : IS&S 8/4/21

Vial: 10
 Operator: LP,DG,CH
 Inst : Max
 Multiplr: 1.00

Quant Time: Oct 16 13:29 2021

Quant Results File: M1015W.RES

Quant Method : M:\MAX\DATA\211015\M1015W.M (RTE Integrator)
 Title : METHOD 8260B
 Last Update : Sat Oct 16 13:28:38 2021
 Response via : Initial Calibration
 DataAcq Meth : M8260

Compound	R.T.	QIon	Response	Conc	Unit	Qvalue
29) 3-Methylpentane	3.47	57	93951	112.00	ppb	89
30) Hexane	3.71	56	1846	87.00	ppb	# 100
31) Diisopropyl Ether	4.24	45	370710	102.14	ppb	97
32) 1,1-DCA	4.06	63	285289	106.17	ppb	# 93
34) Ethyl tert Butyl Ether	4.77	59	459729	96.83	ppb	97
35) Methylcyclopentane	4.77	56	17519	87.74	ppb	# 100
36) MEK (2-Butanone)	4.99	43	53511	103.84	ppb	90
37) Cis-1,2-DCE	4.91	96	197796	105.64	ppb	94
38) 2,2-Dichloropropane	4.89	77	346511	99.56	ppb	100
39) Chloroform	5.36	83	390282	106.18	ppb	94
40) Bromochloromethane	5.22	130	156085	115.65	ppb	# 88
42) 1,1,1-TCA	5.54	97	433213	112.79	ppb	97
43) Cyclohexane	5.58	41	121867	105.66	ppb	90
44) 1,1-Dichloropropene	5.75	75	231228	106.87	ppb	95
45) 2,2,4-Trimethylpentane	6.12	57	302605	88.31	ppb	87
47) Carbon Tetrachloride	5.74	117	411487	118.31	ppb	95
48) Tert Amyl Methyl Ether	6.18	73	450960	96.03	ppb	97
49) 1,2-DCA	6.04	62	367370	110.12	ppb	98
50) Benzene	5.99	78	649591	106.45	ppb	98
51) TCE	6.75	95	206061	115.34	ppb	84
52) 2-Pentanone	7.01	43	179595	209.77	ppb	99
53) 1,2-Dichloropropane	7.00	63	72296	113.59	ppb	96
54) Bromodichloromethane	7.31	83	317248	111.38	ppb	100
55) Methyl Cyclohexane	6.94	83	236830	106.31	ppb	93
56) Dibromomethane	7.12	93	119549	109.56	ppb	95
57) MIBK (methyl isobutyl ket	7.98	43	114125	97.99	ppb	98
58) 1-Bromo-2-chloroethane	7.62	144	42608	105.40	ppb	91
59) 2-Chloroethyl vinyl ether	7.69	43	19	15.45	ppb	# 100
60) Cis-1,3-Dichloropropene	7.79	75	293076	109.74	ppb	94
61) Toluene	8.12	91	786013	104.86	ppb	96
62) Trans-1,3-Dichloropropene	8.37	75	301333	109.95	ppb	100
63) 1,1,2-TCA	8.55	83	116902	99.29	ppb	93
64) 2-Hexanone	8.83	43	83212	100.16	ppb	# 92
67) 1,2-EDB	9.03	107	187298	116.98	ppb	98
68) Tetrachloroethene	8.66	164	163584	104.28	ppb	86
69) 1-Chlorohexane	9.53	91	140232	99.08	ppb	96
70) 1,1,1,2-Tetrachloroethane	9.62	131	281249	106.91	ppb	97
71) m&p-Xylene	9.77	106	823233	209.61	ppb	98
72) o-Xylene	10.16	106	418928	105.33	ppb	98
73) Styrene	10.18	104	692047	106.57	ppb	98
75) 1,3-Dichloropropane	8.71	76	259322	105.38	ppb	91
76) Dibromochloromethane	8.93	129	278663	112.70	ppb	98

(#) = qualifier out of range (m) = manual integration
 1015M20.D M1015W.M Wed Oct 20 12:06:46 2021

Quantitation Report (Not Reviewed)

Data File : M:\MAX\DATA\211015\1015M20.D
 Acq On : 15 Oct 21 19:00
 Sample : 100ug/L VOC STD 10/15/21
 Misc : IS&S 8/4/21

Vial: 10
 Operator: LP,DG,CH
 Inst : Max
 Multiplr: 1.00

Quant Time: Oct 16 13:29 2021

Quant Results File: M1015W.RES

Quant Method : M:\MAX\DATA\211015\M1015W.M (RTE Integrator)
 Title : METHOD 8260B
 Last Update : Sat Oct 16 13:28:38 2021
 Response via : Initial Calibration
 DataAcq Meth : M8260

Compound	R.T.	QIon	Response	Conc	Unit	Qvalue
77) Chlorobenzene	9.53	112	618681	102.72	ppb	96
78) Ethylbenzene	9.65	91	972119	107.04	ppb	100
79) Bromoform	10.35	173	247112	120.13	ppb	95
81) Isopropylbenzene	10.54	105	1132302	104.03	ppb	98
82) 1,1,2,2-Tetrachloroethane	10.85	83	183360	100.48	ppb	93
83) 1,2,3-Trichloropropane	10.88	110	96387	113.47	ppb	94
84) t-1,4-Dichloro-2-Butene	10.90	53	52050	92.63	ppb	80
85) Bromobenzene	10.81	156	374456	100.76	ppb	91
86) n-Propylbenzene	10.94	91	1150904	105.49	ppb	100
87) 4-Ethyltoluene	11.06	105	1068018	104.87	ppb	94
88) 2-Chlorotoluene	11.02	91	751088	88.44	ppb	92
89) 1,3,5-Trimethylbenzene	11.12	105	1000113	107.22	ppb	99
90) 4-Chlorotoluene	11.13	91	881242	103.15	ppb	99
91) Tert-Butylbenzene	11.44	119	615168	116.44	ppb	97
92) 1,2,4-Trimethylbenzene	11.49	105	1027302	109.19	ppb	98
93) Sec-Butylbenzene	11.66	105	1145861	116.71	ppb	100
94) p-Isopropyltoluene	11.81	119	1156691	111.42	ppb	99
95) Benzyl Chloride	11.99	91	250447	101.21	ppb	97
96) 1,3-DCB	11.75	146	675841	111.01	ppb	99
97) 1,4-DCB	11.85	146	672085	115.40	ppb	98
98) n-Butylbenzene	12.22	91	786990	114.02	ppb	97
99) 1,2-DCB	12.21	146	677640	112.91	ppb	98
100) Hexachloroethane	12.46	117	181188	112.65	ppb	98
101) 1,2-Dibromo-3-chloropropan	12.99	75	63114	121.24	ppb	93
102) 1,2,4-Trichlorobenzene	13.81	180	337280	123.99	ppb	90
103) Hexachlorobutadiene	13.99	225	307962	112.70	ppb	97
104) Naphthalene	14.06	128	746536	118.59	ppb	97
105) 1,2,3-Trichlorobenzene	14.30	180	462536	133.70	ppb	90

Quantitation Report

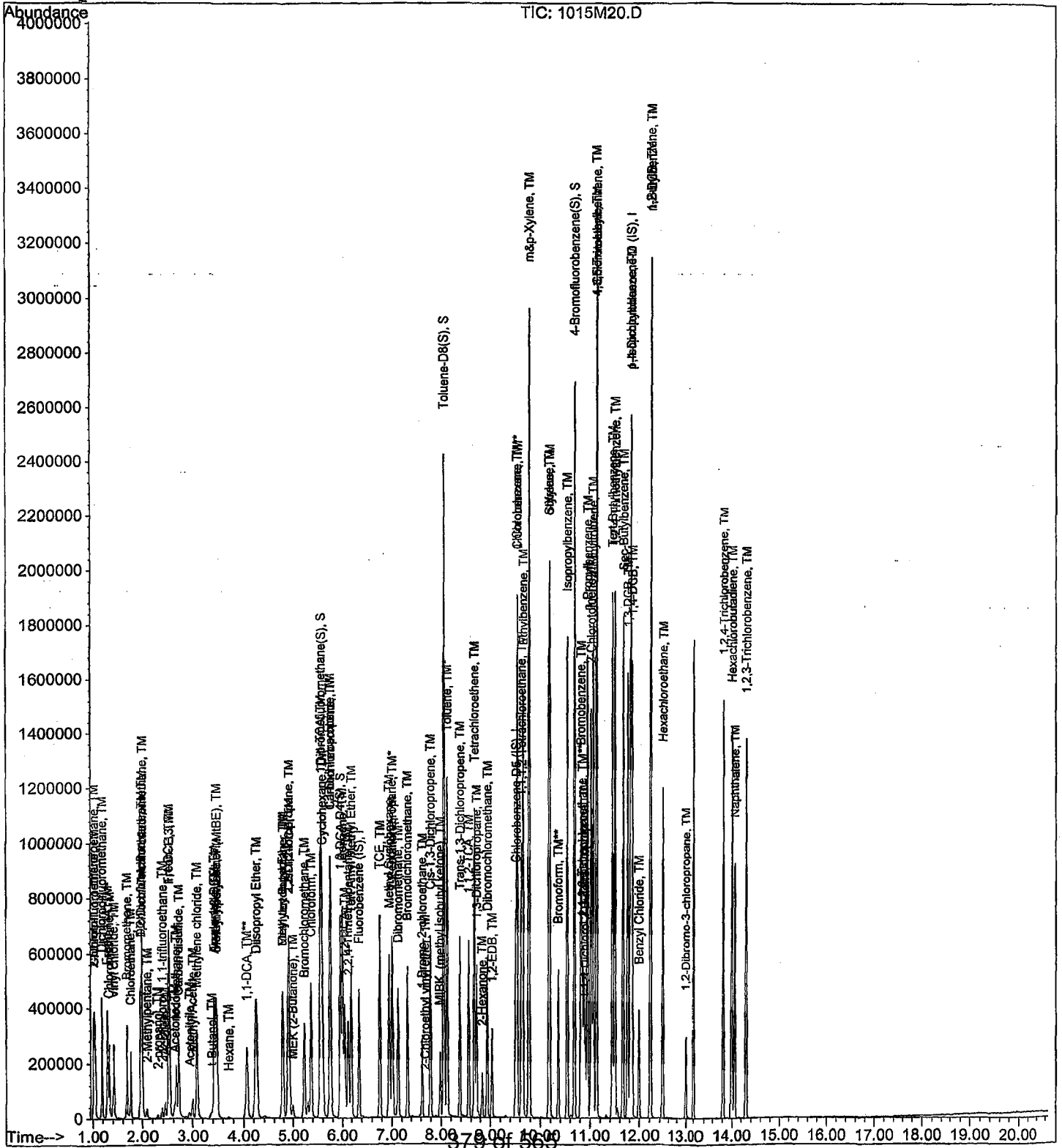
Data File : M:\MAX\DATA\211015\1015M20.D
Acq On : 15 Oct 21 19:00
Sample : 100ug/L VOC STD 10/15/21
Misc : IS&S 8/4/21

Vial: 10
Operator: LP,DG,CH
Inst : Max
Multiplr: 1.00

Quant Time: Oct 16 13:29 2021

Quant Results File: M1015W.RES

Method : M:\MAX\DATA\211015\M1015W.M (RTE Integrator)
Title : METHOD 8260B
Last Update : Sat Oct 16 14:01:48 2021
Response via : Initial Calibration



VOLATILE ORGANIC ANALYSIS BY
EPA METHOD 8260B

Form 7

Second Source Calibration

Lab Name: APPL, Inc.
Case No: _____
Matrix: Water

SDG No: _____
Date Analyzed: 10/15/2021
Instrument: Max
Initial Cal. Date: 10/15/2021
Data File: 1015M22.D

		Compound	MEAN	CCRF	%D	%Drift	
1	TM	Chlorotrifluoroethene	0.0000	0.0122	0.00	TM	
2	TM	Dichlorodifluoromethane	0.1497	0.1425	4.8	TM	
3	TM	Freon 114	0.0839	0.0990	18	TM	
4	TM**	Chloromethane	0.0893	0.0842	5.7	TM**	
5	TM*	Vinyl chloride	0.1101	0.1001	9.1	TM*	
6	TM	2-Chloro-1,1,1-trifluoroethane	0.0000	0.0024	0.00	TM	
7	TM	Bromomethane	0.0931	0.0814	13	TM	
8	TML	Chloroethane	0.0844	0.0648	23	TML	8.2
9	TM	Dichlorofluoromethane	0.2416	0.1948	19	TM	
10	TM	Trichlorofluoromethane	0.2889	0.2752	4.8	TM	
11	TM	2,2-Dichloro-1,1,1-trifluoroethane	0.0000	0.0001	0.00	TM	
12	TMQ	Acrolein	0.0145	0.0122	15	TMQ	12
13	TM	Acetone	0.0326	0.0319	2.1	TM	
14	TM	Freon-113	0.1176	0.1116	5.1	TM	
15	TM	Acetonitrile	0.0077	0.0083	7.5	TM	
16	TML	2-propanol	0.0000	0.0009	0.00	TML	
17	TM	1,2-Dichlorotrifluoroethane	0.2416	0.1948	19	TM	
18	TM*	1,1-DCE	0.1751	0.1607	8.2	TM*	
19	TMQ	t-Butanol	0.0101	0.0116	14	TMQ	16
20	TMQ	Methyl Acetate	0.0528	0.0415	21	TMQ	24 *Low
21	TML	Iodomethane	0.1096	0.0881	20	TML	24 *Low
22	TML	Acrylonitrile	0.0252	0.0300	19	TML	2.8
23	TM	Methylene chloride	0.1130	0.1086	3.9	TM	
24	TM	Carbon disulfide	0.1424	0.1277	10	TM	
25	TM	Methyl t-butyl ether (MtBE)	0.3769	0.3493	7.3	TM	
26	TM	Trans-1,2-DCE	0.1221	0.1176	3.6	TM	
27	TML	3-Methylpentane	0.0702	0.0590	16	TML	7.9
28	TM	Hexane	0.0000	0.0008	0.00	TM	
29	TM	Diisopropyl Ether	0.2351	0.2190	6.9	TM	
30	TM**	1,1-DCA	0.1831	0.1889	3.2	TM**	
31	TM	Ethyl tert Butyl Ether	0.3021	0.2803	7.2	TM	
32	TML	Methylcyclopentane	0.0160	0.0145	9.4	TML	13
33	TM	MEK (2-Butanone)	0.0341	0.0344	1.0	TM	
34	TM	Cis-1,2-DCE	0.1352	0.1221	9.7	TM	
35	TM	2,2-Dichloropropane	0.2349	0.2108	10	TM	
36	TM*	Chloroform	0.2377	0.2410	1.4	TM*	
37	TML	Bromochloromethane	0.1040	0.0967	7.0	TML	9.0
38	TM	1,1,1-TCA	0.2791	0.2799	0.27	TM	
39	TM	Cyclohexane	0.0798	0.0682	15	TM	
40	TM	1,1-Dichloropropene	0.1514	0.1477	2.5	TM	
Average					8.6		

VOLATILE ORGANIC ANALYSIS BY
EPA METHOD 8260B

Form 7

Second Source Calibration

Lab Name: APPL, Inc.
Case No: _____
Matrix: Water

SDG No: _____
Date Analyzed: 10/15/2021
Instrument: Max
Cal. Date: 10/15/2021
Data File: 1015M22.D

		Compound	MEAN	CCRF	%D	%Drift
41	TM	2,2,4-Trimethylpentane	0.1964	0.1702	13	TM
42	TM	Carbon Tetrachloride	0.2625	0.2517	4.1	TM
43	TM	Tert Amyl Methyl Ether	0.2978	0.2793	6.2	TM
44	TM	1,2-DCA	0.2350	0.2325	1.1	TM
45	TM	Benzene	0.4384	0.4137	5.6	TM
46	TM	TCE	0.1404	0.1388	1.1	TM
47	TM	2-Pentanone	0.0570	0.0572	0.40	TM
48	TM*L	1,2-Dichloropropane	0.0476	0.0463	2.9	TM*L 5.1
49	TM	Bromodichloromethane	0.1968	0.1954	0.72	TM
50	TML	Methyl Cyclohexane	0.1542	0.1469	4.7	TML 2.6
51	TM	Dibromomethane	0.0856	0.0761	11	TM
52	TM	MIBK (methyl isobutyl ketone)	0.0729	0.0782	7.3	TM
53	TML	1-Bromo-2-chloroethane	0.0245	0.0257	4.8	TML 6.7
54	TM	2-Chloroethyl vinyl ether	0.0000	0.0001	0.00	TM
55	TM	Cis-1,3-Dichloropropene	0.1763	0.1779	0.88	TM
56	TM*	Toluene	0.5070	0.4972	1.9	TM*
57	TM	Trans-1,3-Dichloropropene	0.1749	0.1751	0.15	TM
58	TM	1,1,2-TCA	0.0786	0.0760	3.3	TM
59	TM	2-Hexanone	0.0493	0.0526	6.7	TM
60	TM	1,2-EDB	0.1319	0.1272	3.6	TM
61	TML	Tetrachloroethene	0.2207	0.1356	39	TML 4.5
62	TM	1-Chlorohexane	0.0992	0.0866	13	TM
63	TM	1,1,1,2-Tetrachloroethane	0.1860	0.1885	1.4	TM
64	TM	m&p-Xylene	0.2826	0.2811	0.55	TM
65	TM	o-Xylene	0.2964	0.2821	4.8	TM
66	TM	Styrene	0.4463	0.4632	3.8	TM
67	TM	1,3-Dichloropropane	0.1940	0.1840	5.1	TM
68	TM	Dibromochloromethane	0.1941	0.1947	0.35	TM
69	TM**	Chlorobenzene	0.4334	0.4155	4.1	TM**
70	TM*	Ethylbenzene	0.6860	0.6607	3.7	TM*
71	TM**	Bromoform	0.1611	0.1543	4.2	TM**
72	TM	Isopropylbenzene	1.166	1.132	2.9	TM
73	TM**	1,1,2,2-Tetrachloroethane	0.2001	0.1827	8.7	TM**
74	TM	1,2,3-Trichloropropane	0.1000	0.1008	0.81	TM
75	TML	t-1,4-Dichloro-2-Butene	0.0601	0.0488	19	TML 4.0
76	TM	Bromobenzene	0.3816	0.3657	4.2	TM
77	TM	n-Propylbenzene	1.151	1.138	1.2	TM
78	TM	4-Ethyltoluene	1.063	0.9969	6.2	TM
79	TM	2-Chlorotoluene	0.9129	0.8702	4.7	TM
80	TM	1,3,5-Trimethylbenzene	0.9948	1.004	0.90	TM
Average					5.2	

VOLATILE ORGANIC ANALYSIS BY
EPA METHOD 8260B

Form 7

Second Source Calibration

Lab Name: APPL, Inc.
Case No: _____
Matrix: Water

SDG No: _____
Date Analyzed: 10/15/2021
Instrument: Max
Cal. Date: 10/15/2021
Data File: 1015M22.D

		Compound	MEAN	CCRF	%D	%Drift
81	TM	4-Chlorotoluene	0.9068	0.8859	2.3	TM
82	TM	Tert-Butylbenzene	0.5492	0.5705	3.9	TM
83	TM	1,2,4-Trimethylbenzene	0.9425	0.9915	5.2	TM
84	TM	Sec-Butylbenzene	1.051	1.108	5.5	TM
85	TM	p-Isopropyltoluene	1.016	1.070	5.3	TM
86	TM	Benzyl Chloride	0.2406	0.2024	16	TM
87	TM	1,3-DCB	0.6644	0.6756	1.7	TM
88	TM	1,4-DCB	0.6767	0.6541	3.3	TM
89	TML	n-Butylbenzene	0.5721	0.6278	9.7	TML 7.4
90	TM	1,2-DCB	0.6504	0.6356	2.3	TM
91	TM	Hexachloroethane	0.1703	0.1719	0.98	TM
92	TML	1,2-Dibromo-3-chloropropane	0.0437	0.0485	11	TML 13
93	TML	1,2,4-Trichlorobenzene	0.1936	0.2049	5.8	TML 17
94	TML	Hexachlorobutadiene	0.2401	0.2482	3.4	TML 9.7
95	TMQ	Naphthalene	0.4088	0.4281	4.7	TMQ 8.9
96	TML	1,2,3-Trichlorobenzene	0.2371	0.2821	19	TML 13
97						
98						
99						
100						
101						
102						
103						
104						
105						
106						
107						
108						
109						
110						
111						
112						
113						
114						
115						
116						
117						
118						
119						
120						

Average

6.3

Quantitation Report (Not Reviewed)

Data File : M:\MAX\DATA\211015\1015M22.D
 Acq On : 15 Oct 21 19:57
 Sample : (SS) 10ug/L VOC STD 10/15/21
 Misc : IS&S 8/4/21

Vial: 12
 Operator: LP,DG,CH
 Inst : Max
 Multiplr: 1.00

Quant Time: Oct 16 14:01 2021

Quant Results File: M1015W.RES

Quant Method : M:\MAX\DATA\211015\M1015W.M (RTE Integrator)
 Title : METHOD 8260B
 Last Update : Sat Oct 16 14:01:48 2021
 Response via : Initial Calibration
 DataAcq Meth : M8260

Internal Standards	R.T.	QIon	Response	Conc	Units	Dev(Min)
1) Fluorobenzene (IS)	6.34	96	407759	25.00	ppb	0.00
65) Chlorobenzene-D5 (IS)	9.50	117	364241	25.00	ppb	0.00
80) 1,4-Dichlorobenzene-D (IS)	11.82	152	235667	25.00	ppb	0.00
System Monitoring Compounds						
41) Dibromofluoromethane(S)	5.56	111	123620	24.41	ppb	0.00
Spiked Amount	25.000		Recovery	=	97.644%	
46) 1,2-DCA-D4(S)	5.95	65	86328	24.44	ppb	0.00
Spiked Amount	25.000		Recovery	=	97.764%	
66) Toluene-D8(S)	8.05	98	412111	24.62	ppb	0.00
Spiked Amount	25.000		Recovery	=	98.464%	
74) 4-Bromofluorobenzene(S)	10.68	95	166312	24.60	ppb	0.00
Spiked Amount	25.000		Recovery	=	98.388%	
Target Compounds						Qvalue
3) Dichlorodifluoromethane	1.18	85	23248	9.52	ppb	98
4) Freon 114	1.29	85	16154	11.81	ppb	81
5) Chloromethane	1.33	50	13730	9.43	ppb	91
6) Vinyl chloride	1.42	62	16330	9.09	ppb	99
8) Bromomethane	1.68	94	13271	8.74	ppb	98
9) Chloroethane	1.77	64	10562	9.18	ppb	92
10) Dichlorofluoromethane	1.97	67	31774	8.06	ppb	97
11) Trichlorofluoromethane	2.00	101	44881	9.52	ppb	96
13) Acrolein	2.44	56	24941	109.40	ppb	90
14) Acetone	2.61	43	26025	48.95	ppb	99
15) Freon-113	2.52	151	18195	9.49	ppb	94
16) Acetonitrile	2.93	41	16970	134.32	ppb	90
18) 1,2-Dichlorotrifluoroethan	1.97	67	31774	8.06	ppb	100
19) 1,1-DCE	2.51	61	26210	9.18	ppb	99
20) t-Butanol	3.34	59	23571	144.72	ppb	93
21) Methyl Acetate	2.99	43	6766	7.57	ppb	95
22) Iodomethane	2.66	142	14370	7.58	ppb	95
23) Acrylonitrile	3.43	53	4893	9.72	ppb	91
25) Methylene chloride	3.08	84	17714	9.61	ppb	94
26) Carbon disulfide	2.71	76	20832	8.97	ppb	# 92
27) Methyl t-butyl ether (MtBE)	3.47	73	56980	9.27	ppb	92
28) Trans-1,2-DCE	3.43	96	19186	9.64	ppb	92
29) 3-Methylpentane	3.46	57	9624	9.21	ppb	# 87
31) Diisopropyl Ether	4.24	45	35716	9.31	ppb	90
32) 1,1-DCA	4.06	63	30810	10.32	ppb	95
34) Ethyl tert Butyl Ether	4.77	59	45712	9.28	ppb	96
35) Methylcyclopentane	4.78	56	2359	11.28	ppb	100

Quantitation Report (Not Reviewed)

Data File : M:\MAX\DATA\211015\1015M22.D
 Acq On : 15 Oct 21 19:57
 Sample : (SS) 10ug/L VOC STD 10/15/21
 Misc : IS&S 8/4/21

Vial: 12
 Operator: LP,DG,CH
 Inst : Max
 Multiplr: 1.00

Quant Time: Oct 16 14:01 2021

Quant Results File: M1015W.RES

Quant Method : M:\MAX\DATA\211015\M1015W.M (RTE Integrator)
 Title : METHOD 8260B
 Last Update : Sat Oct 16 14:01:48 2021
 Response via : Initial Calibration
 DataAcq Meth : M8260

Compound	R.T.	QIon	Response	Conc	Unit	Qvalue
36) MEK (2-Butanone)	4.99	43	28077	50.51	ppb	# 93
37) Cis-1,2-DCE	4.91	96	19914	9.03	ppb	92
38) 2,2-Dichloropropane	4.89	77	34376	8.97	ppb	97
39) Chloroform	5.36	83	39302	10.14	ppb	97
40) Bromochloromethane	5.22	130	15775	9.10	ppb	95
42) 1,1,1-TCA	5.54	97	45646	10.03	ppb	94
43) Cyclohexane	5.59	41	11131	8.55	ppb	86
44) 1,1-Dichloropropene	5.75	75	24083	9.75	ppb	95
45) 2,2,4-Trimethylpentane	6.12	57	27765	8.67	ppb	86
47) Carbon Tetrachloride	5.74	117	41049	9.59	ppb	95
48) Tert Amyl Methyl Ether	6.18	73	45547	9.38	ppb	96
49) 1,2-DCA	6.04	62	37921	9.89	ppb	97
50) Benzene	5.99	78	67483	9.44	ppb	96
51) TCE	6.75	95	22638	9.89	ppb	91
52) 2-Pentanone	7.01	43	116600	125.50	ppb	100
53) 1,2-Dichloropropane	7.00	63	7545	9.49	ppb	# 91
54) Bromodichloromethane	7.31	83	31868	9.93	ppb	97
55) Methyl Cyclohexane	6.94	83	23967	9.74	ppb	90
56) Dibromomethane	7.12	93	12407	8.88	ppb	93
57) MIBK (methyl isobutyl ket	7.98	43	63733	53.64	ppb	95
58) 1-Bromo-2-chloroethane	7.62	144	4192	9.33	ppb	75
60) Cis-1,3-Dichloropropene	7.79	75	29014	10.09	ppb	96
61) Toluene	8.12	91	81096	9.81	ppb	99
62) Trans-1,3-Dichloropropene	8.37	75	28562	10.02	ppb	97
63) 1,1,2-TCA	8.55	83	12396	9.67	ppb	88
64) 2-Hexanone	8.83	43	42858	53.33	ppb	97
67) 1,2-EDB	9.03	107	18534	9.64	ppb	93
68) Tetrachloroethene	8.66	164	19760	10.45	ppb	# 76
69) 1-Chlorohexane	9.53	91	12619	8.73	ppb	96
70) 1,1,1,2-Tetrachloroethane	9.62	131	27467	10.14	ppb	93
71) m&p-Xylene	9.77	106	81898	19.89	ppb	97
72) o-Xylene	10.16	106	41097	9.52	ppb	90
73) Styrene	10.18	104	67486	10.38	ppb	# 95
75) 1,3-Dichloropropane	8.71	76	26810	9.49	ppb	92
76) Dibromochloromethane	8.93	129	28373	10.03	ppb	98
77) Chlorobenzene	9.53	112	60543	9.59	ppb	98
78) Ethylbenzene	9.65	91	96264	9.63	ppb	99
79) Bromoform	10.35	173	22475	9.58	ppb	89
81) Isopropylbenzene	10.53	105	106724	9.71	ppb	99
82) 1,1,2,2-Tetrachloroethane	10.84	83	17225	9.13	ppb	# 88
83) 1,2,3-Trichloropropane	10.87	110	9505	10.08	ppb	85
84) t-1,4-Dichloro-2-Butene	10.90	53	4599	9.60	ppb	75

384 of 565

(#) = qualifier out of range (m) = manual integration

Quantitation Report (Not Reviewed)

Data File : M:\MAX\DATA\211015\1015M22.D
 Acq On : 15 Oct 21 19:57
 Sample : (SS) 10ug/L VOC STD 10/15/21
 Misc : IS&S 8/4/21

Vial: 12
 Operator: LP,DG,CH
 Inst : Max
 Multiplr: 1.00

Quant Time: Oct 16 14:01 2021

Quant Results File: M1015W.RES

Quant Method : M:\MAX\DATA\211015\M1015W.M (RTE Integrator)
 Title : METHOD 8260B
 Last Update : Sat Oct 16 14:01:48 2021
 Response via : Initial Calibration
 DataAcq Meth : M8260

Compound	R.T.	QIon	Response	Conc	Unit	Qvalue
85) Bromobenzene	10.81	156	34477	9.58	ppb	91
86) n-Propylbenzene	10.94	91	107263	9.88	ppb	94
87) 4-Ethyltoluene	11.06	105	93970	9.38	ppb	94
88) 2-Chlorotoluene	11.01	91	82030	9.53	ppb	94
89) 1,3,5-Trimethylbenzene	11.12	105	94620	10.09	ppb	96
90) 4-Chlorotoluene	11.13	91	83509	9.77	ppb	98
91) Tert-Butylbenzene	11.44	119	53776	10.39	ppb	96
92) 1,2,4-Trimethylbenzene	11.49	105	93466	10.52	ppb	98
93) Sec-Butylbenzene	11.66	105	104477	10.55	ppb	99
94) p-Isopropyltoluene	11.81	119	100883	10.53	ppb	97
95) Benzyl Chloride	11.99	91	19077	8.41	ppb	97
96) 1,3-DCB	11.75	146	63689	10.17	ppb	94
97) 1,4-DCB	11.84	146	61660	9.67	ppb	97
98) n-Butylbenzene	12.22	91	59181	9.26	ppb	96
99) 1,2-DCB	12.21	146	59914	9.77	ppb	96
100) Hexachloroethane	12.46	117	16207	10.10	ppb	91
101) 1,2-Dibromo-3-chloropropan	12.99	75	4572	8.68	ppb	# 90
102) 1,2,4-Trichlorobenzene	13.81	180	19312	8.25	ppb	89
103) Hexachlorobutadiene	13.99	225	23401	9.03	ppb	92
104) Naphthalene	14.06	128	40355	9.11	ppb	99
105) 1,2,3-Trichlorobenzene	14.30	180	26595	8.69	ppb	90

Quantitation Report

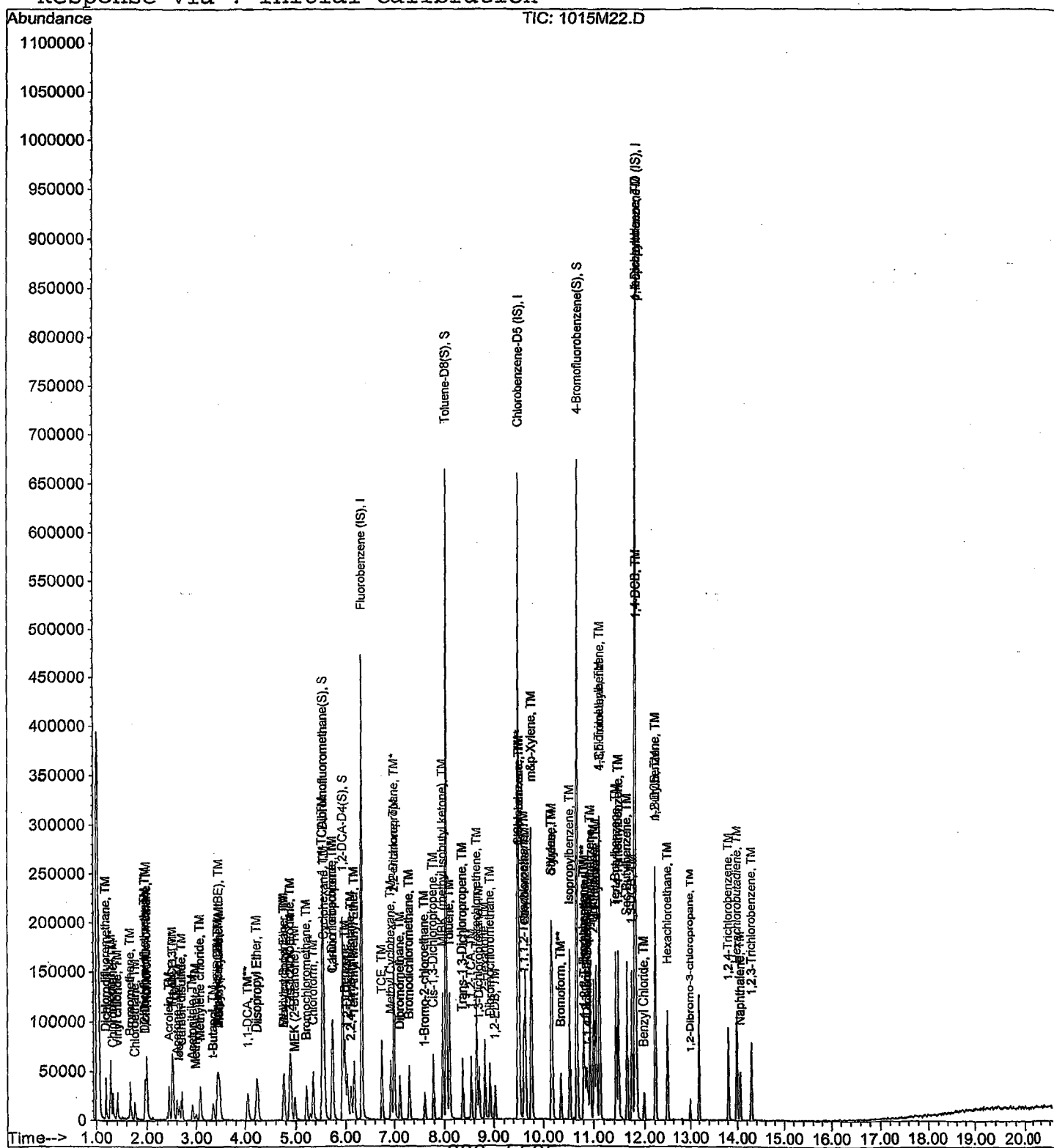
Data File : M:\MAX\DATA\211015\1015M22.D
Acq On : 15 Oct 21 19:57
Sample : (SS) 10ug/L VOC STD 10/15/21
Misc : IS&S 8/4/21

Vial: 12
Operator: LP,DG,CH
Inst : Max
Multiplr: 1.00

Quant Time: Oct 16 14:01 2021

Quant Results File: M1015W.RES

Method : M:\MAX\DATA\211015\M1015W.M (RTE Integrator)
Title : METHOD 8260B
Last Update : Sat Oct 16 14:01:48 2021
Response via : Initial Calibration



VOLATILE ORGANIC ANALYSIS BY
EPA METHOD 8260B

Form 7

Continuing Calibration

Lab Name: APPL, Inc.
Case No: _____
Matrix: Water

SDG No: _____
Date Analyzed: 9 Nov 21 8:32
Instrument: Max
Initial Cal. Date: 10/15/2021
Data File: 1109M02.D

	Compound	MEAN	CCRF	%D	%Drift
1	I Fluorobenzene (IS)	ISTD			I
2	TM Chlorotrifluoroethene	0.0000	0.0093	0.00	TM
3	TM Dichlorodifluoromethane	0.1497	0.1369	8.6	TM
4	TM Freon 114	0.0839	0.0915	9.1	TM
5	TM** Chloromethane	0.0893	0.0891	0.21	TM**
6	TM* Vinyl chloride	0.1101	0.0967	12	TM*
7	TM 2-Chloro-1,1,1-trifluoroethane	0.0000	0.0020	0.00	TM
8	TM Bromomethane	0.0931	0.1025	10	TM
9	TML Chloroethane	0.0844	0.0591	30	TML 15
10	TM Dichlorofluoromethane	0.2416	0.2181	9.7	TM
11	TM Trichlorofluoromethane	0.2889	0.2626	9.1	TM
12	TM 2,2-Dichloro-1,1,1-trifluoroethane	0.0000	0.0001	0.00	TM
13	TMQ Acrolein	0.0145	0.0118	18	TMQ 15
14	TM Acetone	0.0326	0.0273	16	TM
15	TM Freon-113	0.1176	0.1174	0.16	TM
16	TM Acetonitrile	0.0077	0.0064	17	TM
17	TML 2-propanol	0.0000	0.0007	0.00	TML
18	TM 1,2-Dichlorotrifluoroethane	0.2416	0.2181	9.7	TM
19	TM* 1,1-DCE	0.1751	0.1526	13	TM*
20	TMQ t-Butanol	0.0101	0.0093	8.2	TMQ 9.0
21	TMQ Methyl Acetate	0.0528	0.0446	16	TMQ 19
22	TML Iodomethane	0.1096	0.1143	4.2	TML 5.4
23	TML Acrylonitrile	0.0252	0.0265	5.2	TML 14
24	TM Methylene chloride	0.1130	0.1068	5.5	TM
25	TM Carbon disulfide	0.1424	0.1441	1.2	TM
26	TM Methyl t-butyl ether (MtBE)	0.3769	0.3353	11	TM
27	TM Trans-1,2-DCE	0.1221	0.1112	8.9	TM
28	TML 3-Methylpentane	0.0702	0.0595	15	TML 7.1
29	TM Hexane	0.0000	0.0004	0.00	TM
30	TM Diisopropyl Ether	0.2351	0.2189	6.9	TM
31	TM** 1,1-DCA	0.1831	0.1681	8.2	TM**
32	TM Ethyl tert Butyl Ether	0.3021	0.2770	8.3	TM
33	TML Methylcyclopentane	0.0160	0.0102	36	TML 25 *NT
34	TM MEK (2-Butanone)	0.0341	0.0305	10	TM
35	TM Cis-1,2-DCE	0.1352	0.1160	14	TM
36	TM 2,2-Dichloropropane	0.2349	0.2300	2.1	TM
37	TM* Chloroform	0.2377	0.2363	0.60	TM*
38	TML Bromochloromethane	0.1040	0.0903	13	TML 15
39	S Dibromofluoromethane(S)	0.3105	0.3039	2.1	S
40	TM 1,1,1-TCA	0.2791	0.2731	2.2	TM

Average

8.7

VOLATILE ORGANIC ANALYSIS BY
EPA METHOD 8260B

Form 7

Continuing Calibration

Lab Name: APPL, Inc.
Case No: _____
Matrix: Water

SDG No: _____
Date Analyzed: 9 Nov 21 8:32
Instrument: Max
Cal. Date: 10/15/2021
Data File: 1109M02.D

		Compound	MEAN	CCRF	%D	%Drift
41	TM	Cyclohexane	0.0798	0.0773	3.2	TM
42	TM	1,1-Dichloropropene	0.1514	0.1520	0.38	TM
43	TM	2,2,4-Trimethylpentane	0.1964	0.1985	1.1	TM
44	S	1,2-DCA-D4(S)	0.2166	0.2051	5.3	S
45	TM	Carbon Tetrachloride	0.2625	0.2422	7.7	TM
46	TM	Tert Amyl Methyl Ether	0.2978	0.2716	8.8	TM
47	TM	1,2-DCA	0.2350	0.2318	1.4	TM
48	TM	Benzene	0.4384	0.4033	8.0	TM
49	TM	TCE	0.1404	0.1233	12	TM
50	TM	2-Pentanone	0.0570	0.0522	8.3	TM
51	TM*L	1,2-Dichloropropane	0.0476	0.0496	4.1	TM*L 1.9
52	TM	Bromodichloromethane	0.1968	0.1918	2.5	TM
53	TML	Methyl Cyclohexane	0.1542	0.1344	13	TML 11
54	TM	Dibromomethane	0.0856	0.0749	12	TM
55	TM	MIBK (methyl isobutyl ketone)	0.0729	0.0697	4.4	TM
56	TML	1-Bromo-2-chloroethane	0.0245	0.0241	1.8	TML 13
57	TM	2-Chloroethyl vinyl ether	0.0000	0.0000	0.00	TM
58	TM	Cis-1,3-Dichloropropene	0.1763	0.1718	2.6	TM
59	TM*	Toluene	0.5070	0.5070	0.00	TM*
60	TM	Trans-1,3-Dichloropropene	0.1749	0.1715	1.9	TM
61	TM	1,1,2-TCA	0.0786	0.0722	8.2	TM
62	TM	2-Hexanone	0.0493	0.0439	11	TM
63	I	Chlorobenzene-D5 (IS)	ISTD			I
64	S	Toluene-D8(S)	1.149	1.146	0.23	S
65	TM	1,2-EDB	0.1319	0.1115	15	TM
66	TML	Tetrachloroethene	0.2207	0.1254	43	TML 4.4
67	TM	1-Chlorohexane	0.0992	0.0993	0.05	TM
68	TM	1,1,1,2-Tetrachloroethane	0.1860	0.1813	2.5	TM
69	TM	m&p-Xylene	0.2826	0.2709	4.2	TM
70	TM	o-Xylene	0.2964	0.2629	11	TM
71	TM	Styrene	0.4463	0.4299	3.7	TM
72	S	4-Bromofluorobenzene(S)	0.4641	0.4502	3.0	S
73	TM	1,3-Dichloropropane	0.1940	0.1694	13	TM
74	TM	Dibromochloromethane	0.1941	0.1710	12	TM
75	TM**	Chlorobenzene	0.4334	0.4218	2.7	TM**
76	TM*	Ethylbenzene	0.6860	0.6525	4.9	TM*
77	TM**	Bromoform	0.1611	0.1477	8.3	TM**
78	I	1,4-Dichlorobenzene-D (IS)	ISTD			I
79	TM	Isopropylbenzene	1.166	1.101	5.5	TM
80	TM**	1,1,2,2-Tetrachloroethane	0.2001	0.1618	19	TM**
Average					7.0	

VOLATILE ORGANIC ANALYSIS BY
EPA METHOD 8260B

Form 7

Continuing Calibration

Lab Name: APPL, Inc.
Case No: _____
Matrix: Water

SDG No: _____
Date Analyzed: 9 Nov 21 8:32
Instrument: Max
Cal. Date: 10/15/2021
Data File: 1109M02.D

		Compound	MEAN	CCRF	%D	%Drift	
81	TM	1,2,3-Trichloropropane	0.1000	0.0836	16	TM	
82	TML	t-1,4-Dichloro-2-Butene	0.0601	0.0502	16	TML	1.4
83	TM	Bromobenzene	0.3816	0.3393	11	TM	
84	TM	n-Propylbenzene	1.151	1.100	4.5	TM	
85	TM	4-Ethyltoluene	1.063	1.050	1.2	TM	
86	TM	2-Chlorotoluene	0.9129	0.8559	6.2	TM	
87	TM	1,3,5-Trimethylbenzene	0.9948	0.9431	5.2	TM	
88	TM	4-Chlorotoluene	0.9068	0.8436	7.0	TM	
89	TM	Tert-Butylbenzene	0.5492	0.5755	4.8	TM	
90	TM	1,2,4-Trimethylbenzene	0.9425	0.9046	4.0	TM	
91	TM	Sec-Butylbenzene	1.051	1.028	2.2	TM	
92	TM	p-Isopropyltoluene	1.016	0.9648	5.0	TM	
93	TM	Benzyl Chloride	0.2406	0.2277	5.3	TM	
94	TM	1,3-DCB	0.6644	0.6096	8.3	TM	
95	TM	1,4-DCB	0.6767	0.5945	12	TM	
96	TML	n-Butylbenzene	0.5721	0.5524	3.5	TML	17
97	TM	1,2-DCB	0.6504	0.5978	8.1	TM	
98	TM	Hexachloroethane	0.1703	0.1854	8.9	TM	
99	TML	1,2-Dibromo-3-chloropropane	0.0437	0.0408	6.7	TML	25 *NT
100	TML	1,2,4-Trichlorobenzene	0.1936	0.1628	16	TML	30 *NT
101	TML	Hexachlorobutadiene	0.2401	0.2337	2.7	TML	14
102	TMQ	Naphthalene	0.4088	0.2787	32	TMQ	37 *NT
103	TML	1,2,3-Trichlorobenzene	0.2371	0.2079	12	TML	29 *NT
104							
105							
106							
107							
108							
109							
110							
111							
112							
113							
114							
115							
116							
117							
118							
119							
120							

Average

8.6

Quantitation Report (Not Reviewed)

Data File : M:\MAX\DATA\211108\1109M02.D
 Acq On : 9 Nov 21 8:32
 Sample : 211109A CCV 10ug/L
 Misc : IS&S 8/4/21

Vial: 2
 Operator: LP,DG,CH
 Inst : Max
 Multiplr: 1.00

Quant Time: Nov 9 9:09 2021

Quant Results File: M1015W.RES

Quant Method : M:\MAX\DATA\211015\M1015W.M (RTE Integrator)
 Title : METHOD 8260B
 Last Update : Sat Oct 16 14:01:48 2021
 Response via : Initial Calibration
 DataAcq Meth : M8260

Internal Standards	R.T.	QIon	Response	Conc	Units	Dev (Min)
1) Fluorobenzene (IS)	6.38	96	405840	25.00	ppb	0.04
65) Chlorobenzene-D5 (IS)	9.53	117	378086	25.00	ppb	0.03
80) 1,4-Dichlorobenzene-D (IS)	11.85	152	238208	25.00	ppb	0.03
System Monitoring Compounds						
41) Dibromofluoromethane (S)	5.59	111	123315	24.47	ppb	0.03
Spiked Amount	25.000		Recovery	=	97.860%	
46) 1,2-DCA-D4 (S)	5.98	65	83224	23.67	ppb	0.03
Spiked Amount	25.000		Recovery	=	94.692%	
66) Toluene-D8 (S)	8.08	98	433431	24.94	ppb	0.03
Spiked Amount	25.000		Recovery	=	99.768%	
74) 4-Bromofluorobenzene (S)	10.70	95	170198	24.25	ppb	0.03
Spiked Amount	25.000		Recovery	=	97.000%	
Target Compounds						Qvalue
3) Dichlorodifluoromethane	1.19	85	22216	9.14	ppb	98
4) Freon 114	1.30	85	14857	10.91	ppb	79
5) Chloromethane	1.34	50	14468	9.98	ppb	99
6) Vinyl chloride	1.43	62	15701	8.78	ppb	93
8) Bromomethane	1.69	94	16633	11.01	ppb	88
9) Chloroethane	1.79	64	9594	8.48	ppb	96
10) Dichlorofluoromethane	1.99	67	35398	9.03	ppb	97
11) Trichlorofluoromethane	2.02	101	42623	9.09	ppb	93
13) Acrolein	2.46	56	24030	105.97	ppb	92
14) Acetone	2.63	43	22144	41.85	ppb	95
15) Freon-113	2.55	151	19056	9.98	ppb	98
16) Acetonitrile	2.96	41	13018	103.53	ppb	97
18) 1,2-Dichlorotrifluoroethan	1.99	67	35398	9.03	ppb	100
19) 1,1-DCE	2.53	61	24768	8.72	ppb	98
20) t-Butanol	3.37	59	18878	113.69	ppb	98
21) Methyl Acetate	3.02	43	7241	8.14	ppb	96
22) Iodomethane	2.69	142	18550	9.46	ppb	97
23) Acrylonitrile	3.48	53	4303	8.58	ppb	# 74
25) Methylene chloride	3.11	84	17332	9.45	ppb	97
26) Carbon disulfide	2.74	76	23400	10.12	ppb	94
27) Methyl t-butyl ether (MtBE)	3.50	73	54435	8.90	ppb	96
28) Trans-1,2-DCE	3.47	96	18049	9.11	ppb	90
29) 3-Methylpentane	3.50	57	9661	9.29	ppb	# 78
31) Diisopropyl Ether	4.28	45	35535	9.31	ppb	96
32) 1,1-DCA	4.10	63	27282	9.18	ppb	# 94
34) Ethyl tert Butyl Ether	4.81	59	44968	9.17	ppb	93
35) Methylcyclopentane	4.81	56	1657	7.55	ppb	100

Quantitation Report (Not Reviewed)

Data File : M:\MAX\DATA\211108\1109M02.D
 Acq On : 9 Nov 21 8:32
 Sample : 211109A CCV 10ug/L
 Misc : IS&S 8/4/21

Vial: 2
 Operator: LP,DG,CH
 Inst : Max
 Multiplr: 1.00

Quant Time: Nov 9 9:09 2021

Quant Results File: M1015W.RES

Quant Method : M:\MAX\DATA\211015\M1015W.M (RTE Integrator)
 Title : METHOD 8260B
 Last Update : Sat Oct 16 14:01:48 2021
 Response via : Initial Calibration
 DataAcq Meth : M8260

Compound	R.T.	QIon	Response	Conc	Unit	Qvalue
36) MEK (2-Butanone)	5.03	43	24791	44.81	ppb	98
37) Cis-1,2-DCE	4.95	96	18831	8.58	ppb	96
38) 2,2-Dichloropropane	4.93	77	37337	9.79	ppb	98
39) Chloroform	5.40	83	38354	9.94	ppb	91
40) Bromochloromethane	5.26	130	14662	8.47	ppb	91
42) 1,1,1-TCA	5.58	97	44334	9.78	ppb	99
43) Cyclohexane	5.62	41	12547	9.68	ppb	80
44) 1,1-Dichloropropene	5.79	75	24676	10.04	ppb	95
45) 2,2,4-Trimethylpentane	6.15	57	32220	10.11	ppb	85
47) Carbon Tetrachloride	5.77	117	39313	9.23	ppb	97
48) Tert Amyl Methyl Ether	6.22	73	44084	9.12	ppb	# 98
49) 1,2-DCA	6.07	62	37625	9.86	ppb	100
50) Benzene	6.03	78	65468	9.20	ppb	99
51) TCE	6.78	95	20018	8.79	ppb	81
52) 2-Pentanone	7.04	43	105982	114.61	ppb	96
53) 1,2-Dichloropropane	7.03	63	8048	10.19	ppb	100
54) Bromodichloromethane	7.35	83	31144	9.75	ppb	97
55) Methyl Cyclohexane	6.97	83	21814	8.92	ppb	83
56) Dibromomethane	7.15	93	12165	8.75	ppb	94
57) MIBK (methyl isobutyl ket	8.01	43	56544	47.81	ppb	97
58) 1-Bromo-2-chloroethane	7.65	144	3910	8.75	ppb	# 69
60) Cis-1,3-Dichloropropene	7.82	75	27894	9.74	ppb	93
61) Toluene	8.15	91	82300	10.00	ppb	96
62) Trans-1,3-Dichloropropene	8.40	75	27833	9.81	ppb	98
63) 1,1,2-TCA	8.58	83	11716	9.18	ppb	91
64) 2-Hexanone	8.85	43	35630	44.55	ppb	98
67) 1,2-EDB	9.06	107	16862	8.45	ppb	99
68) Tetrachloroethene	8.69	164	18968	9.56	ppb	82
69) 1-Chlorohexane	9.56	91	15015	10.01	ppb	89
70) 1,1,1,2-Tetrachloroethane	9.65	131	27426	9.75	ppb	86
71) m&p-Xylene	9.80	106	81930	19.17	ppb	92
72) o-Xylene	10.19	106	39760	8.87	ppb	94
73) Styrene	10.20	104	65023	9.63	ppb	# 94
75) 1,3-Dichloropropane	8.74	76	25622	8.74	ppb	# 80
76) Dibromochloromethane	8.96	129	25856	8.81	ppb	97
77) Chlorobenzene	9.56	112	63788	9.73	ppb	95
78) Ethylbenzene	9.68	91	98676	9.51	ppb	94
79) Bromoform	10.37	173	22330	9.17	ppb	95
81) Isopropylbenzene	10.56	105	104939	9.45	ppb	97
82) 1,1,2,2-Tetrachloroethane	10.87	83	15416	8.09	ppb	# 92
83) 1,2,3-Trichloropropane	10.90	110	7962	8.35	ppb	91
84) t-1,4-Dichloro-2-Butene	10.93	53	4781	9.86	ppb	81

(#) = qualifier out of range (no) = manual integration
 1109M02.D M1015W.M Wed Nov 10 08:51:39 2021

Quantitation Report (Not Reviewed)

Data File : M:\MAX\DATA\211108\1109M02.D
 Acq On : 9 Nov 21 8:32
 Sample : 211109A CCV 10ug/L
 Misc : IS&S 8/4/21

Vial: 2
 Operator: LP, DG, CH
 Inst : Max
 Multiplr: 1.00

Quant Time: Nov 9 9:09 2021

Quant Results File: M1015W.RES

Quant Method : M:\MAX\DATA\211015\M1015W.M (RTE Integrator)
 Title : METHOD 8260B
 Last Update : Sat Oct 16 14:01:48 2021
 Response via : Initial Calibration
 DataAcq Meth : M8260

Compound	R.T.	QIon	Response	Conc	Unit	Qvalue
85) Bromobenzene	10.84	156	32333	8.89	ppb	89
86) n-Propylbenzene	10.97	91	104785	9.55	ppb	95
87) 4-Ethyltoluene	11.08	105	100052	9.88	ppb	99
88) 2-Chlorotoluene	11.04	91	81557	9.38	ppb	91
89) 1,3,5-Trimethylbenzene	11.15	105	89857	9.48	ppb	91
90) 4-Chlorotoluene	11.15	91	80382	9.30	ppb	95
91) Tert-Butylbenzene	11.47	119	54832	10.48	ppb	94
92) 1,2,4-Trimethylbenzene	11.52	105	86193	9.60	ppb	94
93) Sec-Butylbenzene	11.68	105	97940	9.78	ppb	99
94) p-Isopropyltoluene	11.84	119	91931	9.50	ppb	96
95) Benzyl Chloride	12.01	91	21696	9.47	ppb	91
96) 1,3-DCB	11.78	146	58084	9.17	ppb	99
97) 1,4-DCB	11.87	146	56645	8.78	ppb	96
98) n-Butylbenzene	12.24	91	52631	8.30	ppb	94
99) 1,2-DCB	12.24	146	56959	9.19	ppb	97
100) Hexachloroethane	12.48	117	17666	10.89	ppb	92
101) 1,2-Dibromo-3-chloropropan	13.02	75	3885	7.46	ppb	94
102) 1,2,4-Trichlorobenzene	13.84	180	15516	7.01	ppb	97
103) Hexachlorobutadiene	14.01	225	22266	8.55	ppb	95
104) Naphthalene	14.08	128	26553	6.34	ppb	98
105) 1,2,3-Trichlorobenzene	14.32	180	19805	7.09	ppb	84

Quantitation Report

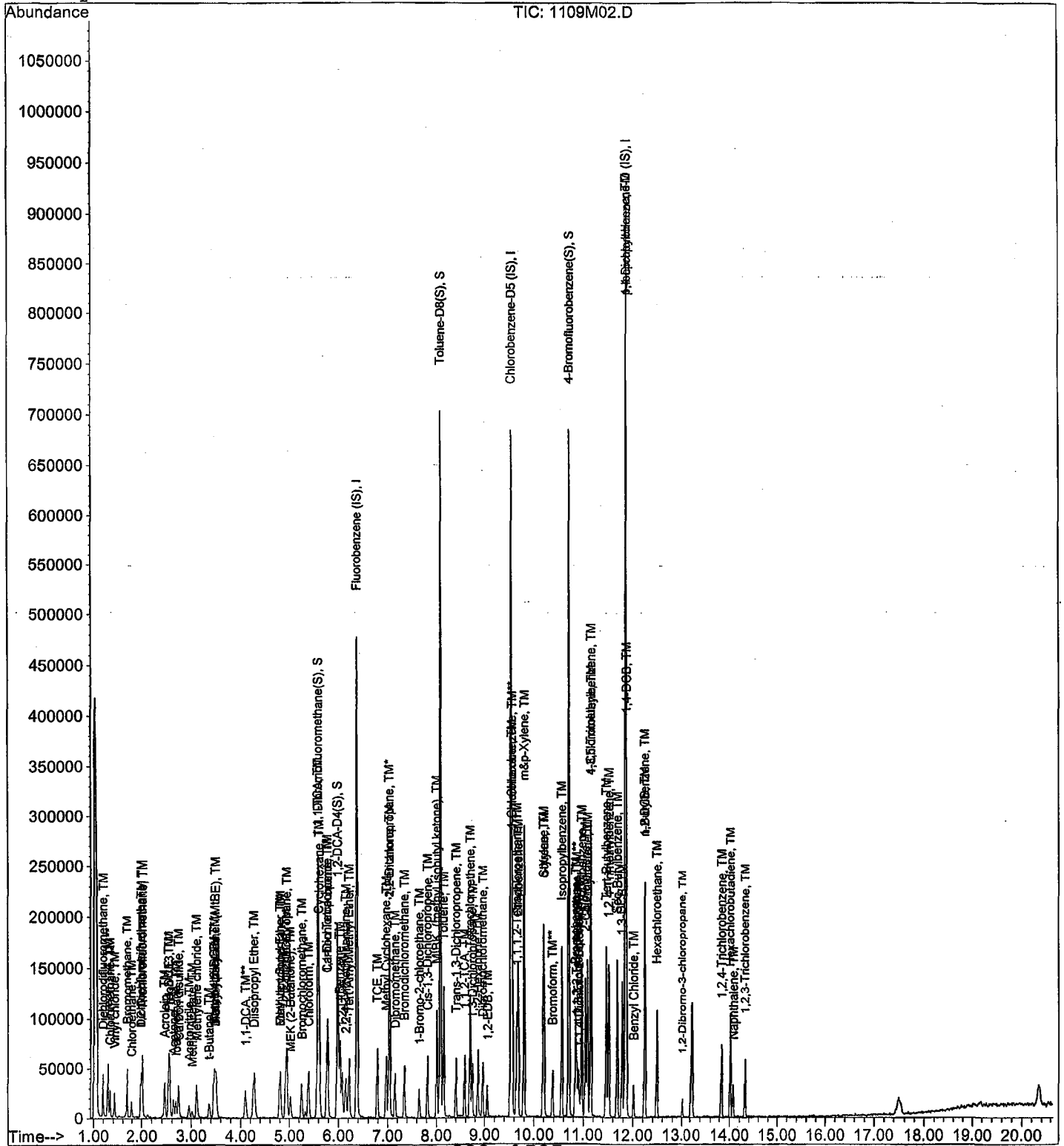
Data File : M:\MAX\DATA\211108\1109M02.D
Acq On : 9 Nov 21 8:32
Sample : 211109A CCV 10ug/L
Misc : IS&S 8/4/21

Vial: 2
Operator: LP, DG, CH
Inst : Max
Multiplr: 1.00

Quant Time: Nov 9 9:09 2021

Quant Results File: M1015W.RES

Method : M:\MAX\DATA\211015\M1015W.M (RTE Integrator)
Title : METHOD 8260B
Last Update : Sat Oct 16 14:01:48 2021
Response via : Initial Calibration



VOLATILE ORGANIC ANALYSIS BY
EPA METHOD 8260B

Form 7

Ending Continuing Calibration

Lab Name: APPL, Inc.
Case No: _____
Matrix: Water

SDG No: _____
Date Analyzed: 11/10/2021
Instrument: Max
Initial Cal. Date: 10/15/2021
Data File: 1109M52.D

		Compound	MEAN	CCRF	%D	%Drift
1	I	Fluorobenzene (IS)	ISTD			I
2	TM	Chlorotrifluoroethene	0.0000	0.0078	0.00	TM
3	TM	Dichlorodifluoromethane	0.1497	0.1650	10	TM
4	TM	Freon 114	0.0839	0.1045	25	TM
5	TM**	Chloromethane	0.0893	0.0989	11	TM**
6	TM*	Vinyl chloride	0.1101	0.1077	2.2	TM*
7	TM	2-Chloro-1,1,1-trifluoroethane	0.0000	0.0033	0.00	TM
8	TM	Bromomethane	0.0931	0.1153	24	TM
9	TML	Chloroethane	0.0844	0.0694	18	TML 2.4
10	TM	Dichlorofluoromethane	0.2416	0.2442	1.1	TM
11	TM	Trichlorofluoromethane	0.2889	0.3112	7.7	TM
12	TM	2,2-Dichloro-1,1,1-trifluoroethane	0.0000	0.0001	0.00	TM
13	TMQ	Acrolein	0.0145	0.0111	23	TMQ 20
14	TM	Acetone	0.0326	0.0233	28	TM
15	TM	Freon-113	0.1176	0.1393	18	TM
16	TM	Acetonitrile	0.0077	0.0068	12	TM
17	TML	2-propanol	0.0000	0.0009	0.00	TML
18	TM	1,2-Dichlorotrifluoroethane	0.2416	0.2442	1.1	TM
19	TM*	1,1-DCE	0.1751	0.1666	4.8	TM*
20	TMQ	t-Butanol	0.0101	0.0087	14	TMQ 16
21	TMQ	Methyl Acetate	0.0528	0.0430	19	TMQ 22
22	TML	Iodomethane	0.1096	0.1098	0.14	TML 8.6
23	TML	Acrylonitrile	0.0252	0.0258	2.2	TML 17
24	TM	2-Methylpentane	0.0000	0.0001	0.00	TM
25	TM	Methylene chloride	0.1130	0.1069	5.4	TM
26	TM	Carbon disulfide	0.1424	0.1548	8.7	TM
27	TM	Methyl t-butyl ether (MtBE)	0.3769	0.3370	11	TM
28	TM	Trans-1,2-DCE	0.1221	0.1191	2.4	TM
29	TML	3-Methylpentane	0.0702	0.0525	25	TML 19
30	TM	Hexane	0.0000	0.0011	0.00	TM
31	TM	Diisopropyl Ether	0.2351	0.2281	3.0	TM
32	TM**	1,1-DCA	0.1831	0.1819	0.64	TM**
33	TM	Ethyl tert Butyl Ether	0.3021	0.2953	2.2	TM
34	TML	Methylcyclopentane	0.0160	0.0099	38	TML 27
35	TM	MEK (2-Butanone)	0.0341	0.0279	18	TM
36	TM	Cis-1,2-DCE	0.1352	0.1323	2.2	TM
37	TM	2,2-Dichloropropane	0.2349	0.2538	8.1	TM
38	TM*	Chloroform	0.2377	0.2540	6.9	TM*
39	TML	Bromochloromethane	0.1040	0.1008	3.0	TML 4.9
40	S	Dibromofluoromethane(S)	0.3105	0.3100	0.15	S
Average					9.1	

VOLATILE ORGANIC ANALYSIS BY
EPA METHOD 8260B

Form 7

Ending Continuing Calibration

Lab Name: APPL, Inc.
Case No: _____
Matrix: Water

SDG No: _____
Date Analyzed: 11/10/2021
Instrument: Max
Cal. Date: 10/15/2021
Data File: 1109M52.D

		Compound	MEAN	CCRF	%D	%Drift
41	TM	1,1,1-TCA	0.2791	0.2912	4.3	TM
42	TM	Cyclohexane	0.0798	0.0766	4.0	TM
43	TM	1,1-Dichloropropene	0.1514	0.1657	9.5	TM
44	TM	2,2,4-Trimethylpentane	0.1964	0.2452	25	TM
45	S	1,2-DCA-D4(S)	0.2166	0.2009	7.2	S
46	TM	Carbon Tetrachloride	0.2625	0.2735	4.2	TM
47	TM	Tert Amyl Methyl Ether	0.2978	0.2828	5.0	TM
48	TM	1,2-DCA	0.2350	0.2225	5.3	TM
49	TM	Benzene	0.4384	0.4184	4.6	TM
50	TM	TCE	0.1404	0.1412	0.59	TM
51	TM	2-Pentanone	0.0570	0.0471	17	TM
52	TM*L	1,2-Dichloropropane	0.0476	0.0465	2.3	TM*L 4.6
53	TM	Bromodichloromethane	0.1968	0.2080	5.7	TM
54	TML	Methyl Cyclohexane	0.1542	0.1793	16	TML 18
55	TM	Dibromomethane	0.0856	0.0726	15	TM
56	TM	MIBK (methyl isobutyl ketone)	0.0729	0.0604	17	TM
57	TML	1-Bromo-2-chloroethane	0.0245	0.0259	5.8	TML 5.8
58	TM	2-Chloroethyl vinyl ether	0.0000	0.0001	0.00	TM
59	TM	Cis-1,3-Dichloropropene	0.1763	0.1903	7.9	TM
60	TM*	Toluene	0.5070	0.5532	9.1	TM*
61	TM	Trans-1,3-Dichloropropene	0.1749	0.1875	7.2	TM
62	TM	1,1,2-TCA	0.0786	0.0691	12	TM
63	TM	2-Hexanone	0.0493	0.0395	20	TM
64	I	Chlorobenzene-D5 (IS)	ISTD			I
65	S	Toluene-D8(S)	1.149	1.148	0.07	S
66	TM	1,2-EDB	0.1319	0.1151	13	TM
67	TML	Tetrachloroethene	0.2207	0.1319	40	TML 1.3
68	TM	1-Chlorohexane	0.0992	0.1083	9.2	TM
69	TM	1,1,1,2-Tetrachloroethane	0.1860	0.2021	8.6	TM
70	TM	m&p-Xylene	0.2826	0.3104	9.8	TM
71	TM	o-Xylene	0.2964	0.2957	0.25	TM
72	TM	Styrene	0.4463	0.4726	5.9	TM
73	S	4-Bromofluorobenzene(S)	0.4641	0.4724	1.8	S
74	TM	1,3-Dichloropropane	0.1940	0.1736	11	TM
75	TM	Dibromochloromethane	0.1941	0.1841	5.1	TM
76	TM**	Chlorobenzene	0.4334	0.4597	6.1	TM**
77	TM*	Ethylbenzene	0.6860	0.7080	3.2	TM*
78	TM**	Bromoform	0.1611	0.1408	13	TM**
79	I	1,4-Dichlorobenzene-D (IS)	ISTD			I
80	TM	Isopropylbenzene	1.166	1.235	5.9	TM
Average					8.9	

VOLATILE ORGANIC ANALYSIS BY
EPA METHOD 8260B

Form 7

Ending Continuing Calibration

Lab Name: APPL, Inc.
Case No: _____
Matrix: Water

SDG No: _____
Date Analyzed: 11/10/2021
Instrument: Max
Cal. Date: 10/15/2021
Data File: 1109M52.D

		Compound	MEAN	CCRF	%D	%Drift
81	TM**	1,1,2,2-Tetrachloroethane	0.2001	0.1653	17	TM**
82	TM	1,2,3-Trichloropropane	0.1000	0.0946	5.4	TM
83	TML	t-1,4-Dichloro-2-Butene	0.0601	0.0454	24	TML 10
84	TM	Bromobenzene	0.3816	0.3839	0.58	TM
85	TM	n-Propylbenzene	1.151	1.260	9.4	TM
86	TM	4-Ethyltoluene	1.063	1.196	13	TM
87	TM	2-Chlorotoluene	0.9129	0.8152	11	TM
88	TM	1,3,5-Trimethylbenzene	0.9948	1.090	9.5	TM
89	TM	4-Chlorotoluene	0.9068	0.9693	6.9	TM
90	TM	Tert-Butylbenzene	0.5492	0.6160	12	TM
91	TM	1,2,4-Trimethylbenzene	0.9425	1.040	10	TM
92	TM	Sec-Butylbenzene	1.051	1.160	10	TM
93	TM	p-Isopropyltoluene	1.016	1.123	11	TM
94	TM	Benzyl Chloride	0.2406	0.2719	13	TM
95	TM	1,3-DCB	0.6644	0.6877	3.5	TM
96	TM	1,4-DCB	0.6767	0.6858	1.3	TM
97	TML	n-Butylbenzene	0.5721	0.6510	14	TML 4.5
98	TM	1,2-DCB	0.6504	0.6573	1.1	TM
99	TM	Hexachloroethane	0.1703	0.1850	8.7	TM
100	TML	1,2-Dibromo-3-chloropropane	0.0437	0.0426	2.6	TML 23
101	TML	1,2,4-Trichlorobenzene	0.1936	0.2106	8.8	TML 16
102	TML	Hexachlorobutadiene	0.2401	0.2894	21	TML 3.6
103	TMQ	Naphthalene	0.4088	0.2839	31	TMQ 36
104	TML	1,2,3-Trichlorobenzene	0.2371	0.2246	5.3	TML 25
105						
106						
107						
108						
109						
110						
111						
112						
113						
114						
115						
116						
117						
118						
119						
120						

Average

10.4

Quantitation Report (Not Reviewed)

Data File : M:\MAX\DATA\211108\1109M52.D
 Acq On : 10 Nov 21 7:35
 Sample : Ending CCV 10ug/L 11/9/21
 Misc : IS&S 8/4/21

Vial: 23
 Operator: LP, DG, CH
 Inst : Max
 Multiplr: 1.00

Quant Time: Nov 10 7:57 2021

Quant Results File: M1015W.RES

Quant Method : M:\MAX\DATA\211015\M1015W.M (RTE Integrator)
 Title : METHOD 8260B
 Last Update : Sat Oct 16 14:01:48 2021
 Response via : Initial Calibration
 DataAcq Meth : M8260

Internal Standards	R.T.	QIon	Response	Conc	Units	Dev (Min)
1) Fluorobenzene (IS)	6.37	96	424187	25.00	ppb	0.03
65) Chlorobenzene-D5 (IS)	9.53	117	395840	25.00	ppb	0.03
80) 1,4-Dichlorobenzene-D (IS)	11.85	152	254952	25.00	ppb	0.03

System Monitoring Compounds

41) Dibromofluoromethane (S)	5.59	111	131504	24.96	ppb	0.03
Spiked Amount	25.000		Recovery	=	99.848%	
46) 1,2-DCA-D4 (S)	5.98	65	85224	23.19	ppb	0.03
Spiked Amount	25.000		Recovery	=	92.776%	
66) Toluene-D8 (S)	8.08	98	454537	24.98	ppb	0.03
Spiked Amount	25.000		Recovery	=	99.932%	
74) 4-Bromofluorobenzene (S)	10.71	95	186991	25.45	ppb	0.03
Spiked Amount	25.000		Recovery	=	101.792%	

Target Compounds

	R.T.	QIon	Response	Conc	Units	Qvalue
3) Dichlorodifluoromethane	1.19	85	27992	11.02	ppb	98
4) Freon 114	1.30	85	17731	12.46	ppb	84
5) Chloromethane	1.34	50	16789	11.08	ppb	93
6) Vinyl chloride	1.43	62	18276	9.78	ppb	98
8) Bromomethane	1.69	94	19562	12.39	ppb	98
9) Chloroethane	1.79	64	11777	9.76	ppb	97
10) Dichlorofluoromethane	1.99	67	41433	10.11	ppb	93
11) Trichlorofluoromethane	2.02	101	52795	10.77	ppb	95
13) Acrolein	2.45	56	23561	99.50	ppb	# 80
14) Acetone	2.63	43	19794	35.79	ppb	97
15) Freon-113	2.55	151	23628	11.84	ppb	96
16) Acetonitrile	2.95	41	14503	110.35	ppb	# 90
18) 1,2-Dichlorotrifluoroethan	1.99	67	41433	10.11	ppb	100
19) 1,1-DCE	2.53	61	28264	9.52	ppb	93
20) t-Butanol	3.36	59	18425	105.59	ppb	91
21) Methyl Acetate	3.02	43	7289	7.84	ppb	# 68
22) Iodomethane	2.68	142	18625	9.14	ppb	88
23) Acrylonitrile	3.47	53	4371	8.33	ppb	# 87
25) Methylene chloride	3.11	84	18130	9.46	ppb	98
26) Carbon disulfide	2.73	76	26272	10.87	ppb	96
27) Methyl t-butyl ether (MtBE)	3.49	73	57177	8.94	ppb	# 89
28) Trans-1,2-DCE	3.46	96	20206	9.76	ppb	96
29) 3-Methylpentane	3.50	57	8904	8.13	ppb	# 72
31) Diisopropyl Ether	4.27	45	38701	9.70	ppb	91
32) 1,1-DCA	4.09	63	30867	9.94	ppb	# 96
34) Ethyl tert Butyl Ether	4.80	59	50110	9.78	ppb	96
35) Methylcyclopentane	4.79	56	1680	7.28	ppb	100

Quantitation Report (Not Reviewed)

Data File : M:\MAX\DATA\211108\1109M52.D
 Acq On : 10 Nov 21 7:35
 Sample : Ending CCV 10ug/L 11/9/21
 Misc : IS&S 8/4/21

Vial: 23
 Operator: LP, DG, CH
 Inst : Max
 Multiplr: 1.00

Quant Time: Nov 10 7:57 2021

Quant Results File: M1015W.RES

Quant Method : M:\MAX\DATA\211015\M1015W.M (RTE Integrator)
 Title : METHOD 8260B
 Last Update : Sat Oct 16 14:01:48 2021
 Response via : Initial Calibration
 DataAcq Meth : M8260

Compound	R.T.	QIon	Response	Conc	Unit	Qvalue
36) MEK (2-Butanone)	5.02	43	23682	40.96	ppb	97
37) Cis-1,2-DCE	4.95	96	22441	9.78	ppb	94
38) 2,2-Dichloropropane	4.92	77	43071	10.81	ppb	100
39) Chloroform	5.39	83	43097	10.69	ppb	94
40) Bromochloromethane	5.25	130	17107	9.51	ppb	93
42) 1,1,1-TCA	5.57	97	49402	10.43	ppb	95
43) Cyclohexane	5.62	41	13005	9.60	ppb	83
44) 1,1-Dichloropropene	5.78	75	28122	10.95	ppb	92
45) 2,2,4-Trimethylpentane	6.15	57	41608	12.49	ppb	86
47) Carbon Tetrachloride	5.77	117	46414	10.42	ppb	97
48) Tert Amyl Methyl Ether	6.21	73	47984	9.50	ppb	100
49) 1,2-DCA	6.07	62	37747	9.47	ppb	97
50) Benzene	6.02	78	70984	9.54	ppb	98
51) TCE	6.78	95	23955	10.06	ppb	98
52) 2-Pentanone	7.03	43	99881	103.34	ppb	98
53) 1,2-Dichloropropane	7.02	63	7893	9.54	ppb	95
54) Bromodichloromethane	7.34	83	35286	10.57	ppb	93
55) Methyl Cyclohexane	6.97	83	30423	11.85	ppb	97
56) Dibromomethane	7.15	93	12312	8.47	ppb	93
57) MIBK (methyl isobutyl ket	8.00	43	51221	41.44	ppb	97
58) 1-Bromo-2-chloroethane	7.65	144	4402	9.42	ppb	# 70
60) Cis-1,3-Dichloropropene	7.82	75	32286	10.79	ppb	91
61) Toluene	8.14	91	93863	10.91	ppb	97
62) Trans-1,3-Dichloropropene	8.40	75	31813	10.72	ppb	97
63) 1,1,2-TCA	8.58	83	11717	8.79	ppb	96
64) 2-Hexanone	8.85	43	33483	40.05	ppb	97
67) 1,2-EDB	9.06	107	18227	8.73	ppb	85
68) Tetrachloroethene	8.69	164	20888	10.13	ppb	87
69) 1-Chlorohexane	9.56	91	17152	10.92	ppb	94
70) 1,1,1,2-Tetrachloroethane	9.65	131	31995	10.86	ppb	89
71) m&p-Xylene	9.80	106	98292	21.97	ppb	95
72) o-Xylene	10.19	106	46812	9.97	ppb	99
73) Styrene	10.20	104	74831	10.59	ppb	95
75) 1,3-Dichloropropane	8.74	76	27483	8.95	ppb	85
76) Dibromochloromethane	8.96	129	29152	9.49	ppb	97
77) Chlorobenzene	9.56	112	72789	10.61	ppb	94
78) Ethylbenzene	9.68	91	112097	10.32	ppb	98
79) Bromoform	10.37	173	22300	8.74	ppb	98
81) Isopropylbenzene	10.56	105	125935	10.59	ppb	98
82) 1,1,2,2-Tetrachloroethane	10.87	83	16860	8.26	ppb	95
83) 1,2,3-Trichloropropane	10.90	110	9651	9.46	ppb	# 81
84) t-1,4-Dichloro-2-Butene	10.92	53	4634	8.96	ppb	# 57

Quantitation Report (Not Reviewed)

Data File : M:\MAX\DATA\211108\1109M52.D
 Acq On : 10 Nov 21 7:35
 Sample : Ending CCV 10ug/L 11/9/21
 Misc : IS&S 8/4/21

Vial: 23
 Operator: LP,DG,CH
 Inst : Max
 Multiplr: 1.00

Quant Time: Nov 10 7:57 2021

Quant Results File: M1015W.RES

Quant Method : M:\MAX\DATA\211015\M1015W.M (RTE Integrator)
 Title : METHOD 8260B
 Last Update : Sat Oct 16 14:01:48 2021
 Response via : Initial Calibration
 DataAcq Meth : M8260

Compound	R.T.	QIon	Response	Conc	Unit	Qvalue
85) Bromobenzene	10.84	156	39146	10.06	ppb	88
86) n-Propylbenzene	10.97	91	128475	10.94	ppb	99
87) 4-Ethyltoluene	11.08	105	122012	11.25	ppb	95
88) 2-Chlorotoluene	11.04	91	83131	8.93	ppb	91
89) 1,3,5-Trimethylbenzene	11.15	105	111113	10.95	ppb	95
90) 4-Chlorotoluene	11.15	91	98854	10.69	ppb	99
91) Tert-Butylbenzene	11.47	119	62816	11.22	ppb	98
92) 1,2,4-Trimethylbenzene	11.52	105	106065	11.04	ppb	96
93) Sec-Butylbenzene	11.69	105	118299	11.04	ppb	97
94) p-Isopropyltoluene	11.84	119	114570	11.06	ppb	100
95) Benzyl Chloride	12.01	91	27726	11.30	ppb	97
96) 1,3-DCB	11.78	146	70137	10.35	ppb	99
97) 1,4-DCB	11.87	146	69940	10.13	ppb	94
98) n-Butylbenzene	12.24	91	66388	9.55	ppb	97
99) 1,2-DCB	12.24	146	67030	10.11	ppb	98
100) Hexachloroethane	12.49	117	18869	10.87	ppb	97
101) 1,2-Dibromo-3-chloropropan	13.02	75	4343	7.74	ppb	# 88
102) 1,2,4-Trichlorobenzene	13.84	180	21480	8.42	ppb	85
103) Hexachlorobutadiene	14.02	225	29516	10.36	ppb	94
104) Naphthalene	14.08	128	28956	6.44	ppb	98
105) 1,2,3-Trichlorobenzene	14.32	180	22902	7.45	ppb	84

Quantitation Report


Data File : M:\MAX\DATA\211108\1109M52.D
Acq On : 10 Nov 21 7:35
Sample : Ending CCV 10ug/L 11/9/21
Misc : IS&S 8/4/21

Vial: 23
Operator: LP,DG,CH
Inst : Max
Multiplr: 1.00

Quant Time: Nov 10 7:57 2021

Quant Results File: M1015W.RES

Method : M:\MAX\DATA\211015\M1015W.M (RTE Integrator)
Title : METHOD 8260B
Last Update : Sat Oct 16 14:01:48 2021
Response via : Initial Calibration



VOLATILE ORGANIC ANALYSIS BY
EPA METHOD 8260B

Form 7

Continuing Calibration

Lab Name: APPL, Inc.
Case No: _____
Matrix: Water

SDG No: _____
Date Analyzed: 11/10/2021
Instrument: Max
Initial Cal. Date: 10/15/2021
Data File: 1110M02.D

	Compound	MEAN	CCRF	%D	%Drift	
1	Fluorobenzene (IS)	ISTD			I	
2	TM Chlorotrifluoroethene	0.0000	0.0110	0.00	TM	
3	TM Dichlorodifluoromethane	0.1497	0.1391	7.1	TM	
4	TM Freon 114	0.0839	0.0876	4.4	TM	
5	TM** Chloromethane	0.0893	0.0926	3.7	TM**	
6	TM* Vinyl chloride	0.1101	0.1001	9.1	TM*	
7	TM 2-Chloro-1,1,1-trifluoroethane	0.0000	0.0025	0.00	TM	
8	TM Bromomethane	0.0931	0.1134	22	TM	*NT
9	TML Chloroethane	0.0844	0.0728	14	TML	1.9
10	TM Dichlorofluoromethane	0.2416	0.2384	1.3	TM	
11	TM Trichlorofluoromethane	0.2889	0.2684	7.1	TM	
12	TM 2,2-Dichloro-1,1,1-trifluoroethane	0.0000	0.0001	0.00	TM	
13	TMQ Acrolein	0.0145	0.0117	19	TMQ	16
14	TM Acetone	0.0326	0.0270	17	TM	
15	TM Freon-113	0.1176	0.1141	3.0	TM	
16	TM Acetonitrile	0.0077	0.0071	7.9	TM	
17	TML 2-propanol	0.0000	0.0009	0.00	TML	
18	TM 1,2-Dichlorotrifluoroethane	0.2416	0.2384	1.3	TM	
19	TM* 1,1-DCE	0.1751	0.1611	8.0	TM*	
20	TMQ t-Butanol	0.0101	0.0092	8.9	TMQ	9.8
21	TMQ Methyl Acetate	0.0528	0.0438	17	TMQ	20
22	TML Iodomethane	0.1096	0.1166	6.4	TML	3.7
23	TML Acrylonitrile	0.0252	0.0246	2.3	TML	20
24	TM Methylene chloride	0.1130	0.1087	3.8	TM	
25	TM Carbon disulfide	0.1424	0.1375	3.4	TM	
26	TM Methyl t-butyl ether (MtBE)	0.3769	0.3539	6.1	TM	
27	TM Trans-1,2-DCE	0.1221	0.1163	4.7	TM	
28	TML 3-Methylpentane	0.0702	0.0562	20	TML	13
29	TM Hexane	0.0000	0.0005	0.00	TM	
30	TM Diisopropyl Ether	0.2351	0.2331	0.85	TM	
31	TM** 1,1-DCA	0.1831	0.1746	4.6	TM**	
32	TM Ethyl tert Butyl Ether	0.3021	0.3042	0.69	TM	
33	TML Methylcyclopentane	0.0160	0.0145	9.4	TML	13
34	TM MEK (2-Butanone)	0.0341	0.0314	7.7	TM	
35	TM Cis-1,2-DCE	0.1352	0.1229	9.1	TM	
36	TM 2,2-Dichloropropane	0.2349	0.2500	6.4	TM	
37	TM* Chloroform	0.2377	0.2391	0.59	TM*	
38	TML Bromochloromethane	0.1040	0.0977	6.1	TML	8.1
39	S Dibromofluoromethane(S)	0.3105	0.3074	0.99	S	
40	TM 1,1,1-TCA	0.2791	0.2925	4.8	TM	
Average				6.4		

VOLATILE ORGANIC ANALYSIS BY
EPA METHOD 8260B

Form 7

Continuing Calibration

Lab Name: APPL, Inc.
Case No: _____
Matrix: Water

SDG No: _____
Date Analyzed: 11/10/2021
Instrument: Max
Cal. Date: 10/15/2021
Data File: 1110M02.D

		Compound	MEAN	CCRF	%D	%Drift
41	TM	Cyclohexane	0.0798	0.0750	6.1	TM
42	TM	1,1-Dichloropropene	0.1514	0.1518	0.22	TM
43	TM	2,2,4-Trimethylpentane	0.1964	0.2095	6.7	TM
44	S	1,2-DCA-D4(S)	0.2166	0.2005	7.4	S
45	TM	Carbon Tetrachloride	0.2625	0.2531	3.6	TM
46	TM	Tert Amyl Methyl Ether	0.2978	0.3051	2.4	TM
47	TM	1,2-DCA	0.2350	0.2182	7.1	TM
48	TM	Benzene	0.4384	0.4272	2.5	TM
49	TM	TCE	0.1404	0.1351	3.8	TM
50	TM	2-Pentanone	0.0570	0.0535	6.0	TM
51	TM*L	1,2-Dichloropropane	0.0476	0.0437	8.2	TM*L 10
52	TM	Bromodichloromethane	0.1968	0.2019	2.6	TM
53	TML	Methyl Cyclohexane	0.1542	0.1559	1.1	TML 3.2
54	TM	Dibromomethane	0.0856	0.0719	16	TM
55	TM	MIBK (methyl isobutyl ketone)	0.0729	0.0694	4.8	TM
56	TML	1-Bromo-2-chloroethane	0.0245	0.0264	7.7	TML 4.1
57	TM	2-Chloroethyl vinyl ether	0.0000	0.0001	0.00	TM
58	TM	Cis-1,3-Dichloropropene	0.1763	0.1661	5.8	TM
59	TM*	Toluene	0.5070	0.5145	1.5	TM*
60	TM	Trans-1,3-Dichloropropene	0.1749	0.1835	4.9	TM
61	TM	1,1,2-TCA	0.0786	0.0724	7.9	TM
62	TM	2-Hexanone	0.0493	0.0454	7.8	TM
63	I	Chlorobenzene-D5 (IS)	ISTD			I
64	S	Toluene-D8(S)	1.149	1.156	0.61	S
65	TM	1,2-EDB	0.1319	0.1209	8.4	TM
66	TML	Tetrachloroethene	0.2207	0.1109	50	TML 17
67	TM	1-Chlorohexane	0.0992	0.1047	5.5	TM
68	TM	1,1,1,2-Tetrachloroethane	0.1860	0.1976	6.2	TM
69	TM	m&p-Xylene	0.2826	0.2894	2.4	TM
70	TM	o-Xylene	0.2964	0.2859	3.5	TM
71	TM	Styrene	0.4463	0.4632	3.8	TM
72	S	4-Bromofluorobenzene(S)	0.4641	0.4524	2.5	S
73	TM	1,3-Dichloropropane	0.1940	0.1768	8.8	TM
74	TM	Dibromochloromethane	0.1941	0.1903	1.9	TM
75	TM**	Chlorobenzene	0.4334	0.4416	1.9	TM**
76	TM*	Ethylbenzene	0.6860	0.6892	0.47	TM*
77	TM**	Bromoform	0.1611	0.1545	4.1	TM**
78	I	1,4-Dichlorobenzene-D (IS)	ISTD			I
79	TM	Isopropylbenzene	1.166	1.181	1.3	TM
80	TM**	1,1,2,2-Tetrachloroethane	0.2001	0.1870	6.5	TM**

Average

5.8

VOLATILE ORGANIC ANALYSIS BY
EPA METHOD 8260B

Form 7

Continuing Calibration

Lab Name: APPL, Inc.
Case No: _____
Matrix: Water

SDG No: _____
Date Analyzed: 11/10/2021
Instrument: Max
Cal. Date: 10/15/2021
Data File: 1110M02.D

		Compound	MEAN	CCRF	%D	%Drift	
81	TM	1,2,3-Trichloropropane	0.1000	0.0995	0.51	TM	
82	TML	t-1,4-Dichloro-2-Butene	0.0601	0.0444	26	TML	13
83	TM	Bromobenzene	0.3816	0.4068	6.6	TM	
84	TM	n-Propylbenzene	1.151	1.151	0.01	TM	
85	TM	4-Ethyltoluene	1.063	1.108	4.0	TM	
86	TM	2-Chlorotoluene	0.9129	0.9058	0.78	TM	
87	TM	1,3,5-Trimethylbenzene	0.9948	1.046	5.1	TM	
88	TM	4-Chlorotoluene	0.9068	0.9087	0.21	TM	
89	TM	Tert-Butylbenzene	0.5492	0.5859	6.7	TM	
90	TM	1,2,4-Trimethylbenzene	0.9425	0.9652	2.4	TM	
91	TM	Sec-Butylbenzene	1.051	1.128	7.3	TM	
92	TM	p-Isopropyltoluene	1.016	1.073	5.6	TM	
93	TM	Benzyl Chloride	0.2406	0.2580	7.2	TM	
94	TM	1,3-DCB	0.6644	0.6666	0.33	TM	
95	TM	1,4-DCB	0.6767	0.6580	2.8	TM	
96	TML	n-Butylbenzene	0.5721	0.5849	2.2	TML	13
97	TM	1,2-DCB	0.6504	0.6489	0.23	TM	
98	TM	Hexachloroethane	0.1703	0.1869	9.8	TM	
99	TML	1,2-Dibromo-3-chloropropane	0.0437	0.0502	15	TML	11
100	TML	1,2,4-Trichlorobenzene	0.1936	0.1927	0.45	TML	21 *NT
101	TML	Hexachlorobutadiene	0.2401	0.2658	11	TML	4.1
102	TMQ	Naphthalene	0.4088	0.3152	23	TMQ	30 *NT
103	TML	1,2,3-Trichlorobenzene	0.2371	0.2237	5.6	TML	26 *NT
104							
105							
106							
107							
108							
109							
110							
111							
112							
113							
114							
115							
116							
117							
118							
119							
120							

Average

6.2

Quantitation Report (Not Reviewed)

Data File : M:\MAX\DATA\211108\1110M02.D
 Acq On : 10 Nov 21 9:17
 Sample : 211110A CCV 10ug/L
 Misc : IS&S 8/4/21

Vial: 2
 Operator: LP,DG,CH
 Inst : Max
 Multiplr: 1.00

Quant Time: Nov 10 9:38 2021

Quant Results File: M1015W.RES

Quant Method : M:\MAX\DATA\211015\M1015W.M (RTE Integrator)
 Title : METHOD 8260B
 Last Update : Sat Oct 16 14:01:48 2021
 Response via : Initial Calibration
 DataAcq Meth : M8260

Internal Standards	R.T.	QIon	Response	Conc	Units	Dev(Min)
1) Fluorobenzene (IS)	6.38	96	425137	25.00	ppb	0.04
65) Chlorobenzene-D5 (IS)	9.53	117	397361	25.00	ppb	0.03
80) 1,4-Dichlorobenzene-D (IS)	11.85	152	247904	25.00	ppb	0.03
System Monitoring Compounds						
41) Dibromofluoromethane(S)	5.60	111	130688	24.75	ppb	0.04
Spiked Amount	25.000		Recovery	=	99.004%	
46) 1,2-DCA-D4(S)	5.98	65	85224	23.14	ppb	0.03
Spiked Amount	25.000		Recovery	=	92.568%	
66) Toluene-D8(S)	8.08	98	459377	25.15	ppb	0.03
Spiked Amount	25.000		Recovery	=	100.612%	
74) 4-Bromofluorobenzene(S)	10.71	95	179768	24.37	ppb	0.03
Spiked Amount	25.000		Recovery	=	97.484%	
Target Compounds						Qvalue
3) Dichlorodifluoromethane	1.20	85	23648	9.29	ppb	98
4) Freon 114	1.30	85	14893	10.44	ppb	91
5) Chloromethane	1.34	50	15748	10.37	ppb	98
6) Vinyl chloride	1.43	62	17030	9.09	ppb	91
8) Bromomethane	1.69	94	19280	12.18	ppb	88
9) Chloroethane	1.79	64	12384	10.19	ppb	99
10) Dichlorofluoromethane	1.99	67	40541	9.87	ppb	96
11) Trichlorofluoromethane	2.02	101	45644	9.29	ppb	93
13) Acrolein	2.46	56	24973	105.14	ppb	92
14) Acetone	2.63	43	22935	41.38	ppb	93
15) Freon-113	2.55	151	19399	9.70	ppb	# 87
16) Acetonitrile	2.96	41	15166	115.13	ppb	# 88
18) 1,2-Dichlorotrifluoroethan	1.99	67	40541	9.87	ppb	100
19) 1,1-DCE	2.53	61	27388	9.20	ppb	95
20) t-Butanol	3.37	59	19621	112.73	ppb	# 88
21) Methyl Acetate	3.02	43	7440	7.98	ppb	# 84
22) Iodomethane	2.68	142	19824	9.63	ppb	98
23) Acrylonitrile	3.47	53	4187	7.96	ppb	99
25) Methylene chloride	3.12	84	18480	9.62	ppb	# 87
26) Carbon disulfide	2.74	76	23384	9.66	ppb	97
27) Methyl t-butyl ether (MtBE)	3.50	73	60177	9.39	ppb	# 88
28) Trans-1,2-DCE	3.47	96	19775	9.53	ppb	91
29) 3-Methylpentane	3.49	57	9563	8.75	ppb	# 78
31) Diisopropyl Ether	4.28	45	39637	9.92	ppb	94
32) 1,1-DCA	4.10	63	29692	9.54	ppb	# 94
34) Ethyl tert Butyl Ether	4.81	59	51728	10.07	ppb	96
35) Methylcyclopentane	4.81	56	2459	11.28	ppb	100

(#) = qualifier out of range (m) = manual integration

Quantitation Report (Not Reviewed)

Data File : M:\MAX\DATA\211108\1110M02.D
 Acq On : 10 Nov 21 9:17
 Sample : 211110A CCV 10ug/L
 Misc : IS&S 8/4/21

Vial: 2
 Operator: LP, DG, CH
 Inst : Max
 Multiplr: 1.00

Quant Time: Nov 10 9:38 2021

Quant Results File: M1015W.RES

Quant Method : M:\MAX\DATA\211015\M1015W.M (RTE Integrator)
 Title : METHOD 8260B
 Last Update : Sat Oct 16 14:01:48 2021
 Response via : Initial Calibration
 DataAcq Meth : M8260

Compound	R.T.	QIon	Response	Conc	Unit	Qvalue
36) MEK (2-Butanone)	5.03	43	26741	46.14	ppb	# 83
37) Cis-1,2-DCE	4.95	96	20906	9.09	ppb	94
38) 2,2-Dichloropropane	4.93	77	42512	10.64	ppb	100
39) Chloroform	5.40	83	40660	10.06	ppb	100
40) Bromochloromethane	5.26	130	16607	9.19	ppb	89
42) 1,1,1-TCA	5.58	97	49745	10.48	ppb	93
43) Cyclohexane	5.62	41	12749	9.39	ppb	83
44) 1,1-Dichloropropene	5.79	75	25808	10.02	ppb	89
45) 2,2,4-Trimethylpentane	6.15	57	35619	10.67	ppb	84
47) Carbon Tetrachloride	5.77	117	43042	9.64	ppb	93
48) Tert Amyl Methyl Ether	6.22	73	51879	10.24	ppb	99
49) 1,2-DCA	6.07	62	37112	9.29	ppb	99
50) Benzene	6.03	78	72652	9.75	ppb	99
51) TCE	6.78	95	22969	9.62	ppb	88
52) 2-Pentanone	7.04	43	113820	117.50	ppb	99
53) 1,2-Dichloropropane	7.03	63	7436	8.95	ppb	94
54) Bromodichloromethane	7.35	83	34340	10.26	ppb	96
55) Methyl Cyclohexane	6.97	83	26508	10.32	ppb	99
56) Dibromomethane	7.15	93	12233	8.40	ppb	93
57) MIBK (methyl isobutyl ket	8.01	43	58969	47.60	ppb	97
58) 1-Bromo-2-chloroethane	7.65	144	4490	9.59	ppb	82
60) Cis-1,3-Dichloropropene	7.82	75	28249	9.42	ppb	98
61) Toluene	8.15	91	87495	10.15	ppb	93
62) Trans-1,3-Dichloropropene	8.40	75	31199	10.49	ppb	92
63) 1,1,2-TCA	8.58	83	12305	9.21	ppb	91
64) 2-Hexanone	8.86	43	38623	46.10	ppb	# 95
67) 1,2-EDB	9.06	107	19213	9.16	ppb	95
68) Tetrachloroethene	8.69	164	17624	8.28	ppb	92
69) 1-Chlorohexane	9.56	91	16640	10.55	ppb	92
70) 1,1,1,2-Tetrachloroethane	9.65	131	31407	10.62	ppb	97
71) m&p-Xylene	9.80	106	92005	20.48	ppb	95
72) o-Xylene	10.19	106	45443	9.65	ppb	93
73) Styrene	10.20	104	73629	10.38	ppb	# 98
75) 1,3-Dichloropropane	8.74	76	28103	9.12	ppb	85
76) Dibromochloromethane	8.96	129	30246	9.81	ppb	90
77) Chlorobenzene	9.56	112	70190	10.19	ppb	94
78) Ethylbenzene	9.68	91	109538	10.05	ppb	99
79) Bromoform	10.38	173	24549	9.59	ppb	83
81) Isopropylbenzene	10.56	105	117129	10.13	ppb	99
82) 1,1,2,2-Tetrachloroethane	10.87	83	18546	9.35	ppb	94
83) 1,2,3-Trichloropropane	10.90	110	9868	9.95	ppb	# 79
84) t-1,4-Dichloro-2-Butene	10.92	53	4398	8.75	ppb	# 51

(#) = qualifier out of range (m) 405 of 565 manual integration
 1110M02.D M1015W.M Wed Nov 10 10:08:55 2021

Quantitation Report (Not Reviewed)

Data File : M:\MAX\DATA\211108\1110M02.D
 Acq On : 10 Nov 21 9:17
 Sample : 211110A CCV 10ug/L
 Misc : IS&S 8/4/21

Vial: 2
 Operator: LP,DG,CH
 Inst : Max
 Multiplr: 1.00

Quant Time: Nov 10 9:38 2021

Quant Results File: M1015W.RES

Quant Method : M:\MAX\DATA\211015\M1015W.M (RTE Integrator)
 Title : METHOD 8260B
 Last Update : Sat Oct 16 14:01:48 2021
 Response via : Initial Calibration
 DataAcq Meth : M8260

Compound	R.T.	QIon	Response	Conc	Unit	Qvalue
85) Bromobenzene	10.84	156	40323	10.66	ppb	88
86) n-Propylbenzene	10.97	91	114166	10.00	ppb	97
87) 4-Ethyltoluene	11.08	105	109629	10.40	ppb	95
88) 2-Chlorotoluene	11.04	91	89818	9.92	ppb	82
89) 1,3,5-Trimethylbenzene	11.15	105	103710	10.51	ppb	99
90) 4-Chlorotoluene	11.15	91	90107	10.02	ppb	99
91) Tert-Butylbenzene	11.47	119	58096	10.67	ppb	97
92) 1,2,4-Trimethylbenzene	11.52	105	95712	10.24	ppb	99
93) Sec-Butylbenzene	11.69	105	111872	10.73	ppb	97
94) p-Isopropyltoluene	11.83	119	106418	10.56	ppb	98
95) Benzyl Chloride	12.01	91	25583	10.72	ppb	97
96) 1,3-DCB	11.78	146	66100	10.03	ppb	95
97) 1,4-DCB	11.87	146	65252	9.72	ppb	97
98) n-Butylbenzene	12.24	91	57999	8.72	ppb	96
99) 1,2-DCB	12.24	146	64345	9.98	ppb	96
100) Hexachloroethane	12.48	117	18530	10.98	ppb	89
101) 1,2-Dibromo-3-chloropropan	13.02	75	4973	8.94	ppb	87
102) 1,2,4-Trichlorobenzene	13.84	180	19112	7.89	ppb	88
103) Hexachlorobutadiene	14.02	225	26358	9.59	ppb	97
104) Naphthalene	14.08	128	31252	7.03	ppb	97
105) 1,2,3-Trichlorobenzene	14.32	180	22187	7.43	ppb	89

Quantitation Report


Data File : M:\MAX\DATA\211108\1110M02.D
Acq On : 10 Nov 21 9:17
Sample : 211110A CCV 10ug/L
Misc : IS&S 8/4/21

Vial: 2
Operator: LP,DG,CH
Inst : Max
Multiplr: 1.00

Quant Time: Nov 10 9:38 2021

Quant Results File: M1015W.RES

Method : M:\MAX\DATA\211015\M1015W.M (RTE Integrator)
Title : METHOD 8260B
Last Update : Sat Oct 16 14:01:48 2021
Response via : Initial Calibration



VOLATILE ORGANIC ANALYSIS BY
EPA METHOD 8260B

Form 7

Ending Continuing Calibration

Lab Name: APPL, Inc.
Case No: _____
Matrix: Water

SDG No: _____
Date Analyzed: 11/10/2021
Instrument: Max
Initial Cal. Date: 10/15/2021
Data File: 1110M16.D

		Compound	MEAN	CCRF	%D	%Drift
1	I	Fluorobenzene (IS)	ISTD			I
2	TM	Chlorotrifluoroethene	0.0000	0.0025	0.00	TM
3	TM	Dichlorodifluoromethane	0.1497	0.1359	9.2	TM
4	TM	Freon 114	0.0839	0.0881	5.1	TM
5	TM**	Chloromethane	0.0893	0.0785	12	TM**
6	TM*	Vinyl chloride	0.1101	0.0885	20	TM*
7	TM	2-Chloro-1,1,1-trifluoroethane	0.0000	0.0026	0.00	TM
8	TM	Bromomethane	0.0931	0.0995	7.0	TM
9	TML	Chloroethane	0.0844	0.0608	28	TML 13
10	TM	Dichlorofluoromethane	0.2416	0.2143	11	TM
11	TM	Trichlorofluoromethane	0.2889	0.2628	9.0	TM
12	TM	2,2-Dichloro-1,1,1-trifluoroethane	0.0000	0.0002	0.00	TM
13	TMQ	Acrolein	0.0145	0.0121	16	TMQ 13
14	TM	Acetone	0.0326	0.0311	4.7	TM
15	TM	Freon-113	0.1176	0.1143	2.7	TM
16	TM	Acetonitrile	0.0077	0.0084	8.2	TM
17	TML	2-propanol	0.0000	0.0004	0.00	TML
18	TM	1,2-Dichlorotrifluoroethane	0.2416	0.2143	11	TM
19	TM*	1,1-DCE	0.1751	0.1485	15	TM*
20	TMQ	t-Butanol	0.0101	0.0124	22	TMQ 25
21	TMQ	Methyl Acetate	0.0528	0.0495	6.3	TMQ 9.7
22	TML	Iodomethane	0.1096	0.1071	2.3	TML 11
23	TML	Acrylonitrile	0.0252	0.0307	22	TML 0.58
24	TM	2-Methylpentane	0.0000	0.0004	0.00	TM
25	TM	Methylene chloride	0.1130	0.1145	1.3	TM
26	TM	Carbon disulfide	0.1424	0.1257	12	TM
27	TM	Methyl t-butyl ether (MtBE)	0.3769	0.3780	0.27	TM
28	TM	Trans-1,2-DCE	0.1221	0.1085	11	TM
29	TML	3-Methylpentane	0.0702	0.0644	8.2	TML 1.1
30	TM	Hexane	0.0000	0.0012	0.00	TM
31	TM	Diisopropyl Ether	0.2351	0.2382	1.3	TM
32	TM**	1,1-DCA	0.1831	0.1839	0.46	TM**
33	TM	Ethyl tert Butyl Ether	0.3021	0.3111	3.0	TM
34	TML	Methylcyclopentane	0.0160	0.0112	30	TML 15
35	TM	MEK (2-Butanone)	0.0341	0.0363	6.5	TM
36	TM	Cis-1,2-DCE	0.1352	0.1318	2.5	TM
37	TM	2,2-Dichloropropane	0.2349	0.2110	10	TM
38	TM*	Chloroform	0.2377	0.2512	5.7	TM*
39	TML	Bromochloromethane	0.1040	0.1029	1.0	TML 2.9
40	S	Dibromofluoromethane(S)	0.3105	0.3236	4.2	S

Average

7.9

VOLATILE ORGANIC ANALYSIS BY
EPA METHOD 8260B

Form 7

Ending Continuing Calibration

Lab Name: APPL, Inc.
Case No: _____
Matrix: Water

SDG No: _____
Date Analyzed: 11/10/2021
Instrument: Max
Cal. Date: 10/15/2021
Data File: 1110M16.D

		Compound	MEAN	CCRF	%D		%Drift
41	TM	1,1,1-TCA	0.2791	0.2907	4.1	TM	
42	TM	Cyclohexane	0.0798	0.0719	9.9	TM	
43	TM	1,1-Dichloropropene	0.1514	0.1447	4.4	TM	
44	TM	2,2,4-Trimethylpentane	0.1964	0.1717	13	TM	
45	S	1,2-DCA-D4(S)	0.2166	0.2246	3.7	S	
46	TM	Carbon Tetrachloride	0.2625	0.2578	1.8	TM	
47	TM	Tert Amyl Methyl Ether	0.2978	0.3142	5.5	TM	
48	TM	1,2-DCA	0.2350	0.2433	3.5	TM	
49	TM	Benzene	0.4384	0.4159	5.1	TM	
50	TM	TCE	0.1404	0.1348	4.0	TM	
51	TM	2-Pentanone	0.0570	0.0589	3.4	TM	
52	TM*L	1,2-Dichloropropane	0.0476	0.0470	1.3	TM*L	3.5
53	TM	Bromodichloromethane	0.1968	0.1959	0.44	TM	
54	TML	Methyl Cyclohexane	0.1542	0.1364	12	TML	9.5
55	TM	Dibromomethane	0.0856	0.0832	2.8	TM	
56	TM	MIBK (methyl isobutyl ketone)	0.0729	0.0743	2.0	TM	
57	TML	1-Bromo-2-chloroethane	0.0245	0.0303	24	TML	10
58	TM	2-Chloroethyl vinyl ether	0.0000	0.0001	0.00	TM	
59	TM	Cis-1,3-Dichloropropene	0.1763	0.1773	0.54	TM	
60	TM*	Toluene	0.5070	0.5043	0.53	TM*	
61	TM	Trans-1,3-Dichloropropene	0.1749	0.1778	1.7	TM	
62	TM	1,1,2-TCA	0.0786	0.0728	7.3	TM	
63	TM	2-Hexanone	0.0493	0.0495	0.38	TM	
64	I	Chlorobenzene-D5 (IS)	ISTD			I	
65	S	Toluene-D8(S)	1.149	1.189	3.5	S	
66	TM	1,2-EDB	0.1319	0.1272	3.6	TM	
67	TML	Tetrachloroethene	0.2207	0.1343	39	TML	3.4
68	TM	1-Chlorohexane	0.0992	0.0892	10	TM	
69	TM	1,1,1,2-Tetrachloroethane	0.1860	0.2012	8.2	TM	
70	TM	m&p-Xylene	0.2826	0.2719	3.8	TM	
71	TM	o-Xylene	0.2964	0.2633	11	TM	
72	TM	Styrene	0.4463	0.4323	3.1	TM	
73	S	4-Bromofluorobenzene(S)	0.4641	0.4735	2.0	S	
74	TM	1,3-Dichloropropane	0.1940	0.1869	3.6	TM	
75	TM	Dibromochloromethane	0.1941	0.1988	2.4	TM	
76	TM**	Chlorobenzene	0.4334	0.4252	1.9	TM**	
77	TM*	Ethylbenzene	0.6860	0.6512	5.1	TM*	
78	TM**	Bromoform	0.1611	0.1599	0.78	TM**	
79	I	1,4-Dichlorobenzene-D (IS)	ISTD			I	
80	TM	Isopropylbenzene	1.166	1.096	6.0	TM	
		Average			5.7		

VOLATILE ORGANIC ANALYSIS BY
EPA METHOD 8260B

Form 7

Ending Continuing Calibration

Lab Name: APPL, Inc.
Case No: _____
Matrix: Water

SDG No: _____
Date Analyzed: 11/10/2021
Instrument: Max
Cal. Date: 10/15/2021
Data File: 1110M16.D

		Compound	MEAN	CCRF	%D	%Drift
81	TM**	1,1,2,2-Tetrachloroethane	0.2001	0.1807	9.7	TM**
82	TM	1,2,3-Trichloropropane	0.1000	0.1020	2.0	TM
83	TML	t-1,4-Dichloro-2-Butene	0.0601	0.0478	20	TML 5.8
84	TM	Bromobenzene	0.3816	0.3779	0.97	TM
85	TM	n-Propylbenzene	1.151	1.085	5.7	TM
86	TM	4-Ethyltoluene	1.063	1.074	1.1	TM
87	TM	2-Chlorotoluene	0.9129	0.8748	4.2	TM
88	TM	1,3,5-Trimethylbenzene	0.9948	0.9600	3.5	TM
89	TM	4-Chlorotoluene	0.9068	0.8924	1.6	TM
90	TM	Tert-Butylbenzene	0.5492	0.5742	4.6	TM
91	TM	1,2,4-Trimethylbenzene	0.9425	0.9657	2.5	TM
92	TM	Sec-Butylbenzene	1.051	1.040	1.1	TM
93	TM	p-Isopropyltoluene	1.018	0.9740	4.1	TM
94	TM	Benzyl Chloride	0.2406	0.1948	19	TM
95	TM	1,3-DCB	0.6644	0.6429	3.2	TM
96	TM	1,4-DCB	0.6767	0.6314	6.7	TM
97	TML	n-Butylbenzene	0.5721	0.5684	0.65	TML 15
98	TM	1,2-DCB	0.6504	0.6574	1.1	TM
99	TM	Hexachloroethane	0.1703	0.1729	1.6	TM
100	TML	1,2-Dibromo-3-chloropropane	0.0437	0.0464	6.1	TML 17
101	TML	1,2,4-Trichlorobenzene	0.1936	0.1880	2.9	TML 22
102	TML	Hexachlorobutadiene	0.2401	0.2415	0.59	TML 12
103	TMQ	Naphthalene	0.4088	0.3594	12	TMQ 22
104	TML	1,2,3-Trichlorobenzene	0.2371	0.2612	10	TML 18
105						
106						
107						
108						
109						
110						
111						
112						
113						
114						
115						
116						
117						
118						
119						
120						

Average

5.2

Quantitation Report (Not Reviewed)

Data File : M:\MAX\DATA\211108\1110M16.D
 Acq On : 10 Nov 21 15:54
 Sample : Ending CCV 10ug/L 11/10/21
 Misc : IS&S 8/4/21

Vial: 16
 Operator: LP,DG,CH
 Inst : Max
 Multiplr: 1.00

Quant Time: Nov 11 7:54 2021

Quant Results File: M1015W.RES

Quant Method : M:\MAX\DATA\211015\M1015W.M (RTE Integrator)
 Title : METHOD 8260B
 Last Update : Sat Oct 16 14:01:48 2021
 Response via : Initial Calibration
 DataAcq Meth : M8260

Internal Standards	R.T.	QIon	Response	Conc	Units	Dev(Min)
1) Fluorobenzene (IS)	6.37	96	403403	25.00	ppb	0.03
65) Chlorobenzene-D5 (IS)	9.53	117	364309	25.00	ppb	0.03
80) 1,4-Dichlorobenzene-D (IS)	11.84	152	231505	25.00	ppb	0.02

System Monitoring Compounds

41) Dibromofluoromethane (S)	5.59	111	130521	26.05	ppb	0.03
Spiked Amount	25.000		Recovery	=	104.208%	
46) 1,2-DCA-D4 (S)	5.98	65	90584	25.92	ppb	0.03
Spiked Amount	25.000		Recovery	=	103.692%	
66) Toluene-D8 (S)	8.08	98	433084	25.86	ppb	0.03
Spiked Amount	25.000		Recovery	=	103.456%	
74) 4-Bromofluorobenzene (S)	10.70	95	172483	25.50	ppb	0.03
Spiked Amount	25.000		Recovery	=	102.020%	

Target Compounds

Target Compounds	R.T.	QIon	Response	Conc	Units	Qvalue
3) Dichlorodifluoromethane	1.19	85	21936	9.08	ppb	99
4) Freon 114	1.30	85	14223	10.51	ppb	85
5) Chloromethane	1.34	50	12671	8.79	ppb #	82
6) Vinyl chloride	1.43	62	14273	8.03	ppb	96
8) Bromomethane	1.69	94	16059	10.70	ppb	97
9) Chloroethane	1.79	64	9811	8.69	ppb	100
10) Dichlorofluoromethane	1.99	67	34573	8.87	ppb	96
11) Trichlorofluoromethane	2.02	101	42406	9.10	ppb	93
13) Acrolein	2.46	56	24478	108.55	ppb	98
14) Acetone	2.63	43	25067	47.66	ppb	93
15) Freon-113	2.55	151	18450	9.73	ppb	95
16) Acetonitrile	2.95	41	16907	135.26	ppb #	92
18) 1,2-Dichlorotrifluoroethan	1.99	67	34573	8.87	ppb	100
19) 1,1-DCE	2.53	61	23968	8.48	ppb	96
20) t-Butanol	3.38	59	25013	156.86	ppb	94
21) Methyl Acetate	3.03	43	7985	9.03	ppb #	82
22) Iodomethane	2.69	142	17275	8.94	ppb	99
23) Acrylonitrile	3.47	53	4948	9.94	ppb #	80
25) Methylene chloride	3.11	84	18478	10.13	ppb	96
26) Carbon disulfide	2.74	76	20288	8.83	ppb	97
27) Methyl t-butyl ether (MtBE)	3.50	73	60988	10.03	ppb	94
28) Trans-1,2-DCE	3.46	96	17509	8.89	ppb	96
29) 3-Methylpentane	3.50	57	10398	10.11	ppb #	83
31) Diisopropyl Ether	4.27	45	38429	10.13	ppb	98
32) 1,1-DCA	4.10	63	29679	10.05	ppb	95
34) Ethyl tert Butyl Ether	4.81	59	50199	10.30	ppb	95
35) Methylcyclopentane	4.79	56	1813	8.45	ppb	100

(#) = qualifier out of range (m) = manual integration
 1110M16.D M1015W.M Thu Nov 11 07:55:38 2021

Quantitation Report (Not Reviewed)

Data File : M:\MAX\DATA\211108\1110M16.D
 Acq On : 10 Nov 21 15:54
 Sample : Ending CCV 10ug/L 11/10/21
 Misc : IS&S 8/4/21

Vial: 16
 Operator: LP,DG,CH
 Inst : Max
 Multiplr: 1.00

Quant Time: Nov 11 7:54 2021

Quant Results File: M1015W.RES

Quant Method : M:\MAX\DATA\211015\M1015W.M (RTE Integrator)
 Title : METHOD 8260B
 Last Update : Sat Oct 16 14:01:48 2021
 Response via : Initial Calibration
 DataAcq Meth : M8260

Compound	R.T.	QIon	Response	Conc	Unit	Qvalue
36) MEK (2-Butanone)	5.02	43	29287	53.26	ppb	# 99
37) Cis-1,2-DCE	4.95	96	21271	9.75	ppb	94
38) 2,2-Dichloropropane	4.93	77	34048	8.98	ppb	# 91
39) Chloroform	5.40	83	40539	10.57	ppb	99
40) Bromochloromethane	5.26	130	16610	9.71	ppb	# 84
42) 1,1,1-TCA	5.58	97	46900	10.41	ppb	99
43) Cyclohexane	5.62	41	11605	9.01	ppb	84
44) 1,1-Dichloropropene	5.79	75	23351	9.56	ppb	84
45) 2,2,4-Trimethylpentane	6.15	57	27698	8.74	ppb	83
47) Carbon Tetrachloride	5.77	117	41604	9.82	ppb	90
48) Tert Amyl Methyl Ether	6.22	73	50694	10.55	ppb	97
49) 1,2-DCA	6.07	62	39266	10.35	ppb	99
50) Benzene	6.03	78	67105	9.49	ppb	96
51) TCE	6.78	95	21747	9.60	ppb	86
52) 2-Pentanone	7.04	43	118803	129.25	ppb	99
53) 1,2-Dichloropropane	7.03	63	7588	9.65	ppb	94
54) Bromodichloromethane	7.34	83	31614	9.96	ppb	90
55) Methyl Cyclohexane	6.97	83	22003	9.05	ppb	87
56) Dibromomethane	7.15	93	13428	9.72	ppb	82
57) MIBK (methyl isobutyl ket	8.01	43	59970	51.02	ppb	97
58) 1-Bromo-2-chloroethane	7.65	144	4894	11.01	ppb	85
60) Cis-1,3-Dichloropropene	7.82	75	28606	10.05	ppb	96
61) Toluene	8.14	91	81377	9.95	ppb	98
62) Trans-1,3-Dichloropropene	8.40	75	28694	10.17	ppb	98
63) 1,1,2-TCA	8.57	83	11755	9.27	ppb	89
64) 2-Hexanone	8.85	43	39900	50.19	ppb	95
67) 1,2-EDB	9.06	107	18531	9.64	ppb	82
68) Tetrachloroethene	8.69	164	19576	10.34	ppb	83
69) 1-Chlorohexane	9.56	91	12993	8.99	ppb	96
70) 1,1,1,2-Tetrachloroethane	9.65	131	29313	10.82	ppb	97
71) m&p-Xylene	9.79	106	79233	19.24	ppb	98
72) o-Xylene	10.19	106	38370	8.88	ppb	100
73) Styrene	10.20	104	63003	9.69	ppb	99
75) 1,3-Dichloropropane	8.74	76	27232	9.64	ppb	93
76) Dibromochloromethane	8.96	129	28967	10.24	ppb	99
77) Chlorobenzene	9.55	112	61965	9.81	ppb	93
78) Ethylbenzene	9.68	91	94899	9.49	ppb	99
79) Bromoform	10.37	173	23294	9.92	ppb	97
81) Isopropylbenzene	10.56	105	101452	9.40	ppb	98
82) 1,1,2,2-Tetrachloroethane	10.87	83	16735	9.03	ppb	# 82
83) 1,2,3-Trichloropropane	10.90	110	9445	10.20	ppb	90
84) t-1,4-Dichloro-2-Butene	10.93	53	4431	9.42	ppb	85

(#) = qualifier out of range (M12-0153) equal integration
 1110M16.D M1015W.M Thu Nov 11 07:55:39 2021

Data File : M:\MAX\DATA\211108\1110M16.D
 Acq On : 10 Nov 21 15:54
 Sample : Ending CCV 10ug/L 11/10/21
 Misc : IS&S 8/4/21

Vial: 16
 Operator: LP,DG,CH
 Inst : Max
 Multiplr: 1.00

Quant Time: Nov 11 7:54 2021

Quant Results File: M1015W.RES

Quant Method : M:\MAX\DATA\211015\M1015W.M (RTE Integrator)
 Title : METHOD 8260B
 Last Update : Sat Oct 16 14:01:48 2021
 Response via : Initial Calibration
 DataAcq Meth : M8260

Compound	R.T.	QIon	Response	Conc	Unit	Qvalue
85) Bromobenzene	10.84	156	34996	9.90	ppb	93
86) n-Propylbenzene	10.97	91	100515	9.43	ppb	100
87) 4-Ethyltoluene	11.08	105	99494	10.11	ppb	95
88) 2-Chlorotoluene	11.04	91	81012	9.58	ppb	87
89) 1,3,5-Trimethylbenzene	11.14	105	88901	9.65	ppb	98
90) 4-Chlorotoluene	11.15	91	82636	9.84	ppb	97
91) Tert-Butylbenzene	11.47	119	53176	10.46	ppb	98
92) 1,2,4-Trimethylbenzene	11.51	105	89423	10.25	ppb	96
93) Sec-Butylbenzene	11.68	105	96298	9.89	ppb	99
94) p-Isopropyltoluene	11.83	119	90196	9.59	ppb	93
95) Benzyl Chloride	12.01	91	18037	8.10	ppb	90
96) 1,3-DCB	11.78	146	59537	9.68	ppb	96
97) 1,4-DCB	11.87	146	58467	9.33	ppb	90
98) n-Butylbenzene	12.24	91	52633	8.51	ppb	94
99) 1,2-DCB	12.24	146	60881	10.11	ppb	96
100) Hexachloroethane	12.48	117	16015	10.16	ppb	81
101) 1,2-Dibromo-3-chloropropan	13.01	75	4293	8.34	ppb	89
102) 1,2,4-Trichlorobenzene	13.84	180	17408	7.75	ppb	92
103) Hexachlorobutadiene	14.01	225	22368	8.81	ppb	88
104) Naphthalene	14.08	128	33283	7.85	ppb	97
105) 1,2,3-Trichlorobenzene	14.32	180	24184	8.24	ppb	94

Ext_ID=73261

UploadID	Sample	User	Date Entered	UploadStatus	Reason
609527	BA44436	DG	11/11/2021 8:28:55	Success	OK
609528	BA44498	DG	11/11/2021 8:28:55	Success	OK
609529	BA44499	DG	11/11/2021 8:28:55	Success	OK
609530	BA45023	DG	11/11/2021 8:28:55	Success	OK
609531	BA45024	DG	11/11/2021 8:28:55	Success	OK
609532	BA45025	DG	11/11/2021 8:28:55	Success	OK
609533	BA45026	DG	11/11/2021 8:28:55	Success	OK
609534	BA45027	DG	11/11/2021 8:28:55	Success	OK
609535	BA45028	DG	11/11/2021 8:28:55	Success	OK
609536	BA45029	DG	11/11/2021 8:28:55	Success	OK
609537	BA45030	DG	11/11/2021 8:28:55	Success	OK

ORGANICS
Raw Data

Data File : M:\MAX\DATA\211108\1109M14.D
 Acq On : 9 Nov 21 14:12
 Sample : BA45107W01
 Misc : IS&S 8/4/21

Vial: 14
 Operator: LP,DG,CH
 Inst : Max
 Multiplr: 1.00

Quant Time: Nov 10 9:29 2021

Quant Results File: M1015W.RES

Quant Method : M:\MAX\DATA\211015\M1015W.M (RTE Integrator)
 Title : METHOD 8260B
 Last Update : Sat Oct 16 14:01:48 2021
 Response via : Initial Calibration
 DataAcq Meth : M8260

Internal Standards	R.T.	QIon	Response	Conc	Units	Dev(Min)
1) Fluorobenzene (IS)	6.37	96	383313	25.00	ppb	0.03
65) Chlorobenzene-D5 (IS)	9.53	117	340452	25.00	ppb	0.03
80) 1,4-Dichlorobenzene-D (IS)	11.85	152	208876	25.00	ppb	0.03
System Monitoring Compounds						
41) Dibromofluoromethane(S)	5.59	111	124548	26.16	ppb	0.03
Spiked Amount				25.000		
				Recovery	=	104.648%
46) 1,2-DCA-D4(S)	5.98	65	84272	25.38	ppb	0.03
Spiked Amount				25.000		
				Recovery	=	101.520%
66) Toluene-D8(S)	8.08	98	392666	25.09	ppb	0.03
Spiked Amount				25.000		
				Recovery	=	100.376%
74) 4-Bromofluorobenzene(S)	10.70	95	153323	24.26	ppb	0.03
Spiked Amount				25.000		
				Recovery	=	97.040%

Target Compounds

Qvalue

Quantitation Report


Data File : M:\MAX\DATA\211108\1109M14.D
Acq On : 9 Nov 21 14:12
Sample : BA45107W01
Misc : IS&S 8/4/21

Vial: 14
Operator: LP, DG, CH
Inst : Max
Multiplr: 1.00

Quant Time: Nov 10 9:29 2021

Quant Results File: M1015W.RES

Method : M:\MAX\DATA\211015\M1015W.M (RTE Integrator)
Title : METHOD 8260B
Last Update : Sat Oct 16 14:01:48 2021
Response via : Initial Calibration



Data File : M:\MAX\DATA\211108\1109M15.D
 Acq On : 9 Nov 21 14:41
 Sample : BA45108W01
 Misc : IS&S 8/4/21

Vial: 15
 Operator: LP,DG,CH
 Inst : Max
 Multiplr: 1.00

Quant Time: Nov 10 4:59 2021

Quant Results File: M1015W.RES

Quant Method : M:\MAX\DATA\211015\M1015W.M (RTE Integrator)
 Title : METHOD 8260B
 Last Update : Sat Oct 16 14:01:48 2021
 Response via : Initial Calibration
 DataAcq Meth : M8260

Internal Standards	R.T.	QIon	Response	Conc	Units	Dev(Min)
1) Fluorobenzene (IS)	6.37	96	382635	25.00	ppb	0.03
65) Chlorobenzene-D5 (IS)	9.53	117	335248	25.00	ppb	0.03
80) 1,4-Dichlorobenzene-D (IS)	11.85	152	220572	25.00	ppb	0.03
System Monitoring Compounds						
41) Dibromofluoromethane(S)	5.59	111	126712	26.66	ppb	0.03
Spiked Amount	25.000		Recovery	=	106.656%	
46) 1,2-DCA-D4(S)	5.98	65	86584	26.12	ppb	0.03
Spiked Amount	25.000		Recovery	=	104.492%	
66) Toluene-D8(S)	8.08	98	395296	25.65	ppb	0.03
Spiked Amount	25.000		Recovery	=	102.616%	
74) 4-Bromofluorobenzene(S)	10.70	95	152499	24.50	ppb	0.03
Spiked Amount	25.000		Recovery	=	98.016%	

Target Compounds

Qvalue

Quantitation Report

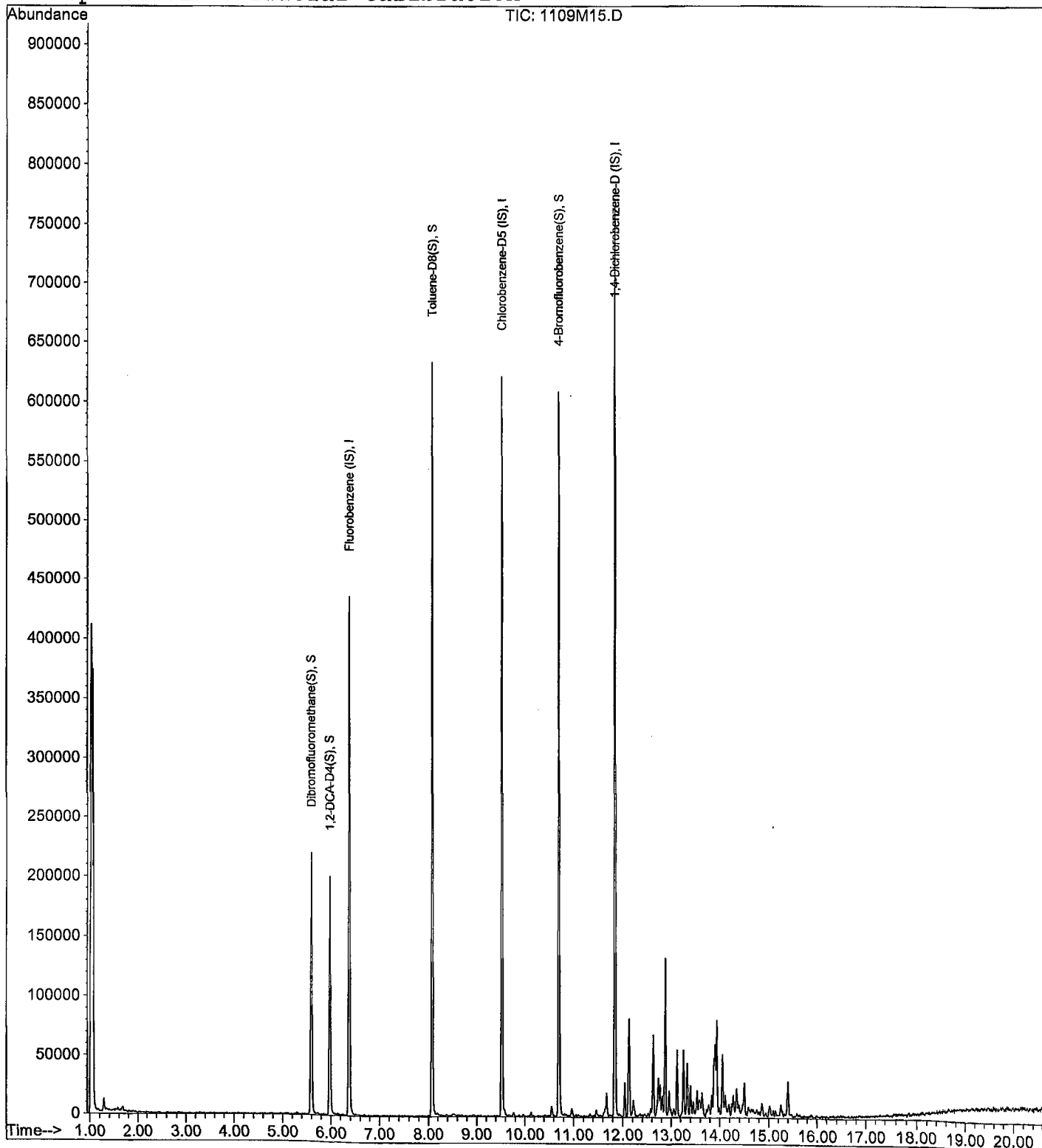
Data File : M:\MAX\DATA\211108\1109M15.D
Acq On : 9 Nov 21 14:41
Sample : BA45108W01
Misc : IS&S 8/4/21

Vial: 15
Operator: LP,DG,CH
Inst : Max
Multiplr: 1.00

Quant Time: Nov 10 4:59 2021

Quant Results File: M1015W.RES

Method : M:\MAX\DATA\211015\M1015W.M (RTE Integrator)
Title : METHOD 8260B
Last Update : Sat Oct 16 14:01:48 2021
Response via : Initial Calibration



Data File : M:\MAX\DATA\211108\1109M16.D
 Acq On : 9 Nov 21 15:09
 Sample : BA45109W01
 Misc : IS&S 8/4/21

Vial: 16
 Operator: LP,DG,CH
 Inst : Max
 Multiplr: 1.00

Quant Time: Nov 10 5:03 2021

Quant Results File: M1015W.RES

Quant Method : M:\MAX\DATA\211015\M1015W.M (RTE Integrator)
 Title : METHOD 8260B
 Last Update : Sat Oct 16 14:01:48 2021
 Response via : Initial Calibration
 DataAcq Meth : M8260

Internal Standards	R.T.	QIon	Response	Conc	Units	Dev(Min)
1) Fluorobenzene (IS)	6.37	96	388259	25.00	ppb	0.03
65) Chlorobenzene-D5 (IS)	9.53	117	346660	25.00	ppb	0.03
80) 1,4-Dichlorobenzene-D (IS)	11.85	152	211219	25.00	ppb	0.03
System Monitoring Compounds						
41) Dibromofluoromethane(S)	5.59	111	127795	26.50	ppb	0.03
Spiked Amount				25.000		
				Recovery	=	106.008%
46) 1,2-DCA-D4(S)	5.98	65	86736	25.79	ppb	0.03
Spiked Amount				25.000		
				Recovery	=	103.160%
66) Toluene-D8(S)	8.08	98	400377	25.13	ppb	0.03
Spiked Amount				25.000		
				Recovery	=	100.512%
74) 4-Bromofluorobenzene(S)	10.70	95	154918	24.07	ppb	0.03
Spiked Amount				25.000		
				Recovery	=	96.296%

Target Compounds

Qvalue

Quantitation Report


Data File : M:\MAX\DATA\211108\1109M16.D
Acq On : 9 Nov 21 15:09
Sample : BA45109W01
Misc : IS&S 8/4/21

Vial: 16
Operator: LP,DG,CH
Inst : Max
Multiplr: 1.00

Quant Time: Nov 10 5:03 2021

Quant Results File: M1015W.RES

Method : M:\MAX\DATA\211015\M1015W.M (RTE Integrator)
Title : METHOD 8260B
Last Update : Sat Oct 16 14:01:48 2021
Response via : Initial Calibration



Data File : M:\MAX\DATA\211108\1109M17.D
 Acq On : 9 Nov 21 15:38
 Sample : BA45110W01
 Misc : IS&S 8/4/21

Vial: 17
 Operator: LP,DG,CH
 Inst : Max
 Multiplr: 1.00

Quant Time: Nov 10 5:08 2021

Quant Results File: M1015W.RES

Quant Method : M:\MAX\DATA\211015\M1015W.M (RTE Integrator)
 Title : METHOD 8260B
 Last Update : Sat Oct 16 14:01:48 2021
 Response via : Initial Calibration
 DataAcq Meth : M8260

Internal Standards	R.T.	QIon	Response	Conc	Units	Dev (Min)
1) Fluorobenzene (IS)	6.37	96	392735	25.00	ppb	0.03
65) Chlorobenzene-D5 (IS)	9.53	117	349308	25.00	ppb	0.03
80) 1,4-Dichlorobenzene-D (IS)	11.85	152	231087	25.00	ppb	0.03
System Monitoring Compounds						
41) Dibromofluoromethane (S)	5.59	111	124409	25.51	ppb	0.03
Spiked Amount				25.000		
				Recovery	=	102.024%
46) 1,2-DCA-D4 (S)	5.98	65	87536	25.73	ppb	0.03
Spiked Amount				25.000		
				Recovery	=	102.924%
66) Toluene-D8 (S)	8.08	98	405913	25.28	ppb	0.03
Spiked Amount				25.000		
				Recovery	=	101.132%
74) 4-Bromofluorobenzene (S)	10.70	95	162350	25.04	ppb	0.03
Spiked Amount				25.000		
				Recovery	=	100.148%
Target Compounds						Qvalue
78) Ethylbenzene	9.68	91	1859	0.19	ppb	87

(#) = qualifier out of range (m) = manual integration

Quantitation Report

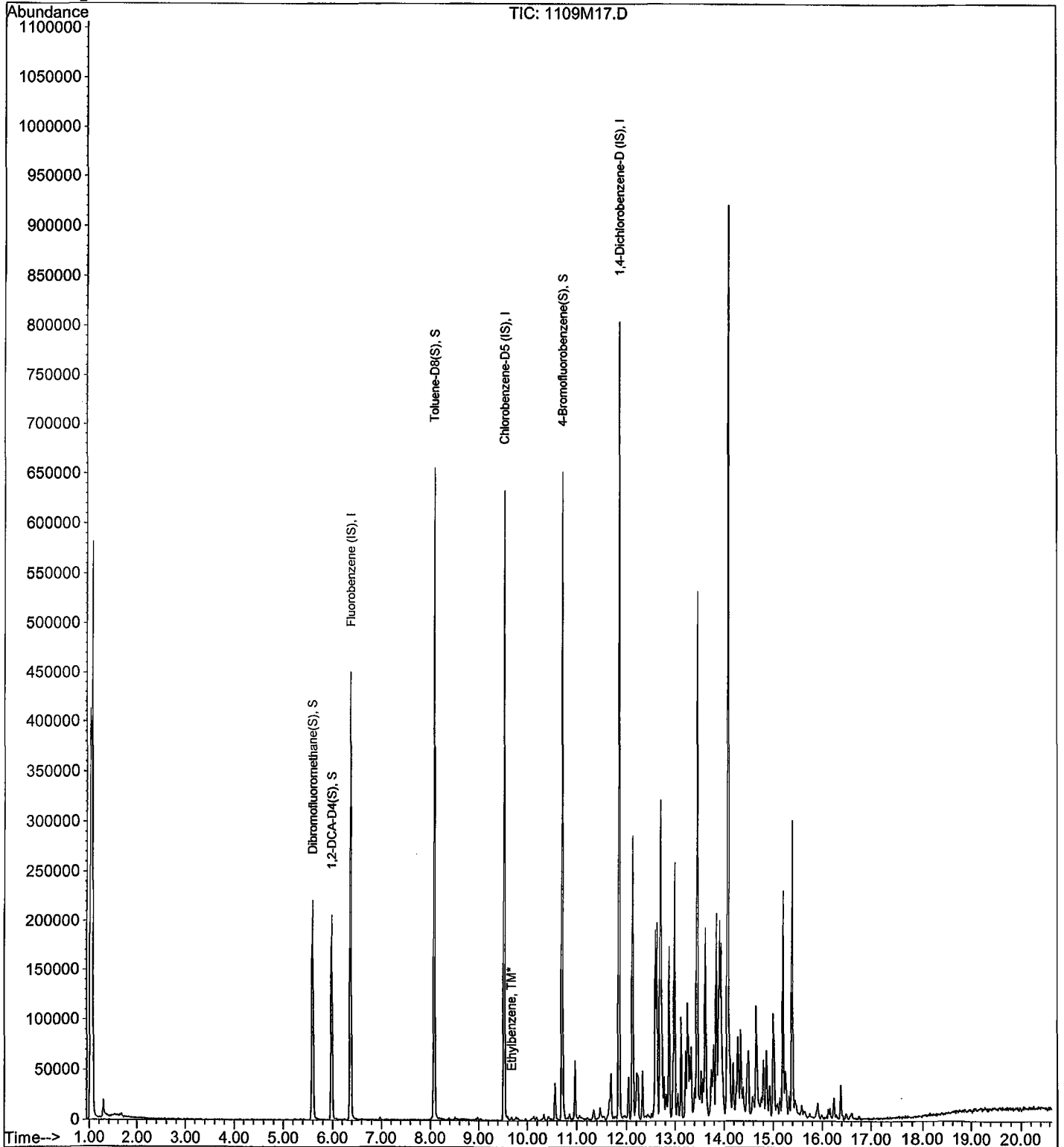
Data File : M:\MAX\DATA\211108\1109M17.D
Acq On : 9 Nov 21 15:38
Sample : BA45110W01
Misc : IS&S 8/4/21

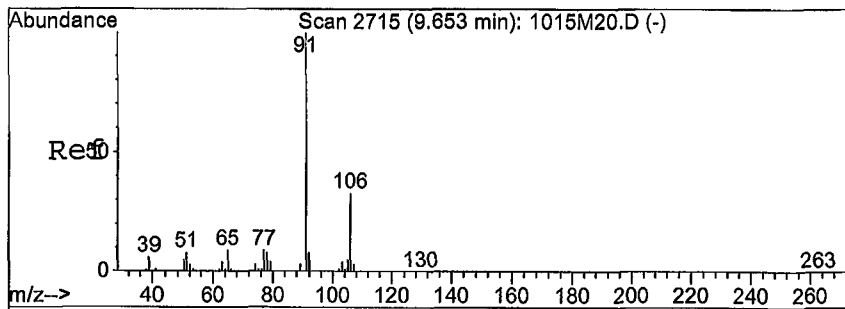
Vial: 17
Operator: LP,DG,CH
Inst : Max
Multiplr: 1.00

Quant Time: Nov 10 5:08 2021

Quant Results File: M1015W.RES

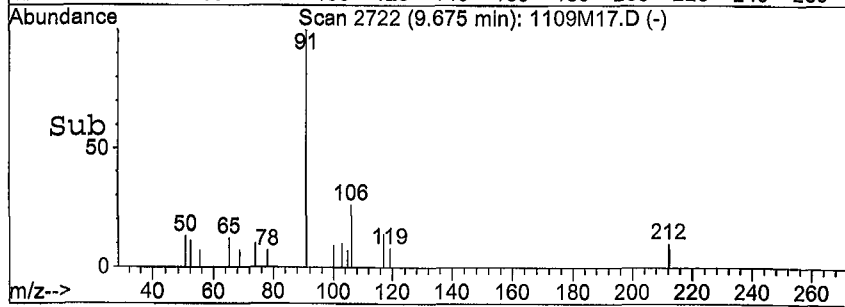
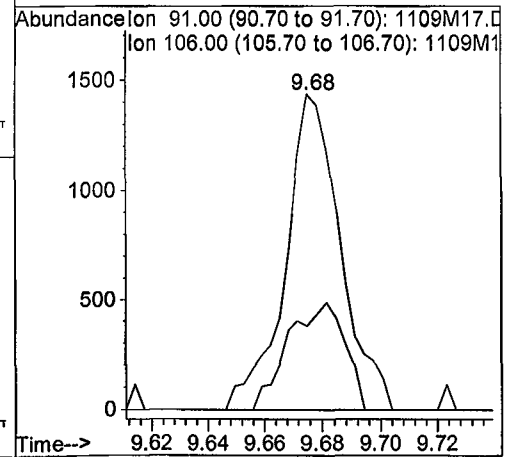
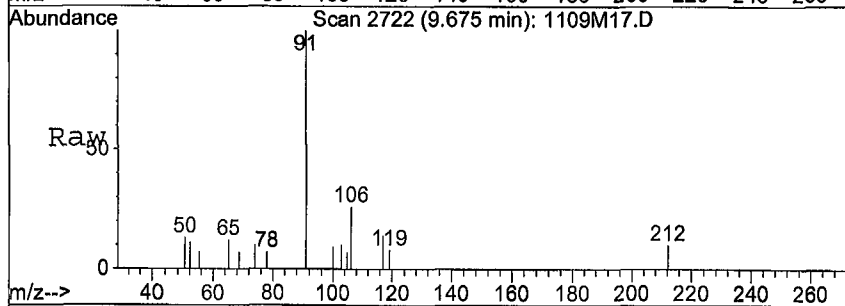
Method : M:\MAX\DATA\211015\M1015W.M (RTE Integrator)
Title : METHOD 8260B
Last Update : Sat Oct 16 14:01:48 2021
Response via : Initial Calibration





#78
 Ethylbenzene
 Concen: 0.19 ppb
 RT: 9.68 min Scan# 2722
 Delta R.T. 0.03 min
 Lab File: 1109M17.D
 Acq: 9 Nov 21 15:38

Tgt Ion	Resp	Lower	Upper
91	1859		
106	26.2	23.4	43.4



Data File : M:\MAX\DATA\211108\1109M18.D
 Acq On : 9 Nov 21 16:06
 Sample : BA45111W01
 Misc : IS&S 8/4/21

Vial: 18
 Operator: LP,DG,CH
 Inst : Max
 Multiplr: 1.00

Quant Time: Nov 10 8:50 2021

Quant Results File: M1015W.RES

Quant Method : M:\MAX\DATA\211015\M1015W.M (RTE Integrator)
 Title : METHOD 8260B
 Last Update : Sat Oct 16 14:01:48 2021
 Response via : Initial Calibration
 DataAcq Meth : M8260

Internal Standards	R.T.	QIon	Response	Conc	Units	Dev(Min)
1) Fluorobenzene (IS)	6.37	96	378644	25.00	ppb	0.03
65) Chlorobenzene-D5 (IS)	9.53	117	348750	25.00	ppb	0.03
80) 1,4-Dichlorobenzene-D (IS)	11.84	152	225110	25.00	ppb	0.02
System Monitoring Compounds						
41) Dibromofluoromethane(S)	5.59	111	126887	26.98	ppb	0.03
Spiked Amount						
						Recovery = 107.928%
46) 1,2-DCA-D4(S)	5.98	65	87728	26.75	ppb	0.03
Spiked Amount						
						Recovery = 106.988%
66) Toluene-D8(S)	8.08	98	394763	24.63	ppb	0.03
Spiked Amount						
						Recovery = 98.512%
74) 4-Bromofluorobenzene(S)	10.70	95	152033	23.48	ppb	0.03
Spiked Amount						
						Recovery = 93.936%

Target Compounds Qvalue

Quantitation Report


Data File : M:\MAX\DATA\211108\1109M18.D
Acq On : 9 Nov 21 16:06
Sample : BA45111W01
Misc : IS&S 8/4/21

Vial: 18
Operator: LP,DG,CH
Inst : Max
Multiplr: 1.00

Quant Time: Nov 10 8:50 2021

Quant Results File: M1015W.RES

Method : M:\MAX\DATA\211015\M1015W.M (RTE Integrator)
Title : METHOD 8260B
Last Update : Sat Oct 16 14:01:48 2021
Response via : Initial Calibration



Data File : M:\MAX\DATA\211108\1110M09.D
 Acq On : 10 Nov 21 12:36
 Sample : BA45112W02
 Misc : IS&S 8/4/21

Vial: 9
 Operator: LP,DG,CH
 Inst : Max
 Multiplr: 1.00

Quant Time: Nov 10 14:00 2021

Quant Results File: M1015W.RES

Quant Method : M:\MAX\DATA\211015\M1015W.M (RTE Integrator)
 Title : METHOD 8260B
 Last Update : Sat Oct 16 14:01:48 2021
 Response via : Initial Calibration
 DataAcq Meth : M8260

Internal Standards	R.T.	QIon	Response	Conc	Units	Dev(Min)
1) Fluorobenzene (IS)	6.37	96	427971	25.00	ppb	0.03
65) Chlorobenzene-D5 (IS)	9.53	117	370640	25.00	ppb	0.03
80) 1,4-Dichlorobenzene-D (IS)	11.85	152	216916	25.00	ppb	0.03
System Monitoring Compounds						
41) Dibromofluoromethane (S)	5.59	111	129565	24.38	ppb	0.03
Spiked Amount	25.000		Recovery	=	97.504%	
46) 1,2-DCA-D4 (S)	5.98	65	90720	24.47	ppb	0.04
Spiked Amount	25.000		Recovery	=	97.884%	
66) Toluene-D8 (S)	8.08	98	432266	25.37	ppb	0.03
Spiked Amount	25.000		Recovery	=	101.500%	
74) 4-Bromofluorobenzene (S)	10.71	95	162068	23.56	ppb	0.03
Spiked Amount	25.000		Recovery	=	94.220%	

Target Compounds

Qvalue

Quantitation Report


Data File : M:\MAX\DATA\211108\1110M09.D
Acq On : 10 Nov 21 12:36
Sample : BA45112W02
Misc : IS&S 8/4/21

Vial: 9
Operator: LP, DG, CH
Inst : Max
Multiplr: 1.00

Quant Time: Nov 10 14:00 2021

Quant Results File: M1015W.RES

Method : M:\MAX\DATA\211015\M1015W.M (RTE Integrator)
Title : METHOD 8260B
Last Update : Sat Oct 16 14:01:48 2021
Response via : Initial Calibration



Data File : M:\MAX\DATA\211108\1110M10.D
 Acq On : 10 Nov 21 13:04
 Sample : BA45113W03
 Misc : IS&S 8/4/21

Vial: 10
 Operator: LP,DG,CH
 Inst : Max
 Multiplr: 1.00

Quant Time: Nov 10 14:02 2021

Quant Results File: M1015W.RES

Quant Method : M:\MAX\DATA\211015\M1015W.M (RTE Integrator)
 Title : METHOD 8260B
 Last Update : Sat Oct 16 14:01:48 2021
 Response via : Initial Calibration
 DataAcq Meth : M8260

Internal Standards	R.T.	QIon	Response	Conc	Units	Dev (Min)
1) Fluorobenzene (IS)	6.38	96	419040	25.00	ppb	0.04
65) Chlorobenzene-D5 (IS)	9.53	117	363442	25.00	ppb	0.03
80) 1,4-Dichlorobenzene-D (IS)	11.85	152	215035	25.00	ppb	0.03
System Monitoring Compounds						
41) Dibromofluoromethane (S)	5.59	111	135682	26.07	ppb	0.03
Spiked Amount						
Recovery						104.284%
46) 1,2-DCA-D4 (S)	5.99	65	91680	25.26	ppb	0.04
Spiked Amount						
Recovery						101.028%
66) Toluene-D8 (S)	8.08	98	425703	25.48	ppb	0.03
Spiked Amount						
Recovery						101.936%
74) 4-Bromofluorobenzene (S)	10.71	95	164881	24.44	ppb	0.03
Spiked Amount						
Recovery						97.756%

Target Compounds

Qvalue

Quantitation Report


Data File : M:\MAX\DATA\211108\1110M10.D
Acq On : 10 Nov 21 13:04
Sample : BA45113W03
Misc : IS&S 8/4/21

Vial: 10
Operator: LP,DG,CH
Inst : Max
Multiplr: 1.00

Quant Time: Nov 10 14:02 2021

Quant Results File: M1015W.RES

Method : M:\MAX\DATA\211015\M1015W.M (RTE Integrator)
Title : METHOD 8260B
Last Update : Sat Oct 16 14:01:48 2021
Response via : Initial Calibration



Data File : M:\MAX\DATA\211108\1110M11.D
 Acq On : 10 Nov 21 13:32
 Sample : BA45114W02
 Misc : IS&S 8/4/21

Vial: 11
 Operator: LP,DG,CH
 Inst : Max
 Multiplr: 1.00

Quant Time: Nov 10 14:09 2021

Quant Results File: M1015W.RES

Quant Method : M:\MAX\DATA\211015\M1015W.M (RTE Integrator)
 Title : METHOD 8260B
 Last Update : Sat Oct 16 14:01:48 2021
 Response via : Initial Calibration
 DataAcq Meth : M8260

Internal Standards	R.T.	QIon	Response	Conc	Units	Dev (Min)
1) Fluorobenzene (IS)	6.37	96	408587	25.00	ppb	0.03
65) Chlorobenzene-D5 (IS)	9.53	117	365510	25.00	ppb	0.03
80) 1,4-Dichlorobenzene-D (IS)	11.85	152	211433	25.00	ppb	0.03
System Monitoring Compounds						
41) Dibromofluoromethane (S)	5.59	111	130094	25.64	ppb	0.03
Spiked Amount	25.000		Recovery	=	102.548%	
46) 1,2-DCA-D4 (S)	5.98	65	91056	25.73	ppb	0.03
Spiked Amount	25.000		Recovery	=	102.908%	
66) Toluene-D8 (S)	8.08	98	419427	24.97	ppb	0.03
Spiked Amount	25.000		Recovery	=	99.864%	
74) 4-Bromofluorobenzene (S)	10.70	95	160787	23.70	ppb	0.03
Spiked Amount	25.000		Recovery	=	94.788%	

Target Compounds

Qvalue

Quantitation Report


Data File : M:\MAX\DATA\211108\1110M11.D
Acq On : 10 Nov 21 13:32
Sample : BA45114W02
Misc : IS&S 8/4/21

Vial: 11
Operator: LP,DG,CH
Inst : Max
Multiplr: 1.00

Quant Time: Nov 10 14:09 2021

Quant Results File: M1015W.RES

Method : M:\MAX\DATA\211015\M1015W.M (RTE Integrator)
Title : METHOD 8260B
Last Update : Sat Oct 16 14:01:48 2021
Response via : Initial Calibration



Quantitation Report (Not Reviewed)

Data File : M:\MAX\DATA\211108\1109M03.D
 Acq On : 9 Nov 21 9:00
 Sample : 211109A LCS 10ug/L
 Misc : IS&S 8/4/21

Vial: 3
 Operator: LP,DG,CH
 Inst : Max
 Multiplr: 1.00

Quant Time: Nov 10 9:21 2021

Quant Results File: M1015W.RES

Quant Method : M:\MAX\DATA\211015\M1015W.M (RTE Integrator)
 Title : METHOD 8260B
 Last Update : Sat Oct 16 14:01:48 2021
 Response via : Initial Calibration
 DataAcq Meth : M8260

Internal Standards	R.T.	QIon	Response	Conc	Units	Dev (Min)
1) Fluorobenzene (IS)	6.38	96	411507	25.00	ppb	0.04
65) Chlorobenzene-D5 (IS)	9.53	117	369189	25.00	ppb	0.03
80) 1,4-Dichlorobenzene-D (IS)	11.85	152	234982	25.00	ppb	0.03
System Monitoring Compounds						
41) Dibromofluoromethane (S)	5.60	111	129825	25.40	ppb	0.04
Spiked Amount	25.000		Recovery	=	101.608%	
46) 1,2-DCA-D4 (S)	5.98	65	85272	23.92	ppb	0.03
Spiked Amount	25.000		Recovery	=	95.688%	
66) Toluene-D8 (S)	8.08	98	437144	25.76	ppb	0.03
Spiked Amount	25.000		Recovery	=	103.048%	
74) 4-Bromofluorobenzene (S)	10.70	95	172589	25.18	ppb	0.03
Spiked Amount	25.000		Recovery	=	100.732%	
Target Compounds						
3) Dichlorodifluoromethane	1.20	85	25160	10.21	ppb	96
4) Freon 114	1.30	85	16834	12.20	ppb	87
5) Chloromethane	1.34	50	14972	10.18	ppb	94
6) Vinyl chloride	1.43	62	16973	9.36	ppb	92
8) Bromomethane	1.69	94	16239	10.60	ppb	89
9) Chloroethane	1.79	64	11803	10.05	ppb	98
10) Dichlorofluoromethane	1.99	67	39431	9.92	ppb	96
11) Trichlorofluoromethane	2.02	101	47392	9.97	ppb	97
13) Acrolein	2.46	56	27875	120.87	ppb	88
14) Acetone	2.63	43	24112	44.94	ppb	96
15) Freon-113	2.55	151	19702	10.18	ppb	# 84
16) Acetonitrile	2.96	41	15520	121.72	ppb	# 91
18) 1,2-Dichlorotrifluoroethan	1.99	67	39431	9.92	ppb	100
19) 1,1-DCE	2.54	61	26381	9.16	ppb	97
20) t-Butanol	3.37	59	22570	136.37	ppb	# 85
21) Methyl Acetate	3.03	43	9681	10.73	ppb	99
22) Iodomethane	2.69	142	21331	10.56	ppb	98
23) Acrylonitrile	3.48	53	5434	10.71	ppb	# 82
25) Methylene chloride	3.12	84	19175	10.31	ppb	97
26) Carbon disulfide	2.74	76	24208	10.33	ppb	# 92
27) Methyl t-butyl ether (MtBE)	3.50	73	61073	9.84	ppb	95
28) Trans-1,2-DCE	3.46	96	19131	9.52	ppb	91
29) 3-Methylpentane	3.50	57	9973	9.47	ppb	90
31) Diisopropyl Ether	4.28	45	39805	10.29	ppb	93
32) 1,1-DCA	4.10	63	30514	10.13	ppb	# 95
34) Ethyl tert Butyl Ether	4.81	59	51200	10.30	ppb	92
35) Methylcyclopentane	4.81	56	2175	10.19	ppb	100

Quantitation Report (Not Reviewed)

Data File : M:\MAX\DATA\211108\1109M03.D
 Acq On : 9 Nov 21 9:00
 Sample : 211109A LCS 10ug/L
 Misc : IS&S 8/4/21

Vial: 3
 Operator: LP,DG,CH
 Inst : Max
 Multiplr: 1.00

Quant Time: Nov 10 9:21 2021

Quant Results File: M1015W.RES

Quant Method : M:\MAX\DATA\211015\M1015W.M (RTE Integrator)
 Title : METHOD 8260B
 Last Update : Sat Oct 16 14:01:48 2021
 Response via : Initial Calibration
 DataAcq Meth : M8260

Compound	R.T.	QIon	Response	Conc	Unit	Qvalue
36) MEK (2-Butanone)	5.02	43	27865	49.67	ppb	99
37) Cis-1,2-DCE	4.95	96	22173	9.96	ppb	91
38) 2,2-Dichloropropane	4.93	77	40405	10.45	ppb	98
39) Chloroform	5.39	83	42097	10.76	ppb	90
40) Bromochloromethane	5.26	130	16027	9.17	ppb	# 83
42) 1,1,1-TCA	5.58	97	50645	11.02	ppb	99
43) Cyclohexane	5.62	41	12172	9.26	ppb	88
44) 1,1-Dichloropropene	5.79	75	26131	10.48	ppb	92
45) 2,2,4-Trimethylpentane	6.15	57	36332	11.24	ppb	93
47) Carbon Tetrachloride	5.77	117	44402	10.28	ppb	91
48) Tert Amyl Methyl Ether	6.22	73	51052	10.41	ppb	# 94
49) 1,2-DCA	6.07	62	41214	10.65	ppb	95
50) Benzene	6.03	78	71558	9.92	ppb	96
51) TCE	6.78	95	21666	9.38	ppb	# 80
52) 2-Pentanone	7.04	43	115257	122.92	ppb	98
53) 1,2-Dichloropropane	7.03	63	7420	9.24	ppb	100
54) Bromodichloromethane	7.35	83	34457	10.64	ppb	93
55) Methyl Cyclohexane	6.98	83	26174	10.53	ppb	98
56) Dibromomethane	7.15	93	12555	8.91	ppb	96
57) MIBK (methyl isobutyl ket	8.01	43	59603	49.70	ppb	96
58) 1-Bromo-2-chloroethane	7.66	144	5085	11.21	ppb	94
60) Cis-1,3-Dichloropropene	7.82	75	30755	10.60	ppb	96
61) Toluene	8.15	91	87132	10.44	ppb	100
62) Trans-1,3-Dichloropropene	8.40	75	32899	11.43	ppb	93
63) 1,1,2-TCA	8.58	83	11948	9.24	ppb	92
64) 2-Hexanone	8.86	43	38076	46.95	ppb	97
67) 1,2-EDB	9.06	107	19157	9.83	ppb	96
68) Tetrachloroethene	8.69	164	18064	9.29	ppb	93
69) 1-Chlorohexane	9.56	91	15090	10.30	ppb	86
70) 1,1,1,2-Tetrachloroethane	9.65	131	31205	11.36	ppb	93
71) m&p-Xylene	9.80	106	84945	20.35	ppb	99
72) o-Xylene	10.19	106	43233	9.88	ppb	91
73) Styrene	10.20	104	69791	10.59	ppb	# 96
75) 1,3-Dichloropropane	8.74	76	27549	9.62	ppb	# 76
76) Dibromochloromethane	8.96	129	30849	10.76	ppb	97
77) Chlorobenzene	9.56	112	70752	11.06	ppb	91
78) Ethylbenzene	9.68	91	104969	10.36	ppb	98
79) Bromoform	10.38	173	22904	9.63	ppb	100
81) Isopropylbenzene	10.56	105	114193	10.42	ppb	99
82) 1,1,2,2-Tetrachloroethane	10.87	83	17907	9.52	ppb	93
83) 1,2,3-Trichloropropane	10.90	110	9234	9.82	ppb	98
84) t-1,4-Dichloro-2-Butene	10.93	53	4323	9.06	ppb	98

Quantitation Report (Not Reviewed)

Data File : M:\MAX\DATA\211108\1109M03.D
 Acq On : 9 Nov 21 9:00
 Sample : 211109A LCS 10ug/L
 Misc : IS&S 8/4/21

Vial: 3
 Operator: LP,DG,CH
 Inst : Max
 Multiplr: 1.00

Quant Time: Nov 10 9:21 2021

Quant Results File: M1015W.RES

Quant Method : M:\MAX\DATA\211015\M1015W.M (RTE Integrator)
 Title : METHOD 8260B
 Last Update : Sat Oct 16 14:01:48 2021
 Response via : Initial Calibration
 DataAcq Meth : M8260

Compound	R.T.	QIon	Response	Conc	Unit	Qvalue
85) Bromobenzene	10.84	156	37630	10.49	ppb	89
86) n-Propylbenzene	10.97	91	112779	10.42	ppb	100
87) 4-Ethyltoluene	11.08	105	105536	10.56	ppb	99
88) 2-Chlorotoluene	11.04	91	85491	9.96	ppb	88
89) 1,3,5-Trimethylbenzene	11.15	105	99907	10.69	ppb	98
90) 4-Chlorotoluene	11.15	91	86377	10.13	ppb	97
91) Tert-Butylbenzene	11.47	119	55968	10.84	ppb	96
92) 1,2,4-Trimethylbenzene	11.52	105	95899	10.83	ppb	96
93) Sec-Butylbenzene	11.68	105	109859	11.12	ppb	99
94) p-Isopropyltoluene	11.83	119	98635	10.33	ppb	98
95) Benzyl Chloride	12.02	91	24603	10.88	ppb	95
96) 1,3-DCB	11.78	146	65653	10.51	ppb	99
97) 1,4-DCB	11.87	146	64986	10.22	ppb	94
98) n-Butylbenzene	12.24	91	56060	8.86	ppb	96
99) 1,2-DCB	12.24	146	62557	10.23	ppb	99
100) Hexachloroethane	12.49	117	15987	9.99	ppb	96
101) 1,2-Dibromo-3-chloropropan	13.02	75	5165	9.70	ppb	85
102) 1,2,4-Trichlorobenzene	13.84	180	19552	8.34	ppb	95
103) Hexachlorobutadiene	14.02	225	25098	9.63	ppb	97
104) Naphthalene	14.08	128	33683	7.83	ppb	95
105) 1,2,3-Trichlorobenzene	14.32	180	23374	7.97	ppb	79

Quantitation Report


Data File : M:\MAX\DATA\211108\1109M03.D
Acq On : 9 Nov 21 9:00
Sample : 211109A LCS 10ug/L
Misc : IS&S 8/4/21

Vial: 3
Operator: LP,DG,CH
Inst : Max
Multiplr: 1.00

Quant Time: Nov 10 9:21 2021

Quant Results File: M1015W.RES

Method : M:\MAX\DATA\211015\M1015W.M (RTE Integrator)
Title : METHOD 8260B
Last Update : Sat Oct 16 14:01:48 2021
Response via : Initial Calibration



Quantitation Report (Not Reviewed)

Data File : M:\MAX\DATA\211108\1109M04.D
 Acq On : 9 Nov 21 9:28
 Sample : 211109A LCSD 10ug/L
 Misc : IS&S 8/4/21

Vial: 4
 Operator: LP, DG, CH
 Inst : Max
 Multiplr: 1.00

Quant Time: Nov 10 9:21 2021

Quant Results File: M1015W.RES

Quant Method : M:\MAX\DATA\211015\M1015W.M (RTE Integrator)
 Title : METHOD 8260B
 Last Update : Sat Oct 16 14:01:48 2021
 Response via : Initial Calibration
 DataAcq Meth : M8260

Internal Standards	R.T.	QIon	Response	Conc	Units	Dev (Min)
1) Fluorobenzene (IS)	6.38	96	401220	25.00	ppb	0.04
65) Chlorobenzene-D5 (IS)	9.53	117	350067	25.00	ppb	0.03
80) 1,4-Dichlorobenzene-D (IS)	11.85	152	232601	25.00	ppb	0.03

System Monitoring Compounds

41) Dibromofluoromethane (S)	5.60	111	130125	26.11	ppb	0.04
Spiked Amount	25.000		Recovery	= 104.456%		
46) 1,2-DCA-D4 (S)	5.98	65	87680	25.23	ppb	0.04
Spiked Amount	25.000		Recovery	= 100.912%		
66) Toluene-D8 (S)	8.08	98	415166	25.80	ppb	0.03
Spiked Amount	25.000		Recovery	= 103.212%		
74) 4-Bromofluorobenzene (S)	10.71	95	160709	24.73	ppb	0.03
Spiked Amount	25.000		Recovery	= 98.924%		

Target Compounds

Target Compounds	R.T.	QIon	Response	Conc	Units	Qvalue
3) Dichlorodifluoromethane	1.20	85	22120	9.21	ppb	98
4) Freon 114	1.30	85	14033	10.43	ppb	88
5) Chloromethane	1.34	50	14204	9.91	ppb	91
6) Vinyl chloride	1.43	62	14721	8.33	ppb	97
8) Bromomethane	1.69	94	14586	9.77	ppb	98
9) Chloroethane	1.79	64	8689	7.86	ppb	95
10) Dichlorofluoromethane	1.99	67	33571	8.66	ppb	94
11) Trichlorofluoromethane	2.02	101	41379	8.92	ppb	92
13) Acrolein	2.46	56	26328	117.19	ppb	97
14) Acetone	2.63	43	22203	42.44	ppb	90
15) Freon-113	2.55	151	18011	9.55	ppb	95
16) Acetonitrile	2.96	41	15202	122.29	ppb	91
18) 1,2-Dichlorotrifluoroethan	1.99	67	33571	8.66	ppb	100
19) 1,1-DCE	2.53	61	24376	8.68	ppb	98
20) t-Butanol	3.37	59	18200	110.64	ppb	97
21) Methyl Acetate	3.02	43	7325	8.33	ppb	88
22) Iodomethane	2.69	142	18514	9.54	ppb	96
23) Acrylonitrile	3.47	53	4181	8.43	ppb	97
25) Methylene chloride	3.12	84	16252	8.96	ppb	91
26) Carbon disulfide	2.74	76	22120	9.68	ppb	97
27) Methyl t-butyl ether (MtBE)	3.50	73	56238	9.30	ppb	94
28) Trans-1,2-DCE	3.47	96	16849	8.60	ppb	95
29) 3-Methylpentane	3.50	57	8653	8.36	ppb	# 91
31) Diisopropyl Ether	4.28	45	33402	8.85	ppb	95
32) 1,1-DCA	4.10	63	27659	9.41	ppb	96
34) Ethyl tert Butyl Ether	4.81	59	45660	9.42	ppb	100
35) Methylcyclopentane	4.81	56	2450	11.99	ppb	100

(#) = qualifier out of range (m) = manual integration

Quantitation Report (Not Reviewed)

Data File : M:\MAX\DATA\211108\1110M03.D
 Acq On : 10 Nov 21 9:45
 Sample : 211110A LCS 10ug/L
 Misc : IS&S 8/4/21

Vial: 3
 Operator: LP,DG,CH
 Inst : Max
 Multiplr: 1.00

Quant Time: Nov 10 10:08 2021

Quant Results File: M1015W.RES

Quant Method : M:\MAX\DATA\211015\M1015W.M (RTE Integrator)
 Title : METHOD 8260B
 Last Update : Sat Oct 16 14:01:48 2021
 Response via : Initial Calibration
 DataAcq Meth : M8260

Internal Standards	R.T.	QIon	Response	Conc	Units	Dev (Min)
1) Fluorobenzene (IS)	6.38	96	417660	25.00	ppb	0.04
65) Chlorobenzene-D5 (IS)	9.53	117	379724	25.00	ppb	0.03
80) 1,4-Dichlorobenzene-D (IS)	11.85	152	241163	25.00	ppb	0.03
System Monitoring Compounds						
41) Dibromofluoromethane (S)	5.60	111	132383	25.52	ppb	0.04
Spiked Amount	25.000		Recovery	=	102.084%	
46) 1,2-DCA-D4 (S)	5.98	65	86024	23.78	ppb	0.04
Spiked Amount	25.000		Recovery	=	95.108%	
66) Toluene-D8 (S)	8.08	98	439434	25.18	ppb	0.03
Spiked Amount	25.000		Recovery	=	100.712%	
74) 4-Bromofluorobenzene (S)	10.71	95	171658	24.35	ppb	0.03
Spiked Amount	25.000		Recovery	=	97.408%	
Target Compounds						
3) Dichlorodifluoromethane	1.20	85	24456	9.78	ppb	96
4) Freon 114	1.30	85	14834	10.59	ppb	86
5) Chloromethane	1.34	50	14820	9.93	ppb	98
6) Vinyl chloride	1.43	62	16422	8.93	ppb	97
8) Bromomethane	1.69	94	18529	11.92	ppb	91
9) Chloroethane	1.79	64	12382	10.35	ppb	98
10) Dichlorofluoromethane	1.99	67	40036	9.92	ppb	95
11) Trichlorofluoromethane	2.03	101	46001	9.53	ppb	88
13) Acrolein	2.46	56	27139	116.07	ppb	97
14) Acetone	2.64	43	22911	42.07	ppb	98
15) Freon-113	2.55	151	20159	10.26	ppb	# 85
16) Acetonitrile	2.96	41	14383	111.14	ppb	100
18) 1,2-Dichlorotrifluoroethan	1.99	67	40036	9.92	ppb	100
19) 1,1-DCE	2.53	61	27352	9.35	ppb	93
20) t-Butanol	3.38	59	18843	109.99	ppb	100
21) Methyl Acetate	3.02	43	7390	8.07	ppb	87
22) Iodomethane	2.69	142	20955	10.27	ppb	98
23) Acrylonitrile	3.47	53	5185	10.06	ppb	96
25) Methylene chloride	3.11	84	19647	10.41	ppb	93
26) Carbon disulfide	2.74	76	25680	10.79	ppb	100
27) Methyl t-butyl ether (MtBE)	3.50	73	61205	9.72	ppb	92
28) Trans-1,2-DCE	3.47	96	19360	9.49	ppb	95
29) 3-Methylpentane	3.49	57	10720	10.06	ppb	96
31) Diisopropyl Ether	4.28	45	39865	10.15	ppb	95
32) 1,1-DCA	4.10	63	32154	10.51	ppb	# 96
34) Ethyl tert Butyl Ether	4.81	59	50270	9.96	ppb	94
35) Methylcyclopentane	4.82	56	2805	13.33	ppb	100

Quantitation Report (Not Reviewed)

Data File : M:\MAX\DATA\211108\1110M03.D
 Acq On : 10 Nov 21 9:45
 Sample : 211110A LCS 10ug/L
 Misc : IS&S 8/4/21

Vial: 3
 Operator: LP, DG, CH
 Inst : Max
 Multiplr: 1.00

Quant Time: Nov 10 10:08 2021

Quant Results File: M1015W.RES

Quant Method : M:\MAX\DATA\211015\M1015W.M (RTE Integrator)
 Title : METHOD 8260B
 Last Update : Sat Oct 16 14:01:48 2021
 Response via : Initial Calibration
 DataAcq Meth : M8260

Compound	R.T.	QIon	Response	Conc	Unit	Qvalue
36) MEK (2-Butanone)	5.03	43	27234	47.83	ppb	92
37) Cis-1,2-DCE	4.95	96	21992	9.74	ppb	86
38) 2,2-Dichloropropane	4.93	77	42720	10.89	ppb	93
39) Chloroform	5.39	83	43193	10.88	ppb	90
40) Bromochloromethane	5.26	130	17145	9.68	ppb	92
42) 1,1,1-TCA	5.58	97	50886	10.91	ppb	95
43) Cyclohexane	5.63	41	13388	10.04	ppb	90
44) 1,1-Dichloropropene	5.79	75	25817	10.21	ppb	90
45) 2,2,4-Trimethylpentane	6.15	57	32775	9.99	ppb	85
47) Carbon Tetrachloride	5.77	117	46378	10.58	ppb	98
48) Tert Amyl Methyl Ether	6.22	73	50417	10.13	ppb	98
49) 1,2-DCA	6.07	62	43204	11.00	ppb	97
50) Benzene	6.03	78	73410	10.02	ppb	98
51) TCE	6.79	95	23869	10.18	ppb	90
52) 2-Pentanone	7.04	43	111914	117.60	ppb	98
53) 1,2-Dichloropropane	7.03	63	7863	9.66	ppb	96
54) Bromodichloromethane	7.35	83	35206	10.71	ppb	97
55) Methyl Cyclohexane	6.97	83	24990	9.91	ppb	94
56) Dibromomethane	7.15	93	12289	8.59	ppb	95
57) MIBK (methyl isobutyl ket	8.01	43	58500	48.07	ppb	95
58) 1-Bromo-2-chloroethane	7.66	144	5295	11.50	ppb	77
60) Cis-1,3-Dichloropropene	7.82	75	32496	11.03	ppb	92
61) Toluene	8.15	91	90159	10.64	ppb	98
62) Trans-1,3-Dichloropropene	8.40	75	32775	11.22	ppb	99
63) 1,1,2-TCA	8.58	83	11875	9.04	ppb	92
64) 2-Hexanone	8.86	43	37331	45.35	ppb	97
67) 1,2-EDB	9.06	107	19385	9.68	ppb	95
68) Tetrachloroethene	8.70	164	17592	8.71	ppb	96
69) 1-Chlorohexane	9.56	91	14686	9.74	ppb	99
70) 1,1,1,2-Tetrachloroethane	9.65	131	29326	10.38	ppb	100
71) m&p-Xylene	9.80	106	87291	20.33	ppb	99
72) o-Xylene	10.19	106	42614	9.47	ppb	96
73) Styrene	10.20	104	67761	10.00	ppb	97
75) 1,3-Dichloropropane	8.74	76	28020	9.51	ppb	90
76) Dibromochloromethane	8.96	129	29804	10.11	ppb	91
77) Chlorobenzene	9.56	112	66580	10.11	ppb	95
78) Ethylbenzene	9.68	91	108481	10.41	ppb	100
79) Bromoform	10.38	173	24586	10.05	ppb	98
81) Isopropylbenzene	10.56	105	114667	10.20	ppb	96
82) 1,1,2,2-Tetrachloroethane	10.87	83	17049	8.83	ppb	90
83) 1,2,3-Trichloropropane	10.90	110	9579	9.93	ppb	# 77
84) t-1,4-Dichloro-2-Butene	10.93	53	5069	10.32	ppb	80

Quantitation Report (Not Reviewed)

Data File : M:\MAX\DATA\211108\1110M03.D
 Acq On : 10 Nov 21 9:45
 Sample : 211110A LCS 10ug/L
 Misc : IS&S 8/4/21

Vial: 3
 Operator: LP,DG,CH
 Inst : Max
 Multiplr: 1.00

Quant Time: Nov 10 10:08 2021

Quant Results File: M1015W.RES

Quant Method : M:\MAX\DATA\211015\M1015W.M (RTE Integrator)
 Title : METHOD 8260B
 Last Update : Sat Oct 16 14:01:48 2021
 Response via : Initial Calibration
 DataAcq Meth : M8260

Compound	R.T.	QIon	Response	Conc	Unit	Qvalue
85) Bromobenzene	10.84	156	39334	10.68	ppb	85
86) n-Propylbenzene	10.97	91	113910	10.26	ppb	97
87) 4-Ethyltoluene	11.08	105	105196	10.26	ppb	97
88) 2-Chlorotoluene	11.04	91	94423	10.72	ppb	99
89) 1,3,5-Trimethylbenzene	11.15	105	104433	10.88	ppb	97
90) 4-Chlorotoluene	11.15	91	90897	10.39	ppb	95
91) Tert-Butylbenzene	11.47	119	58112	10.97	ppb	96
92) 1,2,4-Trimethylbenzene	11.52	105	96543	10.62	ppb	94
93) Sec-Butylbenzene	11.69	105	106286	10.48	ppb	98
94) p-Isopropyltoluene	11.84	119	105821	10.80	ppb	99
95) Benzyl Chloride	12.01	91	24362	10.50	ppb	100
96) 1,3-DCB	11.78	146	65089	10.16	ppb	95
97) 1,4-DCB	11.87	146	63707	9.76	ppb	92
98) n-Butylbenzene	12.24	91	60043	9.19	ppb	95
99) 1,2-DCB	12.24	146	62186	9.91	ppb	99
100) Hexachloroethane	12.49	117	17231	10.49	ppb	96
101) 1,2-Dibromo-3-chloropropan	13.02	75	4814	8.90	ppb	85
102) 1,2,4-Trichlorobenzene	13.84	180	20056	8.34	ppb	91
103) Hexachlorobutadiene	14.02	225	24873	9.34	ppb	95
104) Naphthalene	14.08	128	33678	7.66	ppb	# 88
105) 1,2,3-Trichlorobenzene	14.32	180	22998	7.75	ppb	96

Quantitation Report

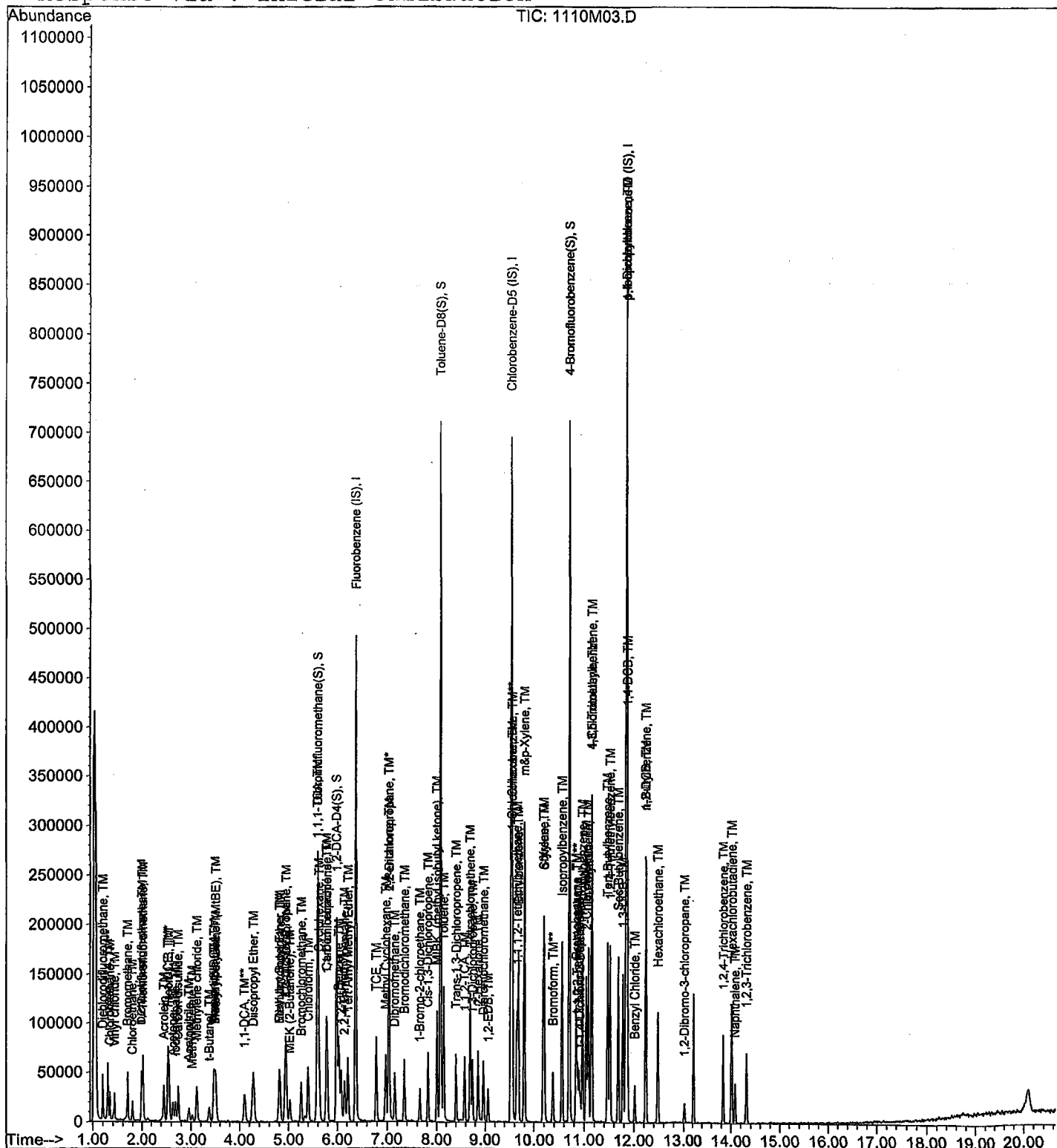
Data File : M:\MAX\DATA\211108\1110M03.D
Acq On : 10 Nov 21 9:45
Sample : 211110A LCS 10ug/L
Misc : IS&S 8/4/21

Vial: 3
Operator: LP,DG,CH
Inst : Max
Multiplr: 1.00

Quant Time: Nov 10 10:08 2021

Quant Results File: M1015W.RES

Method : M:\MAX\DATA\211015\M1015W.M (RTE Integrator)
Title : METHOD 8260B
Last Update : Sat Oct 16 14:01:48 2021
Response via : Initial Calibration



Quantitation Report (Not Reviewed)

Data File : M:\MAX\DATA\211108\1109M04.D
 Acq On : 9 Nov 21 9:28
 Sample : 211109A LCSD 10ug/L
 Misc : IS&S 8/4/21

Vial: 4
 Operator: LP,DG,CH
 Inst : Max
 Multiplr: 1.00

Quant Time: Nov 10 9:21 2021

Quant Results File: M1015W.RES

Quant Method : M:\MAX\DATA\211015\M1015W.M (RTE Integrator)
 Title : METHOD 8260B
 Last Update : Sat Oct 16 14:01:48 2021
 Response via : Initial Calibration
 DataAcq Meth : M8260

Compound	R.T.	QIon	Response	Conc	Unit	Qvalue
36) MEK (2-Butanone)	5.03	43	24740	45.23	ppb	# 99
37) Cis-1,2-DCE	4.95	96	21194	9.77	ppb	89
38) 2,2-Dichloropropane	4.93	77	39023	10.35	ppb	99
39) Chloroform	5.40	83	39056	10.24	ppb	93
40) Bromochloromethane	5.26	130	16118	9.47	ppb	91
42) 1,1,1-TCA	5.57	97	43313	9.67	ppb	94
43) Cyclohexane	5.62	41	12209	9.53	ppb	83
44) 1,1-Dichloropropene	5.79	75	22081	9.09	ppb	91
45) 2,2,4-Trimethylpentane	6.15	57	29358	9.32	ppb	# 83
47) Carbon Tetrachloride	5.77	117	38751	9.20	ppb	94
48) Tert Amyl Methyl Ether	6.22	73	46234	9.67	ppb	98
49) 1,2-DCA	6.07	62	36101	9.57	ppb	96
50) Benzene	6.03	78	61175	8.69	ppb	94
51) TCE	6.78	95	19453	8.64	ppb	84
52) 2-Pentanone	7.04	43	106909	116.94	ppb	100
53) 1,2-Dichloropropane	7.02	63	6629	8.44	ppb	98
54) Bromodichloromethane	7.34	83	28937	9.16	ppb	97
55) Methyl Cyclohexane	6.97	83	21640	8.95	ppb	91
56) Dibromomethane	7.15	93	11632	8.47	ppb	89
57) MIBK (methyl isobutyl ket	8.01	43	55739	47.67	ppb	97
58) 1-Bromo-2-chloroethane	7.65	144	4368	9.88	ppb	97
60) Cis-1,3-Dichloropropene	7.82	75	26977	9.53	ppb	93
61) Toluene	8.15	91	77460	9.52	ppb	98
62) Trans-1,3-Dichloropropene	8.40	75	27901	9.94	ppb	96
63) 1,1,2-TCA	8.58	83	10560	8.37	ppb	89
64) 2-Hexanone	8.86	43	36158	45.73	ppb	96
67) 1,2-EDB	9.06	107	17267	9.35	ppb	95
68) Tetrachloroethene	8.69	164	16800	9.08	ppb	88
69) 1-Chlorohexane	9.56	91	11997	8.63	ppb	96
70) 1,1,1,2-Tetrachloroethane	9.65	131	27484	10.55	ppb	90
71) m&p-Xylene	9.80	106	74518	18.83	ppb	100
72) o-Xylene	10.19	106	37301	8.99	ppb	89
73) Styrene	10.20	104	60207	9.64	ppb	95
75) 1,3-Dichloropropane	8.74	76	25833	9.51	ppb	99
76) Dibromochloromethane	8.96	129	26981	9.93	ppb	96
77) Chlorobenzene	9.56	112	56848	9.37	ppb	91
78) Ethylbenzene	9.68	91	91277	9.50	ppb	97
79) Bromoform	10.37	173	21033	9.32	ppb	82
81) Isopropylbenzene	10.56	105	101370	9.35	ppb	98
82) 1,1,2,2-Tetrachloroethane	10.87	83	15066	8.09	ppb	# 95
83) 1,2,3-Trichloropropane	10.90	110	8629	9.27	ppb	95
84) t-1,4-Dichloro-2-Butene	10.93	53	4002	8.49	ppb	78

Quantitation Report (Not Reviewed)

Data File : M:\MAX\DATA\211108\1109M04.D
 Acq On : 9 Nov 21 9:28
 Sample : 211109A LCSD 10ug/L
 Misc : IS&S 8/4/21

Vial: 4
 Operator: LP,DG,CH
 Inst : Max
 Multiplr: 1.00

Quant Time: Nov 10 9:21 2021

Quant Results File: M1015W.RES

Quant Method : M:\MAX\DATA\211015\M1015W.M (RTE Integrator)
 Title : METHOD 8260B
 Last Update : Sat Oct 16 14:01:48 2021
 Response via : Initial Calibration
 DataAcq Meth : M8260

Compound	R.T.	QIon	Response	Conc	Unit	Qvalue
85) Bromobenzene	10.84	156	32388	9.12	ppb	88
86) n-Propylbenzene	10.97	91	97702	9.12	ppb	96
87) 4-Ethyltoluene	11.08	105	94075	9.51	ppb	99
88) 2-Chlorotoluene	11.04	91	78867	9.28	ppb	87
89) 1,3,5-Trimethylbenzene	11.15	105	86425	9.34	ppb	96
90) 4-Chlorotoluene	11.15	91	75034	8.89	ppb	99
91) Tert-Butylbenzene	11.47	119	47712	9.34	ppb	96
92) 1,2,4-Trimethylbenzene	11.52	105	82030	9.35	ppb	96
93) Sec-Butylbenzene	11.68	105	98344	10.06	ppb	99
94) p-Isopropyltoluene	11.84	119	89515	9.47	ppb	98
95) Benzyl Chloride	12.02	91	19494	8.71	ppb	91
96) 1,3-DCB	11.78	146	57888	9.36	ppb	100
97) 1,4-DCB	11.87	146	57851	9.19	ppb	94
98) n-Butylbenzene	12.24	91	48888	7.96	ppb	94
99) 1,2-DCB	12.24	146	55275	9.13	ppb	95
100) Hexachloroethane	12.48	117	15858	10.01	ppb	90
101) 1,2-Dibromo-3-chloropropan	13.02	75	3980	7.77	ppb	# 86
102) 1,2,4-Trichlorobenzene	13.84	180	16960	7.58	ppb	88
103) Hexachlorobutadiene	14.01	225	21631	8.52	ppb	94
104) Naphthalene	14.08	128	29492	7.06	ppb	96
105) 1,2,3-Trichlorobenzene	14.32	180	21352	7.56	ppb	91

Quantitation Report


Data File : M:\MAX\DATA\211108\1109M04.D
Acq On : 9 Nov 21 9:28
Sample : 211109A LCSD 10ug/L
Misc : IS&S 8/4/21

Vial: 4
Operator: LP, DG, CH
Inst : Max
Multiplr: 1.00

Quant Time: Nov 10 9:21 2021

Quant Results File: M1015W.RES

Method : M:\MAX\DATA\211015\M1015W.M (RTE Integrator)
Title : METHOD 8260B
Last Update : Sat Oct 16 14:01:48 2021
Response via : Initial Calibration



445 of 565

Data File : M:\MAX\DATA\211108\1110M04.D
 Acq On : 10 Nov 21 10:14
 Sample : 211110A LCSD 10ug/L
 Misc : IS&S 8/4/21

Vial: 4
 Operator: LP,DG,CH
 Inst : Max
 Multiplr: 1.00

Quant Time: Nov 10 14:11 2021

Quant Results File: M1015W.RES

Quant Method : M:\MAX\DATA\211015\M1015W.M (RTE Integrator)
 Title : METHOD 8260B
 Last Update : Sat Oct 16 14:01:48 2021
 Response via : Initial Calibration
 DataAcq Meth : M8260

Internal Standards	R.T.	QIon	Response	Conc	Units	Dev (Min)
1) Fluorobenzene (IS)	6.38	96	423398	25.00	ppb	0.04
65) Chlorobenzene-D5 (IS)	9.53	117	393874	25.00	ppb	0.03
80) 1,4-Dichlorobenzene-D (IS)	11.85	152	249339	25.00	ppb	0.03
System Monitoring Compounds						
41) Dibromofluoromethane(S)	5.59	111	126306	24.02	ppb	0.03
Spiked Amount	25.000		Recovery	=	96.080%	
46) 1,2-DCA-D4 (S)	5.98	65	85672	23.36	ppb	0.03
Spiked Amount	25.000		Recovery	=	93.436%	
66) Toluene-D8 (S)	8.08	98	457766	25.29	ppb	0.03
Spiked Amount	25.000		Recovery	=	101.144%	
74) 4-Bromofluorobenzene(S)	10.71	95	180386	24.67	ppb	0.03
Spiked Amount	25.000		Recovery	=	98.684%	
Target Compounds						
3) Dichlorodifluoromethane	1.20	85	21504	8.48	ppb	93
4) Freon 114	1.30	85	14766	10.40	ppb	87
5) Chloromethane	1.34	50	15319	10.13	ppb	90
6) Vinyl chloride	1.43	62	16376	8.78	ppb	93
8) Bromomethane	1.69	94	15711	9.97	ppb	83
9) Chloroethane	1.79	64	11324	9.44	ppb	# 85
10) Dichlorofluoromethane	1.99	67	40376	9.87	ppb	96
11) Trichlorofluoromethane	2.02	101	44460	9.09	ppb	85
13) Acrolein	2.46	56	24887	105.21	ppb	97
14) Acetone	2.63	43	22543	40.84	ppb	92
15) Freon-113	2.55	151	18718	9.40	ppb	88
16) Acetonitrile	2.96	41	14223	108.42	ppb	96
18) 1,2-Dichlorotrifluoroethan	1.99	67	40376	9.87	ppb	# 100
19) 1,1-DCE	2.53	61	25599	8.63	ppb	92
20) t-Butanol	3.37	59	22073	128.86	ppb	# 89
21) Methyl Acetate	3.02	43	8511	9.17	ppb	98
22) Iodomethane	2.69	142	20692	10.03	ppb	96
23) Acrylonitrile	3.47	53	4767	9.12	ppb	88
25) Methylene chloride	3.12	84	17855	9.33	ppb	98
26) Carbon disulfide	2.74	76	21608	8.96	ppb	98
27) Methyl t-butyl ether (MtBE)	3.50	73	61999	9.71	ppb	# 91
28) Trans-1,2-DCE	3.47	96	17535	8.48	ppb	96
29) 3-Methylpentane	3.50	57	9855	9.07	ppb	# 76
31) Diisopropyl Ether	4.28	45	38015	9.55	ppb	97
32) 1,1-DCA	4.10	63	29122	9.39	ppb	# 95
34) Ethyl tert Butyl Ether	4.80	59	50252	9.82	ppb	98
35) Methylcyclopentane	4.81	56	2177	9.87	ppb	100

(#) = qualifier out of range (446 of 505) manual integration

Quantitation Report (Not Reviewed)

Data File : M:\MAX\DATA\211108\1110M04.D
 Acq On : 10 Nov 21 10:14
 Sample : 211110A LCSD 10ug/L
 Misc : IS&S 8/4/21

Vial: 4
 Operator: LP,DG,CH
 Inst : Max
 Multiplr: 1.00

Quant Time: Nov 10 14:11 2021

Quant Results File: M1015W.RES

Quant Method : M:\MAX\DATA\211015\M1015W.M (RTE Integrator)
 Title : METHOD 8260B
 Last Update : Sat Oct 16 14:01:48 2021
 Response via : Initial Calibration
 DataAcq Meth : M8260

Compound	R.T.	QIon	Response	Conc	Unit	Qvalue	
36) MEK (2-Butanone)	5.03	43	28970	50.19	ppb	#	83
37) Cis-1,2-DCE	4.95	96	20079	8.77	ppb		93
38) 2,2-Dichloropropane	4.93	77	39411	9.91	ppb	#	91
39) Chloroform	5.40	83	40728	10.12	ppb		99
40) Bromochloromethane	5.26	130	15791	8.76	ppb		92
42) 1,1,1-TCA	5.58	97	47482	10.04	ppb		98
43) Cyclohexane	5.62	41	11437	8.46	ppb		81
44) 1,1-Dichloropropene	5.79	75	26160	10.20	ppb		92
45) 2,2,4-Trimethylpentane	6.15	57	33219	9.99	ppb	#	80
47) Carbon Tetrachloride	5.77	117	40729	9.16	ppb		85
48) Tert Amyl Methyl Ether	6.22	73	49082	9.73	ppb		97
49) 1,2-DCA	6.07	62	38740	9.73	ppb	#	94
50) Benzene	6.03	78	70129	9.45	ppb		98
51) TCE	6.79	95	21014	8.84	ppb		86
52) 2-Pentanone	7.04	43	116225	120.47	ppb		96
53) 1,2-Dichloropropane	7.03	63	7422	8.97	ppb	#	88
54) Bromodichloromethane	7.35	83	33738	10.12	ppb		98
55) Methyl Cyclohexane	6.97	83	24302	9.51	ppb		95
56) Dibromomethane	7.15	93	12069	8.32	ppb		95
57) MIBK (methyl isobutyl ket	8.01	43	63358	51.35	ppb		94
58) 1-Bromo-2-chloroethane	7.65	144	4494	9.64	ppb		79
60) Cis-1,3-Dichloropropene	7.82	75	30910	10.35	ppb		89
61) Toluene	8.15	91	86812	10.11	ppb		98
62) Trans-1,3-Dichloropropene	8.40	75	31458	10.62	ppb		97
63) 1,1,2-TCA	8.58	83	12770	9.59	ppb		94
64) 2-Hexanone	8.86	43	40475	48.51	ppb		97
67) 1,2-EDB	9.06	107	20041	9.64	ppb		89
68) Tetrachloroethene	8.69	164	17976	8.56	ppb		86
69) 1-Chlorohexane	9.56	91	15683	10.03	ppb		91
70) 1,1,1,2-Tetrachloroethane	9.65	131	30015	10.24	ppb		92
71) m&p-Xylene	9.80	106	87479	19.65	ppb		97
72) o-Xylene	10.19	106	44092	9.44	ppb		90
73) Styrene	10.20	104	70528	10.03	ppb		98
75) 1,3-Dichloropropane	8.74	76	26064	8.53	ppb	#	71
76) Dibromochloromethane	8.96	129	29592	9.68	ppb		94
77) Chlorobenzene	9.56	112	68872	10.09	ppb		94
78) Ethylbenzene	9.68	91	103434	9.57	ppb		100
79) Bromoform	10.38	173	23956	9.44	ppb		96
81) Isopropylbenzene	10.56	105	111599	9.60	ppb		97
82) 1,1,2,2-Tetrachloroethane	10.87	83	18731	9.39	ppb		94
83) 1,2,3-Trichloropropane	10.90	110	10485	10.51	ppb	#	73
84) t-1,4-Dichloro-2-Butene	10.93	53	4997	9.85	ppb	#	66

Quantitation Report (Not Reviewed)

Data File : M:\MAX\DATA\211108\1110M04.D
 Acq On : 10 Nov 21 10:14
 Sample : 211110A LCSD 10ug/L
 Misc : IS&S 8/4/21

Vial: 4
 Operator: LP,DG,CH
 Inst : Max
 Multiplr: 1.00

Quant Time: Nov 10 14:11 2021

Quant Results File: M1015W.RES

Quant Method : M:\MAX\DATA\211015\M1015W.M (RTE Integrator)
 Title : METHOD 8260B
 Last Update : Sat Oct 16 14:01:48 2021
 Response via : Initial Calibration
 DataAcq Meth : M8260

Compound	R.T.	QIon	Response	Conc	Unit	Qvalue
85) Bromobenzene	10.84	156	38612	10.14	ppb	81
86) n-Propylbenzene	10.97	91	114140	9.94	ppb	96
87) 4-Ethyltoluene	11.08	105	106956	10.09	ppb	93
88) 2-Chlorotoluene	11.04	91	84755	9.31	ppb	88
89) 1,3,5-Trimethylbenzene	11.15	105	95864	9.66	ppb	99
90) 4-Chlorotoluene	11.15	91	86851	9.60	ppb	100
91) Tert-Butylbenzene	11.47	119	59104	10.79	ppb	94
92) 1,2,4-Trimethylbenzene	11.52	105	94988	10.11	ppb	100
93) Sec-Butylbenzene	11.68	105	105941	10.11	ppb	96
94) p-Isopropyltoluene	11.83	119	104631	10.33	ppb	97
95) Benzyl Chloride	12.01	91	25213	10.51	ppb	97
96) 1,3-DCB	11.78	146	64466	9.73	ppb	98
97) 1,4-DCB	11.87	146	63545	9.42	ppb	96
98) n-Butylbenzene	12.24	91	57488	8.61	ppb	98
99) 1,2-DCB	12.24	146	62959	9.71	ppb	97
100) Hexachloroethane	12.48	117	18498	10.89	ppb	90
101) 1,2-Dibromo-3-chloropropan	13.02	75	4630	8.35	ppb	79
102) 1,2,4-Trichlorobenzene	13.84	180	20728	8.34	ppb	86
103) Hexachlorobutadiene	14.02	225	25948	9.41	ppb	93
104) Naphthalene	14.08	128	36057	7.88	ppb	100
105) 1,2,3-Trichlorobenzene	14.32	180	24001	7.80	ppb	92

Quantitation Report


Data File : M:\MAX\DATA\211108\1110M04.D
Acq On : 10 Nov 21 10:14
Sample : 21110A LCSD 10ug/L
Misc : IS&S 8/4/21

Vial: 4
Operator: LP,DG,CH
Inst : Max
Multiplr: 1.00

Quant Time: Nov 10 14:11 2021

Quant Results File: M1015W.RES

Method : M:\MAX\DATA\211015\M1015W.M (RTE Integrator)
Title : METHOD 8260B
Last Update : Sat Oct 16 14:01:48 2021
Response via : Initial Calibration



Quantitation Report (QT Reviewed)

Data File : M:\MAX\DATA\211108\1109M08.D
 Acq On : 9 Nov 21 11:22
 Sample : 211109A BLK
 Misc : IS&S 8/4/21

Vial: 8
 Operator: LP,DG,CH
 Inst : Max
 Multiplr: 1.00

Quant Time: Nov 10 4:29 2021

Quant Results File: M1015W.RES

Quant Method : M:\MAX\DATA\211015\M1015W.M (RTE Integrator)
 Title : METHOD 8260B
 Last Update : Sat Oct 16 14:01:48 2021
 Response via : Initial Calibration
 DataAcq Meth : M8260

Internal Standards	R.T.	QIon	Response	Conc	Units	Dev (Min)
1) Fluorobenzene (IS)	6.38	96	396510	25.00	ppb	0.04
65) Chlorobenzene-D5 (IS)	9.53	117	344545	25.00	ppb	0.03
80) 1,4-Dichlorobenzene-D (IS)	11.85	152	212548	25.00	ppb	0.03
System Monitoring Compounds						
41) Dibromofluoromethane (S)	5.60	111	128047	26.00	ppb	0.04
Spiked Amount						
						Recovery = 104.008%
46) 1,2-DCA-D4 (S)	5.98	65	89912	26.18	ppb	0.04
Spiked Amount						
						Recovery = 104.712%
66) Toluene-D8 (S)	8.08	98	410999	25.95	ppb	0.03
Spiked Amount						
						Recovery = 103.812%
74) 4-Bromofluorobenzene (S)	10.70	95	157629	24.65	ppb	0.03
Spiked Amount						
						Recovery = 98.580%

Target Compounds

Qvalue

Quantitation Report


Data File : M:\MAX\DATA\211108\1109M08.D
Acq On : 9 Nov 21 11:22
Sample : 211109A BLK
Misc : IS&S 8/4/21

Vial: 8
Operator: LP, DG, CH
Inst : Max
Multiplr: 1.00

Quant Time: Nov 10 4:29 2021

Quant Results File: M1015W.RES

Method : M:\MAX\DATA\211015\M1015W.M (RTE Integrator)
Title : METHOD 8260B
Last Update : Sat Oct 16 14:01:48 2021
Response via : Initial Calibration



Quantitation Report (QT Reviewed)

Data File : M:\MAX\DATA\211108\1110M08.D
 Acq On : 10 Nov 21 12:07
 Sample : 211110A BLK
 Misc : IS&S 8/4/21

Vial: 8
 Operator: LP,DG,CH
 Inst : Max
 Multiplr: 1.00

Quant Time: Nov 11 7:57 2021

Quant Results File: M1015W.RES

Quant Method : M:\MAX\DATA\211015\M1015W.M (RTE Integrator)
 Title : METHOD 8260B
 Last Update : Sat Oct 16 14:01:48 2021
 Response via : Initial Calibration
 DataAcq Meth : M8260

Internal Standards	R.T.	QIon	Response	Conc	Units	Dev(Min)
1) Fluorobenzene (IS)	6.38	96	421539	25.00	ppb	0.04
65) Chlorobenzene-D5 (IS)	9.53	117	369679	25.00	ppb	0.03
80) 1,4-Dichlorobenzene-D (IS)	11.85	152	215445	25.00	ppb	0.03
System Monitoring Compounds						
41) Dibromofluoromethane(S)	5.59	111	132356	25.28	ppb	0.03
Spiked Amount				25.000		
				Recovery	=	101.124%
46) 1,2-DCA-D4(S)	5.98	65	91712	25.12	ppb	0.03
Spiked Amount				25.000		
				Recovery	=	100.464%
66) Toluene-D8(S)	8.08	98	425043	25.02	ppb	0.03
Spiked Amount				25.000		
				Recovery	=	100.060%
74) 4-Bromofluorobenzene(S)	10.70	95	159535	23.25	ppb	0.03
Spiked Amount				25.000		
				Recovery	=	92.988%

Target Compounds

Qvalue

Quantitation Report


Data File : M:\MAX\DATA\211108\1110M08.D
Acq On : 10 Nov 21 12:07
Sample : 211110A BLK
Misc : IS&S 8/4/21

Vial: 8
Operator: LP,DG,CH
Inst : Max
Multiplr: 1.00

Quant Time: Nov 11 7:57 2021

Quant Results File: M1015W.RES

Method : M:\MAX\DATA\211015\M1015W.M (RTE Integrator)
Title : METHOD 8260B
Last Update : Sat Oct 16 14:01:48 2021
Response via : Initial Calibration

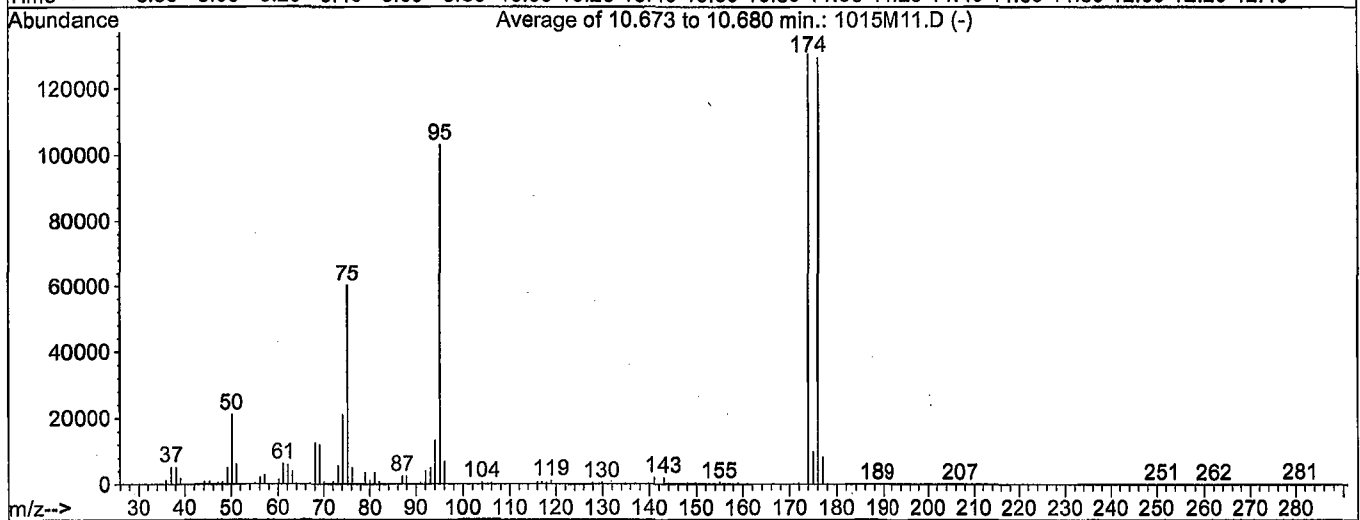
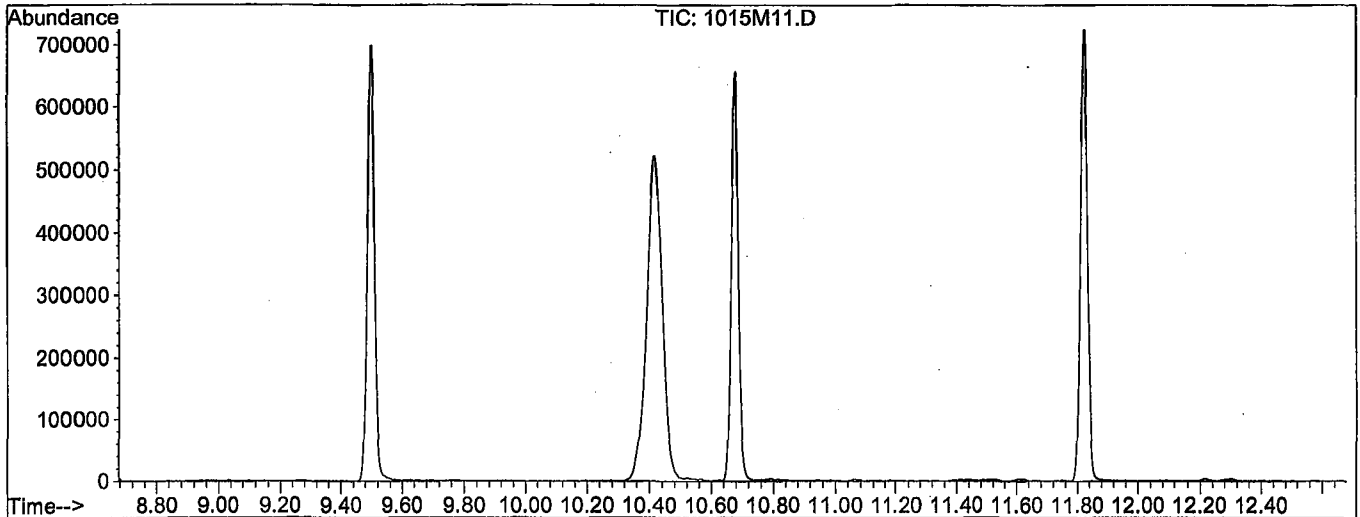


BFB

Data File : M:\MAX\DATA\211015\1015M11.D
 Acq On : 15 Oct 21 14:44
 Sample : 25ug/L BFB STD 9/23/21
 Misc : IS&S 8/4/21

Vial: 1
 Operator: LP,DG,CH
 Inst : Max
 Multiplr: 1.00

Method : M:\MAX\DATA\211015\M1015W.M (RTE Integrator)
 Title : METHOD 8260B



AutoFind: Scans 3033, 3034, 3035; Background Corrected with Scan 3020

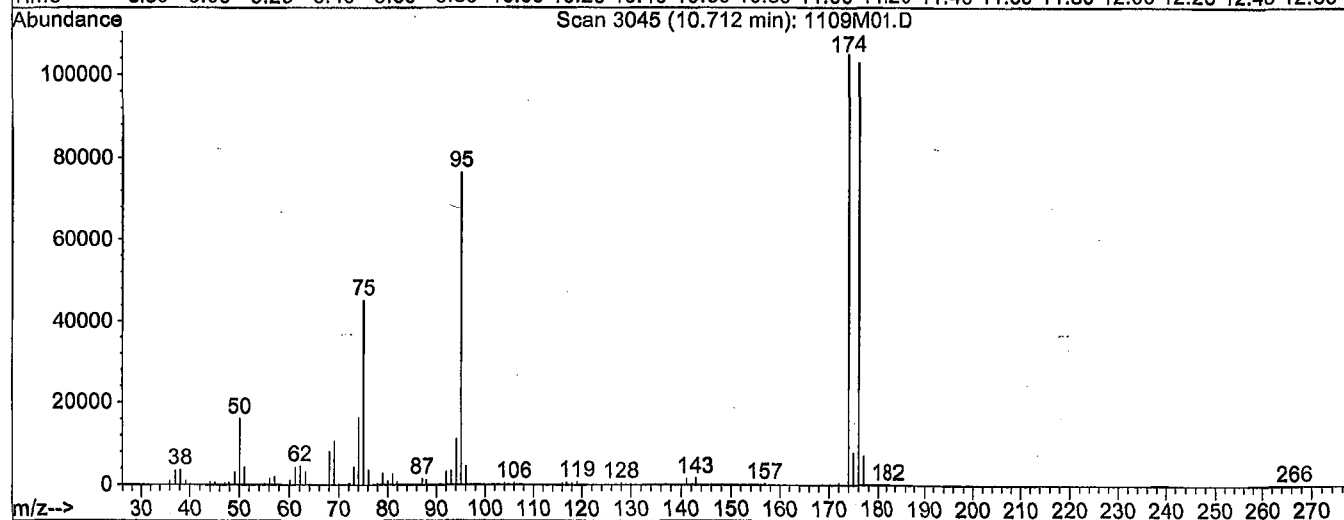
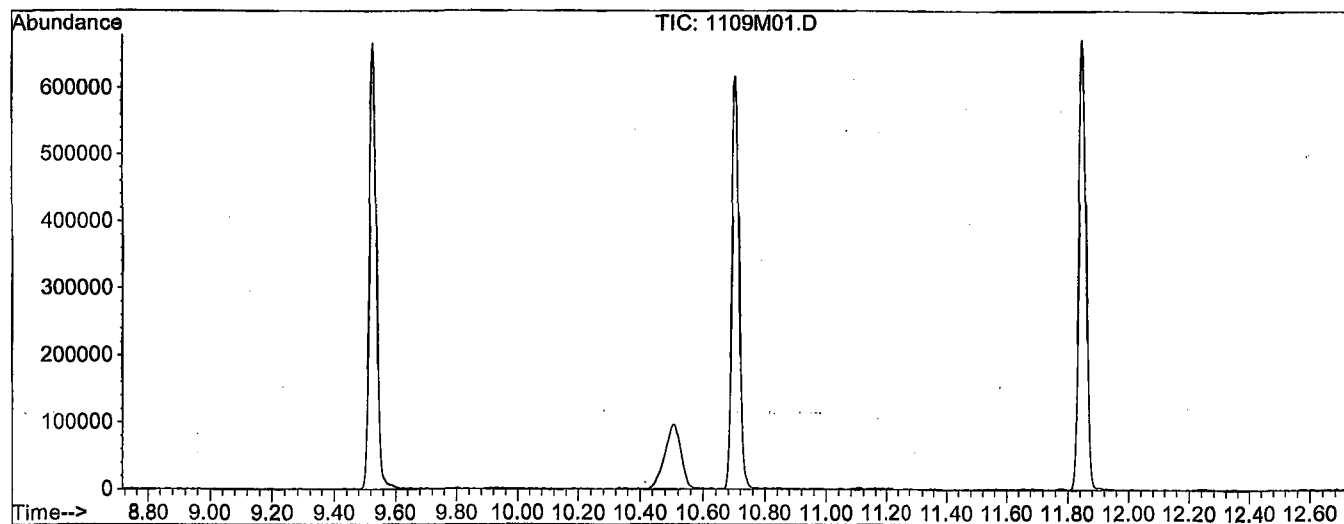
Target Mass	Rel. to Mass	Lower Limit%	Upper Limit%	Rel. Abn%	Raw Abn	Result Pass/Fail
50	95	15	40	20.4	21096	PASS
75	95	30	60	58.4	60299	PASS
95	95	100	200	100.0	103195	PASS
96	95	5	9	6.7	6920	PASS
173	174	0.00	2	0.0	0	PASS
174	95	50	200	126.6	130632	PASS
175	174	5	9	7.7	10037	PASS
176	174	95	101	99.1	129467	PASS
177	176	5	9	6.5	8355	PASS

BFB

Data File : M:\MAX\DATA\211108\1109M01.D
 Acq On : 9 Nov 21 8:03
 Sample : 25ug/L BFB STD 10/29/21
 Misc : IS&S 8/4/21

Vial: 1
 Operator: LP,DG,CH
 Inst : Max
 Multiplr: 1.00

Method : M:\MAX\DATA\210922\MGAS0825.M (RTE Integrator)
 Title : METHOD 8260B



Spectrum Information: Scan 3045

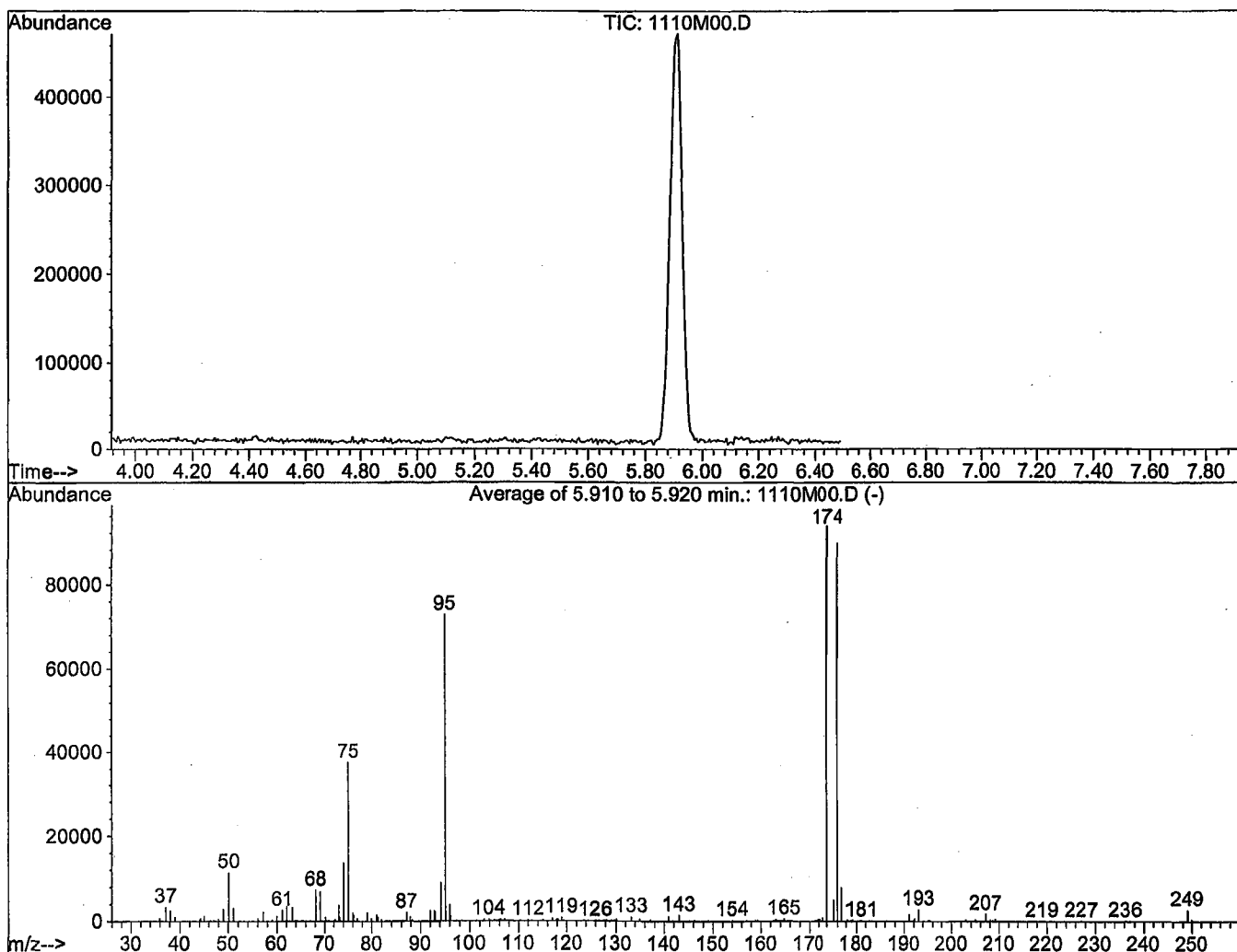
Target Mass	Rel. to Mass	Lower Limit%	Upper Limit%	Rel. Abn%	Raw Abn	Result Pass/Fail
50	95	15	40	21.0	16054	PASS
75	95	30	60	59.2	45224	PASS
95	95	100	100	100.0	76376	PASS
96	95	5	9	5.8	4460	PASS
173	174	0.00	2	0.0	0	PASS
174	95	50	200	137.6	105064	PASS
175	174	5	9	7.5	7923	PASS
176	174	95	100	98.0	102984	PASS
177	176	5	9	6.8	7023	PASS

BFB

Data File : M:\MAX\DATA\211108\1110M00.D
Acq On : 10 Nov 21 8:32
Sample : 25ug/L BFB STD 10/29/21
Misc : 2ul

Vial: 1
Operator: LP,DG,CH
Inst : Max
Multiplr: 1.00

Method : M:\MAX\DATA\211015\M1015W.M (RTE Integrator)
Title : METHOD 8260B



AutoFind: Scans 464, 465, 466; Background Corrected with Scan 448

Target Mass	Rel. to Mass	Lower Limit%	Upper Limit%	Rel. Abn%	Raw Abn	Result Pass/Fail
50	95	15	40	15.6	11393	PASS
75	95	30	60	51.6	37592	PASS
95	95	100	200	100.0	72877	PASS
96	95	5	9	5.3	3850	PASS
173	174	0.00	2	0.8	748	PASS
174	95	50	200	128.7	93805	PASS
175	174	5	9	5.3	4997	PASS
176	174	95	101	95.7	89773	PASS
177	176	5	9	8.7	7853	PASS

MAX 8260 Standard Prep

MAX 8260 Water Calibration Curve										
0.3ug/L						Prepared By (Initials): <u>CH</u>				
Prepared: 9/15/2021										
Expires: 11/3/2021										
Initial Standard Information						Final Standard Information				
Name of Initial Standard (QAU Label)	Supplier	APPL Mix Name	Conc. (ug/mL)	Reference To APPL Prep Date	Exp. Date	Exp. Date (Manufacturers)	Aliquot From Stock	Final Volume	Solvent	Final Standard Conc. (ug/L)
VOA STD. 9	Various	0.3ug/L	5	Prepared 10/13/21	12/12/2021	N/A	3uL	50mL	P&T Water	0.3
VOA STD. 1	Absolute		50	Prepared 10/13/21	12/12/2021	N/A	5uL			5
VOA STD. 2	Phenova		100	Prepared 10/13/21	12/12/2021	N/A	2.5uL			5
VOA STD. TBA	Various		250	Prepared 10/13/21	11/3/2021	N/A	2uL			10
0.5ug/L										
Prepared: 9/15/2021										
Expires: 11/3/2021										
Initial Standard Information						Final Standard Information				
Name of Initial Standard (QAU Label)	Supplier	APPL Mix Name	Conc. (ug/mL)	Reference To APPL Prep Date	Exp. Date	Exp. Date (Manufacturers)	Aliquot From Stock	Final Volume	Solvent	Final Standard Conc. (ug/L)
VOA STD. 9	Various	0.5ug/L	5	Prepared 10/13/21	12/12/2021	N/A	5uL	50mL	P&T Water	0.5
VOA STD. 1	Absolute		50	Prepared 10/13/21	12/12/2021	N/A	10uL			10
VOA STD. 2	Phenova		100	Prepared 10/13/21	12/12/2021	N/A	5uL			10
VOA STD. TBA	Various		250	Prepared 10/13/21	11/3/2021	N/A	5uL			25
1.0ug/L										
Prepared: 9/15/2021										
Expires: 11/3/2021										
Initial Standard Information						Final Standard Information				
Name of Initial Standard (QAU Label)	Supplier	APPL Mix Name	Conc. (ug/mL)	Reference To APPL Prep Date	Exp. Date	Exp. Date (Manufacturers)	Aliquot From Stock	Final Volume	Solvent	Final Standard Conc. (ug/L)
VOA STD. 9	Various	1.0ug/L	5	Prepared 10/13/21	12/12/2021	N/A	10uL	50mL	P&T Water	1
VOA STD. 1	Absolute		50	Prepared 10/13/21	12/12/2021	N/A	20uL			20
VOA STD. 2	Phenova		100	Prepared 10/13/21	12/12/2021	N/A	10uL			20
VOA STD. TBA	Various		250	Prepared 10/13/21	11/3/2021	N/A	10uL			50
2.0ug/L										
Prepared: 9/15/2021										
Expires: 11/3/2021										
Initial Standard Information						Final Standard Information				
Name of Initial Standard (QAU Label)	Supplier	APPL Mix Name	Conc. (ug/mL)	Reference To APPL Prep Date	Exp. Date	Exp. Date (Manufacturers)	Aliquot From Stock	Final Volume	Solvent	Final Standard Conc. (ug/L)
VOA STD. 9	Various	2.0ug/L	5	Prepared 10/13/21	12/12/2021	N/A	20uL	50mL	P&T Water	2
VOA STD. 1	Absolute		50	Prepared 10/13/21	12/12/2021	N/A	30uL			30
VOA STD. 2	Phenova		100	Prepared 10/13/21	12/12/2021	N/A	15uL			30
VOA STD. TBA	Various		250	Prepared 10/13/21	11/3/2021	N/A	15uL			75
5ug/L										
Prepared: 9/15/2021										
Expires: 11/3/2021										
Initial Standard Information						Final Standard Information				
Name of Initial Standard (QAU Label)	Supplier	APPL Mix Name	Conc. (ug/mL)	Reference To APPL Prep Date	Exp. Date	Exp. Date (Manufacturers)	Aliquot From Stock	Final Volume	Solvent	Final Standard Conc. (ug/L)
VOA STD. 7	Various	5ug/L	50	Prepared 10/13/21	12/12/2021	N/A	5uL	50mL	P&T Water	5
VOA STD. 8	Phenova		50	Prepared 10/13/21	11/3/2021	N/A	5uL			5
VOA STD. 1	Absolute		50	Prepared 10/13/21	12/12/2021	N/A	40uL			40
VOA STD. 2	Phenova		100	Prepared 10/13/21	12/12/2021	N/A	20uL			20
VOA STD. TBA	Various		250	Prepared 10/13/21	11/3/2021	N/A	20uL			100
10ug/L										
Prepared: 9/15/2021										
Expires: 11/3/2021										
Initial Standard Information						Final Standard Information				
Name of Initial Standard (QAU Label)	Supplier	APPL Mix Name	Conc. (ug/mL)	Reference To APPL Prep Date	Exp. Date	Exp. Date (Manufacturers)	Aliquot From Stock	Final Volume	Solvent	Final Standard Conc. (ug/L)
VOA STD. 7	Various	10ug/L	50	Prepared 10/13/21	12/12/2021	N/A	10uL	50mL	P&T Water	10
VOA STD. 8	Phenova		50	Prepared 10/13/21	11/3/2021	N/A	10uL			10
VOA STD. 1	Absolute		50	Prepared 10/13/21	12/12/2021	N/A	50uL			50
VOA STD. 2	Phenova		100	Prepared 10/13/21	12/12/2021	N/A	25uL			50
VOA STD. TBA	Various		250	Prepared 10/13/21	11/3/2021	N/A	25uL			125

20ug/L										
Prepared: 9/15/2021										
Expires: 11/3/2021										
Initial Standard Information							Final Standard Information			
Name of Initial Standard (QAU Label)	Supplier	APPL Mix Name	Conc. (ug/mL)	Reference To APPL Prep Date	Exp. Date	Exp. Date (Manufacturers)	Aliquot From Stock	Final Volume	Solvent	Final Standard Conc. (ug/L)
VOA STD. 7	Various	20ug/L	50	Prepared 10/13/21	12/12/2021	N/A	20uL	50mL	P&T Water	20
VOA STD. 8	Phenova		50	Prepared 10/13/21	11/3/2021	N/A	20uL			20
VOA STD. 1	Absolute		50	Prepared 10/13/21	12/12/2021	N/A	60uL			60
VOA STD. 2	Phenova		100	Prepared 10/13/21	12/12/2021	N/A	30uL			60
VOA STD. TBA	Various		250	Prepared 10/13/21	11/3/2021	N/A	30uL			150
40ug/L										
Prepared: 9/15/2021										
Expires: 11/3/2021										
Initial Standard Information							Final Standard Information			
Name of Initial Standard (QAU Label)	Supplier	APPL Mix Name	Conc. (ug/mL)	Reference To APPL Prep Date	Exp. Date	Exp. Date (Manufacturers)	Aliquot From Stock	Final Volume	Solvent	Final Standard Conc. (ug/L)
VOA STD. 7	Various	40ug/L	50	Prepared 10/13/21	12/12/2021	N/A	40uL	50mL	P&T Water	40
VOA STD. 8	Phenova		50	Prepared 10/13/21	11/3/2021	N/A	40uL			40
VOA STD. 1	Absolute		50	Prepared 10/13/21	12/12/2021	N/A	80uL			80
VOA STD. 2	Phenova		100	Prepared 10/13/21	12/12/2021	N/A	40uL			80
VOA STD. TBA	Various		250	Prepared 10/13/21	11/3/2021	N/A	35uL			175
100ug/L										
Prepared: 9/15/2021										
Expires: 11/3/2021										
Initial Standard Information							Final Standard Information			
Name of Initial Standard (QAU Label)	Supplier	APPL Mix Name	Conc. (ug/mL)	Reference To APPL Prep Date	Exp. Date	Exp. Date (Manufacturers)	Aliquot From Stock	Final Volume	Solvent	Final Standard Conc. (ug/L)
VOA STD. 7	Various	100ug/L	50	Prepared 10/13/21	12/12/2021	N/A	100uL	50mL	P&T Water	100
VOA STD. 8	Phenova		50	Prepared 10/13/21	11/3/2021	N/A	100uL			100
VOA STD. 1	Absolute		50	Prepared 10/13/21	12/12/2021	N/A	100uL			100
VOA STD. 2	Phenova		100	Prepared 10/13/21	12/12/2021	N/A	50uL			100
VOA STD. TBA	Various		250	Prepared 10/13/21	11/3/2021	N/A	40uL			200
MAX 8260 Water Second Source (SS)										
Prepared: 9/15/2021										
Expires: 11/3/2021										
							Prepared By (Initials): CH			
Initial Standard Information							Final Standard Information			
Name of Initial Standard (QAU Label)	Supplier	APPL Mix Name	Conc. (ug/mL)	Reference To APPL Prep Date	Exp. Date	Exp. Date (Manufacturers)	Aliquot From Stock	Final Volume	Solvent	Final Standard Conc. (ug/L)
VOA STD. 3	Phenova	8260 Water SS	100	Prepared 10/13/21	12/12/2021	N/A	25uL	50mL	P&T Water	50
VOA STD. GASES	Phenova	8260 Water SS	50	Prepared 10/13/21	12/12/2021	N/A	10uL			10
VOA STD. 0	Phenova	8260 Water SS	50	Prepared 10/13/21	12/12/2021	N/A	10uL			10
VOA STD. 2-CEVE	Absolute	8260 Water SS	50	Prepared 10/13/21	10/13/2021	N/A	50uL			50
VOA STD. 6	Various	8260 Water SS	50	Prepared 10/13/21	11/3/2021	N/A	10uL			10
Voa STD. TBA	Various	8260 Water SS	250	Prepared 10/13/21	11/3/2021	N/A	25uL			250
8260 Water Continuing Calibrations (CCV)/ Lab Control Spikes (LCS)										
Prepared: 9/15/2021										
Expires: 9/16/2021										
							Prepared By (Initials): CH			
Initial Standard Information							Final Standard Information			
Name of Initial Standard (QAU Label)	Supplier	APPL Mix Name	Conc. (ug/mL)	Reference To APPL Prep Date	Exp. Date	Exp. Date (Manufacturers)	Aliquot From Stock	Final Volume	Solvent	Final Standard Conc. (ug/L)
VOA STD. 7	Various	CCV/ LCS	50	Prepared 10/13/21	12/12/2021	N/A	10uL	50mL	P&T Water	10
VOA STD. 8	Phenova	CCV/ LCS	50	Prepared 10/13/21	11/3/2021	N/A	10uL			10
VOA STD. 1	Absolute	CCV/ LCS	50	Prepared 10/13/21	12/12/2021	N/A	50uL			50
VOA STD. 2	Phenova	CCV/ LCS	100	Prepared 10/13/21	12/12/2021	N/A	25uL			50
VOA STD. TBA	Various	CCV/ LCS	250	Prepared 10/13/21	11/3/2021	N/A	25uL			250

Injection Log

Directory: M:\MAX\DATA\211015\

Line	Vial	FileName	Multiplier	SampleName	Misc Info	Injected
1	1	1015M11.D	1	25ug/L BFB STD 9/23/21	IS&S 8/4/21	15 Oct 21 14:44
2	2	1015M12.D	1	0.3ug/L VOC STD 10/15/21	IS&S 8/4/21	15 Oct 21 15:12
3	3	1015M13.D	1	0.5ug/L VOC STD 10/15/21	IS&S 8/4/21	15 Oct 21 15:41
4	4	1015M14.D	1	1ug/L VOC STD 10/15/21	IS&S 8/4/21	15 Oct 21 16:09
5	5	1015M15.D	1	2ug/L VOC STD 10/15/21	IS&S 8/4/21	15 Oct 21 16:38
6	6	1015M16.D	1	5ug/L VOC STD 10/15/21	IS&S 8/4/21	15 Oct 21 17:06
7	7	1015M17.D	1	10ug/L VOC STD 10/15/21	IS&S 8/4/21	15 Oct 21 17:35
8	8	1015M18.D	1	20ug/L VOC STD 10/15/21	IS&S 8/4/21	15 Oct 21 18:03
9	9	1015M19.D	1	40ug/L VOC STD 10/15/21	IS&S 8/4/21	15 Oct 21 18:31
10	10	1015M20.D	1	100ug/L VOC STD 10/15/21	IS&S 8/4/21	15 Oct 21 19:00
11	12	1015M22.D	1	(SS) 10ug/L VOC STD 10/15/21	IS&S 8/4/21	15 Oct 21 19:57

Injection Log

Directory: M:\MAX\DATA\211108\

Line	Vial	FileName	Multiplier	SampleName	Misc Info	Injected
1	1	1109M01.D	1	25ug/L BFB STD 10/29/21	IS&S 8/4/21	9 Nov 21 8:03
2	2	1109M02.D	1	211109A CCV 10ug/L	IS&S 8/4/21	9 Nov 21 8:32
3	3	1109M03.D	1	211109A LCS 10ug/L	IS&S 8/4/21	9 Nov 21 9:00
4	4	1109M04.D	1	211109A LCSD 10ug/L	IS&S 8/4/21	9 Nov 21 9:28
5	8	1109M08.D	1	211109A BLK	IS&S 8/4/21	9 Nov 21 11:22
6	14	1109M14.D	1	BA45107W01	IS&S 8/4/21	9 Nov 21 14:12
7	15	1109M15.D	1	BA45108W01	IS&S 8/4/21	9 Nov 21 14:41
8	16	1109M16.D	1	BA45109W01	IS&S 8/4/21	9 Nov 21 15:09
9	17	1109M17.D	1	BA45110W01	IS&S 8/4/21	9 Nov 21 15:38
10	18	1109M18.D	1	BA45111W01	IS&S 8/4/21	9 Nov 21 16:06
11	23	1109M52.D	1	Ending CCV 10ug/L 11/9/21	IS&S 8/4/21	10 Nov 21 7:35

Injection Log

Directory: M:\MAX\DATA\211108\

Line	Vial	FileName	Multiplier	SampleName	Misc Info	Injected
1	1	1110M00.D	1	25ug/L BFB STD 10/29/21	2ul	10 Nov 21 8:32
2	2	1110M02.D	1	211110A CCV 10ug/L	IS&S 8/4/21	10 Nov 21 9:17
3	3	1110M03.D	1	211110A LCS 10ug/L	IS&S 8/4/21	10 Nov 21 9:45
4	4	1110M04.D	1	211110A LCSD 10ug/L	IS&S 8/4/21	10 Nov 21 10:14
5	8	1110M08.D	1	211110A BLK	IS&S 8/4/21	10 Nov 21 12:07
6	9	1110M09.D	1	BA45112W02	IS&S 8/4/21	10 Nov 21 12:36
7	10	1110M10.D	1	BA45113W03	IS&S 8/4/21	10 Nov 21 13:04
8	11	1110M11.D	1	BA45114W02	IS&S 8/4/21	10 Nov 21 13:32
9	16	1110M16.D	1	Ending CCV 10ug/L 11/10/21	IS&S 8/4/21	10 Nov 21 15:54

ORGANICS
Calibration Data

VOLATILE ORGANIC ANALYSIS BY
EPA METHOD 8260B

Form 6
Initial Calibration

Lab Name: APPL, Inc.

SDG No: _____

Case No: _____

Initial Cal. Date: 8/25/2021

Matrix: _____

Instrument: Max

Initials: _____

0825M12.D 0825M13.D 0825M14.D 0825M15.D 0825M16.D 0825M17.D 0825M18.D 0825M19.D 0825M20.D

	Compound	1	2	3	4	5	6	7	8	9		Avg	%RSD	Type	r ²	Q	MRF
1	I Fluorobenzene (IS)																
2	S Dibromofluoromethane(S)	0.3523	0.3417	0.2807	0.2859	0.2870	0.2956	0.2984	0.3009	0.2709		0.30	9.1	S			
3	S 1,2-DCA-D4(S)	0.2194	0.2154	0.1883	0.1930	0.1953	0.1908	0.1985	0.2034	0.1791		0.20	6.5	S			
4	I Chlorobenzene-D5 (IS)																
5	S Toluene-D8(S)	1.390	1.326	1.153	1.099	1.153	1.163	1.121	1.122	1.024		1.2	9.8	S			
6	S 4-Bromofluorobenzene(S)	0.5362	0.5171	0.4075	0.4294	0.4615	0.4643	0.4388	0.4514	0.4103		0.46	9.7	S			
7	I 1,4-Dichlorobenzene-D (IS)																
8																	
9																	
10																	
11																	
12																	
13																	
14																	
15																	
16																	
17																	
18																	
19																	
20																	
21																	
22																	
23																	
24																	
25																	
26																	
27																	
28																	
29																	
30																	
31																	
32																	
33																	
34																	
35																	

Quantitation Report (Not Reviewed)

Data File : M:\MAX\DATA\210825\0825M12.D
 Acq On : 25 Aug 21 15:15
 Sample : 0.3ug/L VOC STD 8/25/21
 Misc : IS&S 6/4/21

Vial: 2
 Operator: LP,DG,CH
 Inst : Max
 Multiplr: 1.00

Quant Time: Aug 26 16:25 2021

Quant Results File: M0825SUR.RES

Quant Method : M:\MAX\DATA\210825\M0825SUR.M (RTE Integrator)
 Title : METHOD 8260B
 Last Update : Thu Aug 26 11:16:48 2021
 Response via : Initial Calibration
 DataAcq Meth : M8260_081021

Internal Standards	R.T.	QIon	Response	Conc	Units	Dev (Min)
1) Fluorobenzene (IS)	6.21	96	268418	25.00	ppb	0.00
4) Chlorobenzene-D5 (IS)	9.41	117	221472	25.00	ppb	0.00
7) 1,4-Dichlorobenzene-D (IS)	11.75	152	137587	25.00	ppb	0.00
System Monitoring Compounds						
2) Dibromofluoromethane(S)	5.41	111	18913	5.84	ppb	0.00
Spiked Amount	25.000		Recovery	=	23.372%	
3) 1,2-DCA-D4(S)	5.81	65	11779	5.54	ppb	0.00
Spiked Amount	25.000		Recovery	=	22.148%	
5) Toluene-D8(S)	7.95	98	61590	5.93	ppb	0.00
Spiked Amount	25.000		Recovery	=	23.720%	
6) 4-Bromofluorobenzene(S)	10.60	95	23749	5.86	ppb	0.00
Spiked Amount	25.000		Recovery	=	23.444%	

Target Compounds

Qvalue

Quantitation Report

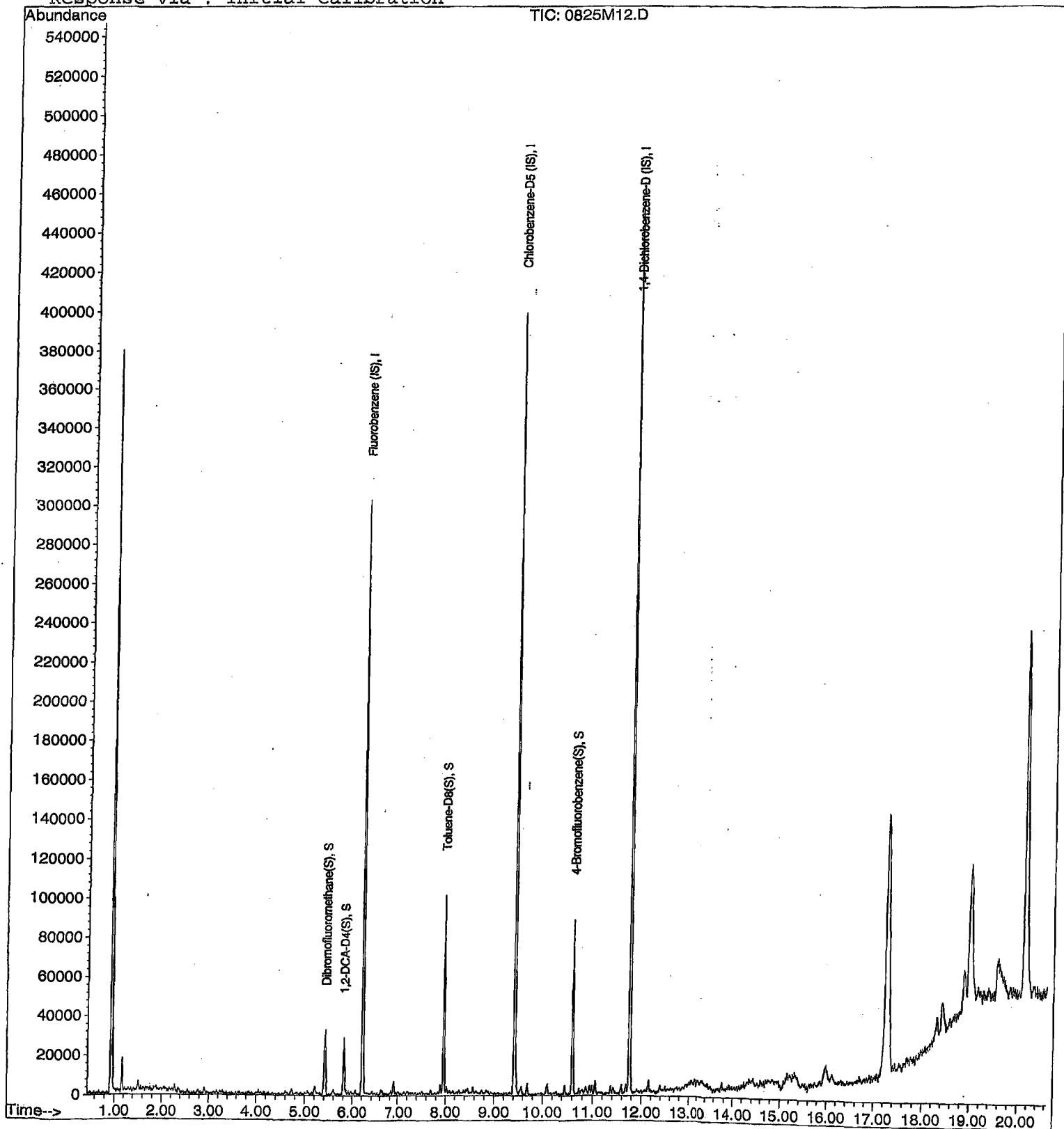
Data File : M:\MAX\DATA\210825\0825M12.D
Acq On : 25 Aug 21 15:15
Sample : 0.3ug/L VOC STD 8/25/21
Misc : IS&S 6/4/21

Vial: 2
Operator: LP,DG,CH
Inst : Max
Multiplr: 1.00

Quant Time: Aug 26 16:25 2021

Quant Results File: M0825SUR.RES

Method : M:\MAX\DATA\210825\M0825SUR.M (RTE Integrator)
Title : METHOD 8260B
Last Update : Thu Aug 26 11:16:48 2021
Response via : Initial Calibration



Data File : M:\MAX\DATA\210825\0825M13.D
 Acq On : 25 Aug 21 15:43
 Sample : 0.5ug/L VOC STD 8/25/21
 Misc : IS&S 6/4/21

Vial: 3
 Operator: LP,DG,CH
 Inst : Max
 Multiplr: 1.00

Quant Time: Aug 26 16:25 2021

Quant Results File: M0825SUR.RES

Quant Method : M:\MAX\DATA\210825\M0825SUR.M (RTE Integrator)
 Title : METHOD 8260B
 Last Update : Thu Aug 26 11:16:48 2021
 Response via : Initial Calibration
 DataAcq Meth : M8260_081021

Internal Standards	R.T.	QIon	Response	Conc	Units	Dev(Min)
1) Fluorobenzene (IS)	6.21	96	270425	25.00	ppb	0.00
4) Chlorobenzene-D5 (IS)	9.41	117	226950	25.00	ppb	0.00
7) 1,4-Dichlorobenzene-D (IS)	11.75	152	138629	25.00	ppb	0.00
System Monitoring Compounds						
2) Dibromofluoromethane(S)	5.42	111	18480	5.67	ppb	0.00
Spiked Amount			Recovery	=	22.664%	
3) 1,2-DCA-D4(S)	5.81	65	11650	5.44	ppb	0.00
Spiked Amount			Recovery	=	21.744%	
5) Toluene-D8(S)	7.95	98	60175	5.65	ppb	0.00
Spiked Amount			Recovery	=	22.616%	
6) 4-Bromofluorobenzene(S)	10.60	95	23472	5.65	ppb	0.00
Spiked Amount			Recovery	=	22.612%	

Target Compounds

Qvalue

Quantitation Report

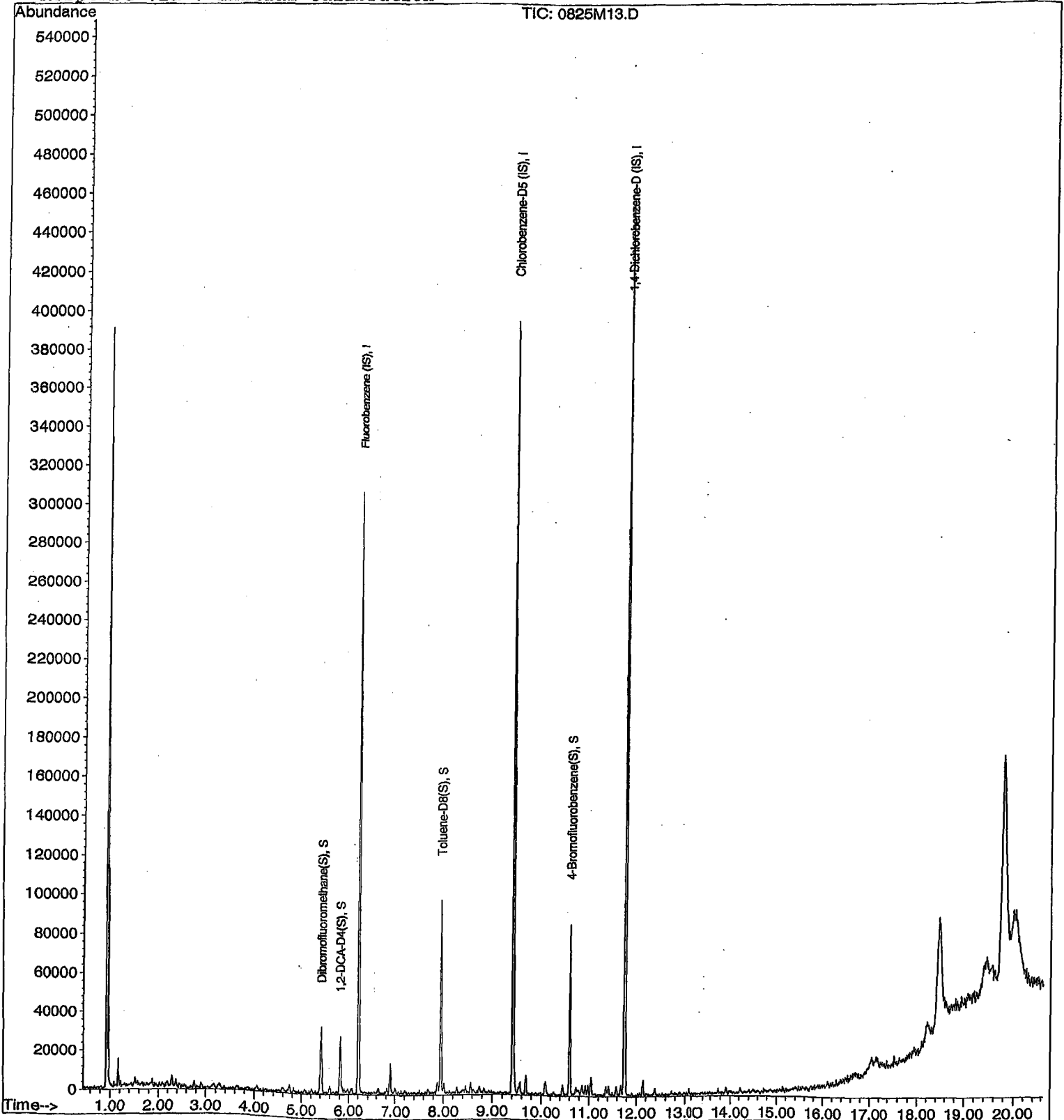
Data File : M:\MAX\DATA\210825\0825M13.D
Acq On : 25 Aug 21 15:43
Sample : 0.5ug/L VOC STD 8/25/21
Misc : IS&S 6/4/21

Vial: 3
Operator: LP,DG,CH
Inst : Max
Multiplr: 1.00

Quant Time: Aug 26 16:25 2021

Quant Results File: M0825SUR.RES

Method : M:\MAX\DATA\210825\M0825SUR.M (RTE Integrator)
Title : METHOD 8260B
Last Update : Thu Aug 26 11:16:48 2021
Response via : Initial Calibration



Quantitation Report (Not Reviewed)

Data File : M:\MAX\DATA\210825\0825M14.D
 Acq On : 25 Aug 21 16:11
 Sample : 1ug/L VOC STD 8/25/21
 Misc : IS&S 6/4/21

Vial: 4
 Operator: LP,DG,CH
 Inst : Max
 Multiplr: 1.00

Quant Time: Aug 26 16:25 2021

Quant Results File: M0825SUR.RES

Quant Method : M:\MAX\DATA\210825\M0825SUR.M (RTE Integrator)
 Title : METHOD 8260B
 Last Update : Thu Aug 26 11:16:48 2021
 Response via : Initial Calibration
 DataAcq Meth : M8260_081021

Internal Standards	R.T.	QIon	Response	Conc	Units	Dev(Min)
1) Fluorobenzene (IS)	6.22	96	261019	25.00	ppb	0.00
4) Chlorobenzene-D5 (IS)	9.41	117	222702	25.00	ppb	0.00
7) 1,4-Dichlorobenzene-D (IS)	11.75	152	137225	25.00	ppb	0.00
System Monitoring Compounds						
2) Dibromofluoromethane(S)	5.41	111	29305	9.31	ppb	0.00
Spiked Amount	25.000		Recovery	=	37.236%	
3) 1,2-DCA-D4(S)	5.81	65	19664	9.51	ppb	0.00
Spiked Amount	25.000		Recovery	=	38.024%	
5) Toluene-D8(S)	7.95	98	102711	9.84	ppb	0.00
Spiked Amount	25.000		Recovery	=	39.340%	
6) 4-Bromofluorobenzene(S)	10.60	95	36297	8.91	ppb	0.00
Spiked Amount	25.000		Recovery	=	35.632%	

Target Compounds

Qvalue

Quantitation Report

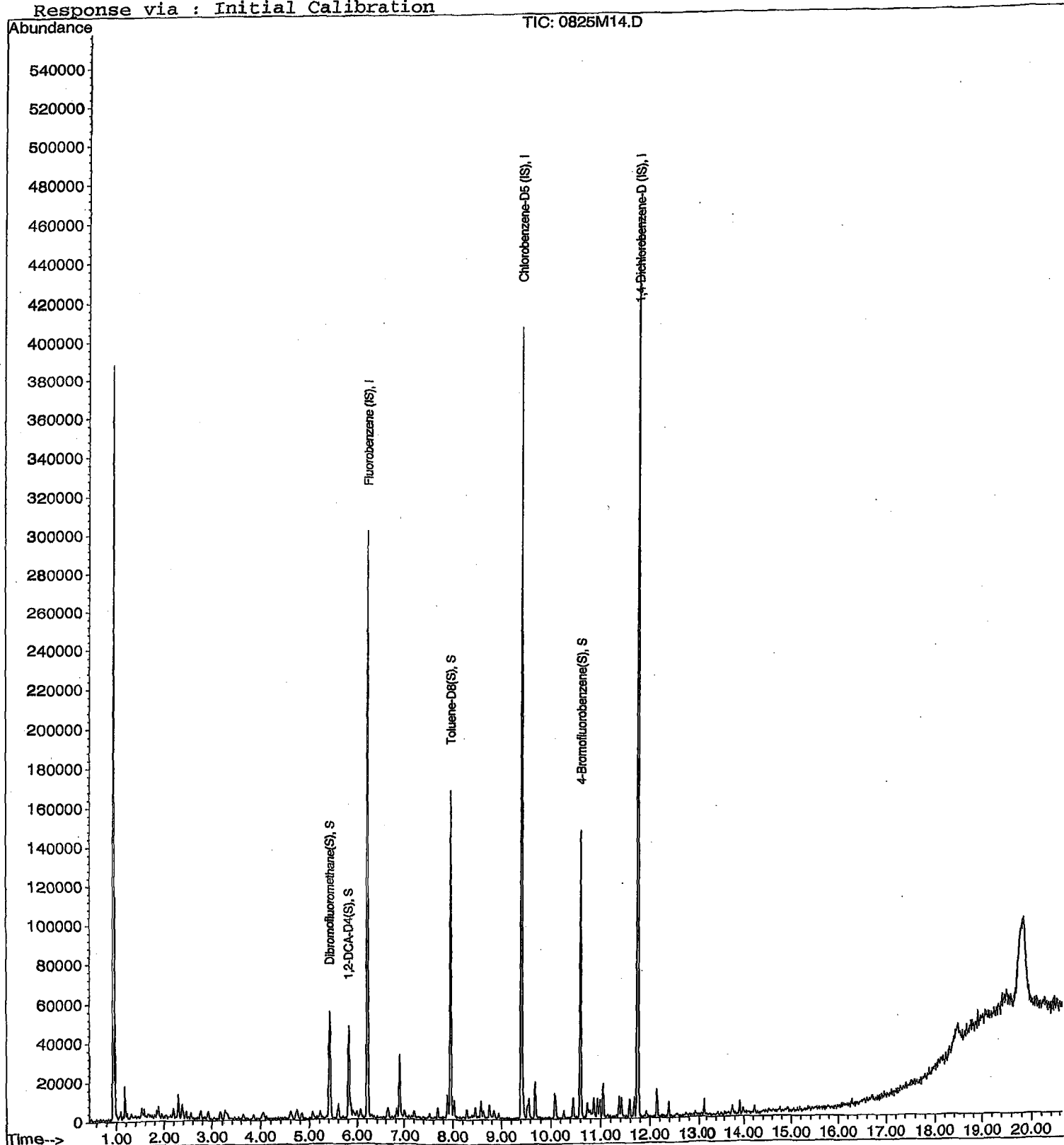
Data File : M:\MAX\DATA\210825\0825M14.D
Acq On : 25 Aug 21 16:11
Sample : 1ug/L VOC STD 8/25/21
Misc : IS&S 6/4/21

Vial: 4
Operator: LP, DG, CH
Inst : Max
Multiplr: 1.00

Quant Time: Aug 26 16:25 2021

Quant Results File: M0825SUR.RES

Method : M:\MAX\DATA\210825\M0825SUR.M (RTE Integrator)
Title : METHOD 8260B
Last Update : Thu Aug 26 11:16:48 2021
Response via : Initial Calibration



Quantitation Report (Not Reviewed)

Data File : M:\MAX\DATA\210825\0825M15.D
 Acq On : 25 Aug 21 16:39
 Sample : 2ug/L VOC STD 8/25/21
 Misc : IS&S 6/4/21

Vial: 5
 Operator: LP,DG,CH
 Inst : Max
 Multiplr: 1.00

Quant Time: Aug 26 16:25 2021

Quant Results File: M0825SUR.RES

Quant Method : M:\MAX\DATA\210825\M0825SUR.M (RTE Integrator)
 Title : METHOD 8260B
 Last Update : Thu Aug 26 11:16:48 2021
 Response via : Initial Calibration
 DataAcq Meth : M8260_081021

Internal Standards	R.T.	QIon	Response	Conc	Units	Dev(Min)
1) Fluorobenzene (IS)	6.21	96	260699	25.00	ppb	0.00
4) Chlorobenzene-D5 (IS)	9.42	117	218570	25.00	ppb	0.00
7) 1,4-Dichlorobenzene-D (IS)	11.75	152	137104	25.00	ppb	0.00
System Monitoring Compounds						
2) Dibromofluoromethane(S)	5.41	111	29818	9.48	ppb	0.00
Spiked Amount	25.000		Recovery	=	37.936%	
3) 1,2-DCA-D4(S)	5.82	65	20128	9.74	ppb	0.00
Spiked Amount	25.000		Recovery	=	38.968%	
5) Toluene-D8(S)	7.95	98	96059	9.37	ppb	0.00
Spiked Amount	25.000		Recovery	=	37.488%	
6) 4-Bromofluorobenzene(S)	10.60	95	37545	9.39	ppb	0.00
Spiked Amount	25.000		Recovery	=	37.556%	

Target Compounds

Qvalue

Quantitation Report

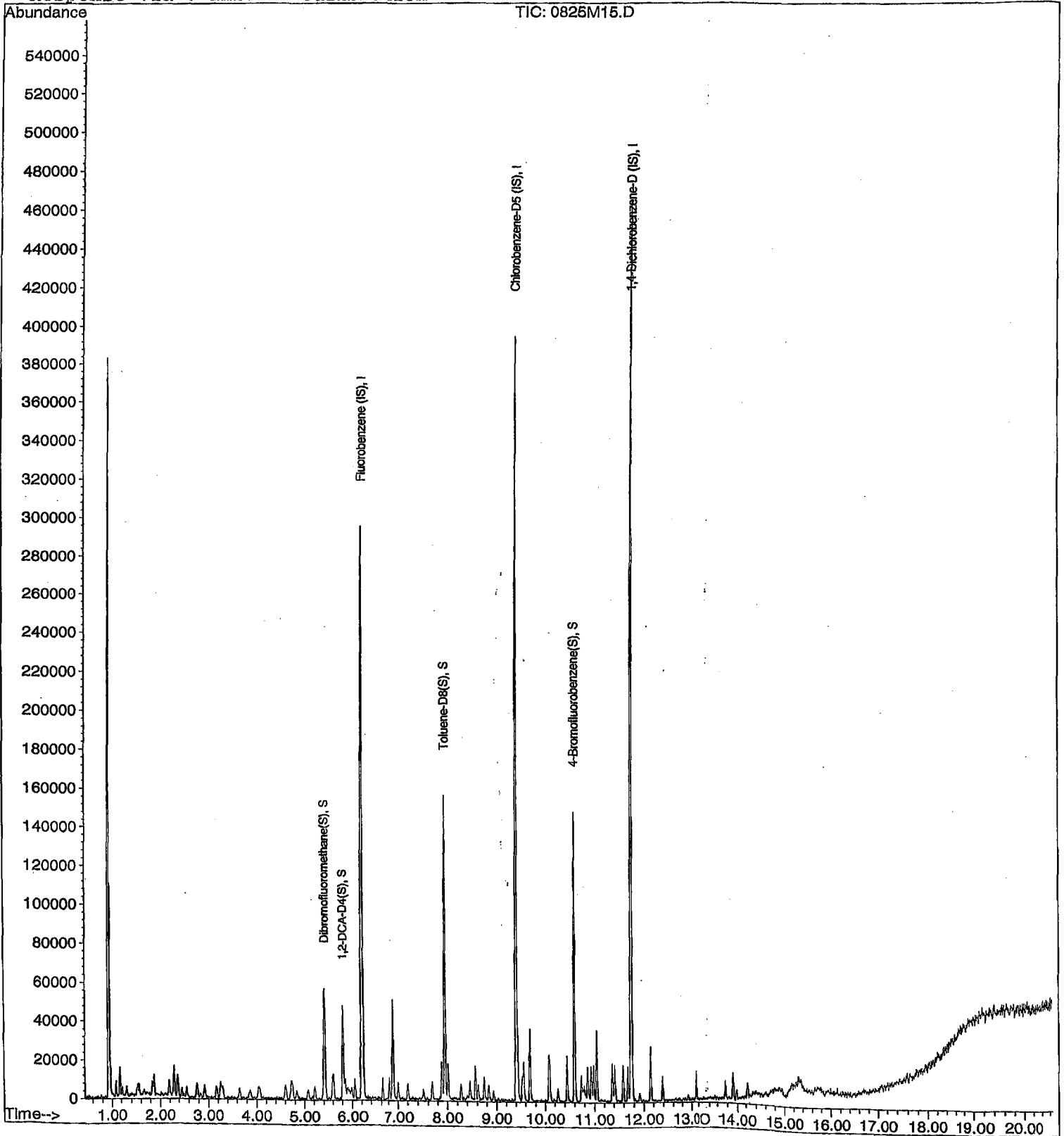
Data File : M:\MAX\DATA\210825\0825M15.D
Acq On : 25 Aug 21 16:39
Sample : 2ug/L VOC STD 8/25/21
Misc : IS&S 6/4/21

Vial: 5
Operator: LP,DG,CH
Inst : Max
Multiplr: 1.00

Quant Time: Aug 26 16:25 2021

Quant Results File: M0825SUR.RES

Method : M:\MAX\DATA\210825\M0825SUR.M (RTE Integrator)
Title : METHOD 8260B
Last Update : Thu Aug 26 11:16:48 2021
Response via : Initial Calibration



Quantitation Report (Not Reviewed)

Data File : M:\MAX\DATA\210825\0825M16.D
 Acq On : 25 Aug 21 17:07
 Sample : 5ug/L VOC STD 8/25/21
 Misc : IS&S 6/4/21

Vial: 6
 Operator: LP,DG,CH
 Inst : Max
 Multiplr: 1.00

Quant Time: Aug 26 16:25 2021

Quant Results File: M0825SUR.RES

Quant Method : M:\MAX\DATA\210825\M0825SUR.M (RTE Integrator)
 Title : METHOD 8260B
 Last Update : Thu Aug 26 11:16:48 2021
 Response via : Initial Calibration
 DataAcq Meth : M8260_081021

Internal Standards	R.T.	QIon	Response	Conc	Units	Dev(Min)
1) Fluorobenzene (IS)	6.21	96	261599	25.00	ppb	0.00
4) Chlorobenzene-D5 (IS)	9.41	117	219379	25.00	ppb	0.00
7) 1,4-Dichlorobenzene-D (IS)	11.75	152	136215	25.00	ppb	0.00
System Monitoring Compounds						
2) Dibromofluoromethane(S)	5.41	111	75090	23.80	ppb	0.00
Spiked Amount						Recovery = 95.204%
3) 1,2-DCA-D4(S)	5.81	65	51096	24.65	ppb	0.00
Spiked Amount						Recovery = 98.580%
5) Toluene-D8(S)	7.95	98	252960	24.59	ppb	0.00
Spiked Amount						Recovery = 98.356%
6) 4-Bromofluorobenzene(S)	10.60	95	101253	25.23	ppb	0.00
Spiked Amount						Recovery = 100.908%

Target Compounds

Qvalue

Quantitation Report

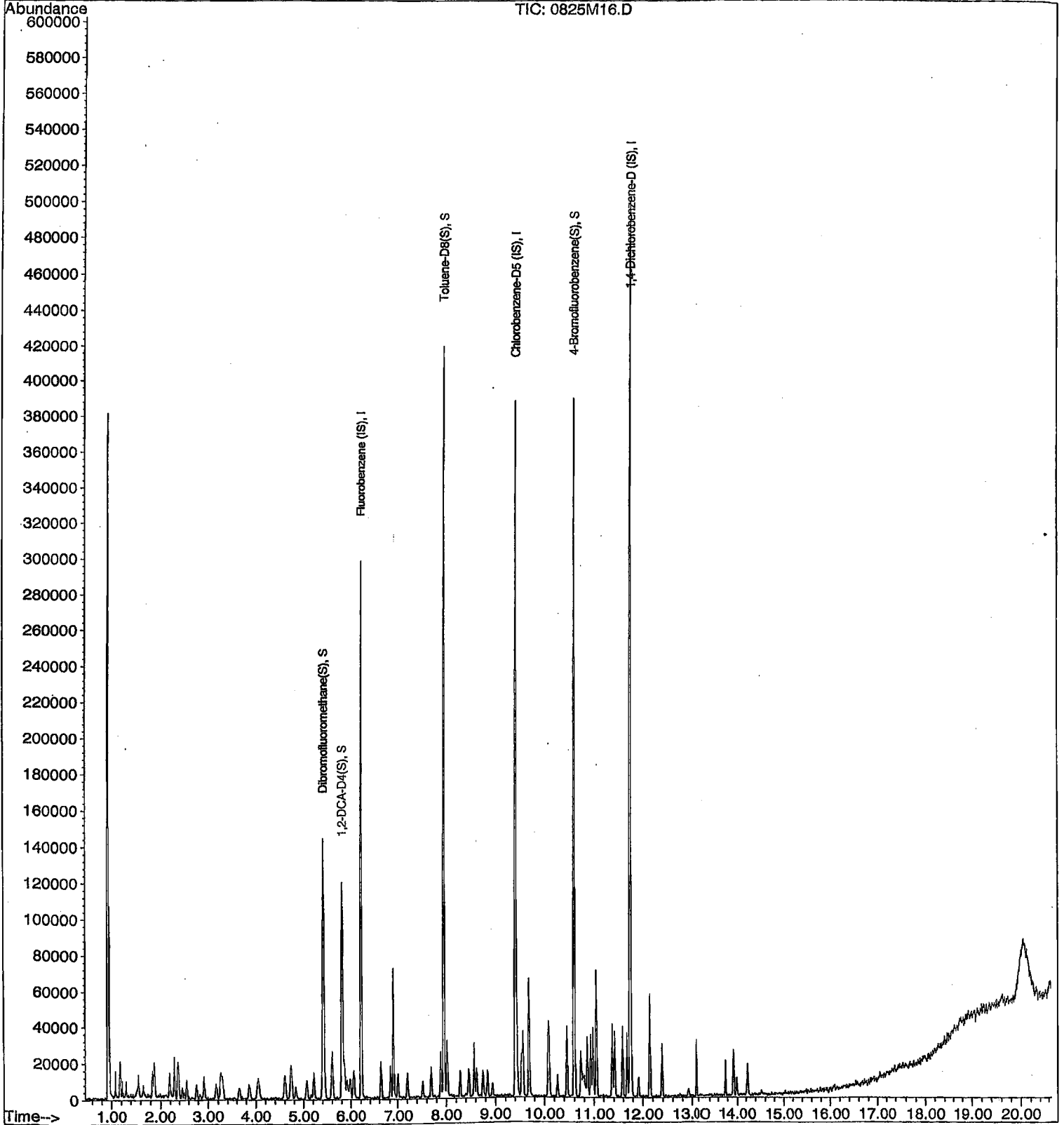
Data File : M:\MAX\DATA\210825\0825M16.D
Acq On : 25 Aug 21 17:07
Sample : 5ug/L VOC STD 8/25/21
Misc : IS&S 6/4/21

Vial: 6
Operator: LP,DG,CH
Inst : Max
Multiplr: 1.00

Quant Time: Aug 26 16:25 2021

Quant Results File: M0825SUR.RES

Method : M:\MAX\DATA\210825\M0825SUR.M (RTE Integrator)
Title : METHOD 8260B
Last Update : Thu Aug 26 11:16:48 2021
Response via : Initial Calibration



Quantitation Report (Not Reviewed)

Data File : M:\MAX\DATA\210825\0825M17.D
 Acq On : 25 Aug 21 17:35
 Sample : 10ug/L VOC STD 8/25/21
 Misc : IS&S 6/4/21

Vial: 7
 Operator: LP,DG,CH
 Inst : Max
 Multiplr: 1.00

Quant Time: Aug 26 16:25 2021

Quant Results File: M0825SUR.RES

Quant Method : M:\MAX\DATA\210825\M0825SUR.M (RTE Integrator)
 Title : METHOD 8260B
 Last Update : Thu Aug 26 11:16:48 2021
 Response via : Initial Calibration
 DataAcq Meth : M8260_081021

Internal Standards	R.T.	QIon	Response	Conc	Units	Dev(Min)
1) Fluorobenzene (IS)	6.21	96	260876	25.00	ppb	0.00
4) Chlorobenzene-D5 (IS)	9.41	117	215380	25.00	ppb	0.00
7) 1,4-Dichlorobenzene-D (IS)	11.75	152	136295	25.00	ppb	0.00
System Monitoring Compounds						
2) Dibromofluoromethane(S)	5.42	111	77116	24.51	ppb	0.00
Spiked Amount				25.000		
				Recovery	=	98.044%
3) 1,2-DCA-D4(S)	5.82	65	49768	24.07	ppb	0.00
Spiked Amount				25.000		
				Recovery	=	96.284%
5) Toluene-D8(S)	7.95	98	250522	24.80	ppb	0.00
Spiked Amount				25.000		
				Recovery	=	99.216%
6) 4-Bromofluorobenzene(S)	10.60	95	100010	25.38	ppb	0.00
Spiked Amount				25.000		
				Recovery	=	101.520%

Target Compounds

Qvalue

Quantitation Report

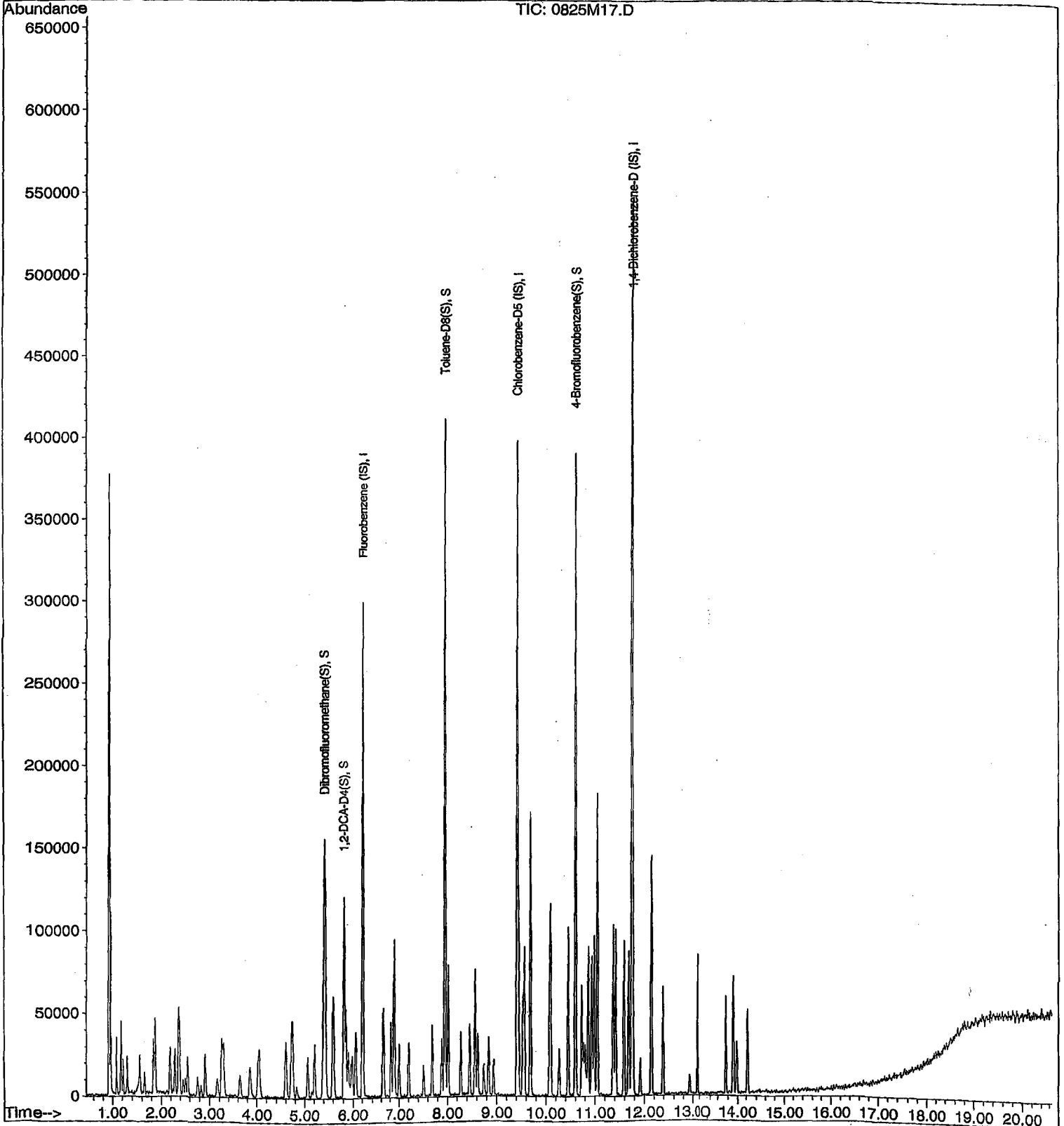
Data File : M:\MAX\DATA\210825\0825M17.D
Acq On : 25 Aug 21 17:35
Sample : 10ug/L VOC STD 8/25/21
Misc : IS&S 6/4/21

Vial: 7
Operator: LP,DG,CH
Inst : Max
Multiplr: 1.00

Quant Time: Aug 26 16:25 2021

Quant Results File: M0825SUR.RES

Method : M:\MAX\DATA\210825\M0825SUR.M (RTE Integrator)
Title : METHOD 8260B
Last Update : Thu Aug 26 11:16:48 2021
Response via : Initial Calibration



Quantitation Report (Not Reviewed)

Data File : M:\MAX\DATA\210825\0825M18.D
 Acq On : 25 Aug 21 18:03
 Sample : 20ug/L VOC STD 8/25/21
 Misc : IS&S 6/4/21

Vial: 8
 Operator: LP,DG,CH
 Inst : Max
 Multiplr: 1.00

Quant Time: Aug 26 16:25 2021

Quant Results File: M0825SUR.RES

Quant Method : M:\MAX\DATA\210825\M0825SUR.M (RTE Integrator)
 Title : METHOD 8260B
 Last Update : Thu Aug 26 11:16:48 2021
 Response via : Initial Calibration
 DataAcq Meth : M8260_081021

Internal Standards	R.T.	QIon	Response	Conc	Units	Dev(Min)
1) Fluorobenzene (IS)	6.21	96	258006	25.00	ppb	0.00
4) Chlorobenzene-D5 (IS)	9.41	117	222674	25.00	ppb	0.00
7) 1,4-Dichlorobenzene-D (IS)	11.75	152	141752	25.00	ppb	0.00
System Monitoring Compounds						
2) Dibromofluoromethane(S)	5.42	111	153975	49.49	ppb	0.00
Spiked Amount	25.000		Recovery	=	197.940%	
3) 1,2-DCA-D4(S)	5.81	65	102408	50.08	ppb	0.00
Spiked Amount	25.000		Recovery	=	200.332%	
5) Toluene-D8(S)	7.95	98	499120	47.80	ppb	0.00
Spiked Amount	25.000		Recovery	=	191.196%	
6) 4-Bromofluorobenzene(S)	10.60	95	195414	47.97	ppb	0.00
Spiked Amount	25.000		Recovery	=	191.868%	

Target Compounds

Qvalue

Quantitation Report

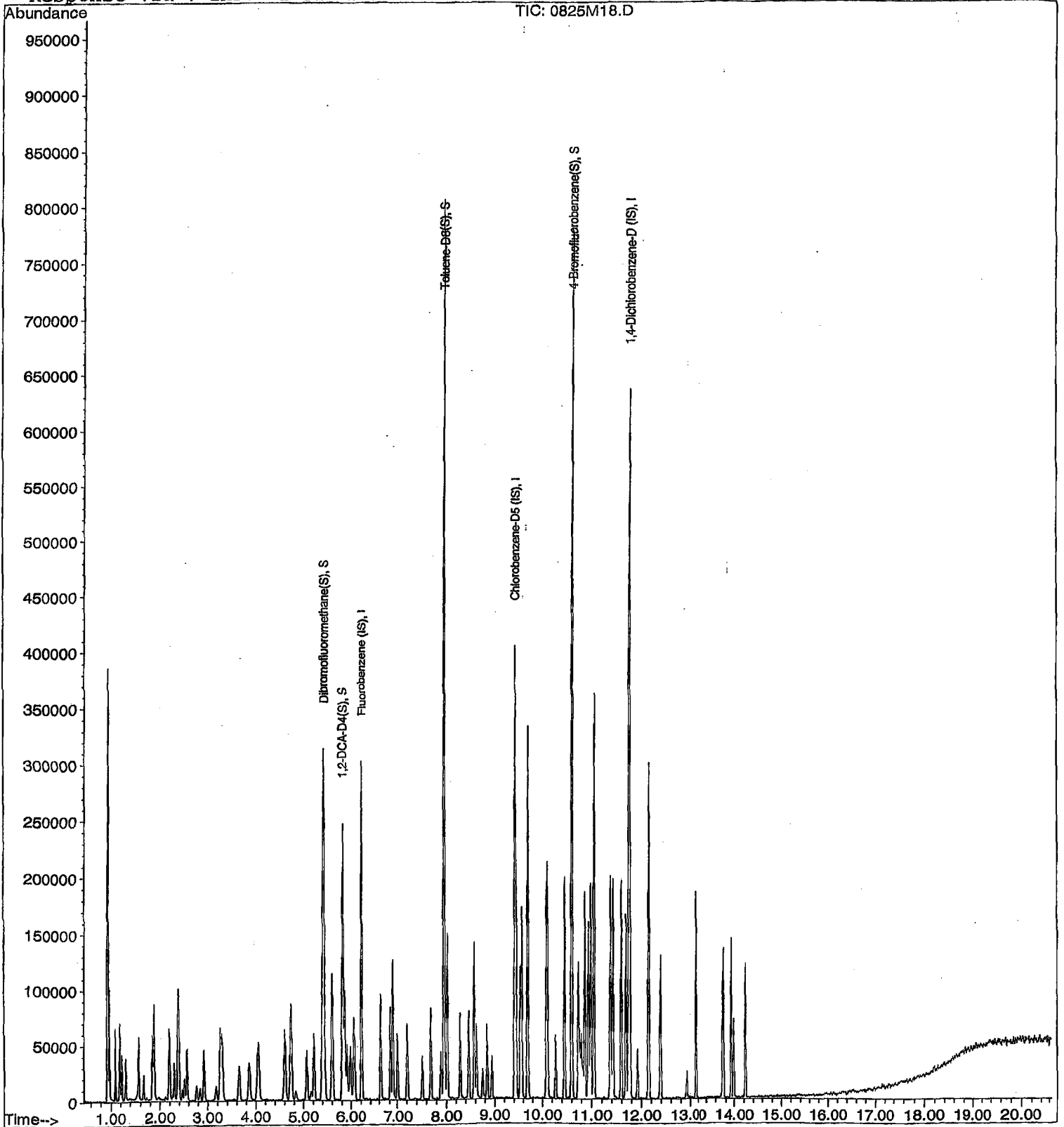
Data File : M:\MAX\DATA\210825\0825M18.D
Acq On : 25 Aug 21 18:03
Sample : 20ug/L VOC STD 8/25/21
Misc : IS&S 6/4/21

Vial: 8
Operator: LP,DG,CH
Inst : Max
Multiplr: 1.00

Quant Time: Aug 26 16:25 2021

Quant Results File: M0825SUR.RES

Method : M:\MAX\DATA\210825\M0825SUR.M (RTE Integrator)
Title : METHOD 8260B
Last Update : Thu Aug 26 11:16:48 2021
Response via : Initial Calibration



Quantitation Report (Not Reviewed)

Data File : M:\MAX\DATA\210825\0825M19.D
 Acq On : 25 Aug 21 18:31
 Sample : 40ug/L VOC STD 8/25/21
 Misc : IS&S 6/4/21

Vial: 9
 Operator: LP,DG,CH
 Inst : Max
 Multiplr: 1.00

Quant Time: Aug 26 16:25 2021

Quant Results File: M0825SUR.RES

Quant Method : M:\MAX\DATA\210825\M0825SUR.M (RTE Integrator)
 Title : METHOD 8260B
 Last Update : Thu Aug 26 11:16:48 2021
 Response via : Initial Calibration
 DataAcq Meth : M8260_081021

Internal Standards	R.T.	QIon	Response	Conc	Units	Dev(Min)
1) Fluorobenzene (IS)	6.21	96	251853	25.00	ppb	0.00
4) Chlorobenzene-D5 (IS)	9.41	117	216925	25.00	ppb	0.00
7) 1,4-Dichlorobenzene-D (IS)	11.75	152	140689	25.00	ppb	0.00
System Monitoring Compounds						
2) Dibromofluoromethane(S)	5.41	111	151584	49.91	ppb	0.00
Spiked Amount						Recovery = 199.628%
3) 1,2-DCA-D4(S)	5.81	65	102456	51.33	ppb	0.00
Spiked Amount						Recovery = 205.320%
5) Toluene-D8(S)	7.95	98	486936	47.87	ppb	0.00
Spiked Amount						Recovery = 191.472%
6) 4-Bromofluorobenzene(S)	10.60	95	195822	49.34	ppb	0.00
Spiked Amount						Recovery = 197.364%

Target Compounds

Qvalue

Quantitation Report

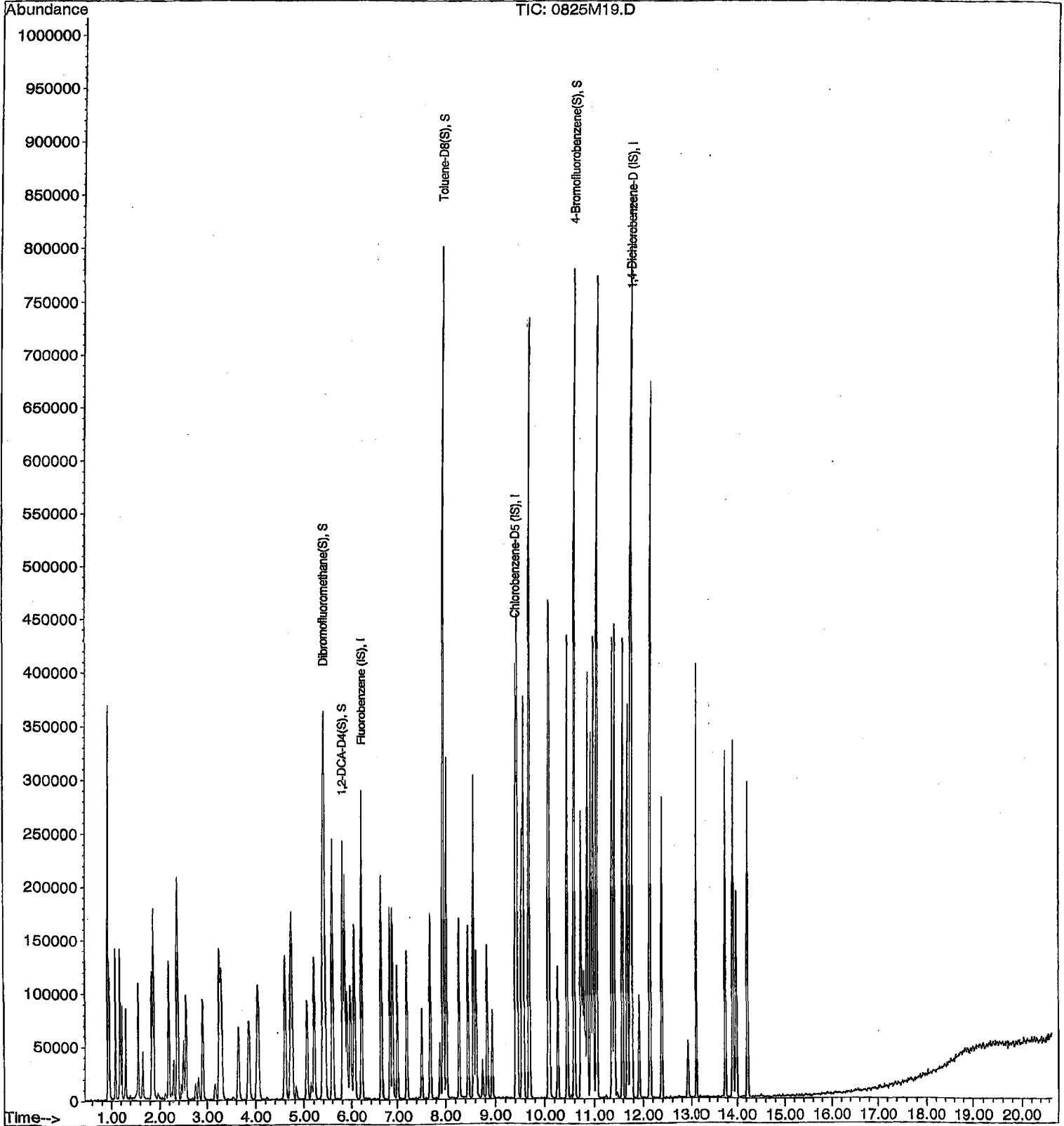
Data File : M:\MAX\DATA\210825\0825M19.D
Acq On : 25 Aug 21 18:31
Sample : 40ug/L VOC STD 8/25/21
Misc : IS&S 6/4/21

Vial: 9
Operator: LP,DG,CH
Inst : Max
Multiplr: 1.00

Quant Time: Aug 26 16:25 2021

Quant Results File: M0825SUR.RES

Method : M:\MAX\DATA\210825\M0825SUR.M (RTE Integrator)
Title : METHOD 8260B
Last Update : Thu Aug 26 11:16:48 2021
Response via : Initial Calibration



Quantitation Report (Not Reviewed)

Data File : M:\MAX\DATA\210825\0825M20.D
 Acq On : 25 Aug 21 18:59
 Sample : 100ug/L VOC STD 8/25/21
 Misc : IS&S 6/4/21

Vial: 10
 Operator: LP,DG,CH
 Inst : Max
 Multiplr: 1.00

Quant Time: Aug 26 16:25 2021

Quant Results File: M0825SUR.RES

Quant Method : M:\MAX\DATA\210825\M0825SUR.M (RTE Integrator)
 Title : METHOD 8260B
 Last Update : Thu Aug 26 11:16:48 2021
 Response via : Initial Calibration
 DataAcq Meth : M8260_081021

Internal Standards	R.T.	QIon	Response	Conc	Units	Dev(Min)
1) Fluorobenzene (IS)	6.21	96	251268	25.00	ppb	0.00
4) Chlorobenzene-D5 (IS)	9.41	117	218191	25.00	ppb	0.00
7) 1,4-Dichlorobenzene-D (IS)	11.75	152	142788	25.00	ppb	0.00
System Monitoring Compounds						
2) Dibromofluoromethane(S)	5.42	111	272268	89.85	ppb	0.00
Spiked Amount	25.000		Recovery	=	359.396%	
3) 1,2-DCA-D4(S)	5.81	65	179968	90.37	ppb	0.00
Spiked Amount	25.000		Recovery	=	361.496%	
5) Toluene-D8(S)	7.95	98	893556	87.33	ppb	0.00
Spiked Amount	25.000		Recovery	=	349.324%	
6) 4-Bromofluorobenzene(S)	10.60	95	358053	89.70	ppb	0.00
Spiked Amount	25.000		Recovery	=	358.780%	

Target Compounds

Qvalue

Quantitation Report

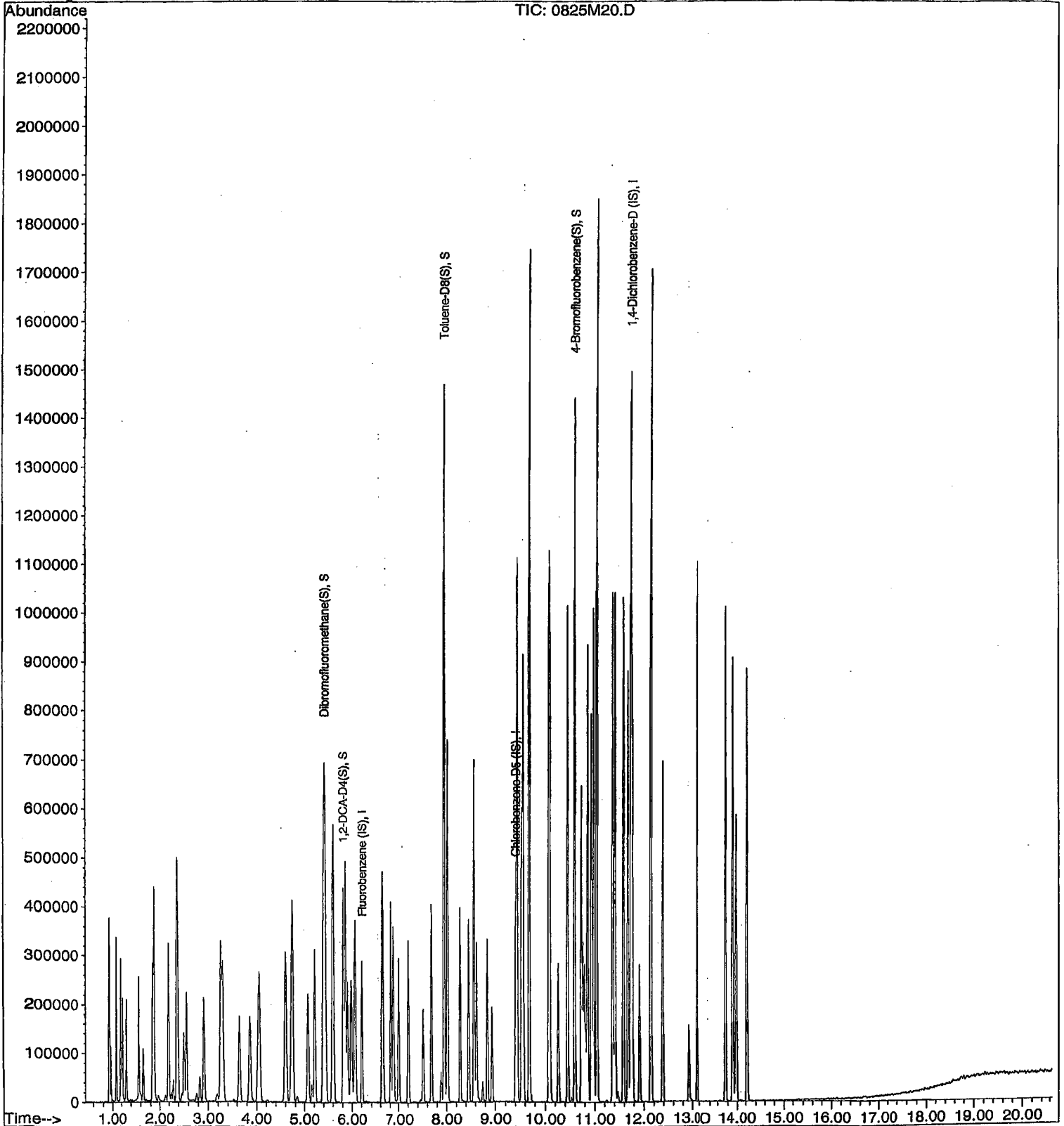
Data File : M:\MAX\DATA\210825\0825M20.D
Acq On : 25 Aug 21 18:59
Sample : 100ug/L VOC STD 8/25/21
Misc : IS&S 6/4/21

Vial: 10
Operator: LP,DG,CH
Inst : Max
Multiplr: 1.00

Quant Time: Aug 26 16:25 2021

Quant Results File: M0825SUR.RES

Method : M:\MAX\DATA\210825\M0825SUR.M (RTE Integrator)
Title : METHOD 8260B
Last Update : Thu Aug 26 11:16:48 2021
Response via : Initial Calibration



VOLATILE ORGANIC ANALYSIS BY
EPA METHOD 8260B

Form 6
Initial Calibration

Lab Name: APPL, Inc.

SDG No: _____

Case No: _____

Initial Cal. Date: 8/25/2021

Matrix: _____

Instrument: Max

Initials: _____

0825M12.D 0825M13.D 0825M14.D 0825M15.D 0825M16.D 0825M17.D 0825M18.D 0825M19.D 0825M20.D

	Compound	1	2	3	4	5	6	7	8	9		Avg	%RSD	Type	r ²	Q	MRF
1	I Fluorobenzene (IS)																
2	S Dibromofluoromethane(S)	0.3523	0.3417	0.2807	0.2859	0.2870	0.2956	0.2984	0.3009	0.2709		0.30	9.1	S			
3	S 1,2-DCA-D4(S)	0.2194	0.2154	0.1883	0.1930	0.1953	0.1908	0.1985	0.2034	0.1791		0.20	6.5	S			
4	I Chlorobenzene-D5 (IS)																
5	S Toluene-D8(S)	1.390	1.326	1.153	1.099	1.153	1.163	1.121	1.122	1.024		1.2	9.8	S			
6	S 4-Bromofluorobenzene(S)	0.5362	0.5171	0.4075	0.4294	0.4615	0.4643	0.4388	0.4514	0.4103		0.46	9.7	S			
7	I 1,4-Dichlorobenzene-D (IS)																
8																	
9																	
10																	
11																	
12																	
13																	
14																	
15																	
16																	
17																	
18																	
19																	
20																	
21																	
22																	
23																	
24																	
25																	
26																	
27																	
28																	
29																	
30																	
31																	
32																	
33																	
34																	
35																	

Quantitation Report (Not Reviewed)

Data File : M:\MAX\DATA\210825\0825M12.D
 Acq On : 25 Aug 21 15:15
 Sample : 0.3ug/L VOC STD 8/25/21
 Misc : IS&S 6/4/21

Vial: 2
 Operator: LP,DG,CH
 Inst : Max
 Multiplr: 1.00

Quant Time: Aug 26 16:25 2021

Quant Results File: M0825SUR.RES

Quant Method : M:\MAX\DATA\210825\M0825SUR.M (RTE Integrator)
 Title : METHOD 8260B
 Last Update : Thu Aug 26 11:16:48 2021
 Response via : Initial Calibration
 DataAcq Meth : M8260_081021

Internal Standards	R.T.	QIon	Response	Conc	Units	Dev(Min)
1) Fluorobenzene (IS)	6.21	96	268418	25.00	ppb	0.00
4) Chlorobenzene-D5 (IS)	9.41	117	221472	25.00	ppb	0.00
7) 1,4-Dichlorobenzene-D (IS)	11.75	152	137587	25.00	ppb	0.00
System Monitoring Compounds						
2) Dibromofluoromethane(S)	5.41	111	18913	5.84	ppb	0.00
Spiked Amount			Recovery	=	23.372%	
3) 1,2-DCA-D4(S)	5.81	65	11779	5.54	ppb	0.00
Spiked Amount			Recovery	=	22.148%	
5) Toluene-D8(S)	7.95	98	61590	5.93	ppb	0.00
Spiked Amount			Recovery	=	23.720%	
6) 4-Bromofluorobenzene(S)	10.60	95	23749	5.86	ppb	0.00
Spiked Amount			Recovery	=	23.444%	

Target Compounds

Qvalue

Quantitation Report

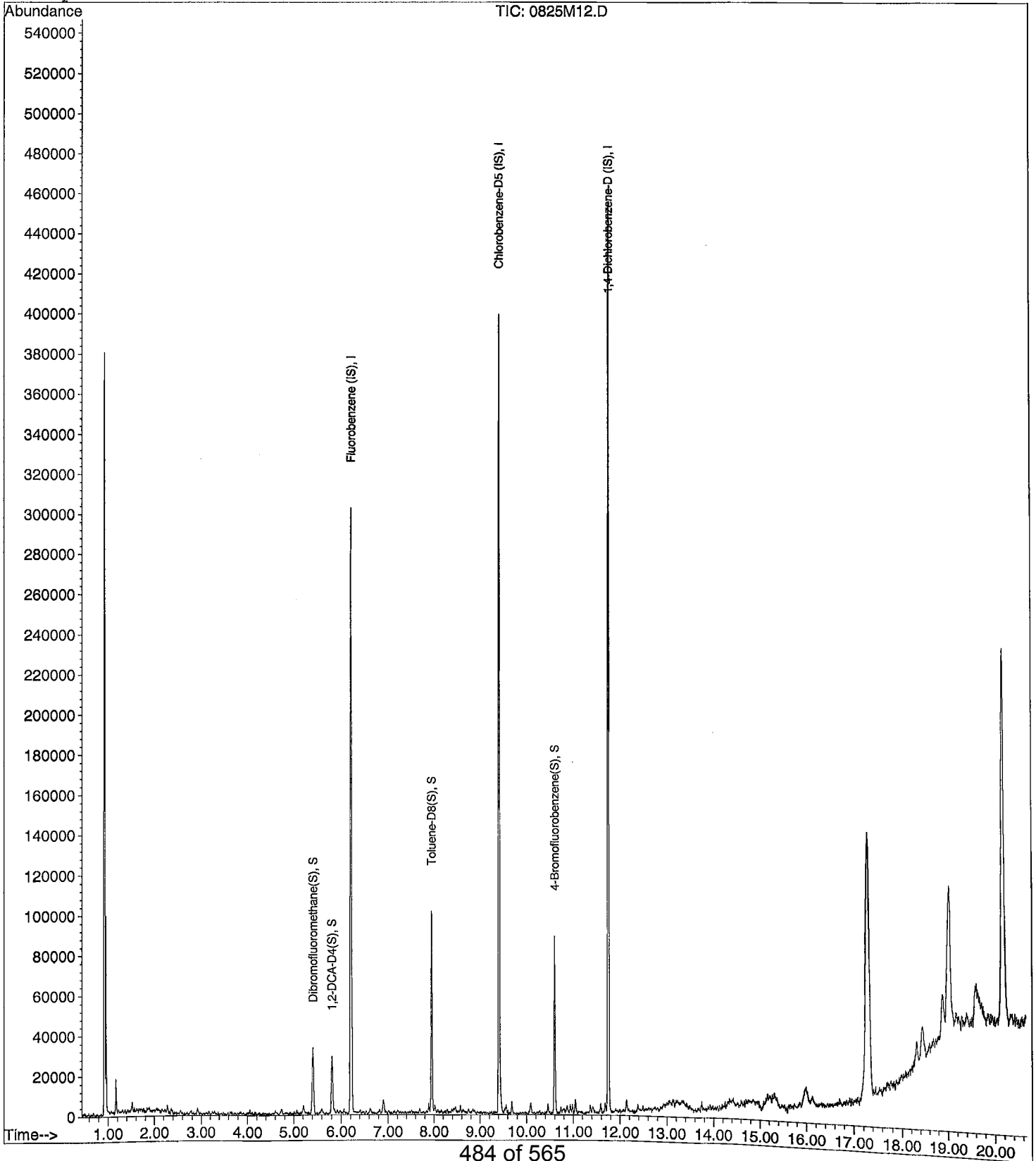
Data File : M:\MAX\DATA\210825\0825M12.D
Acq On : 25 Aug 21 15:15
Sample : 0.3ug/L VOC STD 8/25/21
Misc : IS&S 6/4/21

Vial: 2
Operator: LP,DG,CH
Inst : Max
Multiplr: 1.00

Quant Time: Aug 26 16:25 2021

Quant Results File: M0825SUR.RES

Method : M:\MAX\DATA\210825\M0825SUR.M (RTE Integrator)
Title : METHOD 8260B
Last Update : Thu Aug 26 11:16:48 2021
Response via : Initial Calibration



Data File : M:\MAX\DATA\210825\0825M13.D
 Acq On : 25 Aug 21 15:43
 Sample : 0.5ug/L VOC STD 8/25/21
 Misc : IS&S 6/4/21

Vial: 3
 Operator: LP,DG,CH
 Inst : Max
 Multiplr: 1.00

Quant Time: Aug 26 16:25 2021

Quant Results File: M0825SUR.RES

Quant Method : M:\MAX\DATA\210825\M0825SUR.M (RTE Integrator)
 Title : METHOD 8260B
 Last Update : Thu Aug 26 11:16:48 2021
 Response via : Initial Calibration
 DataAcq Meth : M8260_081021

Internal Standards	R.T.	QIon	Response	Conc	Units	Dev(Min)
1) Fluorobenzene (IS)	6.21	96	270425	25.00	ppb	0.00
4) Chlorobenzene-D5 (IS)	9.41	117	226950	25.00	ppb	0.00
7) 1,4-Dichlorobenzene-D (IS)	11.75	152	138629	25.00	ppb	0.00
System Monitoring Compounds						
2) Dibromofluoromethane(S)	5.42	111	18480	5.67	ppb	0.00
Spiked Amount				25.000		
			Recovery	=		22.664%
3) 1,2-DCA-D4(S)	5.81	65	11650	5.44	ppb	0.00
Spiked Amount				25.000		
			Recovery	=		21.744%
5) Toluene-D8(S)	7.95	98	60175	5.65	ppb	0.00
Spiked Amount				25.000		
			Recovery	=		22.616%
6) 4-Bromofluorobenzene(S)	10.60	95	23472	5.65	ppb	0.00
Spiked Amount				25.000		
			Recovery	=		22.612%

Target Compounds Qvalue

Quantitation Report

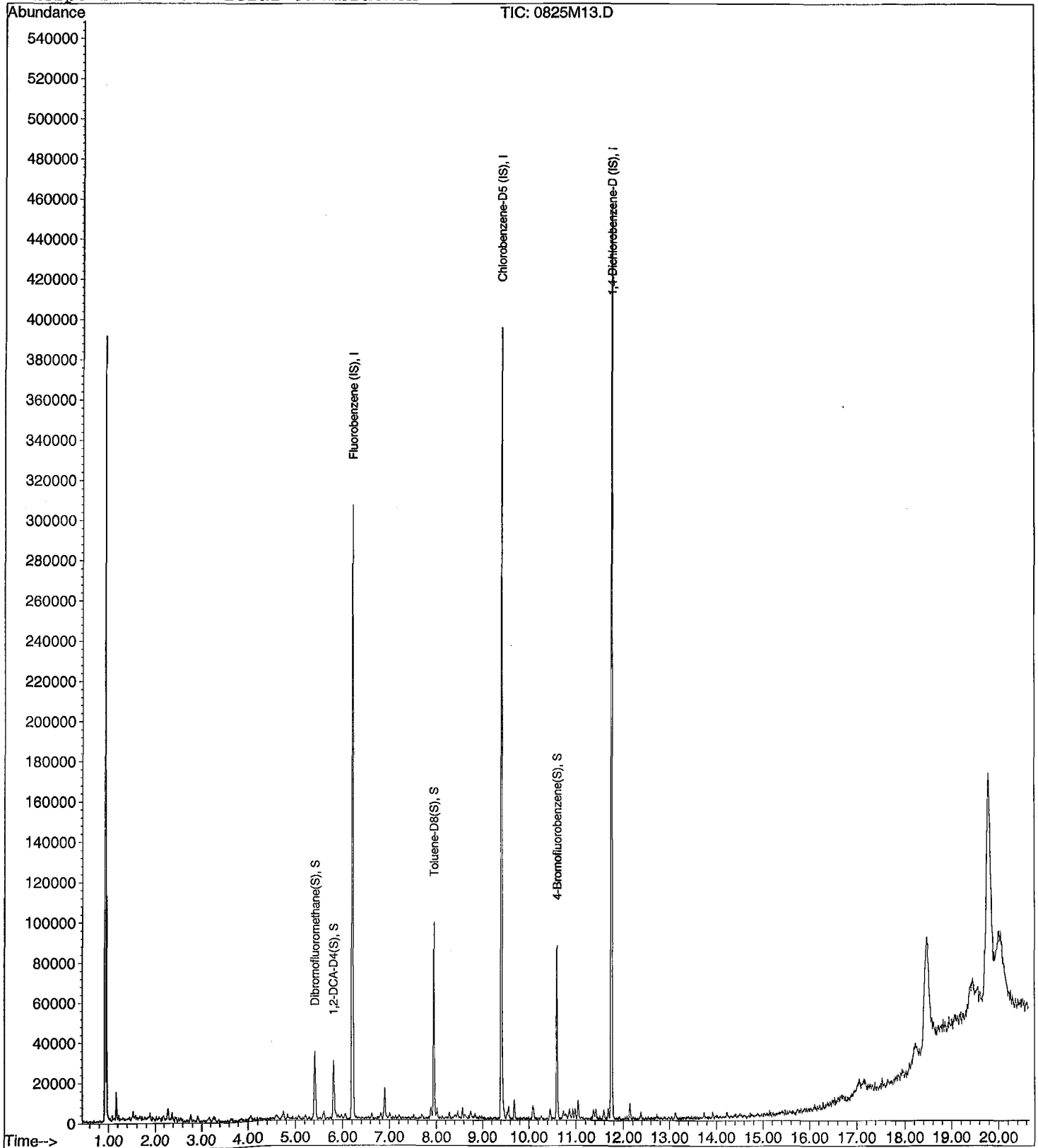
Data File : M:\MAX\DATA\210825\0825M13.D
Acq On : 25 Aug 21 15:43
Sample : 0.5ug/L VOC STD 8/25/21
Misc : IS&S 6/4/21

Vial: 3
Operator: LP,DG,CH
Inst : Max
Multiplr: 1.00

Quant Time: Aug 26 16:25 2021

Quant Results File: M0825SUR.RES

Method : M:\MAX\DATA\210825\M0825SUR.M (RTE Integrator)
Title : METHOD 8260B
Last Update : Thu Aug 26 11:16:48 2021
Response via : Initial Calibration



Data File : M:\MAX\DATA\210825\0825M14.D
 Acq On : 25 Aug 21 16:11
 Sample : 1ug/L VOC STD 8/25/21
 Misc : IS&S 6/4/21

Vial: 4
 Operator: LP,DG,CH
 Inst : Max
 Multiplr: 1.00

Quant Time: Aug 26 16:25 2021

Quant Results File: M0825SUR.RES

Quant Method : M:\MAX\DATA\210825\M0825SUR.M (RTE Integrator)
 Title : METHOD 8260B
 Last Update : Thu Aug 26 11:16:48 2021
 Response via : Initial Calibration
 DataAcq Meth : M8260_081021

Internal Standards	R.T.	QIon	Response	Conc	Units	Dev(Min)
1) Fluorobenzene (IS)	6.22	96	261019	25.00	ppb	0.00
4) Chlorobenzene-D5 (IS)	9.41	117	222702	25.00	ppb	0.00
7) 1,4-Dichlorobenzene-D (IS)	11.75	152	137225	25.00	ppb	0.00
System Monitoring Compounds						
2) Dibromofluoromethane(S)	5.41	111	29305	9.31	ppb	0.00
Spiked Amount				25.000		
			Recovery	=		37.236%
3) 1,2-DCA-D4(S)	5.81	65	19664	9.51	ppb	0.00
Spiked Amount				25.000		
			Recovery	=		38.024%
5) Toluene-D8(S)	7.95	98	102711	9.84	ppb	0.00
Spiked Amount				25.000		
			Recovery	=		39.340%
6) 4-Bromofluorobenzene(S)	10.60	95	36297	8.91	ppb	0.00
Spiked Amount				25.000		
			Recovery	=		35.632%

Target Compounds Qvalue

Quantitation Report

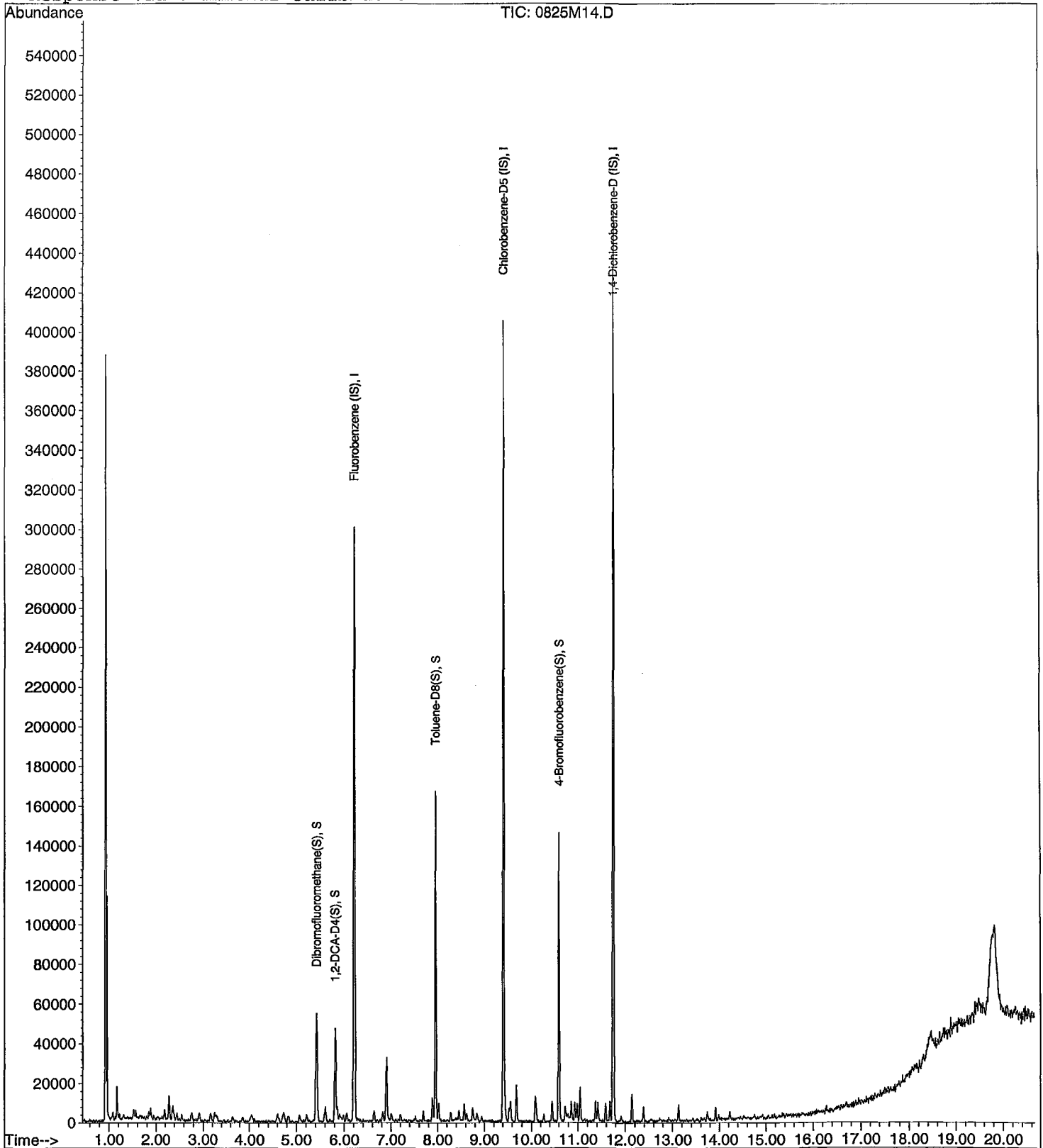
Data File : M:\MAX\DATA\210825\0825M14.D
Acq On : 25 Aug 21 16:11
Sample : 1ug/L VOC STD 8/25/21
Misc : IS&S 6/4/21

Vial: 4
Operator: LP,DG,CH
Inst : Max
Multiplr: 1.00

Quant Time: Aug 26 16:25 2021

Quant Results File: M0825SUR.RES

Method : M:\MAX\DATA\210825\M0825SUR.M (RTE Integrator)
Title : METHOD 8260B
Last Update : Thu Aug 26 11:16:48 2021
Response via : Initial Calibration



Quantitation Report (Not Reviewed)

Data File : M:\MAX\DATA\210825\0825M15.D
 Acq On : 25 Aug 21 16:39
 Sample : 2ug/L VOC STD 8/25/21
 Misc : IS&S 6/4/21

Vial: 5
 Operator: LP,DG,CH
 Inst : Max
 Multiplr: 1.00

Quant Time: Aug 26 16:25 2021

Quant Results File: M0825SUR.RES

Quant Method : M:\MAX\DATA\210825\M0825SUR.M (RTE Integrator)
 Title : METHOD 8260B
 Last Update : Thu Aug 26 11:16:48 2021
 Response via : Initial Calibration
 DataAcq Meth : M8260_081021

Internal Standards	R.T.	QIon	Response	Conc	Units	Dev(Min)
1) Fluorobenzene (IS)	6.21	96	260699	25.00	ppb	0.00
4) Chlorobenzene-D5 (IS)	9.42	117	218570	25.00	ppb	0.00
7) 1,4-Dichlorobenzene-D (IS)	11.75	152	137104	25.00	ppb	0.00
System Monitoring Compounds						
2) Dibromofluoromethane(S)	5.41	111	29818	9.48	ppb	0.00
Spiked Amount	25.000		Recovery	=	37.936%	
3) 1,2-DCA-D4(S)	5.82	65	20128	9.74	ppb	0.00
Spiked Amount	25.000		Recovery	=	38.968%	
5) Toluene-D8(S)	7.95	98	96059	9.37	ppb	0.00
Spiked Amount	25.000		Recovery	=	37.488%	
6) 4-Bromofluorobenzene(S)	10.60	95	37545	9.39	ppb	0.00
Spiked Amount	25.000		Recovery	=	37.556%	

Target Compounds Qvalue

Quantitation Report

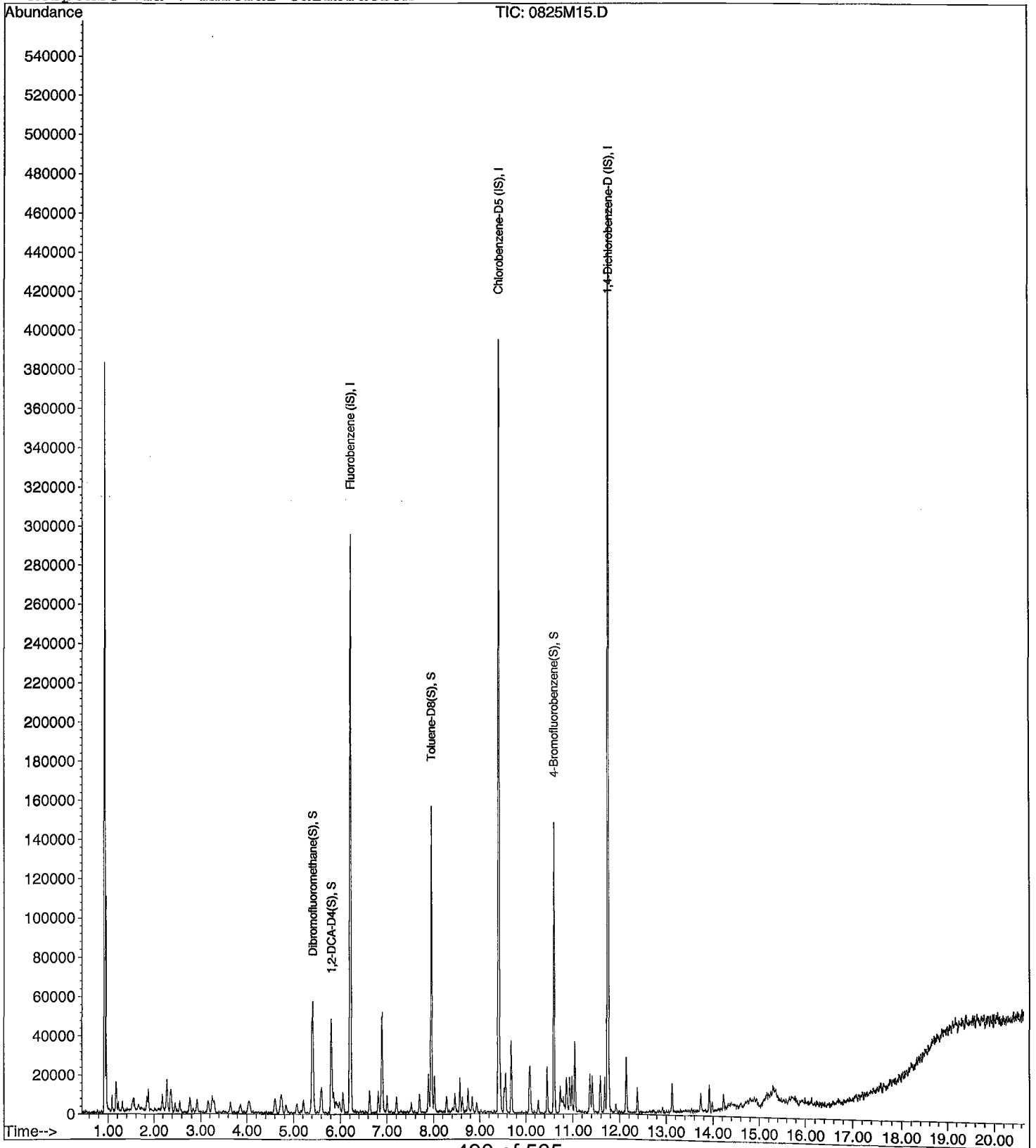
Data File : M:\MAX\DATA\210825\0825M15.D
Acq On : 25 Aug 21 16:39
Sample : 2ug/L VOC STD 8/25/21
Misc : IS&S 6/4/21

Vial: 5
Operator: LP,DG,CH
Inst : Max
Multiplr: 1.00

Quant Time: Aug 26 16:25 2021

Quant Results File: M0825SUR.RES

Method : M:\MAX\DATA\210825\M0825SUR.M (RTE Integrator)
Title : METHOD 8260B
Last Update : Thu Aug 26 11:16:48 2021
Response via : Initial Calibration



Data File : M:\MAX\DATA\210825\0825M16.D
 Acq On : 25 Aug 21 17:07
 Sample : 5ug/L VOC STD 8/25/21
 Misc : IS&S 6/4/21

Vial: 6
 Operator: LP,DG,CH
 Inst : Max
 Multiplr: 1.00

Quant Time: Aug 26 16:25 2021

Quant Results File: M0825SUR.RES

Quant Method : M:\MAX\DATA\210825\M0825SUR.M (RTE Integrator)
 Title : METHOD 8260B
 Last Update : Thu Aug 26 11:16:48 2021
 Response via : Initial Calibration
 DataAcq Meth : M8260_081021

Internal Standards	R.T.	QIon	Response	Conc	Units	Dev(Min)
1) Fluorobenzene (IS)	6.21	96	261599	25.00	ppb	0.00
4) Chlorobenzene-D5 (IS)	9.41	117	219379	25.00	ppb	0.00
7) 1,4-Dichlorobenzene-D (IS)	11.75	152	136215	25.00	ppb	0.00
System Monitoring Compounds						
2) Dibromofluoromethane(S)	5.41	111	75090	23.80	ppb	0.00
Spiked Amount				25.000		
					Recovery =	95.204%
3) 1,2-DCA-D4(S)	5.81	65	51096	24.65	ppb	0.00
Spiked Amount				25.000		
					Recovery =	98.580%
5) Toluene-D8(S)	7.95	98	252960	24.59	ppb	0.00
Spiked Amount				25.000		
					Recovery =	98.356%
6) 4-Bromofluorobenzene(S)	10.60	95	101253	25.23	ppb	0.00
Spiked Amount				25.000		
					Recovery =	100.908%

Target Compounds Qvalue

Quantitation Report

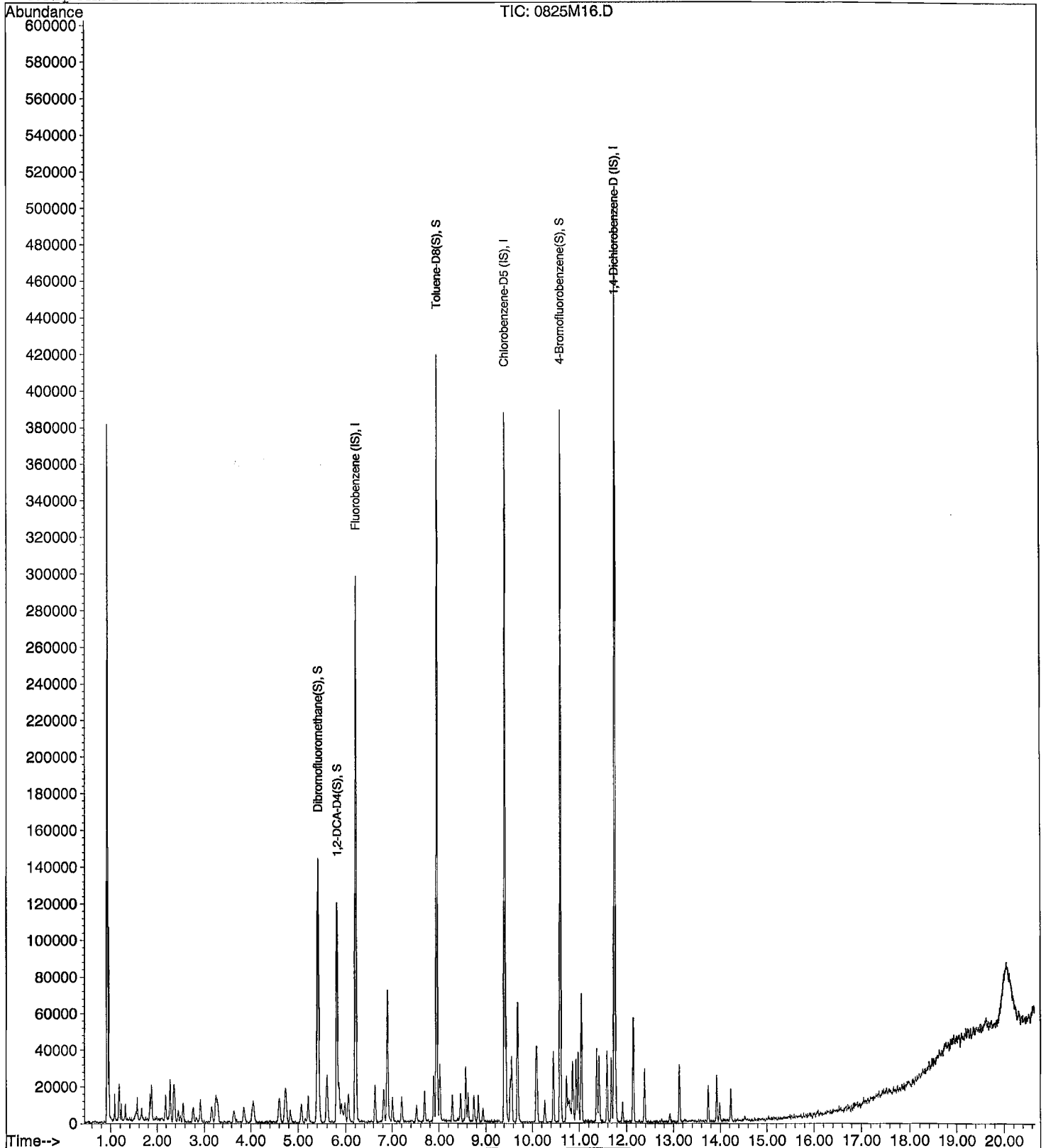
Data File : M:\MAX\DATA\210825\0825M16.D
Acq On : 25 Aug 21 17:07
Sample : 5ug/L VOC STD 8/25/21
Misc : IS&S 6/4/21

Vial: 6
Operator: LP,DG,CH
Inst : Max
Multiplr: 1.00

Quant Time: Aug 26 16:25 2021

Quant Results File: M0825SUR.RES

Method : M:\MAX\DATA\210825\M0825SUR.M (RTE Integrator)
Title : METHOD 8260B
Last Update : Thu Aug 26 11:16:48 2021
Response via : Initial Calibration



Quantitation Report (Not Reviewed)

Data File : M:\MAX\DATA\210825\0825M17.D
 Acq On : 25 Aug 21 17:35
 Sample : 10ug/L VOC STD 8/25/21
 Misc : IS&S 6/4/21

Vial: 7
 Operator: LP,DG,CH
 Inst : Max
 Multiplr: 1.00

Quant Time: Aug 26 16:25 2021

Quant Results File: M0825SUR.RES

Quant Method : M:\MAX\DATA\210825\M0825SUR.M (RTE Integrator)
 Title : METHOD 8260B
 Last Update : Thu Aug 26 11:16:48 2021
 Response via : Initial Calibration
 DataAcq Meth : M8260_081021

Internal Standards	R.T.	QIon	Response	Conc	Units	Dev(Min)
1) Fluorobenzene (IS)	6.21	96	260876	25.00	ppb	0.00
4) Chlorobenzene-D5 (IS)	9.41	117	215380	25.00	ppb	0.00
7) 1,4-Dichlorobenzene-D (IS)	11.75	152	136295	25.00	ppb	0.00
System Monitoring Compounds						
2) Dibromofluoromethane(S)	5.42	111	77116	24.51	ppb	0.00
Spiked Amount	25.000		Recovery	=	98.044%	
3) 1,2-DCA-D4(S)	5.82	65	49768	24.07	ppb	0.00
Spiked Amount	25.000		Recovery	=	96.284%	
5) Toluene-D8(S)	7.95	98	250522	24.80	ppb	0.00
Spiked Amount	25.000		Recovery	=	99.216%	
6) 4-Bromofluorobenzene(S)	10.60	95	100010	25.38	ppb	0.00
Spiked Amount	25.000		Recovery	=	101.520%	

Target Compounds Qvalue

Quantitation Report

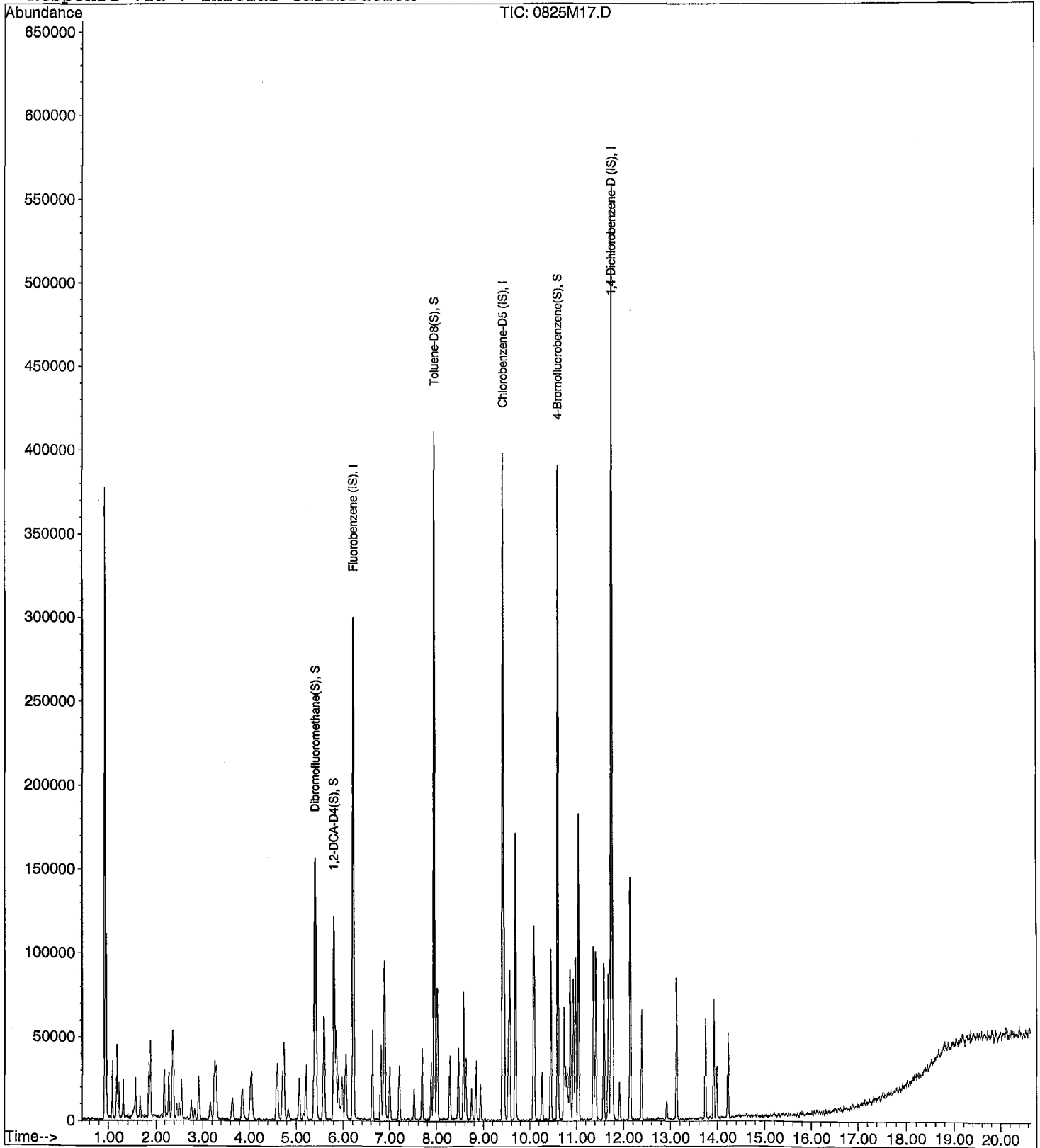
Data File : M:\MAX\DATA\210825\0825M17.D
Acq On : 25 Aug 21 17:35
Sample : 10ug/L VOC STD 8/25/21
Misc : IS&S 6/4/21

Vial: 7
Operator: LP,DG,CH
Inst : Max
Multiplr: 1.00

Quant Time: Aug 26 16:25 2021

Quant Results File: M0825SUR.RES

Method : M:\MAX\DATA\210825\M0825SUR.M (RTE Integrator)
Title : METHOD 8260B
Last Update : Thu Aug 26 11:16:48 2021
Response via : Initial Calibration



Quantitation Report (Not Reviewed)

Data File : M:\MAX\DATA\210825\0825M18.D
 Acq On : 25 Aug 21 18:03
 Sample : 20ug/L VOC STD 8/25/21
 Misc : IS&S 6/4/21

Vial: 8
 Operator: LP,DG,CH
 Inst : Max
 Multiplr: 1.00

Quant Time: Aug 26 16:25 2021

Quant Results File: M0825SUR.RES

Quant Method : M:\MAX\DATA\210825\M0825SUR.M (RTE Integrator)
 Title : METHOD 8260B
 Last Update : Thu Aug 26 11:16:48 2021
 Response via : Initial Calibration
 DataAcq Meth : M8260_081021

Internal Standards	R.T.	QIon	Response	Conc	Units	Dev(Min)
1) Fluorobenzene (IS)	6.21	96	258006	25.00	ppb	0.00
4) Chlorobenzene-D5 (IS)	9.41	117	222674	25.00	ppb	0.00
7) 1,4-Dichlorobenzene-D (IS)	11.75	152	141752	25.00	ppb	0.00
System Monitoring Compounds						
2) Dibromofluoromethane(S)	5.42	111	153975	49.49	ppb	0.00
Spiked Amount	25.000		Recovery	=	197.940%	
3) 1,2-DCA-D4(S)	5.81	65	102408	50.08	ppb	0.00
Spiked Amount	25.000		Recovery	=	200.332%	
5) Toluene-D8(S)	7.95	98	499120	47.80	ppb	0.00
Spiked Amount	25.000		Recovery	=	191.196%	
6) 4-Bromofluorobenzene(S)	10.60	95	195414	47.97	ppb	0.00
Spiked Amount	25.000		Recovery	=	191.868%	

Target Compounds Qvalue

Quantitation Report


Data File : M:\MAX\DATA\210825\0825M18.D
Acq On : 25 Aug 21 18:03
Sample : 20ug/L VOC STD 8/25/21
Misc : IS&S 6/4/21

Vial: 8
Operator: LP,DG,CH
Inst : Max
Multiplr: 1.00

Quant Time: Aug 26 16:25 2021

Quant Results File: M0825SUR.RES

Method : M:\MAX\DATA\210825\M0825SUR.M (RTE Integrator)
Title : METHOD 8260B
Last Update : Thu Aug 26 11:16:48 2021
Response via : Initial Calibration



Quantitation Report (Not Reviewed)

Data File : M:\MAX\DATA\210825\0825M19.D
 Acq On : 25 Aug 21 18:31
 Sample : 40ug/L VOC STD 8/25/21
 Misc : IS&S 6/4/21

Vial: 9
 Operator: LP,DG,CH
 Inst : Max
 Multiplr: 1.00

Quant Time: Aug 26 16:25 2021

Quant Results File: M0825SUR.RES

Quant Method : M:\MAX\DATA\210825\M0825SUR.M (RTE Integrator)
 Title : METHOD 8260B
 Last Update : Thu Aug 26 11:16:48 2021
 Response via : Initial Calibration
 DataAcq Meth : M8260_081021

Internal Standards	R.T.	QIon	Response	Conc	Units	Dev(Min)
1) Fluorobenzene (IS)	6.21	96	251853	25.00	ppb	0.00
4) Chlorobenzene-D5 (IS)	9.41	117	216925	25.00	ppb	0.00
7) 1,4-Dichlorobenzene-D (IS)	11.75	152	140689	25.00	ppb	0.00
System Monitoring Compounds						
2) Dibromofluoromethane(S)	5.41	111	151584	49.91	ppb	0.00
Spiked Amount				25.000		
						Recovery = 199.628%
3) 1,2-DCA-D4(S)	5.81	65	102456	51.33	ppb	0.00
Spiked Amount				25.000		
						Recovery = 205.320%
5) Toluene-D8(S)	7.95	98	486936	47.87	ppb	0.00
Spiked Amount				25.000		
						Recovery = 191.472%
6) 4-Bromofluorobenzene(S)	10.60	95	195822	49.34	ppb	0.00
Spiked Amount				25.000		
						Recovery = 197.364%

Target Compounds

Qvalue

Quantitation Report

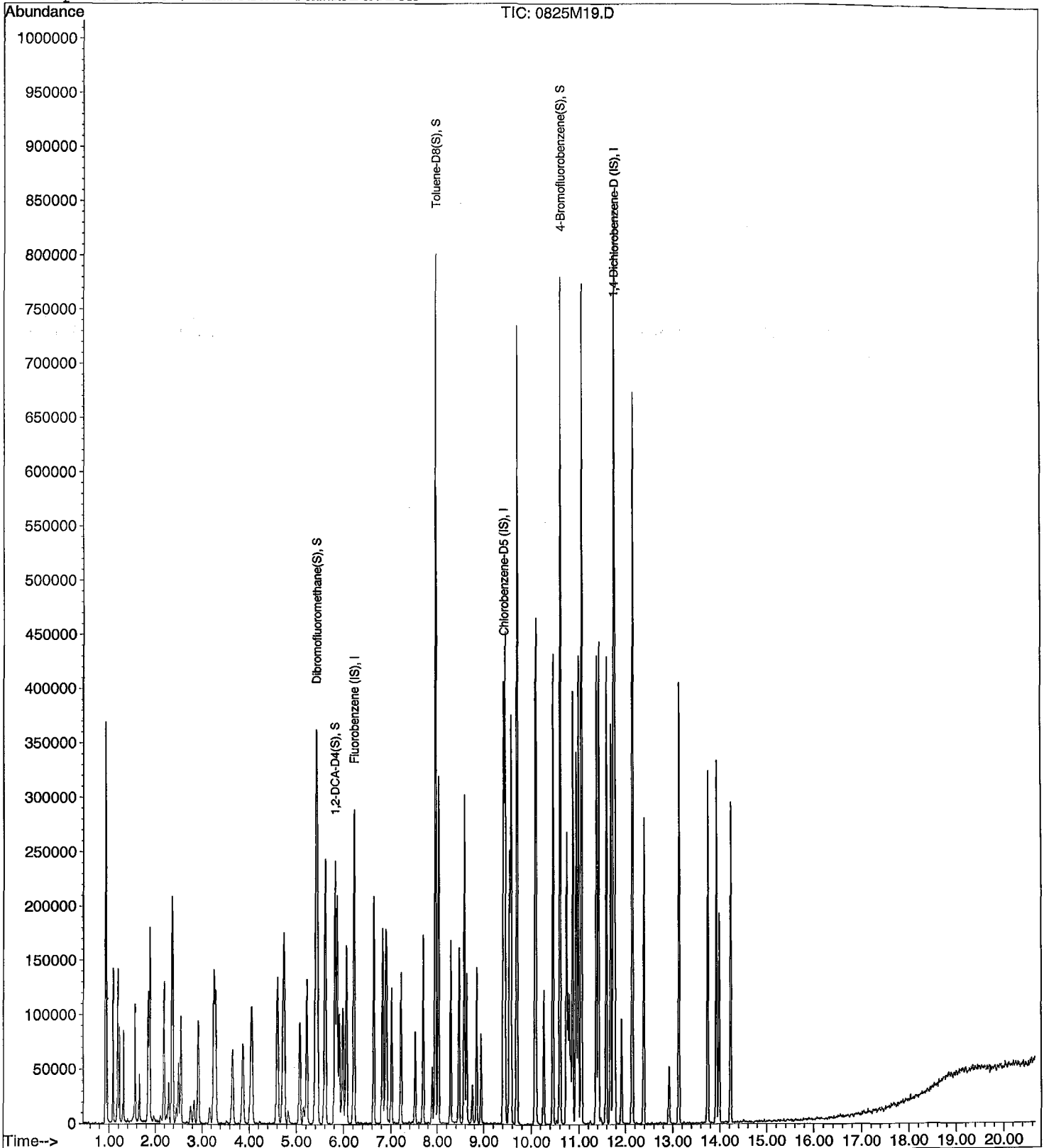
Data File : M:\MAX\DATA\210825\0825M19.D
Acq On : 25 Aug 21 18:31
Sample : 40ug/L VOC STD 8/25/21
Misc : IS&S 6/4/21

Vial: 9
Operator: LP,DG,CH
Inst : Max
Multiplr: 1.00

Quant Time: Aug 26 16:25 2021

Quant Results File: M0825SUR.RES

Method : M:\MAX\DATA\210825\M0825SUR.M (RTE Integrator)
Title : METHOD 8260B
Last Update : Thu Aug 26 11:16:48 2021
Response via : Initial Calibration



Data File : M:\MAX\DATA\210825\0825M20.D
 Acq On : 25 Aug 21 18:59
 Sample : 100ug/L VOC STD 8/25/21
 Misc : IS&S 6/4/21

Vial: 10
 Operator: LP,DG,CH
 Inst : Max
 Multiplr: 1.00

Quant Time: Aug 26 16:25 2021

Quant Results File: M0825SUR.RES

Quant Method : M:\MAX\DATA\210825\M0825SUR.M (RTE Integrator)
 Title : METHOD 8260B
 Last Update : Thu Aug 26 11:16:48 2021
 Response via : Initial Calibration
 DataAcq Meth : M8260_081021

Internal Standards	R.T.	QIon	Response	Conc	Units	Dev(Min)
1) Fluorobenzene (IS)	6.21	96	251268	25.00	ppb	0.00
4) Chlorobenzene-D5 (IS)	9.41	117	218191	25.00	ppb	0.00
7) 1,4-Dichlorobenzene-D (IS)	11.75	152	142788	25.00	ppb	0.00
System Monitoring Compounds						
2) Dibromofluoromethane(S)	5.42	111	272268	89.85	ppb	0.00
Spiked Amount				25.000		
			Recovery	=	359.396%	
3) 1,2-DCA-D4(S)	5.81	65	179968	90.37	ppb	0.00
Spiked Amount				25.000		
			Recovery	=	361.496%	
5) Toluene-D8(S)	7.95	98	893556	87.33	ppb	0.00
Spiked Amount				25.000		
			Recovery	=	349.324%	
6) 4-Bromofluorobenzene(S)	10.60	95	358053	89.70	ppb	0.00
Spiked Amount				25.000		
			Recovery	=	358.780%	

Target Compounds Qvalue

Quantitation Report

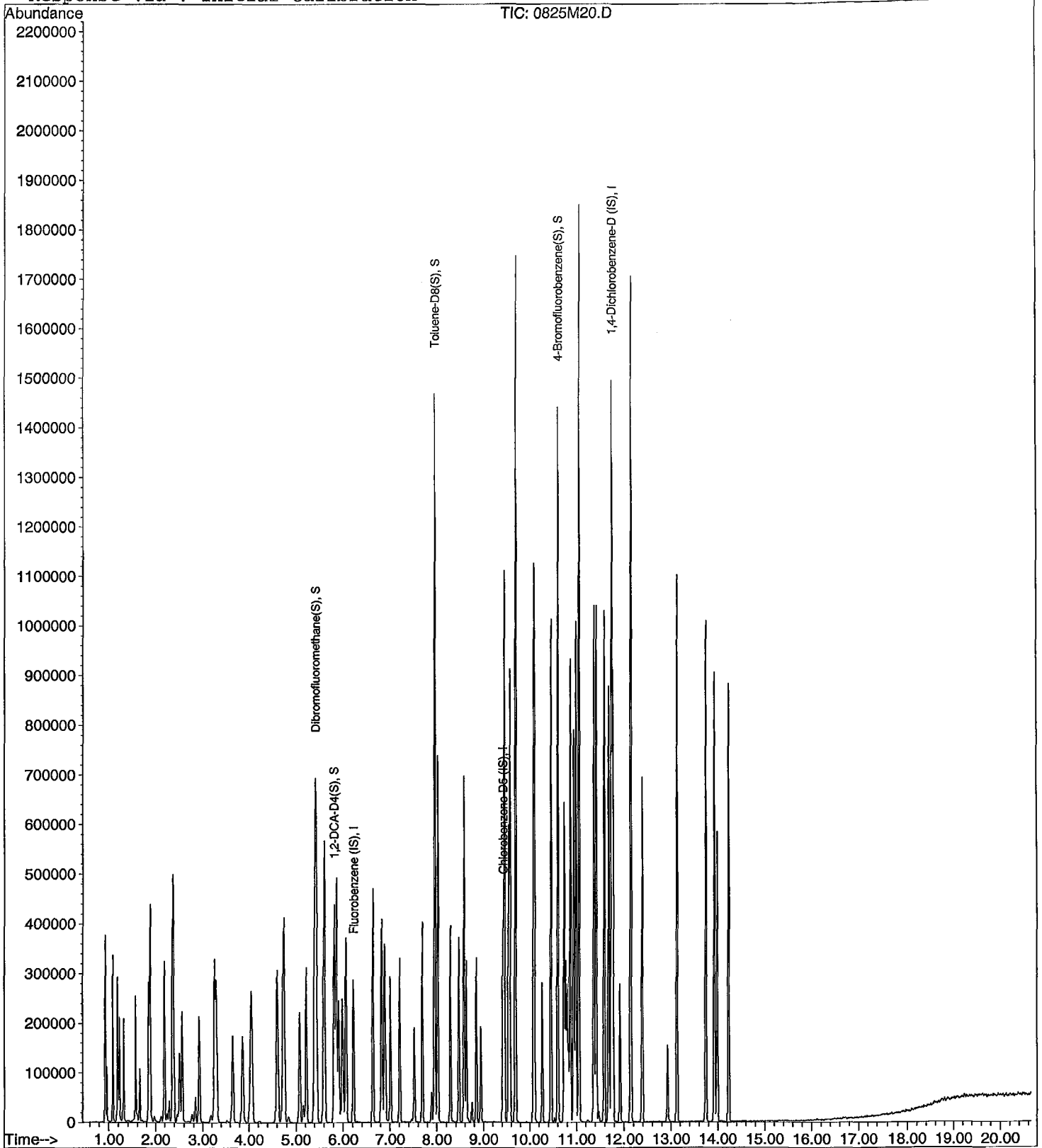
Data File : M:\MAX\DATA\210825\0825M20.D
Acq On : 25 Aug 21 18:59
Sample : 100ug/L VOC STD 8/25/21
Misc : IS&S 6/4/21

Vial: 10
Operator: LP, DG, CH
Inst : Max
Multiplr: 1.00

Quant Time: Aug 26 16:25 2021

Quant Results File: M0825SUR.RES

Method : M:\MAX\DATA\210825\M0825SUR.M (RTE Integrator)
Title : METHOD 8260B
Last Update : Thu Aug 26 11:16:48 2021
Response via : Initial Calibration



VOLATILE ORGANIC ANALYSIS
VOLATILE ORGANIC COMPOUNDS

Form 7

Continuing Calibration

Lab Name: APPL, Inc.
Case No: _____
Matrix: Water

SDG No: _____
Date Analyzed: 9 Nov 21 10:25
Instrument: Max
Initial Cal. Date: 8/25/2021
Data File: 1109M06.D

	Compound	MEAN	CCRF	%D	%Drift	
1	I Fluorobenzene (IS)	ISTD			I	
2	TMHB Gasoline C6-C10	3.704	1.240	67	TMHBL	7.1
3	TMHB Chlorobenzene-D5 (IS)	ISTD			TMHB	
4	TMHB 1,4-Dichlorobenzene (IS)	ISTD			TMHB	
5						
6						
7						
8						
9						
10						
11						
12						
13						
14						
15						
16						
17						
18						
19						
20						
21						
22						
23						
24						
25						
26						
27						
28						
29						
30						
31						
32						
33						
34						
35						
36						
37						
38						
39						
40	Average			67.0		

VOLATILE ORGANIC ANALYSIS BY
EPA METHOD 8260B

Form 7

Continuing Calibration

Lab Name: APPL, Inc.

SDG No: _____

Case No: _____

Date Analyzed: 9 Nov 21 10:25

Matrix: Water

Instrument: Max

Initial Cal. Date: 8/25/2021

Data File: 1109M06.D

	Compound	MEAN	CCRF	%D	%Drift
1	I Fluorobenzene (IS)	ISTD			I
2	S Dibromofluoromethane(S)	0.3015	0.3422	13	S
3	S 1,2-DCA-D4(S)	0.1981	0.2260	14	S
4	I Chlorobenzene-D5 (IS)	ISTD			I
5	S Toluene-D8(S)	1.172	1.151	1.8	S
6	S 4-Bromofluorobenzene(S)	0.4574	0.4544	0.66	S
7	I 1,4-Dichlorobenzene-D (IS)	ISTD			I
8					
9					
10					
11					
12					
13					
14					
15					
16					
17					
18					
19					
20					
21					
22					
23					
24					
25					
26					
27					
28					
29					
30					
31					
32					
33					
34					
35					
36					
37					
38					
39					
40	Average			7.4	

Quantitation Report (QT Reviewed)

Data File : M:\MAX\DATA\211108\1109M06.D
 Acq On : 9 Nov 21 10:25
 Sample : 211109A CCV/LCS 300ug/L
 Misc : IS&S 8/4/21

Vial: 6
 Operator: LP,DG,CH
 Inst : Max
 Multiplr: 1.00

Quant Time: Nov 9 11:05 2021

Quant Results File: MGAS0825.RES

Quant Method : M:\MAX\DATA\210922\MGAS0825.M (RTE Integrator)
 Title : METHOD 8260B
 Last Update : Thu Aug 26 16:19:36 2021
 Response via : Initial Calibration
 DataAcq Meth : M8260

Internal Standards	R.T.	QIon	Response	Conc	Units	Dev (Min)
1) Fluorobenzene (IS)	6.38	TIC	461074	25.00	ppb	0.16
3) Chlorobenzene-D5 (IS)	11.75	TIC	1189130m	25.00	ppb	0.00
4) 1,4-Dichlorobenzene (IS)	10.94	TIC	93968m	25.00	ppb	0.00

System Monitoring Compounds

Target Compounds	R.T.	QIon	Response	Conc	Units	Qvalue
2) Gasoline C6-C10	8.08	TIC	6860505m	278.84	ppb	100

Data File : M:\MAX\DATA\211108\1109M06.D
 Acq On : 9 Nov 21 10:25
 Sample : 211109A CCV/LCS 300ug/L
 Misc : IS&S 8/4/21

Vial: 6
 Operator: LP,DG,CH
 Inst : Max
 Multiplr: 1.00

Quant Time: Nov 11 12:20 2021

Quant Results File: M0825SUR.RES

Quant Method : M:\MAX\DATA\210922\M0825SUR.M (RTE Integrator)
 Title : METHOD 8260B
 Last Update : Thu Aug 26 11:16:48 2021
 Response via : Initial Calibration
 DataAcq Meth : M8260

Internal Standards	R.T.	QIon	Response	Conc	Units	Dev(Min)
1) Fluorobenzene (IS)	6.38	96	382971	25.00	ppb	0.16
4) Chlorobenzene-D5 (IS)	9.53	117	362265	25.00	ppb	0.12
7) 1,4-Dichlorobenzene-D (IS)	11.85	152	227283	25.00	ppb	0.10
System Monitoring Compounds						
2) Dibromofluoromethane(S)	5.60	111	131034	28.37	ppb	0.18
Spiked Amount	25.000		Recovery	=	113.484%	
3) 1,2-DCA-D4(S)	5.98	65	86552	28.52	ppb	0.17
Spiked Amount	25.000		Recovery	=	114.064%	
5) Toluene-D8(S)	8.08	98	417042	24.55	ppb	0.13
Spiked Amount	25.000		Recovery	=	98.196%	
6) 4-Bromofluorobenzene(S)	10.70	95	164602	24.84	ppb	0.11
Spiked Amount	25.000		Recovery	=	99.340%	

Target Compounds

Qvalue

Quantitation Report

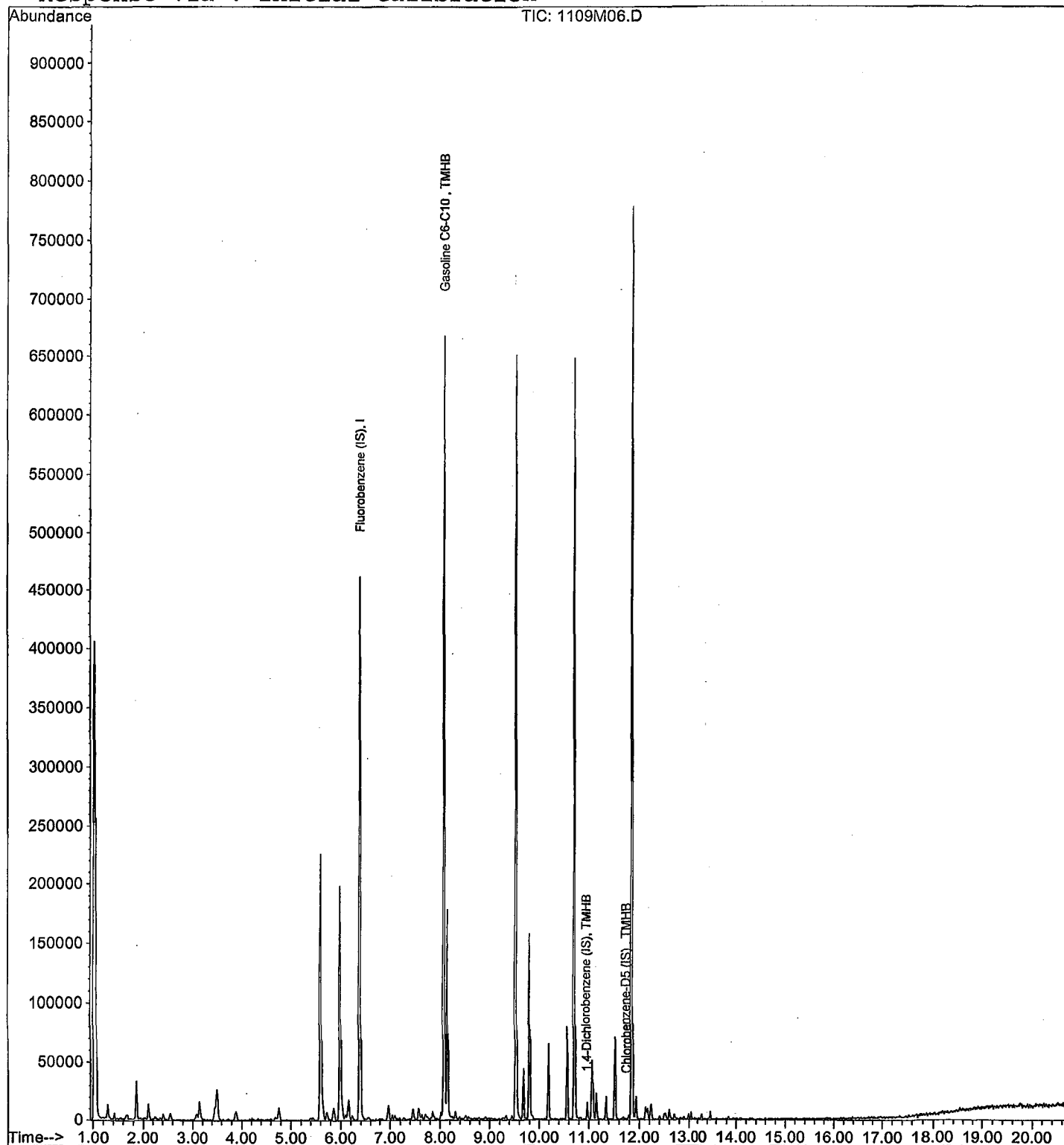
Data File : M:\MAX\DATA\211108\1109M06.D
Acq On : 9 Nov 21 10:25
Sample : 211109A CCV/LCS 300ug/L
Misc : IS&S 8/4/21

Vial: 6
Operator: LP,DG,CH
Inst : Max
Multiplr: 1.00

Quant Time: Nov 9 11:05 2021

Quant Results File: MGAS0825.RES

Method : M:\MAX\DATA\210922\MGAS0825.M (RTE Integrator)
Title : METHOD 8260B
Last Update : Thu Aug 26 16:19:36 2021
Response via : Initial Calibration



VOLATILE ORGANIC ANALYSIS
VOLATILE ORGANIC COMPOUNDS

Form 7

Continuing Calibration

Lab Name: APPL, Inc.
Case No: _____
Matrix: Water

SDG No: _____
Date Analyzed: 11/10/2021
Instrument: Max
Initial Cal. Date: 8/25/2021
Data File: 1110M05.D

	Compound	MEAN	CCRF	%D	%Drift	
1	Fluorobenzene (IS)	ISTD				
2	TMHB Gasoline C6-C10	3.704	1.239	67	TMHBL	7.2
3	TMHB Chlorobenzene-D5 (IS)	ISTD			TMHB	
4	TMHB 1,4-Dichlorobenzene (IS)	ISTD			TMHB	
5						
6						
7						
8						
9						
10						
11						
12						
13						
14						
15						
16						
17						
18						
19						
20						
21						
22						
23						
24						
25						
26						
27						
28						
29						
30						
31						
32						
33						
34						
35						
36						
37						
38						
39						
40						

Average

67.0

VOLATILE ORGANIC ANALYSIS BY
EPA METHOD 8260B

Form 7

Continuing Calibration

Lab Name: APPL, Inc.
Case No: _____
Matrix: Water

SDG No: _____
Date Analyzed: 11/10/2021
Instrument: Max
Initial Cal. Date: 8/25/2021
Data File: 1110M05.D

	Compound	MEAN	CCRF	%D	%Drift
1	I Fluorobenzene (IS)	ISTD			I
2	S Dibromofluoromethane(S)	0.3015	0.3118	3.4	S
3	S 1,2-DCA-D4(S)	0.1981	0.2193	11	S
4	I Chlorobenzene-D5 (IS)	ISTD			I
5	S Toluene-D8(S)	1.172	1.166	0.52	S
6	S 4-Bromofluorobenzene(S)	0.4574	0.4479	2.1	S
7	I 1,4-Dichlorobenzene-D (IS)	ISTD			I
8					
9					
10					
11					
12					
13					
14					
15					
16					
17					
18					
19					
20					
21					
22					
23					
24					
25					
26					
27					
28					
29					
30					
31					
32					
33					
34					
35					
36					
37					
38					
39					
40	Average			4.3	

Quantitation Report (QT Reviewed)

Data File : M:\MAX\DATA\211108\1110M05.D
 Acq On : 10 Nov 21 10:42
 Sample : 211110A CCV/LCS 300ug/L
 Misc : IS&S 8/4/21

Vial: 5
 Operator: LP,DG,CH
 Inst : Max
 Multiplr: 1.00

Quant Time: Nov 10 11:15 2021

Quant Results File: MGAS0825.RES

Quant Method : M:\MAX\DATA\210922\MGAS0825.M (RTE Integrator)
 Title : METHOD 8260B
 Last Update : Thu Aug 26 16:19:36 2021
 Response via : Initial Calibration
 DataAcq Meth : M8260

Internal Standards	R.T.	QIon	Response	Conc Units	Dev (Min)
1) Fluorobenzene (IS)	6.38	TIC	484390	25.00 ppb	0.16
3) Chlorobenzene-D5 (IS)	11.75	TIC	1208689m	25.00 ppb	0.00
4) 1,4-Dichlorobenzene (IS)	10.94	TIC	99134m	25.00 ppb	0.00

System Monitoring Compounds

Target Compounds	R.T.	QIon	Response	Conc Units	Qvalue
2) Gasoline C6-C10	8.08	TIC	7204242m	278.40 ppb	100

Data File : M:\MAX\DATA\211108\1110M05.D
 Acq On : 10 Nov 21 10:42
 Sample : 211110A CCV/LCS 300ug/L
 Misc : IS&S 8/4/21

Vial: 5
 Operator: LP,DG,CH
 Inst : Max
 Multiplr: 1.00

Quant Time: Nov 11 12:20 2021

Quant Results File: M0825SUR.RES

Quant Method : M:\MAX\DATA\210922\M0825SUR.M (RTE Integrator)
 Title : METHOD 8260B
 Last Update : Thu Aug 26 11:16:48 2021
 Response via : Initial Calibration
 DataAcq Meth : M8260

Internal Standards	R.T.	QIon	Response	Conc	Units	Dev (Min)
1) Fluorobenzene (IS)	6.38	96	408957	25.00	ppb	0.16
4) Chlorobenzene-D5 (IS)	9.53	117	381823	25.00	ppb	0.12
7) 1,4-Dichlorobenzene-D (IS)	11.85	152	225924	25.00	ppb	0.10
System Monitoring Compounds						
2) Dibromofluoromethane(S)	5.60	111	127518	25.86	ppb	0.18
Spiked Amount	25.000		Recovery	=	103.420%	
3) 1,2-DCA-D4(S)	5.98	65	89672	27.67	ppb	0.17
Spiked Amount	25.000		Recovery	=	110.668%	
5) Toluene-D8(S)	8.08	98	445312	24.87	ppb	0.13
Spiked Amount	25.000		Recovery	=	99.484%	
6) 4-Bromofluorobenzene(S)	10.71	95	171033	24.48	ppb	0.11
Spiked Amount	25.000		Recovery	=	97.936%	

Target Compounds

Qvalue

Quantitation Report

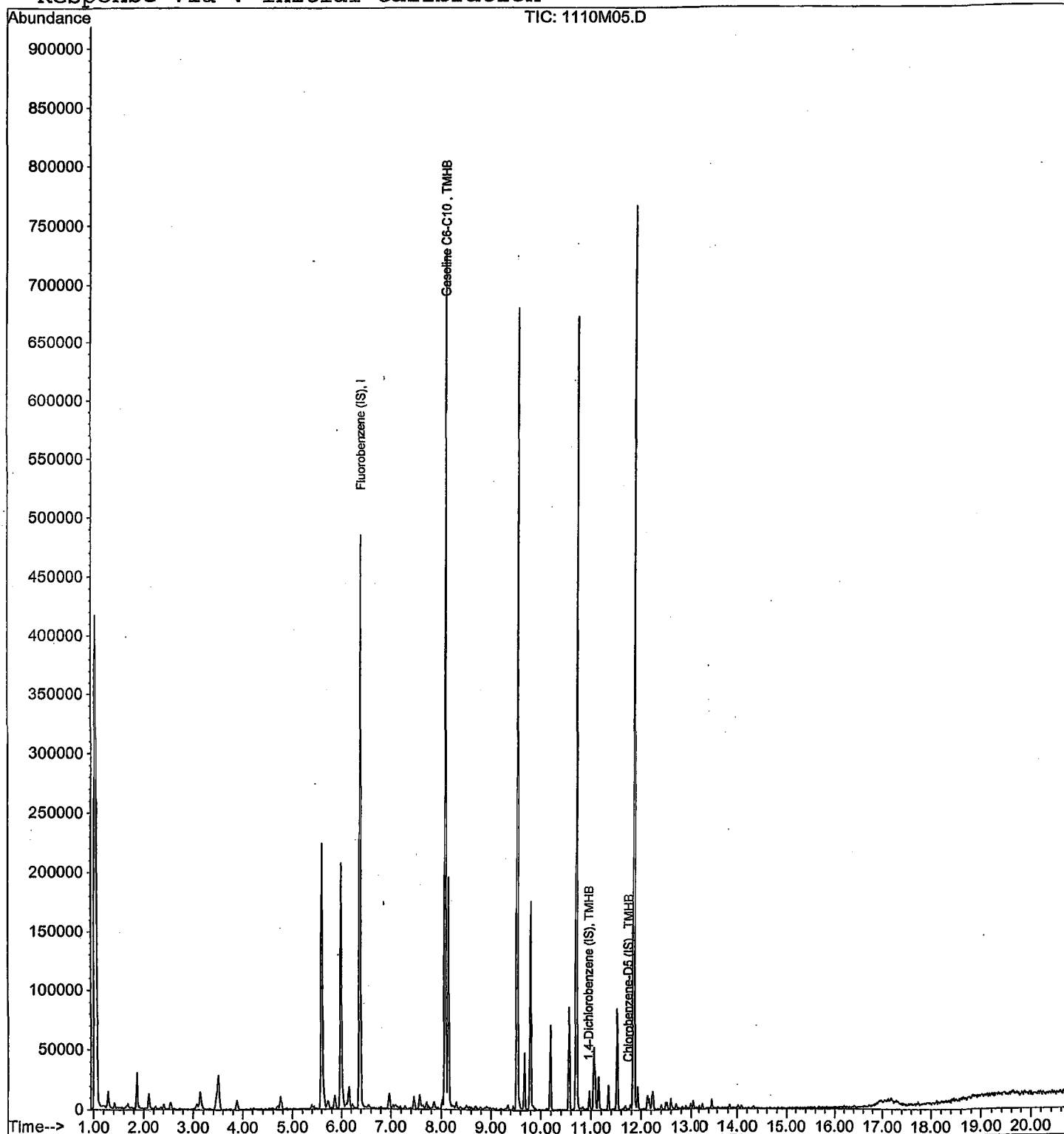
Data File : M:\MAX\DATA\211108\1110M05.D
Acq On : 10 Nov 21 10:42
Sample : 211110A CCV/LCS 300ug/L
Misc : IS&S 8/4/21

Vial: 5
Operator: LP,DG,CH
Inst : Max
Multiplr: 1.00

Quant Time: Nov 10 11:15 2021

Quant Results File: MGAS0825.RES

Method : M:\MAX\DATA\210922\MGAS0825.M (RTE Integrator)
Title : METHOD 8260B
Last Update : Thu Aug 26 16:19:36 2021
Response via : Initial Calibration



VOLATILE ORGANIC ANALYSIS
VOLATILE ORGANIC COMPOUNDS

Form 7

Ending Continuing Calibration

Lab Name: APPL, Inc.
Case No: _____
Matrix: Water

SDG No: _____
Date Analyzed: 11/10/2021
Instrument: Max
Initial Cal. Date: 8/25/2021
Data File: 1109M53.D

	Compound	MEAN	CCRF	%D	%Drift
1	I Fluorobenzene (IS)	ISTD			I
2	TMHB Gasoline C6-C10	3.704	1.149	69	TMHBL 31
3	TMHB Chlorobenzene-D5 (IS)	ISTD			TMHB
4	TMHB 1,4-Dichlorobenzene (IS)	ISTD			TMHB
5					
6					
7					
8					
9					
10					
11					
12					
13					
14					
15					
16					
17					
18					
19					
20					
21					
22					
23					
24					
25					
26					
27					
28					
29					
30					
31					
32					
33					
34					
35					
36					
37					
38					
39					
40	Average			69.0	

VOLATILE ORGANIC ANALYSIS BY
EPA METHOD 8260B

Form 7

Ending Continuing Calibration

Lab Name: APPL, Inc.
Case No: _____
Matrix: Water

SDG No: _____
Date Analyzed: 11/10/2021
Instrument: Max
Initial Cal. Date: 8/25/2021
Data File: 1109M53.D

		Compound	MEAN	CCRF	%D	%Drift
1	I	Fluorobenzene (IS)	ISTD			I
2	S	Dibromofluoromethane(S)	0.3015	0.3266	8.3	S
3	S	1,2-DCA-D4(S)	0.1981	0.2235	13	S
4	I	Chlorobenzene-D5 (IS)	ISTD			I
5	S	Toluene-D8(S)	1.172	1.165	0.60	S
6	S	4-Bromofluorobenzene(S)	0.4574	0.4460	2.5	S
7	I	1,4-Dichlorobenzene-D (IS)	ISTD			I
8						
9						
10						
11						
12						
13						
14						
15						
16						
17						
18						
19						
20						
21						
22						
23						
24						
25						
26						
27						
28						
29						
30						
31						
32						
33						
34						
35						
36						
37						
38						
39						
40						

Average

6.1

Quantitation Report (QT Reviewed)

Data File : M:\MAX\DATA\211108\1109M53.D
 Acq On : 10 Nov 21 8:03
 Sample : Ending CCV 300ug/L 11/9/21
 Misc : IS&S 8/4/21

Vial: 24
 Operator: LP,DG,CH
 Inst : Max
 Multiplr: 1.00

Quant Time: Nov 10 8:28 2021

Quant Results File: MGAS0825.RES

Quant Method : M:\MAX\DATA\210922\MGAS0825.M (RTE Integrator)
 Title : METHOD 8260B
 Last Update : Thu Aug 26 16:19:36 2021
 Response via : Initial Calibration
 DataAcq Meth : M8260

Internal Standards	R.T.	QIon	Response	Conc	Units	Dev (Min)
1) Fluorobenzene (IS)	6.38	TIC	484385	25.00	ppb	0.16
3) Chlorobenzene-D5 (IS)	11.75	TIC	1191809m	25.00	ppb	0.00
4) 1,4-Dichlorobenzene (IS)	10.94	TIC	84909m	25.00	ppb	0.00

System Monitoring Compounds

Target Compounds	R.T.	QIon	Response	Conc	Units	Qvalue
2) Gasoline C6-C10	8.08	TIC	6680313m	205.65	ppb	100

Data File : M:\MAX\DATA\211108\1109M53.D
 Acq On : 10 Nov 21 8:03
 Sample : Ending CCV 300ug/L 11/9/21
 Misc : IS&S 8/4/21

Vial: 24
 Operator: LP,DG,CH
 Inst : Max
 Multiplr: 1.00

Quant Time: Nov 11 12:20 2021

Quant Results File: M0825SUR.RES

Quant Method : M:\MAX\DATA\210922\M0825SUR.M (RTE Integrator)
 Title : METHOD 8260B
 Last Update : Thu Aug 26 11:16:48 2021
 Response via : Initial Calibration
 DataAcq Meth : M8260

Internal Standards	R.T.	QIon	Response	Conc	Units	Dev (Min)
1) Fluorobenzene (IS)	6.38	96	410520	25.00	ppb	0.16
4) Chlorobenzene-D5 (IS)	9.53	117	367990	25.00	ppb	0.12
7) 1,4-Dichlorobenzene-D (IS)	11.85	152	227097	25.00	ppb	0.10
System Monitoring Compounds						
2) Dibromofluoromethane (S)	5.59	111	134076	27.08	ppb	0.18
Spiked Amount	25.000		Recovery	=	108.324%	
3) 1,2-DCA-D4 (S)	5.98	65	91752	28.20	ppb	0.17
Spiked Amount	25.000		Recovery	=	112.804%	
5) Toluene-D8 (S)	8.08	98	428802	24.85	ppb	0.13
Spiked Amount	25.000		Recovery	=	99.396%	
6) 4-Bromofluorobenzene (S)	10.71	95	164131	24.38	ppb	0.11
Spiked Amount	25.000		Recovery	=	97.516%	

Target Compounds

Qvalue

Quantitation Report

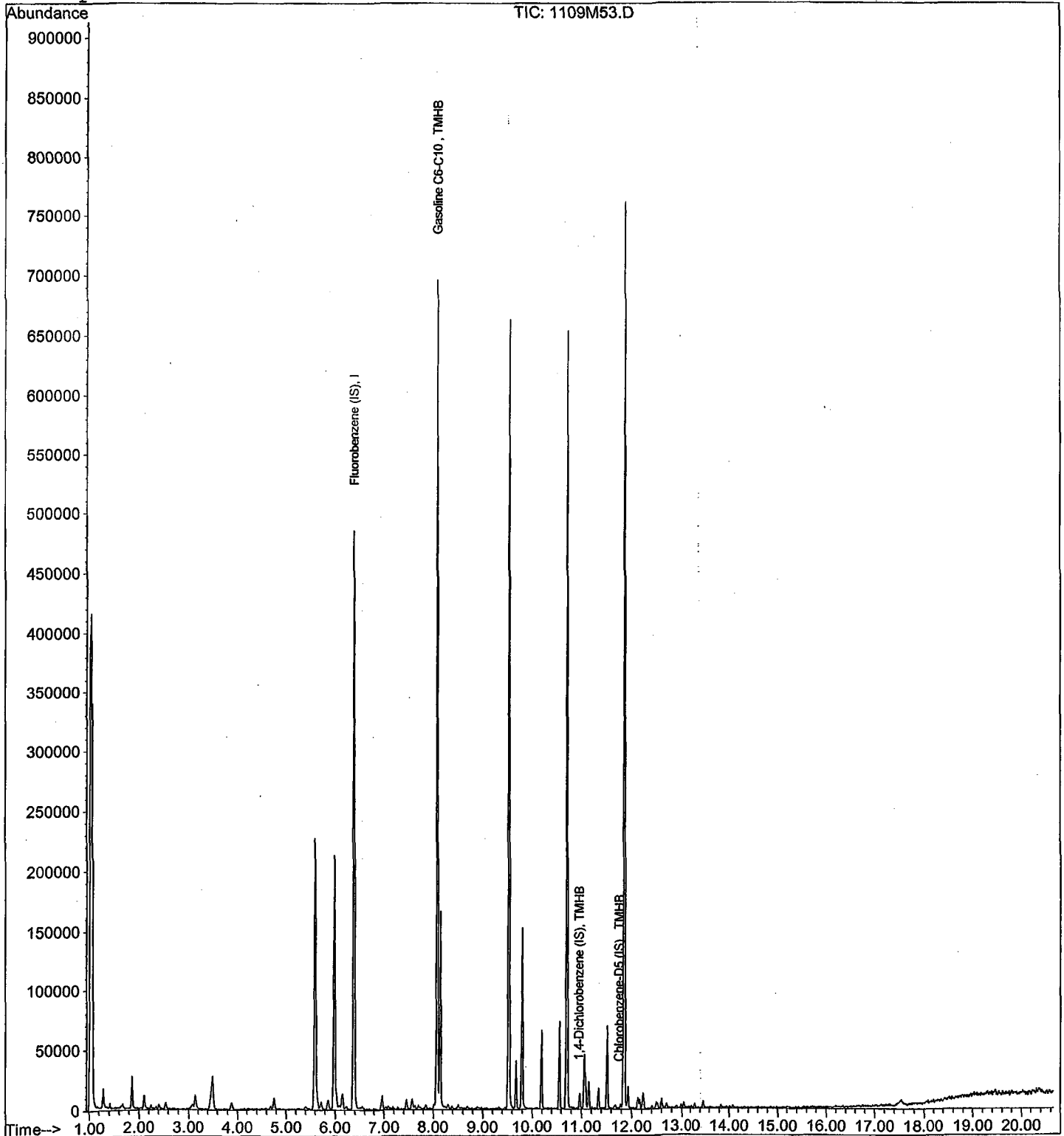
Data File : M:\MAX\DATA\211108\1109M53.D
Acq On : 10 Nov 21 8:03
Sample : Ending CCV 300ug/L 11/9/21
Misc : IS&S 8/4/21

Vial: 24
Operator: LP,DG,CH
Inst : Max
Multiplr: 1.00

Quant Time: Nov 10 8:28 2021

Quant Results File: MGAS0825.RES

Method : M:\MAX\DATA\210922\MGAS0825.M (RTE Integrator)
Title : METHOD 8260B
Last Update : Thu Aug 26 16:19:36 2021
Response via : Initial Calibration



VOLATILE ORGANIC ANALYSIS
VOLATILE ORGANIC COMPOUNDS

Form 7

Ending Continuing Calibration

Lab Name: APPL, Inc.
Case No: _____
Matrix: Water

SDG No: _____
Date Analyzed: 11/10/2021
Instrument: Max
Initial Cal. Date: 8/25/2021
Data File: 1110M17.D

	Compound	MEAN	CCRF	%D	%Drift
1	I Fluorobenzene (IS)	ISTD			I
2	TMHB Gasoline C6-C10	3.704	1.220	67	TMHBL 13
3	TMHB Chlorobenzene-D5 (IS)	ISTD			TMHB
4	TMHB 1,4-Dichlorobenzene (IS)	ISTD			TMHB
5					
6					
7					
8					
9					
10					
11					
12					
13					
14					
15					
16					
17					
18					
19					
20					
21					
22					
23					
24					
25					
26					
27					
28					
29					
30					
31					
32					
33					
34					
35					
36					
37					
38					
39					
40	Average			67.0	

VOLATILE ORGANIC ANALYSIS BY
EPA METHOD 8260B

Form 7

Ending Continuing Calibration

Lab Name: APPL, Inc.
Case No: _____
Matrix: Water

SDG No: _____
Date Analyzed: 11/10/2021
Instrument: Max
Initial Cal. Date: 8/25/2021
Data File: 1110M17.D

		Compound	MEAN	CCRF	%D	%Drift
1	I	Fluorobenzene (IS)	ISTD			I
2	S	Dibromofluoromethane(S)	0.3015	0.3244	7.6	S
3	S	1,2-DCA-D4(S)	0.1981	0.2208	11	S
4	I	Chlorobenzene-D5 (IS)	ISTD			I
5	S	Toluene-D8(S)	1.172	1.173	0.05	S
6	S	4-Bromofluorobenzene(S)	0.4574	0.4523	1.1	S
7	I	1,4-Dichlorobenzene-D (IS)	ISTD			I
8						
9						
10						
11						
12						
13						
14						
15						
16						
17						
18						
19						
20						
21						
22						
23						
24						
25						
26						
27						
28						
29						
30						
31						
32						
33						
34						
35						
36						
37						
38						
39						
40						

Average

4.9

Data File : M:\MAX\DATA\211108\1110M17.D
 Acq On : 10 Nov 21 16:22
 Sample : Ending CCV 300ug/L 11/10/21
 Misc : IS&S 8/4/21

Vial: 17
 Operator: LP,DG,CH
 Inst : Max
 Multiplr: 1.00

Quant Time: Nov 11 8:48 2021

Quant Results File: MGAS0825.RES

Quant Method : M:\MAX\DATA\210922\MGAS0825.M (RTE Integrator)
 Title : METHOD 8260B
 Last Update : Thu Aug 26 16:19:36 2021
 Response via : Initial Calibration
 DataAcq Meth : M8260

Internal Standards	R.T.	QIon	Response	Conc	Units	Dev (Min)
1) Fluorobenzene (IS)	6.37	TIC	471451	25.00	ppb	0.16
3) Chlorobenzene-D5 (IS)	11.75	TIC	1188694m	25.00	ppb	0.00
4) 1,4-Dichlorobenzene (IS)	10.94	TIC	106337m	25.00	ppb	0.00

System Monitoring Compounds

Target Compounds	R.T.	QIon	Response	Conc	Units	Qvalue
2) Gasoline C6-C10	8.08	TIC	6900102m	262.46	ppb	100

Data File : M:\MAX\DATA\211108\1110M17.D
 Acq On : 10 Nov 21 16:22
 Sample : Ending CCV 300ug/L 11/10/21
 Misc : IS&S 8/4/21

Vial: 17
 Operator: LP,DG,CH
 Inst : Max
 Multiplr: 1.00

Quant Time: Nov 11 12:20 2021

Quant Results File: M0825SUR.RES

Quant Method : M:\MAX\DATA\210922\M0825SUR.M (RTE Integrator)
 Title : METHOD 8260B
 Last Update : Thu Aug 26 11:16:48 2021
 Response via : Initial Calibration
 DataAcq Meth : M8260

Internal Standards	R.T.	QIon	Response	Conc	Units	Dev(Min)
1) Fluorobenzene (IS)	6.37	96	398964	25.00	ppb	0.16
4) Chlorobenzene-D5 (IS)	9.53	117	365090	25.00	ppb	0.12
7) 1,4-Dichlorobenzene-D (IS)	11.84	152	223937	25.00	ppb	0.10
System Monitoring Compounds						
2) Dibromofluoromethane(S)	5.59	111	129428	26.90	ppb	0.18
Spiked Amount	25.000		Recovery	=	107.600%	
3) 1,2-DCA-D4(S)	5.98	65	88080	27.86	ppb	0.17
Spiked Amount	25.000		Recovery	=	111.428%	
5) Toluene-D8(S)	8.08	98	428241	25.01	ppb	0.13
Spiked Amount	25.000		Recovery	=	100.052%	
6) 4-Bromofluorobenzene(S)	10.70	95	165140	24.72	ppb	0.11
Spiked Amount	25.000		Recovery	=	98.896%	

Target Compounds

Qvalue

Quantitation Report

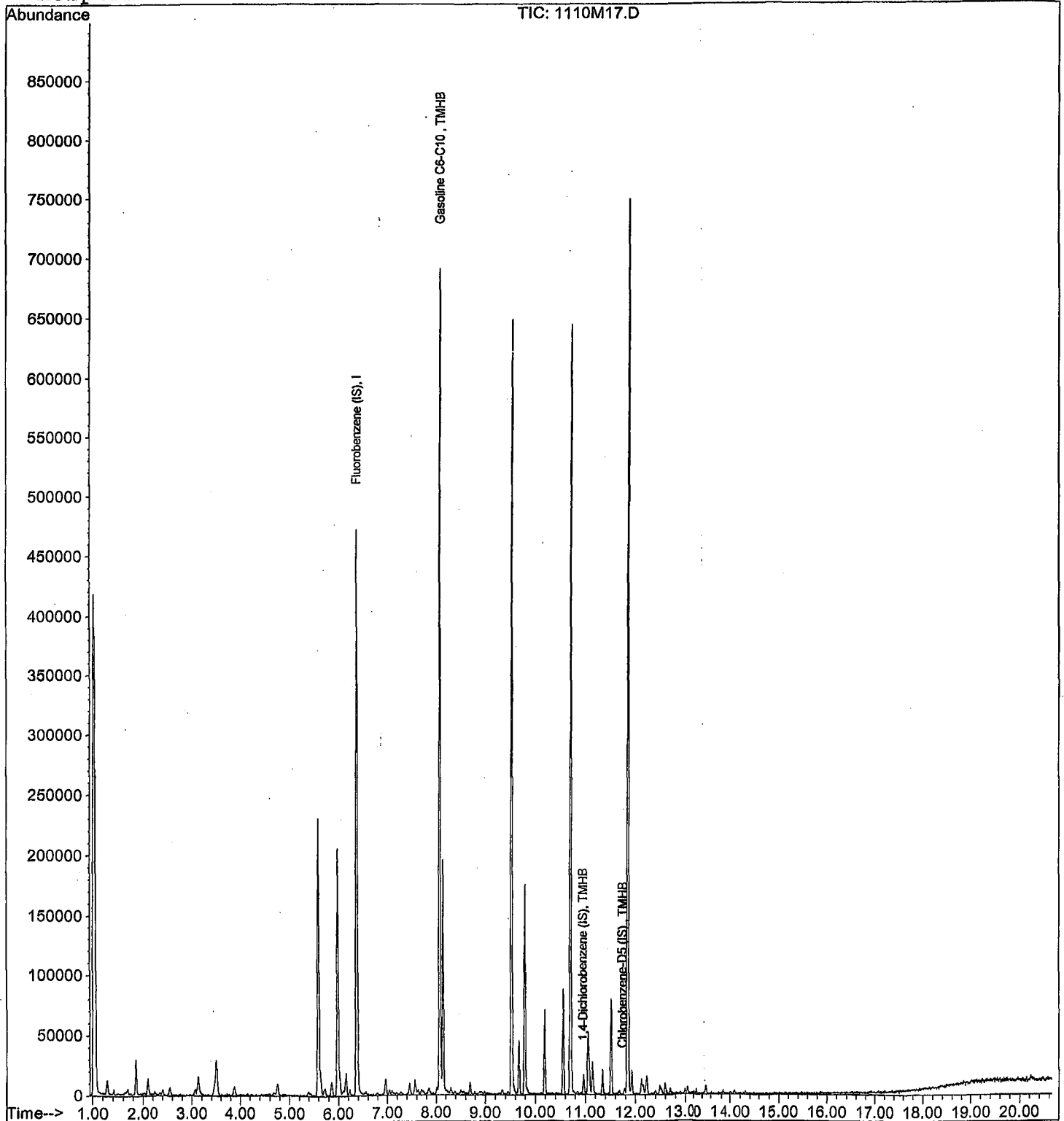
Data File : M:\MAX\DATA\211108\1110M17.D
Acq On : 10 Nov 21 16:22
Sample : Ending CCV 300ug/L 11/10/21
Misc : IS&S 8/4/21

Vial: 17
Operator: LP,DG,CH
Inst : Max
Multiplr: 1.00

Quant Time: Nov 11 8:48 2021

Quant Results File: MGAS0825.RES

Method : M:\MAX\DATA\210922\MGAS0825.M (RTE Integrator)
Title : METHOD 8260B
Last Update : Thu Aug 26 16:19:36 2021
Response via : Initial Calibration



ORGANICS
Raw Data

Quantitation Report (QT Reviewed)

Data File : M:\MAX\DATA\211108\1109M14.D
Acq On : 9 Nov 21 14:12
Sample : BA45107W01
Misc : IS&S 8/4/21

Vial: 14
Operator: LP,DG,CH
Inst : Max
Multiplr: 1.00

Quant Time: Nov 12 11:22 2021

Quant Results File: MGAS0825.RES

Quant Method : M:\MAX\DATA\210922\MGAS0825.M (RTE Integrator)
Title : METHOD 8260B
Last Update : Thu Aug 26 16:19:36 2021
Response via : Initial Calibration
DataAcq Meth : M8260

Internal Standards	R.T.	QIon	Response	Conc	Units	Dev(Min)
1) Fluorobenzene (IS)	6.37	TIC	441021	25.00	ppb	0.16
3) Chlorobenzene-D5 (IS)	11.75	TIC	1113464m	25.00	ppb	0.00
4) 1,4-Dichlorobenzene (IS)	10.94	TIC	6062m	25.00	ppb	0.00

System Monitoring Compounds

Target Compounds

Qvalue

Data File : M:\MAX\DATA\211108\1109M14.D
 Acq On : 9 Nov 21 14:12
 Sample : BA45107W01
 Misc : IS&S 8/4/21

Vial: 14
 Operator: LP,DG,CH
 Inst : Max
 Multiplr: 1.00

Quant Time: Nov 11 12:20 2021

Quant Results File: M0825SUR.RES

Quant Method : M:\MAX\DATA\210922\M0825SUR.M (RTE Integrator)
 Title : METHOD 8260B
 Last Update : Thu Aug 26 11:16:48 2021
 Response via : Initial Calibration
 DataAcq Meth : M8260

Internal Standards	R.T.	QIon	Response	Conc	Units	Dev (Min)
1) Fluorobenzene (IS)	6.37	96	372326	25.00	ppb	0.16
4) Chlorobenzene-D5 (IS)	9.53	117	340452	25.00	ppb	0.11
7) 1,4-Dichlorobenzene-D (IS)	11.85	152	208876	25.00	ppb	0.10
System Monitoring Compounds						
2) Dibromofluoromethane (S)	5.59	111	124548	27.74	ppb	0.18
Spiked Amount	25.000		Recovery	=	110.952%	
3) 1,2-DCA-D4 (S)	5.98	65	84272	28.56	ppb	0.17
Spiked Amount	25.000		Recovery	=	114.236%	
5) Toluene-D8 (S)	8.08	98	392294	24.57	ppb	0.13
Spiked Amount	25.000		Recovery	=	98.288%	
6) 4-Bromofluorobenzene (S)	10.70	95	153323	24.62	ppb	0.11
Spiked Amount	25.000		Recovery	=	98.464%	

Target Compounds

Qvalue

Quantitation Report


Data File : M:\MAX\DATA\211108\1109M14.D
Acq On : 9 Nov 21 14:12
Sample : BA45107W01
Misc : IS&S 8/4/21

Vial: 14
Operator: LP,DG,CH
Inst : Max
Multiplr: 1.00

Quant Time: Nov 12 11:22 2021

Quant Results File: MGAS0825.RES

Method : M:\MAX\DATA\210922\MGAS0825.M (RTE Integrator)
Title : METHOD 8260B
Last Update : Thu Aug 26 16:19:36 2021
Response via : Initial Calibration



Quantitation Report (QT Reviewed)

Data File : M:\MAX\DATA\211108\1109M15.D
 Acq On : 9 Nov 21 14:41
 Sample : BA45108W01
 Misc : IS&S 8/4/21

Vial: 15
 Operator: LP,DG,CH
 Inst : Max
 Multiplr: 1.00

Quant Time: Nov 12 11:23 2021

Quant Results File: MGAS0825.REC

Quant Method : M:\MAX\DATA\210922\MGAS0825.M (RTE Integrator)
 Title : METHOD 8260B
 Last Update : Thu Aug 26 16:19:36 2021
 Response via : Initial Calibration
 DataAcq Meth : M8260

Internal Standards	R.T.	QIon	Response	Conc	Units	Dev(Min)
1) Fluorobenzene (IS)	6.37	TIC	436081	25.00	ppb	0.16
3) Chlorobenzene-D5 (IS)	11.75	TIC	1202216m	25.00	ppb	0.00
4) 1,4-Dichlorobenzene (IS)	10.94	TIC	21078m	25.00	ppb	0.00

System Monitoring Compounds

Target Compounds	R.T.	QIon	Response	Conc	Units	Qvalue
2) Gasoline C6-C10	8.08	TIC	4927612m	38.07	ppb	100

Data File : M:\MAX\DATA\211108\1109M15.D
 Acq On : 9 Nov 21 14:41
 Sample : BA45108W01
 Misc : IS&S 8/4/21

Vial: 15
 Operator: LP,DG,CH
 Inst : Max
 Multiplr: 1.00

Quant Time: Nov 11 12:20 2021

Quant Results File: M0825SUR.RES

Quant Method : M:\MAX\DATA\210922\M0825SUR.M (RTE Integrator)
 Title : METHOD 8260B
 Last Update : Thu Aug 26 11:16:48 2021
 Response via : Initial Calibration
 DataAcq Meth : M8260

Internal Standards	R.T.	QIon	Response	Conc	Units	Dev (Min)
1) Fluorobenzene (IS)	6.37	96	368177	25.00	ppb	0.16
4) Chlorobenzene-D5 (IS)	9.53	117	335248	25.00	ppb	0.12
7) 1,4-Dichlorobenzene-D (IS)	11.85	152	220572	25.00	ppb	0.10
System Monitoring Compounds						
2) Dibromofluoromethane (S)	5.59	111	126712	28.54	ppb	0.18
Spiked Amount	25.000		Recovery	=	114.152%	
3) 1,2-DCA-D4 (S)	5.98	65	86584	29.67	ppb	0.17
Spiked Amount	25.000		Recovery	=	118.692%	
5) Toluene-D8 (S)	8.08	98	394857	25.12	ppb	0.13
Spiked Amount	25.000		Recovery	=	100.464%	
6) 4-Bromofluorobenzene (S)	10.70	95	152499	24.86	ppb	0.11
Spiked Amount	25.000		Recovery	=	99.452%	

Target Compounds

Qvalue

Quantitation Report

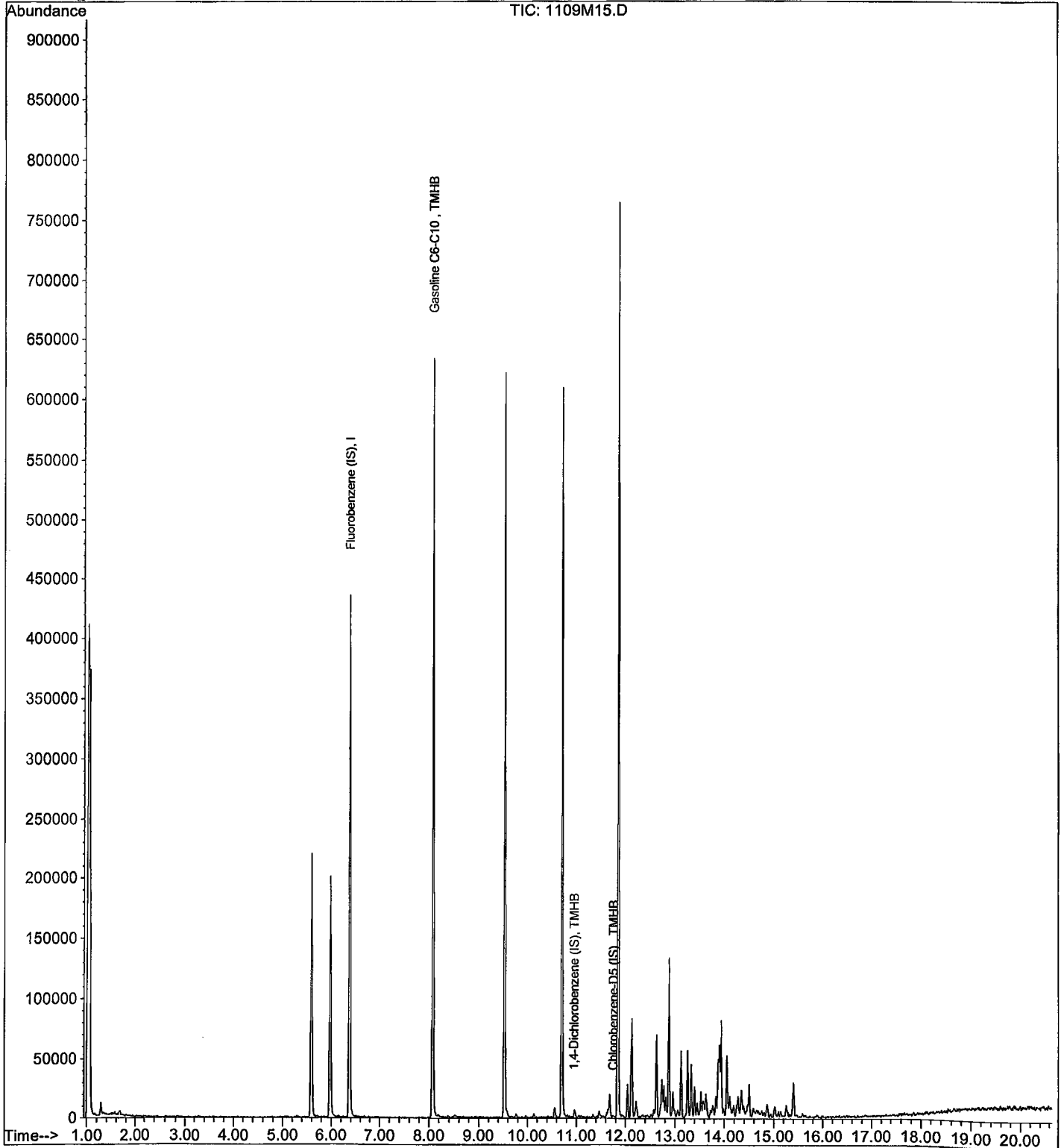
Data File : M:\MAX\DATA\211108\1109M15.D
Acq On : 9 Nov 21 14:41
Sample : BA45108W01
Misc : IS&S 8/4/21

Vial: 15
Operator: LP,DG,CH
Inst : Max
Multiplr: 1.00

Quant Time: Nov 12 11:23 2021

Quant Results File: MGAS0825.RES

Method : M:\MAX\DATA\210922\MGAS0825.M (RTE Integrator)
Title : METHOD 8260B
Last Update : Thu Aug 26 16:19:36 2021
Response via : Initial Calibration



Quantitation Report (QT Reviewed)

Data File : M:\MAX\DATA\211108\1109M16.D Vial: 16
 Acq On : 9 Nov 21 15:09 Operator: LP,DG,CH
 Sample : BA45109W01 Inst : Max
 Misc : IS&S 8/4/21 Multiplr: 1.00

Quant Time: Nov 12 11:23 2021 Quant Results File: MGAS0825.RES

Quant Method : M:\MAX\DATA\210922\MGAS0825.M (RTE Integrator)
 Title : METHOD 8260B
 Last Update : Thu Aug 26 16:19:36 2021
 Response via : Initial Calibration
 DataAcq Meth : M8260

Internal Standards	R.T.	QIon	Response	Conc	Units	Dev(Min)
1) Fluorobenzene (IS)	6.37	TIC	445709	25.00	ppb	0.16
3) Chlorobenzene-D5 (IS)	11.75	TIC	1138347m	25.00	ppb	0.00
4) 1,4-Dichlorobenzene (IS)	10.94	TIC	9643m	25.00	ppb	0.00

System Monitoring Compounds

Target Compounds Qvalue

Data File : M:\MAX\DATA\211108\1109M16.D
 Acq On : 9 Nov 21 15:09
 Sample : BA45109W01
 Misc : IS&S 8/4/21

Vial: 16
 Operator: LP,DG,CH
 Inst : Max
 Multiplr: 1.00

Quant Time: Nov 11 12:20 2021

Quant Results File: M0825SUR.RES

Quant Method : M:\MAX\DATA\210922\M0825SUR.M (RTE Integrator)
 Title : METHOD 8260B
 Last Update : Thu Aug 26 11:16:48 2021
 Response via : Initial Calibration
 DataAcq Meth : M8260

Internal Standards	R.T.	QIon	Response	Conc	Units	Dev (Min)
1) Fluorobenzene (IS)	6.37	96	374251	25.00	ppb	0.16
4) Chlorobenzene-D5 (IS)	9.53	117	346660	25.00	ppb	0.12
7) 1,4-Dichlorobenzene-D (IS)	11.85	152	211219	25.00	ppb	0.10
System Monitoring Compounds						
2) Dibromofluoromethane (S)	5.59	111	127795	28.31	ppb	0.18
Spiked Amount	25.000		Recovery	=	113.256%	
3) 1,2-DCA-D4 (S)	5.98	65	86736	29.24	ppb	0.17
Spiked Amount	25.000		Recovery	=	116.972%	
5) Toluene-D8 (S)	8.08	98	400379	24.63	ppb	0.13
Spiked Amount	25.000		Recovery	=	98.516%	
6) 4-Bromofluorobenzene (S)	10.70	95	154918	24.43	ppb	0.11
Spiked Amount	25.000		Recovery	=	97.704%	

Target Compounds

Qvalue

Quantitation Report


Data File : M:\MAX\DATA\211108\1109M16.D
Acq On : 9 Nov 21 15:09
Sample : BA45109W01
Misc : IS&S 8/4/21

Vial: 16
Operator: LP,DG,CH
Inst : Max
Multiplr: 1.00

Quant Time: Nov 12 11:23 2021

Quant Results File: MGAS0825.RES

Method : M:\MAX\DATA\210922\MGAS0825.M (RTE Integrator)
Title : METHOD 8260B
Last Update : Thu Aug 26 16:19:36 2021
Response via : Initial Calibration



Data File : M:\MAX\DATA\211108\1109M17.D
 Acq On : 9 Nov 21 15:38
 Sample : BA45110W01
 Misc : IS&S 8/4/21

Vial: 17
 Operator: LP,DG,CH
 Inst : Max
 Multiplr: 1.00

Quant Time: Nov 12 11:24 2021

Quant Results File: MGAS0825.RES

Quant Method : M:\MAX\DATA\210922\MGAS0825.M (RTE Integrator)
 Title : METHOD 8260B
 Last Update : Thu Aug 26 16:19:36 2021
 Response via : Initial Calibration
 DataAcq Meth : M8260

Internal Standards	R.T.	QIon	Response	Conc	Units	Dev(Min)
1) Fluorobenzene (IS)	6.37	TIC	449796	25.00	ppb	0.16
3) Chlorobenzene-D5 (IS)	11.75	TIC	1310653m	25.00	ppb	0.00
4) 1,4-Dichlorobenzene (IS)	10.94	TIC	110475m	25.00	ppb	0.00

System Monitoring Compounds

Target Compounds	R.T.	QIon	Response	Conc	Units	Qvalue
2) Gasoline C6-C10	8.08	TIC	5304022m	71.18	ppb	100

Data File : M:\MAX\DATA\211108\1109M17.D
 Acq On : 9 Nov 21 15:38
 Sample : BA45110W01
 Misc : IS&S 8/4/21

Vial: 17
 Operator: LP,DG,CH
 Inst : Max
 Multiplr: 1.00

Quant Time: Nov 11 12:20 2021

Quant Results File: M0825SUR.RES

Quant Method : M:\MAX\DATA\210922\M0825SUR.M (RTE Integrator)
 Title : METHOD 8260B
 Last Update : Thu Aug 26 11:16:48 2021
 Response via : Initial Calibration
 DataAcq Meth : M8260

Internal Standards	R.T.	QIon	Response	Conc	Units	Dev (Min)
1) Fluorobenzene (IS)	6.37	96	379903	25.00	ppb	0.16
4) Chlorobenzene-D5 (IS)	9.53	117	349308	25.00	ppb	0.12
7) 1,4-Dichlorobenzene-D (IS)	11.85	152	231087	25.00	ppb	0.10
System Monitoring Compounds						
2) Dibromofluoromethane (S)	5.59	111	124409	27.15	ppb	0.18
Spiked Amount			Recovery	=	108.616%	
3) 1,2-DCA-D4 (S)	5.98	65	87536	29.07	ppb	0.17
Spiked Amount			Recovery	=	116.296%	
5) Toluene-D8 (S)	8.08	98	405616	24.76	ppb	0.13
Spiked Amount			Recovery	=	99.048%	
6) 4-Bromofluorobenzene (S)	10.70	95	162350	25.40	ppb	0.11
Spiked Amount			Recovery	=	101.616%	

Target Compounds

Qvalue

Quantitation Report

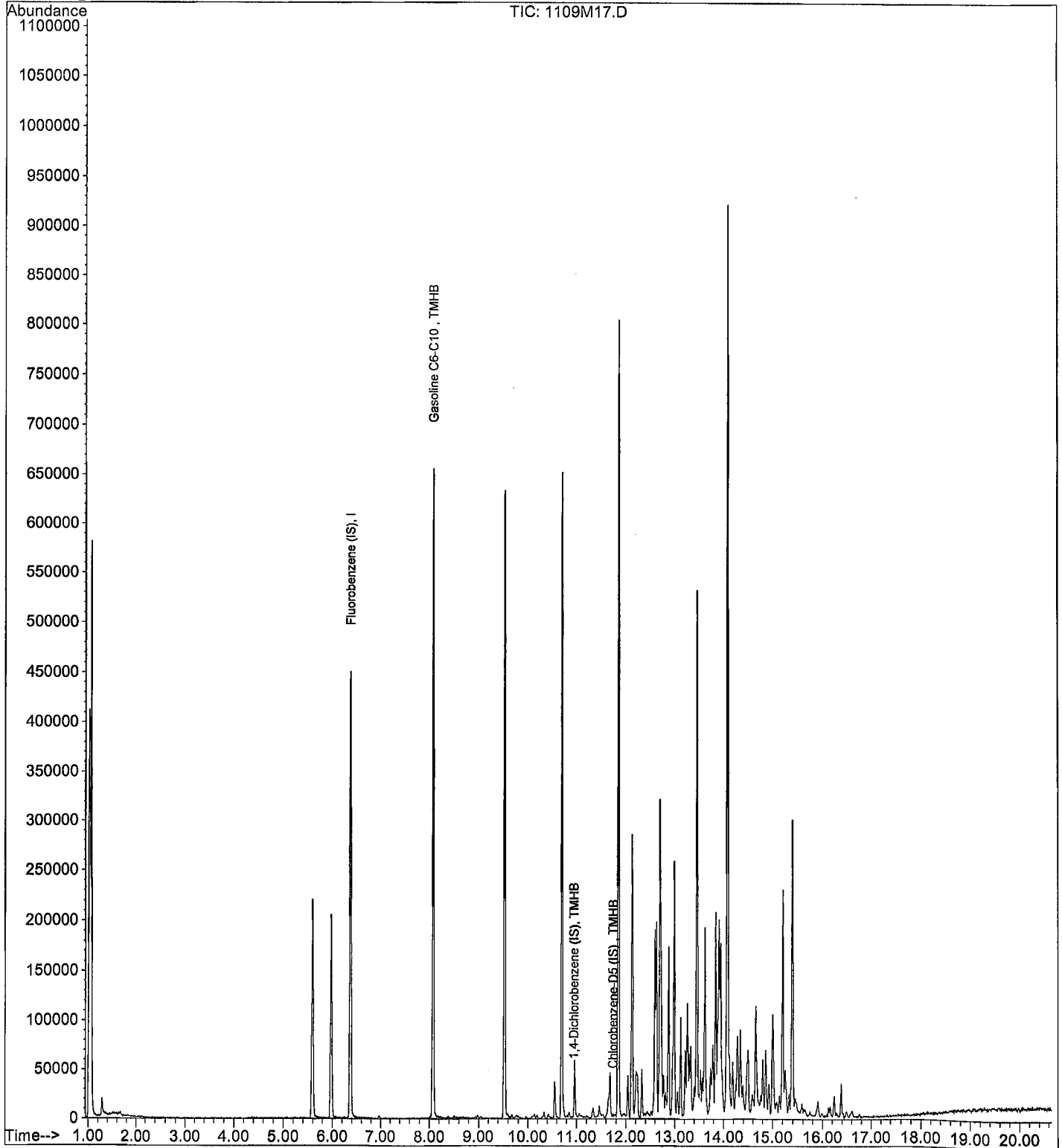
Data File : M:\MAX\DATA\211108\1109M17.D
Acq On : 9 Nov 21 15:38
Sample : BA45110W01
Misc : IS&S 8/4/21

Vial: 17
Operator: LP,DG,CH
Inst : Max
Multiplr: 1.00

Quant Time: Nov 12 11:24 2021

Quant Results File: MGAS0825.RES

Method : M:\MAX\DATA\210922\MGAS0825.M (RTE Integrator)
Title : METHOD 8260B
Last Update : Thu Aug 26 16:19:36 2021
Response via : Initial Calibration



Quantitation Report (QT Reviewed)

Data File : M:\MAX\DATA\211108\1109M18.D Vial: 18
 Acq On : 9 Nov 21 16:06 Operator: LP,DG,CH
 Sample : BA45111W01 Inst : Max
 Misc : IS&S 8/4/21 Multiplr: 1.00

Quant Time: Nov 12 11:24 2021 Quant Results File: MGAS0825.RES

Quant Method : M:\MAX\DATA\210922\MGAS0825.M (RTE Integrator)
 Title : METHOD 8260B
 Last Update : Thu Aug 26 16:19:36 2021
 Response via : Initial Calibration
 DataAcq Meth : M8260

Internal Standards	R.T.	QIon	Response	Conc	Units	Dev(Min)
1) Fluorobenzene (IS)	6.37	TIC	442474	25.00	ppb	0.16
3) Chlorobenzene-D5 (IS)	11.75	TIC	1182074m	25.00	ppb	0.00
4) 1,4-Dichlorobenzene (IS)	10.94	TIC	7206m	25.00	ppb	0.00

System Monitoring Compounds

Target Compounds Qvalue

Data File : M:\MAX\DATA\211108\1109M18.D
 Acq On : 9 Nov 21 16:06
 Sample : BA45111W01
 Misc : IS&S 8/4/21

Vial: 18
 Operator: LP,DG,CH
 Inst : Max
 Multiplr: 1.00

Quant Time: Nov 11 12:20 2021

Quant Results File: M0825SUR.RES

Quant Method : M:\MAX\DATA\210922\M0825SUR.M (RTE Integrator)
 Title : METHOD 8260B
 Last Update : Thu Aug 26 11:16:48 2021
 Response via : Initial Calibration
 DataAcq Meth : M8260

Internal Standards	R.T.	QIon	Response	Conc	Units	Dev (Min)
1) Fluorobenzene (IS)	6.37	96	365985	25.00	ppb	0.16
4) Chlorobenzene-D5 (IS)	9.53	117	348750	25.00	ppb	0.12
7) 1,4-Dichlorobenzene-D (IS)	11.84	152	225110	25.00	ppb	0.10
System Monitoring Compounds						
2) Dibromofluoromethane(S)	5.59	111	126887	28.75	ppb	0.18
Spiked Amount	25.000		Recovery	=	114.992%	
3) 1,2-DCA-D4(S)	5.98	65	87728	30.25	ppb	0.17
Spiked Amount	25.000		Recovery	=	120.980%	
5) Toluene-D8(S)	8.08	98	394763	24.14	ppb	0.13
Spiked Amount	25.000		Recovery	=	96.552%	
6) 4-Bromofluorobenzene(S)	10.70	95	152033	23.83	ppb	0.11
Spiked Amount	25.000		Recovery	=	95.312%	

Target Compounds

Qvalue

Quantitation Report


Data File : M:\MAX\DATA\211108\1109M18.D
Acq On : 9 Nov 21 16:06
Sample : BA45111W01
Misc : IS&S 8/4/21

Vial: 18
Operator: LP,DG,CH
Inst : Max
Multiplr: 1.00

Quant Time: Nov 12 11:24 2021

Quant Results File: MGAS0825.RES

Method : M:\MAX\DATA\210922\MGAS0825.M (RTE Integrator)
Title : METHOD 8260B
Last Update : Thu Aug 26 16:19:36 2021
Response via : Initial Calibration



Data File : M:\MAX\DATA\211108\1110M09.D
Acq On : 10 Nov 21 12:36
Sample : BA45112W02
Misc : IS&S 8/4/21

Vial: 9
Operator: LP,DG,CH
Inst : Max
Multiplr: 1.00

Quant Time: Nov 12 11:34 2021

Quant Results File: MGAS0825.RES

Quant Method : M:\MAX\DATA\210922\MGAS0825.M (RTE Integrator)
Title : METHOD 8260B
Last Update : Thu Aug 26 16:19:36 2021
Response via : Initial Calibration
DataAcq Meth : M8260

Internal Standards	R.T.	QIon	Response	Conc	Units	Dev(Min)
1) Fluorobenzene (IS)	6.37	TIC	481794	25.00	ppb	0.16
3) Chlorobenzene-D5 (IS)	11.75	TIC	1170099m	25.00	ppb	0.00
4) 1,4-Dichlorobenzene (IS)	10.94	TIC	7669m	25.00	ppb	0.00

System Monitoring Compounds

Target Compounds

Qvalue

Quantitation Report (Not Reviewed)

Data File : M:\MAX\DATA\211108\1110M09.D
 Acq On : 10 Nov 21 12:36
 Sample : BA45112W02
 Misc : IS&S 8/4/21

Vial: 9
 Operator: LP,DG,CH
 Inst : Max
 Multiplr: 1.00

Quant Time: Nov 11 12:20 2021

Quant Results File: M0825SUR.RES

Quant Method : M:\MAX\DATA\210922\M0825SUR.M (RTE Integrator)
 Title : METHOD 8260B
 Last Update : Thu Aug 26 11:16:48 2021
 Response via : Initial Calibration
 DataAcq Meth : M8260

Internal Standards	R.T.	QI on	Response	Conc	Units	Dev (Min)
1) Fluorobenzene (IS)	6.37	96	410713	25.00	ppb	0.16
4) Chlorobenzene-D5 (IS)	9.53	117	370640	25.00	ppb	0.12
7) 1,4-Dichlorobenzene-D (IS)	11.85	152	216916	25.00	ppb	0.10
System Monitoring Compounds						
2) Dibromofluoromethane (S)	5.59	111	129565	26.16	ppb	0.18
Spiked Amount	25.000		Recovery	=	104.632%	
3) 1,2-DCA-D4 (S)	5.98	65	90720	27.87	ppb	0.17
Spiked Amount	25.000		Recovery	=	111.484%	
5) Toluene-D8 (S)	8.08	98	432266	24.87	ppb	0.13
Spiked Amount	25.000		Recovery	=	99.480%	
6) 4-Bromofluorobenzene (S)	10.71	95	162068	23.90	ppb	0.11
Spiked Amount	25.000		Recovery	=	95.600%	

Target Compounds Qvalue

Quantitation Report


Data File : M:\MAX\DATA\211108\1110M09.D
Acq On : 10 Nov 21 12:36
Sample : BA45112W02
Misc : IS&S 8/4/21

Vial: 9
Operator: LP,DG,CH
Inst : Max
Multiplr: 1.00

Quant Time: Nov 12 11:34 2021

Quant Results File: MGAS0825.RES

Method : M:\MAX\DATA\210922\MGAS0825.M (RTE Integrator)
Title : METHOD 8260B
Last Update : Thu Aug 26 16:19:36 2021
Response via : Initial Calibration



Quantitation Report

(QT Reviewed)

Data File : M:\MAX\DATA\211108\1110M10.D
 Acq On : 10 Nov 21 13:04
 Sample : BA45113W03
 Misc : IS&S 8/4/21

Vial: 10
 Operator: LP,DG,CH
 Inst : Max
 Multiplr: 1.00

Quant Time: Nov 12 11:35 2021

Quant Results File: MGAS0825.RES

Quant Method : M:\MAX\DATA\210922\MGAS0825.M (RTE Integrator)
 Title : METHOD 8260B
 Last Update : Thu Aug 26 16:19:36 2021
 Response via : Initial Calibration
 DataAcq Meth : M8260

Internal Standards	R.T.	QIon	Response	Conc	Units	Dev(Min)
1) Fluorobenzene (IS)	6.38	TIC	477979	25.00	ppb	0.16
3) Chlorobenzene-D5 (IS)	11.75	TIC	1146360m	25.00	ppb	0.00
4) 1,4-Dichlorobenzene (IS)	10.94	TIC	7706m	25.00	ppb	0.00

System Monitoring Compounds

Target Compounds

Qvalue

Quantitation Report (Not Reviewed)

Data File : M:\MAX\DATA\211108\1110M10.D
 Acq On : 10 Nov 21 13:04
 Sample : BA45113W03
 Misc : IS&S 8/4/21

Vial: 10
 Operator: LP,DG,CH
 Inst : Max
 Multiplr: 1.00

Quant Time: Nov 11 12:20 2021

Quant Results File: M0825SUR.RES

Quant Method : M:\MAX\DATA\210922\M0825SUR.M (RTE Integrator)
 Title : METHOD 8260B
 Last Update : Thu Aug 26 11:16:48 2021
 Response via : Initial Calibration
 DataAcq Meth ; M8260

Internal Standards	R.T.	QIon	Response	Conc	Units	Dev (Min)
1) Fluorobenzene (IS)	6.38	96	400453	25.00	ppb	0.16
4) Chlorobenzene-D5 (IS)	9.53	117	363442	25.00	ppb	0.12
7) 1,4-Dichlorobenzene-D (IS)	11.85	152	215035	25.00	ppb	0.10
System Monitoring Compounds						
2) Dibromofluoromethane(S)	5.59	111	135682	28.09	ppb	0.18
Spiked Amount			Recovery	=	112.380%	
3) 1,2-DCA-D4(S)	5.99	65	91680	28.89	ppb	0.17
Spiked Amount			Recovery	=	115.548%	
5) Toluene-D8(S)	8.08	98	425502	24.97	ppb	0.13
Spiked Amount			Recovery	=	99.864%	
6) 4-Bromofluorobenzene(S)	10.71	95	164881	24.80	ppb	0.11
Spiked Amount			Recovery	=	99.188%	

Target Compounds Qvalue

Quantitation Report


Data File : M:\MAX\DATA\211108\1110M10.D
Acq On : 10 Nov 21 13:04
Sample : BA45113W03
Misc : IS&S 8/4/21

Vial: 10
Operator: LP,DG,CH
Inst : Max
Multiplr: 1.00

Quant Time: Nov 12 11:35 2021

Quant Results File: MGAS0825.RES

Method : M:\MAX\DATA\210922\MGAS0825.M (RTE Integrator)
Title : METHOD 8260B
Last Update : Thu Aug 26 16:19:36 2021
Response via : Initial Calibration



Quantitation Report (QT Reviewed)

Data File : M:\MAX\DATA\211108\1110M11.D
 Acq On : 10 Nov 21 13:32
 Sample : BA45114W02
 Misc : IS&S 8/4/21

Vial: 11
 Operator: LP,DG,CH
 Inst : Max
 Multiplr: 1.00

Quant Time: Nov 12 11:35 2021

Quant Results File: MGAS0825.RES

Quant Method : M:\MAX\DATA\210922\MGAS0825.M (RTE Integrator)
 Title : METHOD 8260B
 Last Update : Thu Aug 26 16:19:36 2021
 Response via : Initial Calibration
 DataAcq Meth : M8260

Internal Standards	R.T.	QIon	Response	Conc	Units	Dev (Min)
1) Fluorobenzene (IS)	6.37	TIC	462014	25.00	ppb	0.16
3) Chlorobenzene-D5 (IS)	11.75	TIC	1140889m	25.00	ppb	0.00
4) 1,4-Dichlorobenzene (IS)	10.94	TIC	12108m	25.00	ppb	0.00

System Monitoring Compounds

Target Compounds

Qvalue

Quantitation Report (Not Reviewed)

Data File : M:\MAX\DATA\211108\1110M11.D
 Acq On : 10 Nov 21 13:32
 Sample : BA45114W02
 Misc : IS&S 8/4/21

Vial: 11
 Operator: LP,DG,CH
 Inst : Max
 Multiplr: 1.00

Quant Time: Nov 11 12:20 2021

Quant Results File: M0825SUR.RES

Quant Method : M:\MAX\DATA\210922\M0825SUR.M (RTE Integrator)
 Title : METHOD 8260B
 Last Update : Thu Aug 26 11:16:48 2021
 Response via : Initial Calibration
 DataAcq Meth : M8260

Internal Standards	R.T.	QIon	Response	Conc	Units	Dev(Min)
1) Fluorobenzene (IS)	6.37	96	393519	25.00	ppb	0.16
4) Chlorobenzene-D5 (IS)	9.53	117	365510	25.00	ppb	0.12
7) 1,4-Dichlorobenzene-D (IS)	11.85	152	211433	25.00	ppb	0.10
System Monitoring Compounds						
2) Dibromofluoromethane(S)	5.59	111	130094	27.41	ppb	0.18
Spiked Amount	25.000		Recovery	=	109.648%	
3) 1,2-DCA-D4(S)	5.98	65	91056	29.20	ppb	0.17
Spiked Amount	25.000		Recovery	=	116.784%	
5) Toluene-D8(S)	8.08	98	418880	24.44	ppb	0.13
Spiked Amount	25.000		Recovery	=	97.756%	
6) 4-Bromofluorobenzene(S)	10.70	95	160787	24.04	ppb	0.11
Spiked Amount	25.000		Recovery	=	96.176%	

Target Compounds

Qvalue

Quantitation Report


Data File : M:\MAX\DATA\211108\1110M11.D
Acq On : 10 Nov 21 13:32
Sample : BA45114W02
Misc : IS&S 8/4/21

Vial: 11
Operator: LP,DG,CH
Inst : Max
Multiplr: 1.00

Quant Time: Nov 12 11:35 2021

Quant Results File: MGAS0825.RES

Method : M:\MAX\DATA\210922\MGAS0825.M (RTE Integrator)
Title : METHOD 8260B
Last Update : Thu Aug 26 16:19:36 2021
Response via : Initial Calibration



Quantitation Report (QT Reviewed)

Data File : M:\MAX\DATA\211108\1109M07.D Vial: 7
 Acq On : 9 Nov 21 10:53 Operator: LP,DG,CH
 Sample : 211109A LCSD 300ug/L Inst : Max
 Misc : IS&S 8/4/21 Multiplr: 1.00

Quant Time: Nov 9 11:30 2021 Quant Results File: MGAS0825.RES

Quant Method : M:\MAX\DATA\210922\MGAS0825.M (RTE Integrator)
 Title : METHOD 8260B
 Last Update : Thu Aug 26 16:19:36 2021
 Response via : Initial Calibration
 DataAcq Meth : M8260

Internal Standards	R.T.	QIon	Response	Conc	Units	Dev (Min)
1) Fluorobenzene (IS)	6.38	TIC	448272	25.00	ppb	0.16
3) Chlorobenzene-D5 (IS)	11.75	TIC	1181987m	25.00	ppb	0.00
4) 1,4-Dichlorobenzene (IS)	10.94	TIC	94459m	25.00	ppb	0.00

System Monitoring Compounds

Target Compounds	R.T.	QIon	Response	Conc	Units	Qvalue
2) Gasoline C6-C10	8.08	TIC	6829981m	302.84	ppb	100

Data File : M:\MAX\DATA\211108\1109M07.D
 Acq On : 9 Nov 21 10:53
 Sample : 211109A LCSD 300ug/L
 Misc : IS&S 8/4/21

Vial: 7
 Operator: LP,DG,CH
 Inst : Max
 Multiplr: 1.00

Quant Time: Nov 11 12:20 2021

Quant Results File: M0825SUR.RES

Quant Method : M:\MAX\DATA\210922\M0825SUR.M (RTE Integrator)
 Title : METHOD 8260B
 Last Update : Thu Aug 26 11:16:48 2021
 Response via : Initial Calibration
 DataAcq Meth : M8260

Internal Standards	R.T.	QIon	Response	Conc	Units	Dev (Min)
1) Fluorobenzene (IS)	6.38	96	381243	25.00	ppb	0.16
4) Chlorobenzene-D5 (IS)	9.53	117	358782	25.00	ppb	0.11
7) 1,4-Dichlorobenzene-D (IS)	11.85	152	225315	25.00	ppb	0.10
System Monitoring Compounds						
2) Dibromofluoromethane(S)	5.60	111	128695	27.99	ppb	0.18
Spiked Amount	25.000		Recovery	=	111.964%	
3) 1,2-DCA-D4(S)	5.98	65	87120	28.83	ppb	0.17
Spiked Amount	25.000		Recovery	=	115.336%	
5) Toluene-D8(S)	8.08	98	422811	25.13	ppb	0.13
Spiked Amount	25.000		Recovery	=	100.520%	
6) 4-Bromofluorobenzene(S)	10.70	95	162586	24.77	ppb	0.11
Spiked Amount	25.000		Recovery	=	99.076%	

Target Compounds

Qvalue

Quantitation Report

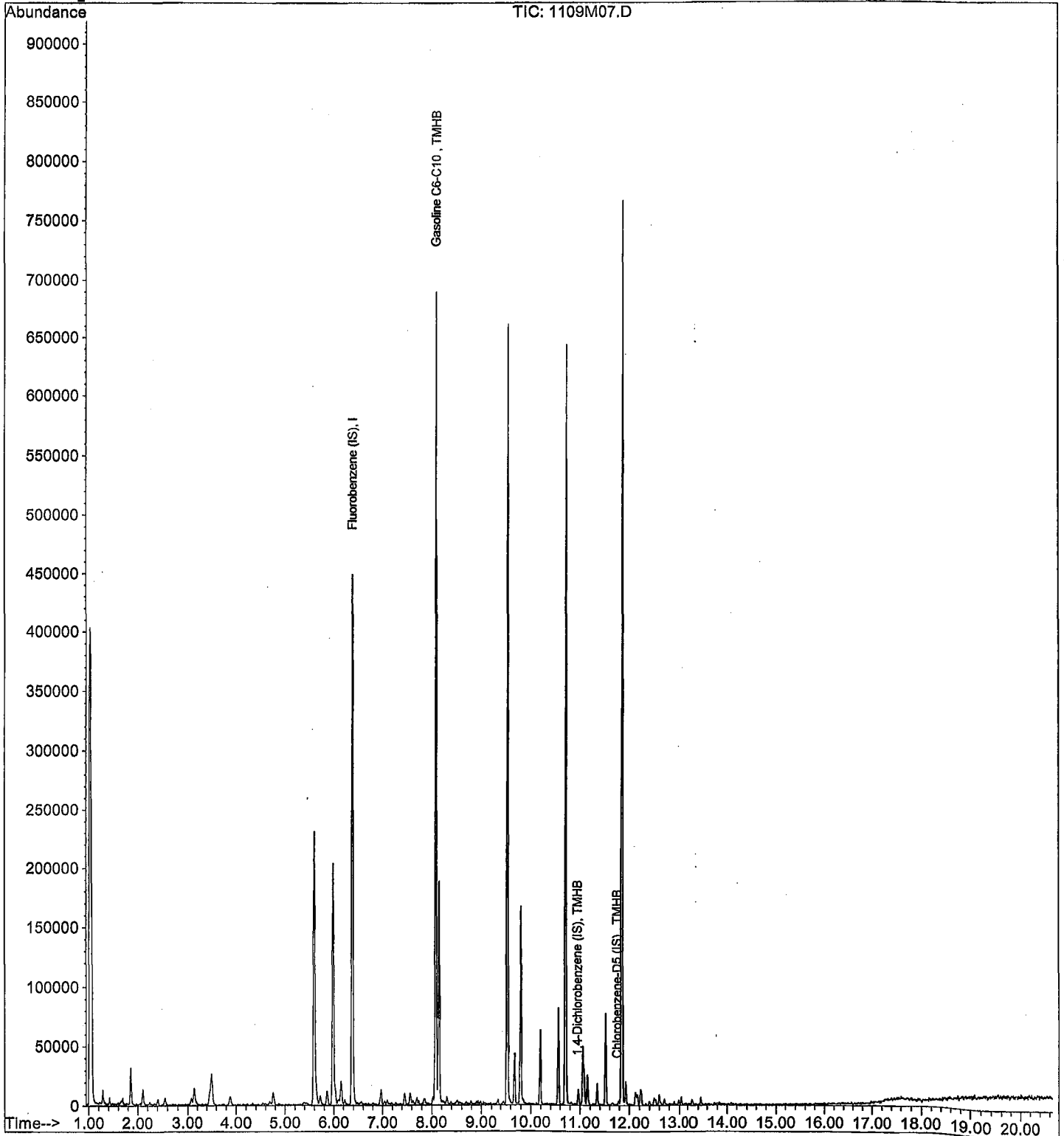
Data File : M:\MAX\DATA\211108\1109M07.D
Acq On : 9 Nov 21 10:53
Sample : 211109A LCSD 300ug/L
Misc : IS&S 8/4/21

Vial: 7
Operator: LP, DG, CH
Inst : Max
Multiplr: 1.00

Quant Time: Nov 9 11:30 2021

Quant Results File: MGAS0825.RES

Method : M:\MAX\DATA\210922\MGAS0825.M (RTE Integrator)
Title : METHOD 8260B
Last Update : Thu Aug 26 16:19:36 2021
Response via : Initial Calibration



Data File : M:\MAX\DATA\211108\1110M07.D
 Acq On : 10 Nov 21 11:39
 Sample : 211110A LCSD 300ug/L
 Misc : IS&S 8/4/21

Vial: 7
 Operator: LP,DG,CH
 Inst : Max
 Multiplr: 1.00

Quant Time: Nov 10 12:08 2021

Quant Results File: MGAS0825.RES

Quant Method : M:\MAX\DATA\210922\MGAS0825.M (RTE Integrator)
 Title : METHOD 8260B
 Last Update : Thu Aug 26 16:19:36 2021
 Response via : Initial Calibration
 DataAcq Meth : M8260

Internal Standards	R.T.	QIon	Response	Conc	Units	Dev (Min)
1) Fluorobenzene (IS)	6.37	TIC	477381	25.00	ppb	0.16
3) Chlorobenzene-D5 (IS)	11.75	TIC	1182722m	25.00	ppb	0.00
4) 1,4-Dichlorobenzene (IS)	10.94	TIC	97500m	25.00	ppb	0.00

System Monitoring Compounds

Target Compounds	R.T.	QIon	Response	Conc	Units	Qvalue
2) Gasoline C6-C10	8.08	TIC	7063829m	273.30	ppb	100

Data File : M:\MAX\DATA\211108\1110M07.D
 Acq On : 10 Nov 21 11:39
 Sample : 211110A LCSD 300ug/L
 Misc : IS&S 8/4/21

Vial: 7
 Operator: LP,DG,CH
 Inst : Max
 Multiplr: 1.00

Quant Time: Nov 11 12:20 2021

Quant Results File: M0825SUR.RES

Quant Method : M:\MAX\DATA\210922\M0825SUR.M (RTE Integrator)
 Title : METHOD 8260B
 Last Update : Thu Aug 26 11:16:48 2021
 Response via : Initial Calibration
 DataAcq Meth : M8260

Internal Standards	R.T.	QIon	Response	Conc	Units	Dev (Min)
1) Fluorobenzene (IS)	6.38	96	403358	25.00	ppb	0.16
4) Chlorobenzene-D5 (IS)	9.53	117	370466	25.00	ppb	0.12
7) 1,4-Dichlorobenzene-D (IS)	11.85	152	227608	25.00	ppb	0.11

System Monitoring Compounds

2) Dibromofluoromethane(S)	5.60	111	130759	26.88	ppb	0.18
Spiked Amount	25.000		Recovery	=	107.520%	
3) 1,2-DCA-D4(S)	5.98	65	90944	28.45	ppb	0.17
Spiked Amount	25.000		Recovery	=	113.796%	
5) Toluene-D8(S)	8.08	98	429428	24.72	ppb	0.13
Spiked Amount	25.000		Recovery	=	98.876%	
6) 4-Bromofluorobenzene(S)	10.70	95	168463	24.86	ppb	0.11
Spiked Amount	25.000		Recovery	=	99.420%	

Target Compounds

Qvalue

Quantitation Report

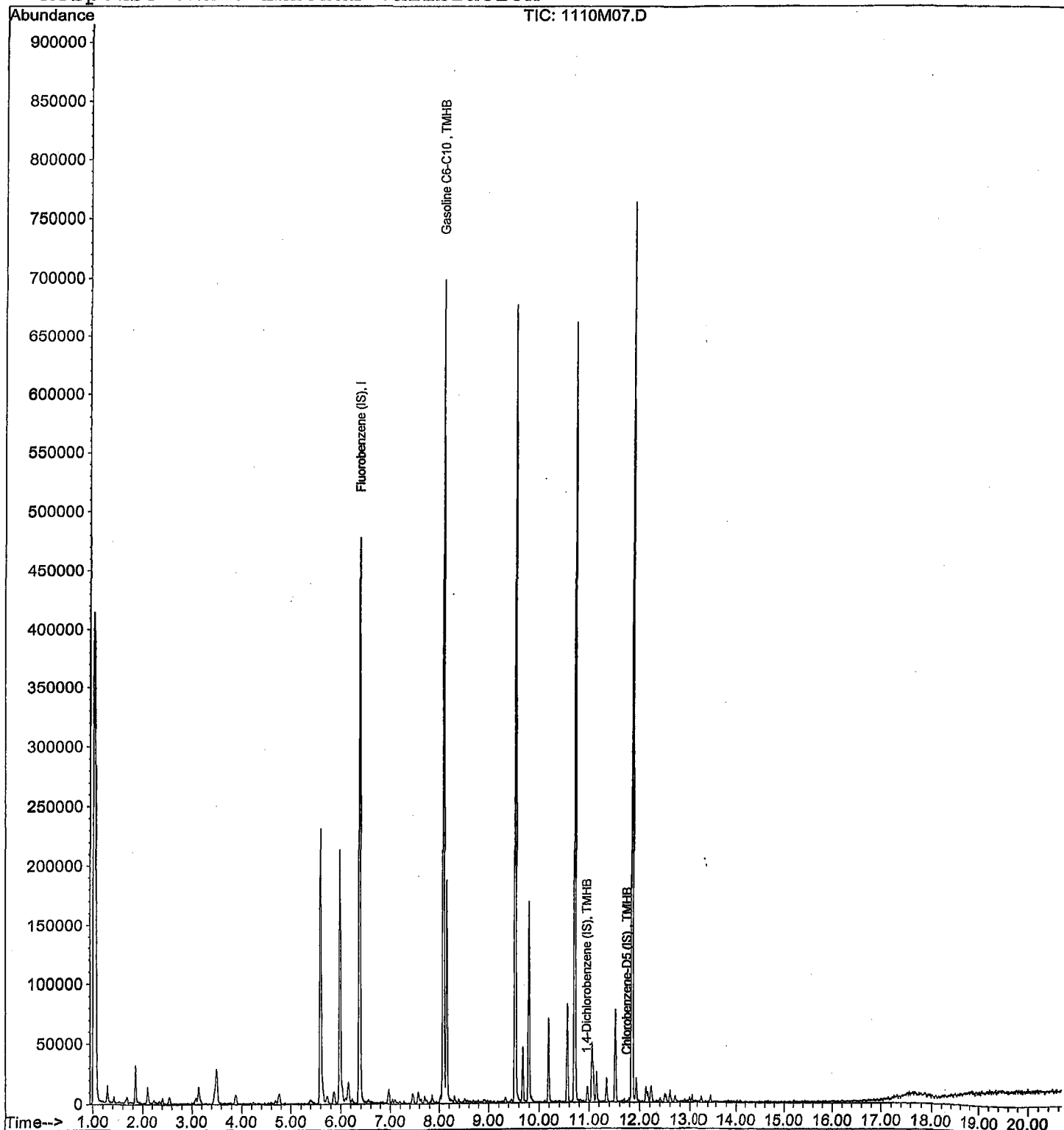
Data File : M:\MAX\DATA\211108\1110M07.D
Acq On : 10 Nov 21 11:39
Sample : 211110A LCSD 300ug/L
Misc : IS&S 8/4/21

Vial: 7
Operator: LP,DG,CH
Inst : Max
Multiplr: 1.00

Quant Time: Nov 10 12:08 2021

Quant Results File: MGAS0825.RES

Method : M:\MAX\DATA\210922\MGAS0825.M (RTE Integrator)
Title : METHOD 8260B
Last Update : Thu Aug 26 16:19:36 2021
Response via : Initial Calibration



Data File : M:\MAX\DATA\211108\1109M08.D
 Acq On : 9 Nov 21 11:22
 Sample : 211109A BLK
 Misc : IS&S 8/4/21

Vial: 8
 Operator: LP, DG, CH
 Inst : Max
 Multiplr: 1.00

Quant Time: Nov 11 12:00 2021

Quant Results File: MGAS0825.RES

Quant Method : M:\MAX\DATA\210922\MGAS0825.M (RTE Integrator)
 Title : METHOD 8260B
 Last Update : Thu Aug 26 16:19:36 2021
 Response via : Initial Calibration
 DataAcq Meth : M8260

Internal Standards	R.T.	QIon	Response	Conc	Units	Dev (Min)
1) Fluorobenzene (IS)	6.38	TIC	447667	25.00	ppb	0.16
3) Chlorobenzene-D5 (IS)	11.75	TIC	1131886m	25.00	ppb	0.00
4) 1,4-Dichlorobenzene (IS)	10.94	TIC	11121m	25.00	ppb	0.00

System Monitoring Compounds

Target Compounds

Qvalue

Quantitation Report (Not Reviewed)

Data File : M:\MAX\DATA\211108\1109M08.D
 Acq On : 9 Nov 21 11:22
 Sample : 211109A BLK
 Misc : IS&S 8/4/21

Vial: 8
 Operator: LP,DG,CH
 Inst : Max
 Multiplr: 1.00

Quant Time: Nov 11 12:20 2021

Quant Results File: M0825SUR.RES

Quant Method : M:\MAX\DATA\210922\M0825SUR.M (RTE Integrator)
 Title : METHOD 8260B
 Last Update : Thu Aug 26 11:16:48 2021
 Response via : Initial Calibration
 DataAcq Meth : M8260

Internal Standards	R.T.	QIon	Response	Conc	Units	Dev(Min)
1) Fluorobenzene (IS)	6.38	96	377871	25.00	ppb	0.16
4) Chlorobenzene-D5 (IS)	9.53	117	344545	25.00	ppb	0.12
7) 1,4-Dichlorobenzene-D (IS)	11.85	152	212548	25.00	ppb	0.11
System Monitoring Compounds						
2) Dibromofluoromethane(S)	5.60	111	128047	28.10	ppb	0.18
Spiked Amount	25.000		Recovery	=	112.392%	
3) 1,2-DCA-D4(S)	5.98	65	89912	30.02	ppb	0.17
Spiked Amount	25.000		Recovery	=	120.092%	
5) Toluene-D8(S)	8.08	98	410777	25.42	ppb	0.13
Spiked Amount	25.000		Recovery	=	101.696%	
6) 4-Bromofluorobenzene(S)	10.70	95	157629	25.01	ppb	0.11
Spiked Amount	25.000		Recovery	=	100.024%	

Target Compounds

Qvalue

Quantitation Report


Data File : M:\MAX\DATA\211108\1109M08.D
Acq On : 9 Nov 21 11:22
Sample : 211109A BLK
Misc : IS&S 8/4/21

Vial: 8
Operator: LP,DG,CH
Inst : Max
Multiplr: 1.00

Quant Time: Nov 11 12:00 2021

Quant Results File: MGAS0825.RES

Method : M:\MAX\DATA\210922\MGAS0825.M (RTE Integrator)
Title : METHOD 8260B
Last Update : Thu Aug 26 16:19:36 2021
Response via : Initial Calibration



Quantitation Report (QT Reviewed)

Data File : M:\MAX\DATA\211108\1110M08.D
 Acq On : 10 Nov 21 12:07
 Sample : 211110A BLK
 Misc : IS&S 8/4/21

Vial: 8
 Operator: LP,DG,CH
 Inst : Max
 Multiplr: 1.00

Quant Time: Nov 11 11:42 2021

Quant Results File: MGAS0825.RES

Quant Method : M:\MAX\DATA\210922\MGAS0825.M (RTE Integrator)
 Title : METHOD 8260B
 Last Update : Thu Aug 26 16:19:36 2021
 Response via : Initial Calibration
 DataAcq Meth : M8260

Internal Standards	R.T.	QIon	Response	Conc	Units	Dev(Min)
1) Fluorobenzene (IS)	6.38	TIC	486249	25.00	ppb	0.16
3) Chlorobenzene-D5 (IS)	11.75	TIC	1145380m	25.00	ppb	0.00
4) 1,4-Dichlorobenzene (IS)	10.94	TIC	9917m	25.00	ppb	0.00

System Monitoring Compounds

Target Compounds

Qvalue

Data File : M:\MAX\DATA\211108\1110M08.D
 Acq On : 10 Nov 21 12:07
 Sample : 211110A BLK
 Misc : IS&S 8/4/21

Vial: 8
 Operator: LP,DG,CH
 Inst : Max
 Multiplr: 1.00

Quant Time: Nov 11 12:20 2021

Quant Results File: M0825SUR.RES

Quant Method : M:\MAX\DATA\210922\M0825SUR.M (RTE Integrator)
 Title : METHOD 8260B
 Last Update : Thu Aug 26 11:16:48 2021
 Response via : Initial Calibration
 DataAcq Meth : M8260

Internal Standards	R.T.	QIon	Response	Conc	Units	Dev (Min)
1) Fluorobenzene (IS)	6.38	96	403179	25.00	ppb	0.16
4) Chlorobenzene-D5 (IS)	9.53	117	369679	25.00	ppb	0.12
7) 1,4-Dichlorobenzene-D (IS)	11.85	152	215445	25.00	ppb	0.10
System Monitoring Compounds						
2) Dibromofluoromethane(S)	5.59	111	132356	27.22	ppb	0.18
Spiked Amount						
						Recovery = 108.884%
3) 1,2-DCA-D4(S)	5.98	65	91712	28.70	ppb	0.17
Spiked Amount						
						Recovery = 114.808%
5) Toluene-D8(S)	8.08	98	424743	24.50	ppb	0.13
Spiked Amount						
						Recovery = 98.004%
6) 4-Bromofluorobenzene(S)	10.70	95	159535	23.59	ppb	0.11
Spiked Amount						
						Recovery = 94.352%

Target Compounds

Qvalue

 (#) = qualifier out of range (m) = manual integration

Quantitation Report


Data File : M:\MAX\DATA\211108\1110M08.D
Acq On : 10 Nov 21 12:07
Sample : 211110A BLK
Misc : IS&S 8/4/21

Vial: 8
Operator: LP,DG,CH
Inst : Max
Multiplr: 1.00

Quant Time: Nov 11 11:42 2021

Quant Results File: MGAS0825.RES

Method : M:\MAX\DATA\210922\MGAS0825.M (RTE Integrator)
Title : METHOD 8260B
Last Update : Thu Aug 26 16:19:36 2021
Response via : Initial Calibration



MAX 8260 Standard Prep

MAX 8260 Water Calibration Curve										
0.3ug/L										
Prepared By (Initials): CH										
Prepared: 8/25/2021										
Expires: 9/8/2021										
Initial Standard Information						Final Standard Information				
Name of Initial Standard (QAU Label)	Supplier	APPL Mix Name	Conc. (ug/mL)	Reference To APPL Prep Date	Exp. Date	Exp. Date (Manufacturers)	Aliquot From Stock	Final Volume	Solvent	Final Standard Conc. (ug/L)
VOA STD. 9	Various	0.3ug/L	5	Prepared 08/24/21	10/23/2021	N/A	3uL	50mL	P&T Water	0.3
VOA STD. 1	Absolute		50	Prepared 08/24/21	10/23/2021	N/A	5uL			5
VOA STD. 2	Phenova		100	Prepared 08/24/21	10/23/2021	N/A	2.5uL			5
VOA STD. TBA	Various		250	Prepared 08/24/21	9/8/2021	N/A	2uL			10
0.5ug/L										
Prepared: 8/25/2021										
Expires: 9/8/2021										
Initial Standard Information						Final Standard Information				
Name of Initial Standard (QAU Label)	Supplier	APPL Mix Name	Conc. (ug/mL)	Reference To APPL Prep Date	Exp. Date	Exp. Date (Manufacturers)	Aliquot From Stock	Final Volume	Solvent	Final Standard Conc. (ug/L)
VOA STD. 9	Various	0.5ug/L	5	Prepared 08/24/21	10/23/2021	N/A	5uL	50mL	P&T Water	0.5
VOA STD. 1	Absolute		50	Prepared 08/24/21	10/23/2021	N/A	10uL			10
VOA STD. 2	Phenova		100	Prepared 08/24/21	10/23/2021	N/A	5uL			10
VOA STD. TBA	Various		250	Prepared 08/24/21	9/8/2021	N/A	5uL			25
1.0ug/L										
Prepared: 8/25/2021										
Expires: 9/8/2021										
Initial Standard Information						Final Standard Information				
Name of Initial Standard (QAU Label)	Supplier	APPL Mix Name	Conc. (ug/mL)	Reference To APPL Prep Date	Exp. Date	Exp. Date (Manufacturers)	Aliquot From Stock	Final Volume	Solvent	Final Standard Conc. (ug/L)
VOA STD. 9	Various	1.0ug/L	5	Prepared 08/24/21	10/23/2021	N/A	10uL	50mL	P&T Water	1
VOA STD. 1	Absolute		50	Prepared 08/24/21	10/23/2021	N/A	20uL			20
VOA STD. 2	Phenova		100	Prepared 08/24/21	10/23/2021	N/A	10uL			20
VOA STD. TBA	Various		250	Prepared 08/24/21	9/8/2021	N/A	10uL			50
2.0ug/L										
Prepared: 8/25/2021										
Expires: 9/8/2021										
Initial Standard Information						Final Standard Information				
Name of Initial Standard (QAU Label)	Supplier	APPL Mix Name	Conc. (ug/mL)	Reference To APPL Prep Date	Exp. Date	Exp. Date (Manufacturers)	Aliquot From Stock	Final Volume	Solvent	Final Standard Conc. (ug/L)
VOA STD. 9	Various	2.0ug/L	5	Prepared 08/24/21	10/23/2021	N/A	20uL	50mL	P&T Water	2
VOA STD. 1	Absolute		50	Prepared 08/24/21	10/23/2021	N/A	30uL			30
VOA STD. 2	Phenova		100	Prepared 08/24/21	10/23/2021	N/A	15uL			30
VOA STD. TBA	Various		250	Prepared 08/24/21	9/8/2021	N/A	15uL			75
5ug/L										
Prepared: 8/25/2021										
Expires: 9/8/2021										
Initial Standard Information						Final Standard Information				
Name of Initial Standard (QAU Label)	Supplier	APPL Mix Name	Conc. (ug/mL)	Reference To APPL Prep Date	Exp. Date	Exp. Date (Manufacturers)	Aliquot From Stock	Final Volume	Solvent	Final Standard Conc. (ug/L)
VOA STD. 7	Various	5ug/L	50	Prepared 08/24/21	10/23/2021	N/A	5uL	50mL	P&T Water	5
VOA STD. 8	Phenova		50	Prepared 08/24/21	9/8/2021	N/A	5uL			5
VOA STD. 1	Absolute		50	Prepared 08/24/21	10/23/2021	N/A	40uL			40
VOA STD. 2	Phenova		100	Prepared 08/24/21	10/23/2021	N/A	20uL			20
VOA STD. TBA	Various		250	Prepared 08/24/21	9/8/2021	N/A	20uL			100
10ug/L										
Prepared: 8/25/2021										
Expires: 9/8/2021										
Initial Standard Information						Final Standard Information				
Name of Initial Standard (QAU Label)	Supplier	APPL Mix Name	Conc. (ug/mL)	Reference To APPL Prep Date	Exp. Date	Exp. Date (Manufacturers)	Aliquot From Stock	Final Volume	Solvent	Final Standard Conc. (ug/L)
VOA STD. 7	Various	10ug/L	50	Prepared 08/24/21	10/23/2021	N/A	10uL	50mL	P&T Water	10
VOA STD. 8	Phenova		50	Prepared 08/24/21	9/8/2021	N/A	10uL			10
VOA STD. 1	Absolute		50	Prepared 08/24/21	10/23/2021	N/A	50uL			50
VOA STD. 2	Phenova		100	Prepared 08/24/21	10/23/2021	N/A	25uL			50
VOA STD. TBA	Various		250	Prepared 08/24/21	9/8/2021	N/A	25uL			125

20ug/L										
Prepared: 8/25/2021										
Expires: 9/8/2021										
Initial Standard Information						Final Standard Information				
Name of Initial Standard (QAU Label)	Supplier	APPL Mix Name	Conc. (ug/mL)	Reference To APPL Prep Date	Exp. Date	Exp. Date (Manufacturers)	Aliquot From Stock	Final Volume	Solvent	Final Standard Conc. (ug/L)
VOA STD. 7	Various	20ug/L	50	Prepared 08/24/21	10/23/2021	N/A	20uL	50mL	P&T Water	20
VOA STD. 8	Phenova		50	Prepared 08/24/21	9/8/2021	N/A	20uL			20
VOA STD. 1	Absolute		50	Prepared 08/24/21	10/23/2021	N/A	60uL			60
VOA STD. 2	Phenova		100	Prepared 08/24/21	10/23/2021	N/A	30uL			60
VOA STD. TBA	Various		250	Prepared 08/24/21	9/8/2021	N/A	30uL			150
40ug/L										
Prepared: 8/25/2021										
Expires: 9/8/2021										
Initial Standard Information						Final Standard Information				
Name of Initial Standard (QAU Label)	Supplier	APPL Mix Name	Conc. (ug/mL)	Reference To APPL Prep Date	Exp. Date	Exp. Date (Manufacturers)	Aliquot From Stock	Final Volume	Solvent	Final Standard Conc. (ug/L)
VOA STD. 7	Various	40ug/L	50	Prepared 08/24/21	10/23/2021	N/A	40uL	50mL	P&T Water	40
VOA STD. 8	Phenova		50	Prepared 08/24/21	9/8/2021	N/A	40uL			40
VOA STD. 1	Absolute		50	Prepared 08/24/21	10/23/2021	N/A	80uL			80
VOA STD. 2	Phenova		100	Prepared 08/24/21	10/23/2021	N/A	40uL			80
VOA STD. TBA	Various		250	Prepared 08/24/21	9/8/2021	N/A	35uL			175
100ug/L										
Prepared: 8/25/2021										
Expires: 9/8/2021										
Initial Standard Information						Final Standard Information				
Name of Initial Standard (QAU Label)	Supplier	APPL Mix Name	Conc. (ug/mL)	Reference To APPL Prep Date	Exp. Date	Exp. Date (Manufacturers)	Aliquot From Stock	Final Volume	Solvent	Final Standard Conc. (ug/L)
VOA STD. 7	Various	100ug/L	50	Prepared 08/24/21	10/23/2021	N/A	100uL	50mL	P&T Water	100
VOA STD. 8	Phenova		50	Prepared 08/24/21	9/8/2021	N/A	100uL			100
VOA STD. 1	Absolute		50	Prepared 08/24/21	10/23/2021	N/A	100uL			100
VOA STD. 2	Phenova		100	Prepared 08/24/21	10/23/2021	N/A	50uL			100
VOA STD. TBA	Various		250	Prepared 08/24/21	9/8/2021	N/A	40uL			200
MAX 8260 Water Second Source (SS)										
Prepared: 8/25/2021										
Expires: 9/8/2021										
						Prepared By (Initials): CH				
Initial Standard Information						Final Standard Information				
Name of Initial Standard (QAU Label)	Supplier	APPL Mix Name	Conc. (ug/mL)	Reference To APPL Prep Date	Exp. Date	Exp. Date (Manufacturers)	Aliquot From Stock	Final Volume	Solvent	Final Standard Conc. (ug/L)
VOA STD. 3	Phenova	8260 Water SS	100	Prepared 08/24/21	10/23/2021	N/A	25uL	50mL	P&T Water	50
VOA STD. GASES	Phenova	8260 Water SS	50	Prepared 08/24/21	10/23/2021	N/A	10uL			10
VOA STD. 0	Phenova	8260 Water SS	50	Prepared 08/24/21	10/23/2021	N/A	10uL			10
VOA STD. 2-CEVE	Absolute	8260 Water SS	50	Prepared 08/24/21	8/24/2021	N/A	50uL			50
VOA STD. 6	Various	8260 Water SS	50	Prepared 08/24/21	9/8/2021	N/A	10uL			10
VOA STD. TBA	Various	8260 Water SS	250	Prepared 08/24/21	9/8/2021	N/A	25uL			250
8260 Water Continuing Calibrations (CCV)/ Lab Control Spikes (LCS)										
Prepared: 8/25/2021										
Expires: 8/26/2021										
						Prepared By (Initials): CH				
Initial Standard Information						Final Standard Information				
Name of Initial Standard (QAU Label)	Supplier	APPL Mix Name	Conc. (ug/mL)	Reference To APPL Prep Date	Exp. Date	Exp. Date (Manufacturers)	Aliquot From Stock	Final Volume	Solvent	Final Standard Conc. (ug/L)
VOA STD. 7	Various	CCV/ LCS	50	Prepared 08/24/21	10/23/2021	N/A	10uL	50mL	P&T Water	10
VOA STD. 8	Phenova	CCV/ LCS	50	Prepared 08/24/21	9/8/2021	N/A	10uL			10
VOA STD. 1	Absolute	CCV/ LCS	50	Prepared 08/24/21	10/23/2021	N/A	50uL			50
VOA STD. 2	Phenova	CCV/ LCS	100	Prepared 08/24/21	10/23/2021	N/A	25uL			50
VOA STD. TBA	Various	CCV/ LCS	250	Prepared 08/24/21	9/8/2021	N/A	25uL			250

MAX Gas Standard Prep

Gas Primary Working Standard										
Prepared: 8/23/2021						Prepared By (Initials): CH				
Expires: 1/4/2022										
Methanol Lot No.										
Initial Standard Information						Final Standard Information				
Name of Initial Standard (QAU Label)	Supplier	Supplier P/N#	Conc. (ug/mL)	Lot Number - QA Number	Exp. Date (1 yr)	Exp. Date (Manufacturers)	Aliquot From Stock	Final Volume	Solvent	Final Standard Conc. (ug/mL)
50,000ug/mL Gas STD	Restek	30205	50,000	A0132443	1/4/2022	12/31/2024	80uL	2mL	Methanol	2,000
Gas Second Source (SS) Working Standard										
Prepared: 3/31/2021						Prepared By (Initials): CH				
Expires: 1/31/1930										
Methanol Lot No.										
Initial Standard Information						Final Standard Information				
Name of Initial Standard (QAU Label)	Supplier	Supplier P/N#	Conc. (ug/mL)	Lot Number - QA Number	Exp. Date (1 yr)	Exp. Date (Manufacturers)	Aliquot From Stock	Final Volume	Solvent	Final Standard Conc. (ug/mL)
Gasoline (50,000ppm)	Phenova	ALO-101543	50,000	CL14915-51175	1/4/2022	1/31/1930	80uL	2mL	Methanol	2,000
MAX Gas Calibration Curve										
Prepared: 8/25/2021						Prepared By (Initials): CH				
Expires: 10/24/2021										
Initial Standard Information						Final Standard Information				
Name of Initial Standard (QAU Label)	Supplier	APPL Mix Name	Conc. (ug/mL)	Reference To APPL Prep Date	Exp. Date	Exp. Date (Manufacturers)	Aliquot From Stock	Final Volume	Solvent	Final Standard Conc. (ug/L)
VOA Gasses Standards	Phenova	20ug/L	2,000	Prepared 06/23/21	1/4/2022	N/A	1uL	100mL	P&T Water	20
VOA Gasses Standards	Phenova	50ug/L	2,000	Prepared 06/23/21	1/4/2022	N/A	2.5uL	100mL	P&T Water	50
VOA Gasses Standards	Phenova	100ug/L	2,000	Prepared 06/23/21	1/4/2022	N/A	5uL	100mL	P&T Water	100
VOA Gasses Standards	Phenova	300ug/L	2,000	Prepared 06/23/21	1/4/2022	N/A	15uL	100mL	P&T Water	300
VOA Gasses Standards	Phenova	600ug/L	2,000	Prepared 06/23/21	1/4/2022	N/A	30uL	100mL	P&T Water	600
VOA Gasses Standards	Phenova	800ug/L	2,000	Prepared 06/23/21	1/4/2022	N/A	40uL	100mL	P&T Water	800
VOA Gasses Standards	Phenova	1,000ug/L	2,000	Prepared 06/23/21	1/4/2022	N/A	50uL	100mL	P&T Water	1,000
Zeus Gas Second Source										
Prepared: 8/25/2021						Prepared By (Initials): CH				
Expires: 10/24/2021										
Initial Standard Information						Final Standard Information				
Name of Initial Standard (QAU Label)	Supplier	APPL Mix Name	Conc. (ug/mL)	Reference To APPL Prep Date	Exp. Date	Exp. Date (Manufacturers)	Aliquot From Stock	Final Volume	Solvent	Final Standard Conc. (ug/L)
50,000ug/mL Gas STD	Phenova	SS 300ug/L	2,000	Prepared 03/31/21	1/31/1930	N/A	15uL	100mL	P&T Water	300
MAX Gas Continuing Calibrations/Lab Control Spikes										
Prepared: 8/25/2021						Prepared By (Initials): CH				
Expires: 8/26/2021										
Initial Standard Information						Final Standard Information				
Name of Initial Standard (QAU Label)	Supplier	Supplier P/N#	Conc. (ug/mL)	Lot Number - QA Number	Exp. Date (1 yr)	Exp. Date (Manufacturers)	Aliquot From Stock	Final Volume	Solvent	Final Standard Conc. (ug/mL)
VOA Gasses Standards	Phenova	300ug/L	2,000	Prepared 06/23/21	1/4/2022	N/A	15uL	100mL	P&T Water	300

Injection Log

Directory: M:\MAX\DATA\210825\

Line	Vial	FileName	Multiplier	SampleName	Misc Info	Injected
1	2	0825M12.D	1	0.3ug/L VOC STD 8/25/21	IS&S 6/4/21	25 Aug 21 15:15
2	3	0825M13.D	1	0.5ug/L VOC STD 8/25/21	IS&S 6/4/21	25 Aug 21 15:43
3	4	0825M14.D	1	1ug/L VOC STD 8/25/21	IS&S 6/4/21	25 Aug 21 16:11
4	5	0825M15.D	1	2ug/L VOC STD 8/25/21	IS&S 6/4/21	25 Aug 21 16:39
5	6	0825M16.D	1	5ug/L VOC STD 8/25/21	IS&S 6/4/21	25 Aug 21 17:07
6	7	0825M17.D	1	10ug/L VOC STD 8/25/21	IS&S 6/4/21	25 Aug 21 17:35
7	8	0825M18.D	1	20ug/L VOC STD 8/25/21	IS&S 6/4/21	25 Aug 21 18:03
8	9	0825M19.D	1	40ug/L VOC STD 8/25/21	IS&S 6/4/21	25 Aug 21 18:31
9	10	0825M20.D	1	100ug/L VOC STD 8/25/21	IS&S 6/4/21	25 Aug 21 18:59
10	13	0825M23.D	1	20ug/L GAS STD 8/25/21	IS&S 6/4/21	25 Aug 21 20:23
11	14	0825M24.D	1	50ug/L GAS STD 8/25/21	IS&S 6/4/21	25 Aug 21 20:51
12	15	0825M25.D	1	100ug/L GAS STD 8/25/21	IS&S 6/4/21	25 Aug 21 21:19
13	16	0825M26.D	1	300ug/L GAS STD 8/25/21	IS&S 6/4/21	25 Aug 21 21:47
14	17	0825M27.D	1	600ug/L GAS STD 8/25/21	IS&S 6/4/21	25 Aug 21 22:14
15	18	0825M28.D	1	800ug/L GAS STD 8/25/21	IS&S 6/4/21	25 Aug 21 22:42
16	19	0825M29.D	1	1000ug/L GAS STD 8/25/21	IS&S 6/4/21	25 Aug 21 23:10
17	21	0825M31.D	1	(SS) 300ug/L GAS STD 8/25/21	IS&S 6/4/21	26 Aug 21 00:06

Injection Log

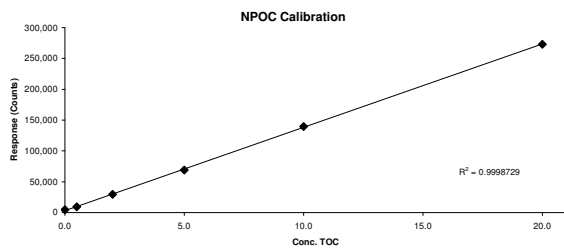
Directory: M:\MAX\DATA\211108\

Line	Vial	FileName	Multiplier	SampleName	Misc Info	Injected
1	6	1109M06.D	1	211109A CCV/LCS 300ug/L	IS&S 8/4/21	9 Nov 21 10:25
2	7	1109M07.D	1	211109A LCSD 300ug/L	IS&S 8/4/21	9 Nov 21 10:53
3	8	1109M08.D	1	211109A BLK	IS&S 8/4/21	9 Nov 21 11:22
4	14	1109M14.D	1	BA45107W01	IS&S 8/4/21	9 Nov 21 14:12
5	15	1109M15.D	1	BA45108W01	IS&S 8/4/21	9 Nov 21 14:41
6	16	1109M16.D	1	BA45109W01	IS&S 8/4/21	9 Nov 21 15:09
7	17	1109M17.D	1	BA45110W01	IS&S 8/4/21	9 Nov 21 15:38
8	18	1109M18.D	1	BA45111W01	IS&S 8/4/21	9 Nov 21 16:06
9	24	1109M53.D	1	Ending CCV 300ug/L 11/9/21	IS&S 8/4/21	10 Nov 21 8:03
10	5	1110M05.D	1	211110A CCV/LCS 300ug/L	IS&S 8/4/21	10 Nov 21 10:42
11	7	1110M07.D	1	211110A LCSD 300ug/L	IS&S 8/4/21	10 Nov 21 11:39
12	8	1110M08.D	1	211110A BLK	IS&S 8/4/21	10 Nov 21 12:07
13	9	1110M09.D	1	BA45112W02	IS&S 8/4/21	10 Nov 21 12:36
14	10	1110M10.D	1	BA45113W03	IS&S 8/4/21	10 Nov 21 13:04
15	11	1110M11.D	1	BA45114W02	IS&S 8/4/21	10 Nov 21 13:32
16	17	1110M17.D	1	Ending CCV 300ug/L 11/10/21	IS&S 8/4/21	10 Nov 21 16:22

INORGANIC ANALYSIS
Calibration and Raw Data

Method: WetChem	TOTAL ORGANIC CARBON	Instrument: Tic Toc
Analyte: TOC	Units mg/L	
Analyst: EA	QCG: 211105A	
	Final Volume: 40mL	

Date	Time	Appl ID	[TOC]	Raw	% Recovery
10/25/2021	19:20	QC blank	0.00	4558	
10/25/2021	19:56	Ical 1	0.50	9475	
10/25/2021	20:28	Ical 2	2.00	29763	
10/25/2021	21:02	Ical 3	5.00	69278	
10/25/2021	21:35	Ical 4	10.00	139847	
10/25/2021	22:08	Ical 5	20.00	273227	
10/25/2021	10:03	ICB	0.08	2197	
10/25/2021	10:39	ICV	10.40	144915	105.5%



Date	Time	Appl ID	DF	Raw Result	SubSample Amount	Filter Blank Subtract	Calc Conc	Result	Range (mg/L)	QC True	% Recovery
2021-11-05	04:43 PM	QCB	1	3955	40mL	0.000	0	0.00	0.00		
2021-11-05	05:26 PM	211105A CCV 1	1	63165	40mL	0.000	4.387	4.39	0.00	5.00	87.7%
2021-11-05	06:08 PM	211105A CCB 1	1	2560	40mL	0.000	0	0.00	0.00		
2021-11-05	06:50 PM	211105A LCS	1	63683	40mL	0.000	4.535	4.54	0.02	5.00	90.7%
2021-11-05	07:32 PM	211105A LCSD	1	64482	40mL	0.000	4.594	4.59	0.10	5.00	91.9%
2021-11-05	08:13 PM	BA43145W05 DF5	5	59301	40mL	0.000	4.21	21.05	0.36		
2021-11-05	08:56 PM	BA43147W06 DF 5	5	51041	40mL	0.000	3.598	17.99	0.63		
2021-11-05	09:39 PM	BA44054W06	1	25518	40mL	0.000	1.707	1.71	0.01		
2021-11-05	10:20 PM	BA44667W01	1	25760	40mL	0.000	1.724	1.72	0.03		
2021-11-05	11:02 PM	BA45108W05	1	20599	40mL	0.000	1.343	1.34	0.11		
2021-11-05	11:45 PM	BA45110W06	1	45760	40mL	0.000	3.207	3.21	0.19		
2021-11-06	12:26 AM	BA45112W05	1	23232	40mL	0.000	1.538	1.54	0.16		
2021-11-06	01:08 AM	BA45114W05	1	7354	40mL	0.000	0.361	0.36	0.22		
2021-11-06	01:49 AM	BA45105W05	1	3477	40mL	0.000	0.074	0.07	0.05		
2021-11-06	02:31 AM	BA45100W05	1	3353	40mL	0.000	0.065	0.07	0.02		
2021-11-06	03:12 AM	211105A CCV 2	1	59423	40mL	0.000	4.11	4.11	0.04	5.00	82.2%
2021-11-06	03:55 AM	211105A CCB 2	1	1924	40mL	0.000	0	0.00	0.00		

Name of Final Standard **TOC Calibration Curve**
 Prep Date 10/25/2021
 Exp Date 10/25/2022

Prep'd By (Initials) KS

Initial Standard Information						Final Standard Information			
Name of Initial Standard (from container Label)	Supplier	Supplier P/N# (or APPL Mix Name)	Conc.(range)	Lot # with QA # (or reference to APPL prep date)	Exp Date	Aliquot from Stock	Final Volume	Final Solvent + Lot# (or APPL Prep Date)	Final Standard Conc (range)
Total Organic Carbon (TOC) Standard Cal 1	Agilent	IQC-106-5	1000 mg/L	0006588597-51848	3/31/2023	20 uL	40 mL	DI Water	0.5 ppm
Total Organic Carbon (TOC) Standard Cal 2	Agilent	IQC-106-5	1000 mg/L	0006588597-51848	3/31/2023	80 uL	40 mL	DI Water	2 ppm
Total Organic Carbon (TOC) Standard Cal 3	Agilent	IQC-106-5	1000 mg/L	0006588597-51848	3/31/2023	200 uL	40 mL	DI Water	5 ppm
Total Organic Carbon (TOC) Standard Cal 4	Agilent	IQC-106-5	1000 mg/L	0006588597-51848	3/31/2023	400 uL	40 mL	DI Water	10 ppm
Total Organic Carbon (TOC) Standard Cal 5	Agilent	IQC-106-5	1000 mg/L	0006588597-51848	3/31/2023	800 uL	40 mL	DI Water	20 ppm

Name of Final Standard **ICV (TOC)**
 Prep Date 10/25/2021
 Exp Date 10/25/2022

Prep'd By (Initials) KS

Initial Standard Information						Final Standard Information			
Name of Initial Standard (from container Label)	Supplier	Supplier P/N# (or APPL Mix Name)	Conc.(range)	Lot # with QA # (or reference to APPL prep date)	Exp Date	Aliquot from Stock	Final Volume	Final Solvent + Lot# (or APPL Prep Date)	Final Standard Conc (range)
1000 PPM ICV TOC Intermediate	APPL Inc.	IQC-106-5	1000 mg/L	0006465171-49409	6/30/2021	400 uL	40mL	DI Water	10 ppm

ICV recertified against the non-expired calibration

Name of Final Standard **CCV (TOC)**
 Prep Date See Data
 Exp Date 1 year

Prep'd By (Initials) EA

Initial Standard Information						Final Standard Information			
Name of Initial Standard (from container Label)	Supplier	Supplier P/N# (or APPL Mix Name)	Conc.(range)	Lot # with QA # (or reference to APPL prep date)	Exp Date	Aliquot from Stock	Final Volume	Final Solvent + Lot# (or APPL Prep Date)	Final Standard Conc (range)
Total Organic Carbon (TOC) Standard	Agilent	IQC-1 06-5	1000 mg/L	0006588597-51848	3/31/2023	200 uL	40 mL	DI Water	5 ppm

Name of Final Standard **TOC LCS/LCSD**
 Prep Date See Data
 Exp Date 1 year

Prep'd By (Initials) EA

Initial Standard Information						Final Standard Information			
Name of Initial Standard (from container Label)	Supplier	Supplier P/N# (or APPL Mix Name)	Conc.(range)	Lot # with QA # (or reference to APPL prep date)	Exp Date	Aliquot from Stock	Final Volume	Final Solvent + Lot# (or APPL Prep Date)	Final Standard Conc (range)
Total Organic Carbon (TOC) Standard	Agilent	IQC-106-5	1000 mg/L	0006588597-51848	3/31/2023	200 uL	40 mL	DI Water	5 ppm

Name of Final Standard **TOC MS/MSD**
 Prep Date See Data
 Exp Date 1 year

Prep'd By (Initials) EA

Initial Standard Information						Final Standard Information			
Name of Initial Standard (from container Label)	Supplier	Supplier P/N# (or APPL Mix Name)	Conc.(range)	Lot # with QA # (or reference to APPL prep date)	Exp Date	Aliquot from Stock	Final Volume	Final Solvent + Lot# (or APPL Prep Date)	Final Standard Conc (range)
Total Organic Carbon (TOC) Standard	Agilent	IQC-106-5	1000 mg/L	0006588597-51848	3/31/2023	200 uL	40 mL	sample	5 ppm