



908 North Temperance Ave. ▽ Clovis, CA 93611 ▽ Phone 559-275-2175 ▽ Fax 559-275-4422

Certification Number: CA1312  
NELAP Certification number: CA00046  
DoD-ELAP Certificate number: 4064.01

## Data Validatable Report

December 29, 2021

AECOM  
1001 Bishop Street, Suite 1600  
Honolulu, Hawaii 96813

Attn: Alethea Ramos

Title: Report of Data: Case 97984

Project: 60571032 CV18F0126 Red Hill Fuel Storage, HI

Contract #: Prime contract # for DoD: NAVY CLEAN N62742-17-F-1800, CV18F0126  
Subcontract: 18S-22209-HI27

Dear Ms. Ramos:

Three water samples were received October 27, 2021. Written results for the requested analyses are being provided on this December 29, 2021.

Results in this report apply to the samples analyzed in accordance with the chain of custody document. This analytical report must be reproduced in its entirety.

If you have any questions or require further information, please contact your APPL Project Manager, Libby Cheeseborough, libby@applinc.com, at your convenience. Thank you for choosing APPL, Inc.

I certify that this data package is in compliance with the terms and conditions of the contract, both technically and for completeness, for other than the conditions detailed above. These test results meet all requirements of NELAC and DoD QSM. Release of the hard copy has been authorized by the Laboratory Manager or his designee, as verified by the following signature.

Loren Portwood, Laboratory Director  
APPL, Inc.

LP/lac  
Enclosure  
cc: File

Data Validation Package  
for  
60571032 CV18F0126 Red Hill Fuel Storage  
APPL SDG 97984  
TABLE OF CONTENTS

LABORATORY NAME: APPL, Inc.

Case Narrative	<u>3</u>
Sample Management Records	<u>7</u>
Sample Results	<u>13</u>
QC Forms	<u>29</u>
Method 8015B Calibration Data	<u>74</u>
Method 8015B Raw Data	<u>100</u>
Method 8015B Silica Gel Calibration Data	<u>118</u>
Method 8015B Silica Gel Raw Data	<u>163</u>
Method 8015B Blank Calibration Data	<u>183</u>
Method 8015B Blank Raw Data	<u>209</u>
Method 8270D SIM Calibration Data	<u>226</u>
Method 8270D SIM Raw Data	<u>253</u>
Method 8260B Calibration Data	<u>285</u>
Method 8260B Raw Data	<u>346</u>
Method 8260B GRO Calibration Data	<u>365</u>
Method 8260B GRO Raw Data	<u>413</u>
Inorganic Analyses and Calibration Raw Data	<u>437</u>

# **CASE NARRATIVE**

# Case Narrative

ARF: 97984

Project: 60571032 CV18F0126 Red Hill Fuel Storage. HI

## **Sample Receipt Information:**

Three water samples were received October 27, 2021 at 1.1°C. The sample group was assigned Analytical Request Form (ARF) number 97984.

## **Sample Preparation and Analysis Information:**

For the EPA 8015B analysis, the sample was extracted according to EPA method 3520C. The sample extracts were silica gel cleaned according to APPL's SOP CLN004 and placed on hold.

For the EPA 8015B analysis, pre-extraction sample blanks were extracted according to EPA method 3520C before the method QC and field samples. The sample blanks are included in this report.

For the EPA 8270D SIM analysis, the sample was extracted according to EPA method 3520C.

For the EPA 8260B analysis, the samples were purged according to EPA method 5030B.

For the EPA 9060 analysis, the samples were prepared according to the method.

Only the portion of the injection log relative to these samples is included. A full sequence log is available upon request. Measurement uncertainty can be reported upon request.

## **Analytical Exceptions, Deviations and Abnormalities.**

**EPA 8015B:** For the 211029A-LCS, Oil recovers above the upper control limit.

**EPA 8015B Blank:** For the 211028A-LCS, one surrogate recovers below the lower control limit

**EPA 8270D SIM:** The surrogate 2-methylnaphthalene-d10 recovered above the limit by 1%.  
No corrective action was taken.

qryCOC\_APPLCaseNarrativeReport

<b>SDG</b>	<b>Received</b>	<b>Client ID</b>	<b>APPL ID</b>	<b>Collected DateTime</b>	<b>Matrix</b>	<b>Method</b>	<b>Method Description</b>
97984	10/27/2021	ERH1858	BA44378	10/26/2021 8:30:00 AM	WATER	EPA 8260B	EPA 8260B BTEX WATER
97984	10/27/2021	ERH1858	BA44378	10/26/2021 8:30:00 AM	WATER	EPA 8260B	EPA 8260B GRO WATER
97984	10/27/2021	ERH1859	BA44379	10/26/2021 8:50:00 AM	WATER	EPA 8260B	EPA 8260B BTEX WATER
97984	10/27/2021	ERH1859	BA44379	10/26/2021 8:50:00 AM	WATER	EPA 8015B-eHL	EPA 8015B TPH WATER L-L SGC
97984	10/27/2021	ERH1859	BA44379	10/26/2021 8:50:00 AM	WATER	EPA 8015B-eHL	EPA 8015B TPH LIQ-LIQ
97984	10/27/2021	ERH1859	BA44379	10/26/2021 8:50:00 AM	WATER	EPA 8260B	EPA 8260B GRO WATER
97984	10/27/2021	ERH1859	BA44379	10/26/2021 8:50:00 AM	WATER	8270D-SIM	EPA 8270D SIM LIQ-LIQ
97984	10/27/2021	ERH1859	BA44379	10/26/2021 8:50:00 AM	WATER	SW846 9060A	9060A TOC
97984	10/27/2021	ERH1861	BA44380	10/26/2021 8:50:00 AM	WATER	EPA 8260B	EPA 8260B BTEX WATER
97984	10/27/2021	ERH1861	BA44380	10/26/2021 8:50:00 AM	WATER	EPA 8015B-eHL	EPA 8015B TPH WATER L-L SGC
97984	10/27/2021	ERH1861	BA44380	10/26/2021 8:50:00 AM	WATER	EPA 8015B-eHL	EPA 8015B TPH LIQ-LIQ
97984	10/27/2021	ERH1861	BA44380	10/26/2021 8:50:00 AM	WATER	EPA 8260B	EPA 8260B GRO WATER
97984	10/27/2021	ERH1861	BA44380	10/26/2021 8:50:00 AM	WATER	8270D-SIM	EPA 8270D SIM LIQ-LIQ
97984	10/27/2021	ERH1859 BLANK	BA44381	10/26/2021 8:50:00 AM	WATER	EPA 8015B-eHL	EPA 8015B TPH LIQ-LIQ
97984	10/27/2021	ERH1861 BLANK	BA44382	10/26/2021 8:50:00 AM	WATER	EPA 8015B-eHL	EPA 8015B TPH LIQ-LIQ

## Abbreviations and Flags


FLAG	DESCRIPTION
#	Recovery or RPD outside control limits
*	Recovery or RPD outside control limits
B	Analyte detected in associated method blank
C1	Reason for correction: wrote incorrect response
C2	Reason for correction: calculated incorrectly
C3	Reason for correction: needs to be rechecked
C4	Reason for correction: data not usable
DO	Diluted out
E	Exceeds linear range
F	Estimated value
G1	Includes a wide range of hydrocarbons which does not match our gasoline standard
G10	Includes a match to hydrocarbon profiles within the range of mineral spirits
G11	Includes a match to hydrocarbon profiles within the range of JP-4
G12	Pattern does not match the gasoline standard; the carbon range for this sample is consistent with JP8
G13	Closely resembles the hydrocarbon profile of aviation gasoline
G14	Analyte concentration may be biased due to carry over
G2	Closely resembles the boiling point hydrocarbon profile consistent with weathered gasoline
G3	Includes higher boiling hydrocarbons
G4	Includes dominant peak(s) not indicative of petroleum hydrocarbons
G5	Is mainly dominant peak(s) not indicative of petroleum hydrocarbons
G6	Contains recognizable contaminant peak(s) which has been removed from quantitation
G7	Is mainly a match to hydrocarbons within the range of gasoline
G8	Closely resembles the boiling point hydrocarbon profile consistent with weathered gasoline
G9	Includes hydrocarbons within the range of kerosene
J	Estimated value
M	Matrix effect
MI1	Manual integration: integration does not follow baseline
MI2	Manual integration: non-target peak interference
MI3	Manual integration: to split a peak that was integrated as one peak by the computer
MI4	Manual integration: to integrate a split peak
MI5	Manual integration: the whole peak or part of the peak was not integrated
MI6	Manual integration: computer integrated wrong peak
MI7	Manual integration: other - explain
MDL	Method detection limit
ND	Not detected
NT	Non-target
Q	Acceptance criteria not met
T1 I	Includes wide range of hydrocarbons not indicative of diesel
T1 M	Is mainly wide range of hydrocarbons not necessarily indicative of diesel
T2 I	Includes lower boiling hydrocarbons, i.e. mineral spirits, kerosene, stoddard solvent, white gas
T2 M	Is mainly lower boiling hydrocarbons, i.e. mineral spirits, kerosene, stoddard solvent, white gas
T3 I	Includes higher boiling hydrocarbons, i.e. asphaltene, waster oil, motor oil, or weathered diesel fuel
T3 M	Is mainly higher boiling hydrocarbons, i.e. asphaltene, waster oil, motor oil, or weathered diesel fuel
T4 I	Includes dominant peak(s) not indicative of hydrocarbons
T4 M	Is mainly dominant peak(s) not indicative of hydrocarbons
T5	Contains recognizable contaminant peak(s) which has been removed from quantitation
T6	Is mainly a match to hydrocarbons within range of diesel fuel
T7	Closely resembles the boiling point hydrocarbon profile consistent with diesel fuel
T8	Includes a match to hydrocarbon profiles within range of diesel and kerosene fuel
T9 I	Includes non-diesel hydrocarbons within boiling point range of diesel fuel
T9 M	Is mainly non-diesel hydrocarbons within boiling point range of diesel fuel.
Y	Percent difference between primary and confirmation column > 40%

**SAMPLE RECORDS MANAGEMENT  
CHAIN OF CUSTODY,  
ARF, CRF, AND  
CLIENT COMMUNICATION**

# APPL - Analysis Request Form

97984

Client: AECOM  
 Address: 1001 Bishop Street, Suite 1600  
Honolulu, HI 96813  
 Attn: Alethea Ramos  
 Phone: 808-954-4536 Fax: 808-523-8950  
 Job: 60571032 CV18F0126 Red Hill Fuel Storage  
 PO #: 18S-22209-HI27 PO# 102604  
 Chain of Custody (Y/N): Y # 53109  
 RAD Screen (Y/N): Y pH (Y/N): Y  
 Turn Around Type: 1 WEEK

Received by: MSA   
 Date Received: 10/27/21 Time: 12:00  
 Delivered by: FEDEX  
 Shuttle Custody Seals (Y/N): Y Time Zone: -10  
 Chest Temp(s): 1.1°C  
 Color: VFRG/N-PurpleBlue  
 Samples Chilled until Placed in Refrig/Freezer: Y  
 Project Manager: Libby Cheesebor  
 QC Report Type: DVP4DOD/EQUIS/HI  
 Due Date: 11/03/21

Comments:

*PM: login and F1s to Margie.Pascua@aecom.com & alethea.ramos@aecom.com*  
*AN: PLEASE INCLUDE STANDARD PREP SHEETS!!!!!!*  
*AN: 7 day TAT for Form 1s; 21 day TAT for PKG STYLE 1; DOD v5.1; DOD Forms: LOD database*  
*Report MS/MSD/DUPs when AECOM sample used*  
*8270 SIM: 1-methylnaphthalene, 2-methylnaphthalene & naphthalene only.*  
*TPH-D/O both with and w/o SGC, reverse surrog for SGC; DO NOT Q-DELETE.*  
*FR: email ftp info to Margie, alethea.ramos@aecom.com, Stella, trommelfanger@lab-data.com & jcanlas@la*  
*EDD: AECOM EQUIS EDD 2.5.3 to alethea.ramos@, Margie.Pascua@aecom.com, jecklund@lab-data.com*





Sample Distribution:

**GC: 2-\$DOC53SGCW5LIQ, 2-\$DOC53W5LIQ, 2-\$SIM53LIQ51, 2-\$RHBLKETBLK**  
**Extractions: 2- LIQ003, 4- LIQ005, 2- LIQ005SGC**  
**VOA: 3-\$86BTOTXDOD5W, 3-\$GASBL, 3-\$GRO86BW**  
**Wetlab: 1-\$TOCW53**

Charges:

Invoice To:

**ACCOUNTS PAYABLE**  
**1001 Bishop Street, Ste 1600**  
**USAPImaging@aecom.com**  
**mary.basano@aecom.com**

Client ID	APPL ID	Sampled	Analyses Requested
1. ERH1858	LCSD BA44378W 	10/26/21 08:30	\$86BTOTXDOD5W, \$GASBL, \$GRO86BW -- See Comments
2. ERH1859	LCSD BA44379W 	10/26/21 08:50	\$86BTOTXDOD5W, \$DOC53SGCW5LIQ, \$DOC53W5LIQ, \$GASBL, \$GRO86BW, \$SIM53LIQ51, \$TOCW53 -- See Comments
3. ERH1861	LCSD BA44380W 	10/26/21 08:50	\$86BTOTXDOD5W, \$DOC53SGCW5LIQ, \$DOC53W5LIQ, \$GASBL, \$GRO86BW, \$SIM53LIQ51 -- See Comments
4. ERH1859 BLANK	LCSD BA44381W 	10/26/21 08:50	\$RHBLKETBLK -- See Comments



**APPL - Analysis Request Form**

**97984**

5. ERH1861 BLANK

LCSD BA44382W 10/26/21 08:50 \$RHBLKETBLK -- See Comments

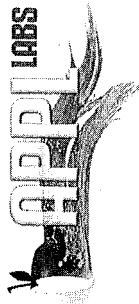


# APPL Sample Receipt Form

ARF# 97984

Sample	Container Type	Count	p
BA44378	<sup>13</sup> VOAs - HCL	4	NA
BA44379	<sup>13</sup> VOAs - HCL	4	NA
	<sup>17</sup> Amber Liter	2	NA
	<sup>32</sup> Clear VOA - H2SO4	2	NA
	<sup>39</sup> Amber Liter, HCL prsvd	2	1.3
BA44380	<sup>13</sup> VOAs - HCL	4	NA
	<sup>17</sup> Amber Liter	2	NA
	<sup>39</sup> Amber Liter, HCL prsvd	2	1.3
BA44381	<sup>39</sup> Amber Liter, HCL prsvd	1	NA
BA44382	<sup>39</sup> Amber Liter, HCL prsvd	1	NA

Sample    Container Type    Count    p



APPL, Inc.  
908 N Temperance Ave  
Clovis, CA 93611  
www.applinc.com

CHAIN OF CUSTODY RECORD  
97984  
53109 NOI  
C.O.C.

RK6  
11

PLEASE PRINT

Report to: \_\_\_\_\_  
Company Name: \_\_\_\_\_ Phone: \_\_\_\_\_  
Address: AECOM 1001 Bishop St., Suite 1600 Honolulu, HI 96813  
Attn: Alethea Ramos (808)521-3051  
Email: Alethea.Ramos@aecom.com CV\_18F0126 / 60571032

PLEASE PRINT

Invoice to: \_\_\_\_\_  
Company Name: \_\_\_\_\_ Phone: \_\_\_\_\_  
Address: \_\_\_\_\_ Fax: \_\_\_\_\_  
Attn: \_\_\_\_\_  
Email: \_\_\_\_\_  
Accounts Payable  
Email: USAPImaging@aecom.com

Project Name/Number	Sampler (Print)	Date Collected			No. of Containers	Matrix			Analysis Requested/Method Number						Date Shipped:	Carrier:
		Date	Time Collected	Time Zone		Aq	Sed	Soil	TPH-g/MS260	TPH-% 8015	TPH-% 8015	TPH-% 8015	TPH-% 8015	TPH-% 8015		
0571032-02-20-01	KL, NL, MM, CF	10/24/21	8:30	HST	1										10/26/21	FeedEx
102604	Signature for KL, NL, MM, CF															
BRH1858	TRP Blank				1	X										
BRH1859	RHSF		8:50		10	X	X	X	X	X	X	X	X	X		Note: Log NOI M separate SDG from other COC's
BRH1861	RHSF		8:50		8	X	X	X	X	X	X	X	X	X		TPH-% and PAHS need liquid-liquid extraction, *Naphthalene 1-methyl naphthalene 2-methyl naphthalene

Shuttle Temperature: 83 3.011.1	Turnaround Requested: Check one <input type="checkbox"/> Standard 2-3 wk <input checked="" type="checkbox"/> One week <input type="checkbox"/> 3 days <input type="checkbox"/> 24/48 Hrs. <input type="checkbox"/> Other: _____	Sample Disposal: <input type="checkbox"/> Return to client <input checked="" type="checkbox"/> Disposal by Lab (30-day retention).
Relinquished by sampler: _____	Date: _____ Time: _____ Received by: _____	Time: _____ Received by: _____
Relinquished by: Tianzhon Nie	Date: 10/24/21 15:00	Time: 12:00 Received at lab by: Dallas Hooper

White: Return to client with report

Yellow: Laboratory Copy

See reverse side for Container Preservative and Sampling Information

COOLER RECEIPT FORM

ARF: 97984

- 1) Project: 60571032 CV18F0126 Red Hill Fuel Storage Date Received: 10/27/2021
- 2) Coolers: Number of Coolers: 1
- 3) YES Were custody seals present and intact?  
How many? 2 Name/Date on seal? SEE BELOW
- 4) YES Was there a shipping slip? Carrier name: FEDEX
- 5) Type of packing in cooler:  bubble wrap  popcorn  foam  plastic bags  other  
 wet ice  dry ice  no ice  gel ice
- 6) YES Were cooler temperatures acceptable?
- 7) Serial number of calibrated thermometer used: R3 CF:-1.9°C
- 8) Cooler temp(s): In °C. Thermometer Temp / Corrected Temp  
1: 3.0/1.1 2: \_\_\_\_\_ 3: \_\_\_\_\_ 4: \_\_\_\_\_ 5: \_\_\_\_\_ 6: \_\_\_\_\_  
7: \_\_\_\_\_ 8: \_\_\_\_\_ 9: \_\_\_\_\_ 10: \_\_\_\_\_ 11: \_\_\_\_\_ 12: \_\_\_\_\_

Chain of custody:

- 9) YES Was a chain of custody received?
- 10) YES Were the custody papers complete/signed in the appropriate places?

Sample Labels:

- 11) YES Were all sample labels complete (sample ID, date/time of sampling, etc.)?
- 12) YES Did all container labels agree with custody papers?

Sample Containers:

- 13) YES Were all containers sealed in separate bags?
- 14) YES Did all containers arrive in good condition:(unbroken, no leakage, no cracked/broken lids)?
- 15) YES Were correct containers and preservatives used for the tests indicated?
- 16) YES Was a sufficient amount of sample sent for tests indicated?
- 17) No Were bubbles present in volatile samples?

If yes, the following were received with air bubbles:

Larger than a pea: \_\_\_\_\_

Smaller than a pea: \_\_\_\_\_

Preservation Hold time:

- 18) Yes Was a sufficient amount of holding time remaining to analyze the samples?
- 19) Yes Was the pH taken of all non-VOA preserved samples and written on the sample container?
- 20) Yes Was the pH of acid preserved non-VOA samples < 2?
- 21) NA Was the pH of the "basic" preserved samples for Cyanide > 12, Sulfide >9, Hexchrom >9?
- 22) NO Were unpreserved VOA Vials received for VOA Dept analysis?
- 23) NA If "yes", are the unpreserved VOA vials noted in the ADD TEST FIELD on the ARF?

pH strip lot number: HC029115

Lab notified if pH was not adequate: \_\_\_\_\_

Notes/Deficiencies:

CUSTODY SEAL

APPL, Inc. (559) 275-2175

Initials ah

Date 10/26/2021

*NOI*

Personnel receiving samples: DH

Second reviewer: MS

Personnel labeling samples: KY

Project manager notified: DH

Date/Time of notification 10/27/2021

Name of client notified: \_\_\_\_\_

Date/Time of notification \_\_\_\_\_

## **SAMPLE RESULTS**

# EPA 8015B TPH WATER L-L SGC

AECOM  
1001 Bishop Street, Suite 1600  
Honolulu, HI 96813

APPL Inc.  
908 North Temperance Avenue  
Clovis, CA 93611

Attn: Alethea Ramos  
Project: 60571032 CV18F0126 Red Hill Fuel Storage

ARF: 97984  
**APPL ID: BA44379**  
QCG: #DOC53-211029A1-270406

**Sample ID: ERH1859**

Sample Collection Date: 10/26/21

Method	Analyte	Result	LOQ	LOD	DL	Units	Extraction Date	Analysis Date
EPA 8015B-e	DIESEL (C10-C24)	300.0 U	320	300.0	150.0	ug/L	10/29/21	11/10/21
EPA 8015B-e	OIL (C24-C40)	300.0 U	320	300.0	150.0	ug/L	10/29/21	11/10/21
EPA 8015B-e	SURROGATE: (R) DECANOIC ACID (S)	0.0	0-1			%	10/29/21	11/10/21
EPA 8015B-e	SURROGATE: OCTACOSANE (S)	75.9	60-142			%	10/29/21	11/10/21
EPA 8015B-e	SURROGATE: ORTHO-TERPHENYL (S)	62.2	56-125			%	10/29/21	11/10/21

Quant Method: DEC0911.M
Run #: 1110013
Instrument: Apollo
Sequence: 211110
Dilution Factor: 1
Initials: KAB

Printed: 11/13/2021 11:10:08 AM  
APPL-F1-SC-NoMC-REG MDLs-DOD

## EPA 8015B TPH LIQ-LIQ

AECOM  
1001 Bishop Street, Suite 1600  
Honolulu, HI 96813

Attn: Alethea Ramos

Project: 60571032 CV18F0126 Red Hill Fuel Storage

**Sample ID: ERH1859**

Sample Collection Date: 10/26/21

APPL Inc.  
908 North Temperance Avenue  
Clovis, CA 93611

ARF: 97984

**APPL ID: BA44379**

QCG: #DOC53-211029A-270404

Method	Analyte	Result	LOQ	LOD	DL	Units	Extraction Date	Analysis Date
EPA 8015B-e	DIESEL (C10-C24)	300.0 U	320	300.0	150.0	ug/L	10/29/21	11/04/21
EPA 8015B-e	OIL (C24-C40)	300.0 U	320	300.0	150.0	ug/L	10/29/21	11/04/21
EPA 8015B-e	SURROGATE: OCTACOSANE (S)	92.0	60-142			%	10/29/21	11/04/21
EPA 8015B-e	SURROGATE: ORTHO-TERPHENYL (S)	74.9	56-125			%	10/29/21	11/04/21

Quant Method: DOC1028.M  
Run #: 1101120  
Instrument: Apollo  
Sequence: 211101  
Dilution Factor: 1  
Initials: KAB

Printed: 11/13/2021 11:10:09 AM  
APPL-F1-SC-NoMC-REG MDLs-DOD

# EPA 8015B TPH WATER L-L SGC

AECOM  
1001 Bishop Street, Suite 1600  
Honolulu, HI 96813

APPL Inc.  
908 North Temperance Avenue  
Clovis, CA 93611

Attn: Alethea Ramos  
Project: 60571032 CV18F0126 Red Hill Fuel Storage

ARF: 97984  
**APPL ID: BA44380**  
QCG: #DOC53-211029A1-270406

**Sample ID: ERH1861**

Sample Collection Date: 10/26/21

Method	Analyte	Result	LOQ	LOD	DL	Units	Extraction Date	Analysis Date
EPA 8015B-e	DIESEL (C10-C24)	300.0 U	320	300.0	150.0	ug/L	10/29/21	11/10/21
EPA 8015B-e	OIL (C24-C40)	300.0 U	320	300.0	150.0	ug/L	10/29/21	11/10/21
EPA 8015B-e	SURROGATE: (R) DECANOIC ACID (S)	0.0	0-1			%	10/29/21	11/10/21
EPA 8015B-e	SURROGATE: OCTACOSANE (S)	80.9	60-142			%	10/29/21	11/10/21
EPA 8015B-e	SURROGATE: ORTHO-TERPHENYL (S)	66.7	56-125			%	10/29/21	11/10/21

Quant Method: DEC0911.M
Run #: 1110014
Instrument: Apollo
Sequence: 211110
Dilution Factor: 1
Initials: KAB

Printed: 11/13/2021 11:10:09 AM  
APPL-F1-SC-NoMC-REG MDLs-DOD



## EPA 8015B TPH LIQ-LIQ

AECOM  
1001 Bishop Street, Suite 1600  
Honolulu, HI 96813

Attn: Alethea Ramos

Project: 60571032 CV18F0126 Red Hill Fuel Storage

**Sample ID: ERH1861**

Sample Collection Date: 10/26/21

APPL Inc.  
908 North Temperance Avenue  
Clovis, CA 93611

ARF: 97984

**APPL ID: BA44380**

QCG: #DOC53-211029A-270404

Method	Analyte	Result	LOQ	LOD	DL	Units	Extraction Date	Analysis Date
EPA 8015B-e	DIESEL (C10-C24)	300.0 U	320	300.0	150.0	ug/L	10/29/21	11/04/21
EPA 8015B-e	OIL (C24-C40)	300.0 U	320	300.0	150.0	ug/L	10/29/21	11/04/21
EPA 8015B-e	SURROGATE: OCTACOSANE (S)	88.4	60-142			%	10/29/21	11/04/21
EPA 8015B-e	SURROGATE: ORTHO-TERPHENYL (S)	71.9	56-125			%	10/29/21	11/04/21

Quant Method: DOC1028.M  
Run #: 1101121  
Instrument: Apollo  
Sequence: 211101  
Dilution Factor: 1  
Initials: KAB

Printed: 11/13/2021 11:10:09 AM  
APPL-F1-SC-NoMC-REG MDLs-DOD

# EPA 8015B TPH LIQ-LIQ

AECOM  
1001 Bishop Street, Suite 1600  
Honolulu, HI 96813

Attn: Alethea Ramos

Project: 60571032 CV18F0126 Red Hill Fuel Storage

**Sample ID: ERH1859 BLANK**

Sample Collection Date: 10/26/21

APPL Inc.  
908 North Temperance Avenue  
Clovis, CA 93611

ARF: 97984

**APPL ID: BA44381**

QCG: #RHBLK-211028A-269858

Method	Analyte	Result	LOQ	LOD	DL	Units	Extraction Date	Analysis Date
EPA 8015B-e	DIESEL (C10-C24)	300.0 U	320	300.0	150.0	ug/L	10/28/21	11/02/21
EPA 8015B-e	OIL (C24-C40)	300.0 U	320	300.0	150.0	ug/L	10/28/21	11/02/21
EPA 8015B-e	SURROGATE: OCTACOSANE (S)	89.5	60-142			%	10/28/21	11/02/21
EPA 8015B-e	SURROGATE: ORTHO-TERPHENYL (S)	73.4	56-125			%	10/28/21	11/02/21

Quant Method: DOC1028.M  
Run #: 1101048  
Instrument: Apollo  
Sequence: 211101  
Dilution Factor: 1  
Initials: KAB

Printed: 11/13/2021 11:10:09 AM  
APPL-F1-SC-NoMC-REG MDLs-DOD

# EPA 8015B TPH LIQ-LIQ

AECOM  
1001 Bishop Street, Suite 1600  
Honolulu, HI 96813

Attn: Alethea Ramos

Project: 60571032 CV18F0126 Red Hill Fuel Storage

**Sample ID: ERH1861 BLANK**

Sample Collection Date: 10/26/21

APPL Inc.  
908 North Temperance Avenue  
Clovis, CA 93611

ARF: 97984

**APPL ID: BA44382**

QCG: #RHBLK-211028A-269858

Method	Analyte	Result	LOQ	LOD	DL	Units	Extraction Date	Analysis Date
EPA 8015B-e	DIESEL (C10-C24)	300.0 U	320	300.0	150.0	ug/L	10/28/21	11/02/21
EPA 8015B-e	OIL (C24-C40)	300.0 U	320	300.0	150.0	ug/L	10/28/21	11/02/21
EPA 8015B-e	SURROGATE: OCTACOSANE (S)	83.8	60-142			%	10/28/21	11/02/21
EPA 8015B-e	SURROGATE: ORTHO-TERPHENYL (S)	69.0	56-125			%	10/28/21	11/02/21

Quant Method: DOC1028.M  
Run #: 1101049  
Instrument: Apollo  
Sequence: 211101  
Dilution Factor: 1  
Initials: KAB

Printed: 11/13/2021 11:10:09 AM  
APPL-F1-SC-NoMC-REG MDLs-DOD

# EPA 8270D SIM LIQ-LIQ

AECOM  
1001 Bishop Street, Suite 1600  
Honolulu, HI 96813

APPL Inc.  
908 North Temperance Avenue  
Clovis, CA 93611

Attn: Alethea Ramos

Project: 60571032 CV18F0126 Red Hill Fuel Storage

ARF: 97984

**Sample ID: ERH1859**

**APPL ID: BA44379**

Sample Collection Date: 10/26/21

QCG: #SIM53-211028A-270157

Method	Analyte	Result	LOQ	LOD	DL	Units	Extraction Date	Analysis Date
8270D-SIM	1-METHYLNAPHTHALENE	0.10 U	0.2	0.10	0.04	ug/L	10/28/21	11/03/21
8270D-SIM	2-METHYLNAPHTHALENE	0.10 U	0.2	0.10	0.04	ug/L	10/28/21	11/03/21
8270D-SIM	NAPHTHALENE	0.10 U	0.2	0.10	0.04	ug/L	10/28/21	11/03/21
8270D-SIM	SURROGATE: 2-METHYLNAPHTHALEN	107	39-114			%	10/28/21	11/03/21
8270D-SIM	SURROGATE: FLUORANTHENE-D10 (S	99.2	58-120			%	10/28/21	11/03/21

Quant Method: K1019.M
Run #: 1019K241
Instrument: KYLO
Sequence: 211019
Dilution Factor: 1
Initials: MA

Printed: 12/2/2021 7:30:16 AM  
APPL-F1-SC-NoMC-REG MDLs-DOD

# EPA 8270D SIM LIQ-LIQ

AECOM  
1001 Bishop Street, Suite 1600  
Honolulu, HI 96813

Attn: Alethea Ramos  
Project: 60571032 CV18F0126 Red Hill Fuel Storage

**Sample ID: ERH1861**  
Sample Collection Date: 10/26/21

APPL Inc.  
908 North Temperance Avenue  
Clovis, CA 93611

ARF: 97984  
**APPL ID: BA44380**  
QCG: #SIM53-211028A-270157

Method	Analyte	Result	LOQ	LOD	DL	Units	Extraction Date	Analysis Date
8270D-SIM	1-METHYLNAPHTHALENE	0.10 U	0.2	0.10	0.04	ug/L	10/28/21	11/03/21
8270D-SIM	2-METHYLNAPHTHALENE	0.10 U	0.2	0.10	0.04	ug/L	10/28/21	11/03/21
8270D-SIM	NAPHTHALENE	0.10 U	0.2	0.10	0.04	ug/L	10/28/21	11/03/21
8270D-SIM	SURROGATE: 2-METHYLNAPHTHALEN	99.5	39-114			%	10/28/21	11/03/21
8270D-SIM	SURROGATE: FLUORANTHENE-D10 (S	94.0	58-120			%	10/28/21	11/03/21

Quant Method: K1019.M Run #: 1019K242 Instrument: KYLO Sequence: 211019 Dilution Factor: 1 Initials: MA
--

*Printed: 12/2/2021 7:30:16 AM*  
APPL-F1-SC-NoMC-REG MDLs-DOD

## EPA 8260B BTEX WATER

AECOM  
1001 Bishop Street, Suite 1600  
Honolulu, HI 96813

Attn: Alethea Ramos

Project: 60571032 CV18F0126 Red Hill Fuel Storage

**Sample ID: ERH1858**

Sample Collection Date: 10/26/21

APPL Inc.  
908 North Temperance Avenue  
Clovis, CA 93611

ARF: 97984

**APPL ID: BA44378**

QCG: #86BTO-211102AM-269863

Method	Analyte	Result	LOQ	LOD	DL	Units	Extraction Date	Analysis Date
EPA 8260B	BENZENE	0.30 U	1.0	0.30	0.15	ug/L	11/02/21	11/02/21
EPA 8260B	ETHYLBENZENE	0.50 U	1.0	0.50	0.23	ug/L	11/02/21	11/02/21
EPA 8260B	TOLUENE	0.30 U	1.0	0.30	0.15	ug/L	11/02/21	11/02/21
EPA 8260B	XYLENES (TOTAL)	0.30 U	2.0	0.30	0.15	ug/L	11/02/21	11/02/21
EPA 8260B	SURROGATE: 1,2-DICHLOROETHANE-	105	81-118			%	11/02/21	11/02/21
EPA 8260B	SURROGATE: 4-BROMOFLUOROBENZ	95.4	85-114			%	11/02/21	11/02/21
EPA 8260B	SURROGATE: DIBROMOFLUOROMETH	103	80-119			%	11/02/21	11/02/21
EPA 8260B	SURROGATE: TOLUENE-D8 (S)	98.2	89-112			%	11/02/21	11/02/21

Quant Method: M1015W.M
Run #: 1102M11
Instrument: Max
Sequence: 211029
Dilution Factor: 1
Initials: PAN

Printed: 11/8/2021 8:08:55 AM  
APPL-F1-SC-NoMC-REG MDLs-DOD

# EPA 8260B BTEX WATER

AECOM  
1001 Bishop Street, Suite 1600  
Honolulu, HI 96813

Attn: Alethea Ramos

Project: 60571032 CV18F0126 Red Hill Fuel Storage

**Sample ID: ERH1859**

Sample Collection Date: 10/26/21

APPL Inc.  
908 North Temperance Avenue  
Clovis, CA 93611

ARF: 97984

**APPL ID: BA44379**

QCG: #86BTO-211102AM-269863

Method	Analyte	Result	LOQ	LOD	DL	Units	Extraction Date	Analysis Date
EPA 8260B	BENZENE	0.30 U	1.0	0.30	0.15	ug/L	11/02/21	11/02/21
EPA 8260B	ETHYLBENZENE	0.50 U	1.0	0.50	0.23	ug/L	11/02/21	11/02/21
EPA 8260B	TOLUENE	0.30 U	1.0	0.30	0.15	ug/L	11/02/21	11/02/21
EPA 8260B	XYLENES (TOTAL)	0.30 U	2.0	0.30	0.15	ug/L	11/02/21	11/02/21
EPA 8260B	SURROGATE: 1,2-DICHLOROETHANE-	104.3	81-118			%	11/02/21	11/02/21
EPA 8260B	SURROGATE: 4-BROMOFLUOROBENZ	99.1	85-114			%	11/02/21	11/02/21
EPA 8260B	SURROGATE: DIBROMOFLUOROMETH	107	80-119			%	11/02/21	11/02/21
EPA 8260B	SURROGATE: TOLUENE-D8 (S)	102	89-112			%	11/02/21	11/02/21

Quant Method: M1015W.M  
Run #: 1102M12  
Instrument: Max  
Sequence: 211029  
Dilution Factor: 1  
Initials: PAN

Printed: 11/8/2021 8:08:55 AM  
APPL-F1-SC-NoMC-REG MDLs-DOD

## EPA 8260B BTEX WATER

AECOM  
1001 Bishop Street, Suite 1600  
Honolulu, HI 96813

Attn: Alethea Ramos

Project: 60571032 CV18F0126 Red Hill Fuel Storage

**Sample ID: ERH1861**

Sample Collection Date: 10/26/21

APPL Inc.  
908 North Temperance Avenue  
Clovis, CA 93611

ARF: 97984

**APPL ID: BA44380**

QCG: #86BTO-211102AM-269863

Method	Analyte	Result	LOQ	LOD	DL	Units	Extraction Date	Analysis Date
EPA 8260B	BENZENE	0.30 U	1.0	0.30	0.15	ug/L	11/02/21	11/02/21
EPA 8260B	ETHYLBENZENE	0.50 U	1.0	0.50	0.23	ug/L	11/02/21	11/02/21
EPA 8260B	TOLUENE	0.30 U	1.0	0.30	0.15	ug/L	11/02/21	11/02/21
EPA 8260B	XYLENES (TOTAL)	0.30 U	2.0	0.30	0.15	ug/L	11/02/21	11/02/21
EPA 8260B	SURROGATE: 1,2-DICHLOROETHANE-	105	81-118			%	11/02/21	11/02/21
EPA 8260B	SURROGATE: 4-BROMOFLUOROBENZ	97.7	85-114			%	11/02/21	11/02/21
EPA 8260B	SURROGATE: DIBROMOFLUOROMETH	105	80-119			%	11/02/21	11/02/21
EPA 8260B	SURROGATE: TOLUENE-D8 (S)	102	89-112			%	11/02/21	11/02/21

Quant Method: M1015W.M
Run #: 1102M13
Instrument: Max
Sequence: 211029
Dilution Factor: 1
Initials: PAN

Printed: 11/8/2021 8:08:55 AM  
APPL-F1-SC-NoMC-REG MDLs-DOD



# EPA 8260B GRO WATER

AECOM  
1001 Bishop Street, Suite 1600  
Honolulu, HI 96813

Attn: Alethea Ramos  
Project: 60571032 CV18F0126 Red Hill Fuel Storage

**Sample ID: ERH1858**

Sample Collection Date: 10/26/21

APPL Inc.  
908 North Temperance Avenue  
Clovis, CA 93611

ARF: 97984

**APPL ID: BA44378**

QCG: #GRO86-211102AM-271097

Method	Analyte	Result	LOQ	LOD	DL	Units	Extraction Date	Analysis Date
EPA 8260B	GASOLINE RANGE ORGANICS	18.0 U	20	18.0	8.6	ug/L	11/02/21	11/02/21
EPA 8260B	SURROGATE: 4-BROMOFLUOROBENZ	96.8	85-114			%	11/02/21	11/02/21

Quant Method: MGAS0825.M  
Run #: 1102M11  
Instrument: Max  
Sequence: 211029  
Dilution Factor: 1  
Initials: PAN

Printed: 12/1/2021 8:29:07 AM  
APPL-F1-SC-NoMC-REG MDLs-DOD

# EPA 8260B GRO WATER

AECOM  
1001 Bishop Street, Suite 1600  
Honolulu, HI 96813

Attn: Alethea Ramos  
Project: 60571032 CV18F0126 Red Hill Fuel Storage

**Sample ID: ERH1859**

Sample Collection Date: 10/26/21

APPL Inc.  
908 North Temperance Avenue  
Clovis, CA 93611

ARF: 97984

**APPL ID: BA44379**

QCG: #GRO86-211102AM-271097

Method	Analyte	Result	LOQ	LOD	DL	Units	Extraction Date	Analysis Date
EPA 8260B	GASOLINE RANGE ORGANICS	18.0 U	20	18.0	8.6	ug/L	11/02/21	11/02/21
EPA 8260B	SURROGATE: 4-BROMOFLUOROBENZ	101	85-114			%	11/02/21	11/02/21

Quant Method: MGAS0825.M  
Run #: 1102M12  
Instrument: Max  
Sequence: 211029  
Dilution Factor: 1  
Initials: PAN

Printed: 12/1/2021 8:29:08 AM  
APPL-F1-SC-NoMC-REG MDLs-DOD

# EPA 8260B GRO WATER

AECOM  
1001 Bishop Street, Suite 1600  
Honolulu, HI 96813

Attn: Alethea Ramos  
Project: 60571032 CV18F0126 Red Hill Fuel Storage

**Sample ID: ERH1861**

Sample Collection Date: 10/26/21

APPL Inc.  
908 North Temperance Avenue  
Clovis, CA 93611

ARF: 97984

**APPL ID: BA44380**

QCG: #GRO86-211102AM-271097

Method	Analyte	Result	LOQ	LOD	DL	Units	Extraction Date	Analysis Date
EPA 8260B	GASOLINE RANGE ORGANICS	18.0 U	20	18.0	8.6	ug/L	11/02/21	11/02/21
EPA 8260B	SURROGATE: 4-BROMOFLUOROBENZ	99.1	85-114			%	11/02/21	11/02/21

Quant Method: MGAS0825.M  
Run #: 1102M13  
Instrument: Max  
Sequence: 211029  
Dilution Factor: 1  
Initials: PAN

Printed: 12/1/2021 8:29:08 AM  
APPL-F1-SC-NoMC-REG MDLs-DOD

## Wet Lab Analysis

AECOM  
1001 Bishop Street, Suite 1600  
Honolulu, HI 96813

APPL Inc.  
908 North Temperance Avenue  
Clovis, CA 93611

Attn: Alethea Ramos  
Project: 60571032 CV18F0126 Red Hill Fuel Storage

**Sample ID: ERH1859**

Sample Collection Date: 10/26/2021

**APPL ID: BA44379**

ARF: 97984

Method	Analyte	Result	LOQ	LOD	DL	Units	DF	Prep Date	Analysis Date
SW846 9060A	TOTAL ORGANIC CARBON	0.28 J	0.93	0.350	0.130	mg/L	1	11/05/21	11/05/21

J = Estimated value.

Printed: 11/11/2021 2:05:01 PM

APPL-F1-SC-NoMC-REG MDLs

# QC FORMS

# EPA 8015B-eHL

Form 2 & 8

## Surrogate Recovery

Lab Name: APPL, Inc.  
Case No: 97984  
Matrix: WATER

SDG No: 97984  
Date Analyzed: 11/3/2021  
Instrument: Apollo

APPL ID.	Client Sample No.	SURROGATE: OCTACOSANE (S)			SURROGATE: ORTHO-TERPHENYL (S)		
		Limits	Result	Qualifier	Limits	Result	Qualifier
211029A-BLK	Blank	60-142	94.3		56-125	77.4	
211029A-LCS	Lab Control Spike	60-142	94.7		56-125	90.7	
211029A-LCSD	Lab Control SpikeD	60-142	87.3		56-125	84.0	
BA44379	ERH1859	60-142	92.0		56-125	74.9	
BA44380	ERH1861	60-142	88.4		56-125	71.9	

Comments: Batch: #DOC53-211029A

Printed: 11/13/2021 11:10:32 AM  
Form 2 & 8, Surrogate Recovery Summary

# EPA 8015B-eHL

Form 2 & 8

## Surrogate Recovery

Lab Name: APPL, Inc.  
Case No: 97984  
Matrix: WATER

SDG No: 97984  
Date Analyzed: 11/10/2021  
Instrument: Apollo

APPL ID.	Client Sample No.	SURROGATE: (R) DECANOIC ACID (S)			SURROGATE: OCTACOSANE (S)		
		Limits	Result	Qualifier	Limits	Result	Qualifier
211029A1-BLK	Blank	0-1	0.0		60-142	72.8	
211029A1-LCS	Lab Control Spike	0-1	0.0		60-142	72.0	
211029A1-LCSD	Lab Control SpikeD	0-1	0.0		60-142	72.7	
BA44379	ERH1859	0-1	0.0		60-142	75.9	
BA44380	ERH1861	0-1	0.0		60-142	80.9	

Comments: Batch: #DOC53-211029A1

Printed: 11/13/2021 11:10:32 AM  
Form 2 & 8, Surrogate Recovery Summary

# EPA 8015B-eHL

Form 2 & 8

## Surrogate Recovery

Lab Name: APPL, Inc.  
Case No: 97984  
Matrix: WATER

SDG No: 97984  
Date Analyzed: 11/10/2021  
Instrument: Apollo

APPL ID.	Client Sample No.	SURROGATE: ORTHO-TERPHENYL (S)					
		Limits	Result	Qualifier	Limits	Result	Qualifier
211029A1-BLK	Blank	56-125	60.6				
211029A1-LCS	Lab Control Spike	56-125	68.0				
211029A1-LCSD	Lab Control SpikeD	56-125	70.0				
BA44379	ERH1859	56-125	62.2				
BA44380	ERH1861	56-125	66.7				

Comments: Batch: #DOC53-211029A1

Printed: 11/13/2021 11:10:32 AM  
Form 2 & 8, Surrogate Recovery Summary



# EPA 8015B-eHL

Form 2 & 8

## Surrogate Recovery

Lab Name: APPL, Inc.  
Case No: 97984  
Matrix: WATER

SDG No: 97984  
Date Analyzed: 11/2/2021  
Instrument: Apollo

APPL ID.	Client Sample No.	SURROGATE: OCTACOSANE (S)			SURROGATE: ORTHO-TERPHENYL (S)		
		Limits	Result	Qualifier	Limits	Result	Qualifier
211028A-BLK	Blank	60-142	84.3		56-125	69.4	
211028A-LCS	Lab Control Spike	60-142	66.5		56-125	55.3	*
211028A-LCSD	Lab Control SpikeD	60-142	79.3		56-125	65.5	
BA44381	ERH1859 BLANK	60-142	89.5		56-125	73.4	
BA44382	ERH1861 BLANK	60-142	83.8		56-125	69.0	

Comments: Batch: #RHBLK-211028A

\* = Recovery outside of Control Limits on QC Sample.

Printed: 11/13/2021 11:10:32 AM  
Form 2 & 8, Surrogate Recovery Summary

# EPA 8015B-eH

Form 4

## Blank Summary

Lab Name: APPL, Inc.

SDG No: 97984

Case No: 97984

Date Analyzed: 11/3/2021

Matrix: WATER

Instrument: Apollo

Blank ID: 211029A-BLK

Time Analyzed: 2310

<b>APPL ID.</b>	<b>Client Sample No.</b>	<b>File ID.</b>	<b>Date Analyzed</b>
211029A-BLK	Blank	1101116	11/3/2021 2310
211029A-LCS	Lab Control Spike	1101117	11/3/2021 2338
211029A-LCSD	Lab Control Spiked	1101118	11/4/2021 0007
BA44379	ERH1859	1101120	11/4/2021 0103
BA44380	ERH1861	1101121	11/4/2021 0131

Comments: Batch: #DOC53-211029A

Printed: 11/13/2021 11:10:18 AM  
Form 4, Blank Summary

# EPA 8015B-eH

Form 4

## Blank Summary

Lab Name: APPL, Inc.

SDG No: 97984

Case No: 97984

Date Analyzed: 11/10/2021

Matrix: WATER

Instrument: Apollo

Blank ID: 211029A1-BLK

Time Analyzed: 1407

<b>APPL ID.</b>	<b>Client Sample No.</b>	<b>File ID.</b>	<b>Date Analyzed</b>
211029A1-BLK	Blank	1110009	11/10/2021 1407
211029A1-LCS	Lab Control Spike	1110010	11/10/2021 1435
211029A1-LCSD	Lab Control Spiked	1110011	11/10/2021 1503
BA44379	ERH1859	1110013	11/10/2021 1559
BA44380	ERH1861	1110014	11/10/2021 1627

Comments: Batch: #DOC53-211029A1

Printed: 11/13/2021 11:10:18 AM  
Form 4, Blank Summary

# EPA 8015B-eH

Form 4

## Blank Summary

Lab Name: APPL, Inc.

SDG No: 97984

Case No: 97984

Date Analyzed: 11/2/2021

Matrix: WATER

Instrument: Apollo

Blank ID: 211028A-BLK

Time Analyzed: 1319

<b>APPL ID.</b>	<b>Client Sample No.</b>	<b>File ID.</b>	<b>Date Analyzed</b>
211028A-BLK	Blank	1101044	11/2/2021 1319
211028A-LCS	Lab Control Spike	1101045	11/2/2021 1347
211028A-LCSD	Lab Control Spiked	1101046	11/2/2021 1415
BA44381	ERH1859 BLANK	1101048	11/2/2021 1512
BA44382	ERH1861 BLANK	1101049	11/2/2021 1541

Comments: Batch: #RHBLK-211028A

Printed: 11/13/2021 11:10:18 AM  
Form 4, Blank Summary

**Method Blank**  
**EPA 8015B TPH LIQ-LIQ**

Blank Name/QCG: **211028W-44377 - 269858**  
Batch ID: #RHBLK-211028A

APPL Inc.  
908 North Temperance Avenue  
Clovis, CA 93611

Sample Type	Analyte	Result	LOQ	LOD	DL	Units	Extraction Date	Analysis Date
BLANK	DIESEL (C10-C24)	300.0 U	320	300.0	150.0	ug/L	10/28/2021	11/2/2021
BLANK	OIL (C24-C40)	300.0 U	320	300.0	150.0	ug/L	10/28/2021	11/2/2021
BLANK	SURROGATE: OCTACOSANE (S)	84.3	60-142			%	10/28/2021	11/2/2021
BLANK	SURROGATE: ORTHO-TERPHEN	69.4	56-125			%	10/28/2021	11/2/2021

Quant Method:DOC1028.M  
Run #:1101044  
Instrument:Apollo  
Sequence:211101  
Initials:KAB

GC SC-Blank-REG MDLs-DOD  
Printed: 11/13/2021 11:10:38 AM

**Method Blank**  
**EPA 8015B TPH LIQ-LIQ**

Blank Name/QCG: **211029W-44376 - 270404**  
Batch ID: #DOC53-211029A

APPL Inc.  
908 North Temperance Avenue  
Clovis, CA 93611

Sample Type	Analyte	Result	LOQ	LOD	DL	Units	Extraction Date	Analysis Date
BLANK	DIESEL (C10-C24)	300.0 U	320	300.0	150.0	ug/L	10/29/2021	11/3/2021
BLANK	OIL (C24-C40)	300.0 U	320	300.0	150.0	ug/L	10/29/2021	11/3/2021
BLANK	SURROGATE: OCTACOSANE (S)	94.3	60-142			%	10/29/2021	11/3/2021
BLANK	SURROGATE: ORTHO-TERPHEN	77.4	56-125			%	10/29/2021	11/3/2021

Quant Method:DOC1028.M  
Run #:1101116  
Instrument:Apollo  
Sequence:211101  
Initials:KAB

GC SC-Blank-REG MDLs-DOD  
Printed: 11/13/2021 11:10:38 AM

**Method Blank**  
**EPA 8015B TPH WATER L-L SGC**

Blank Name/QCG: **211029W-44376 - 270406**  
Batch ID: #DOC53-211029A1

APPL Inc.  
908 North Temperance Avenue  
Clovis, CA 93611

Sample Type	Analyte	Result	LOQ	LOD	DL	Units	Extraction Date	Analysis Date
BLANK	DIESEL (C10-C24)	300.0 U	320	300.0	150.0	ug/L	10/29/2021	11/10/2021
BLANK	OIL (C24-C40)	300.0 U	320	300.0	150.0	ug/L	10/29/2021	11/10/2021
BLANK	SURROGATE: (R) DECANOIC AC	0.0	0-1			%	10/29/2021	11/10/2021
BLANK	SURROGATE: OCTACOSANE (S)	72.8	60-142			%	10/29/2021	11/10/2021
BLANK	SURROGATE: ORTHO-TERPHEN	60.6	56-125			%	10/29/2021	11/10/2021

Quant Method:DEC0911.M  
Run #:1110009  
Instrument:Apollo  
Sequence:211110  
Initials:KAB

GC SC-Blank-REG MDLs-DOD  
Printed: 11/13/2021 11:10:38 AM

# Laboratory Control Spike Recoveries

## EPA 8015B TPH LIQ-LIQ

APPL ID: **211029W-44376 LCS - 270404**  
 Batch ID: #DOC53-211029A

APPL Inc.  
 908 North Temperance Avenue  
 Clovis, CA 93611

Compound Name	Spike Lvl ug/L	SPK Result ug/L	DUP Result ug/L	SPK % Recovery	DUP % Recovery	Recovery Limits	RPD %	RPD Limits
DIESEL (C10-C24)	2000	2100	1980	105	99.0	36-132	5.9	30
OIL (C24-C40)	2000	2320	2180	116 #	109	41-113	6.2	30
SURROGATE: OCTACOSANE (S)	150	142	131	94.7	87.3	60-142		
SURROGATE: ORTHO-TERPHENYL (S)	150	136	126	90.7	84.0	56-125		

# = Recovery is outside QC limits.

Comments: \_\_\_\_\_

<u>Primary</u>	<u>SPK</u>	<u>DUP</u>
Quant Method :	DOC1028.M	DOC1028.M
Extraction Date :	10/29/2021	10/29/2021
Analysis Date :	11/3/2021	11/4/2021
Instrument :	Apollo	Apollo
Run :	1101117	1101118
Initials :	KAB	



## Laboratory Control Spike Recoveries

### EPA 8015B TPH WATER L-L SGC

APPL ID: 211029W-44376 LCS - 270406

Batch ID: #DOC53-211029A1

APPL Inc.

908 North Temperance Avenue

Clovis, CA 93611

Compound Name	Spike Lvl ug/L	SPK Result ug/L	DUP Result ug/L	SPK % Recovery	DUP % Recovery	Recovery Limits	RPD %	RPD Limits
DIESEL (C10-C24)	2000	1580	1680	79.0	84.0	36-132	6.1	30
OIL (C24-C40)	2000	1810	1870	90.5	93.5	41-113	3.3	30
-----								
SURROGATE: (R) DECANOIC ACID (S)	10.00	0	0	0.0	0.0	0-1		
SURROGATE: OCTACOSANE (S)	150	108	109	72.0	72.7	60-142		
SURROGATE: ORTHO-TERPHENYL (S)	150	102	105	68.0	70.0	56-125		
-----								

Comments: \_\_\_\_\_

<u>Primary</u>	<u>SPK</u>	<u>DUP</u>
Quant Method :	DEC0911.M	DEC0911.M
Extraction Date :	10/29/2021	10/29/2021
Analysis Date :	11/10/2021	11/10/2021
Instrument :	Apollo	Apollo
Run :	1110010	1110011
Initials :	KAB	

## Laboratory Control Spike Recoveries

### EPA 8015B TPH LIQ-LIQ

APPL ID: 211028W-44377 LCS - 269858

Batch ID: #RHBLK-211028A

APPL Inc.

908 North Temperance Avenue

Clovis, CA 93611

Compound Name	Spike Lvl ug/L	SPK Result ug/L	DUP Result ug/L	SPK % Recovery	DUP % Recovery	Recovery Limits	RPD %	RPD Limits
DIESEL (C10-C24)	0	32.1	38.1	NA	NA	36-132		30
OIL (C24-C40)	0	39.9	66.6	NA	NA	41-113		30
<hr/>								
SURROGATE: OCTACOSANE (S)	150	99.7	119	66.5	79.3	60-142		
SURROGATE: ORTHO-TERPHENYL (S)	150	83.0	98.3	55.3 #	65.5	56-125		
<hr/>								

# = Recovery is outside QC limits.

Comments: \_\_\_\_\_

<u>Primary</u>	<u>SPK</u>	<u>DUP</u>
Quant Method :	DOC1028.M	DOC1028.M
Extraction Date :	10/28/2021	10/28/2021
Analysis Date :	11/2/2021	11/2/2021
Instrument :	Apollo	Apollo
Run :	1101045	1101046
Initials :	KAB	

# EPA 8015B-eH

Form 4

## LCS Summary

Lab Name: APPL, Inc.  
Case No: 97984  
Matrix: WATER  
LCS ID: 211029A-LCS

SDG No: 97984  
Date Analyzed: 11/3/2021  
Instrument: Apollo  
Time Analyzed: 2338

<b>APPL ID.</b>	<b>Client Sample No.</b>	<b>File ID.</b>	<b>Date Analyzed</b>
211029A-BLK	Blank	1101116	11/3/2021 2310
211029A-LCS	Lab Control Spike	1101117	11/3/2021 2338
211029A-LCSD	Lab Control Spiked	1101118	11/4/2021 0007
BA44379	ERH1859	1101120	11/4/2021 0103
BA44380	ERH1861	1101121	11/4/2021 0131

Comments: Batch: #DOC53-211029A

Printed: 11/13/2021 11:10:14 AM  
Form 4, LCS Summary

# EPA 8015B-eH

Form 4

## LCS Summary

Lab Name: APPL, Inc.

SDG No: 97984

Case No: 97984

Date Analyzed: 11/10/2021

Matrix: WATER

Instrument: Apollo

LCS ID: 211029A1-LCS

Time Analyzed: 1435

<b>APPL ID.</b>	<b>Client Sample No.</b>	<b>File ID.</b>	<b>Date Analyzed</b>
211029A1-BLK	Blank	1110009	11/10/2021 1407
211029A1-LCS	Lab Control Spike	1110010	11/10/2021 1435
211029A1-LCSD	Lab Control Spiked	1110011	11/10/2021 1503
BA44379	ERH1859	1110013	11/10/2021 1559
BA44380	ERH1861	1110014	11/10/2021 1627

Comments: Batch: #DOC53-211029A1

Printed: 11/13/2021 11:10:14 AM  
Form 4, LCS Summary

# EPA 8015B-eH

Form 4

## LCS Summary

Lab Name: APPL, Inc.

SDG No: 97984

Case No: 97984

Date Analyzed: 11/2/2021

Matrix: WATER

Instrument: Apollo

LCS ID: 211028A-LCS

Time Analyzed: 1347

<b>APPL ID.</b>	<b>Client Sample No.</b>	<b>File ID.</b>	<b>Date Analyzed</b>
211028A-BLK	Blank	1101044	11/2/2021 1319
211028A-LCS	Lab Control Spike	1101045	11/2/2021 1347
211028A-LCSD	Lab Control Spiked	1101046	11/2/2021 1415
BA44381	ERH1859 BLANK	1101048	11/2/2021 1512
BA44382	ERH1861 BLANK	1101049	11/2/2021 1541

Comments: Batch: #RHBLK-211028A

Printed: 11/13/2021 11:10:14 AM  
Form 4, LCS Summary

# 8270D-SIM

Form 2 & 8

## Surrogate Recovery

Lab Name: APPL, Inc.  
Case No: 97984  
Matrix: WATER

SDG No: 97984  
Date Analyzed: 11/3/2021  
Instrument: KYLO

APPL ID.	Client Sample No.	SURROGATE: 2-METHYLNAPHTHALENE-D10 (S)			SURROGATE: FLUORANTHENE-D10 (S)		
		Limits	Result	Qualifier	Limits	Result	Qualifier
211028A-BLK	Blank	39-114	116	#	58-120	111	
211028A-LCSD	Lab Control Spiked	39-114	111		58-120	108	
BA44379	ERH1859	39-114	107		58-120	99.2	
BA44380	ERH1861	39-114	99.5		58-120	94.0	
211028A-LCS	Lab Control Spike	39-114	99.0		58-120	90.0	

Comments: Batch: #SIM53-211028A  
# = Recovery outside of Control Limits on Sample.

Printed: 12/2/2021 7:30:55 AM  
Form 2 & 8, Surrogate Recovery Summary

# **8270D-SIM**

Form 4

## **Blank Summary**

Lab Name: APPL, Inc.  
Case No: 97984  
Matrix: WATER  
Blank ID: 211028A-BLK

SDG No: 97984  
Date Analyzed: 11/3/2021  
Instrument: KYLO  
Time Analyzed: 0904

<b>APPL ID.</b>	<b>Client Sample No.</b>	<b>File ID.</b>	<b>Date Analyzed</b>
211028A-BLK	Blank	1019K237	11/3/2021 0904
211028A-LCSD	Lab Control Spiked	1019K239	11/3/2021 0944
BA44379	ERH1859	1019K241	11/3/2021 1024
BA44380	ERH1861	1019K242	11/3/2021 1044
211028A-LCS	Lab Control Spike	1019K271	11/3/2021 2024

Comments: Batch: #SIM53-211028A

Printed: 12/2/2021 7:30:38 AM  
Form 4, Blank Summary

**Method Blank**  
**EPA 8270D SIM LIQ-LIQ**

Blank Name/QCG: **211028W-44410 - 270157**  
Batch ID: #SIM53-211028A

APPL Inc.  
908 North Temperance Avenue  
Clovis, CA 93611

Sample Type	Analyte	Result	LOQ	LOD	DL	Units	Extraction Date	Analysis Date
BLANK	1-METHYLNAPHTHALENE	0.10 U	0.2	0.10	0.04	ug/L	10/28/2021	11/3/2021
BLANK	2-METHYLNAPHTHALENE	0.10 U	0.2	0.10	0.04	ug/L	10/28/2021	11/3/2021
BLANK	NAPHTHALENE	0.10 U	0.2	0.10	0.04	ug/L	10/28/2021	11/3/2021
BLANK	SURROGATE: 2-METHYLNAPHT	116 #	39-114			%	10/28/2021	11/3/2021
BLANK	SURROGATE: FLUORANTHENE-	111	58-120			%	10/28/2021	11/3/2021

# = Recovery (or RPD) is outside QC limits.

Quant Method: K1019.M  
Run #: 1019K237  
Instrument: KYLO  
Sequence: 211019  
Initials: MA

GC SC-Blank-REG MDLs-DOD  
Printed: 12/2/2021 7:31:12 AM



# 8270D-SIM

Form 4

## LCS Summary

Lab Name: APPL, Inc.

SDG No: 97984

Case No: 97984

Date Analyzed: 11/3/2021

Matrix: WATER

Instrument: KYLO

LCS ID: 211028A-LCS

Time Analyzed: 2024

<b>APPL ID.</b>	<b>Client Sample No.</b>	<b>File ID.</b>	<b>Date Analyzed</b>
211028A-BLK	Blank	1019K237	11/3/2021 0904
211028A-LCSD	Lab Control Spiked	1019K239	11/3/2021 0944
BA44379	ERH1859	1019K241	11/3/2021 1024
BA44380	ERH1861	1019K242	11/3/2021 1044
211028A-LCS	Lab Control Spike	1019K271	11/3/2021 2024

Comments: Batch: #SIM53-211028A

Printed: 12/2/2021 7:30:32 AM  
Form 4, LCS Summary

## Laboratory Control Spike Recoveries

### EPA 8270D SIM LIQ-LIQ

APPL ID: 211028W-44410 LCS - 270157

Batch ID: #SIM53-211028A

APPL Inc.

908 North Temperance Avenue

Clovis, CA 93611

Compound Name	Spike Lvl ug/L	SPK Result ug/L	DUP Result ug/L	SPK % Recovery	DUP % Recovery	Recovery Limits	RPD %	RPD Limits
1-METHYLNAPHTHALENE	5.00	4.88	5.40	97.6	108	41-115	10.1	20
2-METHYLNAPHTHALENE	5.00	4.90	5.43	98.0	109	39-114	10.3	20
NAPHTHALENE	5.00	4.74	5.23	94.8	105	43-114	9.8	20
-----								
SURROGATE: 2-METHYLNAPHTHALEN	5.00	4.95	5.57	99.0	111	39-114		
SURROGATE: FLUORANTHENE-D10 (S)	5.00	4.50	5.42	90.0	108	58-120		
-----								

Comments: \_\_\_\_\_

<u>Primary</u>	<u>SPK</u>	<u>DUP</u>
Quant Method :	K1019.M	K1019.M
Extraction Date :	10/28/2021	10/28/2021
Analysis Date :	11/3/2021	11/3/2021
Instrument :	KYLO	KYLO
Run :	1019K271	1019K239
Initials :	MA	

Form 5  
Tune Summary

Lab Name: APPL Inc.  
Case No: \_\_\_\_\_  
Matrix: Water  
ID: 1019K001.D

SDG No: \_\_\_\_\_  
Date Analyzed: 10/19/2021  
Instrument: KYLO  
Time Analyzed: 13:58

Client Sample No.	APPL ID.	File ID.	Date Analyzed
1	0.1 ug/ml 10/13/21	1019K002.D	10/19/2021 14:09
2	0.2 ug/ml 10/13/21	1019K003.D	10/19/2021 14:29
3	0.5 ug/ml 10/13/21	1019K004.D	10/19/2021 14:49
4	1 ug/ml 10/13/21	1019K005.D	10/19/2021 15:09
5	5 ug/ml 10/13/21	1019K006.D	10/19/2021 15:29
6	10 ug/ml 10/13/21	1019K007.D	10/19/2021 15:49
7	50 ug/ml 10/13/21	1019K008.D	10/19/2021 16:09
8	100 ug/ml 10/13/21	1019K009.D	10/19/2021 16:29
9	SS ug/ml 10/13/21	1019K010.D	10/19/2021 16:49
10			
11			
12			
13			
14			
15			
16			
17			
18			
19			
20			
21			
22			

m/e

51 10 - 80% of mass 198	<u>36.8</u>
68 0 - 2% of mass 69	<u>1.7</u>
70 0 - 2% of mass 69	<u>0.4</u>
127 10 - 80% of mass 198	<u>54.6</u>
197 0 - 2% of mass 198	<u>0.2</u>
198 100 - 100% of mass 198	<u>100.0</u>
199 5 - 9% of mass 198	<u>6.5</u>
275 10 - 60% of mass 198	<u>23.2</u>
365 1 - 100% of mass 198	<u>2.5</u>
441 0.01 - 24% of mass 442	<u>13.9</u>
442 50 - 500% of mass 198	<u>73.4</u>
443 15 - 24% of mass 442	<u>18.4</u>

Form 5  
Tune Summary

Lab Name: APPL Inc.  
 Case No: 97984  
 Matrix: Water  
 ID: 1019K235.D

SDG No: 97984  
 Date Analyzed: 11/3/2021  
 Instrument: KYLO  
 Time Analyzed: 8:33

	Client Sample No.	APPL ID.	File ID.	Date Analyzed
1	ERH1859	BA44379W07 1/1000	1019K241.D	11/3/2021 10:24
2	ERH1861	BA44380W05 1/950	1019K242.D	11/3/2021 10:44
3				
4				
5				
6				
7				
8				
9				
10				
11				
12				
13				
14				
15				
16				
17				
18				
19				
20				
21				
22				

m/e

51 10 - 80% of mass 198	<u>31.4</u>
68 0 - 2% of mass 69	<u>1.5</u>
70 0 - 2% of mass 69	<u>0.5</u>
127 10 - 80% of mass 198	<u>51.7</u>
197 0 - 2% of mass 198	<u>0.0</u>
198 100 - 100% of mass 198	<u>100.0</u>
199 5 - 9% of mass 198	<u>6.8</u>
275 10 - 60% of mass 198	<u>23.6</u>
365 1 - 100% of mass 198	<u>2.7</u>
441 0.01 - 24% of mass 442	<u>14.1</u>
442 50 - 500% of mass 198	<u>80.8</u>
443 15 - 24% of mass 442	<u>18.5</u>

8A  
INTERNAL STANDARD AREA AND RT SUMMARY

Lab Name: APPL Inc. Contract: \_\_\_\_\_  
 Lab Code: \_\_\_\_\_ SDG No.: \_\_\_\_\_  
 Lab File ID (Standard): 1019K007.D Date Analyzed: 10/19/21  
 Instrument ID: KYLO Time Analyzed: 15:49  
 GC Column: \_\_\_\_\_ ID: \_\_\_\_\_ Heated Purge: (Y/N) \_\_\_\_\_

		Napthalene-D8(IS)		Acenaphthene-D10(IS)		Phenanthrene-D10(IS)	
		AREA #	RT #	AREA #	RT #	AREA #	RT #
	12 HOUR STD	11510	3.92	5675	5.86	8972	7.56
	UPPER LIMIT	23020	4.09	11350	6.03	17944	7.73
	LOWER LIMIT	5755	3.75	2838	5.69	4486	7.39
	SAMPLE NO.						
01	BA44379W07 1/1000	14155	3.89	7016	5.82	11739	7.52
02	BA44380W05 1/950	14640	3.88	7232	5.82	11726	7.52
03							
04							
05							
06							
07							
08							
09							
10							
11							
12							
13							
14							
15							
16							
17							
18							
19							
20							
21							
22							

AREA UPPER LIMIT = +100% of internal standard area.  
 AREA LOWER LIMIT = -50% of internal standard area.  
 RT UPPER LIMIT = +0.17 minutes of internal standard RT  
 RT LOWER LIMIT = -0.17 minutes of internal standard RT

# Column used to flag values outside QC limits with an asterisk.  
 \* Values outside of QC limits.

8A  
INTERNAL STANDARD AREA AND RT SUMMARY

Lab Name: APPL Inc. Contract: \_\_\_\_\_  
 Lab Code: \_\_\_\_\_ SDG No.: \_\_\_\_\_  
 Lab File ID (Standard): 1019K007.D Date Analyzed: 10/19/21  
 Instrument ID: KYLO Time Analyzed: 15:49  
 GC Column: \_\_\_\_\_ ID: \_\_\_\_\_ Heated Purge: (Y/N) \_\_\_\_\_

		Chrysene-D12(IS)		Perylene-D12(IS)			
		AREA	#	RT	#	AREA	#
	12 HOUR STD	10664		10.62		9232	12.83
	UPPER LIMIT	21328		10.79		18464	13.00
	LOWER LIMIT	5332		10.45		4616	12.66
	SAMPLE NO.						
01	BA44379W07 1/1000	14503		10.57		13204	12.76
02	BA44380W05 1/950	14077		10.57		12769	12.76
03							
04							
05							
06							
07							
08							
09							
10							
11							
12							
13							
14							
15							
16							
17							
18							
19							
20							
21							
22							

AREA UPPER LIMIT = +100% of internal standard area.  
 AREA LOWER LIMIT = -50% of internal standard area.  
 RT UPPER LIMIT = +0.17 minutes of internal standard RT  
 RT LOWER LIMIT = -0.17 minutes of internal standard RT

# Column used to flag values outside QC limits with an asterisk.  
 \* Values outside of QC limits.

# EPA 8260B

Form 2 & 8

## Surrogate Recovery

Lab Name: APPL, Inc.  
Case No: 97984  
Matrix: WATER

SDG No: 97984  
Date Analyzed: 11/2/2021  
Instrument: Max

APPL ID.	Client Sample No.	SURROGATE: 1,2-DICHLOROETHANE-D4 (S)			SURROGATE: 4-BROMOFLUOROBENZENE (S)		
		Limits	Result	Qualifier	Limits	Result	Qualifier
211102AM-LCS	Lab Control Spike	81-118	102		85-114	102	
211102AM-LCSD	Lab Control SpikeD	81-118	106		85-114	100	
211102AM-BLK	Blank	81-118	100		85-114	96.2	
BA44378	ERH1858	81-118	105		85-114	95.4	
BA44379	ERH1859	81-118	104.3		85-114	99.1	
BA44380	ERH1861	81-118	105		85-114	97.7	

Comments: Batch: #86BTO-211102AM

Printed: 11/8/2021 8:06:32 AM  
Form 2 & 8, Surrogate Recovery Summary

# EPA 8260B

Form 2 & 8

## Surrogate Recovery

Lab Name: APPL, Inc.  
Case No: 97984  
Matrix: WATER

SDG No: 97984  
Date Analyzed: 11/2/2021  
Instrument: Max

APPL ID.	Client Sample No.	SURROGATE: DIBROMOFLUOROMETHANE (S)			SURROGATE: TOLUENE-D8 (S)		
		Limits	Result	Qualifier	Limits	Result	Qualifier
211102AM-LCS	Lab Control Spike	80-119	100		89-112	101	
211102AM-LCSD	Lab Control SpikeD	80-119	103		89-112	101	
211102AM-BLK	Blank	80-119	98.4		89-112	100	
BA44378	ERH1858	80-119	103		89-112	98.2	
BA44379	ERH1859	80-119	107		89-112	102	
BA44380	ERH1861	80-119	105		89-112	102	

Comments: Batch: #86BTO-211102AM

Printed: 11/8/2021 8:06:32 AM  
Form 2 & 8, Surrogate Recovery Summary



# EPA 8260B

Form 4

## Blank Summary

Lab Name: APPL, Inc.

SDG No: 97984

Case No: 97984

Date Analyzed: 11/2/2021

Matrix: WATER

Instrument: Max

Blank ID: 211102AM-BLK

Time Analyzed: 1058

<b>APPL ID.</b>	<b>Client Sample No.</b>	<b>File ID.</b>	<b>Date Analyzed</b>
211102AM-LCS	Lab Control Spike	1102M03	11/2/2021 1001
211102AM-LCSD	Lab Control Spiked	1102M04	11/2/2021 1029
211102AM-BLK	Blank	1102M05	11/2/2021 1058
BA44378	ERH1858	1102M11	11/2/2021 1348
BA44379	ERH1859	1102M12	11/2/2021 1417
BA44380	ERH1861	1102M13	11/2/2021 1445

Comments: Batch: #86BTO-211102AM

Printed: 11/8/2021 8:05:55 AM  
Form 4, Blank Summary

**Method Blank**  
**EPA 8260B BTEX WATER**

Blank Name/QCG: **211102W-44375 - 269863**  
Batch ID: #86BTO-211102AM

APPL Inc.  
908 North Temperance Avenue  
Clovis, CA 93611

Sample Type	Analyte	Result	LOQ	LOD	DL	Units	Extraction Date	Analysis Date
BLANK	BENZENE	0.30 U	1.0	0.30	0.15	ug/L	11/2/2021	11/2/2021
BLANK	ETHYLBENZENE	0.50 U	1.0	0.50	0.23	ug/L	11/2/2021	11/2/2021
BLANK	TOLUENE	0.30 U	1.0	0.30	0.15	ug/L	11/2/2021	11/2/2021
BLANK	XYLENES (TOTAL)	0.30 U	2.0	0.30	0.15	ug/L	11/2/2021	11/2/2021
BLANK	SURROGATE: 1,2-DICHLOROET	100	81-118			%	11/2/2021	11/2/2021
BLANK	SURROGATE: 4-BROMOFLUORO	96.2	85-114			%	11/2/2021	11/2/2021
BLANK	SURROGATE: DIBROMOFLUOR	98.4	80-119			%	11/2/2021	11/2/2021
BLANK	SURROGATE: TOLUENE-D8 (S)	100	89-112			%	11/2/2021	11/2/2021

Quant Method: M1015W.M  
Run #: 1102M05  
Instrument: Max  
Sequence: 211029  
Initials: PAN

GC SC-Blank-REG MDLs-DOD  
Printed: 11/8/2021 8:09:30 AM

# EPA 8260B

Form 4

## LCS Summary

Lab Name: APPL, Inc.  
Case No: 97984  
Matrix: WATER  
LCS ID: 211102AM-LCS

SDG No: 97984  
Date Analyzed: 11/2/2021  
Instrument: Max  
Time Analyzed: 1001

<b>APPL ID.</b>	<b>Client Sample No.</b>	<b>File ID.</b>	<b>Date Analyzed</b>
211102AM-LCS	Lab Control Spike	1102M03	11/2/2021 1001
211102AM-LCSD	Lab Control Spiked	1102M04	11/2/2021 1029
211102AM-BLK	Blank	1102M05	11/2/2021 1058
BA44378	ERH1858	1102M11	11/2/2021 1348
BA44379	ERH1859	1102M12	11/2/2021 1417
BA44380	ERH1861	1102M13	11/2/2021 1445

Comments: Batch: #86BTO-211102AM

Printed: 11/8/2021 7:55:58 AM  
Form 4, LCS Summary

# Laboratory Control Spike Recoveries

## EPA 8260B BTEX WATER

APPL ID: 211102W-44375 LCS - 269863

Batch ID: #86BTO-211102AM

APPL Inc.

908 North Temperance Avenue

Clovis, CA 93611

Compound Name	Spike Lvl ug/L	SPK Result ug/L	DUP Result ug/L	SPK % Recovery	DUP % Recovery	Recovery Limits	RPD %	RPD Limits
BENZENE	10.00	9.58	8.71	95.8	87.1	79-120	9.5	20
ETHYLBENZENE	10.00	10.1	9.19	101	91.9	79-121	9.4	20
TOLUENE	10.00	10.5	9.33	105	93.3	80-121	11.8	20
XYLENES (TOTAL)	30.0	30.9	28.7	103	95.7	79-121	7.4	20
-----								
SURROGATE: 1,2-DICHLOROETHANE-D	25.0	25.5	26.6	102	106	81-118		
SURROGATE: 4-BROMOFLUOROBENZE	25.0	25.4	25.1	102	100	85-114		
SURROGATE: DIBROMOFLUOROMETH	25.0	25.0	25.7	100	103	80-119		
SURROGATE: TOLUENE-D8 (S)	25.0	25.3	25.2	101	101	89-112		
-----								

Comments: \_\_\_\_\_

<u>Primary</u>	<u>SPK</u>	<u>DUP</u>
Quant Method :	M1015W.M	M1015W.M
Extraction Date :	11/2/2021	11/2/2021
Analysis Date :	11/2/2021	11/2/2021
Instrument :	Max	Max
Run :	1102M03	1102M04
Initials :	PAN	

Form 5  
Tune Summary

Lab Name: APPL Inc.  
Case No: \_\_\_\_\_  
Matrix: Water  
ID: 1015M11.D

SDG No: \_\_\_\_\_  
Date Analyzed: 10/15/2021  
Instrument: Max  
Time Analyzed: 14:44

Client Sample No.	APPL ID.	File ID.	Date Analyzed
1	0.3ug/L VOC STD 10/1	1015M12.D	10/15/2021 15:12
2	0.5ug/L VOC STD 10/1	1015M13.D	10/15/2021 15:41
3	1ug/L VOC STD 10/15/	1015M14.D	10/15/2021 16:09
4	2ug/L VOC STD 10/15/	1015M15.D	10/15/2021 16:38
5	5ug/L VOC STD 10/15/	1015M16.D	10/15/2021 17:06
6	10ug/L VOC STD 10/15	1015M17.D	10/15/2021 17:35
7	20ug/L VOC STD 10/15	1015M18.D	10/15/2021 18:03
8	40ug/L VOC STD 10/15	1015M19.D	10/15/2021 18:31
9	100ug/L VOC STD 10/1	1015M20.D	10/15/2021 19:00
10	(SS) 10ug/L VOC STD	1015M22.D	10/15/2021 19:57
11			
12			
13			
14			
15			
16			
17			
18			
19			
20			
21			
22			

m/e

50 15.0 - 40.0% of mass 95	<u>20.4</u>
75 30.0 - 60.0% of mas 95	<u>58.4</u>
95 Base peak, 100% relative abundance	<u>100.0</u>
96 5.0 - 9.0% of mass 95	<u>6.7</u>
173 Less than 2.0% of mass 174	<u>0.0</u>
174 50.0 - 200.0% of mass 95	<u>126.6</u>
175 5.0 - 9.0% of mass 174	<u>7.7</u>
176 95.0 - 101.0% of mass 174	<u>99.1</u>
177 5.0 - 9.0% of mass 176	<u>6.5</u>

8A  
INTERNAL STANDARD AREA AND RT SUMMARY

Lab Name: APPL Inc. Contract: \_\_\_\_\_  
 Lab Code: \_\_\_\_\_ SDG No.: \_\_\_\_\_  
 Lab File ID (Standard): 1015M17.D Date Analyzed: 10/15/21  
 Instrument ID: Max Time Analyzed: 17:35  
 GC Column: \_\_\_\_\_ ID: \_\_\_\_\_ Heated Purge: (Y/N) \_\_\_\_\_

	Fluorobenzene (IS)		Chlorobenzene-D5 (IS)		1,4-Dichlorobenzene-D (IS)	
	AREA #	RT #	AREA #	RT #	AREA #	RT #
12 HOUR STD	377347	6.34	347072	9.50	236441	11.82
UPPER LIMIT	754694	6.51	694144	9.67	472882	11.99
LOWER LIMIT	188674	6.17	173536	9.33	118221	11.65
SAMPLE NO.						
01 0.3ug/L VOC STD 10/15/21	397342	6.34	352293	9.50	217437	11.82
02 0.5ug/L VOC STD 10/15/21	396824	6.34	348546	9.50	220294	11.82
03 1ug/L VOC STD 10/15/21	394605	6.34	355921	9.50	218264	11.82
04 2ug/L VOC STD 10/15/21	397741	6.34	352458	9.50	222724	11.82
05 5ug/L VOC STD 10/15/21	387411	6.34	344894	9.50	232454	11.82
06 10ug/L VOC STD 10/15/21	377347	6.34	347072	9.50	236441	11.82
07 20ug/L VOC STD 10/15/21	395871	6.34	351611	9.50	235162	11.82
08 40ug/L VOC STD 10/15/21	394795	6.34	356570	9.50	246902	11.82
09 100ug/L VOC STD 10/15/21	386789	6.34	357810	9.50	248989	11.82
10 (SS) 10ug/L VOC STD 10/15/21	407759	6.34	364241	9.50	235667	11.82
11						
12						
13						
14						
15						
16						
17						
18						
19						
20						
21						
22						

AREA UPPER LIMIT = +100% of internal standard area.  
 AREA LOWER LIMIT = -50% of internal standard area.  
 RT UPPER LIMIT = +0.17 minutes of internal standard RT  
 RT LOWER LIMIT = -0.17 minutes of internal standard RT

# Column used to flag values outside QC limits with an asterisk.  
 \* Values outside of QC limits.

Form 5  
Tune Summary

Lab Name: APPL Inc.  
Case No: 97984  
Matrix: Water  
ID: 1102M00.D

SDG No: 97984  
Date Analyzed: 11/2/2021  
Instrument: Max  
Time Analyzed: 8:47

	Client Sample No.	APPL ID.	File ID.	Date Analyzed
1	Lab Control Spike	211102A CCV/LCS 10ug	1102M03.D	11/2/2021 10:01
2	Lab Control SpikeD	211102A LCSD 10ug/L	1102M04.D	11/2/2021 10:29
3	Blank	211102A BLK	1102M05.D	11/2/2021 10:58
4	ERH1858	BA44378W01	1102M11.D	11/2/2021 13:48
5	ERH1859	BA44379W01	1102M12.D	11/2/2021 14:17
6	ERH1861	BA44380W01	1102M13.D	11/2/2021 14:45
7		Ending CCV 10ug/L 11	1102M24.D	11/2/2021 19:57
8				
9				
10				
11				
12				
13				
14				
15				
16				
17				
18				
19				
20				
21				
22				

m/e

50 15.0 - 40.0% of mass 95	<u>18.0</u>
75 30.0 - 60.0% of mas 95	<u>58.3</u>
95 Base peak, 100% relative abundance	<u>100.0</u>
96 5.0 - 9.0% of mass 95	<u>6.1</u>
173 Less than 2.0% of mass 174	<u>0.9</u>
174 50.0 - 200.0% of mass 95	<u>139.1</u>
175 5.0 - 9.0% of mass 174	<u>6.3</u>
176 95.0 - 101.0% of mass 174	<u>95.6</u>
177 5.0 - 9.0% of mass 176	<u>7.9</u>

8A  
INTERNAL STANDARD AREA AND RT SUMMARY

Lab Name: APPL Inc. Contract: \_\_\_\_\_  
 Lab Code: \_\_\_\_\_ SDG No.: \_\_\_\_\_  
 Lab File ID (Standard): 1102M03.D Date Analyzed: 2 Nov 21 10:01  
 Instrument ID: Max Time Analyzed: 2 Nov 21 10:01  
 GC Column: \_\_\_\_\_ ID: \_\_\_\_\_ Heated Purge: (Y/N) \_\_\_\_\_

	Fluorobenzene (IS)		Chlorobenzene-D5 (IS)		1,4-Dichlorobenzene-D (IS)	
	AREA #	RT #	AREA #	RT #	AREA #	RT #
12 HOUR STD	367144	6.37	349682	9.52	224818	11.84
UPPER LIMIT	734288	6.54	699364	9.69	449636	12.01
LOWER LIMIT	183572	6.20	174841	9.35	112409	11.67
SAMPLE NO.						
01 211102A CCV/LCS 10ug	367144	6.37	349682	9.52	224818	11.84
02 211102A LCSD 10ug/L	374163	6.37	332242	9.52	223761	11.84
03 211102A BLK	376947	6.37	346456	9.52	204046	11.84
04 BA44378W01	364477	6.37	331907	9.52	202010	11.84
05 BA44379W01	353239	6.37	315068	9.52	197733	11.84
06 BA44380W01	353842	6.37	317578	9.52	194357	11.84
07 Ending CCV 10ug/L 11/0	358819	6.37	318291	9.52	217546	11.84
08						
09						
10						
11						
12						
13						
14						
15						
16						
17						
18						
19						
20						
21						
22						

AREA UPPER LIMIT = +100% of internal standard area.  
 AREA LOWER LIMIT = -50% of internal standard area.  
 RT UPPER LIMIT = +0.17 minutes of internal standard RT  
 RT LOWER LIMIT = -0.17 minutes of internal standard RT

# Column used to flag values outside QC limits with an asterisk.  
 \* Values outside of QC limits.



**EPA 8260B**

Form 2 & 8

**Surrogate Recovery**

Lab Name: APPL, Inc.  
Case No: 97984  
Matrix: WATER

SDG No: 97984  
Date Analyzed: 11/2/2021  
Instrument: Max

APPL ID.	Client Sample No.	SURROGATE: 4-BROMOFLUOROBENZENE (S)			Limits	Result	Qualifier
		Limits	Result	Qualifier			
211102AM-LCS	Lab Control Spike	85-114	101				
211102AM-LCSD	Lab Control SpikeD	85-114	102				
211102AM-BLK	Blank	85-114	98.3				
BA44378	ERH1858	85-114	96.8				
BA44379	ERH1859	85-114	101				
BA44380	ERH1861	85-114	99.1				

Comments: Batch: #GRO86-211102AM

# **EPA 8260B**

Form 4

## **Blank Summary**

Lab Name: APPL, Inc.

SDG No: 97984

Case No: 97984

Date Analyzed: 11/2/2021

Matrix: WATER

Instrument: Max

Blank ID: 211102AM-BLK

Time Analyzed: 1320

<b>APPL ID.</b>	<b>Client Sample No.</b>	<b>File ID.</b>	<b>Date Analyzed</b>
211102AM-LCS	Lab Control Spike	1102M08	11/2/2021 1223
211102AM-LCSD	Lab Control Spiked	1102M09	11/2/2021 1251
211102AM-BLK	Blank	1102M10	11/2/2021 1320
BA44378	ERH1858	1102M11	11/2/2021 1348
BA44379	ERH1859	1102M12	11/2/2021 1417
BA44380	ERH1861	1102M13	11/2/2021 1445

Comments: Batch: #GRO86-211102AM

Printed: 12/1/2021 8:27:28 AM  
Form 4, Blank Summary

**Method Blank**  
**EPA 8260B GRO WATER**

Blank Name/QCG: **211102W-44375 - 271097**  
Batch ID: #GRO86-211102AM

APPL Inc.  
908 North Temperance Avenue  
Clovis, CA 93611

Sample Type	Analyte	Result	LOQ	LOD	DL	Units	Extraction Date	Analysis Date
BLANK	GASOLINE RANGE ORGANICS	18.0 U	20	18.0	8.6	ug/L	11/2/2021	11/2/2021
BLANK	SURROGATE: 4-BROMOFLUORO	98.3	85-114			%	11/2/2021	11/2/2021

Quant Method:MGAS0825.M  
Run #:1102M10  
Instrument:Max  
Sequence:211029  
Initials:PAN

GC SC-Blank-REG MDLs-DOD  
Printed: 12/1/2021 8:29:36 AM

# EPA 8260B

Form 4

## LCS Summary

Lab Name: APPL, Inc.

SDG No: 97984

Case No: 97984

Date Analyzed: 11/2/2021

Matrix: WATER

Instrument: Max

LCS ID: 211102AM-LCS

Time Analyzed: 1223

<b>APPL ID.</b>	<b>Client Sample No.</b>	<b>File ID.</b>	<b>Date Analyzed</b>
211102AM-LCS	Lab Control Spike	1102M08	11/2/2021 1223
211102AM-LCSD	Lab Control Spiked	1102M09	11/2/2021 1251
211102AM-BLK	Blank	1102M10	11/2/2021 1320
BA44378	ERH1858	1102M11	11/2/2021 1348
BA44379	ERH1859	1102M12	11/2/2021 1417
BA44380	ERH1861	1102M13	11/2/2021 1445

Comments: Batch: #GRO86-211102AM

Printed: 12/1/2021 8:26:51 AM  
Form 4, LCS Summary

# Laboratory Control Spike Recoveries

## EPA 8260B GRO WATER

APPL ID: 211102W-44375 LCS - 271097

Batch ID: #GRO86-211102AM

APPL Inc.

908 North Temperance Avenue

Clovis, CA 93611

Compound Name	Spike Lvl ug/L	SPK Result ug/L	DUP Result ug/L	SPK % Recovery	DUP % Recovery	Recovery Limits	RPD %	RPD Limits
GASOLINE RANGE ORGANICS	300	358	305	119	102	78-122	16.0	20
SURROGATE: 4-BROMOFLUOROBENZE	25.0	25.2	25.6	101	102	85-114		

Comments: \_\_\_\_\_

<u>Primary</u>	<u>SPK</u>	<u>DUP</u>
Quant Method :	MGAS0825.M	MGAS0825.M
Extraction Date :	11/2/2021	11/2/2021
Analysis Date :	11/2/2021	11/2/2021
Instrument :	Max	Max
Run :	1102M08	1102M09
Initials :	PAN	

# **SW846 9060A**

Form 4

## **Blank Summary**

Lab Name: APPL, Inc.  
Case No: 97984  
Matrix: WATER  
Blank ID: 211028A-BLK

SDG No: 97984  
Date Analyzed: 11/4/2021  
Instrument: TICTOC  
Time Analyzed: 1908

<b>APPL ID.</b>	<b>Client Sample No.</b>	<b>File ID.</b>	<b>Date Analyzed</b>
211028A-BLK	Blank	21	11/4/2021 1908
211028A-LCS	Lab Control Spike	22	11/4/2021 1950
211028A-LCSD	Lab Control Spiked	23	11/4/2021 2034
BA44379	ERH1859	30	11/5/2021 0138

Comments: Batch: #TOCW5-211028A

# WETLAB BLANK

APPL Inc.  
908 North Temperance Avenue  
Clovis, CA 93611

Method	Analyte	Result	LOQ	LOD	DL	Units	Prep Date	Analysis Date	QC Group
SW846 90	TOTAL ORGANIC C	0.350 U	0.93	0.350	0.130	mg/L	11/04/21	11/04/21	#TOCW5-211028A-BA42992

# **SW846 9060A**

Form 4

## **LCS Summary**

Lab Name: APPL, Inc.  
Case No: 97984  
Matrix: WATER  
LCS ID: 211028A-LCS

SDG No: 97984  
Date Analyzed: 11/4/2021  
Instrument: TICTOC  
Time Analyzed: 1950

<b>APPL ID.</b>	<b>Client Sample No.</b>	<b>File ID.</b>	<b>Date Analyzed</b>
211028A-BLK	Blank	21	11/4/2021 1908
211028A-LCS	Lab Control Spike	22	11/4/2021 1950
211028A-LCSD	Lab Control Spiked	23	11/4/2021 2034
BA44379	ERH1859	30	11/5/2021 0138

Comments: Batch: #TOCW5-211028A



# Laboratory Control Spike Recoveries

## WETLAB

APPL Inc.  
908 North Temperance Avenue  
Clovis, CA 93611

Method	Compound Name	Spike Lvl mg/L	SPK Res mg/L	DUP Res mg/L	SPK % Recov	DUP % Recov	RPD	RPD Max	QC Limits	Extract Date-Spk	Analysis Date-Spk	Extract Date-Dup	Analysis Date-Dup	QC Group
SW846 90	TOTAL ORGANIC CARBO	5.00	5.38	5.35	108	107	0.56	20	80-120	11/04/21	11/04/21	11/04/21	11/04/21	#TOCW5-211028A-BA429

Comments: \_\_\_\_\_  
\_\_\_\_\_  
\_\_\_\_\_

**ORGANICS**  
**Calibration Data**

TPH Extractables  
DOC1028

Form 6  
Initial Calibration

Lab Name: APPL, Inc.

SDG No: \_\_\_\_\_

Case No: \_\_\_\_\_

Initial Cal. Date: 10/28/2021

Matrix: Water

Instrument: Apollo

Initials: KA

1028003.D    1028004.D    1028005.D    1028006.D    1028007.D    1028008.D    1028009.D

		Compound	1	2	3	4	5	6	7				Avg	%RSD	Type	r <sup>2</sup>	Q
1	HATM	Diesel (C10-C24)	2983809	2406563	2517872	2418941	2337993	2387715	2563791				2516669	8.7	HATM		
2	HBTML	Motor Oil (C24-C40)	5192328	3260715	2065863	1824592	1695984	1676117	1728658				2492037	53	HBTML	1.000	
3	SA	Ortho-Terphenyl(S)	3637234	3178668	3119876	3035678	2926966	2905323	3088794				3127505	7.9	SA		
4	SA	Octacosane(S)	2469203	2170507	2286410	2275552	2170413	2171254	2286658				2261428	4.8	SA		
5																	
6																	
7																	
8																	
9																	
10																	
11																	
12																	
13																	
14																	
15																	
16																	
17																	
18																	
19																	
20																	
21																	
22																	
23																	
24																	
25																	
26																	
27																	
28																	
29																	
30																	
31																	
32																	
33																	
34																	
35																	

2.118919

Data File : G:\APOLLO\DATA\211028\1028003.D Vial: 3  
 Acq On : 10-28-21 9:19:03 Operator: KA  
 Sample : DMO STD 1 10/28/21 Inst : Apollo  
 Misc : water Multiplr: 1.00  
 IntFile : events.e  
 Quant Time: Oct 28 15:39 2021 Quant Results File: DOC1028.RES

Method : G:\APOLLO\DATA\211028\DOC1028.M (Chemstation Integrator)  
 Title : 8015 B&C  
 Last Update : Thu Oct 28 15:39:11 2021  
 Response via : Multiple Level Calibration

Volume Inj. : 2UL  
 Signal Phase : DB-5  
 Signal Info : FID02A



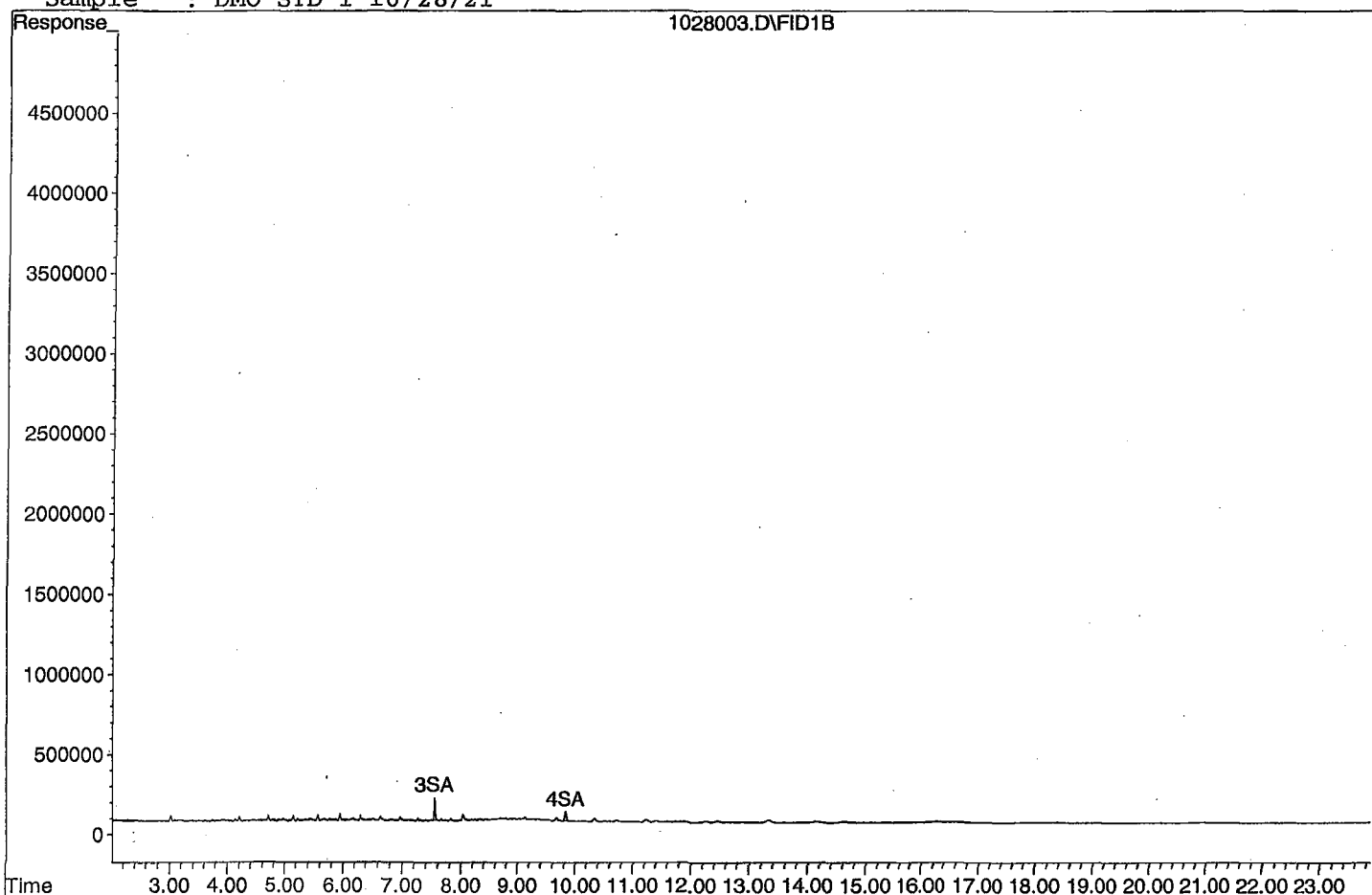
Compound	R.T.	Response	Conc Units
System Monitoring Compounds			
3) SA Ortho-Terphenyl(S)	7.53	1818617	0.291 ppb
Surrogate Spike 30.000		Recovery =	0.97%
4) SA Octacosane(S)	9.82	1234601	0.273 ppb
Surrogate Spike 30.000		Recovery =	0.91%
Target Compounds			
1) HATM Diesel (C10-C24)	6.49	29838086	5.928 ppb
2) HBTM Motor Oil (C24-C40)	14.96	51923283	5.234 ppb

Target Compounds

Quantitation Report

Data File: G:\APOLLO\DATA\211028\1028003.D

Sample : DMO STD 1 10/28/21



Data File : G:\APOLLO\DATA\211028\1028004.D Vial: 4  
 Acq On : 10-28-21 9:47:06 Operator: KA  
 Sample : DMO STD 2 10/28/21 Inst : Apollo  
 Misc : water Multiplr: 1.00  
 IntFile : events.e  
 Quant Time: Oct 28 15:39 2021 Quant Results File: DOC1028.RES

Method : G:\APOLLO\DATA\211028\DOC1028.M (Chemstation Integrator)  
 Title : 8015 B&C  
 Last Update : Thu Oct 28 15:39:11 2021  
 Response via : Multiple Level Calibration

Volume Inj. : 2UL  
 Signal Phase : DB-5  
 Signal Info : FID02A

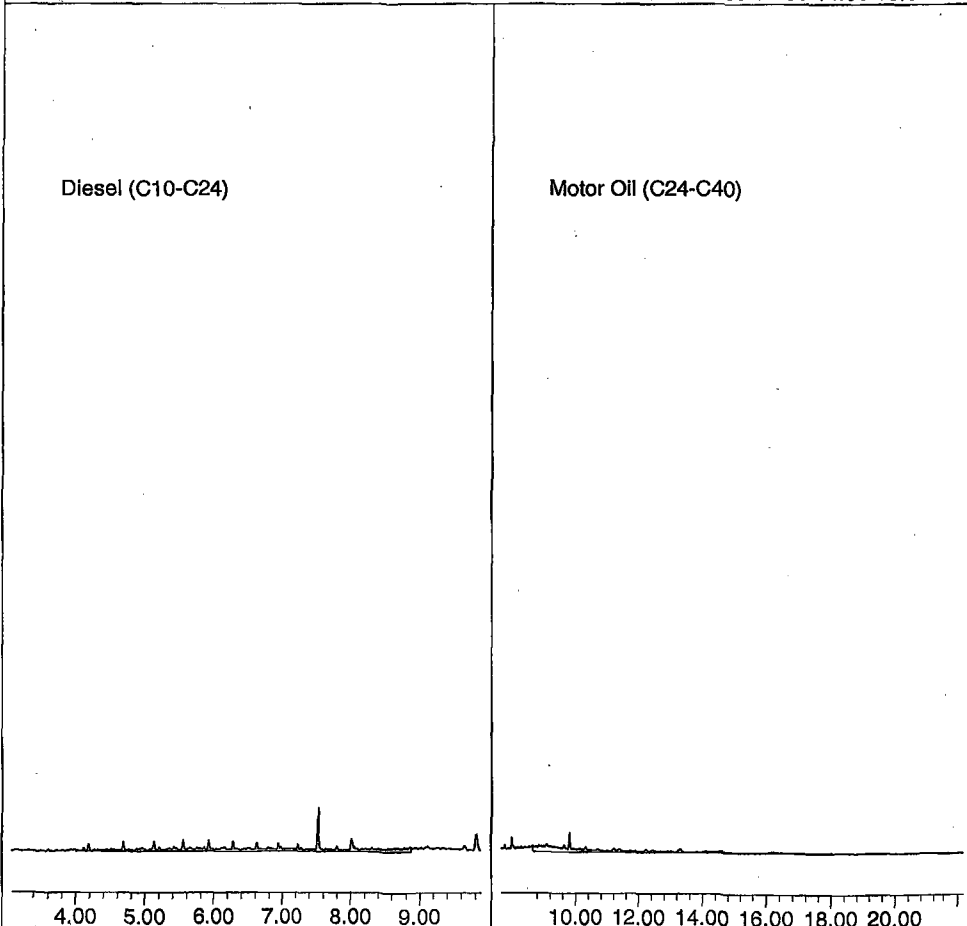
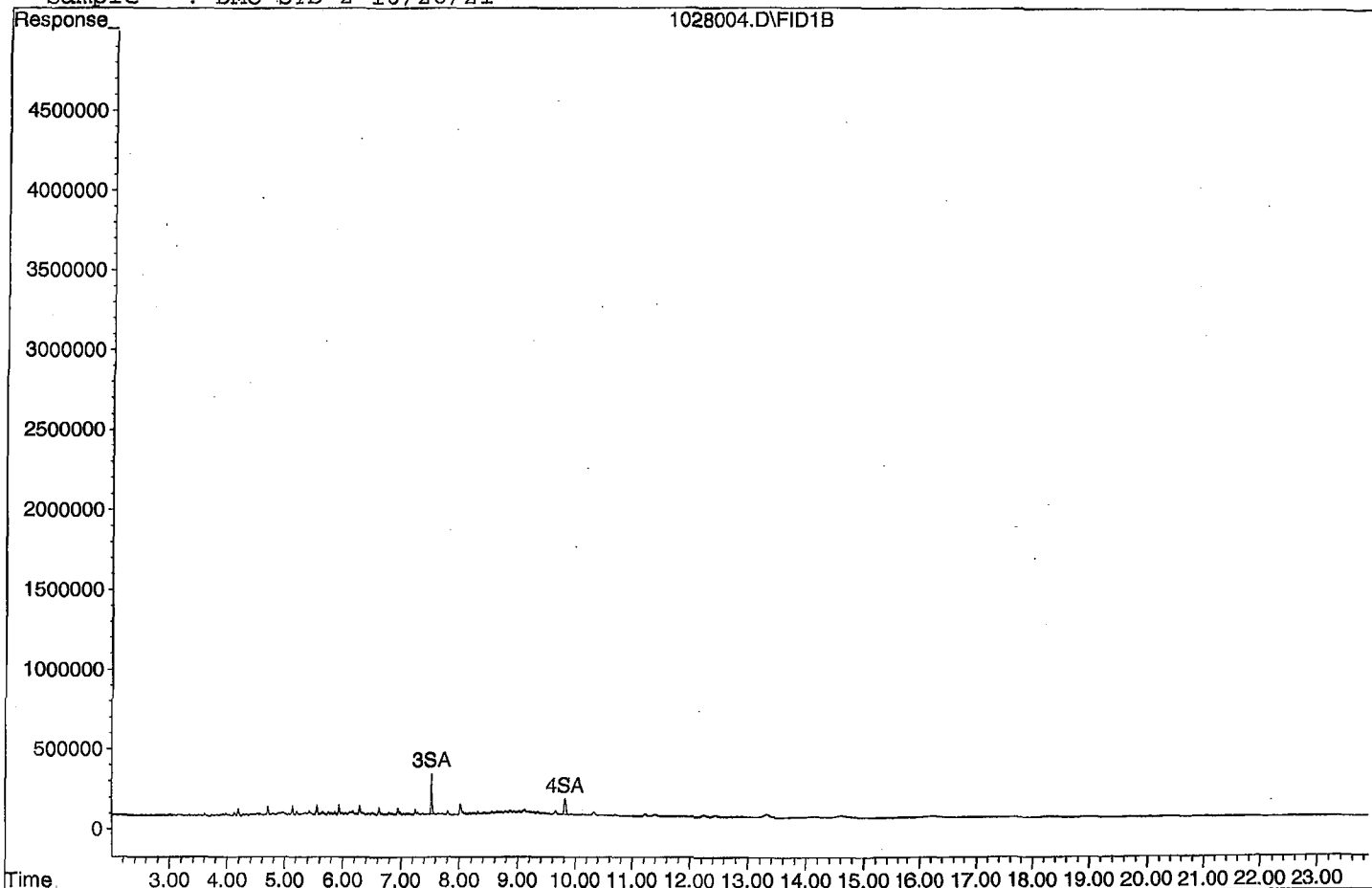
Compound	R.T.	Response	Conc Units
-----			
System Monitoring Compounds			
3) SA Ortho-Terphenyl(S)	7.53	3178668	0.508 ppb
Surrogate Spike 30.000		Recovery =	1.69%
4) SA Octacosane(S)	9.82	2170507	0.480 ppb
Surrogate Spike 30.000		Recovery =	1.60%
Target Compounds			
1) HATM Diesel (C10-C24)	6.49	48131263	9.562 ppb
2) HBTM Motor Oil (C24-C40)	14.96	65214303	9.152 ppb

Target Compounds

Quantitation Report

Data File: G:\APOLLO\DATA\211028\1028004.D

Sample : DMO STD 2 10/28/21



Data File : G:\APOLLO\DATA\211028\1028005.D Vial: 5  
 Acq On : 10-28-21 10:15:13 Operator: KA  
 Sample : DMO STD 3 10/28/21 Inst : Apollo  
 Misc : water Multiplr: 1.00  
 IntFile : events.e  
 Quant Time: Oct 28 15:39 2021 Quant Results File: DOC1028.RES

Method : G:\APOLLO\DATA\211028\DOC1028.M (Chemstation Integrator)  
 Title : 8015 B&C  
 Last Update : Thu Oct 28 15:39:11 2021  
 Response via : Multiple Level Calibration

Volume Inj. : 2UL  
 Signal Phase : DB-5  
 Signal Info : FID02A

Compound	R.T.	Response	Conc Units
System Monitoring Compounds			
3) SA Ortho-Terphenyl(S)	7.53	15599382	2.494 ppb
Surrogate Spike 30.000		Recovery =	8.31%
4) SA Octacosane(S)	9.82	11432050	2.528 ppb
Surrogate Spike 30.000		Recovery =	8.43%
Target Compounds			
1) HATM Diesel (C10-C24)	6.49	251787231	50.024 ppb
2) HBTM Motor Oil (C24-C40)	14.96	206586322	50.832 ppb

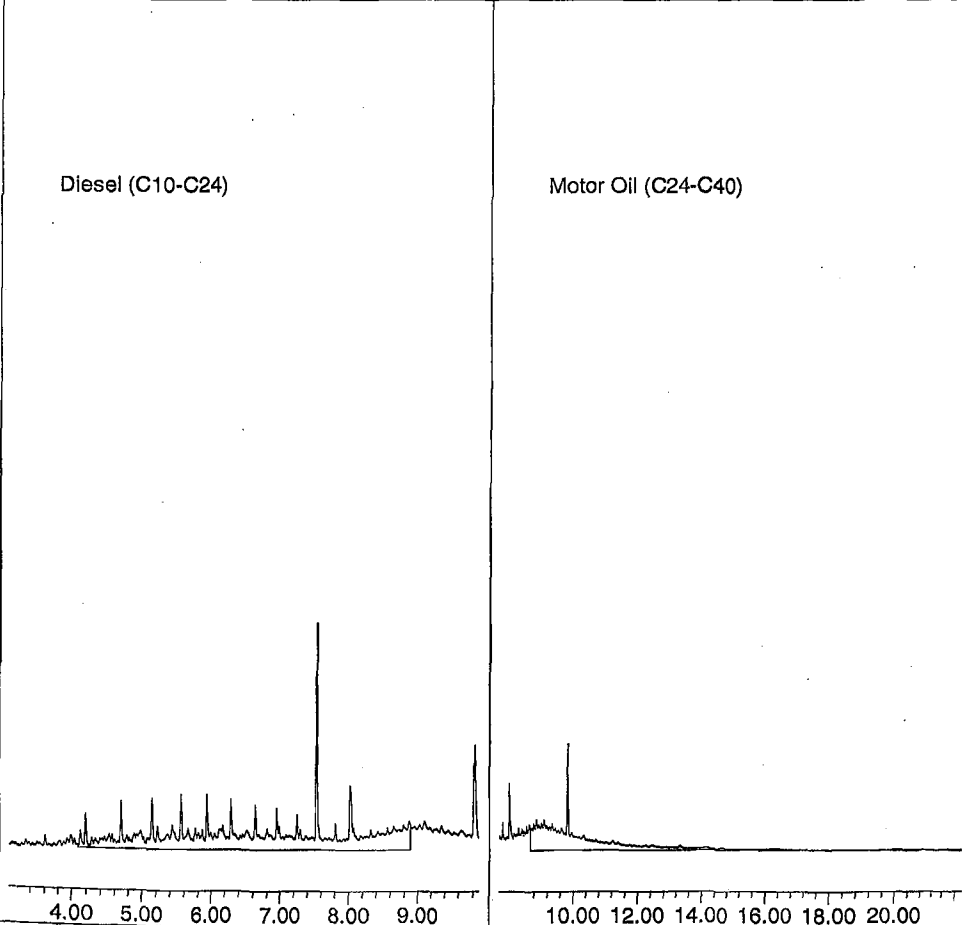
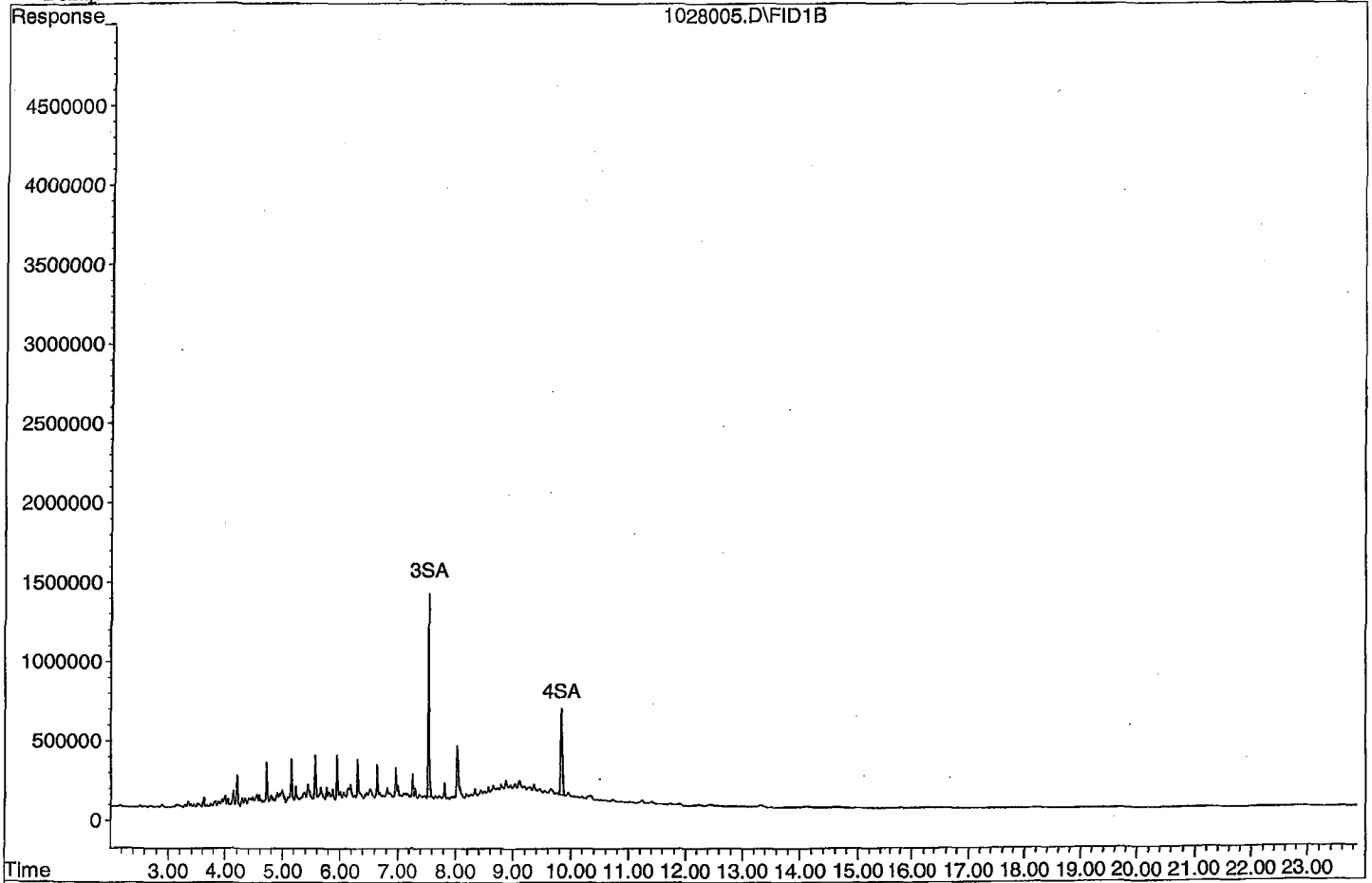
Target Compounds



Quantitation Report

Data File: G:\APOLLO\DATA\211028\1028005.D

Sample : DMO STD 3 10/28/21



Quantitation Report (Not Reviewed)

Data File : G:\APOLLO\DATA\211028\1028006.D Vial: 6  
 Acq On : 10-28-21 10:43:31 Operator: KA  
 Sample : DMO STD 4 10/28/21 Inst : Apollo  
 Misc : water Multiplr: 1.00  
 IntFile : events.e  
 Quant Time: Oct 28 15:39 2021 Quant Results File: DOC1028.RES

Method : G:\APOLLO\DATA\211028\DOC1028.M (Chemstation Integrator)  
 Title : 8015 B&C  
 Last Update : Thu Oct 28 15:39:11 2021  
 Response via : Multiple Level Calibration

Volume Inj. : 2UL  
 Signal Phase : DB-5  
 Signal Info : FID02A

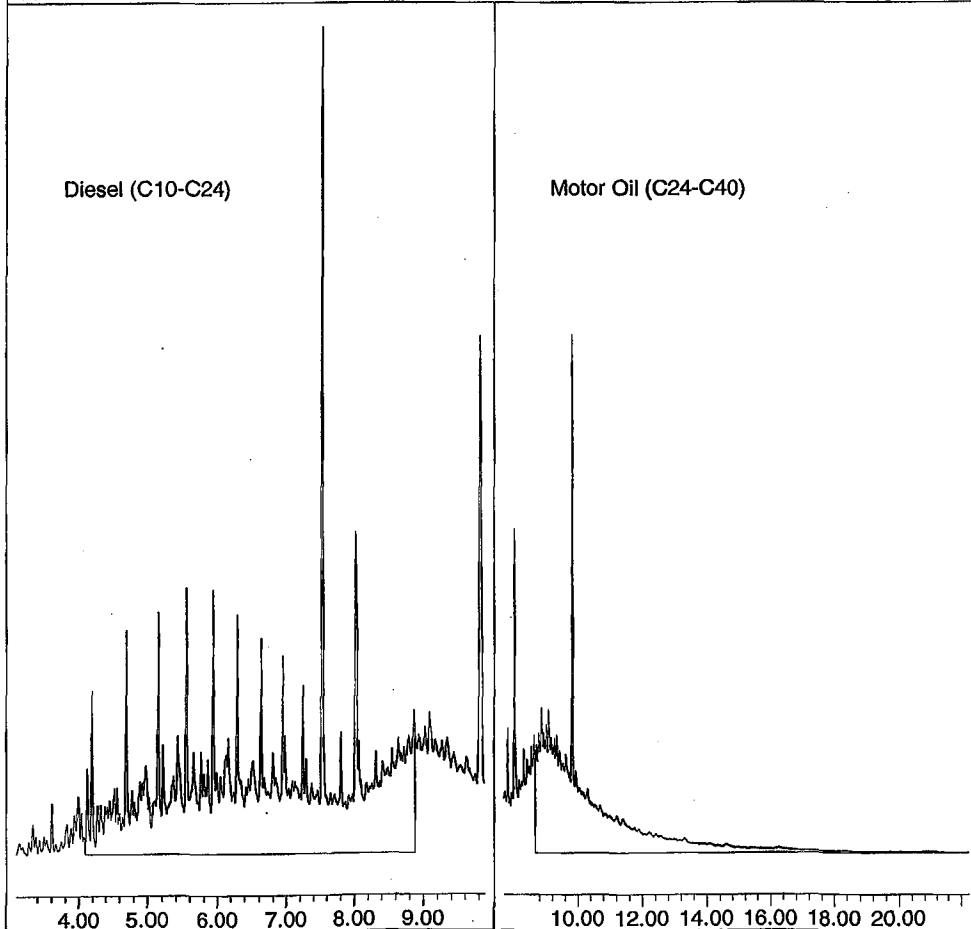
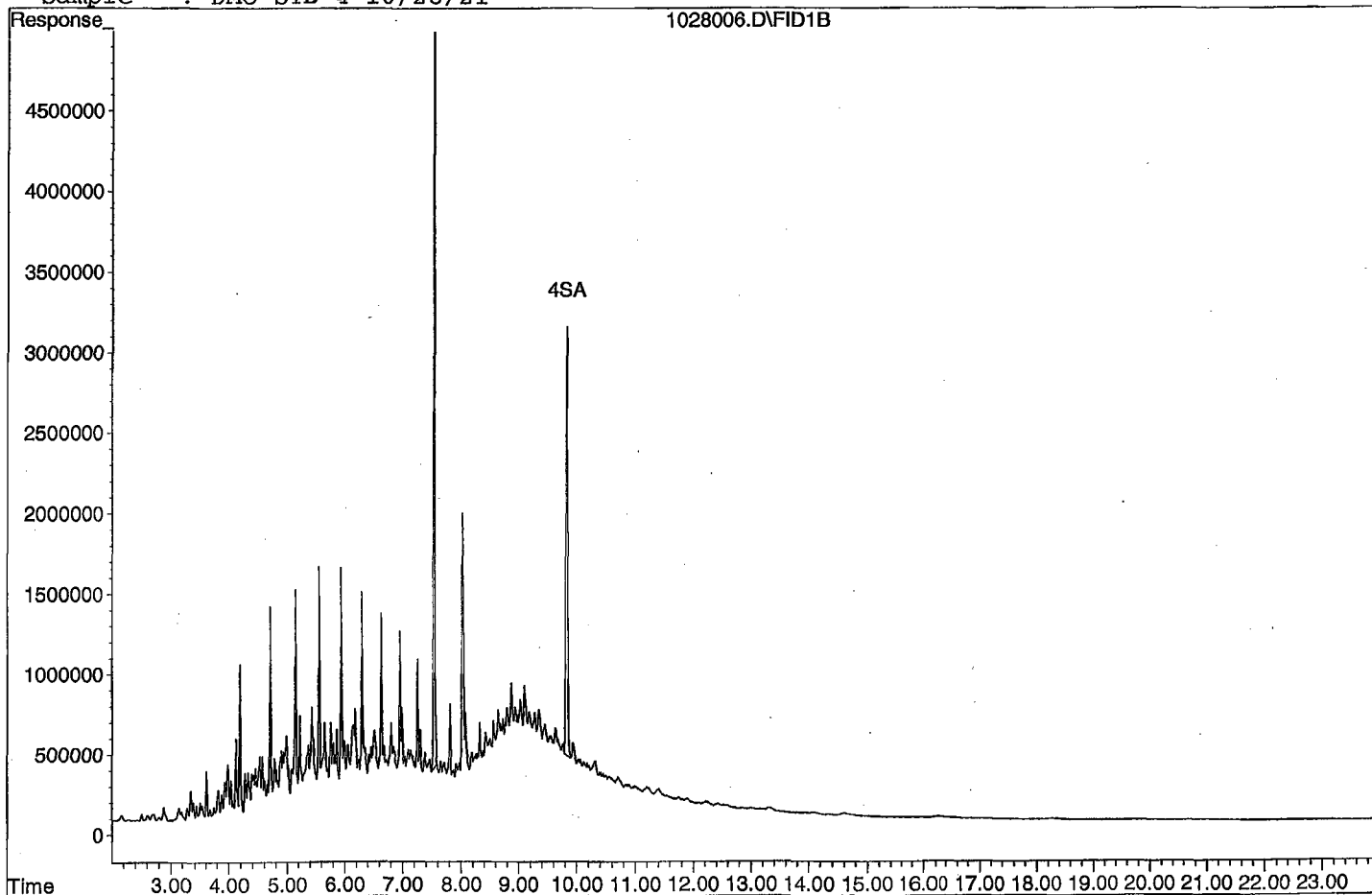
Compound	R.T.	Response	Conc Units
System Monitoring Compounds			
3) SA Ortho-Terphenyl(S)	7.53	75891940	12.133 ppb
Surrogate Spike 30.000		Recovery =	40.44%
4) SA Octacosane(S)	9.82	56888797	12.578 ppb
Surrogate Spike 30.000		Recovery =	41.93%
Target Compounds			
1) HATM Diesel (C10-C24)	6.49	1209470396	240.292 ppb
2) HBTM Motor Oil (C24-C40)	14.96	912296132	258.892 ppb

Target Compounds

Quantitation Report

Data File: G:\APOLLO\DATA\211028\1028006.D

Sample : DMO STD 4 10/28/21



Quantitation Report (Not Reviewed)

Data File : G:\APOLLO\DATA\211028\1028007.D Vial: 7  
 Acq On : 10-28-21 11:11:42 Operator: KA  
 Sample : DMO STD 5 10/28/21 Inst : Apollo  
 Misc : water Multiplr: 1.00  
 IntFile : events.e  
 Quant Time: Oct 28 15:39 2021 Quant Results File: DOC1028.RES

Method : G:\APOLLO\DATA\211028\DOC1028.M (Chemstation Integrator)  
 Title : 8015 B&C  
 Last Update : Thu Oct 28 15:39:11 2021  
 Response via : Multiple Level Calibration

Volume Inj. : 2UL  
 Signal Phase : DB-5  
 Signal Info : FID02A

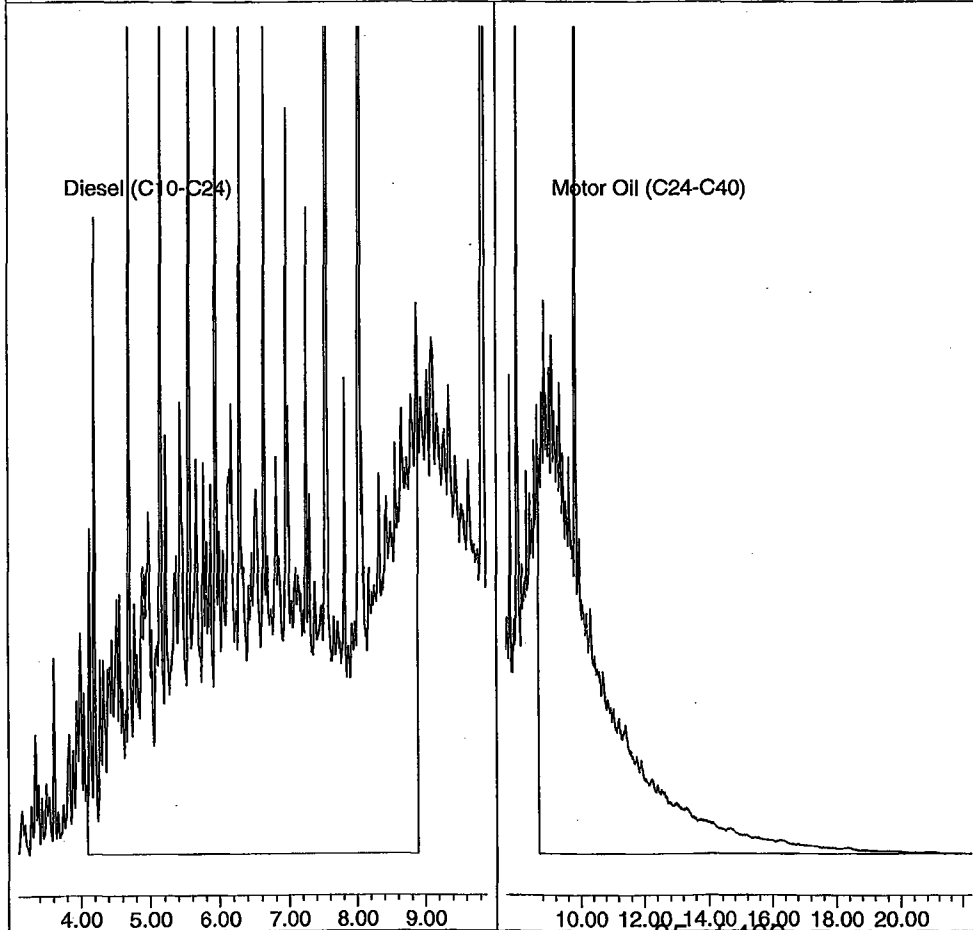
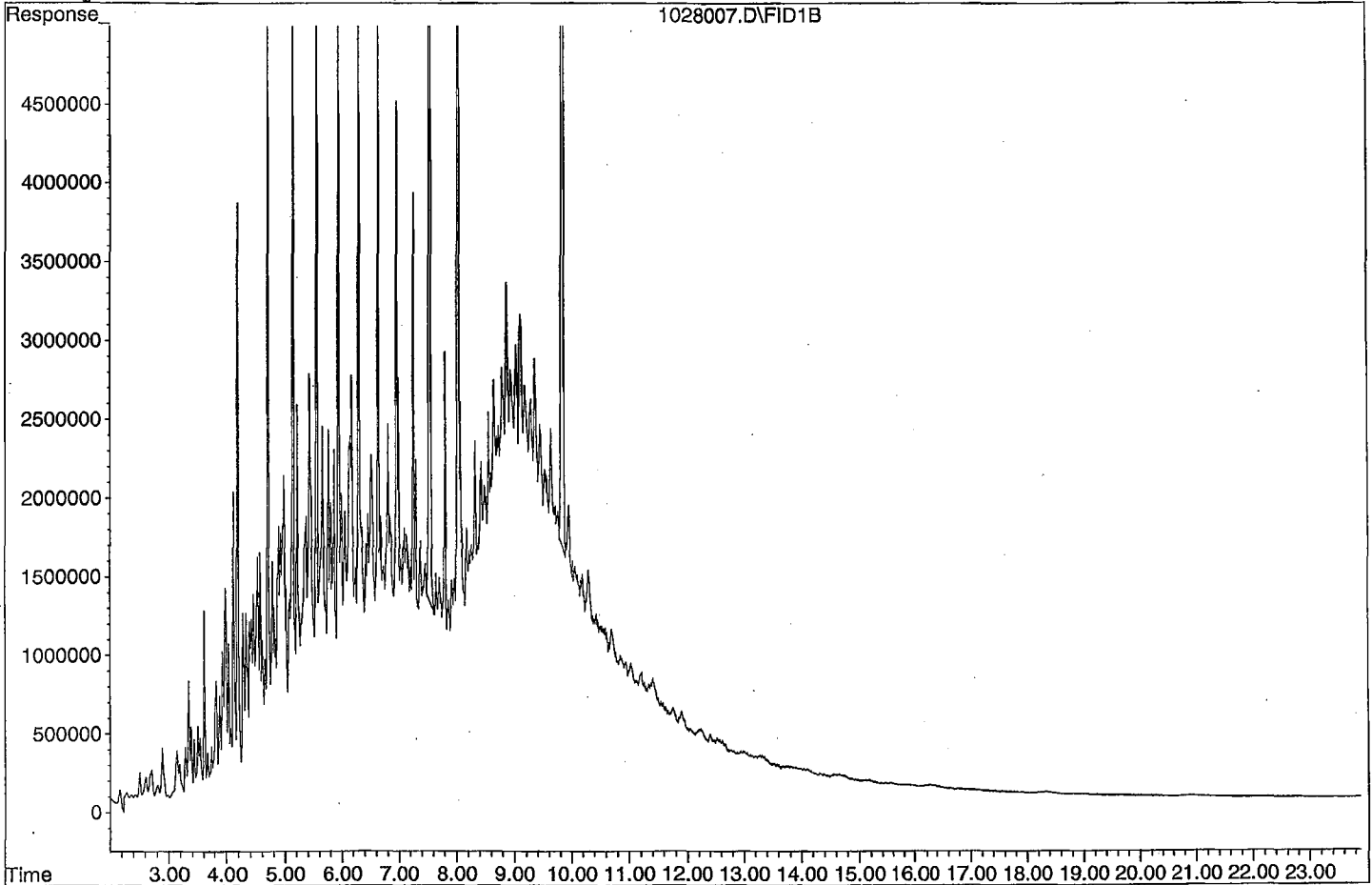
Compound	R.T.	Response	Conc Units
<b>System Monitoring Compounds</b>			
3) SA Ortho-Terphenyl(S)	7.54	292696553	46.794 ppb
Surrogate Spike 30.000		Recovery =	155.98%
4) SA Octacosane(S)	9.83	217041298	47.988 ppb
Surrogate Spike 30.000		Recovery =	159.96%
<b>Target Compounds</b>			
1) HATM Diesel (C10-C24)	6.49	4675985227	929.003 ppb
2) HBTM Motor Oil (C24-C40)	14.96	3391967397	989.959 ppb

Target Compounds

Quantitation Report

Data File: G:\APOLLO\DATA\211028\1028007.D

Sample : DMO STD 5 10/28/21



85 of 439

Quantitation Report (Not Reviewed)

Data File : G:\APOLLO\DATA\211028\1028008.D Vial: 8  
 Acq On : 10-28-21 11:39:55 Operator: KA  
 Sample : DMO STD 6 10/28/21 Inst : Apollo  
 Misc : water Multiplr: 1.00  
 IntFile : events.e  
 Quant Time: Oct 28 15:39 2021 Quant Results File: DOC1028.RES

Method : G:\APOLLO\DATA\211028\DOC1028.M (Chemstation Integrator)  
 Title : 8015 B&C  
 Last Update : Thu Oct 28 15:39:11 2021  
 Response via : Multiple Level Calibration

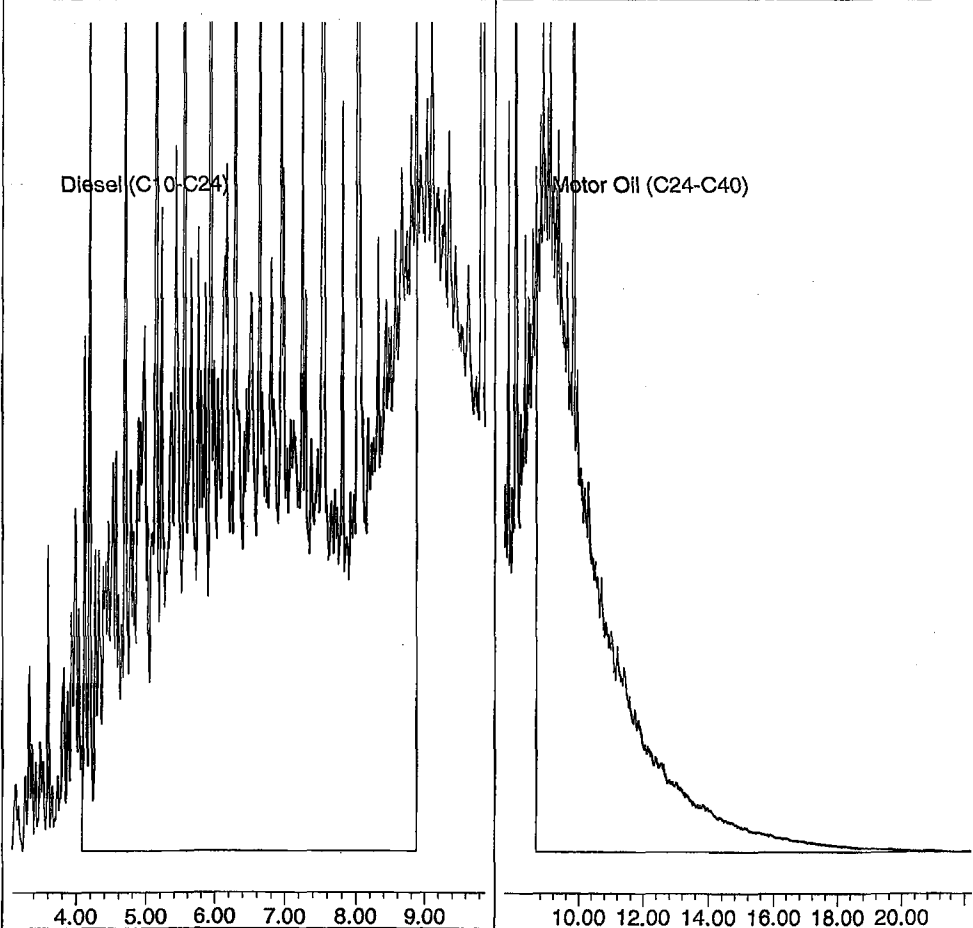
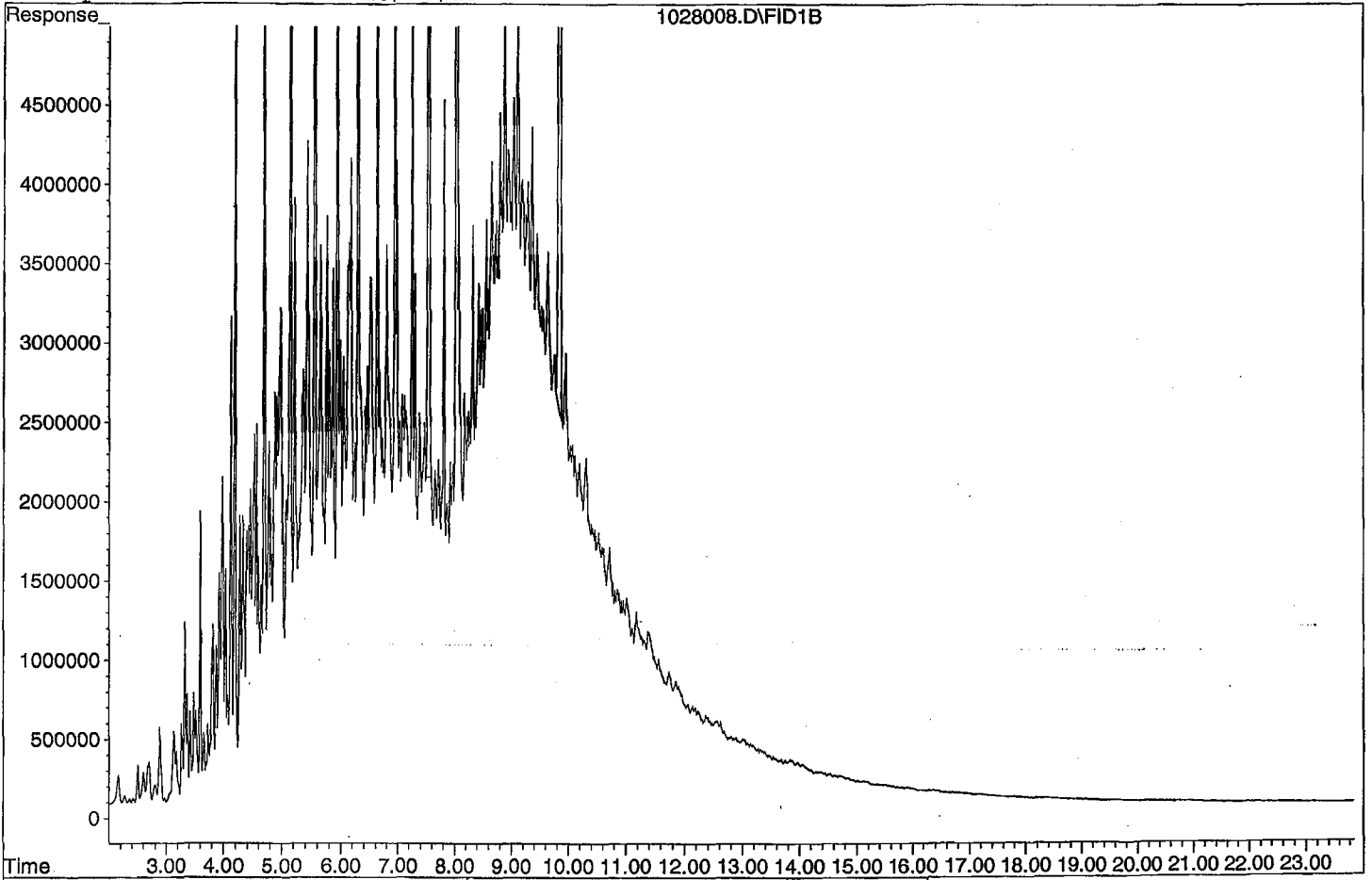
Volume Inj. : 2UL  
 Signal Phase : DB-5  
 Signal Info : FID02A

Compound	R.T.	Response	Conc Units
System Monitoring Compounds			
3) SA Ortho-Terphenyl(S)	7.54	435798382	69.672 ppb
Surrogate Spike 30.000		Recovery =	232.24%
4) SA Octacosane(S)	9.84	325688048	72.009 ppb
Surrogate Spike 30.000		Recovery =	240.03%
Target Compounds			
1) HATM Diesel (C10-C24)	6.49	7163144090	1423.140 ppb
2) HBTM Motor Oil (C24-C40)	14.96	5028351305	1472.405 ppb
Target Compounds			

Quantitation Report

Data File: G:\APOLLO\DATA\211028\1028008.D

Sample : DMO STD 6 10/28/21



Quantitation Report (Not Reviewed)

Data File : G:\APOLLO\DATA\211028\1028009.D Vial: 9  
 Acq On : 10-28-21 12:08:10 Operator: KA  
 Sample : DMO STD 7 10/28/21 Inst : Apollo  
 Misc : water Multiplr: 1.00  
 IntFile : events.e  
 Quant Time: Oct 28 15:39 2021 Quant Results File: DOC1028.RES

Method : G:\APOLLO\DATA\211028\DOC1028.M (Chemstation Integrator)  
 Title : 8015 B&C  
 Last Update : Thu Oct 28 15:39:11 2021  
 Response via : Multiple Level Calibration

Volume Inj. : 2UL  
 Signal Phase : DB-5  
 Signal Info : FID02A

Compound	R.T.	Response	Conc Units
System Monitoring Compounds			
3) SA Ortho-Terphenyl(S)	7.54	617758709	98.762 ppb
Surrogate Spike 30.000		Recovery =	329.21%
4) SA Octacosane(S)	9.85	457331573	101.116 ppb
Surrogate Spike 30.000		Recovery =	337.05%
Target Compounds			
1) HATM Diesel (C10-C24)	6.49	10255165539	2037.448 ppb
2) HBTM Motor Oil (C24-C40)	14.96	6914631831	2028.526 ppb

Target Compounds


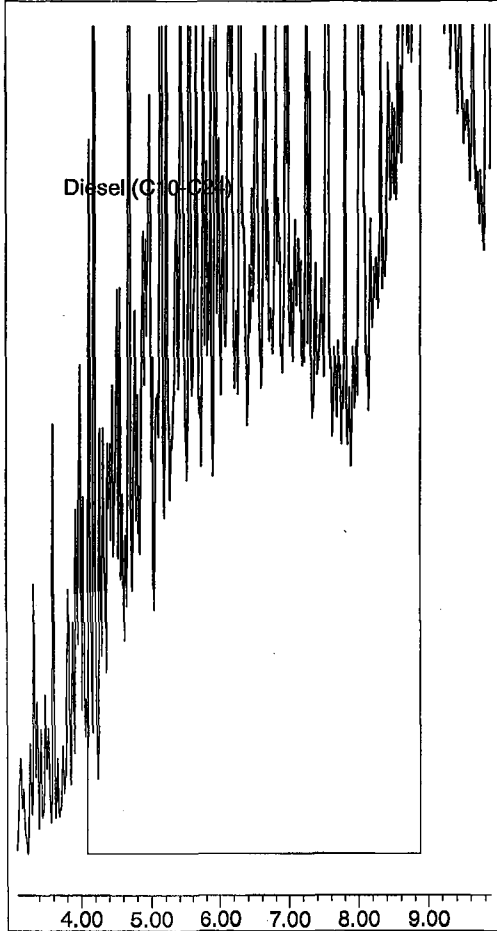
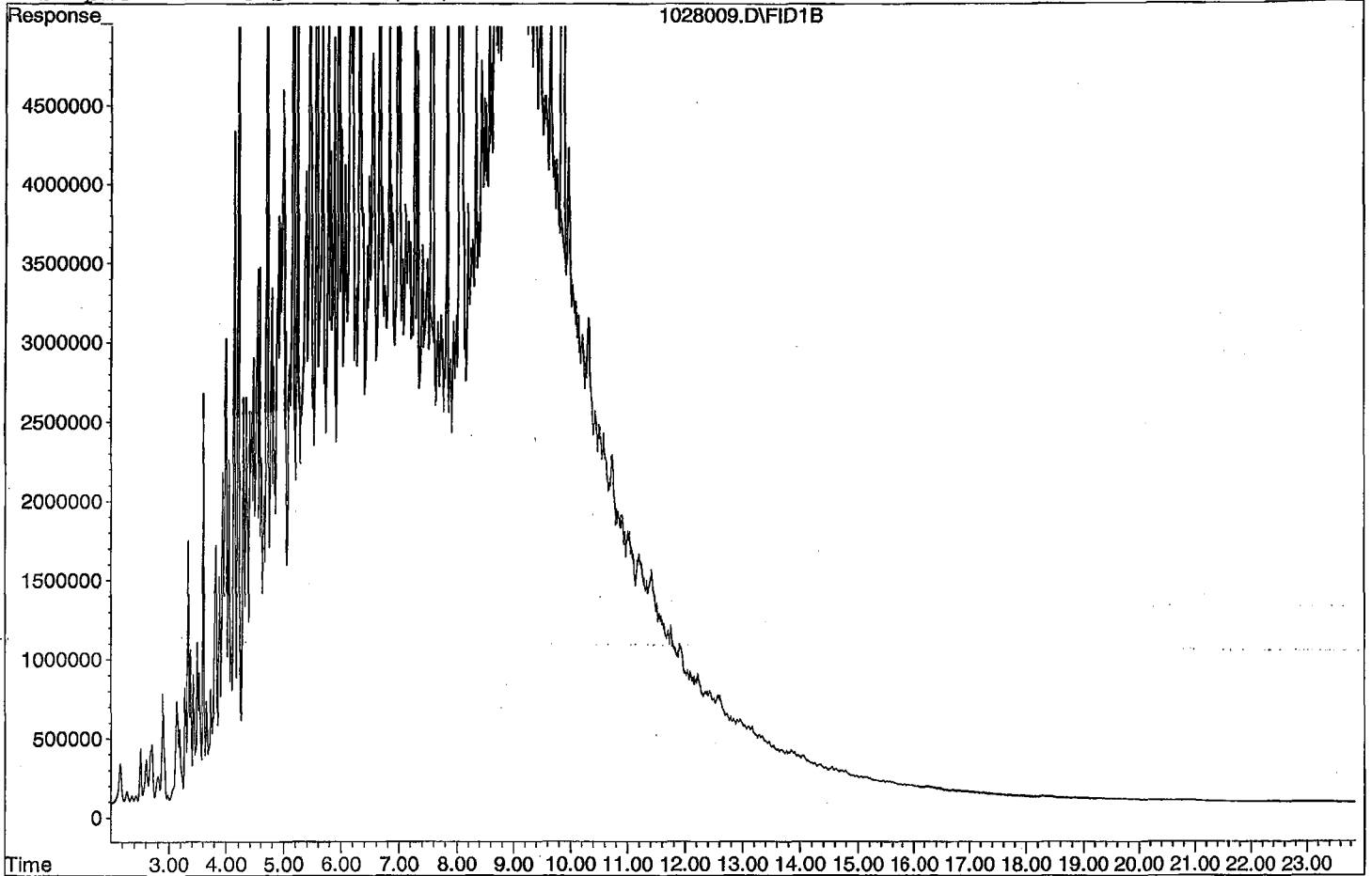


Quantitation Report

Data File: G:\APOLLO\DATA\211028\1028009.D

Sample : DMO STD 7 10/28/21

1028009.D\FID1B



89 of 439

TPH Extractables  
DOC1028

Form 7

Second Source Calibration

Lab Name: APPL, Inc.  
Case No: \_\_\_\_\_  
Matrix: Water

SDG No: \_\_\_\_\_  
Date Analyzed: 10/28/2021  
Instrument: Apollo  
Initial Cal. Date: 10/28/2021  
Data File: 1028010.D

		Compound	MEAN	CCRF	%D	%Drift
1	HATM	Diesel (C10-C24)	2516670	2266400	9.9	HATM
2	HBTM	Motor Oil (C24-C40)	2492040	1663520	33	HBTML 5.9
3						
4						
5						
6						
7						
8						
9						
10						
11						
12						
13						
14						
15						
16						
17						
18						
19						
20						
21						
22						
23						
24						
25						
26						
27						
28						
29						
30						
31						
32						
33						
34						
35						
36						
37						
38						
39						
40						

Average

21.5

Quantitation Report (Not Reviewed)

Data File : G:\APOLLO\DATA\211028\1028010.D Vial: 10  
 Acq On : 10-28-21 12:36:26 Operator: KA  
 Sample : DMO Second Source 10/28/21 Inst : Apollo  
 Misc : water Multiplr: 1.00  
 IntFile : events.e  
 Quant Time: Oct 28 15:39 2021 Quant Results File: DOC1028.RES

Method : G:\APOLLO\DATA\211028\DOC1028.M (Chemstation Integrator)  
 Title : 8015 B&C  
 Last Update : Thu Oct 28 15:39:11 2021  
 Response via : Multiple Level Calibration

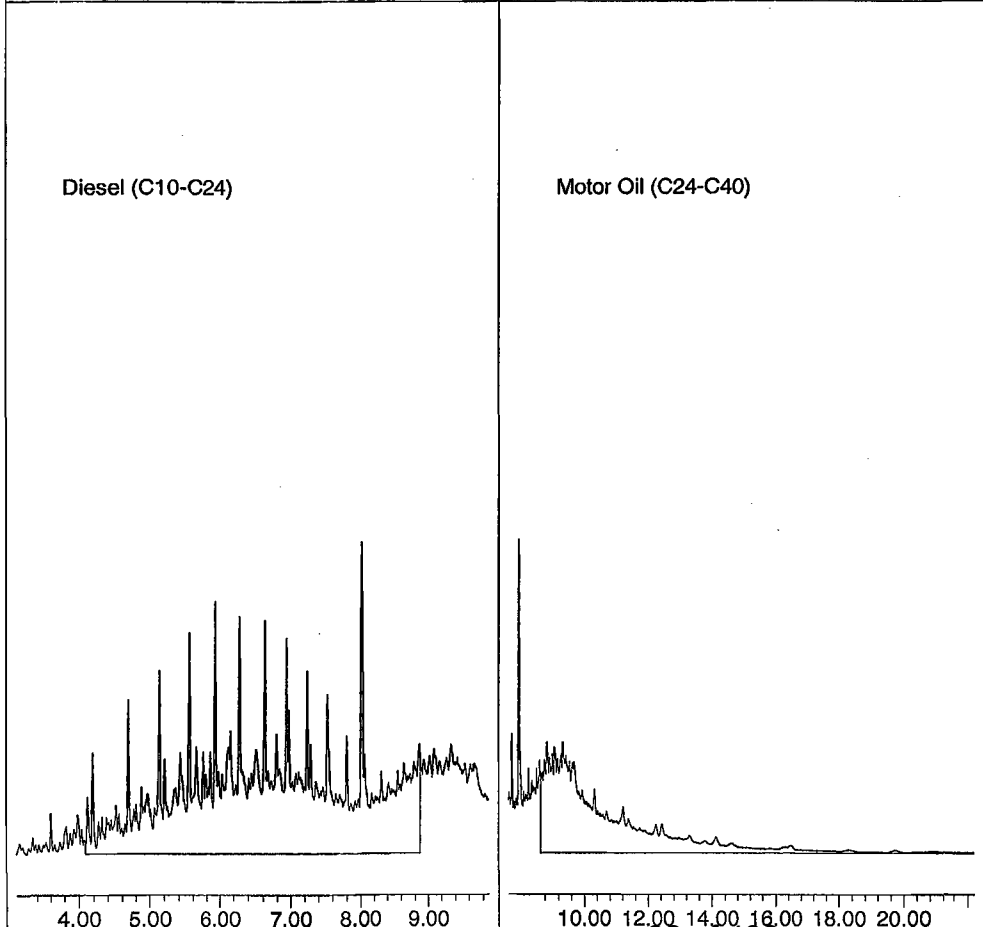
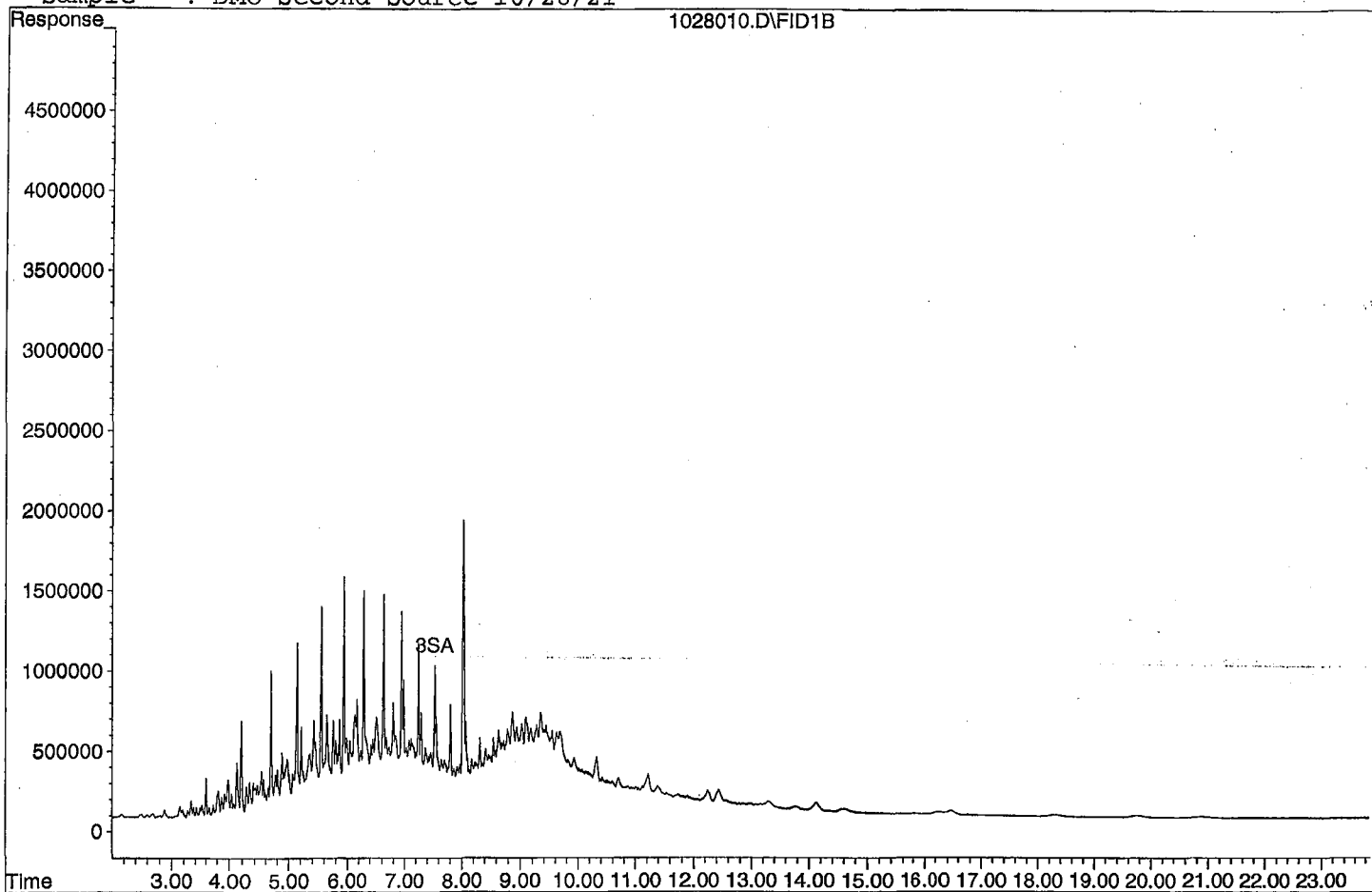
Volume Inj. : 2UL  
 Signal Phase : DB-5  
 Signal Info : FID02A

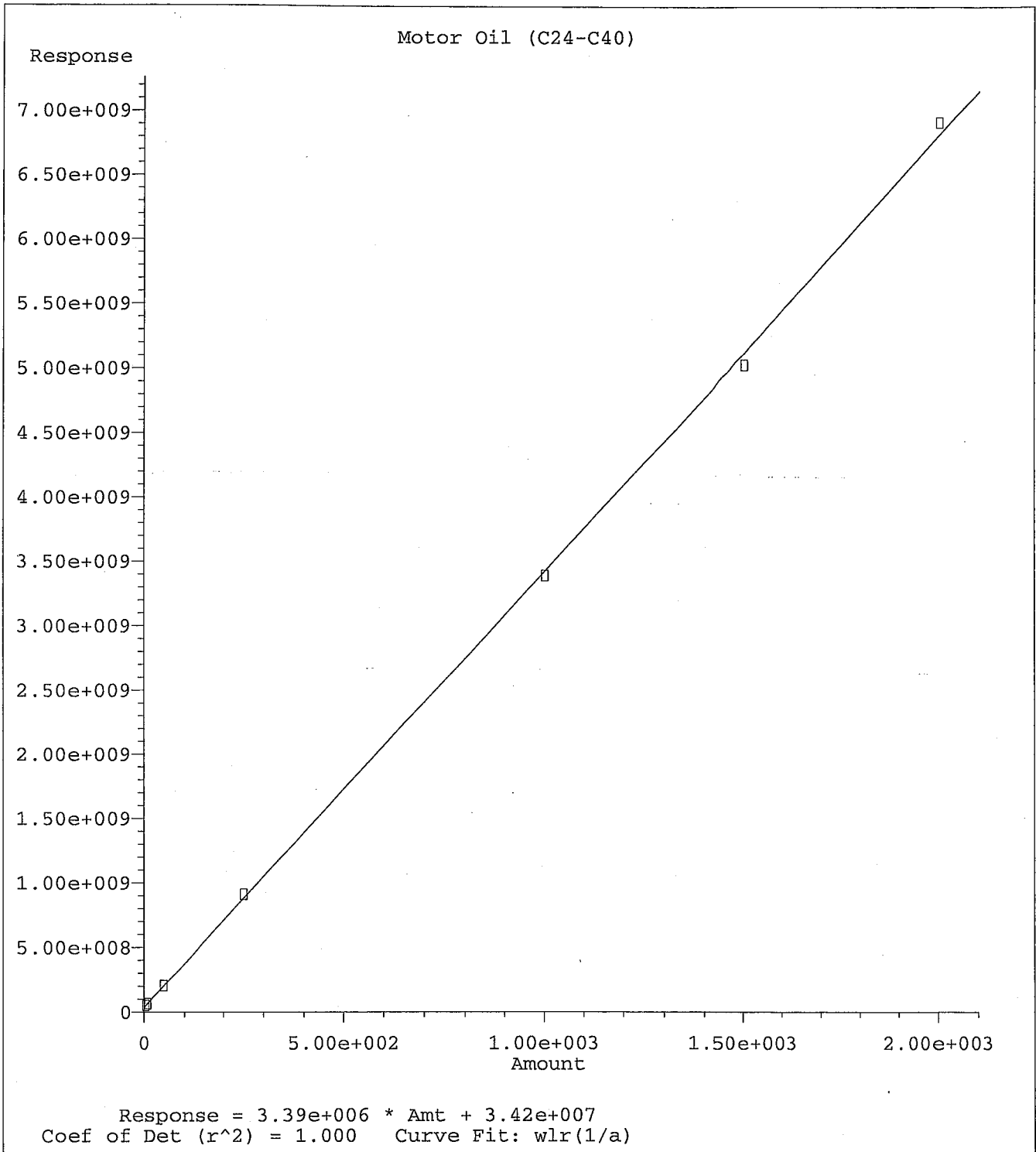
Compound	R.T.	Response	Conc Units
System Monitoring Compounds			
3) SA Ortho-Terphenyl(S)	7.53	4250105	0.679 ppb
Surrogate Spike 30.000		Recovery =	2.26%
4) SA Octacosane(S)	9.83	-3553	N.D. ppb
Surrogate Spike 30.000		Recovery =	0.00%
Target Compounds			
1) HATM Diesel (C10-C24)	6.49	1133202337	225.139 ppb
2) HBTM Motor Oil (C24-C40)	14.96	831758038	235.148 ppb
Target Compounds			

Quantitation Report

Data File: G:\APOLLO\DATA\211028\1028010.D

Sample : DMO Second Source 10/28/21





Method Name: G:\APOLLO\DATA\211028\DOC1028.M  
 Calibration Table Last Updated: Thu Oct 28 15:37:06 2021

TPH Extractables  
DOC1028

Form 7

Continuing Calibration

Lab Name: APPL, Inc.  
Case No: \_\_\_\_\_  
Matrix: Water

SDG No: \_\_\_\_\_  
Date Analyzed: 11/3/2021  
Instrument: Apollo  
Initial Cal. Date: 10/28/2021  
Data File: 1101110.D

	Compound	MEAN	CCRF	%D	%Drift
1	HATM Diesel (C10-C24)	2516670	2314530	8.0	HATM
2	HBTM Motor Oil (C24-C40)	2492040	1726060	31	HBTML 2.3
3	SA Ortho-Terphenyl(S)	3127510	2947340	5.8	SA
4	SA Octacosane(S)	2261430	2160030	4.5	SA
5					
6					
7					
8					
9					
10					
11					
12					
13					
14					
15					
16					
17					
18					
19					
20					
21					
22					
23					
24					
25					
26					
27					
28					
29					
30					
31					
32					
33					
34					
35					
36					
37					
38					
39					
40	Average			12.3	

Quantitation Report (Not Reviewed)

Data File : G:\APOLLO\DATA\211101\1101110.D Vial: 10  
 Acq On : 11-3-21 20:21:54 Operator: KA  
 Sample : DMO LVL 4 CCV 10/27/21 Inst : Apollo  
 Misc : Water Multiplr: 1.00  
 IntFile : events.e  
 Quant Time: Nov 4 7:18 2021 Quant Results File: DOC1028.RES

Method : G:\APOLLO\DATA\211028\DOC1028.M (Chemstation Integrator)  
 Title : 8015 B&C  
 Last Update : Fri Nov 12 17:24:42 2021  
 Response via : Multiple Level Calibration

Volume Inj. : 2UL  
 Signal Phase : DB-5  
 Signal Info : FID02A

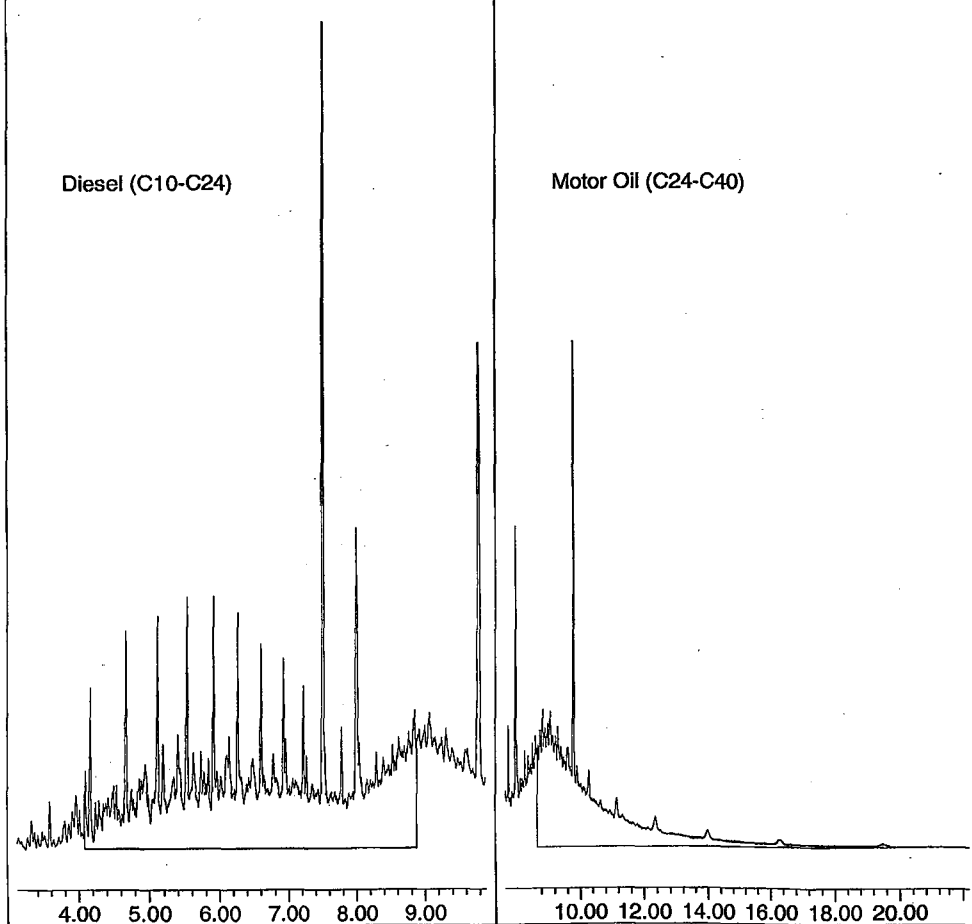
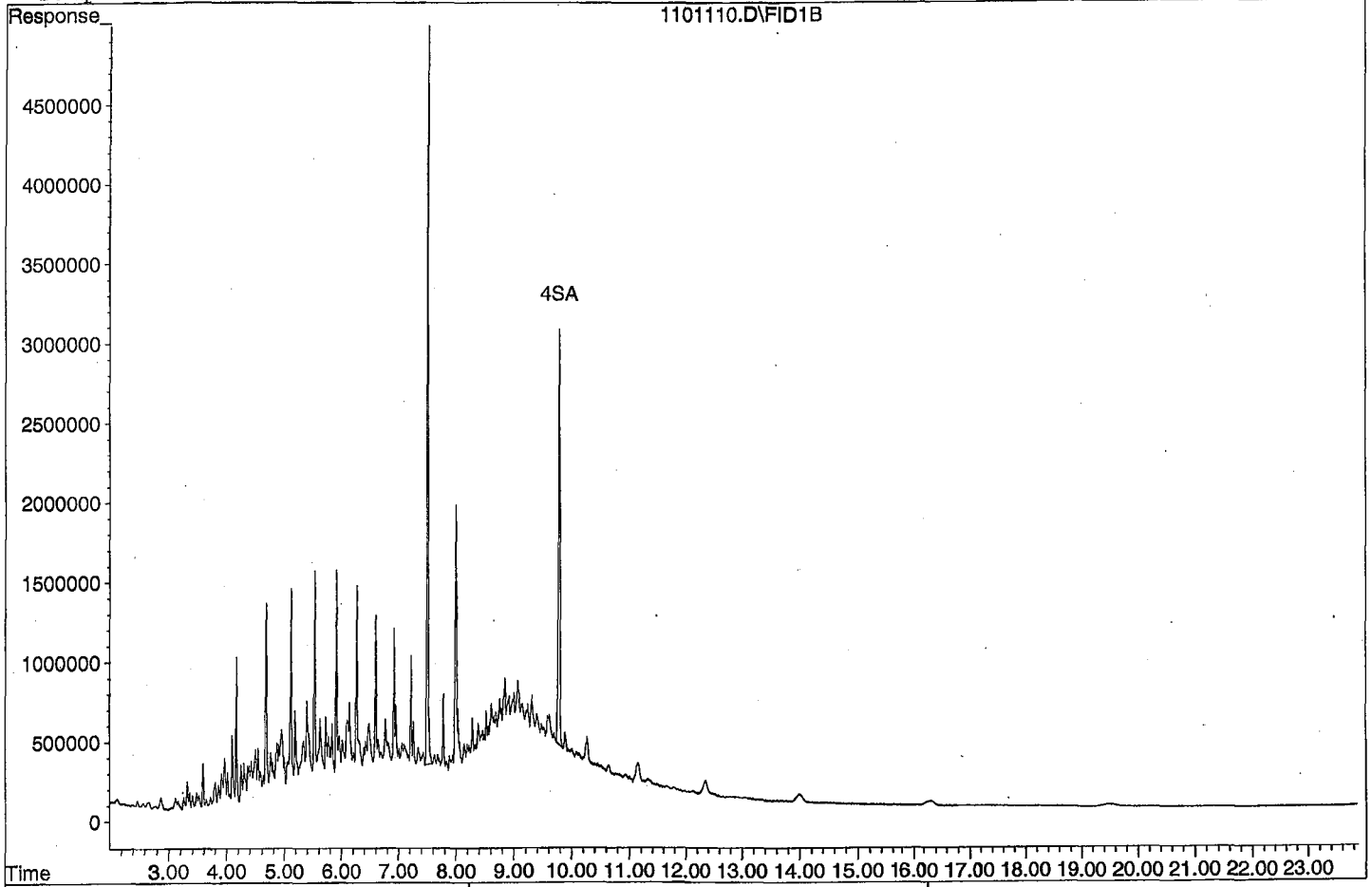
Compound	R.T.	Response	Conc Units
System Monitoring Compounds			
3) SA Ortho-Terphenyl(S)	7.51	73683617	11.780 ppb
Surrogate Spike 30.000		Recovery =	39.27%
4) SA Octacosane(S)	9.78	54000783	11.940 ppb
Surrogate Spike 30.000		Recovery =	39.80%
Target Compounds			
1) HATM Diesel (C10-C24)	6.49	1157264370	229.920 ppb
2) HBTM Motor Oil (C24-C40)	14.96	863028447	244.367 ppb

Target Compounds

Quantitation Report

Data File: G:\APOLLO\DATA\211101\1101110.D

Sample : DMO LVL 4 CCV 10/27/21





TPH Extractables  
DOC1028

Form 7  
Continuing Calibration

Lab Name: APPL, Inc.  
Case No: \_\_\_\_\_  
Matrix: Water

SDG No: \_\_\_\_\_  
Date Analyzed: 11/4/2021  
Instrument: Apollo  
Initial Cal. Date: 10/28/2021  
Data File: 1101125.D

	Compound	MEAN	CCRF	%D	%Drift
1	HATM Diesel (C10-C24)	2516670	2519000	0.09	HATM
2	HBTM Motor Oil (C24-C40)	2492040	1824420	27	HBTML 3.5
3	SA Ortho-Terphenyl(S)	3127510	3195930	2.2	SA
4	SA Octacosane(S)	2261430	2342550	3.6	SA
5					
6					
7					
8					
9					
10					
11					
12					
13					
14					
15					
16					
17					
18					
19					
20					
21					
22					
23					
24					
25					
26					
27					
28					
29					
30					
31					
32					
33					
34					
35					
36					
37					
38					
39					
40	Average			8.2	

Quantitation Report (Not Reviewed)

Data File : G:\APOLLO\DATA\211101\1101125.D Vial: 25  
 Acq On : 11-4-21 3:23:33 Operator: KA  
 Sample : DMO LVL 4 CCV 10/27/21 Inst : Apollo  
 Misc : water Multiplr: 1.00  
 IntFile : events.e  
 Quant Time: Nov 4 7:19 2021 Quant Results File: DOC1028.RES

Method : G:\APOLLO\DATA\211028\DOC1028.M (Chemstation Integrator)  
 Title : 8015 B&C  
 Last Update : Fri Nov 12 17:24:42 2021  
 Response via : Multiple Level Calibration

Volume Inj. : 2UL  
 Signal Phase : DB-5  
 Signal Info : FID02A

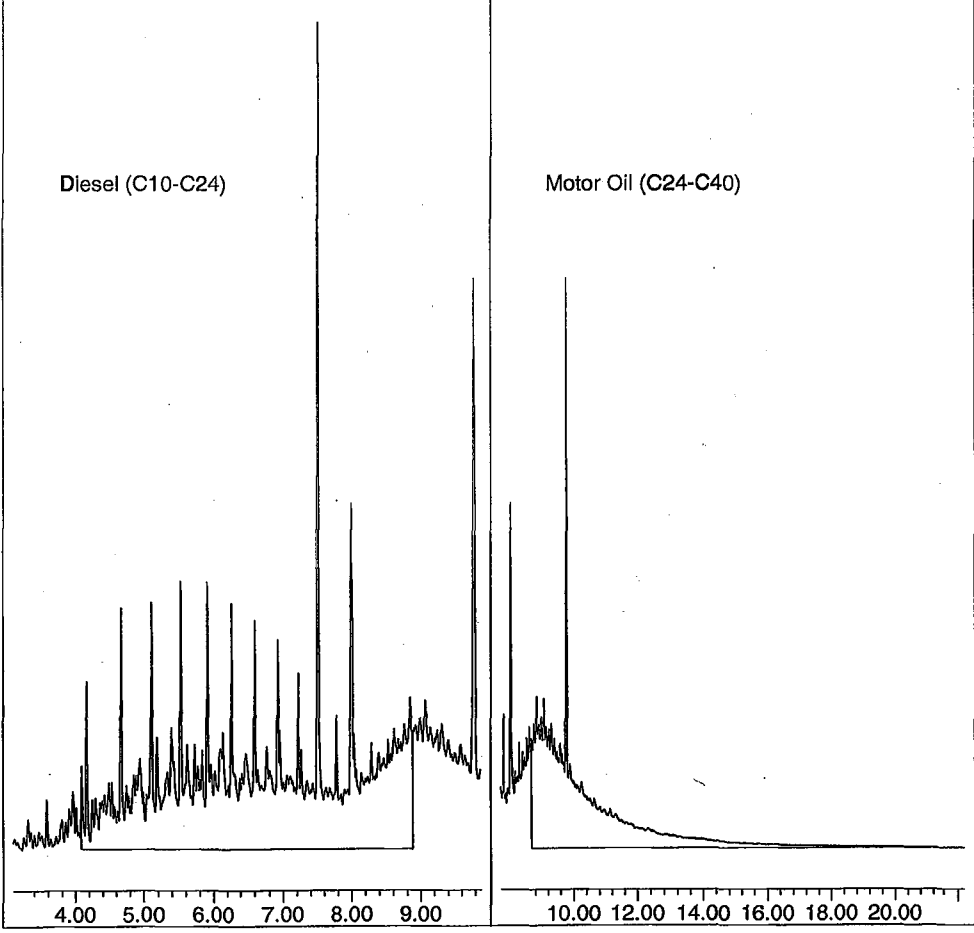
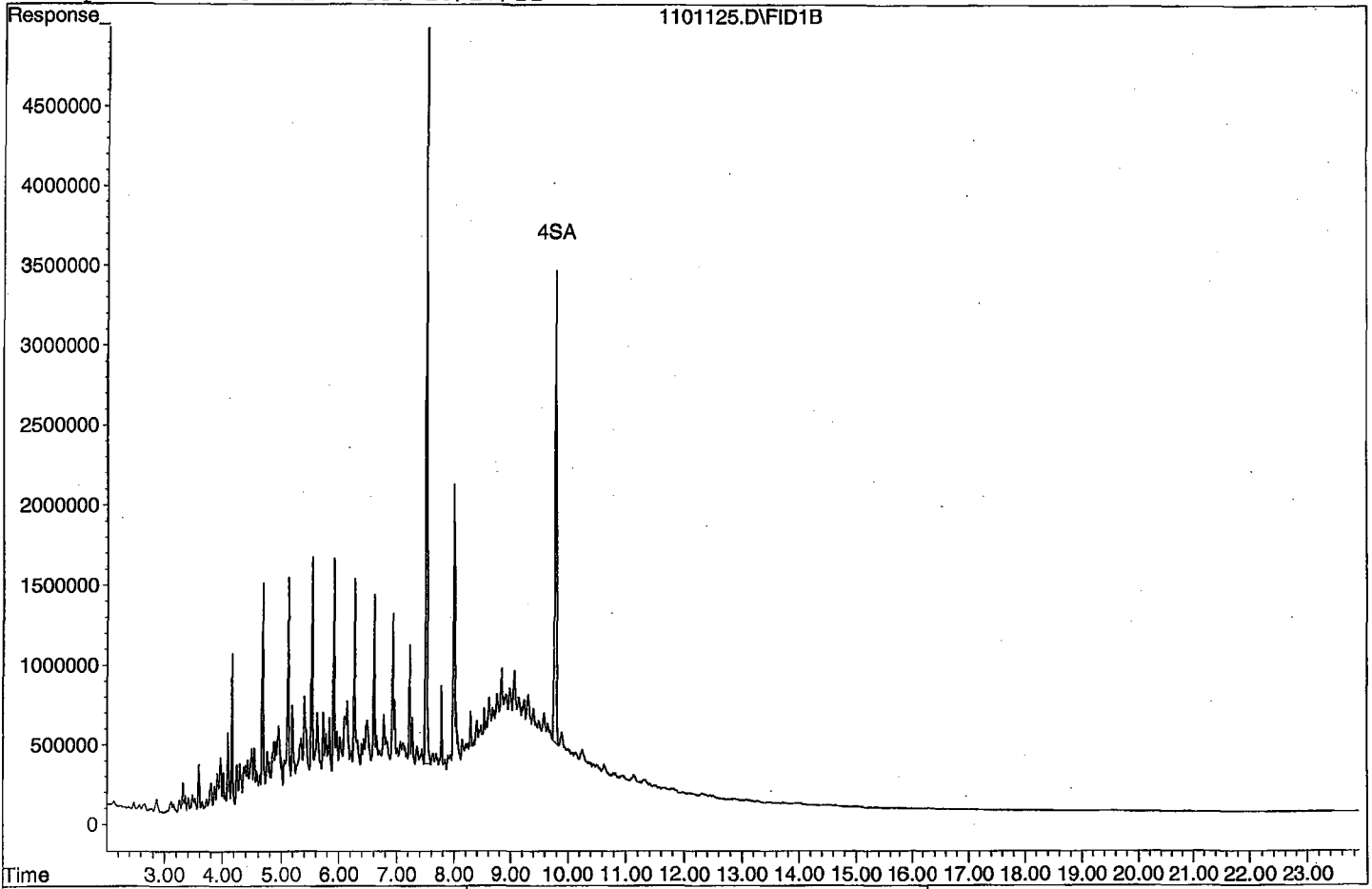
Compound	R.T.	Response	Conc Units
System Monitoring Compounds			
3) SA Ortho-Terphenyl(S)	7.51	79898160	12.773 ppb
Surrogate Spike 30.000		Recovery =	42.58%
4) SA Octacosane(S)	9.78	58563871	12.948 ppb
Surrogate Spike 30.000		Recovery =	43.16%
Target Compounds			
1) HATM Diesel (C10-C24)	6.49	1259499160	250.231 ppb
2) HBTM Motor Oil (C24-C40)	14.96	912207908	258.866 ppb

Target Compounds

Quantitation Report

Data File: G:\APOLLO\DATA\211101\1101125.D

Sample : DMO LVL 4 CCV 10/27/21



**ORGANICS**  
**Raw Data**

Quantitation Report (QT Reviewed)

Data File : G:\APOLLO\DATA\211101\1101120.D Vial: 20  
 Acq On : 11-4-21 1:03:12 Operator: KA  
 Sample : BA44379W10 5/1040 Inst : Apollo  
 Misc : water Multiplr: 4.81  
 IntFile : events.e  
 Quant Time: Nov 12 17:27 2021 Quant Results File: DOC1028.RES

Method : G:\APOLLO\DATA\211028\DOC1028.M (Chemstation Integrator)  
 Title : 8015 B&C  
 Last Update : Fri Nov 12 17:24:42 2021  
 Response via : Multiple Level Calibration

Volume Inj. : 2UL  
 Signal Phase : DB-5  
 Signal Info : FID02A

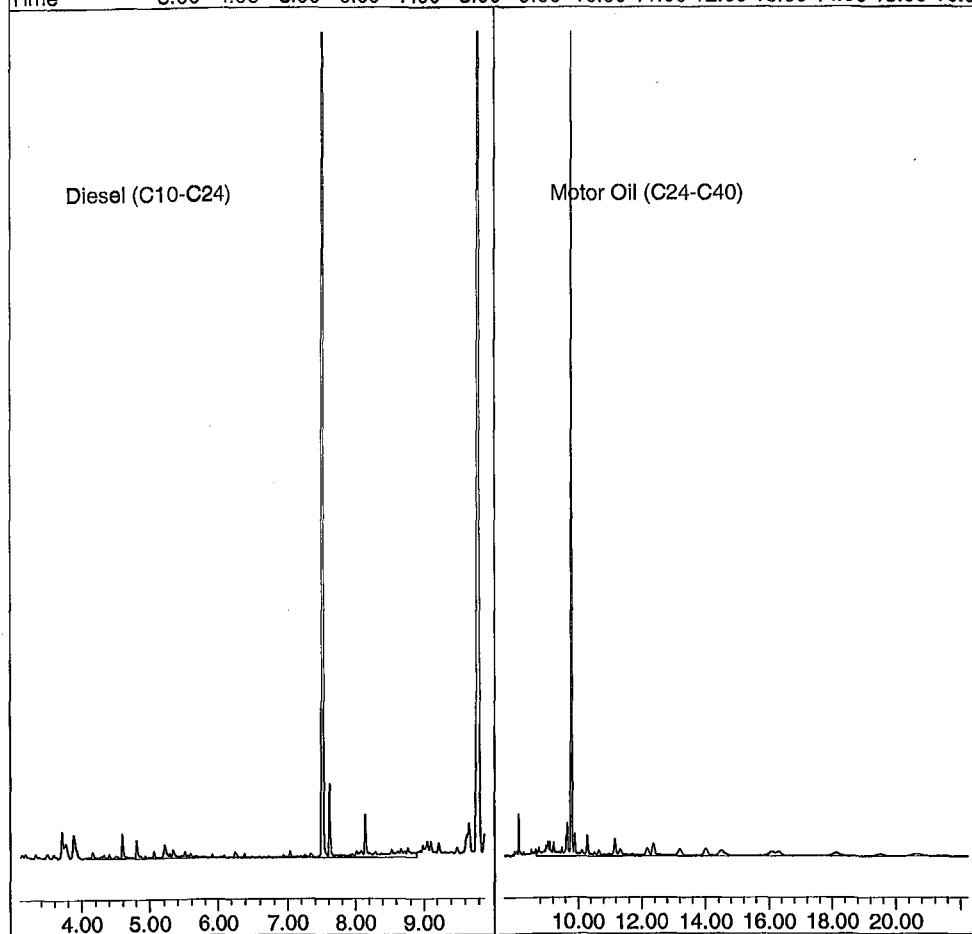
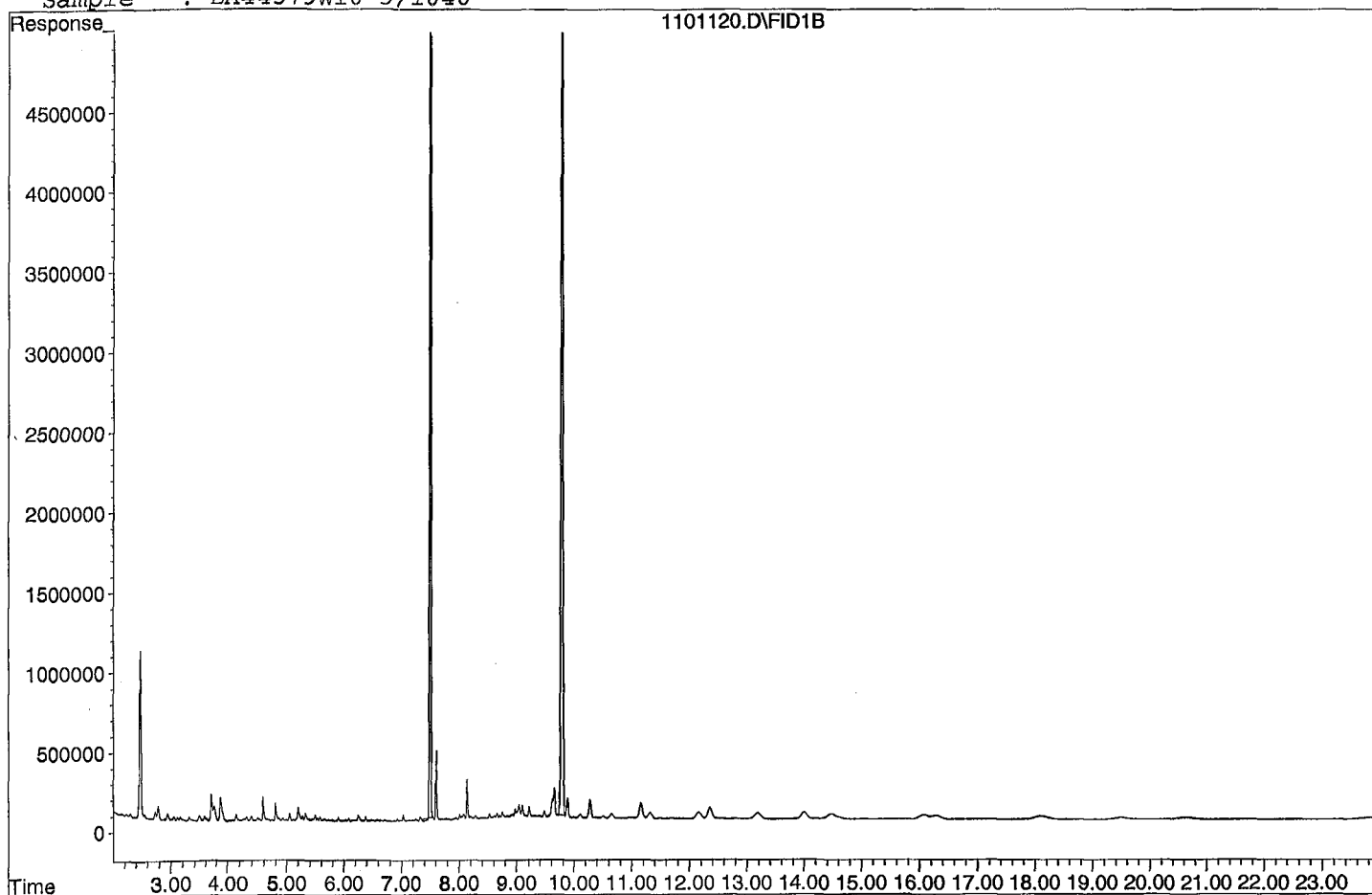
Compound	R.T.	Response	Conc Units
System Monitoring Compounds			
3) SA Ortho-Terphenyl (S)	7.51	140622558	108.084 ppb
Surrogate Spike 144.231		Recovery =	74.94%
4) SA Octacosane (S)	9.78	124836425	132.698 ppb
Surrogate Spike 144.231		Recovery =	92.00%
Target Compounds			
1) HATM Diesel (C10-C24)	6.49	51381522	49.078 ppb
2) HBTM Motor Oil (C24-C40)	14.96	107620722	104.109 ppb

Target Compounds

Quantitation Report

Data File: G:\APOLLO\DATA\211101\1101120.D

Sample : BA44379W10 5/1040



Quantitation Report (QT Reviewed)

Data File : G:\APOLLO\DATA\211101\1101121.D Vial: 21  
 Acq On : 11-4-21 1:31:15 Operator: KA  
 Sample : BA44380W08 5/1040 Inst : Apollo  
 Misc : water Multiplr: 4.81  
 IntFile : events.e  
 Quant Time: Nov 12 17:27 2021 Quant Results File: DOC1028.RES

Method : G:\APOLLO\DATA\211028\DOC1028.M (Chemstation Integrator)  
 Title : 8015 B&C  
 Last Update : Fri Nov 12 17:24:42 2021  
 Response via : Multiple Level Calibration

Volume Inj. : 2UL  
 Signal Phase : DB-5  
 Signal Info : FID02A

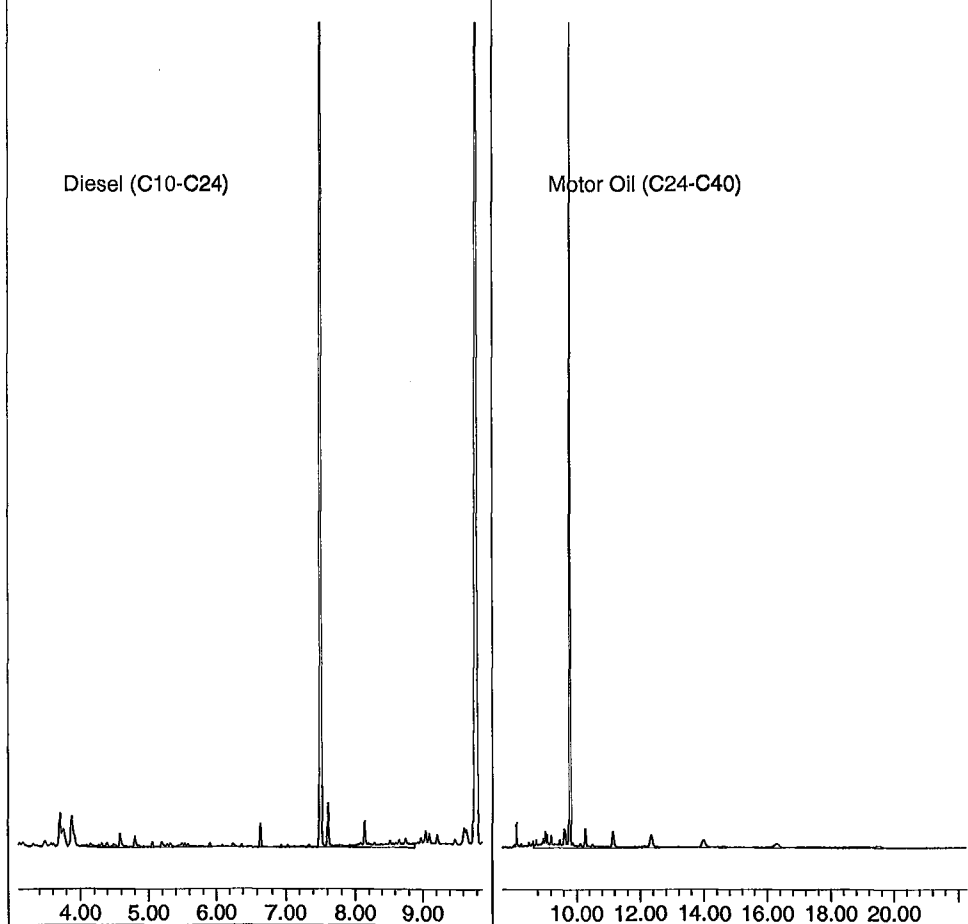
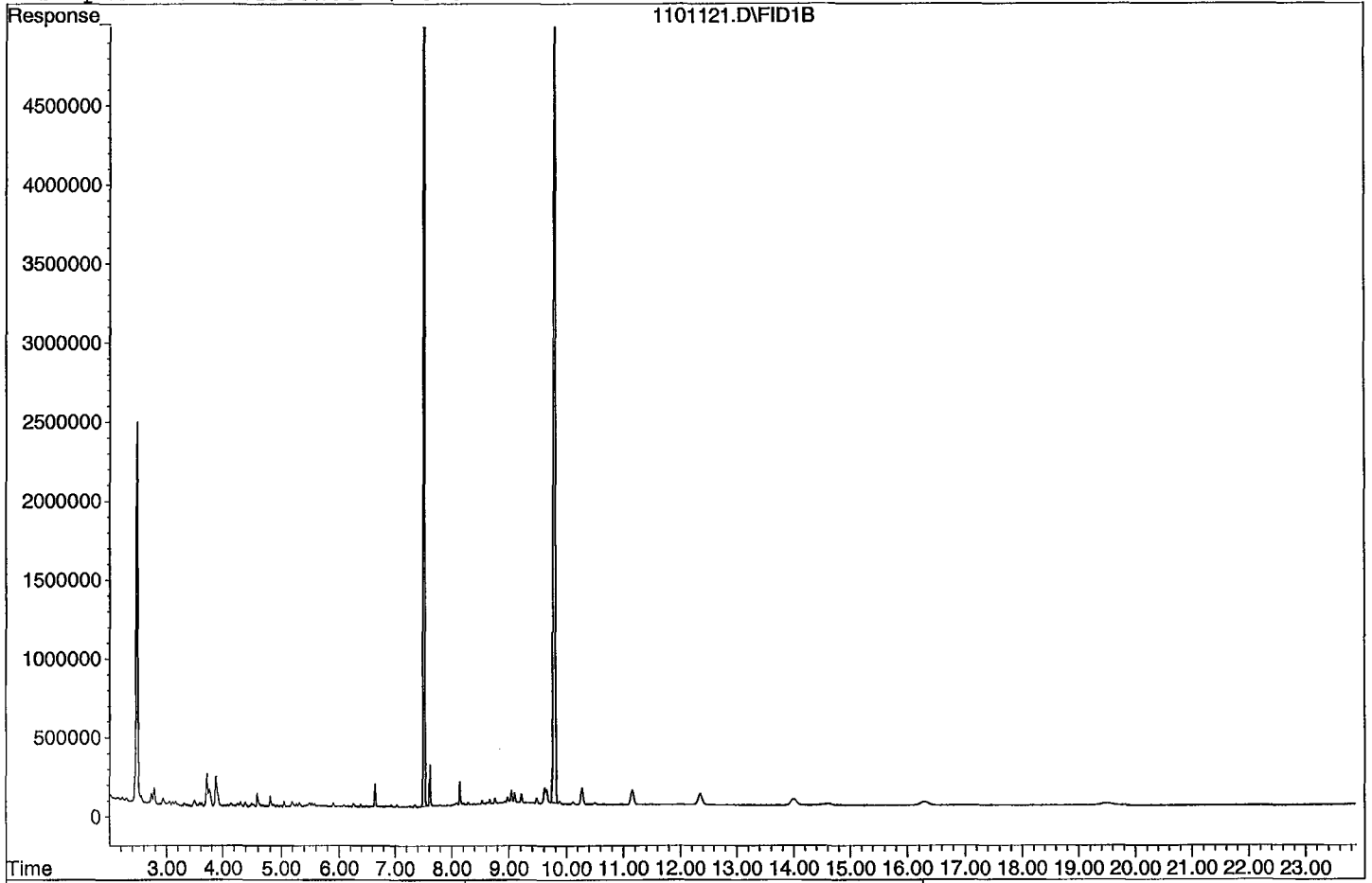
Compound	R.T.	Response	Conc Units
System Monitoring Compounds			
3) SA Ortho-Terphenyl(S)	7.51	134889437	103.678 ppb
Surrogate Spike 144.231		Recovery =	71.88%
4) SA Octacosane(S)	9.78	119918000	127.470 ppb
Surrogate Spike 144.231		Recovery =	88.38%
Target Compounds			
1) HATM Diesel (C10-C24)	6.49	39443529	37.675 ppb
2) HBTM Motor Oil (C24-C40)	14.96	77882850	61.958 ppb

Target Compounds

Quantitation Report

Data File: G:\APOLLO\DATA\211101\1101121.D

Sample : BA44380W08 5/1040





Quantitation Report (QT Reviewed)

Data File : G:\APOLLO\DATA\211101\1101116.D Vial: 16  
 Acq On : 11-3-21 23:10:54 Operator: KA  
 Sample : 211029A BLK 5/1000 Inst : Apollo  
 Misc : water Multiplr: 5.00  
 IntFile : events.e  
 Quant Time: Nov 12 17:24 2021 Quant Results File: DOC1028.RES

Method : G:\APOLLO\DATA\211028\DOC1028.M (Chemstation Integrator)  
 Title : 8015 B&C  
 Last Update : Fri Nov 12 17:24:42 2021  
 Response via : Multiple Level Calibration

Volume Inj. : 2UL  
 Signal Phase : DB-5  
 Signal Info : FID02A

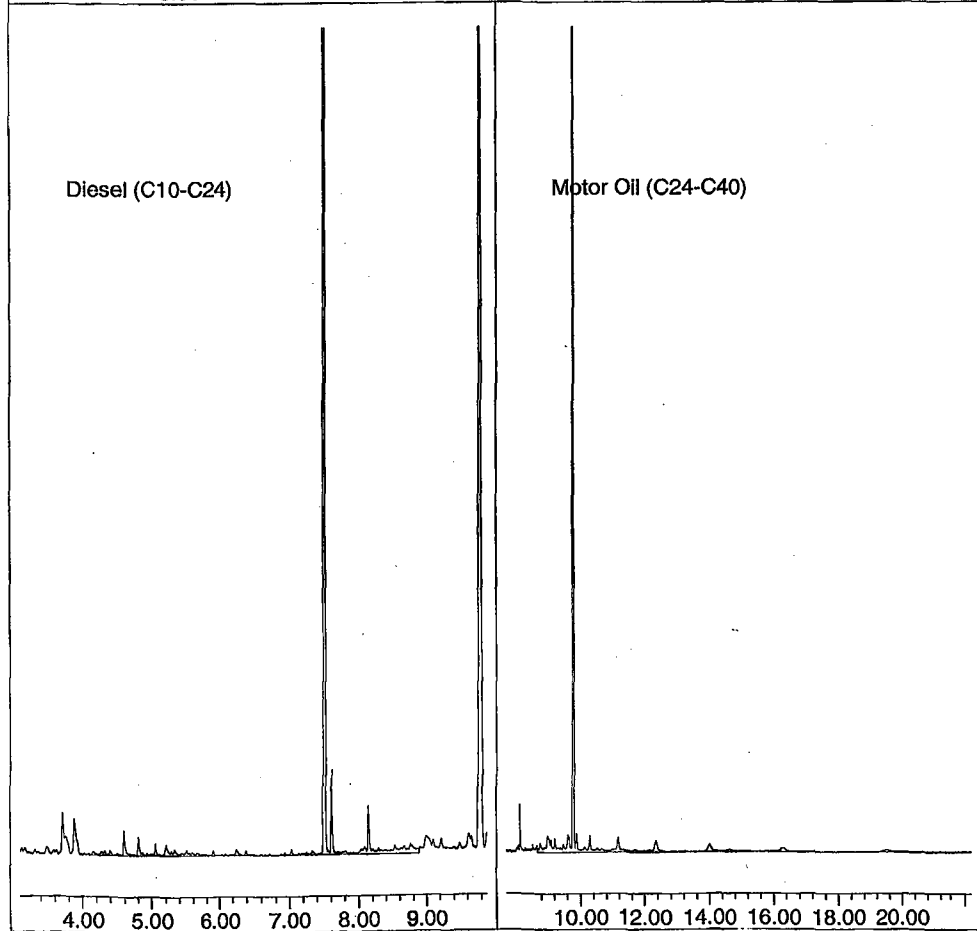
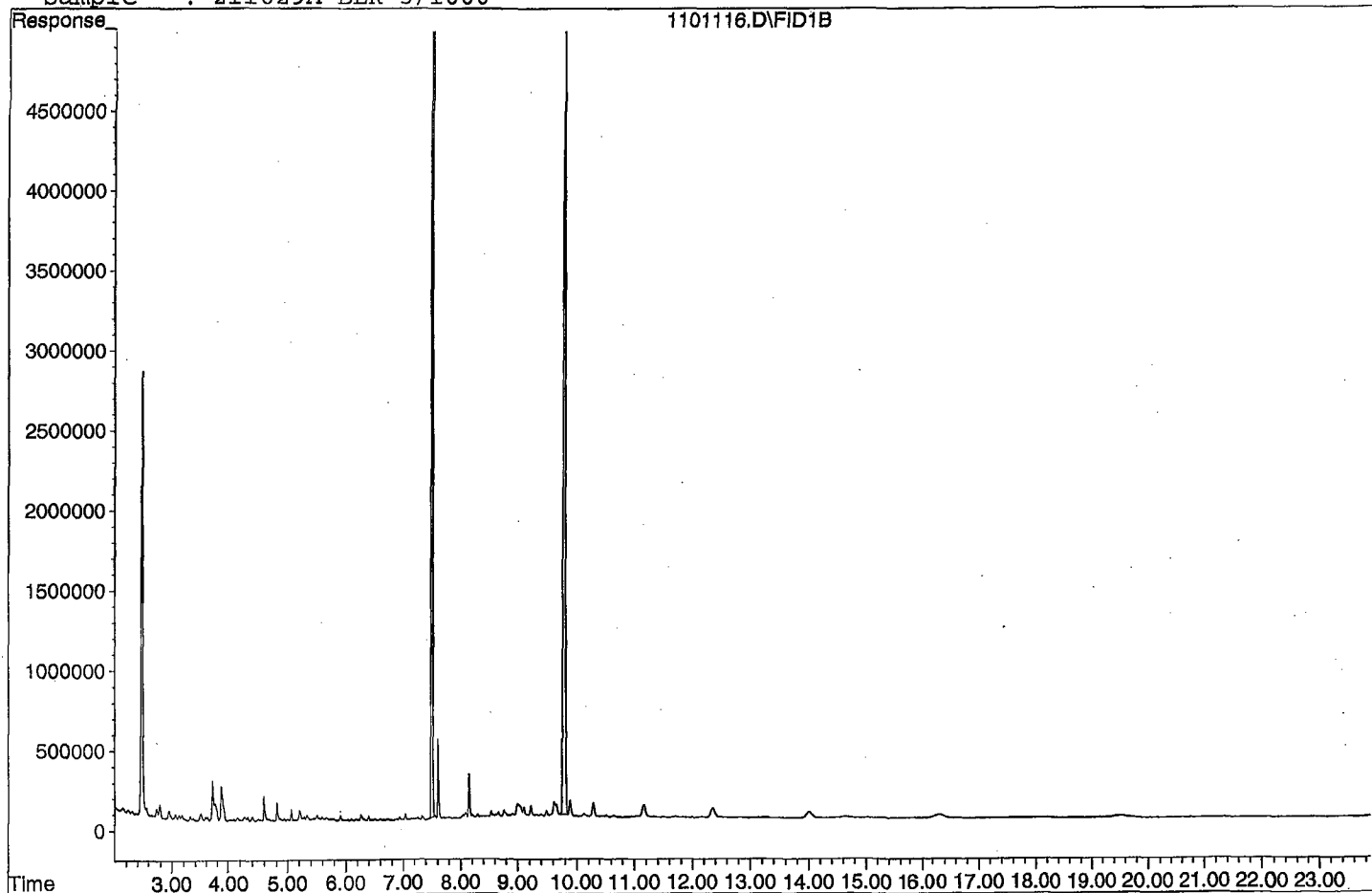
Compound	R.T.	Response	Conc Units
System Monitoring Compounds			
3) SA Ortho-Terphenyl(S)	7.51	145281521	116.132 ppb
Surrogate Spike 150.000		Recovery =	77.42%
4) SA Octacosane(S)	9.78	127897406	141.390 ppb
Surrogate Spike 150.000		Recovery =	94.26%
Target Compounds			
1) HATM Diesel (C10-C24)	6.49	50894583	50.557 ppb
2) HBTM Motor Oil (C24-C40)	14.96	86976790	77.842 ppb

Target Compounds

Quantitation Report

Data File: G:\APOLLO\DATA\211101\1101116.D

Sample : 211029A BLK 5/1000



Quantitation Report (QT Reviewed)

Data File : G:\APOLLO\DATA\211101\1101117.D Vial: 17  
 Acq On : 11-3-21 23:38:59 Operator: KA  
 Sample : 211029A LCS-1 5/1000 Inst : Apollo  
 Misc : water Multiplr: 5.00  
 IntFile : events.e  
 Quant Time: Nov 12 17:25 2021 Quant Results File: DOC1028.RES

Method : G:\APOLLO\DATA\211028\DOC1028.M (Chemstation Integrator)  
 Title : 8015 B&C  
 Last Update : Fri Nov 12 17:24:42 2021  
 Response via : Multiple Level Calibration

Volume Inj. : 2UL  
 Signal Phase : DB-5  
 Signal Info : FID02A

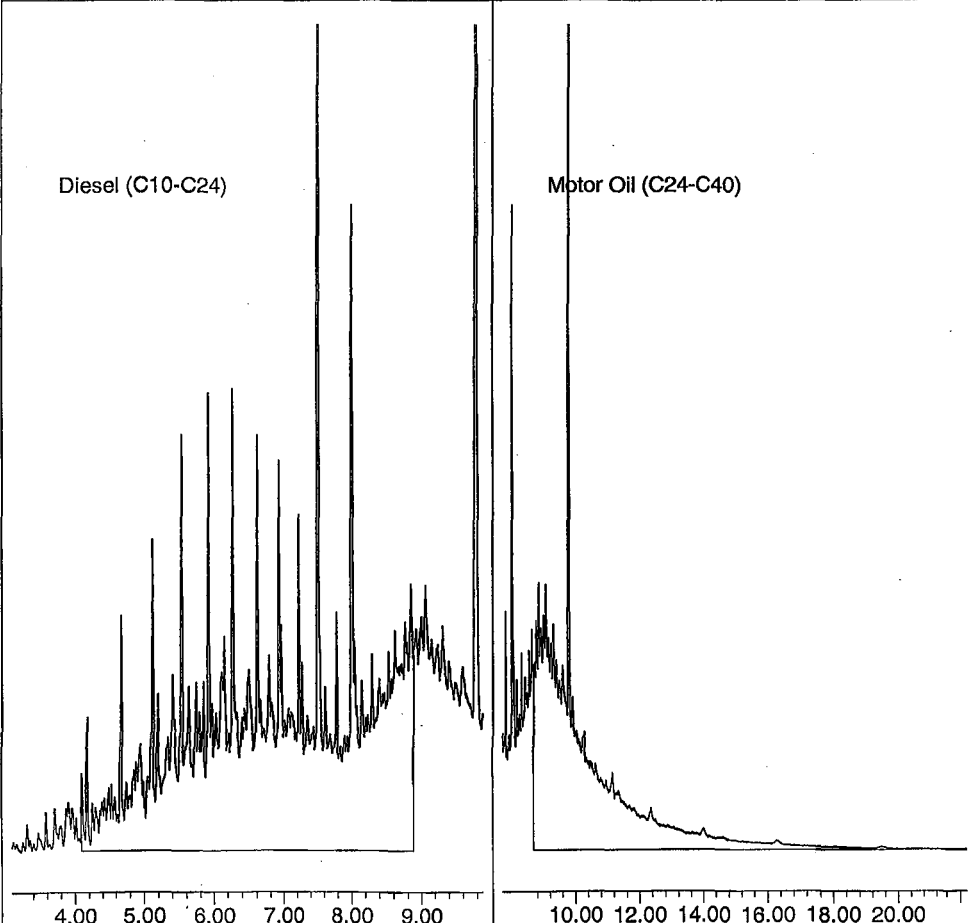
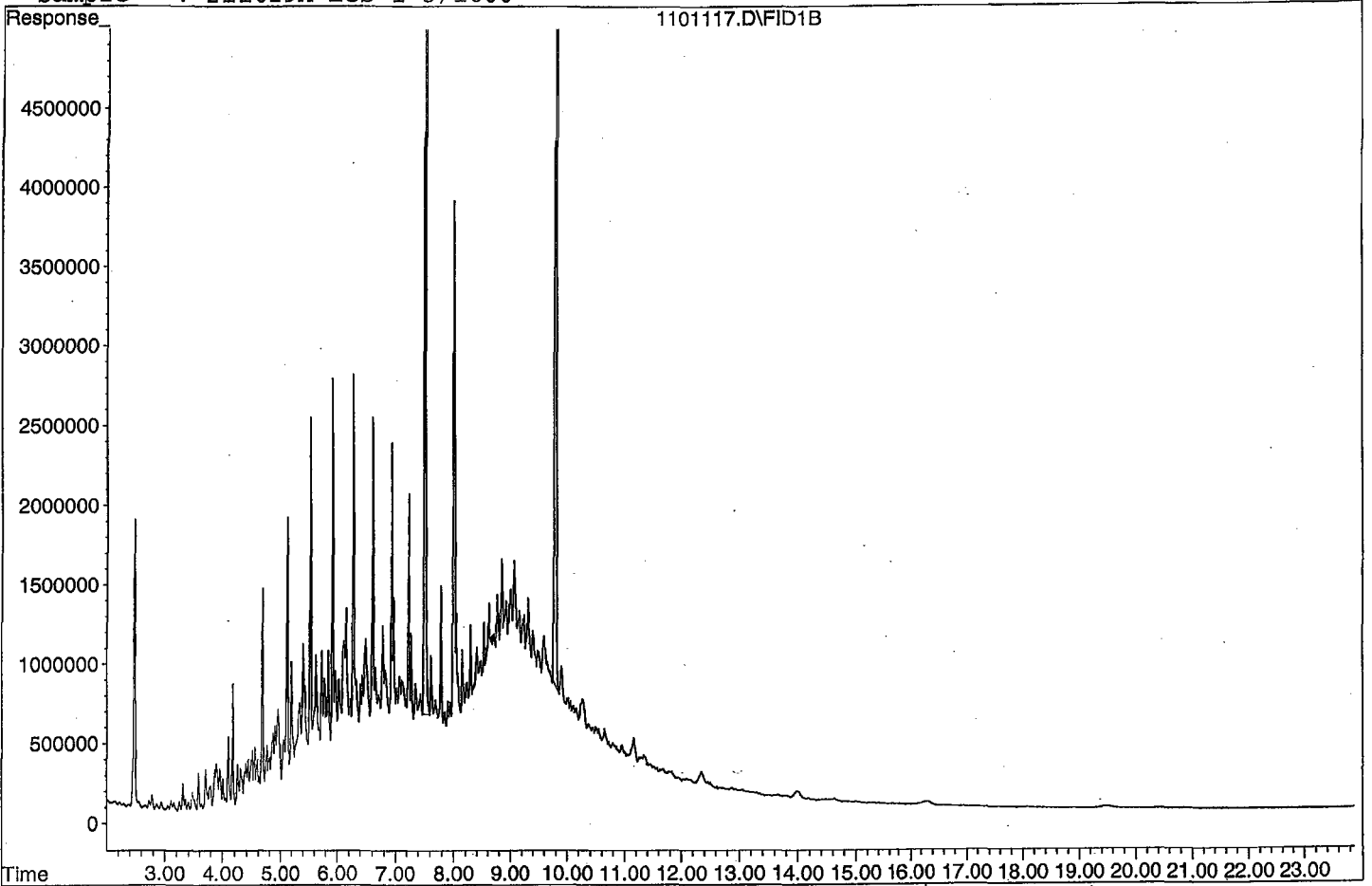
Compound	R.T.	Response	Conc Units
<b>System Monitoring Compounds</b>			
3) SA Ortho-Terphenyl(S)	7.51	169650146	135.611 ppb
Surrogate Spike 150.000		Recovery =	90.41%
4) SA Octacosane(S)	9.79	128841956	142.434 ppb
Surrogate Spike 150.000		Recovery =	94.96%
<b>Target Compounds</b>			
1) HATM Diesel (C10-C24)	6.49	2114420240	2100.415 ppb
2) HBTM Motor Oil (C24-C40)	14.96	1608608236	2320.910 ppb
<b>Target Compounds</b>			

Diesel :

$$\frac{(2114420240)(5)}{(2516669)(2)} = \frac{1.06 \times 10^{10}}{5033338} = \boxed{2100.415}$$

Quantitation Report

Data File: G:\APOLLO\DATA\211101\1101117.D  
Sample : 211029A LCS-1 5/1000



Quantitation Report (QT Reviewed)

Data File : G:\APOLLO\DATA\211101\1101118.D Vial: 18  
 Acq On : 11-4-21 0:07:05 Operator: KA  
 Sample : 211029A LCSD-1 5/1000 Inst : Apollo  
 Misc : water Multiplr: 5.00  
 IntFile : events.e  
 Quant Time: Nov 12 17:26 2021 Quant Results File: DOC1028.RES

Method : G:\APOLLO\DATA\211028\DOC1028.M (Chemstation Integrator)  
 Title : 8015 B&C  
 Last Update : Fri Nov 12 17:24:42 2021  
 Response via : Multiple Level Calibration

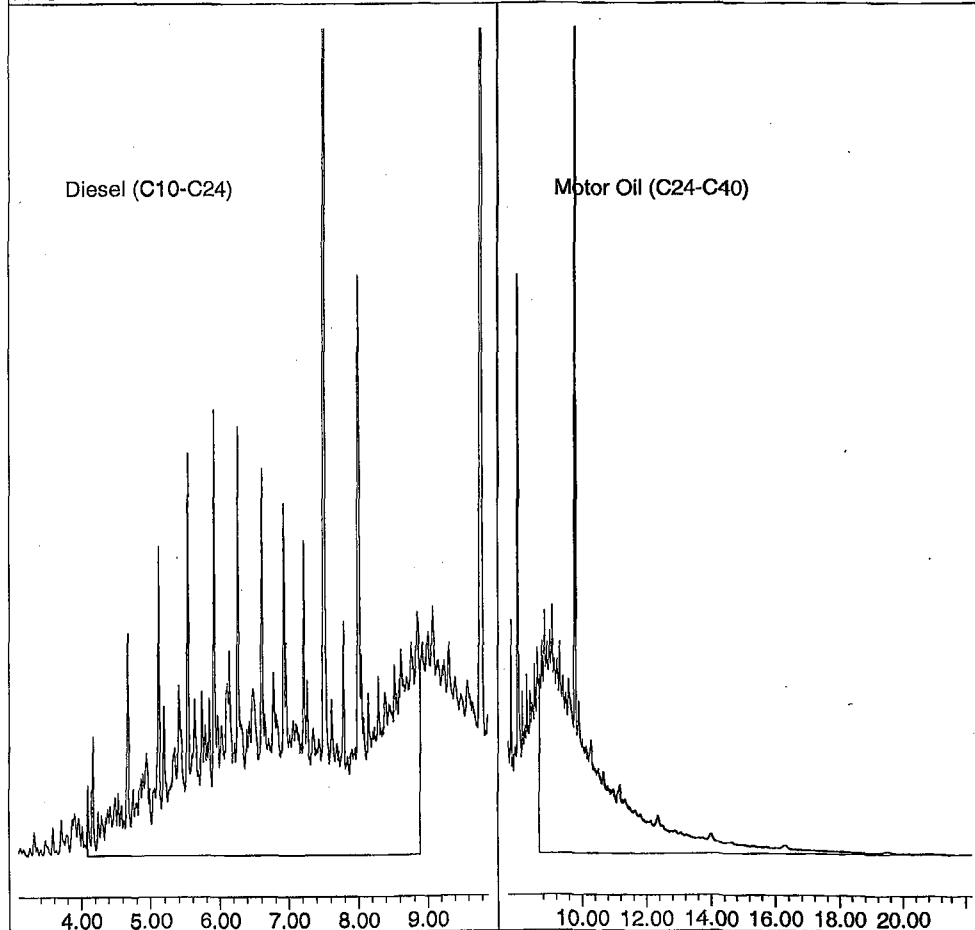
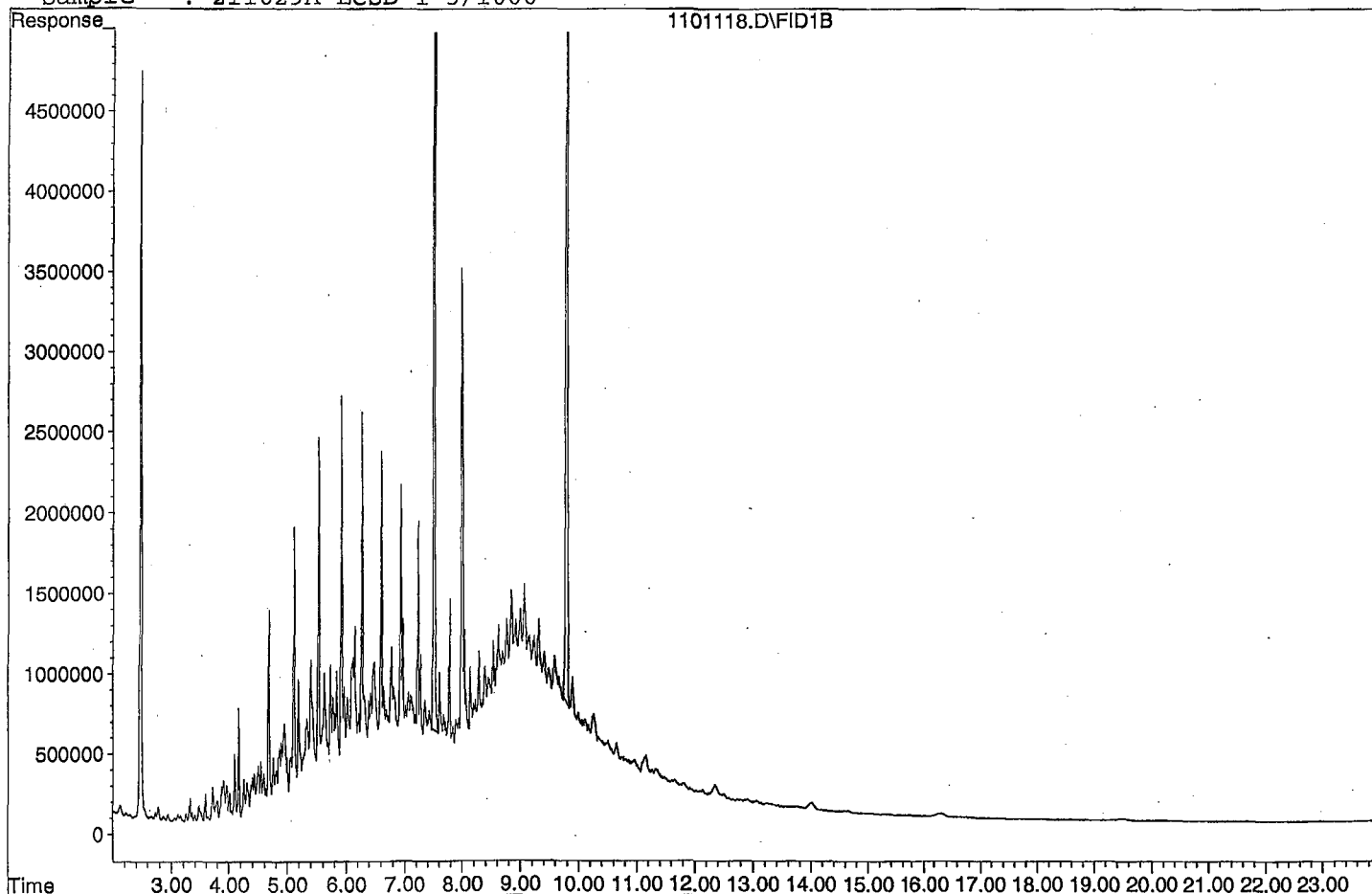
Volume Inj. : 2UL  
 Signal Phase : DB-5  
 Signal Info : FID02A

Compound	R.T.	Response	Conc Units
System Monitoring Compounds			
3) SA Ortho-Terphenyl(S)	7.51	157187436	125.649 ppb
Surrogate Spike 150.000		Recovery =	83.77%
4) SA Octacosane(S)	9.79	118062791	130.518 ppb
Surrogate Spike 150.000		Recovery =	87.01%
Target Compounds			
1) HATM Diesel (C10-C24)	6.49	1997829611	1984.597 ppb
2) HBTM Motor Oil (C24-C40)	14.96	1511034572	2177.074 ppb
Target Compounds			

Quantitation Report

Data File: G:\APOLLO\DATA\211101\1101118.D

Sample : 211029A LCSD-1 5/1000



## Diesel / Motor Oil Calibration Curve

Prepared: 10/28/2021

Expires: 5/31/2026

Prepared By (Initials): KA

Methylene

e

Chloride

Lot No. 61117

Initial Standard Information							Final Standard			
Name of Initial Standard (QAU Label)	Supplier	Conc. (ug/mL)	APPL Mix Name	Reference to APPL Prep Date and Lot #'s	Exp. Date	Exp. Date (Manufacturer)	Aliquot From Stock	Final Volume	Solvent	Final Standard Conc. (ug/mL)
Diesel / Motor Oil - 2	APPL	10	Diesel / Motor Oil - 1	Perp'd: 10/6/21 A0164485-52822, A0168842-52820, A0168510-52817 CL16893-52835	See man. Exp date	10/31/2027 12/31/2027 5/31/2026	100uL	200uL	MC	5
Diesel / Motor Oil - 3		50	Diesel / Motor Oil - 2				200uL	1mL	MC	10
Diesel / Motor Oil Calibration STD	Restek	2,000	Diesel / Motor Oil - 3				25uL	1mL	MC	50
			Diesel / Motor Oil - 4				125uL	1mL	MC	250
			Diesel / Motor Oil - 5				500uL	1mL	MC	1000
			Diesel / Motor Oil - 6				750uL	1mL	MC	1500
			Diesel / Motor Oil - 7				100uL	100uL	N/A	2,000

**Diesel / Motor Oil Second Source**

**Prepared: 10/28/2021**

**Expires: 10/28/2024**

**Prepared By (Initials): KA**

**Methylene**

**e**

**Chloride**

**Lot No. 61117**

Initial Standard Information							Final Standard			
Name of Initial Standard (QAU Label)	Supplier	Supplier Part No.	Conc. (ug/mL)	Lot Number - QA Number	Exp. Date (1 yr.)	Exp. Date (Manufacturer)	Aliquot From Stock	Final Volume	Solvent	Final Standard Conc. (ug/mL)
Diesel Fuel #2 Second Source	Phenova	AL0-101287	50,000	CL16477-52980	See man. Exp date	2/28/2027	50uL	10mL	MC	250
Motor Oil Second Source	Absolute	51094	50,000	102819-52981		10/28/2024	50uL			



**Diesel / Motor Oil CCV**

**Prepared: 10/27/2021**

**Expires: 5/31/2026**

**Prepared By (Initials): KA**

**Methylen**

**e**

**Chloride**

**Lot No. 61117**

Initial Standard Information							Final Standard			
Name of Initial Standard (QAU Label)	Supplier	APPL Mix Name	Conc. (ug/mL)	Reference to APPL Prep Date and Lot #'s	Exp. Date	Exp. Date (Manufacturer)	Alliquot From Stock	Final Volume	Solvent	Final Standard Conc. (ug/mL)
Diesel / Motor Oil STD	Restek	Diesel / Motor Oil CCV	2,000	Perp'd: 10/08/21 A0184485-52822, A0188842-52820, A0186510-52817, CL16893-52835	<b>See man. Exp date</b>	10/31/2027 12/31/2027 5/31/2026	1250uL	10mL	MC	250

**Diesel Motor Oil Mix**

Prepared: 10/16/2021

Prepared By (Initials): KA

Expires: 10/31/2027

Initial Standard Information							Final Standard Information			
Name of Initial Standard (QAU Label)	Supplier	Supplier Part No.	Conc. (ug/mL)	Lot Number - QA Number	Exp. Date (1 yr.)	Exp. Date (Manufacturer)	Aliquot From Stock	Final Volume	Solvent	Final Standard Conc. (ug/mL)
Diesel Fuel #2	Restek	31258	50,000	<del>A0164485</del> 52663 and 52822	See man. Date	10/31/2027	4.00 mL (1.4)	8.0 mL (2.8)	NA	25,000
Motor Oil Composite	Restek	31464	50,000	<del>A0166510</del> 52817 and 52819	See man. Date	12/31/2027	4.00 mL (1.4)			25,000

THC Surrogate										
Prepared: 10/29/2021							LS			
Expires: 5/31/2026										
Initial Standard Information						Final Standard				
Name of Initial Standard (QAU Label)	Supplier	Supplier Part No.	Conc. (ug/mL)	Lot Number - QA Number	Exp. Date (1 yr.)	Exp. Date (Manufacturer)	Aliquot From Stock	Final Volume	Solvent	Final Standard Conc. (ug/mL)
O-terphenyl / Octacosane Mix	Phenova	ALO-130161	600	CL16893-52841	See ma. Date	5/31/2026	N/A	N/A	N/A	600

# Organic Extraction Worksheet

<b>Method</b>	Continuous Liq/Liq TPH- 3520C w/SGC	<b>Extraction Set</b>	211029A	<b>Extraction Method</b>	LIQ005SGC	<b>Units</b>	mL
Spiked ID 1	Diesel Motor Oil Mix 10-16-21 10-16-22	Surrogate ID 1	THC Surrogate 10-29-21 10-29-22				
Spiked ID 2	Decanoic 1000ug/mL Acid Solution 11-1-21 11-1-22	Surrogate ID 2					
Spiked ID 3	Decanoic 1000ug/mL Acid Solution 10-21-21 10-21-22	Surrogate ID 3					
Spiked ID 4		Surrogate ID 4					
Spiked ID 5		Surrogate ID 5					
Spiked ID 6		Sufficient Vol for Matrix QC:		NO			
Spiked ID 7		Ext. Start Time:		10/29/21 15:29			
Spiked ID 8		Ext. End Time:		11/02/21 14:38			
		<b>GC Requires Extract By:</b>					
pH1	2	10/29/21 13:30		Water Bath Temp 1 °C	42/41.1 °C		
pH2				Water Bath Temp 2 °C	36/37.1		
pH3				Water Bath Temp 3 °C	36/35.5 °C		

Spiked By: SR

Date 10/29/2021

Witnessed By: KY

Date 10/29/2021

Sample	Sample Container	Spike Amount	Spike ID	Surrogate Amount	Surrogate ID	Extract Amount	Final Volume	pH	Extract Date/Time	Comments
1 211029A Blk		0.050	2	0.250	1	1000	5	2	10/29/21 13:35	*
					equip	E-HP3 E-WB1				
2 211029A LCS-1		.080,.050	1,2	0.250	1	1000	5	2	10/29/21 13:35	*
					equip	E-HP4 E-WB2				
3 211029A LCSD-1		.080,.050	1,2	0.250	1	1000	5	2	10/29/21 13:35	*
					equip	E-HP6 E-WB3				
4 BA44376	BA44376W09	0.050	2	0.250	1	1040	5	2	10/29/21 13:35	97985 *
					equip	E-HP7 E-WB1				
5 BA44379	BA44379W10	0.050	2	0.250	1	1040	5	2	10/29/21 13:35	97984 *
					equip	E-HP8 E-WB2				
6 BA44380	BA44380W08	0.050	2	0.250	1	1040	5	2	10/29/21 13:35	97984 *
					equip	E-HP9 E-WB3				
7 BA44459	BA44459W09	0.050	3	0.250	1	1030	5	2	10/29/21 13:35	98005 *
					equip	E-HP10 E-WB1				
8 BA44461	BA44461W09	0.050	3	0.250	1	980	5	2	10/29/21 13:35	98005 *
					equip	E-HP11 E-WB2				
9 BA44463	BA44463W09	0.050	3	0.250	1	1000	5	2	10/29/21 13:35	98005 *
					equip	E-HP12 E-WB3				
10 BA44465	BA44465W09	0.050	3	0.250	1	1040	5	2	10/29/21 13:35	98005 *
					equip	E-HP13 E-WB1				

Solvent and Lot#	
1+1 HCL (5mLs)	60358
PH Strips	HC155968
Dichloromethane (DCM)	61117
Filter Paper	400196
Sodium Sulfate	2021071206
SILICA GEL (*)	050627t

Extraction COC Transfer	
Extraction lab employee Initials	KY
GC analyst's initials	KA
Date	11/2/21
Time	17:37
Refrigerator	Hobart

	Technician's Initials
Scanned By	SR
Sample Preparation	SR
Extraction	SR
Concentration	SR
Modified	11/3/2021 8:31:30 AM

Reviewed By: KY

Date 11/3/2021

# Injection Log

Directory: G:\APOLLO\DATA\211028\

Line	Vial	FileName	Multiplier	SampleName	Misc Info	Injected
1	3	1028003.D	1	DMO STD 1 10/28/21	water	10-28-21 9:19:03
2	4	1028004.D	1	DMO STD 2 10/28/21	water	10-28-21 9:47:06
3	5	1028005.D	1	DMO STD 3 10/28/21	water	10-28-21 10:15:13
4	6	1028006.D	1	DMO STD 4 10/28/21	water	10-28-21 10:43:31
5	7	1028007.D	1	DMO STD 5 10/28/21	water	10-28-21 11:11:42
6	8	1028008.D	1	DMO STD 6 10/28/21	water	10-28-21 11:39:55
7	9	1028009.D	1	DMO STD 7 10/28/21	water	10-28-21 12:08:10
8	10	1028010.D	1	DMO Second Source 10/28/21	water	10-28-21 12:36:26
9	10	1101110.D	1	DMO LVL 4 CCV 10/27/21	Water	11-3-21 20:21:54
10	16	1101116.D	5	211029A BLK 5/1000	water	11-3-21 23:10:54
11	17	1101117.D	5	211029A LCS-1 5/1000	water	11-3-21 23:38:59
12	18	1101118.D	5	211029A LCSD-1 5/1000	water	11-4-21 0:07:05
13	20	1101120.D	4.80769	BA44379W10 5/1040	water	11-4-21 1:03:12
14	21	1101121.D	4.80769	BA44380W08 5/1040	water	11-4-21 1:31:15
15	25	1101125.D	1	DMO LVL 4 CCV 10/27/21	water	11-4-21 3:23:33

**ORGANICS**  
**Calibration Data**

TPH Extractables  
DOC1028

Form 6  
Initial Calibration

Lab Name: APPL, Inc.

SDG No: \_\_\_\_\_

Case No: \_\_\_\_\_

Initial Cal. Date: 10/28/2021

Matrix: Water

Instrument: Apollo

Initials: KA

1028003.D 1028004.D 1028005.D 1028006.D 1028007.D 1028008.D 1028009.D

	Compound	1	2	3	4	5	6	7				Avg	%RSD	Type	r^2	Q
1	HATM Diesel (C10-C24)	2983809	2406563	2517872	2418941	2337993	2387715	2563791				2516669	8.7	HATM		
2	HBTML Motor Oil (C24-C40)	5192328	3260715	2065863	1824592	1695984	1676117	1728658				2492037	53	HBTM	1.000	
3	SA Ortho-Terphenyl(S)	3637234	3178668	3119876	3035678	2926966	2905323	3088794				3127505	7.9	SA		
4	SA Octacosane(S)	2469203	2170507	2286410	2275552	2170413	2171254	2286658				2261428	4.8	SA		
5																
6																
7																
8																
9																
10																
11																
12																
13																
14																
15																
16																
17																
18																
19																
20																
21																
22																
23																
24																
25																
26																
27																
28																
29																
30																
31																
32																
33																
34																
35																

2.118919

Data File : G:\APOLLO\DATA\211028\1028003.D Vial: 3  
 Acq On : 10-28-21 9:19:03 Operator: KA  
 Sample : DMO STD 1 10/28/21 Inst : Apollo  
 Misc : water Multiplr: 1.00  
 IntFile : events.e  
 Quant Time: Oct 28 15:39 2021 Quant Results File: DOC1028.RES

Method : G:\APOLLO\DATA\211028\DOC1028.M (Chemstation Integrator)  
 Title : 8015 B&C  
 Last Update : Thu Oct 28 15:39:11 2021  
 Response via : Multiple Level Calibration

Volume Inj. : 2UL  
 Signal Phase : DB-5  
 Signal Info : FID02A

Compound	R.T.	Response	Conc Units
-----			
System Monitoring Compounds			
3) SA Ortho-Terphenyl (S)	7.53	1818617	0.291 ppb
Surrogate Spike 30.000		Recovery =	0.97%
4) SA Octacosane (S)	9.82	1234601	0.273 ppb
Surrogate Spike 30.000		Recovery =	0.91%
Target Compounds			
1) HATM Diesel (C10-C24)	6.49	29838086	5.928 ppb
2) HBTM Motor Oil (C24-C40)	14.96	51923283	5.234 ppb



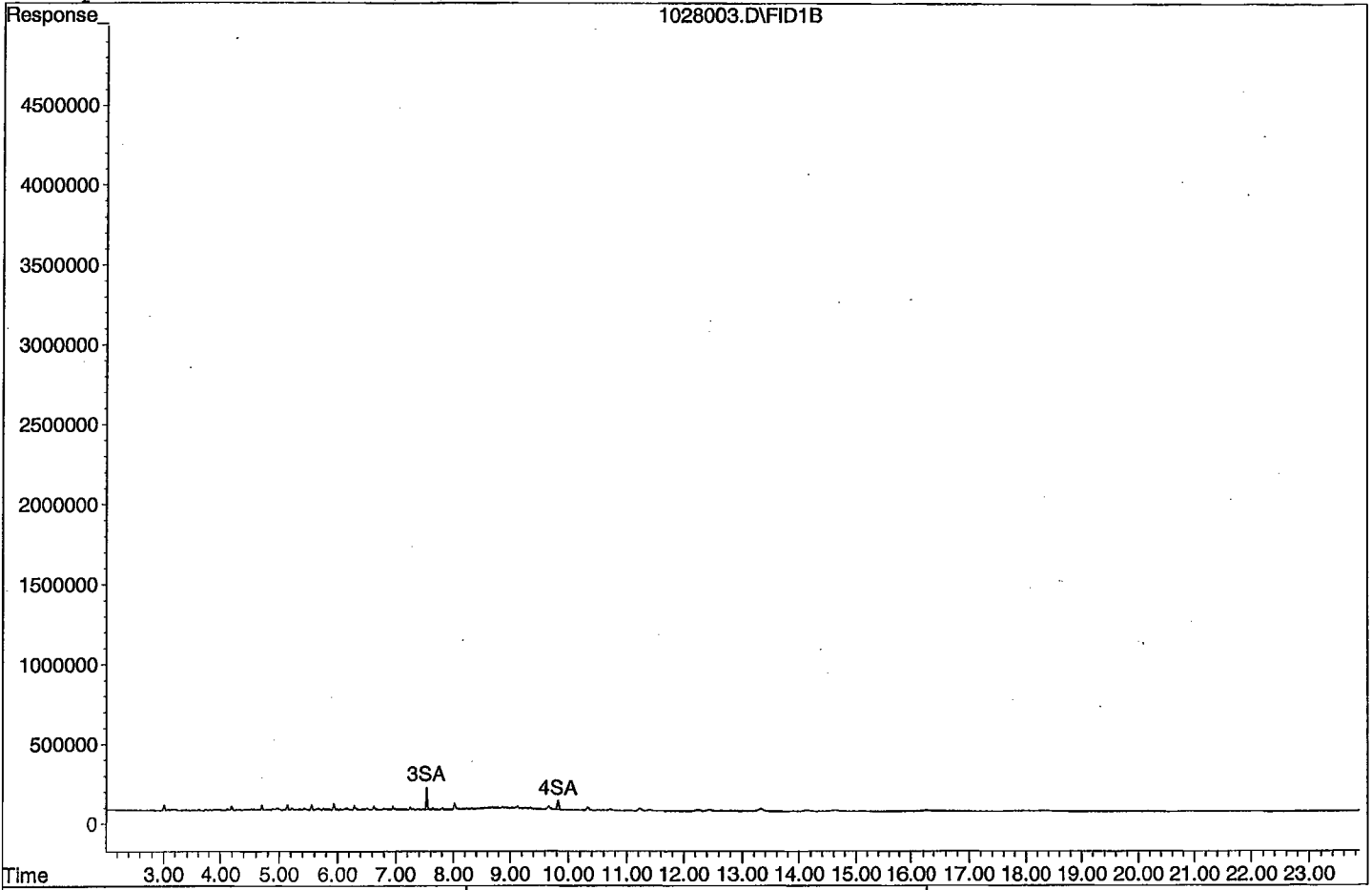
Target Compounds



Quantitation Report

Data File: G:\APOLLO\DATA\211028\1028003.D

Sample : DMO STD 1 10/28/21



Data File : G:\APOLLO\DATA\211028\1028004.D Vial: 4  
 Acq On : 10-28-21 9:47:06 Operator: KA  
 Sample : DMO STD 2 10/28/21 Inst : Apollo  
 Misc : water Multiplr: 1.00  
 IntFile : events.e  
 Quant Time: Oct 28 15:39 2021 Quant Results File: DOC1028.RES

Method : G:\APOLLO\DATA\211028\DOC1028.M (Chemstation Integrator)  
 Title : 8015 B&C  
 Last Update : Thu Oct 28 15:39:11 2021  
 Response via : Multiple Level Calibration

Volume Inj. : 2UL  
 Signal Phase : DB-5  
 Signal Info : FID02A



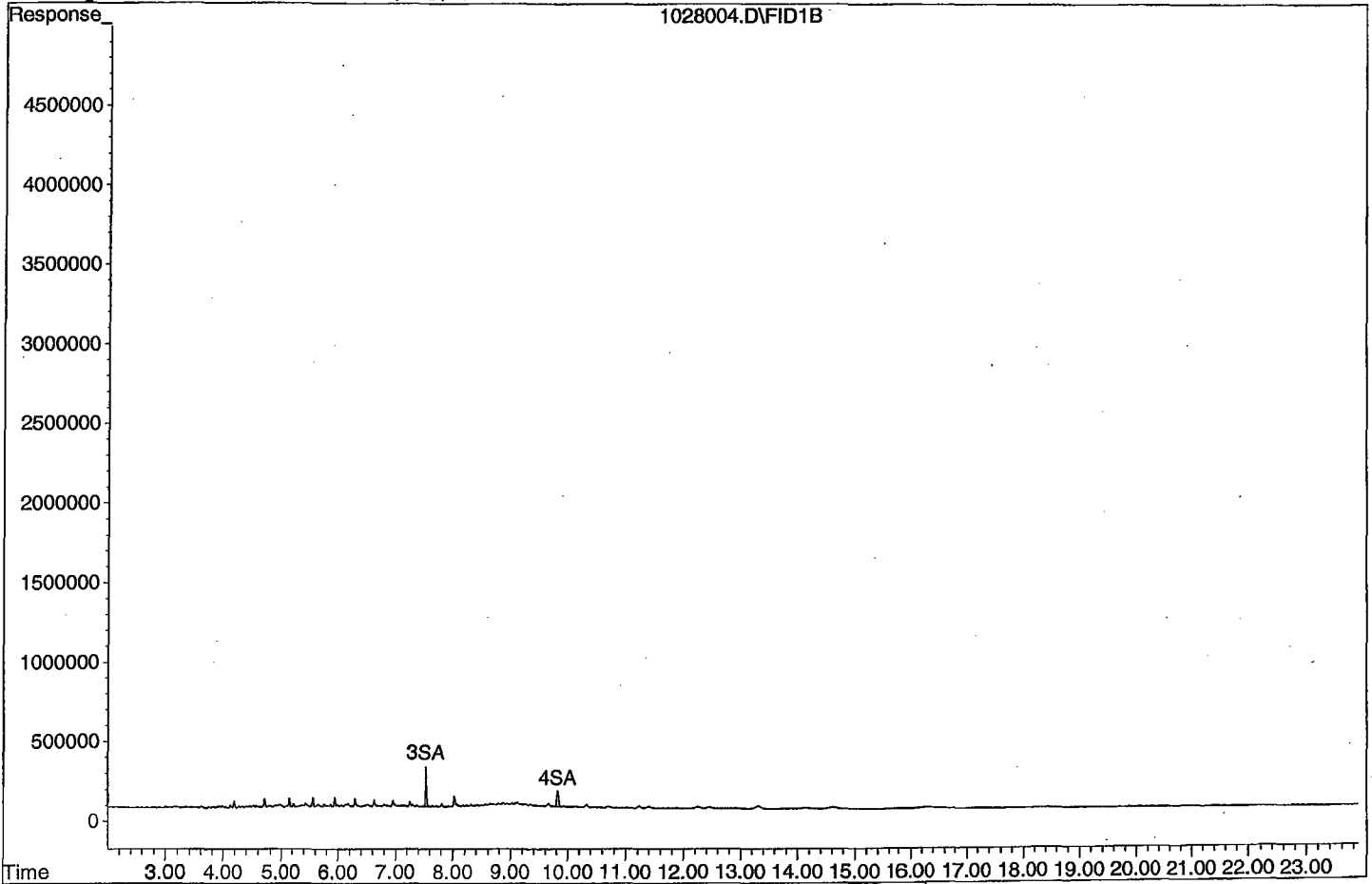
Compound	R.T.	Response	Conc Units
System Monitoring Compounds			
3) SA Ortho-Terphenyl(S)	7.53	3178668	0.508 ppb
Surrogate Spike 30.000		Recovery =	1.69%
4) SA Octacosane(S)	9.82	2170507	0.480 ppb
Surrogate Spike 30.000		Recovery =	1.60%
Target Compounds			
1) HATM Diesel (C10-C24)	6.49	48131263	9.562 ppb
2) HBTM Motor Oil (C24-C40)	14.96	65214303	9.152 ppb

Target Compounds

Quantitation Report

Data File: G:\APOLLO\DATA\211028\1028004.D

Sample : DMO STD 2 10/28/21



Data File : G:\APOLLO\DATA\211028\1028005.D Vial: 5  
 Acq On : 10-28-21 10:15:13 Operator: KA  
 Sample : DMO STD 3 10/28/21 Inst : Apollo  
 Misc : water Multiplr: 1.00  
 IntFile : events.e  
 Quant Time: Oct 28 15:39 2021 Quant Results File: DOC1028.RES

Method : G:\APOLLO\DATA\211028\DOC1028.M (Chemstation Integrator)  
 Title : 8015 B&C  
 Last Update : Thu Oct 28 15:39:11 2021  
 Response via : Multiple Level Calibration

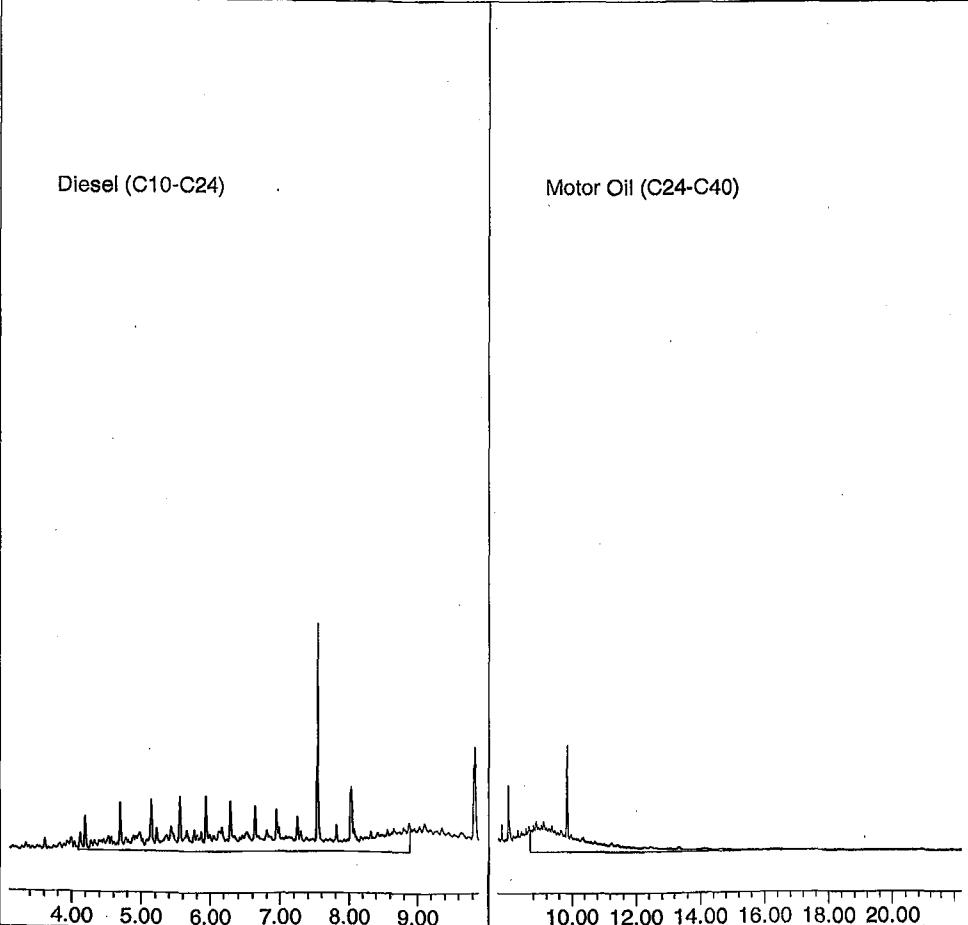
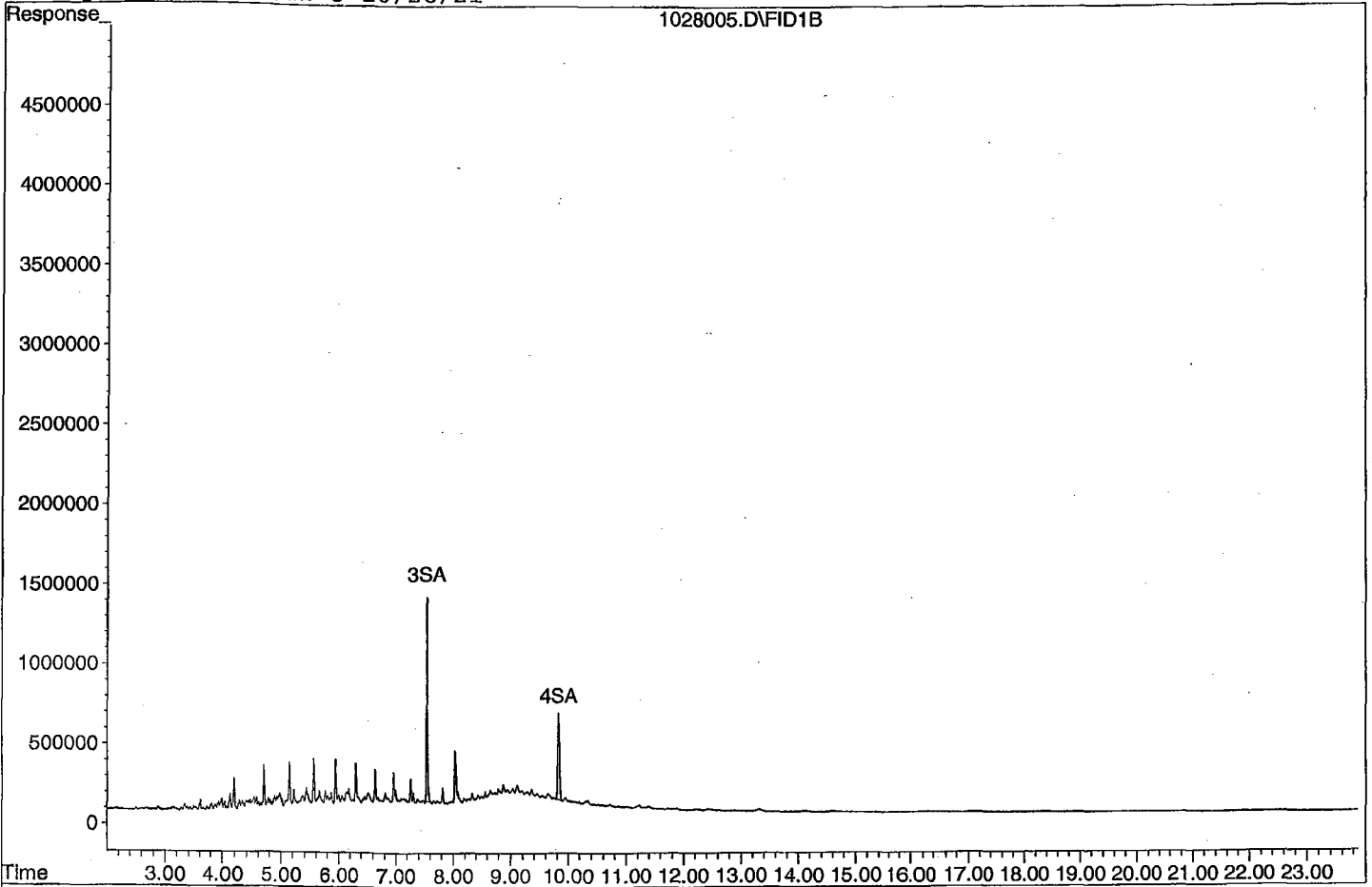
Volume Inj. : 2UL  
 Signal Phase : DB-5  
 Signal Info : FID02A

Compound	R.T.	Response	Conc Units
System Monitoring Compounds			
3) SA Ortho-Terphenyl(S)	7.53	15599382	2.494 ppb
Surrogate Spike 30.000		Recovery =	8.31%
4) SA Octacosane(S)	9.82	11432050	2.528 ppb
Surrogate Spike 30.000		Recovery =	8.43%
Target Compounds			
1) HATM Diesel (C10-C24)	6.49	251787231	50.024 ppb
2) HBTM Motor Oil (C24-C40)	14.96	206586322	50.832 ppb

Target Compounds

Quantitation Report

Data File: G:\APOLLO\DATA\211028\1028005.D  
Sample : DMO STD 3 10/28/21



Data File : G:\APOLLO\DATA\211028\1028006.D Vial: 6  
 Acq On : 10-28-21 10:43:31 Operator: KA  
 Sample : DMO STD 4 10/28/21 Inst : Apollo  
 Misc : water Multiplr: 1.00  
 IntFile : events.e  
 Quant Time: Oct 28 15:39 2021 Quant Results File: DOC1028.RES

Method : G:\APOLLO\DATA\211028\DOC1028.M (Chemstation Integrator)  
 Title : 8015 B&C  
 Last Update : Thu Oct 28 15:39:11 2021  
 Response via : Multiple Level Calibration

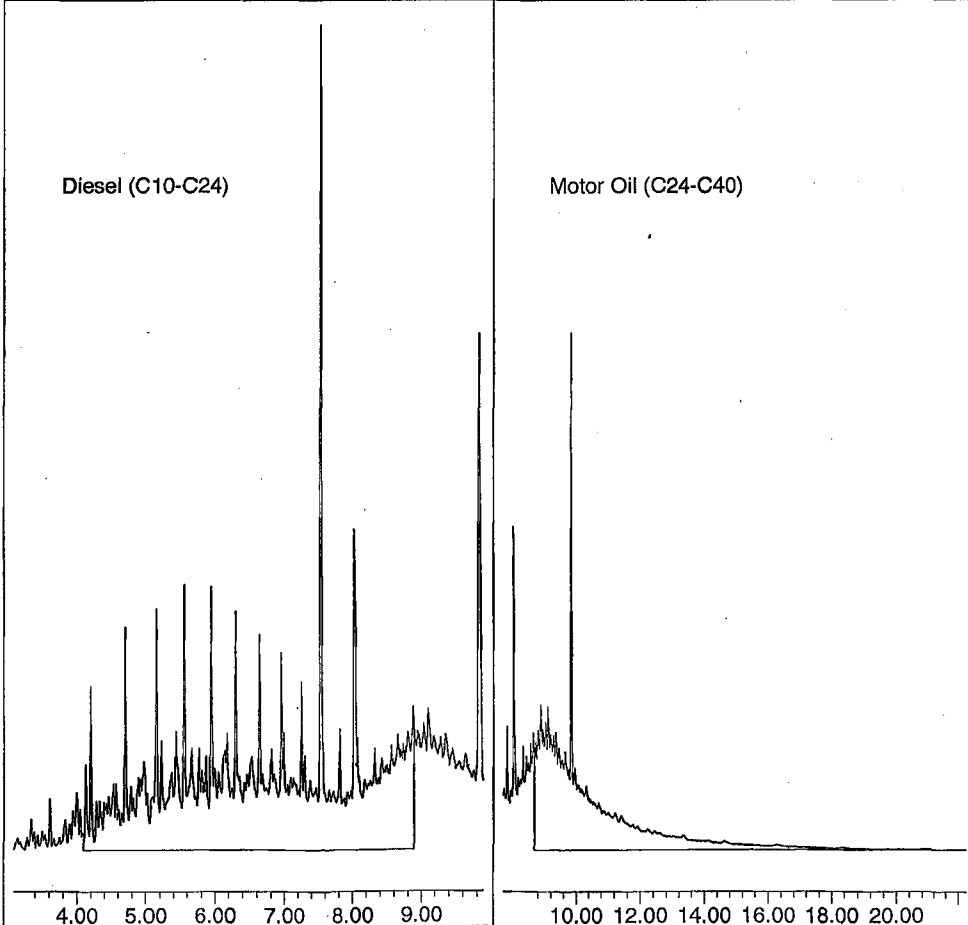
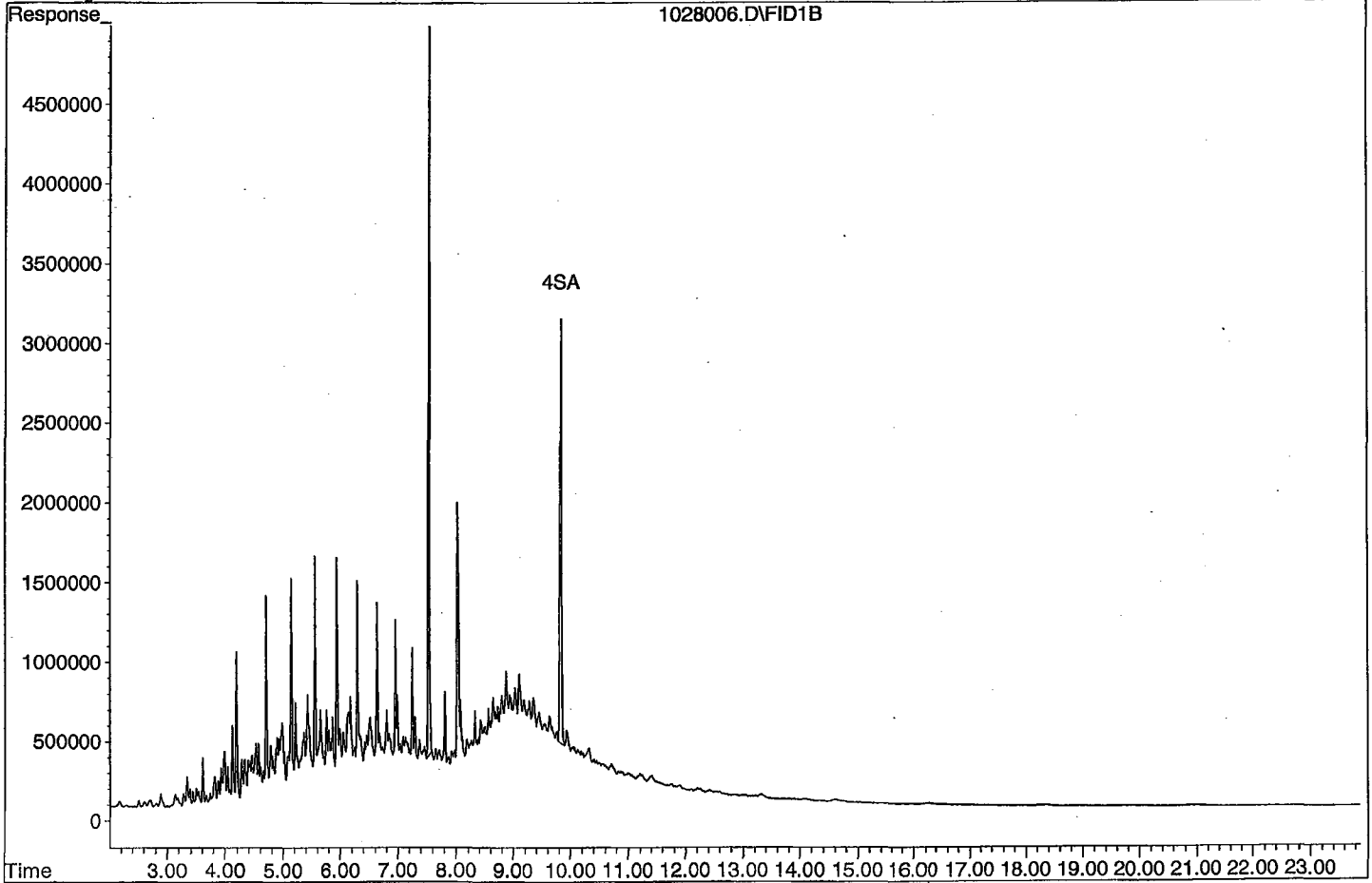
Volume Inj. : 2UL  
 Signal Phase : DB-5  
 Signal Info : FID02A

Compound	R.T.	Response	Conc Units
System Monitoring Compounds			
3) SA Ortho-Terphenyl(S)	7.53	75891940	12.133 ppb
Surrogate Spike 30.000		Recovery =	40.44%
4) SA Octacosane(S)	9.82	56888797	12.578 ppb
Surrogate Spike 30.000		Recovery =	41.93%
Target Compounds			
1) HATM Diesel (C10-C24)	6.49	1209470396	240.292 ppb
2) HBTM Motor Oil (C24-C40)	14.96	912296132	258.892 ppb
Target Compounds			

Quantitation Report

Data File: G:\APOLLO\DATA\211028\1028006.D

Sample : DMO STD 4 10/28/21



Data File : G:\APOLLO\DATA\211028\1028007.D Vial: 7  
 Acq On : 10-28-21 11:11:42 Operator: KA  
 Sample : DMO STD 5 10/28/21 Inst : Apollo  
 Misc : water Multiplr: 1.00  
 IntFile : events.e  
 Quant Time: Oct 28 15:39 2021 Quant Results File: DOC1028.RES

Method : G:\APOLLO\DATA\211028\DOC1028.M (Chemstation Integrator)  
 Title : 8015 B&C  
 Last Update : Thu Oct 28 15:39:11 2021  
 Response via : Multiple Level Calibration

Volume Inj. : 2UL  
 Signal Phase : DB-5  
 Signal Info : FID02A

Compound	R.T.	Response	Conc Units
System Monitoring Compounds			
3) SA Ortho-Terphenyl(S)	7.54	292696553	46.794 ppb
Surrogate Spike 30.000		Recovery =	155.98%
4) SA Octacosane(S)	9.83	217041298	47.988 ppb
Surrogate Spike 30.000		Recovery =	159.96%
Target Compounds			
1) HATM Diesel (C10-C24)	6.49	4675985227	929.003 ppb
2) HBTM Motor Oil (C24-C40)	14.96	3391967397	989.959 ppb

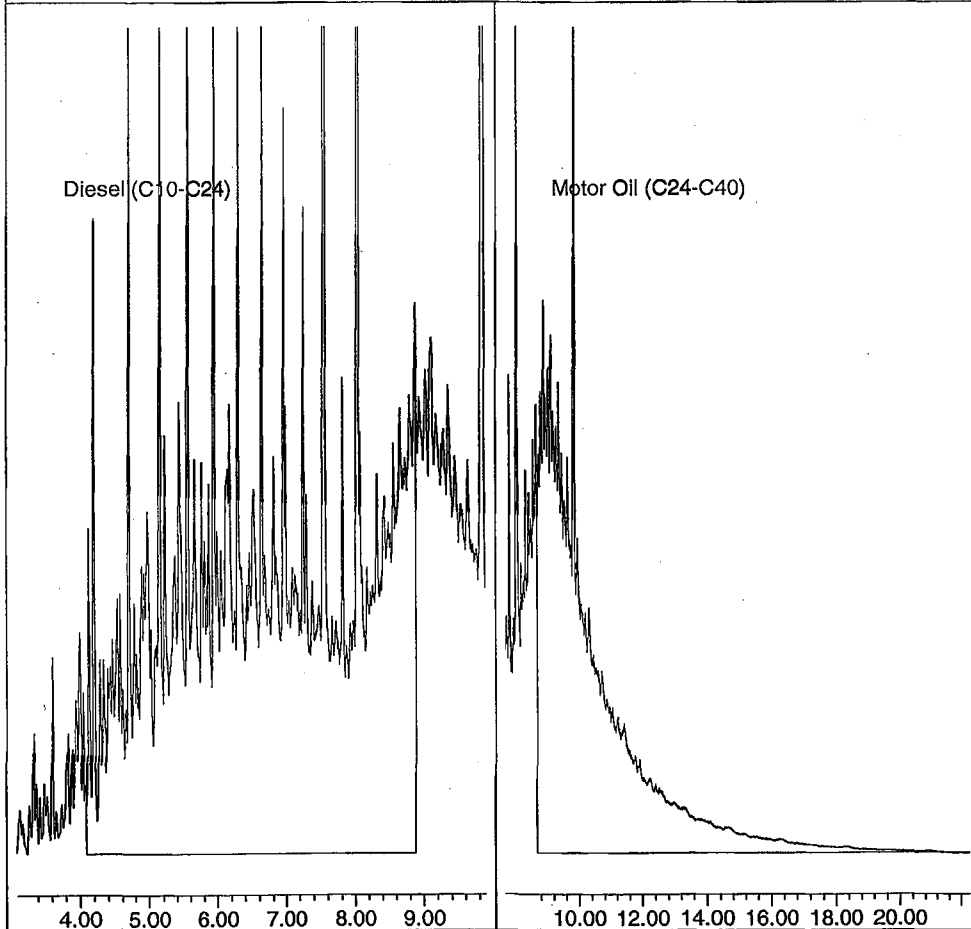
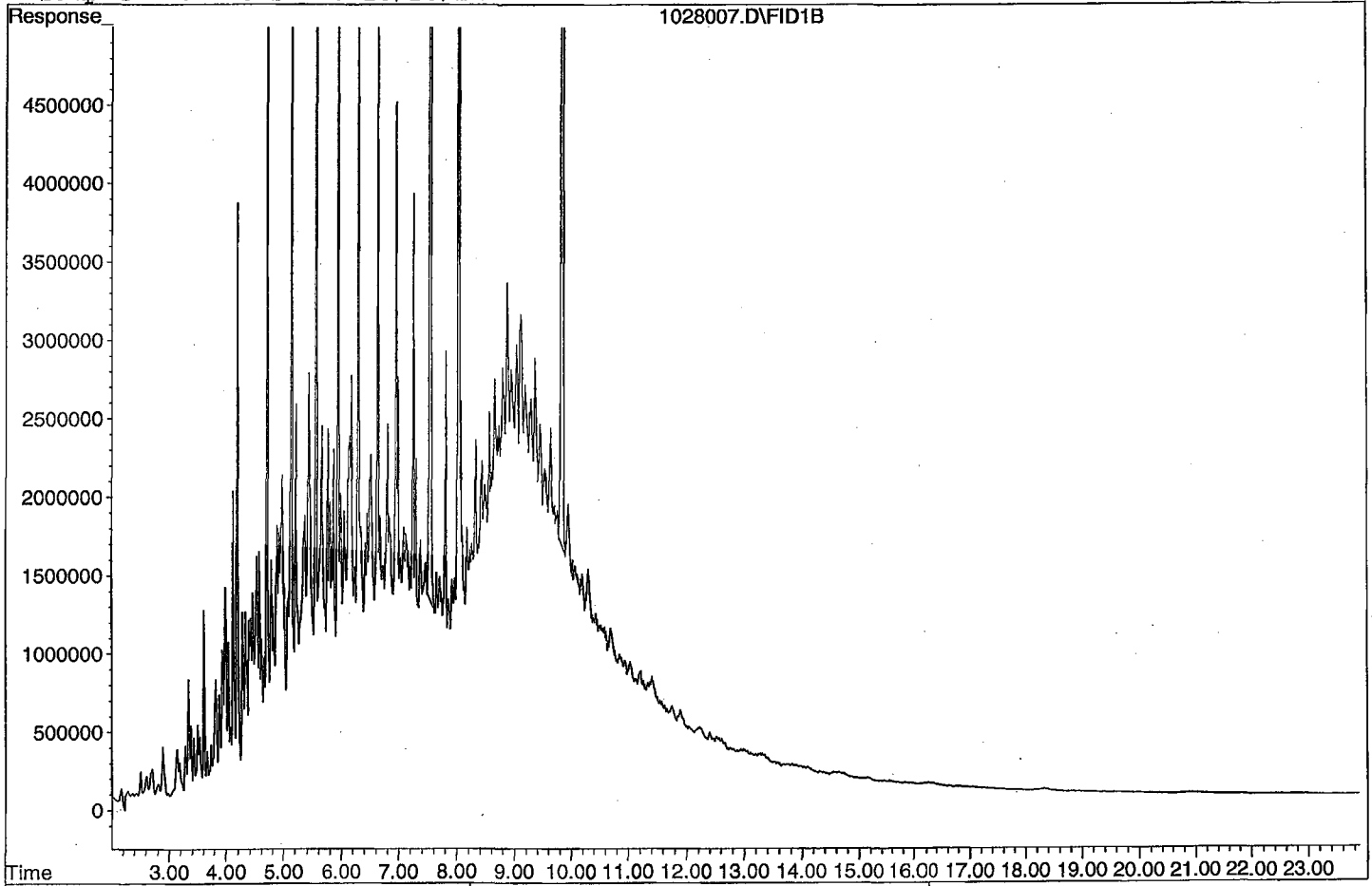
Target Compounds



Quantitation Report

Data File: G:\APOLLO\DATA\211028\1028007.D

Sample : DMO STD 5 10/28/21



Data File : G:\APOLLO\DATA\211028\1028008.D Vial: 8  
 Acq On : 10-28-21 11:39:55 Operator: KA  
 Sample : DMO STD 6 10/28/21 Inst : Apollo  
 Misc : water Multiplr: 1.00  
 IntFile : events.e  
 Quant Time: Oct 28 15:39 2021 Quant Results File: DOC1028.RES

Method : G:\APOLLO\DATA\211028\DOC1028.M (Chemstation Integrator)  
 Title : 8015 B&C  
 Last Update : Thu Oct 28 15:39:11 2021  
 Response via : Multiple Level Calibration

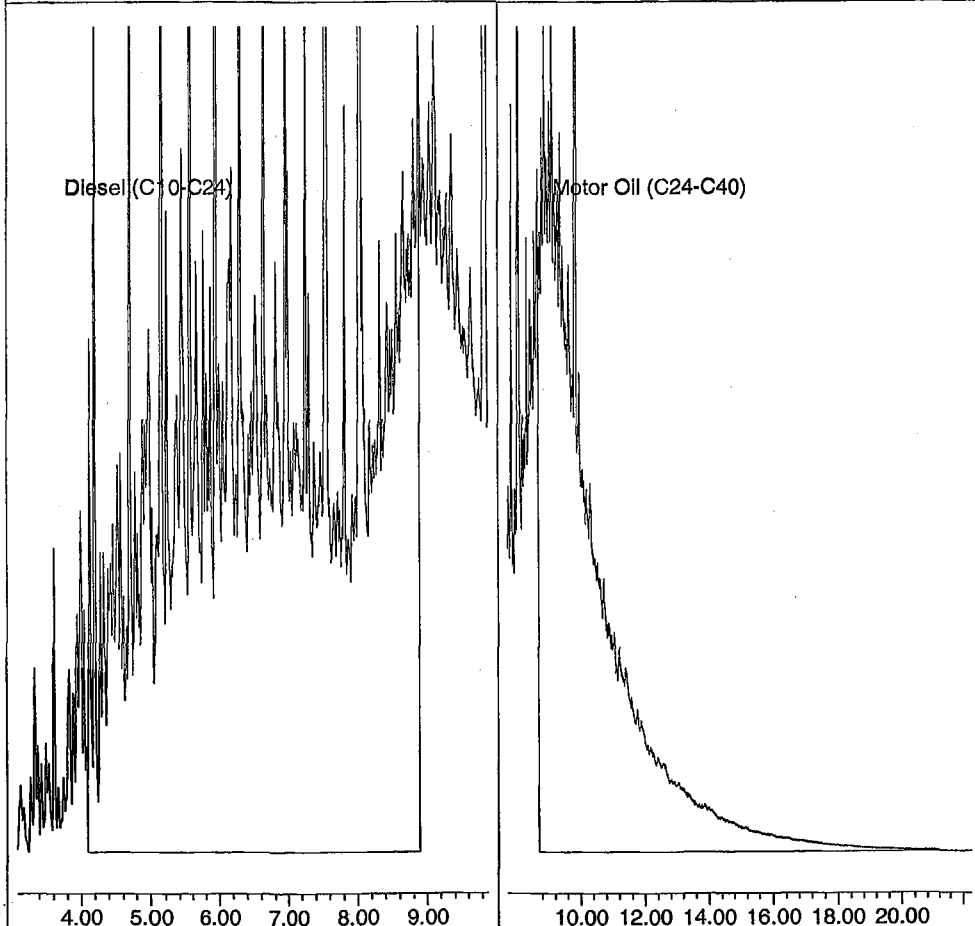
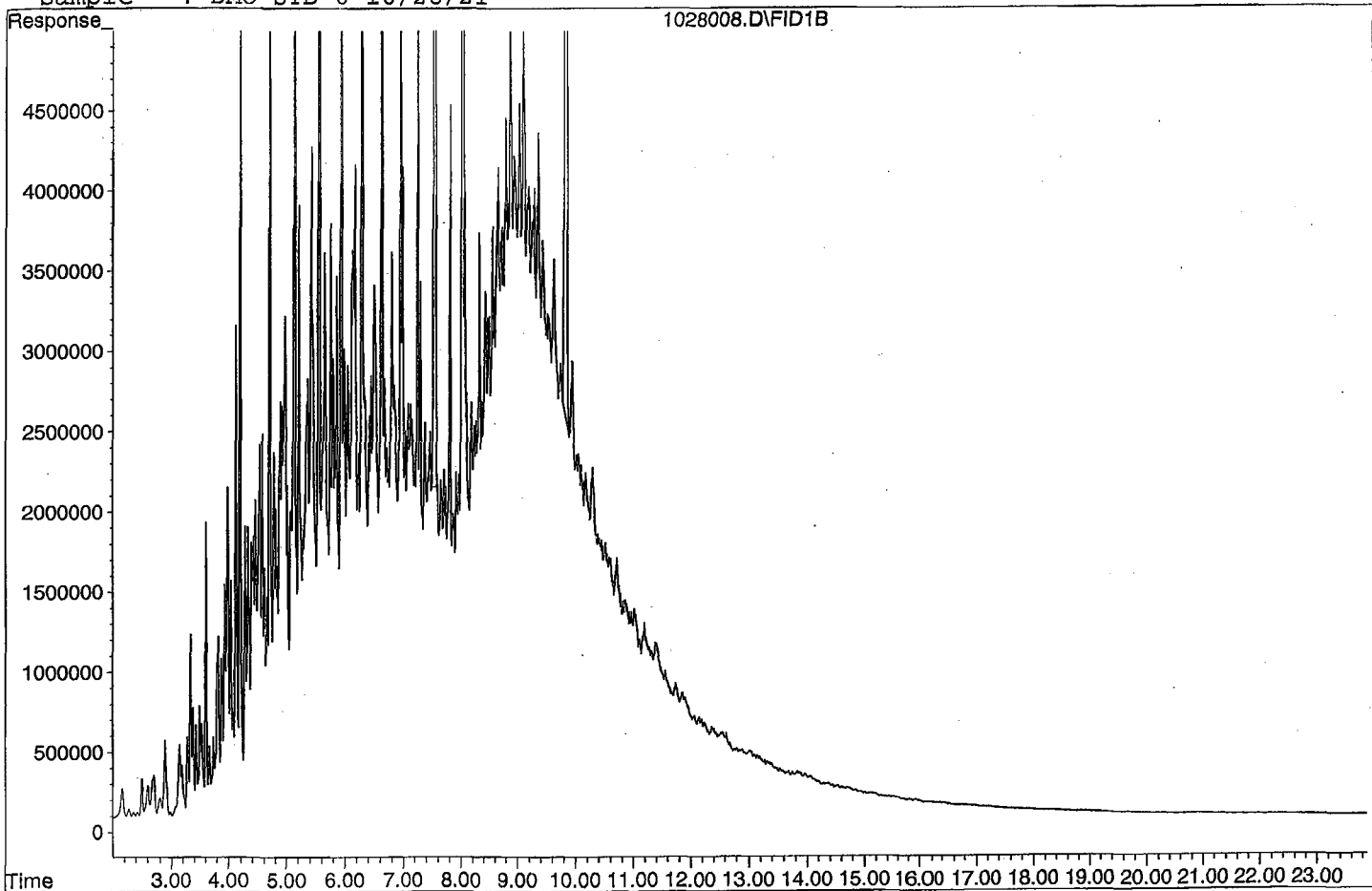
Volume Inj. : 2UL  
 Signal Phase : DB-5  
 Signal Info : FID02A

Compound	R.T.	Response	Conc Units
-----			
System Monitoring Compounds			
3) SA Ortho-Terphenyl(S)	7.54	435798382	69.672 ppb
Surrogate Spike 30.000		Recovery =	232.24%
4) SA Octacosane(S)	9.84	325688048	72.009 ppb
Surrogate Spike 30.000		Recovery =	240.03%
Target Compounds			
1) HATM Diesel (C10-C24)	6.49	7163144090	1423.140 ppb
2) HBTM Motor Oil (C24-C40)	14.96	5028351305	1472.405 ppb

Target Compounds

Quantitation Report

Data File: G:\APOLLO\DATA\211028\1028008.D  
Sample : DMO STD 6 10/28/21



Data File : G:\APOLLO\DATA\211028\1028009.D Vial: 9  
 Acq On : 10-28-21 12:08:10 Operator: KA  
 Sample : DMO STD 7 10/28/21 Inst : Apollo  
 Misc : water Multiplr: 1.00  
 IntFile : events.e  
 Quant Time: Oct 28 15:39 2021 Quant Results File: DOC1028.RES

Method : G:\APOLLO\DATA\211028\DOC1028.M (Chemstation Integrator)  
 Title : 8015 B&C  
 Last Update : Thu Oct 28 15:39:11 2021  
 Response via : Multiple Level Calibration

Volume Inj. : 2UL  
 Signal Phase : DB-5  
 Signal Info : FID02A

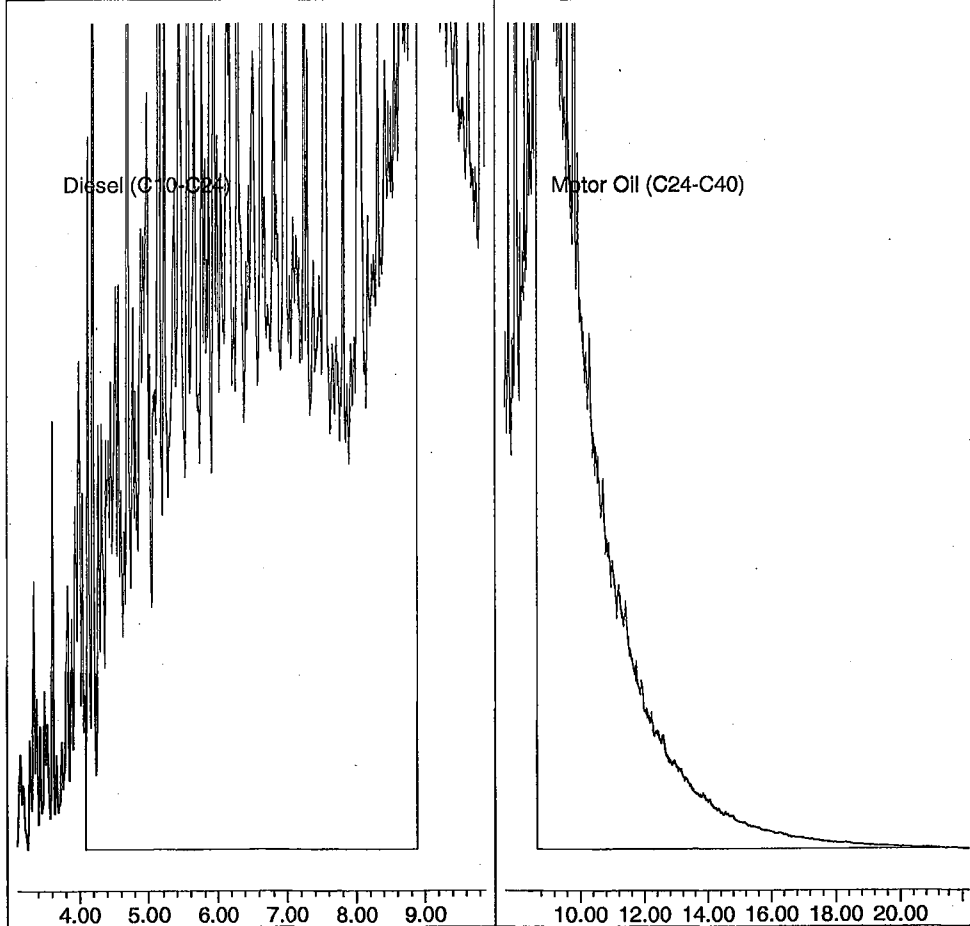
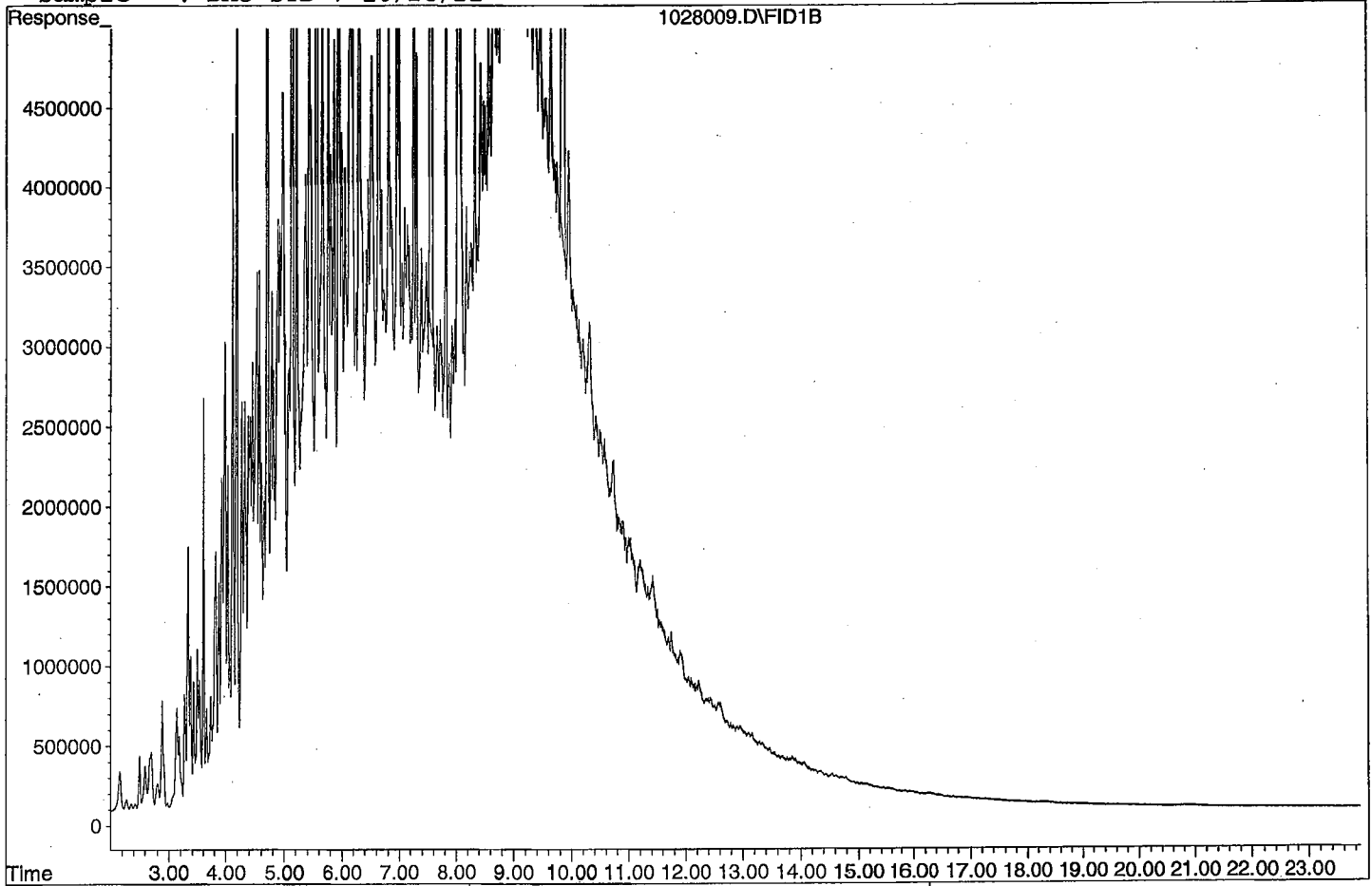
Compound	R.T.	Response	Conc Units
System Monitoring Compounds			
3) SA Ortho-Terphenyl(S)	7.54	617758709	98.762 ppb
Surrogate Spike 30.000		Recovery =	329.21%
4) SA Octacosane(S)	9.85	457331573	101.116 ppb
Surrogate Spike 30.000		Recovery =	337.05%
Target Compounds			
1) HATM Diesel (C10-C24)	6.49	10255165539	2037.448 ppb
2) HBTM Motor Oil (C24-C40)	14.96	6914631831	2028.526 ppb

Target Compounds

Quantitation Report

Data File: G:\APOLLO\DATA\211028\1028009.D

Sample : DMO STD 7 10/28/21



TPH Extractables  
DOC1028

Form 7

Second Source Calibration

Lab Name: APPL, Inc.  
Case No: \_\_\_\_\_  
Matrix: Water

SDG No: \_\_\_\_\_  
Date Analyzed: 10/28/2021  
Instrument: Apollo  
Initial Cal. Date: 10/28/2021  
Data File: 1028010.D

		Compound	MEAN	CCRF	%D	%Drift	
1	HATM	Diesel (C10-C24)	2516670	2266400	9.9	HATM	
2	HBTM	Motor Oil (C24-C40)	2492040	1663520	33	HBTML	5.9
3							
4							
5							
6							
7							
8							
9							
10							
11							
12							
13							
14							
15							
16							
17							
18							
19							
20							
21							
22							
23							
24							
25							
26							
27							
28							
29							
30							
31							
32							
33							
34							
35							
36							
37							
38							
39							
40		Average			21.5		

Quantitation Report (Not Reviewed)

Data File : G:\APOLLO\DATA\211028\1028010.D Vial: 10  
 Acq On : 10-28-21 12:36:26 Operator: KA  
 Sample : DMO Second Source 10/28/21 Inst : Apollo  
 Misc : water Multiplr: 1.00  
 IntFile : events.e  
 Quant Time: Oct 28 15:39 2021 Quant Results File: DOC1028.RES

Method : G:\APOLLO\DATA\211028\DOC1028.M (Chemstation Integrator)  
 Title : 8015 B&C  
 Last Update : Thu Oct 28 15:39:11 2021  
 Response via : Multiple Level Calibration

Volume Inj. : 2UL  
 Signal Phase : DB-5  
 Signal Info : FID02A


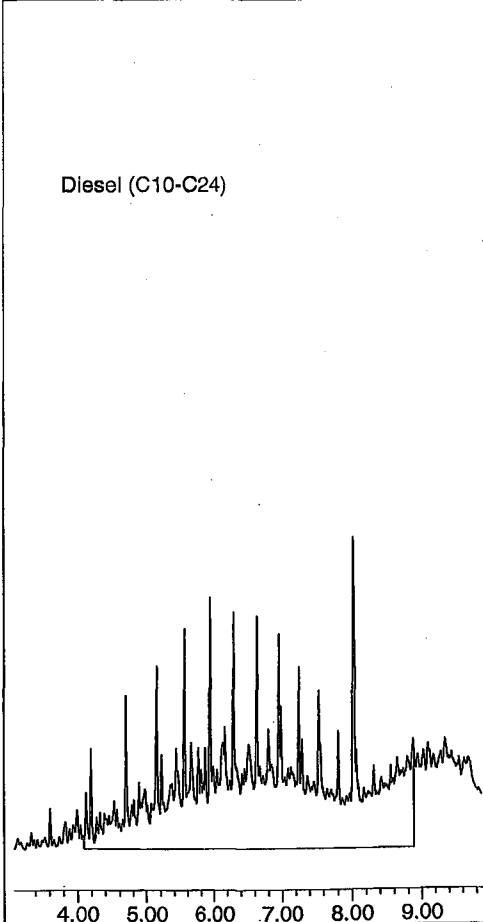
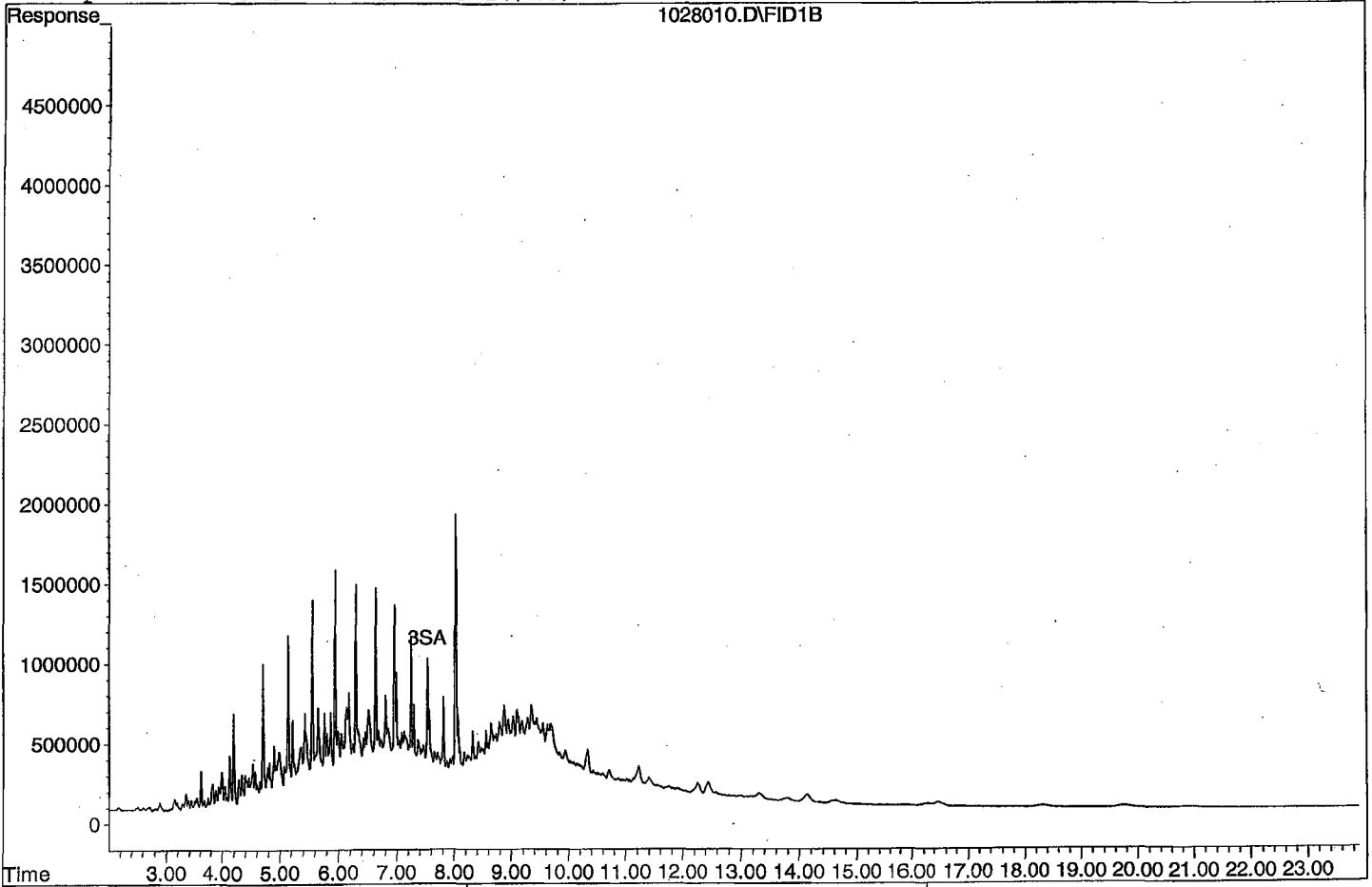
Compound	R.T.	Response	Conc Units
System Monitoring Compounds			
3) SA Ortho-Terphenyl(S)	7.53	4250105	0.679 ppb
Surrogate Spike 30.000		Recovery =	2.26%
4) SA Octacosane(S)	9.83	-3553	N.D. ppb
Surrogate Spike 30.000		Recovery =	0.00%
Target Compounds			
1) HATM Diesel (C10-C24)	6.49	1133202337	225.139 ppb
2) HBTM Motor Oil (C24-C40)	14.96	831758038	235.148 ppb

Target Compounds

Quantitation Report

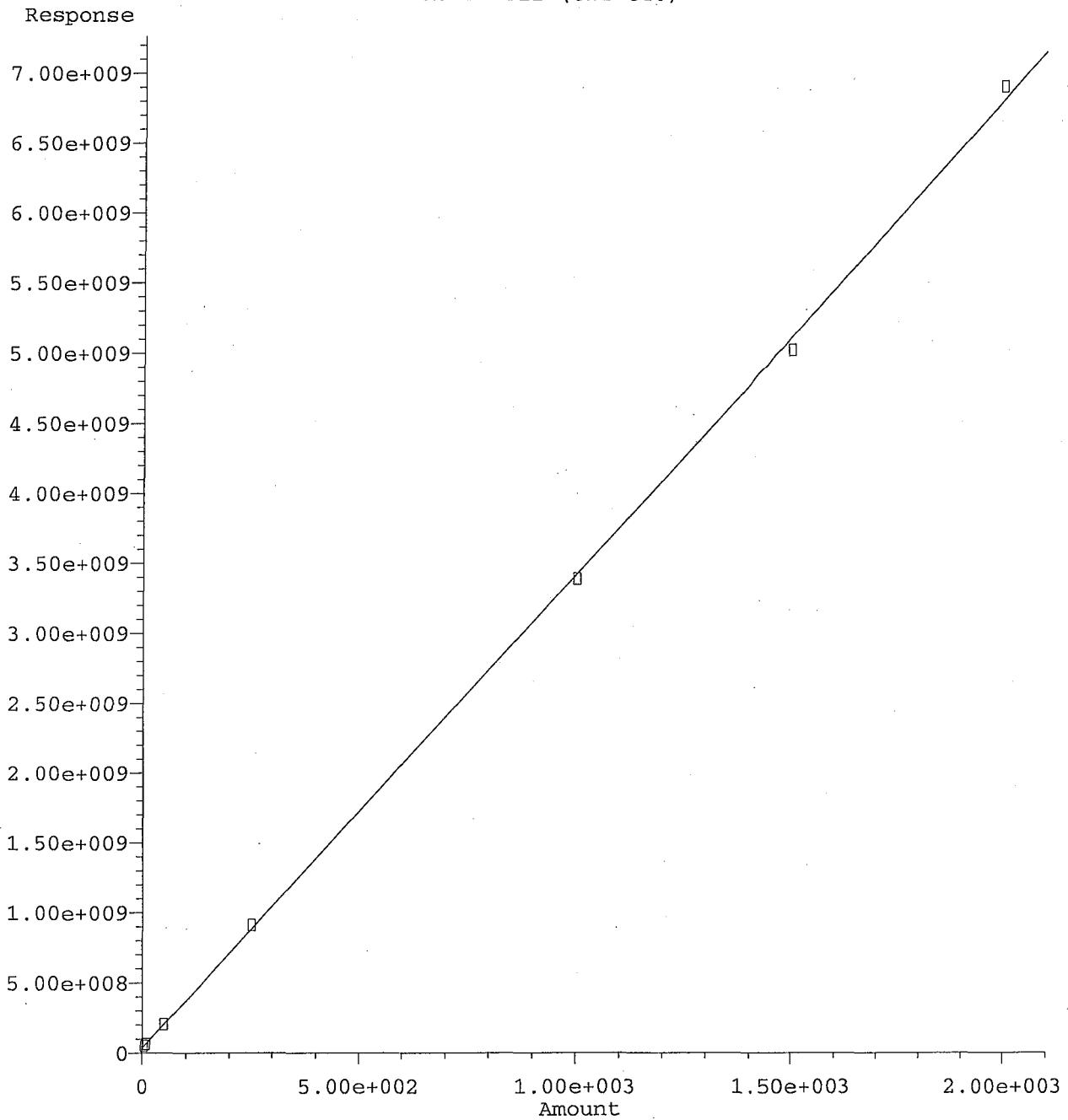
Data File: G:\APOLLO\DATA\211028\1028010.D

Sample : DMO Second Source 10/28/21





Motor Oil (C24-C40)



Response =  $3.39e+006 * Amt + 3.42e+007$   
Coef of Det ( $r^2$ ) = 1.000 Curve Fit: wlr(1/a)

Method Name: G:\APOLLO\DATA\211028\DOC1028.M  
Calibration Table Last Updated: Thu Oct 28 15:37:06 2021

TPH Extractables  
DEC0911

Form 6  
Initial Calibration

Lab Name: APPL, Inc.

SDG No: \_\_\_\_\_

Case No: \_\_\_\_\_

Initial Cal. Date: 9/11/2021

Matrix: Water

Instrument: Apollo

Initials: KA

911002.D    911003.D    911004.D    911005.D    911006.D    911007.D

		Compound	1	2	3	4	5	6					Avg	%RSD	Type	r <sup>2</sup>	Q
1	SC	Decanoic Acid(S)	883995	1084261	1313446	1384667	1522107	1509937					1283069	20	SC		*
2																	
3																	
4																	
5																	
6																	
7																	
8																	
9																	
10																	
11																	
12																	
13																	
14																	
15																	
16																	
17																	
18																	
19																	
20																	
21																	
22																	
23																	
24																	
25																	
26																	
27																	
28																	
29																	
30																	
31																	
32																	
33																	
34																	
35																	

0.562142

Data File : G:\APOLLO\DATA\210911\911002.D Vial: 2  
 Acq On : 9-11-21 10:22:53 Operator: KA  
 Sample : Decanoic Acid STD 1 Inst : Apollo  
 Misc : water Multiplr: 1.00  
 IntFile : events.e  
 Quant Time: Sep 13 9:30 2021 Quant Results File: DEC0911.RES

Method : G:\APOLLO\DATA\210808\DEC0911.M (Chemstation Integrator)  
 Title : 8015 B&C  
 Last Update : Mon Sep 13 09:30:16 2021  
 Response via : Multiple Level Calibration

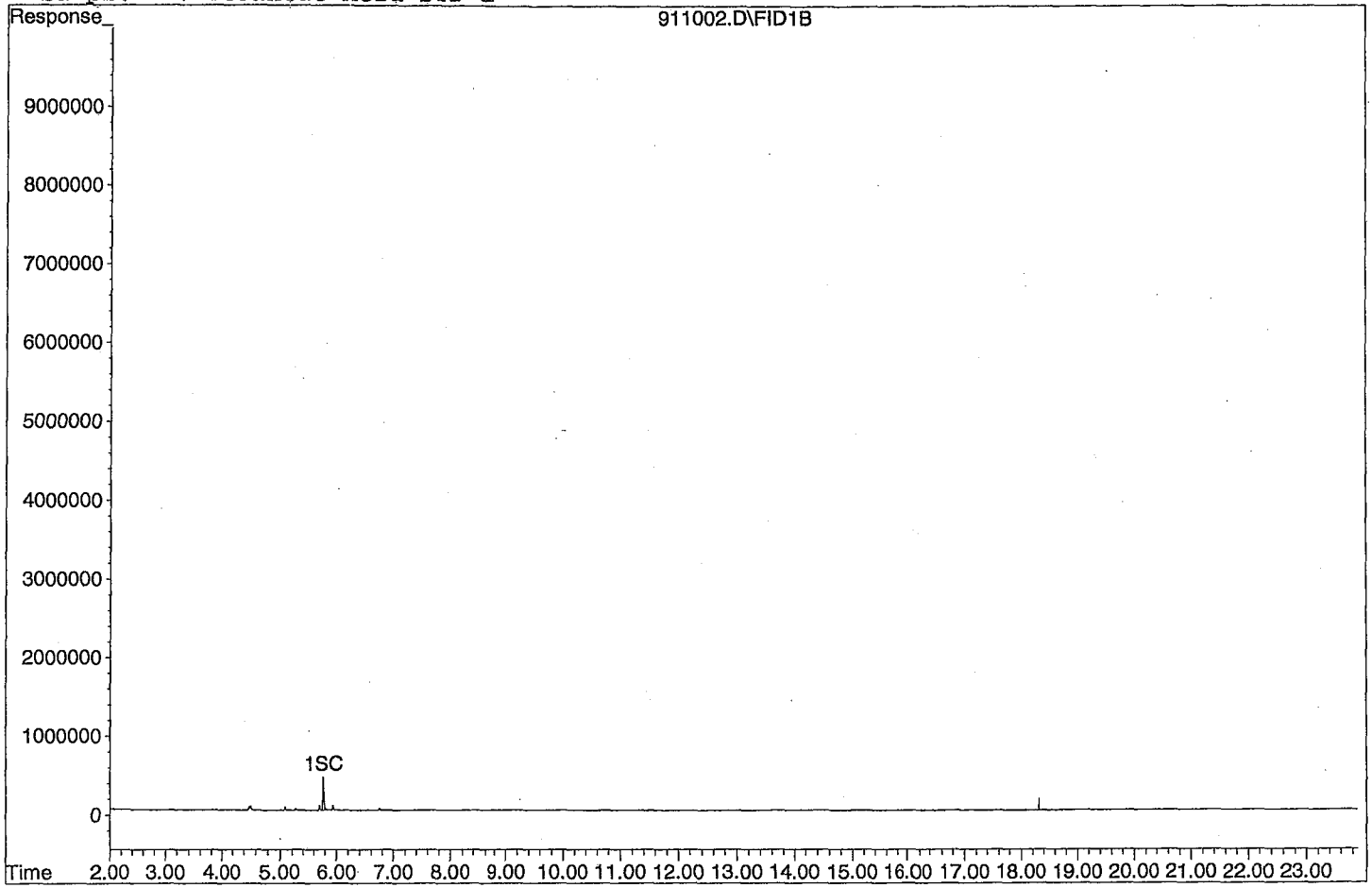
Volume Inj. : 2UL  
 Signal Phase : DB-5  
 Signal Info : FID02A

Compound	R.T.	Response	Conc Units
System Monitoring Compounds			
1) SC Decanoic Acid(S)	5.77	5303968	2.067 ppb
Surrogate Spike 24.000		Recovery =	8.61%
Target Compounds			
Target Compounds			

Quantitation Report

Data File: G:\APOLLO\DATA\210911\911002.D

Sample : Decanoic Acid STD 1



Data File : G:\APOLLO\DATA\210911\911003.D Vial: 3  
 Acq On : 9-11-21 10:51:11 Operator: KA  
 Sample : Decanoic Acid STD 2 Inst : Apollo  
 Misc : water Multiplr: 1.00  
 IntFile : events.e  
 Quant Time: Sep 23 17:12 2021 Quant Results File: DEC0911.RES

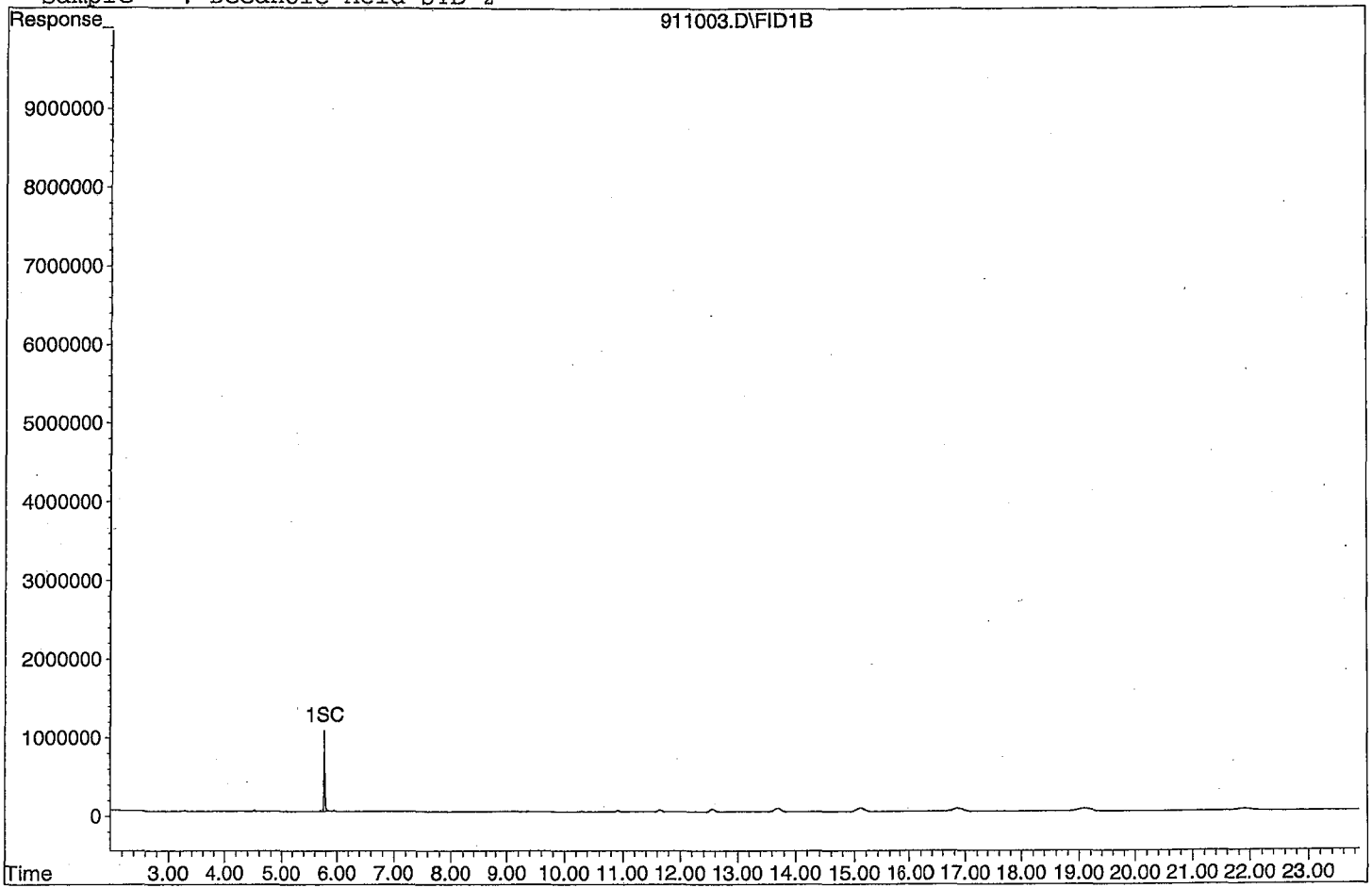
Method : G:\APOLLO\DATA\210808\DEC0911.M (Chemstation Integrator)  
 Title : 8015 B&C  
 Last Update : Mon Sep 13 09:30:16 2021  
 Response via : Multiple Level Calibration

Volume Inj. : 2UL  
 Signal Phase : DB-5  
 Signal Info : FID02A

Compound	R.T.	Response	Conc Units
System Monitoring Compounds			
1) SC Decanoic Acid(S)	5.77	13011132	5.070 ppb
Surrogate Spike 24.000		Recovery =	21.13%
Target Compounds			
Target Compounds			

Quantitation Report

Data File: G:\APOLLO\DATA\210911\911003.D  
Sample : Decanoic Acid STD 2



Quantitation Report (Not Reviewed)

Data File : G:\APOLLO\DATA\210911\911004.D Vial: 4
Acq On : 9-11-21 11:19:39 Operator: KA
Sample : Decanoic Acid STD 3 Inst : Apollo
Misc : water Multiplr: 1.00
IntFile : events.e
Quant Time: Sep 23 17:12 2021 Quant Results File: DEC0911.RES

Method : G:\APOLLO\DATA\210808\DEC0911.M (Chemstation Integrator)
Title : 8015 B&C
Last Update : Mon Sep 13 09:30:16 2021
Response via : Multiple Level Calibration

Volume Inj. : 2UL
Signal Phase : DB-5
Signal Info : FID02A

Compound R.T. Response Conc Units

System Monitoring Compounds

1) SC Decanoic Acid(S) 5.79 63045408 24.568 ppb
Surrogate Spike 24.000 Recovery = 102.37%

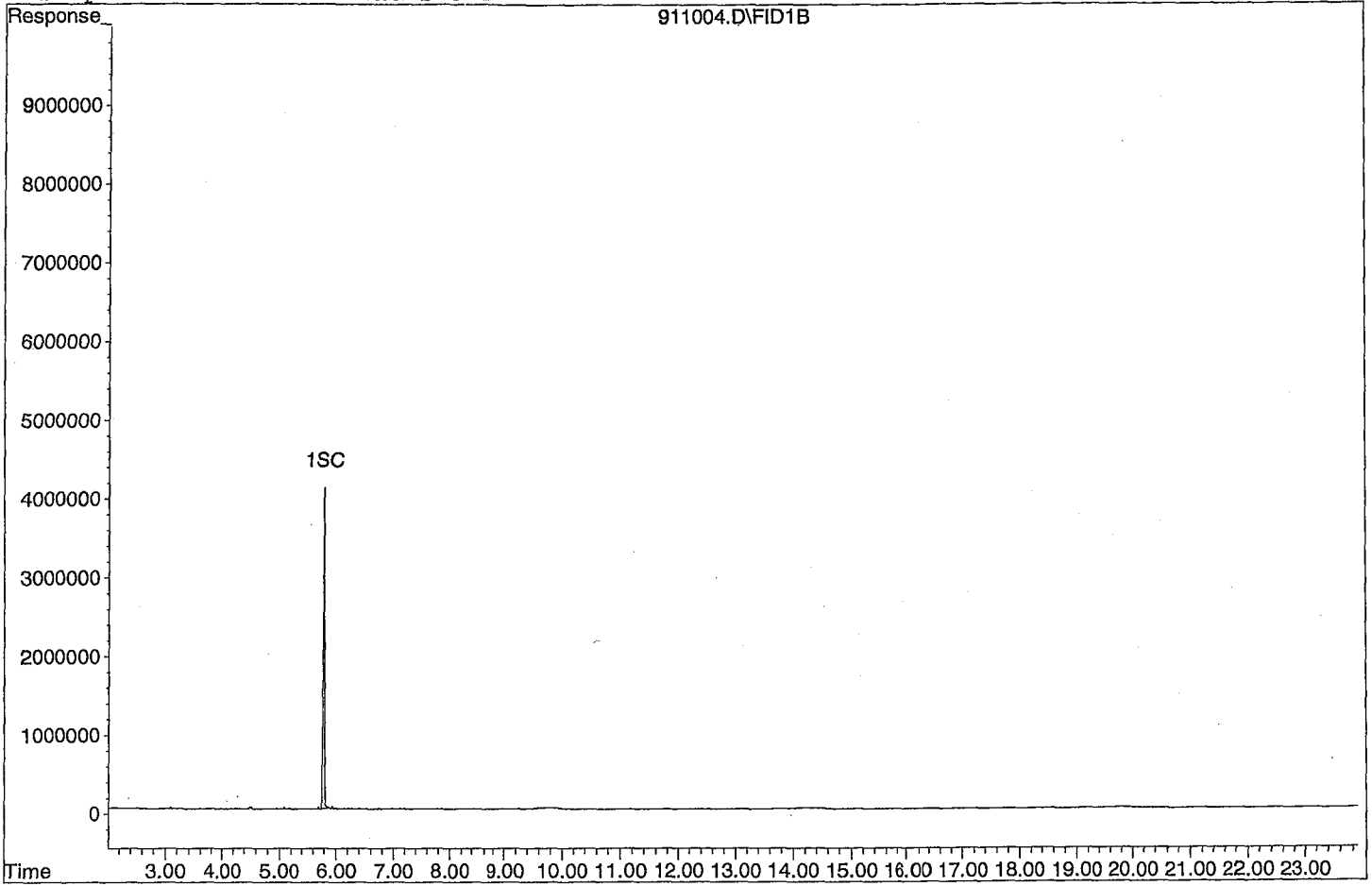
Target Compounds

Target Compounds

Quantitation Report

Data File: G:\APOLLO\DATA\210911\911004.D

Sample : Decanoic Acid STD 3





Quantitation Report (Not Reviewed)

Data File : G:\APOLLO\DATA\210911\911005.D Vial: 5  
Acq On : 9-11-21 11:48:04 Operator: KA  
Sample : Decanoic Acid STD 4 Inst : Apollo  
Misc : water Multiplr: 1.00  
IntFile : events.e  
Quant Time: Sep 23 17:12 2021 Quant Results File: DEC0911.RES

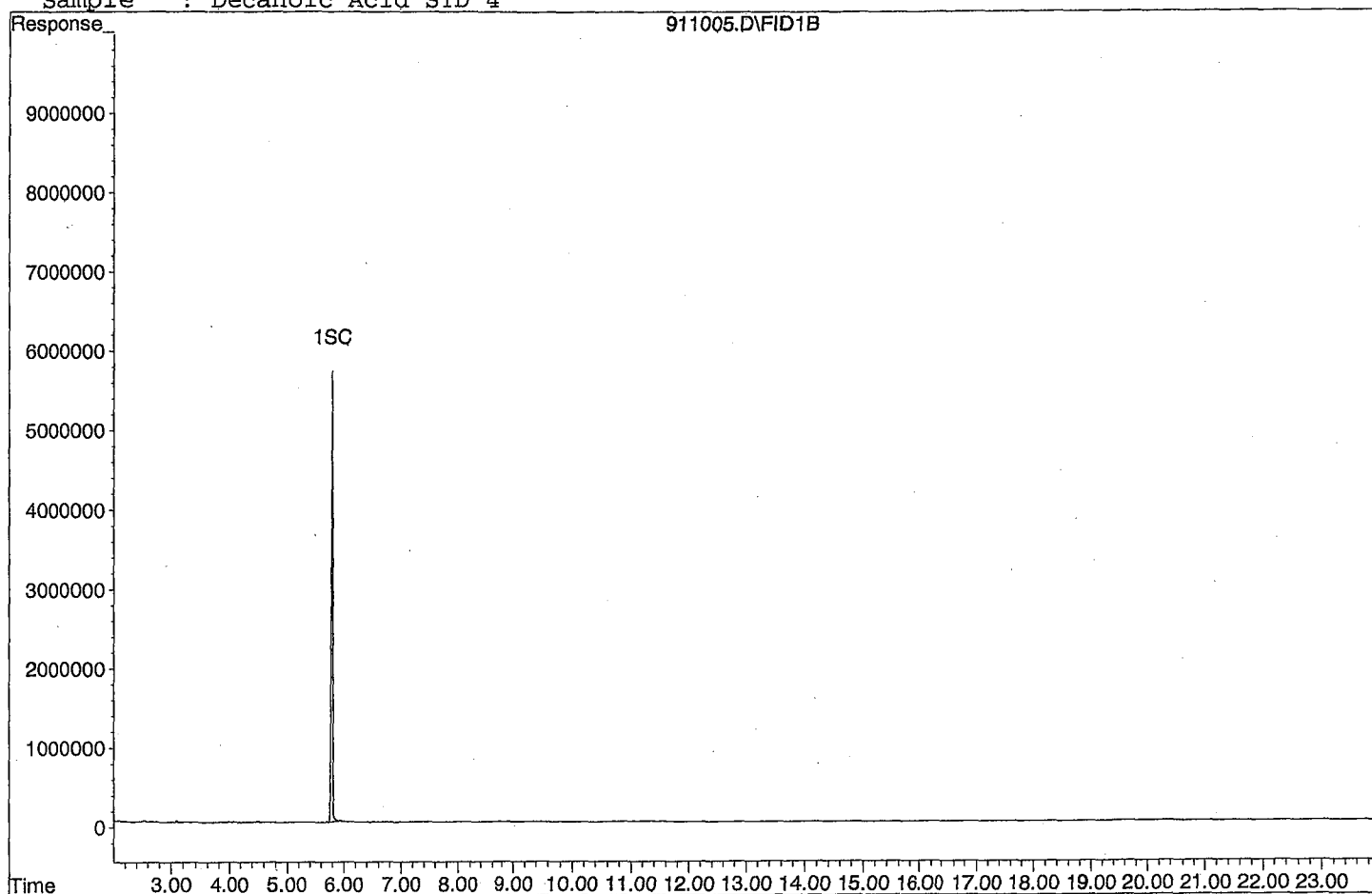
Method : G:\APOLLO\DATA\210808\DEC0911.M (Chemstation Integrator)  
Title : 8015 B&C  
Last Update : Mon Sep 13 09:30:16 2021  
Response via : Multiple Level Calibration

Volume Inj. : 2UL  
Signal Phase : DB-5  
Signal Info : FID02A

Compound	R.T.	Response	Conc Units
-----			
System Monitoring Compounds			
1) SC Decanoic Acid(S)	5.80	99696015	38.851 ppb
Surrogate Spike 24.000		Recovery =	161.88%
Target Compounds			
Target Compounds			

Quantitation Report

Data File: G:\APOLLO\DATA\210911\911005.D  
Sample : Decanoic Acid STD 4



Quantitation Report (Not Reviewed)

Data File : G:\APOLLO\DATA\210911\911006.D Vial: 6  
 Acq On : 9-11-21 12:16:37 Operator: KA  
 Sample : Decanoic Acid STD 5 Inst : Apollo  
 Misc : water Multiplr: 1.00  
 IntFile : events.e  
 Quant Time: Sep 23 17:12 2021 Quant Results File: DEC0911.RES

Method : G:\APOLLO\DATA\210808\DEC0911.M (Chemstation Integrator)  
 Title : 8015 B&C  
 Last Update : Mon Sep 13 09:30:16 2021  
 Response via : Multiple Level Calibration

Volume Inj. : 2UL  
 Signal Phase : DB-5  
 Signal Info : FID02A

Compound	R.T.	Response	Conc Units
System Monitoring Compounds			
1) SC Decanoic Acid(S)	5.81	146122260	56.942 ppb
Surrogate Spike 24.000		Recovery =	237.26%

Target Compounds

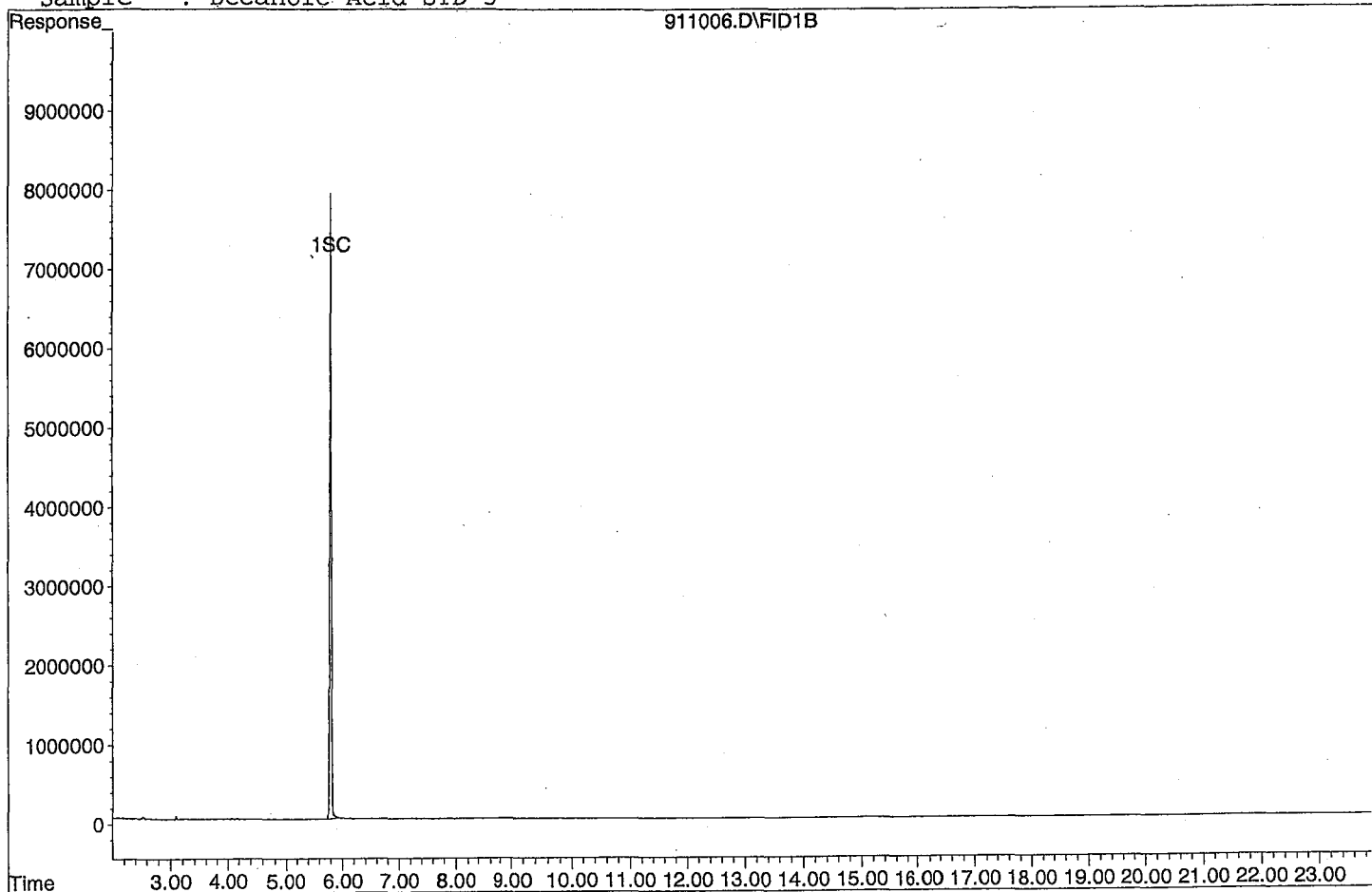
Target Compounds

Quantitation Report

Data File: G:\APOLLO\DATA\210911\911006.D

Sample : Decanoic Acid STD 5

911006.D\FID1B



Quantitation Report (Not Reviewed)

Data File : G:\APOLLO\DATA\210911\911007.D Vial: 7  
 Acq On : 9-11-21 12:45:02 Operator: KA  
 Sample : Decanoic Acid STD 6 Inst : Apollo  
 Misc : water Multiplr: 1.00  
 IntFile : events.e  
 Quant Time: Sep 23 17:12 2021 Quant Results File: DEC0911.RES

Method : G:\APOLLO\DATA\210808\DEC0911.M (Chemstation Integrator)  
 Title : 8015 B&C  
 Last Update : Mon Sep 13 09:30:16 2021  
 Response via : Multiple Level Calibration

Volume Inj. : 2UL  
 Signal Phase : DB-5  
 Signal Info : FID02A

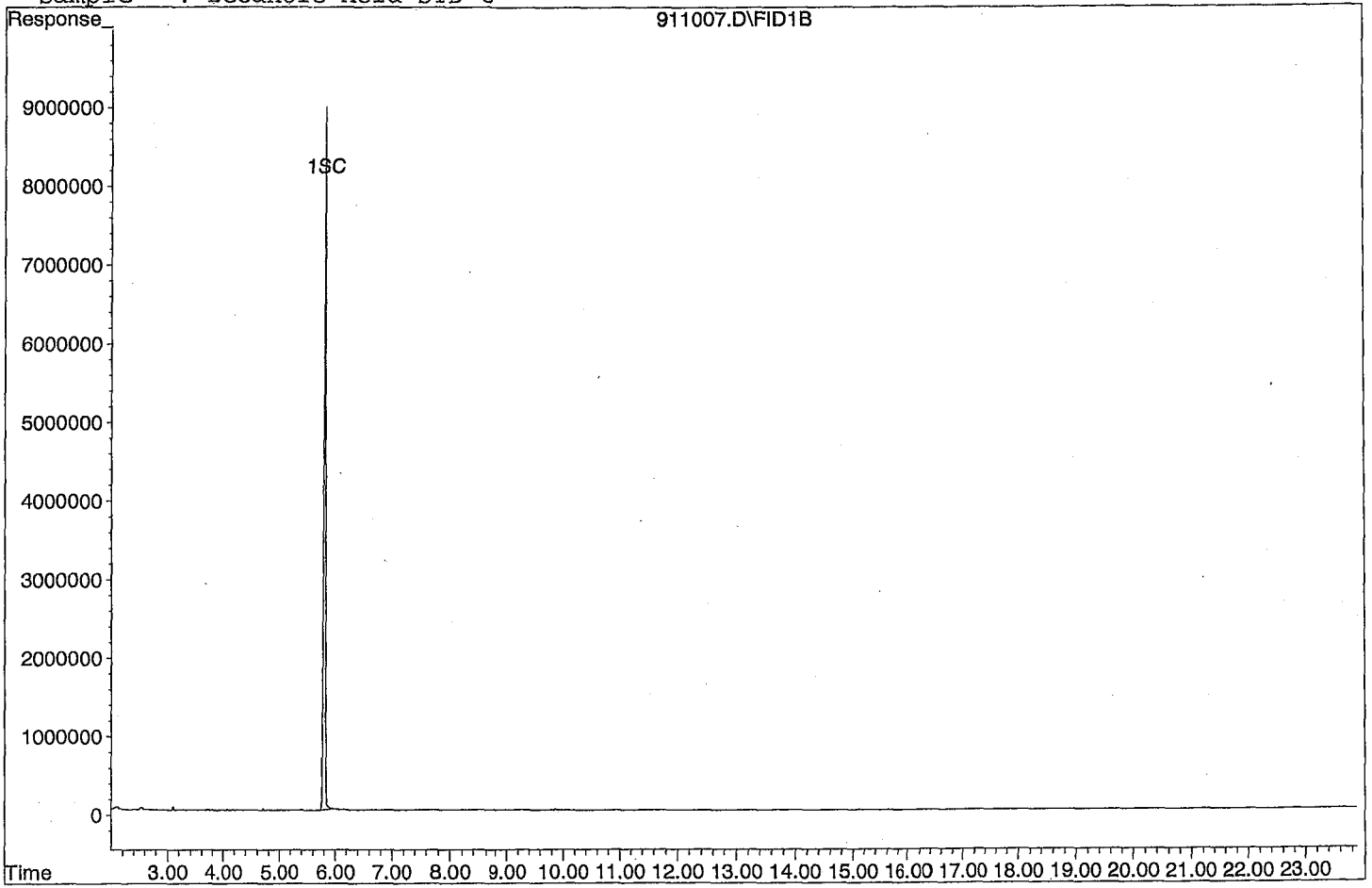
Compound	R.T.	Response	Conc Units
-----			
System Monitoring Compounds			
1) SC Decanoic Acid(S)	5.81	181192435	70.609 ppb
Surrogate Spike 24.000		Recovery =	294.20%
Target Compounds			
Target Compounds			

Quantitation Report

Data File: G:\APOLLQ\DATA\210911\911007.D

Sample : Decanoic Acid STD 6

911007.D\FID1B



TPH Extractables  
DOC1028

Form 7

Continuing Calibration

Lab Name: APPL, Inc.  
Case No: \_\_\_\_\_  
Matrix: Water

SDG No: \_\_\_\_\_  
Date Analyzed: 11/10/2021  
Instrument: Apollo  
Initial Cal. Date: 10/28/2021  
Data File: 1110003.D

	Compound	MEAN	CCRF	%D	%Drift
1	HATM Diesel (C10-C24)	2516670	2403900	4.5	HATM
2	HBTM Motor Oil (C24-C40)	2492040	1790550	28	HBTML 1.5
3	SA Ortho-Terphenyl(S)	3127510	2949230	5.7	SA
4	SA Octacosane(S)	2261430	1963880	13	SA
5					
6					
7					
8					
9					
10					
11					
12					
13					
14					
15					
16					
17					
18					
19					
20					
21					
22					
23					
24					
25					
26					
27					
28					
29					
30					
31					
32					
33					
34					
35					
36					
37					
38					
39					
40	Average			12.8	

Quantitation Report (Not Reviewed)

Data File : G:\APOLLO\DATA\211110\1110003.D Vial: 3  
 Acq On : 11-10-21 11:19:04 Operator: KA  
 Sample : DMO LVL 4 CCV 10/27/21 Inst : Apollo  
 Misc : water Multiplr: 1.00  
 IntFile : events.e  
 Quant Time: Nov 10 16:11 2021 Quant Results File: DOC1028.RES

Method : G:\APOLLO\DATA\211028\DOC1028.M (Chemstation Integrator)  
 Title : 8015 B&C  
 Last Update : Fri Nov 12 17:55:30 2021  
 Response via : Multiple Level Calibration

Volume Inj. : 2UL  
 Signal Phase : DB-5  
 Signal Info : FID02A

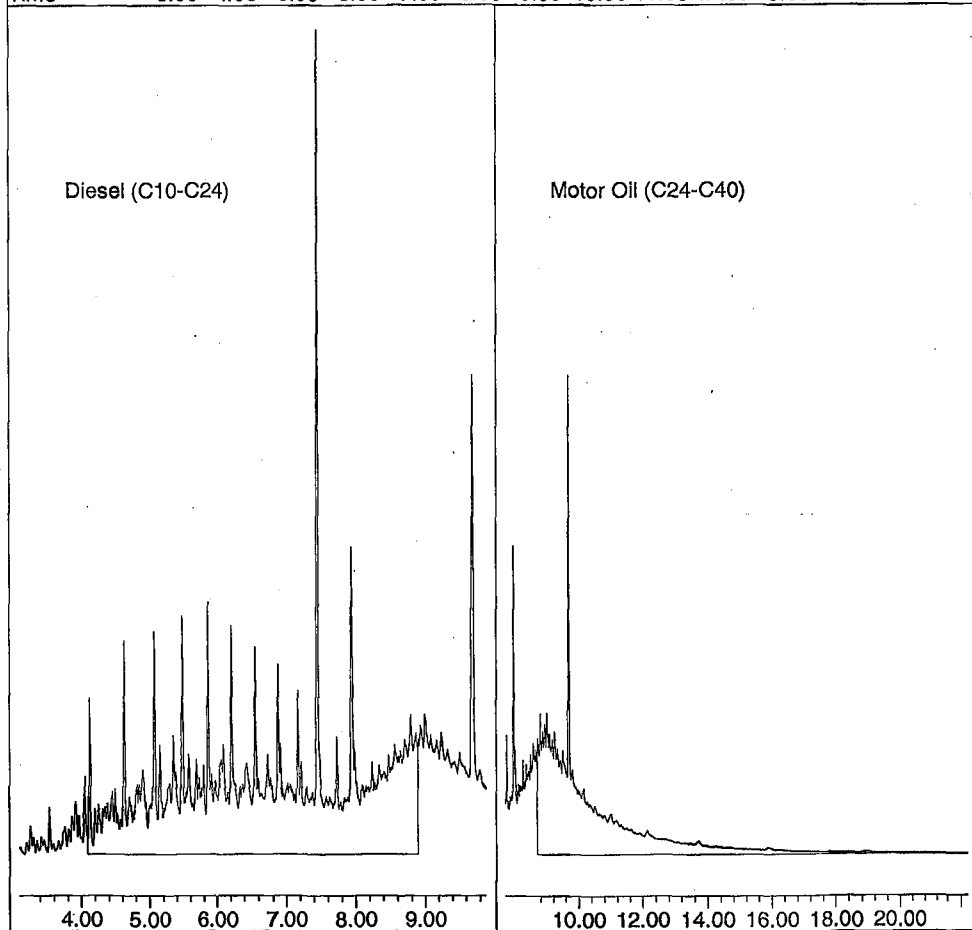
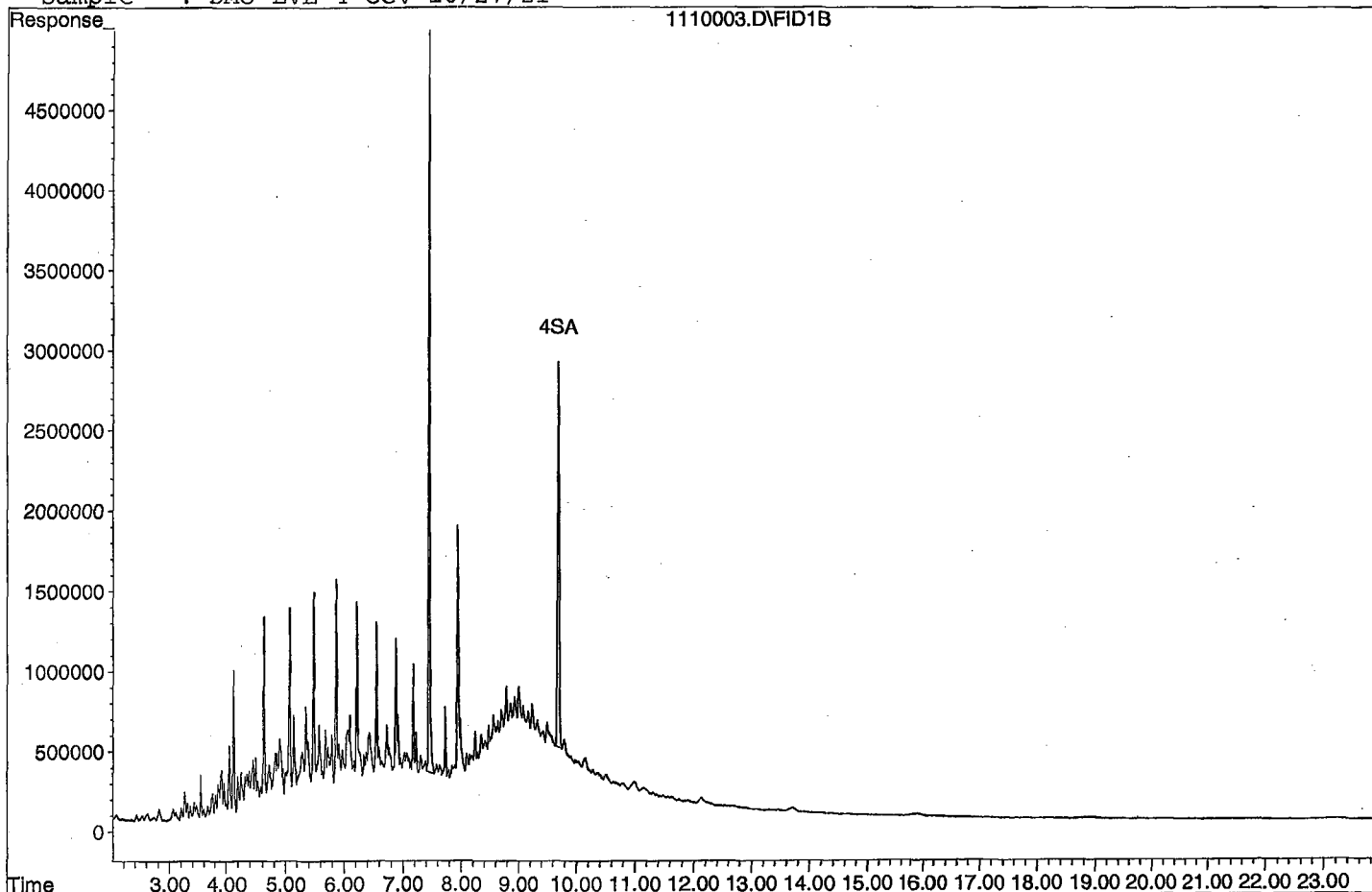
Compound	R.T.	Response	Conc Units
System Monitoring Compounds			
3) SA Ortho-Terphenyl(S)	7.44	73730708	11.787 ppb
Surrogate Spike 30.000		Recovery =	39.29%
4) SA Octacosane(S)	9.69	49097113	10.855 ppb
Surrogate Spike 30.000		Recovery =	36.18%
Target Compounds			
1) HATM Diesel (C10-C24)	6.49	1201951613	238.798 ppb
2) HBTM Motor Oil (C24-C40)	14.96	895276427	253.875 ppb
Target Compounds			



Quantitation Report

Data File: G:\APOLLO\DATA\211110\1110003.D

Sample : DMO LVL 4 CCV 10/27/21



TPH Extractables  
DEC0911

Form 7  
Continuing Calibration

Lab Name: APPL, Inc.  
Case No: \_\_\_\_\_  
Matrix: Water

SDG No: \_\_\_\_\_  
Date Analyzed: 11/10/2021  
Instrument: Apollo  
Initial Cal. Date: 9/11/2021  
Data File: 1110004.D

	Compound	MEAN	CCRF	%D	%Drift
1	SC Decanoic Acid(S)	1283070	1260880	1.7	SC
2					
3					
4					
5					
6					
7					
8					
9					
10					
11					
12					
13					
14					
15					
16					
17					
18					
19					
20					
21					
22					
23					
24					
25					
26					
27					
28					
29					
30					
31					
32					
33					
34					
35					
36					
37					
38					
39					
40	Average			1.7	

Quantitation Report (Not Reviewed)

Data File : G:\APOLLO\DATA\211110\1110004.D Vial: 4  
 Acq On : 11-10-21 11:47:06 Operator: KA  
 Sample : Decanoic Acid CCV 11/05/21 Inst : Apollo  
 Misc : water Multiplr: 1.00  
 IntFile : events.e  
 Quant Time: Nov 11 8:37 2021. Quant Results File: DEC0911.RES

Method : G:\APOLLO\DATA\210911\DEC0911.M (Chemstation Integrator)  
 Title : 8015 B&C  
 Last Update : Fri Nov 05 10:50:06 2021  
 Response via : Multiple Level Calibration


Volume Inj. : 2UL  
 Signal Phase : DB-5  
 Signal Info : FID02A

Compound	R.T.	Response	Conc Units
System Monitoring Compounds			
1) SC Decanoic Acid(S)	5.65	90783665	35.378 ppb
Surrogate Spike 24.000		Recovery =	147.41%

Target Compounds

Target Compounds

File : G:\APOLLO\DATA\211110\1110004.D  
Operator : KA  
Acquired : 11-10-21 11:47:06 using AcqMethod TPHSN.M  
Instrument : Apollo  
Sample Name: Decanoic Acid CCV 11/05/21  
Misc Info : water  
Vial Number: 4



TPH Extractables  
DOC1028

Form 7

Continuing Calibration

Lab Name: APPL, Inc.  
Case No: \_\_\_\_\_  
Matrix: Water

SDG No: \_\_\_\_\_  
Date Analyzed: 11/10/2021  
Instrument: Apollo  
Initial Cal. Date: 10/28/2021  
Data File: 1110018.D

	Compound	MEAN	CCRF	%D	%Drift	
1	HATM Diesel (C10-C24)	2516670	2350820	6.6	HATM	
2	HBTM Motor Oil (C24-C40)	2492040	1717840	31	HBTML	2.7
3	SA Ortho-Terphenyl(S)	3127510	2917680	6.7	SA	
4	SA Octacosane(S)	2261430	2118440	6.3	SA	
5						
6						
7						
8						
9						
10						
11						
12						
13						
14						
15						
16						
17						
18						
19						
20						
21						
22						
23						
24						
25						
26						
27						
28						
29						
30						
31						
32						
33						
34						
35						
36						
37						
38						
39						
40	Average			12.7		

Data File : G:\APOLLO\DATA\211110\1110018.D Vial: 18  
 Acq On : 11-10-21 18:20:23 Operator: KA  
 Sample : DMO LVL 4 CCV 10/27/21 Inst : Apollo  
 Misc : water Multiplr: 1.00  
 IntFile : events.e  
 Quant Time: Nov 11 8:39 2021 Quant Results File: DOC1028.RES

Method : G:\APOLLO\DATA\211028\DOC1028.M (Chemstation Integrator)  
 Title : 8015 B&C  
 Last Update : Fri Nov 12 17:55:30 2021  
 Response via : Multiple Level Calibration

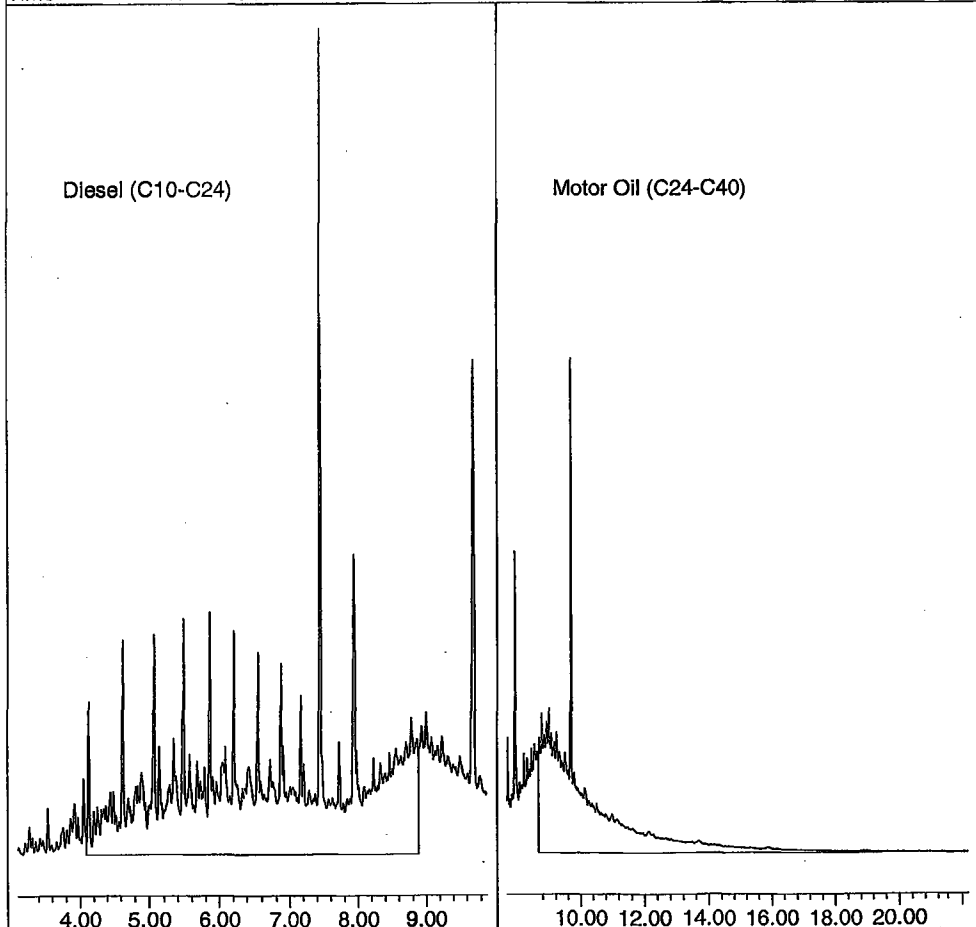
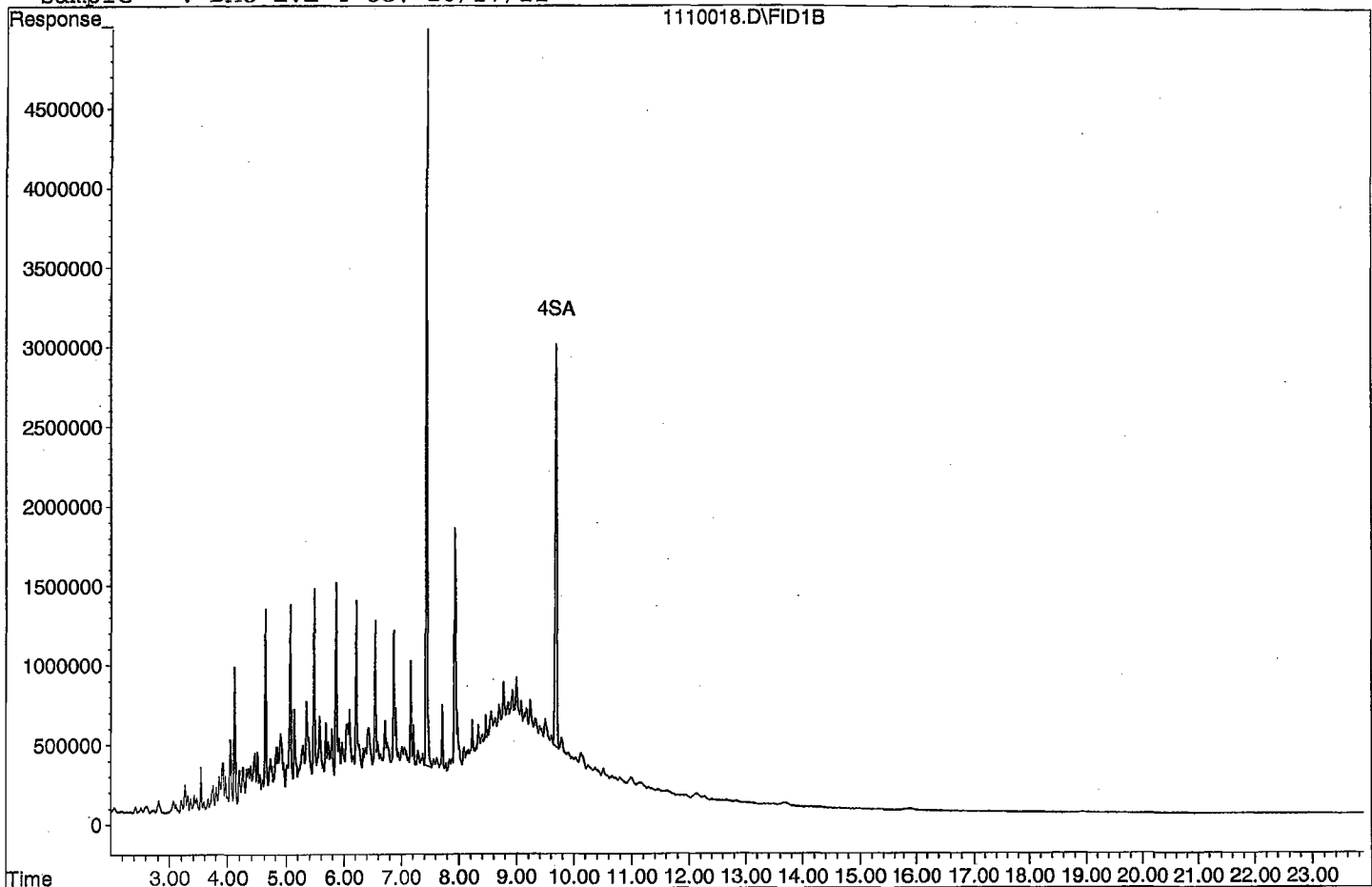
Volume Inj. : 2UL  
 Signal Phase : DB-5  
 Signal Info : FID02A

Compound	R.T.	Response	Conc Units
System Monitoring Compounds			
3) SA Ortho-Terphenyl(S)	7.44	72942089	11.661 ppb
Surrogate Spike 30.000		Recovery =	38.87%
4) SA Octacosane(S)	9.69	52961118	11.710 ppb
Surrogate Spike 30.000		Recovery =	39.03%
Target Compounds			
1) HATM Diesel (C10-C24)	6.49	1175410238	233.525 ppb
2) HBTM Motor Oil (C24-C40)	14.96	858918994	243.156 ppb

Target Compounds

Quantitation Report

Data File: G:\APOLLO\DATA\211110\1110018.D  
Sample : DMO LVL 4 CCV 10/27/21



TPH Extractables  
DEC0911

Form 7

Continuing Calibration

Lab Name: APPL, Inc.  
Case No: \_\_\_\_\_  
Matrix: Water

SDG No: \_\_\_\_\_  
Date Analyzed: 11/10/2021  
Instrument: Apollo  
Initial Cal. Date: 9/11/2021  
Data File: 1110019.D

	Compound	MEAN	CCRF	%D	%Drift
1	SC Decanoic Acid(S)	1283070	1234300	3.8	SC
2					
3					
4					
5					
6					
7					
8					
9					
10					
11					
12					
13					
14					
15					
16					
17					
18					
19					
20					
21					
22					
23					
24					
25					
26					
27					
28					
29					
30					
31					
32					
33					
34					
35					
36					
37					
38					
39					
40					

Average

3.8



Quantitation Report (Not Reviewed)

Data File : G:\APOLLO\DATA\211110\1110019.D Vial: 19  
 Acq On : 11-10-21 18:48:25 Operator: KA  
 Sample : Decanoic Acid CCV 11/05/21 Inst : Apollo  
 Misc : water Multiplr: 1.00  
 IntFile : events.e  
 Quant Time: Nov 11 8:38 2021 Quant Results File: DEC0911.RES

Method : G:\APOLLO\DATA\210911\DEC0911.M (Chemstation Integrator)  
 Title : 8015 B&C  
 Last Update : Fri Nov 05 10:50:06 2021  
 Response via : Multiple Level Calibration


Volume Inj. : 2UL  
 Signal Phase : DB-5  
 Signal Info : FID02A

Compound	R.T.	Response	Conc Units
-----			
System Monitoring Compounds			
1) SC Decanoic Acid(S)	5.65	88869385	34.632 ppb
Surrogate Spike 24.000	Recovery	=	144.30%

Target Compounds

Target Compounds

File : G:\APOLLO\DATA\211110\1110019.D  
Operator : KA  
Acquired : 11-10-21 18:48:25 using AcqMethod TPHSN.M  
Instrument : Apollo  
Sample Name: Decanoic Acid CCV 11/05/21  
Misc Info : water  
Vial Number: 19



**ORGANICS**  
**Raw Data**

Data File : G:\APOLLO\DATA\211110\1110013.D Vial: 13  
 Acq On : 11-10-21 15:59:48 Operator: KA  
 Sample : BA44379W10 5/1040 SG Inst : Apollo  
 Misc : water Multiplr: 4.81  
 IntFile : events.e  
 Quant Time: Nov 12 17:58 2021 Quant Results File: DOC1028.RES

Method : G:\APOLLO\DATA\211028\DOC1028.M (Chemstation Integrator)  
 Title : 8015 B&C  
 Last Update : Fri Nov 12 17:55:30 2021  
 Response via : Multiple Level Calibration

Volume Inj. : 2UL  
 Signal Phase : DB-5  
 Signal Info : FID02A

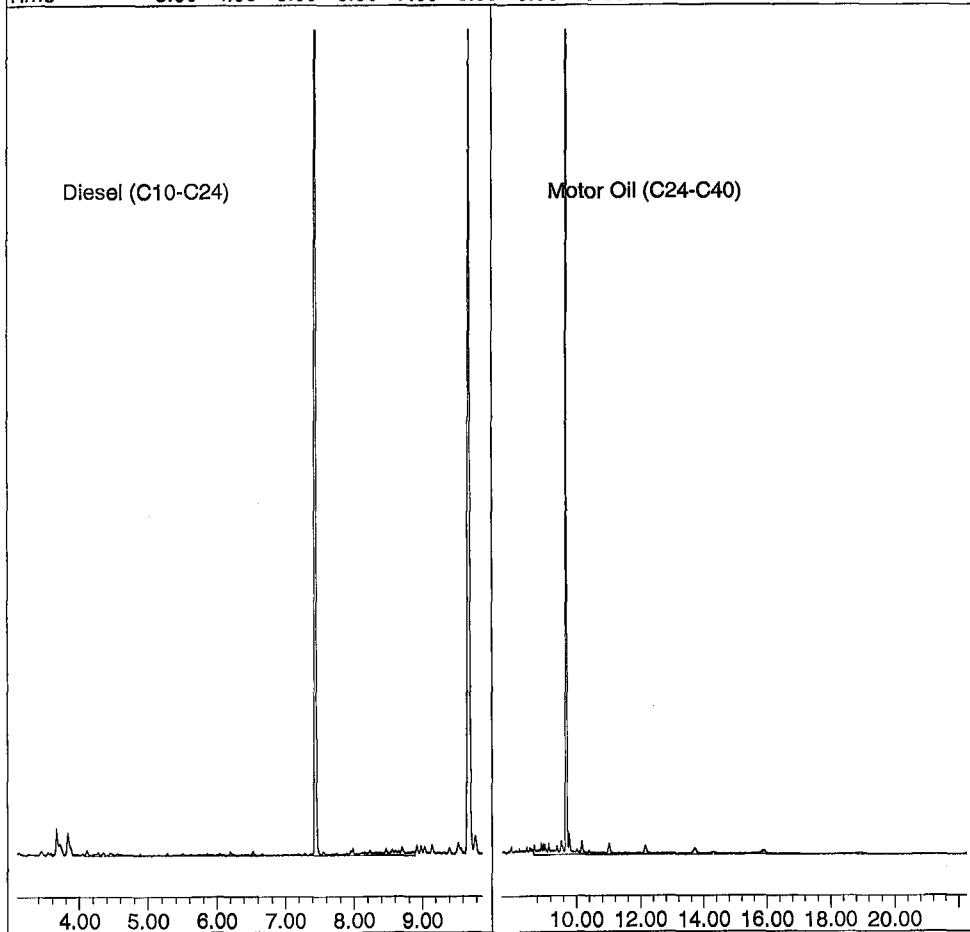
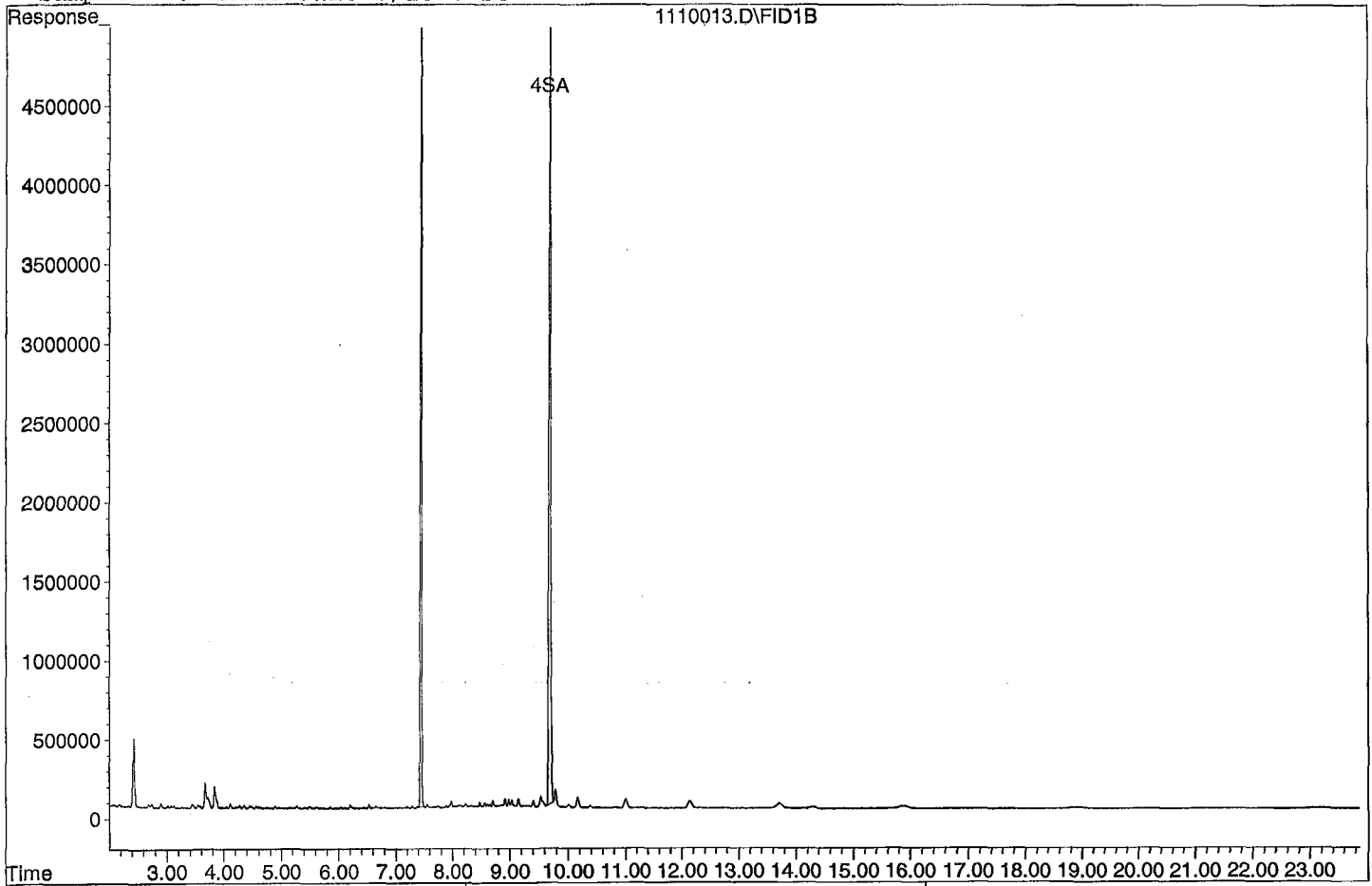
Compound	R.T.	Response	Conc Units
System Monitoring Compounds			
3) SA Ortho-Terphenyl(S)	7.44	116699368	89.697 ppb
Surrogate Spike 144.231		Recovery =	62.19%
4) SA Octacosane(S)	9.69	102985098	109.471 ppb
Surrogate Spike 144.231		Recovery =	75.90%
Target Compounds			
1) HATM Diesel (C10-C24)	6.49	24916512	23.799 ppb
2) HBTM Motor Oil (C24-C40)	14.96	72155192	53.839 ppb

Target Compounds

Quantitation Report

Data File: G:\APOLLO\DATA\211110\1110013.D

Sample : BA44379W10 5/1040 SG



Data File : G:\APOLLO\DATA\211110\1110014.D Vial: 14  
 Acq On : 11-10-21 16:27:55 Operator: KA  
 Sample : BA44380W08 5/1040 SG Inst : Apollo  
 Misc : water Multiplr: 4.81  
 IntFile : events.e  
 Quant Time: Nov 12 17:58 2021 Quant Results File: DOC1028.RES

Method : G:\APOLLO\DATA\211028\DOC1028.M (Chemstation Integrator)  
 Title : 8015 B&C  
 Last Update : Fri Nov 12 17:55:30 2021  
 Response via : Multiple Level Calibration

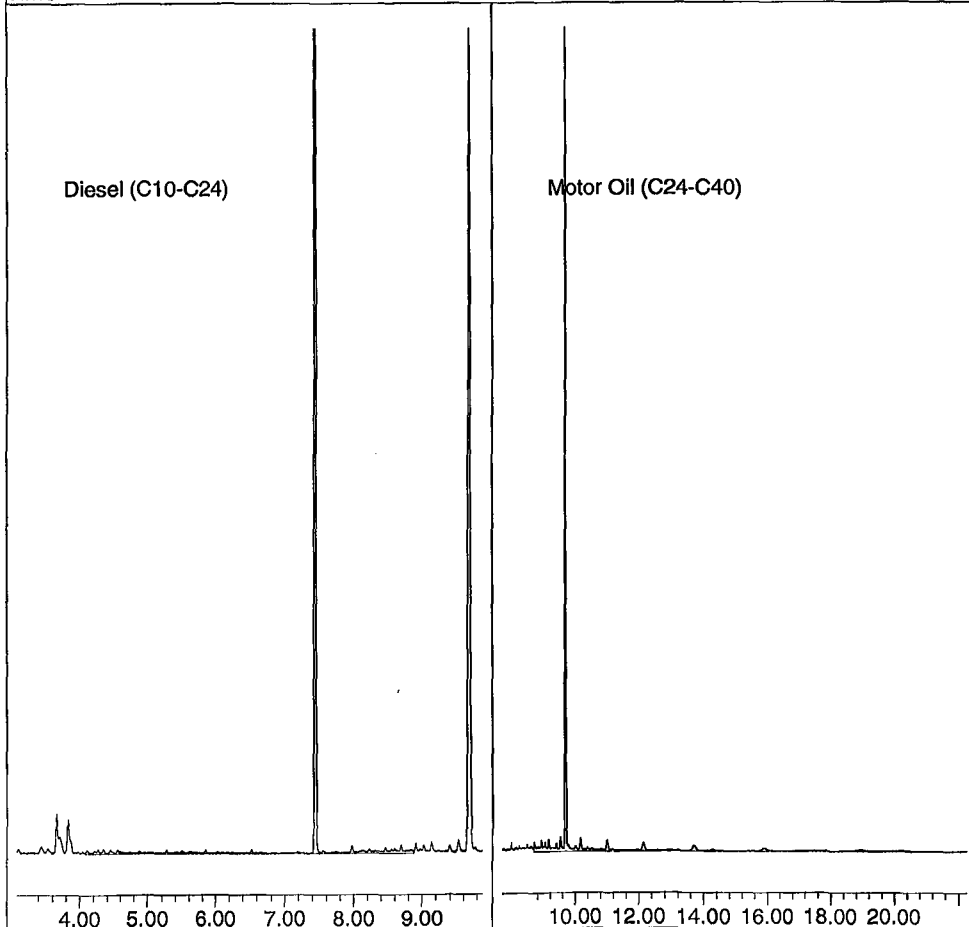
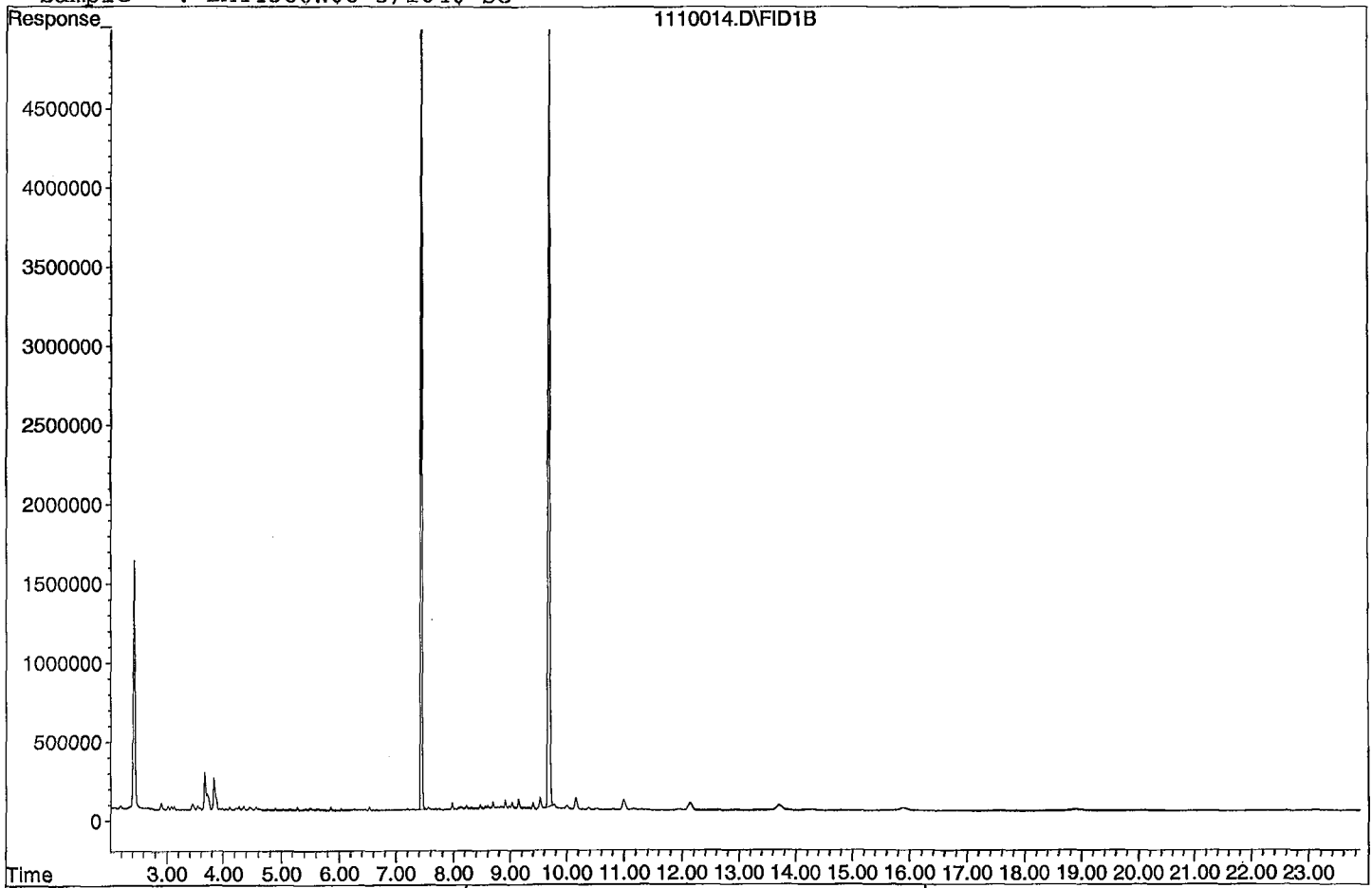
Volume Inj. : 2UL  
 Signal Phase : DB-5  
 Signal Info : FID02A

Compound	R.T.	Response	Conc Units
System Monitoring Compounds			
3) SA Ortho-Terphenyl(S)	7.44	125167271	96.205 ppb
Surrogate Spike 144.231		Recovery =	66.70%
4) SA Octacosane(S)	9.68	109784672	116.699 ppb
Surrogate Spike 144.231		Recovery =	80.91%
Target Compounds			
1) HATM Diesel (C10-C24)	6.49	24247486	23.160 ppb
2) HBTM Motor Oil (C24-C40)	14.96	65576984	44.515 ppb

Target Compounds

Quantitation Report

Data File: G:\APOLLO\DATA\211110\1110014.D  
Sample : BA44380W08 5/1040 SG



Quantitation Report (QT Reviewed)

Data File : G:\APOLLO\DATA\211110\1110009.D Vial: 9  
 Acq On : 11-10-21 14:07:25 Operator: KA  
 Sample : 211029A BLK 5/1000 SG Inst : Apollo  
 Misc : water Multiplr: 5.00  
 IntFile : events.e  
 Quant Time: Nov 12 17:55 2021 Quant Results File: DOC1028.RES

Method : G:\APOLLO\DATA\211028\DOC1028.M (Chemstation Integrator)  
 Title : 8015 B&C  
 Last Update : Fri Nov 12 17:55:30 2021  
 Response via : Multiple Level Calibration

Volume Inj. : 2UL  
 Signal Phase : DB-5  
 Signal Info : FID02A

Compound	R.T.	Response	Conc Units
System Monitoring Compounds			
3) SA Ortho-Terphenyl(S)	7.44	113792296	90.961 ppb
Surrogate Spike 150.000		Recovery =	60.64%
4) SA Octacosane(S)	9.69	98705400	109.118 ppb
Surrogate Spike 150.000		Recovery =	72.75%
Target Compounds			
1) HATM Diesel (C10-C24)	6.49	23662652	23.506 ppb
2) HBTM Motor Oil (C24-C40)	14.96	66866528	48.197 ppb

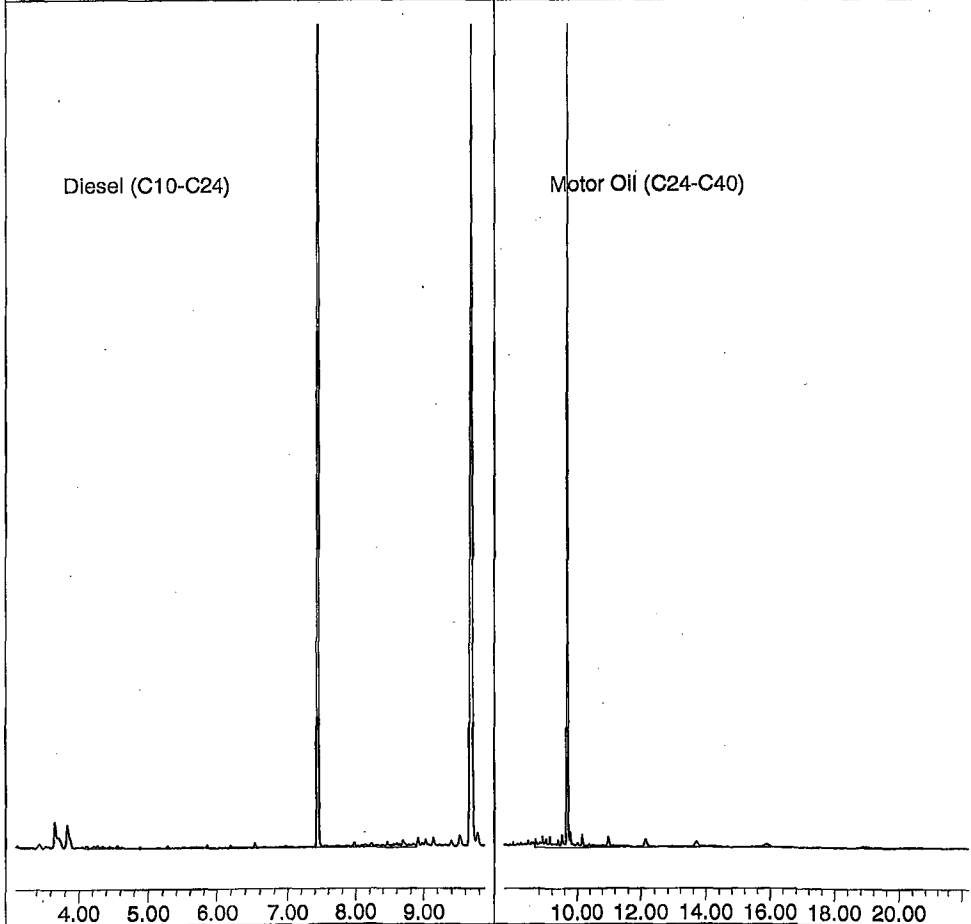
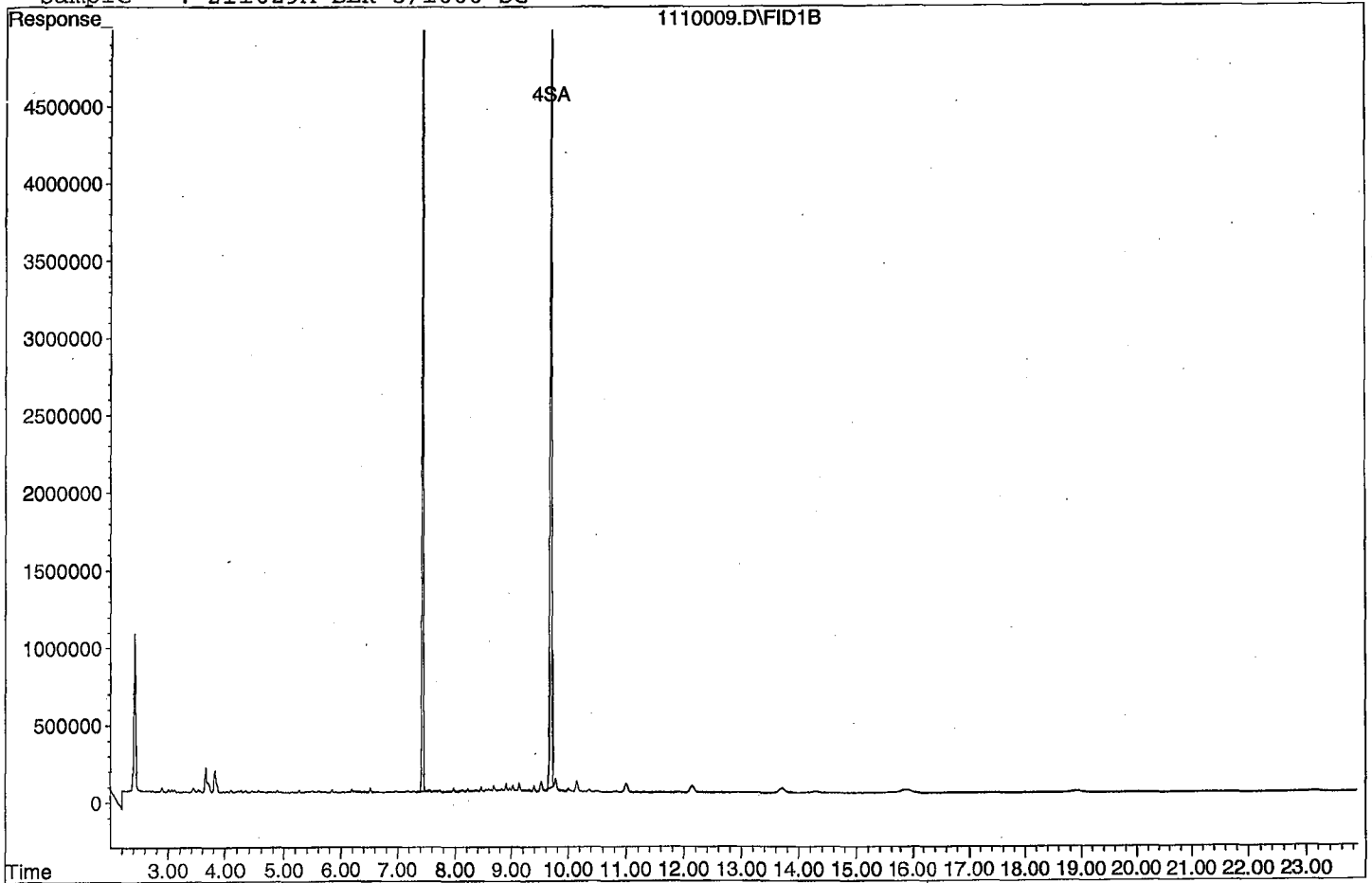
Target Compounds



Quantitation Report

Data File: G:\APOLLO\DATA\211110\1110009.D

Sample : 211029A BLK 5/1000 SG



Data File : G:\APOLLO\DATA\211110\1110010.D Vial: 10  
 Acq On : 11-10-21 14:35:32 Operator: KA  
 Sample : 211029A LCS-1 5/1000 SG Inst : Apollo  
 Misc : water Multiplr: 5.00  
 IntFile : events.e  
 Quant Time: Nov 12 17:56 2021 Quant Results File: DOC1028.RES

Method : G:\APOLLO\DATA\211028\DOC1028.M (Chemstation Integrator)  
 Title : 8015 B&C  
 Last Update : Fri Nov 12 17:55:30 2021  
 Response via : Multiple Level Calibration

Volume Inj. : 2UL  
 Signal Phase : DB-5  
 Signal Info : FID02A

Compound	R.T.	Response	Conc Units
System Monitoring Compounds			
3) SA Ortho-Terphenyl(S)	7.44	127594179	101.994 ppb
Surrogate Spike 150.000		Recovery =	68.00%
4) SA Octacosane(S)	9.69	97737917	108.049 ppb
Surrogate Spike 150.000		Recovery =	72.03%
Target Compounds			
1) HATM Diesel (C10-C24)	6.49	1592795199	1582.245 ppb
2) HBTM Motor Oil (C24-C40)	14.96	1260131157	1807.213 ppb

Target Compounds

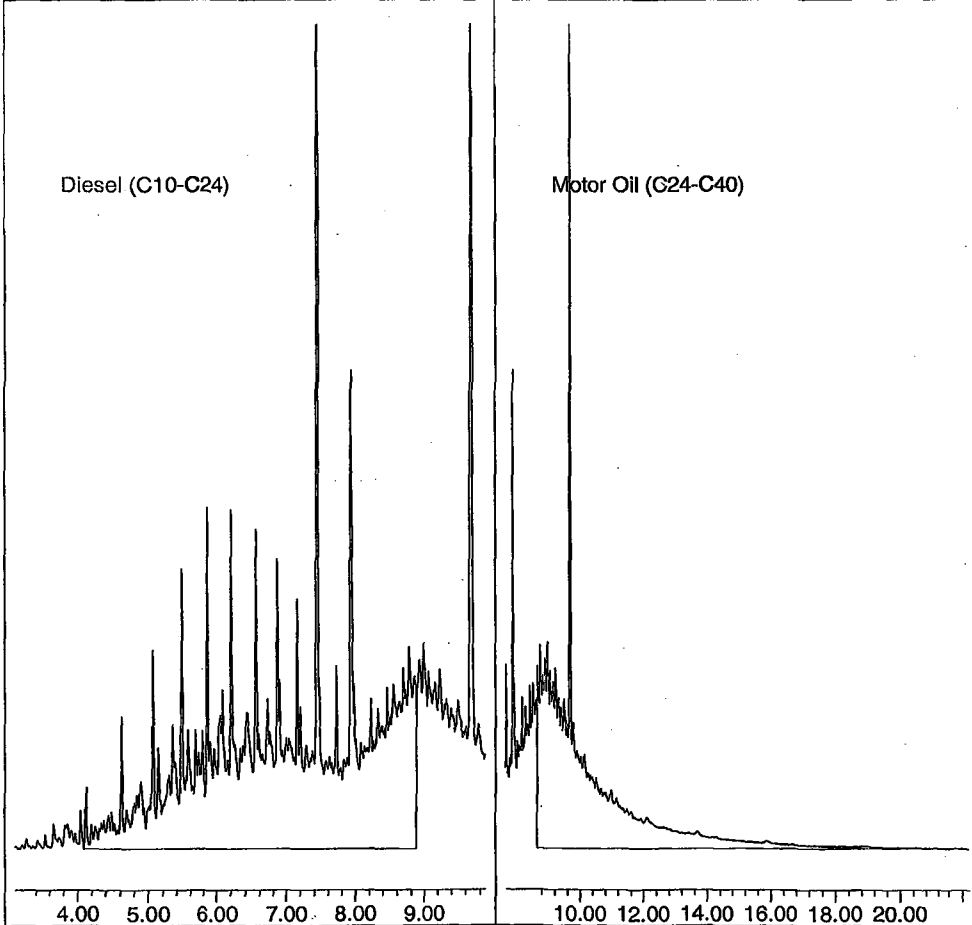
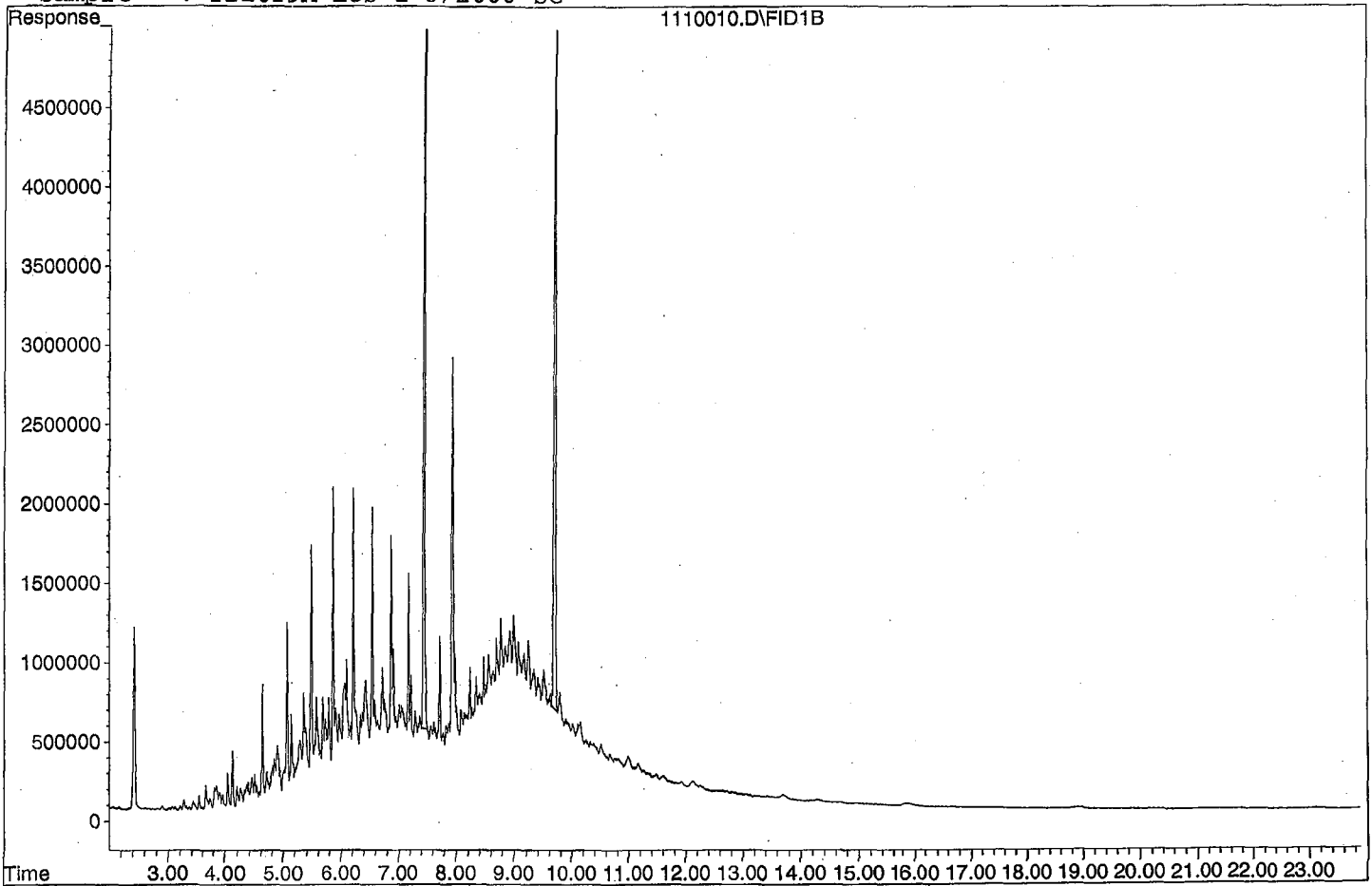
Diesel:

$$\frac{(1592795199)(5)}{(2516669)(2)} = \frac{7963975995}{5033338} = 1582.245$$

Quantitation Report

Data File: G:\APOLLO\DATA\211110\1110010.D

Sample : 211029A LCS-1 5/1000 SG



Data File : G:\APOLLO\DATA\211110\1110011.D Vial: 11  
 Acq On : 11-10-21 15:03:37 Operator: KA  
 Sample : 211029A LCSD-1 5/1000 SG Inst : Apollo  
 Misc : water Multiplr: 5.00  
 IntFile : events.e  
 Quant Time: Nov 12 17:56 2021 Quant Results File: DOC1028.RES

Method : G:\APOLLO\DATA\211028\DOC1028.M (Chemstation Integrator)  
 Title : 8015 B&C  
 Last Update : Fri Nov 12 17:55:30 2021  
 Response via : Multiple Level Calibration

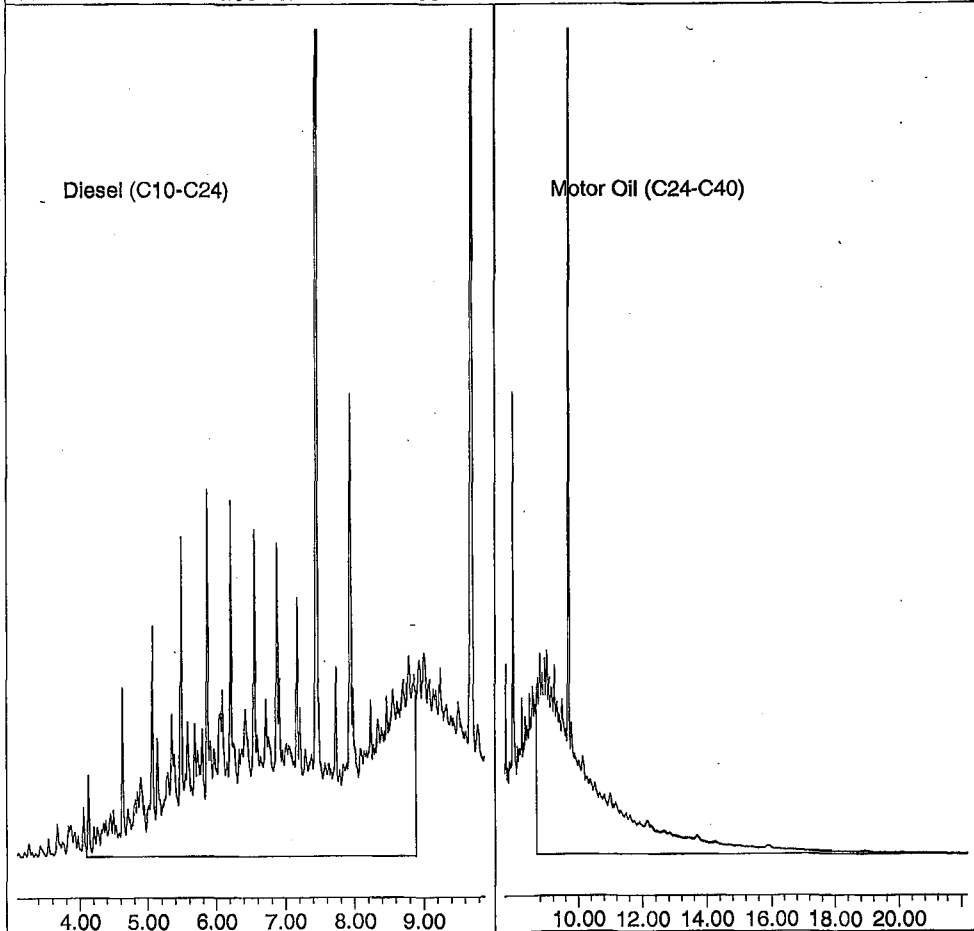
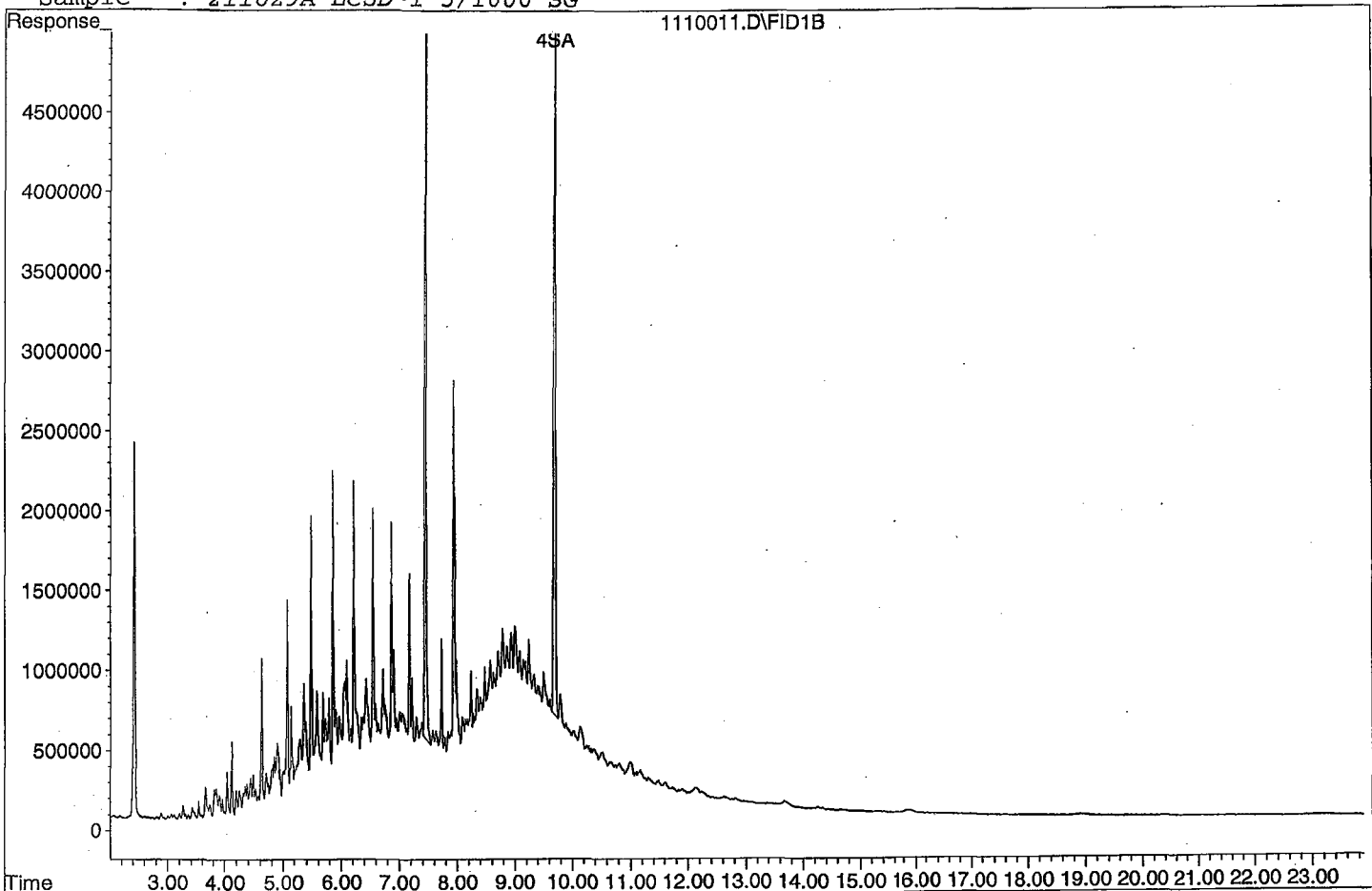
Volume Inj. : 2UL  
 Signal Phase : DB-5  
 Signal Info : FID02A

Compound	R.T.	Response	Conc Units
System Monitoring Compounds			
3) SA Ortho-Terphenyl(S)	7.44	131584845	105.184 ppb
Surrogate Spike 150.000		Recovery =	70.12%
4) SA Octacosane(S)	9.69	98981365	109.424 ppb
Surrogate Spike 150.000		Recovery =	72.95%
Target Compounds			
1) HATM Diesel (C10-C24)	6.49	1691342242	1680.140 ppb
2) HBTM Motor Oil (C24-C40)	14.96	1300971111	1867.416 ppb

Target Compounds

Quantitation Report

Data File: G:\APOLLO\DATA\211110\1110011.D  
Sample : 211029A LCSD-1 5/1000 SG



## Diesel / Motor Oil Calibration Curve

Prepared: 10/28/2021

Expires: 5/31/2026

Prepared By (Initials): KA

Methylene

e

Chloride

Lot No. 61117

Initial Standard Information							Final Standard			
Name of Initial Standard (QAU Label)	Supplier	Conc. (ug/mL)	APPL Mix Name	Reference to APPL Prep Date and Lot #'s	Exp. Date	Exp. Date (Manufacturer)	Alliquot From Stock	Final Volume	Solvent	Final Standard Conc. (ug/mL)
Diesel / Motor Oil - 2	APPL	10	Diesel / Motor Oil - 1	Prep'd: 10/6/21 A0164485-52822, A0168842-52820, A0166510-52817 CL16893-52835	See man. Exp date	10/31/2027 12/31/2027 5/31/2026	100uL	200uL	MC	5
Diesel / Motor Oil - 3		50	Diesel / Motor Oil - 2				200uL	1mL	MC	10
Diesel / Motor Oil Calibration STD	Restek	2,000	Diesel / Motor Oil - 3				25uL	1mL	MC	50
			Diesel / Motor Oil - 4				125uL	1mL	MC	250
			Diesel / Motor Oil - 5				500uL	1mL	MC	1000
			Diesel / Motor Oil - 6				750uL	1mL	MC	1500
			Diesel / Motor Oil - 7				100uL	100uL	N/A	2,000

**Diesel / Motor Oil Second Source**

**Prepared: 10/28/2021**

**Expires: 10/28/2024**

**Prepared By (Initials): KA**

**Methylene**

**e**

**Chloride**

**Lot No. 61117**

Initial Standard Information							Final Standard			
Name of Initial Standard (QAU Label)	Supplier	Supplier Part No.	Conc. (ug/mL)	Lot Number - QA Number	Exp. Date (1 yr.)	Exp. Date (Manufacturer)	Aliquot From Stock	Final Volume	Solvent	Final Standard Conc. (ug/mL)
Diesel Fuel #2 Second Source	Phenova	AL0-101287	50,000	CL16477-52980	See man. Exp date	2/28/2027	50uL	10mL	MC	250
Motor Oil Second Source	Absolute	51094	50,000	102819-52981		10/28/2024	50uL			

**Diesel Motor Oil Mix**

**Prepared: 10/16/2021**

**Prepared By (Initials): KA**

**Expires: 10/31/2027**

Initial Standard Information							Final Standard Information			
Name of Initial Standard (QAU Label)	Supplier	Supplier Part No.	Conc. (ug/mL)	Lot Number - QA Number	Exp. Date (1 yr.)	Exp. Date (Manufacturer)	Aliquot From Stock	Final Volume	Solvent	Final Standard Conc. (ug/mL)
Diesel Fuel #2	Restek	31258	50,000	A0164485-52663 and 52822	See man. Date	10/31/2027	4.00 mL (1.4)	8.0 mL (2.8)	NA	25,000
Motor Oil Composite	Restek	31464	50,000	A0166510-52817 and 52819	See man. Date	12/31/2027	4.00 mL (1.4)			25,000



**THC Surrogate**

Prepared: 10/29/2021

LS

Expires: 5/31/2026

Initial Standard Information							Final Standard			
Name of Initial Standard (QAU Label)	Supplier	Supplier Part No.	Conc. (ug/mL)	Lot Number - QA Number	Exp. Date (1 yr.)	Exp. Date (Manufacturer)	Aliquot From Stock	Final Volume	Solvent	Final Standard Conc. (ug/mL)
O-terphenyl / Octacosane Mix	Phenova	ALO-130161	600	CL16893-52841	See ma. Date	5/31/2026	N/A	N/A	N/A	600

**Decanoic Acid Calibration Curve**

Prepared: 9/11/2021

Prepared By (Initials): KA

Expires: 7/12/2022

Methylene

e

Chloride

Lot No. 61117

Initial Standard Information							Final Standard			
Name of Initial Standard (QAU Label)	Supplier	APPL Mix Name	Conc. (ug/mL)	Reference To APPL Prep Date	Exp. Date	Exp. Date (Manufacturer)	Aliquot From Stock	Final Volume	Solvent	Final Standard Conc. (ug/mL)
Decanoic Acid STD	O2SI	Decanoic Acid-1	60	Prepared 9/11/21	7/12/2022	N/A	50uL	1mL	MC	3
		Decanoic Acid-2					100uL	1mL	MC	6
		Decanoic Acid-3					400uL	1mL	MC	24
		Decanoic Acid-4					600uL	1mL	MC	36
		Decanoic Acid-5					800uL	1mL	MC	48
		Decanoic Acid-6					100uL	100uL	N/A	60

**Decanoic Acid CCV**

Prepared: 11/5/2021

Prepared By (Initials): KA

Expires: 7/8/2024

Methylene

e

Chloride

Lot No. 61117

## Initial Standard Information

## Final Standard Information

Name of Initial Standard (QAU Label)	Supplier	Supplier Part No.	Conc. (ug/mL)	Lot Number - QA Number	Exp. Date	Exp. Date (Manufacturer)	Alliquot From Stock	Final Volume	Solvent	Final Standard Conc. (ug/mL)
Decanoic Acid	O2SI	72766	1,000	070821-52989	See man. Exp date	7/8/2024	360uL	10mL	MC	36

**Decanoic Acid Spike**Prepared: 11/1/2021Prepared By (Initials): KAExpires: 7/8/2024

Initial Standard Information							Final Standard			
Name of Initial Standard (QAU Label)	Supplier	Supplier Part No.	Conc. (ug/mL)	Lot Number - QA Number	Exp. Date (1 yr.)	Exp. Date (Manufacturer)	Alliquot From Stock	Final Volume	Solvent	Final Standard Conc. (ug/mL)
Decanoic Acid Spike	Absolute	72766	1,000	070821-52988	See man. Exp date	7/8/2024	N/A	N/A	N/A	1,000

# Organic Extraction Worksheet

Method	Continuous Liq/Liq TPH- 3520C w/SGC	Extraction Set	211029A	Extraction Method	LIQ00SSGC	Units	mL
Spiked ID 1	Diesel Motor Oil Mix 10-16-21 10-16-22	Surrogate ID 1	THC Surrogate 10-29-21 10-29-22				
Spiked ID 2	Decanoic 1000ug/mL Acid Solution 11-1-21 11-1-22	Surrogate ID 2					
Spiked ID 3	Decanoic 1000ug/mL Acid Solution 10-21-21 10-21-22	Surrogate ID 3					
Spiked ID 4		Surrogate ID 4					
Spiked ID 5		Surrogate ID 5					
Spiked ID 6		Sufficient Vol for Matrix QC:		NO			
Spiked ID 7		Ext. Start Time:		10/29/21 15:29			
Spiked ID 8		Ext. End Time:		11/02/21 14:38			
GC Requires Extract By:							
pH1	2	10/29/21 13:30	Water Bath Temp 1 °C	42/41.1 °C			
pH2			Water Bath Temp 2 °C	36/37.1			
pH3			Water Bath Temp 3 °C	36/35.5 °C			

Spiked By: SR

Date 10/29/2021

Witnessed By: KY

Date 10/29/2021

Sample	Sample Container	Spike Amount	Spike ID	Surrogate Amount	Surrogate ID	Extract Amount	Final Volume	pH	Extract Date/Time	Comments
1	211029A Blk	0.050	2	0.250	1	1000	5	2	10/29/21 13:35	*
						equip E-HP3 E-WB1				
2	211029A LCS-1	.080,.050	1,2	0.250	1	1000	5	2	10/29/21 13:35	*
						equip E-HP4 E-WB2				
3	211029A LCSD-1	.080,.050	1,2	0.250	1	1000	5	2	10/29/21 13:35	*
						equip E-HP6 E-WB3				
4	BA44376 BA44376W09	0.050	2	0.250	1	1040	5	2	10/29/21 13:35	97985 *
						equip E-HP7 E-WB1				
5	BA44379 BA44379W10	0.050	2	0.250	1	1040	5	2	10/29/21 13:35	97984 *
						equip E-HP8 E-WB2				
6	BA44380 BA44380W08	0.050	2	0.250	1	1040	5	2	10/29/21 13:35	97984 *
						equip E-HP9 E-WB3				
7	BA44459 BA44459W09	0.050	3	0.250	1	1030	5	2	10/29/21 13:35	98005 *
						equip E-HP10 E-WB1				
8	BA44461 BA44461W09	0.050	3	0.250	1	980	5	2	10/29/21 13:35	98005 *
						equip E-HP11 E-WB2				
9	BA44463 BA44463W09	0.050	3	0.250	1	1000	5	2	10/29/21 13:35	98005 *
						equip E-HP12 E-WB3				
10	BA44465 BA44465W09	0.050	3	0.250	1	1040	5	2	10/29/21 13:35	98005 *
						equip E-HP13 E-WB1				

Solvent and Lot#	
1+1 HCL (5mLs)	60358
PH Strips	HC155968
Dichloromethane (DCM)	61117
Filter Paper	400196
Sodium Sulfate	2021071206
SILICA GEL (*)	050627t

Extraction COC Transfer	
Extraction lab employee Initials	KY
GC analyst's initials	KA
Date	11/2/21
Time	17:37
Refrigerator	Hobart

Technician's Initials	
Scanned By	SR
Sample Preparation	SR
Extraction	SR
Concentration	SR

Modified	11/3/2021 8:31:30 AM
----------	----------------------

Reviewed By: KY

Date 11/3/2021

## Injection Log

Directory: G:\APOLLO\DATA\210911\

Line	Vial	FileName	Multiplier	SampleName	Misc Info	Injected
1	2	911002.D	1	Decanoic Acid STD 1	water	9-11-21 10:22:53
2	3	911003.D	1	Decanoic Acid STD 2	water	9-11-21 10:51:11
3	4	911004.D	1	Decanoic Acid STD 3	water	9-11-21 11:19:39
4	5	911005.D	1	Decanoic Acid STD 4	water	9-11-21 11:48:04
5	6	911006.D	1	Decanoic Acid STD 5	water	9-11-21 12:16:37
6	7	911007.D	1	Decanoic Acid STD 6	water	9-11-21 12:45:02
7	3	1028003.D	1	DMO STD 1 10/28/21	water	10-28-21 9:19:03
8	4	1028004.D	1	DMO STD 2 10/28/21	water	10-28-21 9:47:06
9	5	1028005.D	1	DMO STD 3 10/28/21	water	10-28-21 10:15:13
10	6	1028006.D	1	DMO STD 4 10/28/21	water	10-28-21 10:43:31
11	7	1028007.D	1	DMO STD 5 10/28/21	water	10-28-21 11:11:42
12	8	1028008.D	1	DMO STD 6 10/28/21	water	10-28-21 11:39:55
13	9	1028009.D	1	DMO STD 7 10/28/21	water	10-28-21 12:08:10
14	10	1028010.D	1	DMO Second Source 10/28/21	water	10-28-21 12:36:26
15	3	1110003.D	1	DMO LVL 4 CCV 10/27/21	water	11-10-21 11:19:04
16	4	1110004.D	1	Decanoic Acid CCV 11/05/21	water	11-10-21 11:47:06
17	9	1110009.D	5	211029A BLK 5/1000 SG	water	11-10-21 14:07:25
18	10	1110010.D	5	211029A LCS-1 5/1000 SG	water	11-10-21 14:35:32
19	11	1110011.D	5	211029A LCSD-1 5/1000 SG	water	11-10-21 15:03:37
20	13	1110013.D	4.80769	BA44379W10 5/1040 SG	water	11-10-21 15:59:48
21	14	1110014.D	4.80769	BA44380W08 5/1040 SG	water	11-10-21 16:27:55
22	18	1110018.D	1	DMO LVL 4 CCV 10/27/21	water	11-10-21 18:20:23
23	19	1110019.D	1	Decanoic Acid CCV 11/05/21	water	11-10-21 18:48:25

---

**ORGANICS**  
**Calibration Data**

TPH Extractables  
DOC1028

Form 6  
Initial Calibration

Lab Name: APPL, Inc.

SDG No: \_\_\_\_\_

Case No: \_\_\_\_\_

Initial Cal. Date: 10/28/2021

Matrix: Water

Instrument: Apollo

Initials: KA

1028003.D    1028004.D    1028005.D    1028006.D    1028007.D    1028008.D    1028009.D

	Compound	1	2	3	4	5	6	7				Avg	%RSD	Type	r <sup>2</sup>	Q
1	HATM Diesel (C10-C24)	2983809	2406563	2517872	2418941	2337993	2387715	2563791				2516669	8.7	HATM		
2	HBTML Motor Oil (C24-C40)	5192328	3260715	2065863	1824592	1695984	1676117	1728658				2492037	53	HBTML	1.000	
3	SA Ortho-Terphenyl(S)	3637234	3178668	3119876	3035678	2926966	2905323	3088794				3127505	7.9	SA		
4	SA Octacosane(S)	2469203	2170507	2286410	2275552	2170413	2171254	2286658				2261428	4.8	SA		
5																
6																
7																
8																
9																
10																
11																
12																
13																
14																
15																
16																
17																
18																
19																
20																
21																
22																
23																
24																
25																
26																
27																
28																
29																
30																
31																
32																
33																
34																
35																

2.118919



Quantitation Report (Not Reviewed)

Data File : G:\APOLLO\DATA\211028\1028003.D Vial: 3  
 Acq On : 10-28-21 9:19:03 Operator: KA  
 Sample : DMO STD 1 10/28/21 Inst : Apollo  
 Misc : water Multiplr: 1.00  
 IntFile : events.e  
 Quant Time: Oct 28 15:39 2021 Quant Results File: DOC1028.RES

Method : G:\APOLLO\DATA\211028\DOC1028.M (Chemstation Integrator)  
 Title : 8015 B&C  
 Last Update : Thu Oct 28 15:39:11 2021  
 Response via : Multiple Level Calibration

Volume Inj. : 2UL  
 Signal Phase : DB-5  
 Signal Info : FID02A

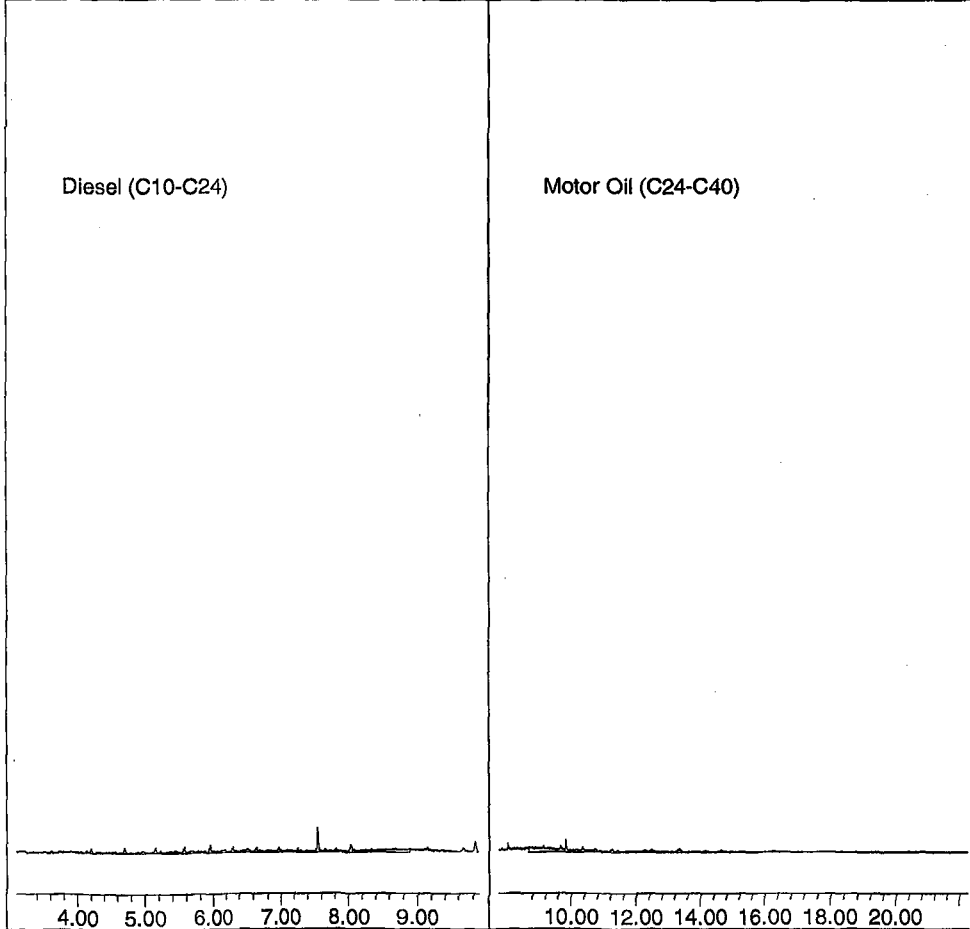
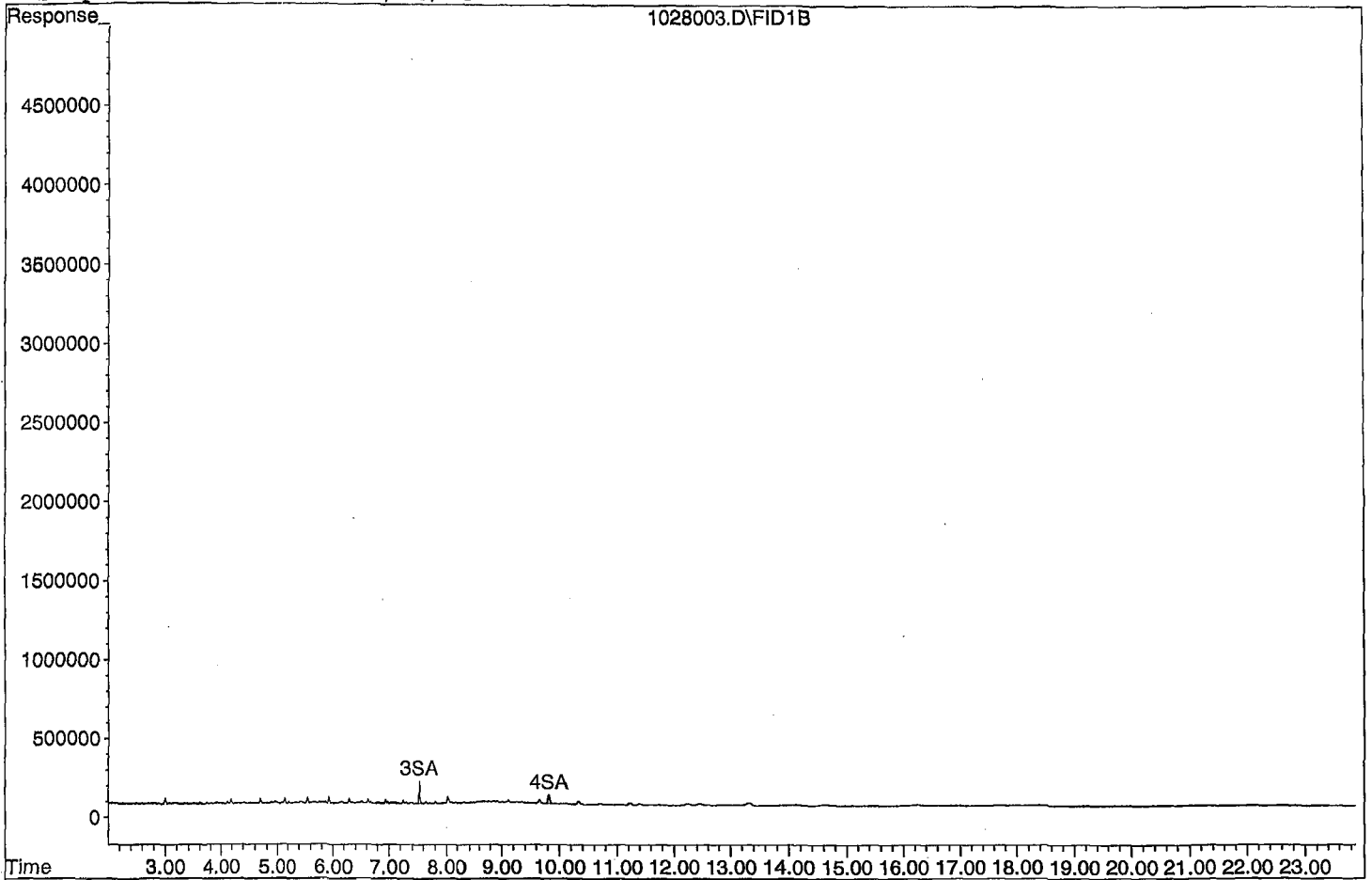
Compound	R.T.	Response	Conc Units
System Monitoring Compounds			
3) SA Ortho-Terphenyl(S)	7.53	1818617	0.291 ppb
Surrogate Spike 30.000		Recovery =	0.97%
4) SA Octacosane(S)	9.82	1234601	0.273 ppb
Surrogate Spike 30.000		Recovery =	0.91%
Target Compounds			
1) HATM Diesel (C10-C24)	6.49	29838086	5.928 ppb
2) HBTM Motor Oil (C24-C40)	14.96	51923283	5.234 ppb

Target Compounds

Quantitation Report

Data File: G:\APOLLO\DATA\211028\1028003.D

Sample : DMO STD 1 10/28/21



Data File : G:\APOLLO\DATA\211028\1028004.D Vial: 4  
 Acq On : 10-28-21 9:47:06 Operator: KA  
 Sample : DMO STD 2 10/28/21 Inst : Apollo  
 Misc : water Multiplr: 1.00  
 IntFile : events.e  
 Quant Time: Oct 28 15:39 2021 Quant Results File: DOC1028.RES

Method : G:\APOLLO\DATA\211028\DOC1028.M (Chemstation Integrator)  
 Title : 8015 B&C  
 Last Update : Thu Oct 28 15:39:11 2021  
 Response via : Multiple Level Calibration

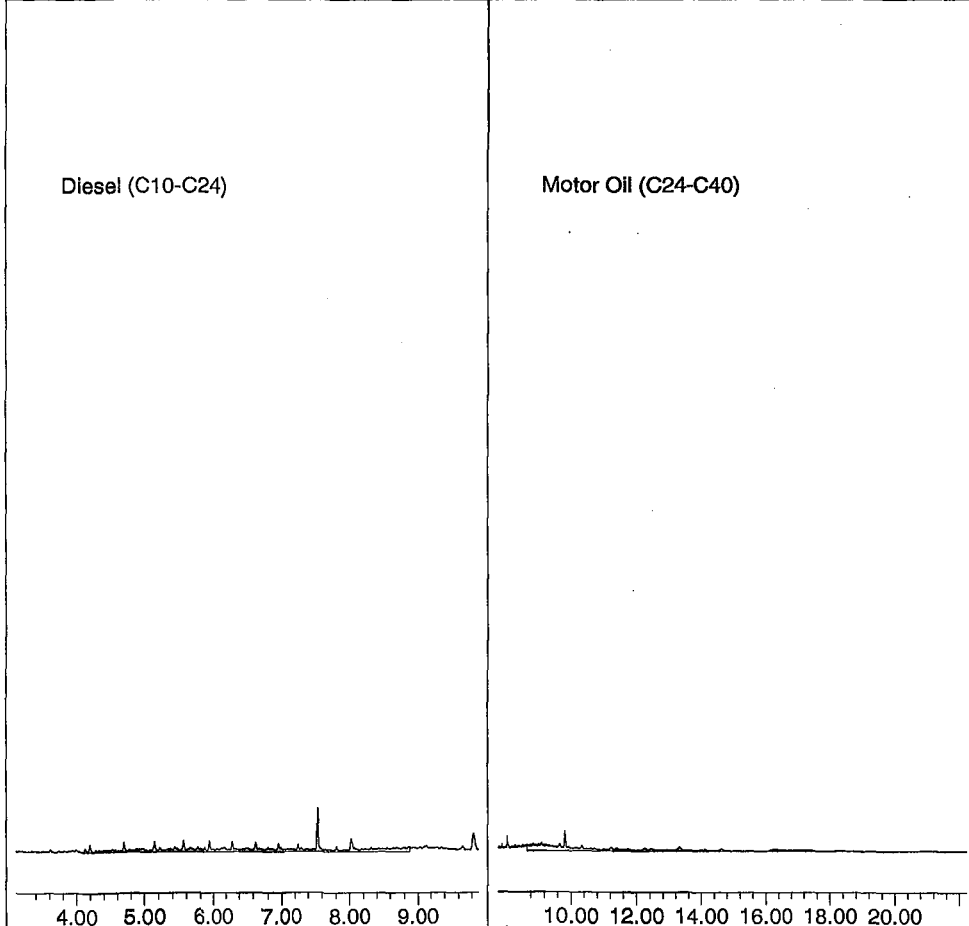
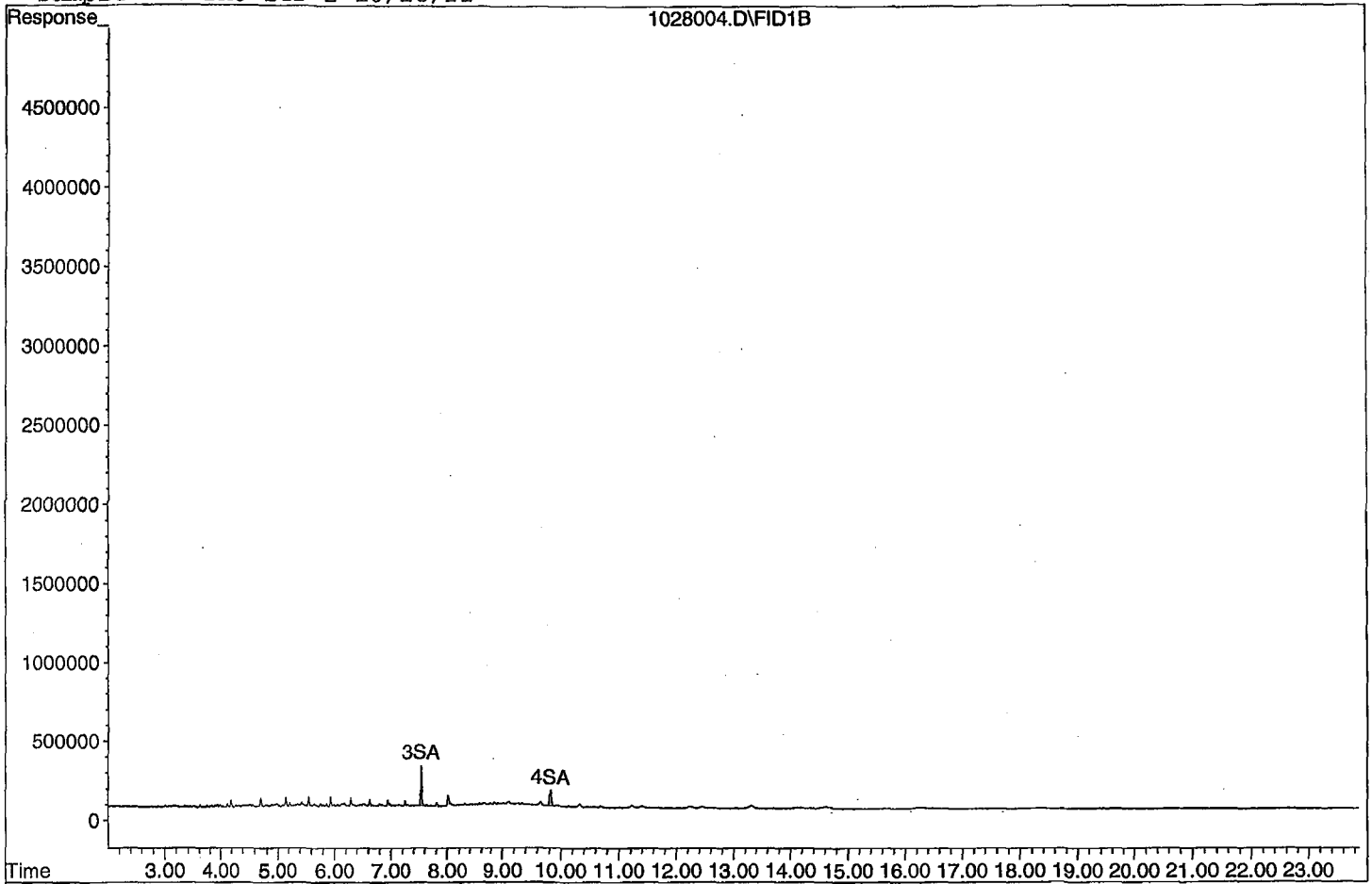
Volume Inj. : 2UL  
 Signal Phase : DB-5  
 Signal Info : FID02A

Compound	R.T.	Response	Conc Units
System Monitoring Compounds			
3) SA Ortho-Terphenyl(S)	7.53	3178668	0.508 ppb
Surrogate Spike 30.000		Recovery =	1.69%
4) SA Octacosane(S)	9.82	2170507	0.480 ppb
Surrogate Spike 30.000		Recovery =	1.60%
Target Compounds			
1) HATM Diesel (C10-C24)	6.49	48131263	9.562 ppb
2) HBTM Motor Oil (C24-C40)	14.96	65214303	9.152 ppb
Target Compounds			

Quantitation Report

Data File: G:\APOLLO\DATA\211028\1028004.D

Sample : DMO STD 2 10/28/21



Data File : G:\APOLLO\DATA\211028\1028005.D Vial: 5  
 Acq On : 10-28-21 10:15:13 Operator: KA  
 Sample : DMO STD 3 10/28/21 Inst : Apollo  
 Misc : water Multiplr: 1.00  
 IntFile : events.e  
 Quant Time: Oct 28 15:39 2021 Quant Results File: DOC1028.RES

Method : G:\APOLLO\DATA\211028\DOC1028.M (Chemstation Integrator)  
 Title : 8015 B&C  
 Last Update : Thu Oct 28 15:39:11 2021  
 Response via : Multiple Level Calibration

Volume Inj. : 2UL  
 Signal Phase : DB-5  
 Signal Info : FID02A

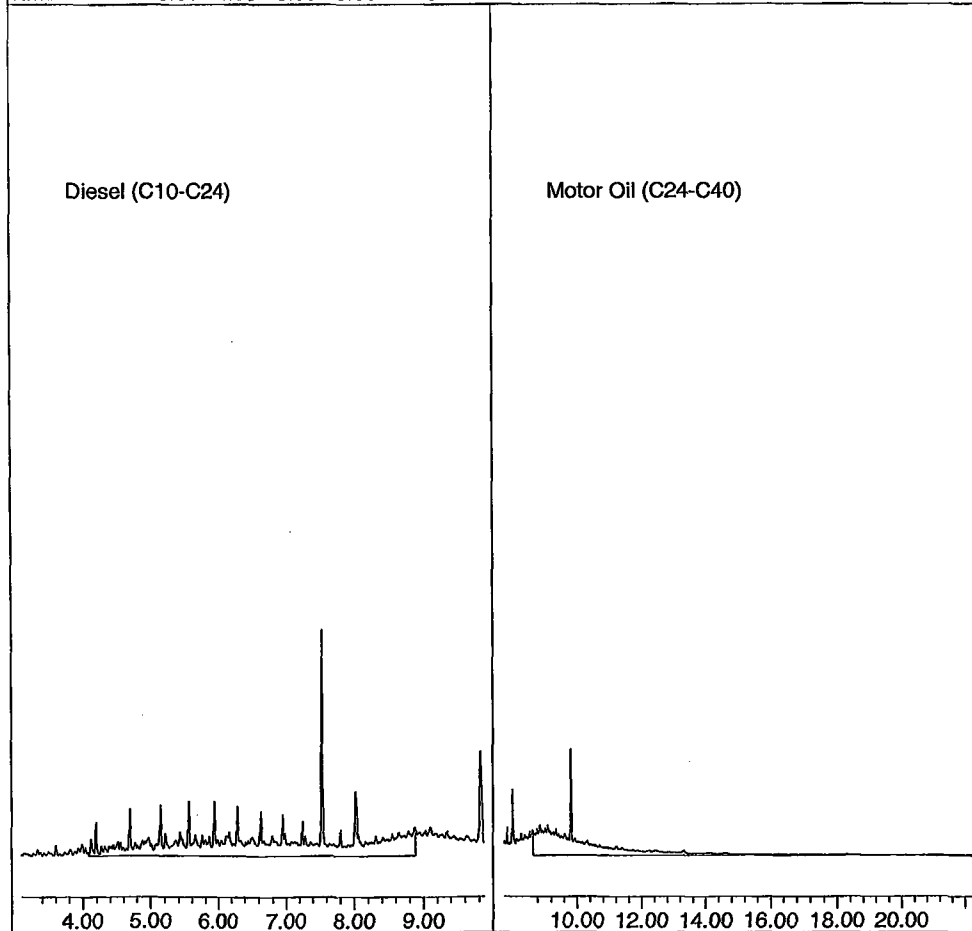
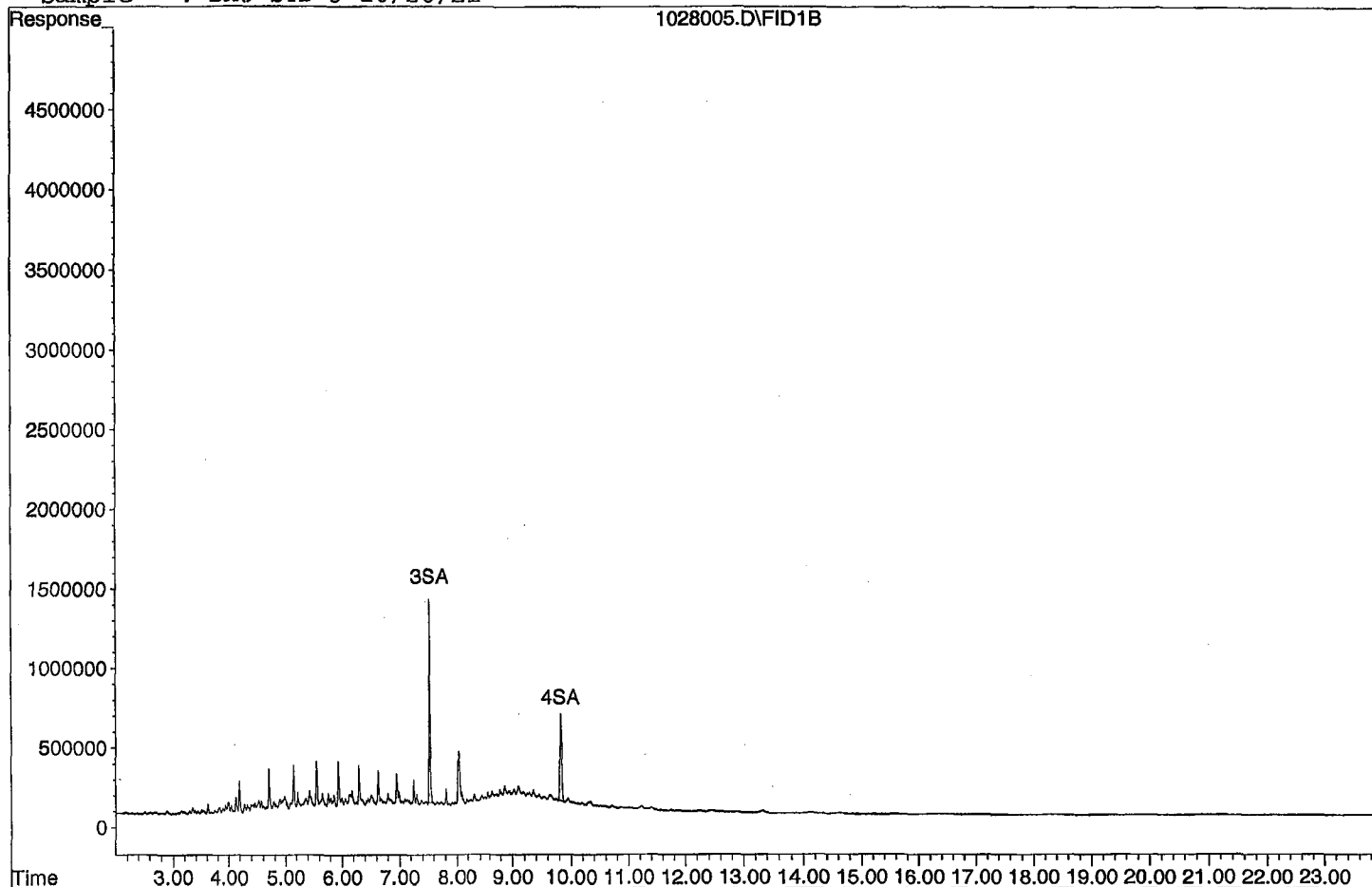
Compound	R.T.	Response	Conc Units
System Monitoring Compounds			
3) SA Ortho-Terphenyl(S)	7.53	15599382	2.494 ppb
Surrogate Spike 30.000		Recovery =	8.31%
4) SA Octacosane(S)	9.82	11432050	2.528 ppb
Surrogate Spike 30.000		Recovery =	8.43%
Target Compounds			
1) HATM Diesel (C10-C24)	6.49	251787231	50.024 ppb
2) HBTM Motor Oil (C24-C40)	14.96	206586322	50.832 ppb

Target Compounds

Quantitation Report

Data File: G:\APOLLO\DATA\211028\1028005.D

Sample : DMO STD 3 10/28/21



Data File : G:\APOLLO\DATA\211028\1028006.D Vial: 6  
 Acq On : 10-28-21 10:43:31 Operator: KA  
 Sample : DMO STD 4 10/28/21 Inst : Apollo  
 Misc : water Multiplr: 1.00  
 IntFile : events.e  
 Quant Time: Oct 28 15:39 2021 Quant Results File: DOC1028.RES

Method : G:\APOLLO\DATA\211028\DOC1028.M (Chemstation Integrator)  
 Title : 8015 B&C  
 Last Update : Thu Oct 28 15:39:11 2021  
 Response via : Multiple Level Calibration

Volume Inj. : 2UL  
 Signal Phase : DB-5  
 Signal Info : FID02A

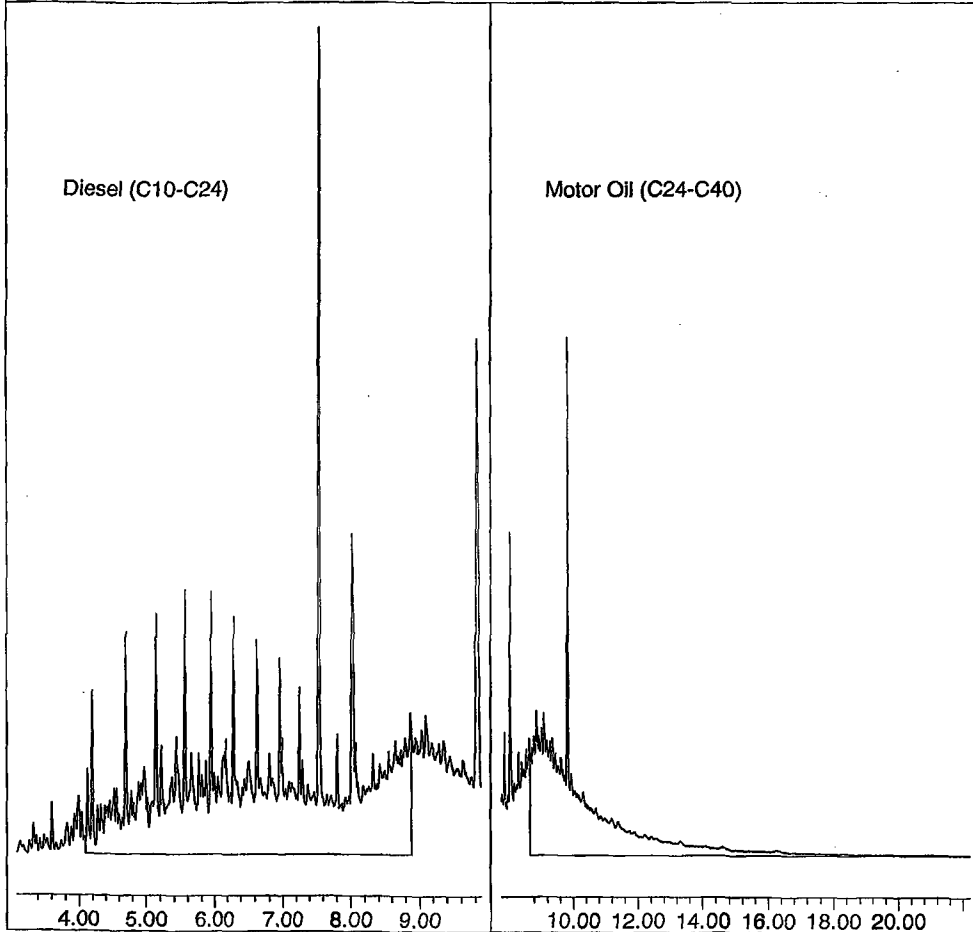
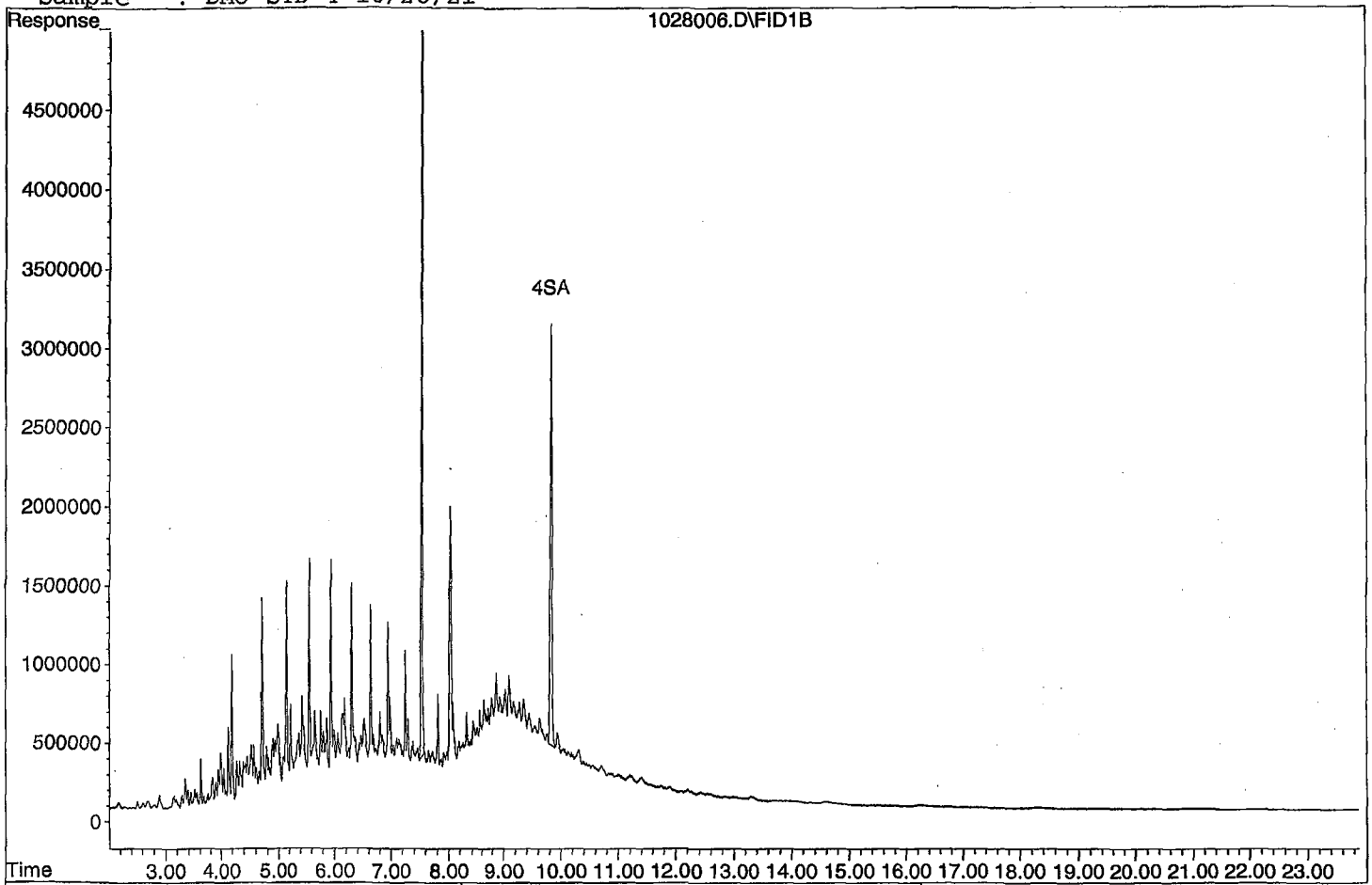
Compound	R.T.	Response	Conc Units
<b>System Monitoring Compounds</b>			
3) SA Ortho-Terphenyl(S)	7.53	75891940	12.133 ppb
Surrogate Spike 30.000		Recovery =	40.44%
4) SA Octacosane(S)	9.82	56888797	12.578 ppb
Surrogate Spike 30.000		Recovery =	41.93%
<b>Target Compounds</b>			
1) HATM Diesel (C10-C24)	6.49	1209470396	240.292 ppb
2) HBTM Motor Oil (C24-C40)	14.96	912296132	258.892 ppb

Target Compounds

Quantitation Report

Data File: G:\APOLLO\DATA\211028\1028006.D

Sample : DMO STD 4 10/28/21





Data File : G:\APOLLO\DATA\211028\1028007.D Vial: 7  
 Acq On : 10-28-21 11:11:42 Operator: KA  
 Sample : DMO STD 5 10/28/21 Inst : Apollo  
 Misc : water Multiplr: 1.00  
 IntFile : events.e  
 Quant Time: Oct 28 15:39 2021 Quant Results File: DOC1028.RES

Method : G:\APOLLO\DATA\211028\DOC1028.M (Chemstation Integrator)  
 Title : 8015 B&C  
 Last Update : Thu Oct 28 15:39:11 2021  
 Response via : Multiple Level Calibration

Volume Inj. : 2UL  
 Signal Phase : DB-5  
 Signal Info : FID02A

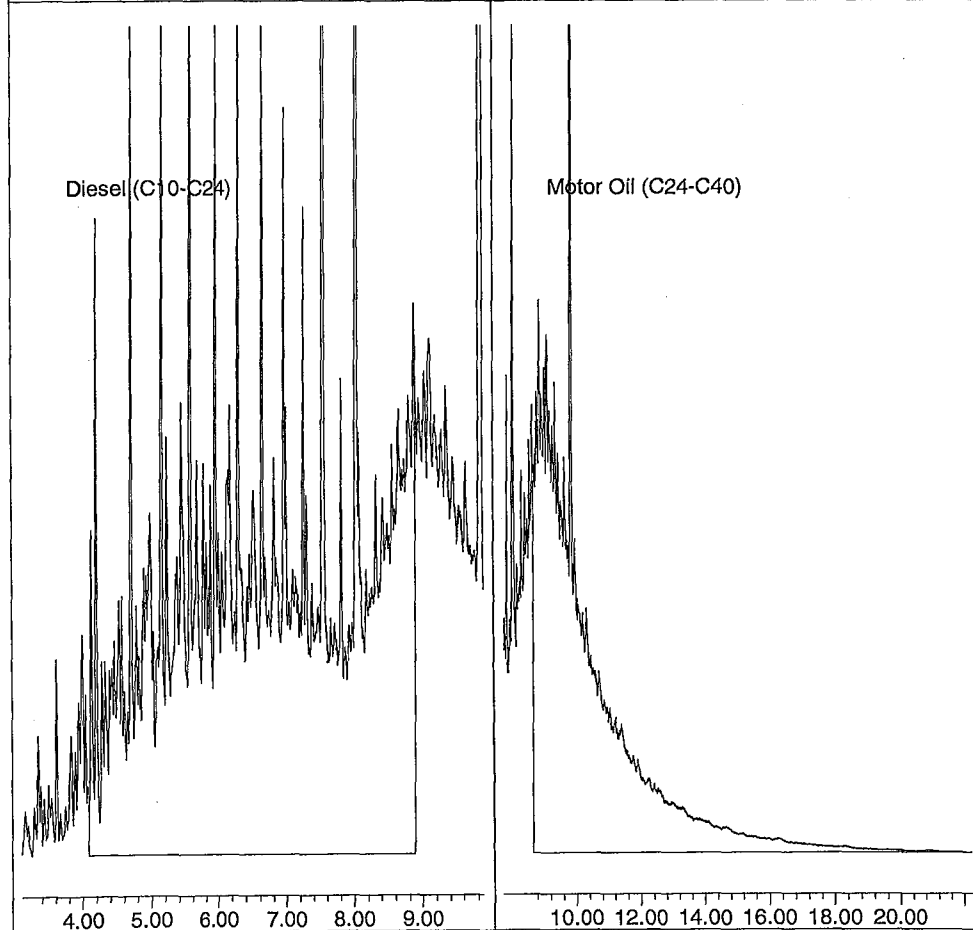
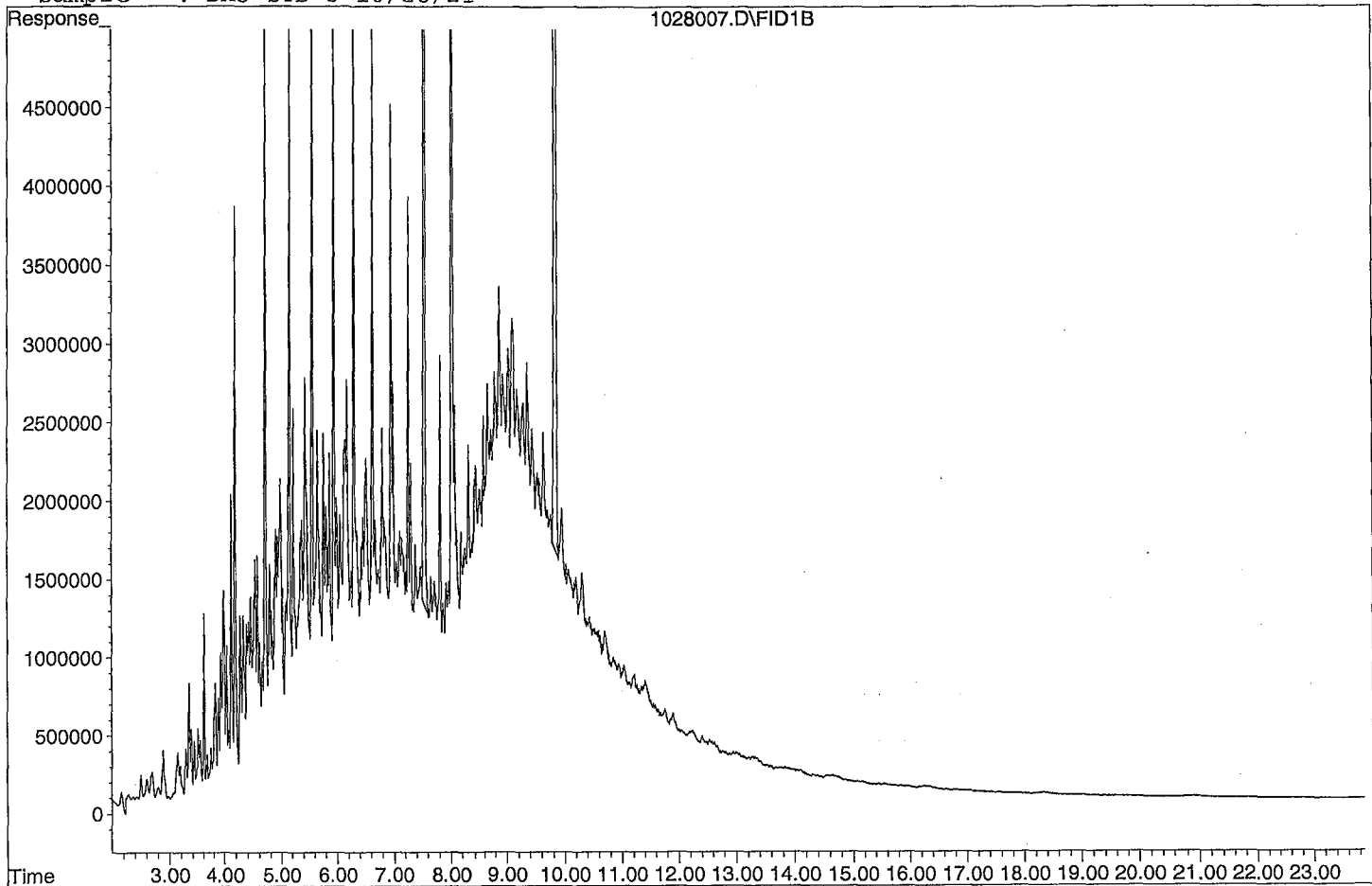
Compound	R.T.	Response	Conc Units
System Monitoring Compounds			
3) SA Ortho-Terphenyl(S)	7.54	292696553	46.794 ppb
Surrogate Spike 30.000		Recovery =	155.98%
4) SA Octacosane(S)	9.83	217041298	47.988 ppb
Surrogate Spike 30.000		Recovery =	159.96%
Target Compounds			
1) HATM Diesel (C10-C24)	6.49	4675985227	929.003 ppb
2) HBTM Motor Oil (C24-C40)	14.96	3391967397	989.959 ppb

Target Compounds

Quantitation Report

Data File: G:\APOLLO\DATA\211028\1028007.D

Sample : DMO STD 5 10/28/21



Data File : G:\APOLLO\DATA\211028\1028008.D Vial: 8  
 Acq On : 10-28-21 11:39:55 Operator: KA  
 Sample : DMO STD 6 10/28/21 Inst : Apollo  
 Misc : water Multiplr: 1.00  
 IntFile : events.e  
 Quant Time: Oct 28 15:39 2021 Quant Results File: DOC1028.RES

Method : G:\APOLLO\DATA\211028\DOC1028.M (Chemstation Integrator)  
 Title : 8015 B&C  
 Last Update : Thu Oct 28 15:39:11 2021  
 Response via : Multiple Level Calibration

Volume Inj. : 2UL  
 Signal Phase : DB-5  
 Signal Info : FID02A

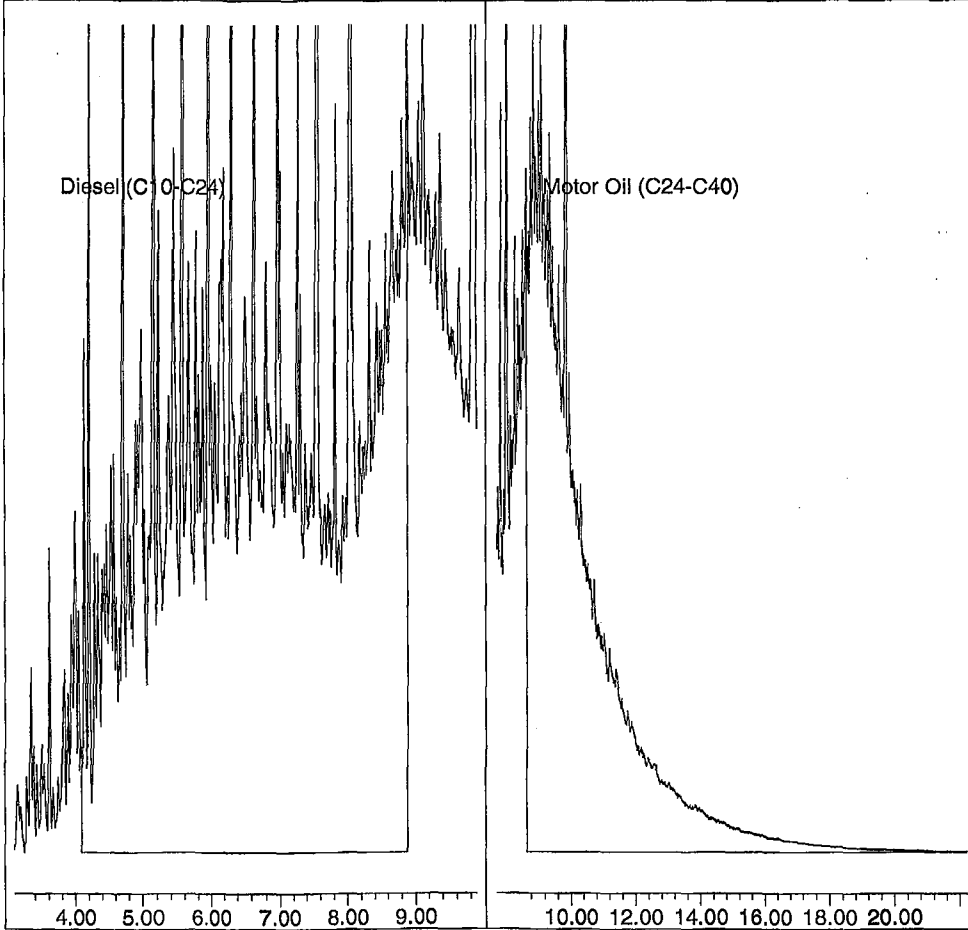
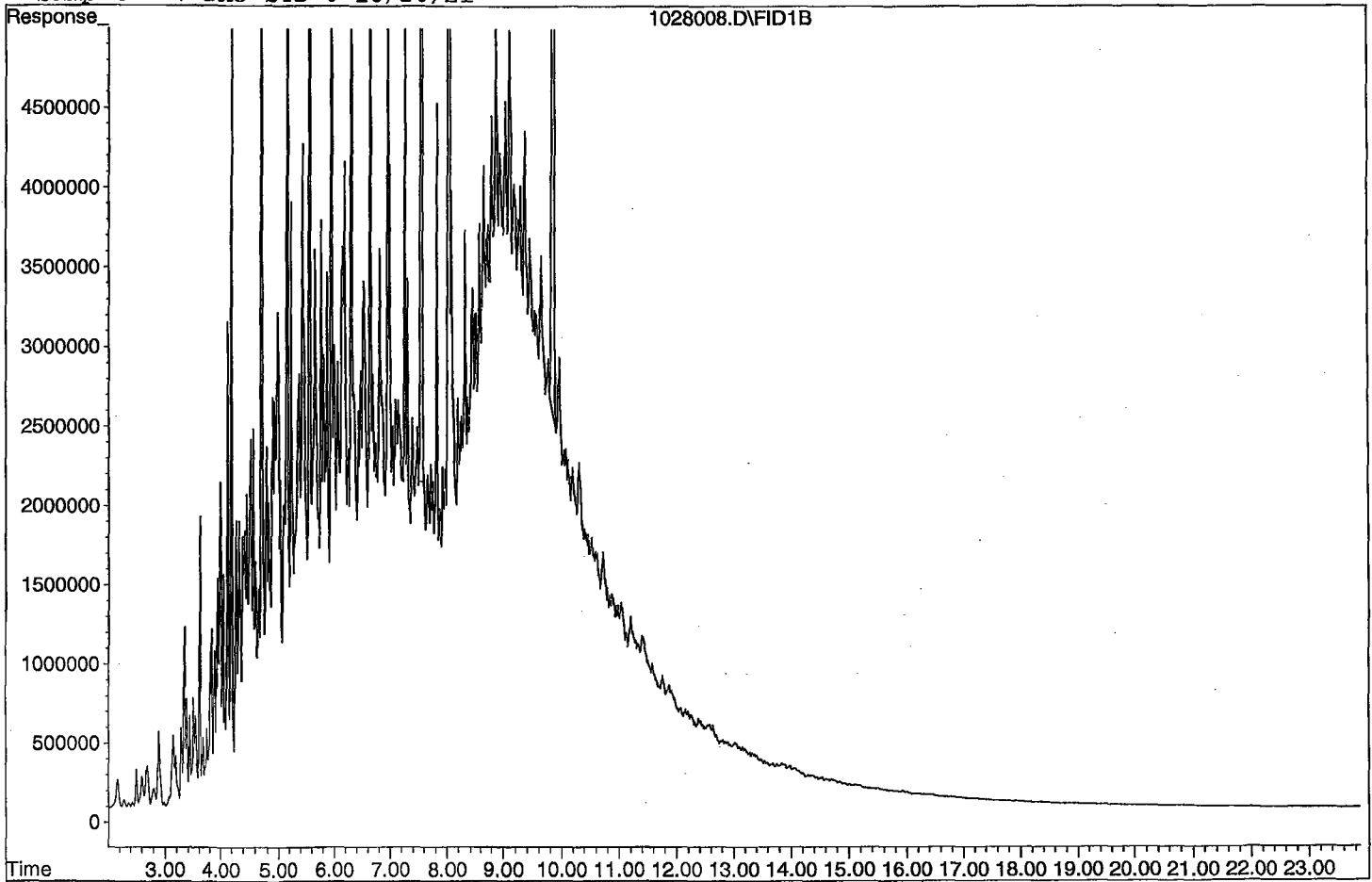
Compound	R.T.	Response	Conc Units
System Monitoring Compounds			
3) SA Ortho-Terphenyl(S)	7.54	435798382	69.672 ppb
Surrogate Spike 30.000		Recovery =	232.24%
4) SA Octacosane(S)	9.84	325688048	72.009 ppb
Surrogate Spike 30.000		Recovery =	240.03%
Target Compounds			
1) HATM Diesel (C10-C24)	6.49	7163144090	1423.140 ppb
2) HBTM Motor Oil (C24-C40)	14.96	5028351305	1472.405 ppb

Target Compounds

Quantitation Report

Data File: G:\APOLLO\DATA\211028\1028008.D

Sample : DMO STD 6 10/28/21



Data File : G:\APOLLO\DATA\211028\1028009.D Vial: 9  
 Acq On : 10-28-21 12:08:10 Operator: KA  
 Sample : DMO STD 7 10/28/21 Inst : Apollo  
 Misc : water Multiplr: 1.00  
 IntFile : events.e  
 Quant Time: Oct 28 15:39 2021 Quant Results File: DOC1028.RES

Method : G:\APOLLO\DATA\211028\DOC1028.M (Chemstation Integrator)  
 Title : 8015 B&C  
 Last Update : Thu Oct 28 15:39:11 2021  
 Response via : Multiple Level Calibration

Volume Inj. : 2UL  
 Signal Phase : DB-5  
 Signal Info : FID02A

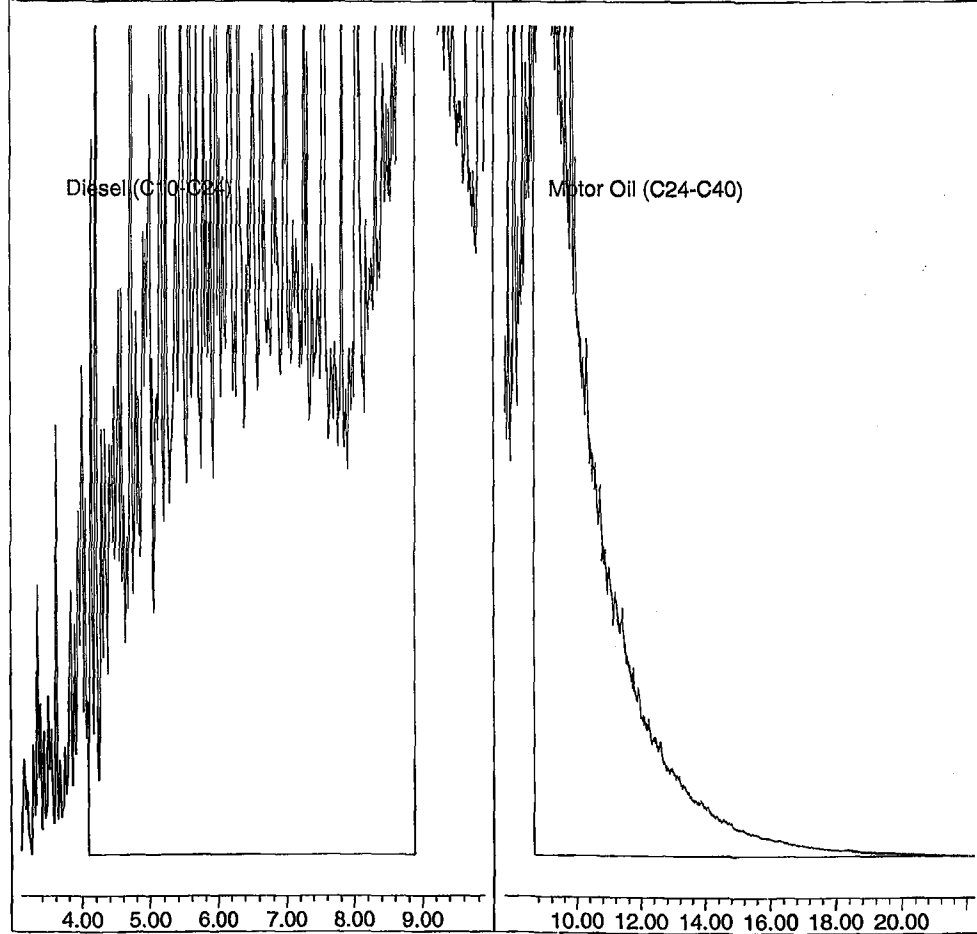
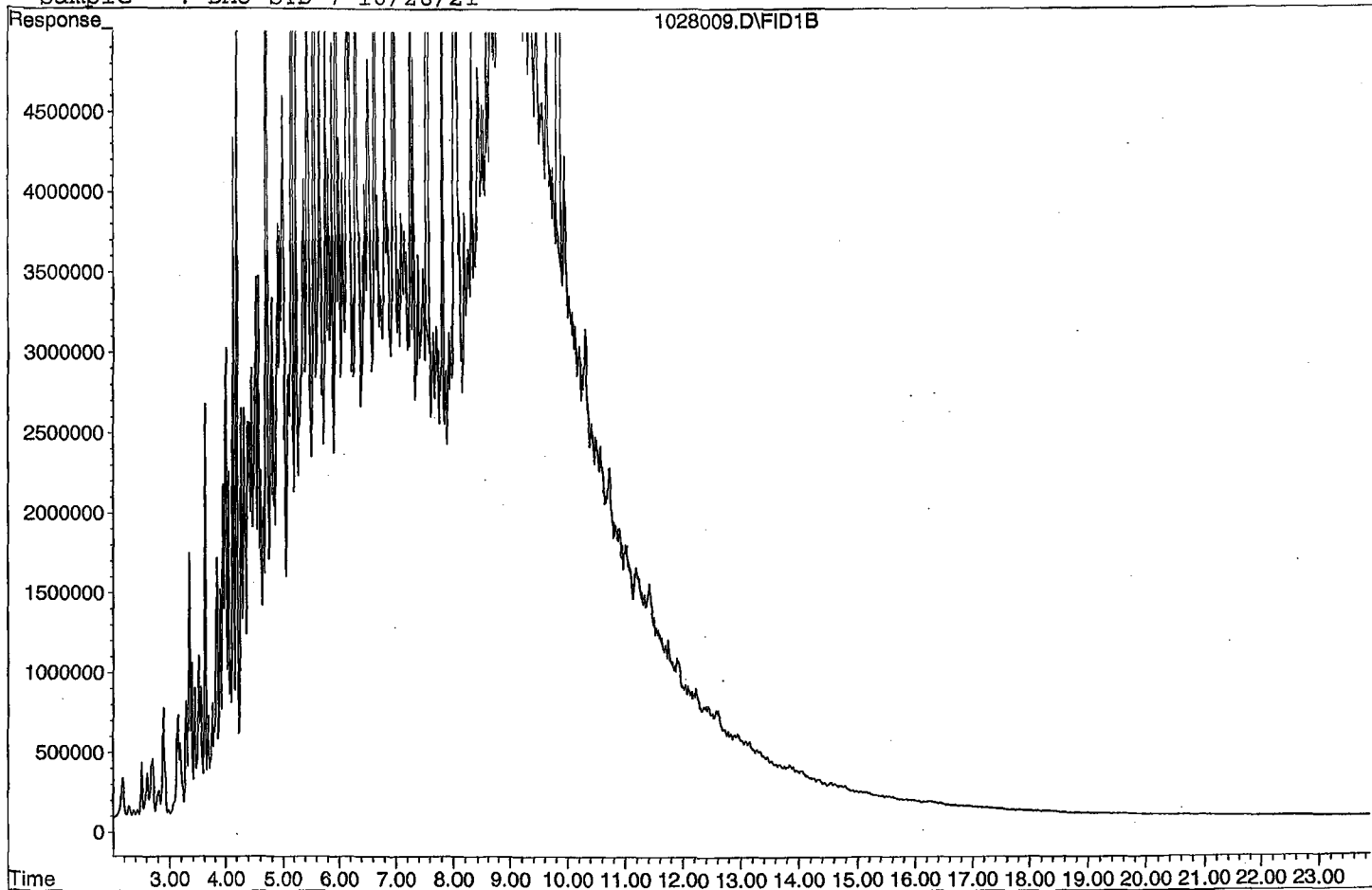
Compound	R.T.	Response	Conc Units
System Monitoring Compounds			
3) SA Ortho-Terphenyl(S)	7.54	617758709	98.762 ppb
Surrogate Spike 30.000		Recovery =	329.21%
4) SA Octacosane(S)	9.85	457331573	101.116 ppb
Surrogate Spike 30.000		Recovery =	337.05%
Target Compounds			
1) HATM Diesel (C10-C24)	6.49	10255165539	2037.448 ppb
2) HBTM Motor Oil (C24-C40)	14.96	6914631831	2028.526 ppb

Target Compounds

Quantitation Report

Data File: G:\APOLLO\DATA\211028\1028009.D

Sample : DMO STD 7 10/28/21



TPH Extractables  
DOC1028

Form 7

Second Source Calibration

Lab Name: APPL, Inc.  
Case No: \_\_\_\_\_  
Matrix: Water

SDG No: \_\_\_\_\_  
Date Analyzed: 10/28/2021  
Instrument: Apollo  
Initial Cal. Date: 10/28/2021  
Data File: 1028010.D

		Compound	MEAN	CCRF	%D		%Drift
1	HATM	Diesel (C10-C24)	2516670	2266400	9.9	HATM	
2	HBTM	Motor Oil (C24-C40)	2492040	1663520	33	HBTML	5.9
3							
4							
5							
6							
7							
8							
9							
10							
11							
12							
13							
14							
15							
16							
17							
18							
19							
20							
21							
22							
23							
24							
25							
26							
27							
28							
29							
30							
31							
32							
33							
34							
35							
36							
37							
38							
39							
40							

Average

21.5

Data File : G:\APOLLO\DATA\211028\1028010.D Vial: 10  
 Acq On : 10-28-21 12:36:26 Operator: KA  
 Sample : DMO Second Source 10/28/21 Inst : Apollo  
 Misc : water Multiplr: 1.00  
 IntFile : events.e  
 Quant Time: Oct 28 15:39 2021 Quant Results File: DOC1028.RES

Method : G:\APOLLO\DATA\211028\DOC1028.M (Chemstation Integrator)  
 Title : 8015 B&C  
 Last Update : Thu Oct 28 15:39:11 2021  
 Response via : Multiple Level Calibration

Volume Inj. : 2UL  
 Signal Phase : DB-5  
 Signal Info : FID02A

Compound	R.T.	Response	Conc Units
System Monitoring Compounds			
3) SA Ortho-Terphenyl(S)	7.53	4250105	0.679 ppb
Surrogate Spike 30.000		Recovery =	2.26%
4) SA Octacosane(S)	9.83	-3553	N.D. ppb
Surrogate Spike 30.000		Recovery =	0.00%
Target Compounds			
1) HATM Diesel (C10-C24)	6.49	1133202337	225.139 ppb
2) HBTM Motor Oil (C24-C40)	14.96	831758038	235.148 ppb


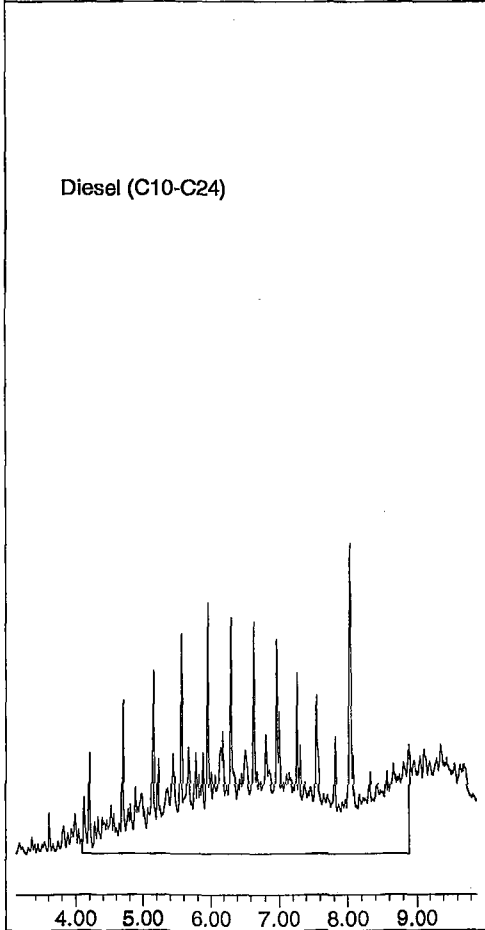
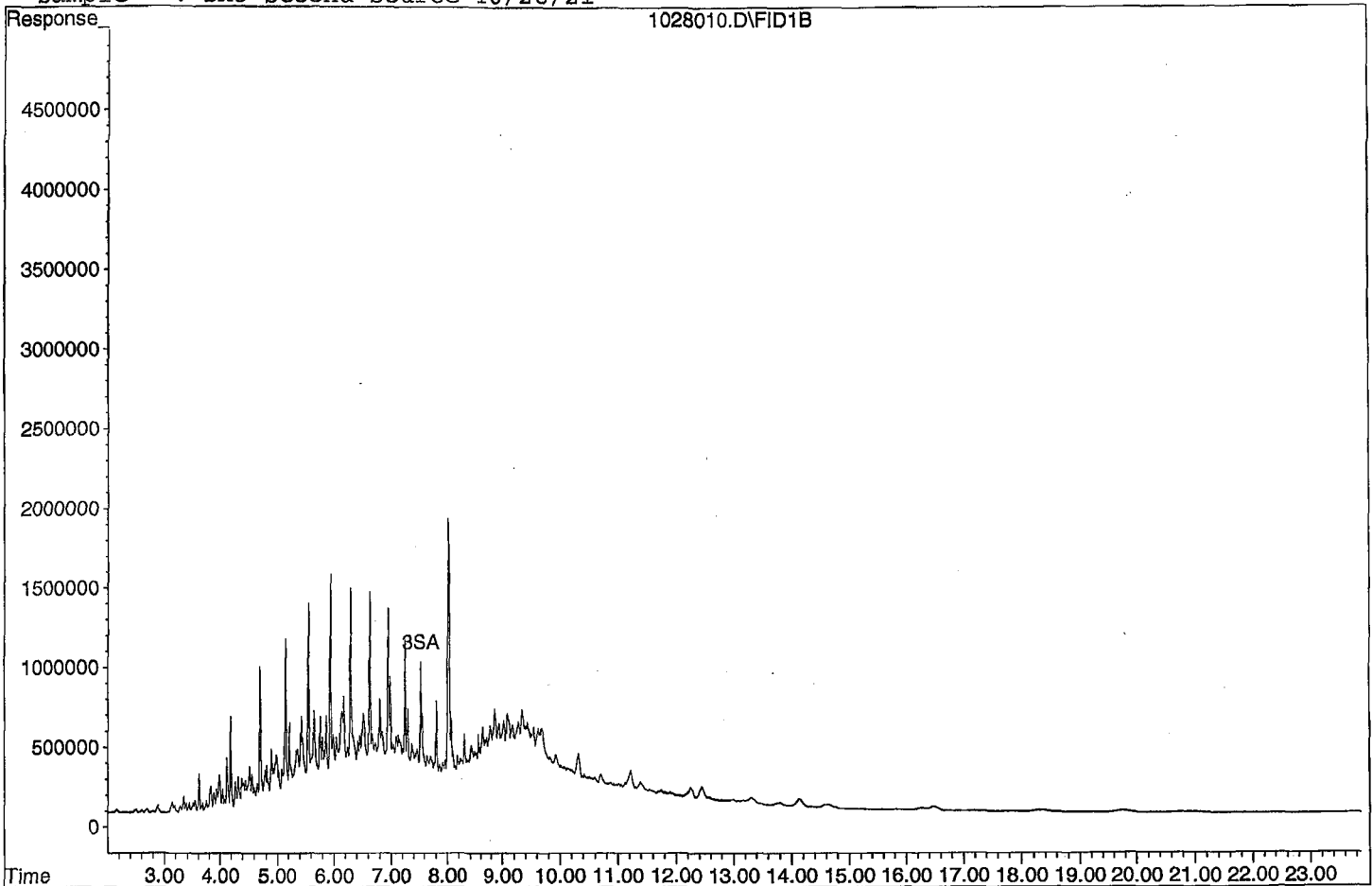
Target Compounds

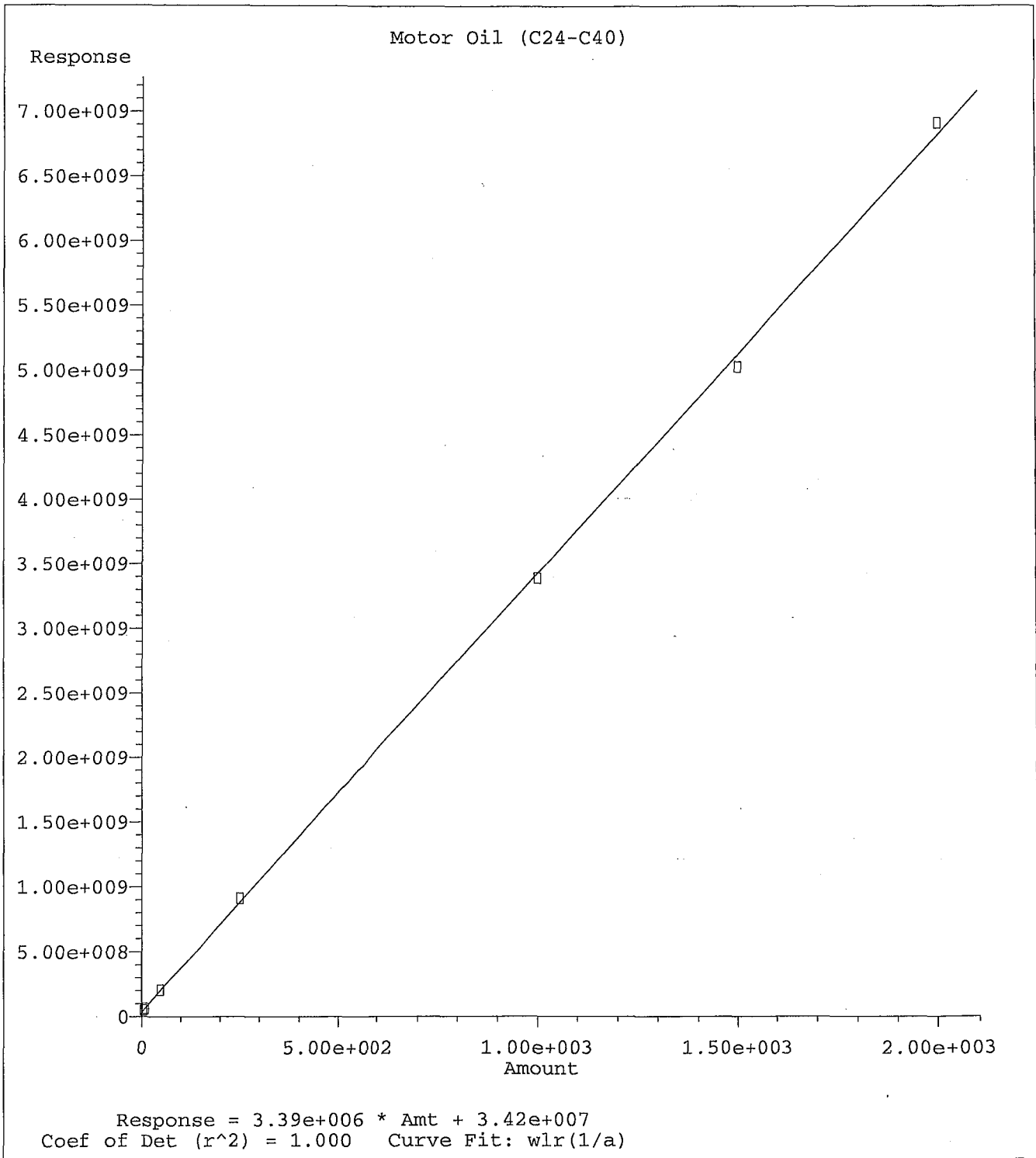


Quantitation Report

Data File: G:\APOLLO\DATA\211028\1028010.D

Sample : DMO Second Source 10/28/21





Method Name: G:\APOLLO\DATA\211028\DOC1028.M  
 Calibration Table Last Updated: Thu Oct 28 15:37:06 2021

TPH Extractables  
DOC1028

Form 7

Continuing Calibration

Lab Name: APPL, Inc.  
Case No: \_\_\_\_\_  
Matrix: Water

SDG No: \_\_\_\_\_  
Date Analyzed: 11/2/2021  
Instrument: Apollo  
Initial Cal. Date: 10/28/2021  
Data File: 1101043.D

		Compound	MEAN	CCRF	%D	%Drift	
1	HATM	Diesel (C10-C24)	2516670	2421640	3.8	HATM	
2	HBTM	Motor Oil (C24-C40)	2492040	1882350	24	HBTML	7.0
3	SA	Ortho-Terphenyl(S)	3127510	3042570	2.7	SA	
4	SA	Octacosane(S)	2261430	2222000	1.7	SA	
5							
6							
7							
8							
9							
10							
11							
12							
13							
14							
15							
16							
17							
18							
19							
20							
21							
22							
23							
24							
25							
26							
27							
28							
29							
30							
31							
32							
33							
34							
35							
36							
37							
38							
39							
40							

Average

8.1

Data File : G:\APOLLO\DATA\211101\1101043.D Vial: 43  
 Acq On : 11-2-21 12:50:56 Operator: KA  
 Sample : DMO LVL 4 CCV 10/27/21 Inst : Apollo  
 Misc : water Multiplr: 1.00  
 IntFile : events.e  
 Quant Time: Nov 18 9:25 2021 Quant Results File: DOC1028.RES

Method : G:\APOLLO\DATA\211028\DOC1028.M (Chemstation Integrator)  
 Title : 8015 B&C  
 Last Update : Thu Nov 18 09:25:49 2021  
 Response via : Multiple Level Calibration

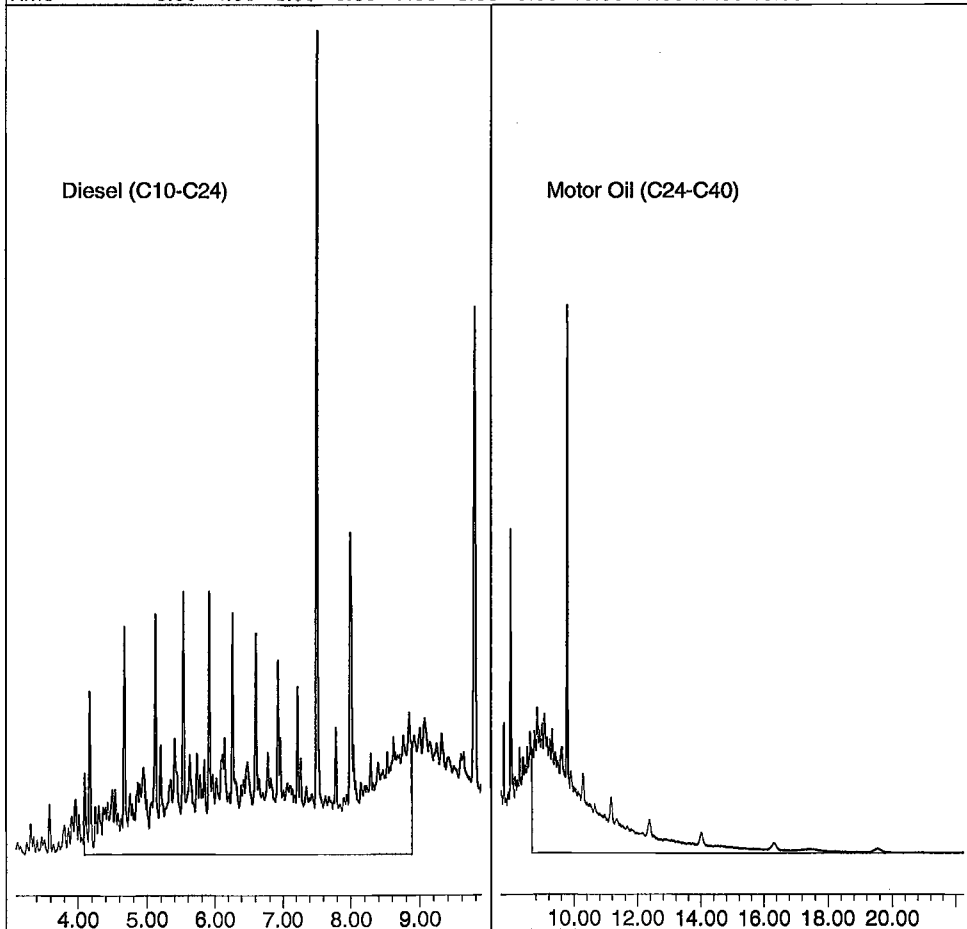
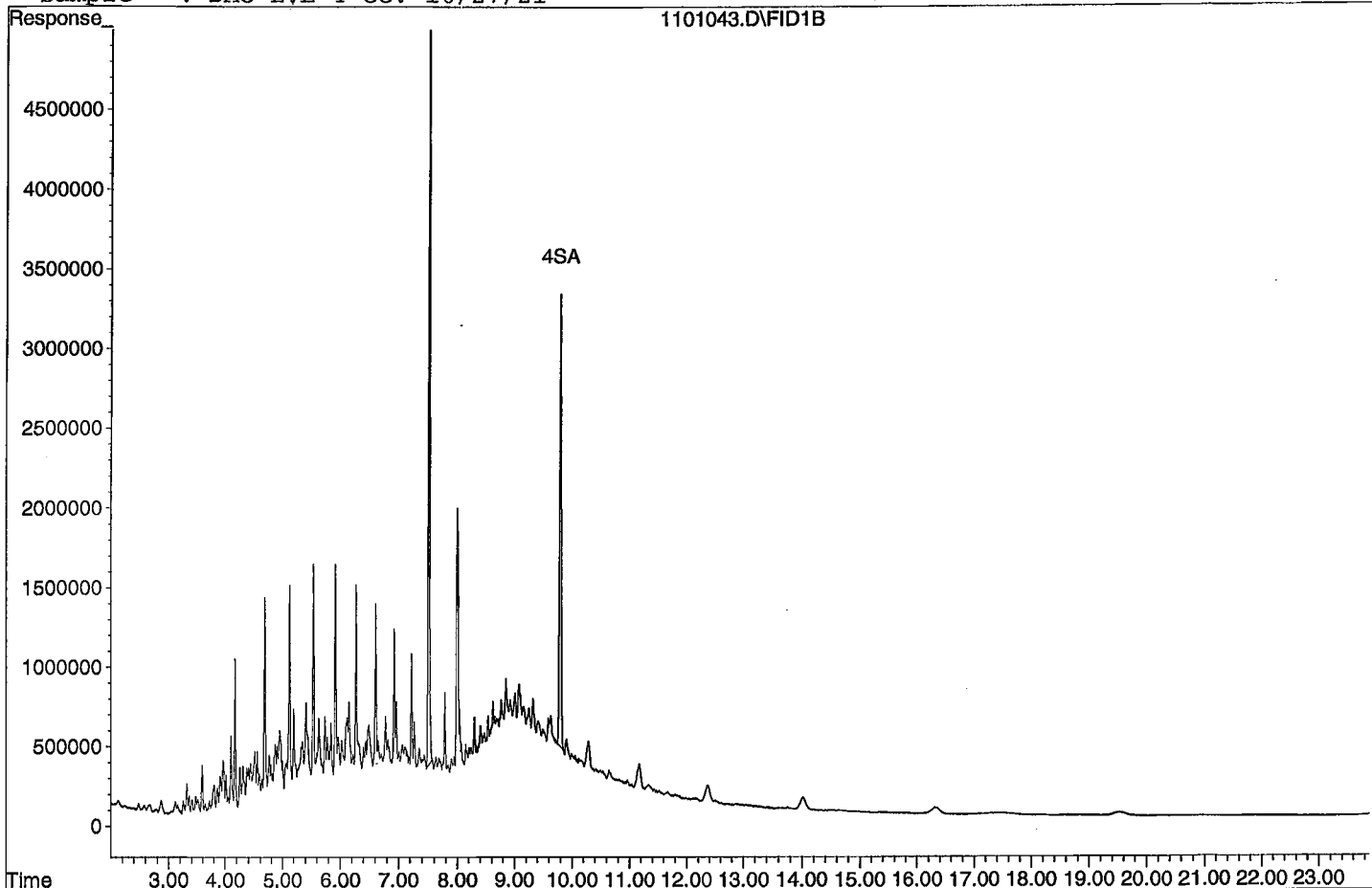
Volume Inj. : 2UL  
 Signal Phase : DB-5  
 Signal Info : FID02A

Compound	R.T.	Response	Conc Units
System Monitoring Compounds			
3) SA Ortho-Terphenyl(S)	7.51	76064140	12.161 ppb
Surrogate Spike 30.000		Recovery =	40.54%
4) SA Octacosane(S)	9.79	55549901	12.282 ppb
Surrogate Spike 30.000		Recovery =	40.94%
Target Compounds			
1) HATM Diesel (C10-C24)	6.49	1210818077	240.560 ppb
2) HBTM Motor Oil (C24-C40)	14.96	941177047	267.407 ppb
Target Compounds			

Quantitation Report

Data File: G:\APOLLO\DATA\211101\1101043.D

Sample : DMO LVL 4 CCV 10/27/21



TPH Extractables  
DOC1028

Form 7

Continuing Calibration

Lab Name: APPL, Inc.

SDG No: \_\_\_\_\_

Case No: \_\_\_\_\_

Date Analyzed: 11/2/2021

Matrix: Water

Instrument: Apollo

Initial Cal. Date: 10/28/2021

Data File: 1101060.D

		Compound	MEAN	CCRF	%D	%Drift	
1	HATM	Diesel (C10-C24)	2516670	2452670	2.5	HATM	
2	HBTM	Motor Oil (C24-C40)	2492040	1852340	26	HBTML	5.2
3	SA	Ortho-Terphenyl(S)	3127510	3053340	2.4	SA	
4	SA	Octacosane(S)	2261430	2273270	0.52	SA	
5							
6							
7							
8							
9							
10							
11							
12							
13							
14							
15							
16							
17							
18							
19							
20							
21							
22							
23							
24							
25							
26							
27							
28							
29							
30							
31							
32							
33							
34							
35							
36							
37							
38							
39							
40		Average			7.9		

Data File : G:\APOLLO\DATA\211101\1101060.D Vial: 60  
 Acq On : 11-2-21 20:52:14 Operator: KA  
 Sample : DMO LVL 4 CCV 10/27/21 Inst : Apollo  
 Misc : water Multiplr: 1.00  
 IntFile : events.e  
 Quant Time: Nov 18 9:27 2021 Quant Results File: DOC1028.RES

Method : G:\APOLLO\DATA\211028\DOC1028.M (Chemstation Integrator)  
 Title : 8015 B&C  
 Last Update : Thu Nov 18 09:25:49 2021  
 Response via : Multiple Level Calibration

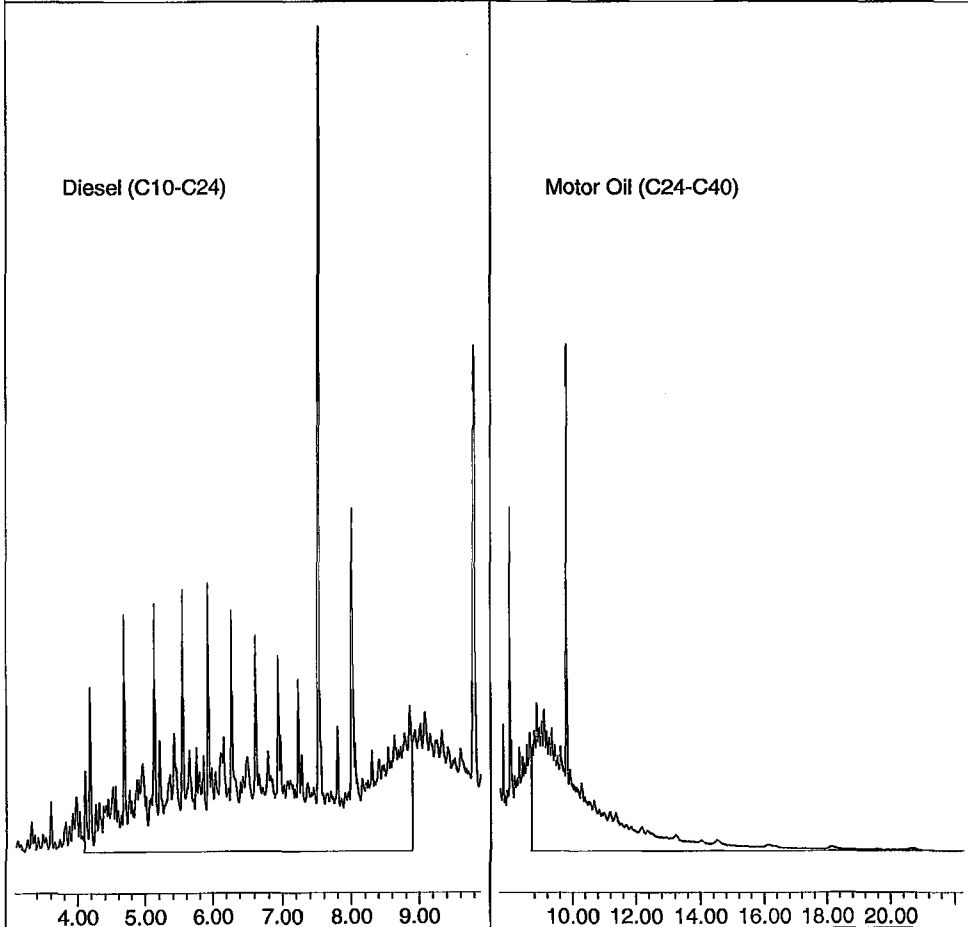
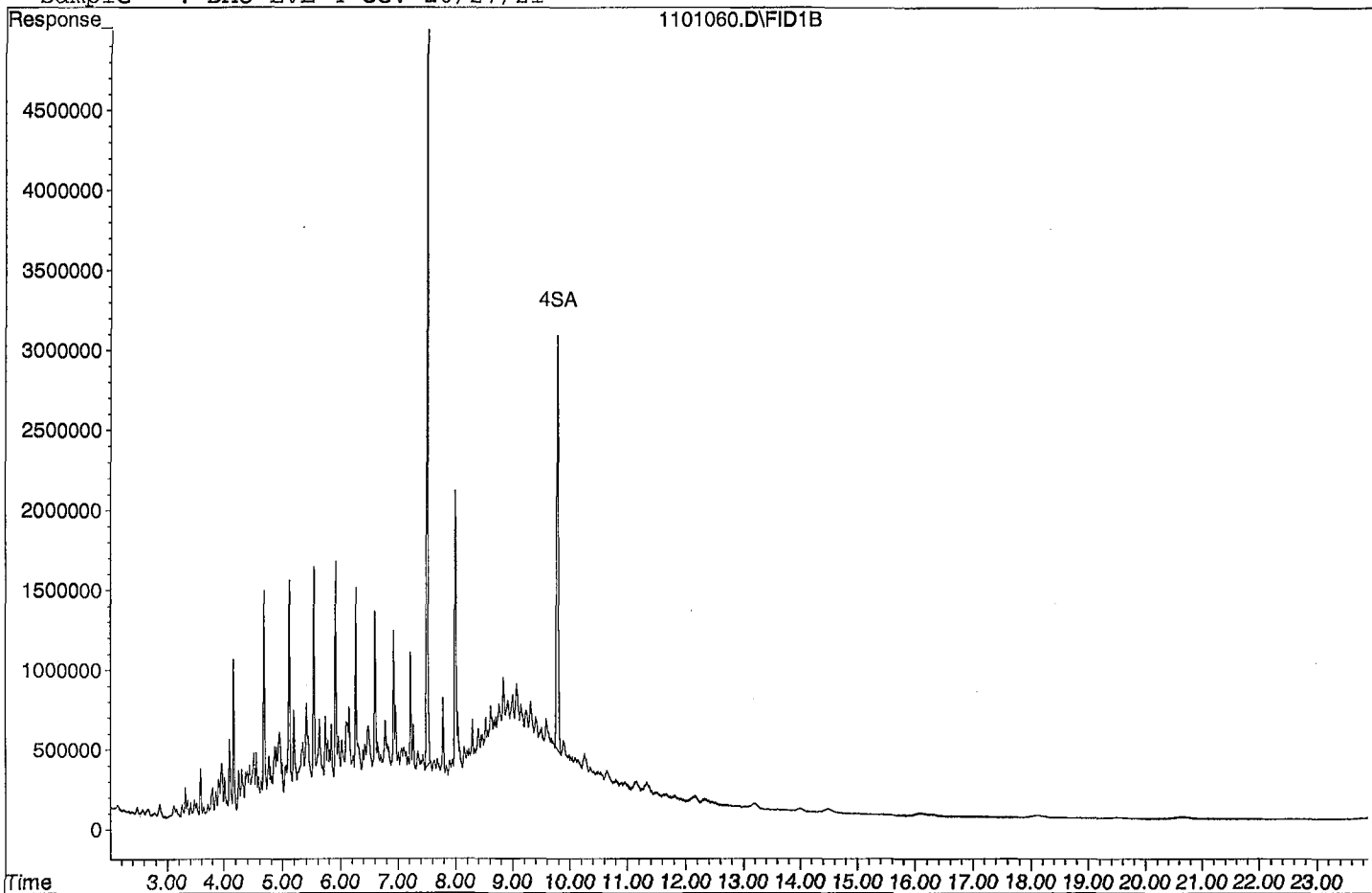
Volume Inj. : 2UL  
 Signal Phase : DB-5  
 Signal Info : FID02A

Compound	R.T.	Response	Conc Units
System Monitoring Compounds			
3) SA Ortho-Terphenyl(S)	7.51	76333578	12.204 ppb
Surrogate Spike 30.000		Recovery =	40.68%
4) SA Octacosane(S)	9.79	56831725	12.565 ppb
Surrogate Spike 30.000		Recovery =	41.88%
Target Compounds			
1) HATM Diesel (C10-C24)	6.49	1226334750	243.642 ppb
2) HBTM Motor Oil (C24-C40)	14.96	926170268	262.983 ppb
Target Compounds			

Quantitation Report

Data File: G:\APOLLO\DATA\211101\1101060.D

Sample : DMO LVL 4 CCV 10/27/21





---

**ORGANICS**  
**Raw Data**

Data File : G:\APOLLO\DATA\211101\1101048.D Vial: 48  
 Acq On : 11-2-21 15:12:40 Operator: KA  
 Sample : BA44381W01 5/1000 Inst : Apollo  
 Misc : water Multiplr: 5.00  
 IntFile : events.e  
 Quant Time: Nov 3 11:16 2021 Quant Results File: DOC1028.RES

Method : G:\APOLLO\DATA\211028\DOC1028.M (Chemstation Integrator)  
 Title : 8015 B&C  
 Last Update : Tue Nov 02 14:56:02 2021  
 Response via : Multiple Level Calibration

Volume Inj. : 2UL  
 Signal Phase : DB-5  
 Signal Info : FID02A

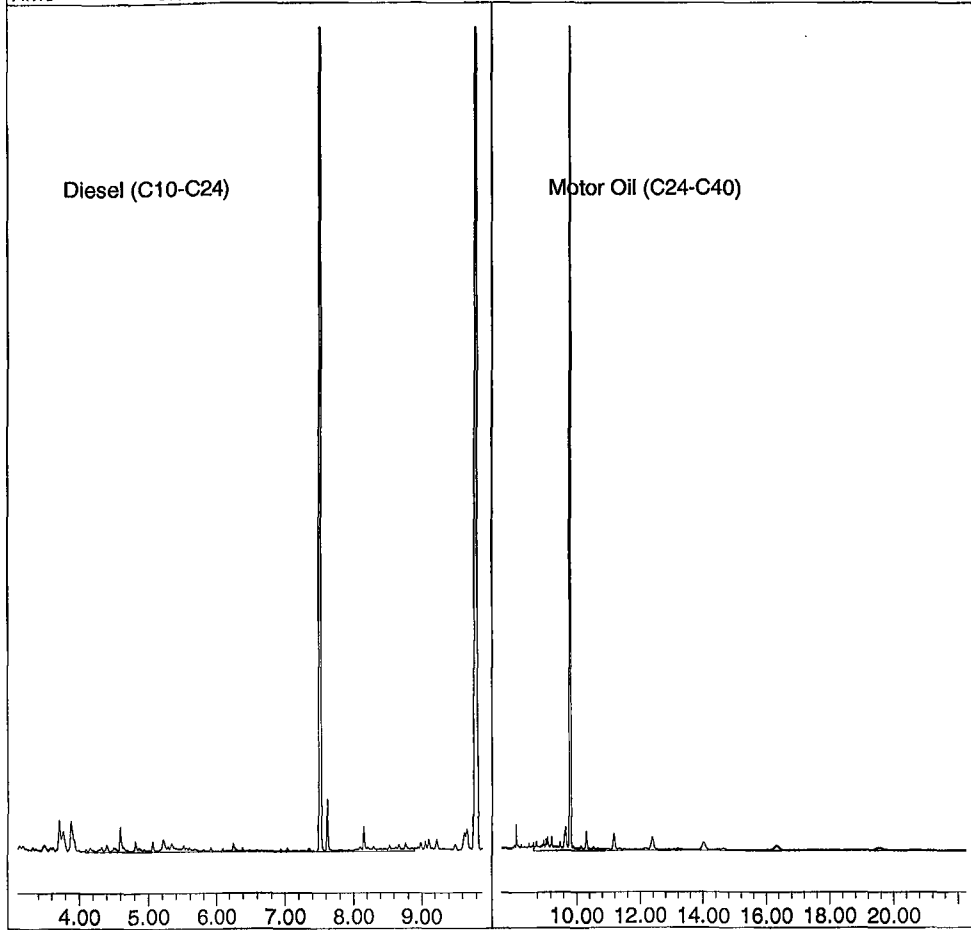
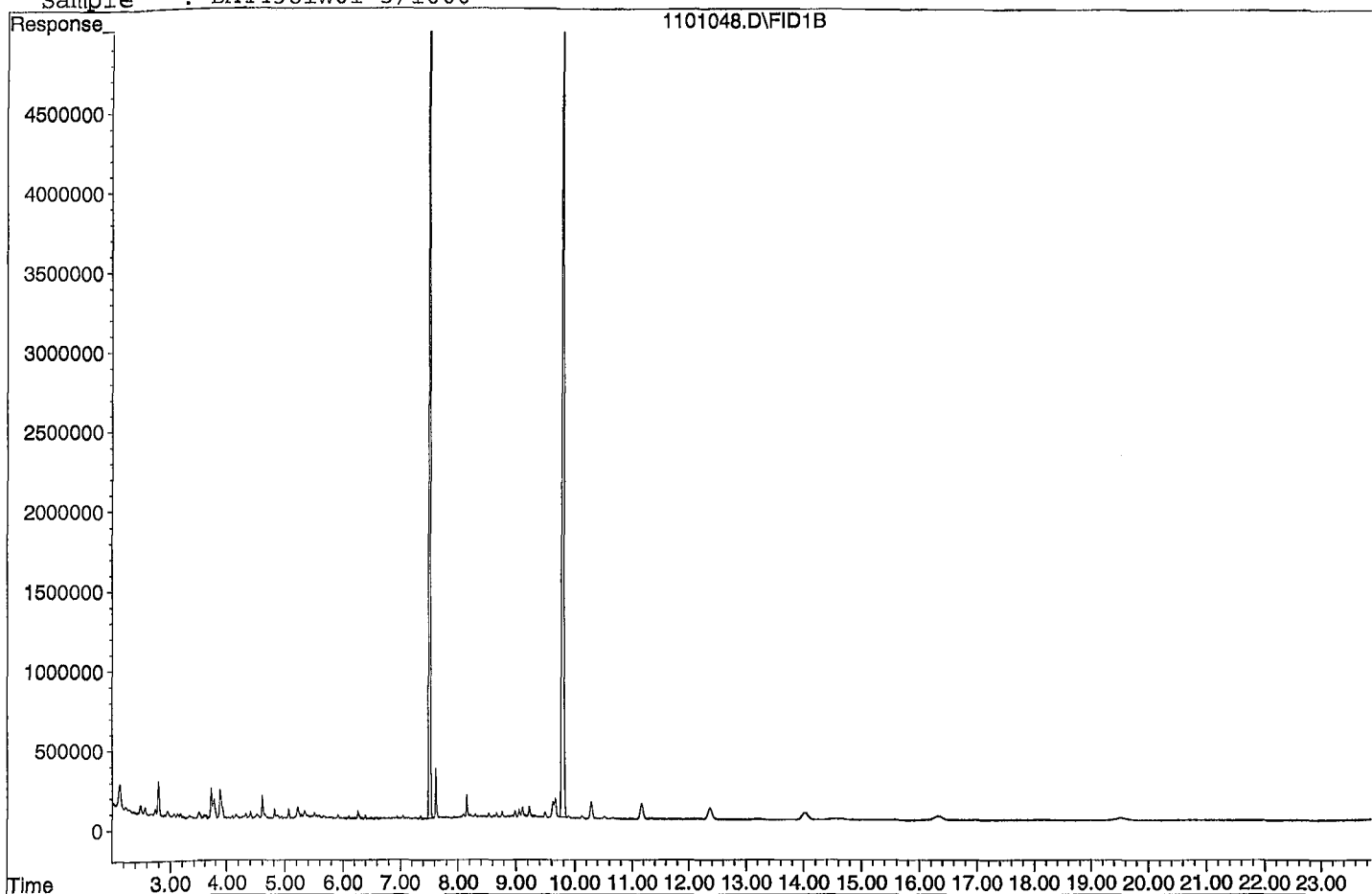
Compound	R.T.	Response	Conc Units
-----			
System Monitoring Compounds			
3) SA Ortho-Terphenyl(S)	7.51	137642488	110.026 ppb
Surrogate Spike 150.000		Recovery =	73.35%
4) SA Octacosane(S)	9.79	121422836	134.232 ppb
Surrogate Spike 150.000		Recovery =	89.49%
Target Compounds			
1) HATM Diesel (C10-C24)	6.49	44237232	43.944 ppb
2) HBTM Motor Oil (C24-C40)	14.96	85061080	75.018 ppb

Target Compounds

Quantitation Report

Data File: G:\APOLLO\DATA\211101\1101048.D

Sample : BA44381W01 5/1000



Quantitation Report (QT Reviewed)

Data File : G:\APOLLO\DATA\211101\1101049.D Vial: 49  
 Acq On : 11-2-21 15:41:01 Operator: KA  
 Sample : BA44382W01 5/1000 Inst : Apollo  
 Misc : water Multiplr: 5.00  
 IntFile : events.e  
 Quant Time: Nov 3 10:31 2021 Quant Results File: DOC1028.RES

Method : G:\APOLLO\DATA\211028\DOC1028.M (Chemstation Integrator)  
 Title : 8015 B&C  
 Last Update : Tue Nov 02 14:56:02 2021  
 Response via : Multiple Level Calibration

Volume Inj. : 2UL  
 Signal Phase : DB-5  
 Signal Info : FID02A

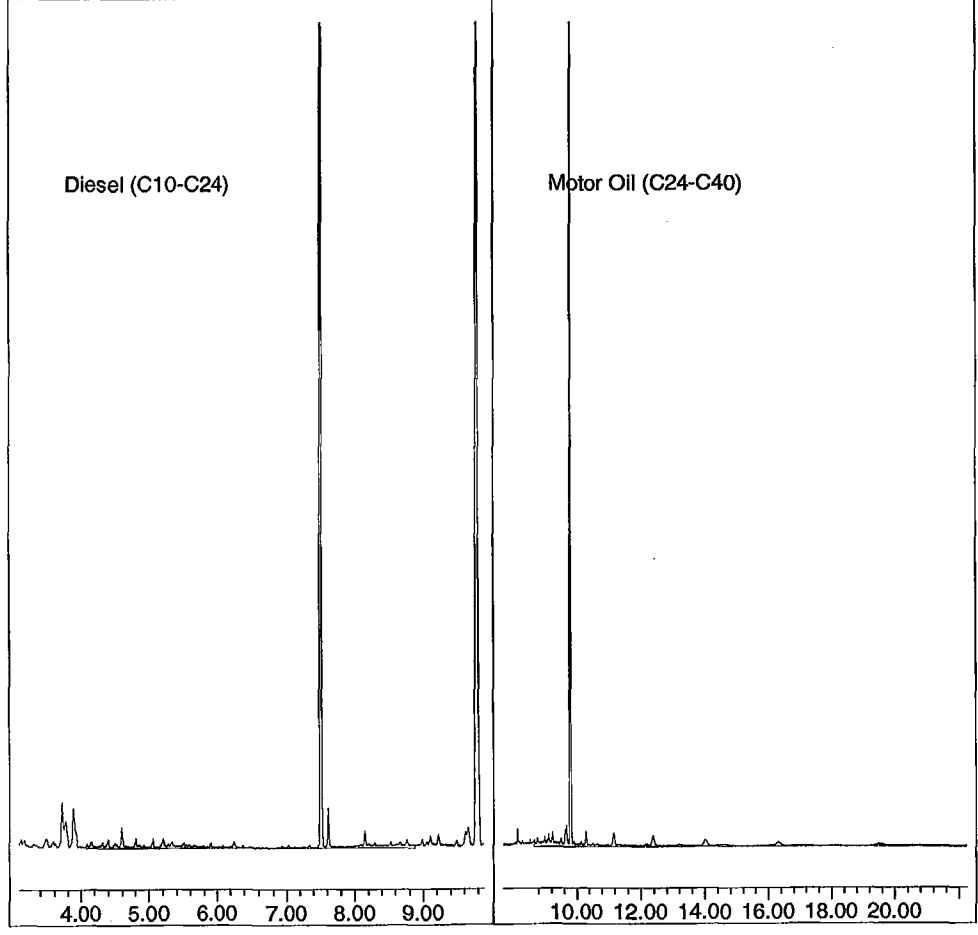
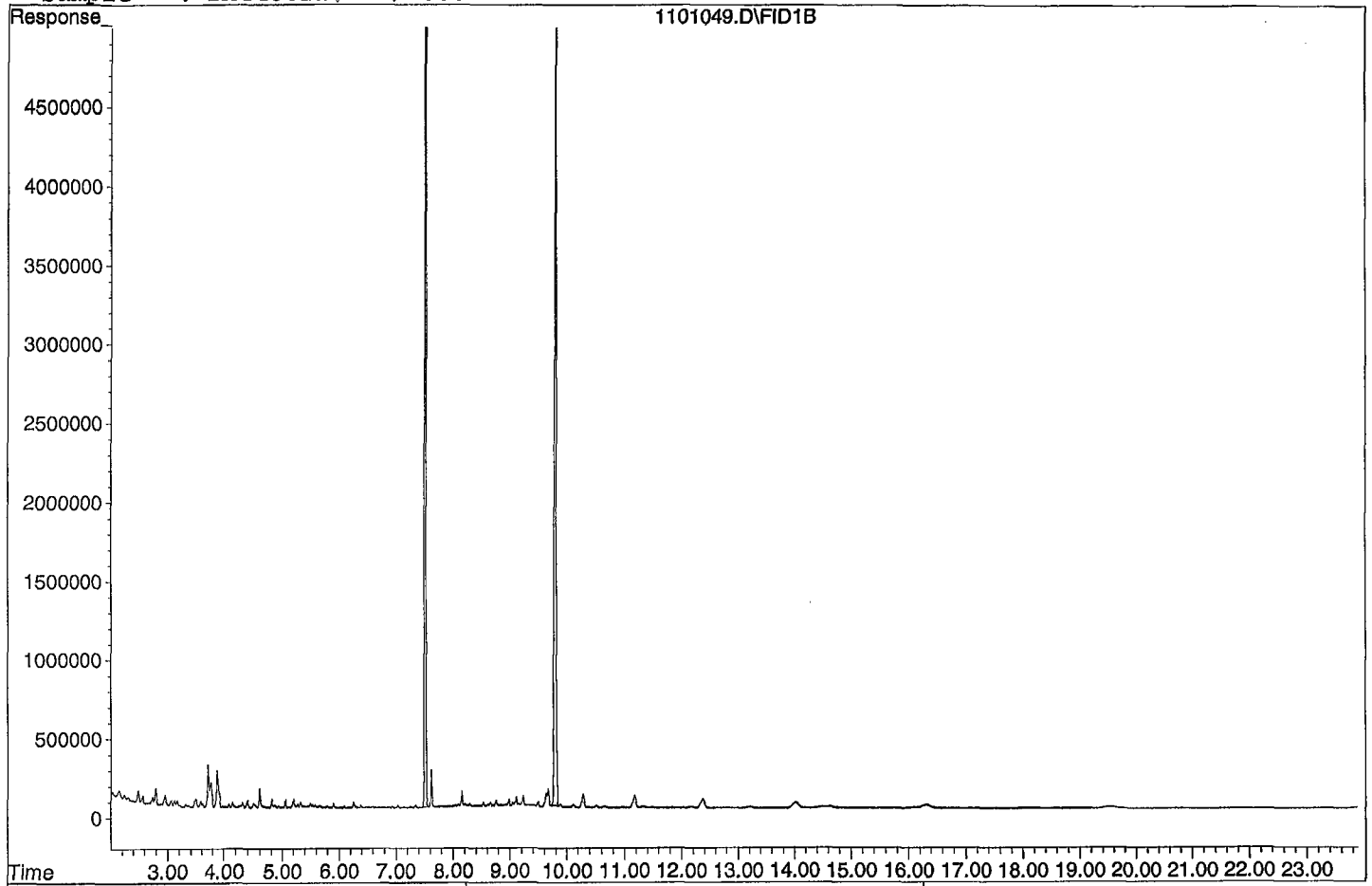
Compound	R.T.	Response	Conc Units
-----			
System Monitoring Compounds			
3) SA Ortho-Terphenyl(S)	7.51	129455860	103.482 ppb
Surrogate Spike 150.000		Recovery =	68.99%
4) SA Octacosane(S)	9.79	113754053	125.755 ppb
Surrogate Spike 150.000		Recovery =	83.84%
Target Compounds			
1) HATM Diesel (C10-C24)	6.49	40782252	40.512 ppb
2) HBTM Motor Oil (C24-C40)	14.96	79160686	66.320 ppb

Target Compounds

Quantitation Report

Data File: G:\APOLLO\DATA\211101\1101049.D

Sample : BA44382W01 5/1000



Quantitation Report (QT Reviewed)

Data File : G:\APOLLO\DATA\211101\1101044.D Vial: 44  
 Acq On : 11-2-21 13:19:16 Operator: KA  
 Sample : 211028A BLK 5/1000 Inst : Apollo  
 Misc : water Multiplr: 5.00  
 IntFile : events.e  
 Quant Time: Nov 3 10:31 2021 Quant Results File: DOC1028.RES

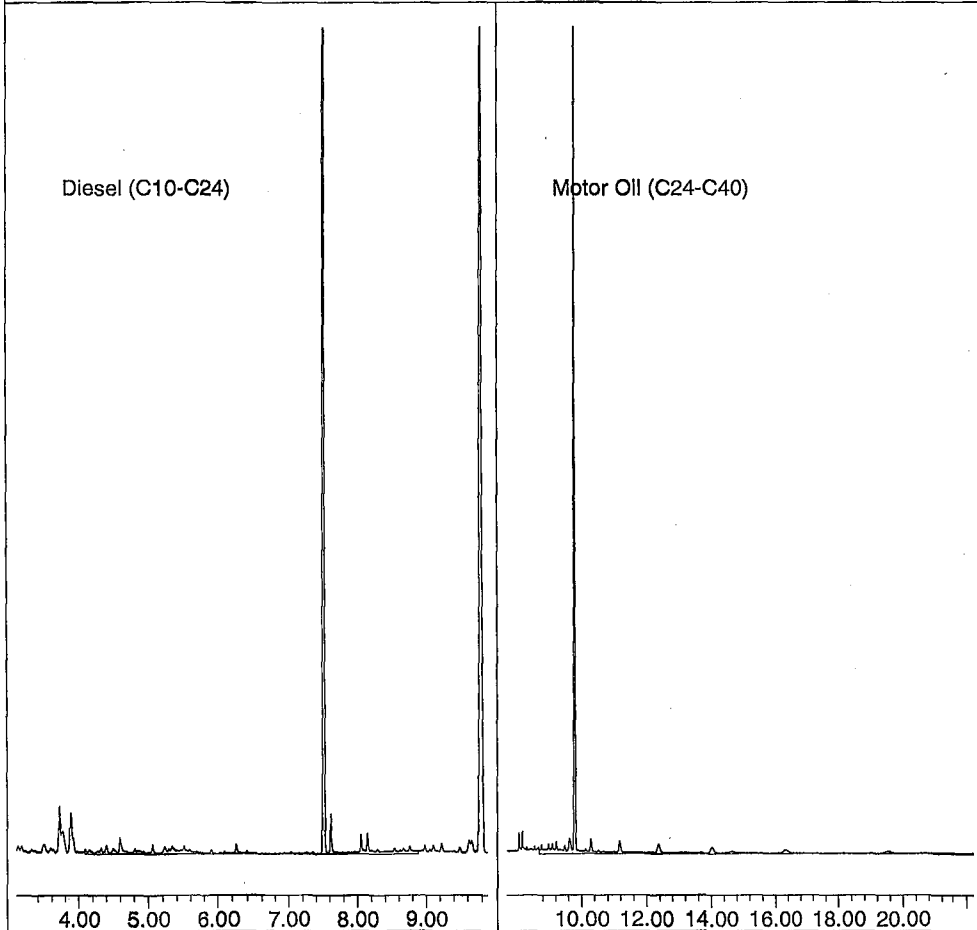
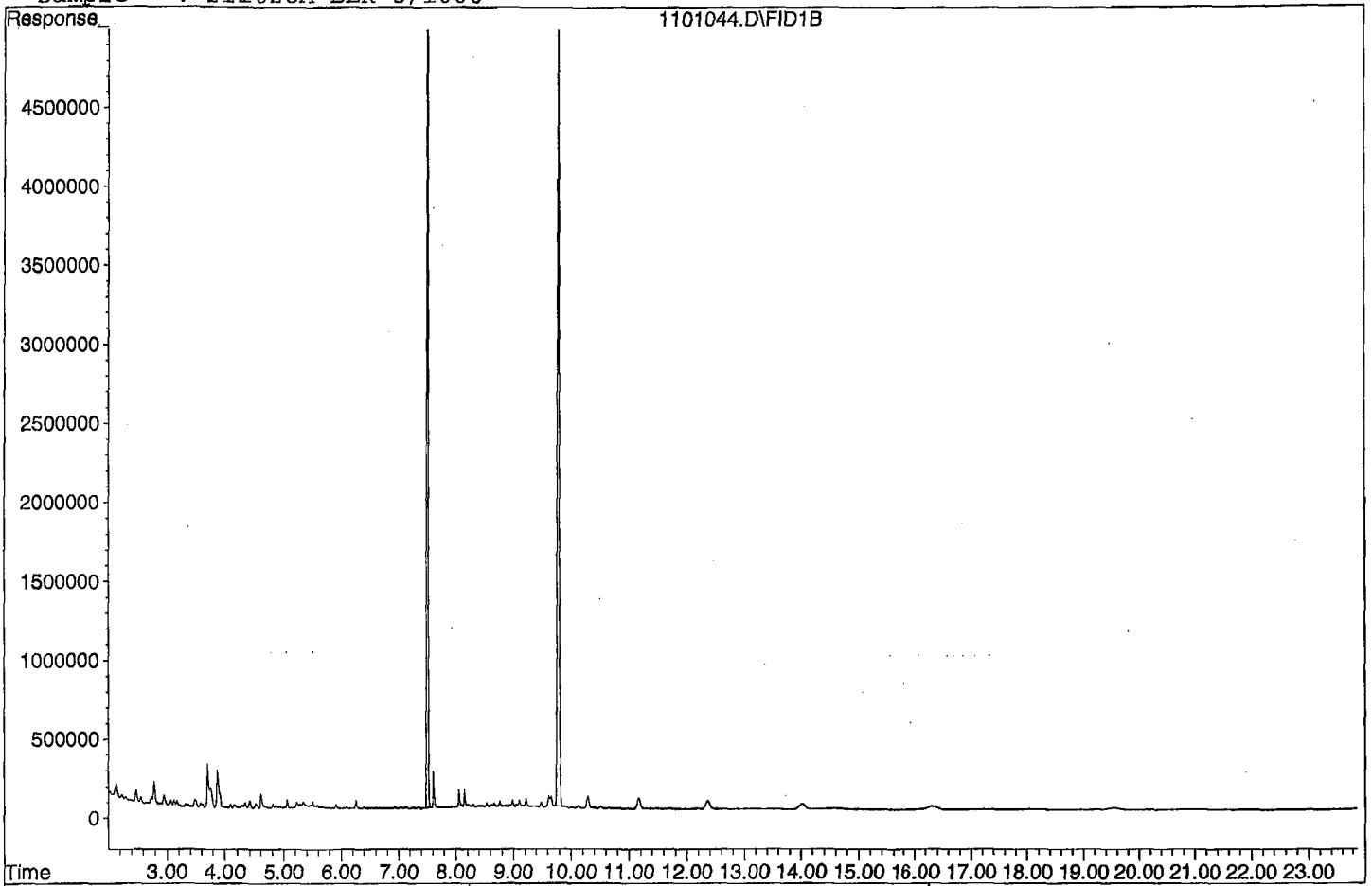
Method : G:\APOLLO\DATA\211028\DOC1028.M (Chemstation Integrator)  
 Title : 8015 B&C  
 Last Update : Tue Nov 02 14:56:02 2021  
 Response via : Multiple Level Calibration

Volume Inj. : 2UL  
 Signal Phase : DB-5  
 Signal Info : FID02A

Compound	R.T.	Response	Conc Units
System Monitoring Compounds			
3) SA Ortho-Terphenyl(S)	7.51	130170122	104.053 ppb
Surrogate Spike 150.000		Recovery =	69.37%
4) SA Octacosane(S)	9.79	114312276	126.372 ppb
Surrogate Spike 150.000		Recovery =	84.25%
Target Compounds			
1) HATM Diesel (C10-C24)	6.49	43139665	42.854 ppb
2) HBTM Motor Oil (C24-C40)	14.96	76805451	62.848 ppb
Target Compounds			

Quantitation Report

Data File: G:\APOLLO\DATA\211101\1101044.D  
Sample : 211028A BLK 5/1000



Data File : G:\APOLLO\DATA\211101\1101045.D Vial: 45  
 Acq On : 11-2-21 13:47:33 Operator: KA  
 Sample : 211028A LCS-1 5/1000 Inst : Apollo  
 Misc : water Multiplr: 5.00  
 IntFile : events.e  
 Quant Time: Nov 3 10:31 2021 Quant Results File: DOC1028.RES

Method : G:\APOLLO\DATA\211028\DOC1028.M (Chemstation Integrator)  
 Title : 8015 B&C  
 Last Update : Tue Nov 02 14:56:02 2021  
 Response via : Multiple Level Calibration

Volume Inj. : 2UL  
 Signal Phase : DB-5  
 Signal Info : FID02A

Compound	R.T.	Response	Conc Units
System Monitoring Compounds			
3) SA Ortho-Terphenyl(S)	7.51	103836756	83.003 ppb
Surrogate Spike 150.000		Recovery =	55.34%
4) SA Octacosane(S)	9.79	90165565	99.678 ppb
Surrogate Spike 150.000		Recovery =	66.45%
Target Compounds			
1) HATM Diesel (C10-C24)	6.49	32268722	32.055 ppb
2) HBTM Motor Oil (C24-C40)	14.96	61268697	39.945 ppb
Target Compounds			

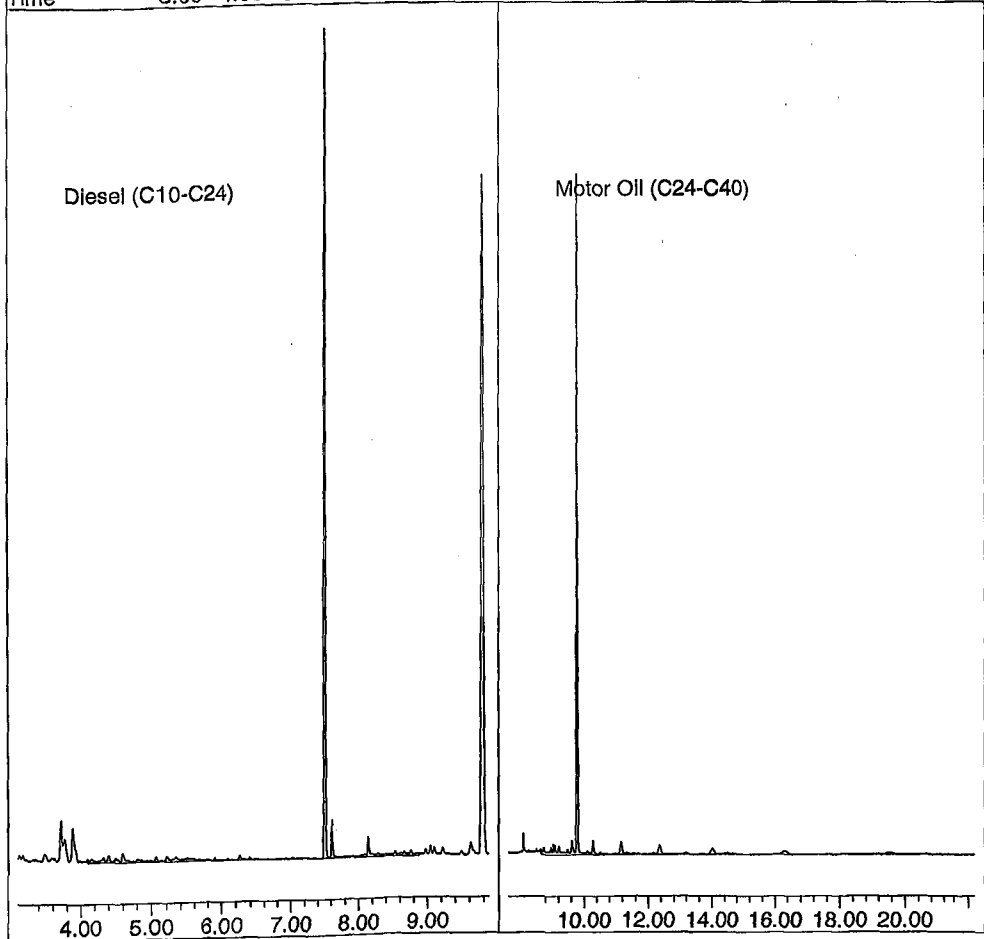
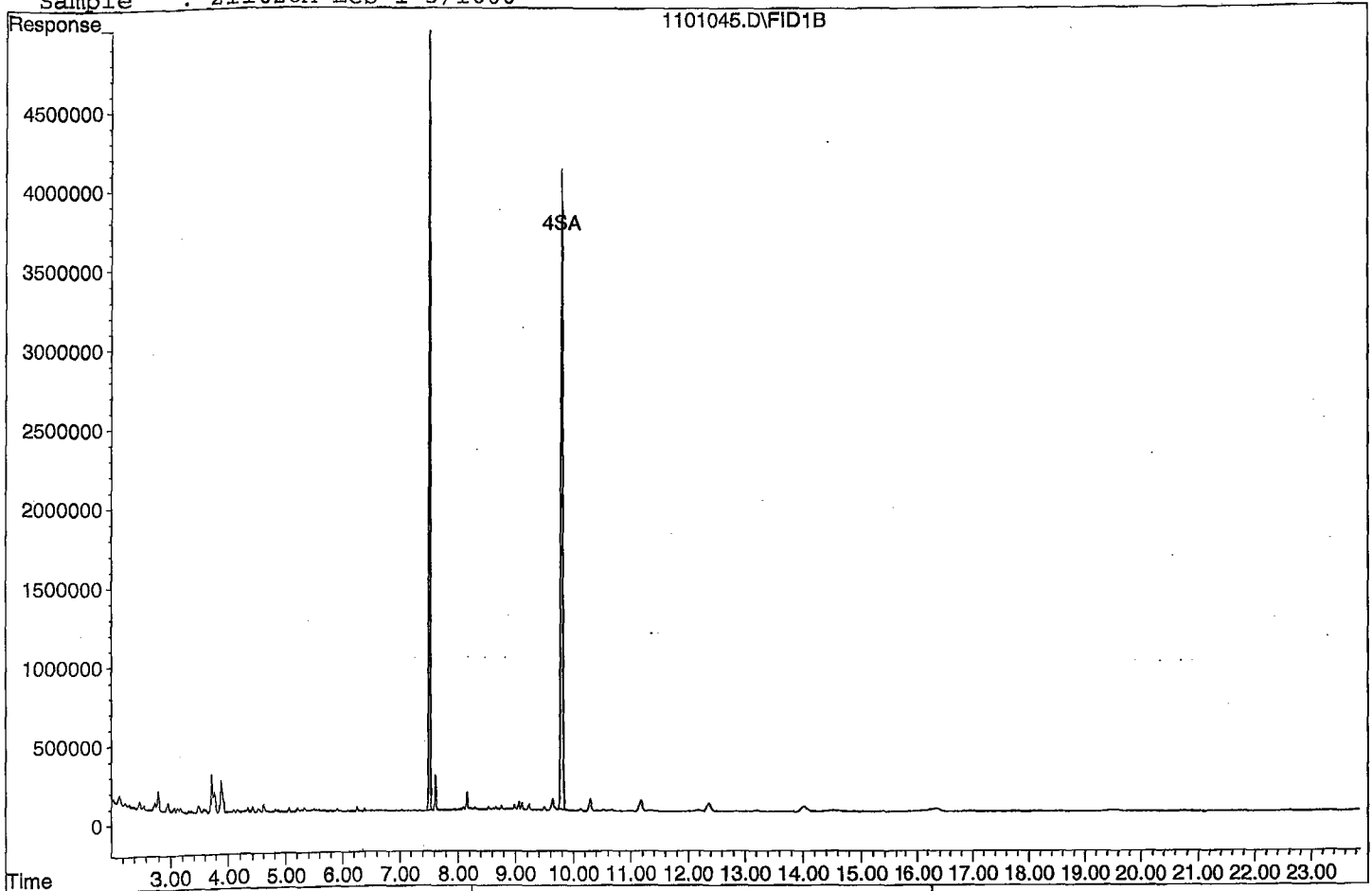
Diesel:

$$\frac{(32268722)(5)}{(2516669)(2)} = \frac{161343610}{5033338} = \boxed{32.055}$$



Quantitation Report

Data File: G:\APOLLO\DATA\211101\1101045.D  
Sample : 211028A LCS-1 5/1000



Data File : G:\APOLLO\DATA\211101\1101046.D Vial: 46  
 Acq On : 11-2-21 14:15:56 Operator: KA  
 Sample : 211028A LCSD-1 5/1000 Inst : Apollo  
 Misc : water Multiplr: 5.00  
 IntFile : events.e  
 Quant Time: Nov 3 11:13 2021 Quant Results File: DOC1028.RES

Method : G:\APOLLO\DATA\211028\DOC1028.M (Chemstation Integrator)  
 Title : 8015 B&C  
 Last Update : Tue Nov 02 14:56:02 2021  
 Response via : Multiple Level Calibration

Volume Inj. : 2UL  
 Signal Phase : DB-5  
 Signal Info : FID02A

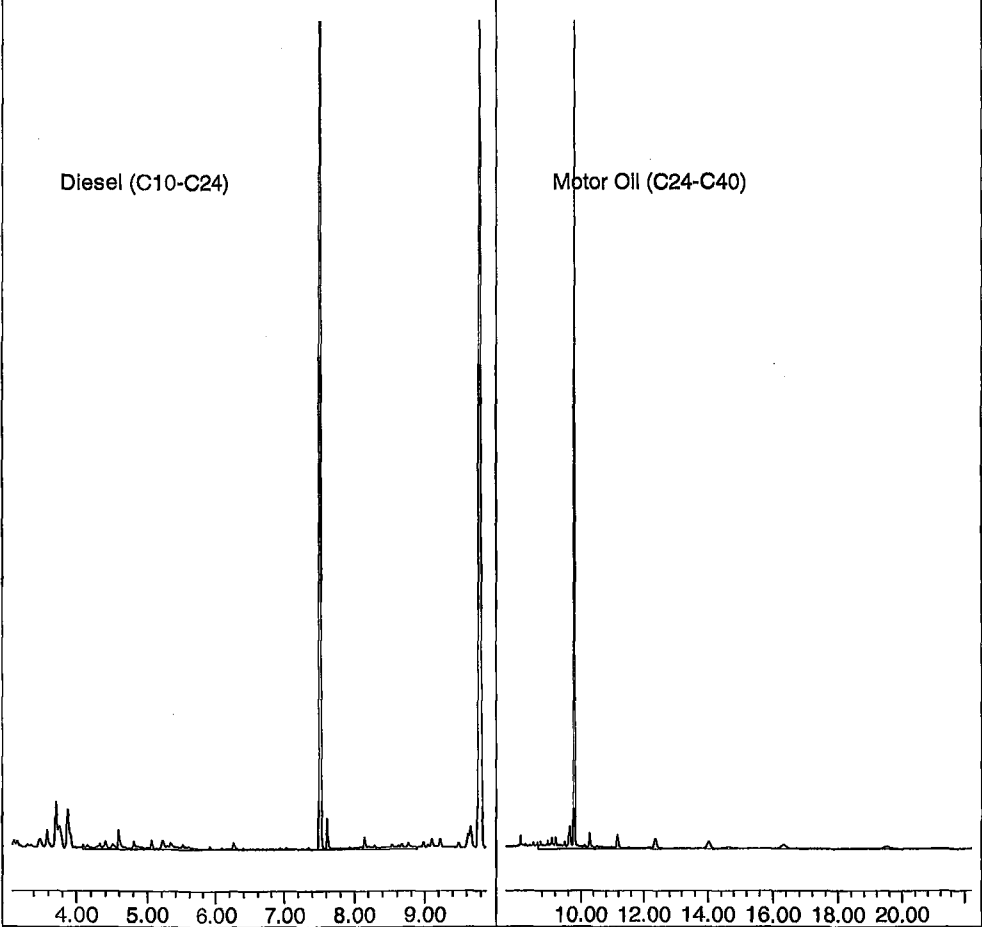
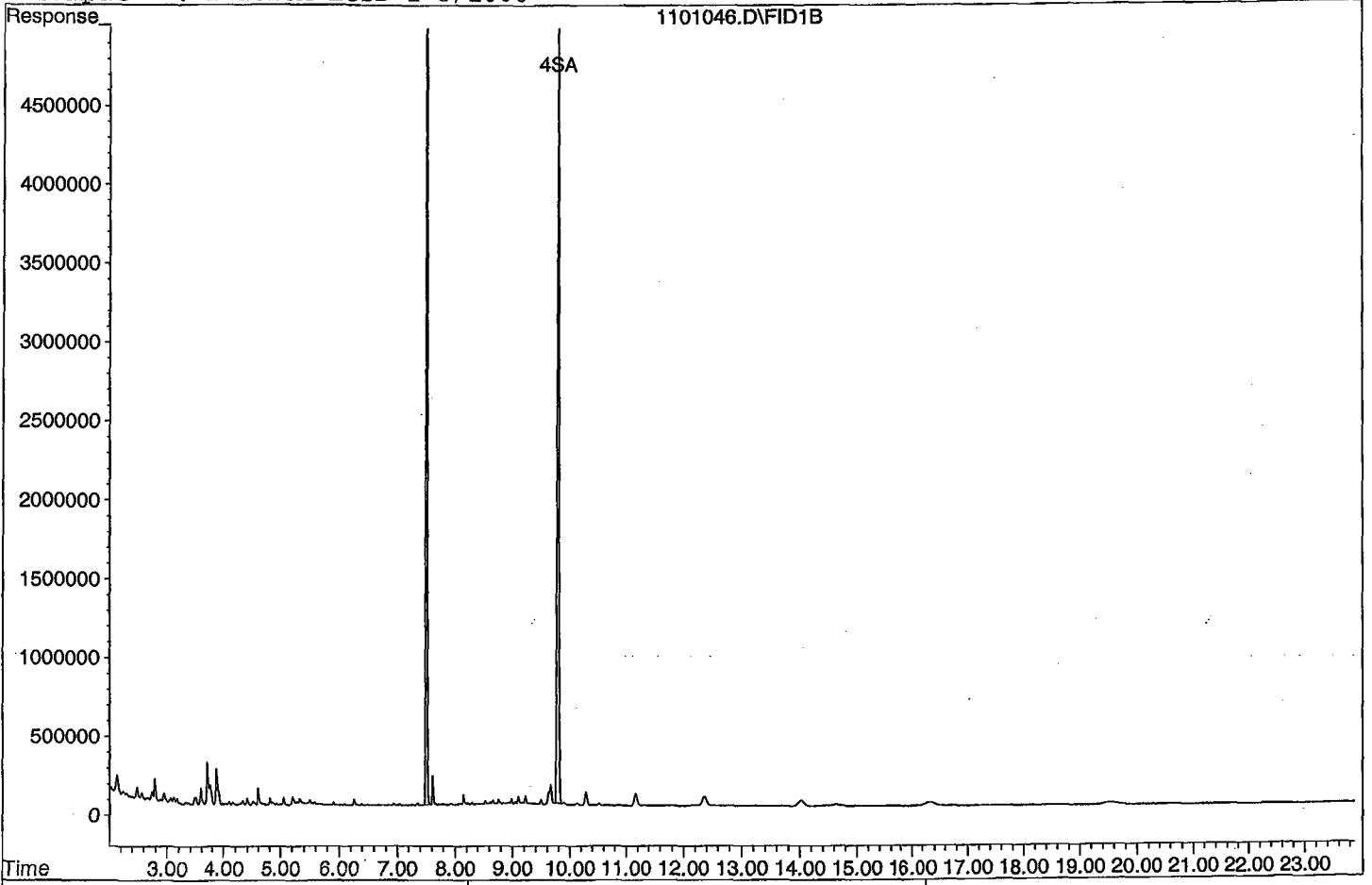
Compound	R.T.	Response	Conc Units
-----			
System Monitoring Compounds			
3) SA Ortho-Terphenyl(S)	7.51	122956161	98.286 ppb
Surrogate Spike 150.000		Recovery =	65.52%
4) SA Octacosane(S)	9.79	107692940	119.054 ppb
Surrogate Spike 150.000		Recovery =	79.37%
Target Compounds			
1) HATM Diesel (C10-C24)	6.49	38311036	38.057 ppb
2) HBTM Motor Oil (C24-C40)	14.96	79331697	66.572 ppb

Target Compounds

Quantitation Report

Data File: G:\APOLLO\DATA\211101\1101046.D

Sample : 211028A LCSD-1 5/1000



## Diesel / Motor Oil Calibration Curve

Prepared: 10/28/2021

Expires: 5/31/2026

Prepared By (Initials): KA

Methylene

e

Chloride

Lot No. 61117

Initial Standard Information							Final Standard			
Name of Initial Standard (QAU Label)	Supplier	Conc. (ug/mL)	APPL Mix Name	Reference to APPL Prep Date and Lot #'s	Exp. Date	Exp. Date (Manufacturer)	Aliquot From Stock	Final Volume	Solvent	Final Standard Conc. (ug/mL)
Diesel / Motor Oil - 2	APPL	10	Diesel / Motor Oil - 1	Perp'd: 10/6/21 A0164485-52822, A0168842-52820, A0166510-52817 CL16893-52835	See man. Exp date	10/31/2027 12/31/2027 5/31/2026	100uL	200uL	MC	5
Diesel / Motor Oil - 3		50	Diesel / Motor Oil - 2				200uL	1mL	MC	10
Diesel / Motor Oil Calibration STD	Restek	2,000	Diesel / Motor Oil - 3				25uL	1mL	MC	50
			Diesel / Motor Oil - 4				125uL	1mL	MC	250
			Diesel / Motor Oil - 5				500uL	1mL	MC	1000
			Diesel / Motor Oil - 6				750uL	1mL	MC	1500
			Diesel / Motor Oil - 7				100uL	100uL	N/A	2,000

**Diesel / Motor Oil Second Source**

Prepared: 10/28/2021

Expires: 10/28/2024

Prepared By (Initials): KA

Methylene  
 Chloride  
 Lot No. 61117

Initial Standard Information							Final Standard			
Name of Initial Standard (QAU Label)	Supplier	Supplier Part No.	Conc. (ug/mL)	Lot Number - QA Number	Exp. Date (1 yr.)	Exp. Date (Manufacturer)	Aliquot From Stock	Final Volume	Solvent	Final Standard Conc. (ug/mL)
Diesel Fuel #2 Second Source	Phenova	ALO-101287	50,000	CL16477-52980	See man. Exp date	2/28/2027	50uL	10mL	MC	250
Motor Oil Second Source	Absolute	51094	50,000	102819-52981		10/28/2024	50uL			

**Diesel / Motor Oil CCV**

Prepared: **10/27/2021**

Expires: **5/31/2026**

Prepared By (Initials): **KA**

**Methylen**

**e**

**Chloride**

**Lot No. 61117**

Initial Standard Information							Final Standard			
Name of Initial Standard (QAU Label)	Supplier	APPL Mix Name	Conc. (ug/mL)	Reference to APPL Prep Date and Lot #'s	Exp. Date	Exp. Date (Manufacturer)	Allquot From Stock	Final Volume	Solvent	Final Standard Conc. (ug/mL)
Diesel / Motor Oil STD	Restek	Diesel / Motor Oil CCV	2,000	Perp'd: 10/06/21 A0164485-52822, A0168842-52820, A0166510-52817, CL16893-52835	<b>See man. Exp date</b>	<b>10/31/2027</b> <b>12/31/2027</b> <b>5/31/2026</b>	1250uL	10mL	MC	250

**THC Surrogate**

Prepared: 10/21/2021

KA

Expires: 5/31/2026

Initial Standard Information							Final Standard			
Name of Initial Standard (QAU Label)	Supplier	Supplier Part No.	Conc. (ug/mL)	Lot Number - QA Number	Exp. Date (1 yr.)	Exp. Date (Manufacturer)	Aliquot From Stock	Final Volume	Solvent	Final Standard Conc. (ug/mL)
O-terphenyl / Octacosane Mix	Phenova	ALO-130161	600	CL16893-52842	See ma. Date	5/31/2026	N/A	N/A	N/A	600

# Organic Extraction Worksheet

<b>Method</b>	Continuous Liq/Liq TPH-Diesel/MO 3520C	<b>Extraction Set</b>	211028A	<b>Extraction Method</b>	LIQ005	<b>Units</b>	mL
Spiked ID 1		Surrogate ID 1	THC Surrogate 10/21/22-10/21/22				
Spiked ID 2		Surrogate ID 2					
Spiked ID 3		Surrogate ID 3					
Spiked ID 4		Surrogate ID 4					
Spiked ID 5		Surrogate ID 5					
Spiked ID 6		Sufficient Vol for Matrix QC:		NO			
Spiked ID 7		Ext. Start Time:		10/28/21 12:30			
Spiked ID 8		Ext. End Time:		10/29/21 6:30			
<b>GC Requires Extract By:</b>							
pH1	2	10/28/21 9:25	Water Bath Temp 1 °C	42/41.1 °C			
pH2	2	10/29/21 9:22	Water Bath Temp 2 °C	38/39.1			
pH3			Water Bath Temp 3 °C	40/39.5 °C			

**Spiked By:** SR

**Date:** 10/28/2021

**Witnessed By:** JAS

**Date:** 10/28/2021

Sample	Sample Container	Spike Amount	Spike ID	Surrogate Amount	Surrogate ID	Extract Amount	Final Volume	pH	Extract Date/Time	Comments
1211028A Blk				0.250	1	1000	5	2	10/28/21 9:27	
					equip	E-HP3 E-WB1				
2211028A LCS-1				0.250	1	1000	5	2	10/28/21 9:27	
					equip	E-HP4 E-WB2				
3211028A LCSD-1				0.250	1	1000	5	2	10/28/21 9:27	
					equip	E-HP6 E-WB3				
4BA44377	BA44377W01			0.250	1	1000	5	2	10/28/21 9:27	97985
					equip	E-HP7 E-WB1				
5BA44381	BA44381W01			0.250	1	1000	5	2	10/28/21 9:27	97984
					equip	E-HP8 E-WB2				
6BA44382	BA44382W01			0.250	1	1000	5	2	10/28/21 9:27	97984
					equip	E-HP9 E-WB3				
7BA44466	BA44466W01			0.250	1	1000	5	2	10/29/21 9:24	98005
					equip	E-HP10 E-WB1				
8BA44467	BA44467W01			0.250	1	1000	5	2	10/29/21 9:24	98005
					equip	E-HP11 E-WB2				
9BA44468	BA44468W01			0.250	1	1000	5	2	10/29/21 9:24	98005
					equip	E-HP12 E-WB3				
10BA44469	BA44469W01			0.250	1	1000	5	2	10/29/21 9:24	98005
					equip	E-HP13 E-WB1				

<b>Solvent and Lot#</b>	
1+1 HCL (5mLs)	60282
PH Strips	HC155968
Dichloromethane	61117
Filter Paper	400196
Sodium Sulfate	2021071206

<b>Extraction COC Transfer</b>	
Extraction lab employee Initials	KY
GC analyst's initials	CW
Date	11/1/21
Time	13:15
Refrigerator	Hobart

<b>Technician's Initials</b>	
Scanned By	SR
Sample Preparation	SR
Extraction	SR
Concentration	DS

**Modified** 11/3/2021 7:48:28 AM

**Reviewed By:** KY

**Date:** 11/3/2021



## Injection Log

Directory: G:\APOLLO\DATA\211028\

Line	Vial	FileName	Multiplier	SampleName	Misc Info	Injected
1	3	1028003.D	1	DMO STD 1 10/28/21	water	10-28-21 9:19:03
2	4	1028004.D	1	DMO STD 2 10/28/21	water	10-28-21 9:47:06
3	5	1028005.D	1	DMO STD 3 10/28/21	water	10-28-21 10:15:13
4	6	1028006.D	1	DMO STD 4 10/28/21	water	10-28-21 10:43:31
5	7	1028007.D	1	DMO STD 5 10/28/21	water	10-28-21 11:11:42
6	8	1028008.D	1	DMO STD 6 10/28/21	water	10-28-21 11:39:55
7	9	1028009.D	1	DMO STD 7 10/28/21	water	10-28-21 12:08:10
8	10	1028010.D	1	DMO Second Source 10/28/21	water	10-28-21 12:36:26
9	43	1101043.D	1	DMO LVL 4 CCV 10/27/21	water	11-2-21 12:50:56
10	44	1101044.D	5	211028A BLK 5/1000	water	11-2-21 13:19:16
11	45	1101045.D	5	211028A LCS-1 5/1000	water	11-2-21 13:47:33
12	46	1101046.D	5	211028A LCSD-1 5/1000	water	11-2-21 14:15:56
13	48	1101048.D	5	BA44381W01 5/1000	water	11-2-21 15:12:40
14	49	1101049.D	5	BA44382W01 5/1000	water	11-2-21 15:41:01
15	60	1101060.D	1	DMO LVL 4 CCV 10/27/21	water	11-2-21 20:52:14

**ORGANICS**  
**Calibration Data**

PAH by GCMS SIM  
EPA 8270 SIM

Form 6  
Initial Calibration

Lab Name: APPL, Inc.

Case No: \_\_\_\_\_

Matrix: \_\_\_\_\_

SDG No: \_\_\_\_\_

Initial Cal. Date: 10/19/2021

Instrument: KYLO

Initials: LS

1019K002.D 1019K003.D 1019K004.D 1019K005.D 1019K006.D 1019K007.D 1019K008.D 1019K009.D

	Compound	0.1	0.2	0.5	1	5	10	50	100		Avg	%RSD	Type	r <sup>2</sup>	Q	MRF
1	I Naphthalene-D8(IS)															
2	TM Naphthalene	1.428	1.402	1.354	1.336	1.308	1.289	1.172	1.100		1.3	8.6	TM			0.700
3	S 2-Methylnaphthalene-D10 (2M)	1.359	1.337	1.324	1.305	1.316	1.159	1.222	1.192		1.3	5.9	S			
4	TM 2-Methylnaphthalene	0.7868	0.7804	0.7756	0.7764	0.7886	0.7810	0.7175	0.6825		0.76	5.1	TM			0.400
5	TM 1-Methylnaphthalene	0.8005	0.7905	0.7931	0.7961	0.7922	0.7806	0.7122	0.6797		0.77	6.0	TM			
6	I Acenaphthene-D10(IS)															
7	TM Acenaphthylene	5.288	5.373	5.323	5.258	5.439	5.405	4.863	4.456		5.2	6.6	TM			0.900
8	*TM Acenaphthene	1.497	1.444	1.402	1.372	1.398	1.381	1.266	1.207		1.4	6.8	*TM			0.900
9	TM Fluorene	1.615	1.645	1.600	1.590	1.642	1.640	1.521	1.456		1.6	4.2	TM			0.900
10	I Phenanthrene-D10(IS)															
11	TM Phenanthrene	1.510	1.398	1.383	1.377	1.403	1.374	1.309	1.253		1.4	5.4	TM			0.700
12	TM Anthracene	1.298	1.273	1.300	1.300	1.352	1.349	1.285	1.240		1.3	2.8	TM			0.700
13	S Fluoranthene-D10 (FRT)	2.023	1.976	1.895	1.904	2.032	1.918	1.953	1.890		1.9	2.9	S			
14	*TM Fluoranthene	2.169	2.135	2.136	2.147	2.255	2.226	2.086	1.944		2.1	4.4	*TM			0.600
15	I Chrysene-D12(IS)															
16	TM Pyrene	1.986	2.033	1.960	1.958	1.948	1.927	1.782	1.720		1.9	5.6	TM			0.600
17	TM Benz (a) anthracene	1.473	1.441	1.379	1.381	1.401	1.420	1.370	1.344		1.4	3.0	TM			0.800
18	TM Chrysene	1.754	1.672	1.608	1.574	1.554	1.516	1.410	1.375		1.6	8.1	TM			0.700
19	TML Indeno (1,2,3-cd) pyrene	1.687	1.326	1.360	1.404	1.015	1.052	1.169	1.168		1.3	17	TM	1.000		0.500
20	I Perylene-D12(IS)															
21	TM Benzo (b) fluoranthene	1.268	1.292	1.301	1.356	1.511	1.514	1.537	1.485		1.4	8.1	TM			0.700
22	TM Benzo (k) fluoranthene	1.593	1.558	1.636	1.632	1.670	1.730	1.578	1.484		1.6	4.6	TM			0.700
23	*TM Benzo (a) pyrene	1.254	1.223	1.224	1.265	1.442	1.484	1.454	1.383		1.3	8.3	*TM			0.700
24	TM Dibenz (a,h) anthracene	1.360	1.209	1.221	1.273	1.398	1.395	1.399	1.353		1.3	6.0	TM			0.400
25	TM Benzo (g,h,i) perylene	1.457	1.403	1.410	1.405	1.496	1.517	1.462	1.394		1.4	3.2	TM			0.500
26																
27																
28																
29																
30																
31																
32																
33																
34																
35																

Data File : M:\KYLO\DATA\211019\1019K002.D Vial: 2  
 Acq On : 19 Oct 21 14:09 Operator: LS  
 Sample : 0.1 ug/ml 10/13/21 Inst : KYLO  
 Misc : Multiplr: 1.00

Quant Time: Oct 19 15:48 2021 Quant Results File: K1019.RES

Quant Method : M:\KYLO\DATA\211019\K1019.M (RTE Integrator)  
 Title : EPA 8270  
 Last Update : Tue Oct 19 16:47:23 2021  
 Response via : Initial Calibration  
 DataAcq Meth : SIM\_2

Internal Standards	R.T.	QIon	Response	Conc	Units	Dev(Min)
1) Napthalene-D8 (IS)	3.92	136	10962	2.50000	ppb	0.00
6) Acenaphthene-D10 (IS)	5.86	164	5295	2.50000	ppb	0.00
10) Phenanthrene-D10 (IS)	7.56	188	8379	2.50000	ppb	0.00
15) Chrysene-D12 (IS)	10.63	240	9693	2.50000	ppb	0.01
20) Perylene-D12 (IS)	12.84	264	9009	2.50000	ppb	0.01
System Monitoring Compounds						
3) 2-Methylnaphthalene-D10 (2)	4.66	152	298	0.05323	ppb	0.00
Spiked Amount	5.000		Recovery	=	1.060%	
13) Fluoranthene-D10 (FRT)	8.94	212	339	0.05190	ppb	0.01
Spiked Amount	5.000		Recovery	=	1.040%	
Target Compounds						
2) Naphthalene	3.94	128	626	0.10994	ppb	99
4) 2-Methylnaphthalene	4.69	142	345	0.10338	ppb	100
5) 1-Methylnaphthalene	4.80	142	351	0.10422	ppb	99
7) Acenaphthylene	5.70	152	1120	0.10217	ppb	100
8) Acenaphthene	5.89	154	317	0.10918	ppb	99
9) Fluorene	6.49	166	342	0.10165	ppb	96
11) Phenanthrene	7.59	178	506	0.10973	ppb	100
12) Anthracene	7.65	178	435	0.09988	ppb	97
14) Fluoranthene	8.96	202	727	0.10149	ppb	98
16) Pyrene	9.22	202	770	0.10375	ppb	99
17) Benz (a) anthracene	10.62	228	571	0.10510	ppb	99
18) Chrysene	10.66	228	680	0.11258	ppb	96
19) Indeno (1,2,3-cd) pyrene	14.41	276	654	0.33399	ppb	# 88
22) Benzo (k) fluoranthene	12.21	252	574	-0.45104	ppb	97
23) Benzo (a) pyrene	12.75	252	452	-0.17190	ppb	95
24) Dibenz (a,h) anthracene	14.45	278	490	-0.04905	ppb	95
25) Benzo (g,h,i) perylene	14.71	276	525	-0.23039	ppb	98

Quantitation Report

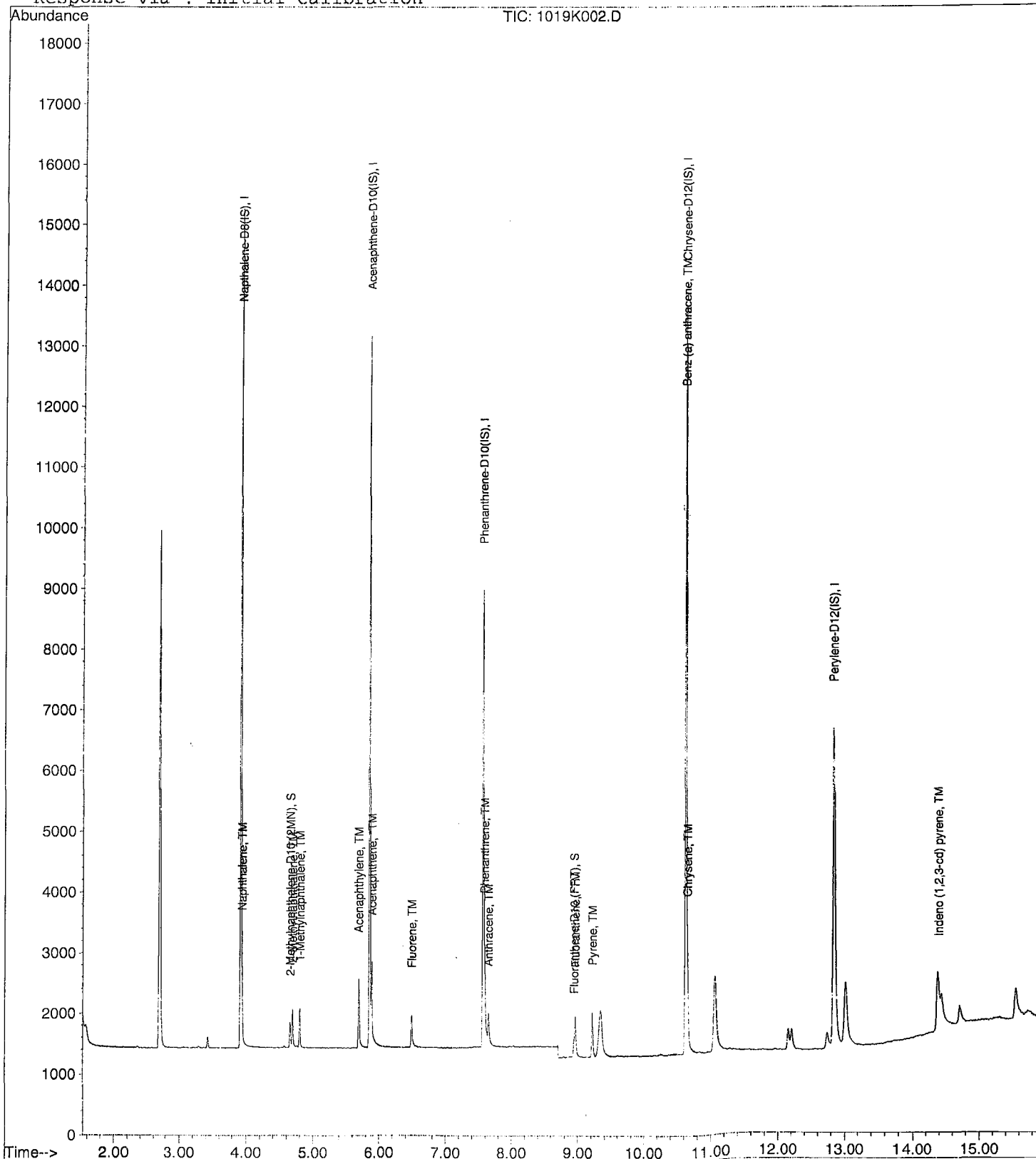
Data File : M:\KYLO\DATA\211019\1019K002.D  
Acq On : 19 Oct 21 14:09  
Sample : 0.1 ug/ml 10/13/21  
Misc :

Vial: 2  
Operator: LS  
Inst : KYLO  
Multiplr: 1.00

Quant Time: Oct 19 15:48 2021

Quant Results File: K1019.RES

Method : M:\KYLO\DATA\211019\K1019.M (RTE Integrator)  
Title : EPA 8270  
Last Update : Tue Nov 09 10:14:45 2021  
Response via : Initial Calibration



Data File : M:\KYLO\DATA\211019\1019K003.D Vial: 3  
 Acq On : 19 Oct 21 14:29 Operator: LS  
 Sample : 0.2 ug/ml 10/13/21 Inst : KYLO  
 Misc : Multiplr: 1.00

Quant Time: Oct 19 15:48 2021 Quant Results File: K1019.RES

Quant Method : M:\KYLO\DATA\211019\K1019.M (RTE Integrator)  
 Title : EPA 8270  
 Last Update : Tue Oct 19 16:47:23 2021  
 Response via : Initial Calibration  
 DataAcq Meth : SIM\_2

Internal Standards	R.T.	QIon	Response	Conc	Units	Dev(Min)
1) Napthalene-D8 (IS)	3.92	136	11180	2.50000	ppb	0.00
6) Acenaphthene-D10 (IS)	5.86	164	5495	2.50000	ppb	0.00
10) Phenanthrene-D10 (IS)	7.56	188	8995	2.50000	ppb	0.00
15) Chrysene-D12 (IS)	10.63	240	9881	2.50000	ppb	0.01
20) Perylene-D12 (IS)	12.84	264	8688	2.50000	ppb	0.01
System Monitoring Compounds						
3) 2-Methylnaphthalene-D10 (2)	4.66	152	598	0.10474	ppb	0.00
Spiked Amount	5.000		Recovery	=	2.100%	
13) Fluoranthene-D10 (FRT)	8.94	212	711	0.10140	ppb	0.01
Spiked Amount	5.000		Recovery	=	2.020%	
Target Compounds						
						Qvalue
2) Naphthalene	3.94	128	1254	0.21593	ppb	99
4) 2-Methylnaphthalene	4.69	142	698	0.20508	ppb	96
5) 1-Methylnaphthalene	4.80	142	707	0.20582	ppb	98
7) Acenaphthylene	5.69	152	2362	0.20763	ppb	100
8) Acenaphthene	5.89	154	635	0.21074	ppb	99
9) Fluorene	6.49	166	723	0.20706	ppb	100
11) Phenanthrene	7.59	178	1006	0.20323	ppb	100
12) Anthracene	7.65	178	916	0.19592	ppb	99
14) Fluoranthene	8.96	202	1536	0.19974	ppb	97
16) Pyrene	9.21	202	1607	0.21241	ppb	99
17) Benz (a) anthracene	10.62	228	1139	0.20566	ppb	98
18) Chrysene	10.66	228	1322	0.21470	ppb	99
19) Indeno (1,2,3-cd) pyrene	14.40	276	1048	0.41647	ppb	# 98
21) Benzo (b) fluoranthene	12.16	252	898	0.06057	ppb	98
22) Benzo (k) fluoranthene	12.21	252	1083	-0.34909	ppb	97
23) Benzo (a) pyrene	12.74	252	850	-0.08634	ppb	97
25) Benzo (g,h,i) perylene	14.71	276	975	-0.13423	ppb	96

Quantitation Report

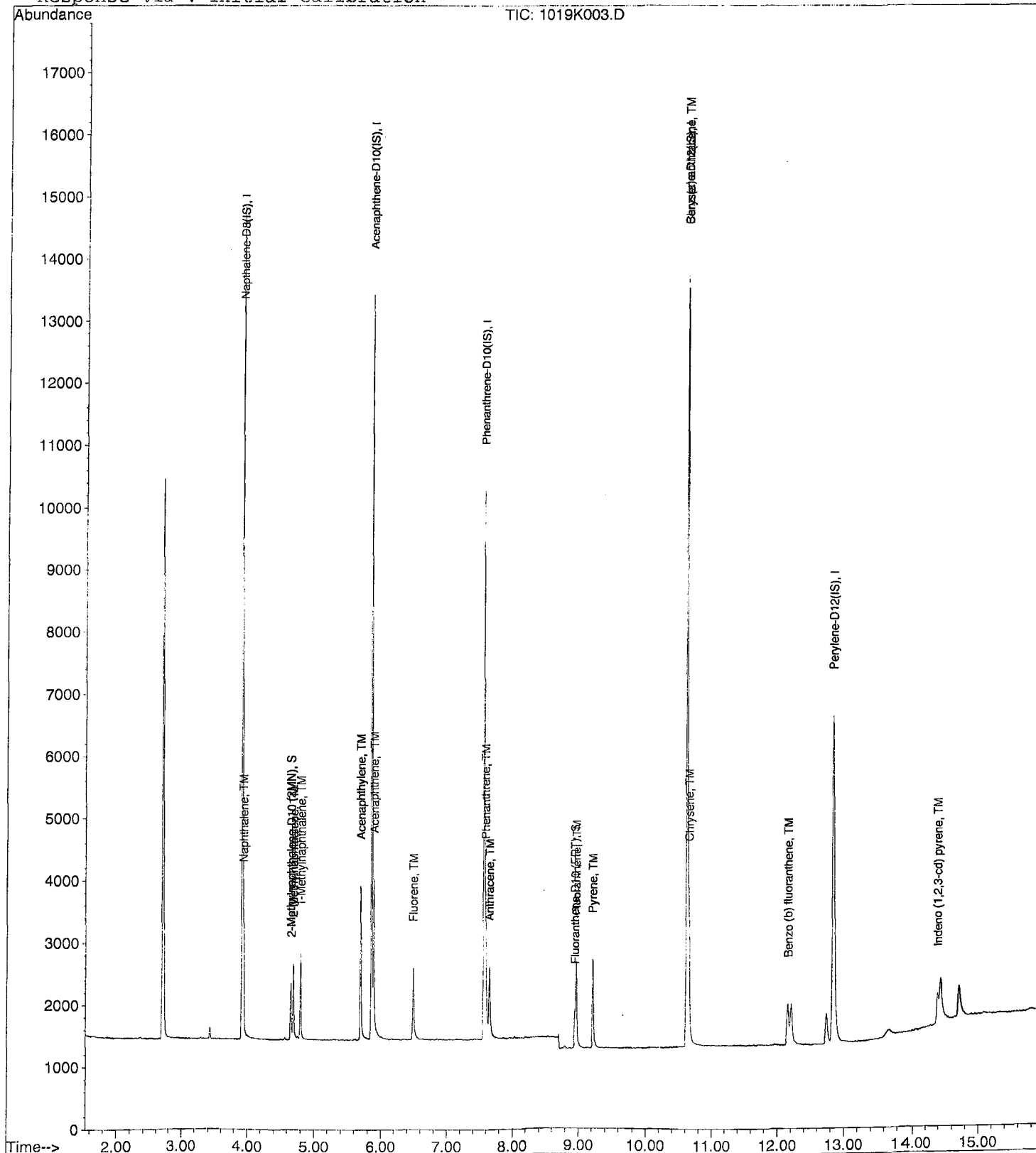
Data File : M:\KYLO\DATA\211019\1019K003.D  
Acq On : 19 Oct 21 14:29  
Sample : 0.2 ug/ml 10/13/21  
Misc :

Vial: 3  
Operator: LS  
Inst : KYLO  
Multiplr: 1.00

Quant Time: Oct 19 15:48 2021

Quant Results File: K1019.RES

Method : M:\KYLO\DATA\211019\K1019.M (RTE Integrator)  
Title : EPA 8270  
Last Update : Tue Nov 09 10:14:45 2021  
Response via : Initial Calibration



Data File : M:\KYLO\DATA\211019\1019K004.D  
 Acq On : 19 Oct 21 14:49  
 Sample : 0.5 ug/ml 10/13/21  
 Misc :

Vial: 4  
 Operator: LS  
 Inst : KYLO  
 Multiplr: 1.00

Quant Time: Oct 19 15:48 2021

Quant Results File: K1019.RES

Quant Method : M:\KYLO\DATA\211019\K1019.M (RTE Integrator)  
 Title : EPA 8270  
 Last Update : Tue Oct 19 16:47:23 2021  
 Response via : Initial Calibration  
 DataAcq Meth : SIM\_2

Internal Standards	R.T.	QIon	Response	Conc	Units	Dev(Min)
1) Napthalene-D8 (IS)	3.92	136	11385	2.50000	ppb	0.00
6) Acenaphthene-D10 (IS)	5.86	164	5536	2.50000	ppb	0.00
10) Phenanthrene-D10 (IS)	7.56	188	8686	2.50000	ppb	0.00
15) Chrysene-D12 (IS)	10.62	240	9708	2.50000	ppb	0.00
20) Perylene-D12 (IS)	12.84	264	8669	2.50000	ppb	0.00
System Monitoring Compounds						
3) 2-Methylnaphthalene-D10 (2)	4.66	152	1507	0.25921	ppb	0.00
Spiked Amount	5.000		Recovery	=	5.180%	
13) Fluoranthene-D10 (FRT)	8.94	212	1646	0.24309	ppb	0.00
Spiked Amount	5.000		Recovery	=	4.860%	
Target Compounds						
						Qvalue
2) Naphthalene	3.94	128	3083	0.52131	ppb	99
4) 2-Methylnaphthalene	4.69	142	1766	0.50952	ppb	99
5) 1-Methylnaphthalene	4.80	142	1806	0.51630	ppb	96
7) Acenaphthylene	5.69	152	5894	0.51427	ppb	100
8) Acenaphthene	5.89	154	1552	0.51126	ppb	100
9) Fluorene	6.49	166	1772	0.50373	ppb	99
11) Phenanthrene	7.59	178	2402	0.50250	ppb	99
12) Anthracene	7.65	178	2259	0.50035	ppb	99
14) Fluoranthene	8.96	202	3711	0.49974	ppb	99
16) Pyrene	9.21	202	3805	0.51191	ppb	98
17) Benz (a) anthracene	10.61	228	2678	0.49216	ppb	99
18) Chrysene	10.65	228	3122	0.51607	ppb	99
19) Indeno (1,2,3-cd) pyrene	14.39	276	2640	0.77101	ppb	# 97
21) Benzo (b) fluoranthene	12.15	252	2255	0.32301	ppb	100
23) Benzo (a) pyrene	12.74	252	2122	0.17741	ppb	99
24) Dibenz (a,h) anthracene	14.43	278	2117	0.29983	ppb	99
25) Benzo (g,h,i) perylene	14.70	276	2445	0.16843	ppb	100

(#) = qualifier out of range (m) = manual integration  
 1019K004.D K1019.M Tue Nov 16 09:33:44 2021



Quantitation Report

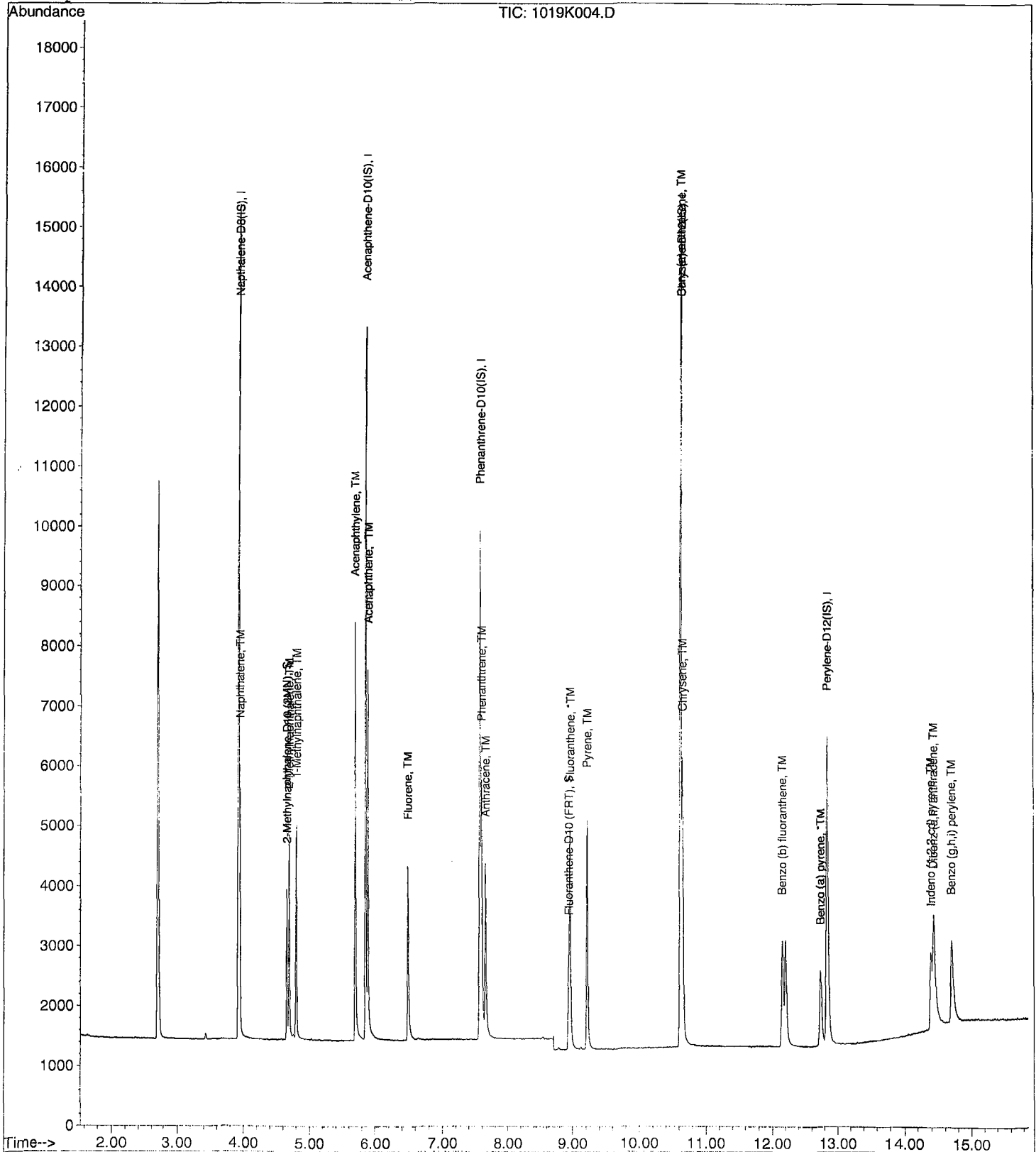
Data File : M:\KYLO\DATA\211019\1019K004.D  
Acq On : 19 Oct 21 14:49  
Sample : 0.5 ug/ml 10/13/21  
Misc :

Vial: 4  
Operator: LS  
Inst : KYLO  
Multiplr: 1.00

Quant Time: Oct 19 15:48 2021

Quant Results File: K1019.RES

Method : M:\KYLO\DATA\211019\K1019.M (RTE Integrator)  
Title : EPA 8270  
Last Update : Tue Nov 09 10:14:45 2021  
Response via : Initial Calibration



Data File : M:\KYLO\DATA\211019\1019K005.D  
 Acq On : 19 Oct 21 15:09  
 Sample : 1 ug/ml 10/13/21  
 Misc :

Vial: 5  
 Operator: LS  
 Inst : KYLO  
 Multiplr: 1.00

Quant Time: Oct 19 15:48 2021

Quant Results File: K1019.RES

Quant Method : M:\KYLO\DATA\211019\K1019.M (RTE Integrator)  
 Title : EPA 8270  
 Last Update : Tue Oct 19 16:47:23 2021  
 Response via : Initial Calibration  
 DataAcq Meth : SIM\_2

Internal Standards	R.T.	QIon	Response	Conc	Units	Dev(Min)
1) Napthalene-D8 (IS)	3.92	136	11032	2.50000	ppb	0.00
6) Acenaphthene-D10 (IS)	5.86	164	5365	2.50000	ppb	0.00
10) Phenanthrene-D10 (IS)	7.56	188	8424	2.50000	ppb	0.00
15) Chrysene-D12 (IS)	10.63	240	9455	2.50000	ppb	0.01
20) Perylene-D12 (IS)	12.84	264	8423	2.50000	ppb	0.01
System Monitoring Compounds						
3) 2-Methylnaphthalene-D10 (2)	4.66	152	2880	0.51122	ppb	0.00
Spiked Amount	5.000		Recovery	=	10.220%	
13) Fluoranthene-D10 (FRT)	8.94	212	3208	0.48851	ppb	0.00
Spiked Amount	5.000		Recovery	=	9.780%	
Target Compounds						
						Qvalue
2) Naphthalene	3.94	128	5894	1.02851	ppb	99
4) 2-Methylnaphthalene	4.69	142	3426	1.02008	ppb	99
5) 1-Methylnaphthalene	4.80	142	3513	1.03643	ppb	98
7) Acenaphthylene	5.70	152	11284	1.01594	ppb	99
8) Acenaphthene	5.89	154	2945	1.00106	ppb	97
9) Fluorene	6.49	166	3412	1.00086	ppb	99
11) Phenanthrene	7.59	178	4641	1.00109	ppb	99
12) Anthracene	7.65	178	4379	1.00008	ppb	100
14) Fluoranthene	8.96	202	7234	1.00447	ppb	100
16) Pyrene	9.21	202	7407	1.02317	ppb	99
17) Benz (a) anthracene	10.61	228	5224	0.98576	ppb	99
18) Chrysene	10.65	228	5954	1.01055	ppb	99
19) Indeno (1,2,3-cd) pyrene	14.39	276	5309	1.38990	ppb	# 90
21) Benzo (b) fluoranthene	12.15	252	4568	0.79546	ppb	99
22) Benzo (k) fluoranthene	12.21	252	5497	0.53419	ppb	98
23) Benzo (a) pyrene	12.74	252	4263	0.64650	ppb	99
24) Dibenz (a,h) anthracene	14.44	278	4288	0.78667	ppb	99
25) Benzo (g,h,i) perylene	14.71	276	4733	0.66726	ppb	99

(#) = qualifier out of range (m) = manual integration  
 1019K005.D K1019.M Tue Nov 16 09:33:46 2021

Quantitation Report

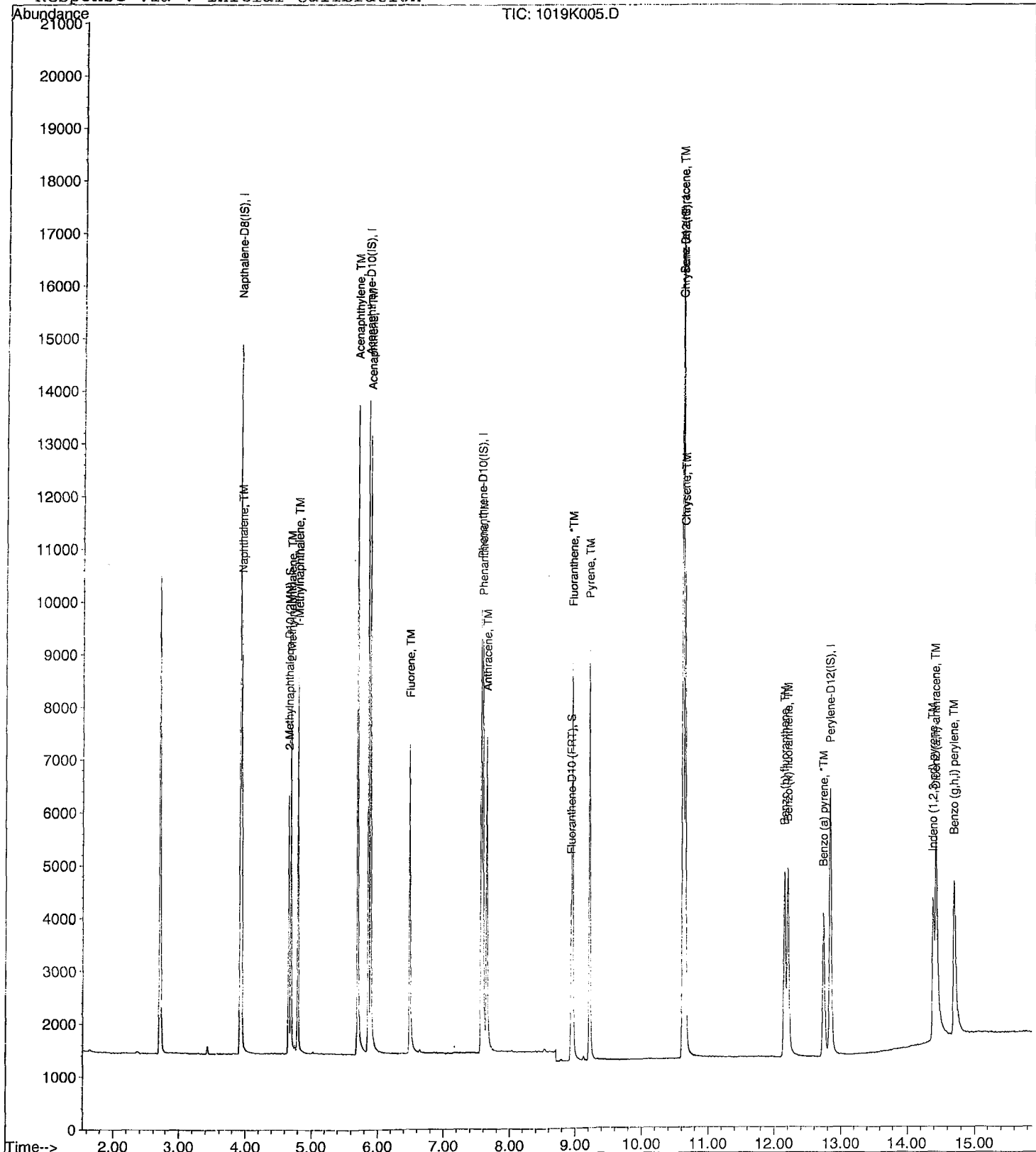
Data File : M:\KYLO\DATA\211019\1019K005.D  
 Acq On : 19 Oct 21 15:09  
 Sample : 1 ug/ml 10/13/21  
 Misc :

Vial: 5  
 Operator: LS  
 Inst : KYLO  
 Multiplr: 1.00

Quant Time: Oct 19 15:48 2021

Quant Results File: K1019.RES

Method : M:\KYLO\DATA\211019\K1019.M (RTE Integrator)  
 Title : EPA 8270  
 Last Update : Tue Nov 09 10:14:45 2021  
 Response via : Initial Calibration



Data File : M:\KYLO\DATA\211019\1019K006.D Vial: 6  
 Acq On : 19 Oct 21 15:29 Operator: LS  
 Sample : 5 ug/ml 10/13/21 Inst : KYLO  
 Misc : Multiplr: 1.00

Quant Time: Oct 19 15:48 2021 Quant Results File: K1019.RES

Quant Method : M:\KYLO\DATA\211019\K1019.M (RTE Integrator)  
 Title : EPA 8270  
 Last Update : Tue Oct 19 16:47:23 2021  
 Response via : Initial Calibration  
 DataAcq Meth : SIM\_2

Internal Standards	R.T.	QIon	Response	Conc	Units	Dev(Min)
1) Napthalene-D8 (IS)	3.92	136	11022	2.50000	ppb	0.00
6) Acenaphthene-D10 (IS)	5.86	164	5414	2.50000	ppb	0.00
10) Phenanthrene-D10 (IS)	7.56	188	8482	2.50000	ppb	0.00
15) Chrysene-D12 (IS)	10.62	240	10015	2.50000	ppb	0.00
20) Perylene-D12 (IS)	12.83	264	8704	2.50000	ppb	0.00
System Monitoring Compounds						
3) 2-Methylnaphthalene-D10 (2)	4.66	152	14500	2.57619	ppb	0.00
Spiked Amount	5.000		Recovery	=	51.520%	
13) Fluoranthene-D10 (FRT)	8.93	212	17235	2.60659	ppb	0.00
Spiked Amount	5.000		Recovery	=	52.140%	
Target Compounds						
						Qvalue
2) Naphthalene	3.94	128	28832	5.03578	ppb	100
4) 2-Methylnaphthalene	4.69	142	17384	5.18072	ppb	100
5) 1-Methylnaphthalene	4.80	142	17464	5.15700	ppb	100
7) Acenaphthylene	5.69	152	58890	5.25410	ppb	100
8) Acenaphthene	5.89	154	15136	5.09845	ppb	100
9) Fluorene	6.49	166	17780	5.16829	ppb	100
11) Phenanthrene	7.59	178	23796	5.09785	ppb	100
12) Anthracene	7.64	178	22931	5.20117	ppb	100
14) Fluoranthene	8.95	202	38260	5.27621	ppb	100
16) Pyrene	9.21	202	39012	5.08763	ppb	100
17) Benz (a) anthracene	10.61	228	28070	5.00058	ppb	100
18) Chrysene	10.65	228	31118	4.98620	ppb	100
19) Indeno (1,2,3-cd) pyrene	14.38	276	20323	4.52699	ppb	100
21) Benzo (b) fluoranthene	12.14	252	26309	4.94784	ppb	100
22) Benzo (k) fluoranthene	12.19	252	29066	5.02910	ppb	100
23) Benzo (a) pyrene	12.73	252	25103	4.91484	ppb	100
24) Dibenz (a,h) anthracene	14.42	278	24331	4.98885	ppb	100
25) Benzo (g,h,i) perylene	14.69	276	26049	4.99985	ppb	100

Quantitation Report


Data File : M:\KYLO\DATA\211019\1019K006.D  
Acq On : 19 Oct 21 15:29  
Sample : 5 ug/ml 10/13/21  
Misc :

Vial: 6  
Operator: LS  
Inst : KYLO  
Multiplr: 1.00

Quant Time: Oct 19 15:48 2021

Quant Results File: K1019.RES

Method : M:\KYLO\DATA\211019\K1019.M (RTE Integrator)  
Title : EPA 8270  
Last Update : Tue Nov 09 10:14:45 2021  
Response via : Initial Calibration



Data File : M:\KYLO\DATA\211019\1019K007.D  
 Acq On : 19 Oct 21 15:49  
 Sample : 10 ug/ml 10/13/21  
 Misc :

Vial: 7  
 Operator: LS  
 Inst : KYLO  
 Multiplr: 1.00

Quant Time: Oct 19 15:49 2021

Quant Results File: K1019.RES

Quant Method : M:\KYLO\DATA\211019\K1019.M (RTE Integrator)  
 Title : EPA 8270  
 Last Update : Tue Oct 19 16:47:23 2021  
 Response via : Initial Calibration  
 DataAcq Meth : SIM\_2

Internal Standards	R.T.	QIon	Response	Conc	Units	Dev (Min)
1) Naphthalene-D8 (IS)	3.92	136	11510	2.50000	ppb	0.00
6) Acenaphthene-D10 (IS)	5.86	164	5675	2.50000	ppb	0.00
10) Phenanthrene-D10 (IS)	7.56	188	8972	2.50000	ppb	0.00
15) Chrysene-D12 (IS)	10.62	240	10664	2.50000	ppb	0.00
20) Perylene-D12 (IS)	12.83	264	9232	2.50000	ppb	0.00
System Monitoring Compounds						
3) 2-Methylnaphthalene-D10 (2)	4.66	152	26676	4.53854	ppb	0.00
Spiked Amount	5.000		Recovery	=	90.780%	
13) Fluoranthene-D10 (FRT)	8.93	212	34413	4.92032	ppb	0.00
Spiked Amount	5.000		Recovery	=	98.400%	
Target Compounds						
						Qvalue
2) Naphthalene	3.94	128	59354	9.92720	ppb	100
4) 2-Methylnaphthalene	4.69	142	35959	10.26203	ppb	100
5) 1-Methylnaphthalene	4.80	142	35938	10.16232	ppb	100
7) Acenaphthylene	5.69	152	122704	10.44402	ppb	100
8) Acenaphthene	5.89	154	31359	10.07724	ppb	99
9) Fluorene	6.49	166	37236	10.32596	ppb	99
11) Phenanthrene	7.59	178	49310	9.98682	ppb	100
12) Anthracene	7.64	178	48395	10.37738	ppb	100
14) Fluoranthene	8.95	202	79898	10.41651	ppb	100
16) Pyrene	9.21	202	82191	10.06635	ppb	100
17) Benz (a) anthracene	10.61	228	60563	10.13248	ppb	100
18) Chrysene	10.65	228	64649	9.72861	ppb	99
19) Indeno (1,2,3-cd) pyrene	14.38	276	44868	9.18248	ppb	# 99
21) Benzo (b) fluoranthene	12.14	252	55900	10.02449	ppb	99
22) Benzo (k) fluoranthene	12.19	252	63873	11.01716	ppb	99
23) Benzo (a) pyrene	12.73	252	54783	10.38939	ppb	99
24) Dibenz (a,h) anthracene	14.42	278	51533	10.11061	ppb	98
25) Benzo (g,h,i) perylene	14.69	276	56013	10.47964	ppb	98

Quantitation Report


Data File : M:\KYLO\DATA\211019\1019K007.D  
Acq On : 19 Oct 21 15:49  
Sample : 10 ug/ml 10/13/21  
Misc :

Vial: 7  
Operator: LS  
Inst : KYLO  
Multiplr: 1.00

Quant Time: Oct 19 15:49 2021

Quant Results File: K1019.RES

Method : M:\KYLO\DATA\211019\K1019.M (RTE Integrator)  
Title : EPA 8270  
Last Update : Tue Nov 09 10:14:45 2021  
Response via : Initial Calibration



Data File : M:\KYLO\DATA\211019\1019K008.D  
 Acq On : 19 Oct 21 16:09  
 Sample : 50 ug/ml 10/13/21  
 Misc :

Vial: 8  
 Operator: LS  
 Inst : KYLO  
 Multiplr: 1.00

Quant Time: Oct 19 15:49 2021

Quant Results File: K1019.RES

Quant Method : M:\KYLO\DATA\211019\K1019.M (RTE Integrator)  
 Title : EPA 8270  
 Last Update : Tue Oct 19 16:47:23 2021  
 Response via : Initial Calibration  
 DataAcq Meth : SIM\_2

Internal Standards	R.T.	QIon	Response	Conc	Units	Dev(Min)
1) Napthalene-D8 (IS)	3.92	136	11542	2.50000	ppb	0.00
6) Acenaphthene-D10 (IS)	5.86	164	5767	2.50000	ppb	0.00
10) Phenanthrene-D10 (IS)	7.56	188	8902	2.50000	ppb	0.00
15) Chrysene-D12 (IS)	10.62	240	10648	2.50000	ppb	0.00
20) Perylene-D12 (IS)	12.83	264	9592	2.50000	ppb	0.00
System Monitoring Compounds						
3) 2-Methylnaphthalene-D10 (2)	4.66	152	140995	23.92178	ppb	0.00
Spiked Amount	5.000		Recovery	=	478.440%	
13) Fluoranthene-D10 (FRT)	8.93	212	173855	25.05302	ppb	0.00
Spiked Amount	5.000		Recovery	=	501.060%	
Target Compounds						
						Qvalue
2) Naphthalene	3.94	128	270597	45.13299	ppb	100
4) 2-Methylnaphthalene	4.69	142	165624	47.13496	ppb	99
5) 1-Methylnaphthalene	4.80	142	164402	46.35966	ppb	99
7) Acenaphthylene	5.70	152	560845	46.97510	ppb	100
8) Acenaphthene	5.89	154	145964	46.15736	ppb	99
9) Fluorene	6.49	166	175391	47.86199	ppb	100
11) Phenanthrene	7.59	178	233010	47.56290	ppb	100
12) Anthracene	7.64	178	228704	49.42683	ppb	100
14) Fluoranthene	8.96	202	371445	48.80706	ppb	99
16) Pyrene	9.21	202	379423	46.53971	ppb	98
17) Benz (a) anthracene	10.61	228	291856	48.90228	ppb	100
18) Chrysene	10.65	228	300277	45.25466	ppb	99
19) Indeno (1,2,3-cd) pyrene	14.38	276	248943	50.15933	ppb	94
21) Benzo (b) fluoranthene	12.15	252	294828	51.34534	ppb	99
22) Benzo (k) fluoranthene	12.20	252	302763	52.24864	ppb	100
23) Benzo (a) pyrene	12.73	252	278840	51.91758	ppb	100
24) Dibenz (a,h) anthracene	14.42	278	268409	51.28254	ppb	97
25) Benzo (g,h,i) perylene	14.70	276	280479	51.78283	ppb	99



Quantitation Report


Data File : M:\KYLO\DATA\211019\1019K008.D  
Acq On : 19 Oct 21 16:09  
Sample : 50 ug/ml 10/13/21  
Misc :

Vial: 8  
Operator: LS  
Inst : KYLO  
Multiplr: 1.00

Quant Time: Oct 19 15:49 2021

Quant Results File: K1019.RES

Method : M:\KYLO\DATA\211019\K1019.M (RTE Integrator)  
Title : EPA 8270  
Last Update : Tue Nov 09 10:14:45 2021  
Response via : Initial Calibration



Data File : M:\KYLO\DATA\211019\1019K009.D  
 Acq On : 19 Oct 21 16:29  
 Sample : 100 ug/ml 10/13/21  
 Misc :

Vial: 9  
 Operator: LS  
 Inst : KYLO  
 Multiplr: 1.00

Quant Time: Oct 19 15:49 2021

Quant Results File: K1019.RES

Quant Method : M:\KYLO\DATA\211019\K1019.M (RTE Integrator)  
 Title : EPA 8270  
 Last Update : Tue Oct 19 16:47:23 2021  
 Response via : Initial Calibration  
 DataAcq Meth : SIM\_2

Internal Standards	R.T.	QIon	Response	Conc	Units	Dev(Min)
1) Napthalene-D8 (IS)	3.92	136	11679	2.50000	ppb	0.00
6) Acenaphthene-D10 (IS)	5.86	164	5877	2.50000	ppb	0.00
10) Phenanthrene-D10 (IS)	7.56	188	9024	2.50000	ppb	0.00
15) Chrysene-D12 (IS)	10.63	240	10469	2.50000	ppb	0.01
20) Perylene-D12 (IS)	12.83	264	9899	2.50000	ppb	0.00
<b>System Monitoring Compounds</b>						
3) 2-Methylnaphthalene-D10 (2)	4.66	152	278374	46.67602	ppb	0.00
Spiked Amount	5.000		Recovery	=	933.520%	
13) Fluoranthene-D10 (FRT)	8.94	212	341108	48.49012	ppb	0.00
Spiked Amount	5.000		Recovery	=	969.800%	
<b>Target Compounds</b>						
						Qvalue
2) Naphthalene	3.94	128	514066	84.73550	ppb	100
4) 2-Methylnaphthalene	4.70	142	318816	89.66757	ppb	99
5) 1-Methylnaphthalene	4.80	142	317528	88.48927	ppb	98
7) Acenaphthylene	5.70	152	1047512	86.09505	ppb	98
8) Acenaphthene	5.90	154	283708	88.03615	ppb	94
9) Fluorene	6.49	166	342219	91.63932	ppb	99
11) Phenanthrene	7.59	178	452383	91.09374	ppb	99
12) Anthracene	7.65	178	447639	95.43451	ppb	100
14) Fluoranthene	8.96	202	701599	90.94222	ppb	97
16) Pyrene	9.22	202	720167	89.84545	ppb	99
17) Benz (a) anthracene	10.62	228	562838	95.91946	ppb	99
18) Chrysene	10.66	228	575910	88.27926	ppb	98
19) Indeno (1,2,3-cd) pyrene	14.39	276	488982	100.01982	ppb	89
21) Benzo (b) fluoranthene	12.16	252	587997	99.33083	ppb	100
22) Benzo (k) fluoranthene	12.16	252	587786	98.78137	ppb	99
23) Benzo (a) pyrene	12.74	252	547488	99.01252	ppb	98
24) Dibenz (a,h) anthracene	14.43	278	535891	99.35185	ppb	94
25) Benzo (g,h,i) perylene	14.71	276	552068	99.06661	ppb	98

Quantitation Report


Data File : M:\KYLO\DATA\211019\1019K009.D  
Acq On : 19 Oct 21 16:29  
Sample : 100 ug/ml 10/13/21  
Misc :

Vial: 9  
Operator: LS  
Inst : KYLO  
Multiplr: 1.00

Quant Time: Oct 19 15:49 2021

Quant Results File: K1019.RES

Method : M:\KYLO\DATA\211019\K1019.M (RTE Integrator)  
Title : EPA 8270  
Last Update : Tue Nov 09 10:14:45 2021  
Response via : Initial Calibration



PAH by GCMS SIM  
EPA 8270 SIM

Form 7

Second Source Calibration

Lab Name: APPL, Inc.  
Case No: \_\_\_\_\_  
Matrix: \_\_\_\_\_

SDG No: \_\_\_\_\_  
Date Analyzed: 10/19/2021  
Instrument: KYLO  
Initial Cal. Date: 10/19/2021  
Data File: 1019K010.D

		Compound	MEAN	CCRF	%D	%Drift	
1	TM	Naphthalene	1.299	1.295	0.25	TM	
2	TM	2-Methylnaphthalene	0.7611	0.7635	0.32	TM	
3	TM	1-Methylnaphthalene	0.7681	0.7563	1.5	TM	
4	TM	Acenaphthylene	5.176	5.272	1.9	TM	
5	*TM	Acenaphthene	1.371	1.393	1.6	*TM	
6	TM	Fluorene	1.589	1.616	1.7	TM	
7	TM	Phenanthrene	1.376	1.380	0.31	TM	
8	TM	Anthracene	1.299	1.415	8.9	TM	
9	*TM	Fluoranthene	2.137	2.167	1.4	*TM	
10	TM	Pyrene	1.914	1.918	0.21	TM	
11	TM	Benz (a) anthracene	1.401	1.374	1.9	TM	
12	TM	Chrysene	1.558	1.488	4.5	TM	
13	TML	Indeno (1,2,3-cd) pyrene	1.272	0.9799	23	TML	12
14	TM	Benzo (b) fluoranthene	1.408	1.510	7.3	TM	
15	TM	Benzo (k) fluoranthene	1.610	1.698	5.5	TM	
16	*TM	Benzo (a) pyrene	1.341	1.484	11	*TM	
17	TM	Dibenz (a,h) anthracene	1.326	1.382	4.2	TM	
18	TM	Benzo (g,h,i) perylene	1.443	1.486	3.0	TM	
19							
20							
21							
22							
23							
24							
25							
26							
27							
28							
29							
30							
31							
32							
33							
34							
35							
36							
37							
38							

Average

4.4

PAH by GCMS SIM  
EPA 8270 SIM

Data File : M:\KYLO\DATA\211019\1019K010.D Vial: 10  
 Acq On : 19 Oct 21 16:49 Operator: LS  
 Sample : SS ug/ml 10/13/21 Inst : KYLO  
 Misc : Multiplr: 1.00

Quant Time: Oct 19 16:06 2021 Quant Results File: K1019.RES

Quant Method : M:\KYLO\DATA\211019\K1019.M (RTE Integrator)  
 Title : EPA 8270  
 Last Update : Tue Oct 19 16:51:19 2021  
 Response via : Initial Calibration  
 DataAcq Meth : SIM\_2

Internal Standards	R.T.	QIon	Response	Conc	Units	Dev(Min)
1) Naphthalene-D8 (IS)	3.92	136	11540	2.50000	ppb	0.00
6) Acenaphthene-D10 (IS)	5.86	164	5722	2.50000	ppb	0.00
10) Phenanthrene-D10 (IS)	7.56	188	8843	2.50000	ppb	0.00
15) Chrysene-D12 (IS)	10.62	240	10394	2.50000	ppb	0.00
20) Perylene-D12 (IS)	12.83	264	8800	2.50000	ppb	0.00
System Monitoring Compounds						
3) 2-Methylnaphthalene-D10 (2)	4.66	152	1	0.00017	ppb	0.00
Spiked Amount	5.000		Recovery	=	0.000%	
13) Fluoranthene-D10 (FRT)	8.93	212	9	0.00131	ppb	0.00
Spiked Amount	5.000		Recovery	=	0.020%	
Target Compounds						
						Qvalue
2) Naphthalene	3.94	128	29897	4.98740	ppb	100
4) 2-Methylnaphthalene	4.69	142	17622	5.01592	ppb	100
5) 1-Methylnaphthalene	4.80	142	17455	4.92298	ppb	100
7) Acenaphthylene	5.69	152	60338	5.09352	ppb	100
8) Acenaphthene	5.89	154	15936	5.07898	ppb	100
9) Fluorene	6.49	166	18488	5.08482	ppb	100
11) Phenanthrene	7.59	178	24407	5.01529	ppb	100
12) Anthracene	7.64	178	25019	5.44311	ppb	100
14) Fluoranthene	8.95	202	38328	5.06982	ppb	99
16) Pyrene	9.21	202	39873	5.01031	ppb	100
17) Benz (a) anthracene	10.61	228	28567	4.90355	ppb	99
18) Chrysene	10.65	228	30939	4.77675	ppb	100
19) Indeno (1,2,3-cd) pyrene	14.38	276	20371	4.37871	ppb	99
21) Benzo (b) fluoranthene	12.14	252	26577	5.36265	ppb	100
22) Benzo (k) fluoranthene	12.19	252	29888	5.27373	ppb	100
23) Benzo (a) pyrene	12.73	252	26127	5.53492	ppb	100
24) Dibenz (a,h) anthracene	14.42	278	24324	5.21145	ppb	99
25) Benzo (g,h,i) perylene	14.69	276	26159	5.14999	ppb	100

Quantitation Report


Data File : M:\KYLO\DATA\211019\1019K010.D  
Acq On : 19 Oct 21 16:49  
Sample : SS ug/ml 10/13/21  
Misc :

Vial: 10  
Operator: LS  
Inst : KYLO  
Multiplr: 1.00

Quant Time: Oct 19 16:06 2021

Quant Results File: K1019.RES

Method : M:\KYLO\DATA\211019\K1019.M (RTE Integrator)  
Title : EPA 8270  
Last Update : Tue Nov 09 10:14:45 2021  
Response via : Initial Calibration



PAH by GCMS SIM  
EPA 8270 SIM

Form 7

Continuing Calibration

Lab Name: APPL, Inc.  
Case No: \_\_\_\_\_  
Matrix: \_\_\_\_\_

SDG No: \_\_\_\_\_  
Date Analyzed: 3 Nov 21 8:45  
Instrument: KYLO  
Initial Cal. Date: 10/19/2021  
Data File: 1019K236.D

		Compound	MEAN	CCRF	%D	%Drift
1	I	Naphthalene-D8(IS)	ISTD			I
2	TM	Naphthalene	1.299	1.319	1.6	TM
3	S	2-Methylnaphthalene-D10 (2MN)	1.277	1.280	0.24	S
4	TM	2-Methylnaphthalene	0.7611	0.8011	5.3	TM
5	TM	1-Methylnaphthalene	0.7681	0.8005	4.2	TM
6	I	Acenaphthene-D10(IS)	ISTD			I
7	TM	Acenaphthylene	5.176	5.419	4.7	TM
8	*TM	Acenaphthene	1.371	1.438	4.9	*TM
9	TM	Fluorene	1.589	1.699	6.9	TM
10	I	Phenanthrene-D10(IS)	ISTD			I
11	TM	Phenanthrene	1.376	1.472	7.0	TM
12	TM	Anthracene	1.299	1.379	6.1	TM
13	S	Fluoranthene-D10 (FRT)	1.949	1.985	1.8	S
14	*TM	Fluoranthene	2.137	2.321	8.6	*TM
15	I	Chrysene-D12(IS)	ISTD			I
16	TM	Pyrene	1.914	2.020	5.5	TM
17	TM	Benz (a) anthracene	1.401	1.523	8.7	TM
18	TM	Chrysene	1.558	1.557	0.06	TM
19	TML	Indeno (1,2,3-cd) pyrene	1.272	1.182	7.1	TML 4.9
20	I	Perylene-D12(IS)	ISTD			I
21	TM	Benzo (b) fluoranthene	1.408	1.558	11	TM
22	TM	Benzo (k) fluoranthene	1.610	1.636	1.6	TM
23	*TM	Benzo (a) pyrene	1.341	1.432	6.8	*TM
24	TM	Dibenz (a,h) anthracene	1.326	1.377	3.9	TM
25	TM	Benzo (g,h,i) perylene	1.443	1.511	4.7	TM
26						
27						
28						
29						
30						
31						
32						
33						
34						
35						
36						
37						
38						
39						
40						

Average

5.0

Data File : M:\KYLO\DATA\211019\1019K236.D Vial: 86  
 Acq On : 3 Nov 21 8:45 Operator: LS  
 Sample : 5 ug/ml 10/19/21 (1) Inst : KYLO  
 Misc : Multiplr: 1.00

Quant Time: Nov 3 9:01 2021 Quant Results File: K1019.RES

Quant Method : M:\KYLO\DATA\211019\K1019.M (RTE Integrator)  
 Title : EPA 8270  
 Last Update : Wed Oct 27 10:57:36 2021  
 Response via : Initial Calibration  
 DataAcq Meth : SIM\_2

Internal Standards	R.T.	QIon	Response	Conc	Units	Dev(Min)
1) Naphthalene-D8 (IS)	3.89	136	13706	2.50000	ppb	0.00
6) Acenaphthene-D10 (IS)	5.82	164	6715	2.50000	ppb	-0.03
10) Phenanthrene-D10 (IS)	7.52	188	10377	2.50000	ppb	-0.03
15) Chrysene-D12 (IS)	10.58	240	12277	2.50000	ppb	-0.04
20) Perylene-D12 (IS)	12.76	264	11342	2.50000	ppb	-0.07
<b>System Monitoring Compounds</b>						
3) 2-Methylnaphthalene-D10 (2)	4.62	152	17540	2.50605	ppb	-0.03
Spiked Amount	5.000		Recovery	=	50.120%	
13) Fluoranthene-D10 (FRT)	8.90	212	20596	2.54608	ppb	-0.04
Spiked Amount	5.000		Recovery	=	50.920%	
<b>Target Compounds</b>						
						Qvalue
2) Naphthalene	3.91	128	36157	5.07848	ppb	100
4) 2-Methylnaphthalene	4.66	142	21961	5.26311	ppb	99
5) 1-Methylnaphthalene	4.77	142	21944	5.21098	ppb	98
7) Acenaphthylene	5.66	152	72780	5.23529	ppb	100
8) Acenaphthene	5.86	154	19312	5.24477	ppb	97
9) Fluorene	6.45	166	22815	5.34697	ppb	99
11) Phenanthrene	7.55	178	30540	5.34784	ppb	99
12) Anthracene	7.61	178	28624	5.30683	ppb	99
14) Fluoranthene	8.92	202	48165	5.42919	ppb	100
16) Pyrene	9.17	202	49593	5.27590	ppb	99
17) Benz (a) anthracene	10.57	228	37402	5.43539	ppb	99
18) Chrysene	10.61	228	38228	4.99688	ppb	99
19) Indeno (1,2,3-cd) pyrene	14.32	276	29032	5.24405	ppb	93
21) Benzo (b) fluoranthene	12.08	252	35343	5.53311	ppb	99
22) Benzo (k) fluoranthene	12.12	252	37110	5.08048	ppb	99
23) Benzo (a) pyrene	12.65	252	32480	5.33864	ppb	98
24) Dibenz (a,h) anthracene	14.36	278	31238	5.19278	ppb	99
25) Benzo (g,h,i) perylene	14.63	276	34268	5.23440	ppb	98



Quantitation Report

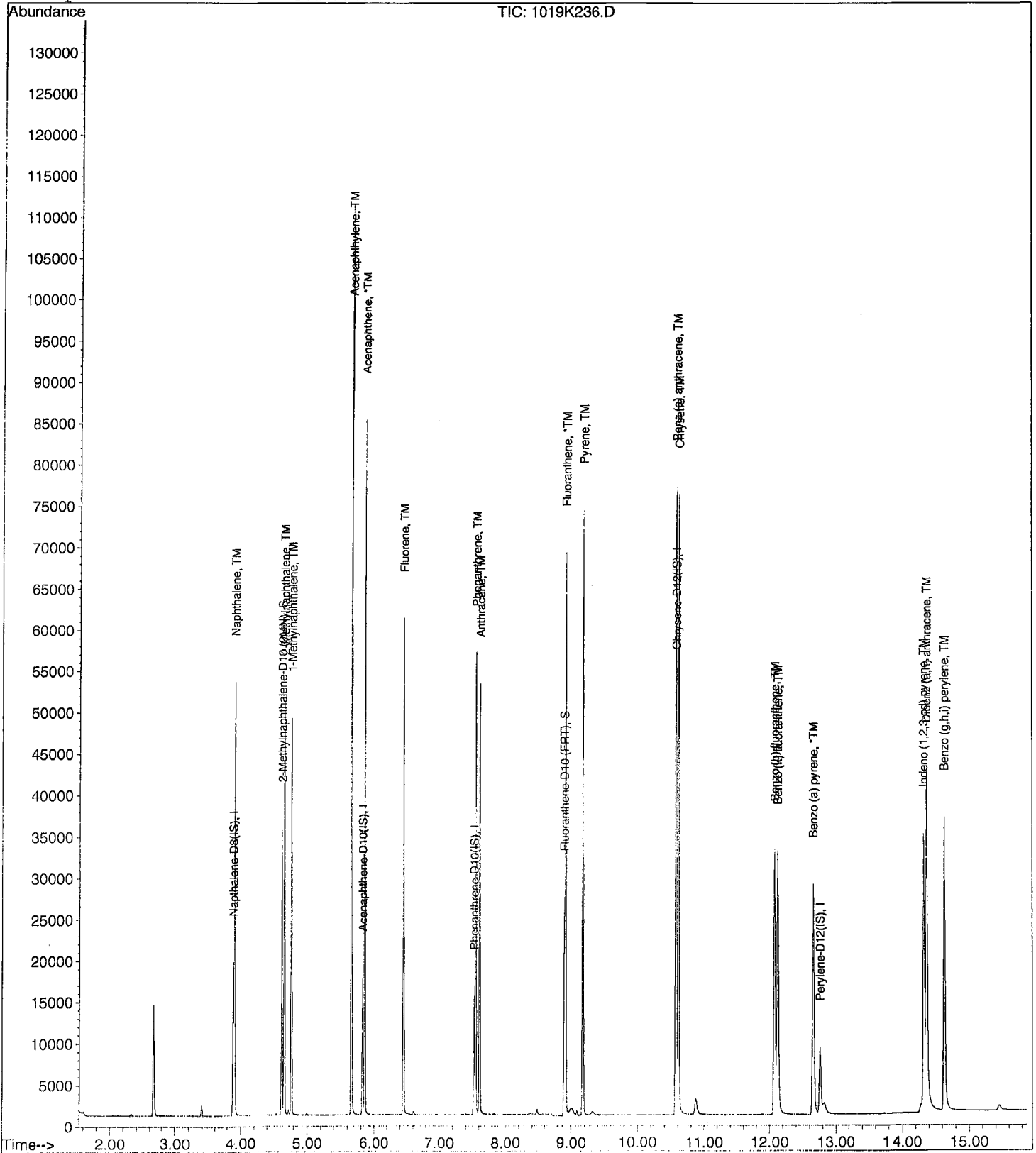
Data File : M:\KYLO\DATA\211019\1019K236.D  
 Acq On : 3 Nov 21 8:45  
 Sample : 5 ug/ml 10/19/21 (1)  
 Misc :

Vial: 86  
 Operator: LS  
 Inst : KYLO  
 Multiplr: 1.00

Quant Time: Nov 3 9:01 2021

Quant Results File: K1019.RES

Method : M:\KYLO\DATA\211019\K1019.M (RTE Integrator)  
 Title : EPA 8270  
 Last Update : Wed Oct 27 10:57:36 2021  
 Response via : Initial Calibration



PAH by GCMS SIM  
EPA 8270 SIM

Form 7

Ending Continuing Calibration

Lab Name: APPL, Inc.

SDG No: \_\_\_\_\_

Case No: \_\_\_\_\_

Date Analyzed: 3 Nov 21 21:44

Matrix: \_\_\_\_\_

Instrument: KYLO

Initial Cal. Date: 10/19/2021

Data File: 1019K275.D

	Compound	MEAN	CCRF	%D	%Drift
1	I Naphthalene-D8(IS)	ISTD			I
2	TM Naphthalene	1.299	1.310	0.91	TM
3	S 2-Methylnaphthalene-D10 (2MN)	1.277	1.289	0.93	S
4	TM 2-Methylnaphthalene	0.7611	0.8049	5.8	TM
5	TM 1-Methylnaphthalene	0.7681	0.8033	4.6	TM
6	I Acenaphthene-D10(IS)	ISTD			I
7	TM Acenaphthylene	5.176	5.314	2.7	TM
8	*TM Acenaphthene	1.371	1.388	1.3	*TM
9	TM Fluorene	1.589	1.676	5.5	TM
10	I Phenanthrene-D10(IS)	ISTD			I
11	TM Phenanthrene	1.376	1.432	4.1	TM
12	TM Anthracene	1.299	1.348	3.8	TM
13	S Fluoranthene-D10 (FRT)	1.949	2.056	5.5	S
14	*TM Fluoranthene	2.137	2.289	7.1	*TM
15	I Chrysene-D12(IS)	ISTD			I
16	TM Pyrene	1.914	2.019	5.5	TM
17	TM Benz (a) anthracene	1.401	1.501	7.1	TM
18	TM Chrysene	1.558	1.552	0.38	TM
19	TML Indeno (1,2,3-cd) pyrene	1.272	1.112	13	TML 1.1
20	I Perylene-D12(IS)	ISTD			I
21	TM Benzo (b) fluoranthene	1.408	1.546	9.8	TM
22	TM Benzo (k) fluoranthene	1.610	1.682	4.4	TM
23	*TM Benzo (a) pyrene	1.341	1.438	7.3	*TM
24	TM Dibenz (a,h) anthracene	1.326	1.335	0.66	TM
25	TM Benzo (g,h,i) perylene	1.443	1.460	1.2	TM
26					
27					
28					
29					
30					
31					
32					
33					
34					
35					
36					
37					
38					
39					
40					

Average

4.6

Data File : M:\KYLO\DATA\211019\1019K275.D Vial: 125  
 Acq On : 3 Nov 21 21:44 Operator: LS  
 Sample : 5 ug/ml 10/10/21 (2) Inst : KYLO  
 Misc : Multiplr: 1.00

Quant Time: Nov 4 7:33 2021 Quant Results File: K1019.RES

Quant Method : M:\KYLO\DATA\211019\K1019.M (RTE Integrator)  
 Title : EPA 8270  
 Last Update : Wed Oct 27 10:57:36 2021  
 Response via : Initial Calibration  
 DataAcq Meth : SIM\_2

Internal Standards	R.T.	QIon	Response	Conc	Units	Dev(Min)
1) Naphthalene-D8 (IS)	3.89	136	18256	2.50000	ppb	0.00
6) Acenaphthene-D10 (IS)	5.82	164	9460	2.50000	ppb	-0.03
10) Phenanthrene-D10 (IS)	7.52	188	14853	2.50000	ppb	-0.03
15) Chrysene-D12 (IS)	10.57	240	17378	2.50000	ppb	-0.04
20) Perylene-D12 (IS)	12.75	264	15699	2.50000	ppb	-0.08
System Monitoring Compounds						
3) 2-Methylnaphthalene-D10 (2)	4.62	152	23523	2.52324	ppb	-0.03
Spiked Amount	5.000		Recovery	=	50.460%	
13) Fluoranthene-D10 (FRT)	8.90	212	30540	2.63764	ppb	-0.04
Spiked Amount	5.000		Recovery	=	52.760%	
Target Compounds						
2) Naphthalene	3.91	128	47846	5.04536	ppb	Qvalue 100
4) 2-Methylnaphthalene	4.66	142	29390	5.28804	ppb	100
5) 1-Methylnaphthalene	4.77	142	29330	5.22902	ppb	100
7) Acenaphthylene	5.66	152	100542	5.13371	ppb	100
8) Acenaphthene	5.86	154	26268	5.06385	ppb	99
9) Fluorene	6.45	166	31717	5.27636	ppb	99
11) Phenanthrene	7.55	178	42547	5.20518	ppb	100
12) Anthracene	7.61	178	40050	5.18758	ppb	99
14) Fluoranthene	8.92	202	68008	5.35576	ppb	98
16) Pyrene	9.17	202	70161	5.27308	ppb	97
17) Benz (a) anthracene	10.56	228	52174	5.35652	ppb	99
18) Chrysene	10.61	228	53937	4.98077	ppb	98
19) Indeno (1,2,3-cd) pyrene	14.31	276	38643	4.94253	ppb	90
21) Benzo (b) fluoranthene	12.07	252	48541	5.49026	ppb	98
22) Benzo (k) fluoranthene	12.12	252	52801	5.22244	ppb	98
23) Benzo (a) pyrene	12.65	252	45160	5.36273	ppb	98
24) Dibenz (a,h) anthracene	14.36	278	41909	5.03317	ppb	99
25) Benzo (g,h,i) perylene	14.63	276	45853	5.06015	ppb	97

Quantitation Report


Data File : M:\KYLO\DATA\211019\1019K275.D  
Acq On : 3 Nov 21 21:44  
Sample : 5 ug/ml 10/10/21 (2)  
Misc :

Vial: 125  
Operator: LS  
Inst : KYLO  
Multiplr: 1.00

Quant Time: Nov 4 7:33 2021

Quant Results File: K1019.RES

Method : M:\KYLO\DATA\211019\K1019.M (RTI Integrator)  
Title : EPA 8270  
Last Update : Wed Oct 27 10:57:36 2021  
Response via : Initial Calibration



**ORGANICS**  
**Raw Data**

Data File : M:\KYLO\DATA\211019\1019K241.D  
 Acq On : 3 Nov 21 10:24  
 Sample : BA44379W07 1/1000  
 Misc :

Vial: 91  
 Operator: LS  
 Inst : KYLO  
 Multiplr: 1.00

Quant Time: Nov 8 16:09 2021

Quant Results File: K1019.RES

Quant Method : M:\KYLO\DATA\211019\K1019.M (RTE Integrator)  
 Title : EPA 8270  
 Last Update : Wed Oct 27 10:57:36 2021  
 Response via : Initial Calibration  
 DataAcq Meth : SIM\_2

Internal Standards	R.T.	QIon	Response	Conc	Units	Dev(Min)
1) Napthalene-D8 (IS)	3.89	136	14155	2.50	ppb	0.00
6) Acenaphthene-D10 (IS)	5.82	164	7016	2.50	ppb	-0.03
10) Phenanthrene-D10 (IS)	7.52	188	11739	2.50	ppb	-0.03
15) Chrysene-D12 (IS)	10.57	240	14503	2.50	ppb	-0.04
20) Perylene-D12 (IS)	12.76	264	13204	2.50	ppb	-0.07
System Monitoring Compounds						
3) 2-Methylnaphthalene-D10 (2)	4.62	152	38586	5.34	ppb	-0.03
Spiked Amount	5.000		Recovery	=	106.760%	
13) Fluoranthene-D10 (FRT)	8.90	212	45411	4.96	ppb	-0.04
Spiked Amount	5.000		Recovery	=	99.240%	

Target Compounds Qvalue

Quantitation Report


Data File : M:\KYLO\DATA\211019\1019K241.D  
Acq On : 3 Nov 21 10:24  
Sample : BA44379W07 1/1000  
Misc :

Vial: 91  
Operator: LS  
Inst : KYLO  
Multiplr: 1.00

Quant Time: Nov 8 16:09 2021

Quant Results File: K1019.RES

Method : M:\KYLO\DATA\211019\K1019.M (RTE Integrator)  
Title : EPA 8270  
Last Update : Tue Nov 30 08:16:15 2021  
Response via : Initial Calibration



Data File : M:\KYLO\DATA\211019\1019K242.D  
 Acq On : 3 Nov 21 10:44  
 Sample : BA44380W05 1/950  
 Misc :

Vial: 92  
 Operator: LS  
 Inst : KYLO  
 Multiplr: 1.05

Quant Time: Nov 8 16:10 2021

Quant Results File: K1019.RES

Quant Method : M:\KYLO\DATA\211019\K1019.M (RTE Integrator)  
 Title : EPA 8270  
 Last Update : Wed Oct 27 10:57:36 2021  
 Response via : Initial Calibration  
 DataAcq Meth : SIM\_2

Internal Standards	R.T.	QIon	Response	Conc Units	Dev(Min)
1) Napthalene-D8 (IS)	3.88	136	14640	2.50 ppb	0.00
6) Acenaphthene-D10 (IS)	5.82	164	7232	2.50 ppb	-0.03
10) Phenanthrene-D10 (IS)	7.52	188	11726	2.50 ppb	-0.03
15) Chrysene-D12 (IS)	10.57	240	14077	2.50 ppb	-0.04
20) Perylene-D12 (IS)	12.76	264	12769	2.50 ppb	-0.07

System Monitoring Compounds

3) 2-Methylnaphthalene-D10 (2)	4.62	152	37184	5.24 ppb	-0.03
Spiked Amount	5.263		Recovery	=	99.484%
13) Fluoranthene-D10 (FRT)	8.90	212	42966	4.95 ppb	-0.04
Spiked Amount	5.263		Recovery	=	94.012%

Target Compounds

Qvalue



Quantitation Report


Data File : M:\KYLO\DATA\211019\1019K242.D  
Acq On : 3 Nov 21 10:44  
Sample : BA44380W05 1/950  
Misc :

Vial: 92  
Operator: LS  
Inst : KYLO  
Multiplr: 1.05

Quant Time: Nov 8 16:10 2021

Quant Results File: K1019.RES

Method : M:\KYLO\DATA\211019\K1019.M (RTE Integrator)  
Title : EPA 8270  
Last Update : Tue Nov 30 08:16:15 2021  
Response via : Initial Calibration



Data File : M:\KYLO\DATA\211019\1019K237.D  
 Acq On : 3 Nov 21 9:04  
 Sample : 211028A BLK 1/1000  
 Misc :

Vial: 87  
 Operator: LS  
 Inst : KYLO  
 Multiplr: 1.00

Quant Time: Nov 3 14:31 2021

Quant Results File: K1019.RES

Quant Method : M:\KYLO\DATA\211019\K1019.M (RTE Integrator)  
 Title : EPA 8270  
 Last Update : Wed Oct 27 10:57:36 2021  
 Response via : Initial Calibration  
 DataAcq Meth : SIM\_2

Internal Standards	R.T.	QIon	Response	Conc	Units	Dev(Min)
1) Napthalene-D8 (IS)	3.88	136	12656	2.50	ppb	0.00
6) Acenaphthene-D10 (IS)	5.82	164	6252	2.50	ppb	-0.03
10) Phenanthrene-D10 (IS)	7.52	188	10697	2.50	ppb	-0.03
15) Chrysene-D12 (IS)	10.57	240	13529	2.50	ppb	-0.04
20) Perylene-D12 (IS)	12.76	264	12332	2.50	ppb	-0.07
System Monitoring Compounds						
3) 2-Methylnaphthalene-D10 (2)	4.62	152	37588	5.82	ppb	-0.03
Spiked Amount	5.000		Recovery	=	116.320%	
13) Fluoranthene-D10 (FRT)	8.90	212	46297	5.55	ppb	-0.04
Spiked Amount	5.000		Recovery	=	111.040%	
Target Compounds						Qvalue

Quantitation Report


Data File : M:\KYLO\DATA\211019\1019K237.D  
Acq On : 3 Nov 21 9:04  
Sample : 211028A BLK 1/1000  
Misc :

Vial: 87  
Operator: LS  
Inst : KYLO  
Multiplr: 1.00

Quant Time: Nov 3 14:31 2021

Quant Results File: K1019.RES

Method : M:\KYLO\DATA\211019\K1019.M (RTE Integrator)  
Title : EPA 8270  
Last Update : Tue Nov 30 08:16:15 2021  
Response via : Initial Calibration



Data File : M:\KYLO\DATA\211019\1019K239.D  
 Acq On : 3 Nov 21 9:44  
 Sample : 211028A LCSD-1 1/1000  
 Misc :

Vial: 89  
 Operator: LS  
 Inst : KYLO  
 Multiplr: 1.00

Quant Time: Nov 3 14:25 2021

Quant Results File: K1019.RES

Quant Method : M:\KYLO\DATA\211019\K1019.M (RTE Integrator)  
 Title : EPA 8270  
 Last Update : Wed Oct 27 10:57:36 2021  
 Response via : Initial Calibration  
 DataAcq Meth : SIM\_2

Internal Standards	R.T.	QIon	Response	Conc	Units	Dev(Min)
1) Napthalene-D8 (IS)	3.89	136	13244	2.50	ppb	0.00
6) Acenaphthene-D10 (IS)	5.82	164	6818	2.50	ppb	-0.03
10) Phenanthrene-D10 (IS)	7.52	188	11226	2.50	ppb	-0.03
15) Chrysene-D12 (IS)	10.57	240	14122	2.50	ppb	-0.04
20) Perylene-D12 (IS)	12.75	264	12971	2.50	ppb	-0.08

System Monitoring Compounds

3) 2-Methylnaphthalene-D10 (2)	4.62	152	37696	5.57	ppb	-0.03
Spiked Amount	5.000		Recovery	=	111.480%	
13) Fluoranthene-D10 (FRT)	8.90	212	47469	5.42	ppb	-0.04
Spiked Amount	5.000		Recovery	=	108.480%	

Target Compounds

Target Compounds	R.T.	QIon	Response	Conc	Units	Qvalue
2) Naphthalene	3.91	128	35982	5.23	ppb	100
4) 2-Methylnaphthalene	4.66	142	21892	5.43	ppb	99
5) 1-Methylnaphthalene	4.77	142	21965	5.40	ppb	100
7) Acenaphthylene	5.66	152	75454	5.35	ppb	100
8) Acenaphthene	5.86	154	19882	5.32	ppb	98
9) Fluorene	6.45	166	23767	5.49	ppb	97
11) Phenanthrene	7.55	178	31660	5.12	ppb	100
12) Anthracene	7.61	178	29707	5.09	ppb	99
14) Fluoranthene	8.92	202	51162	5.33	ppb	98
16) Pyrene	9.17	202	52675	4.87	ppb	96
17) Benz (a) anthracene	10.56	228	40053	5.06	ppb	99
18) Chrysene	10.61	228	41572	4.72	ppb	99
19) Indeno (1,2,3-cd) pyrene	14.31	276	30743	4.84	ppb	# 91
21) Benzo (b) fluoranthene	12.07	252	37985	5.20	ppb	99
22) Benzo (k) fluoranthene	12.12	252	40322	4.83	ppb	99
23) Benzo (a) pyrene	12.65	252	34628	4.98	ppb	98
24) Dibenz (a,h) anthracene	14.36	278	33553	4.88	ppb	100
25) Benzo (g,h,i) perylene	14.63	276	36697	4.90	ppb	99

Quantitation Report


Data File : M:\KYLO\DATA\211019\1019K239.D  
Acq On : 3 Nov 21 9:44  
Sample : 211028A LCSD-1 1/1000  
Misc :

Vial: 89  
Operator: LS  
Inst : KYLO  
Multiplr: 1.00

Quant Time: Nov 3 14:25 2021

Quant Results File: K1019.RES

Method : M:\KYLO\DATA\211019\K1019.M (RTE Integrator)  
Title : EPA 8270  
Last Update : Tue Nov 30 08:16:15 2021  
Response via : Initial Calibration



Data File : M:\KYLO\DATA\211019\1019K271.D  
 Acq On : 3 Nov 21 20:24  
 Sample : 211028A LCS-1 1/1000  
 Misc :

Vial: 121  
 Operator: LS  
 Inst : KYLO  
 Multiplr: 1.00

Quant Time: Nov 4 6:45 2021

Quant Results File: K1019.RES

Quant Method : M:\KYLO\DATA\211019\K1019.M (RTE Integrator)  
 Title : EPA 8270  
 Last Update : Wed Oct 27 10:57:36 2021  
 Response via : Initial Calibration  
 DataAcq Meth : SIM\_2

Internal Standards	R.T.	QIon	Response	Conc	Units	Dev(Min)
1) Napthalene-D8 (IS)	3.89	136	18146	2.50	ppb	0.00
6) Acenaphthene-D10 (IS)	5.82	164	9246	2.50	ppb	-0.03
10) Phenanthrene-D10 (IS)	7.52	188	16439	2.50	ppb	-0.03
15) Chrysene-D12 (IS)	10.57	240	20130	2.50	ppb	-0.04
20) Perylene-D12 (IS)	12.76	264	18703	2.50	ppb	-0.07
<b>System Monitoring Compounds</b>						
3) 2-Methylnaphthalene-D10 (2)	4.62	152	45852	4.95	ppb	-0.03
Spiked Amount	5.000		Recovery	=	98.960%	
13) Fluoranthene-D10 (FRT)	8.90	212	57612	4.50	ppb	-0.04
Spiked Amount	5.000		Recovery	=	89.920%	
<b>Target Compounds</b>						
2) Napthalene	3.91	128	44704	4.74	ppb	100
4) 2-Methylnaphthalene	4.66	142	27053	4.90	ppb	100
5) 1-Methylnaphthalene	4.77	142	27207	4.88	ppb	100
7) Acenaphthylene	5.66	152	90789	4.74	ppb	100
8) Acenaphthene	5.86	154	24800	4.89	ppb	98
9) Fluorene	6.45	166	29646	5.05	ppb	98
11) Phenanthrene	7.55	178	40232	4.45	ppb	100
12) Anthracene	7.61	178	36607	4.28	ppb	99
14) Fluoranthene	8.92	202	64018	4.56	ppb	98
16) Pyrene	9.17	202	65213	4.23	ppb	97
17) Benz (a) anthracene	10.56	228	49594	4.40	ppb	100
18) Chrysene	10.61	228	50957	4.06	ppb	98
19) Indeno (1,2,3-cd) pyrene	14.32	276	35807	3.99	ppb #	98
21) Benzo (b) fluoranthene	12.07	252	46449	4.41	ppb	99
22) Benzo (k) fluoranthene	12.12	252	49328	4.10	ppb	99
23) Benzo (a) pyrene	12.65	252	41620	4.15	ppb	100
24) Dibenz (a,h) anthracene	14.36	278	39874	4.02	ppb	100
25) Benzo (g,h,i) perylene	14.63	276	43182	4.00	ppb	99

Quantitation Report


Data File : M:\KYLO\DATA\211019\1019K271.D  
Acq On : 3 Nov 21 20:24  
Sample : 211028A LCS-1 1/1000  
Misc :

Vial: 121  
Operator: LS  
Inst : KYLO  
Multiplr: 1.00

Quant Time: Nov 4 6:45 2021

Quant Results File: K1019.RES

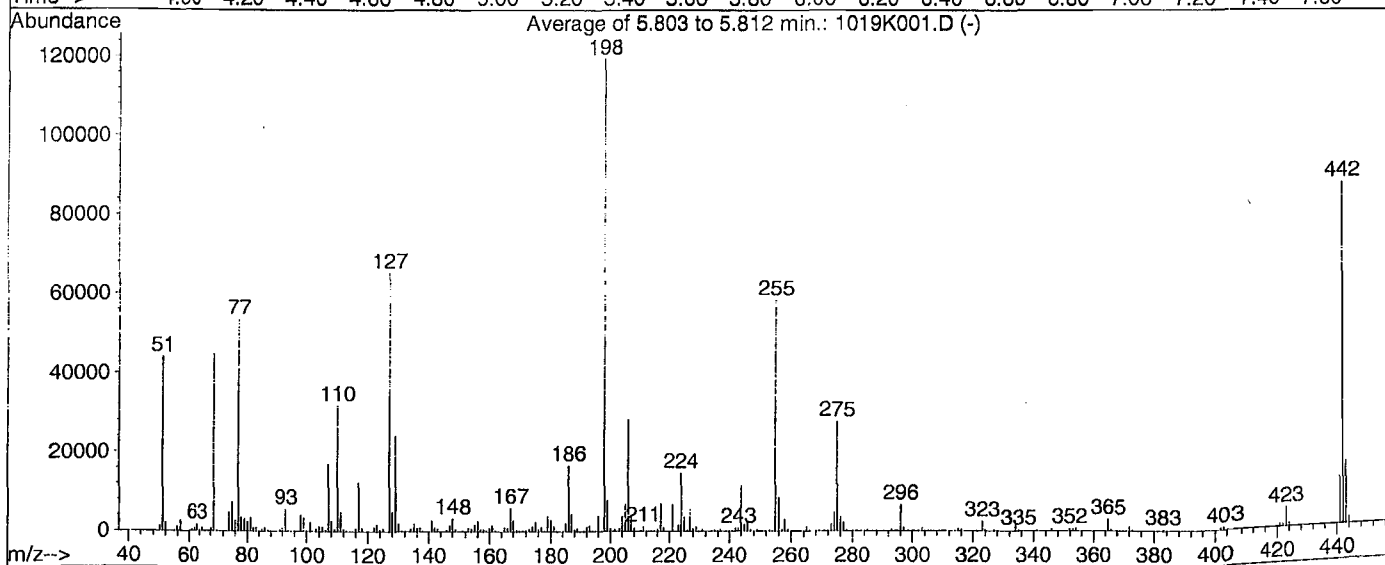
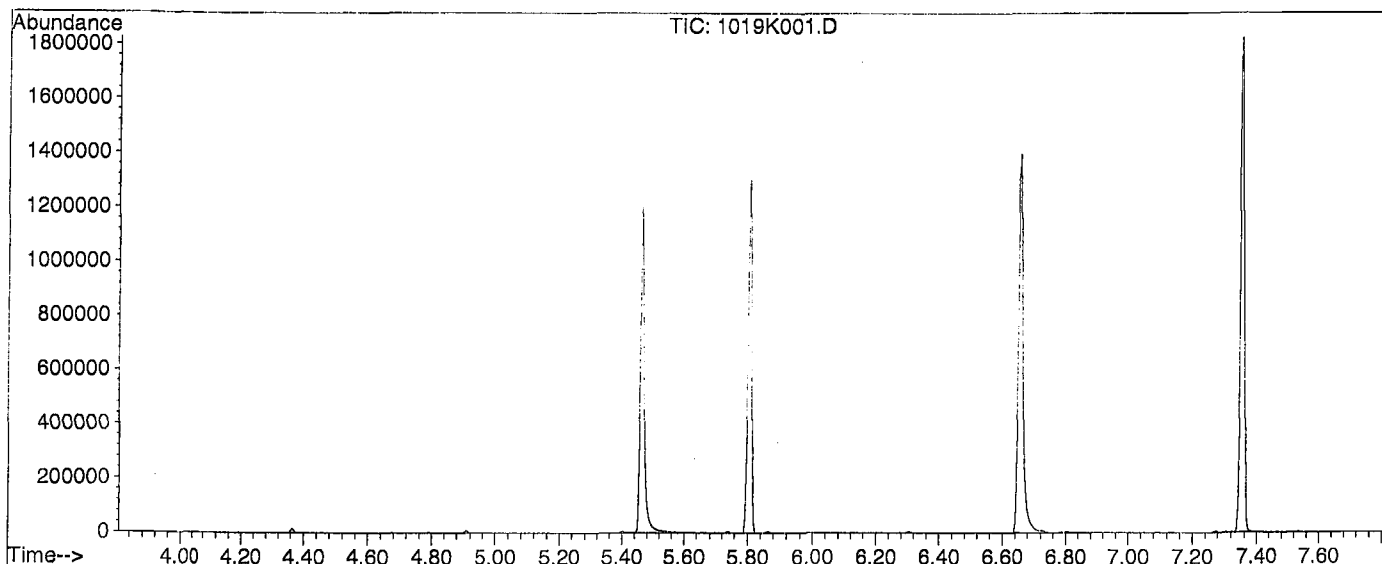
Method : M:\KYLO\DATA\211019\K1019.M (RTE Integrator)  
Title : EPA 8270  
Last Update : Tue Nov 30 08:16:15 2021  
Response via : Initial Calibration



Data File : M:\KYLO\DATA\211019\1019K001.D  
 Acq On : 19 Oct 21 13:58  
 Sample : SV TUNE 7/2/21  
 Misc :

Vial: 1  
 Operator: LS  
 Inst : KYLO  
 Multiplr: 1.00

Method : M:\KYLO\DATA\211019\DFTPP2.M (Chemstation Integrator)  
 Title :



AutoFind: Scans 476, 477, 478; Background Corrected with Scan 470

Target Mass	Rel. to Mass	Lower Limit%	Upper Limit%	Rel. Abn%	Raw Abn	Result Pass/Fail
51	198	10	80	36.8	44033	PASS
68	69	0.00	2	1.7	772	PASS
70	69	0.00	2	0.4	170	PASS
127	198	10	80	54.6	65376	PASS
197	198	0.00	2	0.2	185	PASS
198	198	100	100	100.0	119640	PASS
199	198	5	9	6.5	7734	PASS
275	198	10	60	23.2	27808	PASS
365	198	1	100	2.5	3043	PASS
441	442	0.01	24	13.9	12169	PASS
442	198	50	500	73.4	87760	PASS
443	442	15	24	18.4	16149	PASS



Data File Name: 1019K001.D  
 Data File Path: M:\KYLO\DATA\211019\  
 Operator: LS  
 Date Acquired: 19 Oct 2021 13:58  
 Method File: DFTPP2.M  
 Sample Name: SV TUNE 7/2/21  
 Vial Number: 1  
 Instrument Name: KYLO

#	Name	Ret Time	Target Response
1)	DDT	7.36	16763500
2)	DDD	7.13	0
3)	DDE	6.80	0

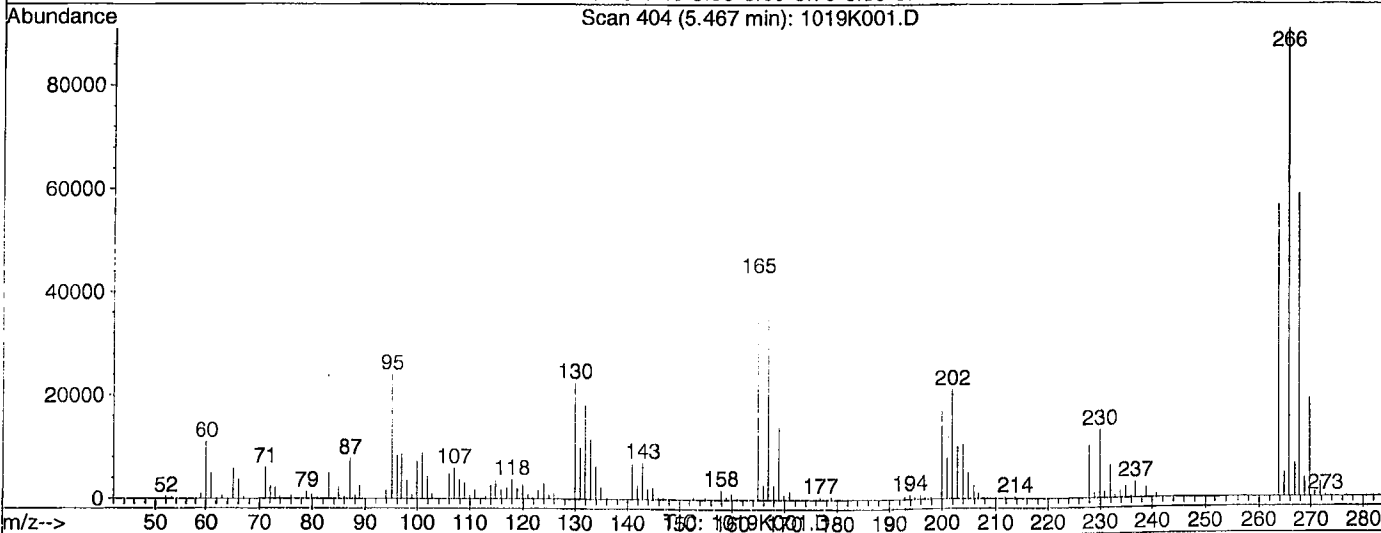
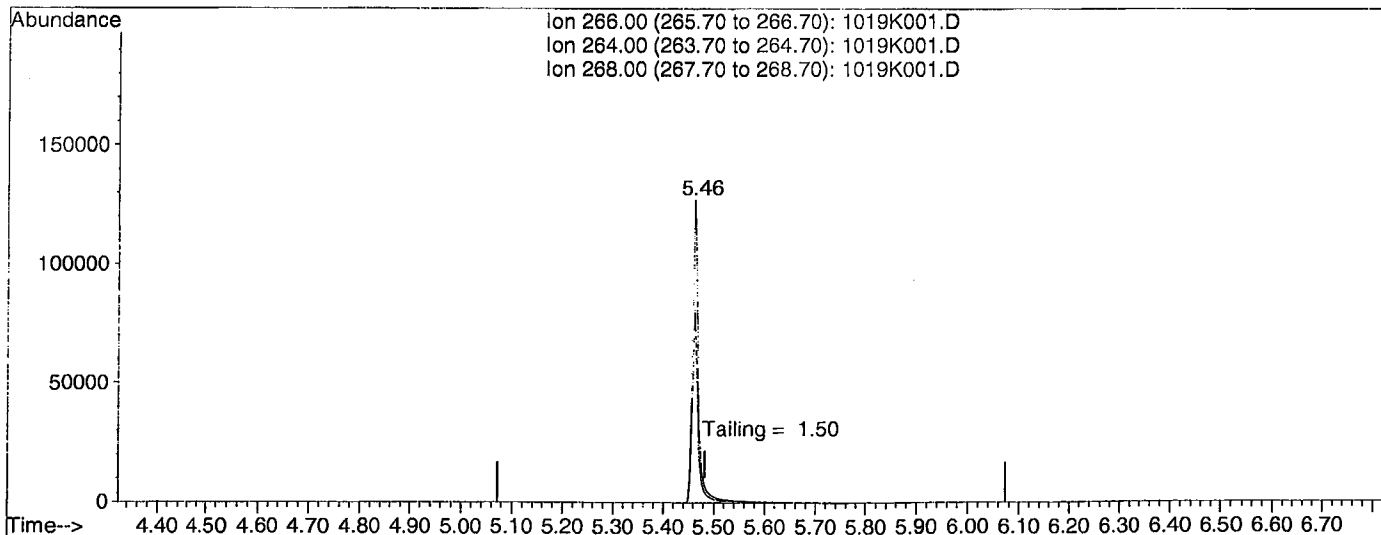
Breakdown 0.00

Quantitation Report

Data File : M:\KYLO\DATA\211019\1019K001.D  
 Acq On : 19 Oct 21 13:58  
 Sample : SV TUNE 7/2/21  
 Misc :  
 Quant Time: Oct 19 14:09 2021

Vial: 1  
 Operator: LS  
 Inst : KYLO  
 Multiplr: 1.00  
 Quant Results File: temp.res

Method : M:\KYLO\DATA\211019\DFTPP2.M (Chemstation Integrator)  
 Title :  
 Last Update : Tue Oct 19 14:09:23 2021  
 Response via : Single Level Calibration



(5) Pentachlorophenol

5.47min 0.0000

response 1053940

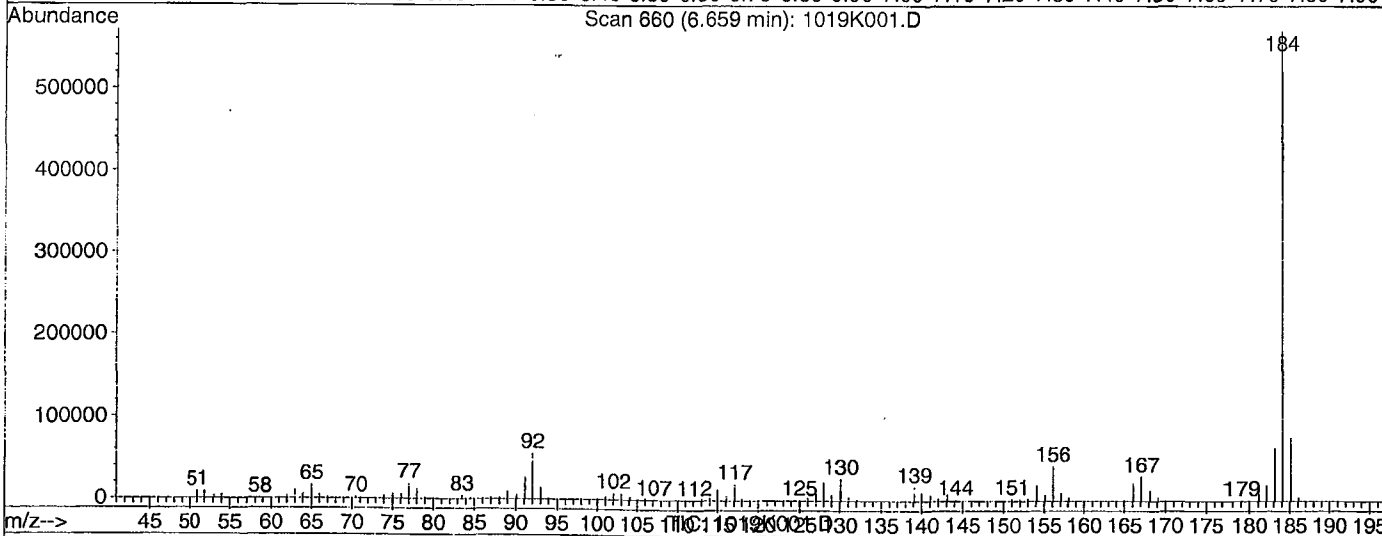
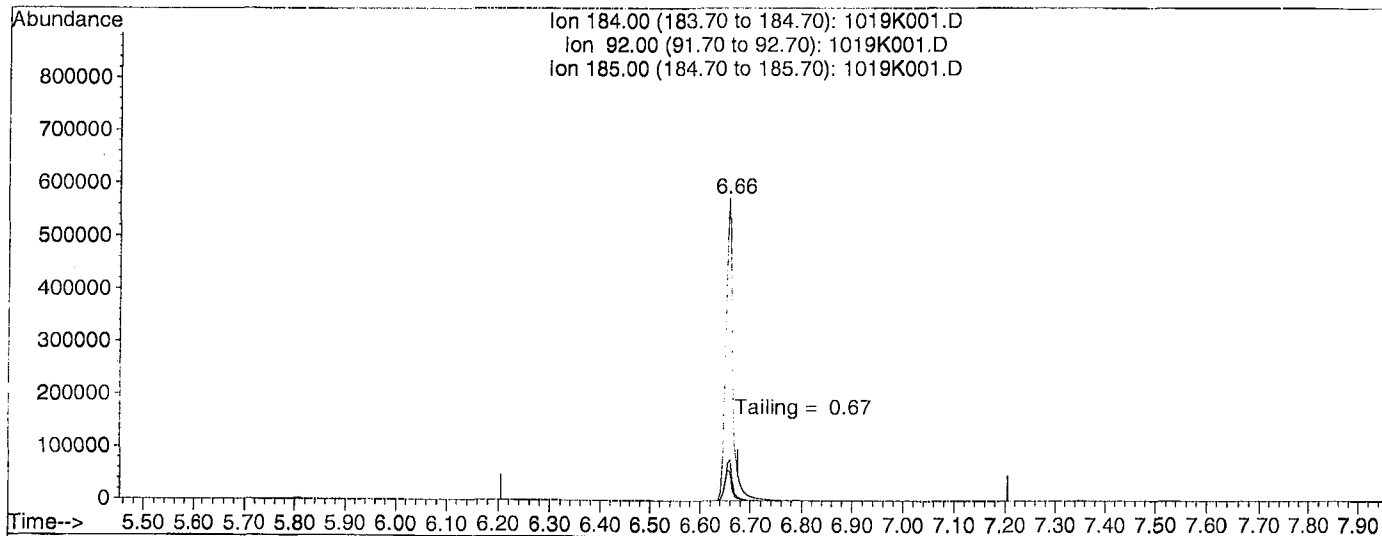
Ion	Exp%	Act%
266.00	100	100
264.00	62.30	62.20
268.00	62.40	62.61
0.00	0.00	0.00

Quantitation Report

Data File : M:\KYLO\DATA\211019\1019K001.D  
 Acq On : 19 Oct 21 13:58  
 Sample : SV TUNE 7/2/21  
 Misc :  
 Quant Time: Oct 19 14:09 2021

Vial: 1  
 Operator: LS  
 Inst : KYLO  
 Multiplr: 1.00  
 Quant Results File: temp.res

Method : M:\KYLO\DATA\211019\DFTPP2.M (Chemstation Integrator)  
 Title :  
 Last Update : Tue Oct 19 14:09:23 2021  
 Response via : Single Level Calibration



(6) Benzidine

6.66min 0.0000

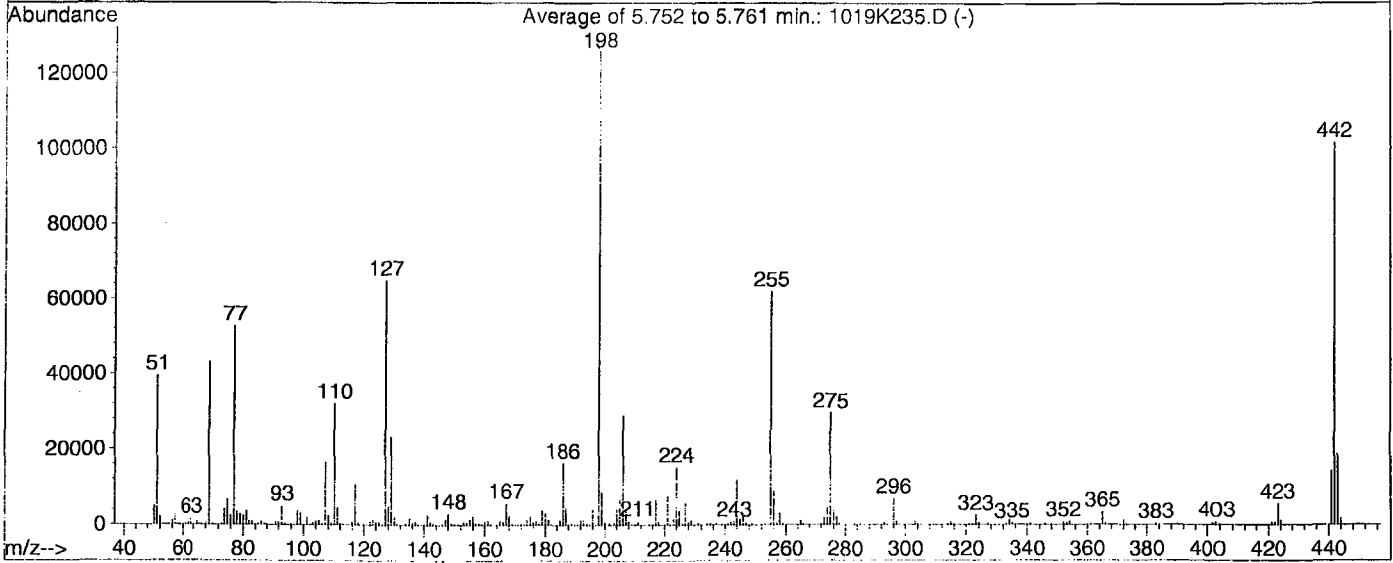
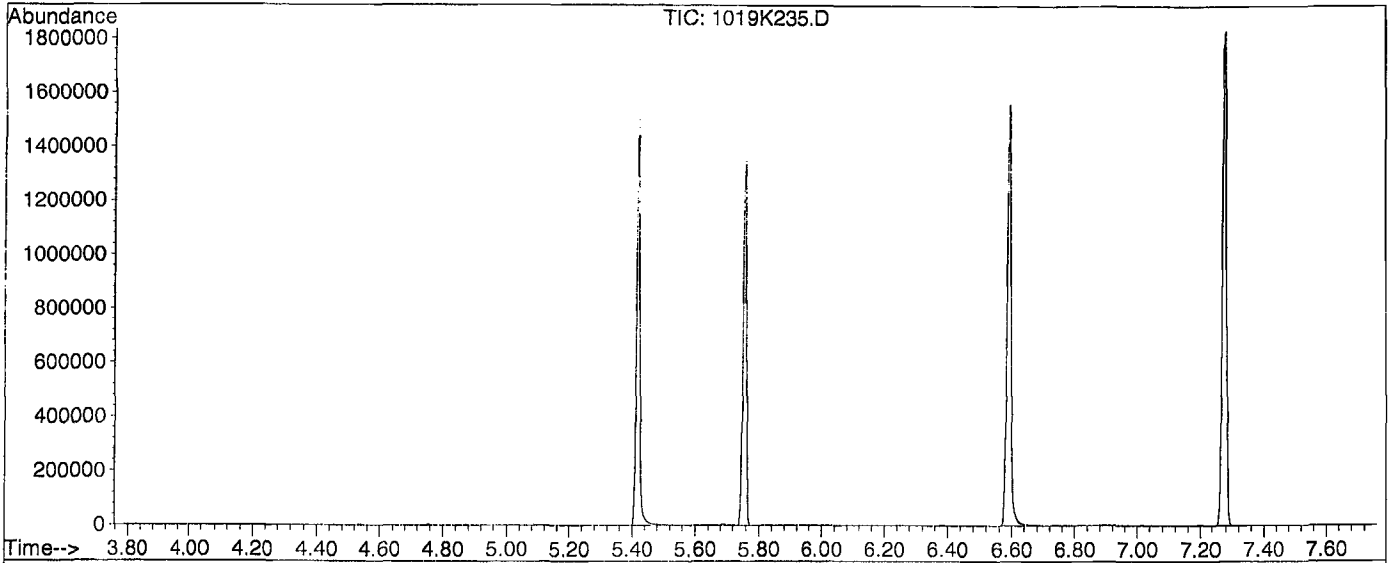
response 5630975

Ion	Exp%	Act%
184.00	100	100
92.00	9.50	10.34
185.00	13.20	13.72
0.00	0.00	0.00

Data File : M:\KYLO\DATA\211019\1019K235.D  
 Acq On : 3 Nov 21 8:33  
 Sample : SV TUNE 7/2/21  
 Misc :

Vial: 85  
 Operator: LS  
 Inst : KYLO  
 Multiplr: 1.00

Method : M:\KYLO\DATA\211019\K1019.M (RTE Integrator)  
 Title : EPA 8270



AutoFind: Scans 465, 466, 467; Background Corrected with Scan 459

Target Mass	Rel. to Mass	Lower Limit%	Upper Limit%	Rel. Abn%	Raw Abn	Result Pass/Fail
51	198	10	80	31.4	39534	PASS
68	69	0.00	2	1.5	654	PASS
70	69	0.00	2	0.5	229	PASS
127	198	10	80	51.7	65120	PASS
197	198	0.00	2	0.0	0	PASS
198	198	100	100	100.0	125931	PASS
199	198	5	9	6.8	8539	PASS
275	198	10	60	23.6	29699	PASS
365	198	1	100	2.7	3374	PASS
441	442	0.01	24	14.1	14314	PASS
442	198	50	500	80.8	101693	PASS
443	442	15	24	18.5	18817	PASS

Data File Name: 1019K235.D  
Data File Path: M:\KYLO\DATA\211019\  
Operator: LS  
Date Acquired: 3 Nov 21 8:33  
Method File: DFTPP2.M  
Sample Name: SV TUNE 7/2/21  
Vial Number: 85  
Instrument Name: KYLO

#	Name	Ret Time	Target Response
1)	DDT	7.29	16266100
2)	DDD	7.07	0
3)	DDE	6.75	0

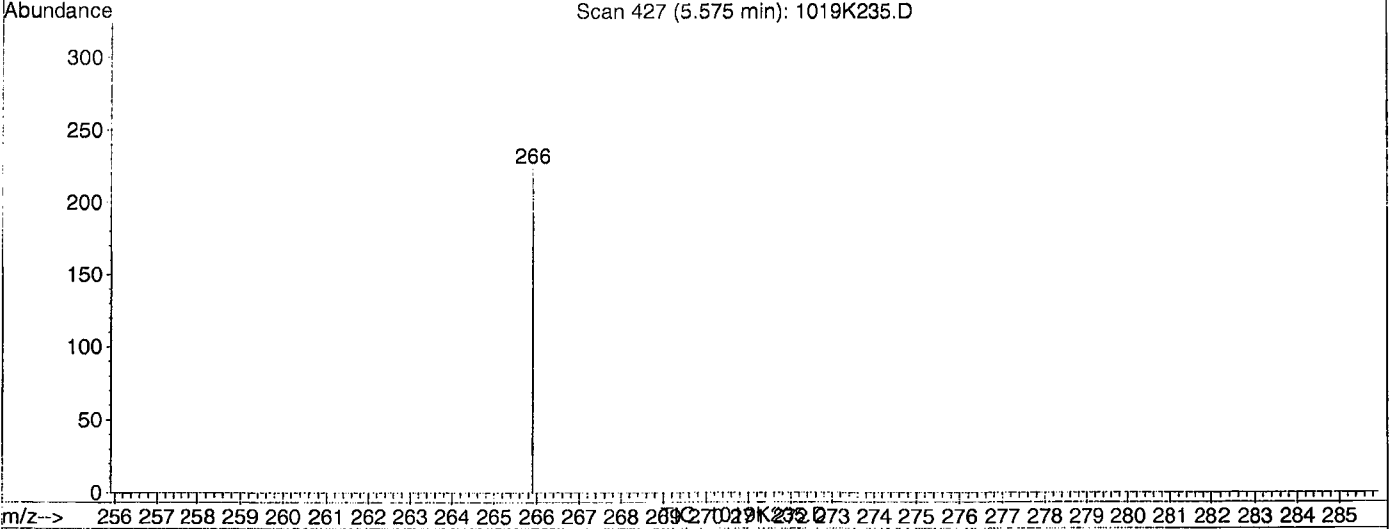
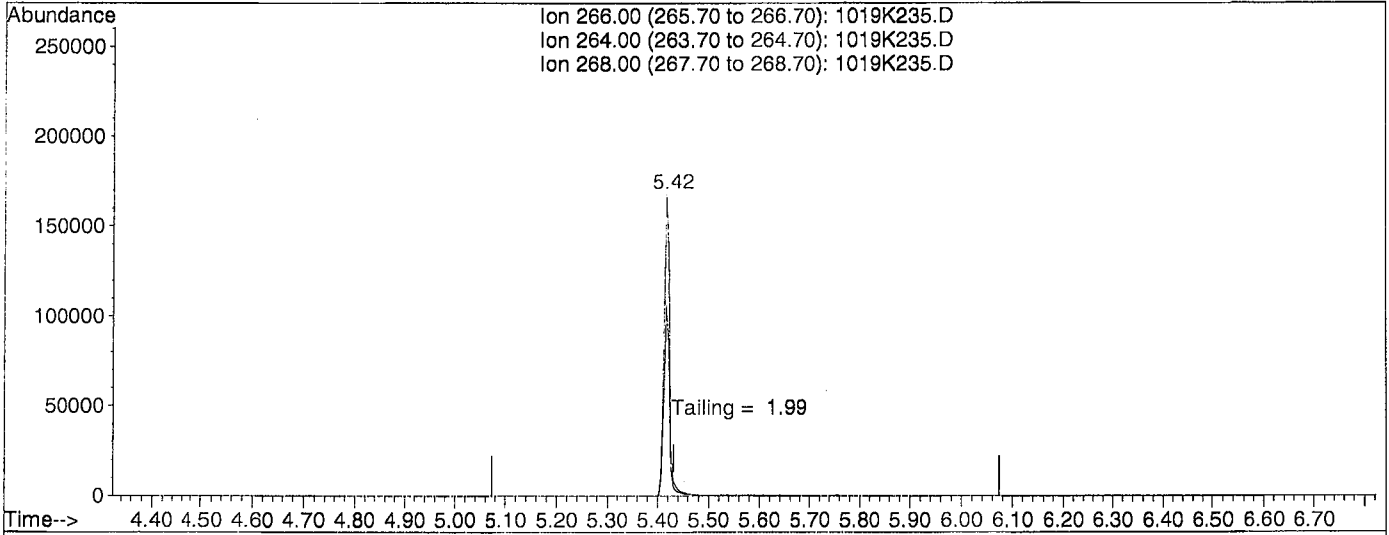
Breakdown 0.00

Quantitation Report

Data File : M:\KYLO\DATA\211019\1019K235.D  
Acq On : 3 Nov 21 8:33  
Sample : SV TUNE 7/2/21  
Misc :  
Quant Time: Nov 3 8:42 2021

Vial: 85  
Operator: LS  
Inst : KYLO  
Multiplr: 1.00  
Quant Results File: temp.res

Method : M:\KYLO\DATA\211019\DFTPP2.M (Chemstation Integrator)  
Title :  
Last Update : Wed Oct 27 09:33:33 2021  
Response via : Single Level Calibration



(5) Pentachlorophenol

5.57min 0.0000

response 0

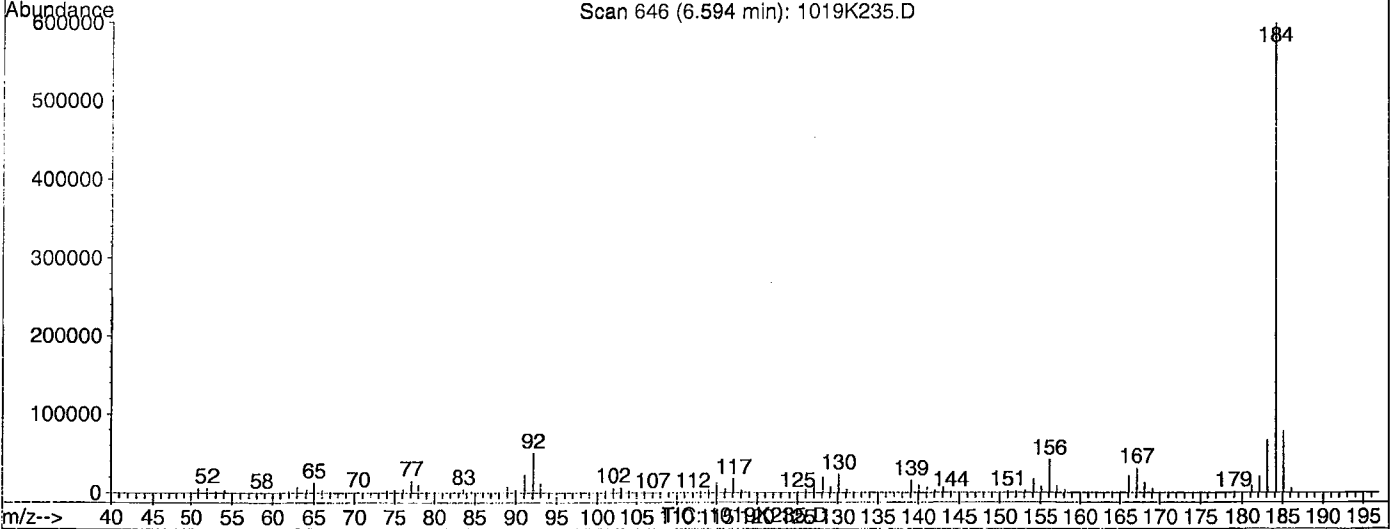
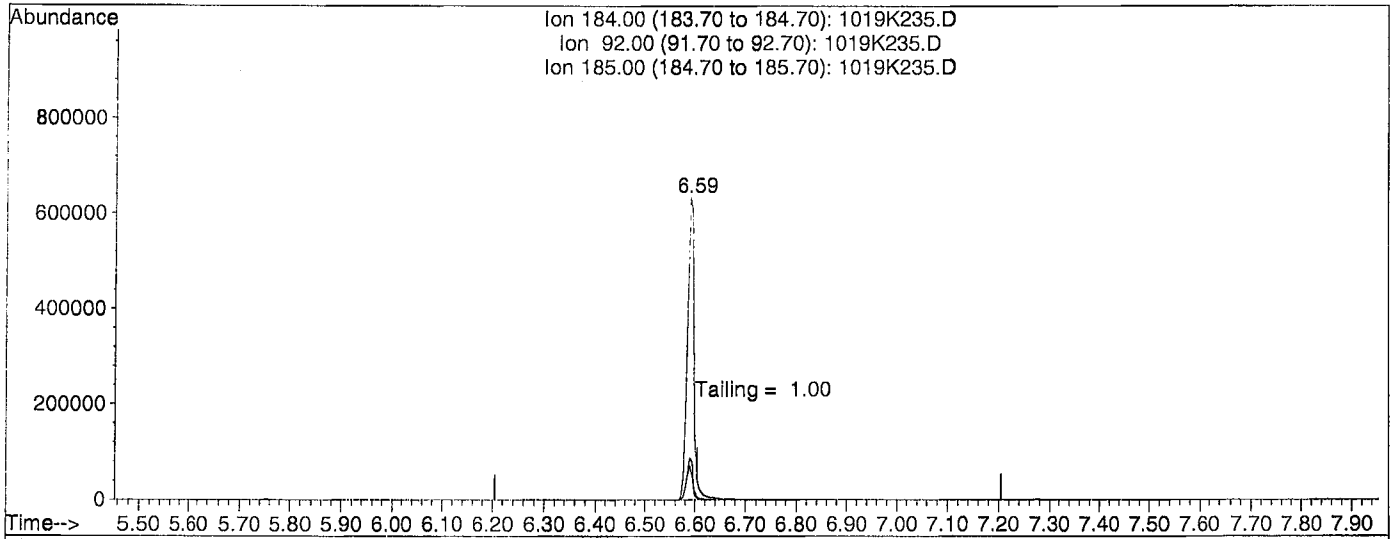
Ion	Exp%	Act%
266.00	100	0.00
264.00	62.30	0.00#
268.00	62.40	0.00#
0.00	0.00	0.00

Quantitation Report

Data File : M:\KYLO\DATA\211019\1019K235.D  
Acq On : 3 Nov 21 8:33  
Sample : SV TUNE 7/2/21  
Misc :  
Quant Time: Nov 3 8:42 2021

Vial: 85  
Operator: LS  
Inst : KYLO  
Multiplr: 1.00  
Quant Results File: temp.res

Method : M:\KYLO\DATA\211019\DFTPP2.M (Chemstation Integrator)  
Title :  
Last Update : Wed Oct 27 09:33:33 2021  
Response via : Single Level Calibration



(6) Benzidine

6.59min 0.0000

response 5997992

Ion	Exp%	Act%
184.00	100	100
92.00	9.50	10.35
185.00	13.20	13.51
0.00	0.00	0.00

Name of Final Standard

SIM Curve

Prep'd By (Initials)

LS

Prep Date

10/13/2021

Exp Date

6/17/2022

Initial Standard Information						Final Standard Information			
Name of Initial Standard (from container Label)	Supplier	Supplier P/N# (or APPL Mix Name)	Conc. (range)	Lot # with QA # (or reference to APPL prep date)	Exp Date	Aliquot from Stock	Final Volume	Final Solvent + Lot# (or APPL Prep Date)	Final Standard Conc (range)
1.0 ug/mL SIM	APPL	1.0 ug/mL SIM	1.0 ug/mL	9/9/2021	6/17/2022	10 uL	100uL	MC 61117 90uL	0.1 ug/mL
SIM Internal Standard	APPL	SIM Internal Standard	125 ug/mL	6/17/2021	6/17/2022	2 uL	*	*	2.5ug/mL
1.0 ug/mL SIM	APPL	1.0 ug/mL SIM	1.0 ug/mL	9/9/2021	6/17/2022	20 uL	100uL	MC 61117 80uL	0.2 ug/mL
SIM Internal Standard	APPL	SIM Internal Standard	125 ug/mL	6/17/2021	6/17/2022	2 uL	*	*	2.5ug/mL
5.0 ug/mL SIM	APPL	5.0 ug/mL SIM	5.0 ug/mL	9/9/2021	6/17/2022	10 uL	100uL	MC 61117 90uL	0.5 ug/mL
SIM Internal Standard	APPL	SIM Internal Standard	125 ug/mL	6/17/2021	6/17/2022	2 uL	*	*	2.5ug/mL
5.0 ug/mL SIM	APPL	5.0 ug/mL SIM	5.0 ug/mL	9/9/2021	6/17/2022	20 uL	100uL	MC 61117 80 uL	1.0 ug/mL
SIM Internal Standard	APPL	SIM Internal Standard	125 ug/mL	6/17/2021	6/17/2022	2 uL	*	*	2.5ug/mL
SIM STOCK	APPL	SIM STOCK	200 ug/mL	6/17/2021	6/17/2022	5 uL	200uL	MC 61117 190 uL	5.0 ug/mL
SIM SURROGATE	APPL	SIM SURR	100 ug/mL	6/17/2021	6/17/2022	5 uL	*	*	2.5ug/mL
SIM Internal Standard	APPL	SIM Internal Standard	125 ug/mL	6/17/2021	6/17/2022	4 uL	*	*	2.5ug/mL
SIM STOCK	APPL	SIM STOCK	200 ug/mL	6/17/2021	6/17/2022	5 uL	100 uL	MC 61117 90 uL	10 ug/mL
SIM SURROGATE	APPL	SIM SURR	100 ug/mL	6/17/2021	6/17/2022	5 uL	*	*	5 ug/mL
SIM Internal Standard	APPL	SIM Internal Standard	125 ug/mL	6/17/2021	6/17/2022	2 uL	*	*	2.5ug/mL
SIM STOCK	APPL	SIM STOCK	200 ug/mL	6/17/2021	6/17/2022	25 uL	100uL	MC 61117 50 uL	50 ug/mL
SIM SURROGATE	APPL	SIM SURR	100 ug/mL	6/17/2021	6/17/2022	25 uL	*	*	25 ug/mL
SIM Internal Standard	APPL	SIM Internal Standard	125 ug/mL	6/17/2021	6/17/2022	2 uL	*	*	2.5ug/mL
SIM STOCK	APPL	SIM STOCK	200 ug/mL	6/17/2021	6/17/2022	50 uL	100uL	na	100 ug/mL
SIM SURROGATE	APPL	SIM SURR	100 ug/mL	6/17/2021	6/17/2022	50 uL	*	*	50 ug/mL
SIM Internal Standard	APPL	SIM Internal Standard	125 ug/mL	6/17/2021	6/17/2022	2 uL	*	*	2.5ug/mL

Name of Final Standard

8270 PAH SIM Second Source

Prep'd By (Initials)

LS

Prep Date

10/13/2021

Exp Date

6/17/2022

Initial Standard Information						Final Standard Information			
Name of Initial Standard (from container Label)	Supplier	Supplier P/N# (or APPL Mix Name)	Conc. (range)	Lot # with QA # (or reference to APPL prep date)	Exp Date	Aliquot from Stock	Final Volume	Final Solvent + Lot# (or APPL Prep Date)	Final Standard Conc (range)
PAH SIM SS Stock	Phenova	AL0-130490	200 ug/mL	6/17/2021	6/17/2022	5 uL	200uL	MC 61117 195uL	5 ug/mL
SIM Internal Standard	APPL	SIM Internal Standard	125 ug/mL	272 of 439 6/17/2021	6/17/2022	4 uL	*	*	2.5ug/mL



Name of Final Standard PAH SIM Stock (Ampule)  
 Prep Date 6/17/2021  
 Exp Date 6/17/2022

Prep'd By (Initials) LS

Initial Standard Information						Final Standard Information			
Name of Initial Standard (from container Label)	Supplier	Supplier P/N# (or APPL Mix Name)	Conc.(range)	Lot # with QA # (or reference to APPL prep date)	Exp Date	Aliquot from Stock	Final Volume	Final Solvent + Lot# (or APPL Prep Date)	Final Standard Conc (range)
Custom PAH SIM Mix	Phenova	ALO-130490	200 ug/mL	CL13121-52443	12/31/2022	1000 uL	1mL	NA	200 ug/mL

Name of Final Standard SIM Surrogate  
 Prep Date 6/17/2021  
 Exp Date 6/17/2022

Prep'd By (Initials) LS

Initial Standard Information						Final Standard Information			
Name of Initial Standard (from container Label)	Supplier	Supplier P/N# (or APPL Mix Name)	Conc.(range)	Lot # with QA # (or reference to APPL prep date)	Exp Date	Aliquot from Stock	Final Volume	Final Solvent + Lot# (or APPL Prep Date)	Final Standard Conc (range)
Sim Surrogate Deuterated	Restek	33913	2000 ug/mL	A0161454-50793	5/31/2026	1 mL	20 mL	Acetone #0246130	100 ug/mL

Name of Final Standard 8270 SIM PAH Internal Standard  
 Prep Date 6/17/2021  
 Exp Date 6/17/2022

Prep'd By (Initials) LS

Initial Standard Information						Final Standard Information			
Name of Initial Standard (from container Label)	Supplier	Supplier P/N# (or APPL Mix Name)	Conc.(range)	Lot # with QA # (or reference to APPL prep date)	Exp Date	Aliquot from Stock	Final Volume	Final Solvent + Lot# (or APPL Prep Date)	Final Standard Conc (range)
SV Internal Standard	Restek	31206	2000 ug/mL	A0162879-50593	6/30/2026	625uL	10mL	MC 60338	125 ug/mL

Name of Final Standard SIM SS Stock (Ampule second source)  
 Prep Date 6/17/2021  
 Exp Date 6/17/2022

Prep'd By LS

Initial Standard Information						Final Standard Information			
Name of Initial Standard (from container Label)	Supplier	Supplier P/N# (or APPL Mix Name)	Conc.(range)	Lot # with QA # (or reference to APPL prep date)	Exp Date	Aliquot from Stock	Final Volume	Final Solvent + Lot# (or APPL Prep Date)	Final Standard Conc (range)
Custom PAH SIM Mix	Phenova	ALO-130490	200 ug/mL	CL13117-51757	12/31/2022	1000 uL	1mL	NA	200 ug/mL

Name of Final Standard PAH SIM Stock (Ampule)  
 Prep Date 6/17/2021  
 Exp Date 6/17/2022

Prep'd By (Initials) LS

Initial Standard Information					Final Standard Information				
Name of Initial Standard (from container Label)	Supplier	Supplier P/N# (or APPL Mix Name)	Conc.(range)	Lot # with QA # (or reference to APPL prep date)	Exp Date	Aliquot from Stock	Final Volume	Final Solvent + Lot# (or APPL Prep Date)	Final Standard Conc (range)
Custom PAH SIM Mix	Phenova	ALO-130490	200 ug/mL	CL13121-52443	12/31/2022	1000 uL	1mL	NA	200 ug/mL

Name of Final Standard SIM Surrogate  
 Prep Date 6/17/2021  
 Exp Date 6/17/2022

Prep'd By (Initials) LS

Initial Standard Information					Final Standard Information				
Name of Initial Standard (from container Label)	Supplier	Supplier P/N# (or APPL Mix Name)	Conc.(range)	Lot # with QA # (or reference to APPL prep date)	Exp Date	Aliquot from Stock	Final Volume	Final Solvent + Lot# (or APPL Prep Date)	Final Standard Conc (range)
Sim Surrogate Deuterated	Restek	33913	2000 ug/mL	A0161454-50793	5/31/2026	1 mL	20 mL	Acetone #0246130	100 ug/mL

Name of Final Standard 8270 SIM PAH Internal Standard  
 Prep Date 6/17/2021  
 Exp Date 6/17/2022

Prep'd By (Initials) LS

Initial Standard Information					Final Standard Information				
Name of Initial Standard (from container Label)	Supplier	Supplier P/N# (or APPL Mix Name)	Conc.(range)	Lot # with QA # (or reference to APPL prep date)	Exp Date	Aliquot from Stock	Final Volume	Final Solvent + Lot# (or APPL Prep Date)	Final Standard Conc (range)
SV Internal Standard	Restek	31206	2000 ug/mL	A0162879-50593	6/30/2026	625uL	10mL	MC 60338	125 ug/mL

Name of Final Standard SIM SS Stock (Ampule second source)  
 Prep Date 6/17/2021  
 Exp Date 6/17/2022

Prep'd By LS

Initial Standard Information					Final Standard Information				
Name of Initial Standard (from container Label)	Supplier	Supplier P/N# (or APPL Mix Name)	Conc.(range)	Lot # with QA # (or reference to APPL prep date)	Exp Date	Aliquot from Stock	Final Volume	Final Solvent + Lot# (or APPL Prep Date)	Final Standard Conc (range)
Custom PAH SIM Mix	Phenova	ALO-130490	200 ug/mL	CL13117-51757	12/31/2022	1000 uL	1mL	NA	200 ug/mL

Name of Final Standard 5 SIM CCV (2x)  
 Prep Date 10/19/2021  
 Exp Date 6/17/2022

Prep'd By (Initials) LS

Initial Standard Information						Final Standard Information			
Name of Initial Standard (from container Label)	Supplier	Supplier P/N# (or APPL Mix Name)	Conc.(range)	Lot # with QA # (or reference to APPL prep date)	Exp Date	Aliquot from Stock	Final Volume	Final Solvent + Lot# (or APPL Prep Date)	Final Standard Conc (range)
SIM STOCK	APPL	SIM STOCK	200 ug/mL	6/17/2021	12/31/2022	5 uL	200uL	MC 61117 190 uL	5.0 ug/mL
SIM SURROGATE	APPL	SIM SURR	100 ug/mL	6/17/2021	5/31/2026	5 uL	*	*	2.5ug/mL
SIM Internal Standard	APPL	SIM Internal Standard	125 ug/mL	6/17/2021	6/30/2026	4 uL	*	*	2.5ug/mL

Name of Final Standard SIM Surrogate  
 Prep Date 9/21/2021  
 Exp Date 9/21/2022

Prep'd By (Initials) LS/IC

Initial Standard Information						Final Standard Information			
Name of Initial Standard (from container Label)	Supplier	Supplier P/N# (or APPL Mix Name)	Conc.(range)	Lot # with QA # (or reference to APPL prep date)	Exp Date	Aliquot from Stock	Final Volume	Final Solvent + Lot# (or APPL Prep Date)	Final Standard Conc (range)
Sim Surrogate Deuterated	Restek	33913	2000 ug/mL	A0173323-52639	5/31/2027	1 mL	20 mL	Acetone #0246130	100 ug/mL

Name of Final Standard SIM Surrogate  
 Prep Date 8/24/2021  
 Exp Date 8/24/2022

Prep'd By (Initials) LS

Initial Standard Information						Final Standard Information			
Name of Initial Standard (from container Label)	Supplier	Supplier P/N# (or APPL Mix Name)	Conc.(range)	Lot # with QA # (or reference to APPL prep date)	Exp Date	Allquot from Stock	Final Volume	Final Solvent + Lot# (or APPL Prep Date)	Final Standard Conc (range)
Sim Surrogate Deuterated	Restek	33913	2000 ug/mL	A0173323-52640	5/31/2027	1 mL	20 mL	Acetone #0246130	100 ug/mL

Name of Final Standard SIM Spike  
 Prep Date 8/5/2021  
 Exp Date 5/28/2022

Prep'd By (Initials) LS

Initial Standard Information						Final Standard Information			
Name of Initial Standard (from container Label)	Supplier	Supplier P/N# (or APPL Mix Name)	Conc.(range)	Lot # with QA # (or reference to APPL prep date)	Exp Date	Aliquot from Stock	Final Volume	Final Solvent + Lot# (or APPL Prep Date)	Final Standard Conc (range)
Custom PAH Sim Mix	Phenova	AL0-130490	200 ug/mL	CL13121- 50766,50767,50771,52444,52 445	5/28/2022	5 mL	25 mL	Acetone 0246130	40 ug/mL

Name of Final Standard 5 SIM CCV (2x)  
 Prep Date 10/19/2021  
 Exp Date 6/17/2022

Prep'd By (Initials) LS

Initial Standard Information						Final Standard Information			
Name of Initial Standard (from container Label)	Supplier	Supplier P/N# (or APPL Mix Name)	Conc.(range)	Lot # with QA # (or reference to APPL prep date)	Exp Date	Aliquot from Stock	Final Volume	Final Solvent + Lot# (or APPL Prep Date)	Final Standard Conc (range)
SIM STOCK	APPL	SIM STOCK	200 ug/mL	6/17/2021	12/31/2022	5 uL	200uL	MC 61117 190 uL	5.0 ug/mL
SIM SURROGATE	APPL	SIM SURR	100 ug/mL	6/17/2021	5/31/2026	5 uL	*	*	2.5ug/mL
SIM Internal Standard	APPL	SIM Internal Standard	125 ug/mL	6/17/2021	6/30/2026	4 uL	*	*	2.5ug/mL

Name of Final Standard SIM Surrogate  
 Prep Date 8/24/2021  
 Exp Date 8/24/2022

Prep'd By (Initials) LS

Initial Standard Information						Final Standard Information			
Name of Initial Standard (from container Label)	Supplier	Supplier P/N# (or APPL Mix Name)	Conc.(range)	Lot # with QA #,(or reference to APPL prep date)	Exp Date	Aliquot from Stock	Final Volume	Final Solvent + Lot# (or APPL Prep Date)	Final Standard Conc (range)
Sim Surrogate Deuterated	Restek	33913	2000 ug/mL	A0173323-52640	5/31/2027	1 mL	20 mL	Acetone #0246130	100 ug/mL



Name of Final Standard SIM Surrogate  
 Prep Date 9/21/2021  
 Exp Date 9/21/2022

Prep'd By (Initials) LS/IC

Initial Standard Information						Final Standard Information			
Name of Initial Standard (from container Label)	Supplier	Supplier P/N# (or APPL Mix Name)	Conc.(range)	Lot # with QA # (or reference to APPL prep date)	Exp Date	Aliquot from Stock	Final Volume	Final Solvent + Lot# (or APPL Prep Date)	Final Standard Conc (range)
Sim Surrogate Deuterated	Restek	33913	2000 ug/mL	A0173323-52639	5/31/2027	1 mL	20 mL	Acetone #0246130	100 ug/mL

# Organic Extraction Worksheet

<b>Method</b>	Continuous Liquid/Liquid SVOC 3520C	<b>Extraction Set</b>	211028A	<b>Extraction Method</b>	LIQ003	<b>Units</b>	mL
Spiked ID 1	SIM Spike 10-21-21 10-21-22	Surrogate ID 1	SIM Surrogate 10-21-21 10-21-22				
Spiked ID 2		Surrogate ID 2					
Spiked ID 3		Surrogate ID 3					
Spiked ID 4		Surrogate ID 4					
Spiked ID 5		Surrogate ID 5					
Spiked ID 6		Sufficient Vol for Matrix QC:		YES			
Spiked ID 7		Ext. Start Time:		10/29/21 15:29			
Spiked ID 8		Ext. End Time:		10/30/21 9:32			
<b>GC Requires Extract By:</b>							
pH1	14	10/28/21 11:43	Water Bath Temp 1 °C	75/74.5 E-WB5 °			
pH2	14	11/29/21 11:30	Water Bath Temp 2 °C				
pH3			Water Bath Temp 3 °C				

Spiked By: SR

Date 10/28/2021

Witnessed By: CG

Date 10/28/2021

Sample	Sample Container	Spike Amount	Spike ID	Surrogate Amount	Surrogate ID	Extract Amount	Final Volume	pH	Extract Date/Time	Comments
1 211028A Blk				0.050	1	1000	1	14	10/28/21 11:27	
					equip	E-HP10 E-WB5				
2 211028A LCS-1		0.125	1	0.050	1	1000	1	14	10/28/21 11:27	
					equip	E-HP11 E-WB5				
3 211028A LCSD-1		0.125	1	0.050	1	1000	1	14	10/28/21 11:27	
					equip	E-HP12 E-WB5				
4 BA44376	BA44376W07			0.050	1	1000	1	14	10/29/21 11:25	97985
					equip	E-HP14 E-WB5				
5 BA44379	BA44379W07			0.050	1	1000	1	14	10/28/21 11:27	97984
					equip	E-HP13 E-WB5				
6 BA44380	BA44380W05			0.050	1	950	1	14	10/28/21 11:27	97984
					equip	E-HP14 E-WB5				
7 BA44409	BA44409W08			0.050	1	1000	1	14	10/28/21 11:27	97990
					equip	E-HP15 E-WB5				
8 BA44410 MS-1	BA44410W13	0.125	1	0.050	1	950	1	14	10/28/21 11:27	97996
					equip	E-HP16 E-WB5				
9 BA44410 MSD-1	BA44410W14	0.125	1	0.050	1	950	1	14	10/28/21 11:27	97996
					equip	E-HP17 E-WB5				
10 BA44410	BA44410W12			0.050	1	950	1	14	10/28/21 11:27	97996
					equip	E-HP19 E-WB5				
11 BA44411	BA44411W03			0.050	1	1000	1	14	10/28/21 11:27	97996
					equip	E-HP20 E-WB5				
12 BA44459	BA44459W07			0.050	1	950	1	14	10/29/21 11:25	98005
					equip	E-HP15 E-WB5				
13 BA44461	BA44461W07			0.050	1	950	1	14	10/29/21 11:25	98005
					equip	E-HP16 E-WB5				
14 BA44463	BA44463W07			0.050	1	950	1	14	10/29/21 11:25	98005
					equip	E-HP17 E-WB5				
15 BA44465	BA44465W07			0.050	1	950	1	14	10/29/21 11:25	98005
					equip	E-HP19 E-WB5				
16 BA44470	BA44470W09			0.050	1	950	1	14	10/29/21 11:25	98010
					equip	E-HP20 E-WB5				

Solvent and Lot#	
PH Strips	HC155968
Dichloromethane (DCM)	61117
10N NaOH (10mLs)	10/18/21-10/18/
Filter Paper	400196
Na2SO4	2021071206

Extraction COC Transfer	
Extraction lab employee Initials	KY
GC analyst's initials	CW
Date	
Time	
Refrigerator	GC_C

Technician's Initials	
Scanned By	SR
Sample Preparation	SR
Extraction	SR
Concentration	SR
Modified	11/3/2021 8:05:47 AM

Reviewed By: KY

Date 11/3/2021

# Organic Extraction Worksheet





<b>Method</b>	Continuous Liquid/Liquid SVOC 3520C	<b>Extraction Set</b>	211028A	<b>Extraction Method</b>	LIQ003	<b>Units</b>	mL
Spiked ID 1	SIM Spike 10-21-21 10-21-22	Surrogate ID 1	SIM Surrogate 10-21-21 10-21-22				
Spiked ID 2		Surrogate ID 2					
Spiked ID 3		Surrogate ID 3					
Spiked ID 4		Surrogate ID 4					
Spiked ID 5		Surrogate ID 5					
Spiked ID 6		Sufficient Vol for Matrix QC:		YES			
Spiked ID 7		Ext. Start Time:		10/29/21 15:29			
Spiked ID 8		Ext. End Time:		10/30/21 9:32			
		GC Requires Extract By:					
		pH1	14	10/28/21 11:43	Water Bath Temp 1 °C	75/74.5 E-WB5 °	
		pH2	14	11/29/21 11:30	Water Bath Temp 2 °C		
		pH3			Water Bath Temp 3 °C		

Spiked By: SR

Date 10/28/2021

Witnessed By: CG

Date 10/28/2021

Sample	Sample Container	Spike Amount	Spike ID	Surrogate Amount	Surrogate ID	Extract Amount	Final Volume	pH	Extract Date/Time	Comments
17	BA44471 	BA44471W08 		0.050	1	950	1	14	10/29/21 11:25	98010
						equip				
						E-HP21 E-WB5				
18	BA44472 	BA44472W08 		0.050	1	950	1	14	10/29/21 11:25	98010
						equip				
						E-HP22 E-WB5				

Solvent and Lot#	
PH Strips	HC155968
Dichloromethane (DCM)	61117
10N NaOH (10mLs)	10/18/21-10/18/
Filter Paper	400196
Na2SO4	2021071206

Extraction COC Transfer	
Extraction lab employee Initials	KY
GC analyst's initials	CW
Date	
Time	
Refrigerator	GC_C

Technician's Initials	
Scanned By	SR
Sample Preparation	SR
Extraction	SR
Concentration	SR
Modified	11/3/2021 8:05:47 AM

Reviewed By: KY

Date 11/3/2021

## Injection Log

Directory: M:\KYLO\DATA\211019\

Vial	FileName	Multiplier	SampleName	Misc Info	Injected
1	1019K001.D	1	SV TUNE 7/2/21		19 Oct 21 13:58
2	1019K002.D	1	0.1 ug/ml 10/10/21		19 Oct 21 14:09
3	1019K003.D	1	0.2 ug/ml 10/10/21		19 Oct 21 14:29
4	1019K004.D	1	0.5 ug/ml 10/10/21		19 Oct 21 14:49
5	1019K005.D	1	1 ug/ml 10/10/21		19 Oct 21 15:09
6	1019K006.D	1	5 ug/ml 10/10/21		19 Oct 21 15:29
7	1019K007.D	1	10 ug/ml 10/10/21		19 Oct 21 15:49
8	1019K008.D	1	50 ug/ml 10/10/21		19 Oct 21 16:09
9	1019K009.D	1	100 ug/ml 10/10/21		19 Oct 21 16:29
10	1019K010.D	1	SS ug/ml 10/10/21		19 Oct 21 16:49
85	1019K235.D	1	SV TUNE 7/2/21		3 Nov 21 8:33
86	1019K236.D	1	5 ug/ml 10/19/21 (1)		3 Nov 21 8:45
87	1019K237.D	1	211028A BLK 1/1000		3 Nov 21 9:04
89	1019K239.D	1	211028A LCSD-1 1/1000		3 Nov 21 9:44
91	1019K241.D	1	BA44379W07 1/1000		3 Nov 21 10:24
92	1019K242.D	1.05263	BA44380W05 1/950		3 Nov 21 10:44
121	1019K271.D	1	211028A LCS-1 1/1000		3 Nov 21 20:24
125	1019K275.D	1	5 ug/ml 10/10/21 (2)		3 Nov 21 21:44

**ORGANICS  
Calibration Data**

VOLATILE ORGANIC ANALYSIS BY  
EPA METHOD 8260B

**Form 6**  
**Initial Calibration**

Lab Name: APPL, Inc.

Case No: \_\_\_\_\_

Matrix: Water

SDG No: \_\_\_\_\_

Initial Cal. Date: 10/15/2021

Instrument: Max

Initials: \_\_\_\_\_

1015M12.D

1015M13.D

1015M14.D

1015M15.D

1015M16.D

1015M17.D

1015M18.D

1015M19.D

1015M20.D

	Compound	1	2	3	4	5	6	7	8	9	Avg	%RSD	Type	r^2	Q	MRF
1	J Fluorobenzene (IS)															
2	TM Chlorotrifluoroethene												TM			
3	TM Dichlorodifluoromethane		0.1508	0.1611	0.1414	0.1748	0.1296	0.1371	0.1510	0.1516	0.15	9.4	TM			
4	TM Freon 114	0.0629	0.0771	0.0867	0.0903	0.0897	0.0706	0.0918	0.0908	0.0949	0.08	13	TM			
5	TM** Chloromethane		0.0816	0.1036	0.0852	0.0940	0.0885	0.0795	0.0895	0.0924	0.09	8.6	TM**			
6	TM* Vinyl chloride	0.1225	0.1206	0.0979	0.1015	0.1123	0.1098	0.1056	0.1118	0.1091	0.11	7.3	TM*			
7	TM 2-Chloro-1,1,1-trifluoroethane												TM			
8	TM Bromomethane	0.1252	0.0995	0.0992	0.0848	0.0948	0.0853	0.0794	0.0814	0.0879	0.09	15	TM			
9	TML Chloroethane	0.0933	0.0961	0.1579	0.0552	0.0706	0.0745	0.0641	0.0666	0.0815	0.08	36	TM	0.994		
10	TM Dichlorofluoromethane	0.2569	0.3121	0.2592	0.2176	0.2203	0.2414	0.2187	0.2235	0.2246	0.24	13	TM			
11	TM Trichlorofluoromethane	0.2324	0.3029	0.2888	0.3134	0.2973	0.2882	0.2855	0.2975	0.2941	0.29	7.9	TM			
12	TM 2,2-Dichloro-1,1,1-trifluoroethane												TM			
13	TMQ Acrolein	0.0166	0.0144	0.0135	0.0153	0.0136	0.0142	0.0135	0.0145	0.0144	0.01	7.0	TM	0.997		
14	TM Acetone	0.0398	0.0304	0.0345	0.0331	0.0310	0.0319	0.0307	0.0309	0.0310	0.03	9.3	TM			
15	TM Freon-113	0.1116	0.1300	0.1296	0.1218	0.1150	0.1068	0.1175	0.1124	0.1135	0.12	6.9	TM			
16	TM Acetonitrile	0.0101	0.0070	0.0074	0.0070	0.0076	0.0073	0.0076	0.0080	0.0077	0.01	12	TM			
17	TML 2-propanol												TM			
18	TM 1,2-Dichlorotrifluoroethane	0.2569	0.3121	0.2592	0.2176	0.2203	0.2414	0.2187	0.2235	0.2247	0.24	13	TM			
19	TM* 1,1-DCE	0.1787	0.1830	0.1897	0.1807	0.1708	0.1678	0.1697	0.1653	0.1699	0.18	4.7	TM*			
20	TMQ t-Butanol	0.0115	0.0086	0.0097	0.0102	0.0110	0.0102	0.0098			0.01	9.2	TM	0.995		
21	TMQ Methyl Acetate		0.0500	0.0481	0.0566	0.0491	0.0547	0.0536	0.0554	0.0547	0.05	6.1	TM	1.000		
22	TML Iodomethane	0.1065	0.1250	0.0882	0.0717	0.0979	0.1158	0.1130	0.1296	0.1388	0.11	19	TM	0.998		
23	TML Acrylonitrile	0.0088	0.0055	0.0298	0.0239	0.0337	0.0321	0.0316	0.0309	0.0304	0.03	42	TM	1.000		
24	TM 2-Methylpentane												TM			
25	TM Methylene chloride	0.1502	0.1032	0.1123	0.1093	0.1063	0.1155	0.1083	0.1086	0.1035	0.11	13	TM			
26	TM Carbon disulfide	0.1567	0.1530	0.1390	0.1605	0.1324	0.1389	0.1392	0.1362	0.1258	0.14	8.2	TM			
27	TM Methyl t-butyl ether (MtBE)	0.4054	0.3871	0.3993	0.3508	0.3716	0.3784	0.3615	0.3797	0.3589	0.38	4.9	TM			
28	TM Trans-1,2-DCE		0.1591	0.1103	0.1150	0.1200	0.1175	0.1222	0.1143	0.1180	0.12	13	TM			
29	TML 3-Methylpentane	0.0803	0.0784	0.0715	0.0806	0.0660	0.0664	0.0682	0.0593	0.0607	0.07	12	TM	0.999		
30	TM Hexane												TM			
31	TM Diisopropyl Ether	0.1713	0.2278	0.2501	0.2487	0.2546	0.2465	0.2359	0.2412	0.2396	0.24	11	TM			
32	TM** 1,1-DCA	0.1334	0.1964	0.2073	0.1858	0.1835	0.1860	0.1867	0.1843	0.1844	0.18	11	TM**			
33	TM Vinyl Acetate												TM			
34	TM Ethyl tert Butyl Ether	0.2869	0.3155	0.2850	0.3007	0.3100	0.3054	0.3017	0.3165	0.2971	0.30	3.7	TM			
35	TML Methylcyclopentane	0.0042	0.0425	0.0170	0.0155	0.0146	0.0129	0.0124	0.0132	0.0113	0.02	66	TM	0.996		

**VOLATILE ORGANIC ANALYSIS BY  
EPA METHOD 8260B**

**Form 6  
Initial Calibration**

Lab Name: APPL, Inc.  
Case No: \_\_\_\_\_  
Matrix: Water

SDG No: \_\_\_\_\_  
Initial Cal. Date: 10/15/2021  
Instrument: Max

Initials: \_\_\_\_\_

		Compound	1	2	3	4	5	6	7	8	9		Avg	%RSD	Type		Q	MRF
36	TM	MEK (2-Butanone)	0.0332	0.0326	0.0363	0.0351	0.0325	0.0357	0.0324	0.0342	0.0346		0.03	4.3	TM			
37	TM	Cis-1,2-DCE	0.1508	0.1567	0.1446	0.1113	0.1316	0.1360	0.1266	0.1312	0.1278		0.14	10	TM			
38	TM	2,2-Dichloropropane	0.2829	0.2366	0.2197	0.2193	0.2309	0.2454	0.2308	0.2242	0.2240		0.23	8.5	TM			
39	TM*	Chloroform	0.1554	0.2020	0.2501	0.2382	0.2569	0.2726	0.2578	0.2540	0.2523		0.24	15	TM*			
40	TML	Bromochloromethane	0.1040	0.0920	0.0931	0.1176	0.1094	0.1056	0.1049	0.1084	0.1009		0.10	7.7	TM	0.999		
41	S	Dibromofluoromethane(S)	0.3580	0.3340	0.3038	0.2941	0.3047	0.3136	0.2987	0.3015	0.2862		0.31	7.2	S			
42	TM	1,1,1-TCA	0.2636	0.2422	0.2707	0.2885	0.2921	0.2898	0.2963	0.2887	0.2800		0.28	6.3	TM			
43	TM	Cyclohexane	0.0786	0.0832	0.0908	0.0807	0.0825	0.0701	0.0773	0.0765	0.0788		0.08	7.0	TM			
44	TM	1,1-Dichloropropene	0.1321	0.1579	0.1511	0.1468	0.1674	0.1534	0.1551	0.1496	0.1495		0.15	6.2	TM			
45	TM	2,2,4-Trimethylpentane	0.2393	0.1672	0.2119	0.2264	0.1839	0.1678	0.1830	0.1923	0.1956		0.20	13	TM			
46	S	1,2-DCA-D4(S)	0.2537	0.2270	0.2111	0.2053	0.2170	0.2102	0.2102	0.2107	0.2039		0.22	7.2	S			
47	TM	Carbon Tetrachloride	0.2703	0.2346	0.2668	0.2614	0.2739	0.2671	0.2581	0.2643	0.2660		0.26	4.4	TM			
48	TM	Tert Amyl Methyl Ether	0.2852	0.3313	0.2672	0.2865	0.3043	0.3119	0.2953	0.3074	0.2915		0.30	6.2	TM			
49	TM	1,2-DCA	0.2196	0.2210	0.2380	0.2461	0.2367	0.2417	0.2309	0.2437	0.2374		0.24	4.0	TM			
50	TM	Benzene	0.4803	0.4517	0.4397	0.4236	0.4345	0.4448	0.4245	0.4267	0.4199		0.44	4.3	TM			
51	TM	TCE	0.1271	0.1743	0.1565	0.1358	0.1245	0.1448	0.1323	0.1347	0.1332		0.14	11	TM			
52	TM	2-Pentanone	0.0582	0.0562	0.0561	0.0572	0.0561	0.0576	0.0555	0.0577	0.0580		0.06	1.8	TM			
53	TM*L	1,2-Dichloropropane	0.0482	0.0546	0.0514	0.0360	0.0419	0.0501	0.0484	0.0514	0.0467		0.05	12	TM*	0.998		
54	TM	Bromodichloromethane	0.1483	0.2146	0.1662	0.2030	0.2205	0.2025	0.2006	0.2104	0.2051		0.20	12	TM			
55	TML	Methyl Cyclohexane	0.1984	0.1391	0.1440	0.1602	0.1519	0.1358	0.1512	0.1540	0.1531		0.15	12	TM	1.000		
56	TM	Dibromomethane	0.0944	0.0820	0.1045	0.0868	0.0845	0.0850	0.0766	0.0795	0.0773		0.09	10	TM			
57	TM	MIBK (methyl isobutyl ketone)	0.0770	0.0658	0.0724	0.0771	0.0701	0.0753	0.0704	0.0737	0.0738		0.07	5.0	TM			
58	TML	1-Bromo-2-chloroethane	0.0302	0.0087	0.0167	0.0232	0.0320	0.0269	0.0274	0.0281	0.0275		0.02	30	TM	1.000		
59	TM	2-Chloroethyl vinyl ether													TM			
60	TM	Cis-1,3-Dichloropropene	0.1208	0.1719	0.1709	0.1894	0.1907	0.1839	0.1841	0.1860	0.1894		0.18	13	TM			
61	TM*	Toluene	0.5522	0.4801	0.4779	0.4772	0.5146	0.5462	0.5004	0.5063	0.5080		0.51	5.5	TM*			
62	TM	Trans-1,3-Dichloropropene	0.1393	0.1391	0.1685	0.1795	0.1887	0.1861	0.1833	0.1944	0.1948		0.17	12	TM			
63	TM	1,1,2-TCA	0.0935	0.0961	0.0637	0.0759	0.0732	0.0810	0.0731	0.0753	0.0756		0.08	13	TM			
64	TM	2-Hexanone	0.0466	0.0396	0.0499	0.0508	0.0466	0.0527	0.0507	0.0528	0.0538		0.05	9.0	TM			
65	I	Chlorobenzene-D5 (IS)																
66	S	Toluene-D8(S)	1.339	1.273	1.107	1.107	1.129	1.132	1.110	1.106	1.038		1.1	8.2	S			
67	TM	1,2-EDB	0.1119	0.1589	0.1216	0.1371	0.1335	0.1292	0.1341	0.1299	0.1309		0.13	9.6	TM			
68	TML	Tetrachloroethene	0.6091	0.3484	0.2276	0.1756	0.1358	0.1173	0.1351	0.1232	0.1143		0.22	74	TM	0.999		
69	TM	1-Chlorohexane	0.1152	0.0891	0.1082	0.0965	0.1019	0.0897	0.0993	0.0952	0.0980		0.10	8.4	TM			
70	TM	1,1,1,2-Tetrachloroethane	0.1391	0.1828	0.1648	0.1859	0.2121	0.2018	0.1949	0.1960	0.1965		0.19	12	TM			

VOLATILE ORGANIC ANALYSIS BY  
EPA METHOD 8260B

**Form 6**  
**Initial Calibration**

Lab Name: APPL, Inc.  
Case No: \_\_\_\_\_  
Matrix: Water

SDG No: \_\_\_\_\_  
Initial Cal. Date: 10/15/2021  
Instrument: Max

Initials: \_\_\_\_\_

		Compound	1	2	3	4	5	6	7	8	9		Avg	%RSD	Type		Q	MRF
71	TM	m&p-Xylene	0.2844	0.2517	0.2669	0.2707	0.2937	0.2972	0.2994	0.2919	0.2876		0.28	5.7	TM			
72	TM	o-Xylene	0.3290	0.3153	0.3138	0.2563	0.2863	0.2930	0.2871	0.2939	0.2927		0.30	7.1	TM			
73	TM	Styrene	0.4104	0.4286	0.3830	0.4298	0.4621	0.4757	0.4696	0.4735	0.4835		0.45	7.8	TM			
74	S	4-Bromofluorobenzene(S)	0.5305	0.4709	0.4295	0.4339	0.4550	0.4619	0.4657	0.4698	0.4596		0.46	6.2	S			
75	TM	1,3-Dichloropropane	0.2500	0.1841	0.1902	0.1782	0.1994	0.1925	0.1833	0.1867	0.1812		0.19	11	TM			
76	TM	Dibromochloromethane	0.2041	0.1894	0.1919	0.1859	0.1928	0.1923	0.1967	0.1988	0.1947		0.19	2.8	TM			
77	TM**	Chlorobenzene	0.4530	0.4058	0.3834	0.4602	0.4488	0.4441	0.4397	0.4331	0.4323		0.43	5.6	TM**			
78	TM*	Ethylbenzene	0.8163	0.6181	0.6491	0.6508	0.7106	0.6823	0.6773	0.6899	0.6792		0.69	8.1	TM*			
79	TM**	Bromoform	0.1795	0.1248	0.1586	0.1638	0.1562	0.1606	0.1638	0.1699	0.1727		0.16	9.6	TM**			
80	I	1,4-Dichlorobenzene-D (IS)																
81	TM	Isopropylbenzene	1.406	1.232	1.129	1.052	1.159	1.126	1.148	1.104	1.137		1.2	8.7	TM			
82	TM**	1,1,2,2-Tetrachloroethane		0.2460	0.2121	0.2073	0.1907	0.1939	0.1838	0.1825	0.1841		0.20	11	TM**			
83	TM	1,2,3-Trichloropropane		0.1099	0.0947	0.1052	0.1046	0.0956	0.0992	0.0943	0.0968		0.10	5.8	TM			
84	TML	t-1,4-Dichloro-2-Butene	0.1357	0.0279	0.0748	0.0564	0.0450	0.0484	0.0489	0.0515	0.0523		0.06	51	TM	1.000		
85	TM	Bromobenzene	0.4062	0.4088	0.3460	0.4046	0.3788	0.3610	0.3870	0.3662	0.3760		0.38	5.8	TM			
86	TM	n-Propylbenzene	1.201	1.175	1.139	1.072	1.136	1.178	1.160	1.146	1.156		1.2	3.2	TM			
87	TM	4-Ethyltoluene	1.173	0.9909	1.012	1.065	1.034	1.086	1.086	1.056	1.072		1.1	4.9	TM			
88	TM	2-Chlorotoluene	1.032	1.018	0.9358	0.9070	0.9024	0.9205	0.8841	0.8629	0.7541		0.91	9.0	TM			
89	TM	1,3,5-Trimethylbenzene	1.111	1.007	0.9502	0.8656	1.004	1.040	1.002	0.9694	1.004		0.99	6.7	TM			
90	TM	4-Chlorotoluene	0.9827	0.9428	0.8406	0.9352	0.8957	0.9074	0.9014	0.8707	0.8848		0.91	4.6	TM			
91	TM	Tert-Butylbenzene	0.4821	0.4878	0.5201	0.4933	0.5732	0.5707	0.6035	0.5946	0.6177		0.55	9.8	TM			
92	TM	1,2,4-Trimethylbenzene	0.7998	0.9460	0.8049	0.9155	0.9690	0.9763	1.035	1.004	1.031		0.94	9.4	TM			
93	TM	Sec-Butylbenzene	1.011	0.9172	0.9188	1.056	1.073	1.105	1.121	1.107	1.151		1.1	8.1	TM			
94	TM	p-Isopropyltoluene		0.8303	0.8889	0.9044	1.049	1.057	1.118	1.118	1.161		1.0	12	TM			
95	TM	Benzyl Chloride	0.2242	0.2792	0.2661	0.2638	0.2167	0.2173	0.2234	0.2228	0.2515		0.24	10	TM			
96	TM	1,3-DCB	0.8194	0.6364	0.5705	0.6021	0.6799	0.6575	0.6709	0.6645	0.6786		0.66	10	TM			
97	TM	1,4-DCB	0.8033	0.7211	0.7006	0.5831	0.6388	0.6540	0.6682	0.6466	0.6748		0.68	9.1	TM			
98	TML	n-Butylbenzene	0.4112	0.4841	0.4046	0.4944	0.5656	0.5974	0.6856	0.7160	0.7902		0.57	24	TM	0.998		
99	TM	1,2-DCB	0.6692	0.6405	0.5987	0.6470	0.6582	0.6539	0.6635	0.6423	0.6804		0.65	3.6	TM			
100	TM	Hexachloroethane	0.1548	0.1591	0.2055	0.1841	0.1602	0.1575	0.1628	0.1663	0.1819		0.17	9.9	TM			
101	TML	1,2-Dibromo-3-chloropropane	0.0088	0.0293	0.0318	0.0402	0.0481	0.0559	0.0579	0.0579	0.0634		0.04	41	TM	0.999		
102	TML	1,2,4-Trichlorobenzene	0.1483	0.1203	0.1072	0.1196	0.1592	0.1983	0.2646	0.2864	0.3386		0.19	43	TM	0.995		
103	TML	Hexachlorobutadiene	0.2376	0.1684	0.1828	0.2143	0.2245	0.2533	0.2820	0.2891	0.3092		0.24	20	TM	0.999		
104	TMQ	Naphthalene	0.3645	0.2801	0.2235	0.2250	0.3044	0.4145	0.5147	0.6032	0.7496		0.41	44	TM	1.000		
105	TML	1,2,3-Trichlorobenzene	0.1506	0.1044	0.1263	0.1303	0.2031	0.2496	0.3344	0.3708	0.4644		0.24	54	TM	0.992		



Data File : M:\MAX\DATA\211015\1015M12.D  
 Acq On : 15 Oct 21 15:12  
 Sample : 0.3ug/L VOC STD 10/15/21  
 Misc : IS&S 8/4/21

Vial: 2  
 Operator: LP,DG,CH  
 Inst : Max  
 Multiplr: 1.00

Quant Time: Oct 16 13:29 2021

Quant Results File: M1015W.RES

Quant Method : M:\MAX\DATA\211015\M1015W.M (RTE Integrator)  
 Title : METHOD 8260B  
 Last Update : Sat Oct 16 13:28:38 2021  
 Response via : Initial Calibration  
 DataAcq Meth : M8260

Internal Standards	R.T.	QIon	Response	Conc	Units	Dev(Min)
1) Fluorobenzene (IS)	6.34	96	397342	25.00	ppb	0.00
65) Chlorobenzene-D5 (IS)	9.50	117	352293	25.00	ppb	0.00
80) 1,4-Dichlorobenzene-D (IS)	11.82	152	217437	25.00	ppb	0.00
<b>System Monitoring Compounds</b>						
41) Dibromofluoromethane(S)	5.56	111	28448	5.92	ppb	0.00
Spiked Amount	25.000		Recovery	=	23.696%	
46) 1,2-DCA-D4 (S)	5.95	65	20160	6.18	ppb	0.00
Spiked Amount	25.000		Recovery	=	24.716%	
66) Toluene-D8 (S)	8.05	98	94364	5.92	ppb	0.00
Spiked Amount	25.000		Recovery	=	23.668%	
74) 4-Bromofluorobenzene(S)	10.68	95	37378	5.45	ppb	0.00
Spiked Amount	25.000		Recovery	=	21.784%	
<b>Target Compounds</b>						
2) Chlorotrifluoroethene	1.02	116	2364	15.17	ppb	# 72
3) Dichlorodifluoromethane	1.19	85	437	0.22	ppb	# 64
4) Freon 114	1.29	85	300	0.18	ppb	# 59
5) Chloromethane	1.33	50	657	0.32	ppb	# 81
6) Vinyl chloride	1.42	62	584	0.40	ppb	# 61
7) 2-Chloro-1,1,1-trifluoroet	1.01	118	2099	48.48	ppb	# 60
9) Chloroethane	1.80	64	445	0.36	ppb	# 44
10) Dichlorofluoromethane	1.97	67	1225	0.36	ppb	93
11) Trichlorofluoromethane	2.01	101	1108	0.29	ppb	94
12) 2,2-Dichloro-1,1,1-trifluo	2.21	85	45	37.16	ppb	# 100
13) Acrolein	2.44	56	2646	7.09	ppb	94
14) Acetone	2.61	43	3165	6.98	ppb	98
15) Freon-113	2.54	151	532	0.30	ppb	# 45
16) Acetonitrile	2.92	41	1607	12.67	ppb	# 73
17) 2-propanol	2.28	45	21	1.12	ppb	92
18) 1,2-Dichlorotrifluoroethan	1.97	67	1225	0.36	ppb	100
19) 1,1-DCE	2.51	61	852	0.37	ppb	# 84
20) t-Butanol	3.33	59	1829	6.84	ppb	100
21) Methyl Acetate	2.98	43	391	0.48	ppb	# 49
22) Iodomethane	2.67	142	508	1.49	ppb	# 65
23) Acrylonitrile	3.35	53	42	0.18	ppb	# 21
25) Methylene chloride	3.08	84	716	0.43	ppb	98
26) Carbon disulfide	2.72	76	747	0.33	ppb	# 82
27) Methyl t-butyl ether (MtBE	3.46	73	1933	0.36	ppb	# 58
28) Trans-1,2-DCE	3.44	96	316	-0.63	ppb	# 66
29) 3-Methylpentane	3.50	57	383	-0.20	ppb	# 14
30) Hexane	3.64	56	45	2.06	ppb	100

(#) = qualifier out of range (m) = manual integration  
 1015M12.D M1015W.M Wed Oct 20 12:06:29 2021

Data File : M:\MAX\DATA\211015\1015M12.D  
 Acq On : 15 Oct 21 15:12  
 Sample : 0.3ug/L VOC STD 10/15/21  
 Misc : IS&S 8/4/21

Vial: 2  
 Operator: LP,DG,CH  
 Inst : Max  
 Multiplr: 1.00

Quant Time: Oct 16 13:29 2021

Quant Results File: M1015W.RES

Quant Method : M:\MAX\DATA\211015\M1015W.M (RTE Integrator)  
 Title : METHOD 8260B  
 Last Update : Sat Oct 16 13:28:38 2021  
 Response via : Initial Calibration  
 DataAcq Meth : M8260

Compound	R.T.	QIon	Response	Conc	Unit	Qvalue
31) Diisopropyl Ether	4.25	45	817	0.22	ppb	# 85
32) 1,1-DCA	4.07	63	636	0.23	ppb	# 52
33) Vinyl Acetate	4.21	43	543	0.41	ppb	# 77
34) Ethyl tert Butyl Ether	4.78	59	1368	0.28	ppb	93
35) Methylcyclopentane	4.75	56	20	0.10	ppb	100
36) MEK (2-Butanone)	4.98	43	2641	4.99	ppb	# 85
37) Cis-1,2-DCE	4.91	96	719	0.37	ppb	# 64
38) 2,2-Dichloropropane	4.88	77	1349	0.38	ppb	# 61
39) Chloroform	5.36	83	741	0.20	ppb	79
40) Bromochloromethane	5.23	130	496	-0.43	ppb	# 74
42) 1,1,1-TCA	5.54	97	1257	0.32	ppb	# 75
43) Cyclohexane	5.57	41	375	0.32	ppb	# 22
44) 1,1-Dichloropropene	5.74	75	630	0.28	ppb	# 37
45) 2,2,4-Trimethylpentane	6.13	57	1141	0.32	ppb	# 36
47) Carbon Tetrachloride	5.73	117	1289	0.36	ppb	# 68
48) Tert Amyl Methyl Ether	6.18	73	1360	0.28	ppb	# 91
49) 1,2-DCA	6.05	62	1047	0.31	ppb	# 81
50) Benzene	5.99	78	2290	0.37	ppb	# 84
51) TCE	6.75	95	606	-0.55	ppb	# 79
52) 2-Pentanone	7.01	43	9248	10.52	ppb	94
54) Bromodichloromethane	7.31	83	707	0.24	ppb	90
55) Methyl Cyclohexane	6.94	83	946	-0.21	ppb	# 70
56) Dibromomethane	7.12	93	450	0.40	ppb	# 72
57) MIBK (methyl isobutyl ket	7.98	43	6119	5.11	ppb	# 93
58) 1-Bromo-2-chloroethane	7.62	144	144	0.35	ppb	# 15
59) 2-Chloroethyl vinyl ether	7.55	43	20	15.83	ppb	# 100
60) Cis-1,3-Dichloropropene	7.79	75	576	0.21	ppb	# 79
61) Toluene	8.12	91	2633	0.34	ppb	80
62) Trans-1,3-Dichloropropene	8.38	75	664	0.24	ppb	# 29
63) 1,1,2-TCA	8.55	83	446	0.37	ppb	# 57
64) 2-Hexanone	8.83	43	3704	4.34	ppb	# 75
67) 1,2-EDB	9.03	107	473	0.30	ppb	100
68) Tetrachloroethene	8.66	164	2575	1.67	ppb	# 81
69) 1-Chlorohexane	9.53	91	487	0.35	ppb	82
70) 1,1,1,2-Tetrachloroethane	9.61	131	588	0.23	ppb	78
71) m&p-Xylene	9.77	106	2405	0.62	ppb	90
72) o-Xylene	10.17	106	1391	0.36	ppb	# 50
73) Styrene	10.18	104	1735	0.27	ppb	# 81
75) 1,3-Dichloropropane	8.72	76	1057	0.44	ppb	# 80
76) Dibromochloromethane	8.93	129	863	0.35	ppb	# 72
77) Chlorobenzene	9.53	112	1915	0.32	ppb	91
78) Ethylbenzene	9.65	91	3451	0.39	ppb	91

(#) = qualifier out of range (m) = manual integration  
 1015M12.D M1015W.M Wed Oct 20 12:06:29 2021

Data File : M:\MAX\DATA\211015\1015M12.D  
 Acq On : 15 Oct 21 15:12  
 Sample : 0.3ug/L VOC STD 10/15/21  
 Misc : IS&S 8/4/21

Vial: 2  
 Operator: LP,DG,CH  
 Inst : Max  
 Multiplr: 1.00

Quant Time: Oct 16 13:29 2021

Quant Results File: M1015W.RES

Quant Method : M:\MAX\DATA\211015\M1015W.M (RTE Integrator)  
 Title : METHOD 8260B  
 Last Update : Sat Oct 16 13:28:38 2021  
 Response via : Initial Calibration  
 DataAcq Meth : M8260

Compound	R.T.	QIon	Response	Conc	Unit	Qvalue
79) Bromoform	10.35	173	759	0.37	ppb	89
81) Isopropylbenzene	10.53	105	3669	0.39	ppb	90
82) 1,1,2,2-Tetrachloroethane	10.84	83	842	0.53	ppb #	56
83) 1,2,3-Trichloropropane	10.88	110	81	-0.27	ppb #	6
84) t-1,4-Dichloro-2-Butene	10.91	53	354	1.04	ppb #	3
85) Bromobenzene	10.81	156	1060	0.33	ppb	76
86) n-Propylbenzene	10.94	91	3134	0.33	ppb	99
87) 4-Ethyltoluene	11.06	105	3060	0.34	ppb	92
88) 2-Chlorotoluene	11.02	91	2692	0.36	ppb	99
89) 1,3,5-Trimethylbenzene	11.13	105	2898	0.36	ppb	96
90) 4-Chlorotoluene	11.13	91	2564	0.34	ppb	89
91) Tert-Butylbenzene	11.45	119	1258	0.27	ppb	87
92) 1,2,4-Trimethylbenzene	11.48	105	2087	0.47	ppb	79
93) Sec-Butylbenzene	11.66	105	2637	0.31	ppb	97
94) p-Isopropyltoluene	11.81	119	1811	0.55	ppb #	62
95) Benzyl Chloride	11.99	91	585	0.27	ppb #	89
96) 1,3-DCB	11.76	146	2138	0.40	ppb	89
97) 1,4-DCB	11.85	146	2096	-0.11	ppb #	61
98) n-Butylbenzene	12.22	91	1073	1.08	ppb #	82
99) 1,2-DCB	12.22	146	1746	0.33	ppb #	84
100) Hexachloroethane	12.46	117	404	0.14	ppb #	66
101) 1,2-Dibromo-3-chloropropan	13.06	75	23	0.87	ppb #	1
102) 1,2,4-Trichlorobenzene	13.81	180	387	2.26	ppb #	70
103) Hexachlorobutadiene	13.99	225	620	1.04	ppb #	64
104) Naphthalene	14.05	128	951	0.77	ppb #	69
105) 1,2,3-Trichlorobenzene	14.30	180	393	3.03	ppb #	70

Quantitation Report

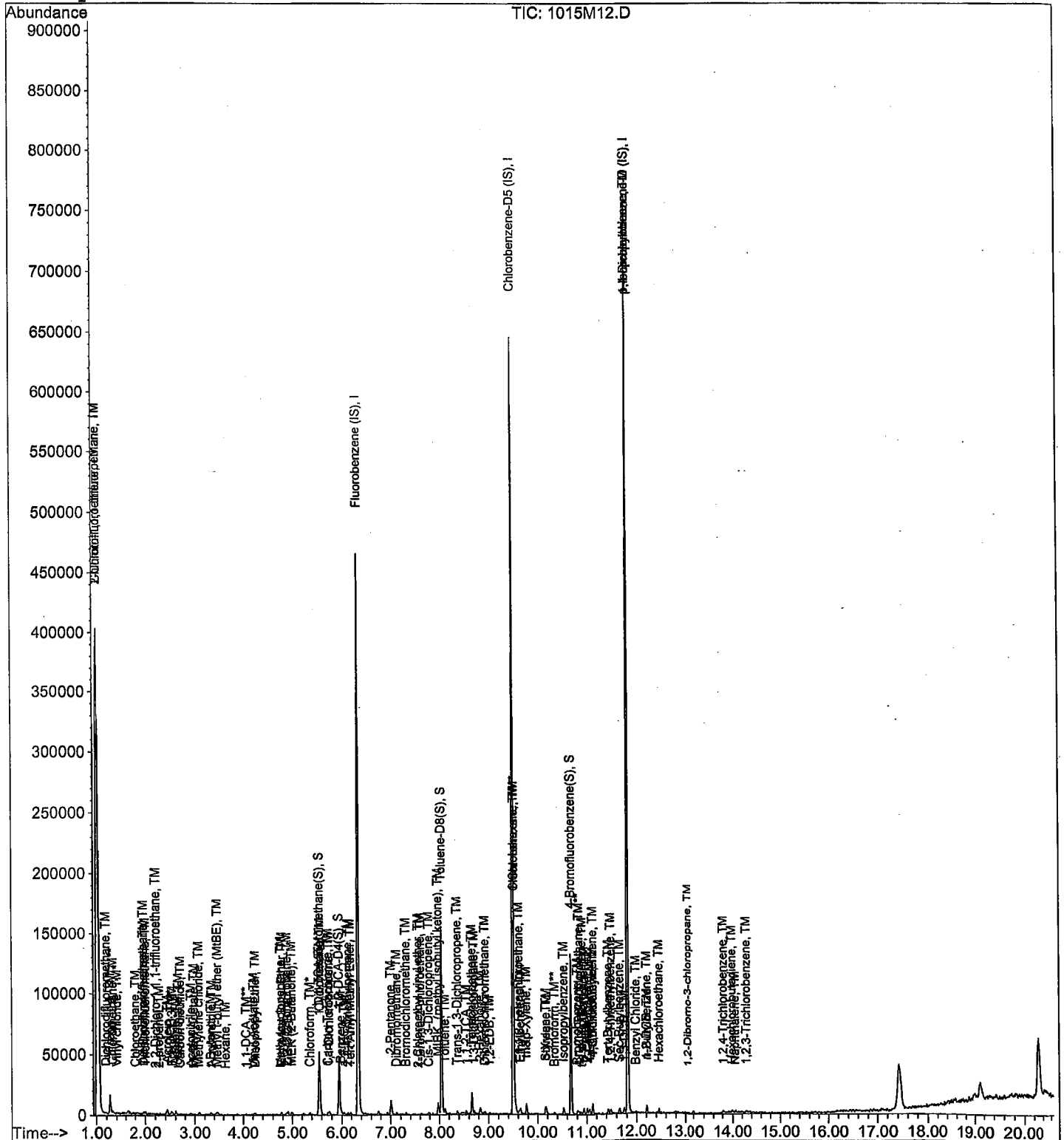
Data File : M:\MAX\DATA\211015\1015M12.D  
Acq On : 15 Oct 21 15:12  
Sample : 0.3ug/L VOC STD 10/15/21  
Misc : IS&S 8/4/21

Vial: 2  
Operator: LP,DG,CH  
Inst : Max  
Multiplr: 1.00

Quant Time: Oct 16 13:29 2021

Quant Results File: M1015W.RES

Method : M:\MAX\DATA\211015\M1015W.M (RTE Integrator)  
Title : METHOD 8260B  
Last Update : Sat Oct 16 14:01:48 2021  
Response via : Initial Calibration



Data File : M:\MAX\DATA\211015\1015M13.D  
 Acq On : 15 Oct 21 15:41  
 Sample : 0.5ug/L VOC STD 10/15/21  
 Misc : IS&S 8/4/21

Vial: 3  
 Operator: LP,DG,CH  
 Inst : Max  
 Multiplr: 1.00

Quant Time: Oct 16 13:29 2021

Quant Results File: M1015W.RES

Quant Method : M:\MAX\DATA\211015\M1015W.M (RTE Integrator)  
 Title : METHOD 8260B  
 Last Update : Sat Oct 16 13:28:38 2021  
 Response via : Initial Calibration  
 DataAcq Meth : M8260

Internal Standards	R.T.	QIon	Response	Conc	Units	Dev (Min)
1) Fluorobenzene (IS)	6.34	96	396824	25.00	ppb	0.00
65) Chlorobenzene-D5 (IS)	9.50	117	348546	25.00	ppb	0.00
80) 1,4-Dichlorobenzene-D (IS)	11.82	152	220294	25.00	ppb	0.00
<b>System Monitoring Compounds</b>						
41) Dibromofluoromethane(S)	5.56	111	26504	5.53	ppb	0.00
Spiked Amount	25.000		Recovery	=	22.108%	
46) 1,2-DCA-D4(S)	5.95	65	18016	5.53	ppb	0.00
Spiked Amount	25.000		Recovery	=	22.116%	
66) Toluene-D8(S)	8.05	98	88728	5.62	ppb	0.00
Spiked Amount	25.000		Recovery	=	22.496%	
74) 4-Bromofluorobenzene(S)	10.68	95	32826	4.83	ppb	0.00
Spiked Amount	25.000		Recovery	=	19.340%	
<b>Target Compounds</b>						
2) Chlorotrifluoroethene	1.02	116	1922	12.35	ppb	94
3) Dichlorodifluoromethane	1.19	85	1197	0.59	ppb	94
4) Freon 114	1.28	85	612	0.36	ppb	83
5) Chloromethane	1.33	50	648	0.31	ppb	91
6) Vinyl chloride	1.42	62	957	0.65	ppb	91
7) 2-Chloro-1,1,1-trifluoroet	1.01	118	2181	50.44	ppb	# 40
8) Bromomethane	1.68	94	790	0.18	ppb	95
9) Chloroethane	1.78	64	763	0.68	ppb	# 70
10) Dichlorofluoromethane	1.97	67	2477	0.74	ppb	87
11) Trichlorofluoromethane	2.00	101	2404	0.63	ppb	83
13) Acrolein	2.44	56	5714	15.34	ppb	85
14) Acetone	2.61	43	4830	10.67	ppb	100
15) Freon-113	2.52	151	1032	0.59	ppb	# 76
16) Acetonitrile	2.93	41	2762	21.81	ppb	95
17) 2-propanol	2.24	45	71	3.78	ppb	# 36
18) 1,2-Dichlorotrifluoroethan	1.97	67	2477	0.74	ppb	100
19) 1,1-DCE	2.51	61	1452	0.63	ppb	# 80
20) t-Butanol	3.34	59	3416	24.57	ppb	100
21) Methyl Acetate	3.00	43	397	0.49	ppb	# 26
22) Iodomethane	2.66	142	992	1.75	ppb	# 91
23) Acrylonitrile	3.45	53	44	0.18	ppb	# 21
24) 2-Methylpentane	2.05	71	22	9.10	ppb	100
25) Methylene chloride	3.08	84	819	0.49	ppb	# 62
26) Carbon disulfide	2.71	76	1214	0.54	ppb	# 76
27) Methyl t-butyl ether (MtBE)	3.47	73	3072	0.57	ppb	100
29) 3-Methylpentane	3.46	57	622	0.08	ppb	# 88
31) Diisopropyl Ether	4.25	45	1808	0.49	ppb	# 66

(#) = qualifier out of range (m) = manual integration  
 1015M13.D M1015W.M Wed Oct 20 12:06:31 2021

Data File : M:\MAX\DATA\211015\1015M13.D  
 Acq On : 15 Oct 21 15:41  
 Sample : 0.5ug/L VOC STD 10/15/21  
 Misc : IS&S 8/4/21

Vial: 3  
 Operator: LP,DG,CH  
 Inst : Max  
 Multiplr: 1.00

Quant Time: Oct 16 13:29 2021

Quant Results File: M1015W.RES

Quant Method : M:\MAX\DATA\211015\M1015W.M (RTE Integrator)  
 Title : METHOD 8260B  
 Last Update : Sat Oct 16 13:28:38 2021  
 Response via : Initial Calibration  
 DataAcq Meth : M8260

Compound	R.T.	QIon	Response	Conc	Unit	Qvalue
32) 1,1-DCA	4.05	63	1559	0.57	ppb	# 74
34) Ethyl tert Butyl Ether	4.77	59	2504	0.51	ppb	99
35) Methylcyclopentane	4.76	56	337	1.65	ppb	100
36) MEK (2-Butanone)	4.99	43	5170	9.78	ppb	# 82
37) Cis-1,2-DCE	4.91	96	1244	0.65	ppb	# 59
38) 2,2-Dichloropropane	4.89	77	1878	0.53	ppb	98
39) Chloroform	5.37	83	1603	0.43	ppb	89
40) Bromochloromethane	5.22	130	730	-0.26	ppb	# 78
42) 1,1,1-TCA	5.55	97	1922	0.49	ppb	# 85
43) Cyclohexane	5.58	41	660	0.56	ppb	# 25
44) 1,1-Dichloropropene	5.75	75	1253	0.56	ppb	# 53
45) 2,2,4-Trimethylpentane	6.11	57	1327	0.38	ppb	93
47) Carbon Tetrachloride	5.73	117	1862	0.52	ppb	93
48) Tert Amyl Methyl Ether	6.18	73	2629	0.55	ppb	93
49) 1,2-DCA	6.04	62	1754	0.51	ppb	# 90
50) Benzene	5.99	78	3585	0.57	ppb	# 79
51) TCE	6.75	95	1383	-0.12	ppb	# 62
52) 2-Pentanone	7.01	43	22294	25.38	ppb	99
53) 1,2-Dichloropropane	7.00	63	433	0.34	ppb	# 78
54) Bromodichloromethane	7.31	83	1703	0.58	ppb	76
55) Methyl Cyclohexane	6.94	83	1104	-0.14	ppb	89
56) Dibromomethane	7.13	93	651	0.58	ppb	# 59
57) MIBK (methyl isobutyl ket	7.98	43	10443	8.74	ppb	# 85
58) 1-Bromo-2-chloroethane	7.63	144	69	0.17	ppb	# 15
59) 2-Chloroethyl vinyl ether	7.72	43	20	15.85	ppb	# 100
60) Cis-1,3-Dichloropropene	7.79	75	1364	0.50	ppb	# 83
61) Toluene	8.12	91	3810	0.50	ppb	85
62) Trans-1,3-Dichloropropene	8.37	75	1104	0.39	ppb	# 67
63) 1,1,2-TCA	8.55	83	763	0.63	ppb	# 68
64) 2-Hexanone	8.83	43	6286	7.37	ppb	# 75
67) 1,2-EDB	9.03	107	1108	0.71	ppb	# 61
68) Tetrachloroethene	8.66	164	2429	1.59	ppb	# 78
69) 1-Chlorohexane	9.53	91	621	0.45	ppb	86
70) 1,1,1,2-Tetrachloroethane	9.62	131	1274	0.50	ppb	97
71) m&p-Xylene	9.77	106	3509	0.92	ppb	76
72) o-Xylene	10.16	106	2198	0.57	ppb	64
73) Styrene	10.18	104	2988	0.47	ppb	87
75) 1,3-Dichloropropane	8.72	76	1283	0.54	ppb	100
76) Dibromochloromethane	8.94	129	1320	0.55	ppb	87
77) Chlorobenzene	9.53	112	2829	0.48	ppb	# 87
78) Ethylbenzene	9.65	91	4309	0.49	ppb	97
79) Bromoform	10.35	173	870	0.43	ppb	86

Data File : M:\MAX\DATA\211015\1015M13.D  
 Acq On : 15 Oct 21 15:41  
 Sample : 0.5ug/L VOC STD 10/15/21  
 Misc : IS&S 8/4/21

Vial: 3  
 Operator: LP,DG,CH  
 Inst : Max  
 Multiplr: 1.00

Quant Time: Oct 16 13:29 2021

Quant Results File: M1015W.RES

Quant Method : M:\MAX\DATA\211015\M1015W.M (RTE Integrator)  
 Title : METHOD 8260B  
 Last Update : Sat Oct 16 13:28:38 2021  
 Response via : Initial Calibration  
 DataAcq Meth : M8260

Compound	R.T.	QIon	Response	Conc	Unit	Qvalue
81) Isopropylbenzene	10.53	105	5427	0.56	ppb	97
82) 1,1,2,2-Tetrachloroethane	10.84	83	1084	0.67	ppb #	62
83) 1,2,3-Trichloropropane	10.88	110	484	0.27	ppb #	79
84) t-1,4-Dichloro-2-Butene	10.91	53	123	0.57	ppb #	3
85) Bromobenzene	10.82	156	1801	0.55	ppb	93
86) n-Propylbenzene	10.95	91	5177	0.54	ppb	100
87) 4-Ethyltoluene	11.06	105	4366	0.48	ppb #	82
88) 2-Chlorotoluene	11.02	91	4485	0.60	ppb	89
89) 1,3,5-Trimethylbenzene	11.12	105	4437	0.54	ppb	86
90) 4-Chlorotoluene	11.12	91	4154	0.55	ppb	95
91) Tert-Butylbenzene	11.45	119	2149	0.46	ppb	95
92) 1,2,4-Trimethylbenzene	11.49	105	4168	0.72	ppb	83
93) Sec-Butylbenzene	11.66	105	4041	0.47	ppb	91
94) p-Isopropyltoluene	11.81	119	3658	0.74	ppb	95
95) Benzyl Chloride	12.00	91	1230	0.56	ppb #	84
96) 1,3-DCB	11.76	146	2804	0.52	ppb #	85
97) 1,4-DCB	11.85	146	3177	0.09	ppb	93
98) n-Butylbenzene	12.21	91	2133	1.25	ppb	87
99) 1,2-DCB	12.21	146	2822	0.53	ppb #	84
100) Hexachloroethane	12.45	117	701	0.35	ppb #	51
101) 1,2-Dibromo-3-chloropropan	12.99	75	129	1.10	ppb #	1
102) 1,2,4-Trichlorobenzene	13.82	180	530	2.32	ppb #	45
103) Hexachlorobutadiene	13.99	225	742	1.09	ppb #	82
104) Naphthalene	14.05	128	1234	0.86	ppb #	69
105) 1,2,3-Trichlorobenzene	14.30	180	460	3.05	ppb #	69

Quantitation Report


Data File : M:\MAX\DATA\211015\1015M13.D  
Acq On : 15 Oct 21 15:41  
Sample : 0.5ug/L VOC STD 10/15/21  
Misc : IS&S 8/4/21

Vial: 3  
Operator: LP,DG,CH  
Inst : Max  
Multiplr: 1.00

Quant Time: Oct 16 13:29 2021

Quant Results File: M1015W.RES

Method : M:\MAX\DATA\211015\M1015W.M (RTE Integrator)  
Title : METHOD 8260B  
Last Update : Sat Oct 16 14:01:48 2021  
Response via : Initial Calibration





Data File : M:\MAX\DATA\211015\1015M14.D  
 Acq On : 15 Oct 21 16:09  
 Sample : 1ug/L VOC STD 10/15/21  
 Misc : IS&S 8/4/21

Vial: 4  
 Operator: LP,DG,CH  
 Inst : Max  
 Multiplr: 1.00

Quant Time: Oct 16 13:29 2021

Quant Results File: M1015W.RES

Quant Method : M:\MAX\DATA\211015\M1015W.M (RTE Integrator)  
 Title : METHOD 8260B  
 Last Update : Sat Oct 16 13:28:38 2021  
 Response via : Initial Calibration  
 DataAcq Meth : M8260

Internal Standards	R.T.	QIon	Response	Conc	Units	Dev(Min)
1) Fluorobenzene (IS)	6.34	96	394605	25.00	ppb	0.00
65) Chlorobenzene-D5 (IS)	9.50	117	355921	25.00	ppb	0.00
80) 1,4-Dichlorobenzene-D (IS)	11.82	152	218264	25.00	ppb	0.00
<b>System Monitoring Compounds</b>						
41) Dibromofluoromethane(S)	5.56	111	47945	10.05	ppb	0.00
Spiked Amount	25.000		Recovery	=	40.216%	
46) 1,2-DCA-D4(S)	5.95	65	33328	10.29	ppb	0.00
Spiked Amount	25.000		Recovery	=	41.144%	
66) Toluene-D8(S)	8.05	98	157547	9.78	ppb	0.00
Spiked Amount	25.000		Recovery	=	39.116%	
74) 4-Bromofluorobenzene(S)	10.68	95	61144	8.82	ppb	0.00
Spiked Amount	25.000		Recovery	=	35.276%	
<b>Target Compounds</b>						
2) Chlorotrifluoroethene	1.01	116	1602	10.35	ppb	# 12
3) Dichlorodifluoromethane	1.19	85	2543	1.27	ppb	91
4) Freon 114	1.29	85	1368	0.81	ppb	78
5) Chloromethane	1.33	50	1636	1.13	ppb	90
6) Vinyl chloride	1.42	62	1546	1.05	ppb	# 78
7) 2-Chloro-1,1,1-trifluoroet	1.01	118	2765	64.30	ppb	# 65
8) Bromomethane	1.68	94	1565	0.99	ppb	84
9) Chloroethane	1.78	64	2493	2.43	ppb	94
10) Dichlorofluoromethane	1.97	67	4092	1.22	ppb	# 80
11) Trichlorofluoromethane	2.00	101	4558	1.21	ppb	84
12) 2,2-Dichloro-1,1,1-trifluo	2.40	85	21	17.46	ppb	100
13) Acrolein	2.43	56	10691	28.86	ppb	94
14) Acetone	2.61	43	10882	24.17	ppb	89
15) Freon-113	2.53	151	2046	1.17	ppb	# 88
16) Acetonitrile	2.92	41	5855	46.50	ppb	# 94
17) 2-propanol	2.26	45	136	7.29	ppb	# 83
18) 1,2-Dichlorotrifluoroethan	1.97	67	4092	1.22	ppb	100
19) 1,1-DCE	2.51	61	2994	1.31	ppb	# 89
20) t-Butanol	3.34	59	7682	57.57	ppb	98
21) Methyl Acetate	3.00	43	760	0.94	ppb	87
22) Iodomethane	2.66	142	1392	1.97	ppb	# 86
23) Acrylonitrile	3.43	53	471	1.12	ppb	# 42
25) Methylene chloride	3.08	84	1772	1.07	ppb	86
26) Carbon disulfide	2.72	76	2194	0.99	ppb	# 87
27) Methyl t-butyl ether (MtBE	3.47	73	6302	1.18	ppb	98
28) Trans-1,2-DCE	3.43	96	1741	0.31	ppb	80
29) 3-Methylpentane	3.34	57	1128	0.68	ppb	# 72

Data File : M:\MAX\DATA\211015\1015M14.D  
 Acq On : 15 Oct 21 16:09  
 Sample : lug/L VOC STD 10/15/21  
 Misc : IS&S 8/4/21

Vial: 4  
 Operator: LP,DG,CH  
 Inst : Max  
 Multiplr: 1.00

Quant Time: Oct 16 13:29 2021

Quant Results File: M1015W.RES

Quant Method : M:\MAX\DATA\211015\M1015W.M (RTE Integrator)  
 Title : METHOD 8260B  
 Last Update : Sat Oct 16 13:28:38 2021  
 Response via : Initial Calibration  
 DataAcq Meth : M8260

Compound	R.T.	QIon	Response	Conc	Unit	Qvalue
31) Diisopropyl Ether	4.25	45	3947	1.07	ppb	# 82
32) 1,1-DCA	4.05	63	3272	1.19	ppb	# 79
34) Ethyl tert Butyl Ether	4.78	59	4498	0.93	ppb	# 61
35) Methylcyclopentane	4.77	56	269	1.32	ppb	100
36) MEK (2-Butanone)	4.99	43	11464	21.80	ppb	86
37) Cis-1,2-DCE	4.92	96	2282	1.19	ppb	75
38) 2,2-Dichloropropane	4.90	77	3468	0.98	ppb	# 85
39) Chloroform	5.36	83	3948	1.05	ppb	89
40) Bromochloromethane	5.23	130	1469	0.28	ppb	# 84
42) 1,1,1-TCA	5.54	97	4273	1.09	ppb	# 84
43) Cyclohexane	5.59	41	1433	1.22	ppb	# 68
44) 1,1-Dichloropropene	5.74	75	2385	1.08	ppb	94
45) 2,2,4-Trimethylpentane	6.11	57	3345	0.96	ppb	# 69
47) Carbon Tetrachloride	5.73	117	4212	1.19	ppb	82
48) Tert Amyl Methyl Ether	6.18	73	4217	0.88	ppb	# 95
49) 1,2-DCA	6.04	62	3756	1.10	ppb	# 81
50) Benzene	6.00	78	6941	1.11	ppb	# 82
51) TCE	6.75	95	2471	0.48	ppb	89
52) 2-Pentanone	7.01	43	44308	50.73	ppb	100
53) 1,2-Dichloropropane	7.00	63	811	0.93	ppb	# 45
54) Bromodichloromethane	7.31	83	2624	0.90	ppb	95
55) Methyl Cyclohexane	6.94	83	2273	0.38	ppb	76
56) Dibromomethane	7.12	93	1650	1.48	ppb	# 63
57) MIBK (methyl isobutyl ket	7.98	43	22869	19.25	ppb	94
58) 1-Bromo-2-chloroethane	7.63	144	263	0.64	ppb	# 15
59) 2-Chloroethyl vinyl ether	7.56	43	22	17.53	ppb	# 100
60) Cis-1,3-Dichloropropene	7.79	75	2697	0.99	ppb	94
61) Toluene	8.12	91	7543	0.99	ppb	88
62) Trans-1,3-Dichloropropene	8.37	75	2660	0.95	ppb	96
63) 1,1,2-TCA	8.56	83	1005	0.84	ppb	84
64) 2-Hexanone	8.83	43	15739	18.57	ppb	97
67) 1,2-EDB	9.03	107	1731	1.09	ppb	84
68) Tetrachloroethene	8.66	164	3240	2.08	ppb	85
69) 1-Chlorohexane	9.53	91	1541	1.09	ppb	96
70) 1,1,1,2-Tetrachloroethane	9.62	131	2346	0.90	ppb	78
71) m&p-Xylene	9.77	106	7601	1.95	ppb	79
72) o-Xylene	10.16	106	4468	1.13	ppb	# 50
73) Styrene	10.18	104	5452	0.84	ppb	97
75) 1,3-Dichloropropane	8.72	76	2708	1.11	ppb	# 79
76) Dibromochloromethane	8.93	129	2732	1.11	ppb	84
77) Chlorobenzene	9.52	112	5459	0.91	ppb	89
78) Ethylbenzene	9.65	91	9241	1.02	ppb	98

(#) = qualifier out of range (m) = manual integration  
 1015M14.D M1015W.M Wed Oct 20 12:06:33 2021

Data File : M:\MAX\DATA\211015\1015M14.D  
 Acq On : 15 Oct 21 16:09  
 Sample : 1ug/L VOC STD 10/15/21  
 Misc : IS&S 8/4/21

Vial: 4  
 Operator: LP,DG,CH  
 Inst : Max  
 Multiplr: 1.00

Quant Time: Oct 16 13:29 2021

Quant Results File: M1015W.RES

Quant Method : M:\MAX\DATA\211015\M1015W.M (RTE Integrator)  
 Title : METHOD 8260B  
 Last Update : Sat Oct 16 13:28:38 2021  
 Response via : Initial Calibration  
 DataAcq Meth : M8260

Compound	R.T.	QIon	Response	Conc	Unit	Qvalue
79) Bromoform	10.35	173	2258	1.10	ppb	98
81) Isopropylbenzene	10.53	105	9854	1.03	ppb	90
82) 1,1,2,2-Tetrachloroethane	10.84	83	1852	1.16	ppb	# 71
83) 1,2,3-Trichloropropane	10.88	110	827	0.74	ppb	84
84) t-1,4-Dichloro-2-Butene	10.89	53	653	1.64	ppb	# 37
85) Bromobenzene	10.81	156	3021	0.93	ppb	97
86) n-Propylbenzene	10.94	91	9945	1.04	ppb	98
87) 4-Ethyltoluene	11.06	105	8835	0.99	ppb	# 81
88) 2-Chlorotoluene	11.01	91	8170	1.10	ppb	86
89) 1,3,5-Trimethylbenzene	11.13	105	8296	1.01	ppb	# 76
90) 4-Chlorotoluene	11.13	91	7339	0.98	ppb	93
91) Tert-Butylbenzene	11.44	119	4541	0.98	ppb	91
92) 1,2,4-Trimethylbenzene	11.49	105	7027	1.07	ppb	97
93) Sec-Butylbenzene	11.66	105	8022	0.93	ppb	99
94) p-Isopropyltoluene	11.81	119	7761	1.20	ppb	94
95) Benzyl Chloride	11.99	91	2323	1.07	ppb	92
96) 1,3-DCB	11.76	146	4981	0.93	ppb	94
97) 1,4-DCB	11.84	146	6117	0.68	ppb	86
98) n-Butylbenzene	12.21	91	3532	1.48	ppb	84
99) 1,2-DCB	12.21	146	5227	0.99	ppb	95
100) Hexachloroethane	12.46	117	1794	1.13	ppb	73
101) 1,2-Dibromo-3-chloropropan	13.00	75	278	1.43	ppb	# 59
102) 1,2,4-Trichlorobenzene	13.81	180	936	2.49	ppb	88
103) Hexachlorobutadiene	13.98	225	1596	1.44	ppb	91
104) Naphthalene	14.06	128	1951	1.11	ppb	# 92
105) 1,2,3-Trichlorobenzene	14.29	180	1103	3.26	ppb	# 74



Data File : M:\MAX\DATA\211015\1015M15.D  
 Acq On : 15 Oct 21 16:38  
 Sample : 2ug/L VOC STD 10/15/21  
 Misc : IS&S 8/4/21

Vial: 5  
 Operator: LP,DG,CH  
 Inst : Max  
 Multiplr: 1.00

Quant Time: Oct 16 13:29 2021

Quant Results File: M1015W.RES

Quant Method : M:\MAX\DATA\211015\M1015W.M (RTE Integrator)  
 Title : METHOD 8260B  
 Last Update : Sat Oct 16 13:28:38 2021  
 Response via : Initial Calibration  
 DataAcq Meth : M8260

Internal Standards	R.T.	QIon	Response	Conc	Units	Dev (Min)
1) Fluorobenzene (IS)	6.34	96	397741	25.00	ppb	0.00
65) Chlorobenzene-D5 (IS)	9.50	117	352458	25.00	ppb	0.00
80) 1,4-Dichlorobenzene-D (IS)	11.82	152	222724	25.00	ppb	0.00
System Monitoring Compounds						
41) Dibromofluoromethane (S)	5.56	111	46784	9.73	ppb	0.00
Spiked Amount	25.000		Recovery	=	38.932%	
46) 1,2-DCA-D4 (S)	5.95	65	32664	10.00	ppb	0.00
Spiked Amount	25.000		Recovery	=	40.008%	
66) Toluene-D8 (S)	8.05	98	156127	9.79	ppb	0.00
Spiked Amount	25.000		Recovery	=	39.144%	
74) 4-Bromofluorobenzene (S)	10.68	95	61174	8.91	ppb	0.00
Spiked Amount	25.000		Recovery	=	35.640%	
Target Compounds						
2) Chlorotrifluoroethene	1.02	116	2218	14.22	ppb	# 51
3) Dichlorodifluoromethane	1.18	85	4500	2.23	ppb	98
4) Freon 114	1.29	85	2873	1.69	ppb	80
5) Chloromethane	1.33	50	2712	2.00	ppb	# 86
6) Vinyl chloride	1.42	62	3230	2.18	ppb	92
7) 2-Chloro-1,1,1-trifluoroet	1.02	118	1945	44.88	ppb	# 38
8) Bromomethane	1.68	94	2697	2.14	ppb	95
9) Chloroethane	1.78	64	1755	1.67	ppb	# 67
10) Dichlorofluoromethane	1.97	67	6925	2.05	ppb	94
11) Trichlorofluoromethane	2.00	101	9973	2.63	ppb	98
13) Acrolein	2.43	56	18305	49.03	ppb	98
14) Acetone	2.61	43	15819	34.86	ppb	94
15) Freon-113	2.52	151	3875	2.20	ppb	# 85
16) Acetonitrile	2.93	41	8400	66.18	ppb	96
17) 2-propanol	2.25	45	148	7.87	ppb	# 55
18) 1,2-Dichlorotrifluoroethan	1.97	67	6925	2.05	ppb	100
19) 1,1-DCE	2.51	61	5750	2.49	ppb	90
20) t-Butanol	3.34	59	12116	82.21	ppb	99
21) Methyl Acetate	2.99	43	1802	2.21	ppb	91
22) Iodomethane	2.66	142	2280	2.44	ppb	# 85
23) Acrylonitrile	3.43	53	760	1.75	ppb	96
24) 2-Methylpentane	2.29	71	46	18.97	ppb	100
25) Methylene chloride	3.08	84	3477	2.07	ppb	93
26) Carbon disulfide	2.71	76	5106	2.28	ppb	97
27) Methyl t-butyl ether (MtBE)	3.46	73	11162	2.07	ppb	# 87
28) Trans-1,2-DCE	3.43	96	3660	1.56	ppb	86
29) 3-Methylpentane	3.47	57	2566	2.34	ppb	# 92

(#) = qualifier out of range (n) = manual integration

Data File : M:\MAX\DATA\211015\1015M15.D  
 Acq On : 15 Oct 21 16:38  
 Sample : 2ug/L VOC STD 10/15/21  
 Misc : IS&S 8/4/21

Vial: 5  
 Operator: LP,DG,CH  
 Inst : Max  
 Multiplr: 1.00

Quant Time: Oct 16 13:29 2021

Quant Results File: M1015W.RES

Quant Method : M:\MAX\DATA\211015\M1015W.M (RTE Integrator)  
 Title : METHOD 8260B  
 Last Update : Sat Oct 16 13:28:38 2021  
 Response via : Initial Calibration  
 DataAcq Meth : M8260

Compound	R.T.	QIon	Response	Conc	Unit	Qvalue
31) Diisopropyl Ether	4.25	45	7913	2.12	ppb	# 71
32) 1,1-DCA	4.06	63	5912	2.14	ppb	# 91
34) Ethyl tert Butyl Ether	4.77	59	9568	1.96	ppb	91
35) Methylcyclopentane	4.78	56	494	2.41	ppb	100
36) MEK (2-Butanone)	4.99	43	16761	31.63	ppb	# 85
37) Cis-1,2-DCE	4.91	96	3543	1.84	ppb	76
38) 2,2-Dichloropropane	4.89	77	6978	1.95	ppb	98
39) Chloroform	5.36	83	7578	2.00	ppb	97
40) Bromochloromethane	5.22	130	3743	1.92	ppb	# 79
42) 1,1,1-TCA	5.54	97	9181	2.32	ppb	92
43) Cyclohexane	5.59	41	2567	2.16	ppb	93
44) 1,1-Dichloropropene	5.75	75	4670	2.10	ppb	98
45) 2,2,4-Trimethylpentane	6.11	57	7204	2.04	ppb	# 50
47) Carbon Tetrachloride	5.73	117	8319	2.33	ppb	82
48) Tert Amyl Methyl Ether	6.18	73	9116	1.89	ppb	# 93
49) 1,2-DCA	6.04	62	7832	2.28	ppb	# 87
50) Benzene	5.99	78	13478	2.15	ppb	94
51) TCE	6.75	95	4321	1.48	ppb	92
52) 2-Pentanone	7.01	43	68287	77.56	ppb	94
53) 1,2-Dichloropropane	7.01	63	1147	1.43	ppb	# 78
54) Bromodichloromethane	7.31	83	6459	2.21	ppb	94
55) Methyl Cyclohexane	6.94	83	5097	1.61	ppb	97
56) Dibromomethane	7.12	93	2762	2.46	ppb	# 77
57) MIBK (methyl isobutyl ket	7.98	43	36816	30.74	ppb	97
58) 1-Bromo-2-chloroethane	7.63	144	737	1.77	ppb	75
59) 2-Chloroethyl vinyl ether	7.81	43	19	15.02	ppb	# 100
60) Cis-1,3-Dichloropropene	7.79	75	6027	2.19	ppb	91
61) Toluene	8.12	91	15184	1.97	ppb	85
62) Trans-1,3-Dichloropropene	8.38	75	5713	2.03	ppb	86
63) 1,1,2-TCA	8.54	83	2414	1.99	ppb	93
64) 2-Hexanone	8.83	43	24259	28.40	ppb	97
67) 1,2-EDB	9.03	107	3866	2.45	ppb	83
68) Tetrachloroethene	8.66	164	4952	3.20	ppb	# 80
69) 1-Chlorohexane	9.53	91	2721	1.95	ppb	# 79
70) 1,1,1,2-Tetrachloroethane	9.62	131	5242	2.02	ppb	90
71) m&p-Xylene	9.77	106	15266	3.95	ppb	88
72) o-Xylene	10.16	106	7227	1.84	ppb	97
73) Styrene	10.18	104	12118	1.89	ppb	99
75) 1,3-Dichloropropane	8.71	76	5024	2.07	ppb	90
76) Dibromochloromethane	8.93	129	5242	2.15	ppb	94
77) Chlorobenzene	9.53	112	12976	2.19	ppb	90
78) Ethylbenzene	9.65	91	18350	2.05	ppb	96

(#) = qualifier out of range (m) = manual integration  
 1015M15.D M1015W.M Wed Oct 20 12:06:35 2021

Data File : M:\MAX\DATA\211015\1015M15.D  
 Acq On : 15 Oct 21 16:38  
 Sample : 2ug/L VOC STD 10/15/21  
 Misc : IS&S 8/4/21

Vial: 5  
 Operator: LP,DG,CH  
 Inst : Max  
 Multiplr: 1.00

Quant Time: Oct 16 13:29 2021

Quant Results File: M1015W.RES

Quant Method : M:\MAX\DATA\211015\M1015W.M (RTE Integrator)  
 Title : METHOD 8260B  
 Last Update : Sat Oct 16 13:28:38 2021  
 Response via : Initial Calibration  
 DataAcq Meth : M8260

Compound	R.T.	QIon	Response	Conc	Unit	Qvalue
79) Bromoform	10.35	173	4619	2.28	ppb	87
81) Isopropylbenzene	10.53	105	18752	1.93	ppb	92
82) 1,1,2,2-Tetrachloroethane	10.84	83	3694	2.26	ppb	93
83) 1,2,3-Trichloropropane	10.87	110	1874	2.10	ppb #	77
84) t-1,4-Dichloro-2-Butene	10.90	53	1005	2.32	ppb	98
85) Bromobenzene	10.81	156	7210	2.17	ppb	90
86) n-Propylbenzene	10.94	91	19095	1.96	ppb	99
87) 4-Ethyltoluene	11.06	105	18983	2.08	ppb	92
88) 2-Chlorotoluene	11.02	91	16161	2.13	ppb	90
89) 1,3,5-Trimethylbenzene	11.12	105	15423	1.85	ppb	93
90) 4-Chlorotoluene	11.13	91	16663	2.18	ppb	98
91) Tert-Butylbenzene	11.44	119	8790	1.86	ppb	92
92) 1,2,4-Trimethylbenzene	11.49	105	16313	2.15	ppb	86
93) Sec-Butylbenzene	11.66	105	18809	2.14	ppb	99
94) p-Isopropyltoluene	11.81	119	16115	2.08	ppb	90
95) Benzyl Chloride	12.00	91	4701	2.12	ppb	96
96) 1,3-DCB	11.75	146	10728	1.97	ppb #	93
97) 1,4-DCB	11.84	146	10390	1.48	ppb #	80
98) n-Butylbenzene	12.22	91	8810	2.32	ppb	94
99) 1,2-DCB	12.21	146	11528	2.15	ppb	96
100) Hexachloroethane	12.45	117	3280	2.14	ppb	90
101) 1,2-Dibromo-3-chloropropan	13.00	75	716	2.35	ppb #	72
102) 1,2,4-Trichlorobenzene	13.81	180	2131	2.97	ppb #	84
103) Hexachlorobutadiene	13.99	225	3819	2.33	ppb	82
104) Naphthalene	14.05	128	4009	1.77	ppb #	88
105) 1,2,3-Trichlorobenzene	14.29	180	2322	3.64	ppb	94

Quantitation Report


Data File : M:\MAX\DATA\211015\1015M15.D  
 Acq On : 15 Oct 21 16:38  
 Sample : 2ug/L VOC STD 10/15/21  
 Misc : IS&S 8/4/21

Vial: 5  
 Operator: LP,DG,CH  
 Inst : Max  
 Multiplr: 1.00

Quant Time: Oct 16 13:29 2021

Quant Results File: M1015W.RES

Method : M:\MAX\DATA\211015\M1015W.M (RTE Integrator)  
 Title : METHOD 8260B  
 Last Update : Sat Oct 16 14:01:48 2021  
 Response via : Initial Calibration





Data File : M:\MAX\DATA\211015\1015M16.D  
 Acq On : 15 Oct 21 17:06  
 Sample : 5ug/L VOC STD 10/15/21  
 Misc : IS&S 8/4/21

Vial: 6  
 Operator: LP,DG,CH  
 Inst : Max  
 Multiplr: 1.00

Quant Time: Oct 16 13:29 2021

Quant Results File: M1015W.RES

Quant Method : M:\MAX\DATA\211015\M1015W.M (RTE Integrator)  
 Title : METHOD 8260B  
 Last Update : Sat Oct 16 13:28:38 2021  
 Response via : Initial Calibration  
 DataAcq Meth : M8260

Internal Standards	R.T.	QIon	Response	Conc	Units	Dev (Min)
1) Fluorobenzene (IS)	6.34	96	387411	25.00	ppb	0.00
65) Chlorobenzene-D5 (IS)	9.50	117	344894	25.00	ppb	0.00
80) 1,4-Dichlorobenzene-D (IS)	11.82	152	232454	25.00	ppb	0.00
System Monitoring Compounds						
41) Dibromofluoromethane(S)	5.56	111	118038	25.21	ppb	0.00
Spiked Amount	25.000		Recovery	=	100.844%	
46) 1,2-DCA-D4 (S)	5.95	65	84056	26.42	ppb	0.00
Spiked Amount	25.000		Recovery	=	105.700%	
66) Toluene-D8 (S)	8.05	98	389321	24.94	ppb	0.00
Spiked Amount	25.000		Recovery	=	99.748%	
74) 4-Bromofluorobenzene(S)	10.68	95	156913	23.35	ppb	0.00
Spiked Amount	25.000		Recovery	=	93.416%	
Target Compounds						
2) Chlorotrifluoroethene	1.02	116	1951	12.84	ppb	92
3) Dichlorodifluoromethane	1.18	85	13541	6.89	ppb	91
4) Freon 114	1.29	85	6948	4.20	ppb	87
5) Chloromethane	1.33	50	7282	5.89	ppb	# 83
6) Vinyl chloride	1.42	62	8698	6.04	ppb	97
7) 2-Chloro-1,1,1-trifluoroet.	1.01	118	2807	66.49	ppb	# 56
8) Bromomethane	1.68	94	7347	7.13	ppb	89
9) Chloroethane	1.77	64	5473	5.54	ppb	90
10) Dichlorofluoromethane	1.97	67	17069	5.20	ppb	93
11) Trichlorofluoromethane	2.00	101	23038	6.23	ppb	98
13) Acrolein	2.43	56	21061	57.91	ppb	97
14) Acetone	2.61	43	19225	43.50	ppb	100
15) Freon-113	2.53	151	8907	5.20	ppb	89
16) Acetonitrile	2.92	41	11772	95.23	ppb	97
17) 2-propanol	2.26	45	534	29.16	ppb	# 83
18) 1,2-Dichlorotrifluoroethan	1.97	67	17069	5.20	ppb	100
19) 1,1-DCE	2.51	61	13232	5.88	ppb	96
20) t-Butanol	3.34	59	16999	106.77	ppb	95
21) Methyl Acetate	2.99	43	3806	4.78	ppb	89
22) Iodomethane	2.66	142	7587	5.42	ppb	98
23) Acrylonitrile	3.43	53	2612	5.94	ppb	91
25) Methylene chloride	3.08	84	8233	5.04	ppb	88
26) Carbon disulfide	2.72	76	10258	4.71	ppb	98
27) Methyl t-butyl ether (MtBE)	3.47	73	28794	5.49	ppb	96
28) Trans-1,2-DCE	3.43	96	9294	5.40	ppb	89
29) 3-Methylpentane	3.46	57	5115	5.47	ppb	91
30) Hexane	3.72	56	213	10.02	ppb	# 100

(#) = qualifier out of range (m) = manual integration

Data File : M:\MAX\DATA\211015\1015M16.D  
 Acq On : 15 Oct 21 17:06  
 Sample : 5ug/L VOC STD 10/15/21  
 Misc : IS&S 8/4/21

Vial: 6  
 Operator: LP,DG,CH  
 Inst : Max  
 Multiplr: 1.00

Quant Time: Oct 16 13:29 2021

Quant Results File: M1015W.RES

Quant Method : M:\MAX\DATA\211015\M1015W.M (RTE Integrator)  
 Title : METHOD 8260B  
 Last Update : Sat Oct 16 13:28:38 2021  
 Response via : Initial Calibration  
 DataAcq Meth : M8260

Compound	R.T.	QIon	Response	Conc	Unit	Qvalue
31) Diisopropyl Ether	4.25	45	19726	5.43	ppb	92
32) 1,1-DCA	4.05	63	14219	5.28	ppb #	85
33) Vinyl Acetate	4.16	43	159	0.12	ppb #	77
34) Ethyl tert Butyl Ether	4.77	59	24023	5.05	ppb	89
35) Methylcyclopentane	4.77	56	1134	5.67	ppb	100
36) MEK (2-Butanone)	4.99	43	20148	39.03	ppb	88
37) Cis-1,2-DCE	4.91	96	10198	5.44	ppb	96
38) 2,2-Dichloropropane	4.89	77	17894	5.13	ppb	98
39) Chloroform	5.37	83	19904	5.41	ppb	99
40) Bromochloromethane	5.22	130	8478	5.52	ppb #	83
42) 1,1,1-TCA	5.54	97	22632	5.88	ppb	93
43) Cyclohexane	5.58	41	6390	5.53	ppb	76
44) 1,1-Dichloropropene	5.75	75	12969	5.98	ppb	85
45) 2,2,4-Trimethylpentane	6.11	57	14248	4.15	ppb	87
47) Carbon Tetrachloride	5.73	117	21221	6.09	ppb	90
48) Tert Amyl Methyl Ether	6.18	73	23576	5.01	ppb	98
49) 1,2-DCA	6.04	62	18340	5.49	ppb	98
50) Benzene	5.99	78	33663	5.51	ppb	98
51) TCE	6.75	95	9650	4.55	ppb #	77
52) 2-Pentanone	7.01	43	86889	101.33	ppb	97
53) 1,2-Dichloropropane	7.00	63	3245	4.78	ppb #	92
54) Bromodichloromethane	7.31	83	17085	5.99	ppb	90
55) Methyl Cyclohexane	6.94	83	11773	4.68	ppb	91
56) Dibromomethane	7.12	93	6546	5.99	ppb	88
57) MIBK (methyl isobutyl ket	7.98	43	43474	37.27	ppb	98
58) 1-Bromo-2-chloroethane	7.62	144	2479	6.12	ppb	78
59) 2-Chloroethyl vinyl ether	7.61	43	20	16.23	ppb #	100
60) Cis-1,3-Dichloropropene	7.79	75	14773	5.52	ppb	90
61) Toluene	8.12	91	39874	5.31	ppb	96
62) Trans-1,3-Dichloropropene	8.37	75	14624	5.33	ppb	99
63) 1,1,2-TCA	8.55	83	5668	4.81	ppb	89
64) 2-Hexanone	8.83	43	28901	34.73	ppb #	97
67) 1,2-EDB	9.03	107	9212	5.97	ppb	93
68) Tetrachloroethene	8.66	164	9368	6.20	ppb	96
69) 1-Chlorohexane	9.53	91	7028	5.15	ppb	83
70) 1,1,1,2-Tetrachloroethane	9.62	131	14631	5.77	ppb	92
71) m&p-Xylene	9.77	106	40521	10.70	ppb	97
72) o-Xylene	10.16	106	19748	5.15	ppb	89
73) Styrene	10.18	104	31878	5.09	ppb	98
75) 1,3-Dichloropropane	8.71	76	13752	5.80	ppb	98
76) Dibromochloromethane	8.93	129	13298	5.58	ppb	89
77) Chlorobenzene	9.53	112	30958	5.33	ppb	96

(#) = qualifier out of range (m) = manual integration  
 1015M16.D M1015W.M Wed Oct 20 12:06:37 2021

Data File : M:\MAX\DATA\211015\1015M16.D  
 Acq On : 15 Oct 21 17:06  
 Sample : 5ug/L VOC STD 10/15/21  
 Misc : IS&S 8/4/21

Vial: 6  
 Operator: LP,DG,CH  
 Inst : Max  
 Multiplr: 1.00

Quant Time: Oct 16 13:29 2021

Quant Results File: M1015W.RES

Quant Method : M:\MAX\DATA\211015\M1015W.M (RTE Integrator)  
 Title : METHOD 8260B  
 Last Update : Sat Oct 16 13:28:38 2021  
 Response via : Initial Calibration  
 DataAcq Meth : M8260

Compound	R.T.	QIon	Response	Conc	Unit	Qvalue
78) Ethylbenzene	9.65	91	49016	5.60	ppb	98
79) Bromoform	10.35	173	10773	5.43	ppb	98
81) Isopropylbenzene	10.53	105	53902	5.30	ppb	98
82) 1,1,2,2-Tetrachloroethane	10.84	83	8866	5.20	ppb	# 85
83) 1,2,3-Trichloropropane	10.88	110	4864	5.78	ppb	# 73
84) t-1,4-Dichloro-2-Butene	10.91	53	2090	4.29	ppb	84
85) Bromobenzene	10.81	156	17611	5.08	ppb	88
86) n-Propylbenzene	10.94	91	52829	5.19	ppb	95
87) 4-Ethyltoluene	11.06	105	48078	5.06	ppb	92
88) 2-Chlorotoluene	11.01	91	41952	5.29	ppb	89
89) 1,3,5-Trimethylbenzene	11.12	105	46678	5.36	ppb	97
90) 4-Chlorotoluene	11.13	91	41644	5.22	ppb	99
91) Tert-Butylbenzene	11.44	119	26648	5.40	ppb	93
92) 1,2,4-Trimethylbenzene	11.49	105	45050	5.34	ppb	99
93) Sec-Butylbenzene	11.66	105	49880	5.44	ppb	98
94) p-Isopropyltoluene	11.81	119	48782	5.36	ppb	99
95) Benzyl Chloride	11.99	91	10073	4.36	ppb	# 96
96) 1,3-DCB	11.75	146	31609	5.56	ppb	95
97) 1,4-DCB	11.85	146	29696	4.96	ppb	95
98) n-Butylbenzene	12.22	91	26294	4.95	ppb	97
99) 1,2-DCB	12.21	146	30601	5.46	ppb	87
100) Hexachloroethane	12.46	117	7449	4.82	ppb	86
101) 1,2-Dibromo-3-chloropropan	12.99	75	2238	5.40	ppb	84
102) 1,2,4-Trichlorobenzene	13.81	180	7399	4.97	ppb	85
103) Hexachlorobutadiene	13.99	225	10435	4.84	ppb	92
104) Naphthalene	14.06	128	14154	4.85	ppb	95
105) 1,2,3-Trichlorobenzene	14.29	180	9443	5.76	ppb	82

Quantitation Report


Data File : M:\MAX\DATA\211015\1015M16.D  
Acq On : 15 Oct 21 17:06  
Sample : 5ug/L VOC STD 10/15/21  
Misc : IS&S 8/4/21

Vial: 6  
Operator: LP, DG, CH  
Inst : Max  
Multiplr: 1.00

Quant Time: Oct 16 13:29 2021

Quant Results File: M1015W.RES

Method : M:\MAX\DATA\211015\M1015W.M (RTE Integrator)  
Title : METHOD 8260B  
Last Update : Sat Oct 16 14:01:48 2021  
Response via : Initial Calibration



Data File : M:\MAX\DATA\211015\1015M17.D  
 Acq On : 15 Oct 21 17:35  
 Sample : 10ug/L VOC STD 10/15/21  
 Misc : IS&S 8/4/21

Vial: 7  
 Operator: LP,DG,CH  
 Inst : Max  
 Multiplr: 1.00

Quant Time: Oct 16 13:29 2021

Quant Results File: M1015W.RES

Quant Method : M:\MAX\DATA\211015\M1015W.M (RTE Integrator)  
 Title : METHOD 8260B  
 Last Update : Sat Oct 16 13:28:38 2021  
 Response via : Initial Calibration  
 DataAcq Meth : M8260

Internal Standards	R.T.	QIon	Response	Conc	Units	Dev (Min)
1) Fluorobenzene (IS)	6.34	96	377347	25.00	ppb	0.00
65) Chlorobenzene-D5 (IS)	9.50	117	347072	25.00	ppb	0.00
80) 1,4-Dichlorobenzene-D (IS)	11.82	152	236441	25.00	ppb	0.00
System Monitoring Compounds						
41) Dibromofluoromethane (S)	5.56	111	118319	25.95	ppb	0.00
Spiked Amount	25.000		Recovery	=	103.780%	
46) 1,2-DCA-D4 (S)	5.95	65	79312	25.60	ppb	0.00
Spiked Amount	25.000		Recovery	=	102.392%	
66) Toluene-D8 (S)	8.05	98	392721	25.00	ppb	0.00
Spiked Amount	25.000		Recovery	=	99.988%	
74) 4-Bromofluorobenzene (S)	10.68	95	160324	23.71	ppb	0.00
Spiked Amount	25.000		Recovery	=	94.848%	
Target Compounds						Qvalue
2) Chlorotrifluoroethene	1.01	116	1480	10.00	ppb	100
3) Dichlorodifluoromethane	1.19	85	19568	10.22	ppb	100
4) Freon 114	1.29	85	10651	6.61	ppb	100
5) Chloromethane	1.33	50	13364	11.30	ppb	100
6) Vinyl chloride	1.42	62	16573	11.82	ppb	100
7) 2-Chloro-1,1,1-trifluoroet	1.01	118	2056	50.00	ppb	100
8) Bromomethane	1.68	94	12882	13.34	ppb	100
9) Chloroethane	1.77	64	11250	11.78	ppb	100
10) Dichlorofluoromethane	1.97	67	36430	11.39	ppb	100
11) Trichlorofluoromethane	2.00	101	43493	12.08	ppb	100
12) 2,2-Dichloro-1,1,1-trifluo	2.29	85	23	20.00	ppb	100
13) Acrolein	2.43	56	26701	75.38	ppb	100
14) Acetone	2.61	43	24111	56.01	ppb	100
15) Freon-113	2.53	151	16125	9.66	ppb	100
16) Acetonitrile	2.92	41	13763	114.30	ppb	100
17) 2-propanol	2.26	45	892	50.00	ppb	100
18) 1,2-Dichlorotrifluoroethan	1.97	67	36430	11.39	ppb	100
19) 1,1-DCE	2.51	61	25329	11.55	ppb	100
20) t-Butanol	3.34	59	19181	118.01	ppb	100
21) Methyl Acetate	3.00	43	8263	10.66	ppb	100
22) Iodomethane	2.66	142	17486	11.16	ppb	100
23) Acrylonitrile	3.43	53	4844	11.24	ppb	100
24) 2-Methylpentane	2.16	71	23	10.00	ppb	100
25) Methylene chloride	3.08	84	17432	10.96	ppb	100
26) Carbon disulfide	2.71	76	20960	9.87	ppb	100
27) Methyl t-butyl ether (MtBE)	3.47	73	57116	11.18	ppb	100
28) Trans-1,2-DCE	3.43	96	17741	11.38	ppb	100

(#) = qualifier out of range (m) = manual integration  
 1015M17.D M1015W.M Wed Oct 20 12:06:39 2021

Data File : M:\MAX\DATA\211015\1015M17.D  
 Acq On : 15 Oct 21 17:35  
 Sample : 10ug/L VOC STD 10/15/21  
 Misc : IS&S 8/4/21

Vial: 7  
 Operator: LP,DG,CH  
 Inst : Max  
 Multiplr: 1.00

Quant Time: Oct 16 13:29 2021

Quant Results File: M1015W.RES

Quant Method : M:\MAX\DATA\211015\M1015W.M (RTE Integrator)  
 Title : METHOD 8260B  
 Last Update : Sat Oct 16 13:28:38 2021  
 Response via : Initial Calibration  
 DataAcq Meth : M8260

Compound	R.T.	QIon	Response	Conc	Unit	Qvalue
29) 3-Methylpentane	3.46	57	10024	11.67	ppb	100
30) Hexane	3.72	56	414	20.00	ppb	100
31) Diisopropyl Ether	4.24	45	37208	10.51	ppb	100
32) 1,1-DCA	4.05	63	28067	10.71	ppb	100
34) Ethyl tert Butyl Ether	4.77	59	46096	9.95	ppb	100
35) Methylcyclopentane	4.77	56	1948	10.00	ppb	100
36) MEK (2-Butanone)	4.99	43	26957	53.62	ppb	100
37) Cis-1,2-DCE	4.91	96	20531	11.24	ppb	100
38) 2,2-Dichloropropane	4.89	77	37047	10.91	ppb	100
39) Chloroform	5.36	83	41151	11.48	ppb	100
40) Bromochloromethane	5.22	130	15934	11.39	ppb	100
42) 1,1,1-TCA	5.55	97	43737	11.67	ppb	100
43) Cyclohexane	5.58	41	10585	9.41	ppb	100
44) 1,1-Dichloropropene	5.75	75	23149	10.97	ppb	100
45) 2,2,4-Trimethylpentane	6.12	57	25327	7.58	ppb	100
47) Carbon Tetrachloride	5.73	117	40318	11.88	ppb	100
48) Tert Amyl Methyl Ether	6.18	73	47074	10.27	ppb	100
49) 1,2-DCA	6.04	62	36487	11.21	ppb	100
50) Benzene	5.99	78	67135	11.28	ppb	100
51) TCE	6.75	95	21853	11.75	ppb	100
52) 2-Pentanone	7.01	43	108759	130.21	ppb	100
53) 1,2-Dichloropropane	7.00	63	7561	11.89	ppb	100
54) Bromodichloromethane	7.31	83	30571	11.00	ppb	100
55) Methyl Cyclohexane	6.94	83	20502	8.86	ppb	100
56) Dibromomethane	7.12	93	12823	12.05	ppb	100
57) MIBK (methyl isobutyl ket	7.98	43	56842	50.03	ppb	100
58) 1-Bromo-2-chloroethane	7.62	144	4063	10.30	ppb	100
59) 2-Chloroethyl vinyl ether	7.67	43	72	60.00	ppb	# 100
60) Cis-1,3-Dichloropropene	7.79	75	27754	10.65	ppb	100
61) Toluene	8.12	91	82436	11.27	ppb	100
62) Trans-1,3-Dichloropropene	8.37	75	28083	10.50	ppb	100
63) 1,1,2-TCA	8.55	83	12220	10.64	ppb	100
64) 2-Hexanone	8.83	43	39749	49.04	ppb	100
67) 1,2-EDB	9.03	107	17939	11.55	ppb	100
68) Tetrachloroethene	8.66	164	16284	10.70	ppb	100
69) 1-Chlorohexane	9.53	91	12452	9.07	ppb	100
70) 1,1,1,2-Tetrachloroethane	9.62	131	28021	10.98	ppb	100
71) m&p-Xylene	9.77	106	82514	21.66	ppb	100
72) o-Xylene	10.16	106	40678	10.54	ppb	100
73) Styrene	10.18	104	66045	10.48	ppb	100
75) 1,3-Dichloropropane	8.71	76	26720	11.19	ppb	100
76) Dibromochloromethane	8.93	129	26700	11.13	ppb	100

(#) = qualifier out of range (m) = manual integration  
 1015M17.D M1015W.M Wed Oct 20 12:06:39 2021

Data File : M:\MAX\DATA\211015\1015M17.D  
 Acq On : 15 Oct 21 17:35  
 Sample : 10ug/L VOC STD 10/15/21  
 Misc : IS&S 8/4/21

Vial: 7  
 Operator: LP,DG,CH  
 Inst : Max  
 Multiplr: 1.00

Quant Time: Oct 16 13:29 2021

Quant Results File: M1015W.RES

Quant Method : M:\MAX\DATA\211015\M1015W.M (RTE Integrator)  
 Title : METHOD 8260B  
 Last Update : Sat Oct 16 13:28:38 2021  
 Response via : Initial Calibration  
 DataAcq Meth : M8260

Compound	R.T.	QIon	Response	Conc	Unit	Qvalue
77) Chlorobenzene	9.53	112	61648	10.55	ppb	100
78) Ethylbenzene	9.65	91	94727	10.75	ppb	100
79) Bromoform	10.35	173	22290	11.17	ppb	100
81) Isopropylbenzene	10.53	105	106456	10.30	ppb	100
82) 1,1,2,2-Tetrachloroethane	10.84	83	18342	10.58	ppb	100
83) 1,2,3-Trichloropropane	10.87	110	9043	10.87	ppb	100
84) t-1,4-Dichloro-2-Butene	10.90	53	4578	8.87	ppb	100
85) Bromobenzene	10.81	156	34140	9.67	ppb	100
86) n-Propylbenzene	10.94	91	111438	10.76	ppb	100
87) 4-Ethyltoluene	11.06	105	102117	10.56	ppb	100
88) 2-Chlorotoluene	11.01	91	87062	10.80	ppb	100
89) 1,3,5-Trimethylbenzene	11.12	105	98343	11.10	ppb	100
90) 4-Chlorotoluene	11.13	91	85815	10.58	ppb	100
91) Tert-Butylbenzene	11.44	119	53976	10.76	ppb	100
92) 1,2,4-Trimethylbenzene	11.49	105	92332	10.53	ppb	100
93) Sec-Butylbenzene	11.66	105	104508	11.21	ppb	100
94) p-Isopropyltoluene	11.81	119	100003	10.46	ppb	100
95) Benzyl Chloride	11.99	91	20556	8.75	ppb	100
96) 1,3-DCB	11.75	146	62186	10.76	ppb	100
97) 1,4-DCB	11.84	146	61854	10.71	ppb	100
98) n-Butylbenzene	12.22	91	56499	9.46	ppb	100
99) 1,2-DCB	12.21	146	61844	10.85	ppb	100
100) Hexachloroethane	12.46	117	14896	9.62	ppb	100
101) 1,2-Dibromo-3-chloropropan	12.99	75	5285	11.44	ppb	100
102) 1,2,4-Trichlorobenzene	13.81	180	18752	9.24	ppb	100
103) Hexachlorobutadiene	13.99	225	23952	9.95	ppb	100
104) Naphthalene	14.05	128	39199	11.87	ppb	100
105) 1,2,3-Trichlorobenzene	14.30	180	23602	9.93	ppb	100

Quantitation Report


Data File : M:\MAX\DATA\211015\1015M17.D  
Acq On : 15 Oct 21 17:35  
Sample : 10ug/L VOC STD 10/15/21  
Misc : IS&S 8/4/21

Vial: 7  
Operator: LP,DG,CH  
Inst : Max  
Multiplr: 1.00

Quant Time: Oct 16 13:29 2021

Quant Results File: M1015W.RES

Method : M:\MAX\DATA\211015\M1015W.M (RTE Integrator)  
Title : METHOD 8260B  
Last Update : Sat Oct 16 14:01:48 2021  
Response via : Initial Calibration





Data File : M:\MAX\DATA\211015\1015M18.D  
 Acq On : 15 Oct 21 18:03  
 Sample : 20ug/L VOC STD 10/15/21  
 Misc : IS&S 8/4/21

Vial: 8  
 Operator: LP,DG,CH  
 Inst : Max  
 Multiplr: 1.00

Quant Time: Oct 16 13:29 2021

Quant Results File: M1015W.RES

Quant Method : M:\MAX\DATA\211015\M1015W.M (RTE Integrator)  
 Title : METHOD 8260B  
 Last Update : Sat Oct 16 13:28:38 2021  
 Response via : Initial Calibration  
 DataAcq Meth : M8260

Internal Standards	R.T.	QIon	Response	Conc	Units	Dev (Min)
1) Fluorobenzene (IS)	6.34	96	395871	25.00	ppb	0.00
65) Chlorobenzene-D5 (IS)	9.50	117	351611	25.00	ppb	0.00
80) 1,4-Dichlorobenzene-D (IS)	11.82	152	235162	25.00	ppb	0.00
<b>System Monitoring Compounds</b>						
41) Dibromofluoromethane(S)	5.56	111	236514	49.44	ppb	0.00
Spiked Amount	25.000		Recovery	=	197.748%	
46) 1,2-DCA-D4 (S)	5.95	65	166400	51.19	ppb	0.00
Spiked Amount	25.000		Recovery	=	204.772%	
66) Toluene-D8 (S)	8.05	98	780890	49.06	ppb	0.00
Spiked Amount	25.000		Recovery	=	196.252%	
74) 4-Bromofluorobenzene(S)	10.68	95	327466	47.81	ppb	0.00
Spiked Amount	25.000		Recovery	=	191.232%	
<b>Target Compounds</b>						
2) Chlorotrifluoroethene	1.03	116	1543	9.94	ppb	# 60
3) Dichlorodifluoromethane	1.18	85	43432	21.62	ppb	97
4) Freon 114	1.29	85	29061	17.19	ppb	81
5) Chloromethane	1.33	50	25172	20.46	ppb	98
6) Vinyl chloride	1.42	62	33428	22.72	ppb	95
7) 2-Chloro-1,1,1-trifluoroet	1.00	118	1142	26.47	ppb	# 37
8) Bromomethane	1.68	94	25141	25.37	ppb	95
9) Chloroethane	1.77	64	20310	20.33	ppb	99
10) Dichlorofluoromethane	1.97	67	69254	20.65	ppb	99
11) Trichlorofluoromethane	2.00	101	90422	23.94	ppb	91
12) 2,2-Dichloro-1,1,1-trifluo	2.27	85	19	15.75	ppb	100
13) Acrolein	2.44	56	32051	86.25	ppb	99
14) Acetone	2.61	43	29127	64.50	ppb	99
15) Freon-113	2.53	151	37209	21.25	ppb	94
16) Acetonitrile	2.93	41	18046	142.86	ppb	93
17) 2-propanol	2.26	45	2021	107.98	ppb	# 81
18) 1,2-Dichlorotrifluoroethan	1.97	67	69254	20.64	ppb	100
19) 1,1-DCE	2.51	61	53746	23.36	ppb	97
20) t-Butanol	3.34	59	23282	129.99	ppb	92
21) Methyl Acetate	2.99	43	16974	20.87	ppb	100
22) Iodomethane	2.66	142	35780	20.61	ppb	93
23) Acrylonitrile	3.43	53	10005	22.05	ppb	# 84
24) 2-Methylpentane	2.10	71	44	18.24	ppb	# 100
25) Methylene chloride	3.08	84	34285	20.55	ppb	94
26) Carbon disulfide	2.71	76	44096	19.79	ppb	97
27) Methyl t-butyl ether (MtBE	3.47	73	114470	21.36	ppb	100
28) Trans-1,2-DCE	3.43	96	38698	24.57	ppb	94

(#) = qualifier out of range (m) = manual integration  
 1015M18.D M1015W.M Wed Oct 20 12:06:41 2021

Data File : M:\MAX\DATA\211015\1015M18.D  
 Acq On : 15 Oct 21 18:03  
 Sample : 20ug/L VOC STD 10/15/21  
 Misc : IS&S 8/4/21

Vial: 8  
 Operator: LP,DG,CH  
 Inst : Max  
 Multiplr: 1.00

Quant Time: Oct 16 13:29 2021

Quant Results File: M1015W.RES

Quant Method : M:\MAX\DATA\211015\M1015W.M (RTE Integrator)  
 Title : METHOD 8260B  
 Last Update : Sat Oct 16 13:28:38 2021  
 Response via : Initial Calibration  
 DataAcq Meth : M8260

Compound	R.T.	QIon	Response	Conc	Unit	Qvalue
29) 3-Methylpentane	3.47	57	21607	24.67	ppb	96
30) Hexane	3.73	56	771	35.50	ppb	100
31) Diisopropyl Ether	4.24	45	74704	20.11	ppb	96
32) 1,1-DCA	4.06	63	59120	21.50	ppb	98
34) Ethyl tert Butyl Ether	4.77	59	95539	19.66	ppb	95
35) Methylcyclopentane	4.77	56	3929	19.23	ppb	# 100
36) MEK (2-Butanone)	4.99	43	30811	58.42	ppb	# 91
37) Cis-1,2-DCE	4.91	96	40102	20.93	ppb	94
38) 2,2-Dichloropropane	4.89	77	73086	20.52	ppb	99
39) Chloroform	5.36	83	81653	21.71	ppb	100
40) Bromochloromethane	5.22	130	33221	23.42	ppb	93
42) 1,1,1-TCA	5.54	97	93844	23.87	ppb	95
43) Cyclohexane	5.58	41	24494	20.75	ppb	85
44) 1,1-Dichloropropene	5.75	75	49132	22.19	ppb	93
45) 2,2,4-Trimethylpentane	6.12	57	57952	16.53	ppb	# 81
47) Carbon Tetrachloride	5.73	117	81738	22.96	ppb	94
48) Tert Amyl Methyl Ether	6.18	73	93531	19.46	ppb	97
49) 1,2-DCA	6.04	62	73123	21.42	ppb	97
50) Benzene	5.99	78	134429	21.52	ppb	95
51) TCE	6.75	95	41884	22.20	ppb	85
52) 2-Pentanone	7.01	43	131778	150.39	ppb	97
53) 1,2-Dichloropropane	7.00	63	15331	23.28	ppb	99
54) Bromodichloromethane	7.31	83	63530	21.79	ppb	94
55) Methyl Cyclohexane	6.94	83	47883	20.50	ppb	99
56) Dibromomethane	7.12	93	24263	21.72	ppb	99
57) MIBK (methyl isobutyl ket	7.98	43	66896	56.12	ppb	96
58) 1-Bromo-2-chloroethane	7.62	144	8668	20.95	ppb	82
59) 2-Chloroethyl vinyl ether	7.64	43	135	107.24	ppb	# 100
60) Cis-1,3-Dichloropropene	7.79	75	58299	21.33	ppb	92
61) Toluene	8.12	91	158484	20.66	ppb	98
62) Trans-1,3-Dichloropropene	8.37	75	58054	20.70	ppb	99
63) 1,1,2-TCA	8.55	83	23159	19.22	ppb	98
64) 2-Hexanone	8.83	43	48162	56.64	ppb	96
67) 1,2-EDB	9.03	107	37727	23.98	ppb	91
68) Tetrachloroethene	8.66	164	37992	24.65	ppb	# 77
69) 1-Chlorohexane	9.53	91	27928	20.08	ppb	92
70) 1,1,1,2-Tetrachloroethane	9.62	131	54825	21.21	ppb	97
71) m&p-Xylene	9.77	106	168462	43.65	ppb	94
72) o-Xylene	10.16	106	80768	20.66	ppb	96
73) Styrene	10.18	104	132105	20.70	ppb	100
75) 1,3-Dichloropropane	8.71	76	51570	21.33	ppb	# 81
76) Dibromochloromethane	8.93	129	55342	22.78	ppb	97

(#) = qualifier out of range (m) = manual integration  
 1015M18.D M1015W.M Wed Oct 20 2021 06:41:29

Data File : M:\MAX\DATA\211015\1015M18.D  
 Acq On : 15 Oct 21 18:03  
 Sample : 20ug/L VOC STD 10/15/21  
 Misc : IS&S 8/4/21

Vial: 8  
 Operator: LP,DG,CH  
 Inst : Max  
 Multiplr: 1.00

Quant Time: Oct 16 13:29 2021

Quant Results File: M1015W.RES

Quant Method : M:\MAX\DATA\211015\M1015W.M (RTE Integrator)  
 Title : METHOD 8260B  
 Last Update : Sat Oct 16 13:28:38 2021  
 Response via : Initial Calibration  
 DataAcq Meth : M8260

Compound	R.T.	QIon	Response	Conc	Unit	Qvalue
77) Chlorobenzene	9.53	112	123674	20.90	ppb	95
78) Ethylbenzene	9.65	91	190505	21.35	ppb	99
79) Bromoform	10.35	173	46086	22.80	ppb	91
81) Isopropylbenzene	10.53	105	215921	21.00	ppb	96
82) 1,1,2,2-Tetrachloroethane	10.84	83	34580	20.06	ppb	93
83) 1,2,3-Trichloropropane	10.88	110	18655	22.95	ppb	93
84) t-1,4-Dichloro-2-Butene	10.90	53	9193	17.59	ppb	76
85) Bromobenzene	10.81	156	72807	20.74	ppb	87
86) n-Propylbenzene	10.94	91	218212	21.18	ppb	98
87) 4-Ethyltoluene	11.06	105	204272	21.24	ppb	94
88) 2-Chlorotoluene	11.01	91	166317	20.74	ppb	92
89) 1,3,5-Trimethylbenzene	11.12	105	188460	21.39	ppb	96
90) 4-Chlorotoluene	11.13	91	169578	21.02	ppb	99
91) Tert-Butylbenzene	11.44	119	113528	22.75	ppb	98
92) 1,2,4-Trimethylbenzene	11.49	105	194704	22.09	ppb	97
93) Sec-Butylbenzene	11.66	105	210964	22.75	ppb	99
94) p-Isopropyltoluene	11.81	119	210376	21.74	ppb	98
95) Benzyl Chloride	11.99	91	42029	17.98	ppb	97
96) 1,3-DCB	11.75	146	126212	21.95	ppb	98
97) 1,4-DCB	11.84	146	125705	22.43	ppb	96
98) n-Butylbenzene	12.22	91	128982	20.53	ppb	95
99) 1,2-DCB	12.21	146	124816	22.02	ppb	98
100) Hexachloroethane	12.46	117	30628	20.04	ppb	94
101) 1,2-Dibromo-3-chloropropan	12.99	75	10893	22.83	ppb	# 81
102) 1,2,4-Trichlorobenzene	13.81	180	49784	21.15	ppb	88
103) Hexachlorobutadiene	13.99	225	53060	21.20	ppb	97
104) Naphthalene	14.05	128	96821	26.22	ppb	99
105) 1,2,3-Trichlorobenzene	14.30	180	62906	21.74	ppb	86

Quantitation Report

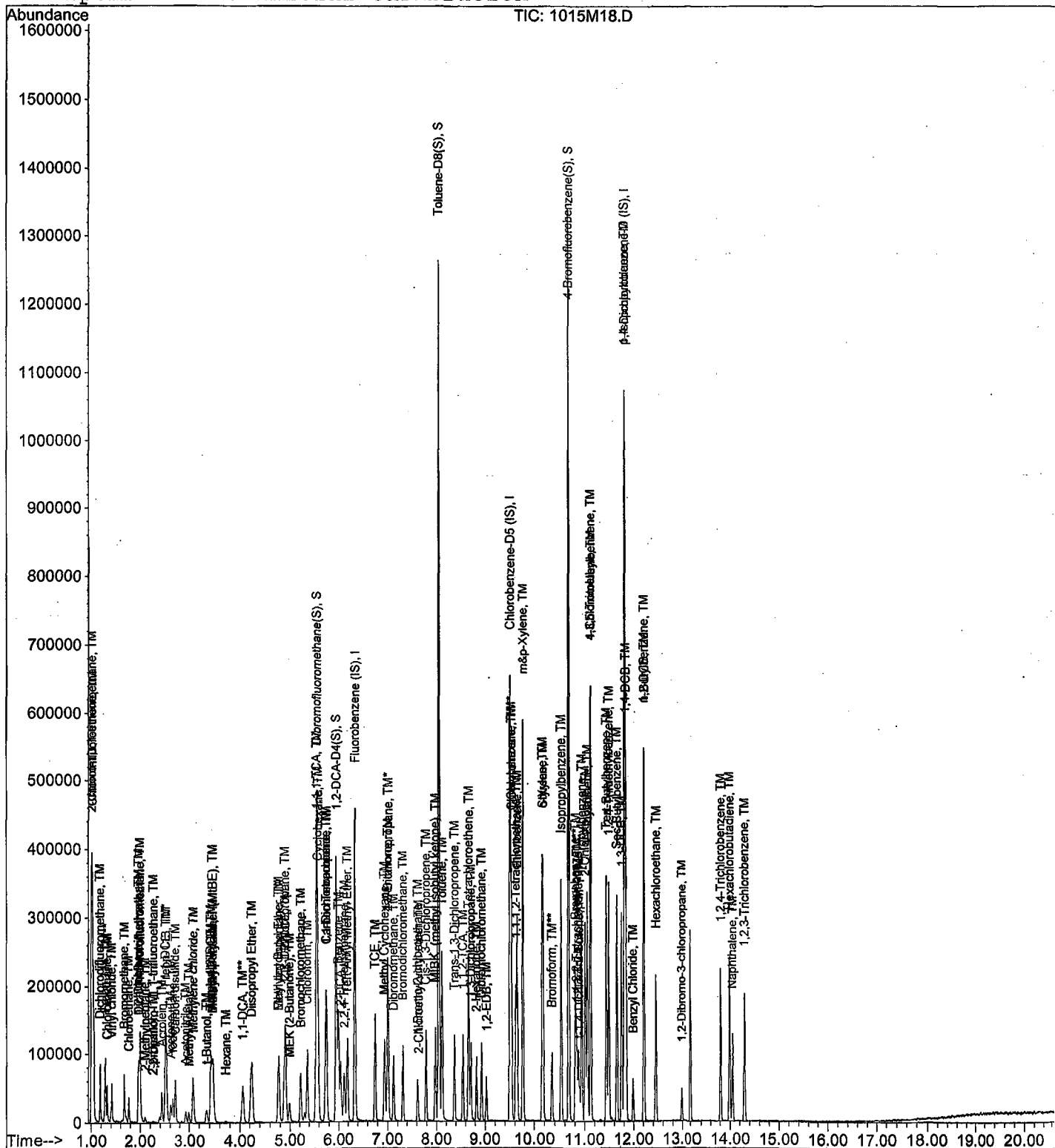
Data File : M:\MAX\DATA\211015\1015M18.D  
Acq On : 15 Oct 21 18:03  
Sample : 20ug/L VOC STD 10/15/21  
Misc : IS&S 8/4/21

Vial: 8  
Operator: LP,DG,CH  
Inst : Max  
Multiplr: 1.00

Quant Time: Oct 16 13:29 2021

Quant Results File: M1015W.RES

Method : M:\MAX\DATA\211015\M1015W.M (RTE Integrator)  
Title : METHOD 8260B  
Last Update : Sat Oct 16 14:01:48 2021  
Response via : Initial Calibration



Data File : M:\MAX\DATA\211015\1015M19.D  
 Acq On : 15 Oct 21 18:31  
 Sample : 40ug/L VOC STD 10/15/21  
 Misc : IS&S 8/4/21

Vial: 9  
 Operator: LP,DG,CH  
 Inst : Max  
 Multiplr: 1.00

Quant Time: Oct 16 13:29 2021

Quant Results File: M1015W.RES

Quant Method : M:\MAX\DATA\211015\M1015W.M (RTE Integrator)  
 Title : METHOD 8260B  
 Last Update : Sat Oct 16 13:28:38 2021  
 Response via : Initial Calibration  
 DataAcq Meth : M8260

Internal Standards	R.T.	QIon	Response	Conc	Units	Dev(Min)
1) Fluorobenzene (IS)	6.34	96	394795	25.00	ppb	0.00
65) Chlorobenzene-D5 (IS)	9.50	117	356570	25.00	ppb	0.00
80) 1,4-Dichlorobenzene-D (IS)	11.82	152	246902	25.00	ppb	0.00
System Monitoring Compounds						
41) Dibromofluoromethane(S)	5.56	111	238087	49.90	ppb	0.00
Spiked Amount	25.000		Recovery	=	199.604%	
46) 1,2-DCA-D4 (S)	5.95	65	166336	51.31	ppb	0.00
Spiked Amount	25.000		Recovery	=	205.252%	
66) Toluene-D8 (S)	8.05	98	788816	48.87	ppb	0.00
Spiked Amount	25.000		Recovery	=	195.484%	
74) 4-Bromofluorobenzene(S)	10.68	95	335059	48.24	ppb	0.00
Spiked Amount	25.000		Recovery	=	192.944%	
Target Compounds						
2) Chlorotrifluoroethene	1.01	116	1951	12.60	ppb	# 73
3) Dichlorodifluoromethane	1.18	85	95360	47.61	ppb	100
4) Freon 114	1.29	85	57360	34.02	ppb	83
5) Chloromethane	1.33	50	56542	46.36	ppb	94
6) Vinyl chloride	1.42	62	70630	48.13	ppb	92
7) 2-Chloro-1,1,1-trifluoroet	1.01	118	1922	44.68	ppb	# 51
8) Bromomethane	1.68	94	51410	52.69	ppb	91
9) Chloroethane	1.77	64	42072	42.31	ppb	97
10) Dichlorofluoromethane	1.97	67	141160	42.20	ppb	99
11) Trichlorofluoromethane	2.00	101	187948	49.90	ppb	98
12) 2,2-Dichloro-1,1,1-trifluo	2.18	85	25	20.78	ppb	100
13) Acrolein	2.43	56	40051	108.07	ppb	88
14) Acetone	2.62	43	39041	86.69	ppb	98
15) Freon-113	2.52	151	70973	40.64	ppb	97
16) Acetonitrile	2.93	41	22065	175.15	ppb	88
17) 2-propanol	2.27	45	3181	170.43	ppb	# 81
18) 1,2-Dichlorotrifluoroethan	1.97	67	141160	42.19	ppb	100
19) 1,1-DCE	2.50	61	104417	45.50	ppb	96
20) t-Butanol	3.35	59	36678	173.72	ppb	96
21) Methyl Acetate	2.99	43	34963	43.11	ppb	95
22) Iodomethane	2.66	142	81874	45.72	ppb	95
23) Acrylonitrile	3.43	53	19528	43.06	ppb	# 80
24) 2-Methylpentane	2.10	71	116	48.21	ppb	# 100
25) Methylene chloride	3.08	84	68587	41.23	ppb	97
26) Carbon disulfide	2.71	76	86056	38.73	ppb	99
27) Methyl t-butyl ether (MtBE	3.47	73	239816	44.88	ppb	94
28) Trans-1,2-DCE	3.43	96	72205	46.70	ppb	95

(#) = qualifier out of range (m) = manual integration

Data File : M:\MAX\DATA\211015\1015M19.D  
 Acq On : 15 Oct 21 18:31  
 Sample : 40ug/L VOC STD 10/15/21  
 Misc : IS&S 8/4/21

Vial: 9  
 Operator: LP,DG,CH  
 Inst : Max  
 Multiplr: 1.00

Quant Time: Oct 16 13:29 2021

Quant Results File: M1015W.RES

Quant Method : M:\MAX\DATA\211015\M1015W.M (RTE Integrator)  
 Title : METHOD 8260B  
 Last Update : Sat Oct 16 13:28:38 2021  
 Response via : Initial Calibration  
 DataAcq Meth : M8260

Compound	R.T.	QIon	Response	Conc	Unit	Qvalue
29) 3-Methylpentane	3.47	57	37452	43.35	ppb	88
30) Hexane	3.70	56	751	34.68	ppb	# 100
31) Diisopropyl Ether	4.24	45	152386	41.14	ppb	95
32) 1,1-DCA	4.06	63	116415	42.45	ppb	# 94
34) Ethyl tert Butyl Ether	4.77	59	199919	41.25	ppb	94
35) Methylcyclopentane	4.77	56	8348	40.96	ppb	100
36) MEK (2-Butanone)	4.99	43	43256	82.23	ppb	88
37) Cis-1,2-DCE	4.91	96	82880	43.37	ppb	92
38) 2,2-Dichloropropane	4.89	77	141607	39.86	ppb	99
39) Chloroform	5.36	83	160419	42.76	ppb	94
40) Bromochloromethane	5.22	130	68479	49.26	ppb	94
42) 1,1,1-TCA	5.54	97	182393	46.52	ppb	98
43) Cyclohexane	5.58	41	48312	41.04	ppb	90
44) 1,1-Dichloropropene	5.75	75	94511	42.80	ppb	97
45) 2,2,4-Trimethylpentane	6.12	57	121452	34.73	ppb	# 86
47) Carbon Tetrachloride	5.74	117	166925	47.02	ppb	98
48) Tert Amyl Methyl Ether	6.18	73	194157	40.51	ppb	97
49) 1,2-DCA	6.04	62	153949	45.21	ppb	100
50) Benzene	5.99	78	269561	43.28	ppb	99
51) TCE	6.75	95	85080	46.13	ppb	85
52) 2-Pentanone	7.01	43	159478	182.50	ppb	99
53) 1,2-Dichloropropane	7.00	63	32440	49.75	ppb	96
54) Bromodichloromethane	7.31	83	132884	45.71	ppb	99
55) Methyl Cyclohexane	6.94	83	97260	42.40	ppb	100
56) Dibromomethane	7.12	93	50236	45.10	ppb	93
57) MIBK (methyl isobutyl ket	7.98	43	93060	78.28	ppb	97
58) 1-Bromo-2-chloroethane	7.62	144	17760	43.04	ppb	98
59) 2-Chloroethyl vinyl ether	7.58	43	20	15.93	ppb	# 100
60) Cis-1,3-Dichloropropene	7.79	75	117498	43.10	ppb	96
61) Toluene	8.12	91	319786	41.80	ppb	99
62) Trans-1,3-Dichloropropene	8.37	75	122778	43.89	ppb	99
63) 1,1,2-TCA	8.55	83	47558	39.57	ppb	94
64) 2-Hexanone	8.83	43	66653	78.60	ppb	94
67) 1,2-EDB	9.03	107	74115	46.45	ppb	95
68) Tetrachloroethene	8.66	164	70304	44.97	ppb	81
69) 1-Chlorohexane	9.53	91	54312	38.51	ppb	96
70) 1,1,1,2-Tetrachloroethane	9.62	131	111805	42.65	ppb	92
71) m&p-Xylene	9.77	106	333019	85.09	ppb	100
72) o-Xylene	10.16	106	167690	42.31	ppb	100
73) Styrene	10.18	104	270125	41.74	ppb	99
75) 1,3-Dichloropropane	8.71	76	106532	43.44	ppb	88
76) Dibromochloromethane	8.93	129	113393	46.02	ppb	99

(#) = qualifier out of range (m) = manual integration  
 1015M19.D M1015W.M Wed Oct 20 12:06:43 2021

Data File : M:\MAX\DATA\211015\1015M19.D  
 Acq On : 15 Oct 21 18:31  
 Sample : 40ug/L VOC STD 10/15/21  
 Misc : IS&S 8/4/21

Vial: 9  
 Operator: LP,DG,CH  
 Inst : Max  
 Multiplr: 1.00

Quant Time: Oct 16 13:29 2021

Quant Results File: M1015W.RES

Quant Method : M:\MAX\DATA\211015\M1015W.M (RTE Integrator)  
 Title : METHOD 8260B  
 Last Update : Sat Oct 16 13:28:38 2021  
 Response via : Initial Calibration  
 DataAcq Meth : M8260

Compound	R.T.	QIon	Response	Conc	Unit	Qvalue
77) Chlorobenzene	9.53	112	247111	41.17	ppb	96
78) Ethylbenzene	9.65	91	393606	43.49	ppb	98
79) Bromoform	10.35	173	96934	47.29	ppb	94
81) Isopropylbenzene	10.53	105	436071	40.40	ppb	98
82) 1,1,2,2-Tetrachloroethane	10.84	83	72110	39.85	ppb	91
83) 1,2,3-Trichloropropane	10.88	110	37233	43.97	ppb	94
84) t-1,4-Dichloro-2-Butene	10.90	53	20351	36.72	ppb	74
85) Bromobenzene	10.81	156	144680	39.26	ppb	93
86) n-Propylbenzene	10.94	91	452586	41.83	ppb	99
87) 4-Ethyltoluene	11.06	105	417221	41.31	ppb	95
88) 2-Chlorotoluene	11.01	91	340873	40.48	ppb	88
89) 1,3,5-Trimethylbenzene	11.12	105	382964	41.40	ppb	97
90) 4-Chlorotoluene	11.13	91	343947	40.60	ppb	99
91) Tert-Butylbenzene	11.44	119	234880	44.83	ppb	98
92) 1,2,4-Trimethylbenzene	11.49	105	396710	42.65	ppb	99
93) Sec-Butylbenzene	11.66	105	437165	44.90	ppb	99
94) p-Isopropyltoluene	11.81	119	441578	43.11	ppb	98
95) Benzyl Chloride	11.99	91	88019	35.87	ppb	99
96) 1,3-DCB	11.75	146	262502	43.48	ppb	98
97) 1,4-DCB	11.84	146	255429	43.91	ppb	96
98) n-Butylbenzene	12.22	91	282853	41.90	ppb	98
99) 1,2-DCB	12.21	146	253718	42.63	ppb	99
100) Hexachloroethane	12.46	117	65707	41.10	ppb	99
101) 1,2-Dibromo-3-chloropropan	12.99	75	22876	44.84	ppb	91
102) 1,2,4-Trichlorobenzene	13.81	180	113144	43.34	ppb	94
103) Hexachlorobutadiene	13.99	225	114209	42.64	ppb	98
104) Naphthalene	14.05	128	238304	52.27	ppb	99
105) 1,2,3-Trichlorobenzene	14.30	180	146469	44.67	ppb	90

Quantitation Report


Data File : M:\MAX\DATA\211015\1015M19.D  
Acq On : 15 Oct 21 18:31  
Sample : 40ug/L VOC STD 10/15/21  
Misc : IS&S 8/4/21

Vial: 9  
Operator: LP,DG,CH  
Inst : Max  
Multiplr: 1.00

Quant Time: Oct 16 13:29 2021

Quant Results File: M1015W.RES

Method : M:\MAX\DATA\211015\M1015W.M (RTE Integrator)  
Title : METHOD 8260B  
Last Update : Sat Oct 16 14:01:48 2021  
Response via : Initial Calibration





Data File : M:\MAX\DATA\211015\1015M20.D  
 Acq On : 15 Oct 21 19:00  
 Sample : 100ug/L VOC STD 10/15/21  
 Misc : IS&S 8/4/21

Vial: 10  
 Operator: LP,DG,CH  
 Inst : Max  
 Multiplr: 1.00

Quant Time: Oct 16 13:29 2021

Quant Results File: M1015W.RES

Quant Method : M:\MAX\DATA\211015\M1015W.M (RTE Integrator)  
 Title : METHOD 8260B  
 Last Update : Sat Oct 16 13:28:38 2021  
 Response via : Initial Calibration  
 DataAcq Meth : M8260

Internal Standards	R.T.	QIon	Response	Conc	Units	Dev(Min)
1) Fluorobenzene (IS)	6.34	96	386789	25.00	ppb	0.00
65) Chlorobenzene-D5 (IS)	9.50	117	357810	25.00	ppb	0.00
80) 1,4-Dichlorobenzene-D (IS)	11.82	152	248989	25.00	ppb	0.00
System Monitoring Compounds						
41) Dibromofluoromethane(S)	5.56	111	442755	94.72	ppb	0.00
Spiked Amount	25.000		Recovery	=	378.876%	
46) 1,2-DCA-D4 (S)	5.95	65	315456	99.33	ppb	0.00
Spiked Amount	25.000		Recovery	=	397.320%	
66) Toluene-D8 (S)	8.05	98	1486255	91.76	ppb	0.00
Spiked Amount	25.000		Recovery	=	367.048%	
74) 4-Bromofluorobenzene(S)	10.68	95	657746	94.36	ppb	0.00
Spiked Amount	25.000		Recovery	=	377.452%	
Target Compounds						
2) Chlorotrifluoroethene	1.02	116	1201	7.92	ppb	# 45
3) Dichlorodifluoromethane	1.18	85	234560	119.53	ppb	99
4) Freon 114	1.29	85	146791	88.87	ppb	80
5) Chloromethane	1.33	50	143008	120.04	ppb	97
6) Vinyl chloride	1.42	62	168822	117.43	ppb	98
7) 2-Chloro-1,1,1-trifluoroet	1.00	118	1493	35.42	ppb	# 37
8) Bromomethane	1.68	94	135974	143.32	ppb	93
9) Chloroethane	1.76	64	126156	129.66	ppb	97
10) Dichlorofluoromethane	1.96	67	347423	106.00	ppb	100
11) Trichlorofluoromethane	1.99	101	454942	123.28	ppb	94
12) 2,2-Dichloro-1,1,1-trifluo	2.39	85	85	72.11	ppb	# 100
13) Acrolein	2.44	56	44550	122.70	ppb	88
14) Acetone	2.62	43	47910	108.58	ppb	94
15) Freon-113	2.52	151	175591	102.62	ppb	89
16) Acetonitrile	2.94	41	23864	193.35	ppb	91
17) 2-propanol	2.30	45	8518	465.81	ppb	92
18) 1,2-Dichlorotrifluoroethan	1.96	67	347584	106.03	ppb	# 100
19) 1,1-DCE	2.50	61	262927	116.95	ppb	95
20) t-Butanol	3.37	59	50833	214.24	ppb	99
21) Methyl Acetate	3.00	43	84654	106.53	ppb	85
22) Iodomethane	2.65	142	214716	120.36	ppb	98
23) Acrylonitrile	3.44	53	47089	105.86	ppb	93
24) 2-Methylpentane	2.09	71	220	93.32	ppb	# 100
25) Methylene chloride	3.08	84	160180	98.28	ppb	95
26) Carbon disulfide	2.71	76	194560	89.38	ppb	97
27) Methyl t-butyl ether (MtBE	3.47	73	555224	106.05	ppb	93
28) Trans-1,2-DCE	3.42	96	182546	121.83	ppb	100

(#) = qualifier out of range (m) = manual integration  
 1015M20.D M1015W.M Wed Oct 20 12:06:45 2021

Data File : M:\MAX\DATA\211015\1015M20.D  
 Acq On : 15 Oct 21 19:00  
 Sample : 100ug/L VOC STD 10/15/21  
 Misc : IS&S 8/4/21

Vial: 10  
 Operator: LP,DG,CH  
 Inst : Max  
 Multiplr: 1.00

Quant Time: Oct 16 13:29 2021

Quant Results File: M1015W.RES

Quant Method : M:\MAX\DATA\211015\M1015W.M (RTE Integrator)  
 Title : METHOD 8260B  
 Last Update : Sat Oct 16 13:28:38 2021  
 Response via : Initial Calibration  
 DataAcq Meth : M8260

Compound	R.T.	QIon	Response	Conc	Unit	Qvalue
29) 3-Methylpentane	3.47	57	93951	112.00	ppb	89
30) Hexane	3.71	56	1846	87.00	ppb	# 100
31) Diisopropyl Ether	4.24	45	370710	102.14	ppb	97
32) 1,1-DCA	4.06	63	285289	106.17	ppb	# 93
34) Ethyl tert Butyl Ether	4.77	59	459729	96.83	ppb	97
35) Methylcyclopentane	4.77	56	17519	87.74	ppb	# 100
36) MEK (2-Butanone)	4.99	43	53511	103.84	ppb	90
37) Cis-1,2-DCE	4.91	96	197796	105.64	ppb	94
38) 2,2-Dichloropropane	4.89	77	346511	99.56	ppb	100
39) Chloroform	5.36	83	390282	106.18	ppb	94
40) Bromochloromethane	5.22	130	156085	115.65	ppb	# 88
42) 1,1,1-TCA	5.54	97	433213	112.79	ppb	97
43) Cyclohexane	5.58	41	121867	105.66	ppb	90
44) 1,1-Dichloropropene	5.75	75	231228	106.87	ppb	95
45) 2,2,4-Trimethylpentane	6.12	57	302605	88.31	ppb	87
47) Carbon Tetrachloride	5.74	117	411487	118.31	ppb	95
48) Tert Amyl Methyl Ether	6.18	73	450960	96.03	ppb	97
49) 1,2-DCA	6.04	62	367370	110.12	ppb	98
50) Benzene	5.99	78	649591	106.45	ppb	98
51) TCE	6.75	95	206061	115.34	ppb	84
52) 2-Pentanone	7.01	43	179595	209.77	ppb	99
53) 1,2-Dichloropropane	7.00	63	72296	113.59	ppb	96
54) Bromodichloromethane	7.31	83	317248	111.38	ppb	100
55) Methyl Cyclohexane	6.94	83	236830	106.31	ppb	93
56) Dibromomethane	7.12	93	119549	109.56	ppb	95
57) MIBK (methyl isobutyl ket	7.98	43	114125	97.99	ppb	98
58) 1-Bromo-2-chloroethane	7.62	144	42608	105.40	ppb	91
59) 2-Chloroethyl vinyl ether	7.69	43	19	15.45	ppb	# 100
60) Cis-1,3-Dichloropropene	7.79	75	293076	109.74	ppb	94
61) Toluene	8.12	91	786013	104.86	ppb	96
62) Trans-1,3-Dichloropropene	8.37	75	301333	109.95	ppb	100
63) 1,1,2-TCA	8.55	83	116902	99.29	ppb	93
64) 2-Hexanone	8.83	43	83212	100.16	ppb	# 92
67) 1,2-EDB	9.03	107	187298	116.98	ppb	98
68) Tetrachloroethene	8.66	164	163584	104.28	ppb	86
69) 1-Chlorohexane	9.53	91	140232	99.08	ppb	96
70) 1,1,1,2-Tetrachloroethane	9.62	131	281249	106.91	ppb	97
71) m&p-Xylene	9.77	106	823233	209.61	ppb	98
72) o-Xylene	10.16	106	418928	105.33	ppb	98
73) Styrene	10.18	104	692047	106.57	ppb	98
75) 1,3-Dichloropropane	8.71	76	259322	105.38	ppb	91
76) Dibromochloromethane	8.93	129	278663	112.70	ppb	98

(#) = qualifier out of range (m) = manual integration  
 1015M20.D M1015W.M Wed Oct 20 12:06:46 2021

Data File : M:\MAX\DATA\211015\1015M20.D  
 Acq On : 15 Oct 21 19:00  
 Sample : 100ug/L VOC STD 10/15/21  
 Misc : IS&S 8/4/21

Vial: 10  
 Operator: LP,DG,CH  
 Inst : Max  
 Multiplr: 1.00

Quant Time: Oct 16 13:29 2021

Quant Results File: M1015W.RES

Quant Method : M:\MAX\DATA\211015\M1015W.M (RTE Integrator)  
 Title : METHOD 8260B  
 Last Update : Sat Oct 16 13:28:38 2021  
 Response via : Initial Calibration  
 DataAcq Meth : M8260

Compound	R.T.	QIon	Response	Conc	Unit	Qvalue
77) Chlorobenzene	9.53	112	618681	102.72	ppb	96
78) Ethylbenzene	9.65	91	972119	107.04	ppb	100
79) Bromoform	10.35	173	247112	120.13	ppb	95
81) Isopropylbenzene	10.54	105	1132302	104.03	ppb	98
82) 1,1,2,2-Tetrachloroethane	10.85	83	183360	100.48	ppb	93
83) 1,2,3-Trichloropropane	10.88	110	96387	113.47	ppb	94
84) t-1,4-Dichloro-2-Butene	10.90	53	52050	92.63	ppb	80
85) Bromobenzene	10.81	156	374456	100.76	ppb	91
86) n-Propylbenzene	10.94	91	1150904	105.49	ppb	100
87) 4-Ethyltoluene	11.06	105	1068018	104.87	ppb	94
88) 2-Chlorotoluene	11.02	91	751088	88.44	ppb	92
89) 1,3,5-Trimethylbenzene	11.12	105	1000113	107.22	ppb	99
90) 4-Chlorotoluene	11.13	91	881242	103.15	ppb	99
91) Tert-Butylbenzene	11.44	119	615168	116.44	ppb	97
92) 1,2,4-Trimethylbenzene	11.49	105	1027302	109.19	ppb	98
93) Sec-Butylbenzene	11.66	105	1145861	116.71	ppb	100
94) p-Isopropyltoluene	11.81	119	1156691	111.42	ppb	99
95) Benzyl Chloride	11.99	91	250447	101.21	ppb	97
96) 1,3-DCB	11.75	146	675841	111.01	ppb	99
97) 1,4-DCB	11.85	146	672085	115.40	ppb	98
98) n-Butylbenzene	12.22	91	786990	114.02	ppb	97
99) 1,2-DCB	12.21	146	677640	112.91	ppb	98
100) Hexachloroethane	12.46	117	181188	112.65	ppb	98
101) 1,2-Dibromo-3-chloropropan	12.99	75	63114	121.24	ppb	93
102) 1,2,4-Trichlorobenzene	13.81	180	337280	123.99	ppb	90
103) Hexachlorobutadiene	13.99	225	307962	112.70	ppb	97
104) Naphthalene	14.06	128	746536	118.59	ppb	97
105) 1,2,3-Trichlorobenzene	14.30	180	462536	133.70	ppb	90

Quantitation Report

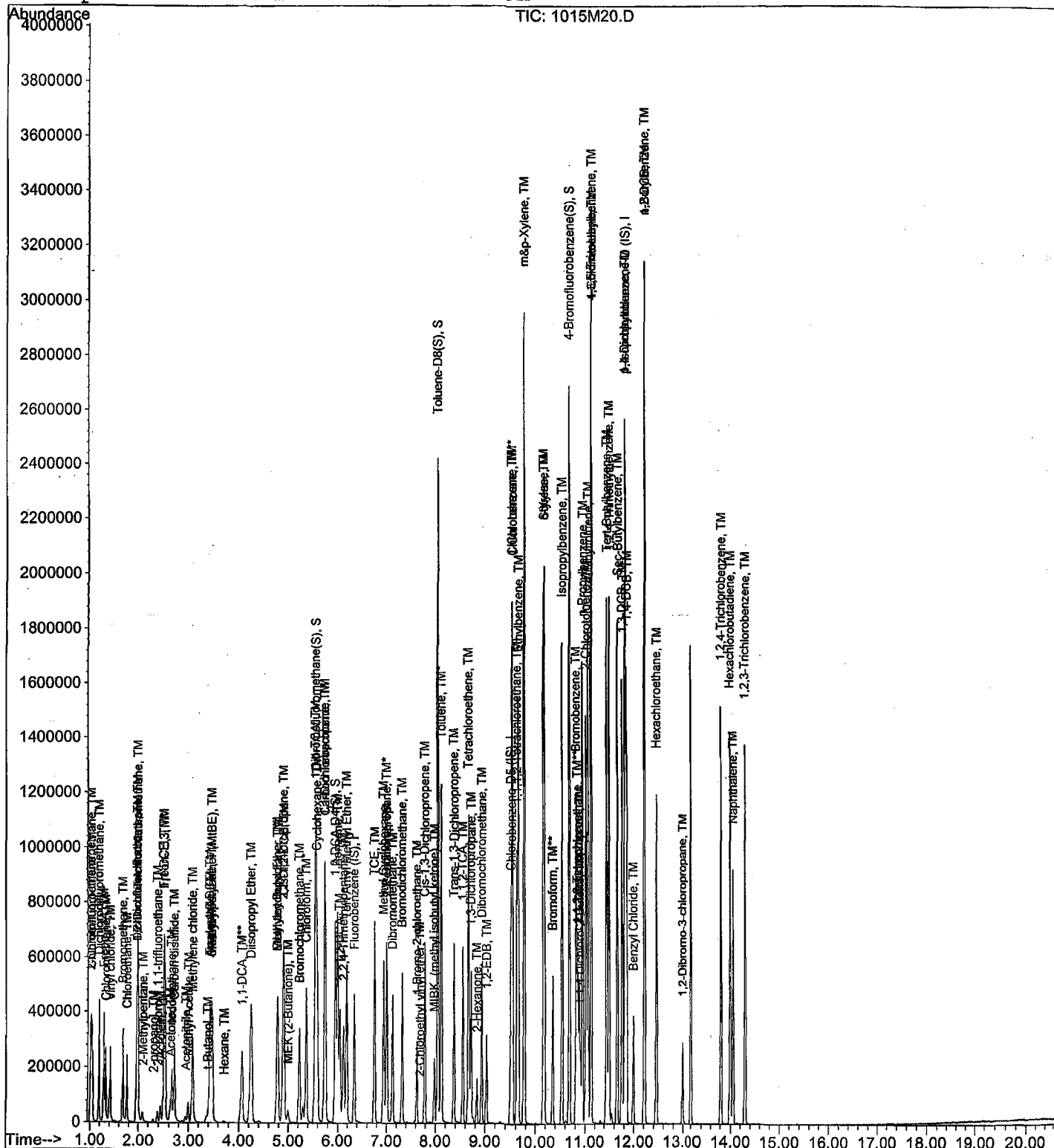
Data File : M:\MAX\DATA\211015\1015M20.D  
Acq On : 15 Oct 21 19:00  
Sample : 100ug/L VOC STD 10/15/21  
Misc : IS&S 8/4/21

Vial: 10  
Operator: LP, DG, CH  
Inst : Max  
Multiplr: 1.00

Quant Time: Oct 16 13:29 2021

Quant Results File: M1015W.RES

Method : M:\MAX\DATA\211015\M1015W.M (RTE Integrator)  
Title : METHOD 8260B  
Last Update : Sat Oct 16 14:01:48 2021  
Response via : Initial Calibration



VOLATILE ORGANIC ANALYSIS BY  
EPA METHOD 8260B

Form 7

Second Source Calibration

Lab Name: APPL, Inc.

SDG No: \_\_\_\_\_

Case No: \_\_\_\_\_

Date Analyzed: 10/15/2021

Matrix: Water

Instrument: Max

Initial Cal. Date: 10/15/2021

Data File: 1015M22.D

		Compound	MEAN	CCRF	%D	%Drift	
1	TM	Chlorotrifluoroethene	0.0000	0.0122	0.00	TM	
2	TM	Dichlorodifluoromethane	0.1497	0.1425	4.8	TM	
3	TM	Freon 114	0.0839	0.0990	18	TM	
4	TM**	Chloromethane	0.0893	0.0842	5.7	TM**	
5	TM*	Vinyl chloride	0.1101	0.1001	9.1	TM*	
6	TM	2-Chloro-1,1,1-trifluoroethane	0.0000	0.0024	0.00	TM	
7	TM	Bromomethane	0.0931	0.0814	13	TM	
8	TML	Chloroethane	0.0844	0.0648	23	TML	8.2
9	TM	Dichlorofluoromethane	0.2416	0.1948	19	TM	
10	TM	Trichlorofluoromethane	0.2889	0.2752	4.8	TM	
11	TM	2,2-Dichloro-1,1,1-trifluoroethane	0.0000	0.0001	0.00	TM	
12	TMQ	Acrolein	0.0145	0.0122	15	TMQ	12
13	TM	Acetone	0.0326	0.0319	2.1	TM	
14	TM	Freon-113	0.1176	0.1116	5.1	TM	
15	TM	Acetonitrile	0.0077	0.0083	7.5	TM	
16	TML	2-propanol	0.0000	0.0009	0.00	TML	
17	TM	1,2-Dichlorotrifluoroethane	0.2416	0.1948	19	TM	
18	TM*	1,1-DCE	0.1751	0.1607	8.2	TM*	
19	TMQ	t-Butanol	0.0101	0.0116	14	TMQ	16
20	TMQ	Methyl Acetate	0.0528	0.0415	21	TMQ	24 *Low
21	TML	Iodomethane	0.1096	0.0881	20	TML	24 *Low
22	TML	Acrylonitrile	0.0252	0.0300	19	TML	2.8
23	TM	Methylene chloride	0.1130	0.1086	3.9	TM	
24	TM	Carbon disulfide	0.1424	0.1277	10	TM	
25	TM	Methyl t-butyl ether (MtBE)	0.3789	0.3493	7.3	TM	
26	TM	Trans-1,2-DCE	0.1221	0.1176	3.6	TM	
27	TML	3-Methylpentane	0.0702	0.0590	16	TML	7.9
28	TM	Hexane	0.0000	0.0008	0.00	TM	
29	TM	Diisopropyl Ether	0.2351	0.2190	6.9	TM	
30	TM**	1,1-DCA	0.1831	0.1889	3.2	TM**	
31	TM	Ethyl tert Butyl Ether	0.3021	0.2803	7.2	TM	
32	TML	Methylcyclopentane	0.0160	0.0145	9.4	TML	13
33	TM	MEK (2-Butanone)	0.0341	0.0344	1.0	TM	
34	TM	Cis-1,2-DCE	0.1352	0.1221	9.7	TM	
35	TM	2,2-Dichloropropane	0.2349	0.2108	10	TM	
36	TM*	Chloroform	0.2377	0.2410	1.4	TM*	
37	TML	Bromochloromethane	0.1040	0.0967	7.0	TML	9.0
38	TM	1,1,1-TCA	0.2791	0.2799	0.27	TM	
39	TM	Cyclohexane	0.0798	0.0682	15	TM	
40	TM	1,1-Dichloropropene	0.1514	0.1477	2.5	TM	
		Average			8.6		

VOLATILE ORGANIC ANALYSIS BY  
EPA METHOD 8260B

Form 7

Second Source Calibration

Lab Name: APPL, Inc.

SDG No: \_\_\_\_\_

Case No: \_\_\_\_\_

Date Analyzed: 10/15/2021

Matrix: Water

Instrument: Max

Cal. Date: 10/15/2021

Data File: 1015M22.D

		Compound	MEAN	CCRF	%D	%Drift
41	TM	2,2,4-Trimethylpentane	0.1964	0.1702	13	TM
42	TM	Carbon Tetrachloride	0.2625	0.2517	4.1	TM
43	TM	Tert Amyl Methyl Ether	0.2978	0.2793	6.2	TM
44	TM	1,2-DCA	0.2350	0.2325	1.1	TM
45	TM	Benzene	0.4384	0.4137	5.6	TM
46	TM	TCE	0.1404	0.1388	1.1	TM
47	TM	2-Pentanone	0.0570	0.0572	0.40	TM
48	TM*L	1,2-Dichloropropane	0.0476	0.0463	2.9	TM*L 5.1
49	TM	Bromodichloromethane	0.1968	0.1954	0.72	TM
50	TML	Methyl Cyclohexane	0.1542	0.1469	4.7	TML 2.6
51	TM	Dibromomethane	0.0856	0.0761	11	TM
52	TM	MIBK (methyl isobutyl ketone)	0.0729	0.0782	7.3	TM
53	TML	1-Bromo-2-chloroethane	0.0245	0.0257	4.8	TML 6.7
54	TM	2-Chloroethyl vinyl ether	0.0000	0.0001	0.00	TM
55	TM	Cis-1,3-Dichloropropene	0.1763	0.1779	0.88	TM
56	TM*	Toluene	0.5070	0.4972	1.9	TM*
57	TM	Trans-1,3-Dichloropropene	0.1749	0.1751	0.15	TM
58	TM	1,1,2-TCA	0.0786	0.0760	3.3	TM
59	TM	2-Hexanone	0.0493	0.0526	6.7	TM
60	TM	1,2-EDB	0.1319	0.1272	3.6	TM
61	TML	Tetrachloroethene	0.2207	0.1356	39	TML 4.5
62	TM	1-Chlorohexane	0.0992	0.0866	13	TM
63	TM	1,1,1,2-Tetrachloroethane	0.1860	0.1885	1.4	TM
64	TM	m&p-Xylene	0.2826	0.2811	0.55	TM
65	TM	o-Xylene	0.2964	0.2821	4.8	TM
66	TM	Styrene	0.4463	0.4632	3.8	TM
67	TM	1,3-Dichloropropane	0.1940	0.1840	5.1	TM
68	TM	Dibromochloromethane	0.1941	0.1947	0.35	TM
69	TM**	Chlorobenzene	0.4334	0.4155	4.1	TM**
70	TM*	Ethylbenzene	0.6860	0.6607	3.7	TM*
71	TM**	Bromoform	0.1611	0.1543	4.2	TM**
72	TM	Isopropylbenzene	1.166	1.132	2.9	TM
73	TM**	1,1,2,2-Tetrachloroethane	0.2001	0.1827	8.7	TM**
74	TM	1,2,3-Trichloropropane	0.1000	0.1008	0.81	TM
75	TML	t-1,4-Dichloro-2-Butene	0.0601	0.0488	19	TML 4.0
76	TM	Bromobenzene	0.3816	0.3657	4.2	TM
77	TM	n-Propylbenzene	1.151	1.138	1.2	TM
78	TM	4-Ethyltoluene	1.063	0.9969	6.2	TM
79	TM	2-Chlorotoluene	0.9129	0.8702	4.7	TM
80	TM	1,3,5-Trimethylbenzene	0.9948	1.004	0.90	TM
		Average			5.2	

VOLATILE ORGANIC ANALYSIS BY  
EPA METHOD 8260B

Form 7

Second Source Calibration

Lab Name: APPL, Inc.  
Case No: \_\_\_\_\_  
Matrix: Water

SDG No: \_\_\_\_\_  
Date Analyzed: 10/15/2021  
Instrument: Max  
Cal. Date: 10/15/2021  
Data File: 1015M22.D

		Compound	MEAN	CCRF	%D	%Drift
81	TM	4-Chlorotoluene	0.9068	0.8859	2.3	TM
82	TM	Tert-Butylbenzene	0.5492	0.5705	3.9	TM
83	TM	1,2,4-Trimethylbenzene	0.9425	0.9915	5.2	TM
84	TM	Sec-Butylbenzene	1.051	1.108	5.5	TM
85	TM	p-Isopropyltoluene	1.016	1.070	5.3	TM
86	TM	Benzyl Chloride	0.2406	0.2024	16	TM
87	TM	1,3-DCB	0.6644	0.6756	1.7	TM
88	TM	1,4-DCB	0.6767	0.6541	3.3	TM
89	TML	n-Butylbenzene	0.5721	0.6278	9.7	TML 7.4
90	TM	1,2-DCB	0.6504	0.6356	2.3	TM
91	TM	Hexachloroethane	0.1703	0.1719	0.98	TM
92	TML	1,2-Dibromo-3-chloropropane	0.0437	0.0485	11	TML 13
93	TML	1,2,4-Trichlorobenzene	0.1936	0.2049	5.8	TML 17
94	TML	Hexachlorobutadiene	0.2401	0.2482	3.4	TML 9.7
95	TMQ	Naphthalene	0.4088	0.4281	4.7	TMQ 8.9
96	TML	1,2,3-Trichlorobenzene	0.2371	0.2821	19	TML 13
97						
98						
99						
100						
101						
102						
103						
104						
105						
106						
107						
108						
109						
110						
111						
112						
113						
114						
115						
116						
117						
118						
119						
120						

Average

6.3

Data File : M:\MAX\DATA\211015\1015M22.D  
 Acq On : 15 Oct 21 19:57  
 Sample : (SS) 10ug/L VOC STD 10/15/21  
 Misc : IS&S 8/4/21

Vial: 12  
 Operator: LP,DG,CH  
 Inst : Max  
 Multiplr: 1.00

Quant Time: Oct 16 14:01 2021

Quant Results File: M1015W.RES

Quant Method : M:\MAX\DATA\211015\M1015W.M (RTE Integrator)  
 Title : METHOD 8260B  
 Last Update : Sat Oct 16 14:01:48 2021  
 Response via : Initial Calibration  
 DataAcq Meth : M8260

Internal Standards	R.T.	QIon	Response	Conc	Units	Dev (Min)
1) Fluorobenzene (IS)	6.34	96	407759	25.00	ppb	0.00
65) Chlorobenzene-D5 (IS)	9.50	117	364241	25.00	ppb	0.00
80) 1,4-Dichlorobenzene-D (IS)	11.82	152	235667	25.00	ppb	0.00
System Monitoring Compounds						
41) Dibromofluoromethane(S)	5.56	111	123620	24.41	ppb	0.00
Spiked Amount	25.000		Recovery	=	97.644%	
46) 1,2-DCA-D4 (S)	5.95	65	86328	24.44	ppb	0.00
Spiked Amount	25.000		Recovery	=	97.764%	
66) Toluene-D8 (S)	8.05	98	412111	24.62	ppb	0.00
Spiked Amount	25.000		Recovery	=	98.464%	
74) 4-Bromofluorobenzene(S)	10.68	95	166312	24.60	ppb	0.00
Spiked Amount	25.000		Recovery	=	98.388%	
Target Compounds						
3) Dichlorodifluoromethane	1.18	85	23248	9.52	ppb	98
4) Freon 114	1.29	85	16154	11.81	ppb	81
5) Chloromethane	1.33	50	13730	9.43	ppb	91
6) Vinyl chloride	1.42	62	16330	9.09	ppb	99
8) Bromomethane	1.68	94	13271	8.74	ppb	98
9) Chloroethane	1.77	64	10562	9.18	ppb	92
10) Dichlorofluoromethane	1.97	67	31774	8.06	ppb	97
11) Trichlorofluoromethane	2.00	101	44881	9.52	ppb	96
13) Acrolein	2.44	56	24941	109.40	ppb	90
14) Acetone	2.61	43	26025	48.95	ppb	99
15) Freon-113	2.52	151	18195	9.49	ppb	94
16) Acetonitrile	2.93	41	16970	134.32	ppb	90
18) 1,2-Dichlorotrifluoroethan	1.97	67	31774	8.06	ppb	100
19) 1,1-DCE	2.51	61	26210	9.18	ppb	99
20) t-Butanol	3.34	59	23571	144.72	ppb	93
21) Methyl Acetate	2.99	43	6766	7.57	ppb	95
22) Iodomethane	2.66	142	14370	7.58	ppb	95
23) Acrylonitrile	3.43	53	4893	9.72	ppb	91
25) Methylene chloride	3.08	84	17714	9.61	ppb	94
26) Carbon disulfide	2.71	76	20832	8.97	ppb	# 92
27) Methyl t-butyl ether (MtBE)	3.47	73	56980	9.27	ppb	92
28) Trans-1,2-DCE	3.43	96	19186	9.64	ppb	92
29) 3-Methylpentane	3.46	57	9624	9.21	ppb	# 87
31) Diisopropyl Ether	4.24	45	35716	9.31	ppb	90
32) 1,1-DCA	4.06	63	30810	10.32	ppb	95
34) Ethyl tert Butyl Ether	4.77	59	45712	9.28	ppb	96
35) Methylcyclopentane	4.78	56	2359	11.28	ppb	100

(#) = qualifier out of range (m) = manual integration  
 1015M22.D M1015W.M Wed Oct 20 12:12:22 2021



Data File : M:\MAX\DATA\211015\1015M22.D  
 Acq On : 15 Oct 21 19:57  
 Sample : (SS) 10ug/L VOC STD 10/15/21  
 Misc : IS&S 8/4/21

Vial: 12  
 Operator: LP,DG,CH  
 Inst : Max  
 Multiplr: 1.00

Quant Time: Oct 16 14:01 2021

Quant Results File: M1015W.RES

Quant Method : M:\MAX\DATA\211015\M1015W.M (RTE Integrator)  
 Title : METHOD 8260B  
 Last Update : Sat Oct 16 14:01:48 2021  
 Response via : Initial Calibration  
 DataAcq Meth : M8260

Compound	R.T.	QIon	Response	Conc	Unit	Qvalue
36) MEK (2-Butanone)	4.99	43	28077	50.51	ppb	# 93
37) Cis-1,2-DCE	4.91	96	19914	9.03	ppb	92
38) 2,2-Dichloropropane	4.89	77	34376	8.97	ppb	97
39) Chloroform	5.36	83	39302	10.14	ppb	97
40) Bromochloromethane	5.22	130	15775	9.10	ppb	95
42) 1,1,1-TCA	5.54	97	45646	10.03	ppb	94
43) Cyclohexane	5.59	41	11131	8.55	ppb	86
44) 1,1-Dichloropropene	5.75	75	24083	9.75	ppb	95
45) 2,2,4-Trimethylpentane	6.12	57	27765	8.67	ppb	86
47) Carbon Tetrachloride	5.74	117	41049	9.59	ppb	95
48) Tert Amyl Methyl Ether	6.18	73	45547	9.38	ppb	96
49) 1,2-DCA	6.04	62	37921	9.89	ppb	97
50) Benzene	5.99	78	67483	9.44	ppb	96
51) TCE	6.75	95	22638	9.89	ppb	91
52) 2-Pentanone	7.01	43	116600	125.50	ppb	100
53) 1,2-Dichloropropane	7.00	63	7545	9.49	ppb	# 91
54) Bromodichloromethane	7.31	83	31868	9.93	ppb	97
55) Methyl Cyclohexane	6.94	83	23967	9.74	ppb	90
56) Dibromomethane	7.12	93	12407	8.88	ppb	93
57) MIBK (methyl isobutyl ket	7.98	43	63733	53.64	ppb	95
58) 1-Bromo-2-chloroethane	7.62	144	4192	9.33	ppb	75
60) Cis-1,3-Dichloropropene	7.79	75	29014	10.09	ppb	96
61) Toluene	8.12	91	81096	9.81	ppb	99
62) Trans-1,3-Dichloropropene	8.37	75	28562	10.02	ppb	97
63) 1,1,2-TCA	8.55	83	12396	9.67	ppb	88
64) 2-Hexanone	8.83	43	42858	53.33	ppb	97
67) 1,2-EDB	9.03	107	18534	9.64	ppb	93
68) Tetrachloroethene	8.66	164	19760	10.45	ppb	# 76
69) 1-Chlorohexane	9.53	91	12619	8.73	ppb	96
70) 1,1,1,2-Tetrachloroethane	9.62	131	27467	10.14	ppb	93
71) m&p-Xylene	9.77	106	81898	19.89	ppb	97
72) o-Xylene	10.16	106	41097	9.52	ppb	90
73) Styrene	10.18	104	67486	10.38	ppb	# 95
75) 1,3-Dichloropropane	8.71	76	26810	9.49	ppb	92
76) Dibromochloromethane	8.93	129	28373	10.03	ppb	98
77) Chlorobenzene	9.53	112	60543	9.59	ppb	98
78) Ethylbenzene	9.65	91	96264	9.63	ppb	99
79) Bromoform	10.35	173	22475	9.58	ppb	89
81) Isopropylbenzene	10.53	105	106724	9.71	ppb	99
82) 1,1,2,2-Tetrachloroethane	10.84	83	17225	9.13	ppb	# 88
83) 1,2,3-Trichloropropane	10.87	110	9505	10.08	ppb	85
84) t-1,4-Dichloro-2-Butene	10.90	53	4599	9.60	ppb	75

(#) = qualifier out of range (m) = manual integration  
 1015M22.D M1015W.M Wed Oct 20 12:12:22 2021

Data File : M:\MAX\DATA\211015\1015M22.D  
 Acq On : 15 Oct 21 19:57  
 Sample : (SS) 10ug/L VOC STD 10/15/21  
 Misc : IS&S 8/4/21

Vial: 12  
 Operator: LP, DG, CH  
 Inst : Max  
 Multiplr: 1.00

Quant Time: Oct 16 14:01 2021

Quant Results File: M1015W.RES

Quant Method : M:\MAX\DATA\211015\M1015W.M (RTE Integrator)  
 Title : METHOD 8260B  
 Last Update : Sat Oct 16 14:01:48 2021  
 Response via : Initial Calibration  
 DataAcq Meth : M8260

Compound	R.T.	QIon	Response	Conc	Unit	Qvalue
85) Bromobenzene	10.81	156	34477	9.58	ppb	91
86) n-Propylbenzene	10.94	91	107263	9.88	ppb	94
87) 4-Ethyltoluene	11.06	105	93970	9.38	ppb	94
88) 2-Chlorotoluene	11.01	91	82030	9.53	ppb	94
89) 1,3,5-Trimethylbenzene	11.12	105	94620	10.09	ppb	96
90) 4-Chlorotoluene	11.13	91	83509	9.77	ppb	98
91) Tert-Butylbenzene	11.44	119	53776	10.39	ppb	96
92) 1,2,4-Trimethylbenzene	11.49	105	93466	10.52	ppb	98
93) Sec-Butylbenzene	11.66	105	104477	10.55	ppb	99
94) p-Isopropyltoluene	11.81	119	100883	10.53	ppb	97
95) Benzyl Chloride	11.99	91	19077	8.41	ppb	97
96) 1,3-DCB	11.75	146	63689	10.17	ppb	94
97) 1,4-DCB	11.84	146	61660	9.67	ppb	97
98) n-Butylbenzene	12.22	91	59181	9.26	ppb	96
99) 1,2-DCB	12.21	146	59914	9.77	ppb	96
100) Hexachloroethane	12.46	117	16207	10.10	ppb	91
101) 1,2-Dibromo-3-chloropropan	12.99	75	4572	8.68	ppb	# 90
102) 1,2,4-Trichlorobenzene	13.81	180	19312	8.25	ppb	89
103) Hexachlorobutadiene	13.99	225	23401	9.03	ppb	92
104) Naphthalene	14.06	128	40355	9.11	ppb	99
105) 1,2,3-Trichlorobenzene	14.30	180	26595	8.69	ppb	90

Quantitation Report


Data File : M:\MAX\DATA\211015\1015M22.D  
Acq On : 15 Oct 21 19:57  
Sample : (SS) 10ug/L VOC STD 10/15/21  
Misc : IS&S 8/4/21

Vial: 12  
Operator: LP, DG, CH  
Inst : Max  
Multiplr: 1.00

Quant Time: Oct 16 14:01 2021

Quant Results File: M1015W.RES

Method : M:\MAX\DATA\211015\M1015W.M (RTE Integrator)  
Title : METHOD 8260B  
Last Update : Sat Oct 16 14:01:48 2021  
Response via : Initial Calibration



VOLATILE ORGANIC ANALYSIS BY  
EPA METHOD 8260B

Form 7

Continuing Calibration

Lab Name: APPL, Inc.  
Case No: \_\_\_\_\_  
Matrix: Water

SDG No: \_\_\_\_\_  
Date Analyzed: 2 Nov 21 10:01  
Instrument: Max  
Initial Cal. Date: 10/15/2021  
Data File: 1102M03.D

		Compound	MEAN	CCRF	%D	%Drift
1	I	Fluorobenzene (IS)	ISTD			I
2	TM	Chlorotrifluoroethene	0.0000	0.0108	0.00	TM
3	TM	Dichlorodifluoromethane	0.1497	0.1607	7.4	TM
4	TM	Freon 114	0.0839	0.0988	18	TM
5	TM**	Chloromethane	0.0893	0.0884	1.1	TM**
6	TM*	Vinyl chloride	0.1101	0.0941	15	TM*
7	TM	2-Chloro-1,1,1-trifluoroethane	0.0000	0.0035	0.00	TM
8	TM	Bromomethane	0.0931	0.1066	15	TM
9	TML	Chloroethane	0.0844	0.0724	14	TML 1.3
10	TM	Dichlorofluoromethane	0.2416	0.2511	3.9	TM
11	TM	Trichlorofluoromethane	0.2889	0.2832	2.0	TM
12	TM	2,2-Dichloro-1,1,1-trifluoroethane	0.0000	0.0002	0.00	TM
13	TMQ	Acrolein	0.0145	0.0121	16	TMQ 14
14	TM	Acetone	0.0326	0.0298	8.6	TM
15	TM	Freon-113	0.1176	0.1162	1.2	TM
16	TM	Acetonitrile	0.0077	0.0076	2.1	TM
17	TML	2-propanol	0.0000	0.0011	0.00	TML
18	TM	1,2-Dichlorotrifluoroethane	0.2416	0.2511	3.9	TM
19	TM*	1,1-DCE	0.1751	0.1594	8.9	TM*
20	TMQ	t-Butanol	0.0101	0.0115	13	TMQ 15
21	TMQ	Methyl Acetate	0.0528	0.0504	4.5	TMQ 8.1
22	TML	Iodomethane	0.1096	0.1169	6.7	TML 3.5
23	TML	Acrylonitrile	0.0252	0.0359	43	TML 17
24	TM	Methylene chloride	0.1130	0.1155	2.2	TM
25	TM	Carbon disulfide	0.1424	0.1422	0.15	TM
26	TM	Methyl t-butyl ether (MtBE)	0.3769	0.4089	8.5	TM
27	TM	Trans-1,2-DCE	0.1221	0.1140	6.6	TM
28	TML	3-Methylpentane	0.0702	0.0571	19	TML 11
29	TM	Hexane	0.0000	0.0005	0.00	TM
30	TM	Diisopropyl Ether	0.2351	0.2522	7.3	TM
31	TM**	1,1-DCA	0.1831	0.1826	0.24	TM**
32	TM	Ethyl tert Butyl Ether	0.3021	0.3115	3.1	TM
33	TML	Methylcyclopentane	0.0160	0.0144	9.8	TML 12
34	TM	MEK (2-Butanone)	0.0341	0.0367	7.7	TM
35	TM	Cis-1,2-DCE	0.1352	0.1395	3.1	TM
36	TM	2,2-Dichloropropane	0.2349	0.2587	10	TM
37	TM*	Chloroform	0.2377	0.2589	8.9	TM*
38	TML	Bromochloromethane	0.1040	0.1058	1.8	TML 0.01
39	S	Dibromofluoromethane(S)	0.3105	0.3104	0.01	S
40	TM	1,1,1-TCA	0.2791	0.2989	7.1	TM
Average					7.2	

VOLATILE ORGANIC ANALYSIS BY  
EPA METHOD 8260B

Form 7

Continuing Calibration

Lab Name: APPL, Inc.  
Case No: \_\_\_\_\_  
Matrix: Water

SDG No: \_\_\_\_\_  
Date Analyzed: 2 Nov 21 10:01  
Instrument: Max  
Cal. Date: 10/15/2021  
Data File: 1102M03.D

		Compound	MEAN	CCRF	%D	%Drift
41	TM	Cyclohexane	0.0798	0.0767	3.9	TM
42	TM	1,1-Dichloropropene	0.1514	0.1542	1.8	TM
43	TM	2,2,4-Trimethylpentane	0.1964	0.2102	7.1	TM
44	S	1,2-DCA-D4(S)	0.2166	0.2212	2.1	S
45	TM	Carbon Tetrachloride	0.2625	0.2660	1.3	TM
46	TM	Tert Amyl Methyl Ether	0.2978	0.3241	8.8	TM
47	TM	1,2-DCA	0.2350	0.2463	4.8	TM
48	TM	Benzene	0.4384	0.4201	4.2	TM
49	TM	TCE	0.1404	0.1371	2.3	TM
50	TM	2-Pentanone	0.0570	0.0609	7.0	TM
51	TM*L	1,2-Dichloropropane	0.0476	0.0483	1.4	TM*L 0.77
52	TM	Bromodichloromethane	0.1968	0.2037	3.5	TM
53	TML	Methyl Cyclohexane	0.1542	0.1549	0.47	TML 2.6
54	TM	Dibromomethane	0.0856	0.0810	5.3	TM
55	TM	MIBK (methyl isobutyl ketone)	0.0729	0.0798	9.5	TM
56	TML	1-Bromo-2-chloroethane	0.0245	0.0297	21	TML 8.0
57	TM	2-Chloroethyl vinyl ether	0.0000	0.0000	0.00	TM
58	TM	Cis-1,3-Dichloropropene	0.1763	0.1973	12	TM
59	TM*	Toluene	0.5070	0.5316	4.9	TM*
60	TM	Trans-1,3-Dichloropropene	0.1749	0.1915	9.5	TM
61	TM	1,1,2-TCA	0.0786	0.0752	4.3	TM
62	TM	2-Hexanone	0.0493	0.0529	7.5	TM
63	I	Chlorobenzene-D5 (IS)	ISTD			I
64	S	Toluene-D8(S)	1.149	1.161	1.0	S
65	TM	1,2-EDB	0.1319	0.1304	1.2	TM
66	TML	Tetrachloroethene	0.2207	0.1230	44	TML 6.6
67	TM	1-Chlorohexane	0.0992	0.0993	0.12	TM
68	TM	1,1,1,2-Tetrachloroethane	0.1860	0.1967	5.8	TM
69	TM	m&p-Xylene	0.2826	0.2955	4.5	TM
70	TM	o-Xylene	0.2964	0.2951	0.44	TM
71	TM	Styrene	0.4463	0.4705	5.4	TM
72	S	4-Bromofluorobenzene(S)	0.4641	0.4714	1.6	S
73	TM	1,3-Dichloropropane	0.1940	0.1705	12	TM
74	TM	Dibromochloromethane	0.1941	0.1905	1.8	TM
75	TM**	Chlorobenzene	0.4334	0.4438	2.4	TM**
76	TM*	Ethylbenzene	0.6860	0.6948	1.3	TM*
77	TM**	Bromoform	0.1611	0.1615	0.26	TM**
78	I	1,4-Dichlorobenzene-D (IS)	ISTD			I
79	TM	Isopropylbenzene	1.166	1.164	0.12	TM
80	TM**	1,1,2,2-Tetrachloroethane	0.2001	0.1884	5.8	TM**

Average

5.5

VOLATILE ORGANIC ANALYSIS BY  
EPA METHOD 8260B

Form 7

Continuing Calibration

Lab Name: APPL, Inc.  
Case No: \_\_\_\_\_  
Matrix: Water

SDG No: \_\_\_\_\_  
Date Analyzed: 2 Nov 21 10:01  
Instrument: Max  
Cal. Date: 10/15/2021  
Data File: 1102M03.D

		Compound	MEAN	CCRF	%D	%Drift
81	TM	1,2,3-Trichloropropane	0.1000	0.1058	5.8	TM
82	TML	t-1,4-Dichloro-2-Butene	0.0601	0.0538	11	TML 5.5
83	TM	Bromobenzene	0.3816	0.4003	4.9	TM
84	TM	n-Propylbenzene	1.151	1.194	3.7	TM
85	TM	4-Ethyltoluene	1.063	1.119	5.3	TM
86	TM	2-Chlorotoluene	0.9129	0.9293	1.8	TM
87	TM	1,3,5-Trimethylbenzene	0.9948	1.045	5.1	TM
88	TM	4-Chlorotoluene	0.9068	0.8963	1.2	TM
89	TM	Tert-Butylbenzene	0.5492	0.6066	10	TM
90	TM	1,2,4-Trimethylbenzene	0.9425	1.010	7.2	TM
91	TM	Sec-Butylbenzene	1.051	1.112	5.8	TM
92	TM	p-Isopropyltoluene	1.016	1.069	5.2	TM
93	TM	Benzyl Chloride	0.2406	0.2579	7.2	TM
94	TM	1,3-DCB	0.6644	0.6811	2.5	TM
95	TM	1,4-DCB	0.6767	0.6822	0.81	TM
96	TML	n-Butylbenzene	0.5721	0.6281	9.8	TML 7.4
97	TM	1,2-DCB	0.6504	0.6456	0.74	TM
98	TM	Hexachloroethane	0.1703	0.1827	7.3	TM
99	TML	1,2-Dibromo-3-chloropropane	0.0437	0.0526	20	TML 6.7
100	TML	1,2,4-Trichlorobenzene	0.1936	0.2119	9.4	TML 15
101	TML	Hexachlorobutadiene	0.2401	0.2567	6.9	TML 7.0
102	TMQ	Naphthalene	0.4088	0.4033	1.3	TMQ 13
103	TML	1,2,3-Trichlorobenzene	0.2371	0.2682	13	TML 16
104						
105						
106						
107						
108						
109						
110						
111						
112						
113						
114						
115						
116						
117						
118						
119						
120						

Average

6.3

Data File : M:\MAX\DATA\211029\1102M03.D  
 Acq On : 2 Nov 21 10:01  
 Sample : 211102A CCV/LCS 10ug/L  
 Misc : IS&S 8/4/21

Vial: 3  
 Operator: LP,DG,CH  
 Inst : Max  
 Multiplr: 1.00

Quant Time: Nov 2 10:28 2021

Quant Results File: M1015W.RES

Quant Method : M:\MAX\DATA\211015\M1015W.M (RTE Integrator)  
 Title : METHOD 8260B  
 Last Update : Sat Oct 16 14:01:48 2021  
 Response via : Initial Calibration  
 DataAcq Meth : M8260

Internal Standards	R.T.	QIon	Response	Conc	Units	Dev (Min)
1) Fluorobenzene (IS)	6.37	96	367144	25.00	ppb	0.03
65) Chlorobenzene-D5 (IS)	9.52	117	349682	25.00	ppb	0.03
80) 1,4-Dichlorobenzene-D (IS)	11.84	152	224818	25.00	ppb	0.02
<b>System Monitoring Compounds</b>						
41) Dibromofluoromethane (S)	5.59	111	113978	25.00	ppb	0.03
Spiked Amount				25.000		
					Recovery =	99.984%
46) 1,2-DCA-D4 (S)	5.98	65	81200	25.53	ppb	0.03
Spiked Amount				25.000		
					Recovery =	102.128%
66) Toluene-D8 (S)	8.08	98	405942	25.26	ppb	0.03
Spiked Amount				25.000		
					Recovery =	101.028%
74) 4-Bromofluorobenzene (S)	10.70	95	164846	25.40	ppb	0.02
Spiked Amount				25.000		
					Recovery =	101.580%
<b>Target Compounds</b>						<b>Qvalue</b>
3) Dichlorodifluoromethane	1.19	85	23600	10.74	ppb	96
4) Freon 114	1.30	85	14516	11.79	ppb	84
5) Chloromethane	1.34	50	12978	9.89	ppb	98
6) Vinyl chloride	1.43	62	13825	8.55	ppb	97
8) Bromomethane	1.69	94	15659	11.46	ppb	85
9) Chloroethane	1.79	64	10631	10.13	ppb	90
10) Dichlorofluoromethane	1.98	67	36871	10.39	ppb	95
11) Trichlorofluoromethane	2.02	101	41589	9.80	ppb	100
13) Acrolein	2.46	56	22155	107.96	ppb	99
14) Acetone	2.63	43	21868	45.68	ppb	95
15) Freon-113	2.55	151	17062	9.88	ppb	89
16) Acetonitrile	2.95	41	13917	122.34	ppb	97
18) 1,2-Dichlorotrifluoroethan	1.98	67	36871	10.39	ppb	100
19) 1,1-DCE	2.53	61	23410	9.11	ppb	97
20) t-Butanol	3.38	59	21027	143.20	ppb	# 89
21) Methyl Acetate	3.02	43	7403	9.19	ppb	# 65
22) Iodomethane	2.68	142	17173	9.65	ppb	93
23) Acrylonitrile	3.46	53	5278	11.67	ppb	# 91
25) Methylene chloride	3.11	84	16955	10.22	ppb	89
26) Carbon disulfide	2.73	76	20880	9.98	ppb	93
27) Methyl t-butyl ether (MtBE)	3.50	73	60052	10.85	ppb	# 89
28) Trans-1,2-DCE	3.46	96	16739	9.34	ppb	93
29) 3-Methylpentane	3.49	57	8385	8.89	ppb	84
31) Diisopropyl Ether	4.28	45	37037	10.73	ppb	94
32) 1,1-DCA	4.09	63	26822	9.98	ppb	95
34) Ethyl tert Butyl Ether	4.80	59	45752	10.31	ppb	94
35) Methylcyclopentane	4.81	56	2115	11.23	ppb	100

(#) = qualifier out of range (m) = manual integration  
 1102M03.D M1015W.M Tue Nov 02 13:40:19 2021

Data File : M:\MAX\DATA\211029\1102M03.D  
 Acq On : 2 Nov 21 10:01  
 Sample : 211102A CCV/LCS 10ug/L  
 Misc : IS&S 8/4/21

Vial: 3  
 Operator: LP,DG,CH  
 Inst : Max  
 Multiplr: 1.00

Quant Time: Nov 2 10:28 2021

Quant Results File: M1015W.RES

Quant Method : M:\MAX\DATA\211015\M1015W.M (RTE Integrator)  
 Title : METHOD 8260B  
 Last Update : Sat Oct 16 14:01:48 2021  
 Response via : Initial Calibration  
 DataAcq Meth : M8260

Compound	R.T.	QIon	Response	Conc	Unit	Qvalue
36) MEK (2-Butanone)	5.02	43	26952	53.85	ppb	96
37) Cis-1,2-DCE	4.95	96	20480	10.31	ppb	87
38) 2,2-Dichloropropane	4.93	77	37994	11.01	ppb	97
39) Chloroform	5.39	83	38016	10.89	ppb	96
40) Bromochloromethane	5.26	130	15541	10.00	ppb	97
42) 1,1,1-TCA	5.57	97	43892	10.71	ppb	97
43) Cyclohexane	5.62	41	11264	9.61	ppb	81
44) 1,1-Dichloropropene	5.78	75	22646	10.18	ppb	97
45) 2,2,4-Trimethylpentane	6.15	57	30876	10.71	ppb	90
47) Carbon Tetrachloride	5.77	117	39071	10.13	ppb	96
48) Tert Amyl Methyl Ether	6.21	73	47601	10.88	ppb	95
49) 1,2-DCA	6.07	62	36177	10.48	ppb	96
50) Benzene	6.02	78	61699	9.58	ppb	94
51) TCE	6.78	95	20141	9.77	ppb	82
52) 2-Pentanone	7.03	43	111839	133.69	ppb	96
53) 1,2-Dichloropropane	7.02	63	7094	9.92	ppb	94
54) Bromodichloromethane	7.34	83	29921	10.35	ppb	98
55) Methyl Cyclohexane	6.96	83	22750	10.26	ppb	93
56) Dibromomethane	7.15	93	11902	9.47	ppb	97
57) MIBK (methyl isobutyl ket	8.00	43	58560	54.74	ppb	98
58) 1-Bromo-2-chloroethane	7.65	144	4369	10.80	ppb	# 68
60) Cis-1,3-Dichloropropene	7.81	75	28980	11.19	ppb	88
61) Toluene	8.14	91	78069	10.49	ppb	99
62) Trans-1,3-Dichloropropene	8.40	75	28126	10.95	ppb	97
63) 1,1,2-TCA	8.57	83	11048	9.57	ppb	94
64) 2-Hexanone	8.85	43	38879	53.73	ppb	97
67) 1,2-EDB	9.05	107	18233	9.88	ppb	94
68) Tetrachloroethene	8.69	164	17200	9.34	ppb	90
69) 1-Chlorohexane	9.56	91	13896	10.01	ppb	90
70) 1,1,1,2-Tetrachloroethane	9.64	131	27511	10.58	ppb	93
71) m&p-Xylene	9.79	106	82653	20.91	ppb	93
72) o-Xylene	10.19	106	41275	9.96	ppb	83
73) Styrene	10.20	104	65804	10.54	ppb	96
75) 1,3-Dichloropropane	8.74	76	23852	8.79	ppb	85
76) Dibromochloromethane	8.96	129	26644	9.82	ppb	90
77) Chlorobenzene	9.55	112	62076	10.24	ppb	98
78) Ethylbenzene	9.67	91	97186	10.13	ppb	97
79) Bromoform	10.37	173	22592	10.03	ppb	97
81) Isopropylbenzene	10.55	105	104715	9.99	ppb	98
82) 1,1,2,2-Tetrachloroethane	10.87	83	16944	9.42	ppb	94
83) 1,2,3-Trichloropropane	10.89	110	9513	10.58	ppb	# 77
84) t-1,4-Dichloro-2-Butene	10.92	53	4835	10.55	ppb	92

(#) = qualifier out of range (m) = manual integration



Data File : M:\MAX\DATA\211029\1102M03.D  
 Acq On : 2 Nov 21 10:01  
 Sample : 211102A CCV/LCS 10ug/L  
 Misc : IS&S 8/4/21

Vial: 3  
 Operator: LP,DG,CH  
 Inst : Max  
 Multiplr: 1.00

Quant Time: Nov 2 10:28 2021

Quant Results File: M1015W.RES

Quant Method : M:\MAX\DATA\211015\M1015W.M (RTE Integrator)  
 Title : METHOD 8260B  
 Last Update : Sat Oct 16 14:01:48 2021  
 Response via : Initial Calibration  
 DataAcq Meth : M8260

Compound	R.T.	QIon	Response	Conc	Unit	Qvalue
85) Bromobenzene	10.84	156	35996	10.49	ppb	91
86) n-Propylbenzene	10.97	91	107340	10.37	ppb	98
87) 4-Ethyltoluene	11.08	105	100651	10.53	ppb	94
88) 2-Chlorotoluene	11.04	91	83567	10.18	ppb	90
89) 1,3,5-Trimethylbenzene	11.14	105	93996	10.51	ppb	99
90) 4-Chlorotoluene	11.15	91	80601	9.88	ppb	97
91) Tert-Butylbenzene	11.46	119	54552	11.05	ppb	96
92) 1,2,4-Trimethylbenzene	11.51	105	90816	10.72	ppb	100
93) Sec-Butylbenzene	11.68	105	99983	10.58	ppb	95
94) p-Isopropyltoluene	11.83	119	96104	10.52	ppb	96
95) Benzyl Chloride	12.01	91	23188	10.72	ppb	98
96) 1,3-DCB	11.78	146	61247	10.25	ppb	94
97) 1,4-DCB	11.87	146	61350	10.08	ppb	94
98) n-Butylbenzene	12.24	91	56480	9.26	ppb	97
99) 1,2-DCB	12.23	146	58057	9.93	ppb	97
100) Hexachloroethane	12.48	117	16429	10.73	ppb	93
101) 1,2-Dibromo-3-chloropropan	13.02	75	4733	9.33	ppb	82
102) 1,2,4-Trichlorobenzene	13.83	180	19056	8.46	ppb	91
103) Hexachlorobutadiene	14.01	225	23088	9.30	ppb	97
104) Naphthalene	14.08	128	36272	8.65	ppb	97
105) 1,2,3-Trichlorobenzene	14.32	180	24114	8.39	ppb	99

Quantitation Report


Data File : M:\MAX\DATA\211029\1102M03.D  
Acq On : 2 Nov 21 10:01  
Sample : 211102A CCV/LCS 10ug/L  
Misc : IS&S 8/4/21

Vial: 3  
Operator: LP,DG,CH  
Inst : Max  
Multiplr: 1.00

Quant Time: Nov 2 10:28 2021

Quant Results File: M1015W.RES

Method : M:\MAX\DATA\211015\M1015W.M (RTE Integrator)  
Title : METHOD 8260B  
Last Update : Sat Oct 16 14:01:48 2021  
Response via : Initial Calibration



VOLATILE ORGANIC ANALYSIS BY  
EPA METHOD 8260B

Form 7

Ending Continuing Calibration

Lab Name: APPL, Inc.  
Case No: \_\_\_\_\_  
Matrix: Water

SDG No: \_\_\_\_\_  
Date Analyzed: 2 Nov 21 19:57  
Instrument: Max  
Initial Cal. Date: 10/15/2021  
Data File: 1102M24.D

		Compound	MEAN	CCRF	%D	%Drift
1	I	Fluorobenzene (IS)	ISTD			I
2	TM	Chlorotrifluoroethene	0.0000	0.0168	0.00	TM
3	TM	Dichlorodifluoromethane	0.1497	0.1422	5.0	TM
4	TM	Freon 114	0.0839	0.0866	3.2	TM
5	TM**	Chloromethane	0.0893	0.0730	18	TM**
6	TM*	Vinyl chloride	0.1101	0.0921	16	TM*
7	TM	2-Chloro-1,1,1-trifluoroethane	0.0000	0.0021	0.00	TM
8	TM	Bromomethane	0.0931	0.1038	11	TM
9	TML	Chloroethane	0.0844	0.0666	21	TML 6.0
10	TM	Dichlorofluoromethane	0.2416	0.2290	5.2	TM
11	TM	Trichlorofluoromethane	0.2889	0.2994	3.6	TM
12	TMQ	Acrolein	0.0145	0.0122	15	TMQ 13
13	TM	Acetone	0.0326	0.0330	1.1	TM
14	TM	Freon-113	0.1176	0.1137	3.3	TM
15	TM	Acetonitrile	0.0077	0.0074	4.1	TM
16	TML	2-propanol	0.0000	0.0008	0.00	TML
17	TM	1,2-Dichlorotrifluoroethane	0.2416	0.2290	5.2	TM
18	TM*	1,1-DCE	0.1751	0.1600	8.6	TM*
19	TMQ	t-Butanol	0.0101	0.0114	13	TMQ 14
20	TMQ	Methyl Acetate	0.0528	0.0522	1.2	TMQ 4.9
21	TML	Iodomethane	0.1096	0.0973	11	TML 18
22	TML	Acrylonitrile	0.0252	0.0299	19	TML 3.0
23	TM	2-Methylpentane	0.0000	0.0001	0.00	TM
24	TM	Methylene chloride	0.1130	0.1074	5.0	TM
25	TM	Carbon disulfide	0.1424	0.1317	7.5	TM
26	TM	Methyl t-butyl ether (MtBE)	0.3769	0.3895	3.3	TM
27	TM	Trans-1,2-DCE	0.1221	0.1152	5.6	TM
28	TML	3-Methylpentane	0.0702	0.0705	0.42	TML 11
29	TM	Hexane	0.0000	0.0006	0.00	TM
30	TM	Diisopropyl Ether	0.2351	0.2362	0.49	TM
31	TM**	1,1-DCA	0.1831	0.1838	0.38	TM**
32	TM	Ethyl tert Butyl Ether	0.3021	0.3114	3.1	TM
33	TML	Methylcyclopentane	0.0160	0.0135	15	TML 4.6
34	TM	MEK (2-Butanone)	0.0341	0.0349	2.5	TM
35	TM	Cis-1,2-DCE	0.1352	0.1276	5.6	TM
36	TM	2,2-Dichloropropane	0.2349	0.1870	20	TM
37	TM*	Chloroform	0.2377	0.2655	12	TM*
38	TML	Bromochloromethane	0.1040	0.1067	2.6	TML 0.86
39	S	Dibromofluoromethane(S)	0.3105	0.3306	6.5	S
40	TM	1,1,1-TCA	0.2791	0.2932	5.1	TM
Average					6.7	

VOLATILE ORGANIC ANALYSIS BY  
EPA METHOD 8260B

Form 7

Ending Continuing Calibration

Lab Name: APPL, Inc.  
Case No: \_\_\_\_\_  
Matrix: Water

SDG No: \_\_\_\_\_  
Date Analyzed: 2 Nov 21 19:57  
Instrument: Max  
Cal. Date: 10/15/2021  
Data File: 1102M24.D

		Compound	MEAN	CCRF	%D	%Drift
41	TM	Cyclohexane	0.0798	0.0708	11	TM
42	TM	1,1-Dichloropropene	0.1514	0.1434	5.3	TM
43	TM	2,2,4-Trimethylpentane	0.1964	0.1775	9.6	TM
44	S	1,2-DCA-D4(S)	0.2166	0.2350	8.5	S
45	TM	Carbon Tetrachloride	0.2625	0.2509	4.4	TM
46	TM	Tert Amyl Methyl Ether	0.2978	0.3056	2.6	TM
47	TM	1,2-DCA	0.2350	0.2478	5.5	TM
48	TM	Benzene	0.4384	0.4147	5.4	TM
49	TM	TCE	0.1404	0.1313	6.4	TM
50	TM	2-Pentanone	0.0570	0.0586	2.9	TM
51	TM*L	1,2-Dichloropropane	0.0476	0.0456	4.3	TM*L 6.6
52	TM	Bromodichloromethane	0.1968	0.2070	5.2	TM
53	TML	Methyl Cyclohexane	0.1542	0.1328	14	TML 12
54	TM	Dibromomethane	0.0856	0.0763	11	TM
55	TM	MIBK (methyl isobutyl ketone)	0.0729	0.0750	3.0	TM
56	TML	1-Bromo-2-chloroethane	0.0245	0.0249	1.7	TML 9.4
57	TM	2-Chloroethyl vinyl ether	0.0000	0.0000	0.00	TM
58	TM	Cis-1,3-Dichloropropene	0.1763	0.1684	4.5	TM
59	TM*	Toluene	0.5070	0.5067	0.06	TM*
60	TM	Trans-1,3-Dichloropropene	0.1749	0.1729	1.1	TM
61	TM	1,1,2-TCA	0.0786	0.0733	6.8	TM
62	TM	2-Hexanone	0.0493	0.0496	0.57	TM
63	I	Chlorobenzene-D5 (IS)	ISTD			I
64	S	Toluene-D8(S)	1.149	1.183	3.0	S
65	TM	1,2-EDB	0.1319	0.1279	3.0	TM
66	TML	Tetrachloroethene	0.2207	0.1255	43	TML 4.4
67	TM	1-Chlorohexane	0.0992	0.0864	13	TM
68	TM	1,1,1,2-Tetrachloroethane	0.1860	0.1953	5.0	TM
69	TM	m&p-Xylene	0.2826	0.2856	1.1	TM
70	TM	o-Xylene	0.2964	0.2848	3.9	TM
71	TM	Styrene	0.4463	0.4615	3.4	TM
72	S	4-Bromofluorobenzene(S)	0.4641	0.4739	2.1	S
73	TM	1,3-Dichloropropane	0.1940	0.1800	7.2	TM
74	TM	Dibromochloromethane	0.1941	0.1900	2.1	TM
75	TM**	Chlorobenzene	0.4334	0.4373	0.92	TM**
76	TM*	Ethylbenzene	0.6860	0.6659	2.9	TM*
77	TM**	Bromoform	0.1611	0.1650	2.4	TM**
78	I	1,4-Dichlorobenzene-D (IS)	ISTD			I
79	TM	Isopropylbenzene	1.166	1.055	9.5	TM
80	TM**	1,1,2,2-Tetrachloroethane	0.2001	0.1770	12	TM**

Average

6.0

VOLATILE ORGANIC ANALYSIS BY  
EPA METHOD 8260B

Form 7

Ending Continuing Calibration

Lab Name: APPL, Inc.  
Case No: \_\_\_\_\_  
Matrix: Water

SDG No: \_\_\_\_\_  
Date Analyzed: 2 Nov 21 19:57  
Instrument: Max  
Cal. Date: 10/15/2021  
Data File: 1102M24.D

		Compound	MEAN	CCRF	%D	%Drift
81	TM	1,2,3-Trichloropropane	0.1000	0.0890	1.0	TM
82	TML	t-1,4-Dichloro-2-Butene	0.0601	0.0397	34	TML 21
83	TM	Bromobenzene	0.3816	0.3744	1.9	TM
84	TM	n-Propylbenzene	1.151	1.088	5.5	TM
85	TM	4-Ethyltoluene	1.063	1.063	0.04	TM
86	TM	2-Chlorotoluene	0.9129	0.8483	7.3	TM
87	TM	1,3,5-Trimethylbenzene	0.9948	0.9580	3.7	TM
88	TM	4-Chlorotoluene	0.9068	0.8612	5.0	TM
89	TM	Tert-Butylbenzene	0.5492	0.5785	5.3	TM
90	TM	1,2,4-Trimethylbenzene	0.9425	0.9439	0.15	TM
91	TM	Sec-Butylbenzene	1.051	1.062	1.0	TM
92	TM	p-Isopropyltoluene	1.016	1.035	1.9	TM
93	TM	Benzyl Chloride	0.2406	0.1865	22	TM
94	TM	1,3-DCB	0.6644	0.6461	2.8	TM
95	TM	1,4-DCB	0.6767	0.6117	9.6	TM
96	TML	n-Butylbenzene	0.5721	0.5731	0.16	TML 14
97	TM	1,2-DCB	0.6504	0.6353	2.3	TM
98	TM	Hexachloroethane	0.1703	0.1728	1.5	TM
99	TML	1,2-Dibromo-3-chloropropane	0.0437	0.0541	24	TML 4.4
100	TML	1,2,4-Trichlorobenzene	0.1936	0.2046	5.7	TML 18
101	TML	Hexachlorobutadiene	0.2401	0.2498	4.0	TML 9.2
102	TMQ	Naphthalene	0.4088	0.4059	0.70	TMQ 13
103	TML	1,2,3-Trichlorobenzene	0.2371	0.2521	6.3	TML 20
104						
105						
106						
107						
108						
109						
110						
111						
112						
113						
114						
115						
116						
117						
118						
119						
120						

Average

6.3

Data File : M:\MAX\DATA\211029\1102M24.D  
 Acq On : 2 Nov 21 19:57  
 Sample : Ending CCV 10ug/L 11/02/21  
 Misc : IS&S 8/4/21

Vial: 24  
 Operator: LP,DG,CH  
 Inst : Max  
 Multiplr: 1.00

Quant Time: Nov 3 4:49 2021

Quant Results File: M1015W.RES

Quant Method : M:\MAX\DATA\211015\M1015W.M (RTE Integrator)  
 Title : METHOD 8260B  
 Last Update : Sat Oct 16 14:01:48 2021  
 Response via : Initial Calibration  
 DataAcq Meth : M8260

Internal Standards	R.T.	QIon	Response	Conc	Units	Dev (Min)
1) Fluorobenzene (IS)	6.37	96	358819	25.00	ppb	0.03
65) Chlorobenzene-D5 (IS)	9.52	117	318291	25.00	ppb	0.02
80) 1,4-Dichlorobenzene-D (IS)	11.84	152	217546	25.00	ppb	0.02
System Monitoring Compounds						
41) Dibromofluoromethane (S)	5.59	111	118617	26.62	ppb	0.03
Spiked Amount						
			Recovery	=		106.468%
46) 1,2-DCA-D4 (S)	5.98	65	84328	27.13	ppb	0.03
Spiked Amount						
			Recovery	=		108.524%
66) Toluene-D8 (S)	8.07	98	376575	25.74	ppb	0.02
Spiked Amount						
			Recovery	=		102.964%
74) 4-Bromofluorobenzene (S)	10.70	95	150854	25.53	ppb	0.02
Spiked Amount						
			Recovery	=		102.128%
Target Compounds						
3) Dichlorodifluoromethane	1.19	85	20408	9.50	ppb	95
4) Freon 114	1.30	85	12426	10.32	ppb	80
5) Chloromethane	1.34	50	10473	8.17	ppb	96
6) Vinyl chloride	1.43	62	13215	8.36	ppb	85
8) Bromomethane	1.69	94	14891	11.15	ppb	91
9) Chloroethane	1.79	64	9552	9.40	ppb	97
10) Dichlorofluoromethane	1.98	67	32866	9.48	ppb	100
11) Trichlorofluoromethane	2.02	101	42974	10.36	ppb	98
13) Acrolein	2.45	56	21916	109.25	ppb	98
14) Acetone	2.63	43	23652	50.56	ppb	93
15) Freon-113	2.55	151	16321	9.67	ppb	94
16) Acetonitrile	2.95	41	13330	119.90	ppb	# 91
18) 1,2-Dichlorotrifluoroethan	1.98	67	32866	9.48	ppb	100
19) 1,1-DCE	2.53	61	22958	9.14	ppb	96
20) t-Butanol	3.37	59	20534	143.07	ppb	95
21) Methyl Acetate	3.01	43	7485	9.51	ppb	98
22) Iodomethane	2.68	142	13972	8.24	ppb	97
23) Acrylonitrile	3.46	53	4294	9.70	ppb	85
25) Methylene chloride	3.11	84	15414	9.50	ppb	92
26) Carbon disulfide	2.73	76	18904	9.25	ppb	97
27) Methyl t-butyl ether (MtBE)	3.49	73	55898	10.33	ppb	93
28) Trans-1,2-DCE	3.46	96	16537	9.44	ppb	97
29) 3-Methylpentane	3.50	57	10113	11.11	ppb	# 82
31) Diisopropyl Ether	4.27	45	33907	10.05	ppb	98
32) 1,1-DCA	4.09	63	26377	10.04	ppb	# 93
34) Ethyl tert Butyl Ether	4.80	59	44693	10.31	ppb	95
35) Methylcyclopentane	4.79	56	1942	10.46	ppb	100

(#) = qualifier out of range (m) = manual integration

Data File : M:\MAX\DATA\211029\1102M24.D  
 Acq On : 2 Nov 21 19:57  
 Sample : Ending CCV 10ug/L 11/02/21  
 Misc : IS&S 8/4/21

Vial: 24  
 Operator: LP, DG, CH  
 Inst : Max  
 Multiplr: 1.00

Quant Time: Nov 3 4:49 2021

Quant Results File: M1015W.RES

Quant Method : M:\MAX\DATA\211015\M1015W.M (RTE Integrator)  
 Title : METHOD 8260B  
 Last Update : Sat Oct 16 14:01:48 2021  
 Response via : Initial Calibration  
 DataAcq Meth : M8260

Compound	R.T.	QIon	Response	Conc	Unit	Qvalue
36) MEK (2-Butanone)	5.02	43	25076	51.27	ppb	95
37) Cis-1,2-DCE	4.94	96	18319	9.44	ppb	87
38) 2,2-Dichloropropane	4.92	77	26834	7.96	ppb	99
39) Chloroform	5.39	83	38104	11.17	ppb	93
40) Bromochloromethane	5.25	130	15315	10.09	ppb	92
42) 1,1,1-TCA	5.57	97	42085	10.51	ppb	91
43) Cyclohexane	5.61	41	10165	8.87	ppb	93
44) 1,1-Dichloropropene	5.78	75	20575	9.47	ppb	92
45) 2,2,4-Trimethylpentane	6.14	57	25482	9.04	ppb	85
47) Carbon Tetrachloride	5.77	117	36010	9.56	ppb	94
48) Tert Amyl Methyl Ether	6.21	73	43865	10.26	ppb	# 92
49) 1,2-DCA	6.06	62	35573	10.55	ppb	99
50) Benzene	6.02	78	59525	9.46	ppb	93
51) TCE	6.78	95	18852	9.36	ppb	76
52) 2-Pentanone	7.03	43	105161	128.62	ppb	97
53) 1,2-Dichloropropane	7.02	63	6540	9.34	ppb	98
54) Bromodichloromethane	7.34	83	29710	10.52	ppb	98
55) Methyl Cyclohexane	6.96	83	19058	8.82	ppb	84
56) Dibromomethane	7.15	93	10944	8.91	ppb	78
57) MIBK (methyl isobutyl ket)	8.00	43	53858	51.51	ppb	95
58) 1-Bromo-2-chloroethane	7.64	144	3578	9.06	ppb	# 61
60) Cis-1,3-Dichloropropene	7.81	75	24175	9.55	ppb	96
61) Toluene	8.14	91	72726	9.99	ppb	99
62) Trans-1,3-Dichloropropene	8.39	75	24823	9.89	ppb	98
63) 1,1,2-TCA	8.57	83	10517	9.32	ppb	96
64) 2-Hexanone	8.85	43	35559	50.28	ppb	# 94
67) 1,2-EDB	9.05	107	16290	9.70	ppb	94
68) Tetrachloroethene	8.69	164	15976	9.56	ppb	83
69) 1-Chlorohexane	9.55	91	10997	8.70	ppb	97
70) 1,1,1,2-Tetrachloroethane	9.64	131	24864	10.50	ppb	100
71) m&p-Xylene	9.79	106	72727	20.21	ppb	98
72) o-Xylene	10.18	106	36263	9.61	ppb	91
73) Styrene	10.20	104	58751	10.34	ppb	98
75) 1,3-Dichloropropane	8.73	76	22913	9.28	ppb	# 82
76) Dibromochloromethane	8.95	129	24184	9.79	ppb	99
77) Chlorobenzene	9.55	112	55681	10.09	ppb	97
78) Ethylbenzene	9.67	91	84775	9.71	ppb	99
79) Bromoform	10.37	173	21001	10.24	ppb	95
81) Isopropylbenzene	10.55	105	91802	9.05	ppb	92
82) 1,1,2,2-Tetrachloroethane	10.86	83	15399	8.84	ppb	90
83) 1,2,3-Trichloropropane	10.90	110	8614	9.90	ppb	# 81
84) t-1,4-Dichloro-2-Butene	10.92	53	3458	7.86	ppb	81

(#) = qualifier out of range (m) = manual integration

Data File : M:\MAX\DATA\211029\1102M24.D  
 Acq On : 2 Nov 21 19:57  
 Sample : Ending CCV 10ug/L 11/02/21  
 Misc : IS&S 8/4/21

Vial: 24  
 Operator: LP, DG, CH  
 Inst : Max  
 Multiplr: 1.00

Quant Time: Nov 3 4:49 2021

Quant Results File: M1015W.RES

Quant Method : M:\MAX\DATA\211015\M1015W.M (RTE Integrator)  
 Title : METHOD 8260B  
 Last Update : Sat Oct 16 14:01:48 2021  
 Response via : Initial Calibration  
 DataAcq Meth : M8260

Compound	R.T.	QIon	Response	Conc	Unit	Qvalue
85) Bromobenzene	10.83	156	32582	9.81	ppb	82
86) n-Propylbenzene	10.96	91	94648	9.45	ppb	98
87) 4-Ethyltoluene	11.08	105	92486	10.00	ppb	91
88) 2-Chlorotoluene	11.04	91	73642	9.27	ppb	91
89) 1,3,5-Trimethylbenzene	11.14	105	83364	9.63	ppb	97
90) 4-Chlorotoluene	11.14	91	74937	9.50	ppb	94
91) Tert-Butylbenzene	11.46	119	50344	10.53	ppb	95
92) 1,2,4-Trimethylbenzene	11.51	105	82136	10.02	ppb	99
93) Sec-Butylbenzene	11.68	105	92386	10.10	ppb	99
94) p-Isopropyltoluene	11.83	119	90063	10.19	ppb	97
95) Benzyl Chloride	12.01	91	16232	7.75	ppb	96
96) 1,3-DCB	11.77	146	56226	9.72	ppb	96
97) 1,4-DCB	11.86	146	53226	9.04	ppb	98
98) n-Butylbenzene	12.24	91	49867	8.57	ppb	97
99) 1,2-DCB	12.23	146	55280	9.77	ppb	98
100) Hexachloroethane	12.48	117	15036	10.15	ppb	92
101) 1,2-Dibromo-3-chloropropan	13.01	75	4705	9.56	ppb	89
102) 1,2,4-Trichlorobenzene	13.83	180	17808	8.25	ppb	93
103) Hexachlorobutadiene	14.01	225	21736	9.08	ppb	95
104) Naphthalene	14.07	128	35325	8.70	ppb	100
105) 1,2,3-Trichlorobenzene	14.32	180	21936	8.05	ppb	99



Quantitation Report

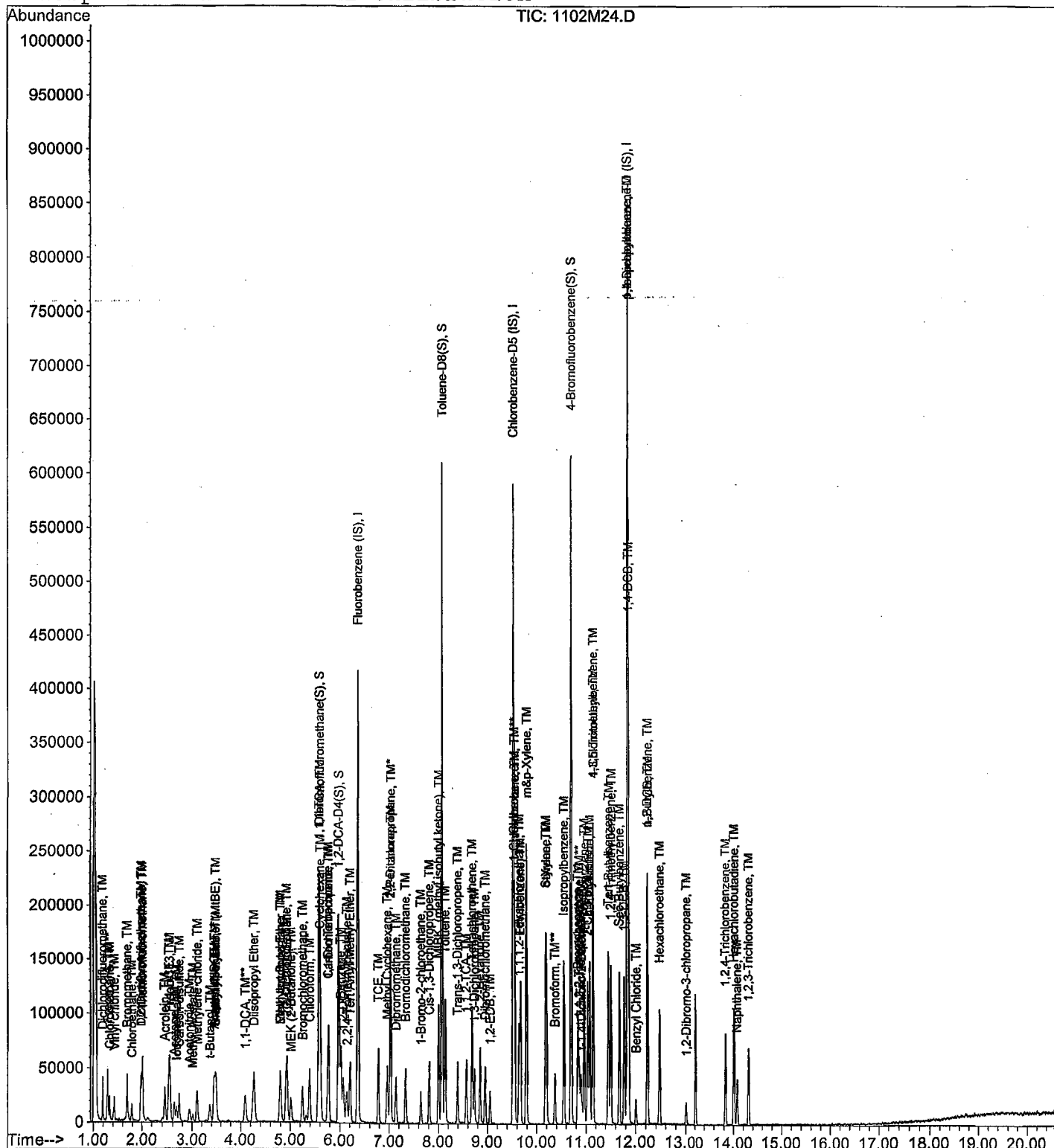
Data File : M:\MAX\DATA\211029\1102M24.D  
Acq On : 2 Nov 21 19:57  
Sample : Ending CCV 10ug/L 11/02/21  
Misc : IS&S 8/4/21

Vial: 24  
Operator: LP,DG,CH  
Inst : Max  
Multiplr: 1.00

Quant Time: Nov 3 4:49 2021

Quant Results File: M1015W.RES

Method : M:\MAX\DATA\211015\M1015W.M (RTE Integrator)  
Title : METHOD 8260B  
Last Update : Sat Oct 16 14:01:48 2021  
Response via : Initial Calibration



**ORGANICS**  
**Raw Data**

Data File : M:\MAX\DATA\211029\1102M11.D  
 Acq On : 2 Nov 21 13:48  
 Sample : BA44378W01  
 Misc : IS&S 8/4/21

Vial: 11  
 Operator: LP,DG,CH  
 Inst : Max  
 Multiplr: 1.00

Quant Time: Nov 3 5:25 2021

Quant Results File: M1015W.RES

Quant Method : M:\MAX\DATA\211015\M1015W.M (RTE Integrator)  
 Title : METHOD 8260B  
 Last Update : Sat Oct 16 14:01:48 2021  
 Response via : Initial Calibration  
 DataAcq Meth : M8260

Internal Standards	R.T.	QIon	Response	Conc	Units	Dev(Min)
1) Fluorobenzene (IS)	6.37	96	364477	25.00	ppb	0.03
65) Chlorobenzene-D5 (IS)	9.52	117	331907	25.00	ppb	0.03
80) 1,4-Dichlorobenzene-D (IS)	11.84	152	202010	25.00	ppb	0.02
System Monitoring Compounds						
41) Dibromofluoromethane(S)	5.59	111	117093	25.87	ppb	0.03
Spiked Amount				25.000		
				Recovery	=	103.468%
46) 1,2-DCA-D4(S)	5.98	65	82784	26.22	ppb	0.03
Spiked Amount				25.000		
				Recovery	=	104.884%
66) Toluene-D8(S)	8.07	98	374502	24.55	ppb	0.02
Spiked Amount				25.000		
				Recovery	=	98.196%
74) 4-Bromofluorobenzene(S)	10.70	95	146966	23.85	ppb	0.02
Spiked Amount				25.000		
				Recovery	=	95.412%

Target Compounds

Qvalue

Quantitation Report


Data File : M:\MAX\DATA\211029\1102M11.D  
Acq On : 2 Nov 21 13:48  
Sample : BA44378W01  
Misc : IS&S 8/4/21

Vial: 11  
Operator: LP, DG, CH  
Inst : Max  
Multiplr: 1.00

Quant Time: Nov 3 5:25 2021

Quant Results File: M1015W.RES

Method : M:\MAX\DATA\211015\M1015W.M (RTE Integrator)  
Title : METHOD 8260B  
Last Update : Sat Oct 16 14:01:48 2021  
Response via : Initial Calibration



Data File : M:\MAX\DATA\211029\1102M12.D  
 Acq On : 2 Nov 21 14:17  
 Sample : BA44379W01  
 Misc : IS&S 8/4/21

Vial: 12  
 Operator: LP,DG,CH  
 Inst : Max  
 Multiplr: 1.00

Quant Time: Nov 4 12:31 2021

Quant Results File: M1015W.RES

Quant Method : M:\MAX\DATA\211015\M1015W.M (RTE Integrator)  
 Title : METHOD 8260B  
 Last Update : Sat Oct 16 14:01:48 2021  
 Response via : Initial Calibration  
 DataAcq Meth : M8260

Internal Standards	R.T.	QIon	Response	Conc	Units	Dev (Min)
1) Fluorobenzene (IS)	6.37	96	353239	25.00	ppb	0.03
65) Chlorobenzene-D5 (IS)	9.52	117	315068	25.00	ppb	0.03
80) 1,4-Dichlorobenzene-D (IS)	11.84	152	197733	25.00	ppb	0.02
<b>System Monitoring Compounds</b>						
41) Dibromofluoromethane(S)	5.59	111	117417	26.76	ppb	0.03
Spiked Amount	25.000		Recovery	=	107.056%	
46) 1,2-DCA-D4(S)	5.98	65	79824	26.09	ppb	0.03
Spiked Amount	25.000		Recovery	=	104.348%	
66) Toluene-D8(S)	8.07	98	370440	25.58	ppb	0.02
Spiked Amount	25.000		Recovery	=	102.324%	
74) 4-Bromofluorobenzene(S)	10.70	95	144836	24.76	ppb	0.02
Spiked Amount	25.000		Recovery	=	99.056%	

Target Compounds

Qvalue

Quantitation Report


Data File : M:\MAX\DATA\211029\1102M12.D  
Acq On : 2 Nov 21 14:17  
Sample : BA44379W01  
Misc : IS&S 8/4/21

Vial: 12  
Operator: LP,DG,CH  
Inst : Max  
Multiplr: 1.00

Quant Time: Nov 4 12:31 2021

Quant Results File: M1015W.RES

Method : M:\MAX\DATA\211015\M1015W.M (RTE Integrator)  
Title : METHOD 8260B  
Last Update : Sat Oct 16 14:01:48 2021  
Response via : Initial Calibration



Data File : M:\MAX\DATA\211029\1102M13.D  
 Acq On : 2 Nov 21 14:45  
 Sample : BA44380W01  
 Misc : IS&S 8/4/21

Vial: 13  
 Operator: LP,DG,CH  
 Inst : Max  
 Multiplr: 1.00

Quant Time: Nov 3 10:05 2021

Quant Results File: M1015W.RES

Quant Method : M:\MAX\DATA\211015\M1015W.M (RTE Integrator)  
 Title : METHOD 8260B  
 Last Update : Sat Oct 16 14:01:48 2021  
 Response via : Initial Calibration  
 DataAcq Meth : M8260

Internal Standards	R.T.	QIon	Response	Conc	Units	Dev(Min)
1) Fluorobenzene (IS)	6.37	96	353842	25.00	ppb	0.03
65) Chlorobenzene-D5 (IS)	9.52	117	317578	25.00	ppb	0.03
80) 1,4-Dichlorobenzene-D (IS)	11.84	152	194357	25.00	ppb	0.02
<b>System Monitoring Compounds</b>						
41) Dibromofluoromethane(S)	5.59	111	115517	26.29	ppb	0.03
Spiked Amount						
					Recovery =	105.144%
46) 1,2-DCA-D4(S)	5.98	65	80192	26.16	ppb	0.03
Spiked Amount						
					Recovery =	104.652%
66) Toluene-D8(S)	8.07	98	371405	25.44	ppb	0.02
Spiked Amount						
					Recovery =	101.780%
74) 4-Bromofluorobenzene(S)	10.70	95	143920	24.41	ppb	0.02
Spiked Amount						
					Recovery =	97.652%

Target Compounds

Qvalue

Quantitation Report


Data File : M:\MAX\DATA\211029\1102M13.D  
Acq On : 2 Nov 21 14:45  
Sample : BA44380W01  
Misc : IS&S 8/4/21

Vial: 13  
Operator: LP,DG,CH  
Inst : Max  
Multiplr: 1.00

Quant Time: Nov 3 10:05 2021

Quant Results File: M1015W.RES

Method : M:\MAX\DATA\211015\M1015W.M (RTE Integrator)  
Title : METHOD 8260B  
Last Update : Sat Oct 16 14:01:48 2021  
Response via : Initial Calibration





Data File : M:\MAX\DATA\211029\1102M05.D  
 Acq On : 2 Nov 21 10:58  
 Sample : 211102A BLK  
 Misc : IS&S 8/4/21

Vial: 5  
 Operator: LP, DG, CH  
 Inst : Max  
 Multiplr: 1.00

Quant Time: Nov 2 12:37 2021

Quant Results File: M1015W.RES

Quant Method : M:\MAX\DATA\211015\M1015W.M (RTE Integrator)  
 Title : METHOD 8260B  
 Last Update : Sat Oct 16 14:01:48 2021  
 Response via : Initial Calibration  
 DataAcq Meth : M8260

Internal Standards	R.T.	QIon	Response	Conc	Units	Dev(Min)
1) Fluorobenzene (IS)	6.37	96	376947	25.00	ppb	0.03
65) Chlorobenzene-D5 (IS)	9.52	117	346456	25.00	ppb	0.03
80) 1,4-Dichlorobenzene-D (IS)	11.84	152	204046	25.00	ppb	0.02
System Monitoring Compounds						
41) Dibromofluoromethane(S)	5.59	111	115202	24.61	ppb	0.03
Spiked Amount	25.000		Recovery	= 98.432%		
46) 1,2-DCA-D4(S)	5.98	65	81768	25.04	ppb	0.03
Spiked Amount	25.000		Recovery	= 100.168%		
66) Toluene-D8(S)	8.08	98	399085	25.06	ppb	0.03
Spiked Amount	25.000		Recovery	= 100.248%		
74) 4-Bromofluorobenzene(S)	10.70	95	154696	24.05	ppb	0.02
Spiked Amount	25.000		Recovery	= 96.212%		

Target Compounds

Qvalue

Quantitation Report


Data File : M:\MAX\DATA\211029\1102M05.D  
Acq On : 2 Nov 21 10:58  
Sample : 211102A BLK  
Misc : IS&S 8/4/21

Vial: 5  
Operator: LP, DG, CH  
Inst : Max  
Multiplr: 1.00

Quant Time: Nov 2 12:37 2021

Quant Results File: M1015W.RES

Method : M:\MAX\DATA\211015\M1015W.M (RTE Integrator)  
Title : METHOD 8260B  
Last Update : Sat Oct 16 14:01:48 2021  
Response via : Initial Calibration



Data File : M:\MAX\DATA\211029\1102M04.D  
 Acq On : 2 Nov 21 10:29  
 Sample : 211102A LCSD 10ug/L  
 Misc : IS&S 8/4/21

Vial: 4  
 Operator: LP,DG,CH  
 Inst : Max  
 Multiplr: 1.00

Quant Time: Nov 2 11:19 2021

Quant Results File: M1015W.RES

Quant Method : M:\MAX\DATA\211015\M1015W.M (RTE Integrator)  
 Title : METHOD 8260B  
 Last Update : Sat Oct 16 14:01:48 2021  
 Response via : Initial Calibration  
 DataAcq Meth : M8260

Internal Standards	R.T.	QIon	Response	Conc	Units	Dev (Min)
1) Fluorobenzene (IS)	6.37	96	374163	25.00	ppb	0.03
65) Chlorobenzene-D5 (IS)	9.52	117	332242	25.00	ppb	0.03
80) 1,4-Dichlorobenzene-D (IS)	11.84	152	223761	25.00	ppb	0.02
<b>System Monitoring Compounds</b>						
41) Dibromofluoromethane (S)	5.59	111	119397	25.69	ppb	0.03
Spiked Amount	25.000		Recovery	=	102.776%	
46) 1,2-DCA-D4 (S)	5.98	65	86288	26.62	ppb	0.03
Spiked Amount	25.000		Recovery	=	106.492%	
66) Toluene-D8 (S)	8.08	98	385074	25.22	ppb	0.03
Spiked Amount	25.000		Recovery	=	100.868%	
74) 4-Bromofluorobenzene (S)	10.70	95	154834	25.10	ppb	0.02
Spiked Amount	25.000		Recovery	=	100.420%	
<b>Target Compounds</b>						<b>Qvalue</b>
3) Dichlorodifluoromethane	1.19	85	20392	9.10	ppb	100
4) Freon 114	1.30	85	13265	10.57	ppb	79
5) Chloromethane	1.34	50	10852	8.12	ppb	97
6) Vinyl chloride	1.43	62	13865	8.41	ppb	95
8) Bromomethane	1.69	94	13986	10.04	ppb	98
9) Chloroethane	1.79	64	9731	9.21	ppb	100
10) Dichlorofluoromethane	1.99	67	32872	9.09	ppb	99
11) Trichlorofluoromethane	2.02	101	41894	9.69	ppb	93
13) Acrolein	2.45	56	25796	122.96	ppb	86
14) Acetone	2.63	43	23077	47.30	ppb	96
15) Freon-113	2.55	151	15317	8.70	ppb	# 78
16) Acetonitrile	2.95	41	13228	114.10	ppb	90
18) 1,2-Dichlorotrifluoroethane	1.99	67	32872	9.09	ppb	100
19) 1,1-DCE	2.53	61	23422	8.94	ppb	98
20) t-Butanol	3.36	59	20039	132.78	ppb	98
21) Methyl Acetate	3.02	43	8214	10.01	ppb	95
22) Iodomethane	2.68	142	15904	8.89	ppb	92
23) Acrylonitrile	3.47	53	4417	9.56	ppb	94
25) Methylene chloride	3.11	84	16200	9.58	ppb	96
26) Carbon disulfide	2.73	76	19480	9.14	ppb	100
27) Methyl t-butyl ether (MtBE)	3.50	73	56451	10.01	ppb	92
28) Trans-1,2-DCE	3.46	96	15743	8.62	ppb	95
29) 3-Methylpentane	3.50	57	9434	9.88	ppb	# 97
31) Diisopropyl Ether	4.27	45	34122	9.70	ppb	93
32) 1,1-DCA	4.10	63	26882	9.81	ppb	# 97
34) Ethyl tert Butyl Ether	4.80	59	44130	9.76	ppb	98
35) Methylcyclopentane	4.80	56	1689	8.49	ppb	100

(#) = qualifier out of range (m) = manual integration

Data File : M:\MAX\DATA\211029\1102M04.D  
 Acq On : 2 Nov 21 10:29  
 Sample : 211102A LCSD 10ug/L  
 Misc : IS&S 8/4/21

Vial: 4  
 Operator: LP,DG,CH  
 Inst : Max  
 Multiplr: 1.00

Quant Time: Nov 2 11:19 2021

Quant Results File: M1015W.RES

Quant Method : M:\MAX\DATA\211015\M1015W.M (RTE Integrator)  
 Title : METHOD 8260B  
 Last Update : Sat Oct 16 14:01:48 2021  
 Response via : Initial Calibration  
 DataAcq Meth : M8260

Compound	R.T.	QIon	Response	Conc	Unit	Qvalue
36) MEK (2-Butanone)	5.02	43	26517	51.99	ppb	# 91
37) Cis-1,2-DCE	4.95	96	18933	9.36	ppb	98
38) 2,2-Dichloropropane	4.93	77	37169	10.57	ppb	99
39) Chloroform	5.39	83	37791	10.62	ppb	94
40) Bromochloromethane	5.25	130	15110	9.52	ppb	88
42) 1,1,1-TCA	5.57	97	42360	10.14	ppb	95
43) Cyclohexane	5.62	41	10420	8.72	ppb	75
44) 1,1-Dichloropropene	5.79	75	21310	9.40	ppb	94
45) 2,2,4-Trimethylpentane	6.15	57	28989	9.86	ppb	# 82
47) Carbon Tetrachloride	5.77	117	36802	9.37	ppb	98
48) Tert Amyl Methyl Ether	6.21	73	46878	10.52	ppb	99
49) 1,2-DCA	6.07	62	36174	10.28	ppb	# 94
50) Benzene	6.03	78	57164	8.71	ppb	97
51) TCE	6.78	95	18902	9.00	ppb	83
52) 2-Pentanone	7.03	43	107777	126.42	ppb	99
53) 1,2-Dichloropropane	7.02	63	6565	8.98	ppb	94
54) Bromodichloromethane	7.34	83	29174	9.91	ppb	95
55) Methyl Cyclohexane	6.97	83	20114	8.92	ppb	94
56) Dibromomethane	7.15	93	11498	8.97	ppb	93
57) MIBK (methyl isobutyl ket	8.00	43	53096	48.70	ppb	98
58) 1-Bromo-2-chloroethane	7.66	144	4035	9.79	ppb	98
60) Cis-1,3-Dichloropropene	7.81	75	25559	9.68	ppb	97
61) Toluene	8.14	91	70819	9.33	ppb	98
62) Trans-1,3-Dichloropropene	8.39	75	27342	10.45	ppb	97
63) 1,1,2-TCA	8.57	83	11302	9.61	ppb	94
64) 2-Hexanone	8.85	43	35780	48.52	ppb	# 89
67) 1,2-EDB	9.05	107	16848	9.61	ppb	93
68) Tetrachloroethene	8.69	164	15881	9.04	ppb	85
69) 1-Chlorohexane	9.55	91	12065	9.15	ppb	95
70) 1,1,1,2-Tetrachloroethane	9.64	131	25083	10.15	ppb	100
71) m&p-Xylene	9.79	106	73200	19.49	ppb	98
72) o-Xylene	10.18	106	36328	9.22	ppb	90
73) Styrene	10.20	104	56452	9.52	ppb	99
75) 1,3-Dichloropropane	8.74	76	23681	9.19	ppb	89
76) Dibromochloromethane	8.96	129	26124	10.13	ppb	97
77) Chlorobenzene	9.55	112	54160	9.40	ppb	97
78) Ethylbenzene	9.67	91	83798	9.19	ppb	97
79) Bromoform	10.37	173	20212	9.44	ppb	99
81) Isopropylbenzene	10.55	105	93022	8.91	ppb	97
82) 1,1,2,2-Tetrachloroethane	10.87	83	14366	8.02	ppb	# 83
83) 1,2,3-Trichloropropane	10.90	110	8475	9.47	ppb	83
84) t-1,4-Dichloro-2-Butene	10.92	53	4887	10.71	ppb	# 58

(#) = qualifier out of range (m) = manual integration

Data File : M:\MAX\DATA\211029\1102M04.D  
 Acq On : 2 Nov 21 10:29  
 Sample : 211102A LCSD 10ug/L  
 Misc : IS&S 8/4/21

Vial: 4  
 Operator: LP,DG,CH  
 Inst : Max  
 Multiplr: 1.00

Quant Time: Nov 2 11:19 2021

Quant Results File: M1015W.RES

Quant Method : M:\MAX\DATA\211015\M1015W.M (RTE Integrator)  
 Title : METHOD 8260B  
 Last Update : Sat Oct 16 14:01:48 2021  
 Response via : Initial Calibration  
 DataAcq Meth : M8260

Compound	R.T.	QIon	Response	Conc	Unit	Qvalue
85) Bromobenzene	10.84	156	31819	9.32	ppb	100
86) n-Propylbenzene	10.96	91	97717	9.48	ppb	99
87) 4-Ethyltoluene	11.08	105	92073	9.68	ppb	100
88) 2-Chlorotoluene	11.04	91	74835	9.16	ppb	93
89) 1,3,5-Trimethylbenzene	11.14	105	83943	9.43	ppb	100
90) 4-Chlorotoluene	11.14	91	75469	9.30	ppb	100
91) Tert-Butylbenzene	11.46	119	46952	9.55	ppb	99
92) 1,2,4-Trimethylbenzene	11.51	105	78825	9.34	ppb	96
93) Sec-Butylbenzene	11.68	105	88663	9.43	ppb	100
94) p-Isopropyltoluene	11.83	119	88725	9.76	ppb	95
95) Benzyl Chloride	12.01	91	20391	9.47	ppb	99
96) 1,3-DCB	11.78	146	54675	9.19	ppb	98
97) 1,4-DCB	11.87	146	54207	8.95	ppb	95
98) n-Butylbenzene	12.24	91	53522	8.88	ppb	95
99) 1,2-DCB	12.23	146	53534	9.20	ppb	98
100) Hexachloroethane	12.48	117	14718	9.66	ppb	88
101) 1,2-Dibromo-3-chloropropan	13.01	75	3954	8.00	ppb	91
102) 1,2,4-Trichlorobenzene	13.83	180	18456	8.29	ppb	96
103) Hexachlorobutadiene	14.01	225	22863	9.26	ppb	99
104) Naphthalene	14.07	128	35473	8.52	ppb	95
105) 1,2,3-Trichlorobenzene	14.32	180	23676	8.31	ppb	91

Quantitation Report


Data File : M:\MAX\DATA\211029\1102M04.D  
 Acq On : 2 Nov 21 10:29  
 Sample : 211102A LCSD 10ug/L  
 Misc : IS&S 8/4/21

Vial: 4  
 Operator: LP,DG,CH  
 Inst : Max  
 Multiplr: 1.00

Quant Time: Nov 2 11:19 2021

Quant Results File: M1015W.RES

Method : M:\MAX\DATA\211015\M1015W.M (RTE Integrator)  
 Title : METHOD 8260B  
 Last Update : Sat Oct 16 14:01:48 2021  
 Response via : Initial Calibration

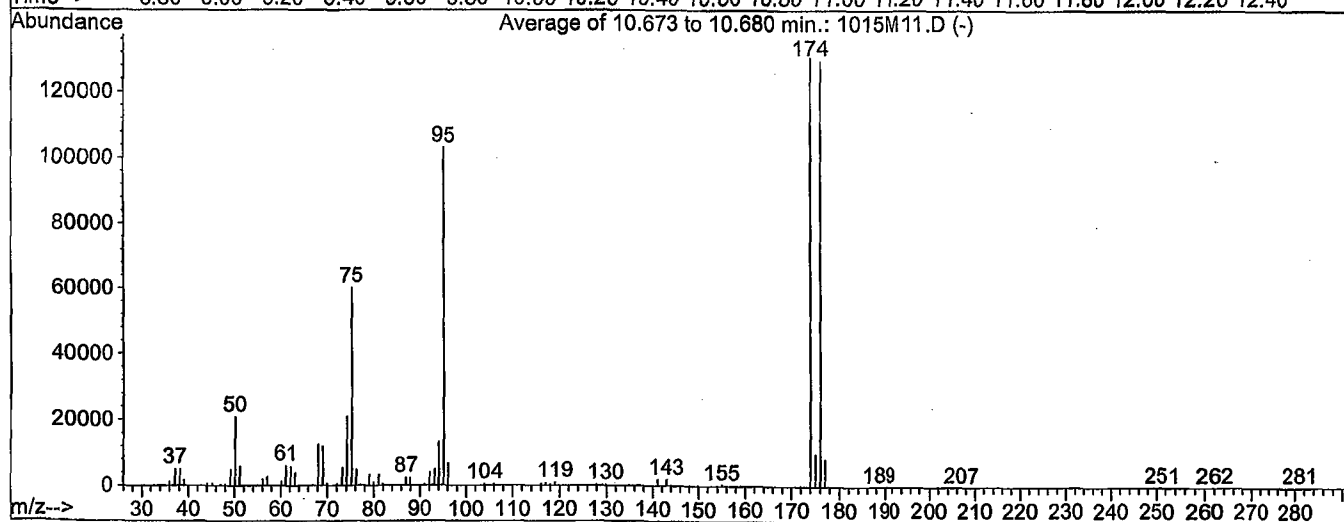
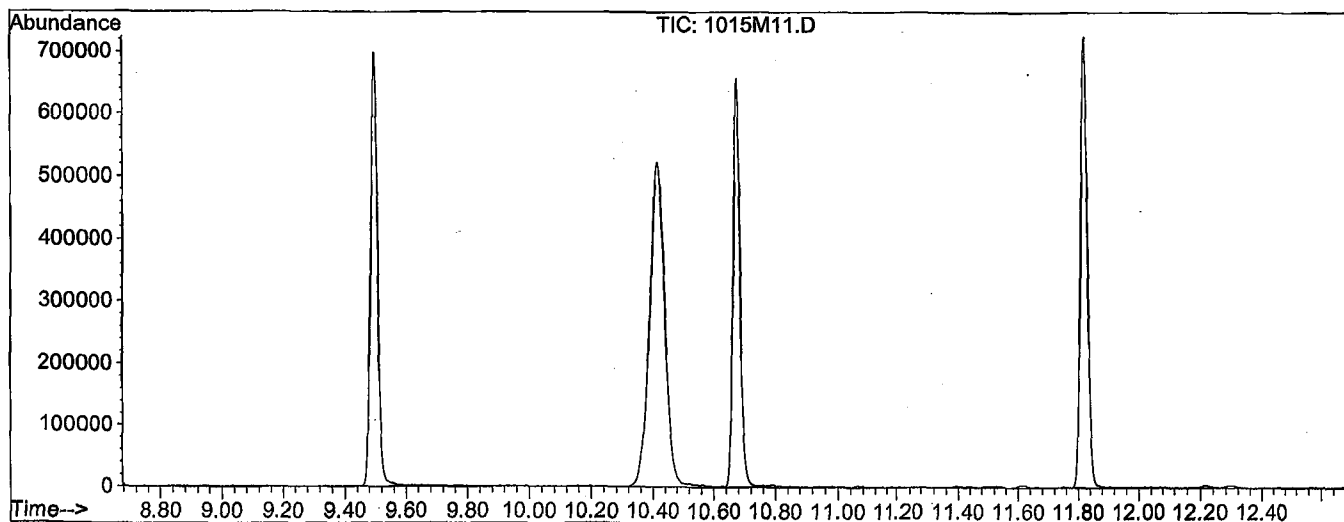


BFB

Data File : M:\MAX\DATA\211015\1015M11.D  
Acq On : 15 Oct 21 14:44  
Sample : 25ug/L BFB STD 9/23/21  
Misc : IS&S 8/4/21

Vial: 1  
Operator: LP,DG,CH  
Inst : Max  
Multiplr: 1.00

Method : M:\MAX\DATA\211015\M1015W.M (RTE Integrator)  
Title : METHOD 8260B



AutoFind: Scans 3033, 3034, 3035; Background Corrected with Scan 3020

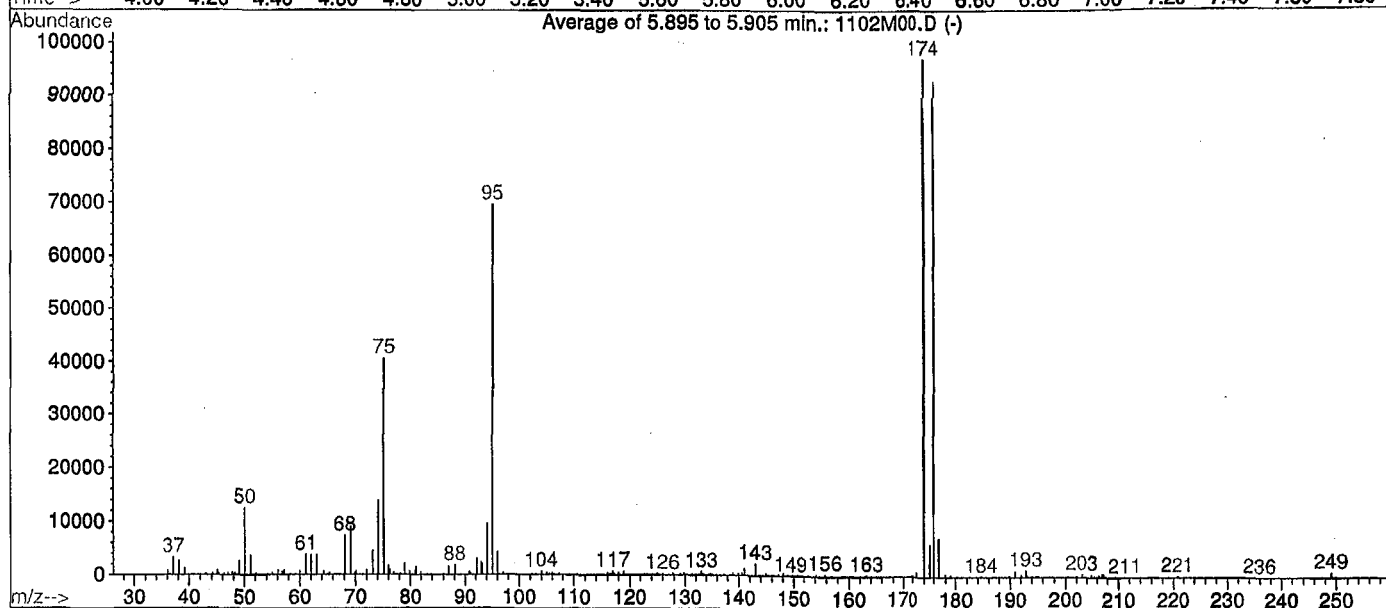
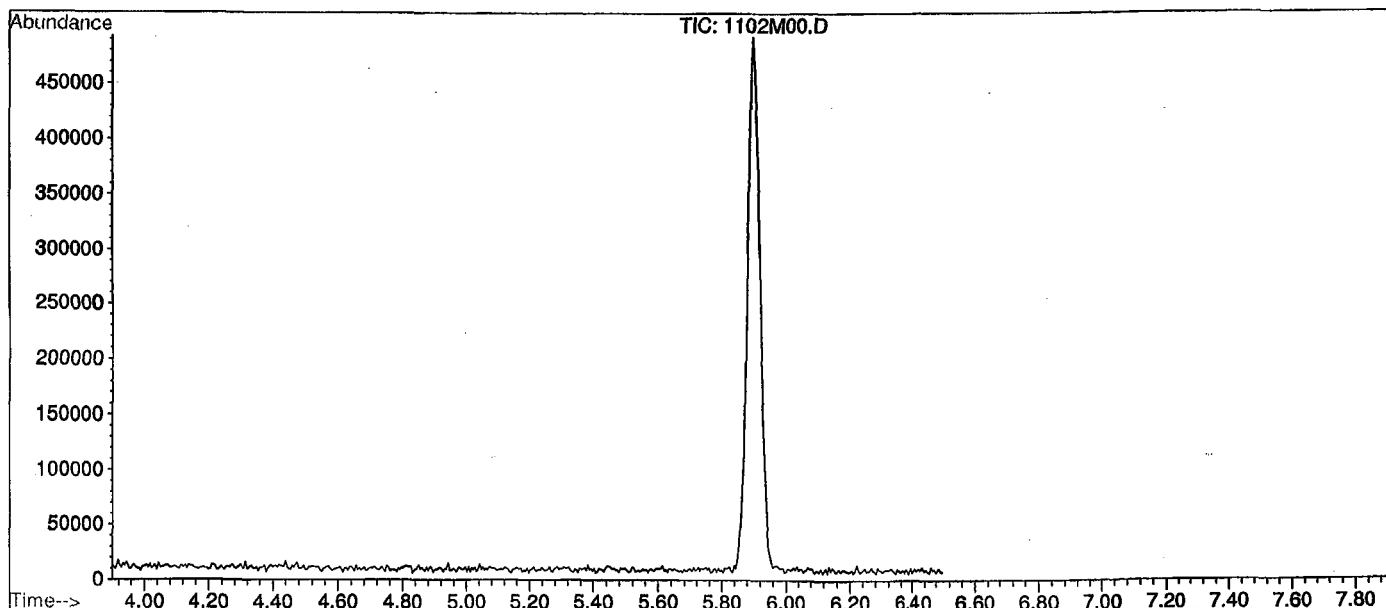
Target Mass	Rel. to Mass	Lower Limit%	Upper Limit%	Rel. Abn%	Raw Abn	Result Pass/Fail
50	95	15	40	20.4	21096	PASS
75	95	30	60	58.4	60299	PASS
95	95	100	200	100.0	103195	PASS
96	95	5	9	6.7	6920	PASS
173	174	0.00	2	0.0	0	PASS
174	95	50	200	126.6	130632	PASS
175	174	5	9	7.7	10037	PASS
176	174	95	101	99.1	129467	PASS
177	176	5	9	6.5	8355	PASS

BFB

Data File : M:\MAX\DATA\211029\1102M00.D  
Acq On : 2 Nov 21 8:47  
Sample : 25ug/L BFB STD 10/29/21  
Misc : 2ul

Vial: 1  
Operator: LP,DG,CH  
Inst : Max  
Multiplr: 1.00

Method : M:\MAX\DATA\211015\M1015W.M (RTE Integrator)  
Title : METHOD 8260B



AutoFind: Scans 461, 462, 463; Background Corrected with Scan 447

Target Mass	Rel. to Mass	Lower Limit%	Upper Limit%	Rel. Abn%	Raw Abn	Result Pass/Fail
50	95	15	40	18.0	12532	PASS
75	95	30	60	58.3	40619	PASS
95	95	100	200	100.0	69685	PASS
96	95	5	9	6.1	4252	PASS
173	174	0.00	2	0.9	901	PASS
174	95	50	200	139.1	96915	PASS
175	174	5	9	6.3	6062	PASS
176	174	95	101	95.6	92651	PASS
177	176	5	9	7.9	7276	PASS



### MAX 8260 Standard Prep

MAX 8260 Water Calibration Curve										
0.3ug/L							Prepared By (Initials): CH			
Prepared: 9/15/2021										
Expires: 11/3/2021										
Initial Standard Information							Final Standard Information			
Name of Initial Standard (QAU Label)	Supplier	APPL Mix Name	Conc. (ug/mL)	Reference To APPL Prep Date	Exp. Date	Exp. Date (Manufacturers)	Aliquot From Stock	Final Volume	Solvent	Final Standard Conc. (ug/L)
VOA STD. 9	Various	0.3ug/L	5	Prepared 10/13/21	12/12/2021	N/A	3uL	50mL	P&T Water	0.3
VOA STD. 1	Absolute		50	Prepared 10/13/21	12/12/2021	N/A	5uL			5
VOA STD. 2	Phenova		100	Prepared 10/13/21	12/12/2021	N/A	2.5uL			5
VOA STD. TBA	Various		250	Prepared 10/13/21	11/3/2021	N/A	2uL			10
0.5ug/L										
Prepared: 9/15/2021										
Expires: 11/3/2021										
Initial Standard Information							Final Standard Information			
Name of Initial Standard (QAU Label)	Supplier	APPL Mix Name	Conc. (ug/mL)	Reference To APPL Prep Date	Exp. Date	Exp. Date (Manufacturers)	Aliquot From Stock	Final Volume	Solvent	Final Standard Conc. (ug/L)
VOA STD. 9	Various	0.5ug/L	5	Prepared 10/13/21	12/12/2021	N/A	5uL	50mL	P&T Water	0.5
VOA STD. 1	Absolute		50	Prepared 10/13/21	12/12/2021	N/A	10uL			10
VOA STD. 2	Phenova		100	Prepared 10/13/21	12/12/2021	N/A	5uL			10
VOA STD. TBA	Various		250	Prepared 10/13/21	11/3/2021	N/A	5uL			25
1.0ug/L										
Prepared: 9/15/2021										
Expires: 11/3/2021										
Initial Standard Information							Final Standard Information			
Name of Initial Standard (QAU Label)	Supplier	APPL Mix Name	Conc. (ug/mL)	Reference To APPL Prep Date	Exp. Date	Exp. Date (Manufacturers)	Aliquot From Stock	Final Volume	Solvent	Final Standard Conc. (ug/L)
VOA STD. 9	Various	1.0ug/L	5	Prepared 10/13/21	12/12/2021	N/A	10uL	50mL	P&T Water	1
VOA STD. 1	Absolute		50	Prepared 10/13/21	12/12/2021	N/A	20uL			20
VOA STD. 2	Phenova		100	Prepared 10/13/21	12/12/2021	N/A	10uL			20
VOA STD. TBA	Various		250	Prepared 10/13/21	11/3/2021	N/A	10uL			50
2.0ug/L										
Prepared: 9/15/2021										
Expires: 11/3/2021										
Initial Standard Information							Final Standard Information			
Name of Initial Standard (QAU Label)	Supplier	APPL Mix Name	Conc. (ug/mL)	Reference To APPL Prep Date	Exp. Date	Exp. Date (Manufacturers)	Aliquot From Stock	Final Volume	Solvent	Final Standard Conc. (ug/L)
VOA STD. 9	Various	2.0ug/L	5	Prepared 10/13/21	12/12/2021	N/A	20uL	50mL	P&T Water	2
VOA STD. 1	Absolute		50	Prepared 10/13/21	12/12/2021	N/A	30uL			30
VOA STD. 2	Phenova		100	Prepared 10/13/21	12/12/2021	N/A	15uL			30
VOA STD. TBA	Various		250	Prepared 10/13/21	11/3/2021	N/A	15uL			75
5ug/L										
Prepared: 9/15/2021										
Expires: 11/3/2021										
Initial Standard Information							Final Standard Information			
Name of Initial Standard (QAU Label)	Supplier	APPL Mix Name	Conc. (ug/mL)	Reference To APPL Prep Date	Exp. Date	Exp. Date (Manufacturers)	Aliquot From Stock	Final Volume	Solvent	Final Standard Conc. (ug/L)
VOA STD. 7	Various	5ug/L	50	Prepared 10/13/21	12/12/2021	N/A	5uL	50mL	P&T Water	5
VOA STD. 8	Phenova		50	Prepared 10/13/21	11/3/2021	N/A	5uL			5
VOA STD. 1	Absolute		50	Prepared 10/13/21	12/12/2021	N/A	40uL			40
VOA STD. 2	Phenova		100	Prepared 10/13/21	12/12/2021	N/A	20uL			20
VOA STD. TBA	Various		250	Prepared 10/13/21	11/3/2021	N/A	20uL			100
10ug/L										
Prepared: 9/15/2021										
Expires: 11/3/2021										
Initial Standard Information							Final Standard Information			
Name of Initial Standard (QAU Label)	Supplier	APPL Mix Name	Conc. (ug/mL)	Reference To APPL Prep Date	Exp. Date	Exp. Date (Manufacturers)	Aliquot From Stock	Final Volume	Solvent	Final Standard Conc. (ug/L)
VOA STD. 7	Various	10ug/L	50	Prepared 10/13/21	12/12/2021	N/A	10uL	50mL	P&T Water	10
VOA STD. 8	Phenova		50	Prepared 10/13/21	11/3/2021	N/A	10uL			10
VOA STD. 1	Absolute		50	Prepared 10/13/21	12/12/2021	N/A	50uL			50
VOA STD. 2	Phenova		100	Prepared 10/13/21	12/12/2021	N/A	25uL			50
VOA STD. TBA	Various		250	Prepared 10/13/21	11/3/2021	N/A	25uL			125

20ug/L										
Prepared: 9/15/2021										
Expires: 11/3/2021										
Initial Standard Information						Final Standard Information				
Name of Initial Standard (QAU Label)	Supplier	APPL Mix Name	Conc. (ug/mL)	Reference To APPL Prep Date	Exp. Date	Exp. Date (Manufacturers)	Aliquot From Stock	Final Volume	Solvent	Final Standard Conc. (ug/L)
VOA STD. 7	Various	20ug/L	50	Prepared 10/13/21	12/12/2021	N/A	20uL	50mL	P&T Water	20
VOA STD. 8	Phenova		50	Prepared 10/13/21	11/3/2021	N/A	20uL			20
VOA STD. 1	Absolute		50	Prepared 10/13/21	12/12/2021	N/A	60uL			60
VOA STD. 2	Phenova		100	Prepared 10/13/21	12/12/2021	N/A	30uL			60
VOA STD. TBA	Various		250	Prepared 10/13/21	11/3/2021	N/A	30uL			150
40ug/L										
Prepared: 9/15/2021										
Expires: 11/3/2021										
Initial Standard Information						Final Standard Information				
Name of Initial Standard (QAU Label)	Supplier	APPL Mix Name	Conc. (ug/mL)	Reference To APPL Prep Date	Exp. Date	Exp. Date (Manufacturers)	Aliquot From Stock	Final Volume	Solvent	Final Standard Conc. (ug/L)
VOA STD. 7	Various	40ug/L	50	Prepared 10/13/21	12/12/2021	N/A	40uL	50mL	P&T Water	40
VOA STD. 8	Phenova		50	Prepared 10/13/21	11/3/2021	N/A	40uL			40
VOA STD. 1	Absolute		50	Prepared 10/13/21	12/12/2021	N/A	80uL			80
VOA STD. 2	Phenova		100	Prepared 10/13/21	12/12/2021	N/A	40uL			80
VOA STD. TBA	Various		250	Prepared 10/13/21	11/3/2021	N/A	35uL			175
100ug/L										
Prepared: 9/15/2021										
Expires: 11/3/2021										
Initial Standard Information						Final Standard Information				
Name of Initial Standard (QAU Label)	Supplier	APPL Mix Name	Conc. (ug/mL)	Reference To APPL Prep Date	Exp. Date	Exp. Date (Manufacturers)	Aliquot From Stock	Final Volume	Solvent	Final Standard Conc. (ug/L)
VOA STD. 7	Various	100ug/L	50	Prepared 10/13/21	12/12/2021	N/A	100uL	50mL	P&T Water	100
VOA STD. 8	Phenova		50	Prepared 10/13/21	11/3/2021	N/A	100uL			100
VOA STD. 1	Absolute		50	Prepared 10/13/21	12/12/2021	N/A	100uL			100
VOA STD. 2	Phenova		100	Prepared 10/13/21	12/12/2021	N/A	50uL			100
VOA STD. TBA	Various		250	Prepared 10/13/21	11/3/2021	N/A	40uL			200
MAX 8260 Water Second Source (SS)										
Prepared: 9/15/2021										
Expires: 11/3/2021										
						Prepared By (Initials): CH				
Initial Standard Information						Final Standard Information				
Name of Initial Standard (QAU Label)	Supplier	APPL Mix Name	Conc. (ug/mL)	Reference To APPL Prep Date	Exp. Date	Exp. Date (Manufacturers)	Aliquot From Stock	Final Volume	Solvent	Final Standard Conc. (ug/L)
VOA STD. 3	Phenova	8260 Water SS	100	Prepared 10/13/21	12/12/2021	N/A	25uL	50mL	P&T Water	50
VOA STD. GASES	Phenova		50	Prepared 10/13/21	12/12/2021	N/A	10uL			10
VOA STD. 0	Phenova		50	Prepared 10/13/21	12/12/2021	N/A	10uL			10
VOA STD. 2-CEVE	Absolute		50	Prepared 10/13/21	10/13/2021	N/A	50uL			50
VOA STD. 6	Various		50	Prepared 10/13/21	11/3/2021	N/A	10uL			10
Voa STD. TBA	Various		250	Prepared 10/13/21	11/3/2021	N/A	25uL			250
8260 Water Continuing Calibrations (CCV)/ Lab Control Spikes (LCS)										
Prepared: 9/15/2021										
Expires: 9/16/2021										
						Prepared By (Initials): CH				
Initial Standard Information						Final Standard Information				
Name of Initial Standard (QAU Label)	Supplier	APPL Mix Name	Conc. (ug/mL)	Reference To APPL Prep Date	Exp. Date	Exp. Date (Manufacturers)	Aliquot From Stock	Final Volume	Solvent	Final Standard Conc. (ug/L)
VOA STD. 7	Various	CCV/ LCS	50	Prepared 10/13/21	12/12/2021	N/A	10uL	50mL	P&T Water	10
VOA STD. 8	Phenova		50	Prepared 10/13/21	11/3/2021	N/A	10uL			10
VOA STD. 1	Absolute		50	Prepared 10/13/21	12/12/2021	N/A	50uL			50
VOA STD. 2	Phenova		100	Prepared 10/13/21	12/12/2021	N/A	25uL			50
VOA STD. TBA	Various		250	Prepared 10/13/21	11/3/2021	N/A	25uL			250

# Injection Log

Directory: M:\MAX\DATA\211015\

Line	Vial	FileName	Multiplier	SampleName	Misc Info	Injected
1	1	1015M11.D	1	25ug/L BFB STD 9/23/21	IS&S 8/4/21	15 Oct 21 14:44
2	2	1015M12.D	1	0.3ug/L VOC STD 10/15/21	IS&S 8/4/21	15 Oct 21 15:12
3	3	1015M13.D	1	0.5ug/L VOC STD 10/15/21	IS&S 8/4/21	15 Oct 21 15:41
4	4	1015M14.D	1	1ug/L VOC STD 10/15/21	IS&S 8/4/21	15 Oct 21 16:09
5	5	1015M15.D	1	2ug/L VOC STD 10/15/21	IS&S 8/4/21	15 Oct 21 16:38
6	6	1015M16.D	1	5ug/L VOC STD 10/15/21	IS&S 8/4/21	15 Oct 21 17:06
7	7	1015M17.D	1	10ug/L VOC STD 10/15/21	IS&S 8/4/21	15 Oct 21 17:35
8	8	1015M18.D	1	20ug/L VOC STD 10/15/21	IS&S 8/4/21	15 Oct 21 18:03
9	9	1015M19.D	1	40ug/L VOC STD 10/15/21	IS&S 8/4/21	15 Oct 21 18:31
10	10	1015M20.D	1	100ug/L VOC STD 10/15/21	IS&S 8/4/21	15 Oct 21 19:00
11	12	1015M22.D	1	(SS) 10ug/L VOC STD 10/15/21	IS&S 8/4/21	15 Oct 21 19:57

# Injection Log

Directory: M:\MAX\DATA\211029\

Line	Vial	FileName	Multiplier	SampleName	Misc Info	Injected
1	1	1102M00.D	1	25ug/L BFB STD 10/29/21	2ul	2 Nov 21 8:47
2	3	1102M03.D	1	211102A CCV/LCS 10ug/L	IS&S 8/4/21	2 Nov 21 10:01
3	4	1102M04.D	1	211102A LCSD 10ug/L	IS&S 8/4/21	2 Nov 21 10:29
4	5	1102M05.D	1	211102A BLK	IS&S 8/4/21	2 Nov 21 10:58
5	11	1102M11.D	1	BA44378W01	IS&S 8/4/21	2 Nov 21 13:48
6	12	1102M12.D	1	BA44379W01	IS&S 8/4/21	2 Nov 21 14:17
7	13	1102M13.D	1	BA44380W01	IS&S 8/4/21	2 Nov 21 14:45
8	24	1102M24.D	1	Ending CCV 10ug/L 11/02/21	IS&S 8/4/21	2 Nov 21 19:57

**ORGANICS**  
**Calibration Data**

VOLATILE ORGANIC ANALYSIS BY  
EPA METHOD 8260B

Form 6  
Initial Calibration

Lab Name: APPL, Inc.  
Case No: \_\_\_\_\_  
Matrix: \_\_\_\_\_

SDG No: \_\_\_\_\_  
Initial Cal. Date: 8/25/2021  
Instrument: Max

Initials: \_\_\_\_\_

0825M12.D    0825M13.D    0825M14.D    0825M15.D    0825M16.D    0825M17.D    0825M18.D    0825M19.D    0825M20.D

	Compound	1	2	3	4	5	6	7	8	9		Avg	%RSD	Type	r <sup>2</sup>	Q	MRF
1	I Fluorobenzene (IS)																
2	S Dibromofluoromethane(S)	0.3523	0.3417	0.2807	0.2859	0.2870	0.2956	0.2984	0.3009	0.2709		0.30	9.1	S			
3	S 1,2-DCA-D4(S)	0.2194	0.2154	0.1883	0.1930	0.1953	0.1908	0.1985	0.2034	0.1791		0.20	6.5	S			
4	I Chlorobenzene-D5 (IS)																
5	S Toluene-D8(S)	1.390	1.326	1.153	1.099	1.153	1.163	1.121	1.122	1.024		1.2	9.8	S			
6	S 4-Bromofluorobenzene(S)	0.5362	0.5171	0.4075	0.4294	0.4615	0.4643	0.4388	0.4514	0.4103		0.46	9.7	S			
7	I 1,4-Dichlorobenzene-D (IS)																
8																	
9																	
10																	
11																	
12																	
13																	
14																	
15																	
16																	
17																	
18																	
19																	
20																	
21																	
22																	
23																	
24																	
25																	
26																	
27																	
28																	
29																	
30																	
31																	
32																	
33																	
34																	
35																	

Quantitation Report (Not Reviewed)

Data File : M:\MAX\DATA\210825\0825M12.D Vial: 2  
 Acq On : 25 Aug 21 15:15 Operator: LP,DG,CH  
 Sample : 0.3ug/L VOC STD 8/25/21 Inst : Max  
 Misc : IS&S 6/4/21 Multiplr: 1.00

Quant Time: Aug 26 16:25 2021 Quant Results File: M0825SUR.RES

Quant Method : M:\MAX\DATA\210825\M0825SUR.M (RTE Integrator)  
 Title : METHOD 8260B  
 Last Update : Thu Aug 26 11:16:48 2021  
 Response via : Initial Calibration  
 DataAcq Meth : M8260\_081021

Internal Standards	R.T.	QIon	Response	Conc	Units	Dev(Min)
1) Fluorobenzene (IS)	6.21	96	268418	25.00	ppb	0.00
4) Chlorobenzene-D5 (IS)	9.41	117	221472	25.00	ppb	0.00
7) 1,4-Dichlorobenzene-D (IS)	11.75	152	137587	25.00	ppb	0.00
<b>System Monitoring Compounds</b>						
2) Dibromofluoromethane(S)	5.41	111	18913	5.84	ppb	0.00
Spiked Amount	25.000		Recovery	=	23.372%	
3) 1,2-DCA-D4(S)	5.81	65	11779	5.54	ppb	0.00
Spiked Amount	25.000		Recovery	=	22.148%	
5) Toluene-D8(S)	7.95	98	61590	5.93	ppb	0.00
Spiked Amount	25.000		Recovery	=	23.720%	
6) 4-Bromofluorobenzene(S)	10.60	95	23749	5.86	ppb	0.00
Spiked Amount	25.000		Recovery	=	23.444%	

Target Compounds Qvalue

Quantitation Report

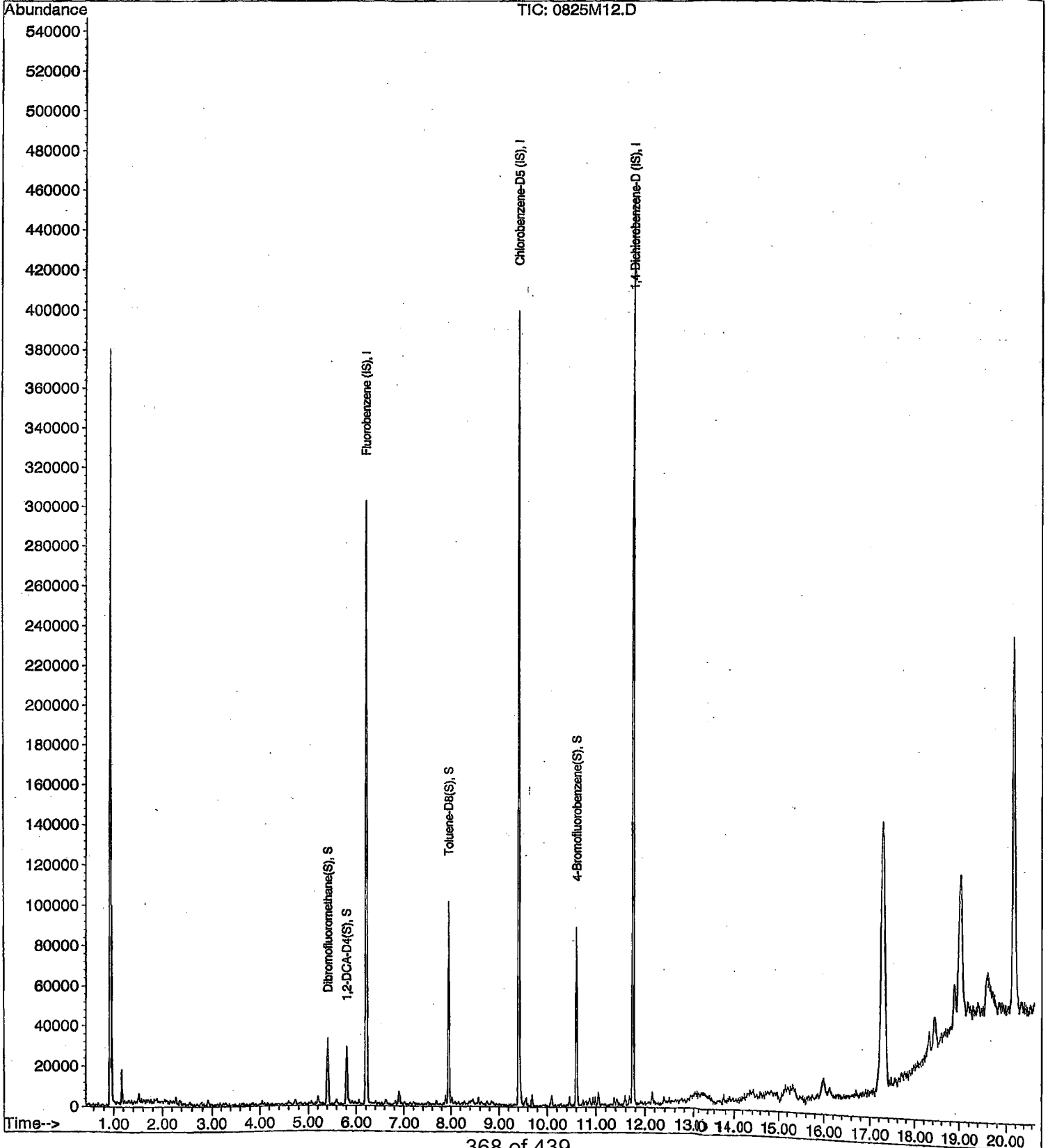
Data File : M:\MAX\DATA\210825\0825M12.D  
Acq On : 25 Aug 21 15:15  
Sample : 0.3ug/L VOC STD 8/25/21  
Misc : IS&S 6/4/21

Vial: 2  
Operator: LP,DG,CH  
Inst : Max  
Multiplr: 1.00

Quant Time: Aug 26 16:25 2021

Quant Results File: M0825SUR.RES

Method : M:\MAX\DATA\210825\M0825SUR.M (RTE Integrator)  
Title : METHOD 8260B  
Last Update : Thu Aug 26 11:16:48 2021  
Response via : Initial Calibration





Data File : M:\MAX\DATA\210825\0825M13.D  
 Acq On : 25 Aug 21 15:43  
 Sample : 0.5ug/L VOC STD 8/25/21  
 Misc : IS&S 6/4/21

Vial: 3  
 Operator: LP,DG,CH  
 Inst : Max  
 Multiplr: 1.00

Quant Time: Aug 26 16:25 2021

Quant Results File: M0825SUR.RES

Quant Method : M:\MAX\DATA\210825\M0825SUR.M (RTE Integrator)  
 Title : METHOD 8260B  
 Last Update : Thu Aug 26 11:16:48 2021  
 Response via : Initial Calibration  
 DataAcq Meth : M8260\_081021

Internal Standards	R.T.	QIon	Response	Conc	Units	Dev(Min)
1) Fluorobenzene (IS)	6.21	96	270425	25.00	ppb	0.00
4) Chlorobenzene-D5 (IS)	9.41	117	226950	25.00	ppb	0.00
7) 1,4-Dichlorobenzene-D (IS)	11.75	152	138629	25.00	ppb	0.00
System Monitoring Compounds						
2) Dibromofluoromethane(S)	5.42	111	18480	5.67	ppb	0.00
Spiked Amount	25.000		Recovery	=	22.664%	
3) 1,2-DCA-D4 (S)	5.81	65	11650	5.44	ppb	0.00
Spiked Amount	25.000		Recovery	=	21.744%	
5) Toluene-D8 (S)	7.95	98	60175	5.65	ppb	0.00
Spiked Amount	25.000		Recovery	=	22.616%	
6) 4-Bromofluorobenzene(S)	10.60	95	23472	5.65	ppb	0.00
Spiked Amount	25.000		Recovery	=	22.612%	

Target Compounds

Qvalue

Quantitation Report

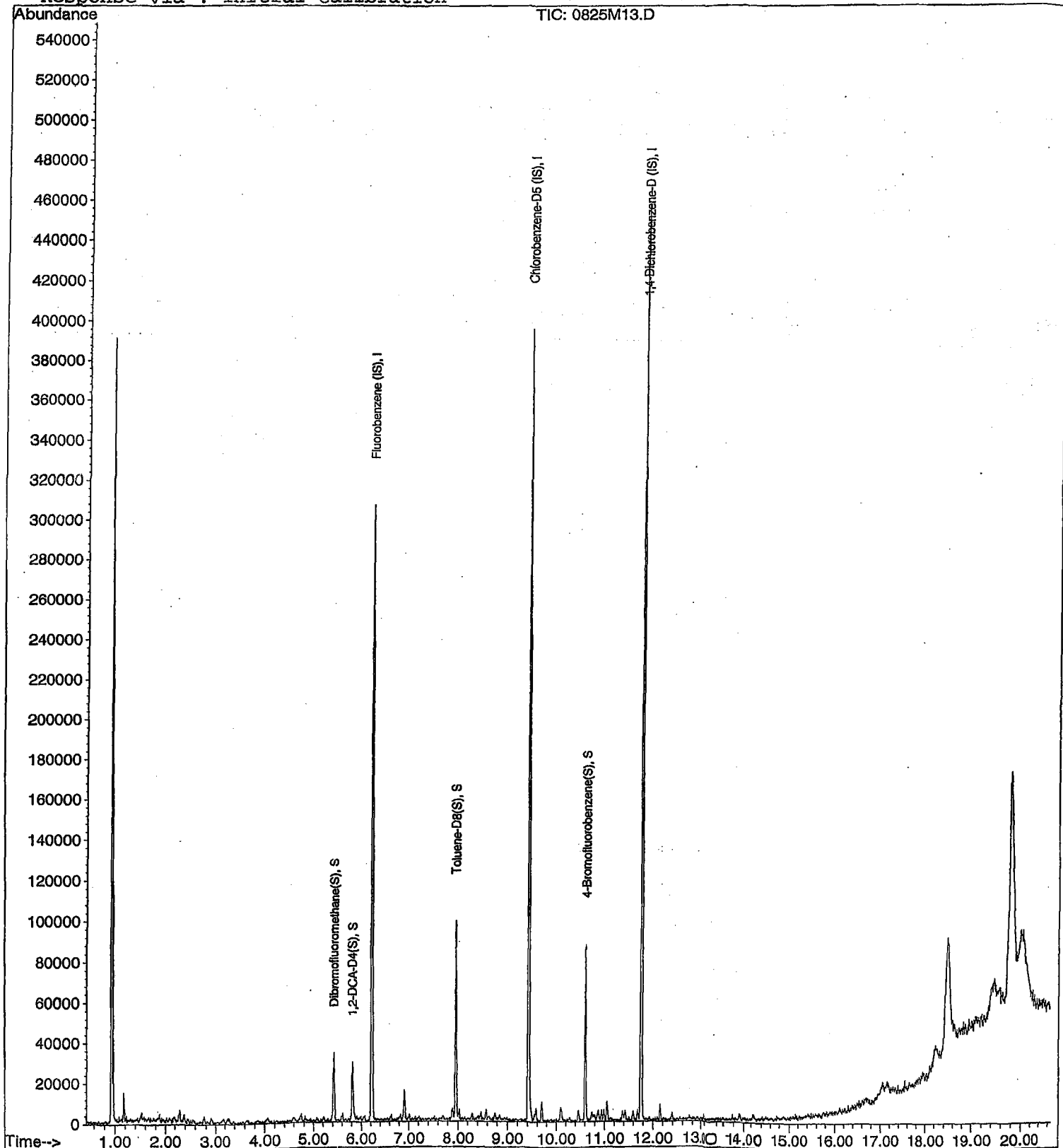
Data File : M:\MAX\DATA\210825\0825M13.D  
Acq On : 25 Aug 21 15:43  
Sample : 0.5ug/L VOC STD 8/25/21  
Misc : IS&S 6/4/21

Vial: 3  
Operator: LP, DG, CH  
Inst : Max  
Multiplr: 1.00

Quant Time: Aug 26 16:25 2021

Quant Results File: M0825SUR.RES

Method : M:\MAX\DATA\210825\M0825SUR.M (RTE Integrator)  
Title : METHOD 8260B  
Last Update : Thu Aug 26 11:16:48 2021  
Response via : Initial Calibration



Quantitation Report (Not Reviewed)

Data File : M:\MAX\DATA\210825\0825M14.D  
 Acq On : 25 Aug 21 16:11  
 Sample : 1ug/L VOC STD 8/25/21  
 Misc : IS&S 6/4/21

Vial: 4  
 Operator: LP,DG,CH  
 Inst : Max  
 Multiplr: 1.00

Quant Time: Aug 26 16:25 2021

Quant Results File: M0825SUR.RES

Quant Method : M:\MAX\DATA\210825\M0825SUR.M (RTE Integrator)  
 Title : METHOD 8260B  
 Last Update : Thu Aug 26 11:16:48 2021  
 Response via : Initial Calibration  
 DataAcq Meth : M8260\_081021

Internal Standards	R.T.	QIon	Response	Conc	Units	Dev(Min)
1) Fluorobenzene (IS)	6.22	96	261019	25.00	ppb	0.00
4) Chlorobenzene-D5 (IS)	9.41	117	222702	25.00	ppb	0.00
7) 1,4-Dichlorobenzene-D (IS)	11.75	152	137225	25.00	ppb	0.00
<b>System Monitoring Compounds</b>						
2) Dibromofluoromethane(S)	5.41	111	29305	9.31	ppb	0.00
Spiked Amount	25.000		Recovery	=	37.236%	
3) 1,2-DCA-D4(S)	5.81	65	19664	9.51	ppb	0.00
Spiked Amount	25.000		Recovery	=	38.024%	
5) Toluene-D8(S)	7.95	98	102711	9.84	ppb	0.00
Spiked Amount	25.000		Recovery	=	39.340%	
6) 4-Bromofluorobenzene(S)	10.60	95	36297	8.91	ppb	0.00
Spiked Amount	25.000		Recovery	=	35.632%	

Target Compounds

Qvalue

Quantitation Report

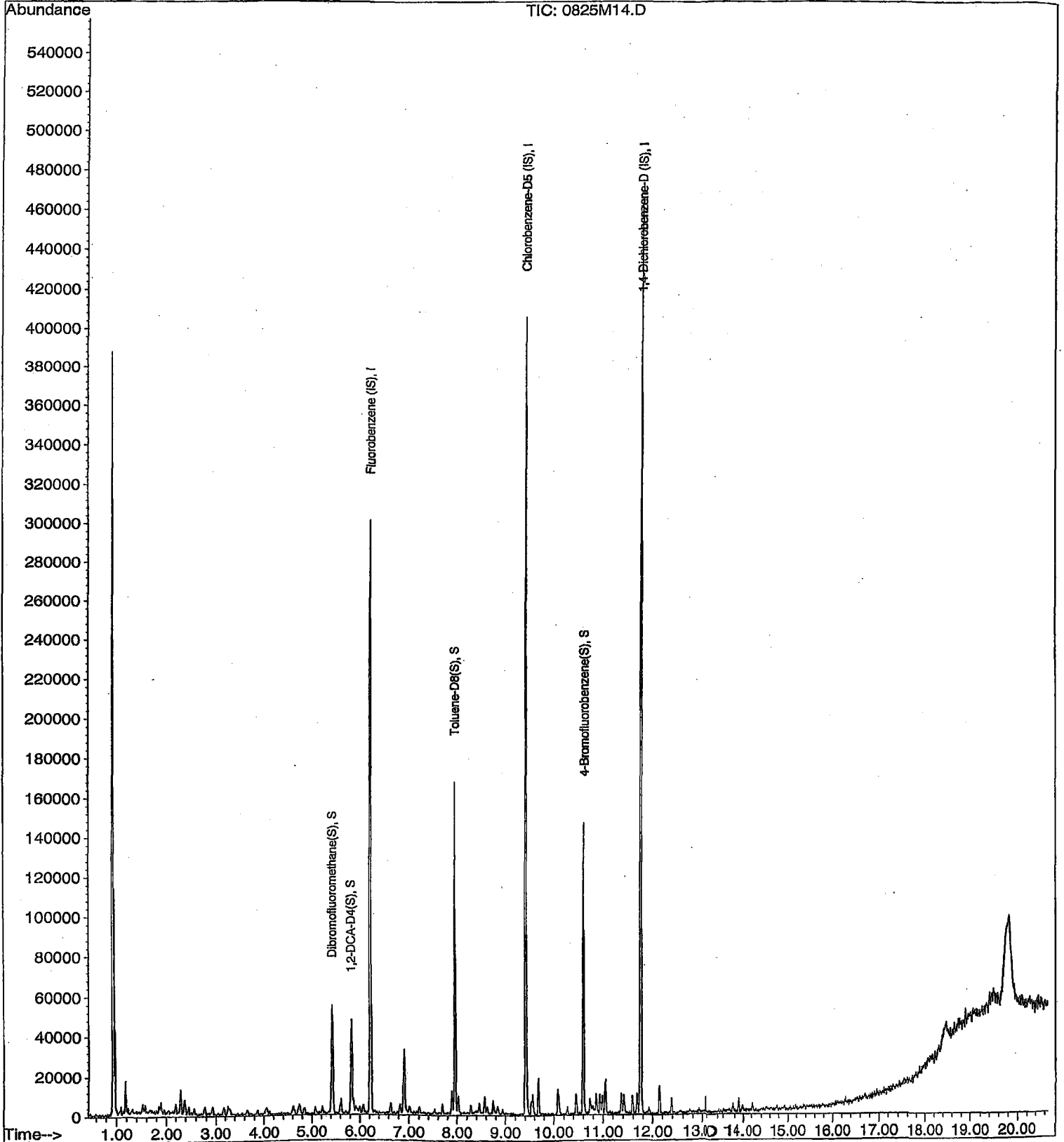
Data File : M:\MAX\DATA\210825\0825M14.D  
Acq On : 25 Aug 21 16:11  
Sample : 1ug/L VOC STD 8/25/21  
Misc : IS&S 6/4/21

Vial: 4  
Operator: LP,DG,CH  
Inst : Max  
Multiplr: 1.00

Quant Time: Aug 26 16:25 2021

Quant Results File: M0825SUR.RES

Method : M:\MAX\DATA\210825\M0825SUR.M (RTE Integrator)  
Title : METHOD 8260B  
Last Update : Thu Aug 26 11:16:48 2021  
Response via : Initial Calibration



Data File : M:\MAX\DATA\210825\0825M15.D  
 Acq On : 25 Aug 21 16:39  
 Sample : 2ug/L VOC STD 8/25/21  
 Misc : IS&S 6/4/21

Vial: 5  
 Operator: LP, DG, CH  
 Inst : Max  
 Multiplr: 1.00

Quant Time: Aug 26 16:25 2021

Quant Results File: M0825SUR.RES

Quant Method : M:\MAX\DATA\210825\M0825SUR.M (RTE Integrator)  
 Title : METHOD 8260B  
 Last Update : Thu Aug 26 11:16:48 2021  
 Response via : Initial Calibration  
 DataAcq Meth : M8260\_081021

Internal Standards	R.T.	QIon	Response	Conc	Units	Dev(Min)
1) Fluorobenzene (IS)	6.21	96	260699	25.00	ppb	0.00
4) Chlorobenzene-D5 (IS)	9.42	117	218570	25.00	ppb	0.00
7) 1,4-Dichlorobenzene-D (IS)	11.75	152	137104	25.00	ppb	0.00
<b>System Monitoring Compounds</b>						
2) Dibromofluoromethane(S)	5.41	111	29818	9.48	ppb	0.00
Spiked Amount	25.000		Recovery	=	37.936%	
3) 1,2-DCA-D4 (S)	5.82	65	20128	9.74	ppb	0.00
Spiked Amount	25.000		Recovery	=	38.968%	
5) Toluene-D8 (S)	7.95	98	96059	9.37	ppb	0.00
Spiked Amount	25.000		Recovery	=	37.488%	
6) 4-Bromofluorobenzene(S)	10.60	95	37545	9.39	ppb	0.00
Spiked Amount	25.000		Recovery	=	37.556%	

Target Compounds

Qvalue

Quantitation Report

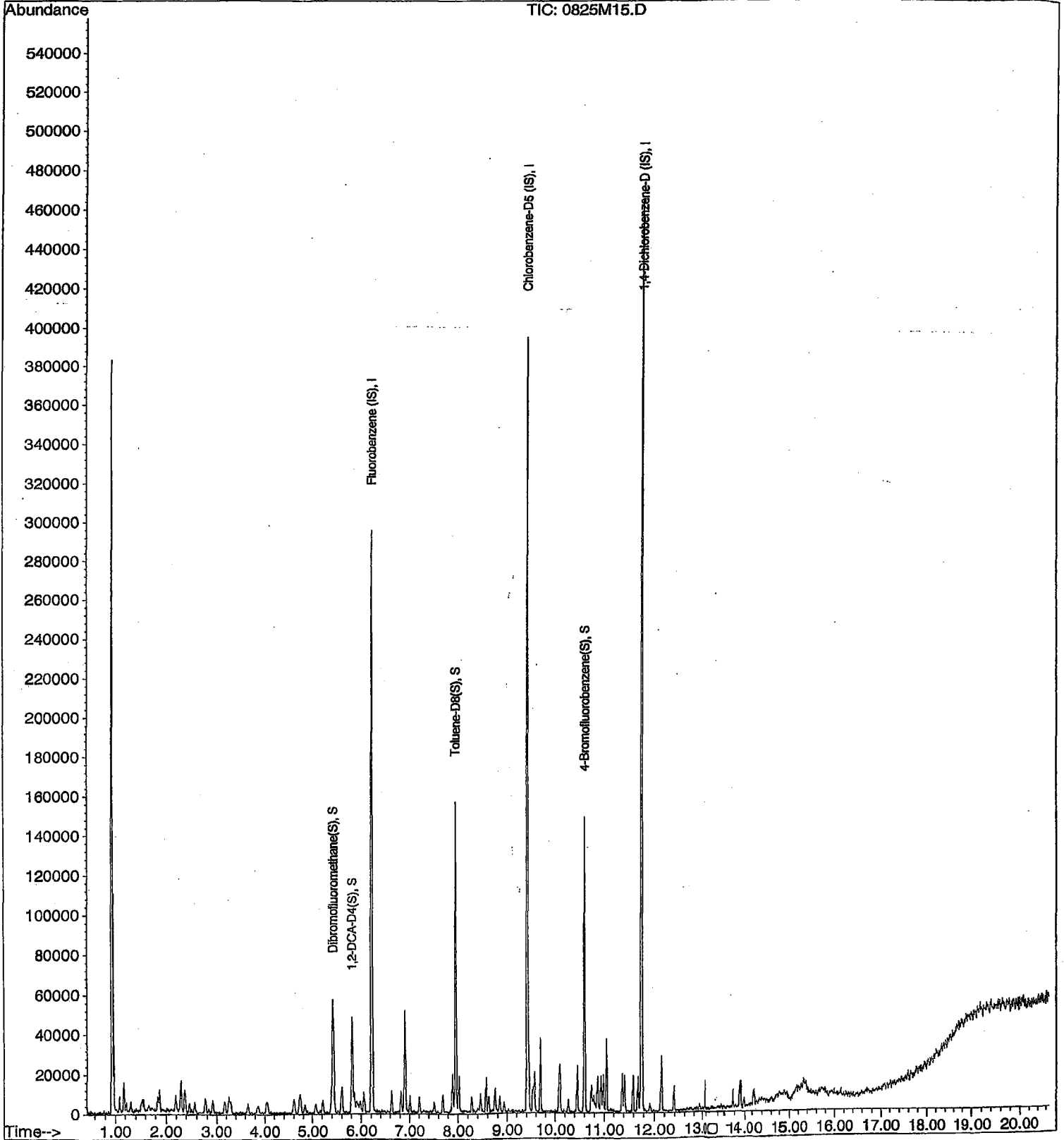
Data File : M:\MAX\DATA\210825\0825M15.D  
Acq On : 25 Aug 21 16:39  
Sample : 2ug/L VOC STD 8/25/21  
Misc : IS&S 6/4/21

Vial: 5  
Operator: LP,DG,CH  
Inst : Max  
Multiplr: 1.00

Quant Time: Aug 26 16:25 2021

Quant Results File: M0825SUR.RES

Method : M:\MAX\DATA\210825\M0825SUR.M (RTE Integrator)  
Title : METHOD 8260B  
Last Update : Thu Aug 26 11:16:48 2021  
Response via : Initial Calibration



Quantitation Report (Not Reviewed)

Data File : M:\MAX\DATA\210825\0825M16.D  
 Acq On : 25 Aug 21 17:07  
 Sample : 5ug/L VOC STD 8/25/21  
 Misc : IS&S 6/4/21

Vial: 6  
 Operator: LP, DG, CH  
 Inst : Max  
 Multiplr: 1.00

Quant Time: Aug 26 16:25 2021

Quant Results File: M0825SUR.RES

Quant Method : M:\MAX\DATA\210825\M0825SUR.M (RTE Integrator)  
 Title : METHOD 8260B  
 Last Update : Thu Aug 26 11:16:48 2021  
 Response via : Initial Calibration  
 DataAcq Meth : M8260\_081021

Internal Standards	R.T.	QIon	Response	Conc	Units	Dev(Min)
1) Fluorobenzene (IS)	6.21	96	261599	25.00	ppb	0.00
4) Chlorobenzene-D5 (IS)	9.41	117	219379	25.00	ppb	0.00
7) 1,4-Dichlorobenzene-D (IS)	11.75	152	136215	25.00	ppb	0.00
System Monitoring Compounds						
2) Dibromofluoromethane(S)	5.41	111	75090	23.80	ppb	0.00
Spiked Amount	25.000		Recovery	=	95.204%	
3) 1,2-DCA-D4(S)	5.81	65	51096	24.65	ppb	0.00
Spiked Amount	25.000		Recovery	=	98.580%	
5) Toluene-D8(S)	7.95	98	252960	24.59	ppb	0.00
Spiked Amount	25.000		Recovery	=	98.356%	
6) 4-Bromofluorobenzene(S)	10.60	95	101253	25.23	ppb	0.00
Spiked Amount	25.000		Recovery	=	100.908%	

Target Compounds

Qvalue

Quantitation Report

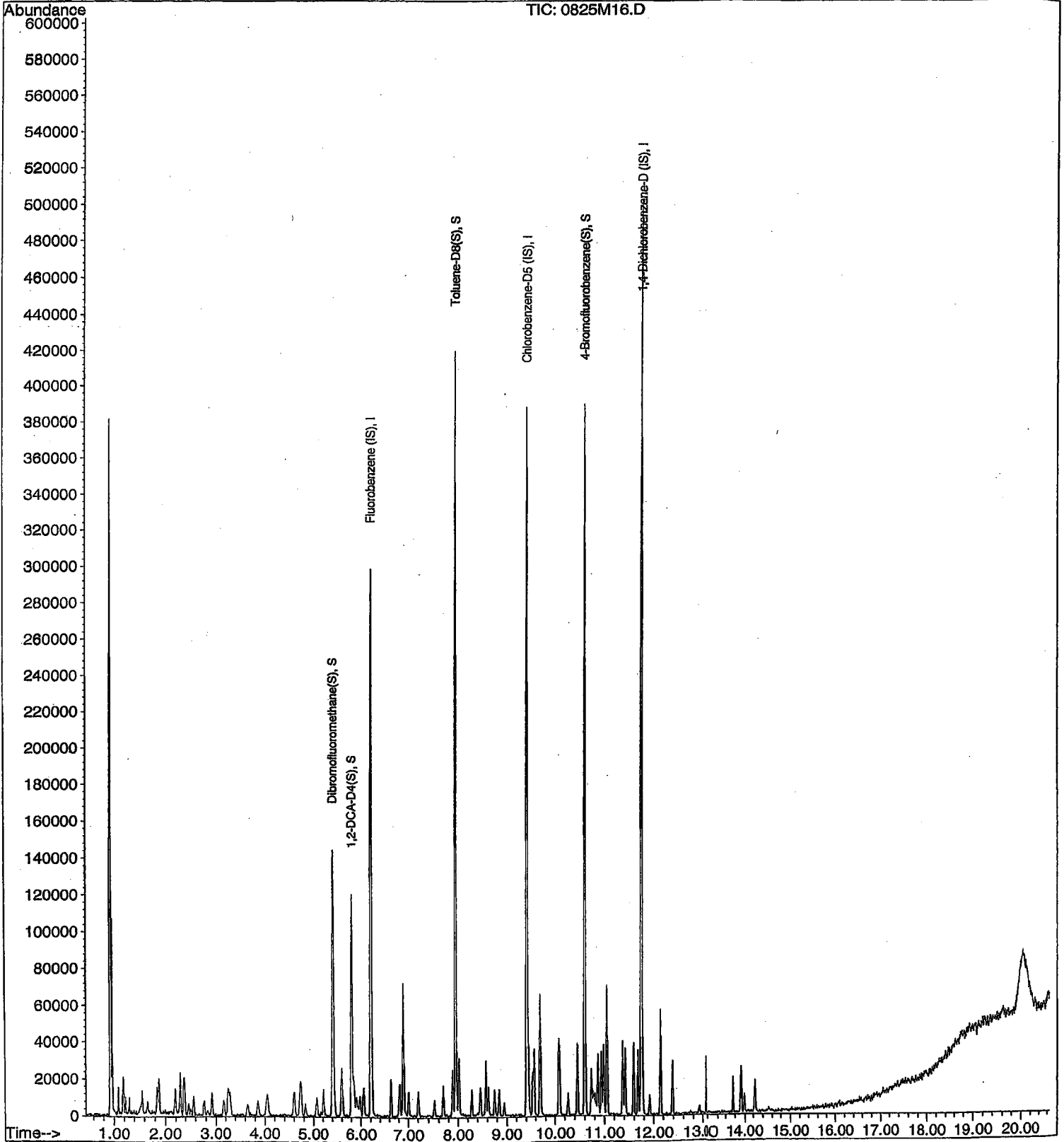
Data File : M:\MAX\DATA\210825\0825M16.D  
Acq On : 25 Aug 21 17:07  
Sample : 5ug/L VOC STD 8/25/21  
Misc : IS&S 6/4/21

Vial: 6  
Operator: LP,DG,CH  
Inst : Max  
Multiplr: 1.00

Quant Time: Aug 26 16:25 2021

Quant Results File: M0825SUR.RES

Method : M:\MAX\DATA\210825\M0825SUR.M (RTE Integrator)  
Title : METHOD 8260B  
Last Update : Thu Aug 26 11:16:48 2021  
Response via : Initial Calibration





Quantitation Report (Not Reviewed)

Data File : M:\MAX\DATA\210825\0825M17.D  
 Acq On : 25 Aug 21 17:35  
 Sample : 10ug/L VOC STD 8/25/21  
 Misc : IS&S 6/4/21

Vial: 7  
 Operator: LP,DG,CH  
 Inst : Max  
 Multiplr: 1.00

Quant Time: Aug 26 16:25 2021

Quant Results File: M0825SUR.RES

Quant Method : M:\MAX\DATA\210825\M0825SUR.M (RTE Integrator)  
 Title : METHOD 8260B  
 Last Update : Thu Aug 26 11:16:48 2021  
 Response via : Initial Calibration  
 DataAcq Meth : M8260\_081021

Internal Standards	R.T.	QIon	Response	Conc	Units	Dev(Min)
1) Fluorobenzene (IS)	6.21	96	260876	25.00	ppb	0.00
4) Chlorobenzene-D5 (IS)	9.41	117	215380	25.00	ppb	0.00
7) 1,4-Dichlorobenzene-D (IS)	11.75	152	136295	25.00	ppb	0.00
System Monitoring Compounds						
2) Dibromofluoromethane(S)	5.42	111	77116	24.51	ppb	0.00
Spiked Amount						Recovery = 98.044%
3) 1,2-DCA-D4 (S)	5.82	65	49768	24.07	ppb	0.00
Spiked Amount						Recovery = 96.284%
5) Toluene-D8 (S)	7.95	98	250522	24.80	ppb	0.00
Spiked Amount						Recovery = 99.216%
6) 4-Bromofluorobenzene(S)	10.60	95	100010	25.38	ppb	0.00
Spiked Amount						Recovery = 101.520%

Target Compounds

Qvalue

Quantitation Report

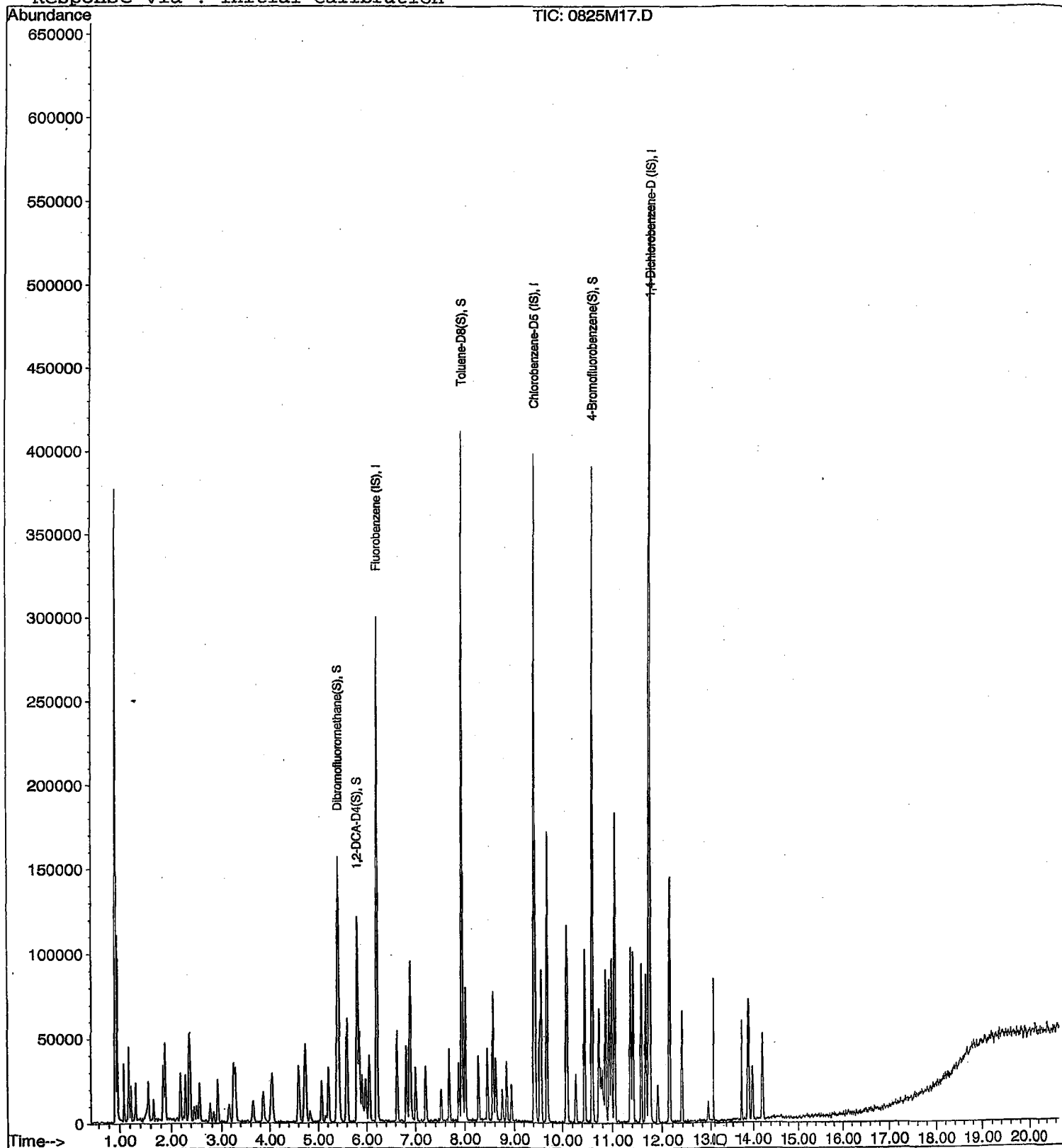
Data File : M:\MAX\DATA\210825\0825M17.D  
Acq On : 25 Aug 21 17:35  
Sample : 10ug/L VOC STD 8/25/21  
Misc : IS&S 6/4/21

Vial: 7  
Operator: LP,DG,CH  
Inst : Max  
Multiplr: 1.00

Quant Time: Aug 26 16:25 2021

Quant Results File: M0825SUR.RES

Method : M:\MAX\DATA\210825\M0825SUR.M (RTE Integrator)  
Title : METHOD 8260B  
Last Update : Thu Aug 26 11:16:48 2021  
Response via : Initial Calibration



Quantitation Report (Not Reviewed)

Data File : M:\MAX\DATA\210825\0825M18.D  
 Acq On : 25 Aug 21 18:03  
 Sample : 20ug/L VOC STD 8/25/21  
 Misc : IS&S 6/4/21

Vial: 8  
 Operator: LP,DG,CH  
 Inst : Max  
 Multiplr: 1.00

Quant Time: Aug 26 16:25 2021

Quant Results File: M0825SUR.RES

Quant Method : M:\MAX\DATA\210825\M0825SUR.M (RTE Integrator)  
 Title : METHOD 8260B  
 Last Update : Thu Aug 26 11:16:48 2021  
 Response via : Initial Calibration  
 DataAcq Meth : M8260\_081021

Internal Standards	R.T.	QIon	Response	Conc	Units	Dev(Min)
1) Fluorobenzene (IS)	6.21	96	258006	25.00	ppb	0.00
4) Chlorobenzene-D5 (IS)	9.41	117	222674	25.00	ppb	0.00
7) 1,4-Dichlorobenzene-D (IS)	11.75	152	141752	25.00	ppb	0.00
<b>System Monitoring Compounds</b>						
2) Dibromofluoromethane(S)	5.42	111	153975	49.49	ppb	0.00
Spiked Amount						Recovery = 197.940%
3) 1,2-DCA-D4(S)	5.81	65	102408	50.08	ppb	0.00
Spiked Amount						Recovery = 200.332%
5) Toluene-D8(S)	7.95	98	499120	47.80	ppb	0.00
Spiked Amount						Recovery = 191.196%
6) 4-Bromofluorobenzene(S)	10.60	95	195414	47.97	ppb	0.00
Spiked Amount						Recovery = 191.868%

Target Compounds

Qvalue

Quantitation Report

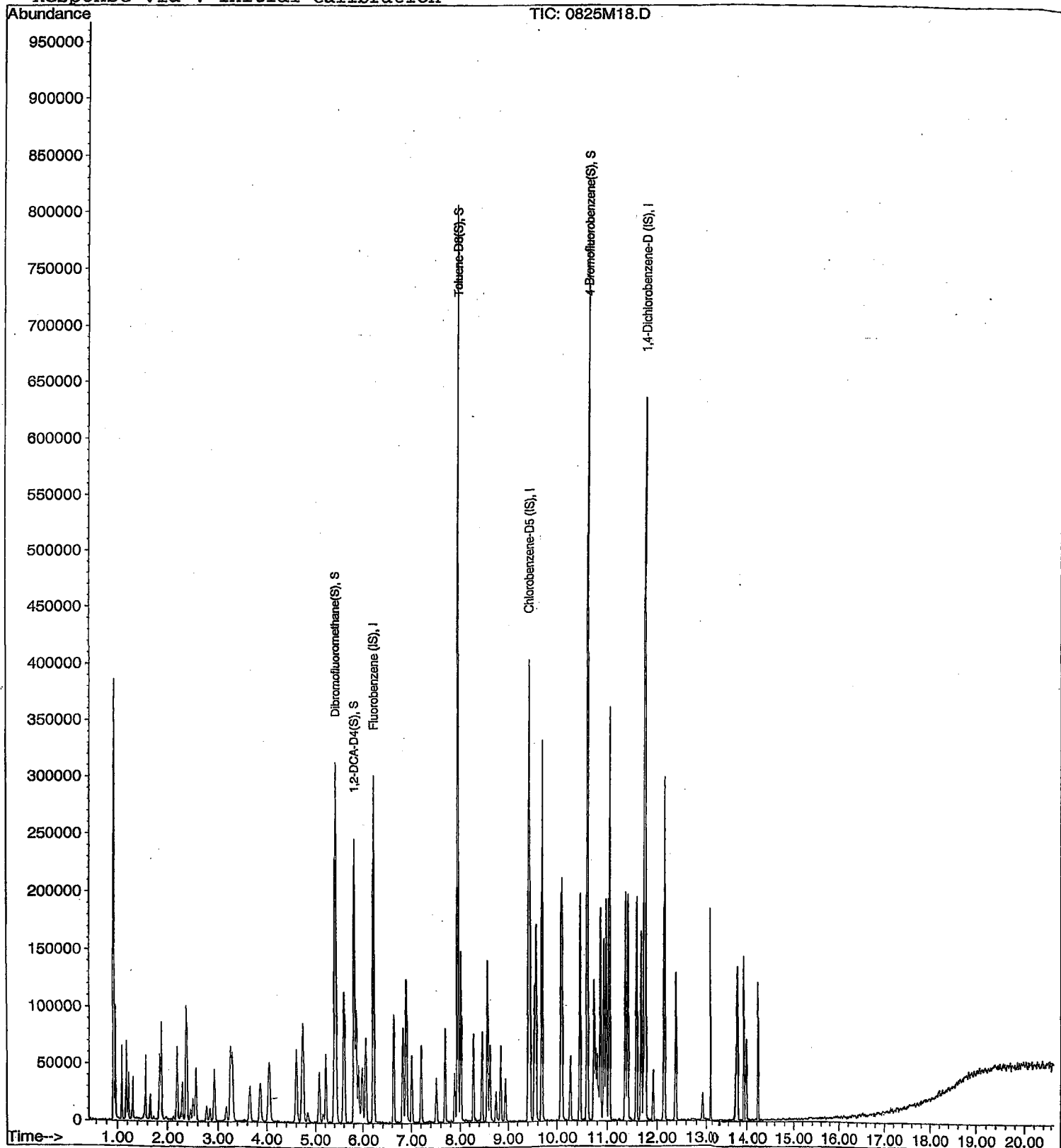
Data File : M:\MAX\DATA\210825\0825M18.D  
Acq On : 25 Aug 21 18:03  
Sample : 20ug/L VOC STD 8/25/21  
Misc : IS&S 6/4/21

Vial: 8  
Operator: LP,DG,CH  
Inst : Max  
Multiplr: 1.00

Quant Time: Aug 26 16:25 2021

Quant Results File: M0825SUR.RES

Method : M:\MAX\DATA\210825\M0825SUR.M (RTE Integrator)  
Title : METHOD 8260B  
Last Update : Thu Aug 26 11:16:48 2021  
Response via : Initial Calibration



Data File : M:\MAX\DATA\210825\0825M19.D  
 Acq On : 25 Aug 21 18:31  
 Sample : 40ug/L VOC STD 8/25/21  
 Misc : IS&S 6/4/21

Vial: 9  
 Operator: LP,DG,CH  
 Inst : Max  
 Multiplr: 1.00

Quant Time: Aug 26 16:25 2021

Quant Results File: M0825SUR.RES

Quant Method : M:\MAX\DATA\210825\M0825SUR.M (RTE Integrator)  
 Title : METHOD 8260B  
 Last Update : Thu Aug 26 11:16:48 2021  
 Response via : Initial Calibration  
 DataAcq Meth : M8260\_081021

Internal Standards	R.T.	QIon	Response	Conc	Units	Dev (Min)
1) Fluorobenzene (IS)	6.21	96	251853	25.00	ppb	0.00
4) Chlorobenzene-D5 (IS)	9.41	117	216925	25.00	ppb	0.00
7) 1,4-Dichlorobenzene-D (IS)	11.75	152	140689	25.00	ppb	0.00
<b>System Monitoring Compounds</b>						
2) Dibromofluoromethane(S)	5.41	111	151584	49.91	ppb	0.00
Spiked Amount	25.000		Recovery	=	199.628%	
3) 1,2-DCA-D4(S)	5.81	65	102456	51.33	ppb	0.00
Spiked Amount	25.000		Recovery	=	205.320%	
5) Toluene-D8(S)	7.95	98	486936	47.87	ppb	0.00
Spiked Amount	25.000		Recovery	=	191.472%	
6) 4-Bromofluorobenzene(S)	10.60	95	195822	49.34	ppb	0.00
Spiked Amount	25.000		Recovery	=	197.364%	

Target Compounds

Qvalue

Quantitation Report

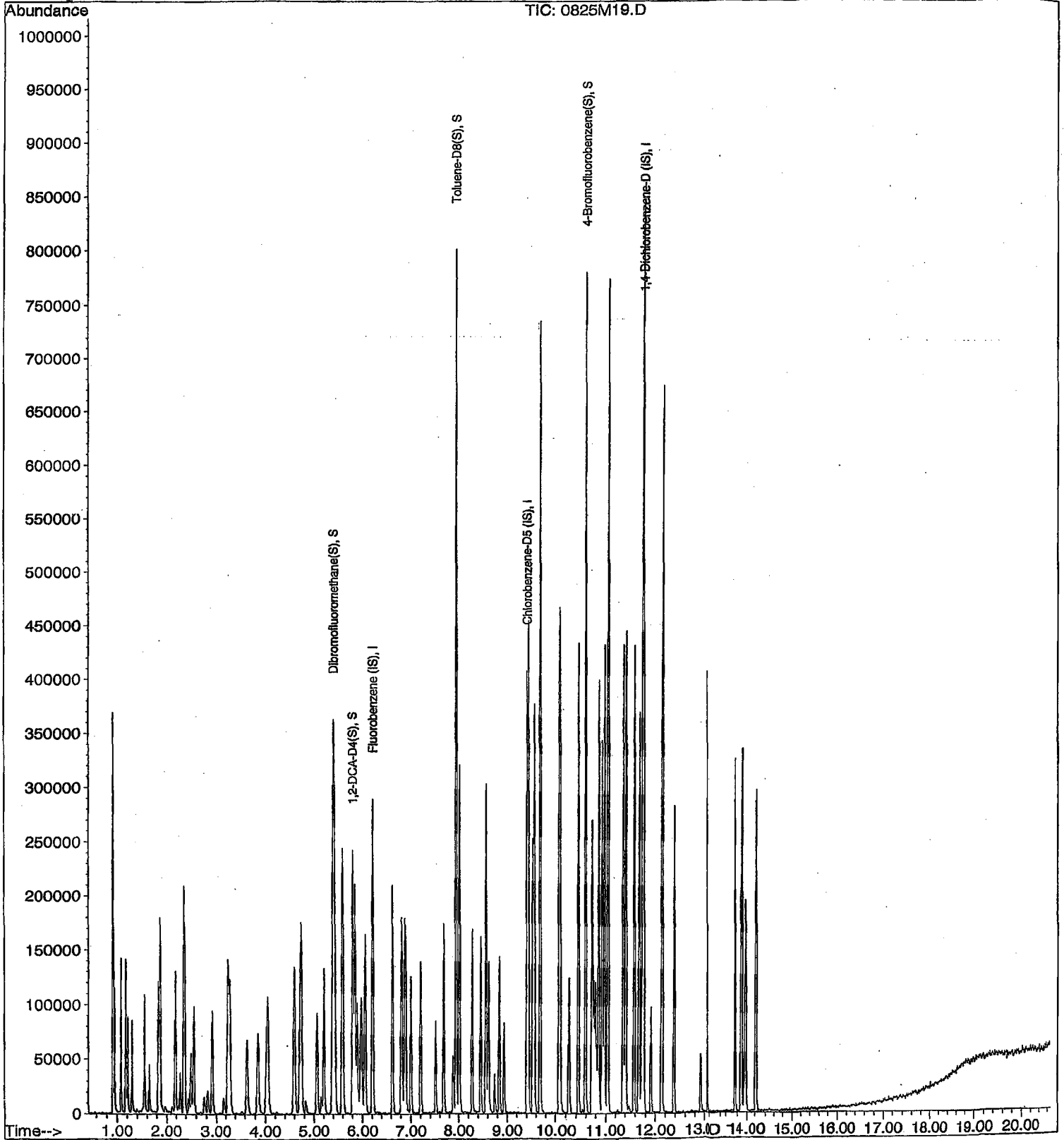
Data File : M:\MAX\DATA\210825\0825M19.D  
Acq On : 25 Aug 21 18:31  
Sample : 40ug/L VOC STD 8/25/21  
Misc : IS&S 6/4/21

Vial: 9  
Operator: LP, DG, CH  
Inst : Max  
Multiplr: 1.00

Quant Time: Aug 26 16:25 2021

Quant Results File: M0825SUR.RES

Method : M:\MAX\DATA\210825\M0825SUR.M (RTE Integrator)  
Title : METHOD 8260B  
Last Update : Thu Aug 26 11:16:48 2021  
Response via : Initial Calibration



Data File : M:\MAX\DATA\210825\0825M20.D  
 Acq On : 25 Aug 21 18:59  
 Sample : 100ug/L VOC STD 8/25/21  
 Misc : IS&S 6/4/21

Vial: 10  
 Operator: LP,DG,CH  
 Inst : Max  
 Multiplr: 1.00

Quant Time: Aug 26 16:25 2021

Quant Results File: M0825SUR.RES

Quant Method : M:\MAX\DATA\210825\M0825SUR.M (RTE Integrator)  
 Title : METHOD 8260B  
 Last Update : Thu Aug 26 11:16:48 2021  
 Response via : Initial Calibration  
 DataAcq Meth : M8260\_081021

Internal Standards	R.T.	QIon	Response	Conc	Units	Dev(Min)
1) Fluorobenzene (IS)	6.21	96	251268	25.00	ppb	0.00
4) Chlorobenzene-D5 (IS)	9.41	117	218191	25.00	ppb	0.00
7) 1,4-Dichlorobenzene-D (IS)	11.75	152	142788	25.00	ppb	0.00
System Monitoring Compounds						
2) Dibromofluoromethane(S)	5.42	111	272268	89.85	ppb	0.00
Spiked Amount				25.000		
					Recovery =	359.396%
3) 1,2-DCA-D4 (S)	5.81	65	179968	90.37	ppb	0.00
Spiked Amount				25.000		
					Recovery =	361.496%
5) Toluene-D8(S)	7.95	98	893556	87.33	ppb	0.00
Spiked Amount				25.000		
					Recovery =	349.324%
6) 4-Bromofluorobenzene(S)	10.60	95	358053	89.70	ppb	0.00
Spiked Amount				25.000		
					Recovery =	358.780%

Target Compounds

Qvalue

QUANTIFICATION REPORT

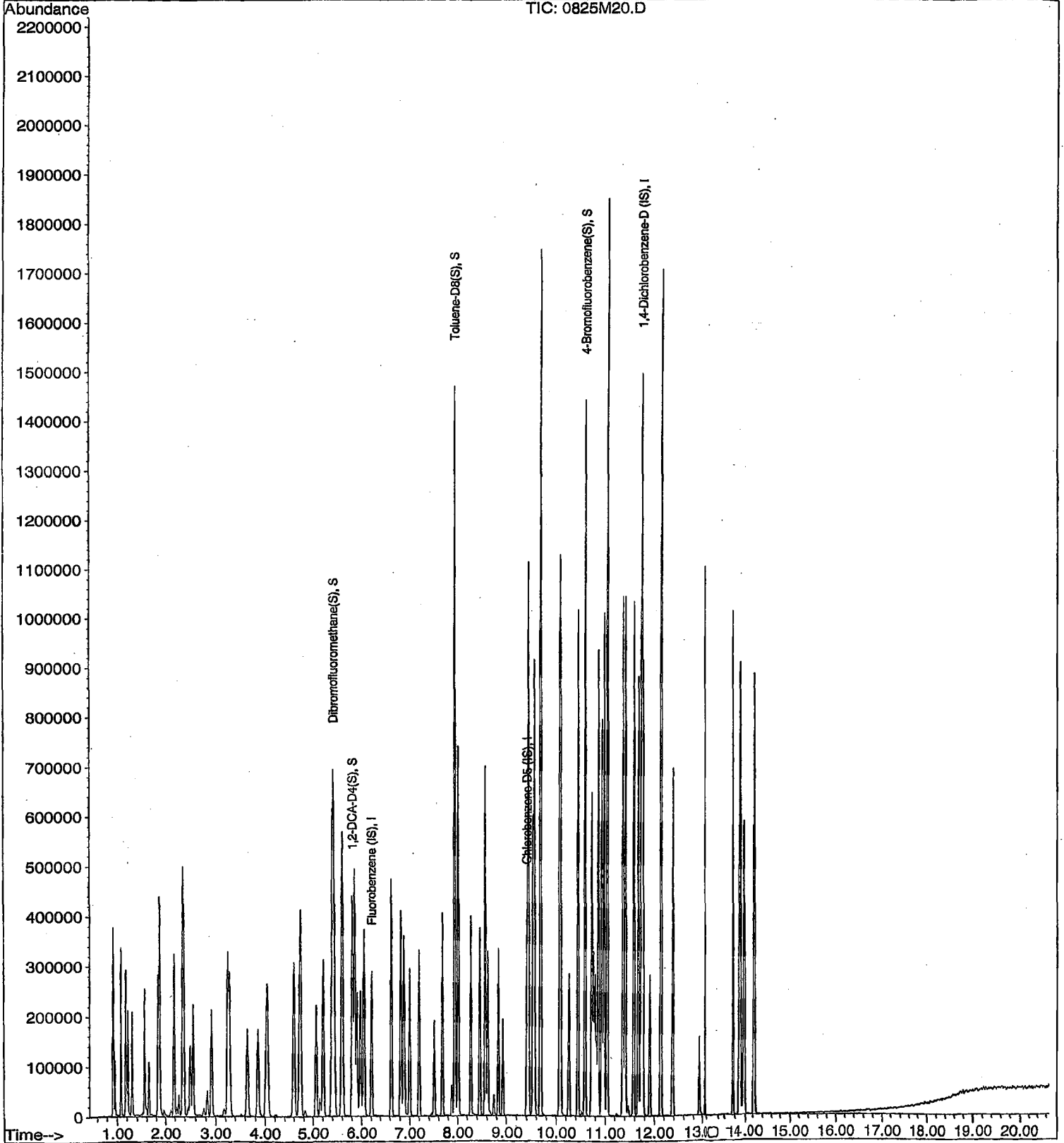
Data File : M:\MAX\DATA\210825\0825M20.D  
Acq On : 25 Aug 21 18:59  
Sample : 100ug/L VOC STD 8/25/21  
Misc : IS&S 6/4/21

Vial: 10  
Operator: LP,DG,CH  
Inst : Max  
Multiplr: 1.00

Quant Time: Aug 26 16:25 2021

Quant Results File: M0825SUR.RES

Method : M:\MAX\DATA\210825\M0825SUR.M (RTE Integrator)  
Title : METHOD 8260B  
Last Update : Thu Aug 26 11:16:48 2021  
Response via : Initial Calibration





VOLATILE ORGANIC ANALYSIS  
VOLATILE ORGANIC COMPOUNDS

Form 6  
Initial Calibration

Lab Name: APPL, Inc. \_\_\_\_\_

Case No: \_\_\_\_\_

Matrix: \_\_\_\_\_

SDG No: \_\_\_\_\_

Initial Cal. Date: 8/25/2021

Instrument: Max

Initials: \_\_\_\_\_

0825M23.D    0825M24.D    0825M25.D    0825M26.D    0825M27.D    0825M28.D    0825M29.D

	Compound	1	2	3	4	5	6	7				Avg	%RSD	Type	r <sup>2</sup>	Q	MRF
1	I Fluorobenzene (IS)																
2	TMHB Gasoline C6-C10	13.8	5.689	3.019	1.290	0.8206	0.7117	0.6349				3.7	130	TMHB	0.999		
3	TMHB Chlorobenzene-D5 (IS)																
4	TMHB 1,4-Dichlorobenzene (IS)																
5																	
6																	
7																	
8																	
9																	
10																	
11																	
12																	
13																	
14																	
15																	
16																	
17																	
18																	
19																	
20																	
21																	
22																	
23																	
24																	
25																	
26																	
27																	
28																	
29																	
30																	
31																	
32																	
33																	
34																	
35																	

Quantitation Report (QT Reviewed)

Data File : M:\MAX\DATA\210825\0825M23.D  
 Acq On : 25 Aug 21 20:23  
 Sample : 20ug/L GAS STD 8/25/21  
 Misc : IS&S 6/4/21

Vial: 13  
 Operator: LP,DG,CH  
 Inst : Max  
 Multiplr: 1.00

Quant Time: Aug 26 16:15 2021

Quant Results File: MGAS0825.RES

Quant Method : M:\MAX\DATA\210825\MGAS0825.M (RTE Integrator)  
 Title : METHOD 8260B  
 Last Update : Thu Aug 26 16:13:10 2021  
 Response via : Initial Calibration  
 DataAcq Meth : M8260\_081021

Internal Standards	R.T.	QIon	Response	Conc	Units	Dev(Min)
1) Fluorobenzene (IS)	6.21	TIC	284811	25.00	ppb	0.00
3) Chlorobenzene-D5 (IS)	11.75	TIC	236410m	25.00	ppb	0.00
4) 1,4-Dichlorobenzene (IS)	10.94	TIC	14670m	25.00	ppb	0.00

System Monitoring Compounds

Target Compounds	R.T.	QIon	Response	Conc	Units	Qvalue
2) Gasoline C6-C10	7.95	TIC	3136582m	38.03	ppb	100

Quantitation Report


Data File : M:\MAX\DATA\210825\0825M23.D  
Acq On : 25 Aug 21 20:23  
Sample : 20ug/L GAS STD 8/25/21  
Misc : IS&S 6/4/21

Vial: 13  
Operator: LP, DG, CH  
Inst : Max  
Multiplr: 1.00

Quant Time: Aug 26 16:15 2021

Quant Results File: MGAS0825.RES

Method : M:\MAX\DATA\210825\MGAS0825.M (RTE Integrator)  
Title : METHOD 8260B  
Last Update : Thu Aug 26 16:19:36 2021  
Response via : Initial Calibration



Quantitation Report (QT Reviewed)

Data File : M:\MAX\DATA\210825\0825M24.D  
 Acq On : 25 Aug 21 20:51  
 Sample : 50ug/L GAS STD 8/25/21  
 Misc : IS&S 6/4/21

Vial: 14  
 Operator: LP,DG,CH  
 Inst : Max  
 Multiplr: 1.00

Quant Time: Aug 26 16:15 2021

Quant Results File: MGAS0825.RES

Quant Method : M:\MAX\DATA\210825\MGAS0825.M (RTE Integrator)  
 Title : METHOD 8260B  
 Last Update : Thu Aug 26 16:13:10 2021  
 Response via : Initial Calibration  
 DataAcq Meth : M8260\_081021

Internal Standards	R.T.	QIon	Response	Conc	Units	Dev(Min)
1) Fluorobenzene (IS)	6.21	TIC	285081	25.00	ppb	0.00
3) Chlorobenzene-D5 (IS)	11.75	TIC	248593m	25.00	ppb	0.00
4) 1,4-Dichlorobenzene (IS)	10.94	TIC	21251m	25.00	ppb	0.00

System Monitoring Compounds

Target Compounds	R.T.	QIon	Response	Conc	Units	Qvalue
2) Gasoline C6-C10	7.95	TIC	3243874m	61.97	ppb	100

Quantitation Report

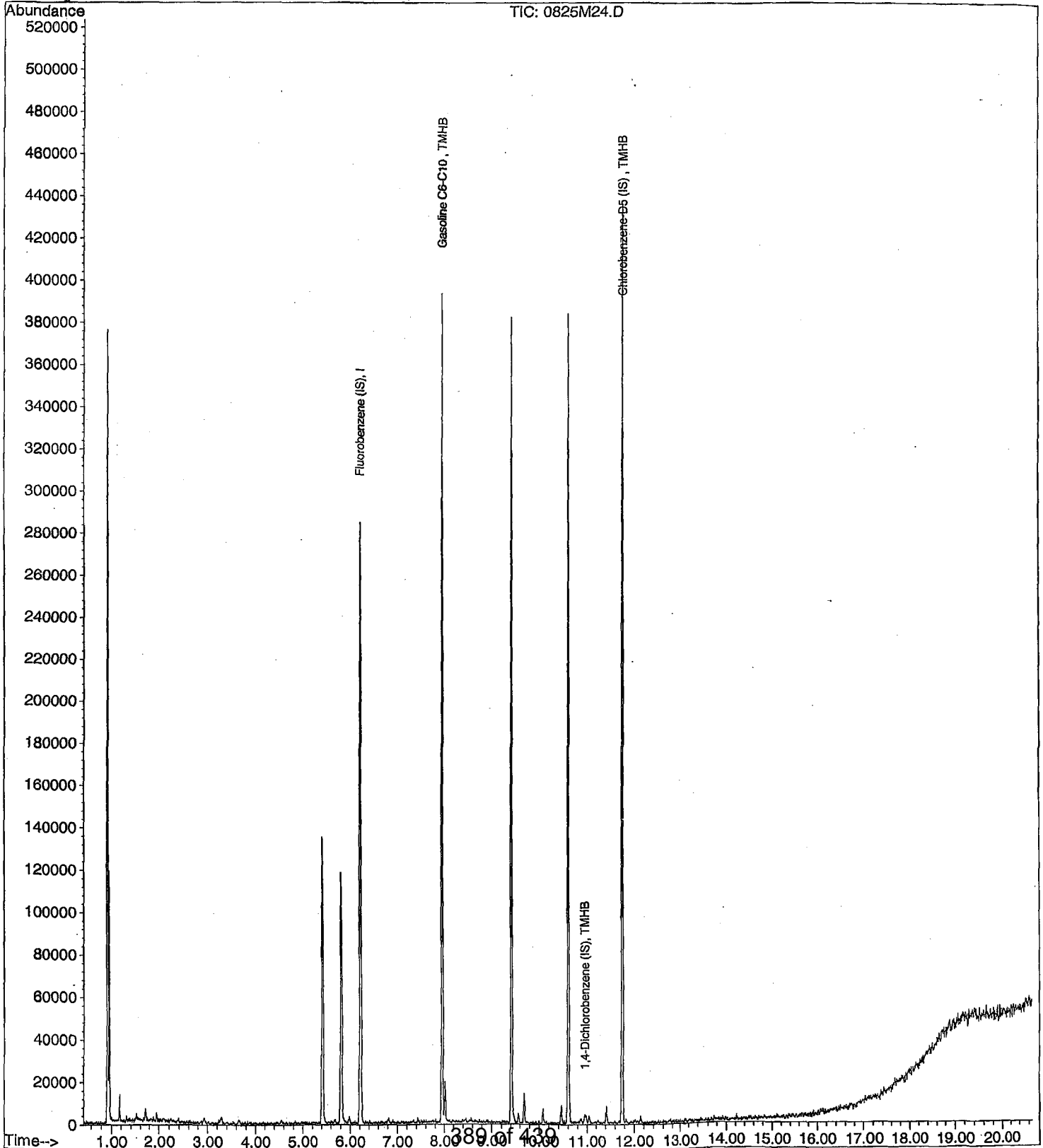
Data File : M:\MAX\DATA\210825\0825M24.D  
Acq On : 25 Aug 21 20:51  
Sample : 50ug/L GAS STD 8/25/21  
Misc : IS&S 6/4/21

Vial: 14  
Operator: LP,DG,CH  
Inst : Max  
Multiplr: 1.00

Quant Time: Aug 26 16:15 2021

Quant Results File: MGAS0825.RES

Method : M:\MAX\DATA\210825\MGAS0825.M (RTE Integrator)  
Title : METHOD 8260B  
Last Update : Thu Aug 26 16:19:36 2021  
Response via : Initial Calibration



Quantitation Report (QT Reviewed)

Data File : M:\MAX\DATA\210825\0825M25.D  
 Acq On : 25 Aug 21 21:19  
 Sample : 100ug/L GAS STD 8/25/21  
 Misc : IS&S 6/4/21

Vial: 15  
 Operator: LP,DG,CH  
 Inst : Max  
 Multiplr: 1.00

Quant Time: Aug 26 16:16 2021

Quant Results File: MGAS0825.RES

Quant Method : M:\MAX\DATA\210825\MGAS0825.M (RTE Integrator)  
 Title : METHOD 8260B  
 Last Update : Thu Aug 26 16:13:10 2021  
 Response via : Initial Calibration  
 DataAcq Meth : M8260\_081021

Internal Standards	R.T.	QIon	Response	Conc	Units	Dev (Min)
1) Fluorobenzene (IS)	6.21	TIC	286586	25.00	ppb	0.00
3) Chlorobenzene-D5 (IS)	11.75	TIC	245880m	25.00	ppb	0.00
4) 1,4-Dichlorobenzene (IS)	10.94	TIC	32801m	25.00	ppb	0.00

System Monitoring Compounds

Target Compounds	R.T.	QIon	Response	Conc	Units	Qvalue
2) Gasoline C6-C10	7.95	TIC	3460677m	107.56	ppb	100

Quantitation Report

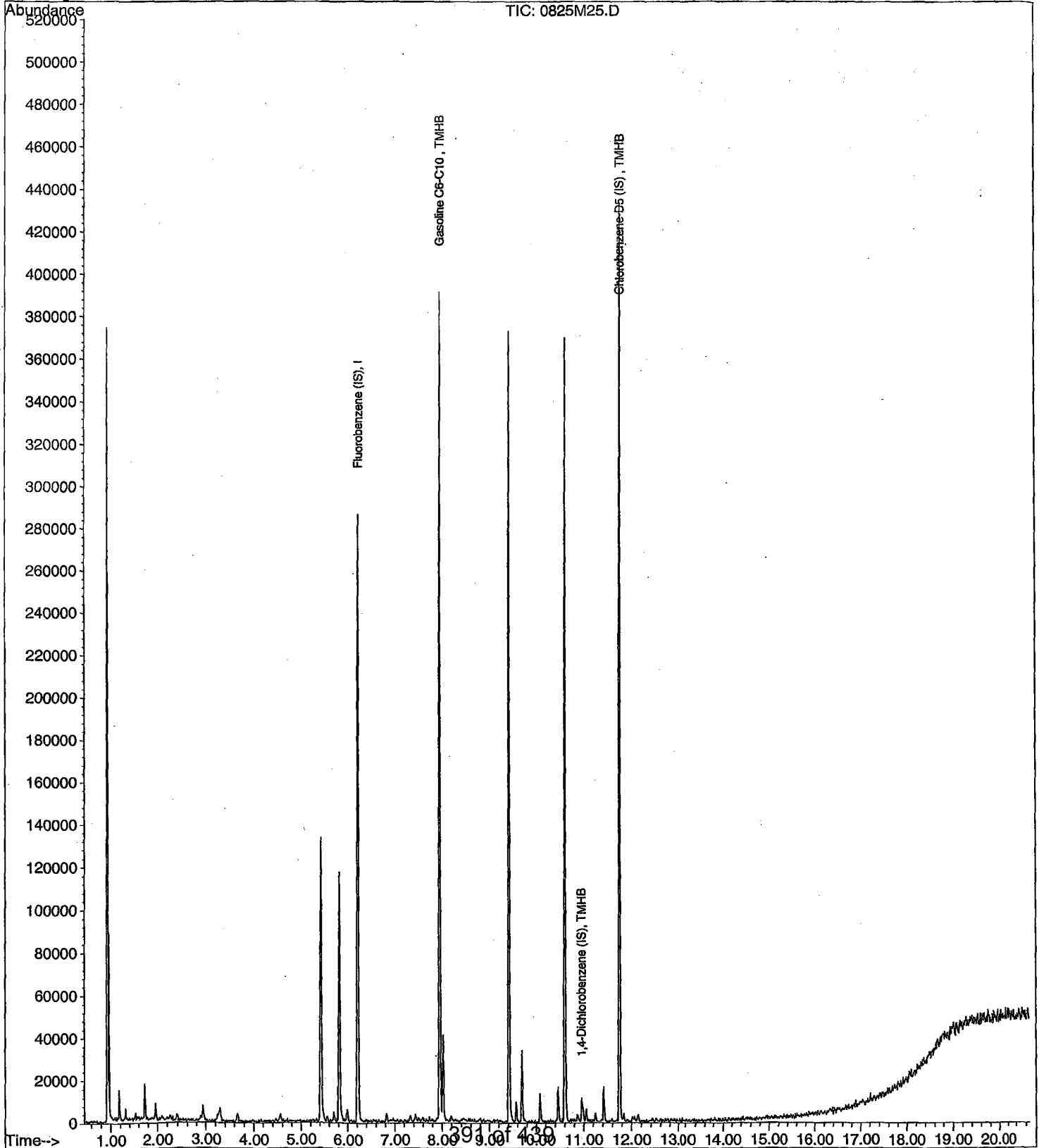
Data File : M:\MAX\DATA\210825\0825M25.D  
Acq On : 25 Aug 21 21:19  
Sample : 100ug/L GAS STD 8/25/21  
Misc : IS&S 6/4/21

Vial: 15  
Operator: LP,DG,CH  
Inst : Max  
Multiplr: 1.00

Quant Time: Aug 26 16:16 2021

Quant Results File: MGAS0825.RES

Method : M:\MAX\DATA\210825\MGAS0825.M (RTE Integrator)  
Title : METHOD 8260B  
Last Update : Thu Aug 26 16:19:36 2021  
Response via : Initial Calibration



Quantitation Report (QT Reviewed)

Data File : M:\MAX\DATA\210825\0825M26.D  
 Acq On : 25 Aug 21 21:47  
 Sample : 300ug/L GAS STD 8/25/21  
 Misc : IS&S 6/4/21

Vial: 16  
 Operator: LP, DG, CH  
 Inst : Max  
 Multiplr: 1.00

Quant Time: Aug 26 16:16 2021

Quant Results File: MGAS0825.RES

Quant Method : M:\MAX\DATA\210825\MGAS0825.M (RTE Integrator)  
 Title : METHOD 8260B  
 Last Update : Thu Aug 26 16:13:10 2021  
 Response via : Initial Calibration  
 DataAcq Meth : M8260\_081021

Internal Standards	R.T.	QIon	Response	Conc Units	Dev(Min)
1) Fluorobenzene (IS)	6.21	TIC	280163	25.00 ppb	0.00
3) Chlorobenzene-D5 (IS)	11.75	TIC	264646m	25.00 ppb	0.00
4) 1,4-Dichlorobenzene (IS)	10.94	TIC	87973m	25.00 ppb	0.00

System Monitoring Compounds

Target Compounds	R.T.	QIon	Response	Conc Units	Qvalue
2) Gasoline C6-C10	7.95	TIC	4335414m	329.97 ppb	100



Quantitation Report

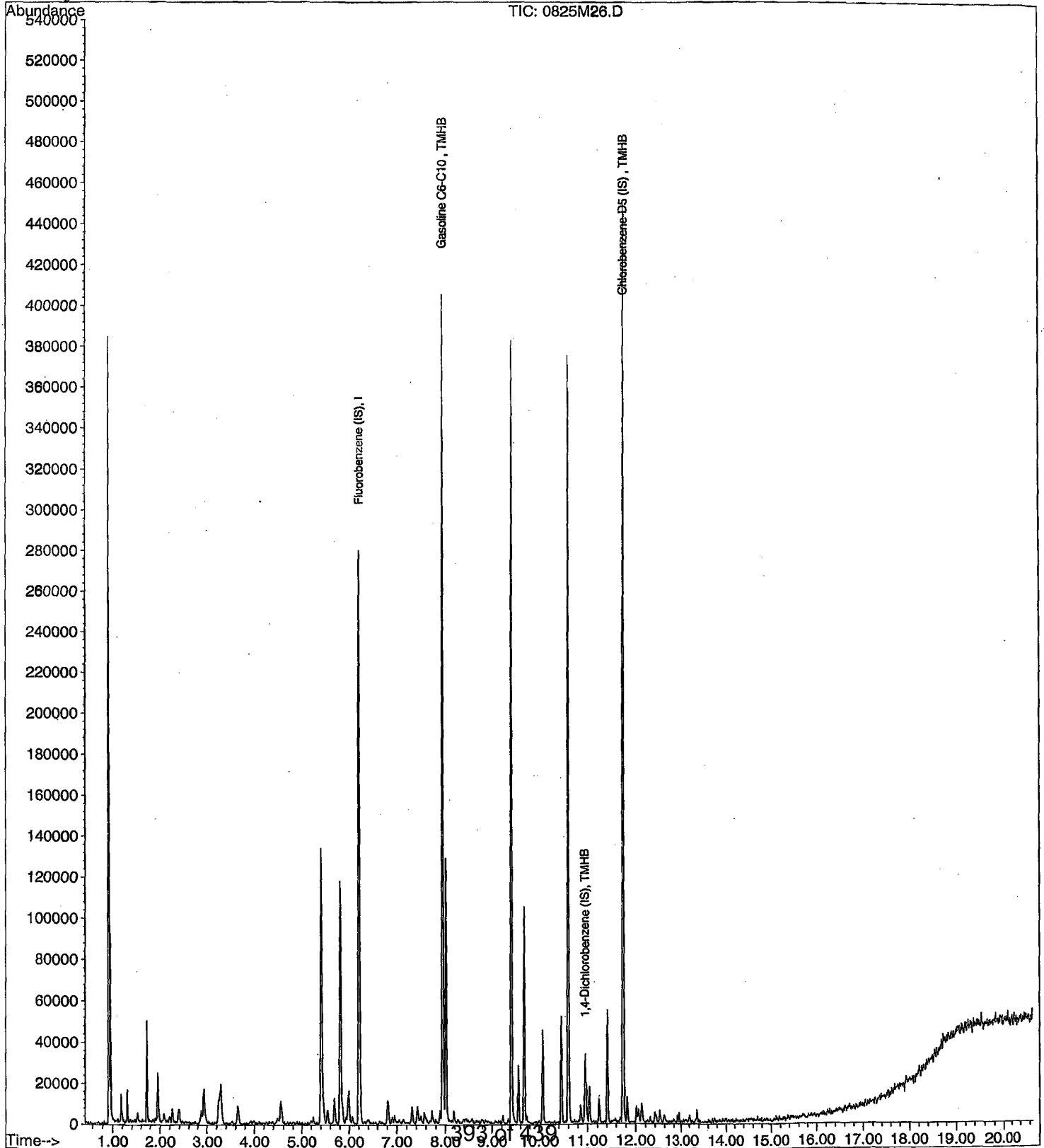
Data File : M:\MAX\DATA\210825\0825M26.D  
Acq On : 25 Aug 21 21:47  
Sample : 300ug/L GAS STD 8/25/21  
Misc : IS&S 6/4/21

Vial: 16  
Operator: LP,DG,CH  
Inst : Max  
Multiplr: 1.00

Quant Time: Aug 26 16:16 2021

Quant Results File: MGAS0825.RES

Method : M:\MAX\DATA\210825\MGAS0825.M (RTE Integrator)  
Title : METHOD 8260B  
Last Update : Thu Aug 26 16:19:36 2021  
Response via : Initial Calibration



Quantitation Report (QT Reviewed)

Data File : M:\MAX\DATA\210825\0825M27.D  
 Acq On : 25 Aug 21 22:14  
 Sample : 600ug/L GAS STD 8/25/21  
 Misc : IS&S 6/4/21

Vial: 17  
 Operator: LP,DG,CH  
 Inst : Max  
 Multiplr: 1.00

Quant Time: Aug 26 16:18 2021

Quant Results File: MGAS0825.RES

Quant Method : M:\MAX\DATA\210825\MGAS0825.M (RTE Integrator)  
 Title : METHOD 8260B  
 Last Update : Thu Aug 26 16:13:10 2021  
 Response via : Initial Calibration  
 DataAcq Meth : M8260\_081021

Internal Standards	R.T.	QIon	Response	Conc	Units	Dev (Min)
1) Fluorobenzene (IS)	6.21	TIC	283991	25.00	ppb	0.00
3) Chlorobenzene-D5 (IS)	11.75	TIC	290103m	25.00	ppb	0.00
4) 1,4-Dichlorobenzene (IS)	10.94	TIC	180429m	25.00	ppb	0.00

System Monitoring Compounds

Target Compounds	R.T.	QIon	Response	Conc	Units	Qvalue
2) Gasoline C6-C10	7.95	TIC	5593097m	606.10	ppb	100

Quantitation Report

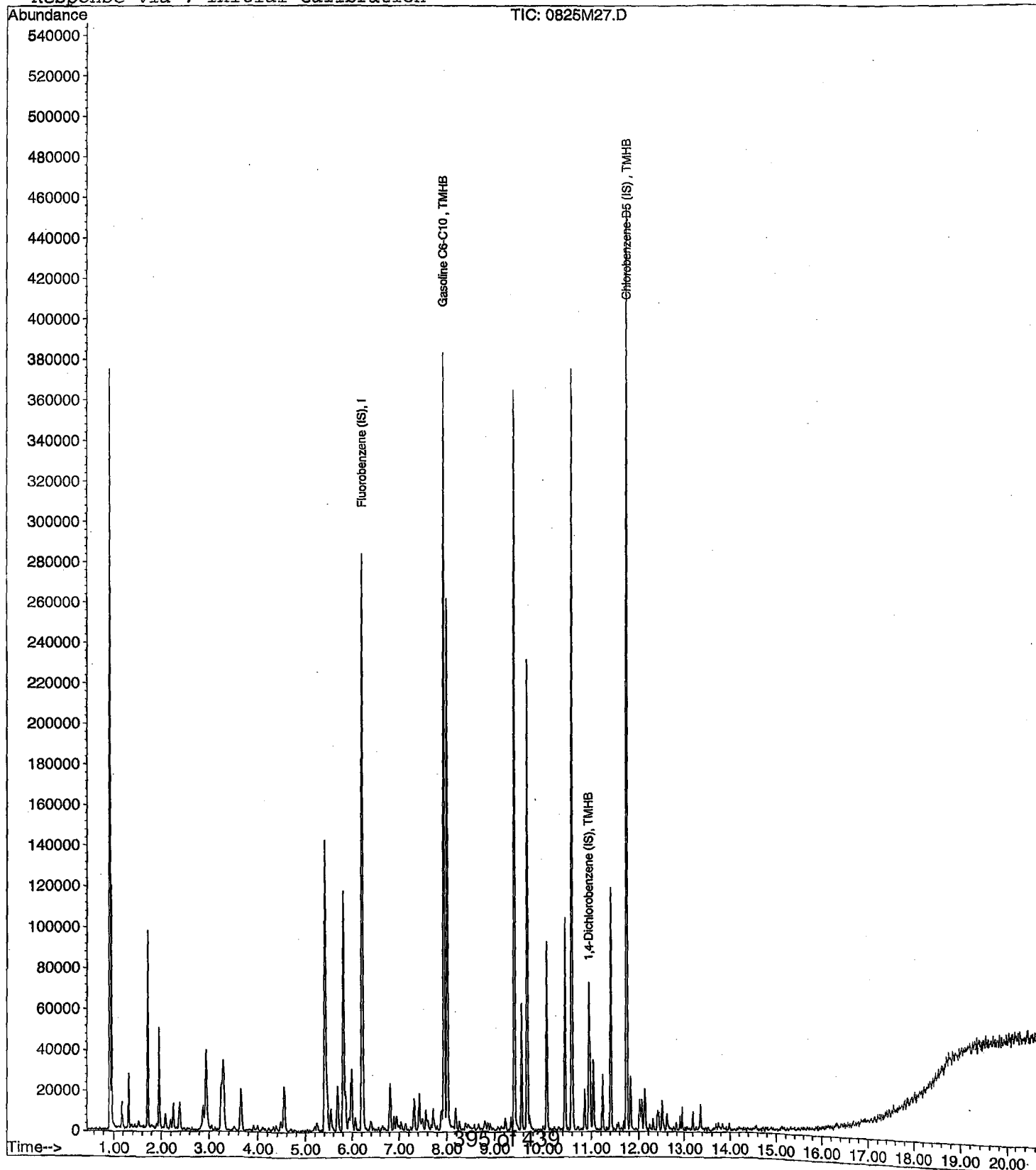
Data File : M:\MAX\DATA\210825\0825M27.D  
Acq On : 25 Aug 21 22:14  
Sample : 600ug/L GAS STD 8/25/21  
Misc : IS&S 6/4/21

Vial: 17  
Operator: LP,DG,CH  
Inst : Max  
Multiplr: 1.00

Quant Time: Aug 26 16:18 2021

Quant Results File: MGAS0825.RES

Method : M:\MAX\DATA\210825\MGAS0825.M (RTE Integrator)  
Title : METHOD 8260B  
Last Update : Thu Aug 26 16:19:36 2021  
Response via : Initial Calibration



Quantitation Report (QT Reviewed)

Data File : M:\MAX\DATA\210825\0825M28.D  
 Acq On : 25 Aug 21 22:42  
 Sample : 800ug/L GAS STD 8/25/21  
 Misc : IS&S 6/4/21

Vial: 18  
 Operator: LP,DG,CH  
 Inst : Max  
 Multiplr: 1.00

Quant Time: Aug 26 16:18 2021

Quant Results File: MGAS0825.RES

Quant Method : M:\MAX\DATA\210825\MGAS0825.M (RTE Integrator)  
 Title : METHOD 8260B  
 Last Update : Thu Aug 26 16:13:10 2021  
 Response via : Initial Calibration  
 DataAcq Meth : M8260\_081021

Internal Standards	R.T.	QIon	Response	Conc	Units	Dev(Min)
1) Fluorobenzene (IS)	6.21	TIC	288929	25.00	ppb	0.00
3) Chlorobenzene-D5 (IS)	11.75	TIC	313031m	25.00	ppb	0.00
4) 1,4-Dichlorobenzene (IS)	10.94	TIC	240514m	25.00	ppb	0.00

System Monitoring Compounds

Target Compounds	R.T.	QIon	Response	Conc	Units	Qvalue
2) Gasoline C6-C10	7.95	TIC	6580092m	807.60	ppb	100

Quantitation Report

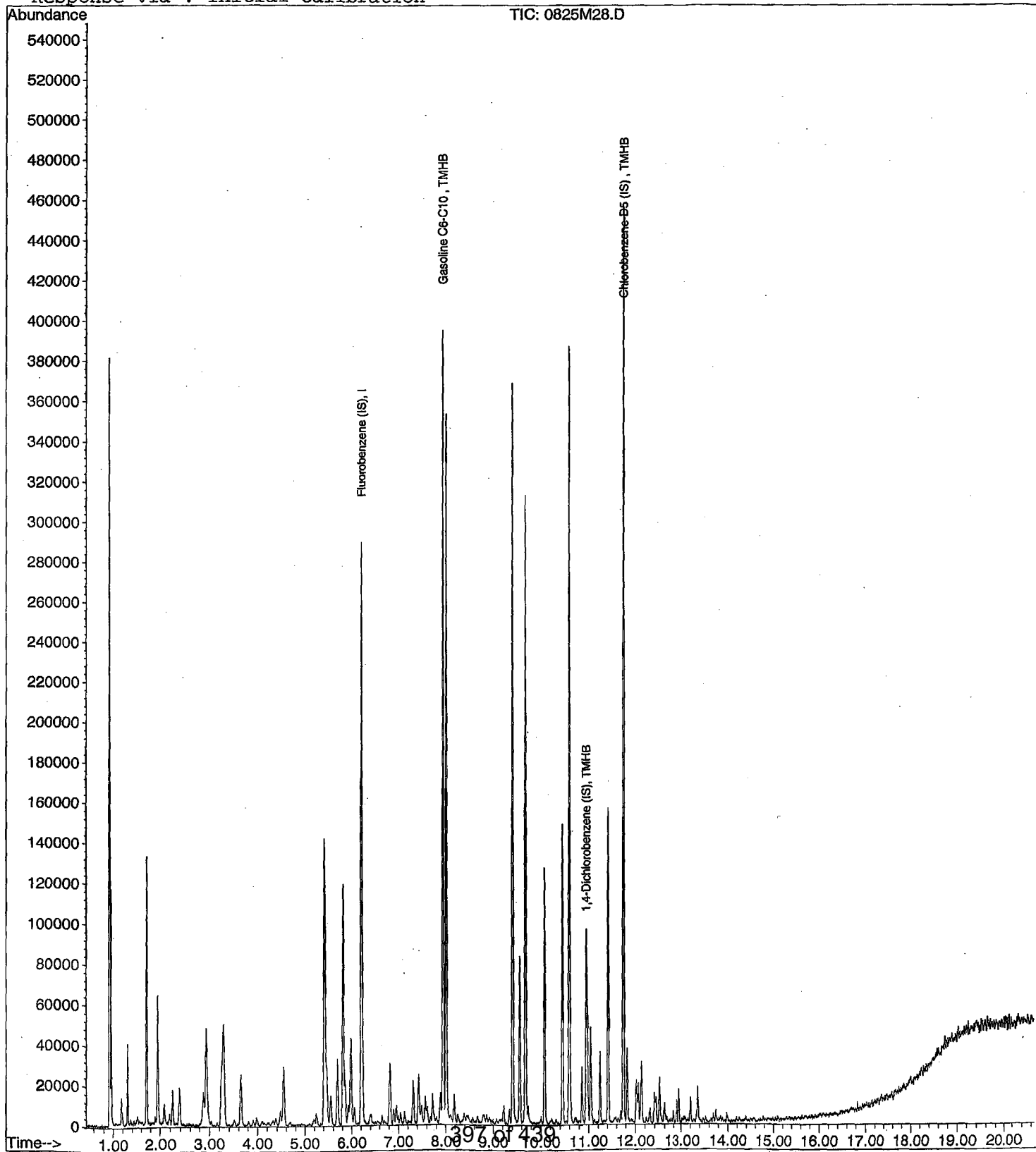
Data File : M:\MAX\DATA\210825\0825M28.D  
Acq On : 25 Aug 21 22:42  
Sample : 800ug/L GAS STD 8/25/21  
Misc : IS&S 6/4/21

Vial: 18  
Operator: LP,DG,CH  
Inst : Max  
Multiplr: 1.00

Quant Time: Aug 26 16:18 2021

Quant Results File: MGAS0825.RES

Method : M:\MAX\DATA\210825\MGAS0825.M (RTE Integrator)  
Title : METHOD 8260B  
Last Update : Thu Aug 26 16:19:36 2021  
Response via : Initial Calibration



Quantitation Report (QT Reviewed)

Data File : M:\MAX\DATA\210825\0825M29.D  
 Acq On : 25 Aug 21 23:10  
 Sample : 1000ug/L GAS STD 8/25/21  
 Misc : IS&S 6/4/21

Vial: 19  
 Operator: LP,DG,CH  
 Inst : Max  
 Multiplr: 1.00

Quant Time: Aug 26 16:19 2021

Quant Results File: MGAS0825.RES

Quant Method : M:\MAX\DATA\210825\MGAS0825.M (RTE Integrator)  
 Title : METHOD 8260B  
 Last Update : Thu Aug 26 16:13:10 2021  
 Response via : Initial Calibration  
 DataAcq Meth : M8260\_081021

Internal Standards	R.T.	QIon	Response	Conc	Units	Dev (Min)
1) Fluorobenzene (IS)	6.21	TIC	286598	25.00	ppb	0.00
3) Chlorobenzene-D5 (IS)	11.75	TIC	331346m	25.00	ppb	0.00
4) 1,4-Dichlorobenzene (IS)	10.94	TIC	289883m	25.00	ppb	0.00

System Monitoring Compounds

Target Compounds	R.T.	QIon	Response	Conc	Units	Qvalue
2) Gasoline C6-C10	8.02	TIC	7278206m	979.10	ppb	100

Quantitation Report

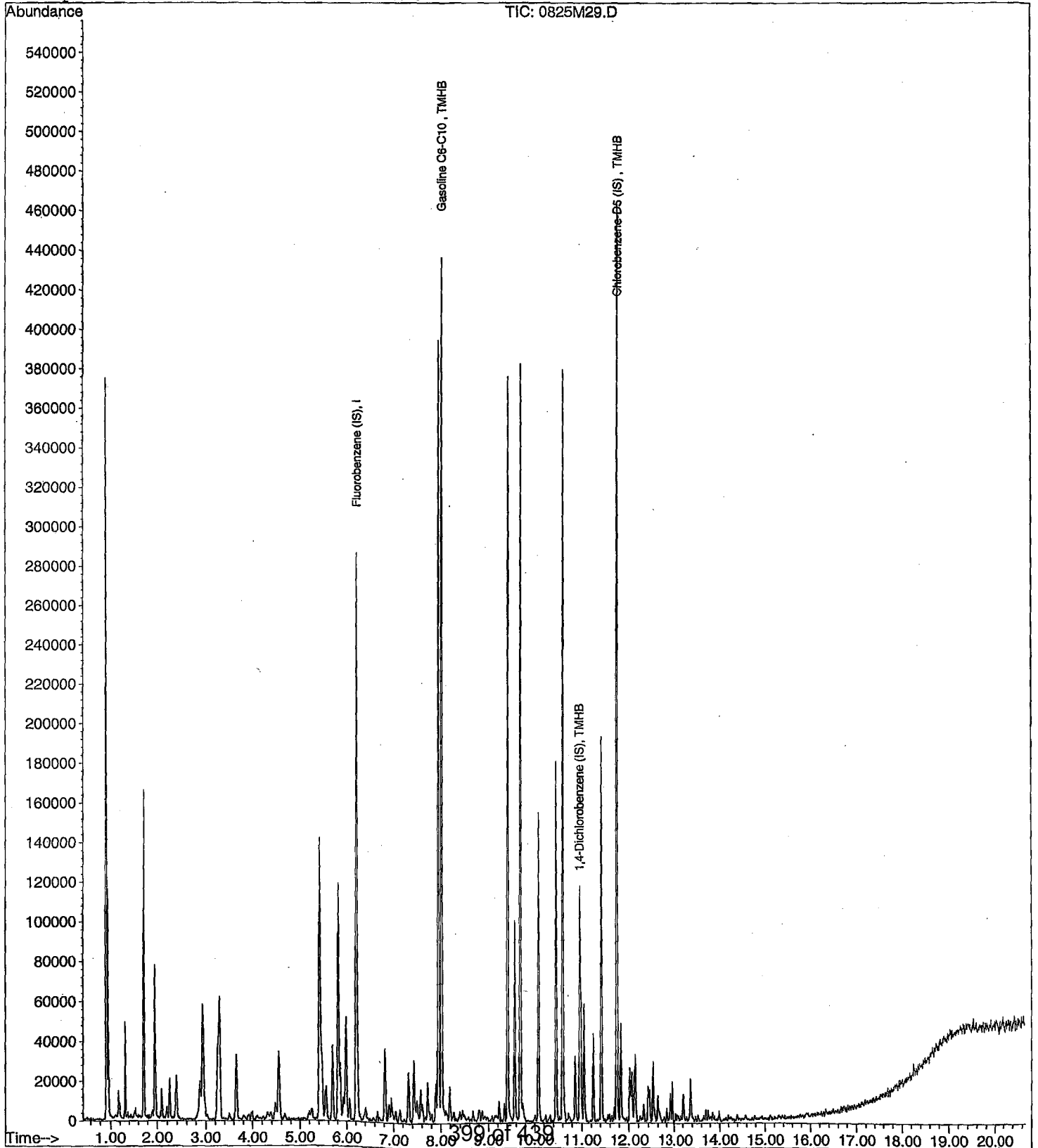
Data File : M:\MAX\DATA\210825\0825M29.D  
Acq On : 25 Aug 21 23:10  
Sample : 1000ug/L GAS STD 8/25/21  
Misc : IS&S 6/4/21

Vial: 19  
Operator: LP,DG,CH  
Inst : Max  
Multiplr: 1.00

Quant Time: Aug 26 16:19 2021

Quant Results File: MGAS0825.RES

Method : M:\MAX\DATA\210825\MGAS0825.M (RTE Integrator)  
Title : METHOD 8260B  
Last Update : Thu Aug 26 16:19:36 2021  
Response via : Initial Calibration



VOLATILE ORGANIC ANALYSIS  
VOLATILE ORGANIC COMPOUNDS

Form 7

Second Source Calibration

Lab Name: APPL, Inc.  
Case No: \_\_\_\_\_  
Matrix: \_\_\_\_\_

SDG No: \_\_\_\_\_  
Date Analyzed: 8/26/2021  
Instrument: Max  
Initial Cal. Date: 8/25/2021  
Data File: 0825M31.D

	Compound	MEAN	CCRF	%D	%Drift
1	TMHB Gasoline C6-C10	3.704	1.312	65	TMHBL 12
2					
3					
4					
5					
6					
7					
8					
9					
10					
11					
12					
13					
14					
15					
16					
17					
18					
19					
20					
21					
22					
23					
24					
25					
26					
27					
28					
29					
30					
31					
32					
33					
34					
35					
36					
37					
38					
39					
40					

Average

65.0



Quantitation Report (QT Reviewed)

Data File : M:\MAX\DATA\210825\0825M31.D  
 Acq On : 26 Aug 21 00:06  
 Sample : (SS) 300ug/L GAS STD 8/25/21  
 Misc : IS&S 6/4/21

Vial: 21  
 Operator: LP,DG,CH  
 Inst : Max  
 Multiplr: 1.00

Quant Time: Sep 1 8:52 2021

Quant Results File: MGAS0825.RES

Quant Method : M:\MAX\DATA\210825\MGAS0825.M (RTE Integrator)  
 Title : METHOD 8260B  
 Last Update : Thu Aug 26 16:19:36 2021  
 Response via : Initial Calibration  
 DataAcq Meth : M8260\_081021

Internal Standards	R.T.	QIon	Response	Conc	Units	Dev(Min)
1) Fluorobenzene (IS)	6.21	TIC	283312	25.00	ppb	0.00
3) Chlorobenzene-D5 (IS)	11.75	TIC	277458m	25.00	ppb	0.00
4) 1,4-Dichlorobenzene (IS)	10.94	TIC	112772m	25.00	ppb	0.00

System Monitoring Compounds

Target Compounds	R.T.	QIon	Response	Conc	Units	Qvalue
2) Gasoline C6-C10	7.95	TIC	4459802m	336.84	ppb	100

Quantitation Report

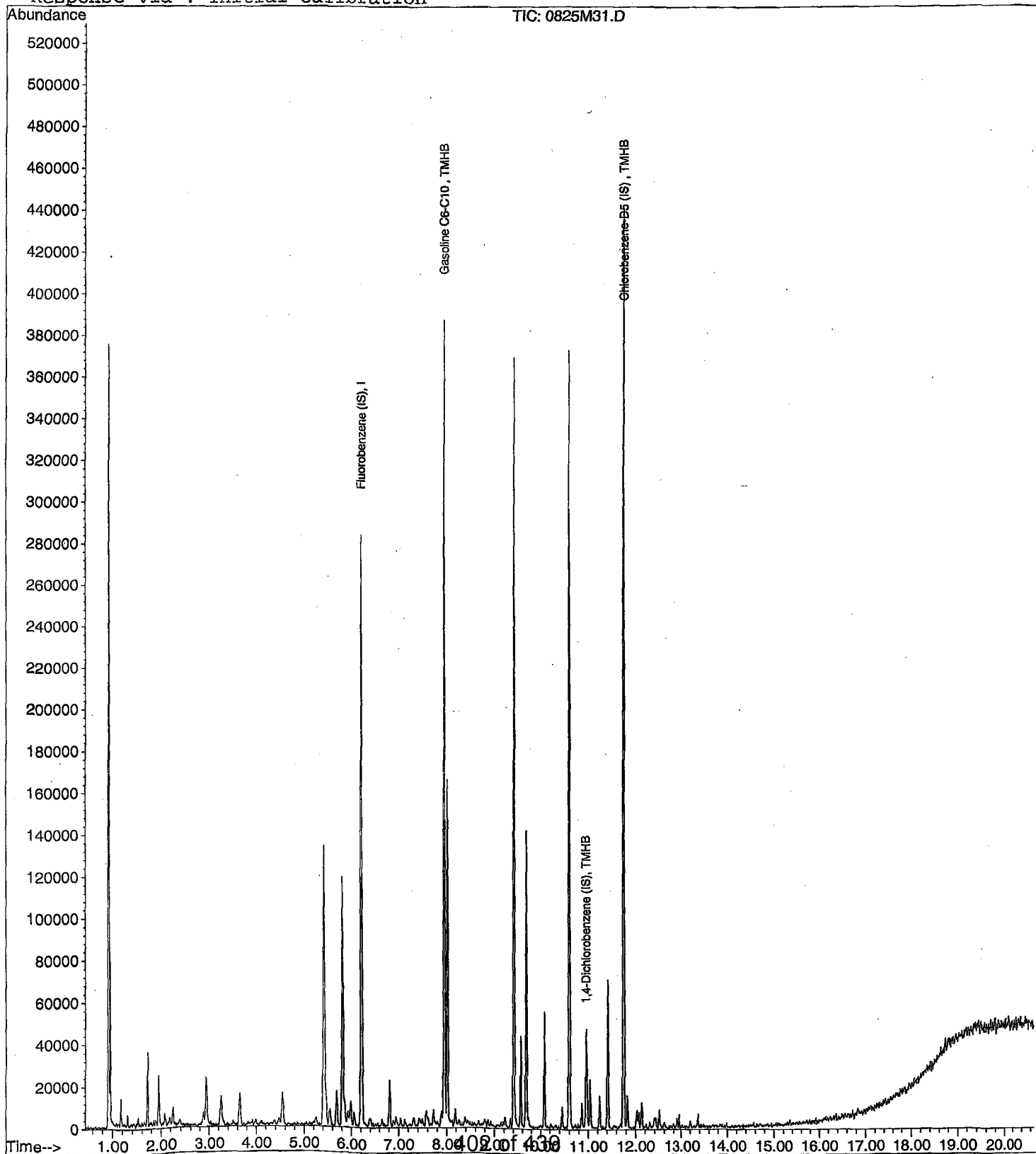
Data File : M:\MAX\DATA\210825\0825M31.D  
Acq On : 26 Aug 21 00:06  
Sample : (SS) 300ug/L GAS STD 8/25/21  
Misc : IS&S 6/4/21

Vial: 21  
Operator: LP,DG,CH  
Inst : Max  
Multiplr: 1.00

Quant Time: Sep 1 8:52 2021

Quant Results File: MGAS0825.RES

Method : M:\MAX\DATA\210825\MGAS0825.M (RTE Integrator)  
Title : METHOD 8260B  
Last Update : Thu Aug 26 16:19:36 2021  
Response via : Initial Calibration



VOLATILE ORGANIC ANALYSIS  
VOLATILE ORGANIC COMPOUNDS

Form 7

Continuing Calibration

Lab Name: APPL, Inc.  
Case No: \_\_\_\_\_  
Matrix: Water

SDG No: \_\_\_\_\_  
Date Analyzed: 2 Nov 21 11:55  
Instrument: Max  
Initial Cal. Date: 8/25/2021  
Data File: 1102M07.D

	Compound	MEAN	CCRF	%D	%Drift
1	I Fluorobenzene (IS)	ISTD			I
2	TMHB Gasoline C6-C10	3.704	1.244	66	TMHBL 6.0
3	TMHB Chlorobenzene-D5 (IS)	ISTD			TMHB
4	TMHB 1,4-Dichlorobenzene (IS)	ISTD			TMHB
5					
6					
7					
8					
9					
10					
11					
12					
13					
14					
15					
16					
17					
18					
19					
20					
21					
22					
23					
24					
25					
26					
27					
28					
29					
30					
31					
32					
33					
34					
35					
36					
37					
38					
39					
40					

Average

66.0

VOLATILE ORGANIC ANALYSIS BY  
EPA METHOD 8260B

Form 7

Continuing Calibration

Lab Name: APPL, Inc.  
Case No: \_\_\_\_\_  
Matrix: Water

SDG No: \_\_\_\_\_  
Date Analyzed: 2 Nov 21 11:55  
Instrument: Max  
Initial Cal. Date: 8/25/2021  
Data File: 1102M07.D

		Compound	MEAN	CCRF	%D	%Drift
1	I	Fluorobenzene (IS)	ISTD			I
2	S	Dibromofluoromethane(S)	0.3015	0.3347	11	S
3	S	1,2-DCA-D4(S)	0.1981	0.2324	17	S
4	I	Chlorobenzene-D5 (IS)	ISTD			I
5	S	Toluene-D8(S)	1.172	1.144	2.4	S
6	S	4-Bromofluorobenzene(S)	0.4574	0.4507	1.5	S
7	I	1,4-Dichlorobenzene-D (IS)	ISTD			I
8						
9						
10						
11						
12						
13						
14						
15						
16						
17						
18						
19						
20						
21						
22						
23						
24						
25						
26						
27						
28						
29						
30						
31						
32						
33						
34						
35						
36						
37						
38						
39						
40						

Average

8.0

Quantitation Report (QT Reviewed)

Data File : M:\MAX\DATA\211029\1102M07.D  
 Acq On : 2 Nov 21 11:55  
 Sample : 211102A CCV 300ug/L  
 Misc : IS&S 8/4/21

Vial: 7  
 Operator: LP,DG,CH  
 Inst : Max  
 Multiplr: 1.00

Quant Time: Nov 2 11:22 2021

Quant Results File: MGAS0825.RI

Quant Method : M:\MAX\DATA\210922\MGAS0825.M (RTE Integrator)  
 Title : METHOD 8260B  
 Last Update : Thu Aug 26 16:19:36 2021  
 Response via : Initial Calibration  
 DataAcq Meth : M8260

Internal Standards	R.T.	QIon	Response	Conc	Units	Dev(Min)
1) Fluorobenzene (IS)	6.37	TIC	414752	25.00	ppb	0.16
3) Chlorobenzene-D5 (IS)	11.75	TIC	1104567m	25.00	ppb	0.00
4) 1,4-Dichlorobenzene (IS)	10.94	TIC	104025m	25.00	ppb	0.00

System Monitoring Compounds

Target Compounds	R.T.	QIon	Response	Conc	Units	Qvalue
2) Gasoline C6-C10	10.70	TIC	6191436m	282.11	ppb	100

Quantitation Report (Not Reviewed)

Data File : M:\MAX\DATA\211029\1102M07.D Vial: 7  
 Acq On : 2 Nov 21 11:55 Operator: LP,DG,CH  
 Sample : 211102A CCV 300ug/L Inst : Max  
 Misc : IS&S 8/4/21 Multiplr: 1.00

Quant Time: Dec 1 5:32 2021 Quant Results File: M0825SUR.RI

Quant Method : M:\MAX\DATA\210922\M0825SUR.M (RTE Integrator)  
 Title : METHOD 8260B  
 Last Update : Thu Aug 26 11:16:48 2021  
 Response via : Initial Calibration  
 DataAcq Meth : M8260

Internal Standards	R.T.	QIon	Response	Conc	Units	Dev(Min)
1) Fluorobenzene (IS)	6.37	96	345640	25.00	ppb	0.16
4) Chlorobenzene-D5 (IS)	9.52	117	321874	25.00	ppb	0.11
7) 1,4-Dichlorobenzene-D (IS)	11.84	152	203950	25.00	ppb	0.10
System Monitoring Compounds						
2) Dibromofluoromethane(S)	5.59	111	115689	27.75	ppb	0.17
Spiked Amount	25.000		Recovery	=	111.016%	
3) 1,2-DCA-D4(S)	5.98	65	80312	29.32	ppb	0.16
Spiked Amount	25.000		Recovery	=	117.272%	
5) Toluene-D8(S)	8.08	98	368144	24.39	ppb	0.13
Spiked Amount	25.000		Recovery	=	97.560%	
6) 4-Bromofluorobenzene(S)	10.70	95	145066	24.63	ppb	0.10
Spiked Amount	25.000		Recovery	=	98.536%	

Target Compounds Qvalue

Quantitation Report

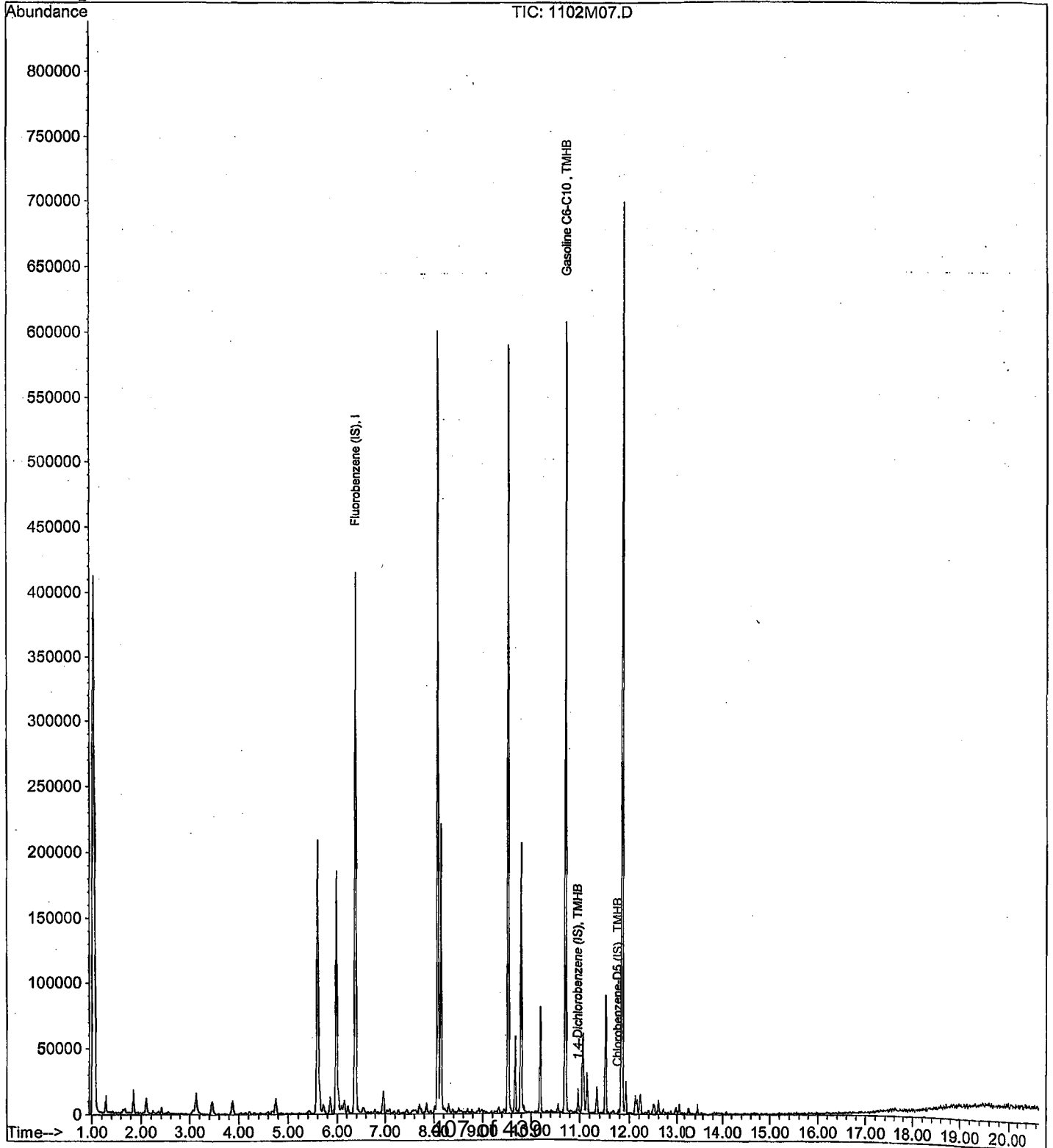
Data File : M:\MAX\DATA\211029\1102M07.D  
Acq On : 2 Nov 21 11:55  
Sample : 211102A CCV 300ug/L  
Misc : IS&S 8/4/21

Vial: 7  
Operator: LP,DG,CH  
Inst : Max  
Multiplr: 1.00

Quant Time: Nov 2 11:22 2021

Quant Results File: MGAS0825.RI

Method : M:\LOKI\DATA\211129\LGAS1129.M (RTE Integrator)  
Title : METHOD 8260B  
Last Update : Tue Nov 30 10:16:55 2021  
Response via : Initial Calibration



VOLATILE ORGANIC ANALYSIS  
VOLATILE ORGANIC COMPOUNDS

Form 7

Ending Continuing Calibration

Lab Name: APPL, Inc.  
Case No: \_\_\_\_\_  
Matrix: Water

SDG No: \_\_\_\_\_  
Date Analyzed: 2 Nov 21 20:25  
Instrument: Max  
Initial Cal. Date: 8/25/2021  
Data File: 1102M25.D

	Compound	MEAN	CCRF	%D	%Drift
1	Fluorobenzene (IS)	ISTD			
2	TMHB Gasoline C6-C10	3.704	1.233	67	TMHBL 9.0
3	TMHB Chlorobenzene-D5 (IS)	ISTD			TMHB
4	TMHB 1,4-Dichlorobenzene (IS)	ISTD			TMHB
5					
6					
7					
8					
9					
10					
11					
12					
13					
14					
15					
16					
17					
18					
19					
20					
21					
22					
23					
24					
25					
26					
27					
28					
29					
30					
31					
32					
33					
34					
35					
36					
37					
38					
39					
40					

Average

67.0



VOLATILE ORGANIC ANALYSIS BY  
EPA METHOD 8260B

Form 7

Ending Continuing Calibration

Lab Name: APPL, Inc.  
Case No: \_\_\_\_\_  
Matrix: Water

SDG No: \_\_\_\_\_  
Date Analyzed: 2 Nov 21 20:25  
Instrument: Max  
Initial Cal. Date: 8/25/2021  
Data File: 1102M25.D

	Compound	MEAN	CCRF	%D	%Drift
1	Fluorobenzene (IS)	ISTD			
2 S	Dibromofluoromethane(S)	0.3015	0.3310	9.8	S
3 S	1,2-DCA-D4(S)	0.1981	0.2233	13	S
4	Chlorobenzene-D5 (IS)	ISTD			
5 S	Toluene-D8(S)	1.172	1.169	0.25	S
6 S	4-Bromofluorobenzene(S)	0.4574	0.4520	1.2	S
7	1,4-Dichlorobenzene-D (IS)	ISTD			
8					
9					
10					
11					
12					
13					
14					
15					
16					
17					
18					
19					
20					
21					
22					
23					
24					
25					
26					
27					
28					
29					
30					
31					
32					
33					
34					
35					
36					
37					
38					
39					
40					

Average

6.1

Quantitation Report (QT Reviewed)

Data File : M:\MAX\DATA\211029\1102M25.D  
 Acq On : 2 Nov 21 20:25  
 Sample : Ending CCV 300ug/L 11/02/21  
 Misc : IS&S 8/4/21

Vial: 25  
 Operator: LP,DG,CH  
 Inst : Max  
 Multiplr: 1.00

Quant Time: Nov 3 6:59 2021

Quant Results File: MGAS0825.RE

Quant Method : M:\MAX\DATA\210922\MGAS0825.M (RTE Integrator)  
 Title : METHOD 8260B  
 Last Update : Thu Aug 26 16:19:36 2021  
 Response via : Initial Calibration  
 DataAcq Meth : M8260

Internal Standards	R.T.	QIon	Response	Conc	Units	Dev(Min)
1) Fluorobenzene (IS)	6.37	TIC	450539	25.00	ppb	0.15
3) Chlorobenzene-D5 (IS)	11.75	TIC	1156046m	25.00	ppb	0.00
4) 1,4-Dichlorobenzene (IS)	10.94	TIC	112252m	25.00	ppb	0.00

System Monitoring Compounds

Target Compounds	R.T.	QIon	Response	Conc	Units	Qvalue
2) Gasoline C6-C10	8.07	TIC	6664712m	273.01	ppb	100

Quantitation Report (Not Reviewed)

Data File : M:\MAX\DATA\211029\1102M25.D  
 Acq On : 2 Nov 21 20:25  
 Sample : Ending CCV 300ug/L 11/02/21  
 Misc : IS&S 8/4/21

Vial: 25  
 Operator: LP, DG, CH  
 Inst : Max  
 Multiplr: 1.00

Quant Time: Dec 1 5:32 2021

Quant Results File: M0825SUR.RE

Quant Method : M:\MAX\DATA\210922\M0825SUR.M (RTE Integrator)  
 Title : METHOD 8260B  
 Last Update : Thu Aug 26 11:16:48 2021  
 Response via : Initial Calibration  
 DataAcq Meth : M8260

Internal Standards	R.T.	QIon	Response	Conc	Units	Dev(Min)
1) Fluorobenzene (IS)	6.37	96	377731	25.00	ppb	0.15
4) Chlorobenzene-D5 (IS)	9.52	117	340196	25.00	ppb	0.11
7) 1,4-Dichlorobenzene-D (IS)	11.84	152	218540	25.00	ppb	0.10
<b>System Monitoring Compounds</b>						
2) Dibromofluoromethane (S)	5.59	111	125047	27.45	ppb	0.17
Spiked Amount	25.000		Recovery	=	109.800%	
3) 1,2-DCA-D4 (S)	5.98	65	84336	28.17	ppb	0.16
Spiked Amount	25.000		Recovery	=	112.688%	
5) Toluene-D8 (S)	8.07	98	397835	24.94	ppb	0.12
Spiked Amount	25.000		Recovery	=	99.752%	
6) 4-Bromofluorobenzene (S)	10.70	95	153776	24.71	ppb	0.10
Spiked Amount	25.000		Recovery	=	98.828%	

Target Compounds

Qvalue

Quantitation Report

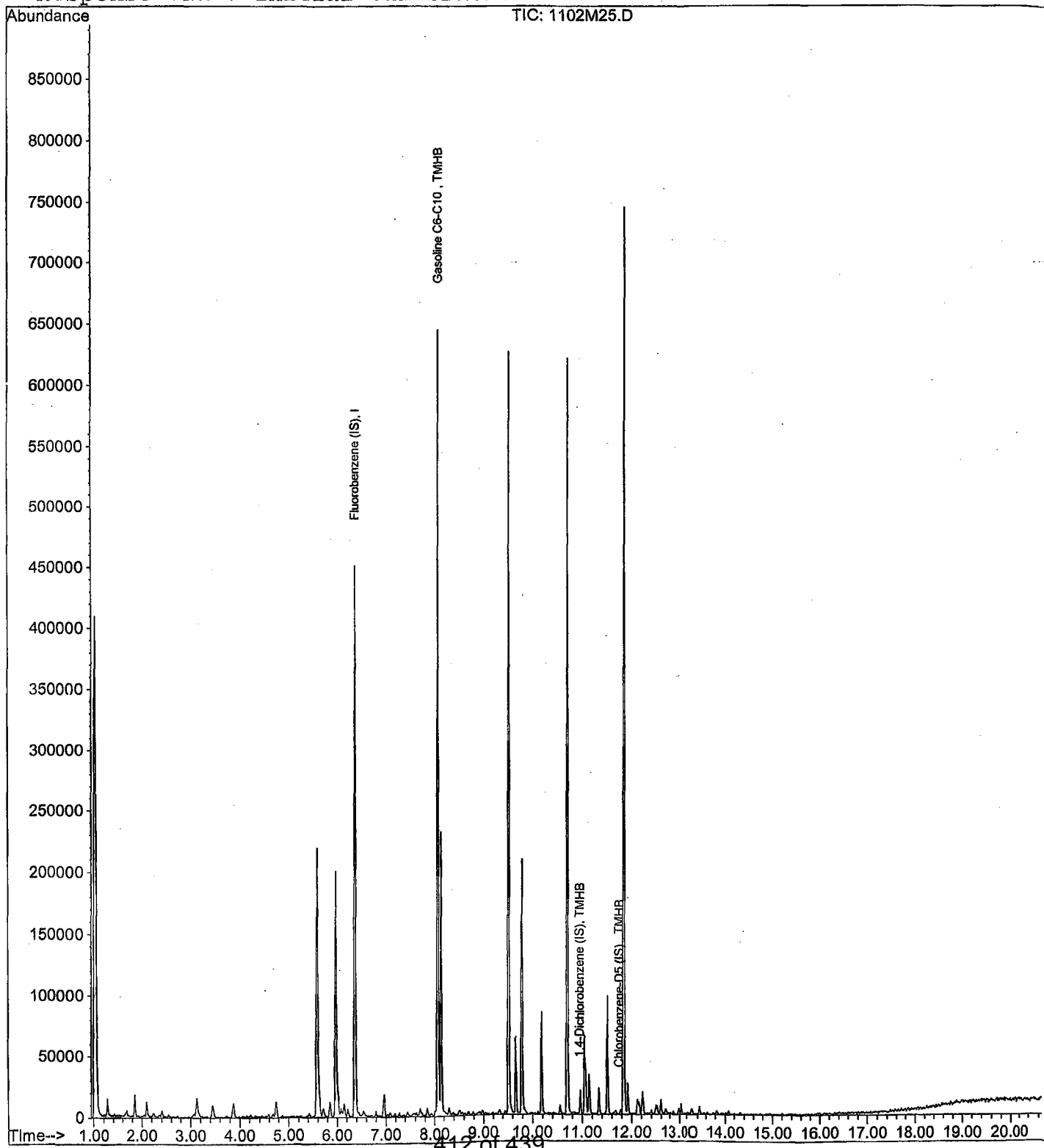
Data File : M:\MAX\DATA\211029\1102M25.D  
Acq On : 2 Nov 21 20:25  
Sample : Ending CCV 300ug/L 11/02/21  
Misc : IS&S 8/4/21

Vial: 25  
Operator: LP,DG,CH  
Inst : Max  
Multiplr: 1.00

Quant Time: Nov 3 6:59 2021

Quant Results File: MGAS0825.RE

Method : M:\LOKI\DATA\211129\LGAS1129.M (RTE Integrator)  
Title : METHOD 8260B  
Last Update : Tue Nov 30 10:16:55 2021  
Response via : Initial Calibration



**ORGANICS**  
**Raw Data**

Quantitation Report (QT Reviewed)

Data File : M:\MAX\DATA\211029\1102M11.D  
Acq On : 2 Nov 21 13:48  
Sample : BA44378W01  
Misc : IS&S 8/4/21

Vial: 11  
Operator: LP,DG,CH  
Inst : Max  
Multiplr: 1.00

Quant Time: Dec 1 4:54 2021

Quant Results File: MGAS0825.RES

Quant Method : M:\MAX\DATA\210922\MGAS0825.M (RTE Integrator)  
Title : METHOD 8260B  
Last Update : Thu Aug 26 16:19:36 2021  
Response via : Initial Calibration  
DataAcq Meth : M8260

Internal Standards	R.T.	QIon	Response	Conc	Units	Dev(Min)
1) Fluorobenzene (IS)	6.37	TIC	423876	25.00	ppb	0.16
3) Chlorobenzene-D5 (IS)	11.75	TIC	1081203m	25.00	ppb	0.00
4) 1,4-Dichlorobenzene (IS)	10.94	TIC	7369m	25.00	ppb	0.00

System Monitoring Compounds

Target Compounds

Qvalue

Quantitation Report (Not Reviewed)

Data File : M:\MAX\DATA\211029\1102M11.D  
 Acq On : 2 Nov 21 13:48  
 Sample : BA44378W01  
 Misc : IS&S 8/4/21

Vial: 11  
 Operator: LP, DG, CH  
 Inst : Max  
 Multiplr: 1.00

Quant Time: Dec 1 5:32 2021

Quant Results File: M0825SUR.RES

Quant Method : M:\MAX\DATA\210922\M0825SUR.M (RTE Integrator)  
 Title : METHOD 8260B  
 Last Update : Thu Aug 26 11:16:48 2021  
 Response via : Initial Calibration  
 DataAcq Meth : M8260

Internal Standards	R.T.	QIon	Response	Conc	Units	Dev (Min)
1) Fluorobenzene (IS)	6.37	96	355083	25.00	ppb	0.16
4) Chlorobenzene-D5 (IS)	9.52	117	331907	25.00	ppb	0.11
7) 1,4-Dichlorobenzene-D (IS)	11.84	152	202010	25.00	ppb	0.10
<b>System Monitoring Compounds</b>						
2) Dibromofluoromethane (S)	5.59	111	117093	27.34	ppb	0.17
Spiked Amount	25.000		Recovery	=	109.376%	
3) 1,2-DCA-D4 (S)	5.98	65	82784	29.42	ppb	0.16
Spiked Amount	25.000		Recovery	=	117.668%	
5) Toluene-D8 (S)	8.07	98	374502	24.06	ppb	0.12
Spiked Amount	25.000		Recovery	=	96.248%	
6) 4-Bromofluorobenzene (S)	10.70	95	146966	24.20	ppb	0.10
Spiked Amount	25.000		Recovery	=	96.808%	

Target Compounds

Qvalue

Quantitation Report


Data File : M:\MAX\DATA\211029\1102M11.D  
Acq On : 2 Nov 21 13:48  
Sample : BA44378W01  
Misc : IS&S 8/4/21

Vial: 11  
Operator: LP,DG,CH  
Inst : Max  
Multiplr: 1.00

Quant Time: Dec 1 4:54 2021

Quant Results File: MGAS0825.RES

Method : M:\LOKI\DATA\211129\LGAS1129.M (RTE Integrator)  
Title : METHOD 8260B  
Last Update : Tue Nov 30 10:16:55 2021  
Response via : Initial Calibration





Quantitation Report (QT Reviewed)

Data File : M:\MAX\DATA\211029\1102M12.D Vial: 12  
 Acq On : 2 Nov 21 14:17 Operator: LP,DG,CH  
 Sample : BA44379W01 Inst : Max  
 Misc : IS&S 8/4/21 Multiplr: 1.00

Quant Time: Dec 1 4:54 2021 Quant Results File: MGAS0825.RE

Quant Method : M:\MAX\DATA\210922\MGAS0825.M (RTE Integrator)  
 Title : METHOD 8260B  
 Last Update : Thu Aug 26 16:19:36 2021  
 Response via : Initial Calibration  
 DataAcq Meth : M8260

Internal Standards	R.T.	QIon	Response	Conc	Units	Dev(Min)
1) Fluorobenzene (IS)	6.37	TIC	408725	25.00	ppb	0.16
3) Chlorobenzene-D5 (IS)	11.75	TIC	1069655m	25.00	ppb	0.00
4) 1,4-Dichlorobenzene (IS)	10.94	TIC	8095m	25.00	ppb	0.00

System Monitoring Compounds

Target Compounds Qvalue

Quantitation Report (Not Reviewed)

Data File : M:\MAX\DATA\211029\1102M12.D  
 Acq On : 2 Nov 21 14:17  
 Sample : BA44379W01  
 Misc : IS&S 8/4/21

Vial: 12  
 Operator: LP,DG,CH  
 Inst : Max  
 Multiplr: 1.00

Quant Time: Dec 1 5:32 2021

Quant Results File: M0825SUR.RES

Quant Method : M:\MAX\DATA\210922\M0825SUR.M (RTE Integrator)  
 Title : METHOD 8260B  
 Last Update : Thu Aug 26 11:16:48 2021  
 Response via : Initial Calibration  
 DataAcq Meth : M8260

Internal Standards	R.T.	QIon	Response	Conc	Units	Dev (Min)
1) Fluorobenzene (IS)	6.37	96	343685	25.00	ppb	0.16
4) Chlorobenzene-D5 (IS)	9.52	117	315068	25.00	ppb	0.11
7) 1,4-Dichlorobenzene-D (IS)	11.84	152	197733	25.00	ppb	0.10

System Monitoring Compounds

2) Dibromofluoromethane (S)	5.59	111	117417	28.33	ppb	0.17
Spiked Amount	25.000		Recovery	=	113.316%	
3) 1,2-DCA-D4 (S)	5.98	65	79824	29.31	ppb	0.16
Spiked Amount	25.000		Recovery	=	117.224%	
5) Toluene-D8 (S)	8.07	98	370440	25.07	ppb	0.12
Spiked Amount	25.000		Recovery	=	100.292%	
6) 4-Bromofluorobenzene (S)	10.70	95	144836	25.13	ppb	0.10
Spiked Amount	25.000		Recovery	=	100.504%	

Target Compounds

Qvalue

Quantitation Report


Data File : M:\MAX\DATA\211029\1102M12.D  
Acq On : 2 Nov 21 14:17  
Sample : BA44379W01  
Misc : IS&S 8/4/21

Vial: 12  
Operator: LP, DG, CH  
Inst : Max  
Multiplr: 1.00

Quant Time: Dec 1 4:54 2021

Quant Results File: MGAS0825.REC

Method : M:\LOKI\DATA\211129\LGAS1129.M (RTE Integrator)  
Title : METHOD 8260B  
Last Update : Tue Nov 30 10:16:55 2021  
Response via : Initial Calibration



Quantitation Report (QT Reviewed)

Data File : M:\MAX\DATA\211029\1102M13.D  
 Acq On : 2 Nov 21 14:45  
 Sample : BA44380W01  
 Misc : IS&S 8/4/21

Vial: 13  
 Operator: LP, DG, CH  
 Inst : Max  
 Multiplr: 1.00

Quant Time: Dec 1 4:55 2021

Quant Results File: MGAS0825.RE

Quant Method : M:\MAX\DATA\210922\MGAS0825.M (RTE Integrator)  
 Title : METHOD 8260B  
 Last Update : Thu Aug 26 16:19:36 2021  
 Response via : Initial Calibration  
 DataAcq Meth : M8260

Internal Standards	R.T.	QIon	Response	Conc	Units	Dev(Min)
1) Fluorobenzene (IS)	6.37	TIC	408565	25.00	ppb	0.16
3) Chlorobenzene-D5 (IS)	11.75	TIC	1049899m	25.00	ppb	0.00
4) 1,4-Dichlorobenzene (IS)	10.94	TIC	7213m	25.00	ppb	0.00

System Monitoring Compounds

Target Compounds

Qvalue

Quantitation Report (Not Reviewed)

Data File : M:\MAX\DATA\211029\1102M13.D  
 Acq On : 2 Nov 21 14:45  
 Sample : BA44380W01  
 Misc : IS&S 8/4/21

Vial: 13  
 Operator: LP,DG,CH  
 Inst : Max  
 Multiplr: 1.00

Quant Time: Dec 1 5:32 2021

Quant Results File: M0825SUR.RE

Quant Method : M:\MAX\DATA\210922\M0825SUR.M (RTE Integrator)  
 Title : METHOD 8260B  
 Last Update : Thu Aug 26 11:16:48 2021  
 Response via : Initial Calibration  
 DataAcq Meth : M8260

Internal Standards	R.T.	QIon	Response	Conc	Units	Dev (Min)
1) Fluorobenzene (IS)	6.37	96	344955	25.00	ppb	0.16
4) Chlorobenzene-D5 (IS)	9.52	117	317578	25.00	ppb	0.11
7) 1,4-Dichlorobenzene-D (IS)	11.84	152	194357	25.00	ppb	0.10
<b>System Monitoring Compounds</b>						
2) Dibromofluoromethane (S)	5.59	111	115517	27.77	ppb	0.17
Spiked Amount	25.000		Recovery	=	111.072%	
3) 1,2-DCA-D4 (S)	5.98	65	80192	29.33	ppb	0.16
Spiked Amount	25.000		Recovery	=	117.332%	
5) Toluene-D8 (S)	8.07	98	371246	24.93	ppb	0.12
Spiked Amount	25.000		Recovery	=	99.716%	
6) 4-Bromofluorobenzene (S)	10.70	95	143920	24.77	ppb	0.10
Spiked Amount	25.000		Recovery	=	99.080%	

Target Compounds Qvalue

Quantitation Report


Data File : M:\MAX\DATA\211029\1102M13.D  
Acq On : 2 Nov 21 14:45  
Sample : BA44380W01  
Misc : IS&S 8/4/21

Vial: 13  
Operator: LP,DG,CH  
Inst : Max  
Multiplr: 1.00

Quant Time: Dec 1 4:55 2021

Quant Results File: MGAS0825.RES

Method : M:\LOKI\DATA\211129\LGAS1129.M (RTE Integrator)  
Title : METHOD 8260B  
Last Update : Tue Nov 30 10:16:55 2021  
Response via : Initial Calibration



Quantitation Report (QT Reviewed)

Data File : M:\MAX\DATA\211029\1102M10.D  
 Acq On : 2 Nov 21 13:20  
 Sample : 211102A BLK  
 Misc : IS&S 8/4/21

Vial: 10  
 Operator: LP,DG,CH  
 Inst : Max  
 Multiplr: 1.00

Quant Time: Dec 1 4:53 2021

Quant Results File: MGAS0825.RE

Quant Method : M:\MAX\DATA\210922\MGAS0825.M (RTE Integrator)  
 Title : METHOD 8260B  
 Last Update : Thu Aug 26 16:19:36 2021  
 Response via : Initial Calibration  
 DataAcq Meth : M8260

Internal Standards	R.T.	QIon	Response	Conc	Units	Dev(Min)
1) Fluorobenzene (IS)	6.37	TIC	440307	25.00	ppb	0.16
3) Chlorobenzene-D5 (IS)	11.75	TIC	1098875m	25.00	ppb	0.00
4) 1,4-Dichlorobenzene (IS)	10.94	TIC	5503m	25.00	ppb	0.00

System Monitoring Compounds

Target Compounds

Qvalue

Quantitation Report (Not Reviewed)

Data File : M:\MAX\DATA\211029\1102M10.D  
 Acq On : 2 Nov 21 13:20  
 Sample : 211102A BLK  
 Misc : IS&S 8/4/21

Vial: 10  
 Operator: LP,DG,CH  
 Inst : Max  
 Multiplr: 1.00

Quant Time: Dec 1 5:32 2021

Quant Results File: M0825SUR.RE

Quant Method : M:\MAX\DATA\210922\M0825SUR.M (RTE Integrator)  
 Title : METHOD 8260B  
 Last Update : Thu Aug 26 11:16:48 2021  
 Response via : Initial Calibration  
 DataAcq Meth : M8260

Internal Standards	R.T.	QIon	Response	Conc	Units	Dev(Min)
1) Fluorobenzene (IS)	6.37	96	373873	25.00	ppb	0.16
4) Chlorobenzene-D5 (IS)	9.52	117	340772	25.00	ppb	0.11
7) 1,4-Dichlorobenzene-D (IS)	11.84	152	207047	25.00	ppb	0.10
System Monitoring Compounds						
2) Dibromofluoromethane(S)	5.59	111	118657	26.32	ppb	0.17
Spiked Amount	25.000		Recovery	=	105.264%	
3) 1,2-DCA-D4(S)	5.98	65	86384	29.15	ppb	0.16
Spiked Amount	25.000		Recovery	=	116.616%	
5) Toluene-D8(S)	8.07	98	399098	24.97	ppb	0.12
Spiked Amount	25.000		Recovery	=	99.900%	
6) 4-Bromofluorobenzene(S)	10.70	95	153179	24.57	ppb	0.10
Spiked Amount	25.000		Recovery	=	98.276%	

Target Compounds

Qvalue



Quantitation Report


Data File : M:\MAX\DATA\211029\1102M10.D  
Acq On : 2 Nov 21 13:20  
Sample : 211102A BLK  
Misc : IS&S 8/4/21

Vial: 10  
Operator: LP,DG,CH  
Inst : Max  
Multiplr: 1.00

Quant Time: Dec 1 4:53 2021

Quant Results File: MGAS0825.RE

Method : M:\LOKI\DATA\211129\LGAS1129.M (RTE Integrator)  
Title : METHOD 8260B  
Last Update : Tue Nov 30 10:16:55 2021  
Response via : Initial Calibration



Data File : M:\MAX\DATA\211029\1102M08.D Vial: 8  
 Acq On : 2 Nov 21 12:23 Operator: LP,DG,CH  
 Sample : 211102A LCS 300ug/L Inst : Max  
 Misc : IS&S 8/4/21 Multiplr: 1.00

Quant Time: Nov 2 12:04 2021 Quant Results File: MGAS0825.RE

Quant Method : M:\MAX\DATA\210922\MGAS0825.M (RTE Integrator)  
 Title : METHOD 8260B  
 Last Update : Thu Aug 26 16:19:36 2021  
 Response via : Initial Calibration  
 DataAcq Meth : M8260

Internal Standards	R.T.	QIon	Response	Conc	Units	Dev(Min)
1) Fluorobenzene (IS)	6.37	TIC	428863	25.00	ppb	0.16
3) Chlorobenzene-D5 (IS)	11.75	TIC	1146487m	25.00	ppb	0.00
4) 1,4-Dichlorobenzene (IS)	10.94	TIC	131055m	25.00	ppb	0.00

System Monitoring Compounds

Target Compounds	R.T.	QIon	Response	Conc	Units	Qvalue
2) Gasoline C6-C10	8.08	TIC	6882893m	357.52	ppb	100

Quantitation Report (Not Reviewed)

Data File : M:\MAX\DATA\211029\1102M08.D  
 Acq On : 2 Nov 21 12:23  
 Sample : 211102A LCS 300ug/L  
 Misc : IS&S 8/4/21

Vial: 8  
 Operator: LP,DG,CH  
 Inst : Max  
 Multiplr: 1.00

Quant Time: Dec 1 5:32 2021

Quant Results File: M0825SUR.RE

Quant Method : M:\MAX\DATA\210922\M0825SUR.M (RTE Integrator)  
 Title : METHOD 8260B  
 Last Update : Thu Aug 26 11:16:48 2021  
 Response via : Initial Calibration  
 DataAcq Meth : M8260

Internal Standards	R.T.	QIon	Response	Conc	Units	Dev (Min)
1) Fluorobenzene (IS)	6.37	96	361023	25.00	ppb	0.16
4) Chlorobenzene-D5 (IS)	9.52	117	332218	25.00	ppb	0.11
7) 1,4-Dichlorobenzene-D (IS)	11.84	152	215706	25.00	ppb	0.10
<b>System Monitoring Compounds</b>						
2) Dibromofluoromethane(S)	5.59	111	121672	27.95	ppb	0.17
Spiked Amount	25.000		Recovery	=	111.780%	
3) 1,2-DCA-D4(S)	5.98	65	80504	28.14	ppb	0.16
Spiked Amount	25.000		Recovery	=	112.544%	
5) Toluene-D8(S)	8.08	98	382945	24.58	ppb	0.13
Spiked Amount	25.000		Recovery	=	98.324%	
6) 4-Bromofluorobenzene(S)	10.70	95	152954	25.16	ppb	0.10
Spiked Amount	25.000		Recovery	=	100.660%	

Target Compounds Qvalue

# Quantitation Report

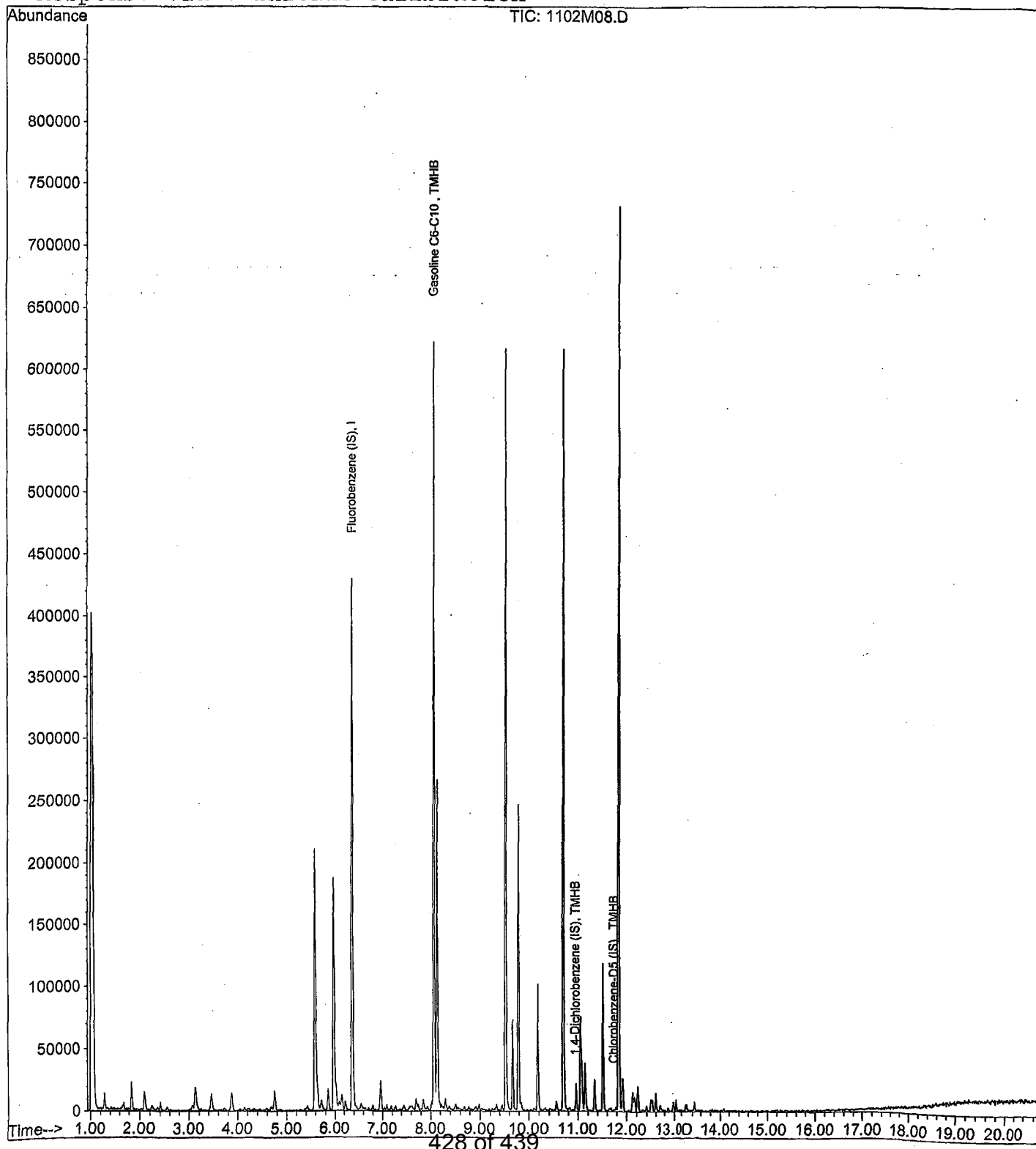
Data File : M:\MAX\DATA\211029\1102M08.D  
Acq On : 2 Nov 21 12:23  
Sample : 211102A LCS 300ug/L  
Misc : IS&S 8/4/21

Vial: 8  
Operator: LP, DG, CH  
Inst : Max  
Multiplr: 1.00

Quant Time: Nov 2 12:04 2021

Quant Results File: MGAS0825.RE

Method : M:\LOKI\DATA\211129\LGAS1129.M (RTE Integrator)  
Title : METHOD 8260B  
Last Update : Tue Nov 30 10:16:55 2021  
Response via : Initial Calibration



Quantitation Report (QT Reviewed)

Data File : M:\MAX\DATA\211029\1102M09.D  
 Acq On : 2 Nov 21 12:51  
 Sample : 211102A LCSD 300ug/L  
 Misc : IS&S 8/4/21

Vial: 9  
 Operator: LP, DG, CH  
 Inst : Max  
 Multiplr: 1.00

Quant Time: Nov 2 12:34 2021

Quant Results File: MGAS0825.RE

Quant Method : M:\MAX\DATA\210922\MGAS0825.M (RTE Integrator)  
 Title : METHOD 8260B  
 Last Update : Thu Aug 26 16:19:36 2021  
 Response via : Initial Calibration  
 DataAcq Meth : M8260

Internal Standards	R.T.	QIon	Response	Conc	Units	Dev(Min)
1) Fluorobenzene (IS)	6.37	TIC	432417	25.00	ppb	0.16
3) Chlorobenzene-D5 (IS)	11.75	TIC	1125889m	25.00	ppb	0.00
4) 1,4-Dichlorobenzene (IS)	10.94	TIC	108970m	25.00	ppb	0.00

System Monitoring Compounds

Target Compounds	R.T.	QIon	Response	Conc	Units	Qvalue
2) Gasoline C6-C10	9.52	TIC	6600182m	304.67	ppb	100

Quantitation Report (Not Reviewed)

Data File : M:\MAX\DATA\211029\1102M09.D Vial: 9  
 Acq On : 2 Nov 21 12:51 Operator: LP,DG,CH  
 Sample : 211102A LCSD 300ug/L Inst : Max  
 Misc : IS&S 8/4/21 Multiplr: 1.00

Quant Time: Dec 1 5:32 2021 Quant Results File: M0825SUR.RE

Quant Method : M:\MAX\DATA\210922\M0825SUR.M (RTE Integrator)  
 Title : METHOD 8260B  
 Last Update : Thu Aug 26 11:16:48 2021  
 Response via : Initial Calibration  
 DataAcq Meth : M8260

Internal Standards	R.T.	QIon	Response	Conc	Units	Dev(Min)
1) Fluorobenzene (IS)	6.37	96	358214	25.00	ppb	0.16
4) Chlorobenzene-D5 (IS)	9.52	117	326114	25.00	ppb	0.11
7) 1,4-Dichlorobenzene-D (IS)	11.84	152	211819	25.00	ppb	0.10
System Monitoring Compounds						
2) Dibromofluoromethane(S)	5.59	111	118682	27.47	ppb	0.17
Spiked Amount						
			Recovery	=	109.888%	
3) 1,2-DCA-D4(S)	5.98	65	80808	28.46	ppb	0.16
Spiked Amount						
			Recovery	=	113.856%	
5) Toluene-D8(S)	8.08	98	381233	24.93	ppb	0.13
Spiked Amount						
			Recovery	=	99.716%	
6) 4-Bromofluorobenzene(S)	10.70	95	152794	25.61	ppb	0.10
Spiked Amount						
			Recovery	=	102.436%	

Target Compounds Qvalue

Quantitation Report

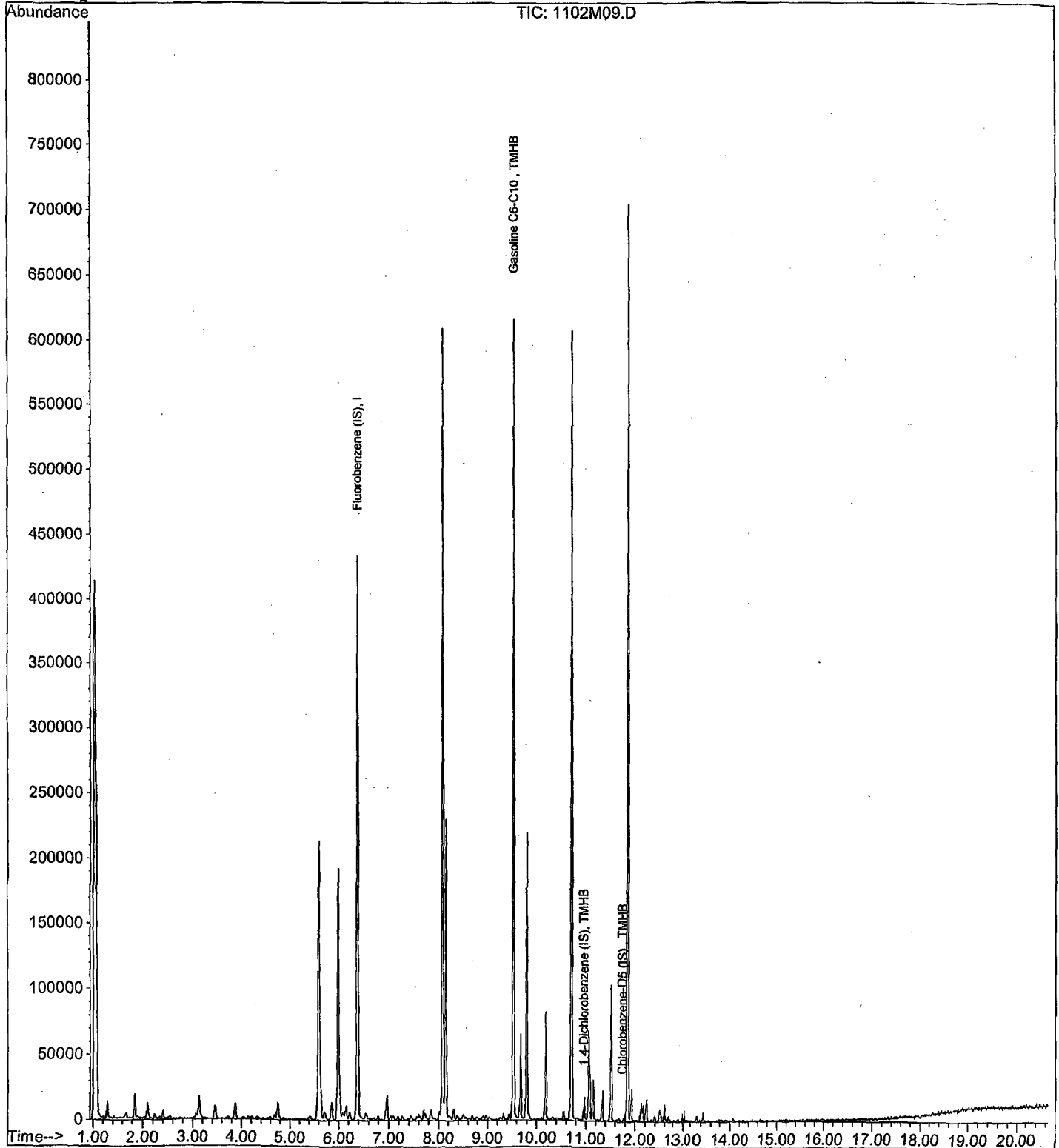
Data File : M:\MAX\DATA\211029\1102M09.D  
Acq On : 2 Nov 21 12:51  
Sample : 211102A LCSD 300ug/L  
Misc : IS&S 8/4/21

Vial: 9  
Operator: LP,DG,CH  
Inst : Max  
Multiplr: 1.00

Quant Time: Nov 2 12:34 2021

Quant Results File: MGAS0825.RE

Method : M:\LOKI\DATA\211129\LGAS1129.M (RTE Integrator)  
Title : METHOD 8260B  
Last Update : Tue Nov 30 10:16:55 2021  
Response via : Initial Calibration



### MAX 8260 Standard Prep

MAX 8260 Water Calibration Curve										
0.3ug/L						Prepared By (Initials): CH _____				
Prepared: 8/25/2021										
Expires: 9/8/2021										
Initial Standard Information						Final Standard Information				
Name of Initial Standard (QAU Label)	Supplier	APPL Mix Name	Conc. (ug/mL)	Reference To APPL Prep Date	Exp. Date	Exp. Date (Manufacturers)	Aliquot From Stock	Final Volume	Solvent	Final Standard Conc. (ug/L)
VOA STD. 9	Various	0.3ug/L	5	Prepared 08/24/21	10/23/2021	N/A	3uL	50mL	P&T Water	0.3
VOA STD. 1	Absolute		50	Prepared 08/24/21	10/23/2021	N/A	5uL			5
VOA STD. 2	Phenova		100	Prepared 08/24/21	10/23/2021	N/A	2.5uL			5
VOA STD. TBA	Various		250	Prepared 08/24/21	9/8/2021	N/A	2uL			10
0.5ug/L										
Prepared: 8/25/2021										
Expires: 9/8/2021										
Initial Standard Information						Final Standard Information				
Name of Initial Standard (QAU Label)	Supplier	APPL Mix Name	Conc. (ug/mL)	Reference To APPL Prep Date	Exp. Date	Exp. Date (Manufacturers)	Aliquot From Stock	Final Volume	Solvent	Final Standard Conc. (ug/L)
VOA STD. 9	Various	0.5ug/L	5	Prepared 08/24/21	10/23/2021	N/A	5uL	50mL	P&T Water	0.5
VOA STD. 1	Absolute		50	Prepared 08/24/21	10/23/2021	N/A	10uL			10
VOA STD. 2	Phenova		100	Prepared 08/24/21	10/23/2021	N/A	5uL			10
VOA STD. TBA	Various		250	Prepared 08/24/21	9/8/2021	N/A	5uL			25
1.0ug/L										
Prepared: 8/25/2021										
Expires: 9/8/2021										
Initial Standard Information						Final Standard Information				
Name of Initial Standard (QAU Label)	Supplier	APPL Mix Name	Conc. (ug/mL)	Reference To APPL Prep Date	Exp. Date	Exp. Date (Manufacturers)	Aliquot From Stock	Final Volume	Solvent	Final Standard Conc. (ug/L)
VOA STD. 9	Various	1.0ug/L	5	Prepared 08/24/21	10/23/2021	N/A	10uL	50mL	P&T Water	1
VOA STD. 1	Absolute		50	Prepared 08/24/21	10/23/2021	N/A	20uL			20
VOA STD. 2	Phenova		100	Prepared 08/24/21	10/23/2021	N/A	10uL			20
VOA STD. TBA	Various		250	Prepared 08/24/21	9/8/2021	N/A	10uL			50
2.0ug/L										
Prepared: 8/25/2021										
Expires: 9/8/2021										
Initial Standard Information						Final Standard Information				
Name of Initial Standard (QAU Label)	Supplier	APPL Mix Name	Conc. (ug/mL)	Reference To APPL Prep Date	Exp. Date	Exp. Date (Manufacturers)	Aliquot From Stock	Final Volume	Solvent	Final Standard Conc. (ug/L)
VOA STD. 9	Various	2.0ug/L	5	Prepared 08/24/21	10/23/2021	N/A	20uL	50mL	P&T Water	2
VOA STD. 1	Absolute		50	Prepared 08/24/21	10/23/2021	N/A	30uL			30
VOA STD. 2	Phenova		100	Prepared 08/24/21	10/23/2021	N/A	15uL			30
VOA STD. TBA	Various		250	Prepared 08/24/21	9/8/2021	N/A	15uL			75
5ug/L										
Prepared: 8/25/2021										
Expires: 9/8/2021										
Initial Standard Information						Final Standard Information				
Name of Initial Standard (QAU Label)	Supplier	APPL Mix Name	Conc. (ug/mL)	Reference To APPL Prep Date	Exp. Date	Exp. Date (Manufacturers)	Aliquot From Stock	Final Volume	Solvent	Final Standard Conc. (ug/L)
VOA STD. 7	Various	5ug/L	50	Prepared 08/24/21	10/23/2021	N/A	5uL	50mL	P&T Water	5
VOA STD. 8	Phenova		50	Prepared 08/24/21	9/8/2021	N/A	5uL			5
VOA STD. 1	Absolute		50	Prepared 08/24/21	10/23/2021	N/A	40uL			40
VOA STD. 2	Phenova		100	Prepared 08/24/21	10/23/2021	N/A	20uL			20
VOA STD. TBA	Various		250	Prepared 08/24/21	9/8/2021	N/A	20uL			100
10ug/L										
Prepared: 8/25/2021										
Expires: 9/8/2021										
Initial Standard Information						Final Standard Information				
Name of Initial Standard (QAU Label)	Supplier	APPL Mix Name	Conc. (ug/mL)	Reference To APPL Prep Date	Exp. Date	Exp. Date (Manufacturers)	Aliquot From Stock	Final Volume	Solvent	Final Standard Conc. (ug/L)
VOA STD. 7	Various	10ug/L	50	Prepared 08/24/21	10/23/2021	N/A	10uL	50mL	P&T Water	10
VOA STD. 8	Phenova		50	Prepared 08/24/21	9/8/2021	N/A	10uL			10
VOA STD. 1	Absolute		50	Prepared 08/24/21	10/23/2021	N/A	50uL			50
VOA STD. 2	Phenova		100	Prepared 08/24/21	10/23/2021	N/A	25uL			50
VOA STD. TBA	Various		250	Prepared 08/24/21	9/8/2021	N/A	25uL			125



20ug/L										
Prepared: 8/25/2021										
Expires: 9/8/2021										
Initial Standard Information						Final Standard Information				
Name of Initial Standard (QAU Label)	Supplier	APPL Mix Name	Conc. (ug/mL)	Reference To APPL Prep Date	Exp. Date	Exp. Date (Manufacturers)	Aliquot From Stock	Final Volume	Solvent	Final Standard Conc. (ug/L)
VOA STD. 7	Various	20ug/L	50	Prepared 08/24/21	10/23/2021	N/A	20uL	50mL	P&T Water	20
VOA STD. 8	Phenova		50	Prepared 08/24/21	9/8/2021	N/A	20uL			20
VOA STD. 1	Absolute		50	Prepared 08/24/21	10/23/2021	N/A	60uL			60
VOA STD. 2	Phenova		100	Prepared 08/24/21	10/23/2021	N/A	30uL			60
VOA STD. TBA	Various		250	Prepared 08/24/21	9/8/2021	N/A	30uL			150
40ug/L										
Prepared: 8/25/2021										
Expires: 9/8/2021										
Initial Standard Information						Final Standard Information				
Name of Initial Standard (QAU Label)	Supplier	APPL Mix Name	Conc. (ug/mL)	Reference To APPL Prep Date	Exp. Date	Exp. Date (Manufacturers)	Aliquot From Stock	Final Volume	Solvent	Final Standard Conc. (ug/L)
VOA STD. 7	Various	40ug/L	50	Prepared 08/24/21	10/23/2021	N/A	40uL	50mL	P&T Water	40
VOA STD. 8	Phenova		50	Prepared 08/24/21	9/8/2021	N/A	40uL			40
VOA STD. 1	Absolute		50	Prepared 08/24/21	10/23/2021	N/A	80uL			80
VOA STD. 2	Phenova		100	Prepared 08/24/21	10/23/2021	N/A	40uL			80
VOA STD. TBA	Various		250	Prepared 08/24/21	9/8/2021	N/A	35uL			175
100ug/L										
Prepared: 8/25/2021										
Expires: 9/8/2021										
Initial Standard Information						Final Standard Information				
Name of Initial Standard (QAU Label)	Supplier	APPL Mix Name	Conc. (ug/mL)	Reference To APPL Prep Date	Exp. Date	Exp. Date (Manufacturers)	Aliquot From Stock	Final Volume	Solvent	Final Standard Conc. (ug/L)
VOA STD. 7	Various	100ug/L	50	Prepared 08/24/21	10/23/2021	N/A	100uL	50mL	P&T Water	100
VOA STD. 8	Phenova		50	Prepared 08/24/21	9/8/2021	N/A	100uL			100
VOA STD. 1	Absolute		50	Prepared 08/24/21	10/23/2021	N/A	100uL			100
VOA STD. 2	Phenova		100	Prepared 08/24/21	10/23/2021	N/A	50uL			100
VOA STD. TBA	Various		250	Prepared 08/24/21	9/8/2021	N/A	40uL			200
MAX 8260 Water Second Source (SS)										
Prepared: 8/25/2021										
Expires: 9/8/2021										
						Prepared By (Initials): CH				
Initial Standard Information						Final Standard Information				
Name of Initial Standard (QAU Label)	Supplier	APPL Mix Name	Conc. (ug/mL)	Reference To APPL Prep Date	Exp. Date	Exp. Date (Manufacturers)	Aliquot From Stock	Final Volume	Solvent	Final Standard Conc. (ug/L)
VOA STD. 3	Phenova	8260 Water SS	100	Prepared 08/24/21	10/23/2021	N/A	25uL	50mL	P&T Water	50
VOA STD. GASES	Phenova	8260 Water SS	50	Prepared 08/24/21	10/23/2021	N/A	10uL			10
VOA STD. 0	Phenova	8260 Water SS	50	Prepared 08/24/21	10/23/2021	N/A	10uL			10
VOA STD. 2-CEVE	Absolute	8260 Water SS	50	Prepared 08/24/21	8/24/2021	N/A	50uL			50
VOA STD. 6	Various	8260 Water SS	50	Prepared 08/24/21	9/8/2021	N/A	10uL			10
VOA STD. TBA	Various	8260 Water SS	250	Prepared 08/24/21	9/8/2021	N/A	25uL			250
8260 Water Continuing Calibrations (CCV)/ Lab Control Spikes (LCS)										
Prepared: 8/25/2021										
Expires: 8/26/2021										
						Prepared By (Initials): CH				
Initial Standard Information						Final Standard Information				
Name of Initial Standard (QAU Label)	Supplier	APPL Mix Name	Conc. (ug/mL)	Reference To APPL Prep Date	Exp. Date	Exp. Date (Manufacturers)	Aliquot From Stock	Final Volume	Solvent	Final Standard Conc. (ug/L)
VOA STD. 7	Various	CCV/ LCS	50	Prepared 08/24/21	10/23/2021	N/A	10uL	50mL	P&T Water	10
VOA STD. 8	Phenova	CCV/ LCS	50	Prepared 08/24/21	9/8/2021	N/A	10uL			10
VOA STD. 1	Absolute	CCV/ LCS	50	Prepared 08/24/21	10/23/2021	N/A	50uL			50
VOA STD. 2	Phenova	CCV/ LCS	100	Prepared 08/24/21	10/23/2021	N/A	25uL			50
VOA STD. TBA	Various	CCV/ LCS	250	Prepared 08/24/21	9/8/2021	N/A	25uL			250

### MAX Gas Standard Prep

Gas Primary Working Standard											
Prepared: 6/23/2021						Prepared By (Initials): CH					
Expires: 1/4/2022											
Methanol Lot No.											
Initial Standard Information						Final Standard Information					
Name of Initial Standard (QAU Label)	Supplier	Supplier P/N#	Conc. (ug/mL)	Lot Number - QA Number	Exp. Date (1 yr)	Exp. Date (Manufacturers)	Aliquot From Stock	Final Volume	Solvent	Final Standard Conc. (ug/mL)	
50,000ug/mL Gas STD	Restek	30205	50,000	A0132443	1/4/2022	12/31/2024	80uL	2mL	Methanol	2,000	
Gas Second Source (SS) Working Standard											
Prepared: 3/31/2021						Prepared By (Initials): CH					
Expires: 1/31/1930											
Methanol Lot No.											
Initial Standard Information						Final Standard Information					
Name of Initial Standard (QAU Label)	Supplier	Supplier P/N#	Conc. (ug/mL)	Lot Number - QA Number	Exp. Date (1 yr)	Exp. Date (Manufacturers)	Aliquot From Stock	Final Volume	Solvent	Final Standard Conc. (ug/mL)	
Gasoline (50,000ppm)	Phenova	ALO-101543	50,000	CL14915-51175	1/4/2022	1/31/1930	80uL	2mL	Methanol	2,000	
MAX Gas Calibration Curve											
Prepared: 8/25/2021						Prepared By (Initials): CH					
Expires: 10/24/2021											
Initial Standard Information						Final Standard Information					
Name of Initial Standard (QAU Label)	Supplier	APPL Mix Name	Conc. (ug/mL)	Reference To APPL Prep Date	Exp. Date	Exp. Date (Manufacturers)	Aliquot From Stock	Final Volume	Solvent	Final Standard Conc. (ug/L)	
VOA Gasses Standards	Phenova	20ug/L	2,000	Prepared 06/23/21	1/4/2022	N/A	1uL	100mL	P&T Water	20	
VOA Gasses Standards	Phenova	50ug/L	2,000	Prepared 06/23/21	1/4/2022	N/A	2.5uL	100mL	P&T Water	50	
VOA Gasses Standards	Phenova	100ug/L	2,000	Prepared 06/23/21	1/4/2022	N/A	5uL	100mL	P&T Water	100	
VOA Gasses Standards	Phenova	300ug/L	2,000	Prepared 06/23/21	1/4/2022	N/A	15uL	100mL	P&T Water	300	
VOA Gasses Standards	Phenova	600ug/L	2,000	Prepared 06/23/21	1/4/2022	N/A	30uL	100mL	P&T Water	600	
VOA Gasses Standards	Phenova	800ug/L	2,000	Prepared 06/23/21	1/4/2022	N/A	40uL	100mL	P&T Water	800	
VOA Gasses Standards	Phenova	1,000ug/L	2,000	Prepared 06/23/21	1/4/2022	N/A	50uL	100mL	P&T Water	1,000	
Zeus Gas Second Source											
Prepared: 8/25/2021						Prepared By (Initials): CH					
Expires: 10/24/2021											
Initial Standard Information						Final Standard Information					
Name of Initial Standard (QAU Label)	Supplier	APPL Mix Name	Conc. (ug/mL)	Reference To APPL Prep Date	Exp. Date	Exp. Date (Manufacturers)	Aliquot From Stock	Final Volume	Solvent	Final Standard Conc. (ug/L)	
50,000ug/mL Gas STD	Phenova	SS 300ug/L	2,000	Prepared 03/31/21	1/31/1930	N/A	15uL	100mL	P&T Water	300	
MAX Gas Continuing Calibrations/Lab Control Spikes											
Prepared: 8/25/2021						Prepared By (Initials): CH					
Expires: 8/26/2021											
Initial Standard Information						Final Standard Information					
Name of Initial Standard (QAU Label)	Supplier	Supplier P/N#	Conc. (ug/mL)	Lot Number - QA Number	Exp. Date (1 yr)	Exp. Date (Manufacturers)	Aliquot From Stock	Final Volume	Solvent	Final Standard Conc. (ug/mL)	
VOA Gasses Standards	Phenova	300ug/L	2,000	Prepared 06/23/21	1/4/2022	N/A	15uL	100mL	P&T Water	300	

## Injection Log

Directory: M:\MAX\DATA\210825\

Line	Vial	FileName	Multiplier	SampleName	Misc Info	Injected
1	2	0825M12.D	1	0.3ug/L VOC STD 8/25/21	IS&S 6/4/21	25 Aug 21 15:15
2	3	0825M13.D	1	0.5ug/L VOC STD 8/25/21	IS&S 6/4/21	25 Aug 21 15:43
3	4	0825M14.D	1	1ug/L VOC STD 8/25/21	IS&S 6/4/21	25 Aug 21 16:11
4	5	0825M15.D	1	2ug/L VOC STD 8/25/21	IS&S 6/4/21	25 Aug 21 16:39
5	6	0825M16.D	1	5ug/L VOC STD 8/25/21	IS&S 6/4/21	25 Aug 21 17:07
6	7	0825M17.D	1	10ug/L VOC STD 8/25/21	IS&S 6/4/21	25 Aug 21 17:35
7	8	0825M18.D	1	20ug/L VOC STD 8/25/21	IS&S 6/4/21	25 Aug 21 18:03
8	9	0825M19.D	1	40ug/L VOC STD 8/25/21	IS&S 6/4/21	25 Aug 21 18:31
9	10	0825M20.D	1	100ug/L VOC STD 8/25/21	IS&S 6/4/21	25 Aug 21 18:59
10	13	0825M23.D	1	20ug/L GAS STD 8/25/21	IS&S 6/4/21	25 Aug 21 20:23
11	14	0825M24.D	1	50ug/L GAS STD 8/25/21	IS&S 6/4/21	25 Aug 21 20:51
12	15	0825M25.D	1	100ug/L GAS STD 8/25/21	IS&S 6/4/21	25 Aug 21 21:19
13	16	0825M26.D	1	300ug/L GAS STD 8/25/21	IS&S 6/4/21	25 Aug 21 21:47
14	17	0825M27.D	1	600ug/L GAS STD 8/25/21	IS&S 6/4/21	25 Aug 21 22:14
15	18	0825M28.D	1	800ug/L GAS STD 8/25/21	IS&S 6/4/21	25 Aug 21 22:42
16	19	0825M29.D	1	1000ug/L GAS STD 8/25/21	IS&S 6/4/21	25 Aug 21 23:10
17	21	0825M31.D	1	(SS) 300ug/L GAS STD 8/25/21	IS&S 6/4/21	26 Aug 21 00:06

## Injection Log

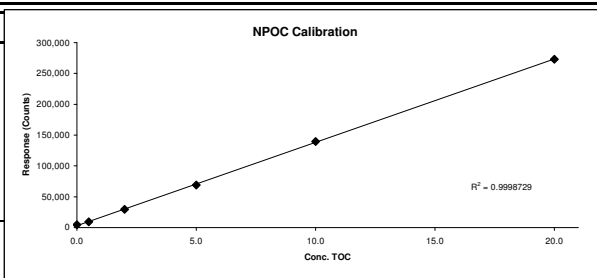
Directory: M:\MAX\DATA\211029\

Line	Vial	FileName	Multiplier	SampleName	Misc Info	Injected
1	7	1102M07.D	1	211102A CCV 300ug/L	IS&S 8/4/21	2 Nov 21 11:55
2	8	1102M08.D	1	211102A LCS 300ug/L	IS&S 8/4/21	2 Nov 21 12:23
3	9	1102M09.D	1	211102A LCSD 300ug/L	IS&S 8/4/21	2 Nov 21 12:51
4	10	1102M10.D	1	211102A BLK	IS&S 8/4/21	2 Nov 21 13:20
5	11	1102M11.D	1	BA44378W01	IS&S 8/4/21	2 Nov 21 13:48
6	12	1102M12.D	1	BA44379W01	IS&S 8/4/21	2 Nov 21 14:17
7	13	1102M13.D	1	BA44380W01	IS&S 8/4/21	2 Nov 21 14:45
8	25	1102M25.D	1	Ending CCV 300ug/L 11/02/21	IS&S 8/4/21	2 Nov 21 20:25

**INORGANIC ANALYSIS**  
**Calibration and Raw Data**

Method: WetChem	TOTAL ORGANIC CARBON	Instrument: Tic Toc
Analyte: TOC	Units mg/L	
Analyst: EA	QCG: 211104A	
	Final Volume: 40mL	

Date	Time	Appl ID	[TOC]	Raw	% Recovery
10/25/2021	19:20	QC blank	0.00	4558	
10/25/2021	19:56	Ical 1	0.50	9475	
10/25/2021	20:28	Ical 2	2.00	29763	
10/25/2021	21:02	Ical 3	5.00	69278	
10/25/2021	21:35	Ical 4	10.00	139847	
10/25/2021	22:08	Ical 5	20.00	273227	
10/25/2021	10:03	ICB	0.08	2197	
10/25/2021	10:39	ICV	10.40	144915	105.5%



Date	Time	Appl ID	DF	Raw Result	SubSample Amount	Filter Blank Subtract	Calc Conc	Result	Range (mg/L)	QC True	% Recovery
2021-11-04	05:41 PM	QCB	1	3868	40mL	0.000	0	0.00	0.00		
2021-11-04	06:24 PM	CCV	1	75338	40mL	0.000	5.296	5.30	0.28	5.00	105.9%
2021-11-04	07:08 PM	211028A CCB	1	2639	40mL	0.000	0	0.00	0.00		
2021-11-04	07:50 PM	211028A LCS	1	76484	40mL	0.000	5.381	5.38	0.47	5.00	107.6%
2021-11-04	08:34 PM	211028A LCSD	1	76001	40mL	0.000	5.345	5.35	0.03	5.00	106.9%
2021-11-04	09:18 PM	BA42992W02	1	5242	40mL	0.000	0.205	0.21	0.07		
2021-11-04	10:00 PM	BA42994W05	1	240118	40mL	0.000	17.608	17.61	0.02		
2021-11-04	10:43 PM	BA42996W06	1	236406	40mL	0.000	17.333	17.33	1.52		
2021-11-04	11:26 PM	BA43145W05	1	284674	40mL	0.000	20.909	20.91	0.61		
2021-11-05	12:11 AM	BA43147W06	1	309316	40mL	0.000	22.736	22.74	1.91		
2021-11-05	12:55 AM	BA43149W06	1	268072	40mL	0.000	19.679	19.68	1.16		
2021-11-05	01:38 AM	BA44379W06	1	6327	40mL	0.000	0.285	0.29	0.13		
2021-11-05	02:20 AM	BA44409W01	1	12197	40mL	0.000	0.72	0.72	0.03		
2021-11-05	04:24 AM	CCV	1	63412	40mL	0.000	4.412	4.41	0.18	5.00	88.2%
2021-11-05	05:06 AM	211028B CCB	1	1899	40mL	0.000	0	0.00	0.00		
2021-11-05	05:49 AM	BA44410W02	1	4426	40mL	0.000	0.144	0.14	0.16		
2021-11-05	06:30 AM	BA44470W02	1	2951	40mL	0.000	0.035	0.04	0.01		
2021-11-05	07:11 AM	BA44471W01	1	3852	40mL	0.000	0.102	0.10	0.00		
2021-11-05	07:53 AM	BA44472W02	1	3507	40mL	0.000	0.076	0.08	0.00		
2021-11-05	08:35 AM	BA41841W09	1	160654	40mL	0.000	11.72	11.72	0.77		
2021-11-05	09:19 AM	CCV	1	62686	40mL	0.000	4.359	4.36	0.56	5.00	87.2%
2021-11-05	10:05 AM	CCB	1	3523	40mL	0.000	0.017	0.02	0.03		

Name of Final Standard **TOC Calibration Curve**  
 Prep Date 10/25/2021  
 Exp Date 10/25/2022

Prep'd By (Initials) KS

Initial Standard Information						Final Standard Information			
Name of Initial Standard (from container Label)	Supplier	Supplier P/N# (or APPL Mix Name)	Conc.(range)	Lot # with QA # (or reference to APPL prep date)	Exp Date	Aliquot from Stock	Final Volume	Final Solvent + Lot# (or APPL Prep Date)	Final Standard Conc (range)
Total Organic Carbon (TOC) Standard Cal 1	Agilent	IQC-106-5	1000 mg/L	0006588597-51848	3/31/2023	20 uL	40 mL	DI Water	0.5 ppm
Total Organic Carbon (TOC) Standard Cal 2	Agilent	IQC-106-5	1000 mg/L	0006588597-51848	3/31/2023	80 uL	40 mL	DI Water	2 ppm
Total Organic Carbon (TOC) Standard Cal 3	Agilent	IQC-106-5	1000 mg/L	0006588597-51848	3/31/2023	200 uL	40 mL	DI Water	5 ppm
Total Organic Carbon (TOC) Standard Cal 4	Agilent	IQC-106-5	1000 mg/L	0006588597-51848	3/31/2023	400 uL	40 mL	DI Water	10 ppm
Total Organic Carbon (TOC) Standard Cal 5	Agilent	IQC-106-5	1000 mg/L	0006588597-51848	3/31/2023	800 uL	40 mL	DI Water	20 ppm

Name of Final Standard **ICV (TOC)**  
 Prep Date 10/25/2021  
 Exp Date 10/25/2022

Prep'd By (Initials) KS

Initial Standard Information						Final Standard Information			
Name of Initial Standard (from container Label)	Supplier	Supplier P/N# (or APPL Mix Name)	Conc.(range)	Lot # with QA # (or reference to APPL prep date)	Exp Date	Aliquot from Stock	Final Volume	Final Solvent + Lot# (or APPL Prep Date)	Final Standard Conc (range)
1000 PPM ICV TOC Intermediate	APPL Inc.	IQC-106-5	1000 mg/L	0006465171-49409	6/30/2021	400 uL	40mL	DI Water	10 ppm

ICV recertified against the non-expired calibration

Name of Final Standard **CCV (TOC)**  
 Prep Date See Data  
 Exp Date 1 year

Prep'd By (Initials) EA

Initial Standard Information						Final Standard Information			
Name of Initial Standard (from container Label)	Supplier	Supplier P/N# (or APPL Mix Name)	Conc.(range)	Lot # with QA # (or reference to APPL prep date)	Exp Date	Aliquot from Stock	Final Volume	Final Solvent + Lot# (or APPL Prep Date)	Final Standard Conc (range)
Total Organic Carbon (TOC) Standard	Agilent	IQC-1 06-5	1000 mg/L	0006588597-51848	3/31/2023	200 uL	40 mL	DI Water	5 ppm

Name of Final Standard **TOC LCS/LCSD**  
 Prep Date See Data  
 Exp Date 1 year

Prep'd By (Initials) EA

Initial Standard Information						Final Standard Information			
Name of Initial Standard (from container Label)	Supplier	Supplier P/N# (or APPL Mix Name)	Conc.(range)	Lot # with QA # (or reference to APPL prep date)	Exp Date	Aliquot from Stock	Final Volume	Final Solvent + Lot# (or APPL Prep Date)	Final Standard Conc (range)
Total Organic Carbon (TOC) Standard	Agilent	IQC-106-5	1000 mg/L	0006588597-51848	3/31/2023	200 uL	40 mL	DI Water	5 ppm

Name of Final Standard **TOC MS/MSD**  
 Prep Date See Data  
 Exp Date 1 year

Prep'd By (Initials) EA

Initial Standard Information						Final Standard Information			
Name of Initial Standard (from container Label)	Supplier	Supplier P/N# (or APPL Mix Name)	Conc.(range)	Lot # with QA # (or reference to APPL prep date)	Exp Date	Aliquot from Stock	Final Volume	Final Solvent + Lot# (or APPL Prep Date)	Final Standard Conc (range)
Total Organic Carbon (TOC) Standard	Agilent	IQC-106-5	1000 mg/L	0006588597-51848	3/31/2023	200 uL	40 mL	sample	5 ppm