



908 North Temperance Ave. ▽ Clovis, CA 93611 ▽ Phone 559-275-2175 ▽ Fax 559-275-4422

Certification Number: CA1312
NELAP Certification number: CA00046
DoD-ELAP Certificate number: 4064.01

Data Validatable Report

November 30, 2021

AECOM
1001 Bishop Street, Suite 1600
Honolulu, Hawaii 96813

Attn: Alethea Ramos

Title: Report of Data: Case 97783

Project: 60571032 CV18F0126 Red Hill Fuel Storage, HI

Contract #: Prime contract # for DoD: NAVY CLEAN N62742-17-F-1800, CV18F0126
Subcontract: 18S-22209-HI27

Dear Ms. Ramos:

Three water samples were received October 7, 2021. Written results for the requested analyses are being provided on this November 30, 2021.

Results in this report apply to the samples analyzed in accordance with the chain of custody document. This analytical report must be reproduced in its entirety.

If you have any questions or require further information, please contact your APPL Project Manager, Libby Cheeseborough, libby@applinc.com, at your convenience. Thank you for choosing APPL, Inc.

I certify that this data package is in compliance with the terms and conditions of the contract, both technically and for completeness, for other than the conditions detailed above. These test results meet all requirements of NELAC and DoD QSM. Release of the hard copy has been authorized by the Laboratory Manager or his designee, as verified by the following signature.

Loren Portwood, Laboratory Director
APPL, Inc.

LP/lac
Enclosure
cc: File

Data Validation Package
for
60571032 CV18F0126 Red Hill Fuel Storage
APPL SDG 97783
TABLE OF CONTENTS

LABORATORY NAME: APPL, Inc.

Case Narrative	<u>3</u>
Sample Management Records	<u>7</u>
Sample Results	<u>13</u>
QC Forms	<u>29</u>
Method 8015B Calibration Data	<u>74</u>
Method 8015B Raw Data	<u>103</u>
Method 8015B Silica Gel Calibration Data	<u>123</u>
Method 8015B Silica Gel Raw Data	<u>174</u>
Method 8015B Blank Calibration Data	<u>198</u>
Method 8015B Blank Raw Data	<u>227</u>
Method 8270D SIM Calibration Data	<u>245</u>
Method 8270D SIM Raw Data	<u>272</u>
Method 8260B Calibration Data	<u>295</u>
Method 8260B Raw Data	<u>356</u>
Method 8260B GRO Calibration Data	<u>372</u>
Method 8260B GRO Raw Data	<u>420</u>
Inorganic Analyses and Calibration Raw Data	<u>446</u>

CASE NARRATIVE

Case Narrative

ARF: 97783

Project: 60571032 CV18F0126 Red Hill Fuel Storage. HI

Sample Receipt Information:

Eight water samples were received October 7, 2021 at 2.1°C. The sample group was assigned Analytical Request Form (ARF) number 97783.

Sample Preparation and Analysis Information:

For the EPA 8015B analysis, the samples were extracted according to EPA method 3520C. The sample extracts were silica gel cleaned according to APPL's SOP CLN004 and analyzed.

For the EPA 8015B analysis, pre-extraction sample blanks were extracted according to EPA method 3520C before the method QC and field samples. The sample blanks are included in this report.

For the EPA 8270D SIM analysis, the samples were extracted according to EPA method 3520C.

For the EPA 8260B analysis, the samples were purged according to EPA method 5030B.

For the EPA 9060A analysis, the samples were prepared according to the methods.

Only the portion of the injection log relative to these samples is included. A full sequence log is available upon request. Measurement uncertainty can be reported upon request.

Analytical Exceptions, Deviations and Abnormalities.

EPA 8015B: The 211011A-LCS/ LCSD recovered Oil above the upper control limit.

EPA 8015B SGC: The 211011A1-LCS/ LCSD recovered Oil above the upper control limit.

EPA 8015B Blank: In the 211008A method blank, Oil was detected above one-half the LOQ. Corrective action: None. Oil was not detected in the associated samples.

qryCOC_APPLCaseNarrativeReport

SDG	Received	Client ID	APPL ID	Collected DateTime	Matrix	Method	Method Description
97783	10/7/2021	ERH1797	BA42526	10/6/2021 8:35:00 AM	WATER	EPA 8260B	EPA 8260B BTEX WATER
97783	10/7/2021	ERH1797	BA42526	10/6/2021 8:35:00 AM	WATER	EPA 8260B	EPA 8260B GRO WATER
97783	10/7/2021	ERH1798	BA42527	10/6/2021 8:40:00 AM	WATER	EPA 8260B	EPA 8260B BTEX WATER
97783	10/7/2021	ERH1798	BA42527	10/6/2021 8:40:00 AM	WATER	EPA 8015B-eHL	EPA 8015B TPH WATER L-L SGC
97783	10/7/2021	ERH1798	BA42527	10/6/2021 8:40:00 AM	WATER	EPA 8015B-eHL	EPA 8015B TPH LIQ-LIQ
97783	10/7/2021	ERH1798	BA42527	10/6/2021 8:40:00 AM	WATER	EPA 8260B	EPA 8260B GRO WATER
97783	10/7/2021	ERH1798	BA42527	10/6/2021 8:40:00 AM	WATER	8270D-SIM	EPA 8270D SIM LIQ-LIQ
97783	10/7/2021	ERH1798	BA42527	10/6/2021 8:40:00 AM	WATER	SW846 9060A	9060A TOC
97783	10/7/2021	ERH1800	BA42528	10/6/2021 8:40:00 AM	WATER	EPA 8260B	EPA 8260B BTEX WATER
97783	10/7/2021	ERH1800	BA42528	10/6/2021 8:40:00 AM	WATER	EPA 8015B-eHL	EPA 8015B TPH WATER L-L SGC
97783	10/7/2021	ERH1800	BA42528	10/6/2021 8:40:00 AM	WATER	EPA 8015B-eHL	EPA 8015B TPH LIQ-LIQ
97783	10/7/2021	ERH1800	BA42528	10/6/2021 8:40:00 AM	WATER	EPA 8260B	EPA 8260B GRO WATER
97783	10/7/2021	ERH1800	BA42528	10/6/2021 8:40:00 AM	WATER	8270D-SIM	EPA 8270D SIM LIQ-LIQ
97783	10/7/2021	ERH1798 BLANK	BA42529	10/6/2021 8:40:00 AM	WATER	EPA 8015B-eHL	EPA 8015B TPH LIQ-LIQ
97783	10/7/2021	ERH1800 BLANK	BA42530	10/6/2021 8:40:00 AM	WATER	EPA 8015B-eHL	EPA 8015B TPH LIQ-LIQ

Abbreviations and Flags


FLAG	DESCRIPTION
#	Recovery or RPD outside control limits
*	Recovery or RPD outside control limits
B	Analyte detected in associated method blank
C1	Reason for correction: wrote incorrect response
C2	Reason for correction: calculated incorrectly
C3	Reason for correction: needs to be rechecked
C4	Reason for correction: data not usable
DO	Diluted out
E	Exceeds linear range
F	Estimated value
G1	Includes a wide range of hydrocarbons which does not match our gasoline standard
G10	Includes a match to hydrocarbon profiles within the range of mineral spirits
G11	Includes a match to hydrocarbon profiles within the range of JP-4
G12	Pattern does not match the gasoline standard; the carbon range for this sample is consistent with JP8
G13	Closely resembles the hydrocarbon profile of aviation gasoline
G14	Analyte concentration may be biased due to carry over
G2	Closely resembles the boiling point hydrocarbon profile consistent with weathered gasoline
G3	Includes higher boiling hydrocarbons
G4	Includes dominant peak(s) not indicative of petroleum hydrocarbons
G5	Is mainly dominant peak(s) not indicative of petroleum hydrocarbons
G6	Contains recognizable contaminant peak(s) which has been removed from quantitation
G7	Is mainly a match to hydrocarbons within the range of gasoline
G8	Closely resembles the boiling point hydrocarbon profile consistent with weathered gasoline
G9	Includes hydrocarbons within the range of kerosene
J	Estimated value
M	Matrix effect
MI1	Manual integration: integration does not follow baseline
MI2	Manual integration: non-target peak interference
MI3	Manual integration: to split a peak that was integrated as one peak by the computer
MI4	Manual integration: to integrate a split peak
MI5	Manual integration: the whole peak or part of the peak was not integrated
MI6	Manual integration: computer integrated wrong peak
MI7	Manual integration: other - explain
MDL	Method detection limit
ND	Not detected
NT	Non-target
Q	Acceptance criteria not met
T1 I	Includes wide range of hydrocarbons not indicative of diesel
T1 M	Is mainly wide range of hydrocarbons not necessarily indicative of diesel
T2 I	Includes lower boiling hydrocarbons, i.e. mineral spirits, kerosene, stoddard solvent, white gas
T2 M	Is mainly lower boiling hydrocarbons, i.e. mineral spirits, kerosene, stoddard solvent, white gas
T3 I	Includes higher boiling hydrocarbons, i.e. asphaltene, waster oil, motor oil, or weathered diesel fuel
T3 M	Is mainly higher boiling hydrocarbons, i.e. asphaltene, waster oil, motor oil, or weathered diesel fuel
T4 I	Includes dominant peak(s) not indicative of hydrocarbons
T4 M	Is mainly dominant peak(s) not indicative of hydrocarbons
T5	Contains recognizable contaminant peak(s) which has been removed from quantitation
T6	Is mainly a match to hydrocarbons within range of diesel fuel
T7	Closely resembles the boiling point hydrocarbon profile consistent with diesel fuel
T8	Includes a match to hydrocarbon profiles within range of diesel and kerosene fuel
T9 I	Includes non-diesel hydrocarbons within boiling point range of diesel fuel
T9 M	Is mainly non-diesel hydrocarbons within boiling point range of diesel fuel.
Y	Percent difference between primary and confirmation column > 40%

**SAMPLE RECORDS MANAGEMENT
CHAIN OF CUSTODY,
ARF, CRF, AND
CLIENT COMMUNICATION**

APPL - Analysis Request Form

97783





Client: AECOM
 Address: 1001 Bishop Street, Suite 1600
Honolulu, HI 96813
 Attn: Alethea Ramos
 Phone: 808-954-4536 Fax: 808-523-8950
 Job: 60571032 CV18F0126 Red Hill Fuel Storage
 PO #: 18S-22209-HI27 PO# 102604
 Chain of Custody (Y/N): Y # 50073
 RAD Screen (Y/N): Y pH (Y/N): Y
 Turn Around Type: 1 WEEK

Received by: MSA 
 Date Received: 10/07/21 Time: 10:30
 Delivered by: FEDEX
 Shuttle Custody Seals (Y/N): Y Time Zone: -10
 Chest Temp(s): 2.1°C
 Color: VFRG/C-Black
 Samples Chilled until Placed in Refrig/Freezer: Y
 Project Manager: Libby Cheesebor
 QC Report Type: DVP4DOD/EQUIS/HI
 Due Date: 10/14/21

Comments:

PM: login and F1s to Margie.Pascua@aecom.com & alethea.ramos@aecom.com
AN: 7 day TAT for Form 1s; 21 day TAT for PKG STYLE 1; DOD v5.1; DOD Forms: LOD database
Report MS/MSD/DUPs when AECOM sample used
8260: BTEX & TPH-G only; 8270 SIM: 1-methylnaphthalene, 2-methylnaphthalene & naphthalene only.
TPH-D/O both with and w/o SGC, reverse surrog for SGC; DO NOT Q-DELETE.
FR: email ftp info to Margie, alethea.ramos@aecom.com, Stella, trommelfanger@lab-data.com & jcanlas@la
EDD: AECOM EQUIS EDD 2.5.3 to alethea.ramos@, Margie.Pascua@aecom.com, jecklund@lab-data.com

<u>Sample Distribution:</u>	<u>Charges:</u>	<u>Invoice To:</u>
GC: 2-\$DOC53SGCW5LIQ, 2-\$DOC53W5LIQ, 2-\$SIM53LIQ51, 2-\$RHBLKETBLK		ACCOUNTS PAYABLE
Extractions: 2- LIQ003, 4- LIQ005, 2- LIQ005SGC		1001 Bishop Street, Ste 1600
VOA: 3-\$86BTOTXDOD5W, 3-\$GASBL, 3-\$GRO86BW		USAPImaging@aecom.com
Wetlab: 1-\$TOCW53		mary.basano@aecom.com

Client ID	APPL ID	Sampled	Analyses Requested
1. ERH1797	LCSD BA42526W 	10/06/21 08:35	\$86BTOTXDOD5W, \$GASBL, \$GRO86BW -- See Comments
2. ERH1798	LCSD BA42527W 	10/06/21 08:40	\$86BTOTXDOD5W, \$DOC53SGCW5LIQ, \$DOC53W5LIQ, \$GASBL, \$GRO86BW, \$SIM53LIQ51, \$TOCW53 -- See Comments
3. ERH1800	LCSD BA42528W 	10/06/21 08:40	\$86BTOTXDOD5W, \$DOC53SGCW5LIQ, \$DOC53W5LIQ, \$GASBL, \$GRO86BW, \$SIM53LIQ51 -- See Comments
4. ERH1798 BLANK	LCSD BA42529W 	10/06/21 08:40	\$RHBLKETBLK -- See Comments

APPL - Analysis Request Form

97783

5. ERH1800 BLANK

LCSID BA42530W 10/06/21 08:40 \$RHBLKETBLK -- See Comments



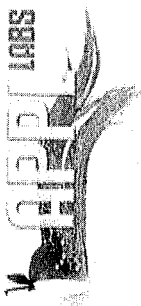
9 of 48

APPL Sample Receipt Form

ARF# 97783

Sample	Container Type	Count	p
BA42526	¹³ VOAs - HCL	4	NA
BA42527	¹³ VOAs - HCL	4	NA
	¹⁷ Amber Liter	2	NA
	³² Clear VOA - H2SO4	2	NA
	³⁹ Amber Liter, HCL prsvd	2	1.6
BA42528	¹³ VOAs - HCL	4	NA
	¹⁷ Amber Liter	2	NA
	³⁹ Amber Liter, HCL prsvd	2	1.6
BA42529	³⁹ Amber Liter, HCL prsvd	1	NA
BA42530	³⁹ Amber Liter, HCL prsvd	1	NA

Sample Container Type Count p



CHAIN OF CUSTODY RECORD 97783

APPL, Inc.
908 N Temperance Ave
Clovis, CA 93611

Phone: (559) 275-2175
Fax: (559) 275-4422

50073 NoI
C.O.C.

Report to: PLEASE PRINT
 Invoice to: PLEASE PRINT

Company Name: AECOM
 Address: 1001 Bishop St., Suite 1600
Honolulu, HI 96813
 Attn: Alethea Ramos

Company Name: _____
 Address: _____
 Attn: _____

Phone: _____
 Fax: _____

Accounts Payable
 Email: USAPImaging@aecom.com

Project Name/Number	Sampler (Print)	Location	Date Collected	Time Collected	Time Zone	No. of Containers	Matrix			Analysis Requested/Method Number						Date Shipped:
							Aq	Sed	Soil	TPH-g by 8260	TPH-% by 8260	TPH-% 8015	TPH-% 8015	TPH-% 8015	TPH shot list	
60571032_02.20.01	PM, AM		10/6/21	0935	HST	4	X			X	X	X	X		10/6/21	
102604	<i>for PM, AM</i>														Carrier: FedEX	
ERH1797	Trip Blank		10/6/21	0935	HST	4	X			X	X	X	X		Waybill No.: _____	
ERH1198	RHSF		↓	0840	↓	10	X			X*	X*	X*	X*		Comments: _____	
ERH1800	RHSF		↓	0840	↓	3	X			X*	X*	X*	X*			
<i>for 10/6/2021</i>																
<i>[Large scribble]</i>																
Shuttle Temperature: <u>123 (4.0/21)</u>	Turnaround Requested/Check one <input type="checkbox"/> Standard 2-3 wk <input checked="" type="checkbox"/> One week <input type="checkbox"/> 24/48 Hrs. <input type="checkbox"/> Other <input checked="" type="checkbox"/> Disposal by Lab (30-day retention)															
Relinquished by sampler:	Date	Time	Received by:	Date	Time	Relinquished by:	Date	Time	Received by:							
Relinquished by: <u>Tianzhen Nie</u>	10/6/21	15:00	Received by:	10/7/21	1030	Received at Lab by:	<i>[Signature]</i>									

White: Return to client with report
 Yellow: Laboratory Copy
 Pink: Sampler
 See reverse side for Container Preservative and Sampling Information

COOLER RECEIPT FORM

ARF: 97783

1) Project: 60571032 CV18F0126 Red Hill Fuel Storage Date Received: 10/7/2021

2) Coolers: Number of Coolers: 1

3) YES Were custody seals present and intact? How many? 2 Name/Date on seal? SEE BELOW

4) YES Was there a shipping slip? Carrier name: FEDEX

5) Type of packing in cooler: X bubble wrap popcorn foam X plastic bags other X wet ice dry ice no ice gel ice

6) YES Were cooler temperatures acceptable?

7) Serial number of calibrated thermometer used: R3 CF:-1.9°C

8) Cooler temp(s): In °C. Thermometer Temp / Corrected Temp 1: 4.0/2.1 2: 3: 4: 5: 6: 7: 8: 9: 10: 11: 12:

Chain of custody:

9) YES Was a chain of custody received?

10) YES Were the custody papers complete/signed in the appropriate places?

Sample Labels:

11) YES Were all sample labels complete (sample ID, date/time of sampling, etc.)?

12) YES Did all container labels agree with custody papers?

Sample Containers:

13) YES Were all containers sealed in separate bags?

14) YES Did all containers arrive in good condition:(unbroken, no leakage, no cracked/broken lids)?

15) YES Were correct containers and preservatives used for the tests indicated?

16) YES Was a sufficient amount of sample sent for tests indicated?

17) Yes Were bubbles present in volatile samples? If yes, the following were received with air bubbles:

Larger than a pea:

Smaller than a pea: BA45258w03-04

Preservation Hold time:

18) Yes Was a sufficient amount of holding time remaining to analyze the samples?

19) Yes Was the pH taken of all non-VOA preserved samples and written on the sample container?

20) Yes Was the pH of acid preserved non-VOA samples < 2?

21) NA Was the pH of the "basic" preserved samples for Cyanide > 12, Sulfide >9, Hexchrom >9?

22) NO Were unpreserved VOA Vials received for VOA Dept analysis?

23) NA If "yes", are the unpreserved VOA vials noted in the ADD TEST FIELD on the ARF?

pH strip lot number: HC0259115

Lab notified if pH was not adequate:

Notes/Deficiencies:

CUSTODY SEAL 2/4 APPL, Inc. (559) 275-2175 Initials WZ Date 10/6/21

Personnel receiving samples: DR Second reviewer:

Personnel labeling samples: MS

Project manager notified: MS Date/Time of notification 10/7/2021

Name of client notified: Date/Time of notification

SAMPLE RESULTS

EPA 8015B TPH WATER L-L SGC

AECOM
1001 Bishop Street, Suite 1600
Honolulu, HI 96813

APPL Inc.
908 North Temperance Avenue
Clovis, CA 93611

Attn: Alethea Ramos
Project: 60571032 CV18F0126 Red Hill Fuel Storage

ARF: 97783
APPL ID: BA42527
QCG: #DOC53-211011A1-270804

Sample ID: ERH1798

Sample Collection Date: 10/06/21

Method	Analyte	Result	LOQ	LOD	DL	Units	Extraction Date	Analysis Date
EPA 8015B-e	DIESEL (C10-C24)	300.0 U	320	300.0	150.0	ug/L	10/11/21	10/15/21
EPA 8015B-e	OIL (C24-C40)	300.0 U	320	300.0	150.0	ug/L	10/11/21	10/15/21
EPA 8015B-e	SURROGATE: (R) DECANOIC ACID (S)	0.0	0-1			%	10/11/21	10/15/21
EPA 8015B-e	SURROGATE: OCTACOSANE (S)	80.2	60-142			%	10/11/21	10/15/21
EPA 8015B-e	SURROGATE: ORTHO-TERPHENYL (S)	82.3	56-125			%	10/11/21	10/15/21

Quant Method: DEC0911.M
Run #: 1015020
Instrument: Apollo
Sequence: 211015
Dilution Factor: 1
Initials: KAB

Printed: 11/22/2021 12:43:39 PM
APPL-F1-SC-NoMC-REG MDLs-DOD

EPA 8015B TPH LIQ-LIQ

AECOM
1001 Bishop Street, Suite 1600
Honolulu, HI 96813

Attn: Alethea Ramos

Project: 60571032 CV18F0126 Red Hill Fuel Storage

Sample ID: ERH1798

Sample Collection Date: 10/06/21

APPL Inc.
908 North Temperance Avenue
Clovis, CA 93611

ARF: 97783

APPL ID: BA42527

QCG: #DOC53-211011A-270800

Method	Analyte	Result	LOQ	LOD	DL	Units	Extraction Date	Analysis Date
EPA 8015B-e	DIESEL (C10-C24)	300.0 U	320	300.0	150.0	ug/L	10/11/21	10/16/21
EPA 8015B-e	OIL (C24-C40)	300.0 U	320	300.0	150.0	ug/L	10/11/21	10/16/21
EPA 8015B-e	SURROGATE: OCTACOSANE (S)	78.7	60-142			%	10/11/21	10/16/21
EPA 8015B-e	SURROGATE: ORTHO-TERPHENYL (S)	81.6	56-125			%	10/11/21	10/16/21

Quant Method: DOC0831.M
Run #: 1015062
Instrument: Apollo
Sequence: 211015
Dilution Factor: 1
Initials: KAB

Printed: 11/22/2021 12:43:39 PM
APPL-F1-SC-NoMC-REG MDLs-DOD

EPA 8015B TPH WATER L-L SGC

AECOM
 1001 Bishop Street, Suite 1600
 Honolulu, HI 96813

APPL Inc.
 908 North Temperance Avenue
 Clovis, CA 93611

Attn: Alethea Ramos

Project: 60571032 CV18F0126 Red Hill Fuel Storage

ARF: 97783

Sample ID: ERH1800

APPL ID: BA42528

Sample Collection Date: 10/06/21

QCG: #DOC53-211011A1-270804

Method	Analyte	Result	LOQ	LOD	DL	Units	Extraction Date	Analysis Date
EPA 8015B-e	DIESEL (C10-C24)	300.0 U	320	300.0	150.0	ug/L	10/11/21	10/16/21
EPA 8015B-e	OIL (C24-C40)	300.0 U	320	300.0	150.0	ug/L	10/11/21	10/16/21
EPA 8015B-e	SURROGATE: (R) DECANOIC ACID (S)	0.0	0-1			%	10/11/21	10/16/21
EPA 8015B-e	SURROGATE: OCTACOSANE (S)	70.6	60-142			%	10/11/21	10/16/21
EPA 8015B-e	SURROGATE: ORTHO-TERPHENYL (S)	73.2	56-125			%	10/11/21	10/16/21

Quant Method: DEC0911.M
 Run #: 1015021
 Instrument: Apollo
 Sequence: 211015
 Dilution Factor: 1
 Initials: KAB

Printed: 11/22/2021 12:43:39 PM
 APPL-F1-SC-NoMC-REG MDLs-DOD

EPA 8015B TPH LIQ-LIQ

AECOM
1001 Bishop Street, Suite 1600
Honolulu, HI 96813

Attn: Alethea Ramos
Project: 60571032 CV18F0126 Red Hill Fuel Storage

Sample ID: ERH1800

Sample Collection Date: 10/06/21

APPL Inc.
908 North Temperance Avenue
Clovis, CA 93611

ARF: 97783

APPL ID: BA42528

QCG: #DOC53-211011A-270800

Method	Analyte	Result	LOQ	LOD	DL	Units	Extraction Date	Analysis Date
EPA 8015B-e	DIESEL (C10-C24)	300.0 U	320	300.0	150.0	ug/L	10/11/21	10/16/21
EPA 8015B-e	OIL (C24-C40)	300.0 U	320	300.0	150.0	ug/L	10/11/21	10/16/21
EPA 8015B-e	SURROGATE: OCTACOSANE (S)	77.8	60-142			%	10/11/21	10/16/21
EPA 8015B-e	SURROGATE: ORTHO-TERPHENYL (S)	81.5	56-125			%	10/11/21	10/16/21

Quant Method: DOC0831.M
Run #: 1015063
Instrument: Apollo
Sequence: 211015
Dilution Factor: 1
Initials: KAB

Printed: 11/22/2021 12:43:39 PM
APPL-F1-SC-NoMC-REG MDLs-DOD

EPA 8015B TPH LIQ-LIQ

AECOM
1001 Bishop Street, Suite 1600
Honolulu, HI 96813

Attn: Alethea Ramos

Project: 60571032 CV18F0126 Red Hill Fuel Storage

Sample ID: ERH1798 BLANK

Sample Collection Date: 10/06/21

APPL Inc.
908 North Temperance Avenue
Clovis, CA 93611

ARF: 97783

APPL ID: BA42529

QCG: #RHBLK-211008A-270116

Method	Analyte	Result	LOQ	LOD	DL	Units	Extraction Date	Analysis Date
EPA 8015B-e	DIESEL (C10-C24)	300.0 U	320	300.0	150.0	ug/L	10/08/21	11/03/21
EPA 8015B-e	OIL (C24-C40)	300.0 U	320	300.0	150.0	ug/L	10/08/21	11/03/21
EPA 8015B-e	SURROGATE: OCTACOSANE (S)	86.6	60-142			%	10/08/21	11/03/21
EPA 8015B-e	SURROGATE: ORTHO-TERPHENYL (S)	70.9	56-125			%	10/08/21	11/03/21

Quant Method: DOC1028.M
Run #: 1101086
Instrument: Apollo
Sequence: 211101
Dilution Factor: 1
Initials: KAB

Printed: 11/22/2021 12:43:39 PM
APPL-F1-SC-NoMC-REG MDLs-DOD

EPA 8015B TPH LIQ-LIQ

AECOM
1001 Bishop Street, Suite 1600
Honolulu, HI 96813

Attn: Alethea Ramos

Project: 60571032 CV18F0126 Red Hill Fuel Storage

Sample ID: ERH1800 BLANK

Sample Collection Date: 10/06/21

APPL Inc.
908 North Temperance Avenue
Clovis, CA 93611

ARF: 97783

APPL ID: BA42530

QCG: #RHBLK-211008A-270116

Method	Analyte	Result	LOQ	LOD	DL	Units	Extraction Date	Analysis Date
EPA 8015B-e	DIESEL (C10-C24)	300.0 U	320	300.0	150.0	ug/L	10/08/21	11/03/21
EPA 8015B-e	OIL (C24-C40)	300.0 U	320	300.0	150.0	ug/L	10/08/21	11/03/21
EPA 8015B-e	SURROGATE: OCTACOSANE (S)	90.3	60-142			%	10/08/21	11/03/21
EPA 8015B-e	SURROGATE: ORTHO-TERPHENYL (S)	74.5	56-125			%	10/08/21	11/03/21

Quant Method: DOC1028.M
Run #: 1101087
Instrument: Apollo
Sequence: 211101
Dilution Factor: 1
Initials: KAB

Printed: 11/22/2021 12:43:39 PM
APPL-F1-SC-NoMC-REG MDLs-DOD

EPA 8270D SIM LIQ-LIQ

AECOM
1001 Bishop Street, Suite 1600
Honolulu, HI 96813

APPL Inc.
908 North Temperance Avenue
Clovis, CA 93611

Attn: Alethea Ramos

Project: 60571032 CV18F0126 Red Hill Fuel Storage

ARF: 97783

Sample ID: ERH1798

APPL ID: BA42527

Sample Collection Date: 10/06/21

QCG: #SIM53-211012AK-269626

Method	Analyte	Result	LOQ	LOD	DL	Units	Extraction Date	Analysis Date
8270D-SIM	1-METHYLNAPHTHALENE	0.10 U	0.2	0.10	0.04	ug/L	10/12/21	10/27/21
8270D-SIM	2-METHYLNAPHTHALENE	0.10 U	0.2	0.10	0.04	ug/L	10/12/21	10/27/21
8270D-SIM	NAPHTHALENE	0.10 U	0.2	0.10	0.04	ug/L	10/12/21	10/27/21
8270D-SIM	SURROGATE: 2-METHYLNAPHTHALEN	73.2	39-114			%	10/12/21	10/27/21
8270D-SIM	SURROGATE: FLUORANTHENE-D10 (S	68.1	58-120			%	10/12/21	10/27/21

Quant Method: K1019.M
Run #: 1019K141
Instrument: KYLO
Sequence: 211019
Dilution Factor: 1
Initials: LSI

Printed: 11/4/2021 10:54:23 AM
APPL-F1-SC-NoMC-REG MDLs-DOD

EPA 8270D SIM LIQ-LIQ

AECOM
1001 Bishop Street, Suite 1600
Honolulu, HI 96813

APPL Inc.
908 North Temperance Avenue
Clovis, CA 93611

Attn: Alethea Ramos

Project: 60571032 CV18F0126 Red Hill Fuel Storage

ARF: 97783

Sample ID: ERH1800

APPL ID: BA42528

Sample Collection Date: 10/06/21

QCG: #SIM53-211012AK-269626

Method	Analyte	Result	LOQ	LOD	DL	Units	Extraction Date	Analysis Date
8270D-SIM	1-METHYLNAPHTHALENE	0.10 U	0.2	0.10	0.04	ug/L	10/12/21	10/27/21
8270D-SIM	2-METHYLNAPHTHALENE	0.10 U	0.2	0.10	0.04	ug/L	10/12/21	10/27/21
8270D-SIM	NAPHTHALENE	0.10 U	0.2	0.10	0.04	ug/L	10/12/21	10/27/21
8270D-SIM	SURROGATE: 2-METHYLNAPHTHALEN	71.1	39-114			%	10/12/21	10/27/21
8270D-SIM	SURROGATE: FLUORANTHENE-D10 (S	66.8	58-120			%	10/12/21	10/27/21

Quant Method: K1019.M
Run #: 1019K142
Instrument: KYLO
Sequence: 211019
Dilution Factor: 1
Initials: LSI

Printed: 11/4/2021 10:54:23 AM
APPL-F1-SC-NoMC-REG MDLs-DOD

EPA 8260B BTEX WATER

AECOM
1001 Bishop Street, Suite 1600
Honolulu, HI 96813

Attn: Alethea Ramos
Project: 60571032 CV18F0126 Red Hill Fuel Storage

Sample ID: ERH1797

Sample Collection Date: 10/06/21

APPL Inc.
908 North Temperance Avenue
Clovis, CA 93611

ARF: 97783

APPL ID: BA42526

QCG: #86BTO-211014BM-270914

Method	Analyte	Result	LOQ	LOD	DL	Units	Extraction Date	Analysis Date
EPA 8260B	BENZENE	0.30 U	1.0	0.30	0.15	ug/L	10/15/21	10/15/21
EPA 8260B	ETHYLBENZENE	0.50 U	1.0	0.50	0.23	ug/L	10/15/21	10/15/21
EPA 8260B	TOLUENE	0.30 U	1.0	0.30	0.15	ug/L	10/15/21	10/15/21
EPA 8260B	XYLENES (TOTAL)	0.30 U	2.0	0.30	0.15	ug/L	10/15/21	10/15/21
EPA 8260B	SURROGATE: 1,2-DICHLOROETHANE-	105	81-118			%	10/15/21	10/15/21
EPA 8260B	SURROGATE: 4-BROMOFLUOROBENZ	90.6	85-114			%	10/15/21	10/15/21
EPA 8260B	SURROGATE: DIBROMOFLUOROMETH	105	80-119			%	10/15/21	10/15/21
EPA 8260B	SURROGATE: TOLUENE-D8 (S)	101	89-112			%	10/15/21	10/15/21

Quant Method: M1008W.M
Run #: 1014M44
Instrument: Max
Sequence: 211008
Dilution Factor: 1
Initials: PAN

Printed: 11/24/2021 11:16:06 AM
APPL-F1-SC-NoMC-REG MDLs-DOD

EPA 8260B BTEX WATER

AECOM
1001 Bishop Street, Suite 1600
Honolulu, HI 96813

Attn: Alethea Ramos
Project: 60571032 CV18F0126 Red Hill Fuel Storage

Sample ID: ERH1798

Sample Collection Date: 10/06/21

APPL Inc.
908 North Temperance Avenue
Clovis, CA 93611

ARF: 97783

APPL ID: BA42527

QCG: #86BTO-211014BM-270914

Method	Analyte	Result	LOQ	LOD	DL	Units	Extraction Date	Analysis Date
EPA 8260B	BENZENE	0.30 U	1.0	0.30	0.15	ug/L	10/15/21	10/15/21
EPA 8260B	ETHYLBENZENE	0.50 U	1.0	0.50	0.23	ug/L	10/15/21	10/15/21
EPA 8260B	TOLUENE	0.30 U	1.0	0.30	0.15	ug/L	10/15/21	10/15/21
EPA 8260B	XYLENES (TOTAL)	0.30 U	2.0	0.30	0.15	ug/L	10/15/21	10/15/21
EPA 8260B	SURROGATE: 1,2-DICHLOROETHANE-	101	81-118			%	10/15/21	10/15/21
EPA 8260B	SURROGATE: 4-BROMOFLUOROBENZ	90.3	85-114			%	10/15/21	10/15/21
EPA 8260B	SURROGATE: DIBROMOFLUOROMETH	103	80-119			%	10/15/21	10/15/21
EPA 8260B	SURROGATE: TOLUENE-D8 (S)	101	89-112			%	10/15/21	10/15/21

Quant Method: M1008W.M
Run #: 1014M45
Instrument: Max
Sequence: 211008
Dilution Factor: 1
Initials: PAN

Printed: 11/24/2021 11:16:06 AM
APPL-F1-SC-NoMC-REG MDLs-DOD

EPA 8260B BTEX WATER

AECOM
1001 Bishop Street, Suite 1600
Honolulu, HI 96813

Attn: Alethea Ramos
Project: 60571032 CV18F0126 Red Hill Fuel Storage

Sample ID: ERH1800

Sample Collection Date: 10/06/21

APPL Inc.
908 North Temperance Avenue
Clovis, CA 93611

ARF: 97783

APPL ID: BA42528

QCG: #86BTO-211014BM-270914

Method	Analyte	Result	LOQ	LOD	DL	Units	Extraction Date	Analysis Date
EPA 8260B	BENZENE	0.30 U	1.0	0.30	0.15	ug/L	10/15/21	10/15/21
EPA 8260B	ETHYLBENZENE	0.50 U	1.0	0.50	0.23	ug/L	10/15/21	10/15/21
EPA 8260B	TOLUENE	0.30 U	1.0	0.30	0.15	ug/L	10/15/21	10/15/21
EPA 8260B	XYLENES (TOTAL)	0.30 U	2.0	0.30	0.15	ug/L	10/15/21	10/15/21
EPA 8260B	SURROGATE: 1,2-DICHLOROETHANE-	104	81-118			%	10/15/21	10/15/21
EPA 8260B	SURROGATE: 4-BROMOFLUOROBENZ	91.6	85-114			%	10/15/21	10/15/21
EPA 8260B	SURROGATE: DIBROMOFLUOROMETH	104	80-119			%	10/15/21	10/15/21
EPA 8260B	SURROGATE: TOLUENE-D8 (S)	101	89-112			%	10/15/21	10/15/21

Quant Method: M1008W.M
Run #: 1014M46
Instrument: Max
Sequence: 211008
Dilution Factor: 1
Initials: PAN

Printed: 11/24/2021 11:16:06 AM
APPL-F1-SC-NoMC-REG MDLs-DOD

EPA 8260B GRO WATER

AECOM
1001 Bishop Street, Suite 1600
Honolulu, HI 96813

Attn: Alethea Ramos
Project: 60571032 CV18F0126 Red Hill Fuel Storage

Sample ID: ERH1797

Sample Collection Date: 10/06/21

APPL Inc.
908 North Temperance Avenue
Clovis, CA 93611

ARF: 97783

APPL ID: BA42526

QCG: #GRO86-211014BM-270934

Method	Analyte	Result	LOQ	LOD	DL	Units	Extraction Date	Analysis Date
EPA 8260B	GASOLINE RANGE ORGANICS	18.0 U	20	18.0	8.6	ug/L	10/15/21	10/15/21
EPA 8260B	SURROGATE: 4-BROMOFLUOROBENZ	97.0	85-114			%	10/15/21	10/15/21

Quant Method: MGAS0825.M
Run #: 1014M44
Instrument: Max
Sequence: 211008
Dilution Factor: 1
Initials: PAN

Printed: 11/24/2021 12:27:00 PM
APPL-F1-SC-NoMC-REG MDLs-DOD

EPA 8260B GRO WATER

AECOM
1001 Bishop Street, Suite 1600
Honolulu, HI 96813

Attn: Alethea Ramos
Project: 60571032 CV18F0126 Red Hill Fuel Storage

Sample ID: ERH1798

Sample Collection Date: 10/06/21

APPL Inc.
908 North Temperance Avenue
Clovis, CA 93611

ARF: 97783

APPL ID: BA42527

QCG: #GRO86-211014BM-270934

Method	Analyte	Result	LOQ	LOD	DL	Units	Extraction Date	Analysis Date
EPA 8260B	GASOLINE RANGE ORGANICS	18.0 U	20	18.0	8.6	ug/L	10/15/21	10/15/21
EPA 8260B	SURROGATE: 4-BROMOFLUOROBENZ	96.7	85-114			%	10/15/21	10/15/21

Quant Method: MGAS0825.M
Run #: 1014M45
Instrument: Max
Sequence: 211008
Dilution Factor: 1
Initials: PAN

Printed: 11/24/2021 12:27:00 PM
APPL-F1-SC-NoMC-REG MDLs-DOD

EPA 8260B GRO WATER

AECOM
1001 Bishop Street, Suite 1600
Honolulu, HI 96813

Attn: Alethea Ramos
Project: 60571032 CV18F0126 Red Hill Fuel Storage

Sample ID: ERH1800

Sample Collection Date: 10/06/21

APPL Inc.
908 North Temperance Avenue
Clovis, CA 93611

ARF: 97783

APPL ID: BA42528

QCG: #GRO86-211014BM-270934

Method	Analyte	Result	LOQ	LOD	DL	Units	Extraction Date	Analysis Date
EPA 8260B	GASOLINE RANGE ORGANICS	18.0 U	20	18.0	8.6	ug/L	10/15/21	10/15/21
EPA 8260B	SURROGATE: 4-BROMOFLUOROBENZ	98.1	85-114			%	10/15/21	10/15/21

Quant Method: MGAS0825.M
Run #: 1014M46
Instrument: Max
Sequence: 211008
Dilution Factor: 1
Initials: PAN

Printed: 11/24/2021 12:27:00 PM
APPL-F1-SC-NoMC-REG MDLs-DOD

Wet Lab Analysis

AECOM
1001 Bishop Street, Suite 1600
Honolulu, HI 96813

APPL Inc.
908 North Temperance Avenue
Clovis, CA 93611

Attn: Alethea Ramos
Project: 60571032 CV18F0126 Red Hill Fuel Storage

Sample ID: ERH1798
Sample Collection Date: 10/6/2021

APPL ID: BA42527
ARF: 97783

Method	Analyte	Result	LOQ	LOD	DL	Units	DF	Prep Date	Analysis Date
SW846 9060A	TOTAL ORGANIC CARBON	0.25 J	0.93	0.350	0.130	mg/L	1	10/13/21	10/13/21

J = Estimated value.

Printed: 10/14/2021 1:02:10 PM

APPL-F1-SC-NoMC-REG MDLs

QC FORMS

EPA 8015B-eHL

Form 2 & 8

Surrogate Recovery

Lab Name: APPL, Inc.

SDG No: 97783

Case No: 97783

Date Analyzed: 10/16/2021

Matrix: WATER

Instrument: Apollo

APPL ID.	Client Sample No.	SURROGATE: OCTACOSANE (S)			SURROGATE: ORTHO-TERPHENYL (S)		
		Limits	Result	Qualifier	Limits	Result	Qualifier
211011A-BLK	Blank	60-142	99.5		56-125	84.0	
211011A-LCS	Lab Control Spike	60-142	107		56-125	102	
211011A-LCSD	Lab Control SpikeD	60-142	102		56-125	100	
BA42527	ERH1798	60-142	78.7		56-125	81.6	
BA42528	ERH1800	60-142	77.8		56-125	81.5	

Comments: Batch: #DOC53-211011A

Printed: 11/22/2021 12:43:58 PM
Form 2 & 8, Surrogate Recovery Summary

EPA 8015B-eHL

Form 2 & 8

Surrogate Recovery

Lab Name: APPL, Inc.

SDG No: 97783

Case No: 97783

Date Analyzed: 10/15/2021

Matrix: WATER

Instrument: Apollo

APPL ID.	Client Sample No.	SURROGATE: (R) DECANOIC ACID (S)			SURROGATE: OCTACOSANE (S)		
		Limits	Result	Qualifier	Limits	Result	Qualifier
211011A1-BLK	Blank	0-1	0.0		60-142	97.5	
211011A1-LCS	Lab Control Spike	0-1	0.0		60-142	108	
211011A1-LCSD	Lab Control SpikeD	0-1	0.0		60-142	112	
BA42527	ERH1798	0-1	0.0		60-142	80.2	
BA42528	ERH1800	0-1	0.0		60-142	70.6	

Comments: Batch: #DOC53-211011A1

Printed: 11/22/2021 12:43:58 PM
Form 2 & 8, Surrogate Recovery Summary

EPA 8015B-eHL

Form 2 & 8

Surrogate Recovery

Lab Name: APPL, Inc.
Case No: 97783
Matrix: WATER

SDG No: 97783
Date Analyzed: 10/15/2021
Instrument: Apollo

APPL ID.	Client Sample No.	SURROGATE: ORTHO-TERPHENYL					
		(S)					
		Limits	Result	Qualifier	Limits	Result	Qualifier
211011A1-BLK	Blank	56-125	79.7				
211011A1-LCS	Lab Control Spike	56-125	103				
211011A1-LCSD	Lab Control SpikeD	56-125	107				
BA42527	ERH1798	56-125	82.3				
BA42528	ERH1800	56-125	73.2				

Comments: Batch: #DOC53-211011A1

Printed: 11/22/2021 12:43:58 PM
Form 2 & 8, Surrogate Recovery Summary

EPA 8015B-eHL

Form 2 & 8

Surrogate Recovery

Lab Name: APPL, Inc.
Case No: 97783
Matrix: WATER

SDG No: 97783
Date Analyzed: 11/3/2021
Instrument: Apollo

APPL ID.	Client Sample No.	SURROGATE: OCTACOSANE (S)			SURROGATE: ORTHO-TERPHENYL (S)		
		Limits	Result	Qualifier	Limits	Result	Qualifier
211008A-BLK	Blank	60-142	76.4		56-125	62.4	
211008A-LCS	Lab Control Spike	60-142	85.3		56-125	70.0	
211008A-LCSD	Lab Control SpikeD	60-142	90.0		56-125	73.3	
BA42529	ERH1798 BLANK	60-142	86.6		56-125	70.9	
BA42530	ERH1800 BLANK	60-142	90.3		56-125	74.5	

Comments: Batch: #RHBLK-211008A

Printed: 11/22/2021 12:43:58 PM
Form 2 & 8, Surrogate Recovery Summary

EPA 8015B-eH

Form 4

Blank Summary

Lab Name: APPL, Inc.

SDG No: 97783

Case No: 97783

Date Analyzed: 10/16/2021

Matrix: WATER

Instrument: Apollo

Blank ID: 211011A-BLK

Time Analyzed: 1238

APPL ID.	Client Sample No.	File ID.	Date Analyzed
211011A-BLK	Blank	1015048	10/16/2021 1238
211011A-LCS	Lab Control Spike	1015049	10/16/2021 1307
211011A-LCSD	Lab Control Spiked	1015050	10/16/2021 1335
BA42527	ERH1798	1015062	10/16/2021 1914
BA42528	ERH1800	1015063	10/16/2021 1943

Comments: Batch: #DOC53-211011A

Printed: 11/22/2021 12:43:45 PM
Form 4, Blank Summary

EPA 8015B-eH

Form 4

Blank Summary

Lab Name: APPL, Inc.

SDG No: 97783

Case No: 97783

Date Analyzed: 10/15/2021

Matrix: WATER

Instrument: Apollo

Blank ID: 211011A1-BLK

Time Analyzed: 1629

APPL ID.	Client Sample No.	File ID.	Date Analyzed
211011A1-BLK	Blank	1015005	10/15/2021 1629
211011A1-LCS	Lab Control Spike	1015006	10/15/2021 1657
211011A1-LCSD	Lab Control Spiked	1015007	10/15/2021 1725
BA42527	ERH1798	1015020	10/15/2021 2332
BA42528	ERH1800	1015021	10/16/2021 0000

Comments: Batch: #DOC53-211011A1

Printed: 11/22/2021 12:43:45 PM
Form 4, Blank Summary

EPA 8015B-eH

Form 4

Blank Summary

Lab Name: APPL, Inc.

SDG No: 97783

Case No: 97783

Date Analyzed: 11/3/2021

Matrix: WATER

Instrument: Apollo

Blank ID: 211008A-BLK

Time Analyzed: 0105

APPL ID.	Client Sample No.	File ID.	Date Analyzed
211008A-BLK	Blank	1101069	11/3/2021 0105
211008A-LCS	Lab Control Spike	1101070	11/3/2021 0134
211008A-LCSD	Lab Control Spiked	1101071	11/3/2021 0202
BA42529	ERH1798 BLANK	1101086	11/3/2021 0903
BA42530	ERH1800 BLANK	1101087	11/3/2021 0931

Comments: Batch: #RHBLK-211008A

Printed: 11/22/2021 12:43:45 PM
Form 4, Blank Summary

Method Blank
EPA 8015B TPH LIQ-LIQ

Blank Name/QCG: **211008W-40222 - 270116**
Batch ID: #RHBLK-211008A

APPL Inc.
908 North Temperance Avenue
Clovis, CA 93611

Sample Type	Analyte	Result	LOQ	LOD	DL	Units	Extraction Date	Analysis Date
BLANK	DIESEL (C10-C24)	300.0 U	320	300.0	150.0	ug/L	10/8/2021	11/3/2021
BLANK	OIL (C24-C40)	180 J	320	300.0	150.0	ug/L	10/8/2021	11/3/2021
BLANK	SURROGATE: OCTACOSANE (S)	76.4	60-142			%	10/8/2021	11/3/2021
BLANK	SURROGATE: ORTHO-TERPHEN	62.4	56-125			%	10/8/2021	11/3/2021

J = Estimated value.

Quant Method: DOC1028.M
Run #: 1101069
Instrument: Apollo
Sequence: 211101
Initials: KAB

GC SC-Blank-REG MDLs-DOD
Printed: 11/30/2021 11:28:40 AM

Method Blank
EPA 8015B TPH LIQ-LIQ

Blank Name/QCG: **211011W-38390 - 270800**
Batch ID: #DOC53-211011A

APPL Inc.
908 North Temperance Avenue
Clovis, CA 93611

Sample Type	Analyte	Result	LOQ	LOD	DL	Units	Extraction Date	Analysis Date
BLANK	DIESEL (C10-C24)	300.0 U	320	300.0	150.0	ug/L	10/11/2021	10/16/2021
BLANK	OIL (C24-C40)	300.0 U	320	300.0	150.0	ug/L	10/11/2021	10/16/2021
BLANK	SURROGATE: OCTACOSANE (S)	99.5	60-142			%	10/11/2021	10/16/2021
BLANK	SURROGATE: ORTHO-TERPHEN	84.0	56-125			%	10/11/2021	10/16/2021

Quant Method:DOC0831.M
Run #:1015048
Instrument:Apollo
Sequence:211015
Initials:KAB

GC SC-Blank-REG MDLs-DOD
Printed: 11/22/2021 12:44:03 PM

Method Blank
EPA 8015B TPH WATER L-L SGC

Blank Name/QCG: **211011W-38390 - 270804**
Batch ID: #DOC53-211011A1

APPL Inc.
908 North Temperance Avenue
Clovis, CA 93611

Sample Type	Analyte	Result	LOQ	LOD	DL	Units	Extraction Date	Analysis Date
BLANK	DIESEL (C10-C24)	300.0 U	320	300.0	150.0	ug/L	10/11/2021	10/15/2021
BLANK	OIL (C24-C40)	300.0 U	320	300.0	150.0	ug/L	10/11/2021	10/15/2021
BLANK	SURROGATE: (R) DECANOIC AC	0.0	0-1			%	10/11/2021	10/15/2021
BLANK	SURROGATE: OCTACOSANE (S)	97.5	60-142			%	10/11/2021	10/15/2021
BLANK	SURROGATE: ORTHO-TERPHEN	79.7	56-125			%	10/11/2021	10/15/2021

Quant Method:DEC0911.M
Run #:1015005
Instrument:Apollo
Sequence:211015
Initials:KAB

GC SC-Blank-REG MDLs-DOD
Printed: 11/22/2021 12:44:03 PM

EPA 8015B-eH

Form 4

LCS Summary

Lab Name: APPL, Inc.

SDG No: 97783

Case No: 97783

Date Analyzed: 10/16/2021

Matrix: WATER

Instrument: Apollo

LCS ID: 211011A-LCS

Time Analyzed: 1307

APPL ID.	Client Sample No.	File ID.	Date Analyzed
211011A-BLK	Blank	1015048	10/16/2021 1238
211011A-LCS	Lab Control Spike	1015049	10/16/2021 1307
211011A-LCSD	Lab Control Spiked	1015050	10/16/2021 1335
BA42527	ERH1798	1015062	10/16/2021 1914
BA42528	ERH1800	1015063	10/16/2021 1943

Comments: Batch: #DOC53-211011A

Printed: 11/22/2021 12:43:42 PM
Form 4, LCS Summary

EPA 8015B-eH

Form 4

LCS Summary

Lab Name: APPL, Inc.

SDG No: 97783

Case No: 97783

Date Analyzed: 10/15/2021

Matrix: WATER

Instrument: Apollo

LCS ID: 211011A1-LCS

Time Analyzed: 1657

APPL ID.	Client Sample No.	File ID.	Date Analyzed
211011A1-BLK	Blank	1015005	10/15/2021 1629
211011A1-LCS	Lab Control Spike	1015006	10/15/2021 1657
211011A1-LCSD	Lab Control Spiked	1015007	10/15/2021 1725
BA42527	ERH1798	1015020	10/15/2021 2332
BA42528	ERH1800	1015021	10/16/2021 0000

Comments: Batch: #DOC53-211011A1

Printed: 11/22/2021 12:43:42 PM
Form 4, LCS Summary

EPA 8015B-eH

Form 4

LCS Summary

Lab Name: APPL, Inc.

SDG No: 97783

Case No: 97783

Date Analyzed: 11/3/2021

Matrix: WATER

Instrument: Apollo

LCS ID: 211008A-LCS

Time Analyzed: 0134

APPL ID.	Client Sample No.	File ID.	Date Analyzed
211008A-BLK	Blank	1101069	11/3/2021 0105
211008A-LCS	Lab Control Spike	1101070	11/3/2021 0134
211008A-LCSD	Lab Control Spiked	1101071	11/3/2021 0202
BA42529	ERH1798 BLANK	1101086	11/3/2021 0903
BA42530	ERH1800 BLANK	1101087	11/3/2021 0931

Comments: Batch: #RHBLK-211008A

Printed: 11/22/2021 12:43:42 PM
Form 4, LCS Summary

Laboratory Control Spike Recoveries

EPA 8015B TPH LIQ-LIQ

APPL ID: 211011W-38390 LCS - 270800

Batch ID: #DOC53-211011A

APPL Inc.

908 North Temperance Avenue

Clovis, CA 93611

Compound Name	Spike Lvl ug/L	SPK Result ug/L	DUP Result ug/L	SPK % Recovery	DUP % Recovery	Recovery Limits	RPD %	RPD Limits
DIESEL (C10-C24)	2000	2420	2410	121	121	36-132	0.41	30
OIL (C24-C40)	2000	2520	2430	126 #	122 #	41-113	3.6	30
SURROGATE: OCTACOSANE (S)	150	161	153	107	102	60-142		
SURROGATE: ORTHO-TERPHENYL (S)	150	153	150	102	100	56-125		

= Recovery is outside QC limits.

Comments: _____

<u>Primary</u>	<u>SPK</u>	<u>DUP</u>
Quant Method :	DOC0831.M	DOC0831.M
Extraction Date :	10/11/2021	10/11/2021
Analysis Date :	10/16/2021	10/16/2021
Instrument :	Apollo	Apollo
Run :	1015049	1015050
Initials :	KAB	

Laboratory Control Spike Recoveries

EPA 8015B TPH WATER L-L SGC

APPL ID: 211011W-38390 LCS - 270804

Batch ID: #DOC53-211011A1

APPL Inc.

908 North Temperance Avenue

Clovis, CA 93611

Compound Name	Spike Lvl ug/L	SPK Result ug/L	DUP Result ug/L	SPK % Recovery	DUP % Recovery	Recovery Limits	RPD %	RPD Limits
DIESEL (C10-C24)	2000	2090	2160	105	108	36-132	3.3	30
OIL (C24-C40)	2000	2680	2700	134 #	135 #	41-113	0.74	30
SURROGATE: (R) DECANOIC ACID (S)	10.00	0	0	0.0	0.0	0-1		
SURROGATE: OCTACOSANE (S)	150	162	168	108	112	60-142		
SURROGATE: ORTHO-TERPHENYL (S)	150	154	160	103	107	56-125		

= Recovery is outside QC limits.

Comments: _____

<u>Primary</u>	<u>SPK</u>	<u>DUP</u>
Quant Method :	DEC0911.M	DEC0911.M
Extraction Date :	10/11/2021	10/11/2021
Analysis Date :	10/15/2021	10/15/2021
Instrument :	Apollo	Apollo
Run :	1015006	1015007
Initials :	KAB	

Laboratory Control Spike Recoveries

EPA 8015B TPH LIQ-LIQ

APPL ID: 211008W-40222 LCS - 270116
 Batch ID: #RHBLK-211008A

APPL Inc.
 908 North Temperance Avenue
 Clovis, CA 93611

Compound Name	Spike Lvl ug/L	SPK Result ug/L	DUP Result ug/L	SPK % Recovery	DUP % Recovery	Recovery Limits	RPD %	RPD Limits
DIESEL (C10-C24)	0	47.9	47.7	NA	NA	36-132		30
OIL (C24-C40)	0	170	155	NA	NA	41-113		30

SURROGATE: OCTACOSANE (S)	150	128	135	85.3	90.0	60-142		
SURROGATE: ORTHO-TERPHENYL (S)	150	105	110	70.0	73.3	56-125		

Comments: _____

<u>Primary</u>	<u>SPK</u>	<u>DUP</u>
Quant Method :	DOC1028.M	DOC1028.M
Extraction Date :	10/8/2021	10/8/2021
Analysis Date :	11/3/2021	11/3/2021
Instrument :	Apollo	Apollo
Run :	1101070	1101071
Initials :	KAB	

8270D-SIM

Form 2 & 8

Surrogate Recovery

Lab Name: APPL, Inc.

SDG No: 97783

Case No: 97783

Date Analyzed: 10/27/2021

Matrix: WATER

Instrument: KYLO

APPL ID.	Client Sample No.	SURROGATE: 2-METHYLNAPHTHALENE-D10 (S)			SURROGATE: FLUORANTHENE-D10 (S)		
		Limits	Result	Qualifier	Limits	Result	Qualifier
211012AK-BLK	Blank	39-114	96.6		58-120	98.1	
211012AK-LCS	Lab Control Spike	39-114	82.0		58-120	75.2	
211012AK-LCSD	Lab Control SpikeD	39-114	77.0		58-120	72.8	
BA42527	ERH1798	39-114	73.2		58-120	68.1	
BA42528	ERH1800	39-114	71.1		58-120	66.8	

Comments: Batch: #SIM53-211012AK

Printed: 11/4/2021 10:54:17 AM
Form 2 & 8, Surrogate Recovery Summary

8270D-SIM

Form 4

Blank Summary

Lab Name: APPL, Inc.

SDG No: 97783

Case No: 97783

Date Analyzed: 10/27/2021

Matrix: WATER

Instrument: KYLO

Blank ID: 211012AK-BLK

Time Analyzed: 1019

APPL ID.	Client Sample No.	File ID.	Date Analyzed
211012AK-BLK	Blank	1019K133	10/27/2021 1019
211012AK-LCS	Lab Control Spike	1019K134	10/27/2021 1039
211012AK-LCSD	Lab Control Spiked	1019K135	10/27/2021 1059
BA42527	ERH1798	1019K141	10/27/2021 1259
BA42528	ERH1800	1019K142	10/27/2021 1319

Comments: Batch: #SIM53-211012AK

Printed: 11/4/2021 10:54:15 AM
Form 4, Blank Summary

Method Blank
EPA 8270D SIM LIQ-LIQ

Blank Name/QCG: **211012W-42512 - 269626**
Batch ID: #SIM53-211012AK

APPL Inc.
908 North Temperance Avenue
Clovis, CA 93611

Sample Type	Analyte	Result	LOQ	LOD	DL	Units	Extraction Date	Analysis Date
BLANK	1-METHYLNAPHTHALENE	0.10 U	0.2	0.10	0.04	ug/L	10/12/2021	10/27/2021
BLANK	2-METHYLNAPHTHALENE	0.10 U	0.2	0.10	0.04	ug/L	10/12/2021	10/27/2021
BLANK	NAPHTHALENE	0.10 U	0.2	0.10	0.04	ug/L	10/12/2021	10/27/2021
BLANK	SURROGATE: 2-METHYLNAPHT	96.6	39-114			%	10/12/2021	10/27/2021
BLANK	SURROGATE: FLUORANTHENE-	98.1	58-120			%	10/12/2021	10/27/2021

Quant Method:K1019.M
Run #: 1019K133
Instrument:KYLO
Sequence:211019
Initials:LSI

GC SC-Blank-REG MDLs-DOD
Printed: 11/4/2021 10:54:26 AM

8270D-SIM

Form 4

LCS Summary

Lab Name: APPL, Inc.
Case No: 97783
Matrix: WATER
LCS ID: 211012AK-LCS

SDG No: 97783
Date Analyzed: 10/27/2021
Instrument: KYLO
Time Analyzed: 1039

APPL ID.	Client Sample No.	File ID.	Date Analyzed
211012AK-BLK	Blank	1019K133	10/27/2021 1019
211012AK-LCS	Lab Control Spike	1019K134	10/27/2021 1039
211012AK-LCSD	Lab Control Spiked	1019K135	10/27/2021 1059
BA42527	ERH1798	1019K141	10/27/2021 1259
BA42528	ERH1800	1019K142	10/27/2021 1319

Comments: Batch: #SIM53-211012AK

Printed: 11/4/2021 10:54:13 AM
Form 4, LCS Summary

Laboratory Control Spike Recoveries

EPA 8270D SIM LIQ-LIQ

APPL ID: 211012W-42512 LCS - 269626

Batch ID: #SIM53-211012AK

APPL Inc.

908 North Temperance Avenue

Clovis, CA 93611

Compound Name	Spike Lvl ug/L	SPK Result ug/L	DUP Result ug/L	SPK % Recovery	DUP % Recovery	Recovery Limits	RPD %	RPD Limits
1-METHYLNAPHTHALENE	5.00	4.11	3.98	82.2	79.6	41-115	3.2	20
2-METHYLNAPHTHALENE	5.00	4.17	4.01	83.4	80.2	39-114	3.9	20
NAPHTHALENE	5.00	3.98	3.86	79.6	77.2	43-114	3.1	20

SURROGATE: 2-METHYLNAPHTHALEN	5.00	4.10	3.85	82.0	77.0	39-114		
SURROGATE: FLUORANTHENE-D10 (S)	5.00	3.76	3.64	75.2	72.8	58-120		

Comments: _____

<u>Primary</u>	<u>SPK</u>	<u>DUP</u>
Quant Method :	K1019.M	K1019.M
Extraction Date :	10/12/2021	10/12/2021
Analysis Date :	10/27/2021	10/27/2021
Instrument :	KYLO	KYLO
Run :	1019K134	1019K135
Initials :	LSI	

Form 5
Tune Summary

Lab Name: APPL Inc.
Case No: _____
Matrix: Water
ID: 1019K001.D

SDG No: _____
Date Analyzed: 10/19/2021
Instrument: KYLO
Time Analyzed: 13:58

Client Sample No.	APPL ID.	File ID.	Date Analyzed
1	0.1 ug/ml 10/10/21	1019K002.D	10/19/2021 14:09
2	0.2 ug/ml 10/10/21	1019K003.D	10/19/2021 14:29
3	0.5 ug/ml 10/10/21	1019K004.D	10/19/2021 14:49
4	1 ug/ml 10/10/21	1019K005.D	10/19/2021 15:09
5	5 ug/ml 10/10/21	1019K006.D	10/19/2021 15:29
6	10 ug/ml 10/10/21	1019K007.D	10/19/2021 15:49
7	50 ug/ml 10/10/21	1019K008.D	10/19/2021 16:09
8	100 ug/ml 10/10/21	1019K009.D	10/19/2021 16:29
9	SS ug/ml 10/10/21	1019K010.D	10/19/2021 16:49
10			
11			
12			
13			
14			
15			
16			
17			
18			
19			
20			
21			
22			

m/e

51 9.95 - 80.1% of mass 198	<u>36.8</u>
68 0 - 2.05% of mass 69	<u>1.7</u>
70 0 - 2% of mass 69	<u>0.4</u>
127 10 - 80% of mass 198	<u>54.6</u>
197 0 - 2% of mass 198	<u>0.2</u>
198 100 - 100% of mass 198	<u>100.0</u>
199 5 - 9% of mass 198	<u>6.5</u>
275 10 - 60% of mass 198	<u>23.2</u>
365 1 - 100% of mass 198	<u>2.5</u>
441 0.01 - 24% of mass 442	<u>13.9</u>
442 50 - 500% of mass 198	<u>73.4</u>
443 15 - 24% of mass 442	<u>18.4</u>

Form 5
Tune Summary

Lab Name: APPL Inc.
Case No: 97783
Matrix: Water
ID: 1019K130.D

SDG No: 97783
Date Analyzed: 10/27/2021
Instrument: KYLO
Time Analyzed: 9:17

Client Sample No.	APPL ID.	File ID.	Date Analyzed
1	5 ug/ml 10/19/21 (1)	1019K131.D	10/27/2021 9:29
2	Blank	211012A BLK 1/1000	10/27/2021 10:19
3	Lab Control Spike	211012A LCS-1 1/1000	10/27/2021 10:39
4	Lab Control SpikeD	211012A LCSD-1 1/100	10/27/2021 10:59
5	ERH1798	BA42527W07 1/950	10/27/2021 12:59
6	ERH1800	BA42528W05 1/950	10/27/2021 13:19
7	5 ug/ml 10/10/21 (2)	1019K163.D	10/27/2021 20:18
8			
9			
10			
11			
12			
13			
14			
15			
16			
17			
18			
19			
20			
21			
22			

m/e

51 9.95 - 80.1% of mass 198	<u>35.6</u>
68 0 - 2.05% of mass 69	<u>1.9</u>
70 0 - 2% of mass 69	<u>0.5</u>
127 10 - 80% of mass 198	<u>55.6</u>
197 0 - 2% of mass 198	<u>0.0</u>
198 100 - 100% of mass 198	<u>100.0</u>
199 5 - 9% of mass 198	<u>6.6</u>
275 10 - 60% of mass 198	<u>22.4</u>
365 1 - 100% of mass 198	<u>2.2</u>
441 0.01 - 24% of mass 442	<u>13.8</u>
442 50 - 500% of mass 198	<u>65.7</u>
443 15 - 24% of mass 442	<u>18.4</u>

8A
INTERNAL STANDARD AREA AND RT SUMMARY

Lab Name: APPL Inc. Contract: _____
 Lab Code: _____ SDG No.: _____
 Lab File ID (Standard): 1019K131.D Date Analyzed: 10/27/21
 Instrument ID: KYLO Time Analyzed: 9:29
 GC Column: _____ ID: _____ Heated Purge: (Y/N) _____

		Napthalene-D8(IS)		Acenaphthene-D10(IS)		Phenanthrene-D10(IS)	
		AREA #	RT #	AREA #	RT #	AREA #	RT #
	12 HOUR STD	13145	3.89	6478	5.82	9986	7.52
	UPPER LIMIT	26290	4.06	12956	5.99	19972	7.69
	LOWER LIMIT	6573	3.72	3239	5.65	4993	7.35
	SAMPLE NO.						
01	211012A BLK 1/1000	12432	3.89	6173	5.82	9600	7.53
02	211012A LCS-1 1/1000	15579	3.89	7960	5.82	13116	7.52
03	211012A LCSD-1 1/1000	16598	3.89	8501	5.82	13538	7.52
04	BA42527W07 1/950	18146	3.89	9194	5.82	15381	7.52
05	BA42528W05 1/950	17090	3.90	8621	5.82	14321	7.52
06	5 ug/ml 10/10/21 (2)	16326	3.90	8159	5.82	12835	7.52
07							
08							
09							
10							
11							
12							
13							
14							
15							
16							
17							
18							
19							
20							
21							
22							

AREA UPPER LIMIT = +100% of internal standard area.
 AREA LOWER LIMIT = -50% of internal standard area.
 RT UPPER LIMIT = +0.17 minutes of internal standard RT
 RT LOWER LIMIT = -0.17 minutes of internal standard RT

Column used to flag values outside QC limits with an asterisk.
 * Values outside of QC limits.

8A
INTERNAL STANDARD AREA AND RT SUMMARY

Lab Name: APPL Inc. Contract: _____
 Lab Code: _____ SDG No.: _____
 Lab File ID (Standard): 1019K131.D Date Analyzed: 10/27/21
 Instrument ID: KYLO Time Analyzed: 9:29
 GC Column: _____ ID: _____ Heated Purge: (Y/N) _____

		Chrysene-D12(IS)		Perylene-D12(IS)			
		AREA	#	RT	#	AREA	#
	12 HOUR STD	11937		10.58		10340	12.76
	UPPER LIMIT	23874		10.75		20680	12.93
	LOWER LIMIT	5969		10.41		5170	12.59
	SAMPLE NO.						
01	211012A BLK 1/1000	11357		10.58		10060	12.76
02	211012A LCS-1 1/1000	16199		10.57		14787	12.75
03	211012A LCSD-1 1/1000	16657		10.58		15221	12.76
04	BA42527W07 1/950	18671		10.57		16720	12.75
05	BA42528W05 1/950	17057		10.58		15304	12.76
06	5 ug/ml 10/10/21 (2)	15440		10.57		13434	12.76
07							
08							
09							
10							
11							
12							
13							
14							
15							
16							
17							
18							
19							
20							
21							
22							

AREA UPPER LIMIT = +100% of internal standard area.
 AREA LOWER LIMIT = -50% of internal standard area.
 RT UPPER LIMIT = +0.17 minutes of internal standard RT
 RT LOWER LIMIT = -0.17 minutes of internal standard RT

Column used to flag values outside QC limits with an asterisk.
 * Values outside of QC limits.

EPA 8260B

Form 2 & 8

Surrogate Recovery

Lab Name: APPL, Inc.
Case No: 97783
Matrix: WATER

SDG No: 97783
Date Analyzed: 10/14/2021
Instrument: Max

APPL ID.	Client Sample No.	SURROGATE: 1,2-DICHLOROETHANE-D4 (S)			SURROGATE: 4-BROMOFLUOROBENZENE (S)		
		Limits	Result	Qualifier	Limits	Result	Qualifier
211014BM-LCS	Lab Control Spike	81-118	103		85-114	92.8	
211014BM-BLK	Blank	81-118	105		85-114	92.4	
BA42526	ERH1797	81-118	105		85-114	90.6	
BA42527	ERH1798	81-118	101		85-114	90.3	
BA42528	ERH1800	81-118	104		85-114	91.6	
211014BM-LCSD	Lab Control SpikeD	81-118	103		85-114	94.0	

Comments: Batch: #86BTO-211014BM

Printed: 11/24/2021 11:15:11 AM
Form 2 & 8, Surrogate Recovery Summary

EPA 8260B

Form 2 & 8

Surrogate Recovery

Lab Name: APPL, Inc.
Case No: 97783
Matrix: WATER

SDG No: 97783
Date Analyzed: 10/14/2021
Instrument: Max

APPL ID.	Client Sample No.	SURROGATE: DIBROMOFLUOROMETHANE (S)			SURROGATE: TOLUENE-D8 (S)		
		Limits	Result	Qualifier	Limits	Result	Qualifier
211014BM-LCS	Lab Control Spike	80-119	106		89-112	101	
211014BM-BLK	Blank	80-119	104		89-112	101	
BA42526	ERH1797	80-119	105		89-112	101	
BA42527	ERH1798	80-119	103		89-112	101	
BA42528	ERH1800	80-119	104		89-112	101	
211014BM-LCSD	Lab Control SpikeD	80-119	98.4		89-112	100	

Comments: Batch: #86BTO-211014BM

Printed: 11/24/2021 11:15:11 AM
Form 2 & 8, Surrogate Recovery Summary

EPA 8260B

Form 4

Blank Summary

Lab Name: APPL, Inc.

SDG No: 97783

Case No: 97783

Date Analyzed: 10/15/2021

Matrix: WATER

Instrument: Max

Blank ID: 211014BM-BLK

Time Analyzed: 0135

APPL ID.	Client Sample No.	File ID.	Date Analyzed
211014BM-LCS	Lab Control Spike	1014M31	10/14/2021 2342
211014BM-BLK	Blank	1014M35	10/15/2021 0135
BA42526	ERH1797	1014M44	10/15/2021 0550
BA42527	ERH1798	1014M45	10/15/2021 0618
BA42528	ERH1800	1014M46	10/15/2021 0646
211014BM-LCSD	Lab Control Spiked	1014M52	10/15/2021 0936

Comments: Batch: #86BTO-211014BM

Printed: 11/24/2021 11:14:45 AM
Form 4, Blank Summary

Method Blank
EPA 8260B BTEX WATER

Blank Name/QCG: **211014W-42523 - 270914**
Batch ID: #86BTO-211014BM

APPL Inc.
908 North Temperance Avenue
Clovis, CA 93611

Sample Type	Analyte	Result	LOQ	LOD	DL	Units	Extraction Date	Analysis Date
BLANK	BENZENE	0.30 U	1.0	0.30	0.15	ug/L	10/15/2021	10/15/2021
BLANK	ETHYLBENZENE	0.50 U	1.0	0.50	0.23	ug/L	10/15/2021	10/15/2021
BLANK	TOLUENE	0.30 U	1.0	0.30	0.15	ug/L	10/15/2021	10/15/2021
BLANK	XYLENES (TOTAL)	0.30 U	2.0	0.30	0.15	ug/L	10/15/2021	10/15/2021
BLANK	SURROGATE: 1,2-DICHLOROET	105	81-118			%	10/15/2021	10/15/2021
BLANK	SURROGATE: 4-BROMOFLUORO	92.4	85-114			%	10/15/2021	10/15/2021
BLANK	SURROGATE: DIBROMOFLUOR	104	80-119			%	10/15/2021	10/15/2021
BLANK	SURROGATE: TOLUENE-D8 (S)	101	89-112			%	10/15/2021	10/15/2021

Quant Method: M1008W.M
Run #: 1014M35
Instrument: Max
Sequence: 211008
Initials: PAN

GC SC-Blank-REG MDLs-DOD
Printed: 11/24/2021 11:16:35 AM

EPA 8260B

Form 4

LCS Summary

Lab Name: APPL, Inc.
Case No: 97783
Matrix: WATER
LCS ID: 211014BM-LCS

SDG No: 97783
Date Analyzed: 10/14/2021
Instrument: Max
Time Analyzed: 2342

APPL ID.	Client Sample No.	File ID.	Date Analyzed
211014BM-LCS	Lab Control Spike	1014M31	10/14/2021 2342
211014BM-BLK	Blank	1014M35	10/15/2021 0135
BA42526	ERH1797	1014M44	10/15/2021 0550
BA42527	ERH1798	1014M45	10/15/2021 0618
BA42528	ERH1800	1014M46	10/15/2021 0646
211014BM-LCSD	Lab Control Spiked	1014M52	10/15/2021 0936

Comments: Batch: #86BTO-211014BM

Printed: 11/24/2021 11:14:20 AM
Form 4, LCS Summary

Laboratory Control Spike Recoveries

EPA 8260B BTEX WATER

APPL ID: 211014W-42523 LCS - 270914
 Batch ID: #86BTO-211014BM

APPL Inc.
 908 North Temperance Avenue
 Clovis, CA 93611

Compound Name	Spike Lvl ug/L	SPK Result ug/L	DUP Result ug/L	SPK % Recovery	DUP % Recovery	Recovery Limits	RPD %	RPD Limits
BENZENE	10.00	10.9	11.0	109	110	79-120	0.91	20
ETHYLBENZENE	10.00	10.8	11.1	108	111	79-121	2.7	20
TOLUENE	10.00	10.5	10.9	105	109	80-121	3.7	20
XYLENES (TOTAL)	30.0	31.2	31.1	104	104	79-121	0.32	20

SURROGATE: 1,2-DICHLOROETHANE-D	25.0	25.7	25.8	103	103	81-118		
SURROGATE: 4-BROMOFLUOROBENZE	25.0	23.2	23.5	92.8	94.0	85-114		
SURROGATE: DIBROMOFLUOROMETH	25.0	26.6	24.6	106	98.4	80-119		
SURROGATE: TOLUENE-D8 (S)	25.0	25.2	25.0	101	100	89-112		

Comments: _____

<u>Primary</u>	<u>SPK</u>	<u>DUP</u>
Quant Method :	M1008W.M	M1008W.M
Extraction Date :	10/14/2021	10/15/2021
Analysis Date :	10/14/2021	10/15/2021
Instrument :	Max	Max
Run :	1014M31	1014M52
Initials :	PAN	

Form 5
Tune Summary

Lab Name: APPL Inc.
 Case No: _____
 Matrix: Water
 ID: 1008M21.D

SDG No: _____
 Date Analyzed: 10/8/2021
 Instrument: Max
 Time Analyzed: 16:14

Client Sample No.	APPL ID.	File ID.	Date Analyzed
1	0.3ug/L VOC STD 10/8	1008M22.D	10/8/2021 16:42
2	0.5ug/L VOC STD 10/8	1008M23.D	10/8/2021 17:11
3	1ug/L VOC STD 10/8/2	1008M24.D	10/8/2021 17:39
4	2ug/L VOC STD 10/8/2	1008M25.D	10/8/2021 18:07
5	5ug/L VOC STD 10/8/2	1008M26.D	10/8/2021 18:35
6	10ug/L VOC STD 10/8/	1008M27.D	10/8/2021 19:03
7	20ug/L VOC STD 10/8/	1008M28.D	10/8/2021 19:31
8	40ug/L VOC STD 10/8/	1008M29.D	10/8/2021 19:59
9	100ug/L VOC STD 10/8	1008M30.D	10/8/2021 20:27
10	(SS) 10ug/L VOC STD	1008M32.D	10/8/2021 21:23
11			
12			
13			
14			
15			
16			
17			
18			
19			
20			
21			
22			

m/e

50 15 - 40% of mass 95	<u>17.5</u>
75 30 - 60.04% of mass 95	<u>59.1</u>
95 100 - 200% of mass 95	<u>100.0</u>
96 5 - 9% of mass 95	<u>6.3</u>
173 0 - 2% of mass 174	<u>0.0</u>
174 50 - 200% of mass 95	<u>141.4</u>
175 5 - 9.02% of mass 174	<u>7.5</u>
176 95 - 101% of mass 174	<u>98.1</u>
177 5 - 9% of mass 176	<u>6.7</u>

8A
INTERNAL STANDARD AREA AND RT SUMMARY

Lab Name: APPL Inc. Contract: _____
 Lab Code: _____ SDG No.: _____
 Lab File ID (Standard): 1008M27.D Date Analyzed: 8 Oct 21 19:03
 Instrument ID: Max Time Analyzed: 8 Oct 21 19:03
 GC Column: _____ ID: _____ Heated Purge: (Y/N) _____

	Fluorobenzene (IS)		Chlorobenzene-D5 (IS)		1,4-Dichlorobenzene-D (IS)		
	AREA #	RT #	AREA #	RT #	AREA #	RT #	
12 HOUR STD	388138	6.29	360841	9.45	248637	11.78	
UPPER LIMIT	776276	6.46	721682	9.62	497274	11.95	
LOWER LIMIT	194069	6.12	180421	9.28	124319	11.61	
SAMPLE NO.							
01	0.3ug/L VOC STD 10/8/21	395258	6.28	367600	9.45	219240	11.78
02	0.5ug/L VOC STD 10/8/21	388896	6.28	368558	9.45	224254	11.78
03	1ug/L VOC STD 10/8/21	398213	6.29	368705	9.45	231241	11.78
04	2ug/L VOC STD 10/8/21	386107	6.28	354778	9.45	228518	11.78
05	5ug/L VOC STD 10/8/21	383546	6.29	361219	9.45	244991	11.78
06	10ug/L VOC STD 10/8/21	388138	6.29	360841	9.45	248637	11.78
07	20ug/L VOC STD 10/8/21	398005	6.29	370167	9.45	264410	11.78
08	40ug/L VOC STD 10/8/21	391306	6.29	373477	9.45	269114	11.78
09	100ug/L VOC STD 10/8/21	398991	6.28	387064	9.46	284233	11.78
10	(SS) 10ug/L VOC STD 10/8/21	393662	6.29	362431	9.46	250840	11.78
11							
12							
13							
14							
15							
16							
17							
18							
19							
20							
21							
22							

AREA UPPER LIMIT = +100% of internal standard area.
 AREA LOWER LIMIT = -50% of internal standard area.
 RT UPPER LIMIT = +0.17 minutes of internal standard RT
 RT LOWER LIMIT = -0.17 minutes of internal standard RT

Column used to flag values outside QC limits with an asterisk.
 * Values outside of QC limits.

Form 5
Tune Summary

Lab Name: APPL Inc.
Case No: 97783
Matrix: Water
ID: 1014M28.D

SDG No: 97783
Date Analyzed: 10/14/2021
Instrument: Max
Time Analyzed: 22:18

	Client Sample No.	APPL ID.	File ID.	Date Analyzed
1	Lab Control Spike	211014B CCV/LCS 10ug	1014M31.D	10/14/2021 23:42
2	Blank	211014B BLK	1014M35.D	10/15/2021 1:35
3	ERH1797	BA42526W01	1014M44.D	10/15/2021 5:50
4	ERH1798	BA42527W01	1014M45.D	10/15/2021 6:18
5	ERH1800	BA42528W01	1014M46.D	10/15/2021 6:46
6	Lab Control Spiked	LCSD/Ending CCV 10u	1014M52.D	10/15/2021 9:36
7				
8				
9				
10				
11				
12				
13				
14				
15				
16				
17				
18				
19				
20				
21				
22				

m/e

50 15.0 - 40.0% of mass 95	<u>18.9</u>
75 30.0 - 60.0% of mas 95	<u>57.2</u>
95 Base peak, 100% relative abundance	<u>100.0</u>
96 5.0 - 9.0% of mass 95	<u>6.9</u>
173 Less than 2.0% of mass 174	<u>0.0</u>
174 50.0 - 200.0% of mass 95	<u>123.6</u>
175 5.0 - 9.0% of mass 174	<u>8.4</u>
176 95.0 - 101.0% of mass 174	<u>96.8</u>
177 5.0 - 9.0% of mass 176	<u>6.9</u>

8A
INTERNAL STANDARD AREA AND RT SUMMARY

Lab Name: APPL Inc. Contract: _____
 Lab Code: _____ SDG No.: _____
 Lab File ID (Standard): 1014M31.D Date Analyzed: 10/14/21
 Instrument ID: Max Time Analyzed: 23:42
 GC Column: _____ ID: _____ Heated Purge: (Y/N) _____

		Fluorobenzene (IS)		Chlorobenzene-D5 (IS)		1,4-Dichlorobenzene-D (IS)	
		AREA #	RT #	AREA #	RT #	AREA #	RT #
	12 HOUR STD	389654	6.34	345061	9.50	230319	11.82
	UPPER LIMIT	779308	6.51	690122	9.67	460638	11.99
	LOWER LIMIT	194827	6.17	172531	9.33	115160	11.65
	SAMPLE NO.						
01	211014B CCV/LCS 10u	389654	6.34	345061	9.50	230319	11.82
02	211014B BLK	383683	6.34	342549	9.50	207970	11.82
03	BA42526W01	401351	6.34	358025	9.50	209094	11.82
04	BA42527W01	406505	6.34	351523	9.50	206534	11.82
05	BA42528W01	385348	6.34	339224	9.50	202710	11.82
06	LCSD/Ending CCV 10u	412336	6.34	371067	9.50	237029	11.82
07							
08							
09							
10							
11							
12							
13							
14							
15							
16							
17							
18							
19							
20							
21							
22							

AREA UPPER LIMIT = +100% of internal standard area.
 AREA LOWER LIMIT = -50% of internal standard area.
 RT UPPER LIMIT = +0.17 minutes of internal standard RT
 RT LOWER LIMIT = -0.17 minutes of internal standard RT

Column used to flag values outside QC limits with an asterisk.
 * Values outside of QC limits.

EPA 8260B

Form 2 & 8

Surrogate Recovery

Lab Name: APPL, Inc.
Case No: 97783
Matrix: WATER

SDG No: 97783
Date Analyzed: 10/15/2021
Instrument: Max

APPL ID.	Client Sample No.	SURROGATE: 4-BROMOFLUOROBENZENE (S)			Limits	Result	Qualifier
		Limits	Result	Qualifier			
211014BM-LCS	Lab Control Spike	85-114	96.8				
211014BM-LCSD	Lab Control SpikeD	85-114	98.8				
211014BM-BLK	Blank	85-114	98.9				
BA42526	ERH1797	85-114	97.0				
BA42527	ERH1798	85-114	96.7				
BA42528	ERH1800	85-114	98.1				

Comments: Batch: #GRO86-211014BM

Printed: 11/24/2021 12:26:19 PM
Form 2 & 8, Surrogate Recovery Summary

EPA 8260B

Form 4

Blank Summary

Lab Name: APPL, Inc.

SDG No: 97783

Case No: 97783

Date Analyzed: 10/15/2021

Matrix: WATER

Instrument: Max

Blank ID: 211014BM-BLK

Time Analyzed: 0135

APPL ID.	Client Sample No.	File ID.	Date Analyzed
211014BM-LCS	Lab Control Spike	1014M33	10/15/2021 0039
211014BM-LCSD	Lab Control Spiked	1014M34	10/15/2021 0107
211014BM-BLK	Blank	1014M35	10/15/2021 0135
BA42526	ERH1797	1014M44	10/15/2021 0550
BA42527	ERH1798	1014M45	10/15/2021 0618
BA42528	ERH1800	1014M46	10/15/2021 0646

Comments: Batch: #GRO86-211014BM

Printed: 11/24/2021 12:25:57 PM
Form 4, Blank Summary

Method Blank
EPA 8260B GRO WATER

Blank Name/QCG: **211014W-42523 - 270934**
Batch ID: #GRO86-211014BM

APPL Inc.
908 North Temperance Avenue
Clovis, CA 93611

Sample Type	Analyte	Result	LOQ	LOD	DL	Units	Extraction Date	Analysis Date
BLANK	GASOLINE RANGE ORGANICS	18.0 U	20	18.0	8.6	ug/L	10/15/2021	10/15/2021
BLANK	SURROGATE: 4-BROMOFLUORO	98.9	85-114			%	10/15/2021	10/15/2021

Quant Method:MGAS0825.M
Run #:1014M35
Instrument:Max
Sequence:211008
Initials:PAN

GC SC-Blank-REG MDLs-DOD
Printed: 11/24/2021 12:27:35 PM

EPA 8260B

Form 4

LCS Summary

Lab Name: APPL, Inc.

SDG No: 97783

Case No: 97783

Date Analyzed: 10/15/2021

Matrix: WATER

Instrument: Max

LCS ID: 211014BM-LCS

Time Analyzed: 0039

APPL ID.	Client Sample No.	File ID.	Date Analyzed
211014BM-LCS	Lab Control Spike	1014M33	10/15/2021 0039
211014BM-LCSD	Lab Control Spiked	1014M34	10/15/2021 0107
211014BM-BLK	Blank	1014M35	10/15/2021 0135
BA42526	ERH1797	1014M44	10/15/2021 0550
BA42527	ERH1798	1014M45	10/15/2021 0618
BA42528	ERH1800	1014M46	10/15/2021 0646

Comments: Batch: #GRO86-211014BM

Printed: 11/24/2021 12:25:21 PM
Form 4, LCS Summary

Laboratory Control Spike Recoveries

EPA 8260B GRO WATER

APPL ID: 211015W-42523 LCS - 270934
 Batch ID: #GRO86-211014BM

APPL Inc.
 908 North Temperance Avenue
 Clovis, CA 93611

Compound Name	Spike Lvl ug/L	SPK Result ug/L	DUP Result ug/L	SPK % Recovery	DUP % Recovery	Recovery Limits	RPD %	RPD Limits
GASOLINE RANGE ORGANICS	300	284	345	94.7	115	78-122	19.4	20
SURROGATE: 4-BROMOFLUOROBENZE	25.0	24.2	24.7	96.8	98.8	85-114		

Comments: _____

<u>Primary</u>	<u>SPK</u>	<u>DUP</u>
Quant Method :	MGAS0825.M	MGAS0825.M
Extraction Date :	10/15/2021	10/15/2021
Analysis Date :	10/15/2021	10/15/2021
Instrument :	Max	Max
Run :	1014M33	1014M34
Initials :	PAN	

SW846 9060A

Form 4

Blank Summary

Lab Name: APPL, Inc.
Case No: 97783
Matrix: WATER
Blank ID: 211012A-BLK

SDG No: 97783
Date Analyzed: 10/12/2021
Instrument: TICTOC
Time Analyzed: 2300

APPL ID.	Client Sample No.	File ID.	Date Analyzed
211012A-LCSD	Lab Control Spiked	21	10/12/2021 1409
211012A-LCS	Lab Control Spike	25	10/12/2021 1833
211012A-BLK	Blank	29	10/12/2021 2300
BA42527	ERH1798	38	10/13/2021 0445

Comments: Batch: #TOCW5-211012A

WETLAB BLANK

APPL Inc.
908 North Temperance Avenue
Clovis, CA 93611

Method	Analyte	Result	LOQ	LOD	DL	Units	Prep Date	Analysis Date	QC Group
SW846 90	TOTAL ORGANIC C	0.350 U	0.93	0.350	0.130	mg/L	10/12/21	10/12/21	#TOCW5-211012A-BA42228

SW846 9060A

Form 4

LCS Summary

Lab Name: APPL, Inc.
Case No: 97783
Matrix: WATER
LCS ID: 211012A-LCS

SDG No: 97783
Date Analyzed: 10/12/2021
Instrument: TICTOC
Time Analyzed: 1833

APPL ID.	Client Sample No.	File ID.	Date Analyzed
211012A-LCSD	Lab Control Spiked	21	10/12/2021 1409
211012A-LCS	Lab Control Spike	25	10/12/2021 1833
211012A-BLK	Blank	29	10/12/2021 2300
BA42527	ERH1798	38	10/13/2021 0445

Comments: Batch: #TOCW5-211012A

Laboratory Control Spike Recoveries

WETLAB

APPL Inc.
 908 North Temperance Avenue
 Clovis, CA 93611

Method	Compound Name	Spike Lvl mg/L	SPK Res mg/L	DUP Res mg/L	SPK % Recov	DUP % Recov	RPD	RPD Max	QC Limits	Extract Date-Spk	Analysis Date-Spk	Extract Date-Dup	Analysis Date-Dup	QC Group
SW846 90	TOTAL ORGANIC CARBO	5.00	4.47	5.08	89.4	102	12.8	20	80-120	10/12/21	10/12/21	10/12/21	10/12/21	#TOCW5-211012A-BA422

Comments: _____

ORGANICS
Calibration Data

TPH Extractables
DOC0831

Form 6
Initial Calibration

Lab Name: APPL, Inc.
Case No: _____
Matrix: Water

SDG No: _____
Initial Cal. Date: 8/30/2021
Instrument: Apollo

Initials: KA

830004.D 830005.D 830006.D 830007.D 830008.D 830009.D 830010.D

	Compound	1	2	3	4	5	6	7				Avg	%RSD	Type	r ²	Q
1	HATM Diesel (C10-C24)	1996096	2096504	2044980	1954573	1978127	1986289	2080607				2019597	2.7	HATM		
2	HBTML Motor Oil (C24-C40)	4145119	2435540	1673061	1536974	1493779	1466134	1500171				2035825	49	HBTM	1.000	
3	SA Ortho-Terphenyl(S)	2853226	2657484	2628989	2539846	2469795	2419311	2566361				2590716	5.5	SA		
4	SA Octacosane(S)	2110335	1874119	1915976	1916647	1876549	1864260	1926753				1926377	4.4	SA		
5																
6																
7																
8																
9																
10																
11																
12																
13																
14																
15																
16																
17																
18																
19																
20																
21																
22																
23																
24																
25																
26																
27																
28																
29																
30																
31																
32																
33																
34																
35																

1.751305

Data File : G:\APOLLO\DATA\210830\830004.D Vial: 4
 Acq On : 8-30-21 14:23:31 Operator: KA
 Sample : DMO STD Curve 1 Inst : Apollo
 Misc : water Multiplr: 1.00
 IntFile : events.e
 Quant Time: Sep 8 12:55 2021 Quant Results File: DOC0830.RES

Method : G:\APOLLO\DATA\210830\DOC0830.M (Chemstation Integrator)
 Title : 8015 B&C
 Last Update : Tue Aug 31 09:20:02 2021
 Response via : Multiple Level Calibration

Volume Inj. : 2UL
 Signal Phase : DB-5
 Signal Info : FID02A

Compound	R.T.	Response	Conc Units

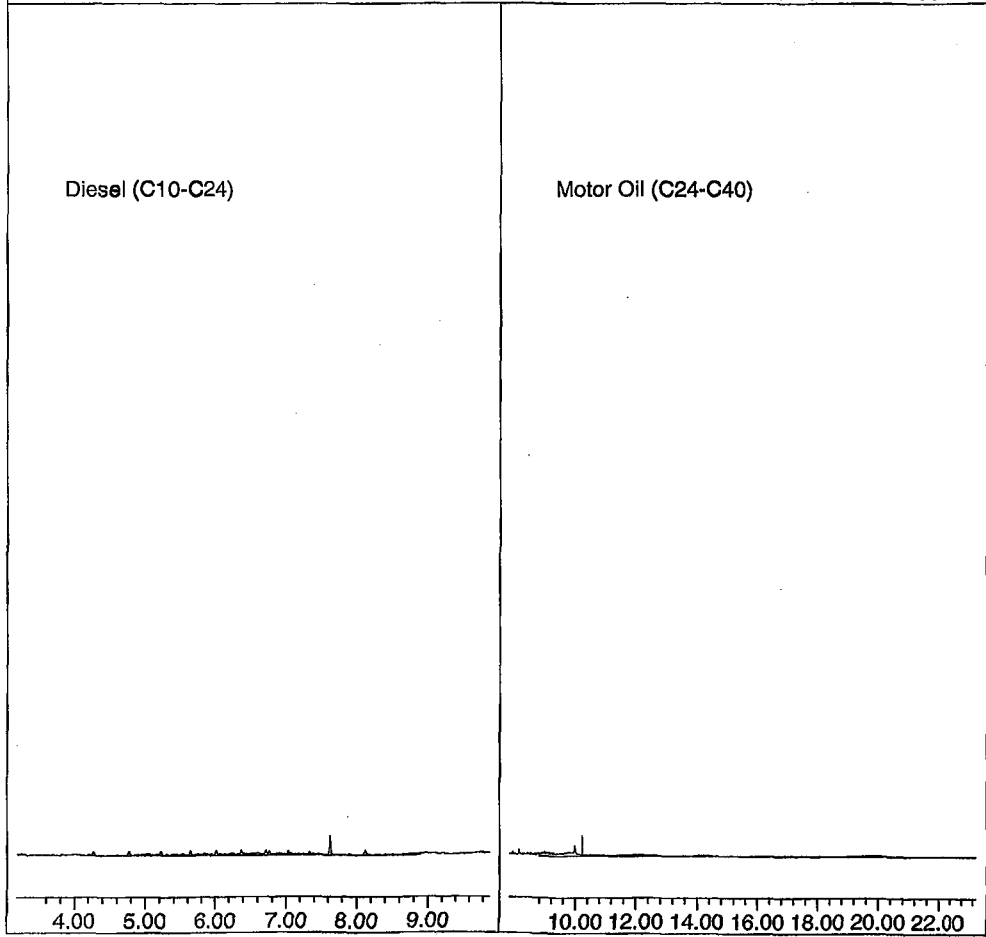
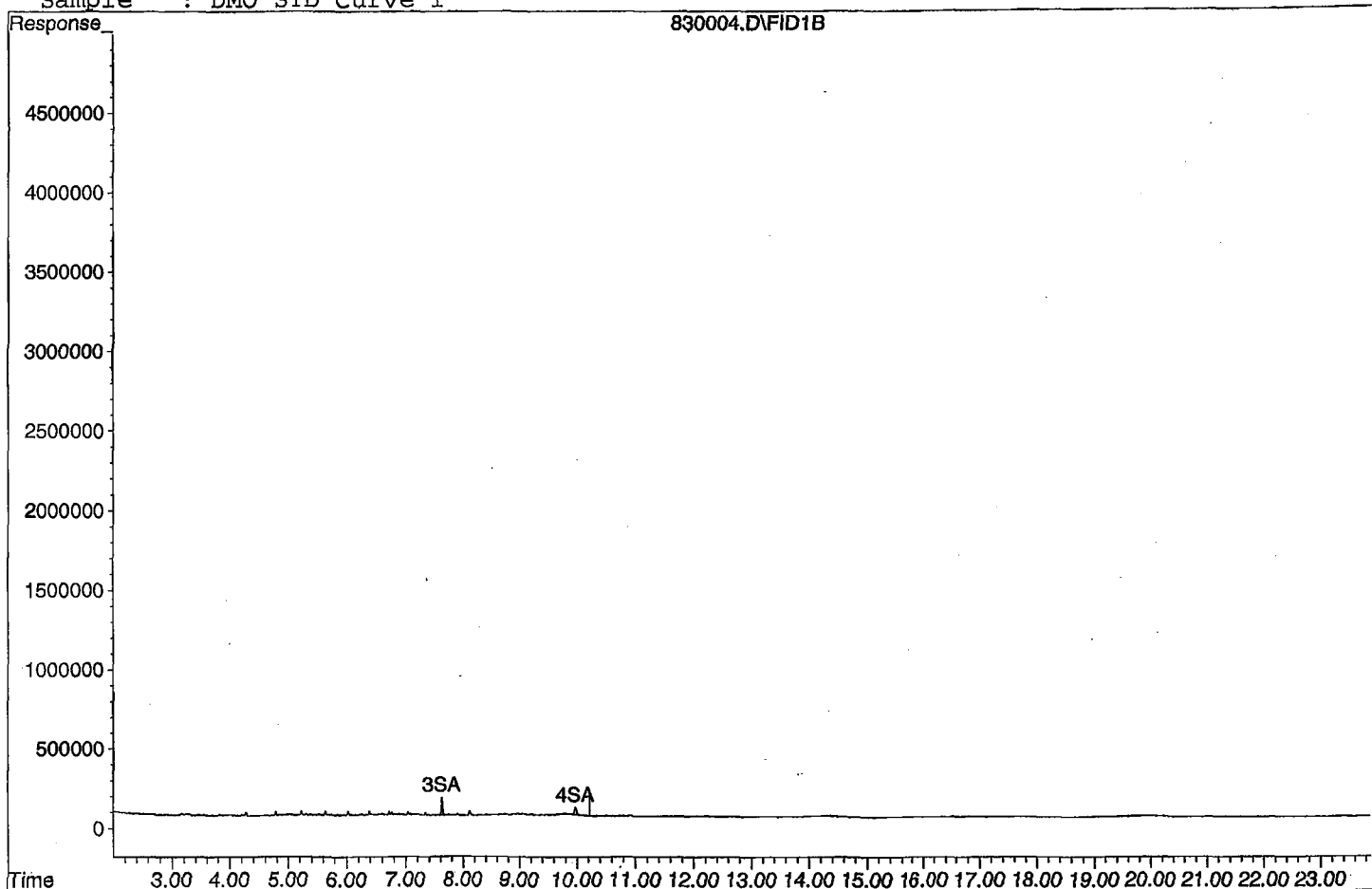
System Monitoring Compounds			
3) SA Ortho-Terphenyl(S)	7.63	1426613	0.275 ppb
Surrogate Spike 30.000		Recovery =	0.92%
4) SA Octacosane(S)	9.98	1055167	0.274 ppb
Surrogate Spike 30.000		Recovery =	0.91%
Target Compounds			
1) HATM Diesel (C10-C24)	6.54	19960961	4.942 ppb
2) HBTM Motor Oil (C24-C40)	15.55	41451191	5.936 ppb

Target Compounds

Quantitation Report

Data File: G:\APOLLO\DATA\210830\830004.D

Sample : DMO STD Curve 1



Data File : G:\APOLLO\DATA\210830\830005.D Vial: 5
 Acq On : 8-30-21 14:52:00 Operator: KA
 Sample : DMO STD Curve 2 Inst : Apollo
 Misc : water Multiplr: 1.00
 IntFile : events.e
 Quant Time: Sep 8 12:55 2021 Quant Results File: DOC0830.RES

Method : G:\APOLLO\DATA\210830\DOC0830.M (Chemstation Integrator)
 Title : 8015 B&C
 Last Update : Tue Aug 31 09:20:02 2021
 Response via : Multiple Level Calibration

Volume Inj. : 2UL
 Signal Phase : DB-5
 Signal Info : FID02A

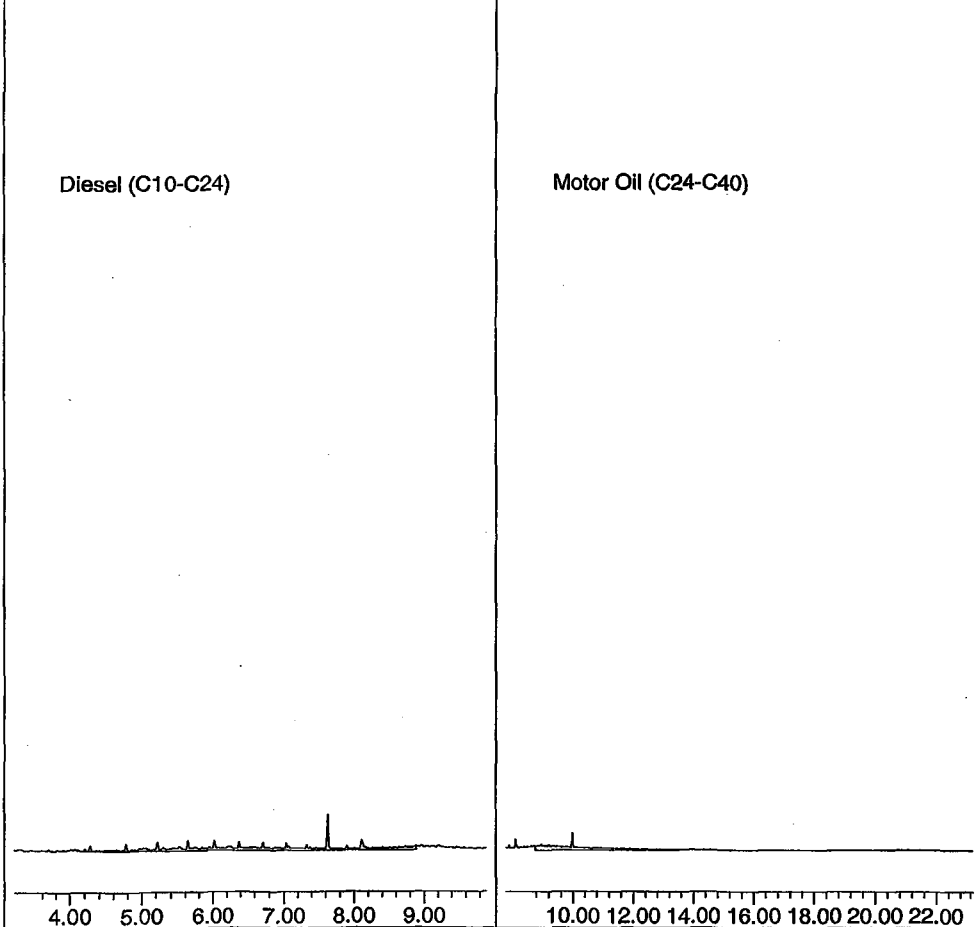
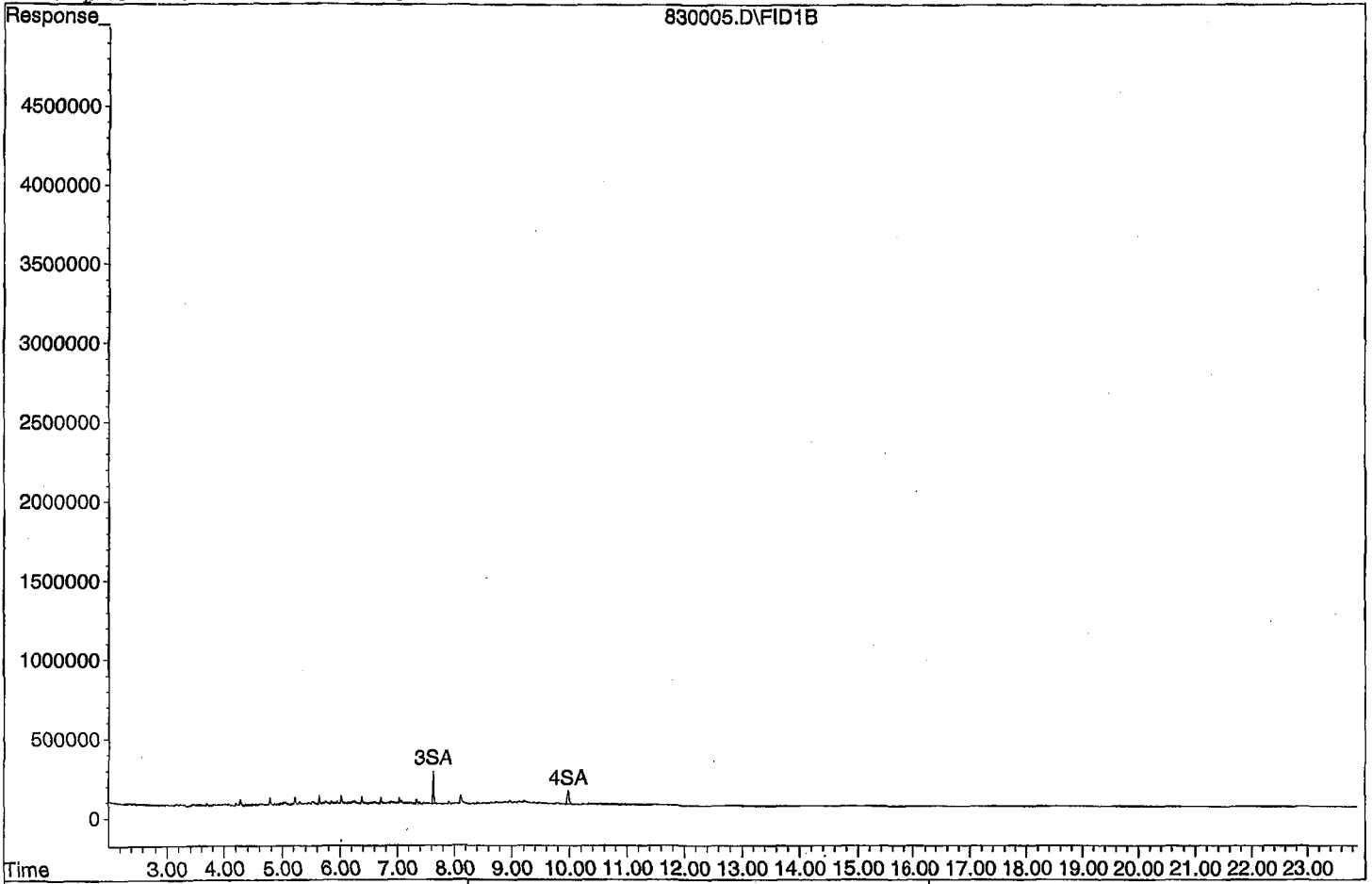
Compound	R.T.	Response	Conc Units
System Monitoring Compounds			
3) SA Ortho-Terphenyl(S)	7.63	2657484	0.513 ppb
Surrogate Spike 30.000		Recovery =	1.71%
4) SA Octacosane(S)	9.98	1874119	0.486 ppb
Surrogate Spike 30.000		Recovery =	1.62%
Target Compounds			
1) HATM Diesel (C10-C24)	6.54	41930088	10.381 ppb
2) HBTM Motor Oil (C24-C40)	15.55	48710805	8.390 ppb

Target Compounds

Quantitation Report

Data File: G:\APOLLO\DATA\210830\830005.D

Sample : DMO STD Curve 2



Data File : G:\APOLLO\DATA\210830\830006.D Vial: 6
 Acq On : 8-30-21 15:20:31 Operator: KA
 Sample : DMO STD Curve 3 Inst : Apollo
 Misc : water Multiplr: 1.00
 IntFile : events.e
 Quant Time: Sep 8 12:55 2021 Quant Results File: DOC0830.RES

Method : G:\APOLLO\DATA\210830\DOC0830.M (Chemstation Integrator)
 Title : 8015 B&C
 Last Update : Tue Aug 31 09:20:02 2021
 Response via : Multiple Level Calibration

Volume Inj. : 2UL
 Signal Phase : DB-5
 Signal Info : FID02A



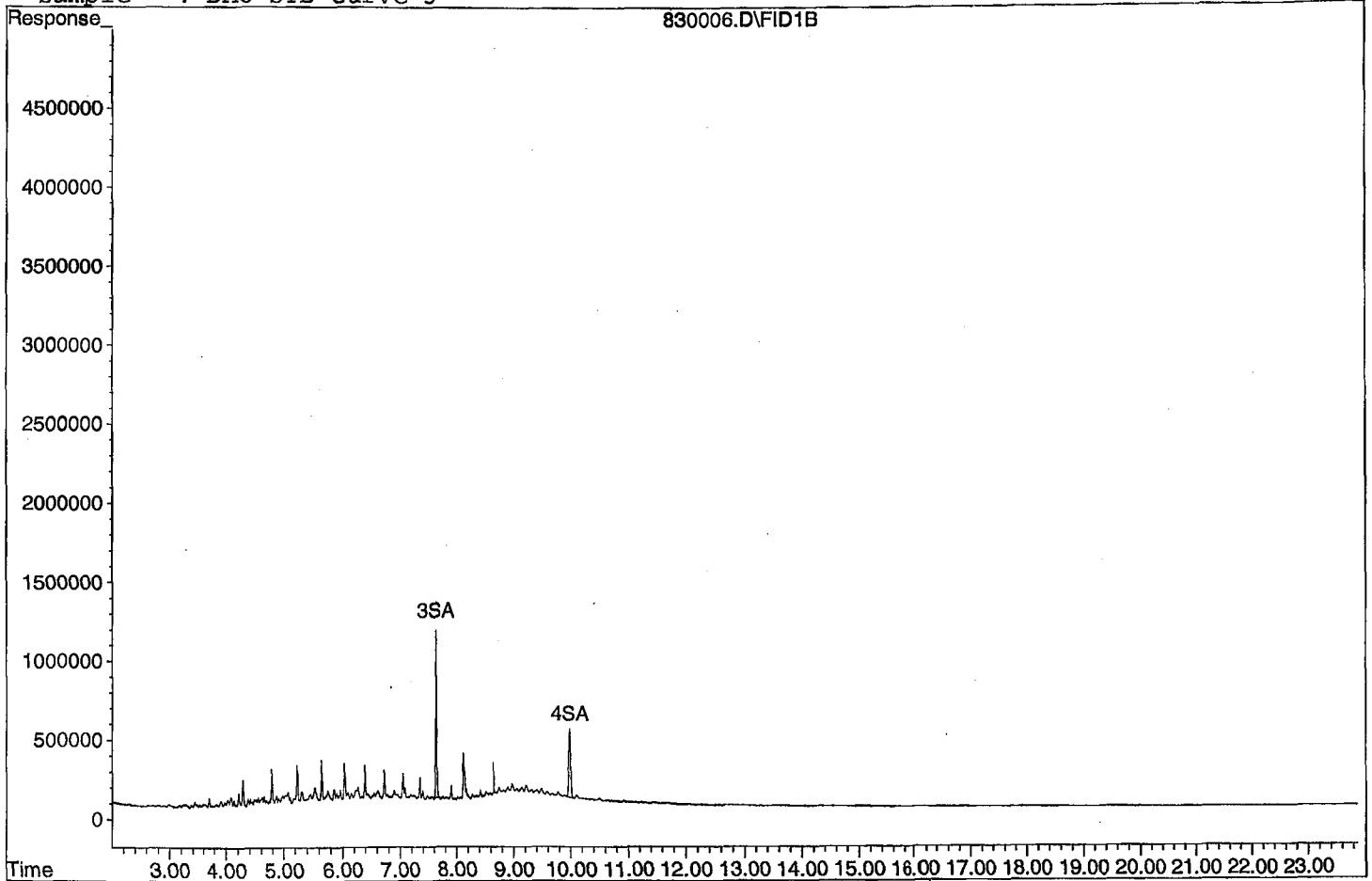
Compound	R.T.	Response	Conc Units
System Monitoring Compounds			
3) SA Ortho-Terphenyl(S)	7.63	13144947	2.537 ppb
Surrogate Spike 30.000		Recovery =	8.46%
4) SA Octacosane(S)	9.98	9579881	2.487 ppb
Surrogate Spike 30.000		Recovery =	8.29%
Target Compounds			
1) HATM Diesel (C10-C24)	6.54	204498046	50.628 ppb
2) HBTM Motor Oil (C24-C40)	15.55	167306131	48.476 ppb

Target Compounds

Quantitation Report

Data File: G:\APOLLO\DATA\210830\830006.D

Sample : DMO STD Curve 3



Data File : G:\APOLLO\DATA\210830\830007.D Vial: 7
 Acq On : 8-30-21 15:48:59 Operator: KA
 Sample : DMO STD Curve 4 Inst : Apollo
 Misc : water Multiplr: 1.00
 IntFile : events.e
 Quant Time: Sep 8 12:55 2021 Quant Results File: DOC0830.RES

Method : G:\APOLLO\DATA\210830\DOC0830.M (Chemstation Integrator)
 Title : 8015 B&C
 Last Update : Tue Aug 31 09:20:02 2021
 Response via : Multiple Level Calibration

Volume Inj. : 2UL
 Signal Phase : DB-5
 Signal Info : FID02A

Compound	R.T.	Response	Conc Units

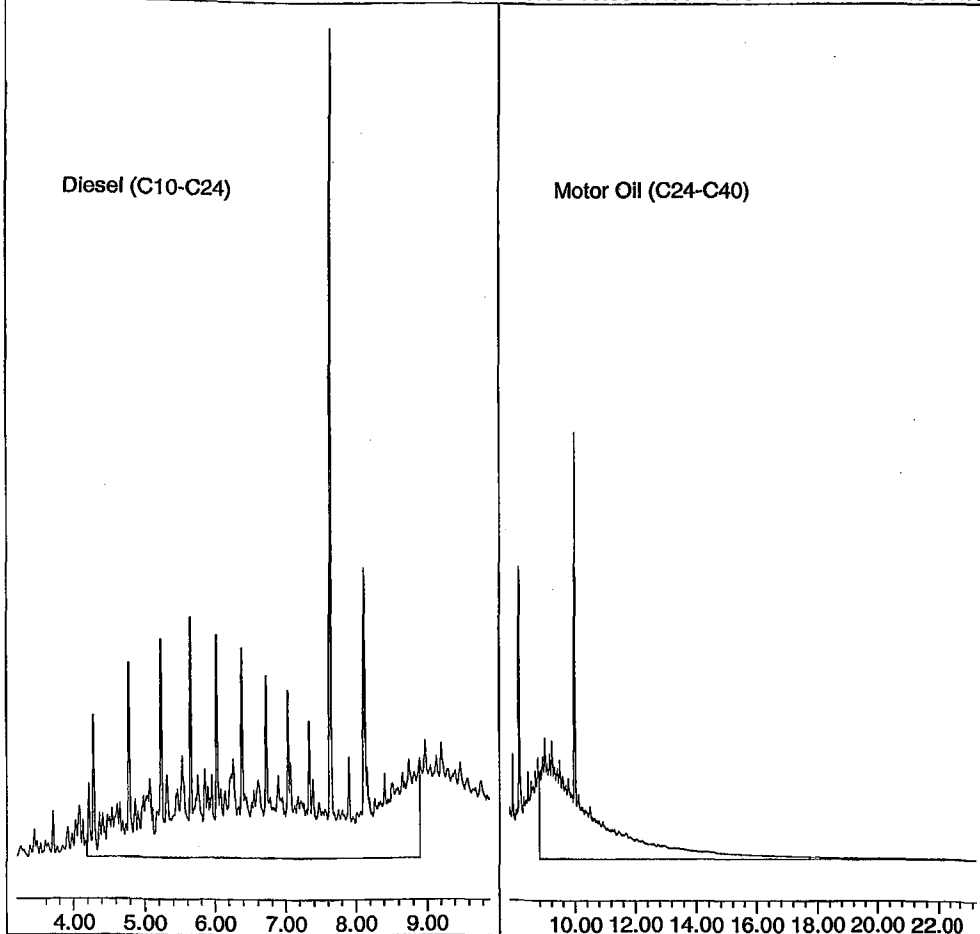
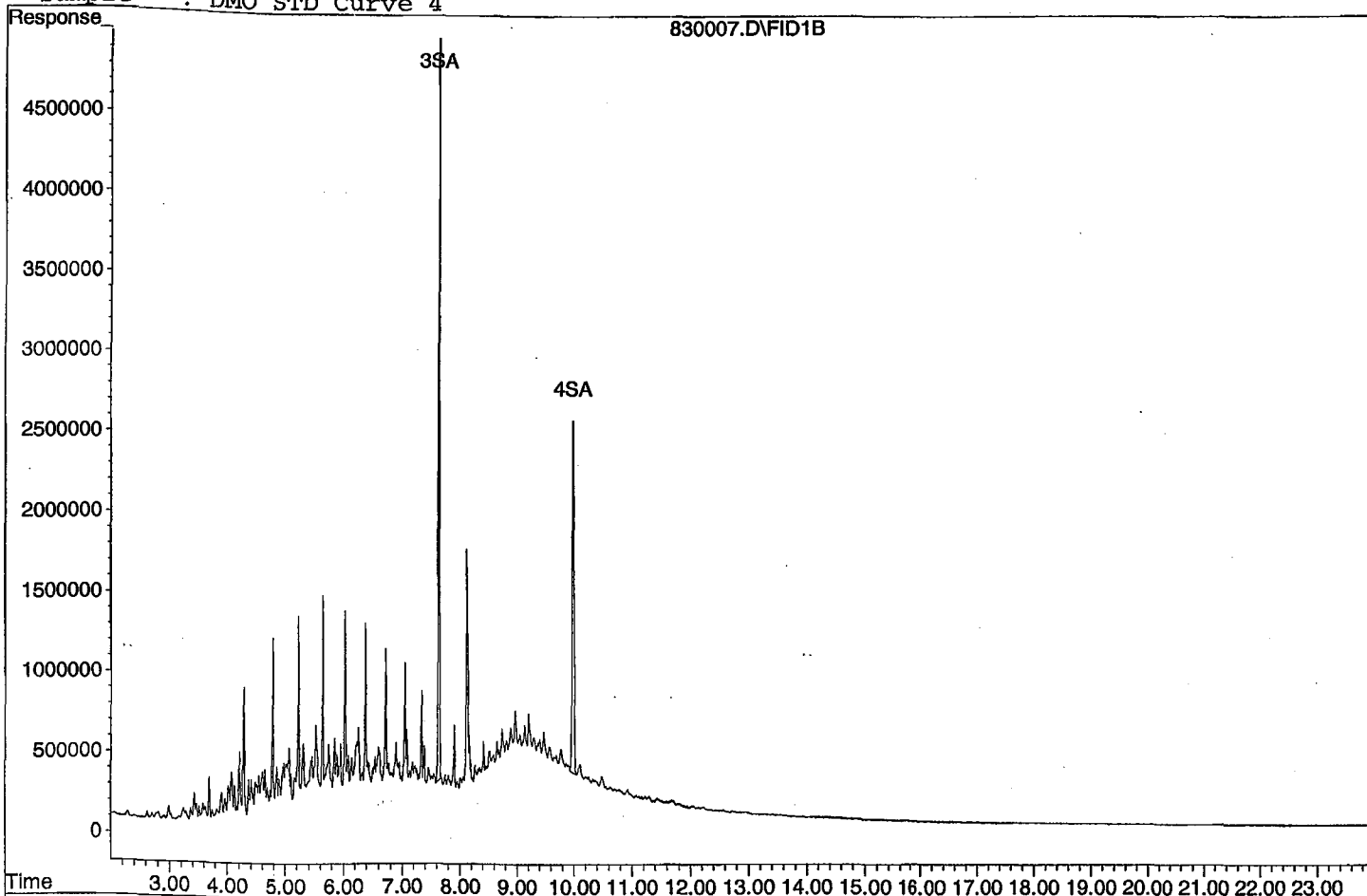
System Monitoring Compounds			
3) SA Ortho-Terphenyl(S)	7.63	63496153	12.255 ppb
Surrogate Spike 30.000		Recovery =	40.85%
4) SA Octacosane(S)	9.98	47916187	12.437 ppb
Surrogate Spike 30.000		Recovery =	41.46%
Target Compounds			
1) HATM Diesel (C10-C24)	6.54	977286267	241.951 ppb
2) HBTM Motor Oil (C24-C40)	15.55	768486801	251.677 ppb

Target Compounds

Quantitation Report

Data File: G:\APOLLO\DATA\210830\830007.D

Sample : DMO STD Curve 4



Data File : G:\APOLLO\DATA\210830\830008.D Vial: 8
 Acq On : 8-30-21 16:17:29 Operator: KA
 Sample : DMO STD Curve 5 Inst : Apollo
 Misc : water Multiplr: 1.00
 IntFile : events.e
 Quant Time: Sep 8 12:55 2021 Quant Results File: DOC0830.RES

Method : G:\APOLLO\DATA\210830\DOC0830.M (Chemstation Integrator)
 Title : 8015 B&C
 Last Update : Tue Aug 31 09:20:02 2021
 Response via : Multiple Level Calibration

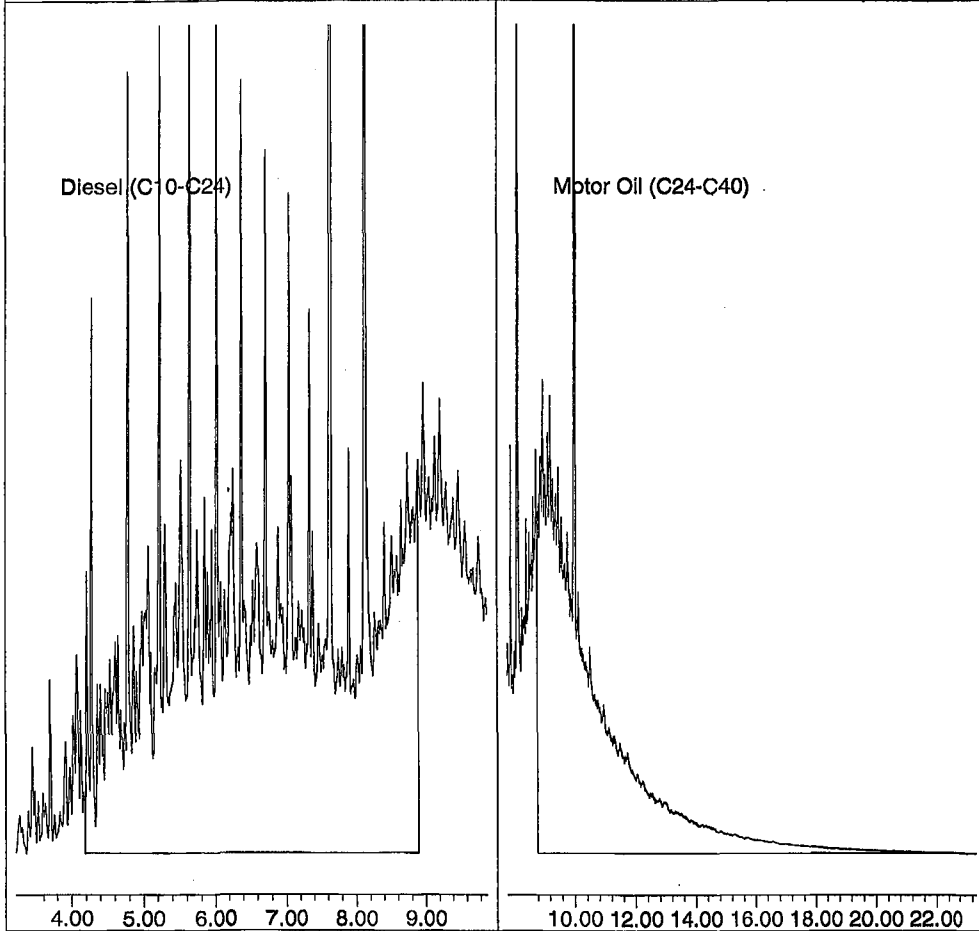
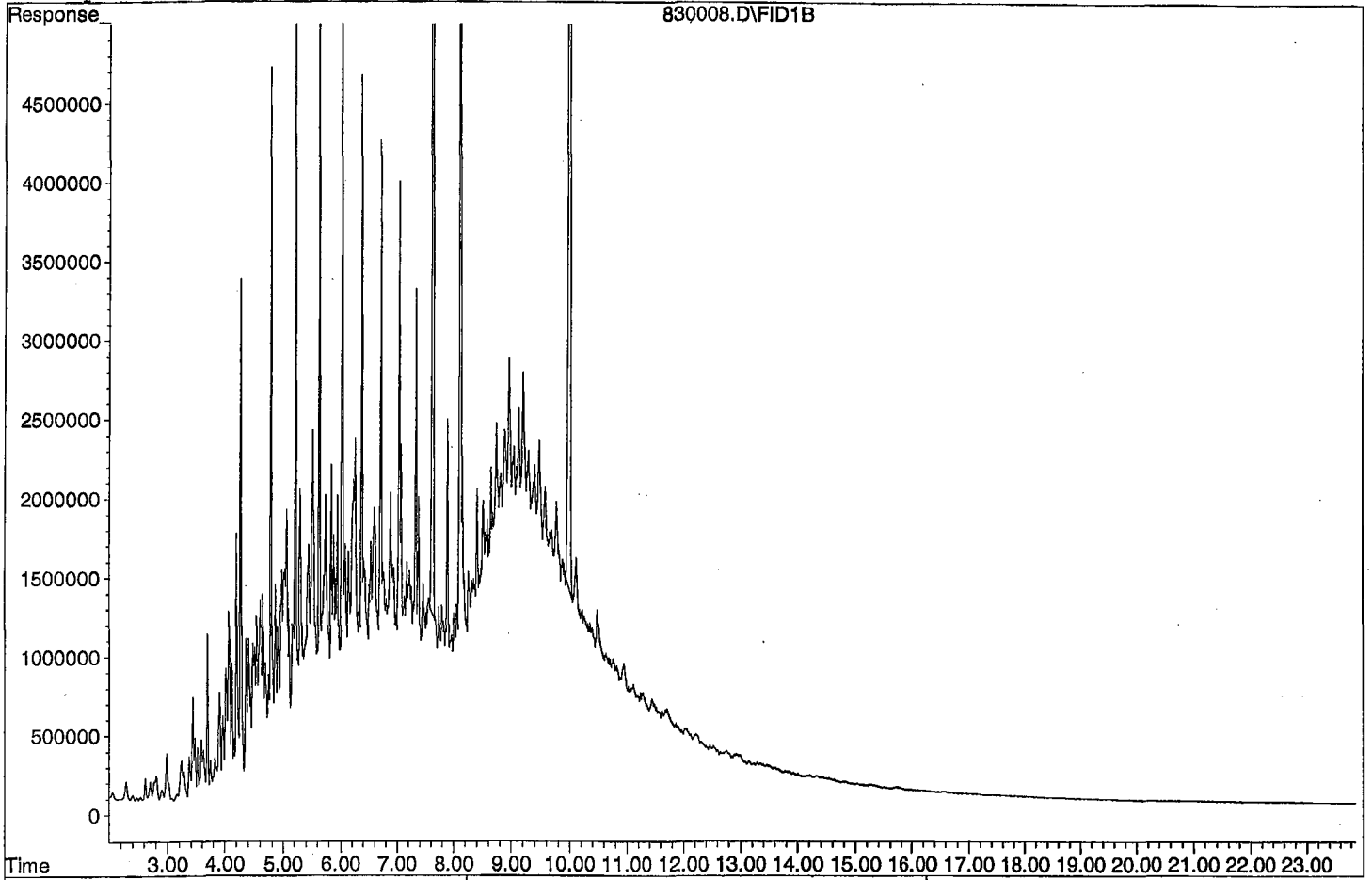
Volume Inj. : 2UL
 Signal Phase : DB-5
 Signal Info : FID02A

Compound	R.T.	Response	Conc Units
System Monitoring Compounds			
3) SA Ortho-Terphenyl(S)	7.63	246979512	47.666 ppb
Surrogate Spike 30.000		Recovery =	158.89%
4) SA Octacosane(S)	9.99	187654879	48.707 ppb
Surrogate Spike 30.000		Recovery =	162.36%
Target Compounds			
1) HATM Diesel (C10-C24)	6.54	3956253906	979.466 ppb
2) HBTM Motor Oil (C24-C40)	15.55	2987558435	1001.733 ppb

Target Compounds

Quantitation Report

Data File: G:\APOLLO\DATA\210830\830008.D
Sample : DMO STD Curve 5



Data File : G:\APOLLO\DATA\210830\830009.D Vial: 9
 Acq On : 8-30-21 16:45:57 Operator: KA
 Sample : DMO STD Curve 6 Inst : Apollo
 Misc : water Multiplr: 1.00
 IntFile : events.e
 Quant Time: Sep 8 12:55 2021 Quant Results File: DOC0830.RES

Method : G:\APOLLO\DATA\210830\DOC0830.M (Chemstation Integrator)
 Title : 8015 B&C
 Last Update : Tue Aug 31 09:20:02 2021
 Response via : Multiple Level Calibration

Volume Inj. : 2UL
 Signal Phase : DB-5
 Signal Info : FID02A

Compound	R.T.	Response	Conc Units

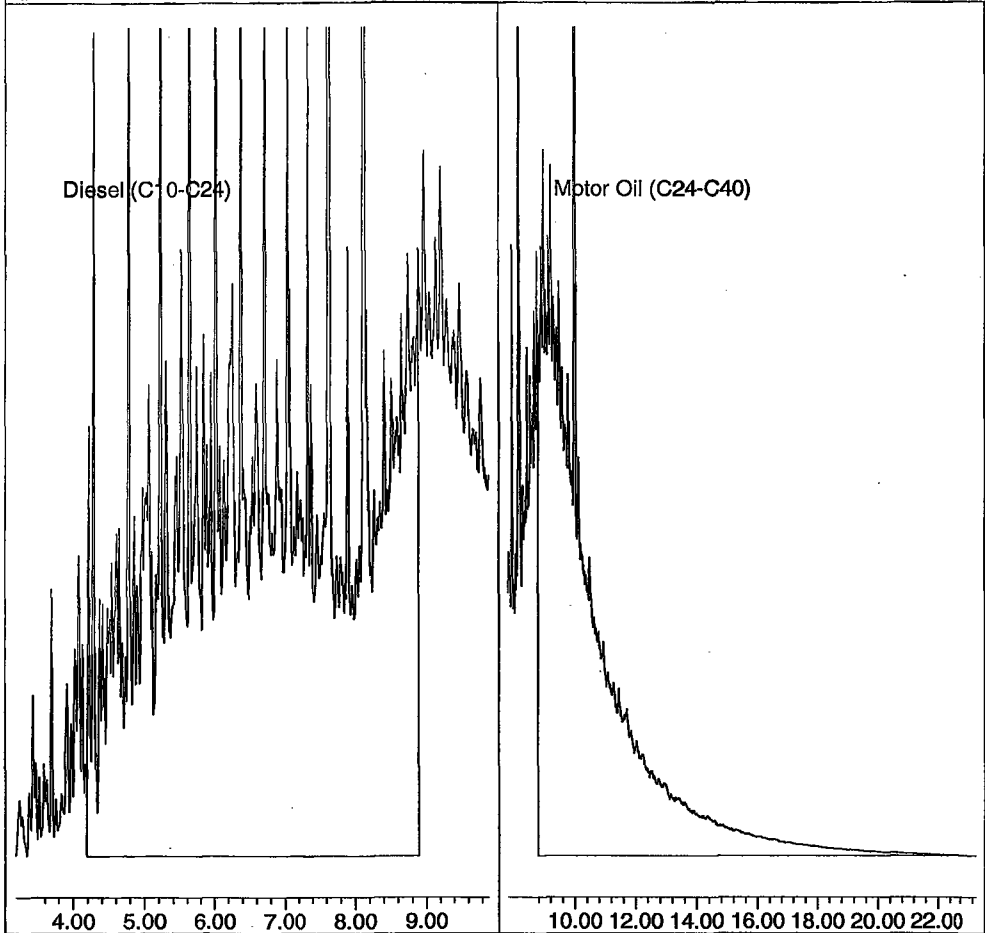
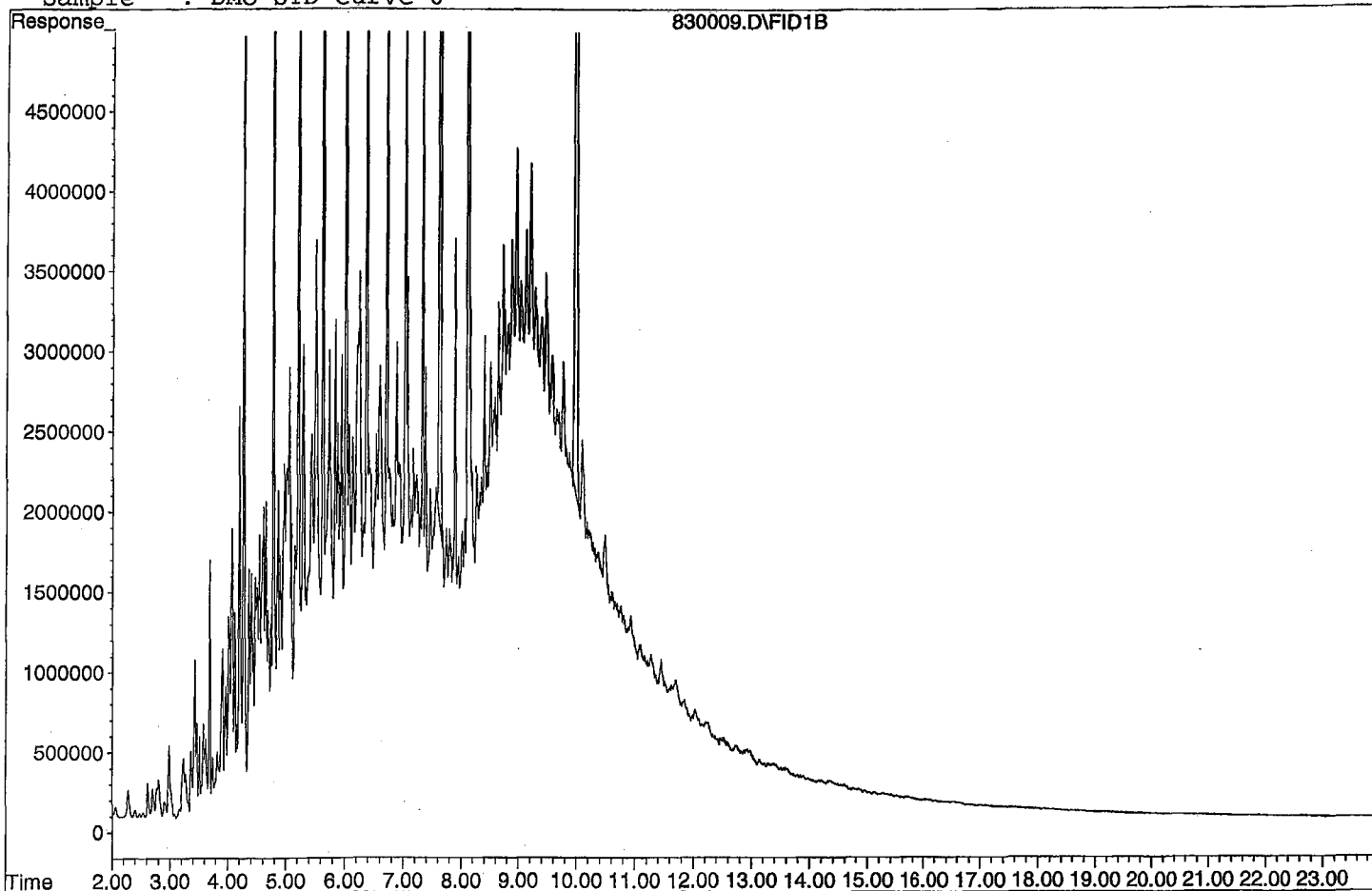
System Monitoring Compounds			
3) SA Ortho-Terphenyl(S)	7.63	362896579	70.038 ppb
Surrogate Spike 30.000		Recovery =	233.46%
4) SA Octacosane(S)	10.00	279638971	72.582 ppb
Surrogate Spike 30.000		Recovery =	241.94%
Target Compounds			
1) HATM Diesel (C10-C24)	6.54	5958866170	1475.261 ppb
2) HBTM Motor Oil (C24-C40)	15.55	4398400914	1478.604 ppb
Target Compounds			

Quantitation Report

Data File: G:\APOLLO\DATA\210830\830009.D

Sample : DMO STD Curve 6

830009.D\FID1B



Data File : G:\APOLLO\DATA\210830\830010.D Vial: 10
 Acq On : 8-30-21 17:14:26 Operator: KA
 Sample : DMO STD Curve 7 Inst : Apollo
 Misc : water Multiplr: 1.00
 IntFile : events.e
 Quant Time: Sep 8 12:55 2021 Quant Results File: DOC0830.RES

Method : G:\APOLLO\DATA\210830\DOC0830.M (Chemstation Integrator)
 Title : 8015 B&C
 Last Update : Tue Aug 31 09:20:02 2021
 Response via : Multiple Level Calibration

Volume Inj. : 2UL
 Signal Phase : DB-5
 Signal Info : FID02A

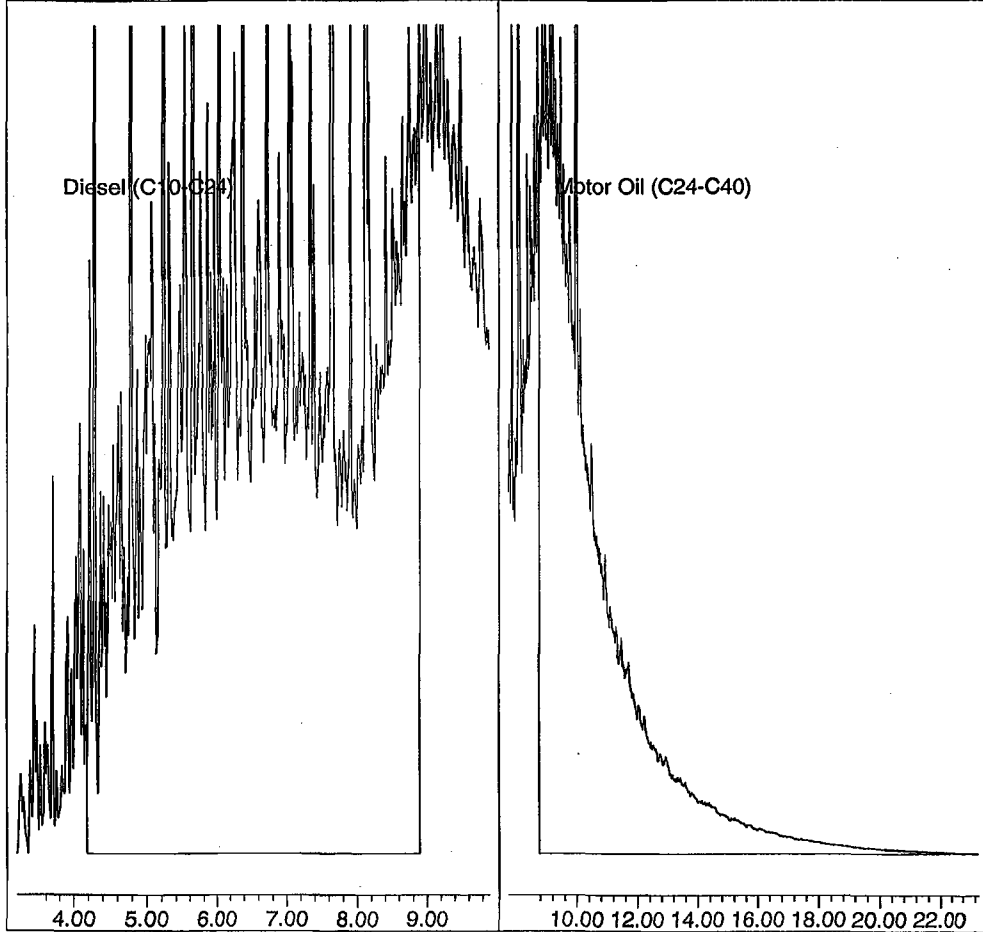
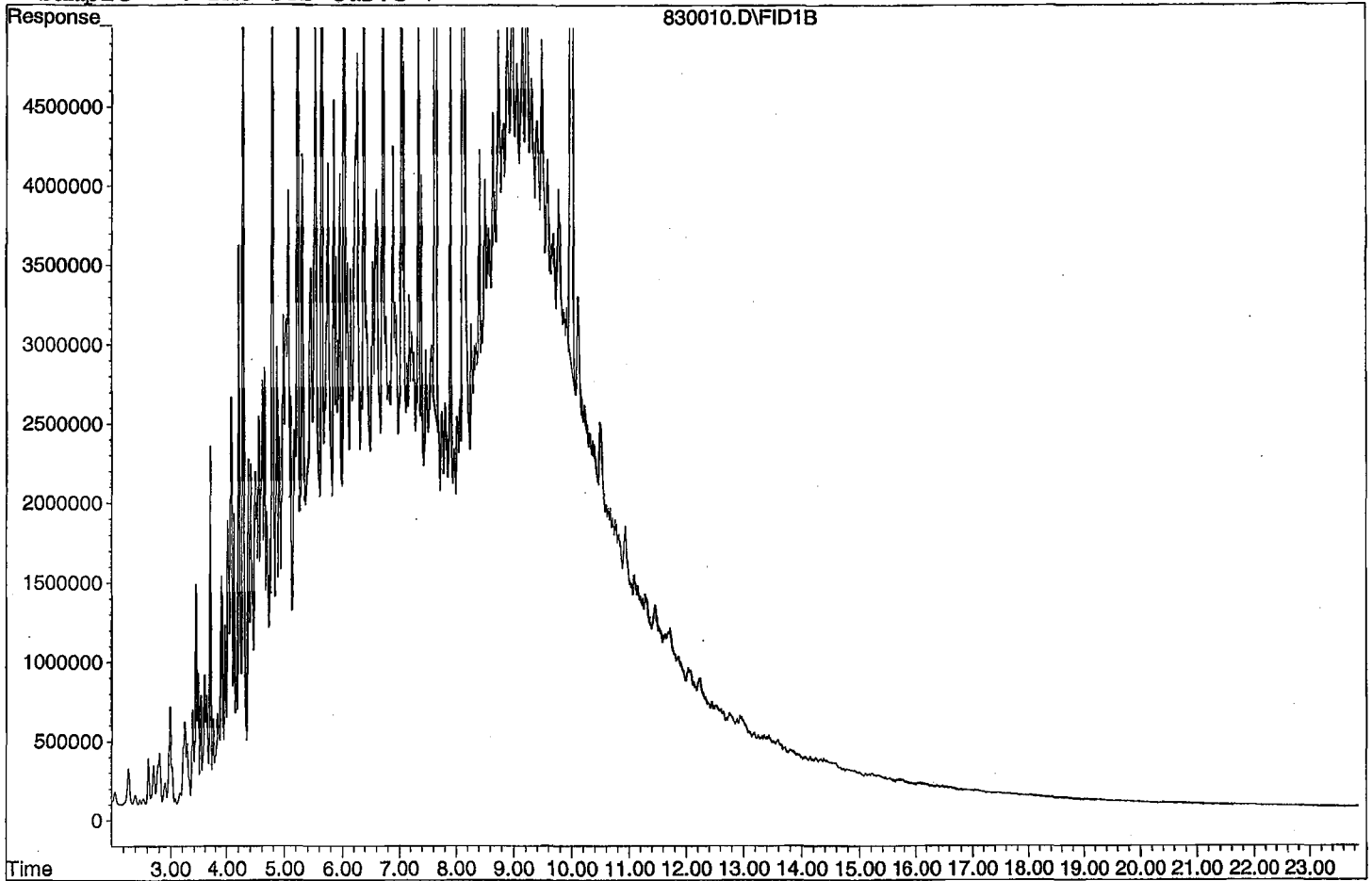
Compound	R.T.	Response	Conc Units
System Monitoring Compounds			
3) SA Ortho-Terphenyl (S)	7.64	513272150	99.060 ppb
Surrogate Spike 30.000		Recovery =	330.20%
4) SA Octacosane (S)	10.00	385350648	100.020 ppb
Surrogate Spike 30.000		Recovery =	333.40%
Target Compounds			
1) HATM Diesel (C10-C24)	6.54	8322428096	2060.418 ppb
2) HBTM Motor Oil (C24-C40)	15.55	6000685216	2020.183 ppb

Target Compounds

Quantitation Report

Data File: G:\APOLLO\DATA\210830\830010.D

Sample : DMO STD Curve 7



TPH Extractables
DOC0831

Form 7

Second Source Calibration

Lab Name: APPL, Inc.
Case No: _____
Matrix: Water

SDG No: _____
Date Analyzed: 8/30/2021
Instrument: Apollo
Initial Cal. Date: 8/30/2021
Data File: 830011.D

	Compound	MEAN	CCRF	%D	%Drift
1	HATM Diesel (C10-C24)	2019600	2221630	10	HATM
2	HBTM Motor Oil (C24-C40)	2035830	1633780	20	HBTML 7.2
3					
4					
5					
6					
7					
8					
9					
10					
11					
12					
13					
14					
15					
16					
17					
18					
19					
20					
21					
22					
23					
24					
25					
26					
27					
28					
29					
30					
31					
32					
33					
34					
35					
36					
37					
38					
39					
40	Average			15.0	

Data File : G:\APOLLO\DATA\210830\830011.D Vial: 11
 Acq On : 8-30-21 17:43:02 Operator: KA
 Sample : DMO Second Source Inst : Apollo
 Misc : water Multiplr: 1.00
 IntFile : events.e
 Quant Time: Sep 8 12:55 2021 Quant Results File: DOC0830.RES

Method : G:\APOLLO\DATA\210830\DOC0830.M (Chemstation Integrator)
 Title : 8015 B&C
 Last Update : Tue Aug 31 09:20:02 2021
 Response via : Multiple Level Calibration

Volume Inj. : 2UL
 Signal Phase : DB-5
 Signal Info : FID02A


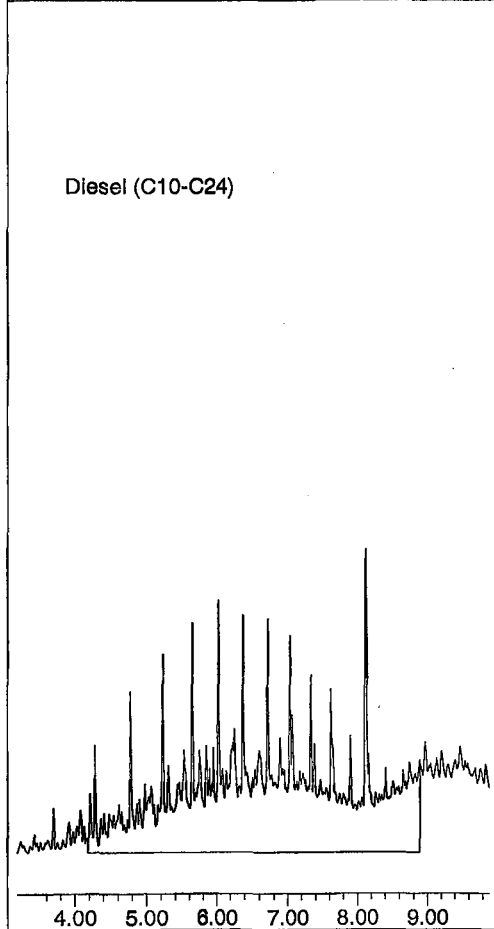
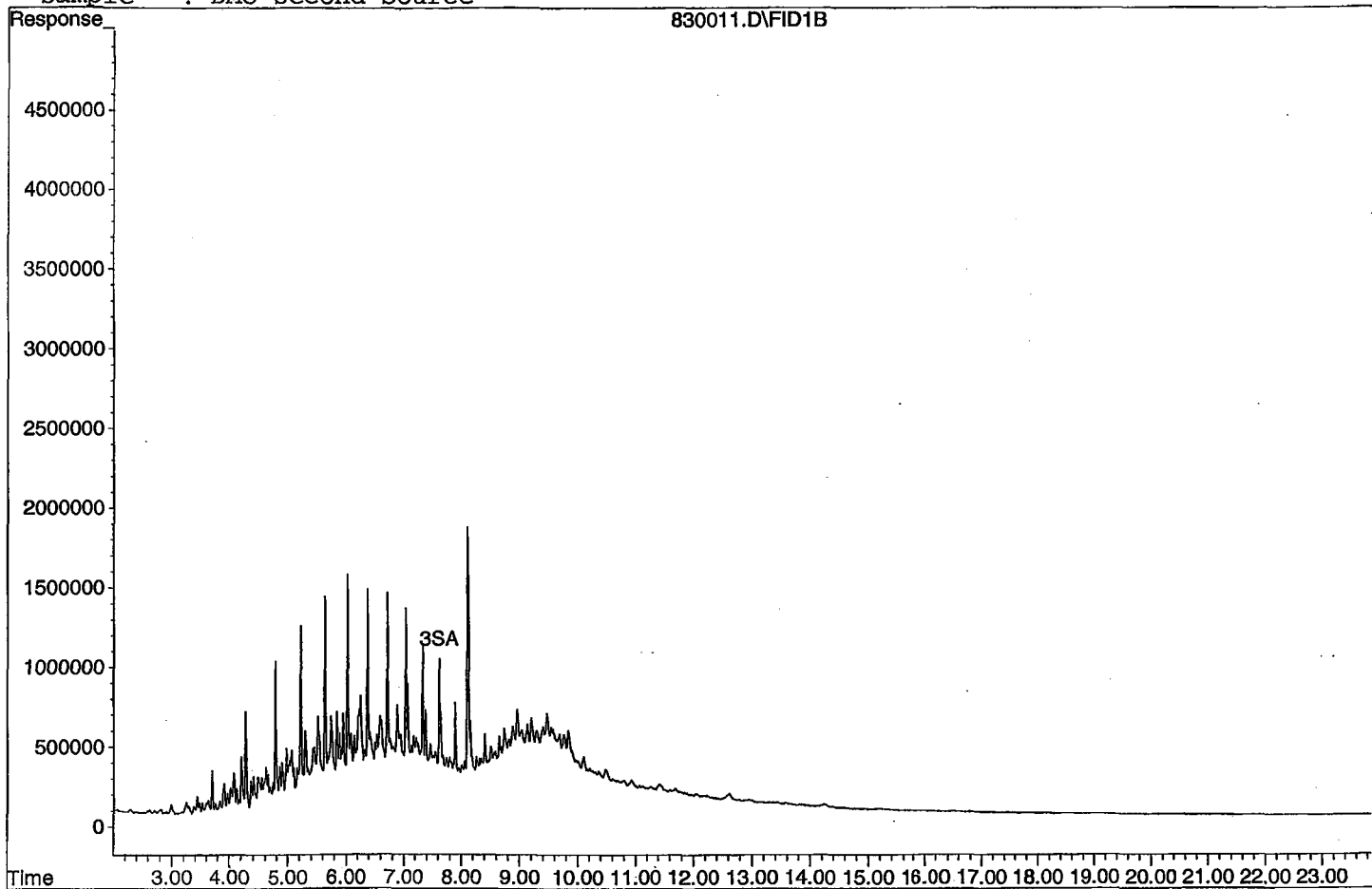
Compound	R.T.	Response	Conc Units
System Monitoring Compounds			
3) SA Ortho-Terphenyl(S)	7.62	4475122	0.864 ppb
Surrogate Spike 30.000		Recovery =	2.88%
4) SA Octacosane(S)	9.98	-56148	N.D. ppb
Surrogate Spike 30.000		Recovery =	0.00%
Target Compounds			
1) HATM Diesel (C10-C24)	6.54	1110816428	275.009 ppb
2) HBTM Motor Oil (C24-C40)	15.55	816892430	268.039 ppb

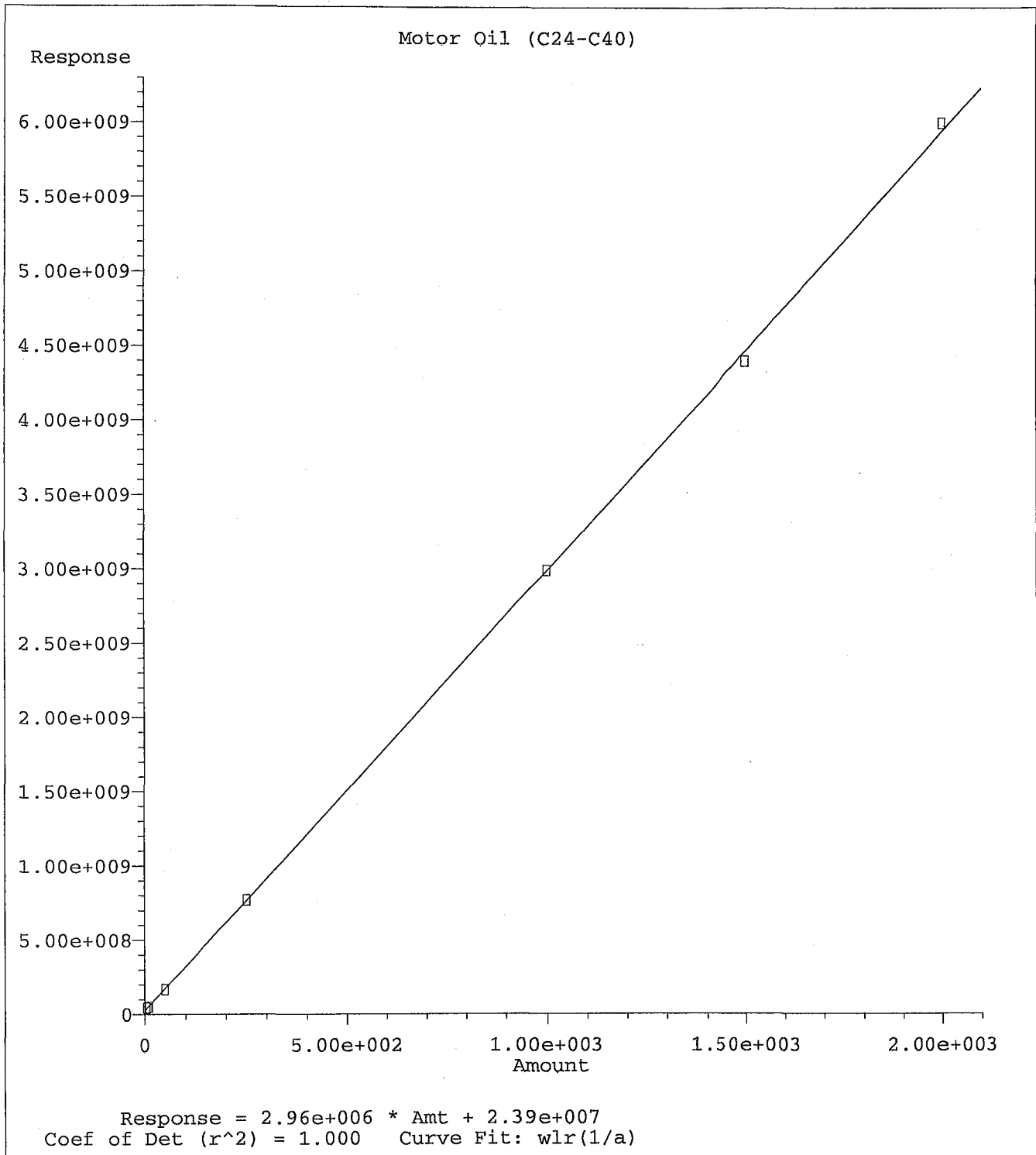
Target Compounds

Quantitation Report

Data File: G:\APOLLO\DATA\210830\830011.D

Sample : DMO Second Source





Method Name: G:\APOLLO\DATA\210830\DOC0830.M
 Calibration Table Last Updated: Tue Aug 31 09:20:02 2021

TPH Extractables
DOC0831

Form 7

Continuing Calibration

Lab Name: APPL, Inc.
Case No: _____
Matrix: Water

SDG No: _____
Date Analyzed: 10/16/2021
Instrument: Apollo
Initial Cal. Date: 8/30/2021
Data File: 1015042.D

		Compound	MEAN	CCRF	%D	%Drift	
1	HATM	Diesel (C10-C24)	2019600	1861000	7.9	HATM	
2	HBTM	Motor Oil (C24-C40)	2035830	1292750	37	HBTML	13
3	SA	Ortho-Terphenyl(S)	2590720	2255720	13	SA	
4	SA	Octacosane(S)	1926380	1685620	12	SA	
5							
6							
7							
8							
9							
10							
11							
12							
13							
14							
15							
16							
17							
18							
19							
20							
21							
22							
23							
24							
25							
26							
27							
28							
29							
30							
31							
32							
33							
34							
35							
36							
37							
38							
39							
40							

Average

17.5

Data File : G:\APOLLO\DATA\211015\1015042.D Vial: 42
 Acq On : 10-16-21 9:49:23 Operator: KA
 Sample : DMO CCV LVL5 STD Inst : Apollo
 Misc : water Multiplr: 1.00
 IntFile : events.e
 Quant Time: Nov 15 11:02 2021 Quant Results File: DOC0831.RES

Method : G:\APOLLO\DATA\210830\DOC0831.M (Chemstation Integrator)
 Title : 8015 B&C
 Last Update : Mon Nov 22 10:47:59 2021
 Response via : Multiple Level Calibration

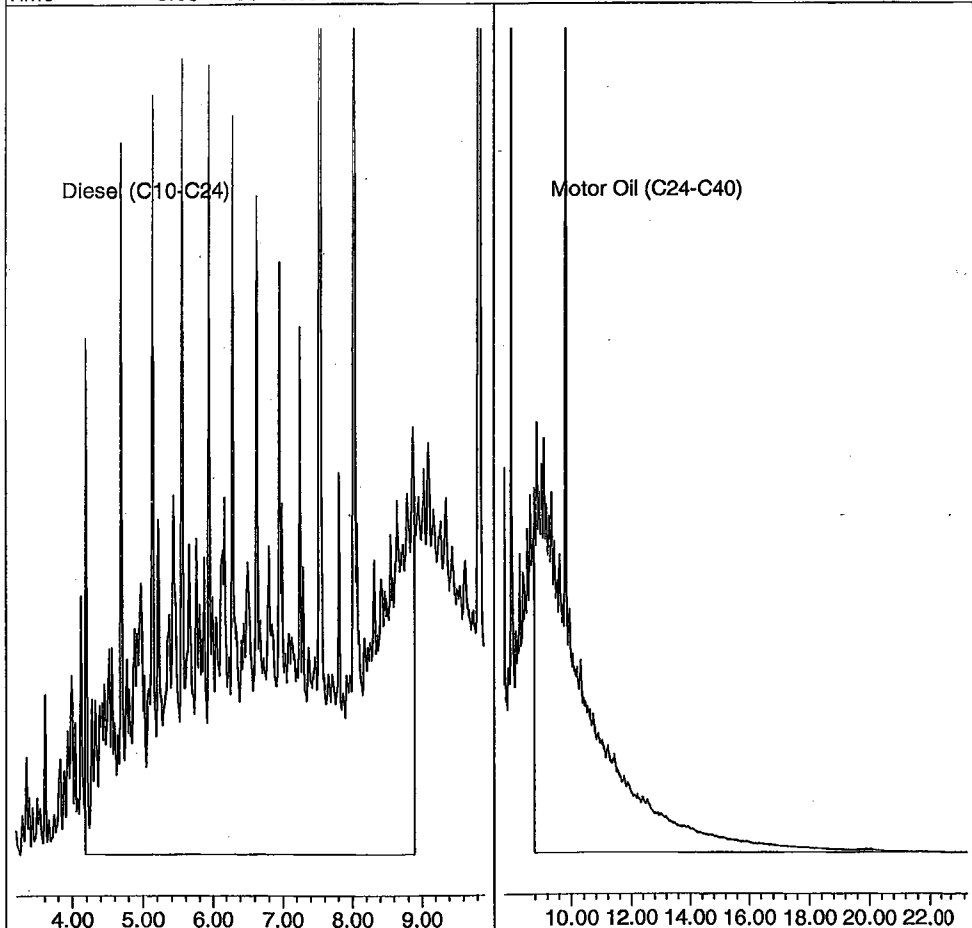
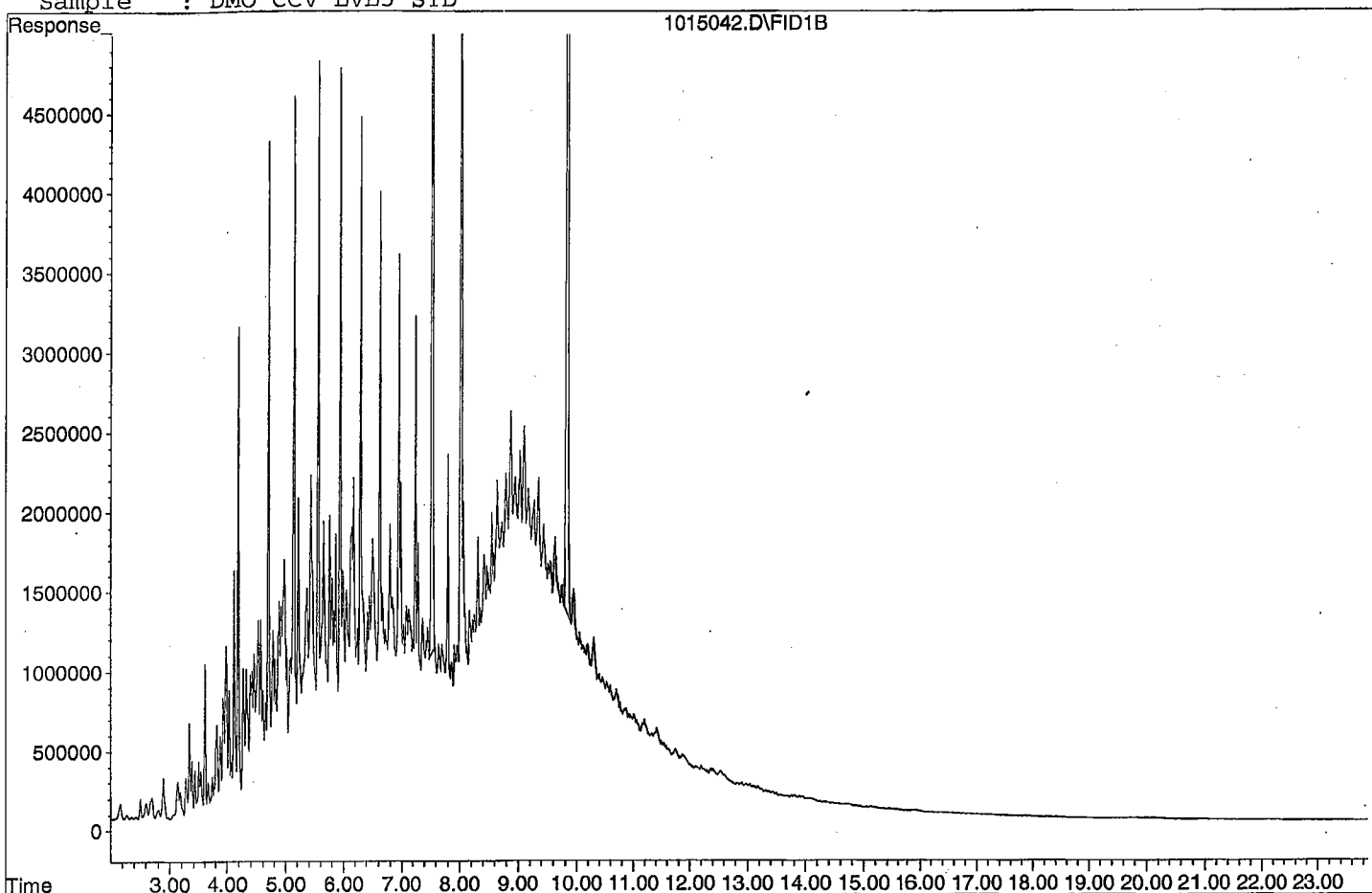
Volume Inj. : 2UL
 Signal Phase : DB-5
 Signal Info : FID02A

Compound	R.T.	Response	Conc Units
System Monitoring Compounds			
3) SA Ortho-Terphenyl(S)	7.53	225572221	43.535 ppb
Surrogate Spike 30.000		Recovery =	145.12%
4) SA Octacosane(S)	9.83	168562398	43.751 ppb
Surrogate Spike 30.000		Recovery =	145.84%
Target Compounds			
1) HATM Diesel (C10-C24)	6.54	3721990622	921.469 ppb
2) HBTM Motor Oil (C24-C40)	15.55	2585493441	865.834 ppb

Target Compounds

Quantitation Report

Data File: G:\APOLLO\DATA\211015\1015042.D
Sample : DMO CCV LVL5 STD



TPH Extractables
DOC0831

Form 7

Continuing Calibration

Lab Name: APPL, Inc.
Case No: _____
Matrix: Water

SDG No: _____
Date Analyzed: 10/16/2021
Instrument: Apollo
Initial Cal. Date: 8/30/2021
Data File: 1015057.D

		Compound	MEAN	CCRF	%D	%Drift	
1	HATM	Diesel (C10-C24)	2019600	1913760	5.2	HATM	
2	HBTM	Motor Oil (C24-C40)	2035830	1314200	35	HBTML	12
3	SA	Ortho-Terphenyl(S)	2590720	2334720	9.9	SA	
4	SA	Octacosane(S)	1926380	1737000	9.8	SA	
5							
6							
7							
8							
9							
10							
11							
12							
13							
14							
15							
16							
17							
18							
19							
20							
21							
22							
23							
24							
25							
26							
27							
28							
29							
30							
31							
32							
33							
34							
35							
36							
37							
38							
39							
40		Average			15.0		

Average

15.0

Data File : G:\APOLLO\DATA\211015\1015057.D Vial: 57
 Acq On : 10-16-21 16:53:19 Operator: KA
 Sample : DMO CCV LVL5 STD Inst : Apollo
 Misc : water Multiplr: 1.00
 IntFile : events.e
 Quant Time: Nov 22 9:41 2021 Quant Results File: DOC0831.RES

Method : G:\APOLLO\DATA\210830\DOC0831.M (Chemstation Integrator)
 Title : 8015 B&C
 Last Update : Mon Nov 22 10:47:59 2021
 Response via : Multiple Level Calibration

Volume Inj. : 2UL
 Signal Phase : DB-5
 Signal Info : FID02A

Compound	R.T.	Response	Conc Units

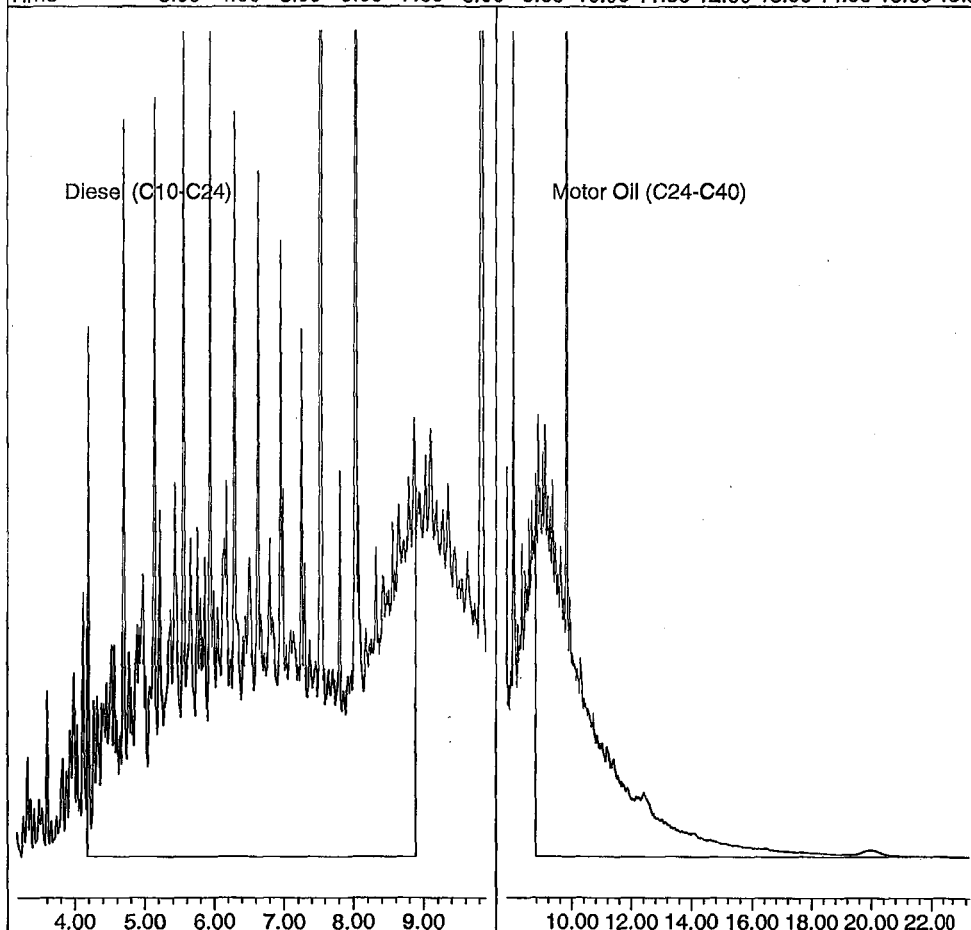
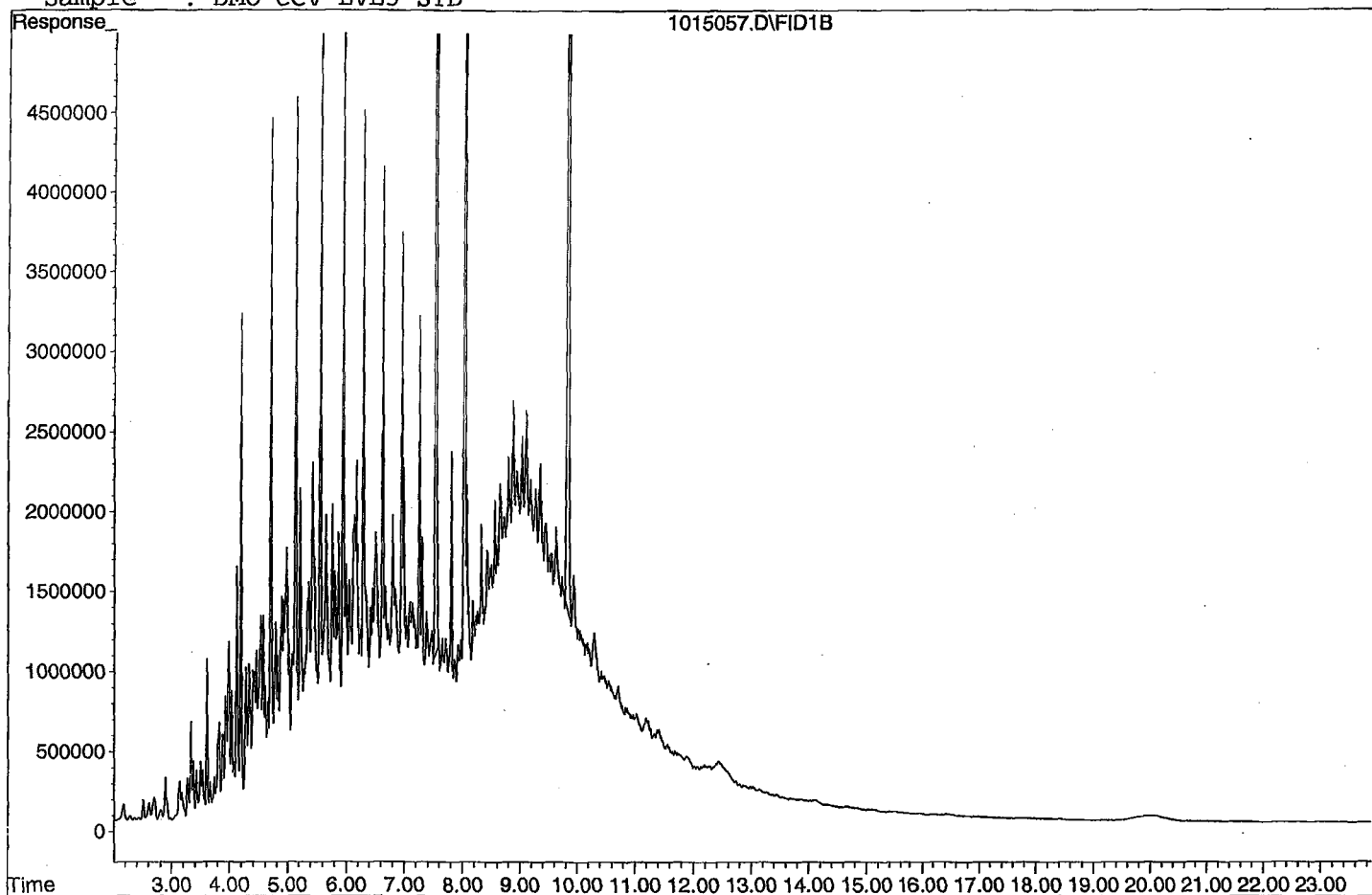
System Monitoring Compounds			
3) SA Ortho-Terphenyl(S)	7.53	233472254	45.059 ppb
Surrogate Spike 30.000		Recovery =	150.20%
4) SA Octacosane(S)	9.83	173700451	45.085 ppb
Surrogate Spike 30.000		Recovery =	150.28%
Target Compounds			
1) HATM Diesel (C10-C24)	6.54	3827515369	947.594 ppb
2) HBTM Motor Oil (C24-C40)	15.55	2628406384	880.338 ppb

Target Compounds

Quantitation Report

Data File: G:\APOLLO\DATA\211015\1015057.D

Sample : DMO CCV LVL5 STD



TPH Extractables
DOC0831

Form 7
Continuing Calibration

Lab Name: APPL, Inc.
Case No: _____
Matrix: Water

SDG No: _____
Date Analyzed: 10/16/2021
Instrument: Apollo
Initial Cal. Date: 8/30/2021
Data File: 1015065.D

	Compound	MEAN	CCRF	%D	%Drift
1	HATM Diesel (C10-C24)	2019600	2059600	2.0	HATM
2	HBTM Motor Oil (C24-C40)	2035830	1393320	32	HBTML 6.6
3	SA Ortho-Terphenyl(S)	2590720	2572070	0.72	SA
4	SA Octacosane(S)	1926380	1873000	2.8	SA
5					
6					
7					
8					
9					
10					
11					
12					
13					
14					
15					
16					
17					
18					
19					
20					
21					
22					
23					
24					
25					
26					
27					
28					
29					
30					
31					
32					
33					
34					
35					
36					
37					
38					
39					
40	Average			9.4	

Data File : G:\APOLLO\DATA\211015\1015065.D Vial: 65
 Acq On : 10-16-21 20:39:51 Operator: KA
 Sample : DMO CCV LVL5 STD Inst : Apollo
 Misc : water Multiplr: 1.00
 IntFile : events.e
 Quant Time: Nov 15 11:04 2021 Quant Results File: DOC0831.RES

Method : G:\APOLLO\DATA\210830\DOC0831.M (Chemstation Integrator)
 Title : 8015 B&C
 Last Update : Mon Nov 22 10:47:59 2021
 Response via : Multiple Level Calibration

Volume Inj. : 2UL
 Signal Phase : DB-5
 Signal Info : FID02A

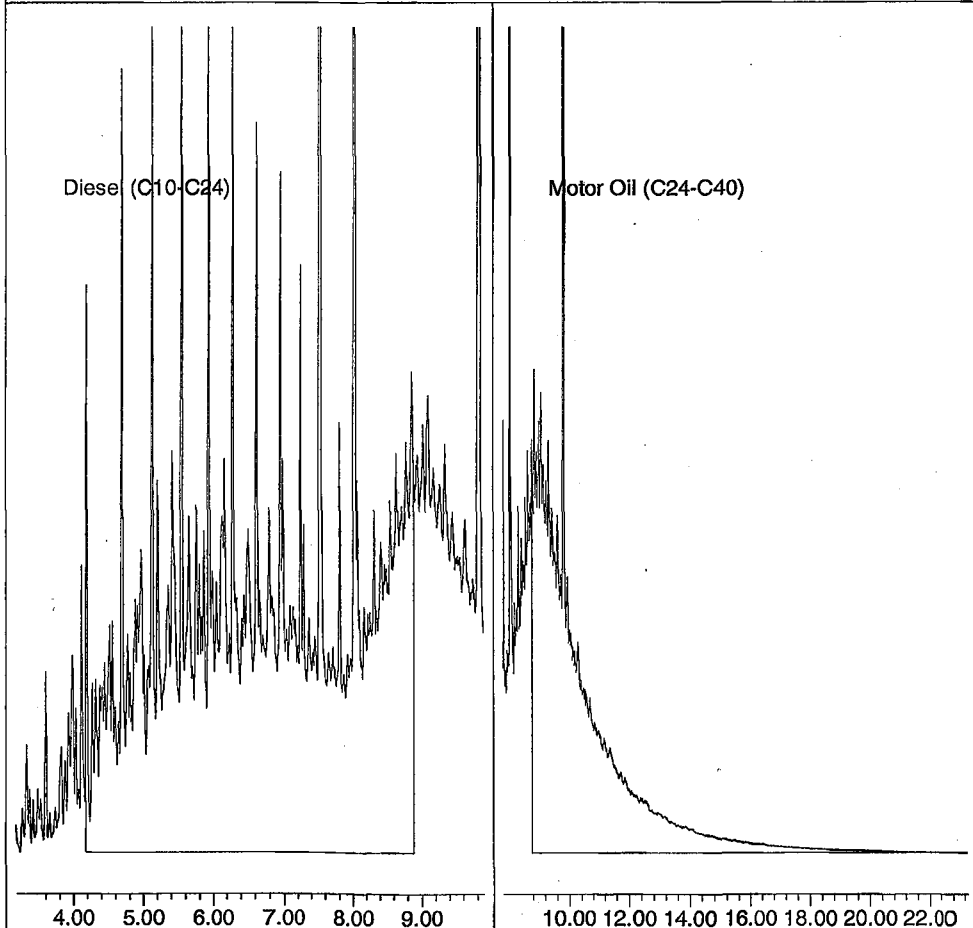
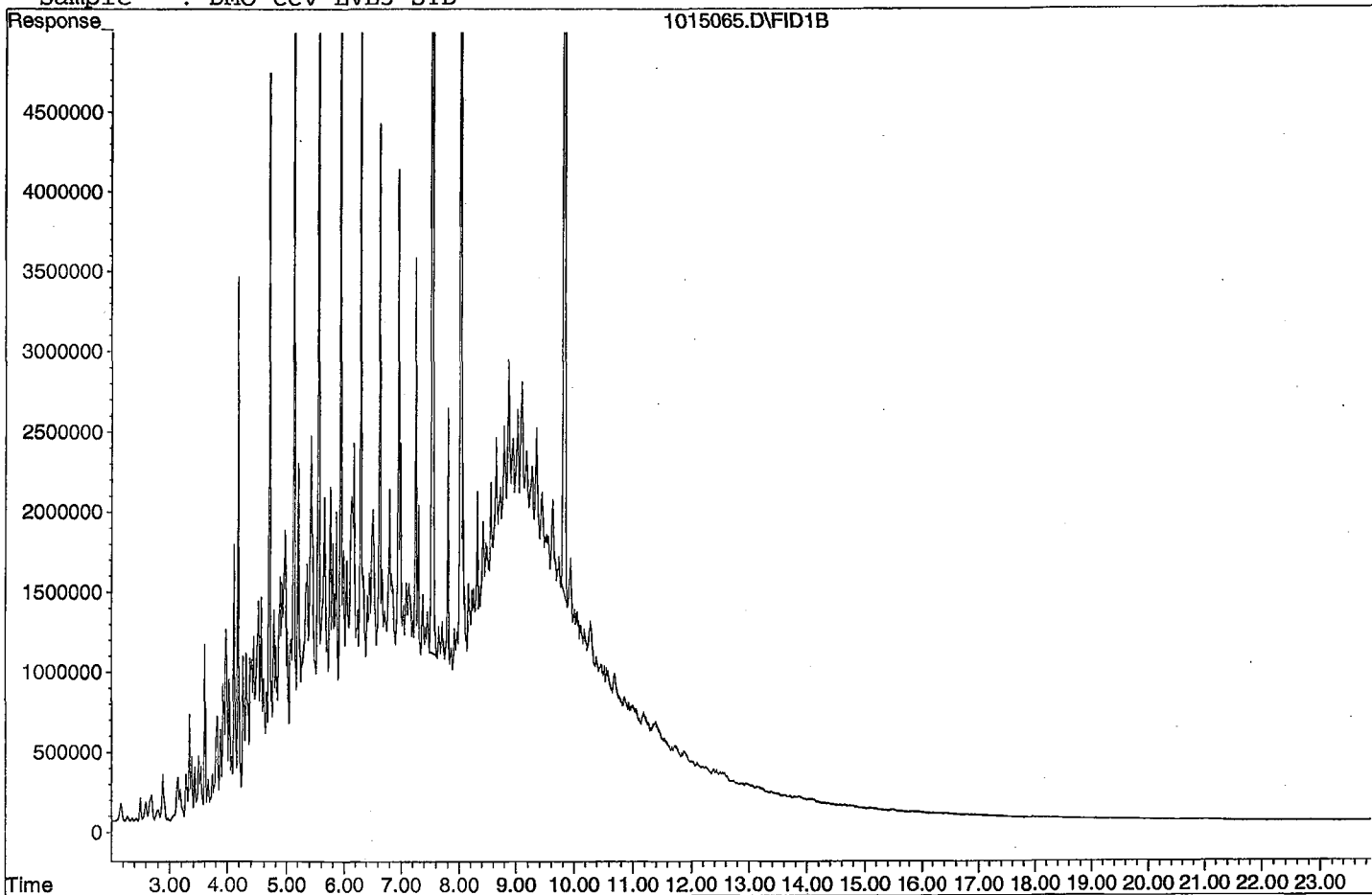
Compound	R.T.	Response	Conc Units
System Monitoring Compounds			
3) SA Ortho-Terphenyl(S)	7.53	257207234	49.640 ppb
Surrogate Spike 30.000		Recovery =	165.47%
4) SA Octacosane(S)	9.83	187299840	48.615 ppb
Surrogate Spike 30.000		Recovery =	162.05%
Target Compounds			
1) HATM Diesel (C10-C24)	6.54	4119203966	1019.809 ppb
2) HBTM Motor Oil (C24-C40)	15.55	2786645992	933.824 ppb

Target Compounds

Quantitation Report

Data File: G:\APOLLO\DATA\211015\1015065.D

Sample : DMO CCV LVL5 STD



ORGANICS
Raw Data

Data File : G:\APOLLO\DATA\211015\1015062.D Vial: 62
 Acq On : 10-16-21 19:14:58 Operator: KA
 Sample : BA42527W09 5/1030 Inst : Apollo
 Misc : water Multiplr: 4.85
 IntFile : events.e
 Quant Time: Nov 15 17:50 2021 Quant Results File: DOC0831.RES

Method : G:\APOLLO\DATA\210830\DOC0831.M (Chemstation Integrator)
 Title : 8015 B&C
 Last Update : Mon Nov 22 10:47:59 2021
 Response via : Multiple Level Calibration

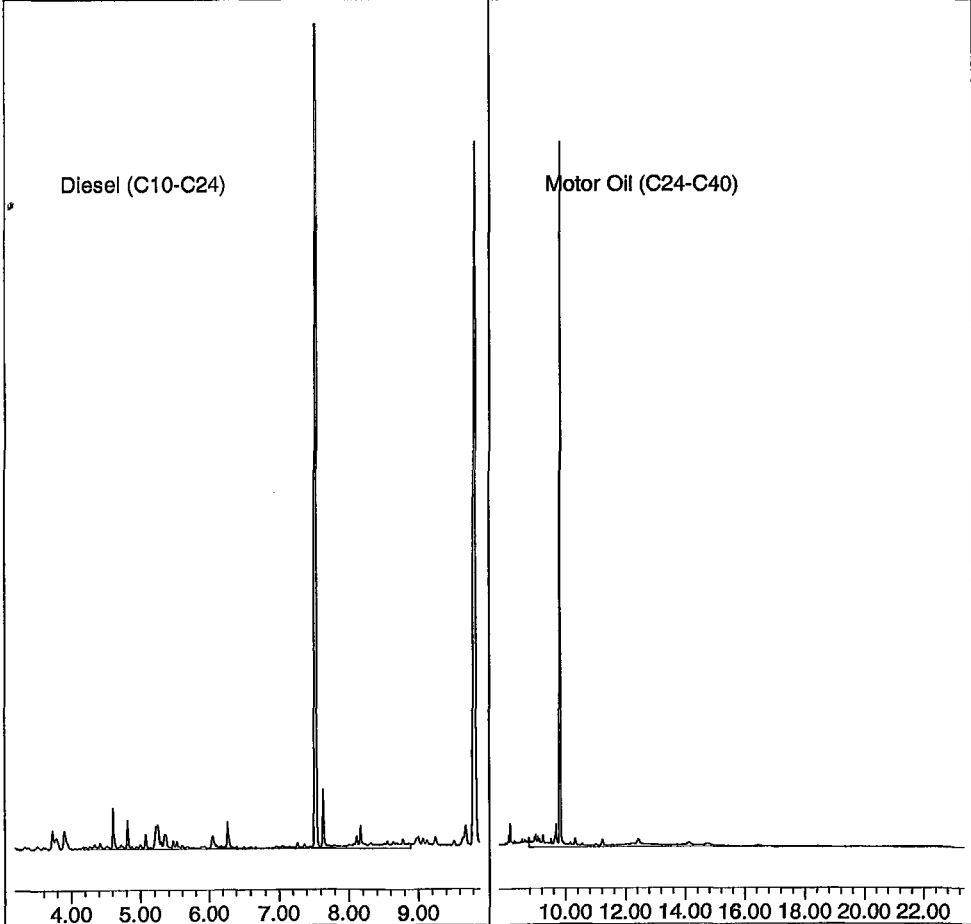
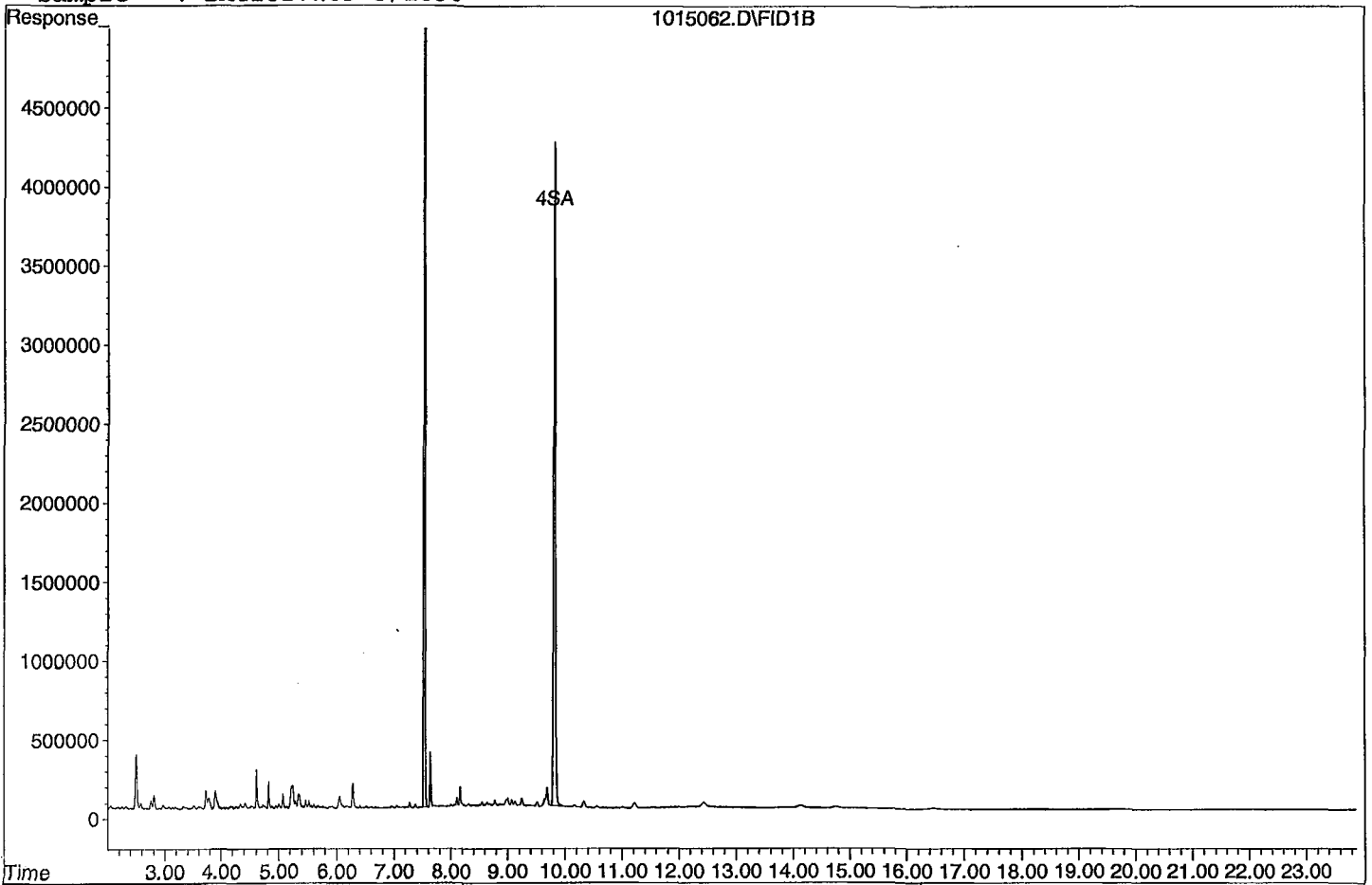
Volume Inj. : 2UL
 Signal Phase : DB-5
 Signal Info : FID02A

Compound	R.T.	Response	Conc Units
System Monitoring Compounds			
3) SA Ortho-Terphenyl(S)	7.53	126784745	118.782 ppb
Surrogate Spike 145.631		Recovery =	81.56%
4) SA Octacosane(S)	9.82	90968301	114.618 ppb
Surrogate Spike 145.631		Recovery =	78.70%
Target Compounds			
1) HATM Diesel (C10-C24)	6.54	62760168	75.426 ppb
2) HBTM Motor Oil (C24-C40)	15.55	87926178	105.072 ppb

Target Compounds

Data File: G:\APOLLO\DATA\211015\1015062.D

Sample : BA42527W09 5/1030



Data File : G:\APOLLO\DATA\211015\1015063.D Vial: 63
 Acq On : 10-16-21 19:43:16 Operator: KA
 Sample : BA42528W07 5/1040 Inst : Apollo
 Misc : water Multiplr: 4.81
 IntFile : events.e
 Quant Time: Nov 15 17:51 2021 Quant Results File: DOC0831.RES

Method : G:\APOLLO\DATA\210830\DOC0831.M (Chemstation Integrator)
 Title : 8015 B&C
 Last Update : Mon Nov 22 10:47:59 2021
 Response via : Multiple Level Calibration

Volume Inj. : 2UL
 Signal Phase : DB-5
 Signal Info : FID02A

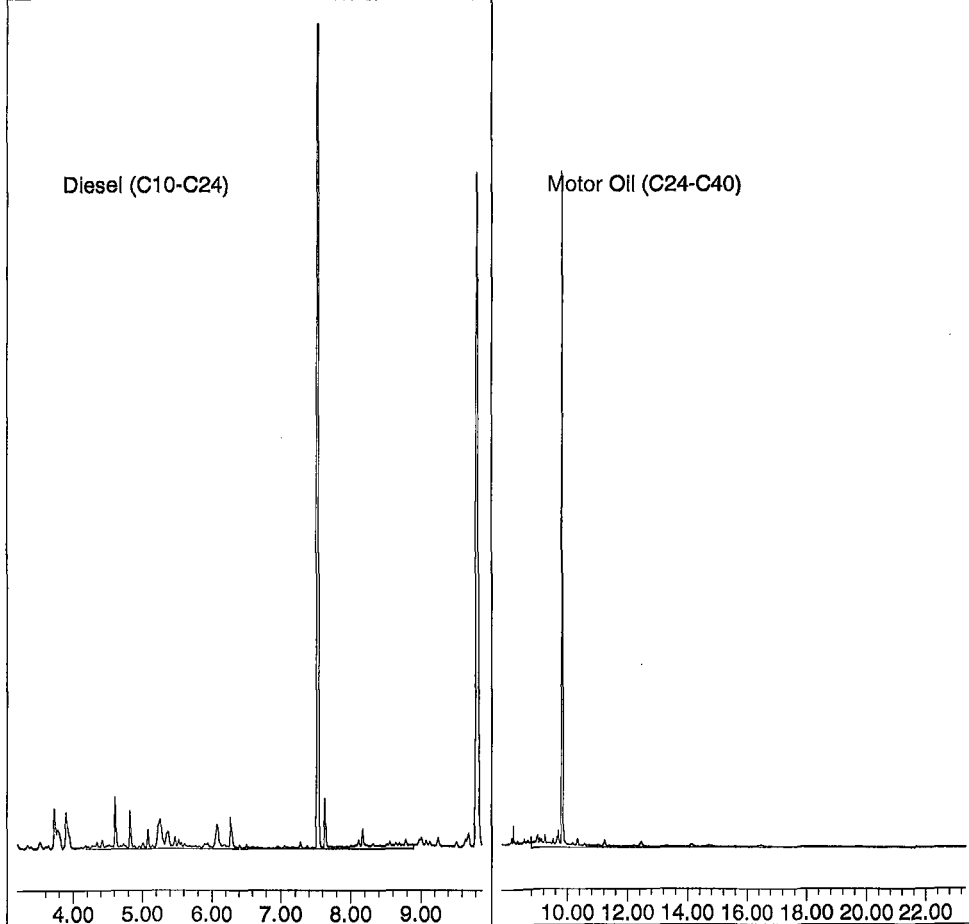
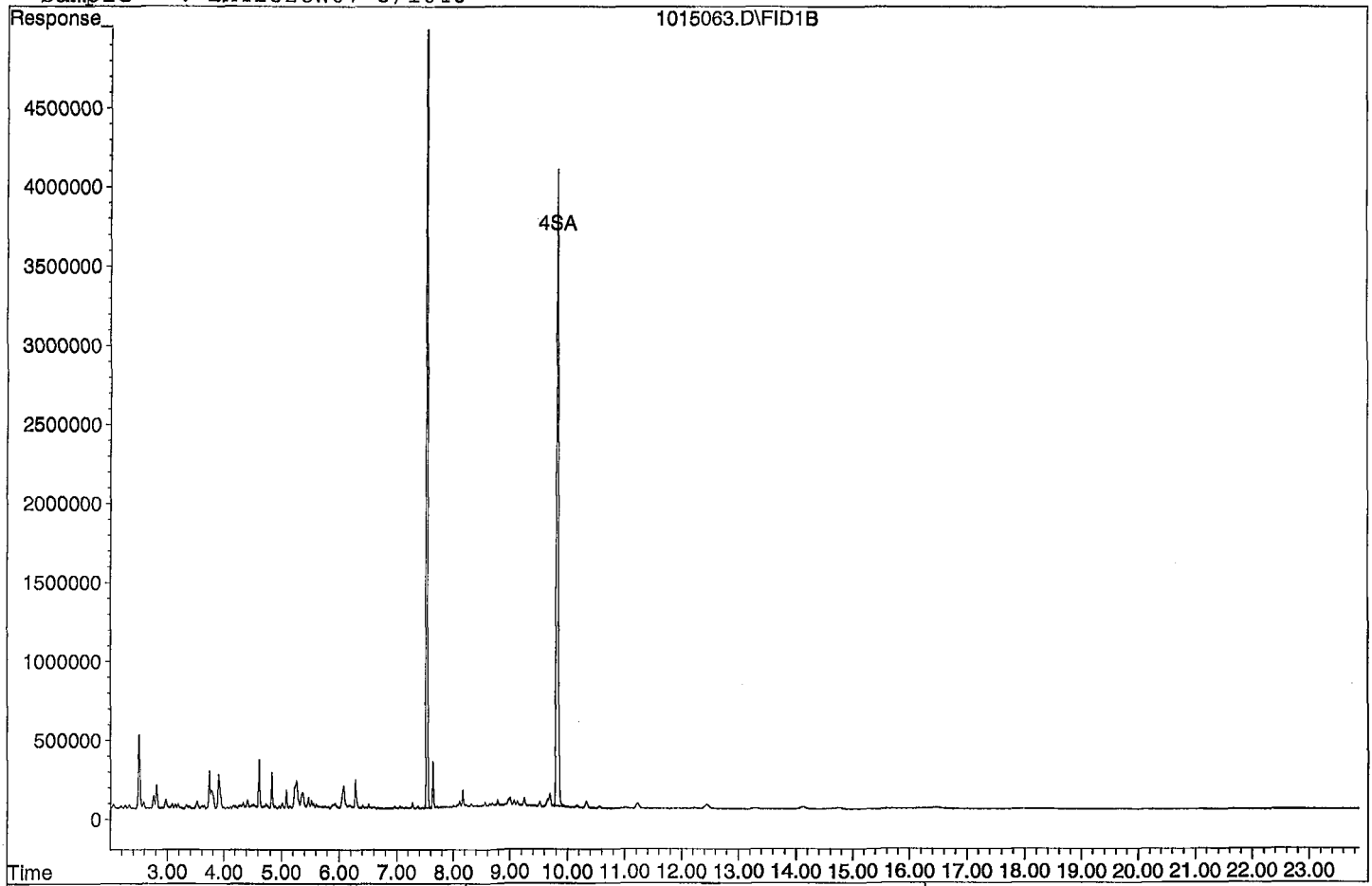
Compound	R.T.	Response	Conc Units
System Monitoring Compounds			
3) SA Ortho-Terphenyl(S)	7.53	126626839	117.493 ppb
Surrogate Spike 144.231		Recovery =	81.46%
4) SA Octacosane(S)	9.82	89973125	112.274 ppb
Surrogate Spike 144.231		Recovery =	77.84%
Target Compounds			
1) HATM Diesel (C10-C24)	6.54	73878386	87.934 ppb
2) HBTM Motor Oil (C24-C40)	15.55	78128329	88.140 ppb

Target Compounds

Quantitation Report

Data File: G:\APOLLO\DATA\211015\1015063.D

Sample : BA42528W07 5/1040



Data File : G:\APOLLO\DATA\211015\1015048.D Vial: 48
 Acq On : 10-16-21 12:38:58 Operator: KA
 Sample : 211011A BLK 5/1000 Inst : Apollo
 Misc : water Multiplr: 5.00
 IntFile : events.e
 Quant Time: Nov 15 17:36 2021 Quant Results File: DOC0831.RES

Method : G:\APOLLO\DATA\210830\DOC0831.M (Chemstation Integrator)
 Title : 8015 B&C
 Last Update : Mon Nov 22 10:47:59 2021
 Response via : Multiple Level Calibration

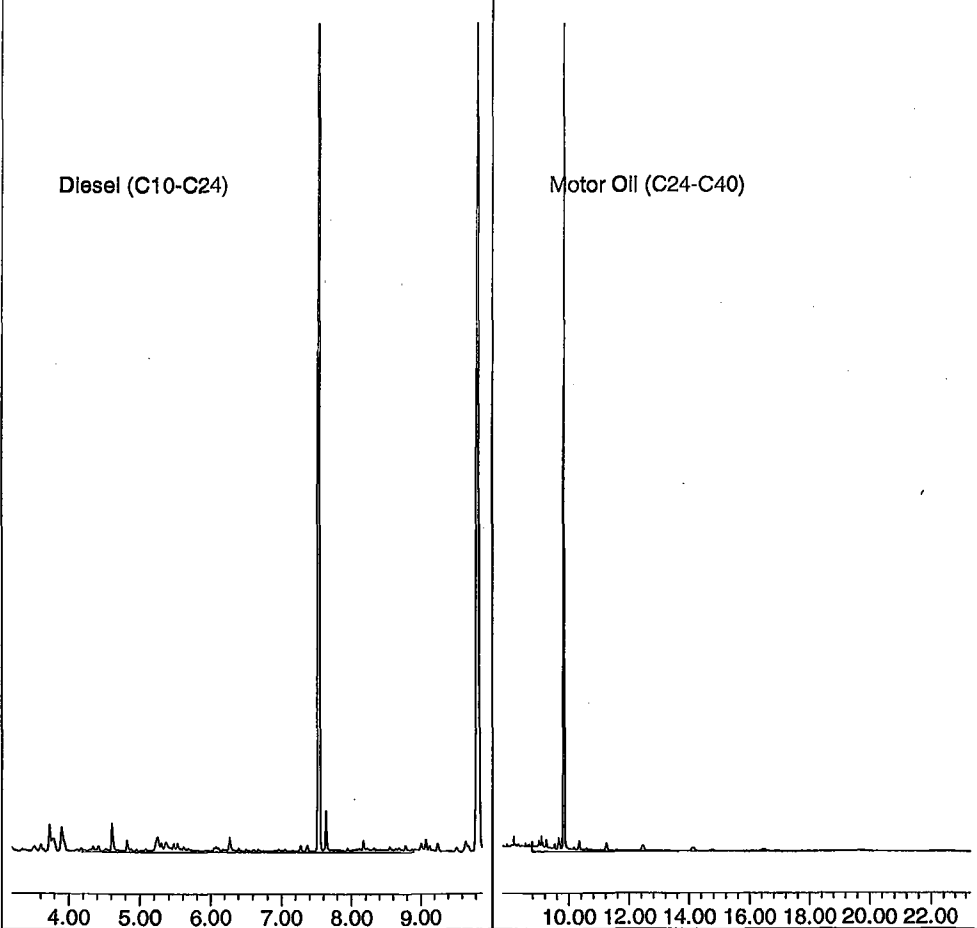
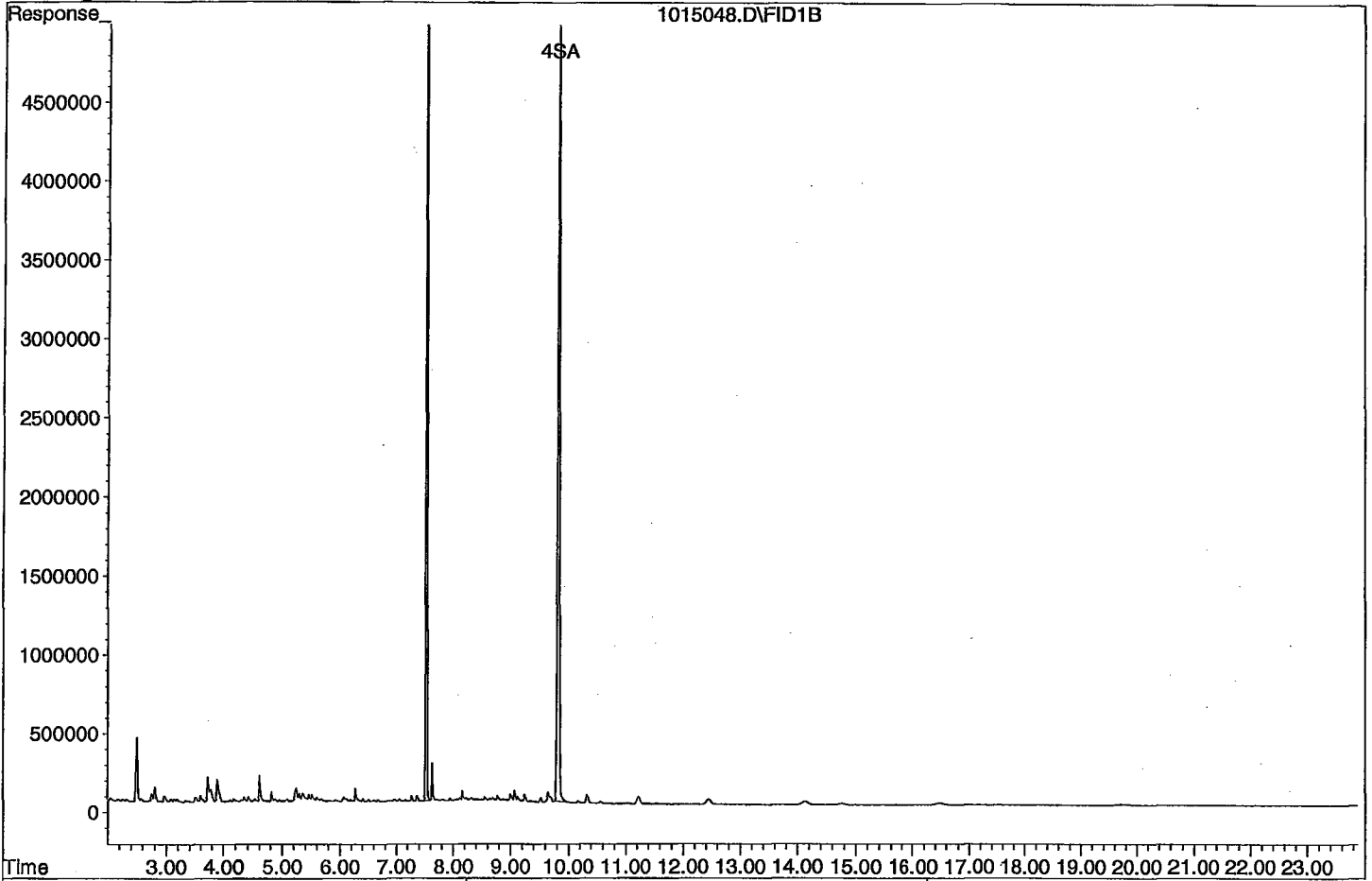
Volume Inj. : 2UL
 Signal Phase : DB-5
 Signal Info : FID02A

Compound	R.T.	Response	Conc Units
System Monitoring Compounds			
3) SA Ortho-Terphenyl(S)	7.53	130533114	125.962 ppb
Surrogate Spike 150.000		Recovery =	83.97%
4) SA Octacosane(S)	9.82	114991267	149.233 ppb
Surrogate Spike 150.000		Recovery =	99.49%
Target Compounds			
1) HATM Diesel (C10-C24)	6.54	55913959	69.214 ppb
2) HBTM Motor Oil (C24-C40)	15.55	63090849	66.252 ppb

Target Compounds

Data File: G:\APOLLO\DATA\211015\1015048.D

Sample : 211011A BLK 5/1000



Data File : G:\APOLLO\DATA\211015\1015049.D Vial: 49
 Acq On : 10-16-21 13:07:18 Operator: KA
 Sample : 211011A LCS-1 5/1000 Inst : Apollo
 Misc : water Multiplr: 5.00
 IntFile : events.e
 Quant Time: Nov 15 17:37 2021 Quant Results File: DOC0831.RES

Method : G:\APOLLO\DATA\210830\DOC0831.M (Chemstation Integrator)
 Title : 8015 B&C
 Last Update : Mon Nov 22 10:47:59 2021
 Response via : Multiple Level Calibration

Volume Inj. : 2UL
 Signal Phase : DB-5
 Signal Info : FID02A

Compound	R.T.	Response	Conc Units
System Monitoring Compounds			
3) SA Ortho-Terphenyl(S)	7.53	158139494	152.602 ppb
Surrogate Spike 150.000		Recovery =	101.73%
4) SA Octacosane(S)	9.83	124228156	161.220 ppb
Surrogate Spike 150.000		Recovery =	107.48%
Target Compounds			
1) HATM Diesel (C10-C24)	6.54	1952312706	2416.711 ppb
2) HBTM Motor Oil (C24-C40)	15.55	1514287630	2518.807 ppb

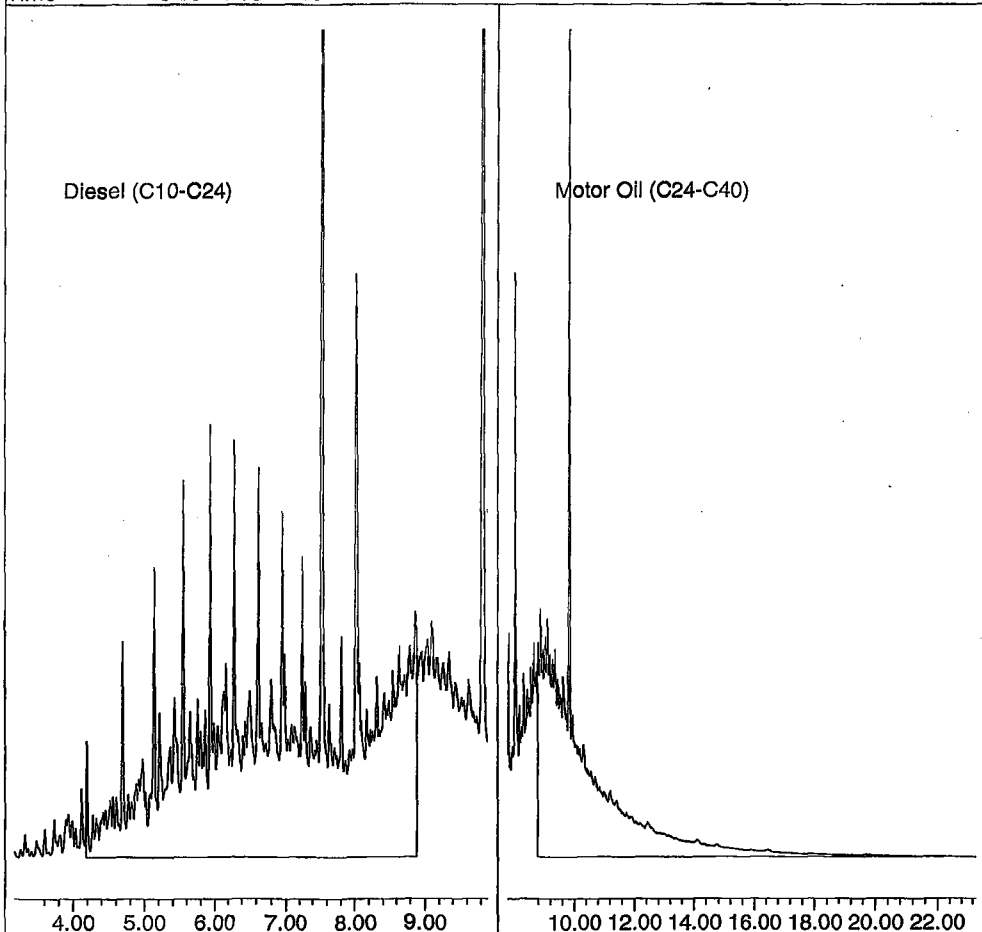
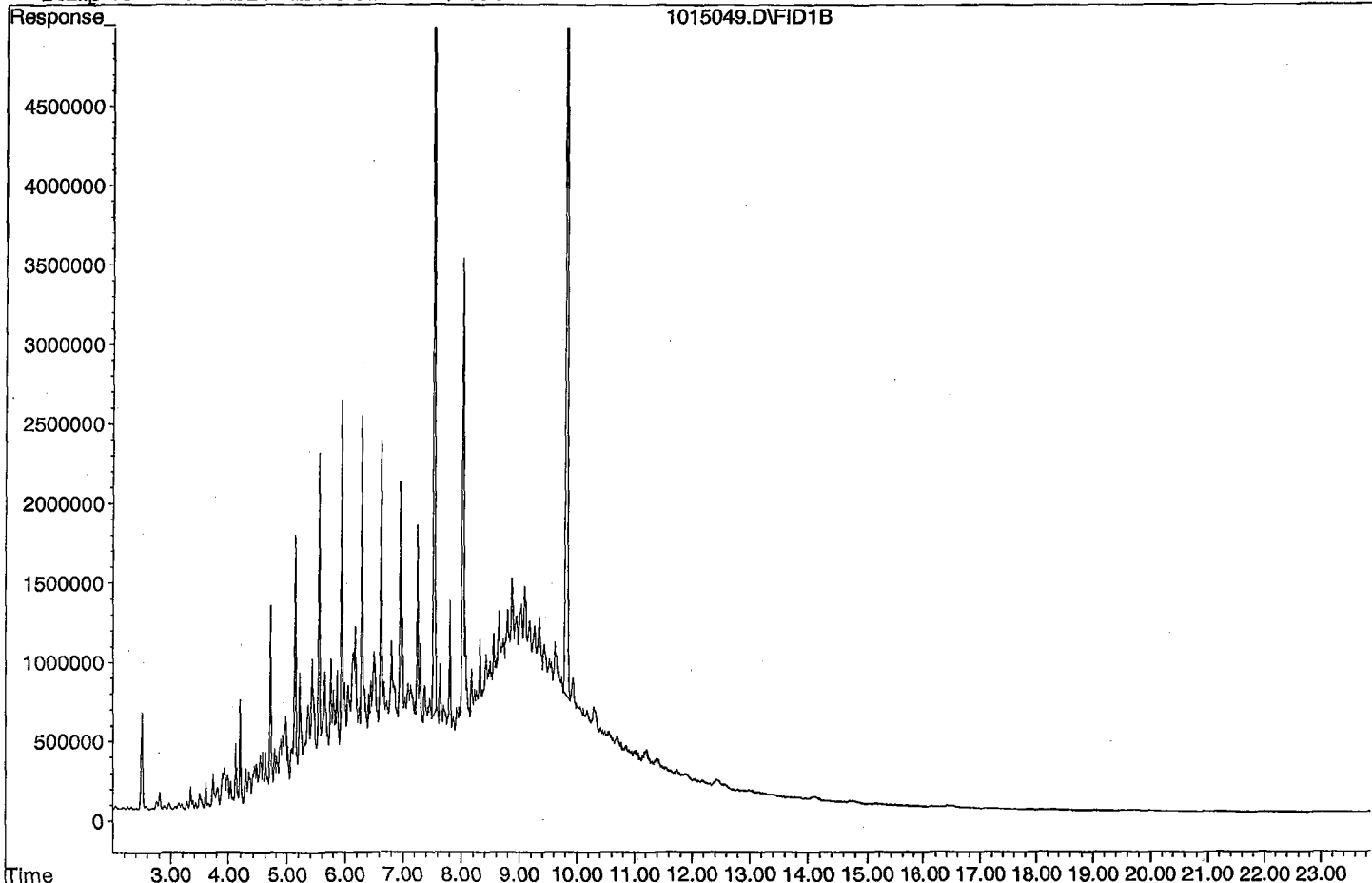
Target Compounds

Diesel:

$$\frac{(1952312706)(5)}{(2019597)(2)} = \frac{9761563530}{4039194} = \boxed{2416.711}$$

Data File: G:\APOLLO\DATA\211015\1015049.D

Sample : 211011A LCS-1 5/1000



Data File : G:\APOLLO\DATA\211015\1015050.D Vial: 50
 Acq On : 10-16-21 13:35:40 Operator: KA
 Sample : 211011A LCSD-1 5/1000 Inst : Apollo
 Misc : water Multiplr: 5.00
 IntFile : events.e
 Quant Time: Nov 15 17:38 2021 Quant Results File: DOC0831.RES

Method : G:\APOLLO\DATA\210830\DOC0831.M (Chemstation Integrator)
 Title : 8015 B&C
 Last Update : Mon Nov 22 10:47:59 2021
 Response via : Multiple Level Calibration

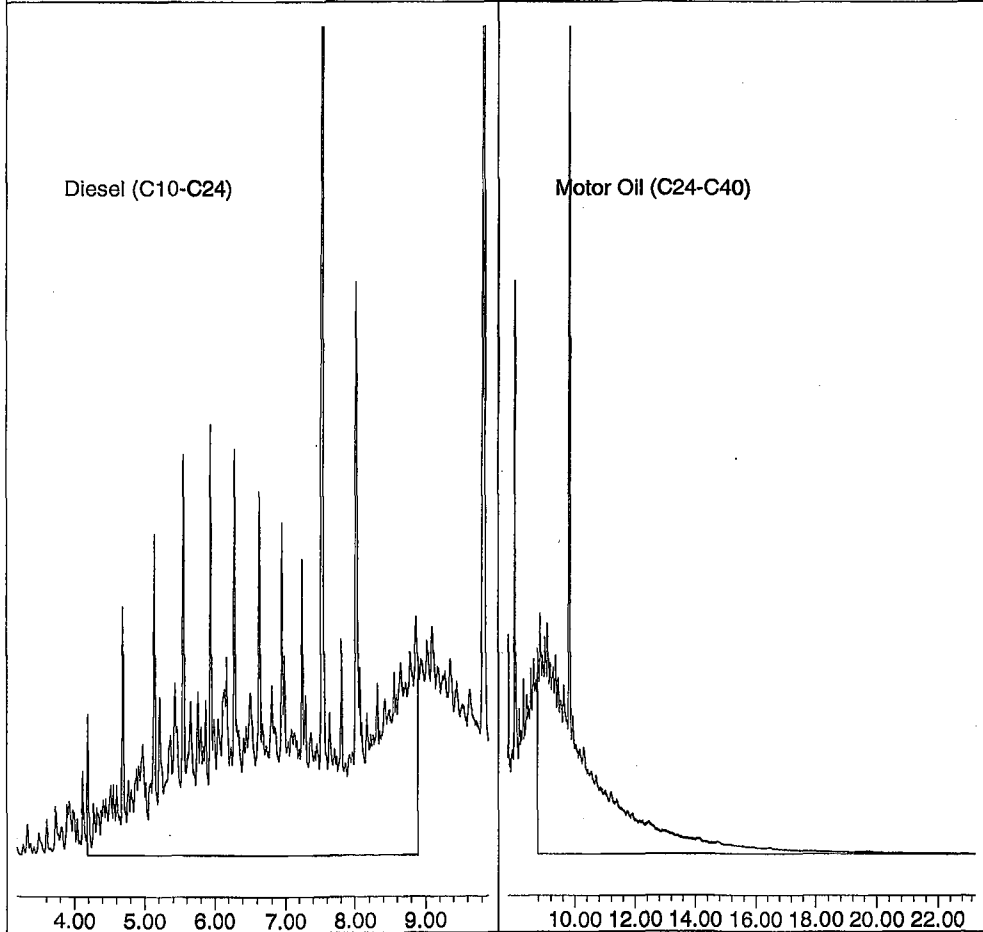
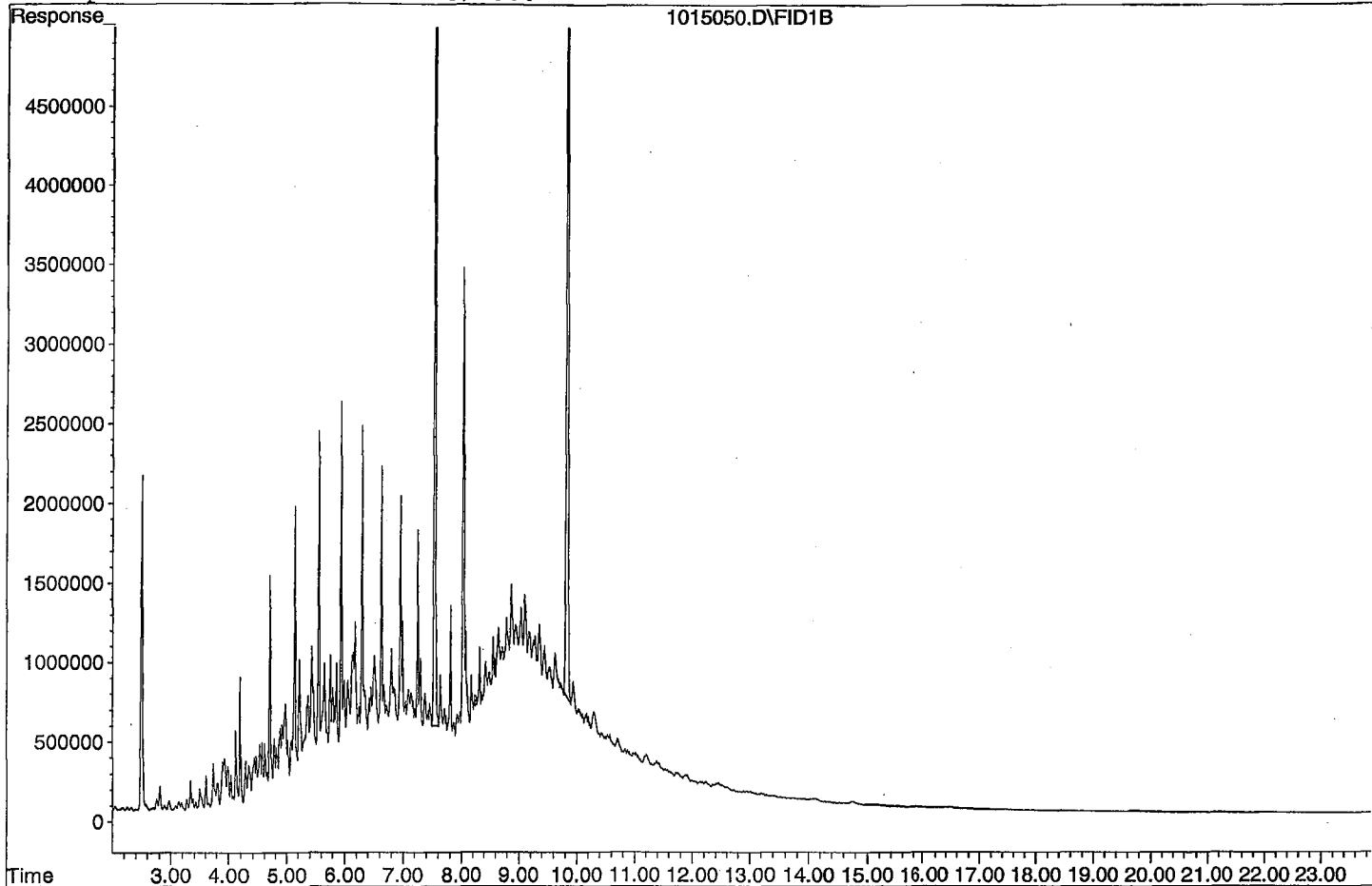
Volume Inj. : 2UL
 Signal Phase : DB-5
 Signal Info : FID02A

Compound	R.T.	Response	Conc Units
System Monitoring Compounds			
3) SA Ortho-Terphenyl(S)	7.53	155077568	149.647 ppb
Surrogate Spike 150.000		Recovery =	99.76%
4) SA Octacosane(S)	9.83	117873357	152.973 ppb
Surrogate Spike 150.000		Recovery =	101.98%
Target Compounds			
1) HATM Diesel (C10-C24)	6.54	1944847121	2407.470 ppb
2) HBTM Motor Oil (C24-C40)	15.55	1463104986	2432.307 ppb

Target Compounds

Data File: G:\APOLLO\DATA\211015\1015050.D

Sample : 211011A LCSD-1 5/1000



Diesel / Motor Oil Calibration Curve

Prepared: 8/23/2021

Expires: 8/23/2022

Prepared By (Initials): KA

Methylene
Chloride
Lot No. 60338

Initial Standard Information							Final Standard Information			
Name of Initial Standard (QAU Label)	Supplier	Conc. (ug/mL)	APPL Mix Name	Reference to APPL Prep Date and Lot #'s	Exp. Date	Exp. Date (Manufacturer)	Allquot From Stock	Final Volume	Solvent	Final Standard Conc. (ug/mL)
Diesel / Motor Oil - 2	APPL	10	Diesel / Motor Oil - 1	Perp'd: 08/23/21 A0164485-52662, A0165510-52666, CL16893-52844	8/23/2022	10/31/2027 12/31/2027 5/31/2026	100uL	200uL	MC	5
Diesel / Motor Oil - 3		50	Diesel / Motor Oil - 2				200uL	1mL	MC	10
Diesel / Motor Oil Calibration STD	Restek	2,000	Diesel / Motor Oil - 3				25uL	1mL	MC	50
			Diesel / Motor Oil - 4				125uL	1mL	MC	250
			Diesel / Motor Oil - 5				500uL	1mL	MC	1000
			Diesel / Motor Oil - 6				750uL	1mL	MC	1500
			Diesel / Motor Oil - 7				100uL	100uL	N/A	2,000

Diesel / Motor Oil Second Source

Prepared: 7/21/2020

Expires: 7/21/2021

Prepared By (Initials): SS

**Methylene
Chloride Lot
No. 58059**

Initial Standard Information							Final Standard Information			
Name of Initial Standard (QAU Label)	Supplier	Supplier Part No.	Conc. (ug/mL)	Lot Number - QA Number	Exp. Date (1 yr.)	Exp. Date (Manufacturer)	Aliquot From Stock	Final Volume	Solvent	Final Standard Conc. (ug/mL)
Diesel Fuel #2 Second Source	Phenova	ALO-101287	50,000	CL13327-40550	7/21/2021	2/28/2021	50uL	10mL	MC	250
Motor Oil Second Source	Absolute	51094	50,000	010918-39581	7/21/2021	1/9/2023	50uL			

Initial Standard Information							Final Standard			
Name of Initial Standard (QAU Label)	Supplier	Supplier Part No.	Conc. (ug/mL)	Lot Number - QA Number	Exp. Date (1 yr.)	Exp. Date (Manufacturer)	Aliquot From Stock	Final Volume	Solvent	Final Standard Conc. (ug/mL)
Diesel Fuel #2	Restek	31258	50,000	A016448 5-52822	9/3/2022	10/31/2027	400uL			2000
Motor Oil	Restek	31464	50,000	A016884 2-52820 and A016651 0-52817	10/6/2021	12/31/2027	400uL	10mL	MC	2000
THC Surrogate	Phenova	ALO-130161	600	CL16893 52835	10/6/2021	5/31/2026	1666uL			100

Diesel Motor Oil Mix

Prepared: 9/3/2021

Prepared By (Initials): KA

Expires: 9/3/2022

Initial Standard Information							Final Standard			
Name of Initial Standard (QAU Label)	Supplier	Supplier Part No.	Conc. (ug/mL)	Lot Number - QA Number	Exp. Date (1 yr.)	Exp. Date (Manufacturer)	Allquot From Stock	Final Volume	Solvent	Final Standard Conc. (ug/mL)
Diesel Fuel #2	Restek	31258	50,000	A0164485-52823,52824,52662,52661,52822	9/3/2021	10/31/2027	4.00 mL	8.0 mL	NA	25,000
Motor Oil Composite	Restek	31464	50,000	A0166510-52664 and 52818 and A0168842-52820 and 52821	9/3/2021	12/31/27 and 03/31/28	4.00 mL			25,000

THC Surrogate							KA			
Prepared: 8/24/2021										
Expires: 8/24/2022										
Initial Standard Information						Final Standard Information				
Name of Initial Standard (QAU Label)	Supplier	Supplier Part No.	Conc. (ug/mL)	Lot Number - QA Number	Exp. Date (1 yr.)	Exp. Date (Manufacturer)	Allquot From Stock	Final Volume	Solvent	Final Standard Conc. (ug/mL)
O-terphenyl / Octacosane Mix	Phenova	ALO-130161	600	CL16893-52838	8/24/2022	5/31/2026	N/A	N/A	N/A	600

THC Surrogate

Prepared: 10/6/2021

KA

Expires: 5/31/2026

Initial Standard Information							Final Standard			
Name of Initial Standard (QAU Label)	Supplier	Supplier Part No.	Conc. (ug/mL)	Lot Number - QA Number	Exp. Date (1 yr.)	Exp. Date (Manufacturer)	Aliquot From Stock	Final Volume	Solvent	Final Standard Conc (ug/mL)
O-terphenyl / Octacosane Mix	Phenova	ALO-130161	600	CL16893-52835	10/6/2021	5/31/2026	N/A	N/A	N/A	600

Organic Extraction Worksheet

Method	Continuous Liq/Liq TPH- 3520C w/SGC	Extraction Set	211011A	Extraction Method	LIQ005SGC	Units	mL
Spiked ID 1	Diesel Motor Oil Mix 9/3/21-9/3/22	Surrogate ID 1	THC Surrogate 8/23/21-8/23/22				
Spiked ID 2	Decanoic 1000ug/mL Acid Solution 8/20/21-8/20/22	Surrogate ID 2	THC Surrogate 10/06/21-10/06/22				
Spiked ID 3	Decanoic 1000ug/mL Acid Solution 10/08/21-10/08/22	Surrogate ID 3					
Spiked ID 4		Surrogate ID 4					
Spiked ID 5		Surrogate ID 5					
Spiked ID 6		Sufficient Vol for Matrix QC: NO					
Spiked ID 7		Ext. Start Time:	10/11/21 12:50				
Spiked ID 8		Ext. End Time:	10/12/21 15:57				
		GC Requires Extract By:					
		pH1	2	Water Bath Temp 1 °C	41/ 40.1 °C		
		pH2		Water Bath Temp 2 °C	34/ 35.1		
		pH3		Water Bath Temp 3 °C	37/ 36.5 °C		

Spiked By: SR

Date 10/11/2021 9:41:42 AM

Witnessed By: CG

Date 10/11/2021 9:41:46 AM

Sample	Sample Container	Spike Amount	Spike ID	Surrogate Amount	Surrogate ID	Extract Amount	Final Volume	pH	Extract Date/Time	Comments
1211011A Blk		0.050	2	0.250	1	1000	5	2	10/11/21 9:41	*
2211011A LCS-1		0.080,0.050	1,2	0.250	1	1000	5	2	10/11/21 9:41	*
3211011A LCS-2		0.080,0.050	1,2	0.250	1					
4211011A LCS-3		0.080,0.050		0.250	1					
5211011A LCSD-1		0.080,0.050	1,2	0.250	1	1000	5	2	10/11/21 9:41	*
6211011A LCSD-2		0.080,0.050		0.250	1					
7211011A LCSD-3		0.080,0.050		0.250	1					
8BA38390	BA38390M02	0.050	2	0.250	2	1000	5	2	10/11/21 12:30	97224 *
9BA38391	BA38391M03	0.050	2	0.250	2	1000	5	2	10/11/21 12:30	97224 *
10BA38393	BA38393M02	0.050	3	0.250	2	1000	5	2	10/11/21 12:30	97224 *
11BA38394	BA38394M02	0.050	2	0.250	2	1000	5	2	10/11/21 12:30	97224 *
12BA38396		0.050	2	0.250	1		5	2Y		97224 *
13BA38397		0.050	2	0.250	1		5	2Y		97224 *
14BA38399	BA38399M02	0.050	2	0.250	2	1000	5	2	10/11/21 12:30	97224 *
15BA42512	BA42512W09	0.050	2	0.250	1	1040	5	2	10/11/21 9:41	97781 *
16BA42514	BA42514W09	0.050	3	0.250	1	1040	5	2	10/11/21 9:41	97781 *

Solvent and Lot#	
1+1 HCL (5mLs)	9/30/21-9/30/22
PH Strips	HC041002
Dichloromethane (DCM)	61117
Filter Paper	*
Sodium Sulfate	2021071206
SILICA GEL (*)	050627T

Extraction COC Transfer	
Extraction lab employee Initials	
GC analyst's initials	KA
Date	10/12/21
Time	16:25
Refrigerator	Hobart

	Technician's Initials
Scanned By	SR
Sample Preparation	SR
Extraction	DS
Concentration	DS

Modified	11/22/2021 1:24:03 PM
-----------------	-----------------------

Reviewed By:

Date

Organic Extraction Worksheet






Method	Continuous Liq/Liq TPH- 3520C w/SGC	Extraction Set	211011A	Extraction Method	LIQ005SGC	Units	mL
Spiked ID 1	Diesel Motor Oil Mix 9/3/21-9/3/22	Surrogate ID 1	THC Surrogate 8/23/21-8/23/22				
Spiked ID 2	Decanoic 1000ug/mL Acid Solution 8/20/21-8/20/22	Surrogate ID 2	THC Surrogate 10/06/21-10/06/22				
Spiked ID 3	Decanoic 1000ug/mL Acid Solution 10/08/21-10/08/22	Surrogate ID 3					
Spiked ID 4		Surrogate ID 4					
Spiked ID 5		Surrogate ID 5					
Spiked ID 6		Sufficient Vol for Matrix QC:		NO			
Spiked ID 7		Ext. Start Time:		10/11/21 12:50			
Spiked ID 8		Ext. End Time:		10/12/21 15:57			
		GC Requires Extract By:					
		pH1	2		Water Bath Temp 1 °C	41/ 40.1 °C	
		pH2			Water Bath Temp 2 °C	34/ 35.1	
		pH3			Water Bath Temp 3 °C	37/ 36.5 °C	

Spiked By: SR

Date 10/11/2021 9:41:42 AM

Witnessed By: CG

Date 10/11/2021 9:41:46 AM

Sample	Sample Container	Spike Amount	Spike ID	Surrogate Amount	Surrogate ID	Extract Amount	Final Volume	pH	Extract Date/Time	Comments	
17	BA42516 	BA42516W09	0.050	3	0.250	1	1040	5	2	10/11/21 9:41	97781 *
						equip					
18	BA42518 	BA42518W09	0.050	3	0.250	1	1040	5	2	10/11/21 9:41	97781 *
						equip					
19	BA42524 	BA42524W09	0.050	3	0.250	1	1050	5	2	10/11/21 9:41	97782 *
						equip					
20	BA42527 	BA42527W09	0.050	3	0.250	1	1030	5	2	10/11/21 9:41	97783 *
						equip					
21	BA42528 	BA42528W07	0.050	3	0.250	1	1040	5	2	10/11/21 9:41	97783 *
						equip					

Solvent and Lot#	
1+1 HCL (5mLs)	9/30/21-9/30/22
PH Strips	HC041002
Dichloromethane (DCM)	61117
Filter Paper	*
Sodium Sulfate	2021071206
SILICA GEL (*)	050627T

Extraction COC Transfer	
Extraction lab employee Initials	
GC analyst's initials	KA
Date	
Time	
Refrigerator	Hobart

	Technician's Initials
Scanned By	SR
Sample Preparation	SR
Extraction	DS
Concentration	DS
Modified	11/22/2021 1:24:03 PM

Reviewed By:

Date

Injection Log

Directory: G:\APOLLO\DATA\210830\

Line	Vial	FileName	Multiplier	SampleName	Misc Info	Injected
1	4	830004.D	1	DMO STD Curve 1	water	8-30-21 14:23:31
2	5	830005.D	1	DMO STD Curve 2	water	8-30-21 14:52:00
3	6	830006.D	1	DMO STD Curve 3	water	8-30-21 15:20:31
4	7	830007.D	1	DMO STD Curve 4	water	8-30-21 15:48:59
5	8	830008.D	1	DMO STD Curve 5	water	8-30-21 16:17:29
6	9	830009.D	1	DMO STD Curve 6	water	8-30-21 16:45:57
7	10	830010.D	1	DMO STD Curve 7	water	8-30-21 17:14:26
8	11	830011.D	1	DMO Second Source	water	8-30-21 17:43:02
9	42	1015042.D	1	DMO CCV LVL5 STD	water	10-16-21 9:49:23
10	48	1015048.D	5	211011A BLK 5/1000	water	10-16-21 12:38:58
11	49	1015049.D	5	211011A LCS-1 5/1000	water	10-16-21 13:07:18
12	50	1015050.D	5	211011A LCSD-1 5/1000	water	10-16-21 13:35:40
13	57	1015057.D	1	DMO CCV LVL5 STD	water	10-16-21 16:53:19
14	62	1015062.D	4.85437	BA42527W09 5/1030	water	10-16-21 19:14:58
15	63	1015063.D	4.80769	BA42528W07 5/1040	water	10-16-21 19:43:16
16	65	1015065.D	1	DMO CCV LVL5 STD	water	10-16-21 20:39:51

ORGANICS
Calibration Data

TPH Extractables
DOC0831

Form 6
Initial Calibration

Lab Name: APPL, Inc.

SDG No: _____

Case No: _____

Initial Cal. Date: 8/30/2021

Matrix: Water

Instrument: Apollo

Initials: KA

830004.D 830005.D 830006.D 830007.D 830008.D 830009.D 830010.D

	Compound	1	2	3	4	5	6	7				Avg	%RSD	Type	r ²	Q
1	HATM Diesel (C10-C24)	1996096	2096604	2044980	1954573	1978127	1986289	2080607				2019597	2.7	HATM		
2	HBTML Motor Oil (C24-C40)	4145119	2435540	1673061	1536974	1493779	1466134	1500171				2035825	49	HBTM	1.000	
3	SA Ortho-Terphenyl(S)	2853226	2657484	2628989	2539846	2469795	2419311	2566361				2590716	5.5	SA		
4	SA Octacosane(S)	2110335	1874119	1915976	1916647	1876549	1864260	1926753				1926377	4.4	SA		
5																
6																
7																
8																
9																
10																
11																
12																
13																
14																
15																
16																
17																
18																
19																
20																
21																
22																
23																
24																
25																
26																
27																
28																
29																
30																
31																
32																
33																
34																
35																

1.751305

Data File : G:\APOLLO\DATA\210830\830004.D Vial: 4
 Acq On : 8-30-21 14:23:31 Operator: KA
 Sample : DMO STD Curve 1 Inst : Apollo
 Misc : water Multiplr: 1.00
 IntFile : events.e
 Quant Time: Sep 8 12:55 2021 Quant Results File: DOC0830.RES

Method : G:\APOLLO\DATA\210830\DOC0830.M (Chemstation Integrator)
 Title : 8015 B&C
 Last Update : Tue Aug 31 09:20:02 2021
 Response via : Multiple Level Calibration

Volume Inj. : 2UL
 Signal Phase : DB-5
 Signal Info : FID02A

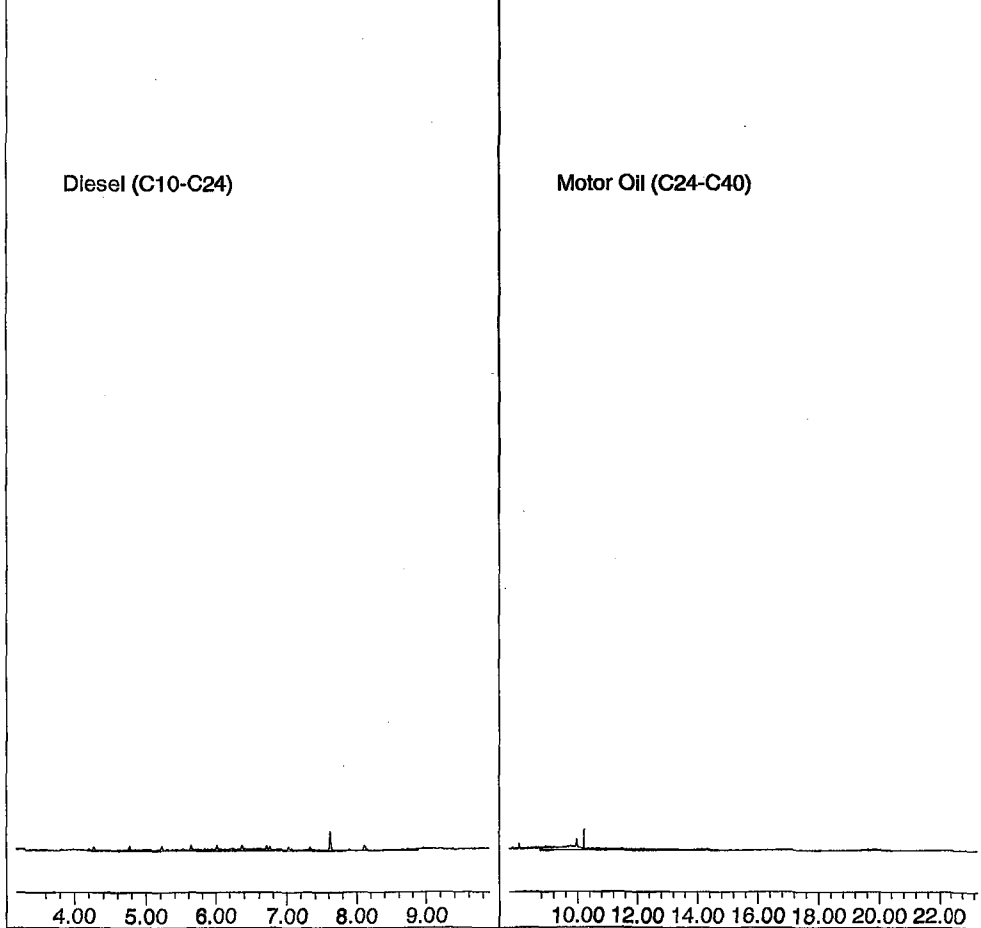
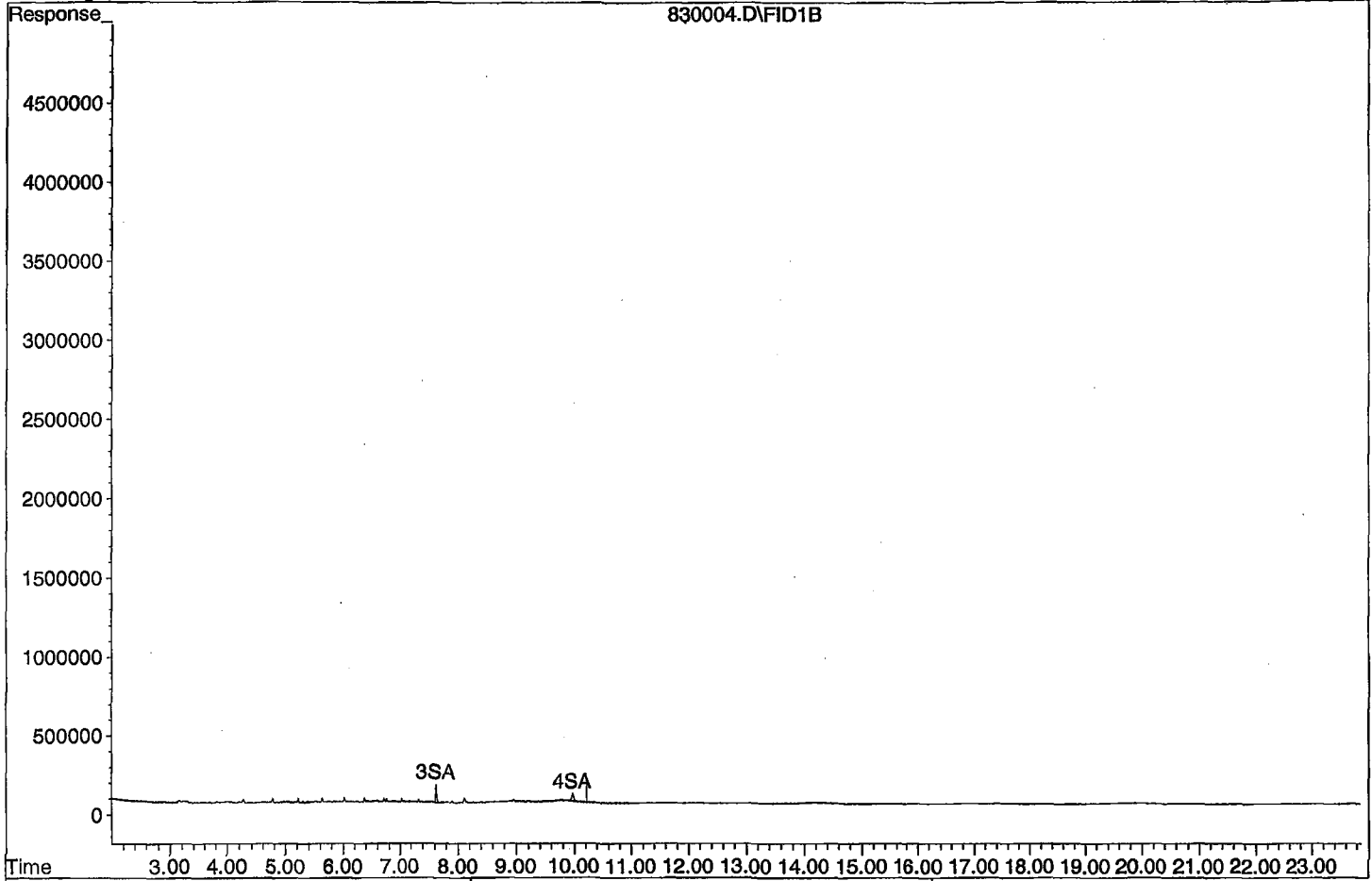
Compound	R.T.	Response	Conc Units
System Monitoring Compounds			
3) SA Ortho-Terphenyl(S)	7.63	1426613	0.275 ppb
Surrogate Spike 30.000		Recovery =	0.92%
4) SA Octacosane(S)	9.98	1055167	0.274 ppb
Surrogate Spike 30.000		Recovery =	0.91%
Target Compounds			
1) HATM Diesel (C10-C24)	6.54	19960961	4.942 ppb
2) HBTM Motor Oil (C24-C40)	15.55	41451191	5.936 ppb

Target Compounds

Quantitation Report

Data File: G:\APOLLO\DATA\210830\830004.D

Sample : DMO STD Curve 1



Quantitation Report (Not Reviewed)

Data File : G:\APOLLO\DATA\210830\830005.D Vial: 5
 Acq On : 8-30-21 14:52:00 Operator: KA
 Sample : DMO STD Curve 2 Inst : Apollo
 Misc : water Multiplr: 1.00
 IntFile : events.e
 Quant Time: Sep 8 12:55 2021 Quant Results File: DOC0830.RES

Method : G:\APOLLO\DATA\210830\DOC0830.M (Chemstation Integrator)
 Title : 8015 B&C
 Last Update : Tue Aug 31 09:20:02 2021
 Response via : Multiple Level Calibration

Volume Inj. : 2UL
 Signal Phase : DB-5
 Signal Info : FID02A

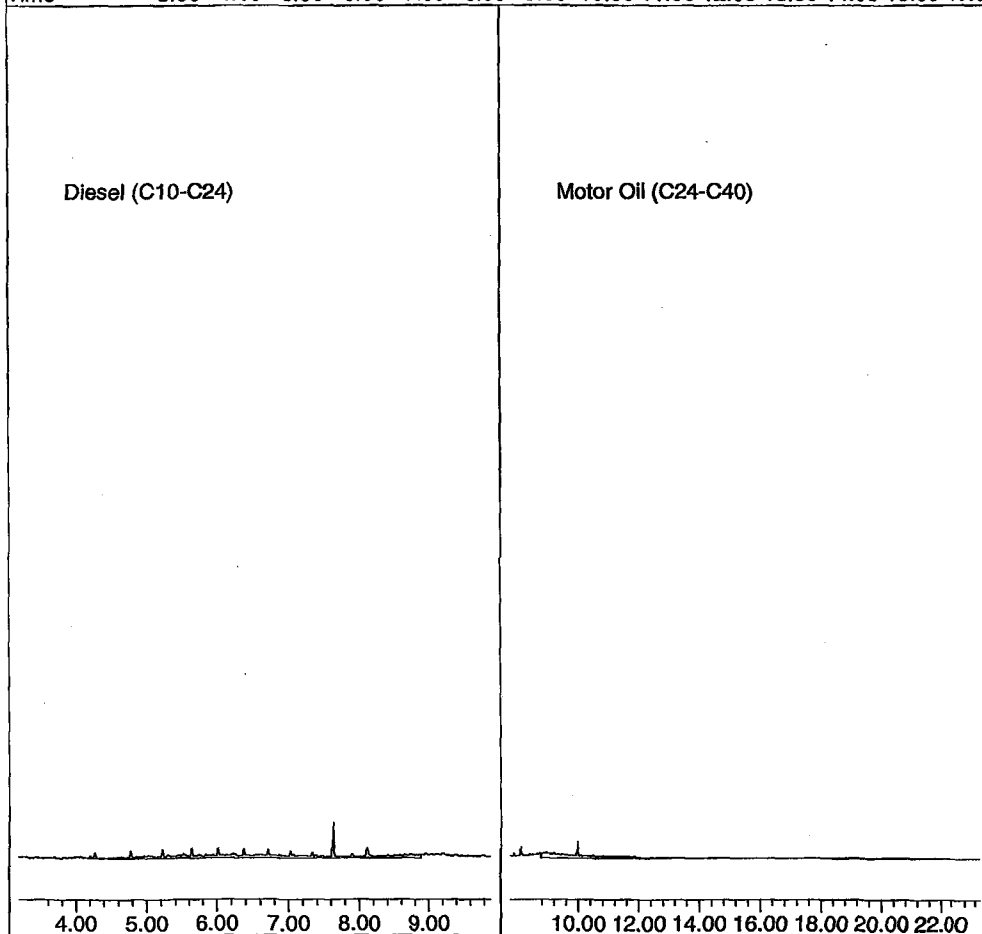
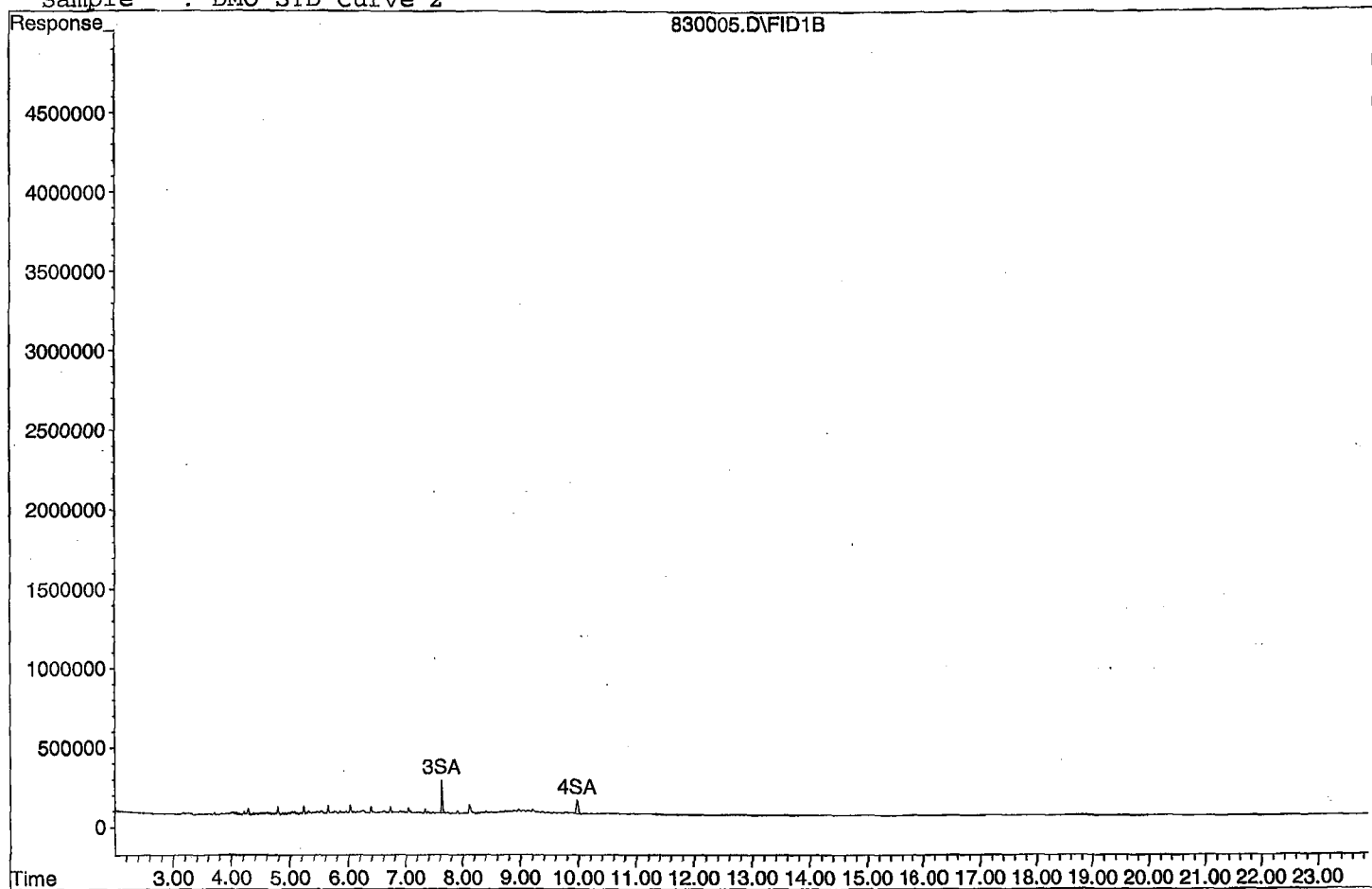
Compound	R.T.	Response	Conc Units
System Monitoring Compounds			
3) SA Ortho-Terphenyl(S)	7.63	2657484	0.513 ppb
Surrogate Spike 30.000		Recovery =	1.71%
4) SA Octacosane(S)	9.98	1874119	0.486 ppb
Surrogate Spike 30.000		Recovery =	1.62%
Target Compounds			
1) HATM Diesel (C10-C24)	6.54	41930088	10.381 ppb
2) HBTM Motor Oil (C24-C40)	15.55	48710805	8.390 ppb

Target Compounds

Quantitation Report

Data File: G:\APOLLO\DATA\210830\830005.D

Sample : DMO STD Curve 2



Data File : G:\APOLLO\DATA\210830\830006.D Vial: 6
 Acq On : 8-30-21 15:20:31 Operator: KA
 Sample : DMO STD Curve 3 Inst : Apollo
 Misc : water Multiplr: 1.00
 IntFile : events.e
 Quant Time: Sep 8 12:55 2021 Quant Results File: DOC0830.RES

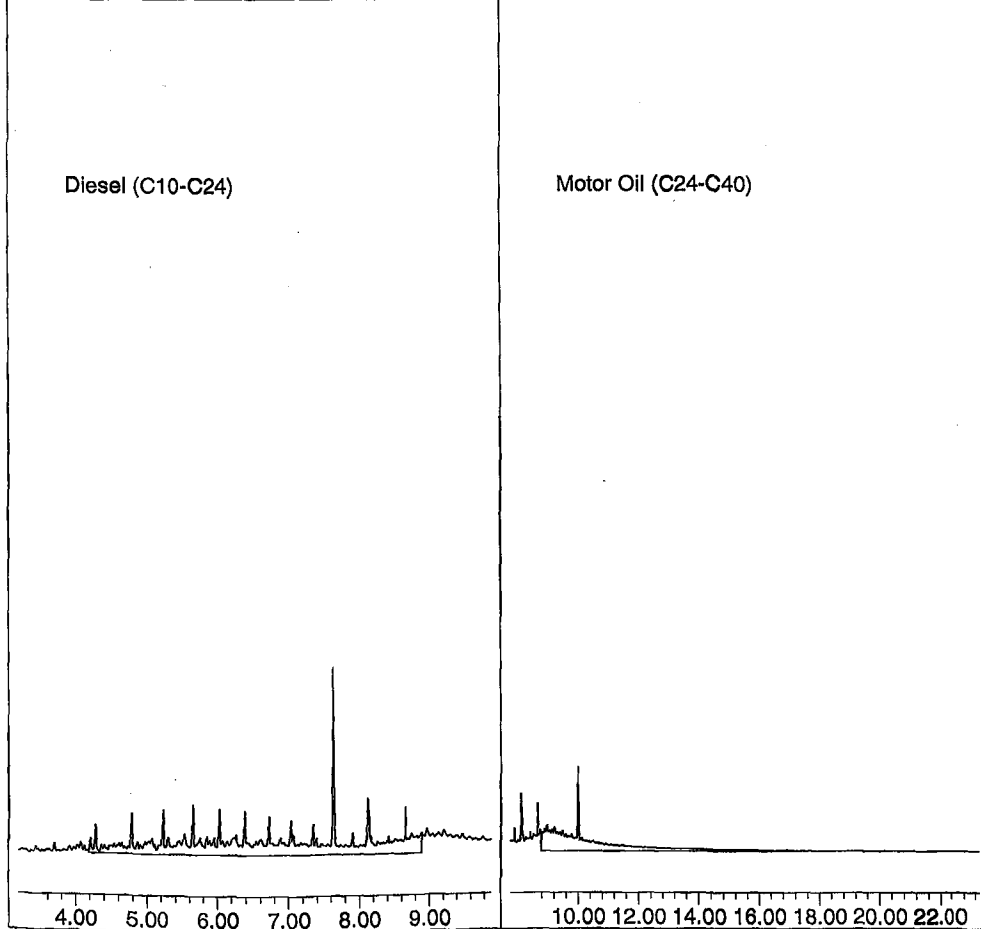
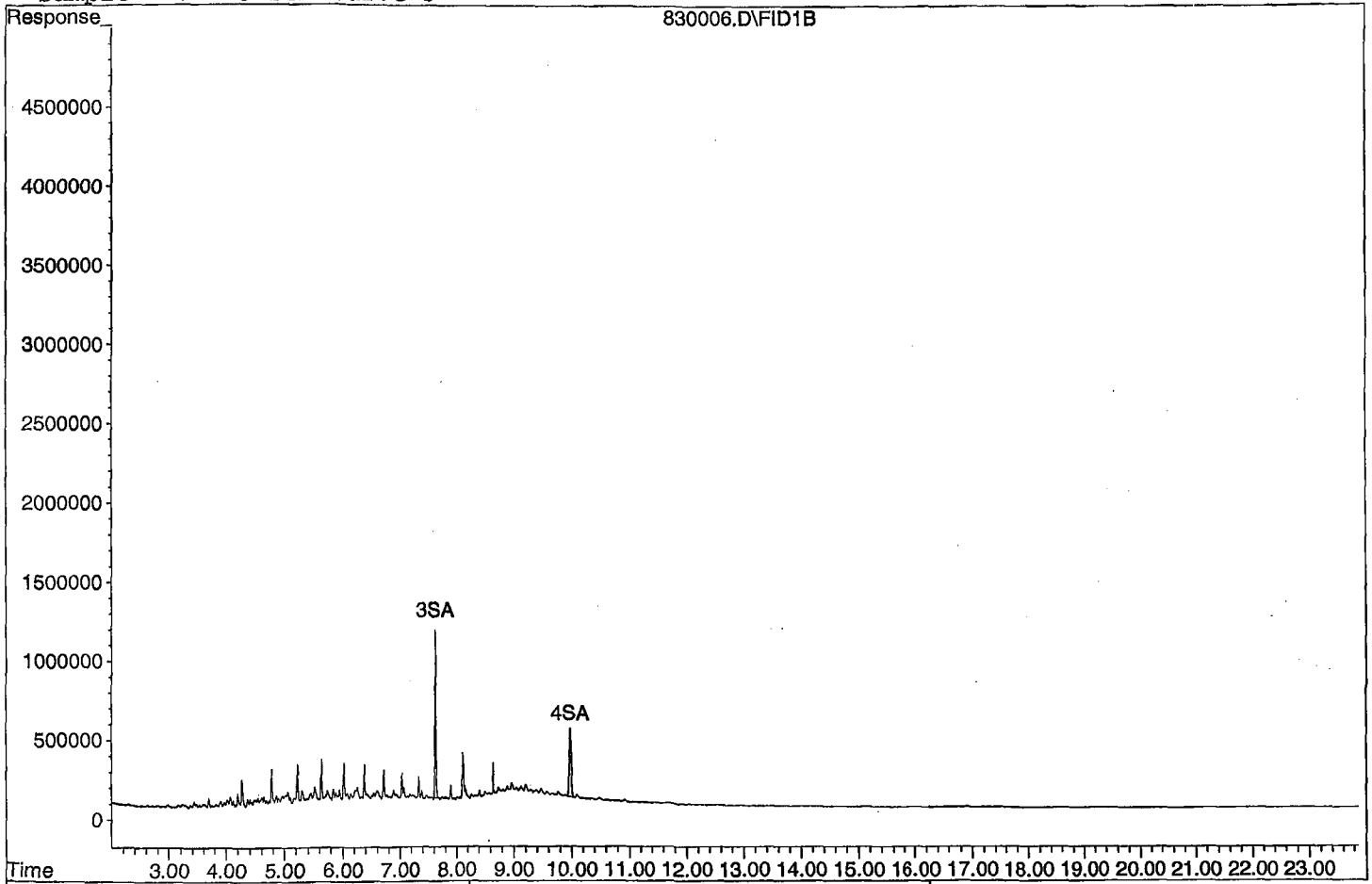
Method : G:\APOLLO\DATA\210830\DOC0830.M (Chemstation Integrator)
 Title : 8015 B&C
 Last Update : Tue Aug 31 09:20:02 2021
 Response via : Multiple Level Calibration

Volume Inj. : 2UL
 Signal Phase : DB-5
 Signal Info : FID02A

Compound	R.T.	Response	Conc Units
System Monitoring Compounds			
3) SA Ortho-Terphenyl(S)	7.63	13144947	2.537 ppb
Surrogate Spike 30.000		Recovery =	8.46%
4) SA Octacosane(S)	9.98	9579881	2.487 ppb
Surrogate Spike 30.000		Recovery =	8.29%
Target Compounds			
1) HATM Diesel (C10-C24)	6.54	204498046	50.628 ppb
2) HBTM Motor Oil (C24-C40)	15.55	167306131	48.476 ppb
Target Compounds			

Quantitation Report

Data File: G:\APOLLO\DATA\210830\830006.D
Sample : DMO STD Curve 3



Quantitation Report (Not Reviewed)

Data File : G:\APOLLO\DATA\210830\830007.D Vial: 7
 Acq On : 8-30-21 15:48:59 Operator: KA
 Sample : DMO STD Curve 4 Inst : Apollo
 Misc : water Multiplr: 1.00
 IntFile : events.e
 Quant Time: Sep 8 12:55 2021 Quant Results File: DOC0830.RES

Method : G:\APOLLO\DATA\210830\DOC0830.M (Chemstation Integrator)
 Title : 8015 B&C
 Last Update : Tue Aug 31 09:20:02 2021
 Response via : Multiple Level Calibration

Volume Inj. : 2UL
 Signal Phase : DB-5
 Signal Info : FID02A

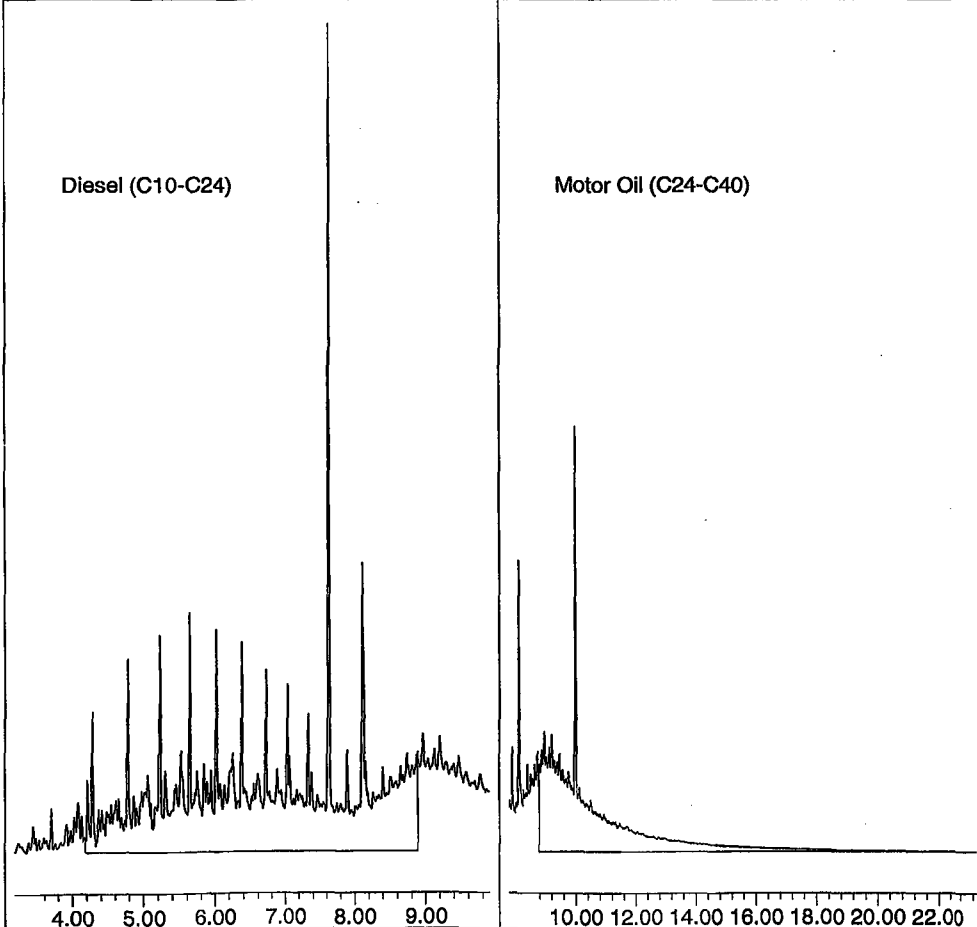
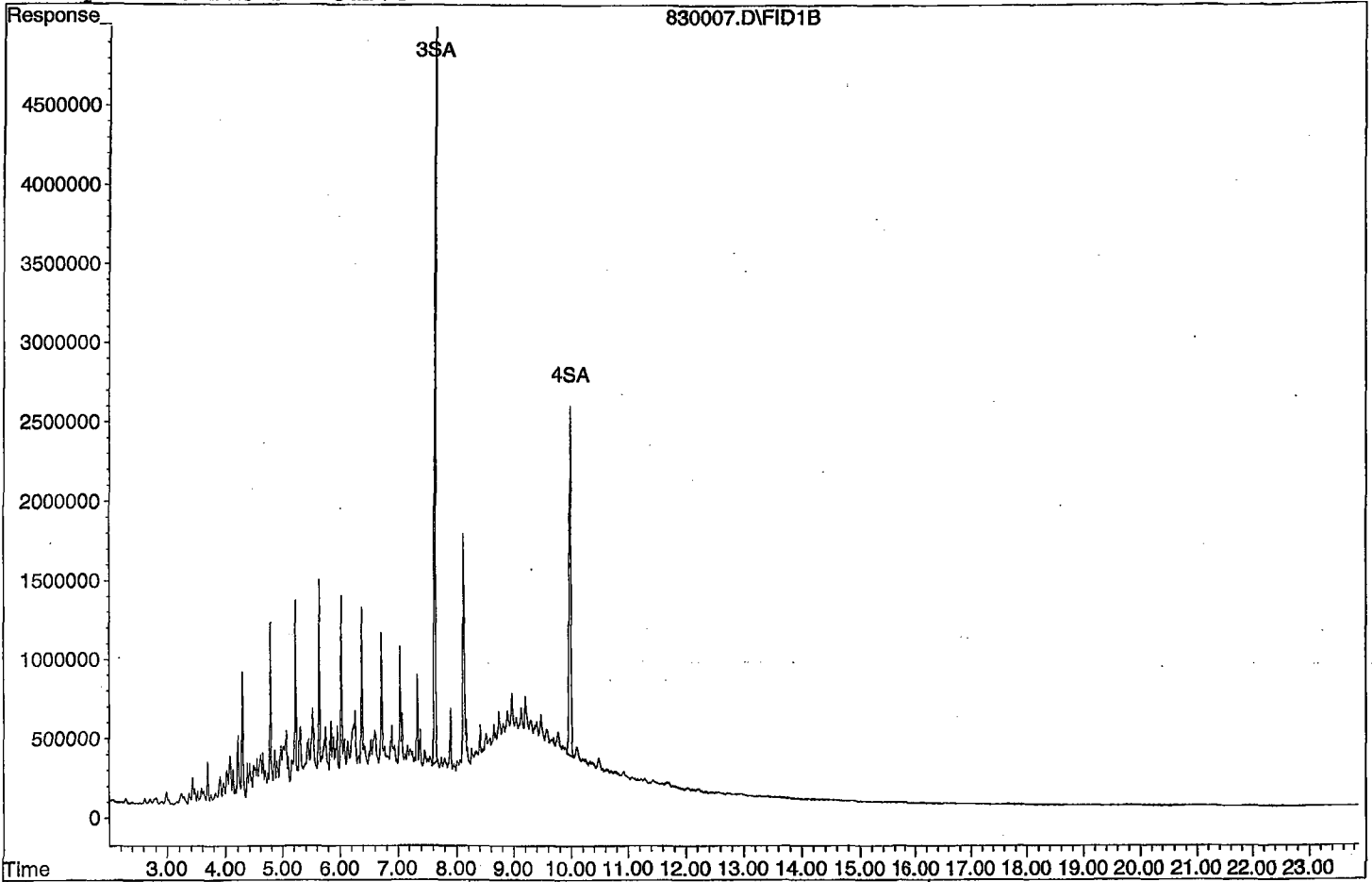
Compound	R.T.	Response	Conc Units
System Monitoring Compounds			
3) SA Ortho-Terphenyl(S)	7.63	63496153	12.255 ppb
Surrogate Spike 30.000		Recovery =	40.85%
4) SA Octacosane(S)	9.98	47916187	12.437 ppb
Surrogate Spike 30.000		Recovery =	41.46%
Target Compounds			
1) HATM Diesel (C10-C24)	6.54	977286267	241.951 ppb
2) HBTM Motor Oil (C24-C40)	15.55	768486801	251.677 ppb

Target Compounds

Quantitation Report

Data File: G:\APOLLO\DATA\210830\830007.D

Sample : DMO STD Curve 4



Quantitation Report (Not Reviewed)

Data File : G:\APOLLO\DATA\210830\830008.D Vial: 8
 Acq On : 8-30-21 16:17:29 Operator: KA
 Sample : DMO STD Curve 5 Inst : Apollo
 Misc : water Multiplr: 1.00
 IntFile : events.e
 Quant Time: Sep 8 12:55 2021 Quant Results File: DOC0830.RES

Method : G:\APOLLO\DATA\210830\DOC0830.M (Chemstation Integrator)
 Title : 8015 B&C
 Last Update : Tue Aug 31 09:20:02 2021
 Response via : Multiple Level Calibration

Volume Inj. : 2UL
 Signal Phase : DB-5
 Signal Info : FID02A

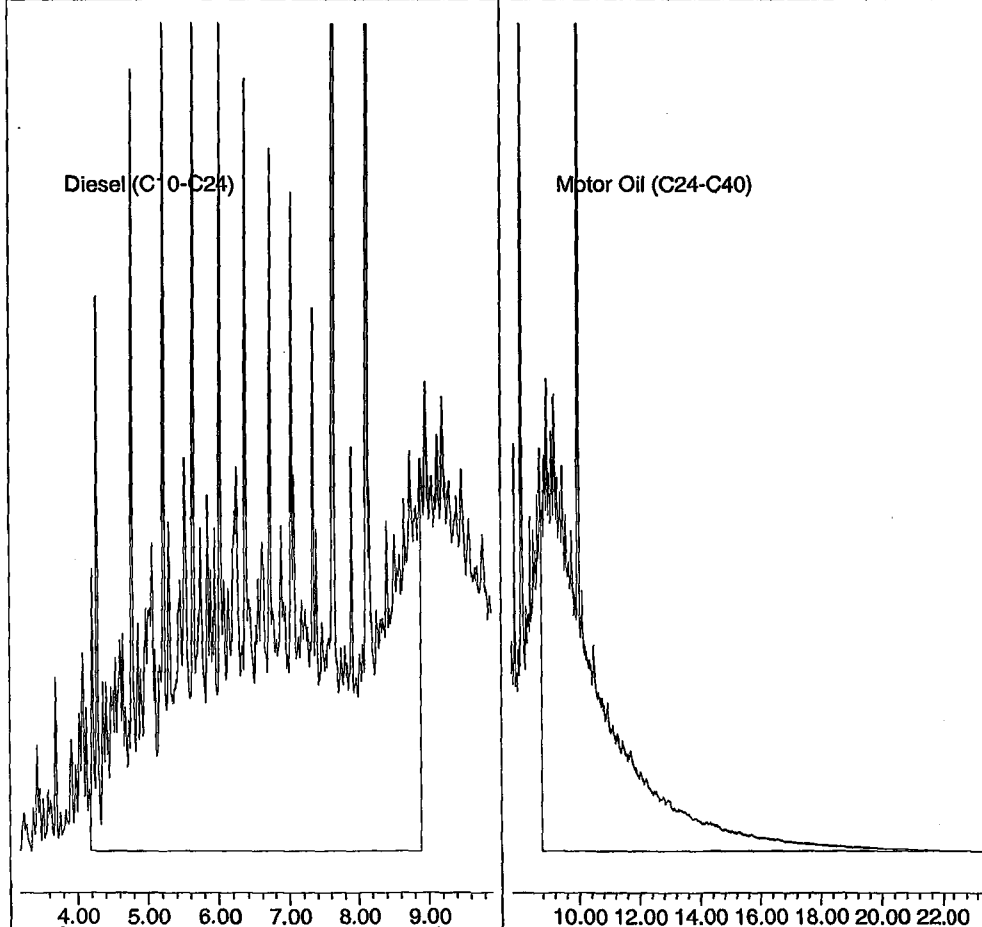
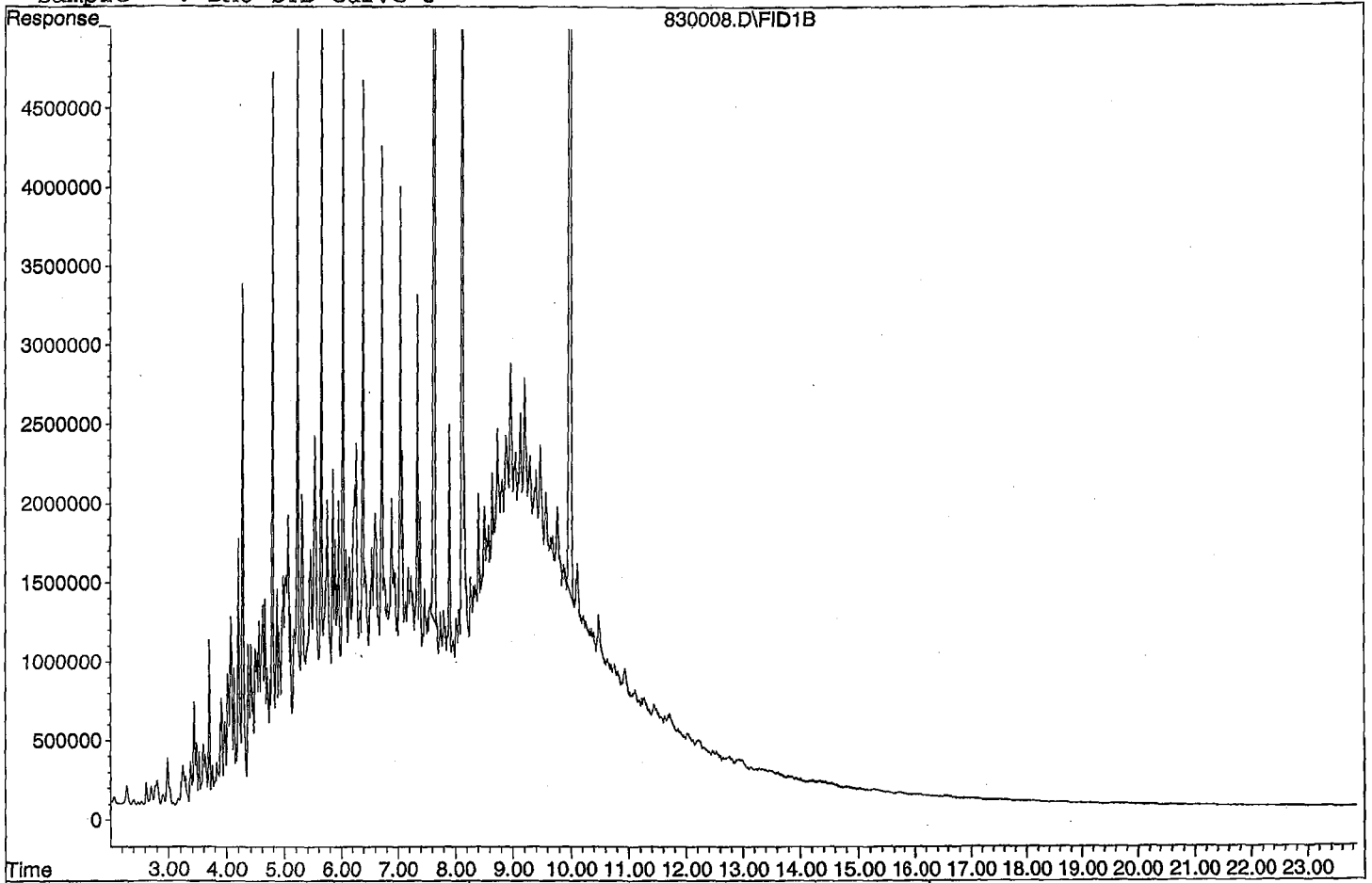
Compound	R.T.	Response	Conc Units
System Monitoring Compounds			
3) SA Ortho-Terphenyl(S)	7.63	246979512	47.666 ppb
Surrogate Spike 30.000		Recovery =	158.89%
4) SA Octacosane(S)	9.99	187654879	48.707 ppb
Surrogate Spike 30.000		Recovery =	162.36%
Target Compounds			
1) HATM Diesel (C10-C24)	6.54	3956253906	979.466 ppb
2) HBTM Motor Oil (C24-C40)	15.55	2987558435	1001.733 ppb

Target Compounds

Quantitation Report

Data File: G:\APOLLO\DATA\210830\830008.D

Sample : DMO STD Curve 5



Data File : G:\APOLLO\DATA\210830\830009.D Vial: 9
 Acq On : 8-30-21 16:45:57 Operator: KA
 Sample : DMO STD Curve 6 Inst : Apollo
 Misc : water Multiplr: 1.00
 IntFile : events.e
 Quant Time: Sep 8 12:55 2021 Quant Results File: DOC0830.RES

Method : G:\APOLLO\DATA\210830\DOC0830.M (Chemstation Integrator)
 Title : 8015 B&C
 Last Update : Tue Aug 31 09:20:02 2021
 Response via : Multiple Level Calibration

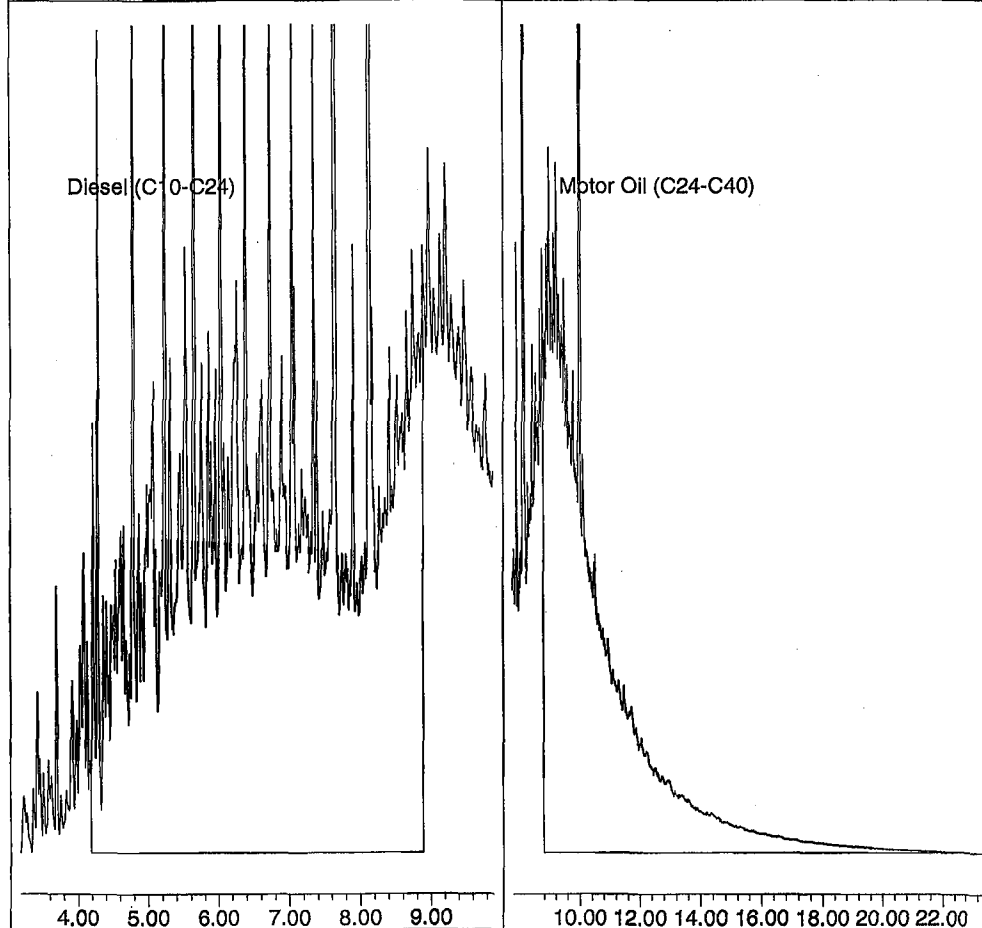
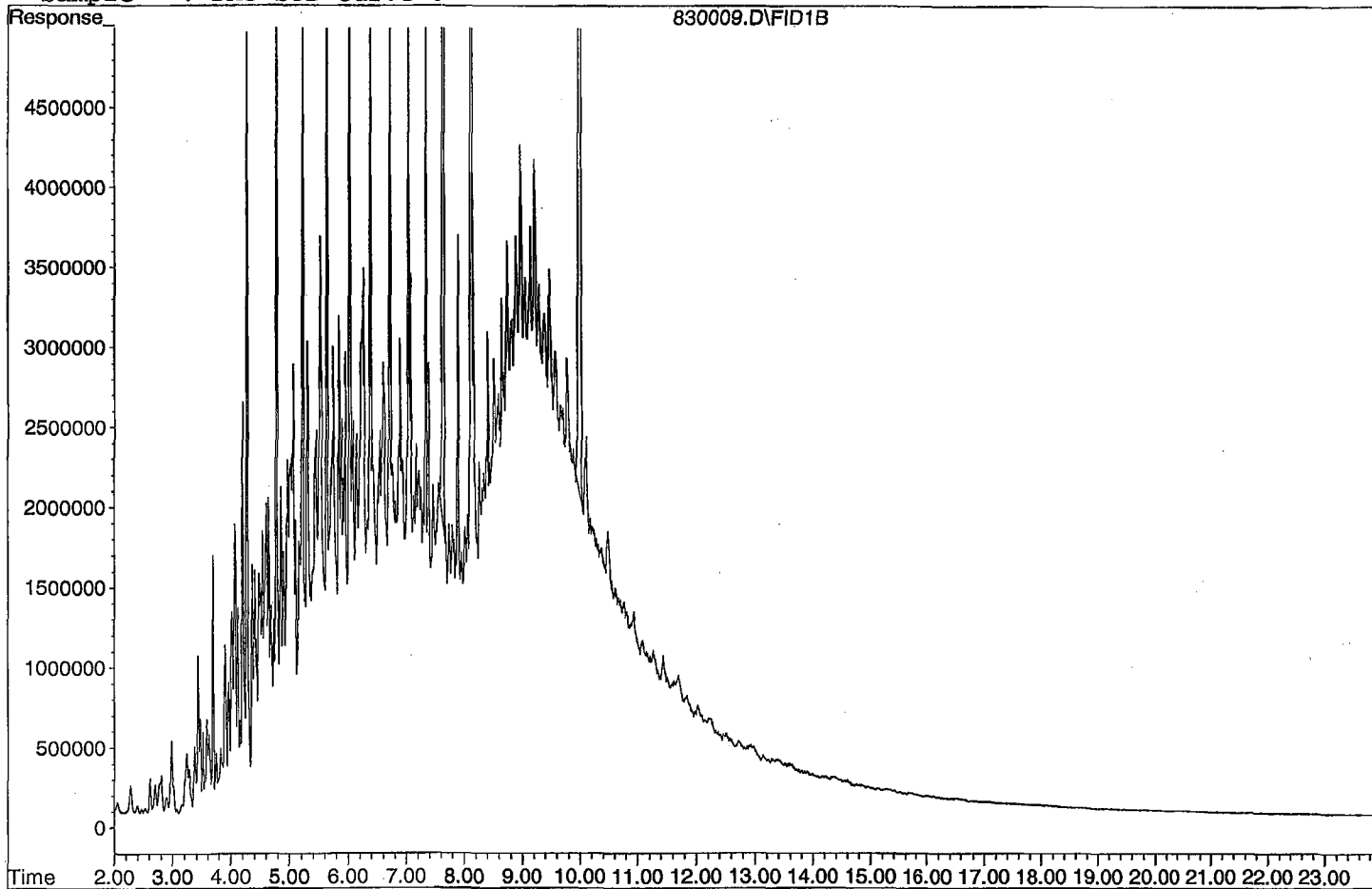
Volume Inj. : 2UL
 Signal Phase : DB-5
 Signal Info : FID02A

Compound	R.T.	Response	Conc Units
System Monitoring Compounds			
3) SA Ortho-Terphenyl(S)	7.63	362896579	70.038 ppb
Surrogate Spike 30.000		Recovery =	233.46%
4) SA Octacosane(S)	10.00	279638971	72.582 ppb
Surrogate Spike 30.000		Recovery =	241.94%
Target Compounds			
1) HATM Diesel (C10-C24)	6.54	5958866170	1475.261 ppb
2) HBTM Motor Oil (C24-C40)	15.55	4398400914	1478.604 ppb
Target Compounds			

Quantitation Report

Data File: G:\APOLLO\DATA\210830\830009.D

Sample : DMO STD Curve 6



Quantitation Report (Not Reviewed)

Data File : G:\APOLLO\DATA\210830\830010.D Vial: 10
 Acq On : 8-30-21 17:14:26 Operator: KA
 Sample : DMO STD Curve 7 Inst : Apollo
 Misc : water Multiplr: 1.00
 IntFile : events.e
 Quant Time: Sep 8 12:55 2021 Quant Results File: DOC0830.RES

Method : G:\APOLLO\DATA\210830\DOC0830.M (Chemstation Integrator)
 Title : 8015 B&C
 Last Update : Tue Aug 31 09:20:02 2021
 Response via : Multiple Level Calibration

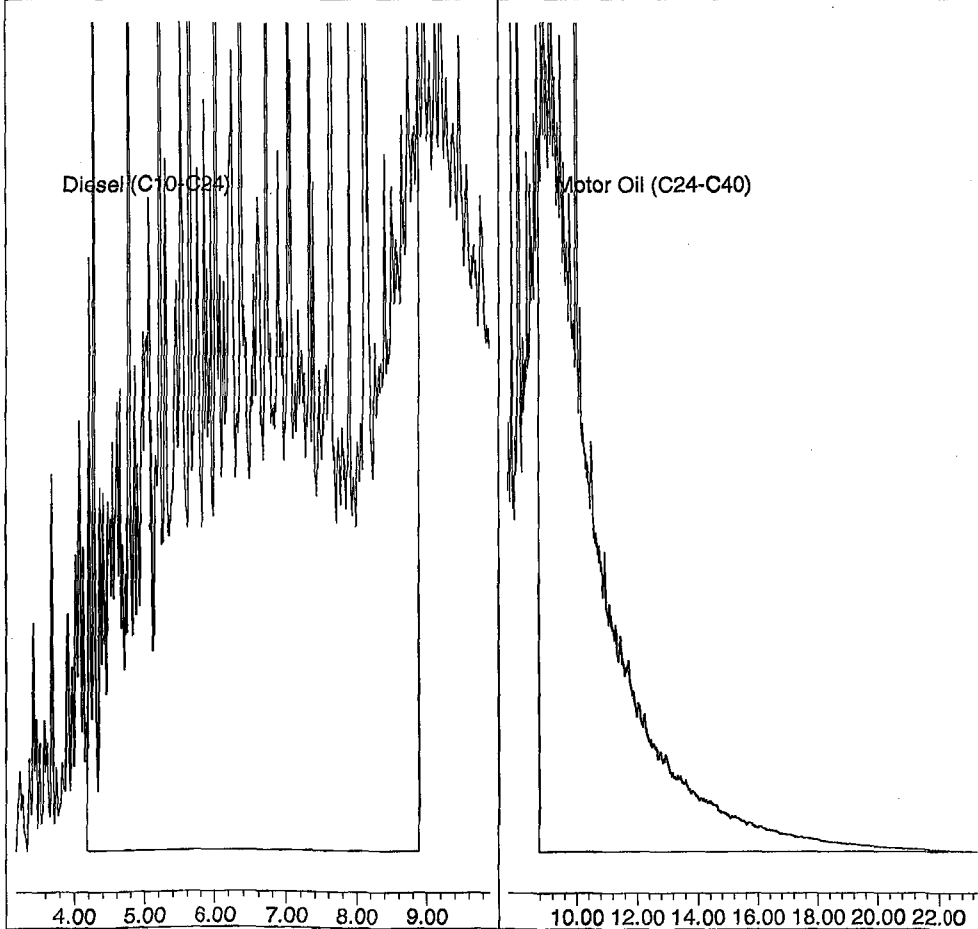
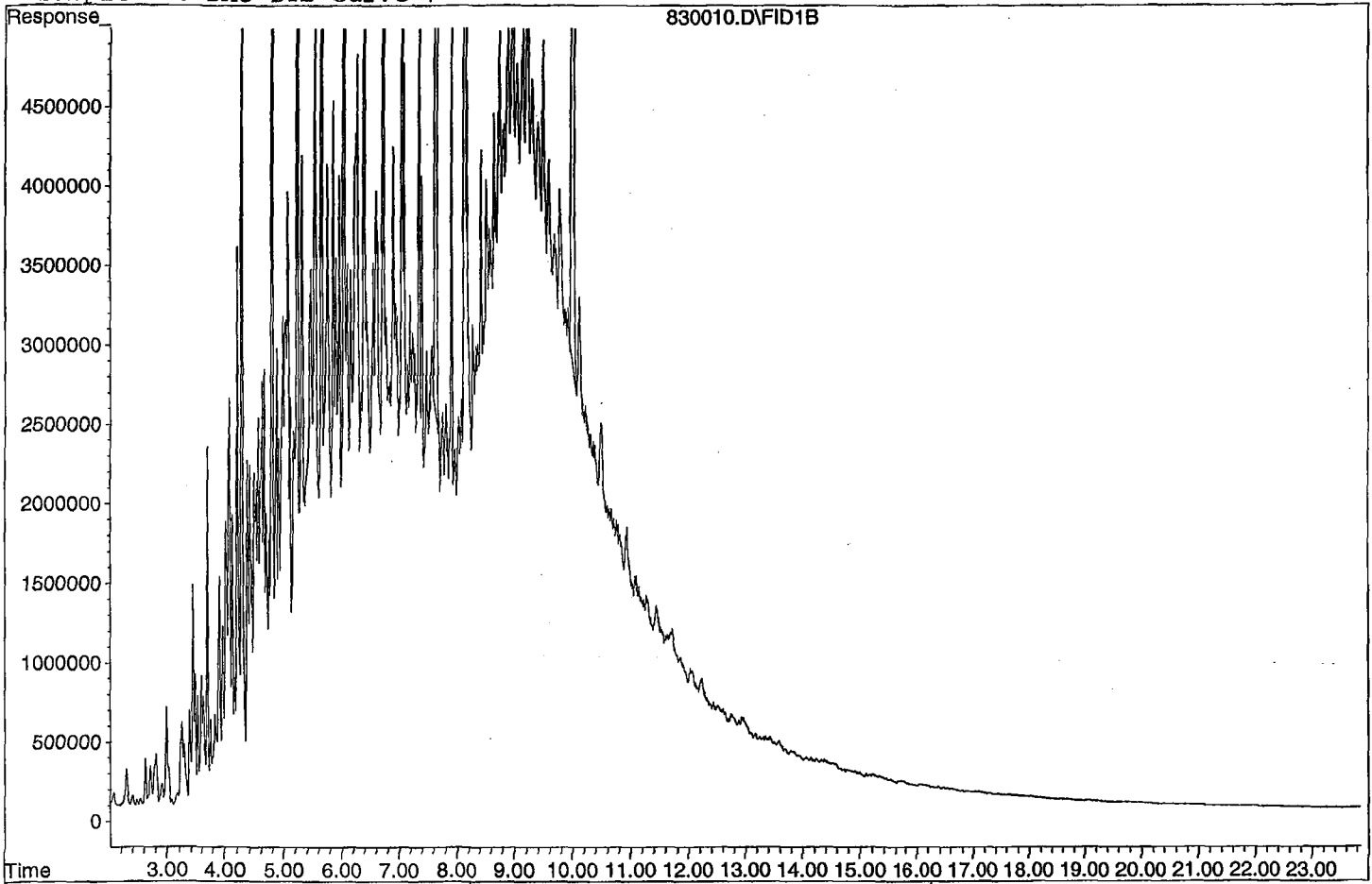
Volume Inj. : 2UL
 Signal Phase : DB-5
 Signal Info : FID02A

Compound	R.T.	Response	Conc Units
System Monitoring Compounds			
3) SA Ortho-Terphenyl(S)	7.64	513272150	99.060 ppb
Surrogate Spike 30.000		Recovery =	330.20%
4) SA Octacosane(S)	10.00	385350648	100.020 ppb
Surrogate Spike 30.000		Recovery =	333.40%
Target Compounds			
1) HATM Diesel (C10-C24)	6.54	8322428096	2060.418 ppb
2) HBTM Motor Oil (C24-C40)	15.55	6000685216	2020.183 ppb

Target Compounds

Quantitation Report

Data File: G:\APOLLO\DATA\210830\830010.D
Sample : DMO STD Curve 7



TPH Extractables
DOC0831

Form 7

Second Source Calibration

Lab Name: APPL, Inc.

SDG No: _____

Case No: _____

Date Analyzed: 8/30/2021

Matrix: Water

Instrument: Apollo

Initial Cal. Date: 8/30/2021

Data File: 830011.D

		Compound	MEAN	CCRF	%D		%Drift
1	HATM	Diesel (C10-C24)	2019600	2221630	10	HATM	
2	HBTM	Motor Oil (C24-C40)	2035830	1633780	20	HBTML	7.2
3							
4							
5							
6							
7							
8							
9							
10							
11							
12							
13							
14							
15							
16							
17							
18							
19							
20							
21							
22							
23							
24							
25							
26							
27							
28							
29							
30							
31							
32							
33							
34							
35							
36							
37							
38							
39							
40		Average			15.0		

Quantitation Report (Not Reviewed)

Data File : G:\APOLLO\DATA\210830\830011.D Vial: 11
 Acq On : 8-30-21 17:43:02 Operator: KA
 Sample : DMO Second Source Inst : Apollo
 Misc : water Multiplr: 1.00
 IntFile : events.e
 Quant Time: Sep 8 12:55 2021 Quant Results File: DOC0830.RES

Method : G:\APOLLO\DATA\210830\DOC0830.M (Chemstation Integrator)
 Title : 8015 B&C
 Last Update : Tue Aug 31 09:20:02 2021
 Response via : Multiple Level Calibration

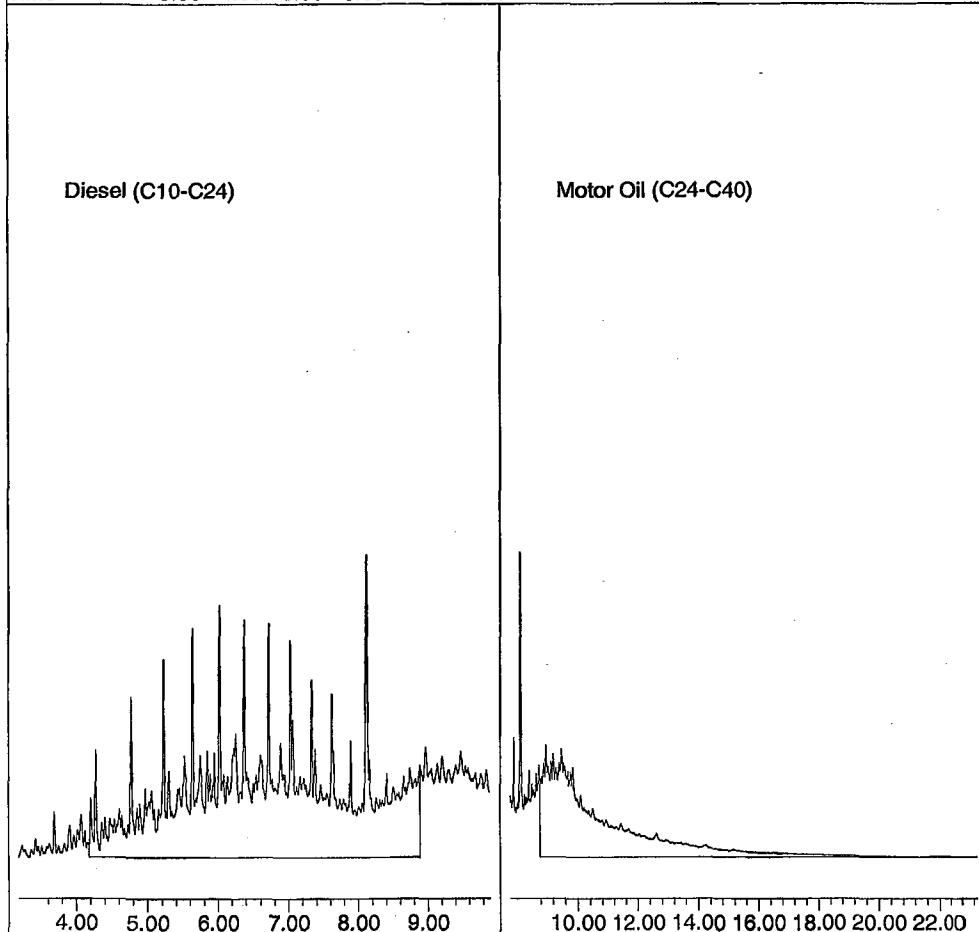
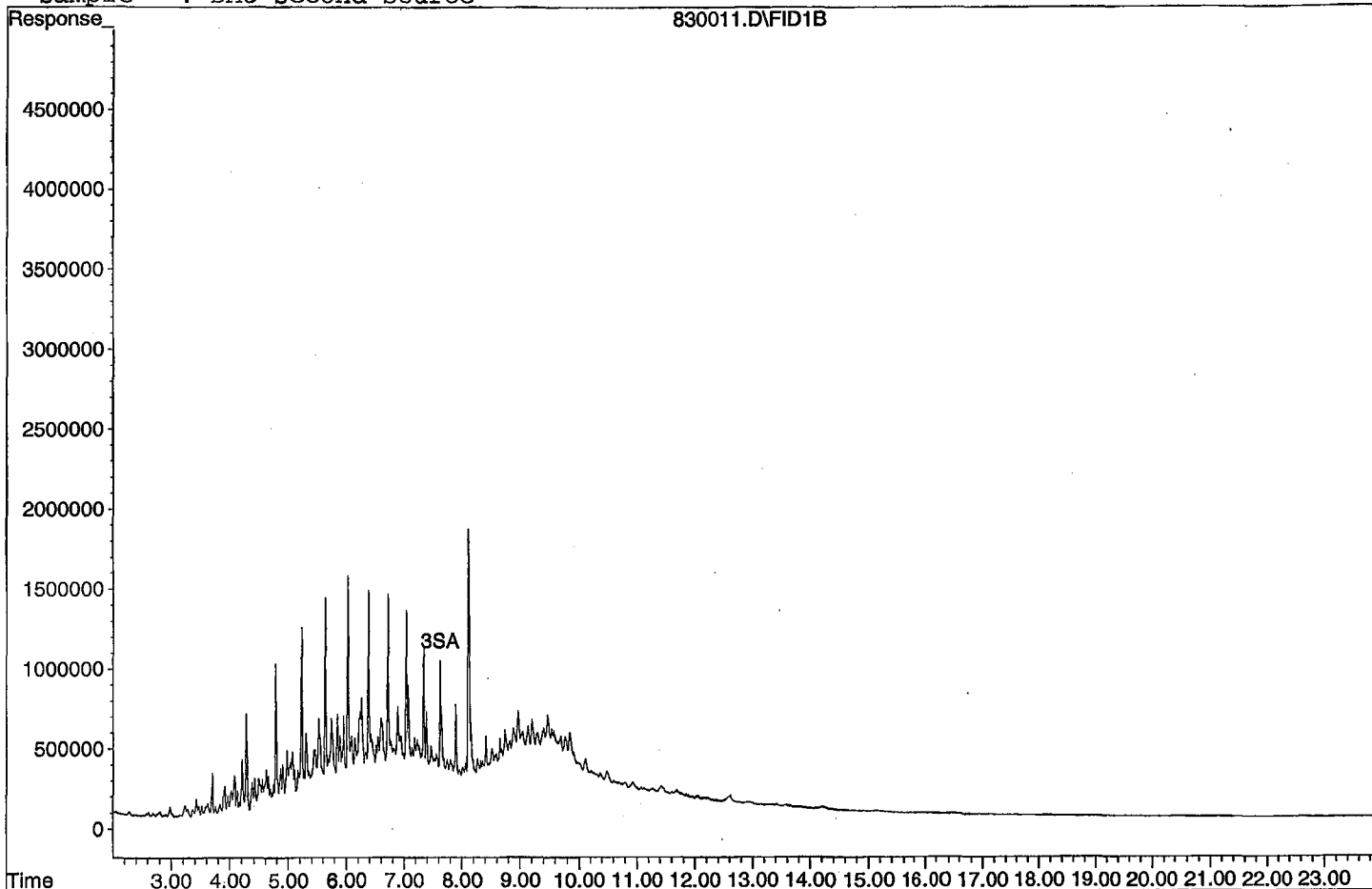
Volume Inj. : 2UL
 Signal Phase : DB-5
 Signal Info : FID02A

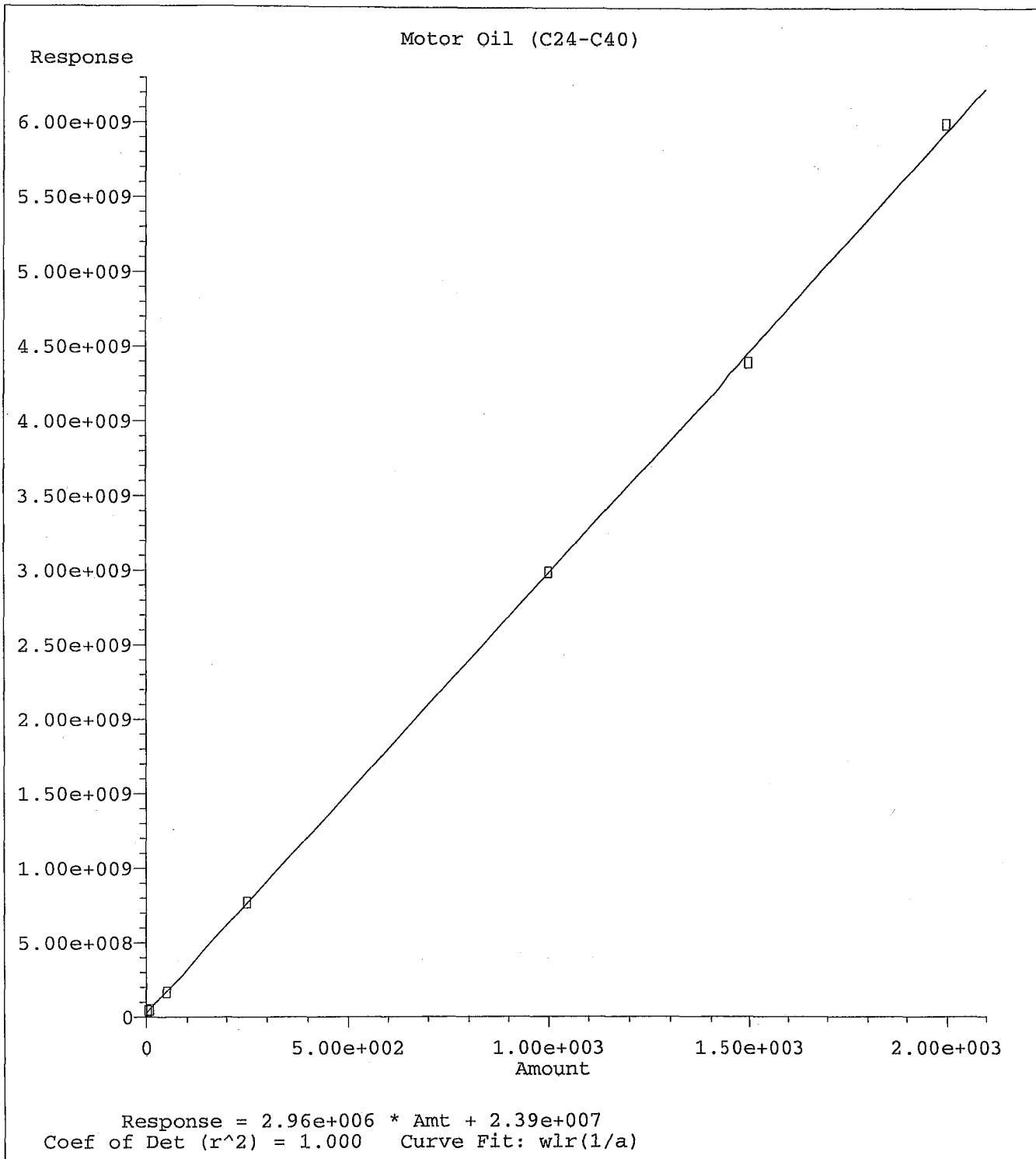
Compound	R.T.	Response	Conc Units
System Monitoring Compounds			
3) SA Ortho-Terphenyl(S)	7.62	4475122	0.864 ppb
Surrogate Spike 30.000		Recovery =	2.88%
4) SA Octacosane(S)	9.98	-56148	N.D. ppb
Surrogate Spike 30.000		Recovery =	0.00%
Target Compounds			
1) HATM Diesel (C10-C24)	6.54	1110816428	275.009 ppb
2) HBTM Motor Oil (C24-C40)	15.55	816892430	268.039 ppb

Target Compounds

Quantitation Report

Data File: G:\APOLLO\DATA\210830\830011.D
Sample : DMO Second Source





Method Name: G:\APOLLO\DATA\210830\DOC0830.M
 Calibration Table Last Updated: Tue Aug 31 09:20:02 2021

TPH Extractables
DEC0911

Form 6
Initial Calibration

Lab Name: APPL, Inc.
Case No: _____
Matrix: Water

SDG No: _____
Initial Cal. Date: 9/11/2021
Instrument: Apollo

Initials: KA

911002.D 911003.D 911004.D 911005.D 911006.D 911007.D

	Compound	1	2	3	4	5	6					Avg	%RSD	Type	r ²	Q
1	SC Decanoic Acid(S)	883995	1084261	1313446	1384667	1522107	1509937					1283069	20	SC		*
2																
3																
4																
5																
6																
7																
8																
9																
10																
11																
12																
13																
14																
15																
16																
17																
18																
19																
20																
21																
22																
23																
24																
25																
26																
27																
28																
29																
30																
31																
32																
33																
34																
35																

0.562142

Quantitation Report (Not Reviewed)

Data File : G:\APOLLO\DATA\210911\911002.D Vial: 2
 Acq On : 9-11-21 10:22:53 Operator: KA
 Sample : Decanoic Acid STD 1 Inst : Apollo
 Misc : water Multiplr: 1.00
 IntFile : events.e
 Quant Time: Sep 13 9:30 2021 Quant Results File: DEC0911.RES

Method : G:\APOLLO\DATA\210808\DEC0911.M (Chemstation Integrator)
 Title : 8015 B&C
 Last Update : Mon Sep 13 09:30:16 2021
 Response via : Multiple Level Calibration

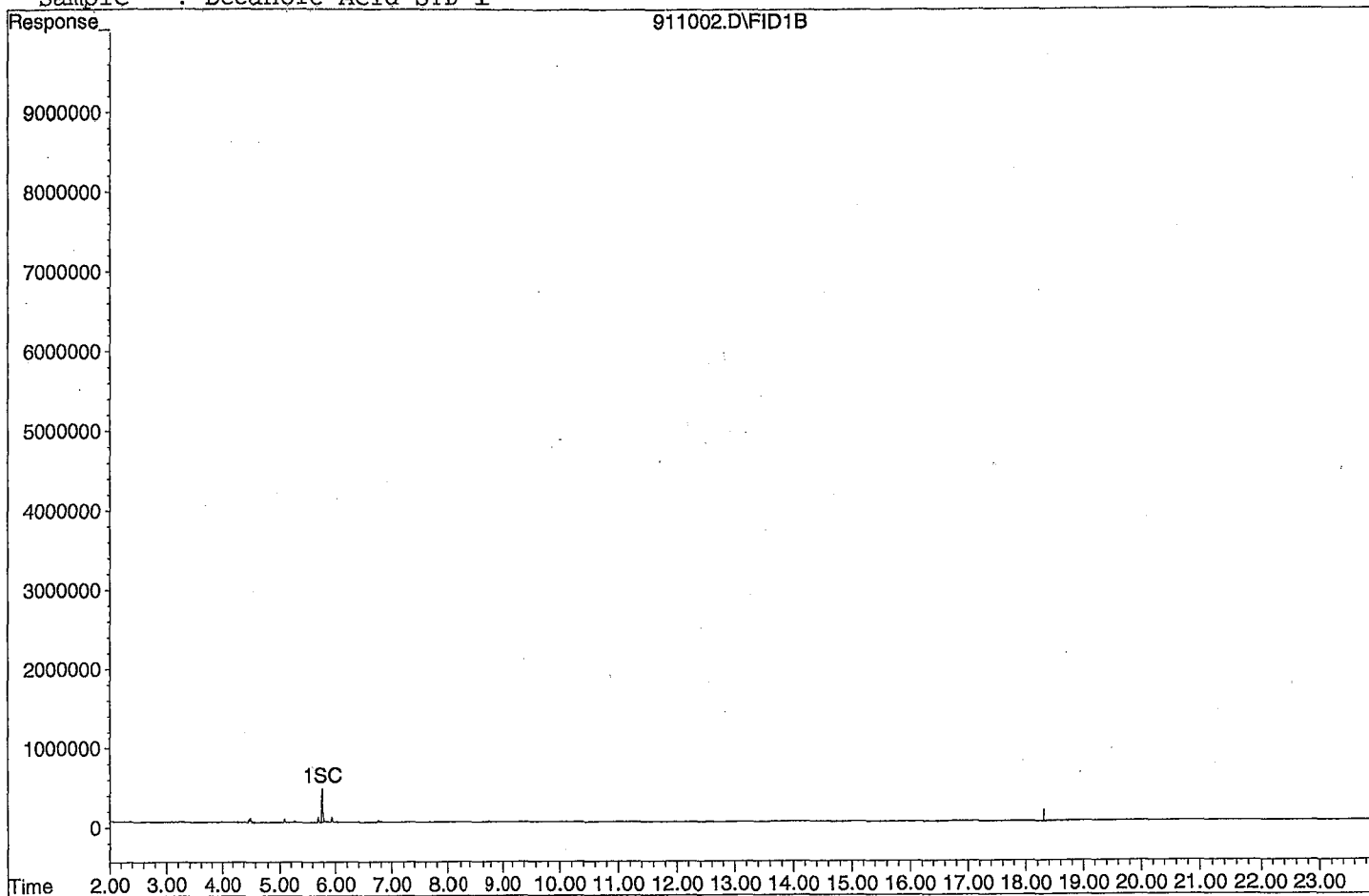
Volume Inj. : 2UL
 Signal Phase : DB-5
 Signal Info : FID02A

Compound	R.T.	Response	Conc Units
System Monitoring Compounds			
1) SC Decanoic Acid(S)	5.77	5303968	2.067 ppb
Surrogate Spike 24.000		Recovery =	8.61%
Target Compounds			
Target Compounds			

Quantitation Report

Data File: G:\APOLLO\DATA\210911\911002.D

Sample : Decanoic Acid STD 1



Data File : G:\APOLLO\DATA\210911\911003.D Vial: 3
 Acq On : 9-11-21 10:51:11 Operator: KA
 Sample : Decanoic Acid STD 2 Inst : Apollo
 Misc : water Multiplr: 1.00
 IntFile : events.e
 Quant Time: Sep 23 17:12 2021 Quant Results File: DEC0911.RES

Method : G:\APOLLO\DATA\210808\DEC0911.M (Chemstation Integrator)
 Title : 8015 B&C
 Last Update : Mon Sep 13 09:30:16 2021
 Response via : Multiple Level Calibration

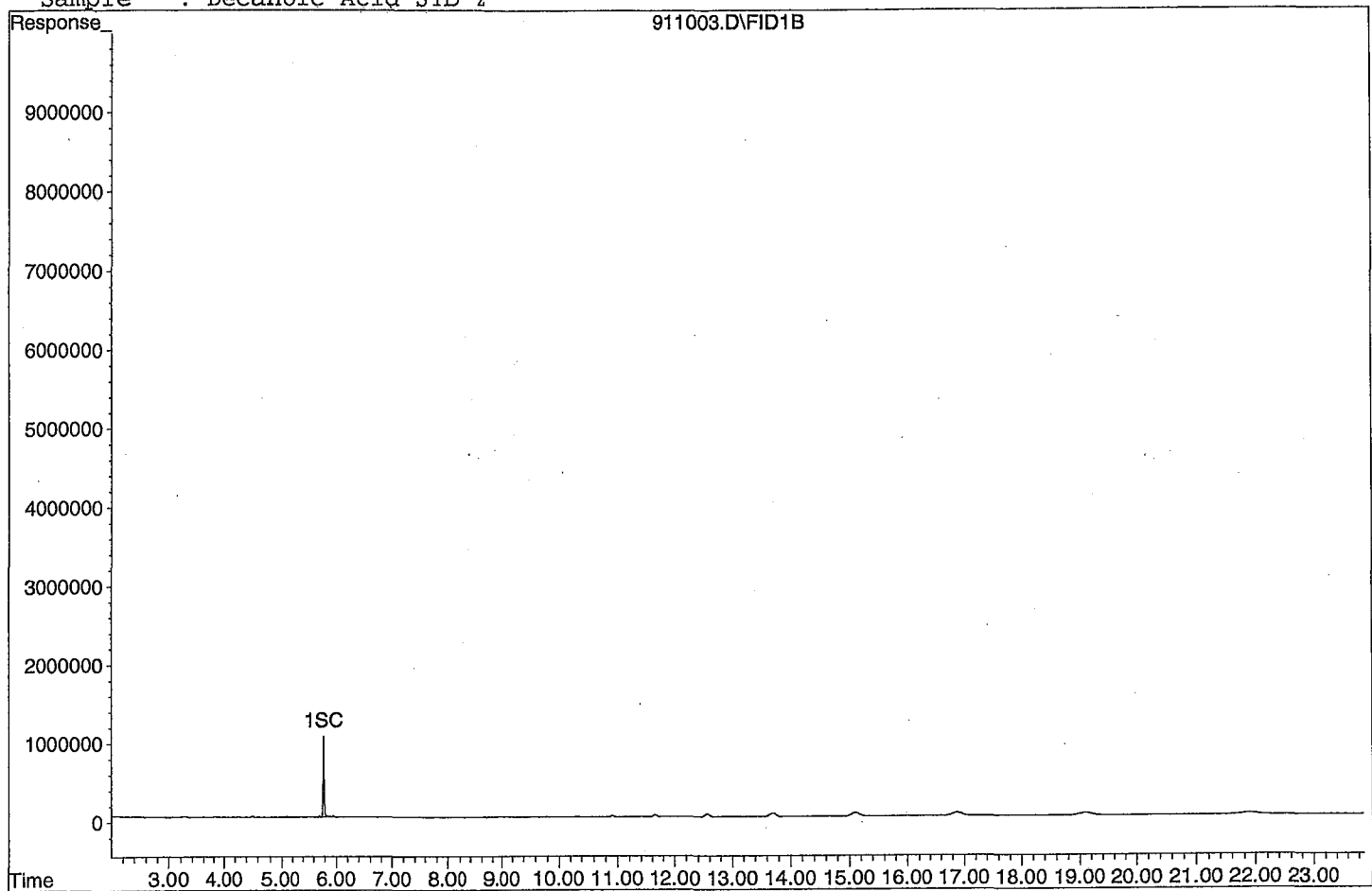
Volume Inj. : 2UL
 Signal Phase : DB-5
 Signal Info : FID02A

Compound	R.T.	Response	Conc Units
System Monitoring Compounds			
1) SC Decanoic Acid(S)	5.77	13011132	5.070 ppb
Surrogate Spike 24.000		Recovery =	21.13%
Target Compounds			
Target Compounds			

Quantitation Report

Data File: G:\APOLLO\DATA\210911\911003.D

Sample : Decanoic Acid STD 2



Data File : G:\APOLLO\DATA\210911\911004.D Vial: 4
 Acq On : 9-11-21 11:19:39 Operator: KA
 Sample : Decanoic Acid STD 3 Inst : Apollo
 Misc : water Multiplr: 1.00
 IntFile : events.e
 Quant Time: Sep 23 17:12 2021 Quant Results File: DEC0911.RES

Method : G:\APOLLO\DATA\210808\DEC0911.M (Chemstation Integrator)
 Title : 8015 B&C
 Last Update : Mon Sep 13 09:30:16 2021
 Response via : Multiple Level Calibration

Volume Inj. : 2UL
 Signal Phase : DB-5
 Signal Info : FID02A

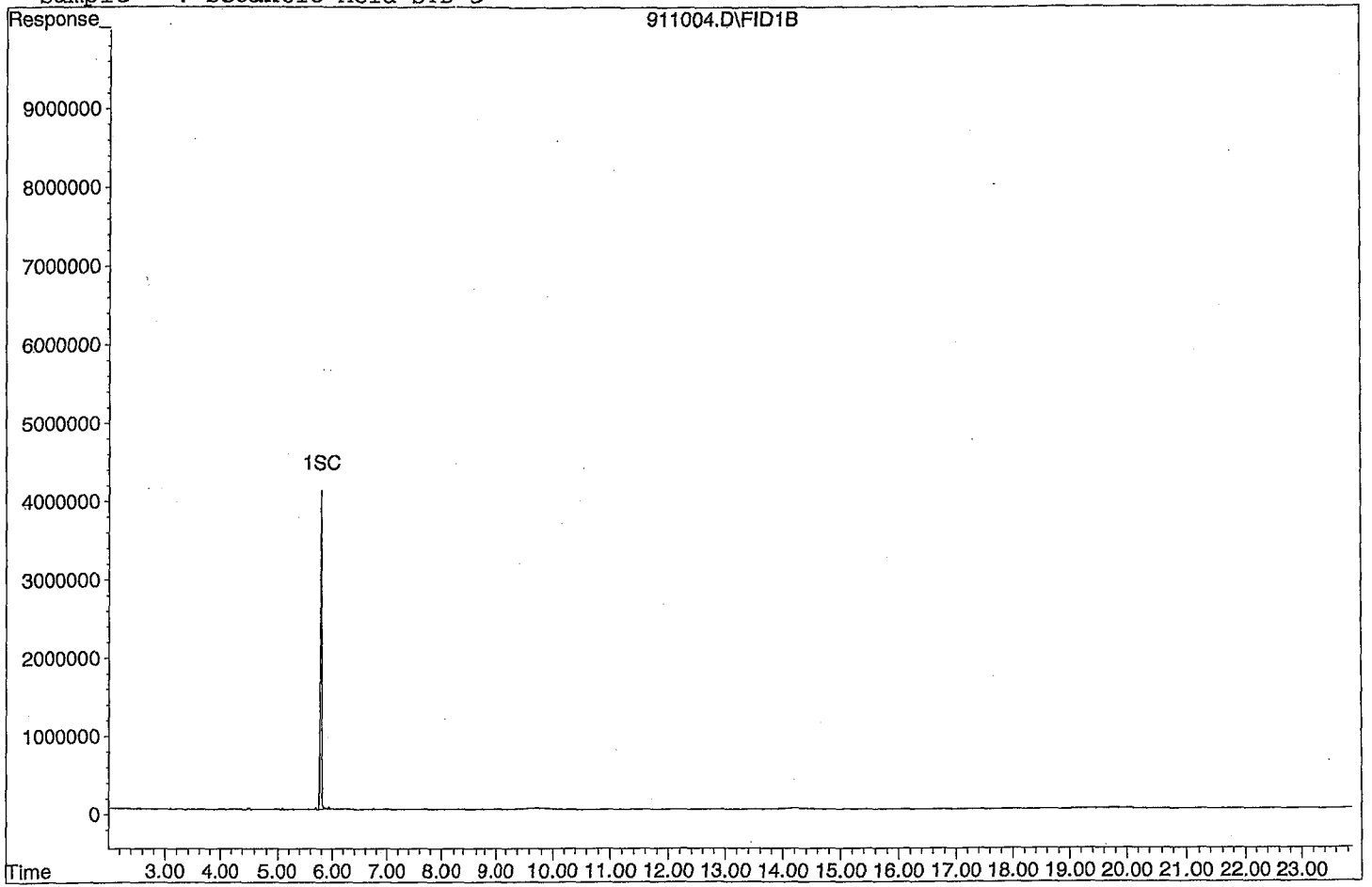
Compound	R.T.	Response	Conc Units

System Monitoring Compounds			
1) SC Decanoic Acid(S)	5.79	63045408	24.568 ppb
Surrogate Spike 24.000		Recovery =	102.37%
Target Compounds			
Target Compounds			

Quantitation Report

Data File: G:\APOLLO\DATA\210911\911004.D

Sample : Decanoic Acid STD 3



Data File : G:\APOLLO\DATA\210911\911005.D Vial: 5
 Acq On : 9-11-21 11:48:04 Operator: KA
 Sample : Decanoic Acid STD 4 Inst : Apollo
 Misc : water Multiplr: 1.00
 IntFile : events.e
 Quant Time: Sep 23 17:12 2021 Quant Results File: DEC0911.RES

Method : G:\APOLLO\DATA\210808\DEC0911.M (Chemstation Integrator)
 Title : 8015 B&C
 Last Update : Mon Sep 13 09:30:16 2021
 Response via : Multiple Level Calibration

Volume Inj. : 2UL
 Signal Phase : DB-5
 Signal Info : FID02A

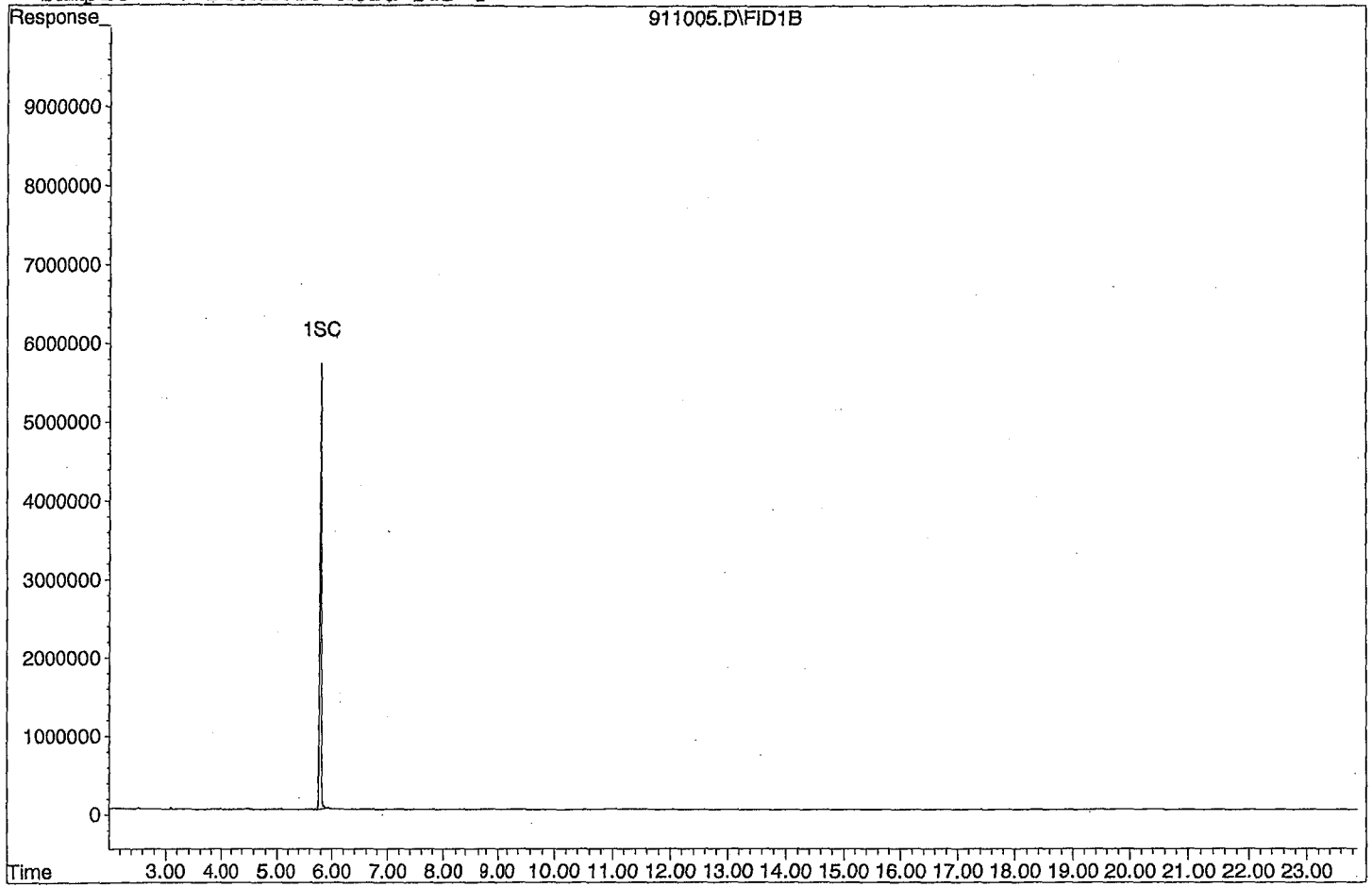
Compound	R.T.	Response	Conc Units
System Monitoring Compounds			
1) SC Decanoic Acid(S)	5.80	99696015	38.851 ppb
Surrogate Spike 24.000		Recovery =	161.88%

Target Compounds

Target Compounds

Quantitation Report

Data File: G:\APOLLO\DATA\210911\911005.D
Sample : Decanoic Acid STD 4



Data File : G:\APOLLO\DATA\210911\911006.D Vial: 6
 Acq On : 9-11-21 12:16:37 Operator: KA
 Sample : Decanoic Acid STD 5 Inst : Apollo
 Misc : water Multiplr: 1.00
 IntFile : events.e
 Quant Time: Sep 23 17:12 2021 Quant Results File: DEC0911.RES

Method : G:\APOLLO\DATA\210808\DEC0911.M (Chemstation Integrator)
 Title : 8015 B&C
 Last Update : Mon Sep 13 09:30:16 2021
 Response via : Multiple Level Calibration

Volume Inj. : 2UL
 Signal Phase : DB-5
 Signal Info : FID02A

Compound	R.T.	Response	Conc Units
----------	------	----------	------------

System Monitoring Compounds			
1) SC Decanoic Acid(S)	5.81	146122260	56.942 ppb
Surrogate Spike 24.000		Recovery =	237.26%

Target Compounds

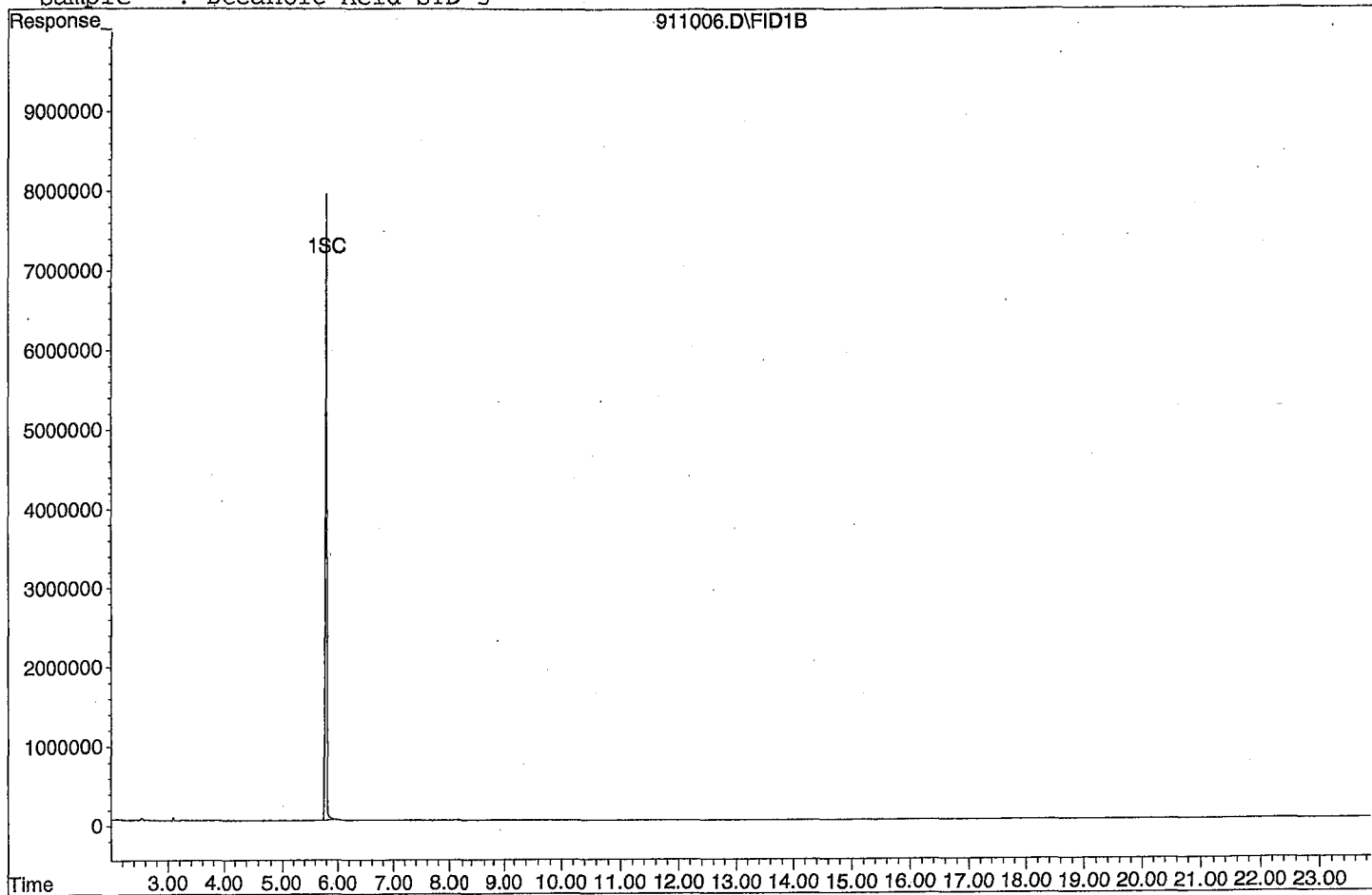
Target Compounds

Quantitation Report

Data File: G:\APOLLO\DATA\210911\911006.D

Sample : Decanoic Acid STD 5

911006.D\FID1B



Data File : G:\APOLLO\DATA\210911\911007.D Vial: 7
 Acq On : 9-11-21 12:45:02 Operator: KA
 Sample : Decanoic Acid STD 6 Inst : Apollo
 Misc : water Multiplr: 1.00
 IntFile : events.e
 Quant Time: Sep 23 17:12 2021 Quant Results File: DEC0911.RES

Method : G:\APOLLO\DATA\210808\DEC0911.M (Chemstation Integrator)
 Title : 8015 B&C
 Last Update : Mon Sep 13 09:30:16 2021
 Response via : Multiple Level Calibration

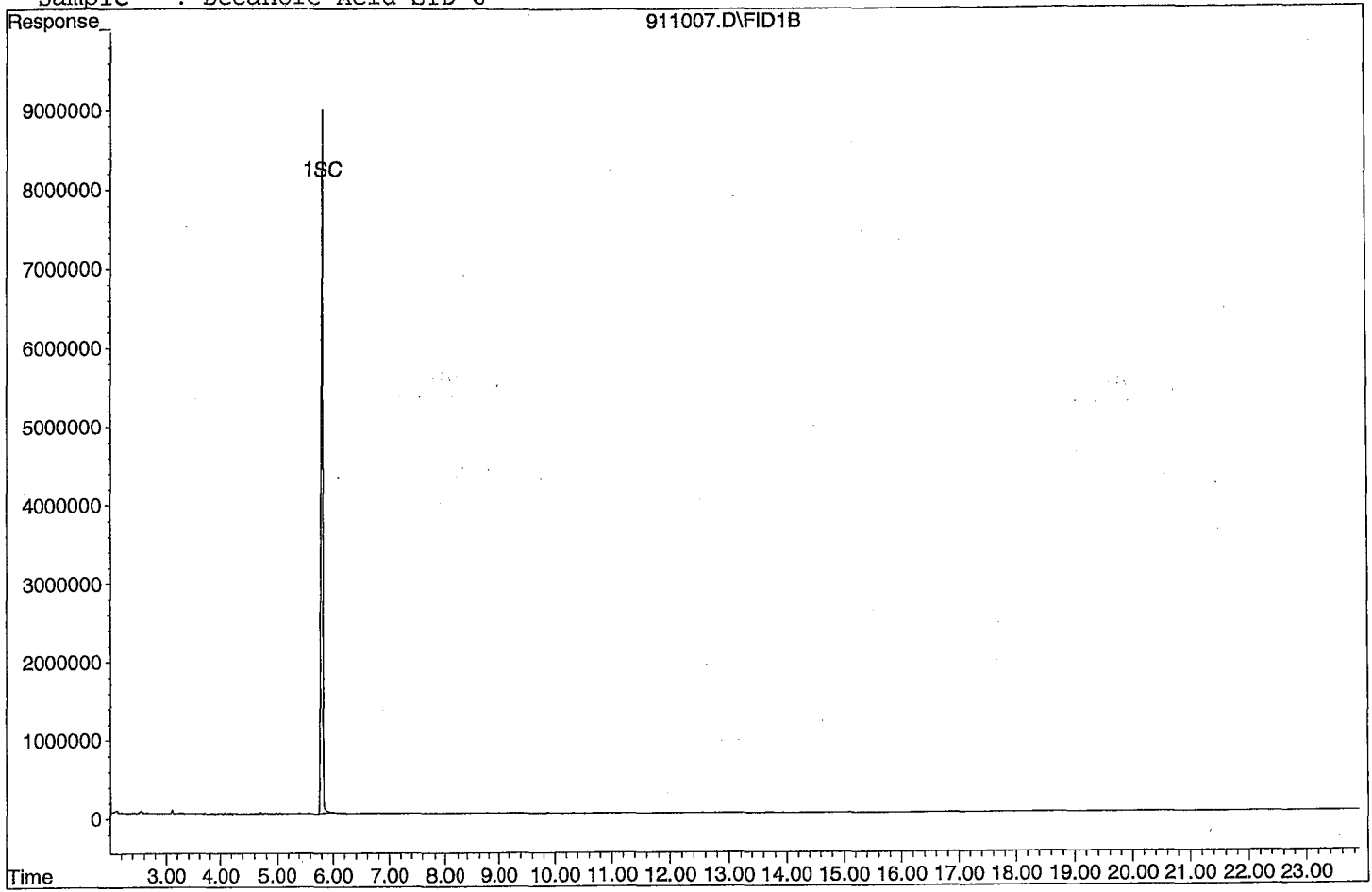
Volume Inj. : 2UL
 Signal Phase : DB-5
 Signal Info : FID02A

Compound	R.T.	Response	Conc Units
System Monitoring Compounds			
1) SC Decanoic Acid(S)	5.81	181192435	70.609 ppb
Surrogate Spike 24.000		Recovery =	294.20%
Target Compounds			
Target Compounds			

Quantitation Report

Data File: G:\APOLLO\DATA\210911\911007.D

Sample : Decanoic Acid STD 6



TPH Extractables
DOC0831

Form 7

Continuing Calibration

Lab Name: APPL, Inc.

SDG No: _____

Case No: _____

Date Analyzed: 10/15/2021

Matrix: Water

Instrument: Apollo

Initial Cal. Date: 8/30/2021

Data File: 1015003.D

		Compound	MEAN	CCRF	%D	%Drift	
1	HATM	Diesel (C10-C24)	2019600	1889430	6.4	HATM	
2	HBTM	Motor Oil (C24-C40)	2035830	1373260	33	HBTML	8.0
3	SA	Ortho-Terphenyl(S)	2590720	2275610	12	SA	
4	SA	Octacosane(S)	1926380	1735880	9.9	SA	
5							
6							
7							
8							
9							
10							
11							
12							
13							
14							
15							
16							
17							
18							
19							
20							
21							
22							
23							
24							
25							
26							
27							
28							
29							
30							
31							
32							
33							
34							
35							
36							
37							
38							
39							
40							

Average

15.3

Data File : G:\APOLLO\DATA\211015\1015003.D Vial: 3
 Acq On : 10-15-21 15:32:44 Operator: KA
 Sample : DMO CCV LVL5 STD Inst : Apollo
 Misc : water Multiplr: 1.00
 IntFile : events.e
 Quant Time: Nov 15 10:58 2021 Quant Results File: DOC0831.RES

Method : G:\APOLLO\DATA\210830\DOC0831.M (Chemstation Integrator)
 Title : 8015 B&C
 Last Update : Mon Nov 22 10:47:59 2021
 Response via : Multiple Level Calibration

Volume Inj. : 2UL
 Signal Phase : DB-5
 Signal Info : FID02A

Compound	R.T.	Response	Conc Units

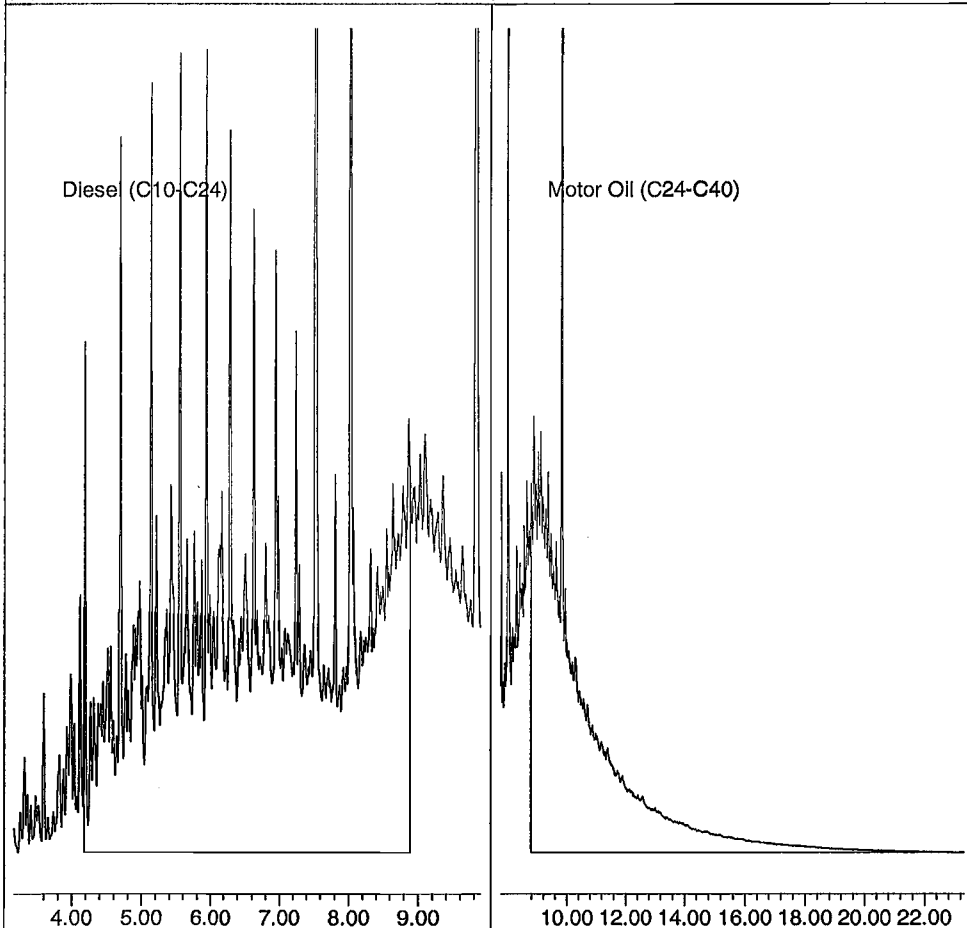
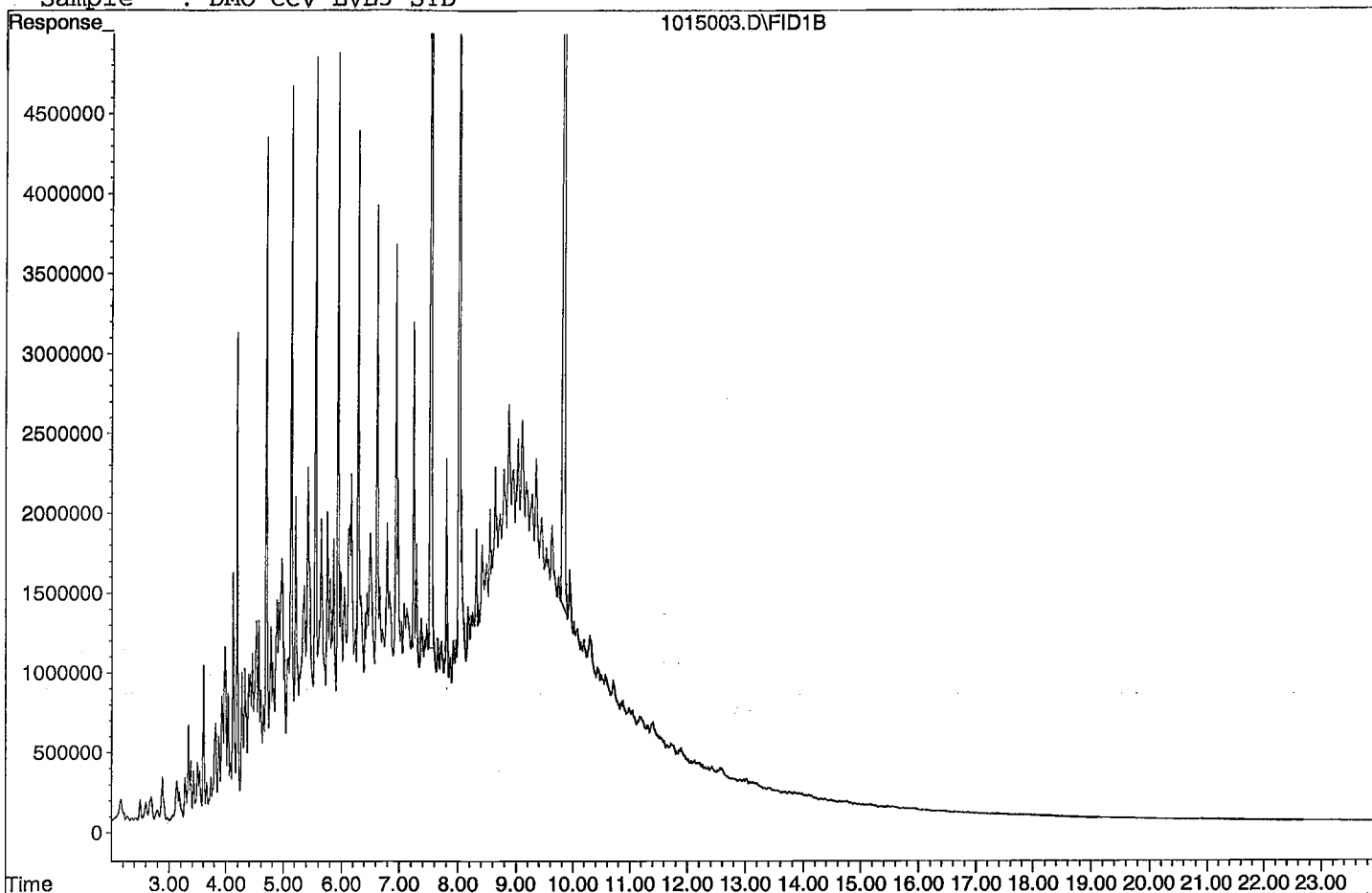
System Monitoring Compounds			
3) SA Ortho-Terphenyl(S)	7.53	227561097	43.919 ppb
Surrogate Spike 30.000		Recovery =	146.40%
4) SA Octacosane(S)	9.83	173587935	45.056 ppb
Surrogate Spike 30.000		Recovery =	150.19%
Target Compounds			
1) HATM Diesel (C10-C24)	6.54	3778853770	935.547 ppb
2) HBTM Motor Oil (C24-C40)	15.55	2746521637	920.262 ppb

Target Compounds

Quantitation Report

Data File: G:\APOLLO\DATA\211015\1015003.D

Sample : DMO CCV LVL5 STD



TPH Extractables
DEC0911

Form 7
Continuing Calibration

Lab Name: APPL, Inc.
Case No: _____
Matrix: Water

SDG No: _____
Date Analyzed: 10/15/2021
Instrument: Apollo
Initial Cal. Date: 9/11/2021
Data File: 1015004.D

	Compound	MEAN	CCRF	%D	%Drift
1	SC Decanoic Acid(S)	1283070	1220230	4.9	SC
2					
3					
4					
5					
6					
7					
8					
9					
10					
11					
12					
13					
14					
15					
16					
17					
18					
19					
20					
21					
22					
23					
24					
25					
26					
27					
28					
29					
30					
31					
32					
33					
34					
35					
36					
37					
38					
39					
40					

Average

4.9

Data File : G:\APOLLO\DATA\211015\1015004.D Vial: 4
 Acq On : 10-15-21 16:00:56 Operator: KA
 Sample : Decanoic Acid CCV 10/08/21 Inst : Apollo
 Misc : water Multiplr: 1.00
 IntFile : events.e
 Quant Time: Nov 15 10:37 2021 Quant Results File: DEC0911.RES

Method : G:\APOLLO\DATA\210911\DEC0911.M (Chemstation Integrator)
 Title : 8015 B&C
 Last Update : Fri Nov 05 10:50:06 2021
 Response via : Multiple Level Calibration

Volume Inj. : 2UL
 Signal Phase : DB-5
 Signal Info : FID02A


Compound	R.T.	Response	Conc Units
----------	------	----------	------------

System Monitoring Compounds			
1) SC Decanoic Acid(S)	5.72f	87856736	34.237 ppb
Surrogate Spike 24.000	Recovery	=	142.65%

Target Compounds

Target Compounds

File : G:\APOLLO\DATA\211015\1015004.D
Operator : KA
Acquired : 10-15-21 16:00:56 using AcqMethod TPHSN.M
Instrument : Apollo
Sample Name: Decanoic Acid CCV 10/08/21
Misc Info : water
Vial Number: 4



TPH Extractables
DOC0831

Form 7

Continuing Calibration

Lab Name: APPL, Inc.
Case No: _____
Matrix: Water

SDG No: _____
Date Analyzed: 10/15/2021
Instrument: Apollo
Initial Cal. Date: 8/30/2021
Data File: 1015018.D

	Compound	MEAN	CCRF	%D	%Drift
1	HATM Diesel (C10-C24)	2019600	1885260	6.7	HATM
2	HBTM Motor Oil (C24-C40)	2035830	1341920	34	HBTML 10
3	SA Ortho-Terphenyl(S)	2590720	2283500	12	SA
4	SA Octacosane(S)	1926380	1726360	10	SA
5					
6					
7					
8					
9					
10					
11					
12					
13					
14					
15					
16					
17					
18					
19					
20					
21					
22					
23					
24					
25					
26					
27					
28					
29					
30					
31					
32					
33					
34					
35					
36					
37					
38					
39					
40	Average			15.7	

Data File : G:\APOLLO\DATA\211015\1015018.D Vial: 18
 Acq On : 10-15-21 22:36:21 Operator: KA
 Sample : DMO CCV LVL5 STD Inst : Apollo
 Misc : water Multiplr: 1.00
 IntFile : events.e
 Quant Time: Nov 15 11:52 2021 Quant Results File: DOC0831.RES

Method : G:\APOLLO\DATA\210830\DOC0831.M (Chemstation Integrator)
 Title : 8015 B&C
 Last Update : Mon Nov 22 10:47:59 2021
 Response via : Multiple Level Calibration

Volume Inj. : 2UL
 Signal Phase : DB-5
 Signal Info : FID02A

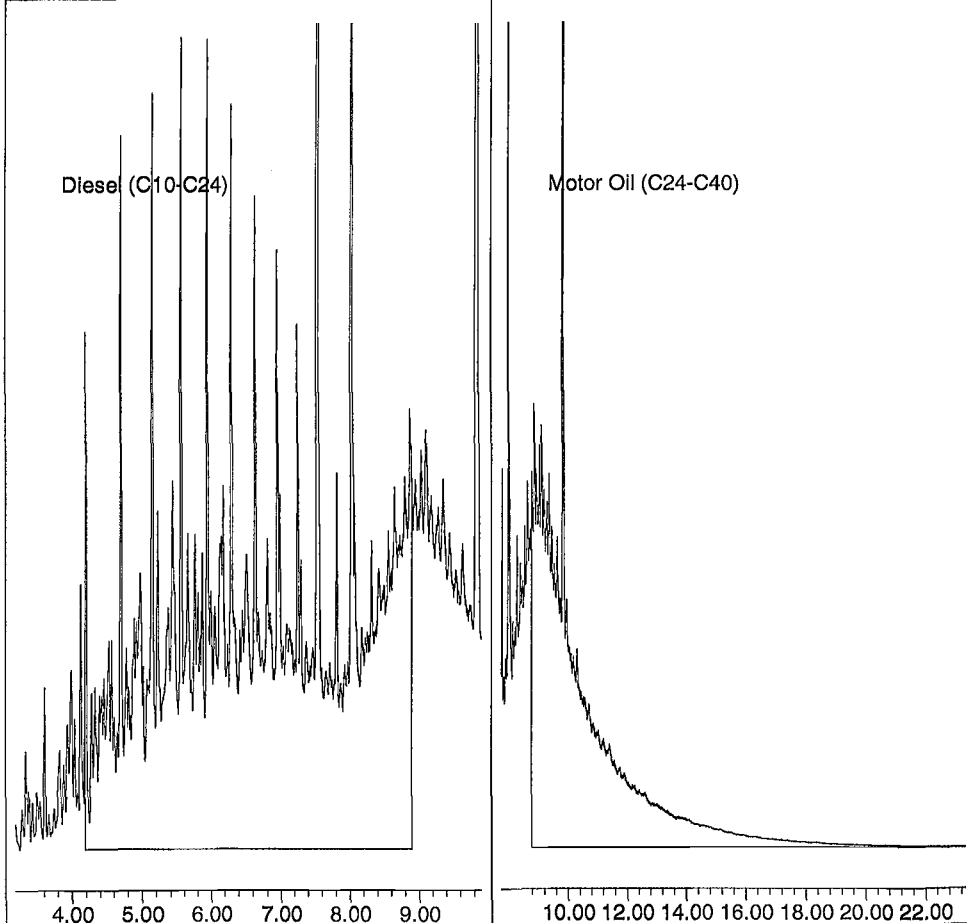
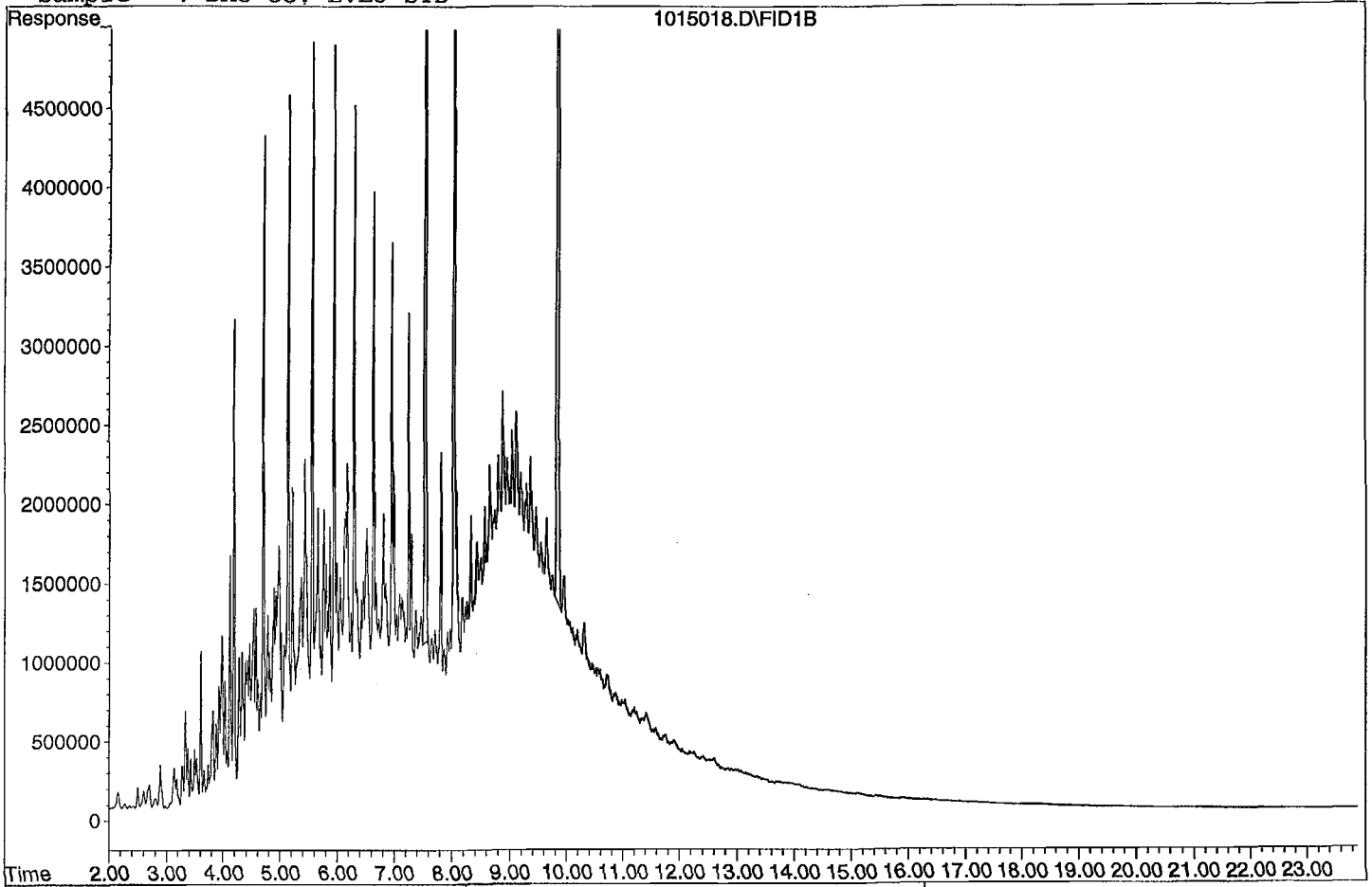
Compound	R.T.	Response	Conc Units
System Monitoring Compounds			
3) SA Ortho-Terphenyl(S)	7.53	228350136	44.071 ppb
Surrogate Spike 30.000		Recovery =	146.90%
4) SA Octacosane(S)	9.83	172635674	44.808 ppb
Surrogate Spike 30.000		Recovery =	149.36%
Target Compounds			
1) HATM Diesel (C10-C24)	6.54	3770529442	933.486 ppb
2) HBTM Motor Oil (C24-C40)	15.55	2683847472	899.078 ppb

Target Compounds

Quantitation Report

Data File: G:\APOLLO\DATA\211015\1015018.D

Sample : DMO CCV LVL5 STD



TPH Extractables
DEC0911

Form 7

Continuing Calibration

Lab Name: APPL, Inc.
Case No: _____
Matrix: Water

SDG No: _____
Date Analyzed: 10/15/2021
Instrument: Apollo
Initial Cal. Date: 9/11/2021
Data File: 1015019.D

		Compound	MEAN	CCRF	%D	%Drift
1	SC	Decanoic Acid(S)	1283070	1247000	2.8	SC
2						
3						
4						
5						
6						
7						
8						
9						
10						
11						
12						
13						
14						
15						
16						
17						
18						
19						
20						
21						
22						
23						
24						
25						
26						
27						
28						
29						
30						
31						
32						
33						
34						
35						
36						
37						
38						
39						
40						

Average

2.8

Data File : G:\APOLLO\DATA\211015\1015019.D Vial: 19
 Acq On : 10-15-21 23:04:25 Operator: KA
 Sample : Decanoic Acid CCV 10/08/21 Inst : Apollo
 Misc : water Multiplr: 1.00
 IntFile : events.e
 Quant Time: Nov 15 10:40 2021 Quant Results File: DEC0911.RES

Method : G:\APOLLO\DATA\210911\DEC0911.M (Chemstation Integrator)
 Title : 8015 B&C
 Last Update : Fri Nov 05 10:50:06 2021
 Response via : Multiple Level Calibration


Volume Inj. : 2UL
 Signal Phase : DB-5
 Signal Info : FID02A

Compound	R.T.	Response	Conc Units
System Monitoring Compounds			
1) SC Decanoic Acid(S)	5.72f	89784068	34.988 ppb
Surrogate Spike 24.000	Recovery	=	145.78%

Target Compounds

Target Compounds

File : G:\APOLLO\DATA\211015\1015019.D
Operator : KA
Acquired : 10-15-21 23:04:25 using AcqMethod TPHSN.M
Instrument : Apollo
Sample Name: Decanoic Acid CCV 10/08/21
Misc Info : water
Vial Number: 19



TPH Extractables
DOC0831

Form 7

Continuing Calibration

Lab Name: APPL, Inc.
Case No: _____
Matrix: Water

SDG No: _____
Date Analyzed: 10/16/2021
Instrument: Apollo
Initial Cal. Date: 8/30/2021
Data File: 1015022.D

		Compound	MEAN	CCRF	%D	%Drift	
1	HATM	Diesel (C10-C24)	2019600	1851290	8.3	HATM	
2	HBTM	Motor Oil (C24-C40)	2035830	1304100	36	HBTML	13
3	SA	Ortho-Terphenyl(S)	2590720	2240040	14	SA	
4	SA	Octacosane(S)	1926380	1695470	12	SA	
5							
6							
7							
8							
9							
10							
11							
12							
13							
14							
15							
16							
17							
18							
19							
20							
21							
22							
23							
24							
25							
26							
27							
28							
29							
30							
31							
32							
33							
34							
35							
36							
37							
38							
39							
40							

Average

17.6

Quantitation Report (Not Reviewed)

Data File : G:\APOLLO\DATA\211015\1015022.D Vial: 22
 Acq On : 10-16-21 0:28:37 Operator: KA
 Sample : DMO CCV LVL5 STD Inst : Apollo
 Misc : water Multiplr: 1.00
 IntFile : events.e
 Quant Time: Nov 15 11:01 2021 Quant Results File: DOC0831.RES

Method : G:\APOLLO\DATA\210830\DOC0831.M (Chemstation Integrator)
 Title : 8015 B&C
 Last Update : Mon Nov 22 10:47:59 2021
 Response via : Multiple Level Calibration

Volume Inj. : 2UL
 Signal Phase : DB-5
 Signal Info : FID02A

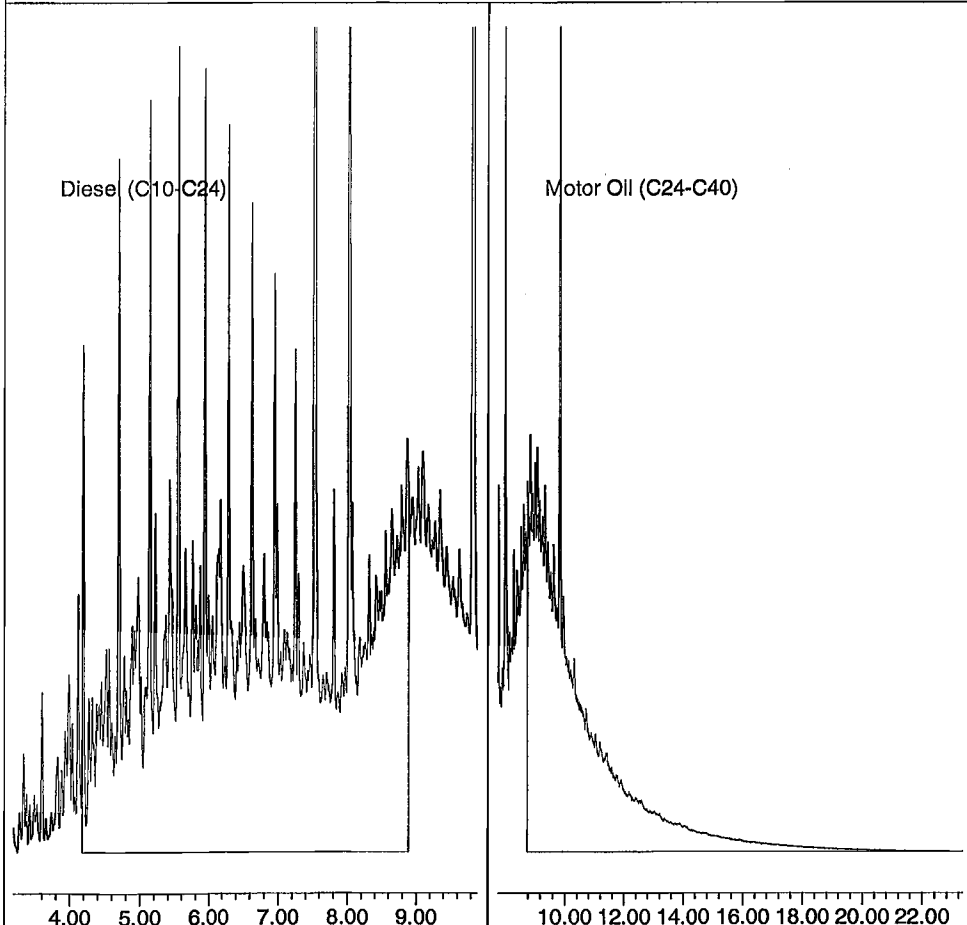
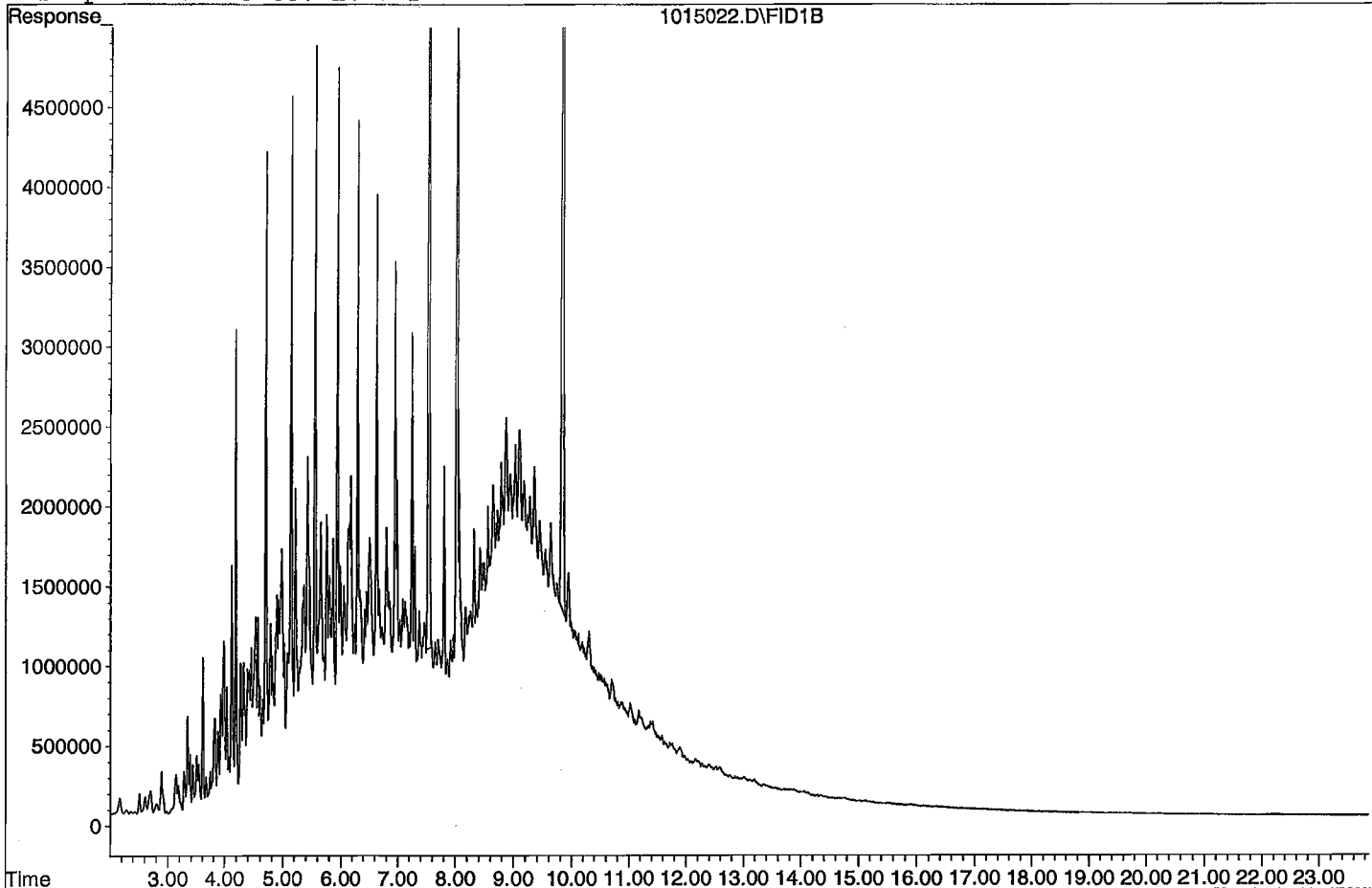
Compound	R.T.	Response	Conc Units
System Monitoring Compounds			
3) SA Ortho-Terphenyl(S)	7.53	224003959	43.232 ppb
Surrogate Spike 30.000		Recovery =	144.11%
4) SA Octacosane(S)	9.83	169546850	44.007 ppb
Surrogate Spike 30.000		Recovery =	146.69%
Target Compounds			
1) HATM Diesel (C10-C24)	6.54	3702578322	916.663 ppb
2) HBTM Motor Oil (C24-C40)	15.55	2608198434	873.508 ppb

Target Compounds

Quantitation Report

Data File: G:\APOLLO\DATA\211015\1015022.D

Sample : DMO CCV LVL5 STD



TPH Extractables
DEC0911

Form 7

Continuing Calibration

Lab Name: APPL, Inc.

SDG No: _____

Case No: _____

Date Analyzed: 10/16/2021

Matrix: Water

Instrument: Apollo

Initial Cal. Date: 9/11/2021

Data File: 1015023.D

		Compound	MEAN	CCRF	%D	%Drift
1	SC	Decanoic Acid(S)	1283070	1289540	0.50	SC
2						
3						
4						
5						
6						
7						
8						
9						
10						
11						
12						
13						
14						
15						
16						
17						
18						
19						
20						
21						
22						
23						
24						
25						
26						
27						
28						
29						
30						
31						
32						
33						
34						
35						
36						
37						
38						
39						
40						

Average

0.5

Data File : G:\APOLLO\DATA\211015\1015023.D Vial: 23
 Acq On : 10-16-21 0:56:39 Operator: KA
 Sample : Decanoic Acid CCV 10/08/21 Inst : Apollo
 Misc : water Multiplr: 1.00
 IntFile : events.e
 Quant Time: Nov 15 10:41 2021 Quant Results File: DEC0911.RES

Method : G:\APOLLO\DATA\210911\DEC0911.M (Chemstation Integrator)
 Title : 8015 B&C
 Last Update : Fri Nov 05 10:50:06 2021
 Response via : Multiple Level Calibration


Volume Inj. : 2UL
 Signal Phase : DB-5
 Signal Info : FID02A

Compound	R.T.	Response	Conc Units
System Monitoring Compounds			
1) SC Decanoic Acid(S)	5.72f	92846887	36.182 ppb
Surrogate Spike 24.000		Recovery =	150.76%

Target Compounds

Target Compounds

File : G:\APOLLO\DATA\211015\1015023.D
Operator : KA
Acquired : 10-16-21 0:56:39 using AcqMethod TPHSN.M
Instrument : Apollo
Sample Name: Decanoic Acid CCV 10/08/21
Misc Info : water
Vial Number: 23



ORGANICS
Raw Data

Data File : G:\APOLLO\DATA\211015\1015020.D Vial: 20
 Acq On : 10-15-21 23:32:30 Operator: KA
 Sample : BA42527W09 5/1030 SG Inst : Apollo
 Misc : water Multiplr: 4.85
 IntFile : events.e
 Quant Time: Nov 15 11:52 2021 Quant Results File: DOC0831.RES

Method : G:\APOLLO\DATA\210830\DOC0831.M (Chemstation Integrator)
 Title : 8015 B&C
 Last Update : Mon Nov 22 10:47:59 2021
 Response via : Multiple Level Calibration

Volume Inj. : 2UL
 Signal Phase : DB-5
 Signal Info : FID02A

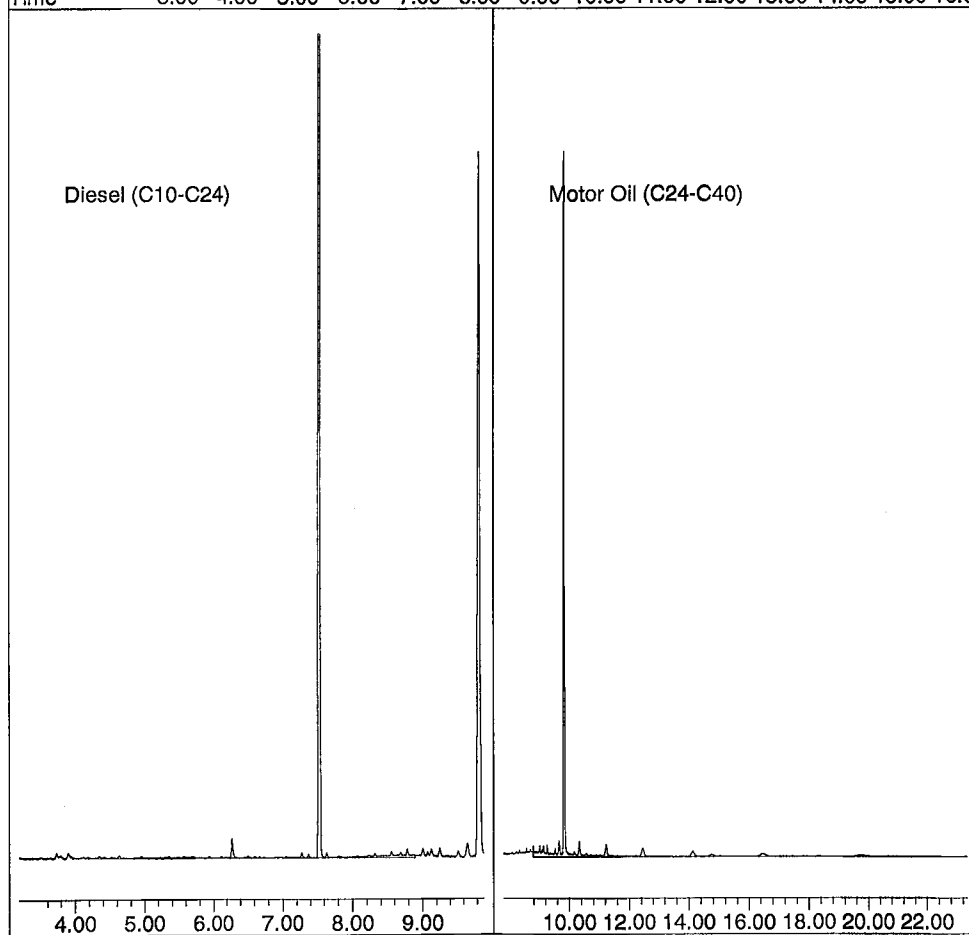
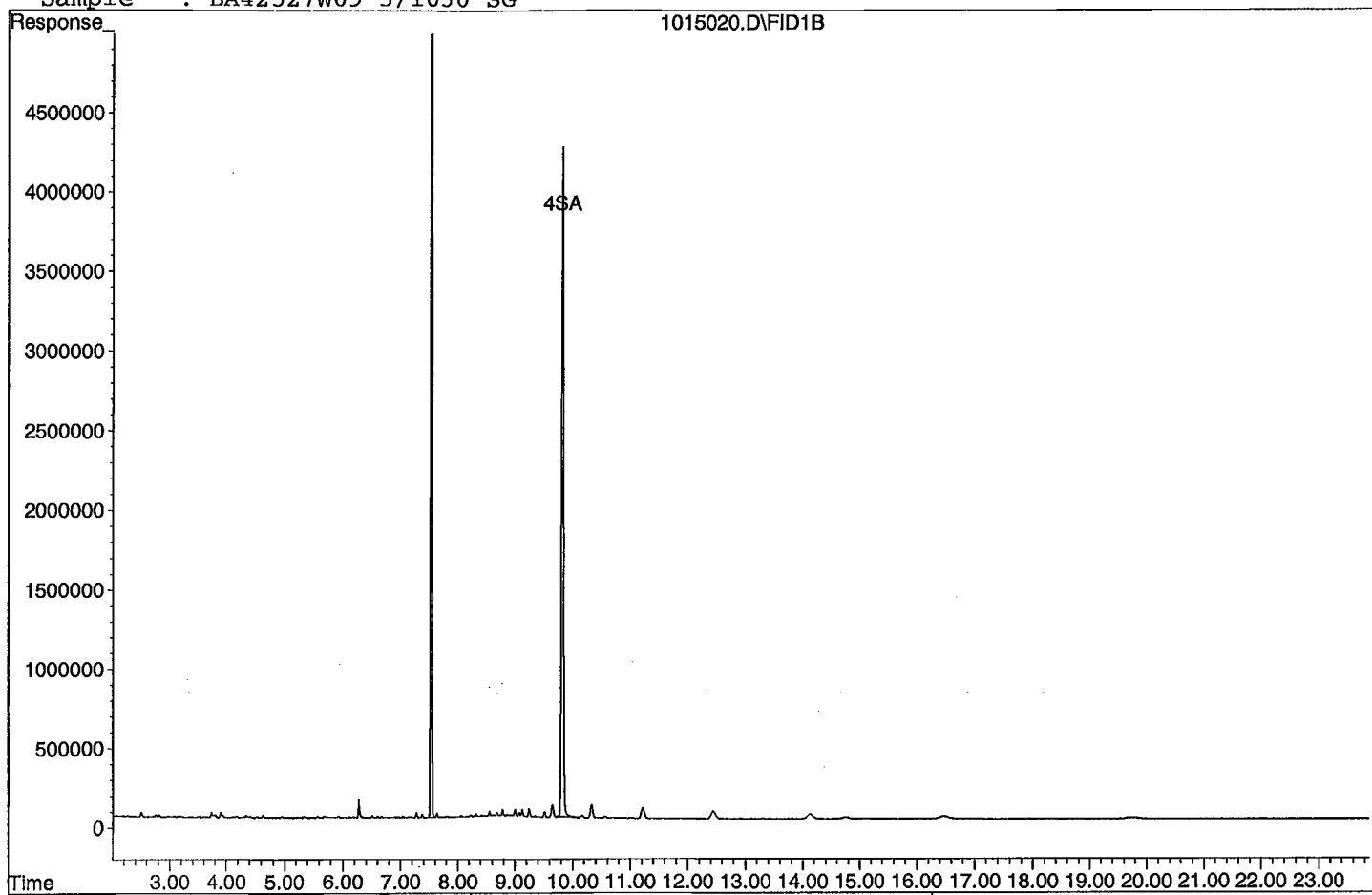
Compound	R.T.	Response	Conc Units
System Monitoring Compounds			
3) SA Ortho-Terphenyl(S)	7.53	127871424	119.800 ppb
Surrogate Spike 145.631		Recovery =	82.26%
4) SA Octacosane(S)	9.82	92748139	116.860 ppb
Surrogate Spike 145.631		Recovery =	80.24%
Target Compounds			
1) HATM Diesel (C10-C24)	6.54	19257497	23.144 ppb
2) HBTM Motor Oil (C24-C40)	15.55	62159140	62.794 ppb

Target Compounds

Quantitation Report

Data File: G:\APOLLO\DATA\211015\1015020.D

Sample : BA42527W09 5/1030 SG



Data File : G:\APOLLO\DATA\211015\1015021.D Vial: 21
 Acq On : 10-16-21 0:00:32 Operator: KA
 Sample : BA42528W07 5/1040 SG Inst : Apollo
 Misc : water Multiplr: 4.81
 IntFile : events.e
 Quant Time: Nov 15 12:26 2021 Quant Results File: DOC0831.RES

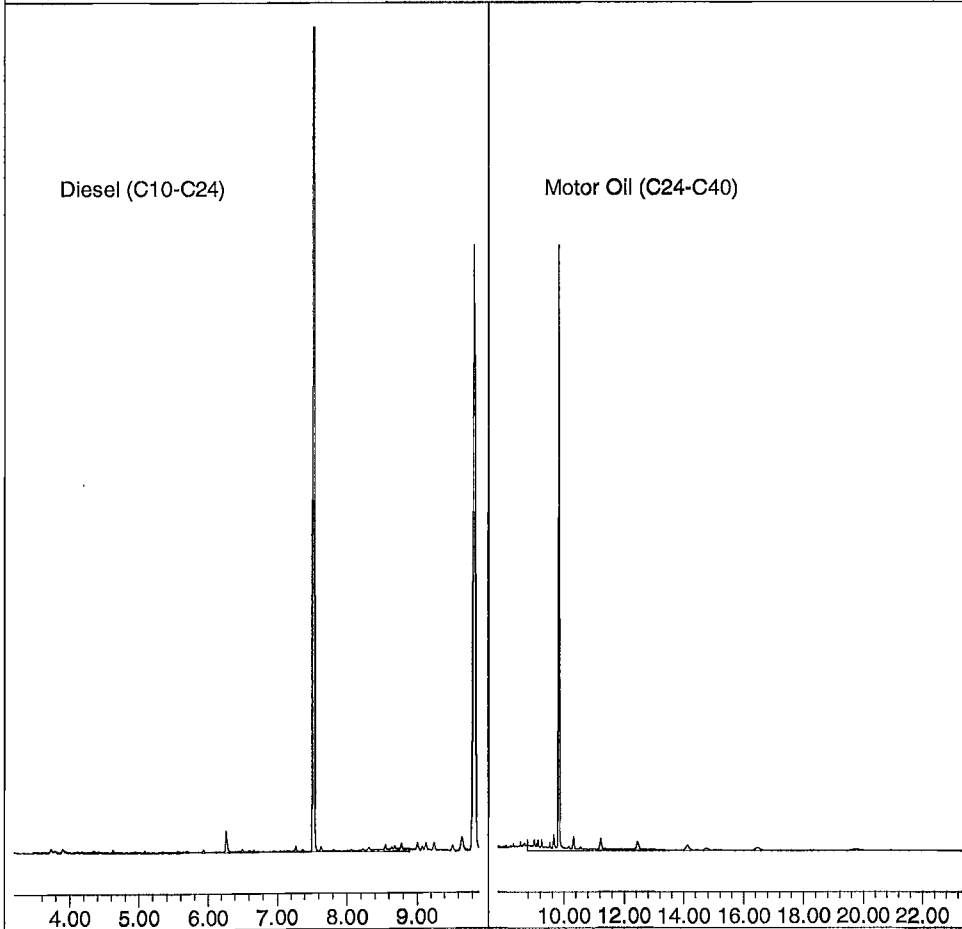
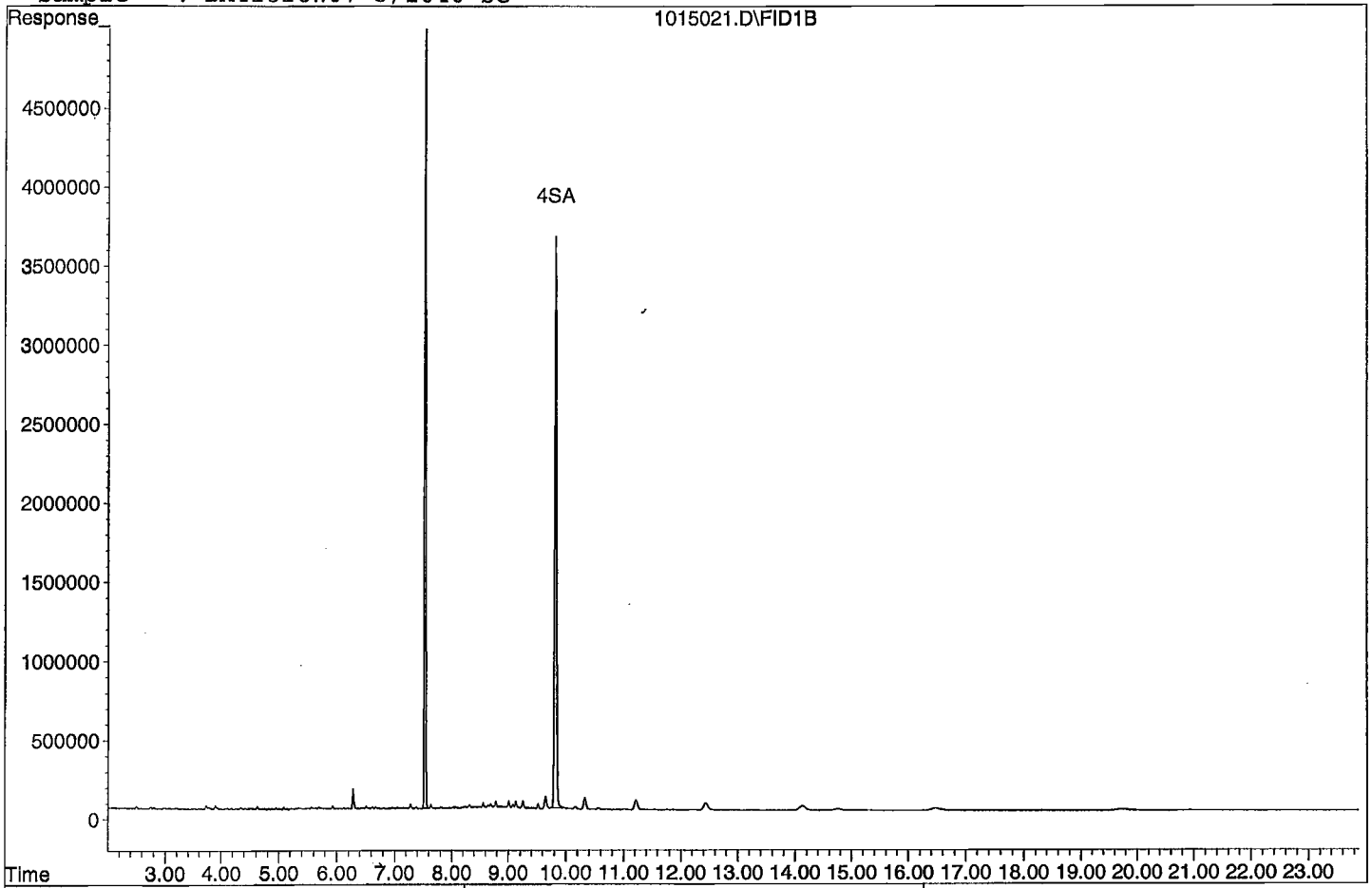
Method : G:\APOLLO\DATA\210830\DOC0831.M (Chemstation Integrator)
 Title : 8015 B&C
 Last Update : Mon Nov 22 10:47:59 2021
 Response via : Multiple Level Calibration

Volume Inj. : 2UL
 Signal Phase : DB-5
 Signal Info : FID02A

Compound	R.T.	Response	Conc Units
System Monitoring Compounds			
3) SA Ortho-Terphenyl(S)	7.53	113736544	105.533 ppb
Surrogate Spike 144.231		Recovery =	73.17%
4) SA Octacosane(S)	9.82	81603721	101.830 ppb
Surrogate Spike 144.231		Recovery =	70.60%
Target Compounds			
1) HATM Diesel (C10-C24)	6.54	22604395	26.905 ppb
2) HBTM Motor Oil (C24-C40)	15.55	68770590	72.934 ppb
Target Compounds			

Quantitation Report

Data File: G:\APOLLO\DATA\211015\1015021.D
Sample : BA42528W07 5/1040 SG



Data File : G:\APOLLO\DATA\211015\1015005.D Vial: 5
 Acq On : 10-15-21 16:29:11 Operator: KA
 Sample : 211011A BLK 5/1000 SG Inst : Apollo
 Misc : water Multiplr: 5.00
 IntFile : events.e
 Quant Time: Nov 15 11:26 2021 Quant Results File: DOC0831.RES

Method : G:\APOLLO\DATA\210830\DOC0831.M (Chemstation Integrator)
 Title : 8015 B&C
 Last Update : Mon Nov 22 10:47:59 2021
 Response via : Multiple Level Calibration

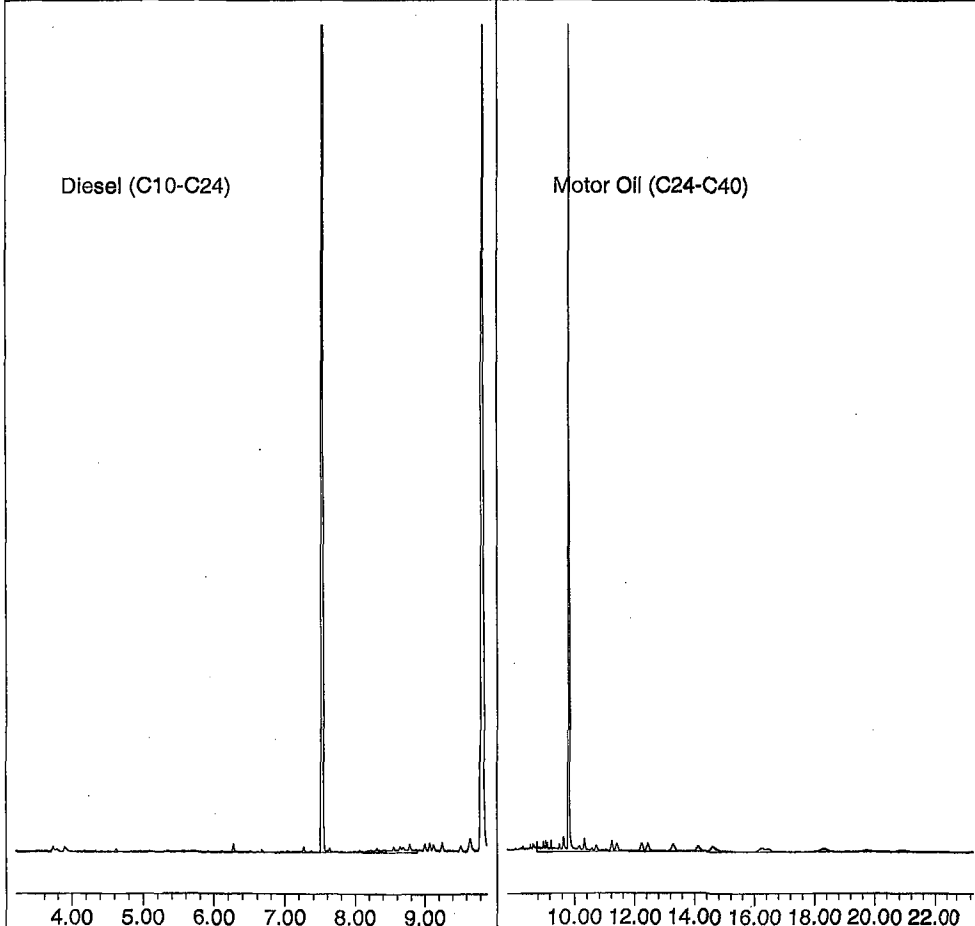
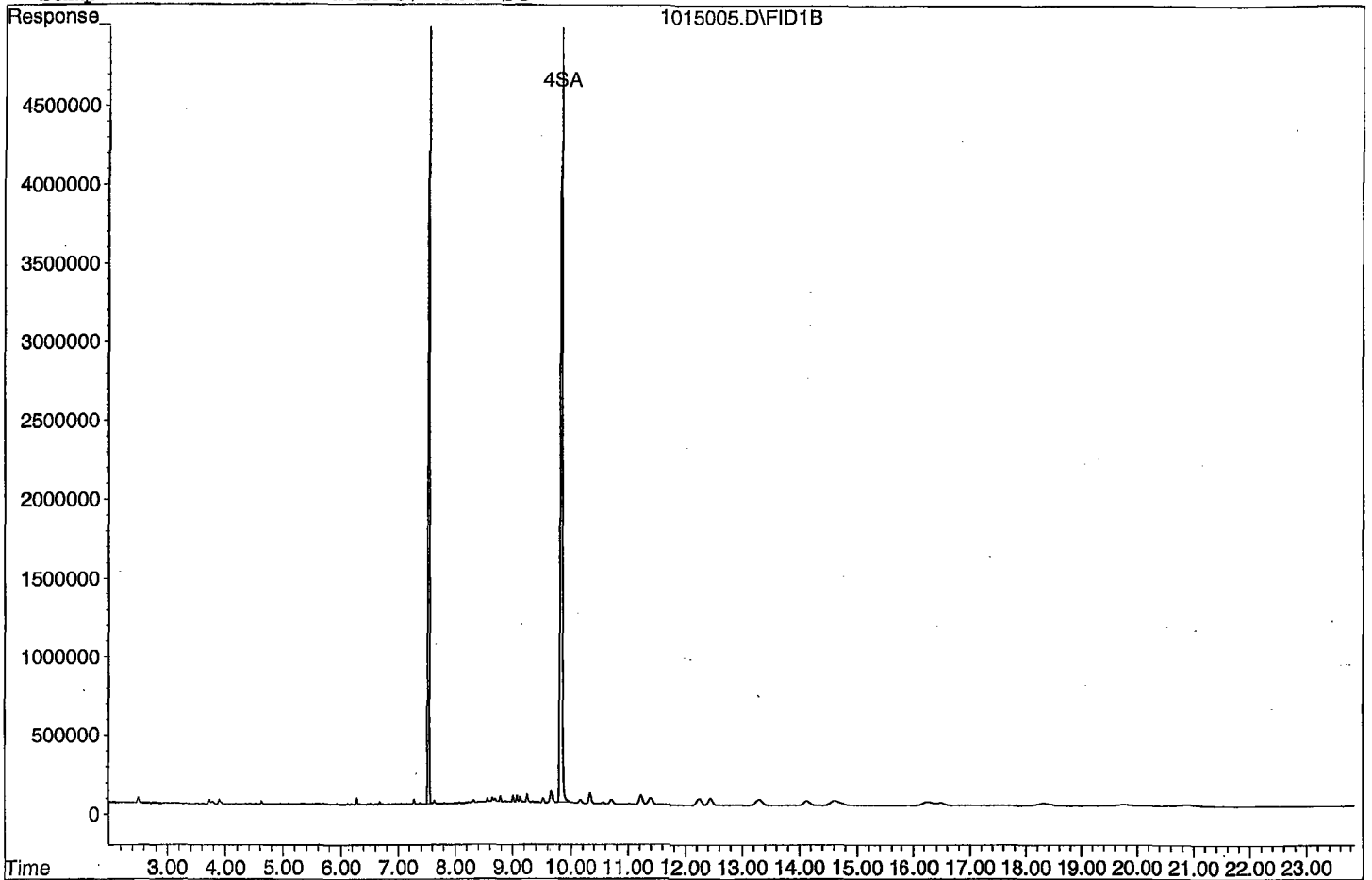
Volume Inj. : 2UL
 Signal Phase : DB-5
 Signal Info : FID02A

Compound	R.T.	Response	Conc Units
System Monitoring Compounds			
3) SA Ortho-Terphenyl(S)	7.53	123892454	119.554 ppb
Surrogate Spike 150.000		Recovery =	79.70%
4) SA Octacosane(S)	9.83	112653749	146.199 ppb
Surrogate Spike 150.000		Recovery =	97.47%
Target Compounds			
1) HATM Diesel (C10-C24)	6.54	18126827	22.439 ppb
2) HBTM Motor Oil (C24-C40)	15.55	83387919	100.555 ppb
Target Compounds			

Quantitation Report

Data File: G:\APOLLO\DATA\211015\1015005.D

Sample : 211011A BLK 5/1000 SG



Quantitation Report (QT Reviewed)

Data File : G:\APOLLO\DATA\211015\1015006.D Vial: 6
 Acq On : 10-15-21 16:57:21 Operator: KA
 Sample : 211011A LCS-1 5/1000 SG Inst : Apollo
 Misc : water Multiplr: 5.00
 IntFile : events.e
 Quant Time: Nov 15 11:28 2021 Quant Results File: DOC0831.RES

Method : G:\APOLLO\DATA\210830\DOC0831.M (Chemstation Integrator)
 Title : 8015 B&C
 Last Update : Mon Nov 22 10:47:59 2021
 Response via : Multiple Level Calibration

Volume Inj. : 2UL
 Signal Phase : DB-5
 Signal Info : FID02A

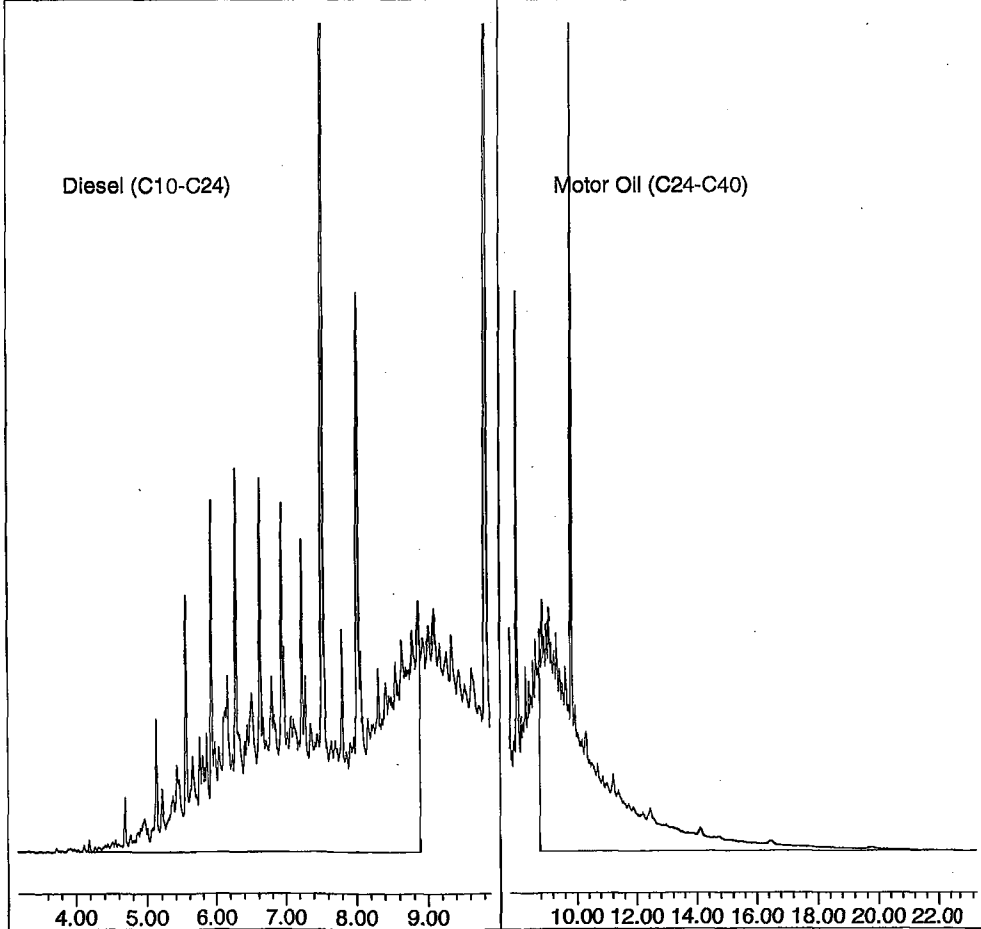
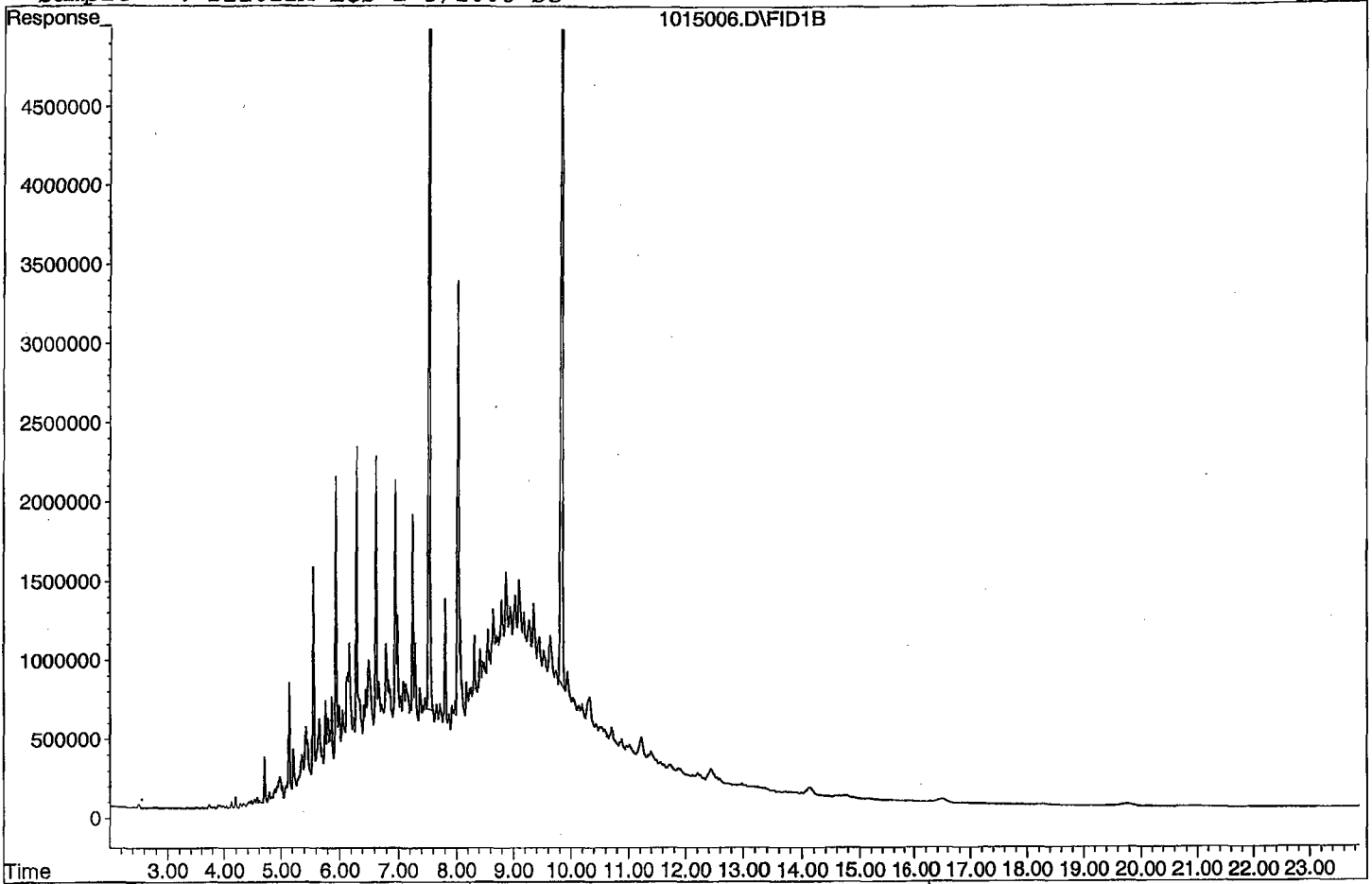
Compound	R.T.	Response	Conc Units
System Monitoring Compounds			
3) SA Ortho-Terphenyl(S)	7.53	159754262	154.160 ppb
Surrogate Spike 150.000		Recovery =	102.77%
4) SA Octacosane(S)	9.83	124994150	162.214 ppb
Surrogate Spike 150.000		Recovery =	108.14%
Target Compounds			
1) HATM Diesel (C10-C24)	6.54	1687371554	2088.748 ppb
2) HBTM Motor Oil (C24-C40)	15.55	1611213426	2682.613 ppb
Target Compounds			

Diesel:

$$\frac{(1687371554)(5)}{(2019597)(2)} = \frac{8436857770}{4039194} = \boxed{2088.748}$$

Quantitation Report

Data File: G:\APOLLO\DATA\211015\1015006.D
Sample : 211011A LCS-1 5/1000 SG



Data File : G:\APOLLO\DATA\211015\1015007.D Vial: 7
 Acq On : 10-15-21 17:25:43 Operator: KA
 Sample : 211011A LCSD-1 5/1000 SG Inst : Apollo
 Misc : water Multiplr: 5.00
 IntFile : events.e
 Quant Time: Nov 15 11:29 2021 Quant Results File: DOC0831.RES

Method : G:\APOLLO\DATA\210830\DOC0831.M (Chemstation Integrator)
 Title : 8015 B&C
 Last Update : Mon Nov 22 10:47:59 2021
 Response via : Multiple Level Calibration

Volume Inj. : 2UL
 Signal Phase : DB-5
 Signal Info : FID02A

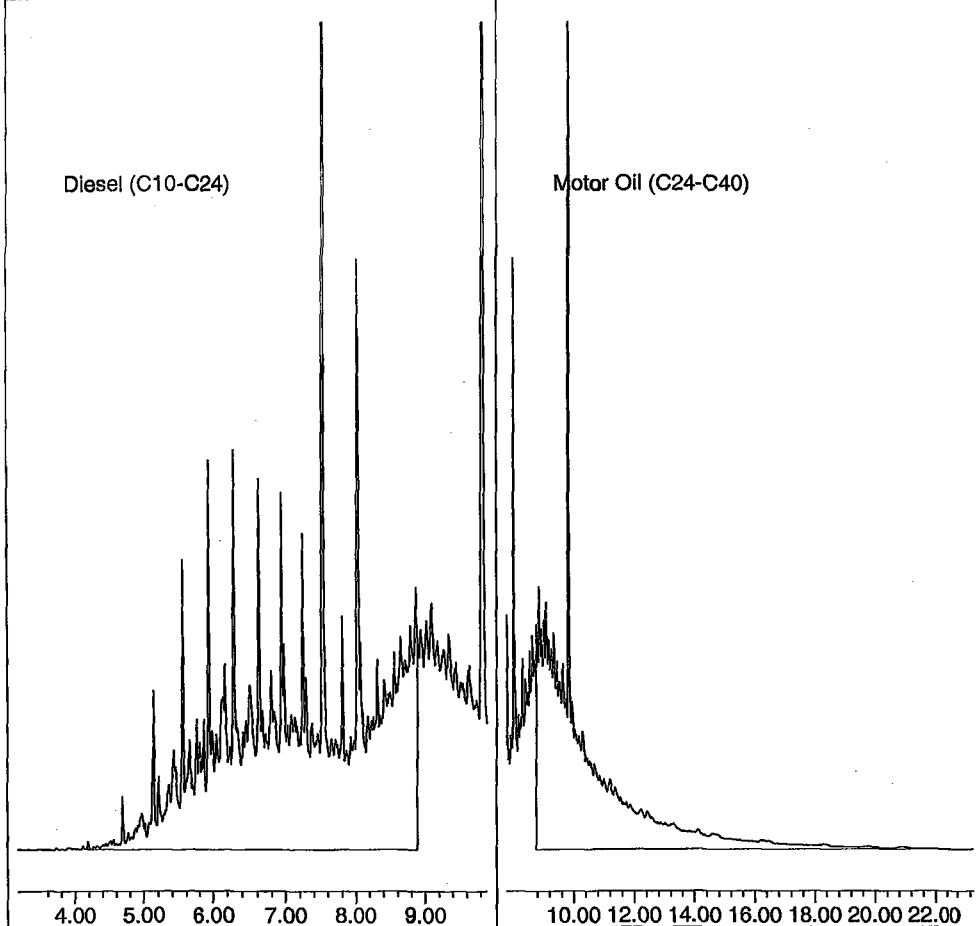
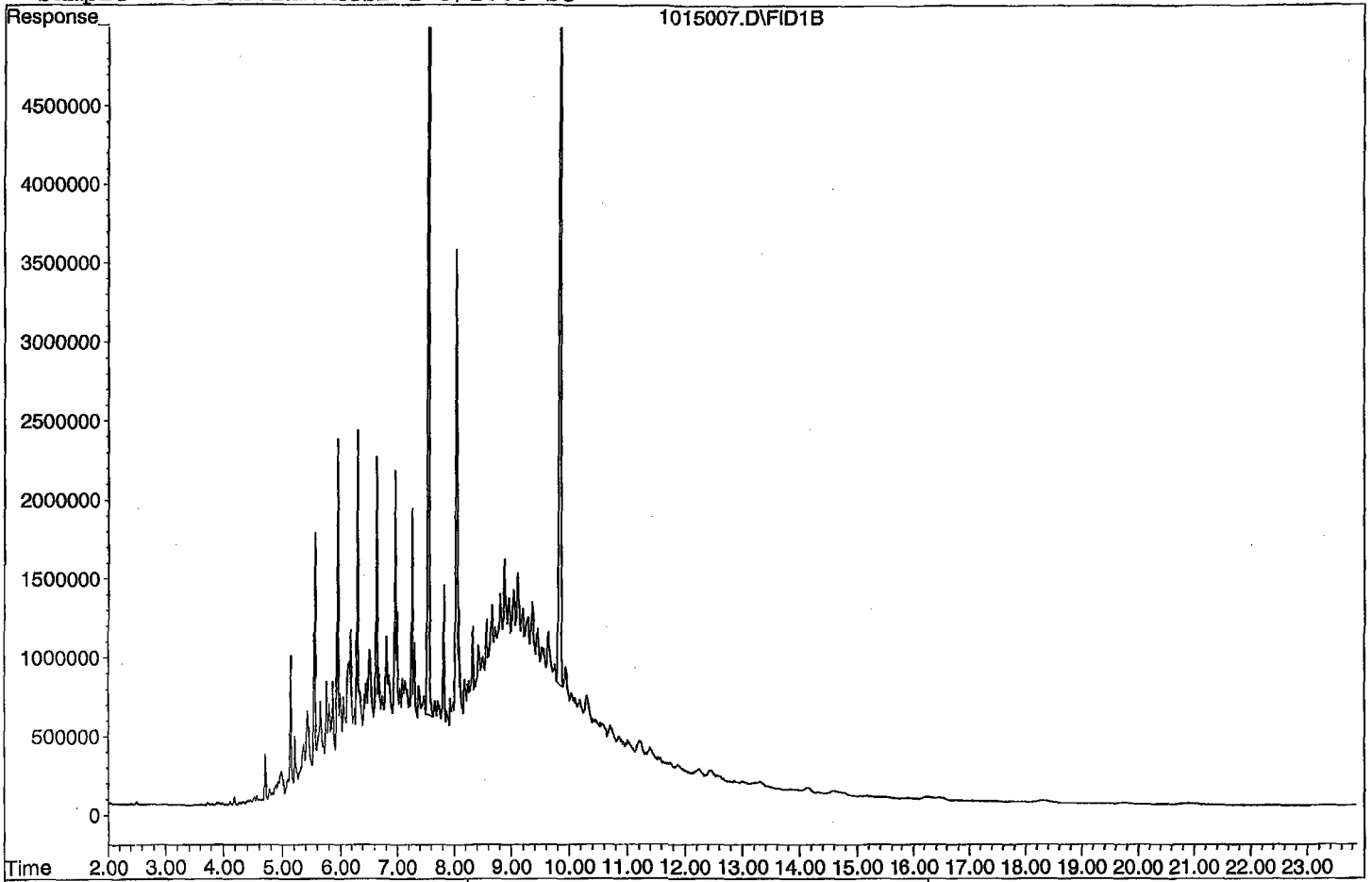
Compound	R.T.	Response	Conc Units

System Monitoring Compounds			
3) SA Ortho-Terphenyl(S)	7.53	165293506	159.506 ppb
Surrogate Spike 150.000		Recovery =	106.34%
4) SA Octacosane(S)	9.83	129081102	167.518 ppb
Surrogate Spike 150.000		Recovery =	111.68%
Target Compounds			
1) HATM Diesel (C10-C24)	6.54	1741117068	2155.278 ppb
2) HBTM Motor Oil (C24-C40)	15.55	1620692019	2698.632 ppb

Target Compounds

Quantitation Report

Data File: G:\APOLLO\DATA\211015\1015007.D
Sample : 211011A LCSD-1 5/1000 SG



Diesel / Motor Oil Calibration Curve

Prepared: 8/23/2021

Expires: 8/23/2022

Prepared By (Initials): KA

Methylene Chloride
Lot No. 60338

Initial Standard Information							Final Standard Information			
Name of Initial Standard (QAU Label)	Supplier	Conc. (ug/mL)	APPL Mix Name	Reference to APPL Prep Date and Lot #'s	Exp. Date	Exp. Date (Manufacturer)	Allquot From Stock	Final Volume	Solvent	Final Standard Conc. (ug/mL)
Diesel / Motor Oil - 2	APPL	10	Diesel / Motor Oil - 1	Perp'd: 08/23/21 A0164485-52662, A0165510-52666, CL16893-52844	8/23/2022	10/31/2027 12/31/2027 5/31/2026	100uL	200uL	MC	5
Diesel / Motor Oil - 3		50	Diesel / Motor Oil - 2				200uL	1mL	MC	10
Diesel / Motor Oil Calibration STD	Restek	2,000	Diesel / Motor Oil - 3				25uL	1mL	MC	50
			Diesel / Motor Oil - 4				125uL	1mL	MC	250
			Diesel / Motor Oil - 5				500uL	1mL	MC	1000
			Diesel / Motor Oil - 6				750uL	1mL	MC	1500
			Diesel / Motor Oil - 7				100uL	100uL	N/A	2,000

Diesel / Motor Oil Second Source

Prepared: 7/21/2020

Expires: 7/21/2021

Prepared By (Initials): SS

**Methylene Chloride Lot
No. 58059**

Initial Standard Information							Final Standard Information			
Name of Initial Standard (QAU Label)	Supplier	Supplier Part No.	Conc. (ug/mL)	Lot Number - QA Number	Exp. Date (1 yr.)	Exp. Date (Manufacturer)	Aliquot From Stock	Final Volume	Solvent	Final Standard Conc. (ug/mL)
Diesel Fuel #2 Second Source	Phenova	AL0-101287	50,000	CL13327-40550	7/21/2021	2/28/2022	50uL	10mL	MC	250
Motor Oil Second Source	Absolute	51094	50,000	010918-39581	7/21/2021	1/9/2023	50uL			

Diesel / Motor Oil Calibration Standard

Prepared: 10/6/2021

Prepared By (Initials): KA

Expires: 5/31/2026

Methylene
Chloride

Lot No. 61117

Initial Standard Information							Final Standard			
Name of Initial Standard (QAU Label)	Supplier	Supplier Part No.	Conc. (ug/mL)	Lot Number - QA Number	Exp. Date (1 yr.)	Exp. Date (Manufacturer)	Aliquot From Stock	Final Volume	Solvent	Final Standard Conc. (ug/mL)
Diesel Fuel #2	Restek	31258	50,000	A016448 5-52822	9/3/2022	10/31/2027	400uL			2000
Motor Oil	Restek	31464	50,000	A016884 2-52820 and A016651 0-52817	10/6/2021	12/31/2027	400uL	10mL	MC	2000
THC Surrogate	Phenova	ALO-130161	600	CL16893 52835	10/6/2021	5/31/2026	1666uL			100

Diesel Motor Oil Mix

Prepared: 9/3/2021

Prepared By (Initials): KA

Expires: 9/3/2022

Initial Standard Information							Final Standard			
Name of Initial Standard (QAU Label)	Supplier	Supplier Part No.	Conc. (ug/mL)	Lot Number - QA Number	Exp. Date (1 yr.)	Exp. Date (Manufacturer)	Aliquot From Stock	Final Volume	Solvent	Final Standard Conc. (ug/mL)
Diesel Fuel #2	Restek	31258	50,000	A0164485-52823,52824,52662,52661,52822	9/3/2021	10/31/2027	4.00 mL	8.0 mL	NA	25,000
Motor Oil Composite	Restek	31464	50,000	A0166510-52664 and 52818 and A0168842-52820 and 52821	9/3/2021	12/31/27 and 03/31/28	4.00 mL			25,000

THC Surrogate							KA			
Prepared: 8/24/2021										
Expires: 8/24/2022										
Initial Standard Information							Final Standard Information			
Name of Initial Standard (QAU Label)	Supplier	Supplier Part No.	Conc. (ug/mL)	Lot Number - QA Number	Exp. Date (1 yr.)	Exp. Date (Manufacturer)	Aliquot From Stock	Final Volume	Solvent	Final Standard Conc. (ug/mL)
O-terphenyl / Octacosane Mix	Phenova	ALO-130161	600	CL16893-52838	8/24/2022	5/31/2026	N/A	N/A	N/A	600

THC Surrogate**Prepared: 10/6/2021****KA****Expires: 5/31/2026**

Initial Standard Information							Final Standard			
Name of Initial Standard (QAU Label)	Supplier	Supplier Part No.	Conc. (ug/mL)	Lot Number - QA Number	Exp. Date (1 yr.)	Exp. Date (Manufacturer)	Aliquot From Stock	Final Volume	Solvent	Final Standard Conc. (ug/mL)
O-terphenyl / Octacosane Mix	Phenova	ALO-130161	600	CL16893-52835	10/6/2021	5/31/2026	N/A	N/A	N/A	600

Decanoic Acid Calibration Curve

Prepared: 9/11/2021

Prepared By (Initials): KA

Expires: 7/12/2022

Methylene

e

Chloride

Lot No. 61117

Initial Standard Information							Final Standard			
Name of Initial Standard (QAU Label)	Supplier	APPL Mix Name	Conc. (ug/mL)	Reference To APPL Prep Date	Exp. Date	Exp. Date (Manufacturer)	Aliquot From Stock	Final Volume	Solvent	Final Standard Conc. (ug/mL)
Decanoic Acid STD	O2SI	Decanoic Acid-1	60	Prepared 9/11/21	7/12/2022	N/A	50uL	1mL	MC	3
		Decanoic Acid-2					100uL	1mL	MC	6
		Decanoic Acid-3					400uL	1mL	MC	24
		Decanoic Acid-4					600uL	1mL	MC	36
		Decanoic Acid-5					800uL	1mL	MC	48
		Decanoic Acid-6					100uL	100uL	N/A	60

Decanoic Acid CCV

Prepared: 10/8/2021

Prepared By (Initials): KA

Expires: 7/8/2024

Methylen

e

Chloride

Lot No. 61117

Initial Standard Information							Final Standard			
Name of Initial Standard (QAU Label)	Supplier	Supplier Part No.	Conc. (ug/mL)	Lot Number - QA Number	Exp. Date	Exp. Date (Manufacturer)	Aliquot From Stock	Final Volume	Solvent	Final Standard Conc. (ug/mL)
Decanoic Acid	O2SI	72766	1,000	070821-52693	See man. Exp date	7/8/2024	360uL	10mL	MC	36

Decanoic Acid Spike										
Prepared: 8/24/2021					Prepared By (Initials): KA					
Expires: 8/24/2022										
Initial Standard Information							Final Standard Information			
Name of Initial Standard (QAU Label)	Supplier	Supplier Part No.	Conc. (ug/mL)	Lot Number - QA Number	Exp. Date (1 yr.)	Exp. Date (Manufacturer)	Aliquot From Stock	Final Volume	Solvent	Final Standard Conc. (ug/mL)
Decanoic Acid Spike	Absolute	72766	1,000	070821-52688	8/24/2022	7/8/2024	N/A	N/A	N/A	1,000

Decanoic Acid Spike

Prepared: 10/14/2021

Prepared By (Initials): KA

Expires: 7/8/2024

Initial Standard Information							Final Standard			
Name of Initial Standard (QAU Label)	Supplier	Supplier Part No.	Conc. (ug/mL)	Lot Number - QA Number	Exp. Date (1 yr.)	Exp. Date (Manufacturer)	Aliquot From Stock	Final Volume	Solvent	Final Standard Conc. (ug/mL)
Decanoic Acid Spike	Absolute	72766	1,000	070821-52681	See man. Exp date	7/8/2024	N/A	N/A	N/A	1,000

Organic Extraction Worksheet

Method	Continuous Liq/Liq TPH- 3520C w/SGC	Extraction Set	211011A	Extraction Method	LIQ005SGC	Units	mL
Spiked ID 1	Diesel Motor Oil Mix 9/3/21-9/3/22	Surrogate ID 1	THC Surrogate 8/23/21-8/23/22				
Spiked ID 2	Decanoic 1000ug/mL Acid Solution 8/20/21-8/20/22	Surrogate ID 2	THC Surrogate 10/06/21-10/06/22				
Spiked ID 3	Decanoic 1000ug/mL Acid Solution 10/08/21-10/08/22	Surrogate ID 3					
Spiked ID 4		Surrogate ID 4					
Spiked ID 5		Surrogate ID 5					
Spiked ID 6		Sufficient Vol for Matrix QC: NO					
Spiked ID 7		Ext. Start Time:	10/11/21 12:50				
Spiked ID 8		Ext. End Time:	10/12/21 15:57				
		GC Requires Extract By:					
		pH1	2	Water Bath Temp 1 °C	41/ 40.1 °C		
		pH2		Water Bath Temp 2 °C	34/ 35.1		
		pH3		Water Bath Temp 3 °C	37/ 36.5 °C		

Spiked By: SR

Date 10/11/2021 9:41:42 AM

Witnessed By: CG

Date 10/11/2021 9:41:46 AM

Sample	Sample Container	Spike Amount	Spike ID	Surrogate Amount	Surrogate ID	Extract Amount	Final Volume	pH	Extract Date/Time	Comments
1211011A Blk		0.050	2	0.250	1	1000	5	2	10/11/21 9:41	*
					equip					
2211011A LCS-1		0.080,0.050	1,2	0.250	1	1000	5	2	10/11/21 9:41	*
					equip					
3211011A LCS-2		0.080,0.050	1,2	0.250	1					
					equip					
4211011A LCS-3		0.080,0.050		0.250	1					
					equip					
5211011A LCSD-1		0.080,0.050	1,2	0.250	1	1000	5	2	10/11/21 9:41	*
					equip					
6211011A LCSD-2		0.080,0.050		0.250	1					
					equip					
7211011A LCSD-3		0.080,0.050		0.250	1					
					equip					
8BA38390	BA38390M02	0.050	2	0.250	2	1000	5	2	10/11/21 12:30	97224 *
					equip					
9BA38391	BA38391M03	0.050	2	0.250	2	1000	5	2	10/11/21 12:30	97224 *
					equip					
10BA38393	BA38393M02	0.050	3	0.250	2	1000	5	2	10/11/21 12:30	97224 *
					equip					
11BA38394	BA38394M02	0.050	2	0.250	2	1000	5	2	10/11/21 12:30	97224 *
					equip					
12BA38396		0.050	2	0.250	1		5	2Y		97224 *
					equip					
13BA38397		0.050	2	0.250	1		5	2Y		97224 *
					equip					
14BA38399	BA38399M02	0.050	2	0.250	2	1000	5	2	10/11/21 12:30	97224 *
					equip					
15BA42512	BA42512W09	0.050	2	0.250	1	1040	5	2	10/11/21 9:41	97781 *
					equip					
16BA42514	BA42514W09	0.050	3	0.250	1	1040	5	2	10/11/21 9:41	97781 *
					equip					

Solvent and Lot#	
1+1 HCL (5mLs)	9/30/21-9/30/22
PH Strips	HC041002
Dichloromethane (DCM)	61117
Filter Paper	*
Sodium Sulfate	2021071206
SILICA GEL (*)	050627T

Extraction COC Transfer	
Extraction lab employee Initials	
GC analyst's initials	KA
Date	10/12/21
Time	16:25
Refrigerator	Hobart

Technician's Initials	
Scanned By	SR
Sample Preparation	SR
Extraction	DS
Concentration	DS

Modified	11/22/2021 1:24:03 PM
----------	-----------------------

Reviewed By:

Date

Organic Extraction Worksheet






Method	Continuous Liq/Liq TPH- 3520C w/SGC	Extraction Set	211011A	Extraction Method	LIQ005SGC	Units	mL
Spiked ID 1	Diesel Motor Oil Mix 9/3/21-9/3/22	Surrogate ID 1	THC Surrogate 8/23/21-8/23/22				
Spiked ID 2	Decanoic 1000ug/mL Acid Solution 8/20/21-8/20/22	Surrogate ID 2	THC Surrogate 10/06/21-10/06/22				
Spiked ID 3	Decanoic 1000ug/mL Acid Solution 10/08/21-10/08/22	Surrogate ID 3					
Spiked ID 4		Surrogate ID 4					
Spiked ID 5		Surrogate ID 5					
Spiked ID 6		Sufficient Vol for Matrix QC:		NO			
Spiked ID 7		Ext. Start Time:		10/11/21 12:50			
Spiked ID 8		Ext. End Time:		10/12/21 15:57			
		GC Requires Extract By:					
		pH1	2	Water Bath Temp 1 °C	41/ 40.1 °C		
		pH2		Water Bath Temp 2 °C	34/ 35.1		
		pH3		Water Bath Temp 3 °C	37/ 36.5 °C		

Spiked By: SR

Date 10/11/2021 9:41:42 AM

Witnessed By: CG

Date 10/11/2021 9:41:46 AM

Sample	Sample Container	Spike Amount	Spike ID	Surrogate Amount	Surrogate ID	Extract Amount	Final Volume	pH	Extract Date/Time	Comments	
17	BA42516 	BA42516W09	0.050	3	0.250	1	1040	5	2	10/11/21 9:41	97781 *
						equip					
18	BA42518 	BA42518W09	0.050	3	0.250	1	1040	5	2	10/11/21 9:41	97781 *
						equip					
19	BA42524 	BA42524W09	0.050	3	0.250	1	1050	5	2	10/11/21 9:41	97782 *
						equip					
20	BA42527 	BA42527W09	0.050	3	0.250	1	1030	5	2	10/11/21 9:41	97783 *
						equip					
21	BA42528 	BA42528W07	0.050	3	0.250	1	1040	5	2	10/11/21 9:41	97783 *
						equip					

Solvent and Lot#	
1+1 HCL (5mLs)	9/30/21-9/30/22
PH Strips	HC041002
Dichloromethane (DCM)	61117
Filter Paper	*
Sodium Sulfate	2021071206
SILICA GEL (*)	050627T

Extraction COC Transfer	
Extraction lab employee Initials	
GC analyst's initials	KA
Date	
Time	
Refrigerator	Hobart

	Technician's Initials
Scanned By	SR
Sample Preparation	SR
Extraction	DS
Concentration	DS
Modified	11/22/2021 1:24:03 PM

Reviewed By:

Date

Injection Log

Directory: G:\APOLLO\DATA\210830\

Line	Vial	FileName	Multiplier	SampleName	Misc Info	Injected
1	4	830004.D	1	DMO STD Curve 1	water	8-30-21 14:23:31
2	5	830005.D	1	DMO STD Curve 2	water	8-30-21 14:52:00
3	6	830006.D	1	DMO STD Curve 3	water	8-30-21 15:20:31
4	7	830007.D	1	DMO STD Curve 4	water	8-30-21 15:48:59
5	8	830008.D	1	DMO STD Curve 5	water	8-30-21 16:17:29
6	9	830009.D	1	DMO STD Curve 6	water	8-30-21 16:45:57
7	10	830010.D	1	DMO STD Curve 7	water	8-30-21 17:14:26
8	11	830011.D	1	DMO Second Source	water	8-30-21 17:43:02
9	2	911002.D	1	Decanoic Acid STD 1	water	9-11-21 10:22:53
10	3	911003.D	1	Decanoic Acid STD 2	water	9-11-21 10:51:11
11	4	911004.D	1	Decanoic Acid STD 3	water	9-11-21 11:19:39
12	5	911005.D	1	Decanoic Acid STD 4	water	9-11-21 11:48:04
13	6	911006.D	1	Decanoic Acid STD 5	water	9-11-21 12:16:37
14	7	911007.D	1	Decanoic Acid STD 6	water	9-11-21 12:45:02
15	3	1015003.D	1	DMO CCV LVL5 STD	water	10-15-21 15:32:44
16	4	1015004.D	1	Decanoic Acid CCV 10/08/21	water	10-15-21 16:00:56
17	5	1015005.D	5	211011A BLK 5/1000 SG	water	10-15-21 16:29:11
18	6	1015006.D	5	211011A LCS-1 5/1000 SG	water	10-15-21 16:57:21
19	7	1015007.D	5	211011A LCSD-1 5/1000 SG	water	10-15-21 17:25:43
20	18	1015018.D	1	DMO CCV LVL5 STD	water	10-15-21 22:36:21
21	19	1015019.D	1	Decanoic Acid CCV 10/08/21	water	10-15-21 23:04:25
22	20	1015020.D	4.85437	BA42527W09 5/1030 SG	water	10-15-21 23:32:30
23	21	1015021.D	4.80769	BA42528W07 5/1040 SG	water	10-16-21 0:00:32
24	22	1015022.D	1	DMO CCV LVL5 STD	water	10-16-21 0:28:37
25	23	1015023.D	1	Decanoic Acid CCV 10/08/21	water	10-16-21 0:56:39

ORGANICS
Calibration Data

TPH Extractables
DOC1028

Form 6
Initial Calibration

Lab Name: APPL, Inc.
Case No: _____
Matrix: Water

SDG No: _____
Initial Cal. Date: 10/28/2021
Instrument: Apollo

Initials: KA

1028003.D 1028004.D 1028005.D 1028006.D 1028007.D 1028008.D 1028009.D

	Compound	1	2	3	4	5	6	7				Avg	%RSD	Type	r ²	Q
1	HATM Diesel (C10-C24)	2983809	2406563	2517872	2418941	2337993	2387715	2563791				2516669	8.7	HATM		
2	HBTML Motor Oil (C24-C40)	5192328	3260715	2065863	1824592	1695984	1676117	1728658				2492037	53	HBTM	1.000	
3	SA Ortho-Terphenyl(S)	3637234	3178668	3119876	3035678	2926966	2905323	3088794				3127505	7.9	SA		
4	SA Octacosane(S)	2469203	2170507	2286410	2275552	2170413	2171254	2286658				2261428	4.8	SA		
5																
6																
7																
8																
9																
10																
11																
12																
13																
14																
15																
16																
17																
18																
19																
20																
21																
22																
23																
24																
25																
26																
27																
28																
29																
30																
31																
32																
33																
34																
35																

2.118919

Data File : G:\APOLLO\DATA\211028\1028003.D Vial: 3
 Acq On : 10-28-21 9:19:03 Operator: KA
 Sample : DMO STD 1 10/28/21 Inst : Apollo
 Misc : water Multiplr: 1.00
 IntFile : events.e
 Quant Time: Oct 28 15:39 2021 Quant Results File: DOC1028.RES

Method : G:\APOLLO\DATA\211028\DOC1028.M (Chemstation Integrator)
 Title : 8015 B&C
 Last Update : Thu Oct 28 15:39:11 2021
 Response via : Multiple Level Calibration

Volume Inj. : 2UL
 Signal Phase : DB-5
 Signal Info : FID02A

Compound	R.T.	Response	Conc Units

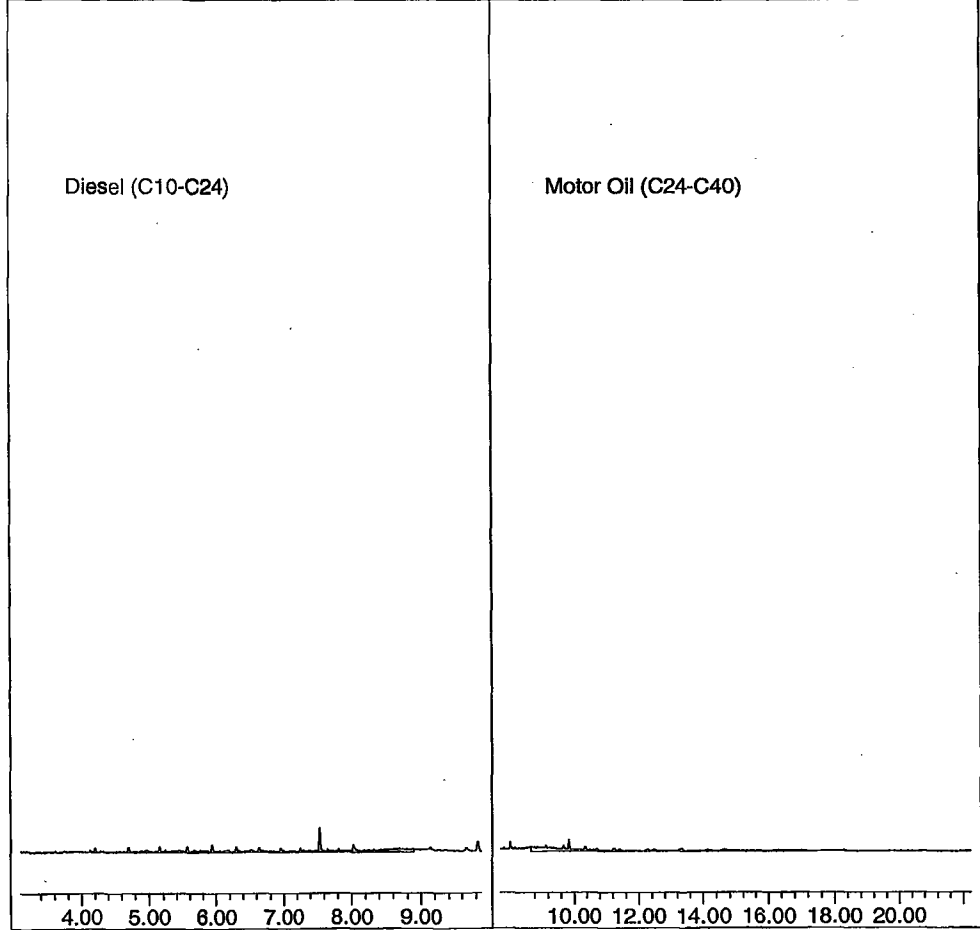
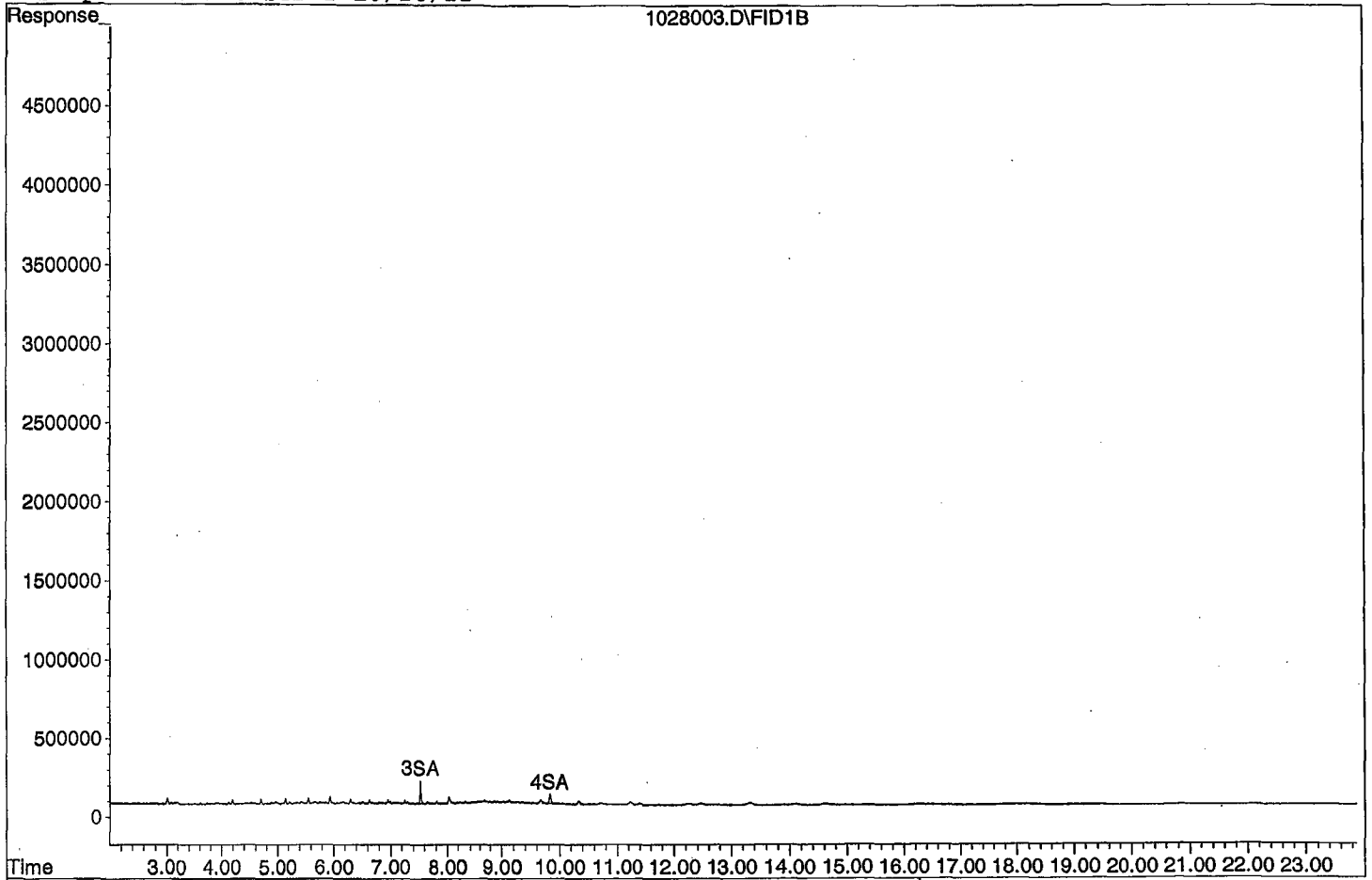
System Monitoring Compounds			
3) SA Ortho-Terphenyl(S)	7.53	1818617	0.291 ppb
Surrogate Spike 30.000		Recovery =	0.97%
4) SA Octacosane(S)	9.82	1234601	0.273 ppb
Surrogate Spike 30.000		Recovery =	0.91%
Target Compounds			
1) HATM Diesel (C10-C24)	6.49	29838086	5.928 ppb
2) HBTM Motor Oil (C24-C40)	14.96	51923283	5.234 ppb

Target Compounds

Quantitation Report

Data File: G:\APOLLO\DATA\211028\1028003.D

Sample : DMO STD 1 10/28/21



Data File : G:\APOLLO\DATA\211028\1028004.D Vial: 4
 Acq On : 10-28-21 9:47:06 Operator: KA
 Sample : DMO STD 2 10/28/21 Inst : Apollo
 Misc : water Multiplr: 1.00
 IntFile : events.e
 Quant Time: Oct 28 15:39 2021 Quant Results File: DOC1028.RES

Method : G:\APOLLO\DATA\211028\DOC1028.M (Chemstation Integrator)
 Title : 8015 B&C
 Last Update : Thu Oct 28 15:39:11 2021
 Response via : Multiple Level Calibration

Volume Inj. : 2UL
 Signal Phase : DB-5
 Signal Info : FID02A

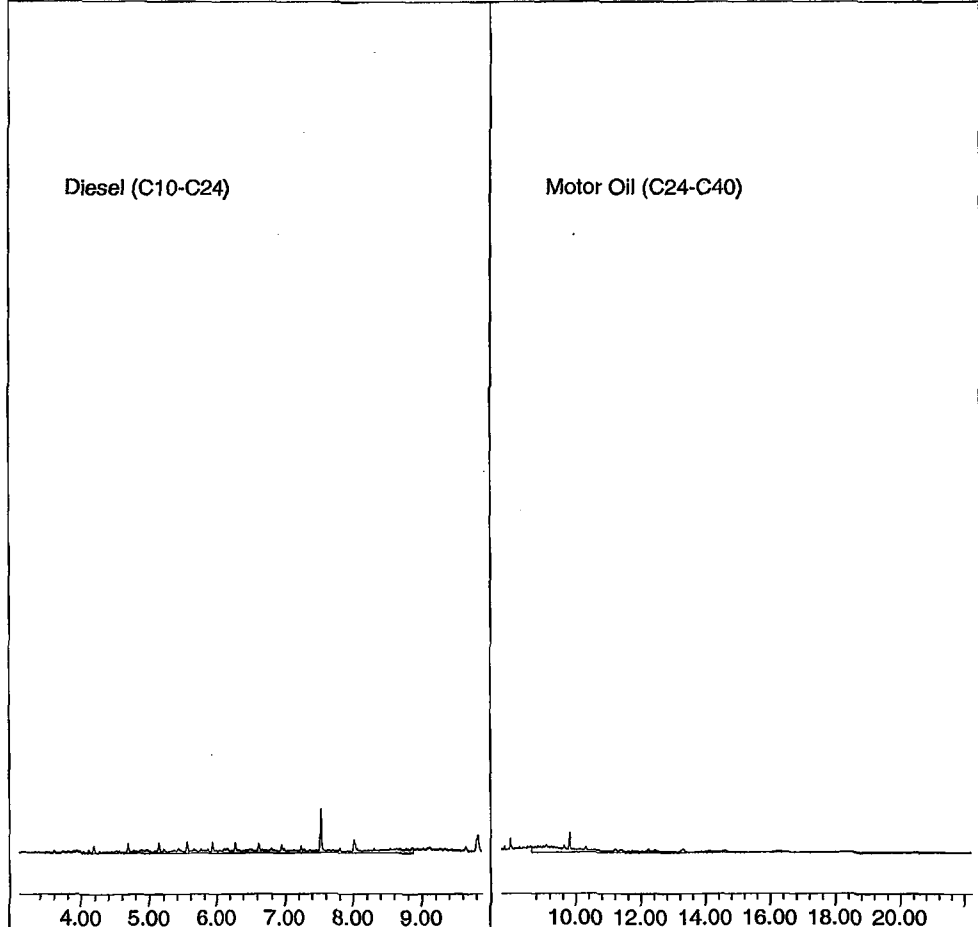
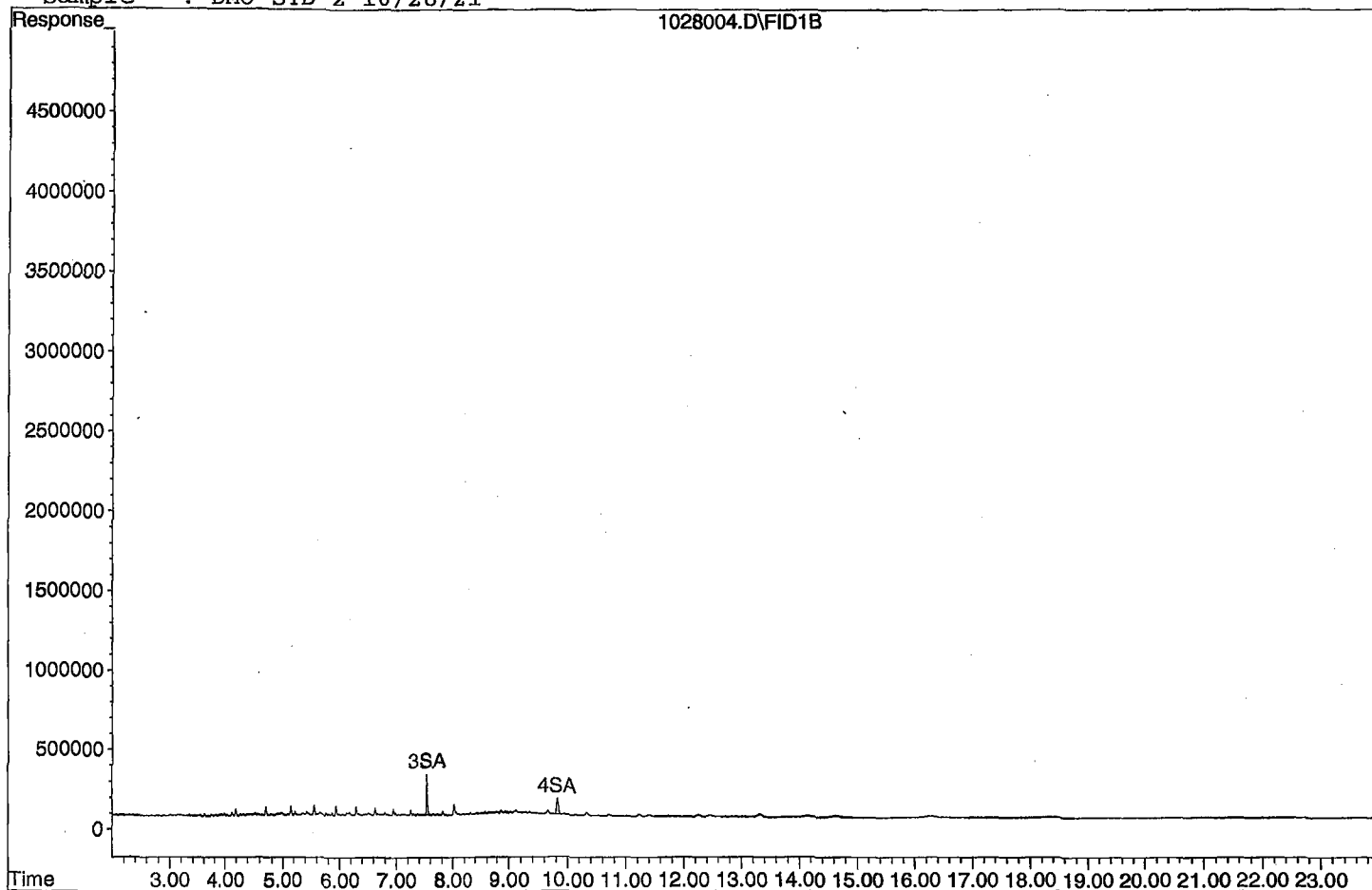
Compound	R.T.	Response	Conc Units
System Monitoring Compounds			
3) SA Ortho-Terphenyl(S)	7.53	3178668	0.508 ppb
Surrogate Spike 30.000		Recovery =	1.69%
4) SA Octacosane(S)	9.82	2170507	0.480 ppb
Surrogate Spike 30.000		Recovery =	1.60%
Target Compounds			
1) HATM Diesel (C10-C24)	6.49	48131263	9.562 ppb
2) HBTM Motor Oil (C24-C40)	14.96	65214303	9.152 ppb

Target Compounds

Quantitation Report

Data File: G:\APOLLO\DATA\211028\1028004.D

Sample : DMO STD 2 10/28/21



Data File : G:\APOLLO\DATA\211028\1028005.D Vial: 5
 Acq On : 10-28-21 10:15:13 Operator: KA
 Sample : DMO STD 3 10/28/21 Inst : Apollo
 Misc : water Multiplr: 1.00
 IntFile : events.e
 Quant Time: Oct 28 15:39 2021 Quant Results File: DOC1028.RES

Method : G:\APOLLO\DATA\211028\DOC1028.M (Chemstation Integrator)
 Title : 8015 B&C
 Last Update : Thu Oct 28 15:39:11 2021
 Response via : Multiple Level Calibration

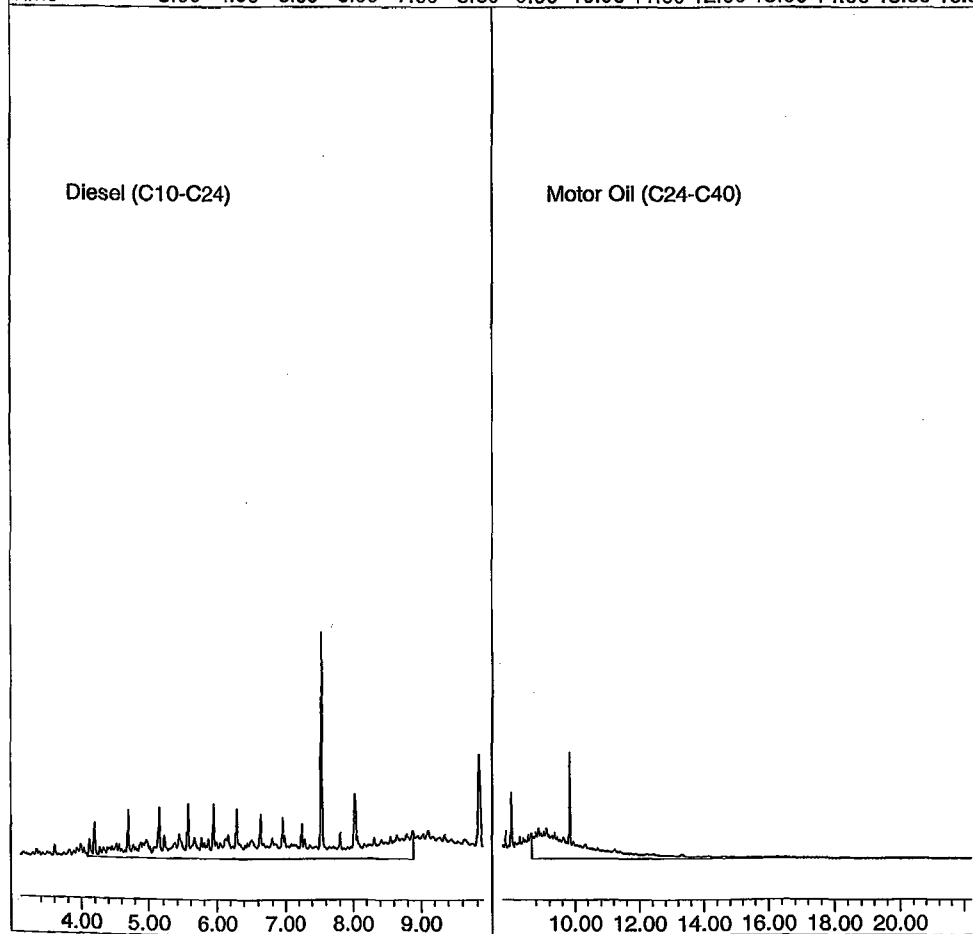
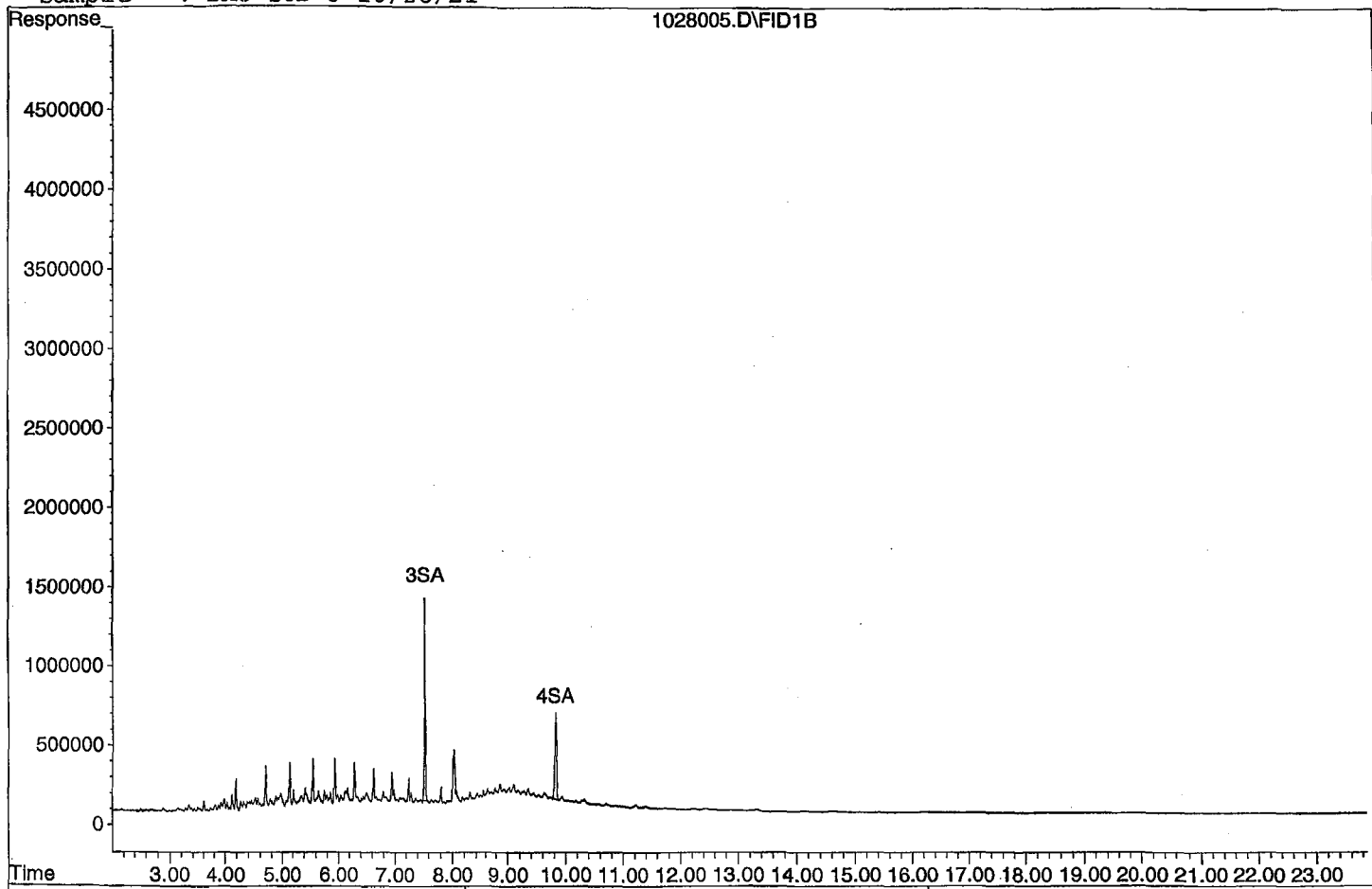
Volume Inj. : 2UL
 Signal Phase : DB-5
 Signal Info : FID02A

Compound	R.T.	Response	Conc Units
System Monitoring Compounds			
3) SA Ortho-Terphenyl(S)	7.53	15599382	2.494 ppb
Surrogate Spike 30.000		Recovery =	8.31%
4) SA Octacosane(S)	9.82	11432050	2.528 ppb
Surrogate Spike 30.000		Recovery =	8.43%
Target Compounds			
1) HATM Diesel (C10-C24)	6.49	251787231	50.024 ppb
2) HBTM Motor Oil (C24-C40)	14.96	206586322	50.832 ppb

Target Compounds

Data File: G:\APOLLO\DATA\211028\1028005.D

Sample : DMO STD 3 10/28/21



Data File : G:\APOLLO\DATA\211028\1028006.D Vial: 6
 Acq On : 10-28-21 10:43:31 Operator: KA
 Sample : DMO STD 4 10/28/21 Inst : Apollo
 Misc : water Multiplr: 1.00
 IntFile : events.e
 Quant Time: Oct 28 15:39 2021 Quant Results File: DOC1028.RES

Method : G:\APOLLO\DATA\211028\DOC1028.M (Chemstation Integrator)
 Title : 8015 B&C
 Last Update : Thu Oct 28 15:39:11 2021
 Response via : Multiple Level Calibration

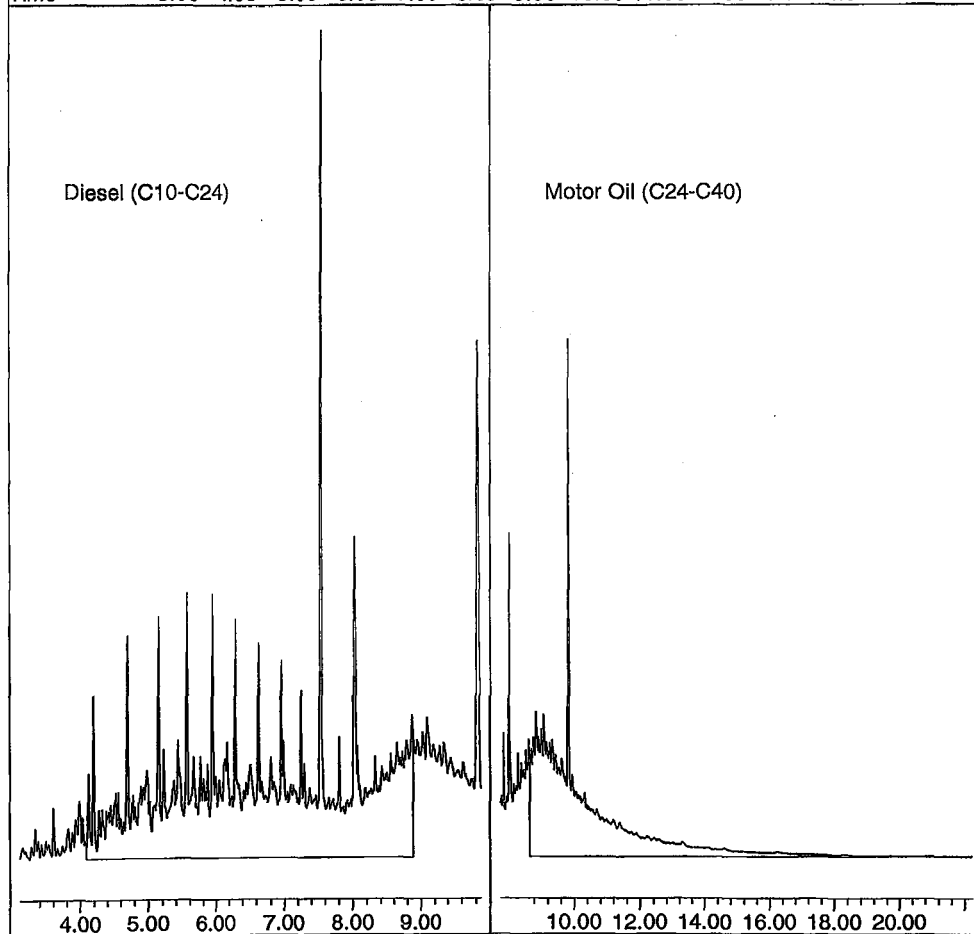
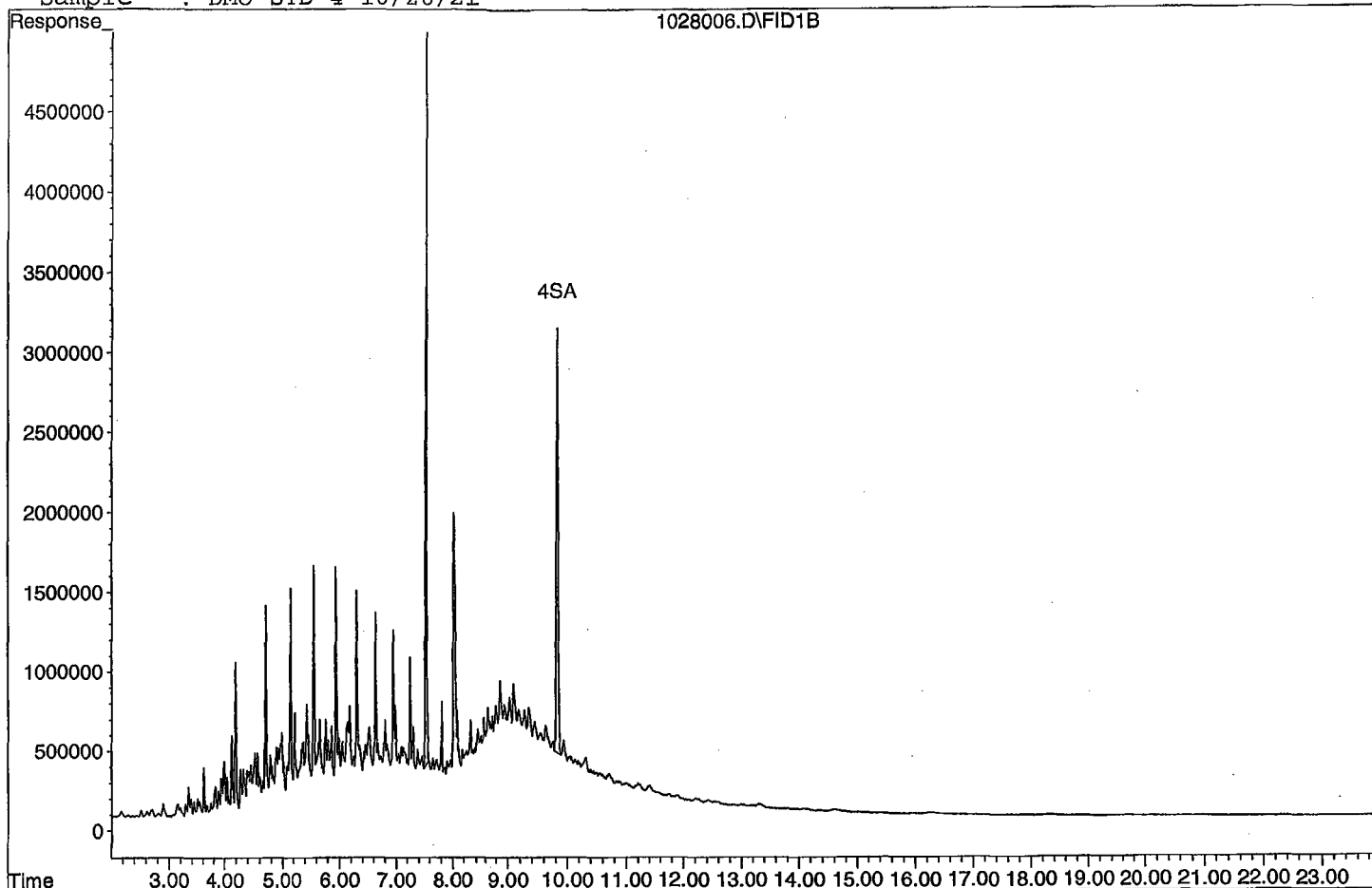
Volume Inj. : 2UL
 Signal Phase : DB-5
 Signal Info : FID02A

Compound	R.T.	Response	Conc Units
System Monitoring Compounds			
3) SA Ortho-Terphenyl(S)	7.53	75891940	12.133 ppb
Surrogate Spike 30.000		Recovery =	40.44%
4) SA Octacosane(S)	9.82	56888797	12.578 ppb
Surrogate Spike 30.000		Recovery =	41.93%
Target Compounds			
1) HATM Diesel (C10-C24)	6.49	1209470396	240.292 ppb
2) HBTM Motor Oil (C24-C40)	14.96	912296132	258.892 ppb

Target Compounds

Data File: G:\APOLLO\DATA\211028\1028006.D

Sample : DMO STD 4 10/28/21



Data File : G:\APOLLO\DATA\211028\1028007.D Vial: 7
 Acq On : 10-28-21 11:11:42 Operator: KA
 Sample : DMO STD 5 10/28/21 Inst : Apollo
 Misc : water Multiplr: 1.00
 IntFile : events.e
 Quant Time: Oct 28 15:39 2021 Quant Results File: DOC1028.RES

Method : G:\APOLLO\DATA\211028\DOC1028.M (Chemstation Integrator)
 Title : 8015 B&C
 Last Update : Thu Oct 28 15:39:11 2021
 Response via : Multiple Level Calibration

Volume Inj. : 2UL
 Signal Phase : DB-5
 Signal Info : FID02A

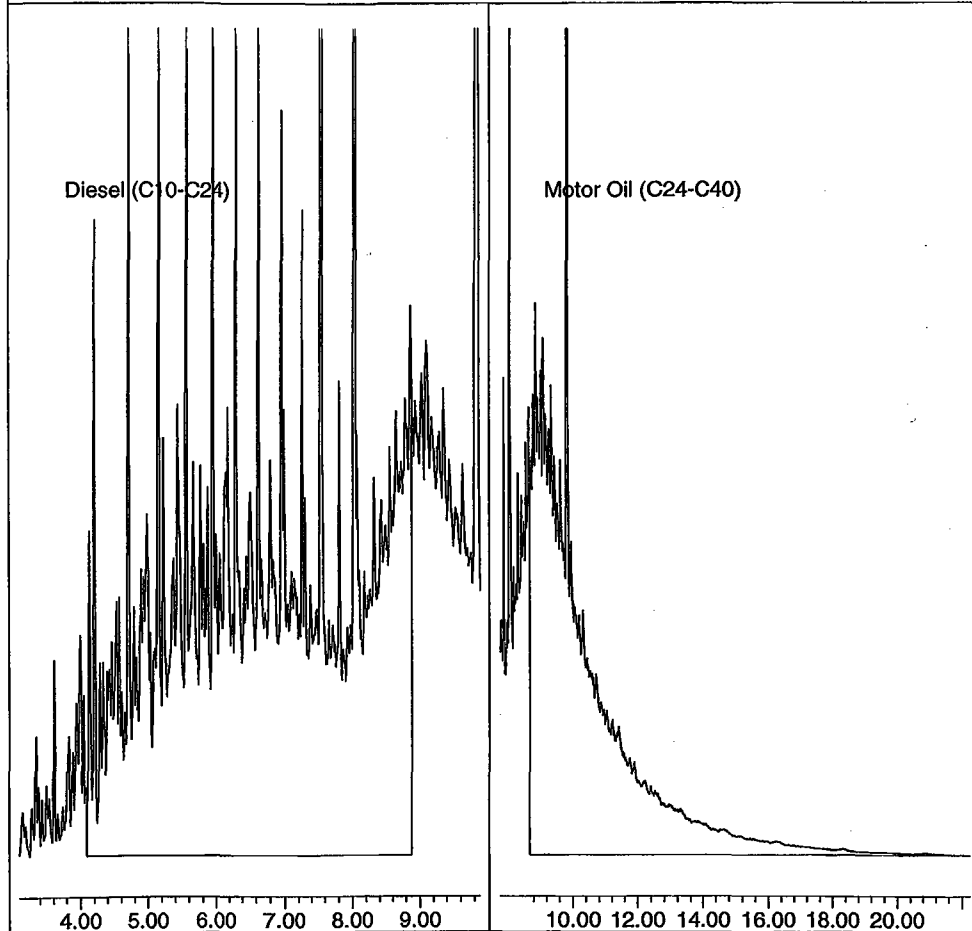
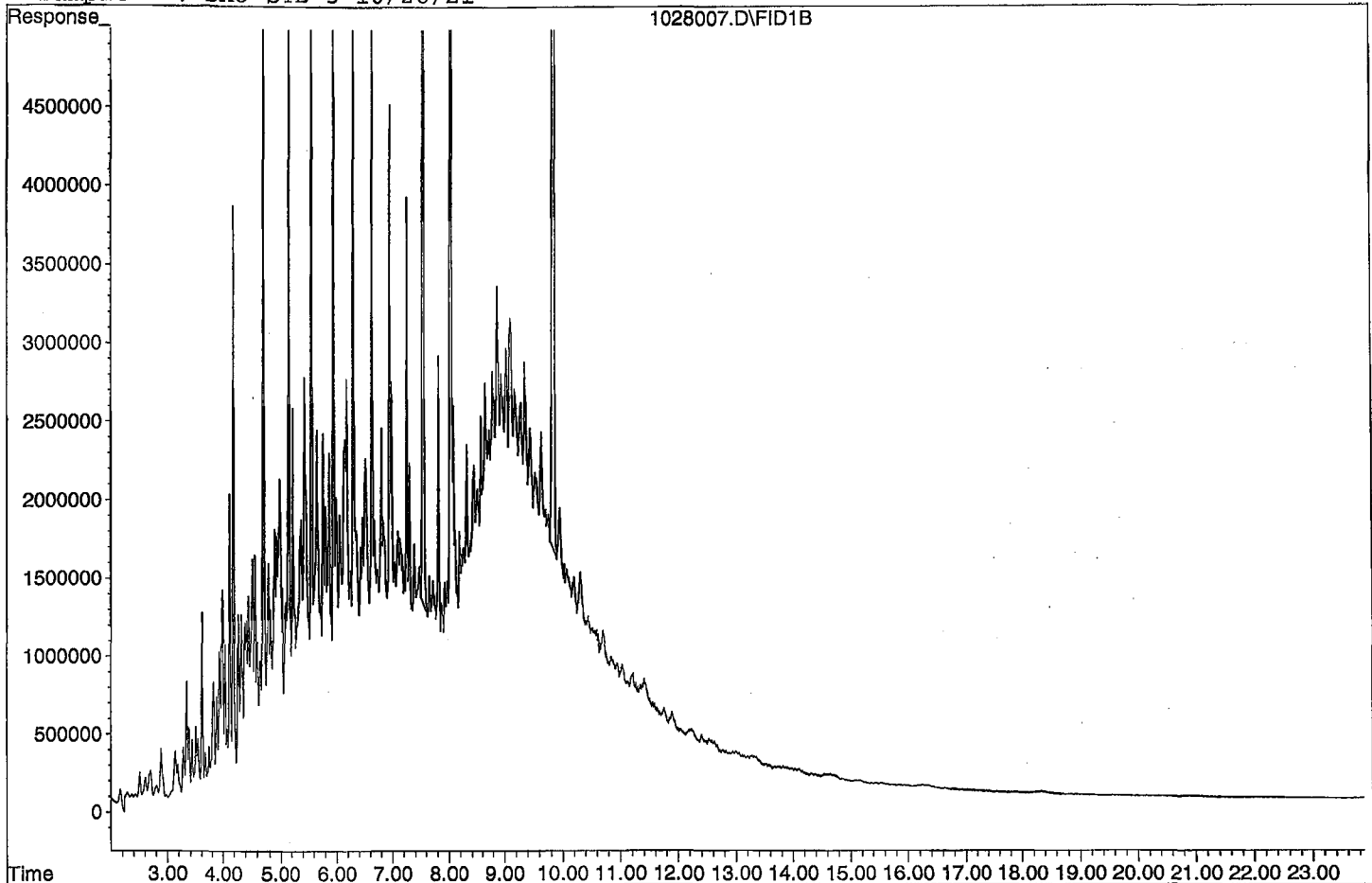
Compound	R.T.	Response	Conc Units
System Monitoring Compounds			
3) SA Ortho-Terphenyl (S)	7.54	292696553	46.794 ppb
Surrogate Spike 30.000		Recovery =	155.98%
4) SA Octacosane (S)	9.83	217041298	47.988 ppb
Surrogate Spike 30.000		Recovery =	159.96%
Target Compounds			
1) HATM Diesel (C10-C24)	6.49	4675985227	929.003 ppb
2) HBTM Motor Oil (C24-C40)	14.96	3391967397	989.959 ppb

Target Compounds

Quantitation Report

Data File: G:\APOLLO\DATA\211028\1028007.D

Sample : DMO STD 5 10/28/21



Data File : G:\APOLLO\DATA\211028\1028008.D Vial: 8
 Acq On : 10-28-21 11:39:55 Operator: KA
 Sample : DMO STD 6 10/28/21 Inst : Apollo
 Misc : water Multiplr: 1.00
 IntFile : events.e
 Quant Time: Oct 28 15:39 2021 Quant Results File: DOC1028.RES

Method : G:\APOLLO\DATA\211028\DOC1028.M (Chemstation Integrator)
 Title : 8015 B&C
 Last Update : Thu Oct 28 15:39:11 2021
 Response via : Multiple Level Calibration

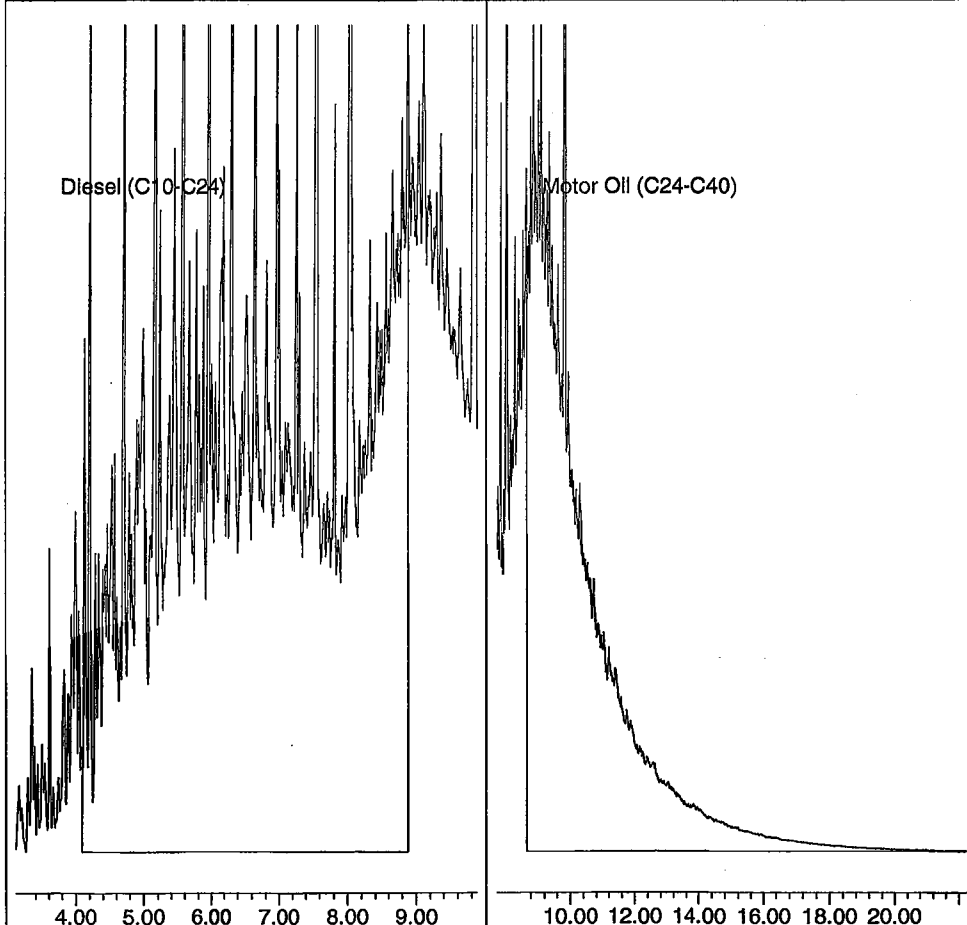
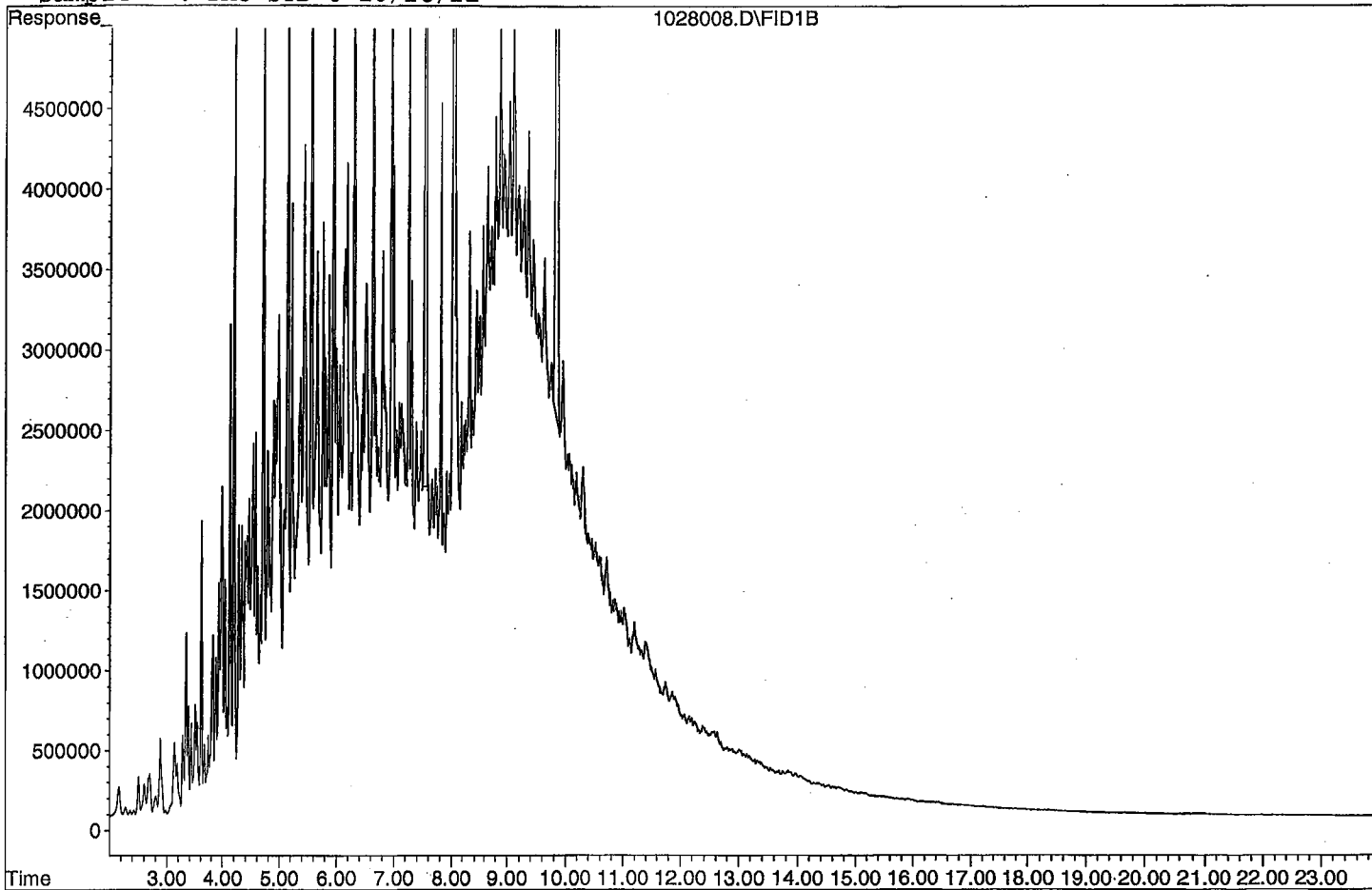
Volume Inj. : 2UL
 Signal Phase : DB-5
 Signal Info : FID02A

Compound	R.T.	Response	Conc Units
System Monitoring Compounds			
3) SA Ortho-Terphenyl(S)	7.54	435798382	69.672 ppb
Surrogate Spike 30.000		Recovery =	232.24%
4) SA Octacosane(S)	9.84	325688048	72.009 ppb
Surrogate Spike 30.000		Recovery =	240.03%
Target Compounds			
1) HATM Diesel (C10-C24)	6.49	7163144090	1423.140 ppb
2) HBTM Motor Oil (C24-C40)	14.96	5028351305	1472.405 ppb

Target Compounds

Quantitation Report

Data File: G:\APOLLO\DATA\211028\1028008.D
Sample : DMO STD 6 10/28/21



Data File : G:\APOLLO\DATA\211028\1028009.D Vial: 9
 Acq On : 10-28-21 12:08:10 Operator: KA
 Sample : DMO STD 7 10/28/21 Inst : Apollo
 Misc : water Multiplr: 1.00
 IntFile : events.e
 Quant Time: Oct 28 15:39 2021 Quant Results File: DOC1028.RES

Method : G:\APOLLO\DATA\211028\DOC1028.M (Chemstation Integrator)
 Title : 8015 B&C
 Last Update : Thu Oct 28 15:39:11 2021
 Response via : Multiple Level Calibration

Volume Inj. : 2UL
 Signal Phase : DB-5
 Signal Info : FID02A

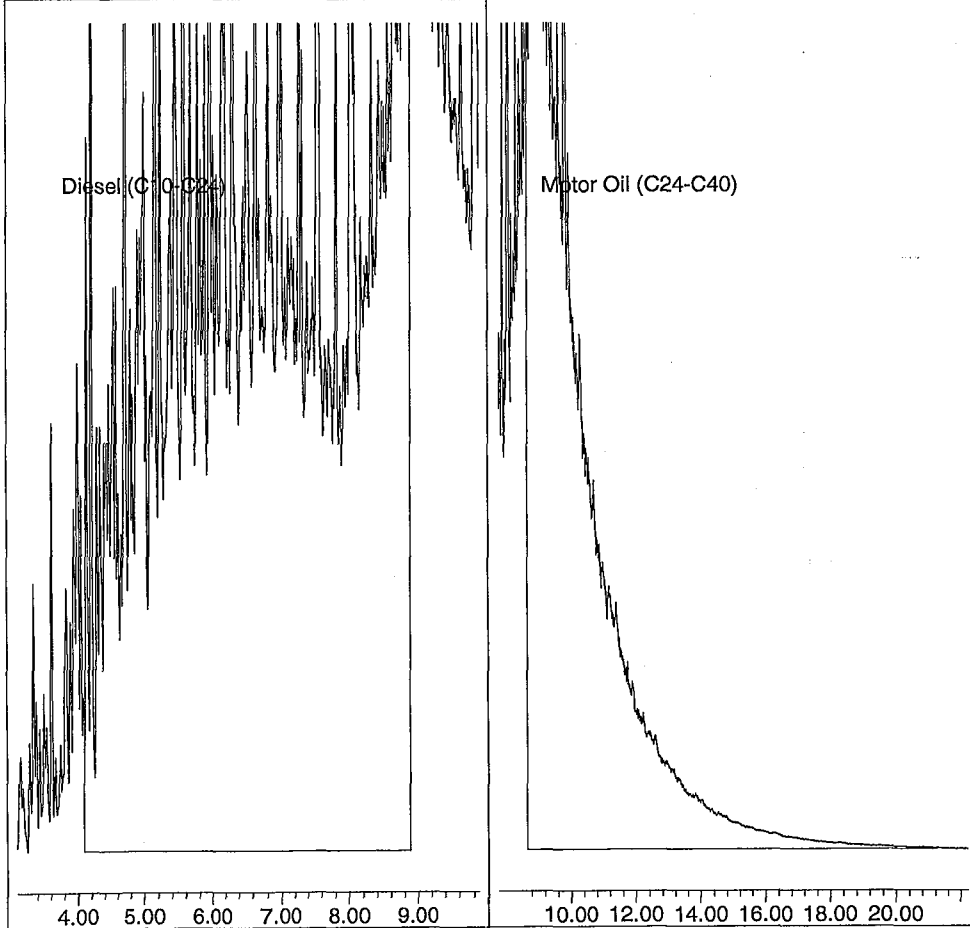
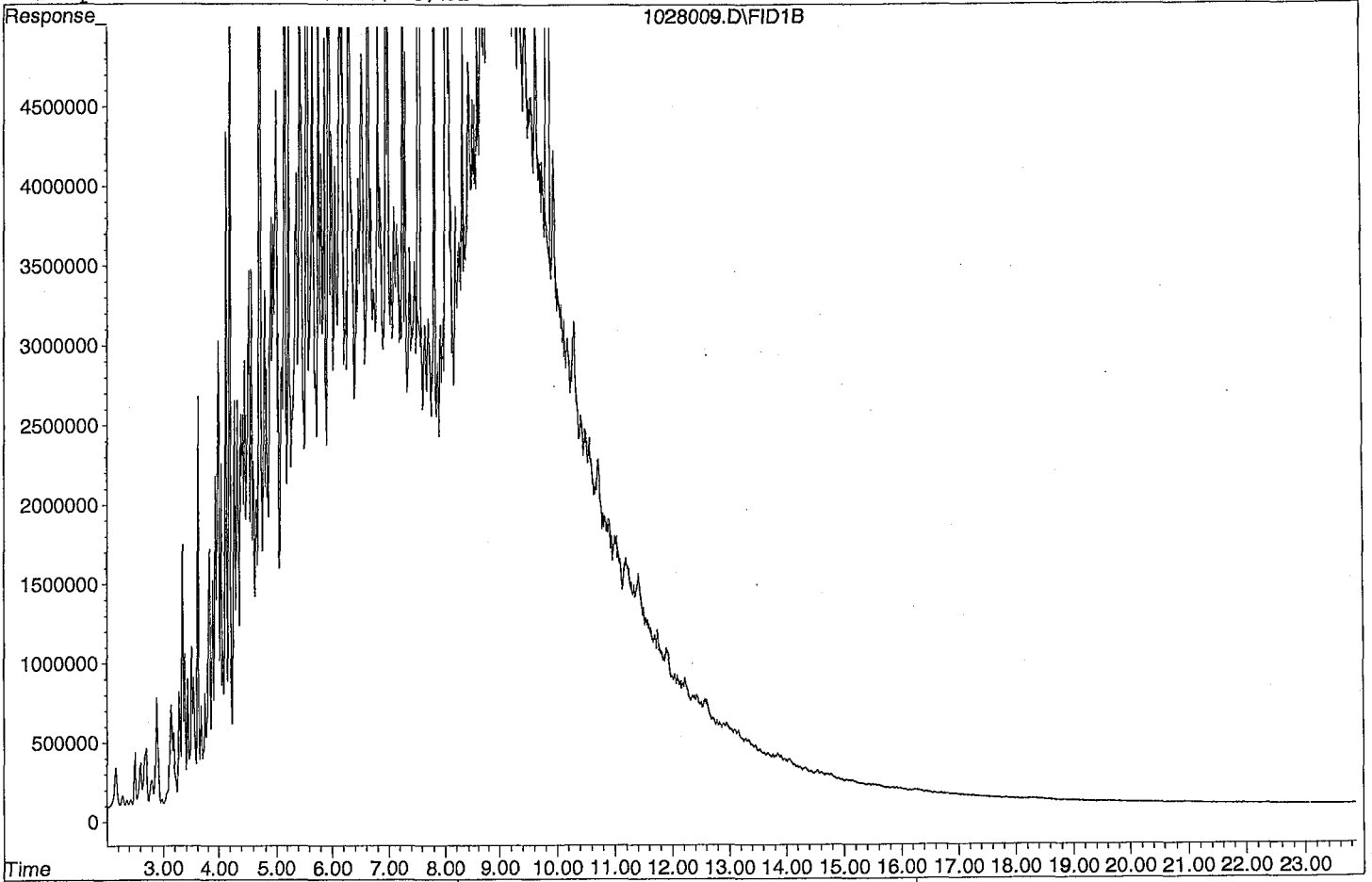
Compound	R.T.	Response	Conc Units
System Monitoring Compounds			
3) SA Ortho-Terphenyl(S)	7.54	617758709	98.762 ppb
Surrogate Spike 30.000		Recovery =	329.21%
4) SA Octacosane(S)	9.85	457331573	101.116 ppb
Surrogate Spike 30.000		Recovery =	337.05%
Target Compounds			
1) HATM Diesel (C10-C24)	6.49	10255165539	2037.448 ppb
2) HBTM Motor Oil (C24-C40)	14.96	6914631831	2028.526 ppb

Target Compounds

Quantitation Report

Data File: G:\APOLLO\DATA\211028\1028009.D

Sample : DMO STD 7 10/28/21



TPH Extractables
DOC1028

Form 7

Second Source Calibration

Lab Name: APPL, Inc.
Case No: _____
Matrix: Water

SDG No: _____
Date Analyzed: 10/28/2021
Instrument: Apollo
Initial Cal. Date: 10/28/2021
Data File: 1028010.D

	Compound	MEAN	CCRF	%D	%Drift	
1	HATM Diesel (C10-C24)	2516670	2266400	9.9	HATM	
2	HBTM Motor Oil (C24-C40)	2492040	1663520	33	HBTML	5.9
3						
4						
5						
6						
7						
8						
9						
10						
11						
12						
13						
14						
15						
16						
17						
18						
19						
20						
21						
22						
23						
24						
25						
26						
27						
28						
29						
30						
31						
32						
33						
34						
35						
36						
37						
38						
39						
40	Average			21.5		

Data File : G:\APOLLO\DATA\211028\1028010.D Vial: 10
 Acq On : 10-28-21 12:36:26 Operator: KA
 Sample : DMO Second Source 10/28/21 Inst : Apollo
 Misc : water Multiplr: 1.00
 IntFile : events.e
 Quant Time: Oct 28 15:39 2021 Quant Results File: DOC1028.RES

Method : G:\APOLLO\DATA\211028\DOC1028.M (Chemstation Integrator)
 Title : 8015 B&C
 Last Update : Thu Oct 28 15:39:11 2021
 Response via : Multiple Level Calibration

Volume Inj. : 2UL
 Signal Phase : DB-5
 Signal Info : FID02A


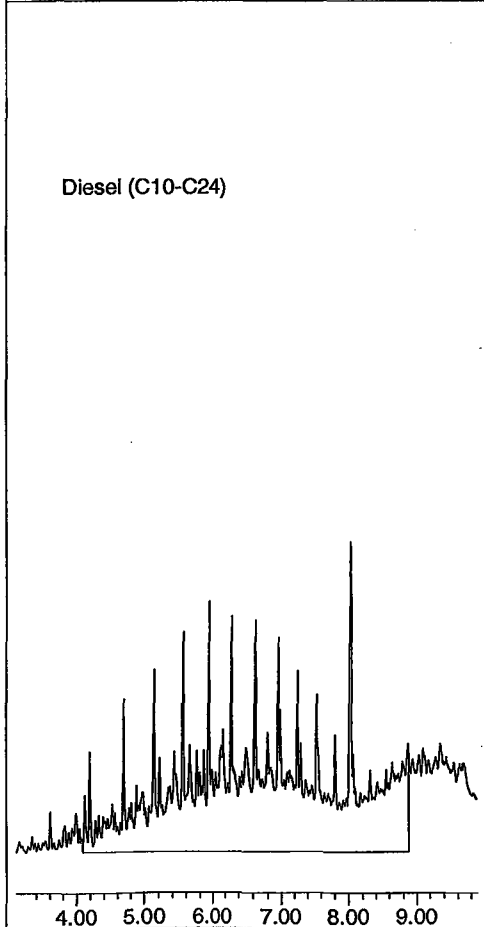
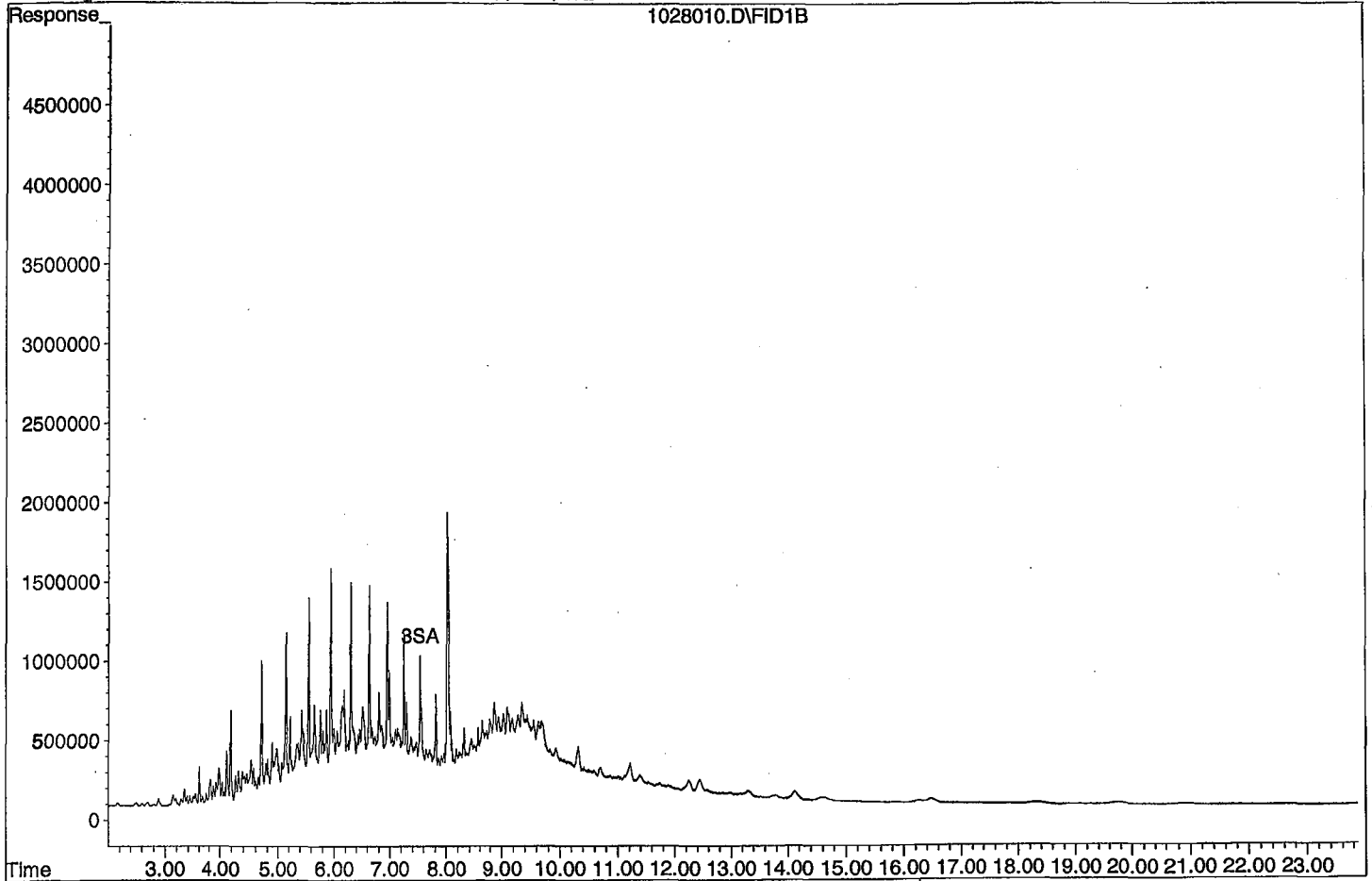
Compound	R.T.	Response	Conc Units
System Monitoring Compounds			
3) SA Ortho-Terphenyl(S)	7.53	4250105	0.679 ppb
Surrogate Spike 30.000		Recovery =	2.26%
4) SA Octacosane(S)	9.83	-3553	N.D. ppb
Surrogate Spike 30.000		Recovery =	0.00%
Target Compounds			
1) HATM Diesel (C10-C24)	6.49	1133202337	225.139 ppb
2) HBTM Motor Oil (C24-C40)	14.96	831758038	235.148 ppb

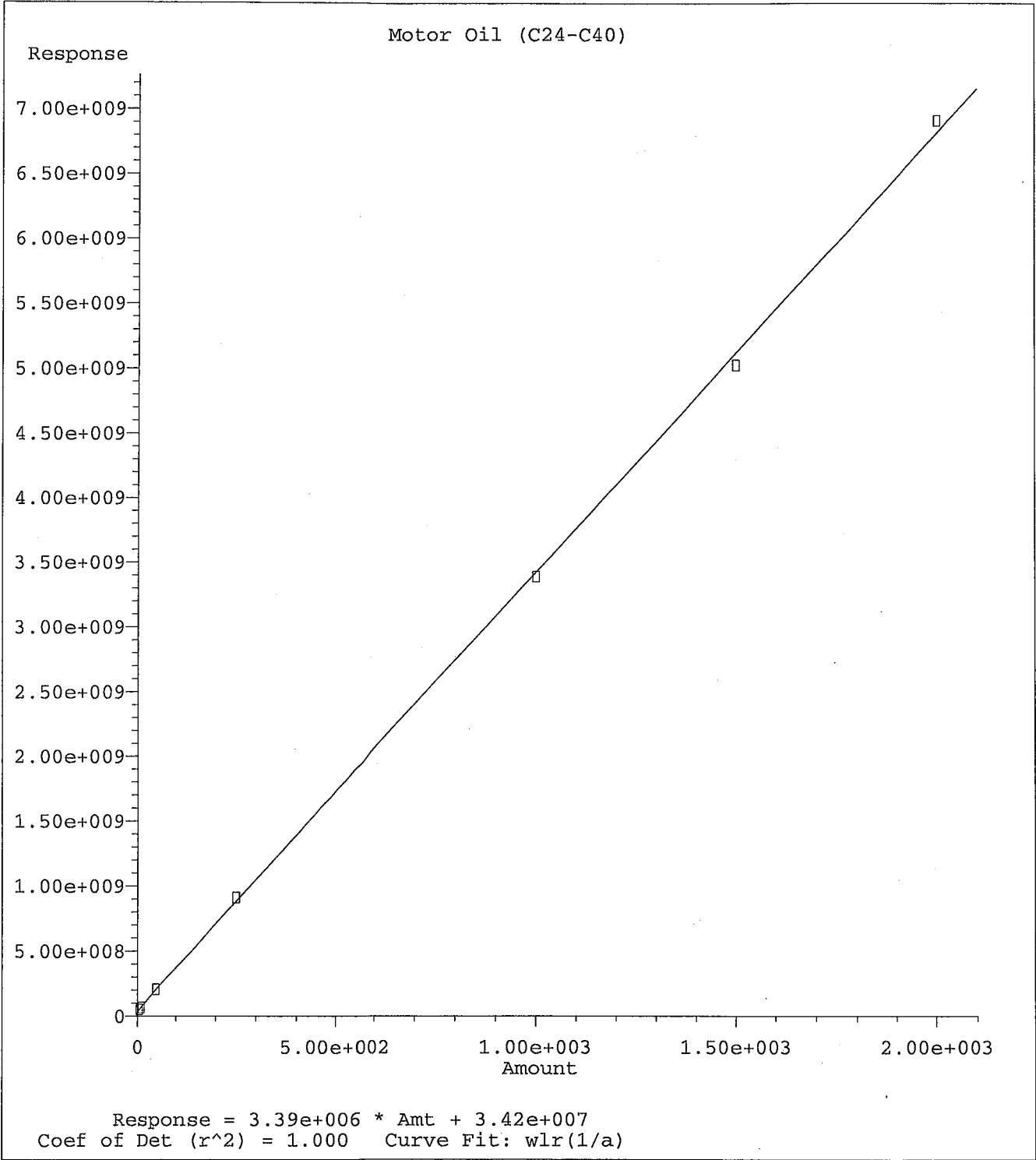
Target Compounds

Quantitation Report

Data File: G:\APOLLO\DATA\211028\1028010.D

Sample : DMO Second Source 10/28/21





Method Name: G:\APOLLO\DATA\211028\DOC1028.M
 Calibration Table Last Updated: Thu Oct 28 15:37:06 2021

TPH Extractables
DOC1028

Form 7
Continuing Calibration

Lab Name: APPL, Inc.
Case No: _____
Matrix: Water

SDG No: _____
Date Analyzed: 11/2/2021
Instrument: Apollo
Initial Cal. Date: 10/28/2021
Data File: 1101060.D

		Compound	MEAN	CCRF	%D	%Drift
1	HATM	Diesel (C10-C24)	2516670	2452670	2.5	HATM
2	HBTM	Motor Oil (C24-C40)	2492040	1852340	26	HBTML 5.2
3	SA	Ortho-Terphenyl(S)	3127510	3053340	2.4	SA
4	SA	Octacosane(S)	2261430	2273270	0.52	SA
5						
6						
7						
8						
9						
10						
11						
12						
13						
14						
15						
16						
17						
18						
19						
20						
21						
22						
23						
24						
25						
26						
27						
28						
29						
30						
31						
32						
33						
34						
35						
36						
37						
38						
39						
40		Average			7.9	

Quantitation Report (Not Reviewed)

Data File : G:\APOLLO\DATA\211101\1101060.D Vial: 60
 Acq On : 11-2-21 20:52:14 Operator: KA
 Sample : DMO LVL 4 CCV 10/27/21 Inst : Apollo
 Misc : water Multiplr: 1.00
 IntFile : events.e
 Quant Time: Nov 30 14:24 2021 Quant Results File: DOC1028.RES

Method : G:\APOLLO\DATA\211028\DOC1028.M (Chemstation Integrator)
 Title : 8015 B&C
 Last Update : Tue Nov 30 12:15:14 2021
 Response via : Multiple Level Calibration

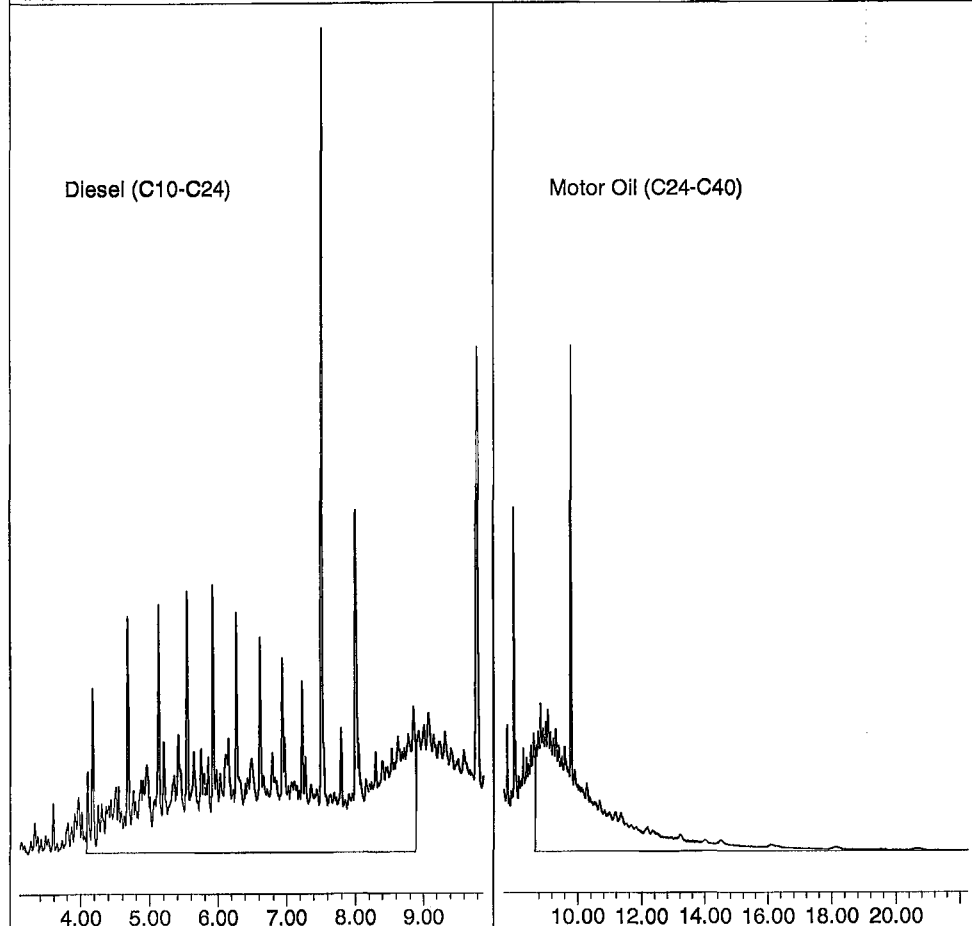
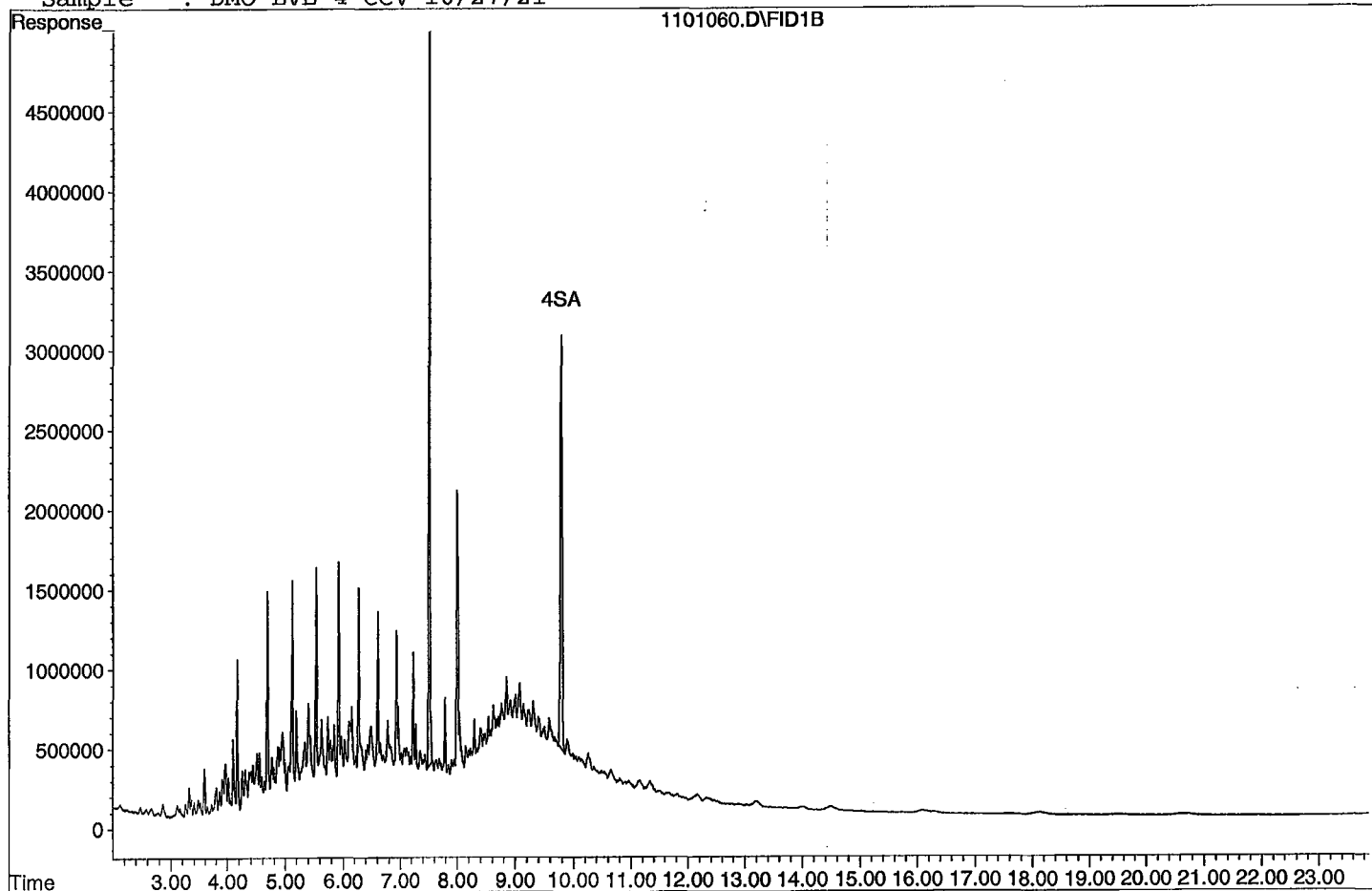
Volume Inj. : 2UL
 Signal Phase : DB-5
 Signal Info : FID02A

Compound	R.T.	Response	Conc Units
System Monitoring Compounds			
3) SA Ortho-Terphenyl(S)	7.51	76333578	12.204 ppb
Surrogate Spike 30.000		Recovery =	40.68%
4) SA Octacosane(S)	9.79	56831725	12.565 ppb
Surrogate Spike 30.000		Recovery =	41.88%
Target Compounds			
1) HATM Diesel (C10-C24)	6.49	1226334750	243.642 ppb
2) HBTM Motor Oil (C24-C40)	14.96	926170268	262.983 ppb
Target Compounds			

Quantitation Report

Data File: G:\APOLLO\DATA\211101\1101060.D

Sample : DMO LVL 4 CCV 10/27/21



TPH Extractables
DOC1028

Form 7

Continuing Calibration

Lab Name: APPL, Inc.
Case No: _____
Matrix: Water

SDG No: _____
Date Analyzed: 11/3/2021
Instrument: Apollo
Initial Cal. Date: 10/28/2021
Data File: 1101085.D

		Compound	MEAN	CCRF	%D	%Drift	
1	HATM	Diesel (C10-C24)	2516670	2364630	6.0	HATM	
2	HBTM	Motor Oil (C24-C40)	2492040	1738480	30	HBTML	1.5
3	SA	Ortho-Terphenyl(S)	3127510	2944940	5.8	SA	
4	SA	Octacosane(S)	2261430	2183220	3.5	SA	
5							
6							
7							
8							
9							
10							
11							
12							
13							
14							
15							
16							
17							
18							
19							
20							
21							
22							
23							
24							
25							
26							
27							
28							
29							
30							
31							
32							
33							
34							
35							
36							
37							
38							
39							
40							

Average

11.3

Quantitation Report (Not Reviewed)

Data File : G:\APOLLO\DATA\211101\1101085.D Vial: 85
 Acq On : 11-3-21 8:35:02 Operator: KA
 Sample : DMO LVL 4 CCV 10/27/21 Inst : Apollo
 Misc : water Multiplr: 1.00
 IntFile : events.e
 Quant Time: Nov 30 12:18 2021 Quant Results File: DOC1028.RES

Method : G:\APOLLO\DATA\211028\DOC1028.M (Chemstation Integrator)
 Title : 8015 B&C
 Last Update : Tue Nov 30 12:15:14 2021
 Response via : Multiple Level Calibration

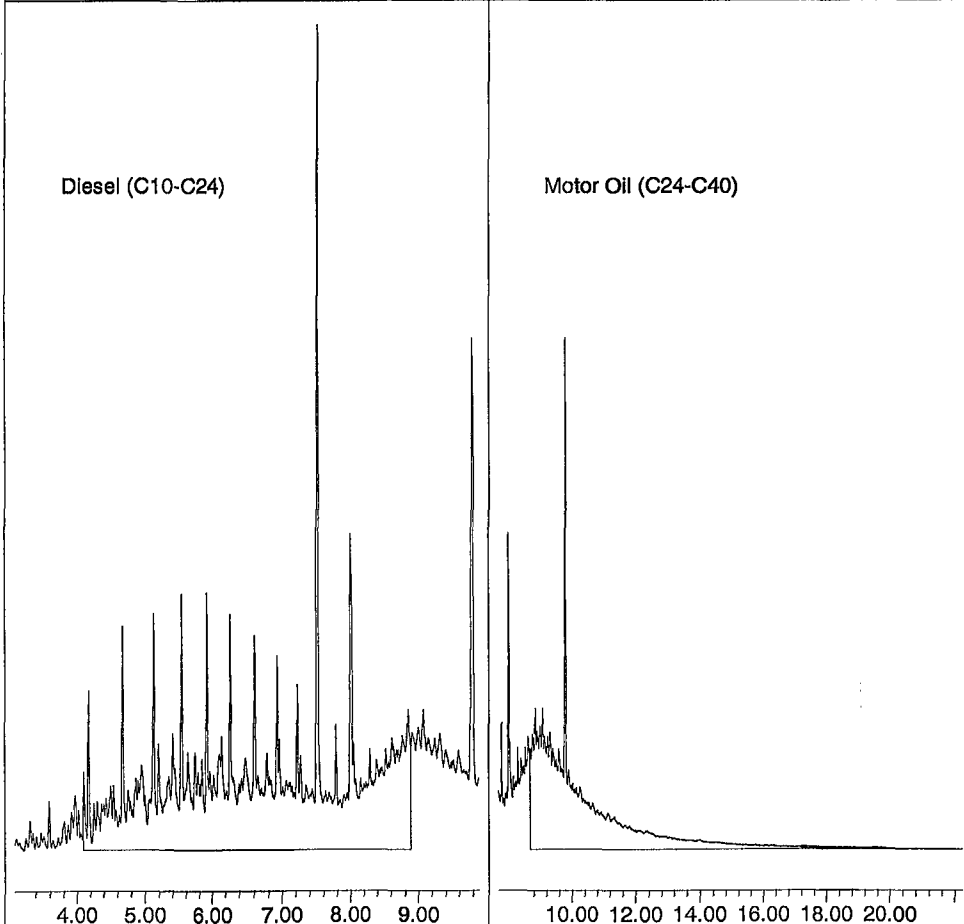
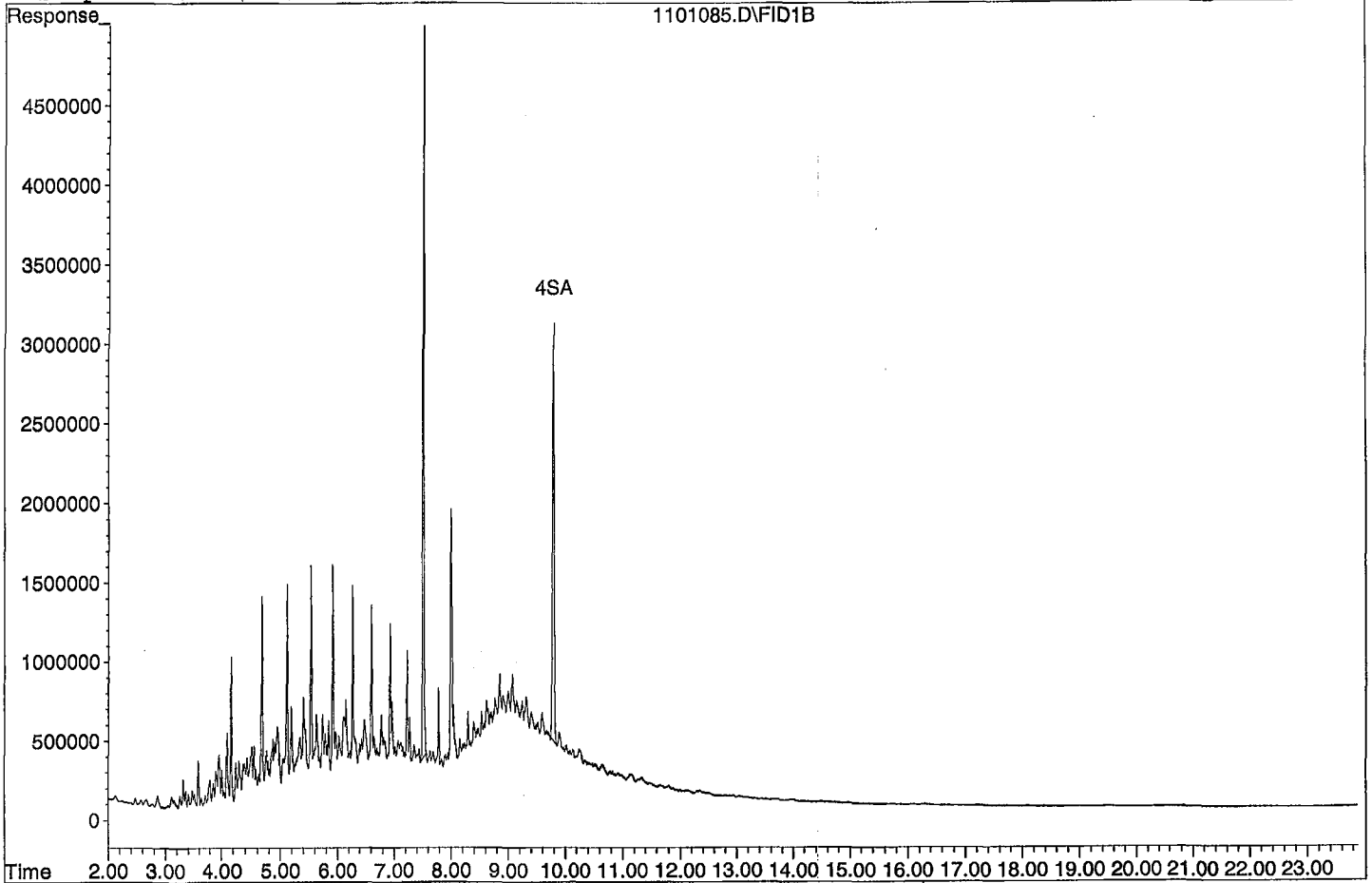
Volume Inj. : 2UL
 Signal Phase : DB-5
 Signal Info : FID02A

Compound	R.T.	Response	Conc Units
System Monitoring Compounds			
3) SA Ortho-Terphenyl (S)	7.51	73623448	11.770 ppb
Surrogate Spike 30.000		Recovery =	39.23%
4) SA Octacosane (S)	9.79	54580401	12.068 ppb
Surrogate Spike 30.000		Recovery =	40.23%
Target Compounds			
1) HATM Diesel (C10-C24)	6.49	1182316049	234.897 ppb
2) HBTM Motor Oil (C24-C40)	14.96	869240974	246.199 ppb
Target Compounds			

Quantitation Report

Data File: G:\APOLLO\DATA\211101\1101085.D

Sample : DMO LVL 4 CCV 10/27/21



TPH Extractables
DOC1028

Form 7

Continuing Calibration

Lab Name: APPL, Inc.
Case No: _____
Matrix: Water

SDG No: _____
Date Analyzed: 11/3/2021
Instrument: Apollo
Initial Cal. Date: 10/28/2021
Data File: 1101099.D

	Compound	MEAN	CCRF	%D	%Drift
1	HATM Diesel (C10-C24)	2516670	2318620	7.9	HATM
2	HBTM Motor Oil (C24-C40)	2492040	1716500	31	HBTML 2.8
3	SA Ortho-Terphenyl(S)	3127510	2958900	5.4	SA
4	SA Octacosane(S)	2261430	2197680	2.8	SA
5					
6					
7					
8					
9					
10					
11					
12					
13					
14					
15					
16					
17					
18					
19					
20					
21					
22					
23					
24					
25					
26					
27					
28					
29					
30					
31					
32					
33					
34					
35					
36					
37					
38					
39					
40	Average			11.8	

Quantitation Report (Not Reviewed)

Data File : G:\APOLLO\DATA\211101\1101099.D Vial: 99
 Acq On : 11-3-21 15:10:25 Operator: KA
 Sample : DMO LVL 4 CCV 10/27/21 Inst : Apollo
 Misc : water Multiplr: 1.00
 IntFile : events.e
 Quant Time: Nov 4 7:17 2021 Quant Results File: DOC1028.RES

Method : G:\APOLLO\DATA\211028\DOC1028.M (Chemstation Integrator)
 Title : 8015 B&C
 Last Update : Tue Nov 30 12:15:14 2021
 Response via : Multiple Level Calibration

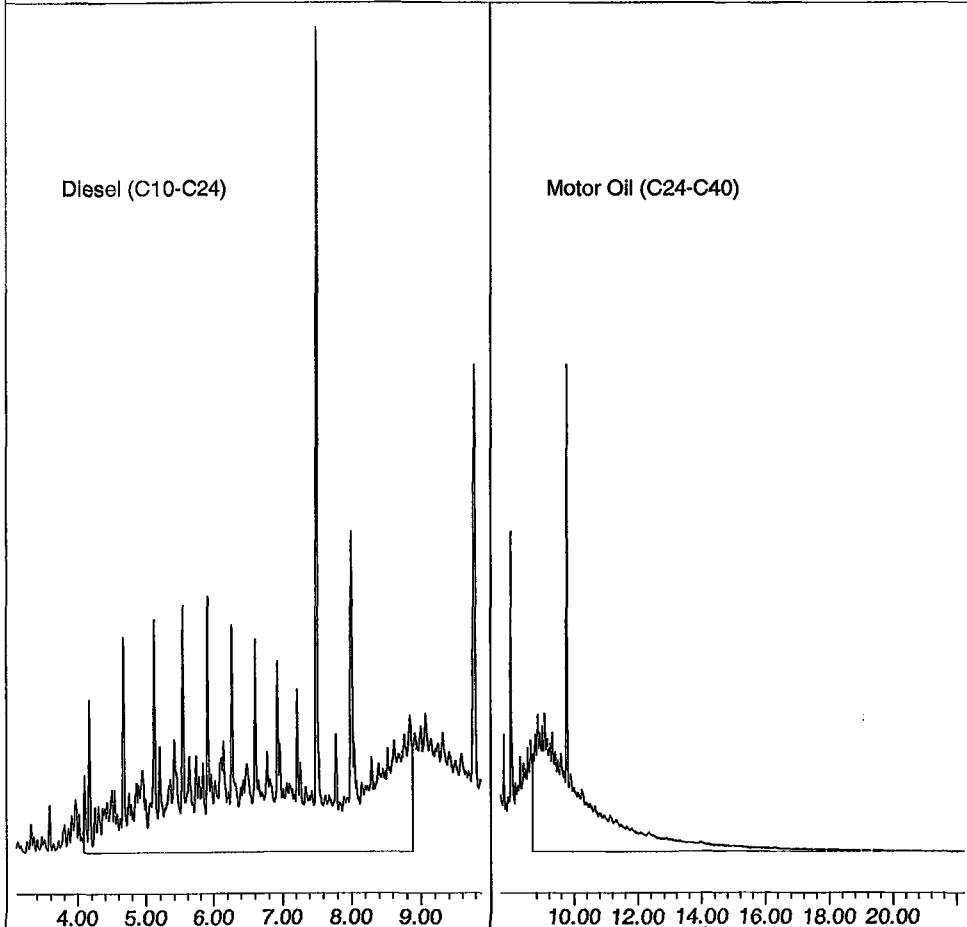
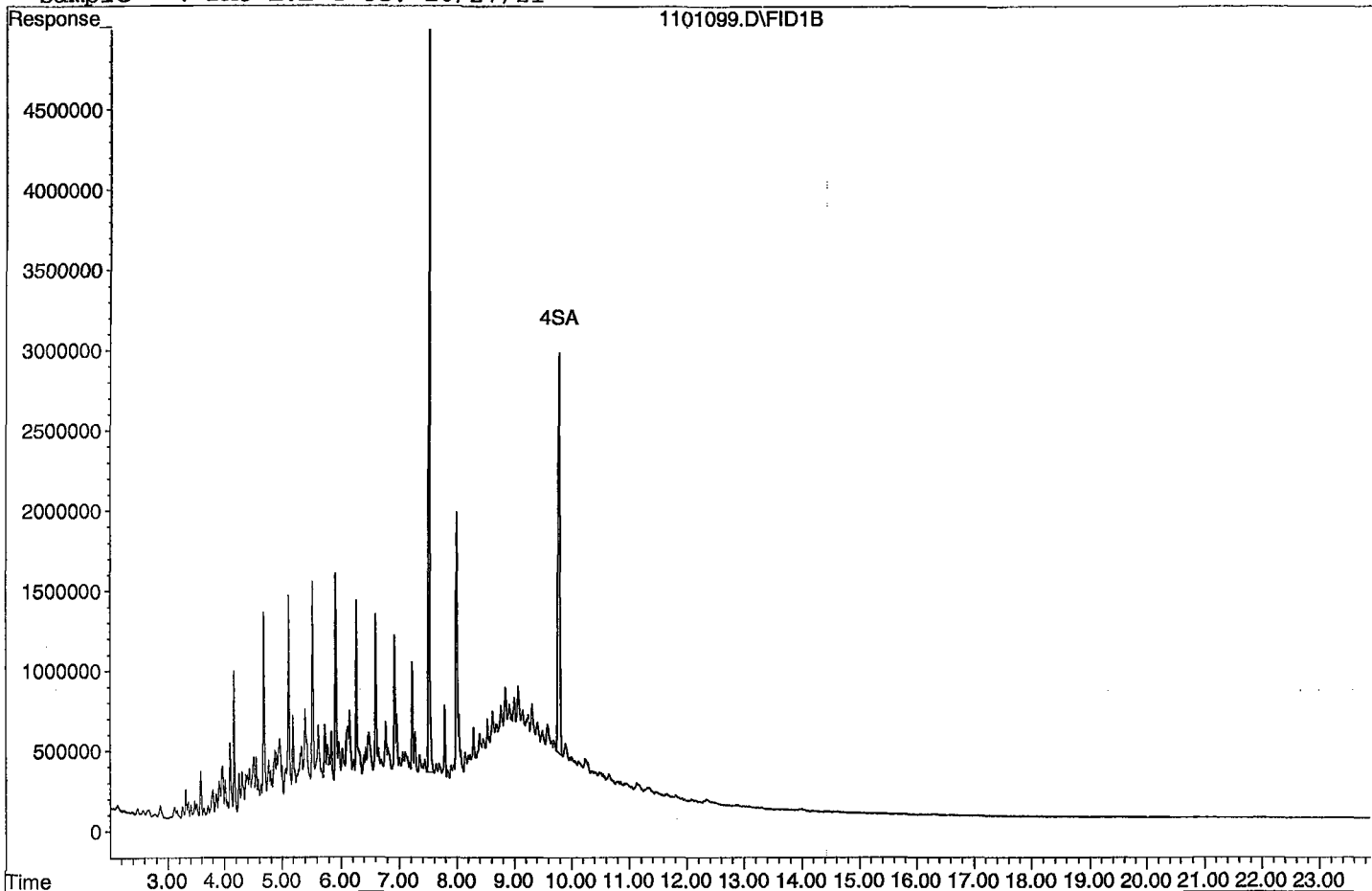
Volume Inj. : 2UL
 Signal Phase : DB-5
 Signal Info : FID02A

Compound	R.T.	Response	Conc Units
System Monitoring Compounds			
3) SA Ortho-Terphenyl(S)	7.51	73972438	11.826 ppb
Surrogate Spike 30.000		Recovery =	39.42%
4) SA Octacosane(S)	9.78	54942059	12.148 ppb
Surrogate Spike 30.000		Recovery =	40.49%
Target Compounds			
1) HATM Diesel (C10-C24)	6.49	1159311548	230.327 ppb
2) HBTM Motor Oil (C24-C40)	14.96	858248232	242.958 ppb

Target Compounds

Quantitation Report

Data File: G:\APOLLO\DATA\211101\1101099.D
Sample : DMO LVL 4 CCV 10/27/21



ORGANICS
Raw Data

Quantitation Report (QT Reviewed)

Data File : G:\APOLLO\DATA\211101\1101086.D Vial: 86
 Acq On : 11-3-21 9:03:03 Operator: KA
 Sample : BA42529W01 5/1000 Inst : Apollo
 Misc : water Multiplr: 5.00
 IntFile : events.e
 Quant Time: Nov 8 12:12 2021 Quant Results File: DOC1028.RES

Method : G:\APOLLO\DATA\211028\DOC1028.M (Chemstation Integrator)
 Title : 8015 B&C
 Last Update : Mon Nov 08 12:05:25 2021
 Response via : Multiple Level Calibration

Volume Inj. : 2UL
 Signal Phase : DB-5
 Signal Info : FID02A

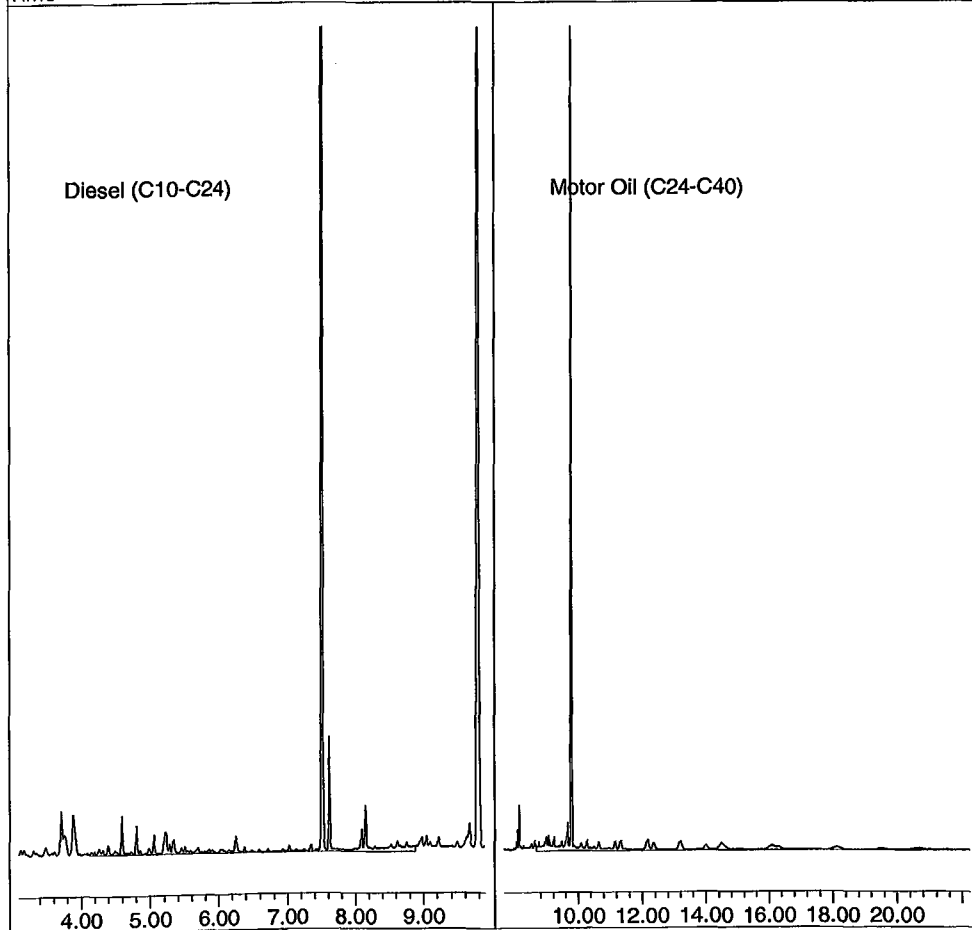
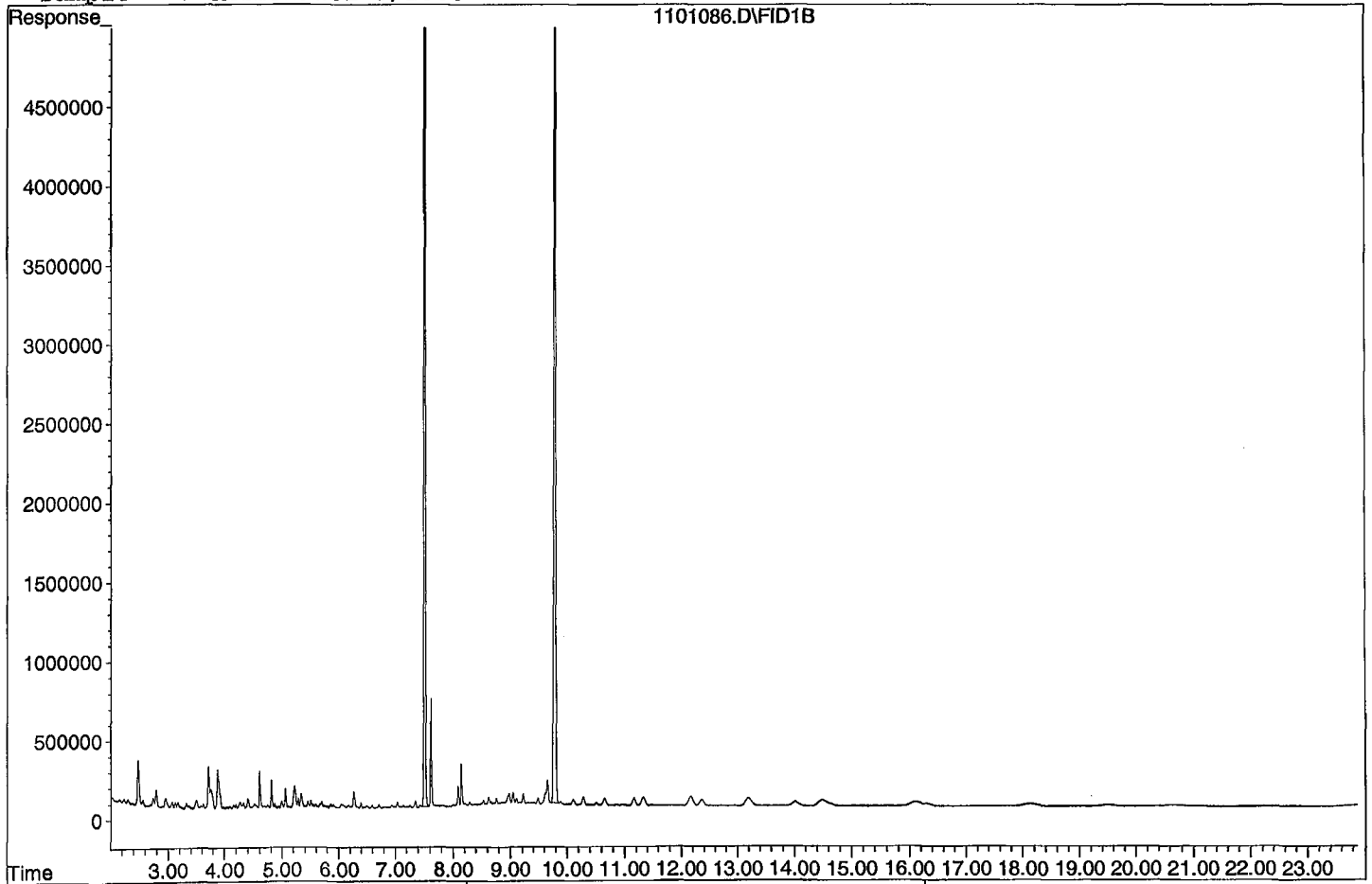
Compound	R.T.	Response	Conc Units
System Monitoring Compounds			
3) SA Ortho-Terphenyl(S)	7.51	133085216	106.383 ppb
Surrogate Spike 150.000		Recovery =	70.92%
4) SA Octacosane(S)	9.79	117445094	129.835 ppb
Surrogate Spike 150.000		Recovery =	86.56%
Target Compounds			
1) HATM Diesel (C10-C24)	6.49	69812059	69.350 ppb
2) HBTM Motor Oil (C24-C40)	14.96	110460999	112.460 ppb

Target Compounds

Quantitation Report

Data File: G:\APOLLO\DATA\211101\1101086.D

Sample : BA42529W01 5/1000



Quantitation Report (QT Reviewed)

Data File : G:\APOLLO\DATA\211101\1101087.D Vial: 87
 Acq On : 11-3-21 9:31:08 Operator: KA
 Sample : BA42530W01 5/1000 Inst : Apollo
 Misc : water Multiplr: 5.00
 IntFile : events.e
 Quant Time: Nov 8 12:13 2021 Quant Results File: DOC1028.RES

Method : G:\APOLLO\DATA\211028\DOC1028.M (Chemstation Integrator)
 Title : 8015 B&C
 Last Update : Mon Nov 08 12:05:25 2021
 Response via : Multiple Level Calibration

Volume Inj. : 2UL
 Signal Phase : DB-5
 Signal Info : FID02A

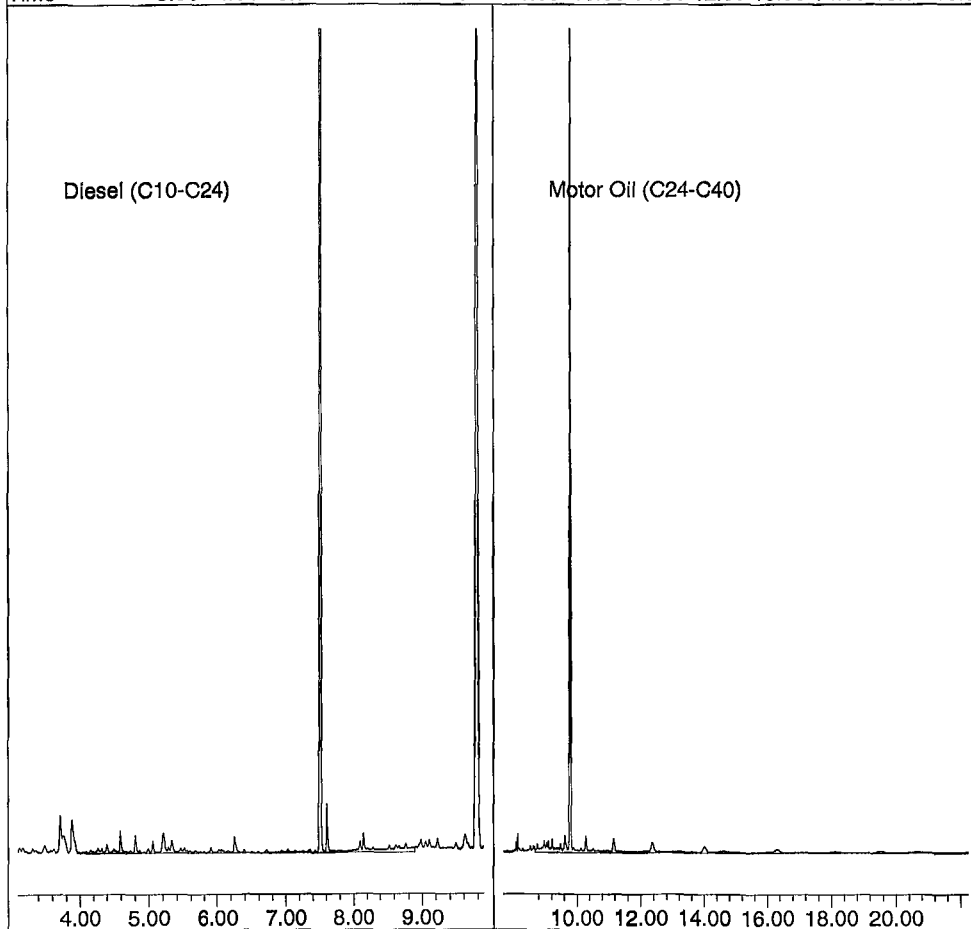
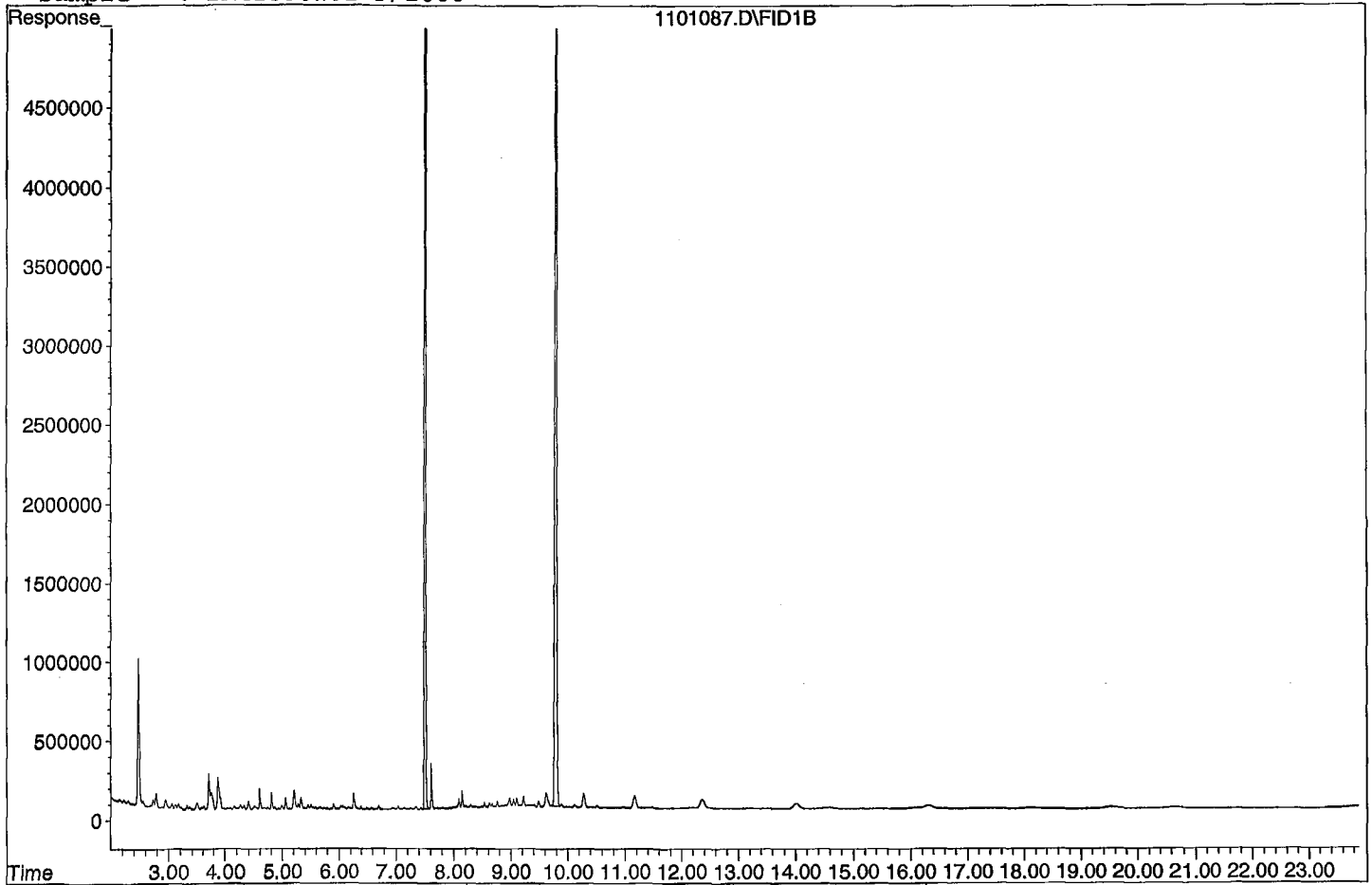
Compound	R.T.	Response	Conc Units
System Monitoring Compounds			
3) SA Ortho-Terphenyl(S)	7.51	139780194	111.735 ppb
Surrogate Spike 150.000		Recovery =	74.49%
4) SA Octacosane(S)	9.79	122496889	135.420 ppb
Surrogate Spike 150.000		Recovery =	90.28%
Target Compounds			
1) HATM Diesel (C10-C24)	6.49	47238260	46.925 ppb
2) HBTM Motor Oil (C24-C40)	14.96	80889727	68.869 ppb

Target Compounds

Quantitation Report

Data File: G:\APOLLO\DATA\211101\1101087.D

Sample : BA42530W01 5/1000



Quantitation Report (QT Reviewed)

Data File : G:\APOLLO\DATA\211101\1101069.D Vial: 69
 Acq On : 11-3-21 1:05:57 Operator: KA
 Sample : 211008A BLK 5/1000 Inst : Apollo
 Misc : water Multiplr: 5.00
 IntFile : events.e
 Quant Time: Nov 8 12:05 2021 Quant Results File: DOC1028.RES

Method : G:\APOLLO\DATA\211028\DOC1028.M (Chemstation Integrator)
 Title : 8015 B&C
 Last Update : Mon Nov 08 12:05:25 2021
 Response via : Multiple Level Calibration

Volume Inj. : 2UL
 Signal Phase : DB-5
 Signal Info : FID02A

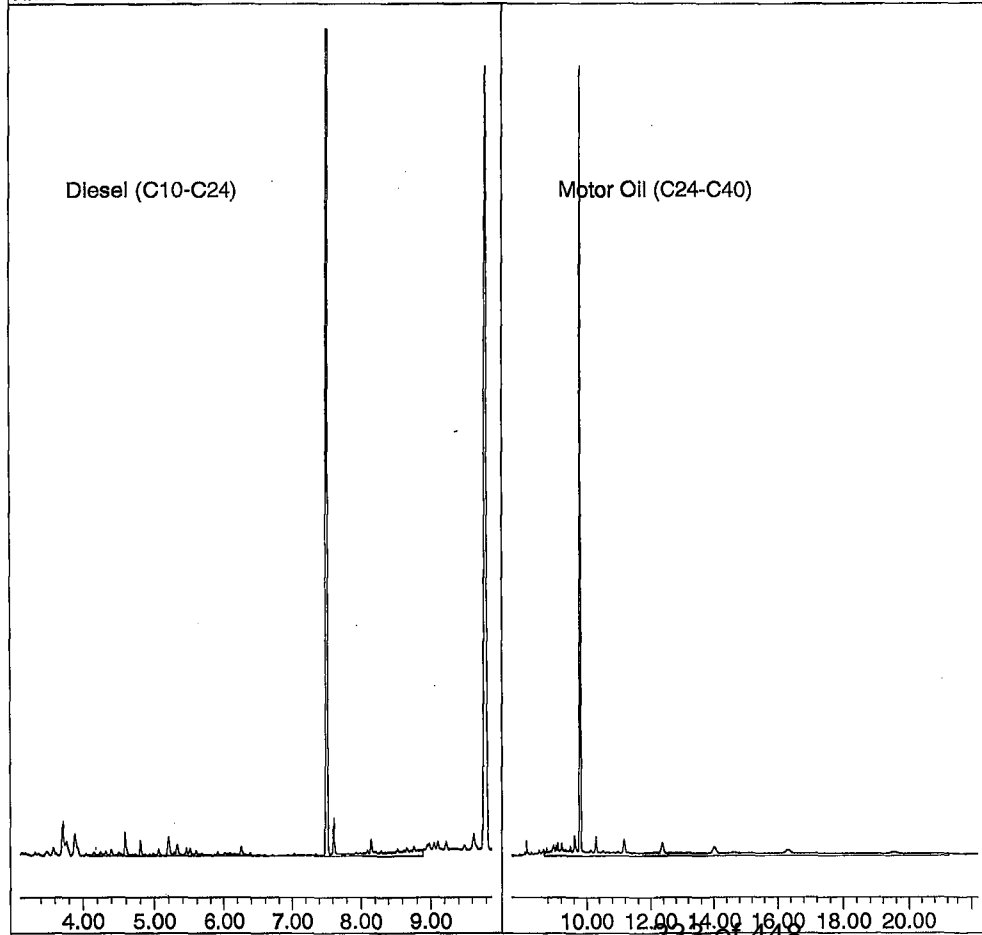
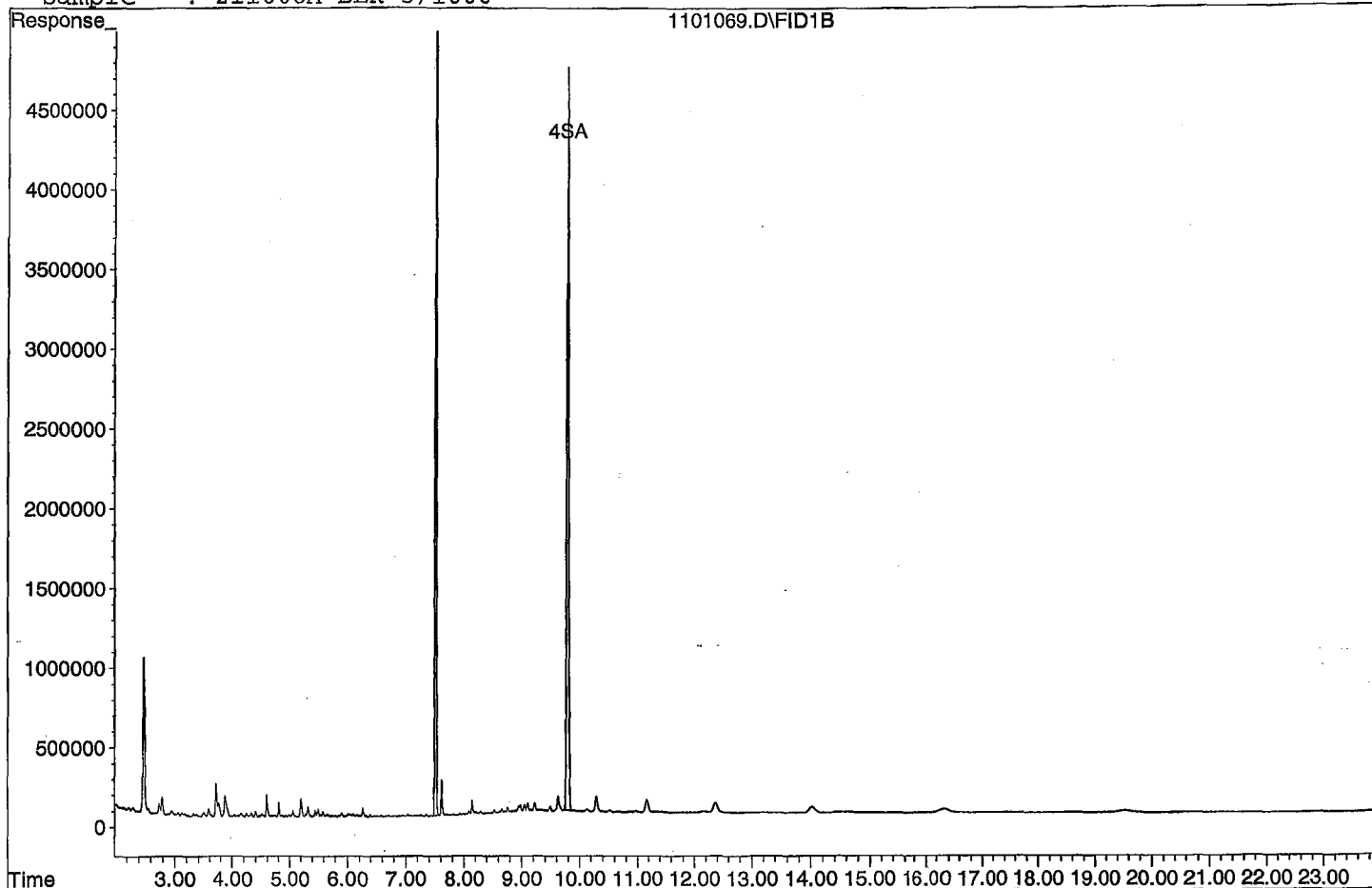
Compound	R.T.	Response	Conc Units
System Monitoring Compounds			
3) SA Ortho-Terphenyl(S)	7.51	116997870	93.523 ppb
Surrogate Spike 150.000		Recovery =	62.35%
4) SA Octacosane(S)	9.79	103592394	114.521 ppb
Surrogate Spike 150.000		Recovery =	76.35%
Target Compounds			
1) HATM Diesel (C10-C24)	6.49	46770853	46.461 ppb
2) HBTM Motor Oil (C24-C40)	14.96	155623733	179.035 ppb

Target Compounds

Quantitation Report

Data File: G:\APOLLO\DATA\211101\1101069.D

Sample : 211008A BLK 5/1000



253 of 448

Quantitation Report (QT Reviewed)

Data File : G:\APOLLO\DATA\211101\1101070.D Vial: 70
 Acq On : 11-3-21 1:34:03 Operator: KA
 Sample : 211008A LCS-1 5/1000 Inst : Apollo
 Misc : water Multiplr: 5.00
 IntFile : events.e
 Quant Time: Nov 8 12:06 2021 Quant Results File: DOC1028.RES

Method : G:\APOLLO\DATA\211028\DOC1028.M (Chemstation Integrator)
 Title : 8015 B&C
 Last Update : Mon Nov 08 12:05:25 2021
 Response via : Multiple Level Calibration

Volume Inj. : 2UL
 Signal Phase : DB-5
 Signal Info : FID02A

Compound	R.T.	Response	Conc Units
System Monitoring Compounds			
3) SA Ortho-Terphenyl(S)	7.51	130922772	104.654 ppb
Surrogate Spike 150.000		Recovery =	69.77%
4) SA Octacosane(S)	9.79	115967950	128.202 ppb
Surrogate Spike 150.000		Recovery =	85.47%
Target Compounds			
1) HATM Diesel (C10-C24)	6.49	48242798	47.923 ppb
2) HBTM Motor Oil (C24-C40)	14.96	149682735	170.278 ppb

Target Compounds

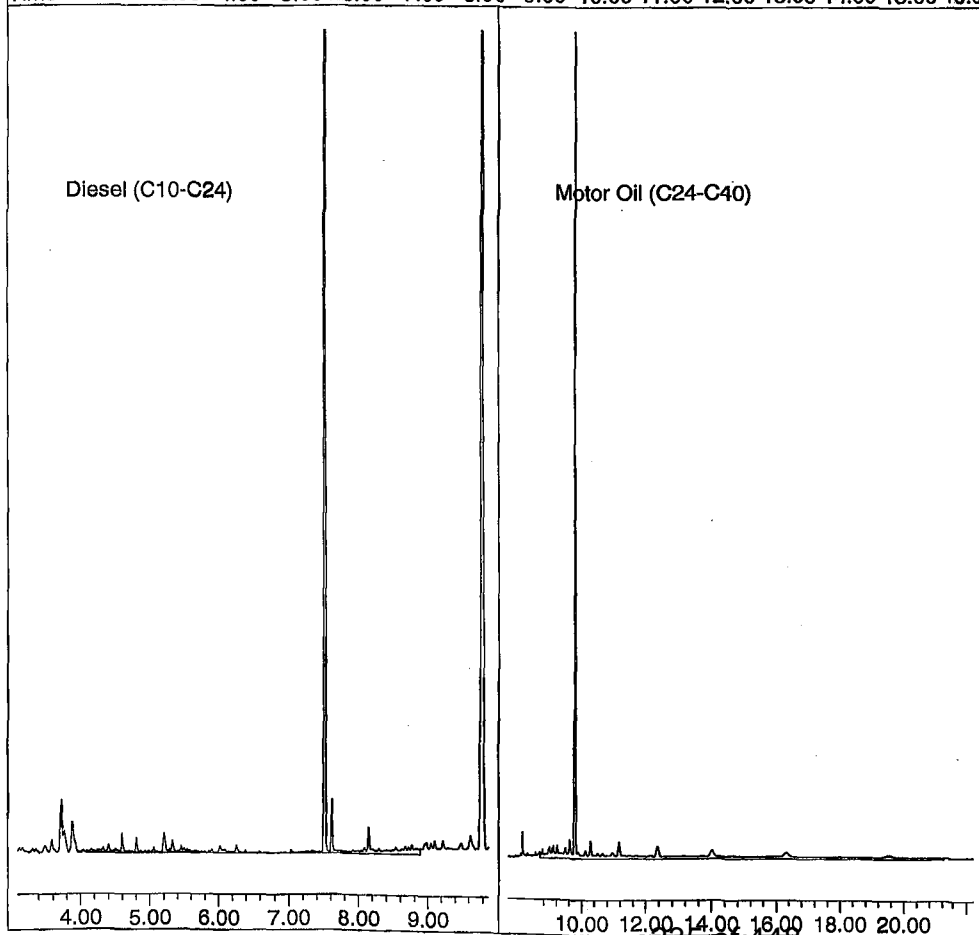
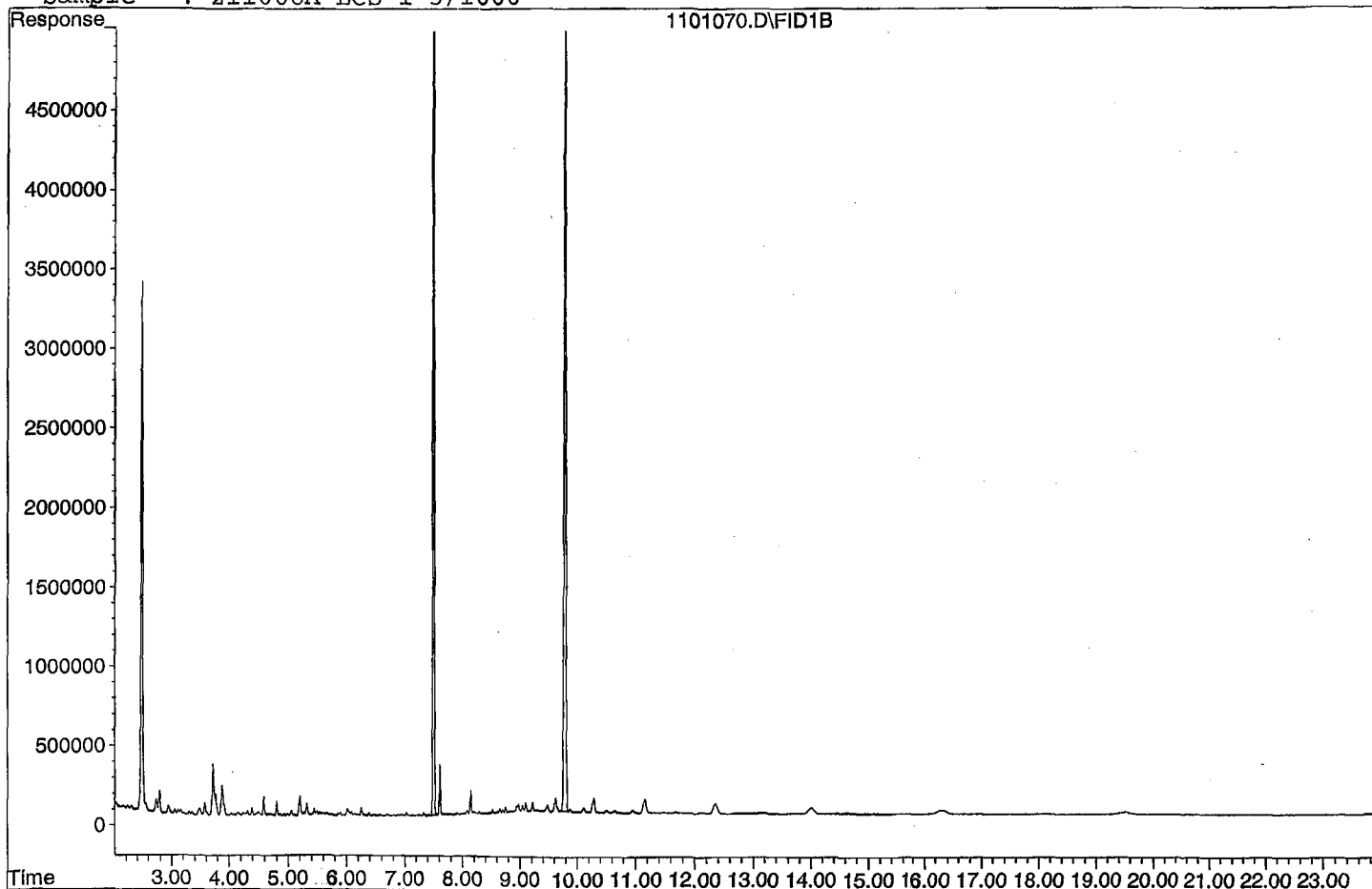
Diesel:

$$\frac{(48242798)(5)}{(2516669)(2)} = \frac{241213990}{5033338} = 47.923$$

Quantitation Report

Data File: G:\APOLLO\DATA\211101\1101070.D

Sample : 211008A LCS-1 5/1000



255 of 448

Quantitation Report (QT Reviewed)

Data File : G:\APOLLO\DATA\211101\1101071.D Vial: 71
 Acq On : 11-3-21 2:02:10 Operator: KA
 Sample : 211008A LCSD-1 5/1000 Inst : Apollo
 Misc : water Multiplr: 5.00
 IntFile : events.e
 Quant Time: Nov 8 12:06 2021 Quant Results File: DOC1028.RES

Method : G:\APOLLO\DATA\211028\DOC1028.M (Chemstation Integrator)
 Title : 8015 B&C
 Last Update : Mon Nov 08 12:05:25 2021
 Response via : Multiple Level Calibration

Volume Inj. : 2UL
 Signal Phase : DB-5
 Signal Info : FID02A

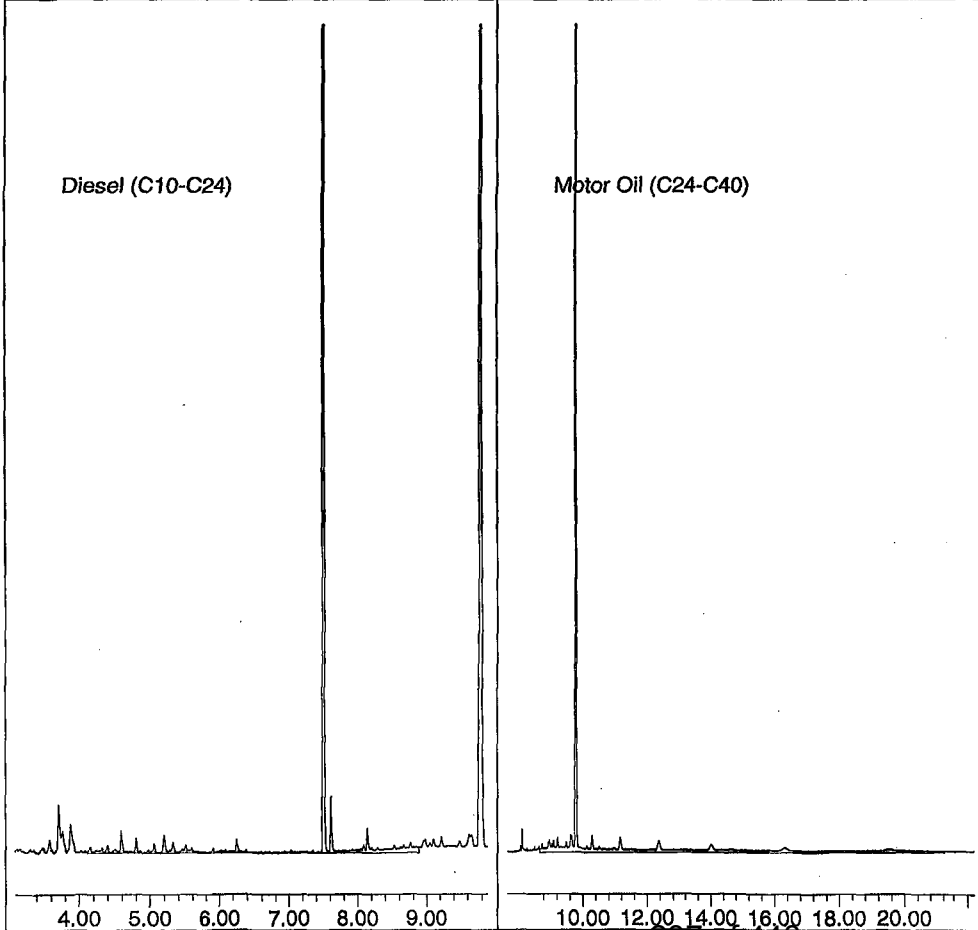
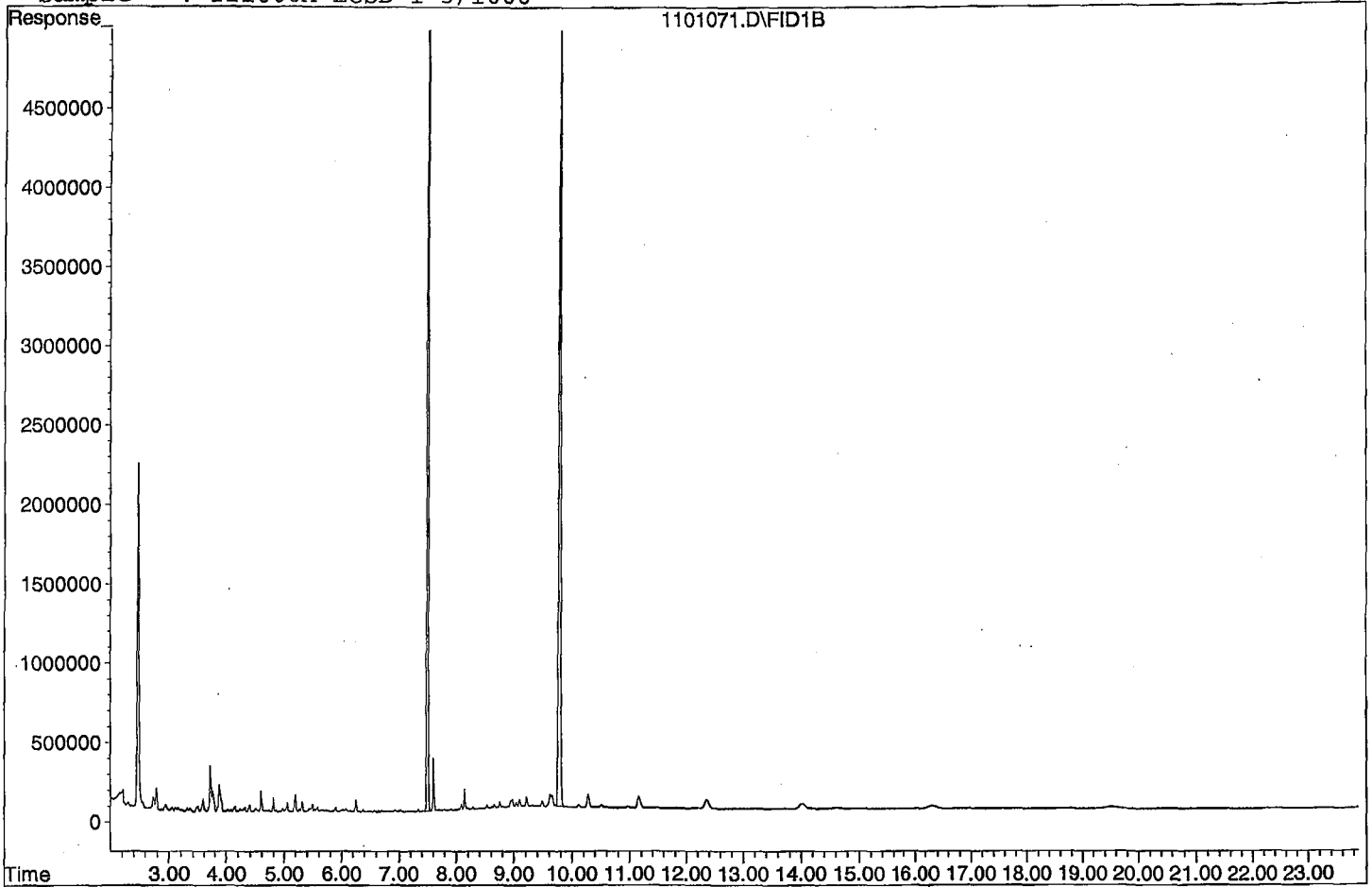
Compound	R.T.	Response	Conc Units
System Monitoring Compounds			
3) SA Ortho-Terphenyl(S)	7.51	137359986	109.800 ppb
Surrogate Spike 150.000		Recovery =	73.20%
4) SA Octacosane(S)	9.79	121883679	134.742 ppb
Surrogate Spike 150.000		Recovery =	89.83%
Target Compounds			
1) HATM Diesel (C10-C24)	6.49	48067117	47.749 ppb
2) HBTM Motor Oil (C24-C40)	14.96	139082696	154.652 ppb

Target Compounds

Quantitation Report

Data File: G:\APOLLO\DATA\211101\1101071.D

Sample : 211008A LCSD-1 5/1000



237 of 448

Diesel / Motor Oil Calibration Curve

Prepared: 10/28/2021

Expires: 5/31/2026

Prepared By (Initials): KA

Methylen

e

Chloride

Lot No. 61117

Initial Standard Information							Final Standard			
Name of Initial Standard (QAU Label)	Supplier	Conc. (ug/mL)	APPL Mix Name	Reference to APPL Prep Date and Lot #'s	Exp. Date	Exp. Date (Manufacturer)	Aliquot From Stock	Final Volume	Solvent	Final Standard Conc. (ug/mL)
Diesel / Motor Oil - 2	APPL	10	Diesel / Motor Oil - 1	Perp'd: 10/6/21 A0164485-52822, A0168842-52820, A0166510-52817 CL16893-52835	See man. Exp date	10/31/2027 12/31/2027 5/31/2026	100uL	200uL	MC	5
Diesel / Motor Oil - 3		50	Diesel / Motor Oil - 2				200uL	1mL	MC	10
Diesel / Motor Oil Calibration STD	Restek	2,000	Diesel / Motor Oil - 3				25uL	1mL	MC	50
			Diesel / Motor Oil - 4				125uL	1mL	MC	250
			Diesel / Motor Oil - 5				500uL	1mL	MC	1000
			Diesel / Motor Oil - 6				750uL	1mL	MC	1500
			Diesel / Motor Oil - 7				100uL	100uL	N/A	2,000

Diesel / Motor Oil Second Source

Prepared: 10/28/2021

Expires: 10/28/2024

Prepared By (Initials): KA

Methylen

e

Chloride

Lot No. 61117

Initial Standard Information							Final Standard			
Name of Initial Standard (QAU Label)	Supplier	Supplier Part No.	Conc. (ug/mL)	Lot Number - QA Number	Exp. Date (1 yr.)	Exp. Date (Manufacturer)	Aliquot From Stock	Final Volume	Solvent	Final Standard Conc. (ug/mL)
Diesel Fuel #2 Second Source	Phenova	AL0-101287	50,000	CL16477-52980	See man. Exp date	2/28/2027	50uL	10mL	MC	250
Motor Oil Second Source	Absolute	51094	50,000	102819-52981		10/28/2024	50uL			

Diesel / Motor Oil CCV

Prepared: 10/27/2021

Expires: 5/31/2026

Prepared By (Initials): KA

Methylene

Chloride

Lot No. 61117

Initial Standard Information							Final Standard			
Name of Initial Standard (QAU Label)	Supplier	APPL Mix Name	Conc. (ug/mL)	Reference to APPL Prep Date and Lot #'s	Exp. Date	Exp. Date (Manufacturer)	Aliquot From Stock	Final Volume	Solvent	Final Standard Conc. (ug/mL)
Diesel / Motor Oil STD	Restek	Diesel / Motor Oil CCV	2,000	Perp'd: 10/06/21 A0164485-52822, A0168842-52820, A0166510-52817, CL16893-52835	See man. Exp date	10/31/2027 12/31/2027 5/31/2026	1250uL	10mL	MC	250

THC Surrogate							KA			
Prepared: 8/24/2021										
Expires: 8/24/2022										
Initial Standard Information							Final Standard Information			
Name of Initial Standard (QAU Label)	Supplier	Supplier Part No.	Conc. (ug/mL)	Lot Number - QA Number	Exp. Date (1 yr.)	Exp. Date (Manufacturer)	Allquot From Stock	Final Volume	Solvent	Final Standard Conc. (ug/mL)
O-terphenyl / Octacosane Mix	Phenova	ALO-130161	600	CL16693-52838	8/24/2022	5/31/2026	N/A	N/A	N/A	600

Organic Extraction Worksheet

Method	Continuous Liq/Liq TPH-Diesel/MO 3520C	Extraction Set	211008A	Extraction Method	LIQ005	Units	mL
Spiked ID 1		Surrogate ID 1	THC Surrogate 8/23/21-8/23/22				
Spiked ID 2		Surrogate ID 2					
Spiked ID 3		Surrogate ID 3					
Spiked ID 4		Surrogate ID 4					
Spiked ID 5		Surrogate ID 5					
Spiked ID 6		Sufficient Vol for Matrix QC:		NO			
Spiked ID 7		Ext. Start Time:		10/08/21 16:15			
Spiked ID 8		Ext. End Time:		10/09/21 10:16			
		GC Requires Extract By:					
		pH1	2			Water Bath Temp 1 °C	
		pH2				Water Bath Temp 2 °C	
		pH3				Water Bath Temp 3 °C	

Spiked By: KY

Date 10/8/2021 9:21:00 AM

Witnessed By: SR

Date 10/8/2021 9:21:00 AM

Sample	Sample Container	Spike Amount	Spike ID	Surrogate Amount	Surrogate ID	Extract Amount	Final Volume	pH	Extract Date/Time	Comments
1	211008A Blk			0.250	1	1000	5	2	10/08/21 9:21	
					equip					
2	211008A LCS-1			0.250	1	1000	5	2	10/08/21 9:21	
					equip					
3	211008A LCSD-1			0.250	1	1000	5	2	10/08/21 9:21	
					equip					
4	BA40222 BA40222W01			0.250	1	1000	5	2	10/08/21 9:21	97224
					equip					
5	BA40223 BA40223W01			0.250	1	1000	5	2	10/08/21 9:21	97224
					equip					
6	BA40224 BA40224W01			0.250	1	1000	5	2	10/08/21 9:21	97224
					equip					
7	BA40225 BA40225W01			0.250	1	1000	5	2	10/08/21 9:21	97224
					equip					
8	BA40226 BA40226W01			0.250	1	1000	5	2	10/08/21 9:21	97224
					equip					
9	BA40227 BA40227W01			0.250	1	1000	5	2	10/08/21 9:21	97224
					equip					
10	BA40228 BA40228W01			0.250	1	1000	5	2	10/08/21 9:21	97224
					equip					
11	BA42519 BA42519W01			0.250	1	1000	5	2	10/08/21 9:21	97781
					equip					
12	BA42520 BA42520W01			0.250	1	1000	5	2	10/08/21 9:21	97781
					equip					
13	BA42521 BA42521W01			0.250	1	1000	5	2	10/08/21 9:21	97781
					equip					
14	BA42522 BA42522W01			0.250	1	1000	5	2	10/08/21 9:21	97781
					equip					
15	BA42525 BA42525W01			0.250	1	1000	5	2	10/08/21 9:21	97782
					equip					
16	BA42529 BA42529W01			0.250	1	1000	5	2	10/08/21 9:21	97783
					equip					

Solvent and Lot#	
1+1 HCL (5mLs)	*
PH Strips	HC041002
Dicholormethane	61117
Filter Paper	1441-150
Sodium Sulfate	2021071206
Silica Gel (*)	*

Extraction COC Transfer	
Extraction lab employee Initials	
GC analyst's initials	CW
Date	
Time	
Refrigerator	Hobart

Technician's Initials	
Scanned By	KY
Sample Preparation	SR
Extraction	SR
Concentration	SR
Modified	10/8/2021 8:52:00 AM

Reviewed By:

Date

Organic Extraction Worksheet

Method	Continuous Liq/Liq TPH-Diesel/MO 3520C	Extraction Set	211008A	Extraction Method	LIQ005	Units	mL
Spiked ID 1		Surrogate ID 1	THC Surrogate 8/23/21-8/23/22				
Spiked ID 2		Surrogate ID 2					
Spiked ID 3		Surrogate ID 3					
Spiked ID 4		Surrogate ID 4					
Spiked ID 5		Surrogate ID 5					
Spiked ID 6		Sufficient Vol for Matrix QC:		NO			
Spiked ID 7		Ext. Start Time:		10/08/21 16:15			
Spiked ID 8		Ext. End Time:		10/09/21 10:16			
		GC Requires Extract By:					
		pH1	2			Water Bath Temp 1 °C	
		pH2				Water Bath Temp 2 °C	
		pH3				Water Bath Temp 3 °C	

Spiked By: KY

Date 10/8/2021 9:21:00 AM

Witnessed By: SR

Date 10/8/2021 9:21:00 AM

Sample	Sample Container	Spike Amount	Spike ID	Surrogate Amount	Surrogate ID	Extract Amount	Final Volume	pH	Extract Date/Time	Comments
17 BA42530	BA42530W01			0.250	1	1000	5	2	10/08/21 9:21	97783
					equip					

Solvent and Lot#	
1+1 HCL (5mLs)	*
PH Strips	HC041002
Dicholormethane	61117
Filter Paper	1441-150
Sodium Sulfate	2021071206
Silica Gel (*)	*

Extraction COC Transfer	
Extraction lab employee Initials	
GC analyst's initials	CW
Date	
Time	
Refrigerator	Hobart

Technician's Initials	
Scanned By	KY
Sample Preparation	SR
Extraction	SR
Concentration	SR
Modified	10/8/2021 8:52:00 AM

Reviewed By:

Date

Injection Log

Directory: G:\APOLLO\DATA\211028\

Line	Vial	FileName	Multiplier	SampleName	Misc Info	Injected
1	3	1028003.D	1	DMO STD 1 10/28/21	water	10-28-21 9:19:03
2	4	1028004.D	1	DMO STD 2 10/28/21	water	10-28-21 9:47:06
3	5	1028005.D	1	DMO STD 3 10/28/21	water	10-28-21 10:15:13
4	6	1028006.D	1	DMO STD 4 10/28/21	water	10-28-21 10:43:31
5	7	1028007.D	1	DMO STD 5 10/28/21	water	10-28-21 11:11:42
6	8	1028008.D	1	DMO STD 6 10/28/21	water	10-28-21 11:39:55
7	9	1028009.D	1	DMO STD 7 10/28/21	water	10-28-21 12:08:10
8	10	1028010.D	1	DMO Second Source 10/28/21	water	10-28-21 12:36:26
9	60	1101060.D	1	DMO LVL 4 CCV 10/27/21	water	11-2-21 20:52:14
10	69	1101069.D	5	211008A BLK 5/1000	water	11-3-21 1:05:57
11	70	1101070.D	5	211008A LCS-1 5/1000	water	11-3-21 1:34:03
12	71	1101071.D	5	211008A LCSD-1 5/1000	water	11-3-21 2:02:10
13	85	1101085.D	1	DMO LVL 4 CCV 10/27/21	water	11-3-21 8:35:02
14	86	1101086.D	5	BA42529W01 5/1000	water	11-3-21 9:03:03
15	87	1101087.D	5	BA42530W01 5/1000	water	11-3-21 9:31:08
16	99	1101099.D	1	DMO LVL 4 CCV 10/27/21	water	11-3-21 15:10:25

ORGANICS
Calibration Data

PAH by GCMS SIM
EPA 8270 SIM

Form 6
Initial Calibration

Lab Name: APPL, Inc.
Case No: _____
Matrix: _____

SDG No: _____
Initial Cal. Date: 10/19/2021
Instrument: KYLO

Initials: LS

1019K002.D 1019K003.D 1019K004.D 1019K005.D 1019K006.D 1019K007.D 1019K008.D 1019K009.D

	Compound	0.1	0.2	0.5	1	5	10	50	100			Avg	%RSD	Type	r^2	Q	MRF
1	I Naphthalene-D8(IS)																
2	TM Naphthalene	1.428	1.402	1.354	1.336	1.308	1.289	1.172	1.100			1.3	8.6	TM			0.700
3	S 2-Methylnaphthalene-D10 (2M)	1.359	1.337	1.324	1.305	1.316	1.159	1.222	1.192			1.3	5.9	S			
4	TM 2-Methylnaphthalene	0.7868	0.7804	0.7756	0.7764	0.7886	0.7810	0.7175	0.6825			0.76	5.1	TM			0.400
5	TM 1-Methylnaphthalene	0.8005	0.7905	0.7931	0.7961	0.7922	0.7806	0.7122	0.6797			0.77	6.0	TM			
6	I Acenaphthene-D10(IS)																
7	TM Acenaphthylene	5.288	5.373	5.323	5.258	5.439	5.405	4.863	4.456			5.2	6.6	TM			0.900
8	*TM Acenaphthene	1.497	1.444	1.402	1.372	1.398	1.381	1.266	1.207			1.4	6.8	*TM			0.900
9	TM Fluorene	1.615	1.645	1.600	1.590	1.642	1.640	1.521	1.456			1.6	4.2	TM			0.900
10	I Phenanthrene-D10(IS)																
11	TM Phenanthrene	1.510	1.398	1.383	1.377	1.403	1.374	1.309	1.253			1.4	5.4	TM			0.700
12	TM Anthracene	1.298	1.273	1.300	1.300	1.352	1.349	1.285	1.240			1.3	2.8	TM			0.700
13	S Fluoranthene-D10 (FRT)	2.023	1.976	1.895	1.904	2.032	1.918	1.953	1.890			1.9	2.9	S			
14	*TM Fluoranthene	2.169	2.135	2.136	2.147	2.255	2.226	2.086	1.944			2.1	4.4	*TM			0.600
15	I Chrysene-D12(IS)																
16	TM Pyrene	1.986	2.033	1.960	1.958	1.948	1.927	1.782	1.720			1.9	5.6	TM			0.600
17	TM Benz (a) anthracene	1.473	1.441	1.379	1.381	1.401	1.420	1.370	1.344			1.4	3.0	TM			0.800
18	TM Chrysene	1.754	1.672	1.608	1.574	1.554	1.516	1.410	1.375			1.6	8.1	TM			0.700
19	TML Indeno (1,2,3-cd) pyrene	1.687	1.326	1.360	1.404	1.015	1.052	1.169	1.168			1.3	17	TM	1.000		0.500
20	I Perylene-D12(IS)																
21	TM Benzo (b) fluoranthene	1.268	1.292	1.301	1.356	1.511	1.514	1.537	1.485			1.4	8.1	TM			0.700
22	TM Benzo (k) fluoranthene	1.593	1.558	1.636	1.632	1.670	1.730	1.578	1.484			1.6	4.6	TM			0.700
23	*TM Benzo (a) pyrene	1.254	1.223	1.224	1.265	1.442	1.484	1.454	1.383			1.3	8.3	*TM			0.700
24	TM Dibenz (a,h) anthracene	1.360	1.209	1.221	1.273	1.398	1.395	1.399	1.353			1.3	6.0	TM			0.400
25	TM Benzo (g,h,i) perylene	1.457	1.403	1.410	1.405	1.496	1.517	1.462	1.394			1.4	3.2	TM			0.500
26																	
27																	
28																	
29																	
30																	
31																	
32																	
33																	
34																	
35																	

Quantitation Report (Not Reviewed)

Data File : M:\KYLO\DATA\211019\1019K002.D
 Acq On : 19 Oct 21 14:09
 Sample : 0.1 ug/ml 10/10/21
 Misc :

Vial: 2
 Operator: LS
 Inst : KYLO
 Multiplr: 1.00

Quant Time: Oct 19 16:48 2021

Quant Results File: K1019.RES

Quant Method : M:\KYLO\DATA\211019\K1019.M (RTE Integrator)
 Title : EPA 8270
 Last Update : Tue Oct 19 16:47:23 2021
 Response via : Initial Calibration
 DataAcq Meth : SIM_2

Internal Standards	R.T.	QIon	Response	Conc	Units	Dev(Min)
1) Napthalene-D8 (IS)	3.92	136	10962	2.50000	ppb	0.00
6) Acenaphthene-D10 (IS)	5.86	164	5295	2.50000	ppb	0.00
10) Phenanthrene-D10 (IS)	7.56	188	8379	2.50000	ppb	0.00
15) Chrysene-D12 (IS)	10.63	240	9693	2.50000	ppb	0.01
20) Perylene-D12 (IS)	12.84	264	9009	2.50000	ppb	0.01
System Monitoring Compounds						
3) 2-Methylnaphthalene-D10 (2)	4.66	152	298	0.05323	ppb	0.00
Spiked Amount	5.000		Recovery	=	1.060%	
13) Fluoranthene-D10 (FRT)	8.94	212	339	0.05190	ppb	0.01
Spiked Amount	5.000		Recovery	=	1.040%	
Target Compounds						
2) Napthalene	3.94	128	626	0.10994	ppb	99
4) 2-Methylnaphthalene	4.69	142	345	0.10338	ppb	100
5) 1-Methylnaphthalene	4.80	142	351	0.10422	ppb	99
7) Acenaphthylene	5.70	152	1120	0.10217	ppb	100
8) Acenaphthene	5.89	154	317	0.10918	ppb	99
9) Fluorene	6.49	166	342	0.10165	ppb	96
11) Phenanthrene	7.59	178	506	0.10973	ppb	100
12) Anthracene	7.65	178	435	0.09988	ppb	97
14) Fluoranthene	8.96	202	727	0.10149	ppb	98
16) Pyrene	9.22	202	770	0.10375	ppb	99
17) Benz (a) anthracene	10.62	228	571	0.10510	ppb	99
18) Chrysene	10.66	228	680	0.11258	ppb	96
19) Indeno (1,2,3-cd) pyrene	14.41	276	654	0.33399	ppb	# 88
22) Benzo (k) fluoranthene	12.21	252	574	-0.45104	ppb	97
23) Benzo (a) pyrene	12.75	252	452	-0.17190	ppb	95
24) Dibenz (a,h) anthracene	14.45	278	490	-0.04905	ppb	95
25) Benzo (g,h,i) perylene	14.71	276	525	-0.23039	ppb	98

Quantitation Report

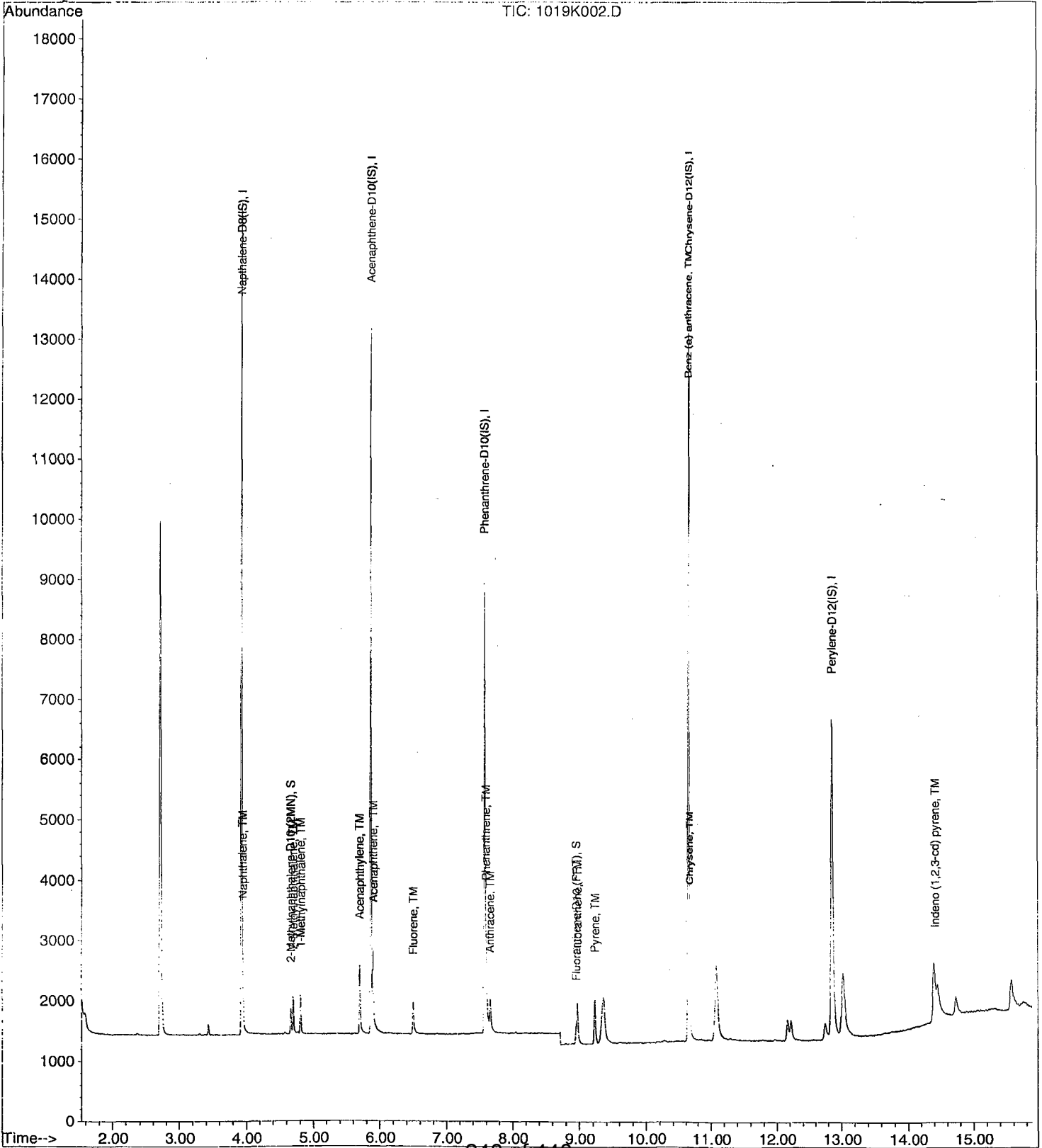
Data File : M:\KYLO\DATA\211019\1019K002.D
Acq On : 19 Oct 21 14:09
Sample : 0.1 ug/ml 10/10/21
Misc :

Vial: 2
Operator: LS
Inst : KYLO
Multiplr: 1.00

Quant Time: Oct 19 16:48 2021

Quant Results File: K1019.RES

Method : M:\KYLO\DATA\211019\K1019.M (RTE Integrator)
Title : EPA 8270
Last Update : Wed Oct 20 07:46:01 2021
Response via : Initial Calibration



Quantitation Report (Not Reviewed)

Data File : M:\KYLO\DATA\211019\1019K003.D
 Acq On : 19 Oct 21 14:29
 Sample : 0.2 ug/ml 10/10/21
 Misc :

Vial: 3
 Operator: LS
 Inst : KYLO
 Multiplr: 1.00

Quant Time: Oct 19 16:48 2021

Quant Results File: K1019.RES

Quant Method : M:\KYLO\DATA\211019\K1019.M (RTE Integrator)
 Title : EPA 8270
 Last Update : Tue Oct 19 16:47:23 2021
 Response via : Initial Calibration
 DataAcq Meth : SIM_2

Internal Standards	R.T.	QIon	Response	Conc	Units	Dev(Min)
1) Napthalene-D8 (IS)	3.92	136	11180	2.50000	ppb	0.00
6) Acenaphthene-D10 (IS)	5.86	164	5495	2.50000	ppb	0.00
10) Phenanthrene-D10 (IS)	7.56	188	8995	2.50000	ppb	0.00
15) Chrysene-D12 (IS)	10.63	240	9881	2.50000	ppb	0.01
20) Perylene-D12 (IS)	12.84	264	8688	2.50000	ppb	0.01
System Monitoring Compounds						
3) 2-Methylnaphthalene-D10 (2)	4.66	152	598	0.10474	ppb	0.00
Spiked Amount	5.000		Recovery	=	2.100%	
13) Fluoranthene-D10 (FRT)	8.94	212	711	0.10140	ppb	0.01
Spiked Amount	5.000		Recovery	=	2.020%	
Target Compounds						
2) Napthalene	3.94	128	1254	0.21593	ppb	99
4) 2-Methylnaphthalene	4.69	142	698	0.20508	ppb	96
5) 1-Methylnaphthalene	4.80	142	707	0.20582	ppb	98
7) Acenaphthylene	5.69	152	2362	0.20763	ppb	100
8) Acenaphthene	5.89	154	635	0.21074	ppb	99
9) Fluorene	6.49	166	723	0.20706	ppb	100
11) Phenanthrene	7.59	178	1006	0.20323	ppb	100
12) Anthracene	7.65	178	916	0.19592	ppb	99
14) Fluoranthene	8.96	202	1536	0.19974	ppb	97
16) Pyrene	9.21	202	1607	0.21241	ppb	99
17) Benz (a) anthracene	10.62	228	1139	0.20566	ppb	98
18) Chrysene	10.66	228	1322	0.21470	ppb	99
19) Indeno (1,2,3-cd) pyrene	14.40	276	1048	0.41647	ppb	# 98
21) Benzo (b) fluoranthene	12.16	252	898	0.06057	ppb	98
22) Benzo (k) fluoranthene	12.21	252	1083	-0.34909	ppb	97
23) Benzo (a) pyrene	12.74	252	850	-0.08634	ppb	97
25) Benzo (g,h,i) perylene	14.71	276	975	-0.13423	ppb	96

Quantitation Report

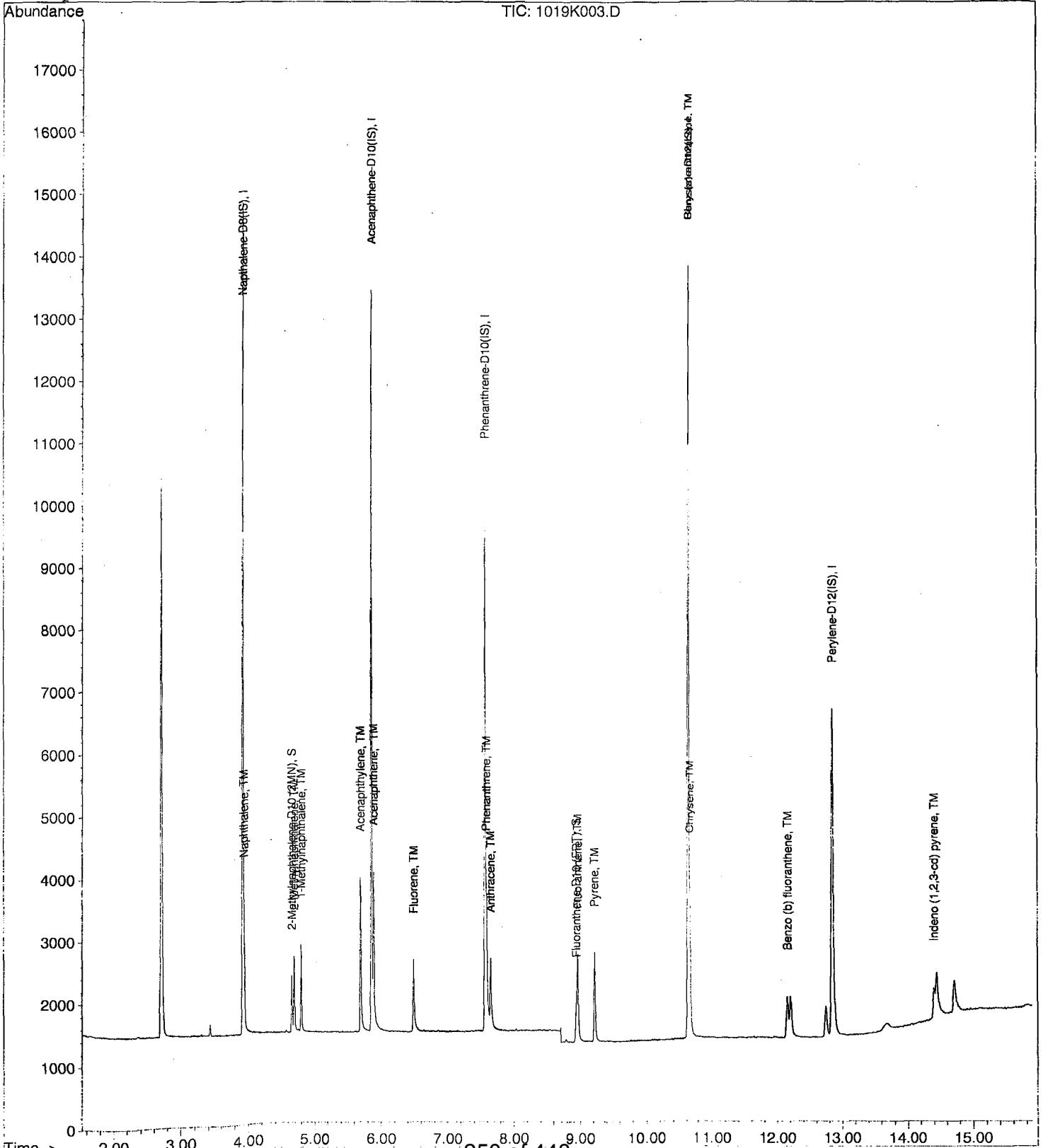
Data File : M:\KYLO\DATA\211019\1019K003.D
Acq On : 19 Oct 21 14:29
Sample : 0.2 ug/ml 10/10/21
Misc :

Vial: 3
Operator: LS
Inst : KYLO
Multiplr: 1.00

Quant Time: Oct 19 16:48 2021

Quant Results File: K1019.RES

Method : M:\KYLO\DATA\211019\K1019.M (RTE Integrator)
Title : EPA 8270
Last Update : Wed Oct 20 07:46:01 2021
Response via : Initial Calibration



Quantitation Report (Not Reviewed)

Data File : M:\KYLO\DATA\211019\1019K004.D
 Acq On : 19 Oct 21 14:49
 Sample : 0.5 ug/ml 10/10/21
 Misc :

Vial: 4
 Operator: LS
 Inst : KYLO
 Multiplr: 1.00

Quant Time: Oct 19 16:48.2021

Quant Results File: K1019.RES

Quant Method : M:\KYLO\DATA\211019\K1019.M (RTE Integrator)

Title : EPA 8270
 Last Update : Tue Oct 19 16:47:23 2021
 Response via : Initial Calibration
 DataAcq Meth : SIM_2

Internal Standards	R.T.	QIon	Response	Conc	Units	Dev(Min)
1) Naphthalene-D8 (IS)	3.92	136	11385	2.50000	ppb	0.00
6) Acenaphthene-D10 (IS)	5.86	164	5536	2.50000	ppb	0.00
10) Phenanthrene-D10 (IS)	7.56	188	8686	2.50000	ppb	0.00
15) Chrysene-D12 (IS)	10.62	240	9708	2.50000	ppb	0.00
20) Perylene-D12 (IS)	12.84	264	8669	2.50000	ppb	0.00
System Monitoring Compounds						
3) 2-Methylnaphthalene-D10 (2)	4.66	152	1507	0.25921	ppb	0.00
Spiked Amount	5.000		Recovery	=	5.180%	
13) Fluoranthene-D10 (FRT)	8.94	212	1646	0.24309	ppb	0.00
Spiked Amount	5.000		Recovery	=	4.860%	
Target Compounds						
2) Naphthalene	3.94	128	3083	0.52131	ppb	99
4) 2-Methylnaphthalene	4.69	142	1766	0.50952	ppb	99
5) 1-Methylnaphthalene	4.80	142	1806	0.51630	ppb	96
7) Acenaphthylene	5.69	152	5894	0.51427	ppb	100
8) Acenaphthene	5.89	154	1552	0.51126	ppb	100
9) Fluorene	6.49	166	1772	0.50373	ppb	99
11) Phenanthrene	7.59	178	2402	0.50250	ppb	99
12) Anthracene	7.65	178	2259	0.50035	ppb	99
14) Fluoranthene	8.96	202	3711	0.49974	ppb	99
16) Pyrene	9.21	202	3805	0.51191	ppb	98
17) Benz (a) anthracene	10.61	228	2678	0.49216	ppb	99
18) Chrysene	10.65	228	3122	0.51607	ppb	99
19) Indeno (1,2,3-cd) pyrene	14.39	276	2640	0.77101	ppb	# 97
21) Benzo (b) fluoranthene	12.15	252	2255	0.32301	ppb	100
23) Benzo (a) pyrene	12.74	252	2122	0.17741	ppb	99
24) Dibenz (a,h) anthracene	14.43	278	2117	0.29983	ppb	99
25) Benzo (g,h,i) perylene	14.70	276	2445	0.16843	ppb	100

Quantitation Report


Data File : M:\KYLO\DATA\211019\1019K004.D
Acq On : 19 Oct 21 14:49
Sample : 0.5 ug/ml 10/10/21
Misc :

Vial: 4
Operator: LS
Inst : KYLO
Multiplr: 1.00

Quant Time: Oct 19 16:48 2021

Quant Results File: K1019.RES

Method : M:\KYLO\DATA\211019\K1019.M (RTE Integrator)
Title : EPA 8270
Last Update : Wed Oct 20 07:46:01 2021
Response via : Initial Calibration



Quantitation Report (Not Reviewed)

Data File : M:\KYLO\DATA\211019\1019K005.D
 Acq On : 19 Oct 21 15:09
 Sample : 1 ug/ml 10/10/21
 Misc :

Vial: 5
 Operator: LS
 Inst : KYLO
 Multiplr: 1.00

Quant Time: Oct 19 16:48 2021

Quant Results File: K1019.RES

Quant Method : M:\KYLO\DATA\211019\K1019.M (RTE Integrator)
 Title : EPA 8270
 Last Update : Tue Oct 19 16:47:23 2021
 Response via : Initial Calibration
 DataAcq Meth : SIM_2

Internal Standards	R.T.	QIon	Response	Conc	Units	Dev(Min)
1) Napthalene-D8 (IS)	3.92	136	11032	2.50000	ppb	0.00
6) Acenaphthene-D10 (IS)	5.86	164	5365	2.50000	ppb	0.00
10) Phenanthrene-D10 (IS)	7.56	188	8424	2.50000	ppb	0.00
15) Chrysene-D12 (IS)	10.63	240	9455	2.50000	ppb	0.01
20) Perylene-D12 (IS)	12.84	264	8423	2.50000	ppb	0.01

System Monitoring Compounds	R.T.	QIon	Response	Conc	Units	Dev(Min)
3) 2-Methylnaphthalene-D10 (2)	4.66	152	2880	0.51122	ppb	0.00
Spiked Amount			Recovery	=	10.220%	
13) Fluoranthene-D10 (FRT)	8.94	212	3208	0.48851	ppb	0.00
Spiked Amount			Recovery	=	9.780%	

Target Compounds	R.T.	QIon	Response	Conc	Units	Qvalue
2) Naphthalene	3.94	128	5894	1.02851	ppb	99
4) 2-Methylnaphthalene	4.69	142	3426	1.02008	ppb	99
5) 1-Methylnaphthalene	4.80	142	3513	1.03643	ppb	98
7) Acenaphthylene	5.70	152	11284	1.01594	ppb	99
8) Acenaphthene	5.89	154	2945	1.00106	ppb	97
9) Fluorene	6.49	166	3412	1.00086	ppb	99
11) Phenanthrene	7.59	178	4641	1.00109	ppb	99
12) Anthracene	7.65	178	4379	1.00008	ppb	100
14) Fluoranthene	8.96	202	7234	1.00447	ppb	100
16) Pyrene	9.21	202	7407	1.02317	ppb	99
17) Benz (a) anthracene	10.61	228	5224	0.98576	ppb	99
18) Chrysene	10.65	228	5954	1.01055	ppb	99
19) Indeno (1,2,3-cd) pyrene	14.39	276	5309	1.38990	ppb	# 90
21) Benzo (b) fluoranthene	12.15	252	4568	0.79546	ppb	99
22) Benzo (k) fluoranthene	12.21	252	5497	0.53419	ppb	98
23) Benzo (a) pyrene	12.74	252	4263	0.64650	ppb	99
24) Dibenz (a,h) anthracene	14.44	278	4288	0.78667	ppb	99
25) Benzo (g,h,i) perylene	14.71	276	4733	0.66726	ppb	99

Quantitation Report

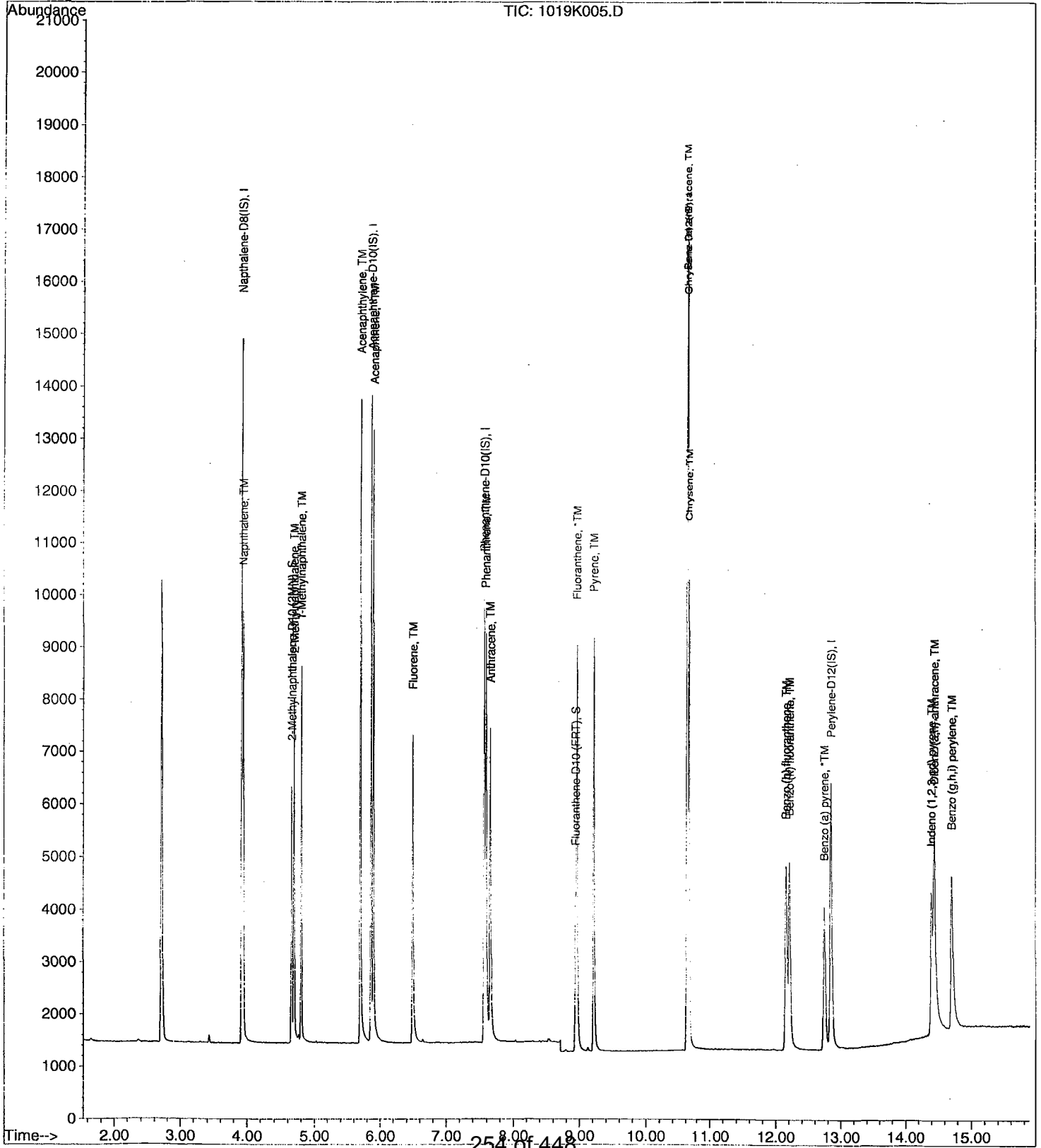
Data File : M:\KYLO\DATA\211019\1019K005.D
Acq On : 19 Oct 21 15:09
Sample : 1 ug/ml 10/10/21
Misc :

Vial: 5
Operator: LS
Inst : KYLO
Multiplr: 1.00

Quant Time: Oct 19 16:48 2021

Quant Results File: K1019.RES

Method : M:\KYLO\DATA\211019\K1019.M (RTE Integrator)
Title : EPA 8270
Last Update : Wed Oct 20 07:46:01 2021
Response via : Initial Calibration



254 of 448

Quantitation Report (Not Reviewed)

Data File : M:\KYLO\DATA\211019\1019K006.D
 Acq On : 19 Oct 21 15:29
 Sample : 5 ug/ml 10/10/21
 Misc :

Vial: 6
 Operator: LS
 Inst : KYLO
 Multiplr: 1.00

Quant Time: Oct 19 16:48 2021

Quant Results File: K1019.RES

Quant Method : M:\KYLO\DATA\211019\K1019.M (RTE Integrator)
 Title : EPA 8270
 Last Update : Tue Oct 19 16:47:23 2021
 Response via : Initial Calibration
 DataAcq Meth : SIM_2

Internal Standards	R.T.	QIon	Response	Conc	Units	Dev(Min)
1) Napthalene-D8 (IS)	3.92	136	11022	2.50000	ppb	0.00
6) Acenaphthene-D10 (IS)	5.86	164	5414	2.50000	ppb	0.00
10) Phenanthrene-D10 (IS)	7.56	188	8482	2.50000	ppb	0.00
15) Chrysene-D12 (IS)	10.62	240	10015	2.50000	ppb	0.00
20) Perylene-D12 (IS)	12.83	264	8704	2.50000	ppb	0.00
System Monitoring Compounds						
3) 2-Methylnaphthalene-D10 (2)	4.66	152	14500	2.57619	ppb	0.00
Spiked Amount	5.000		Recovery	=	51.520%	
13) Fluoranthene-D10 (FRT)	8.93	212	17235	2.60659	ppb	0.00
Spiked Amount	5.000		Recovery	=	52.140%	
Target Compounds						
2) Napthalene	3.94	128	28832	5.03578	ppb	100
4) 2-Methylnaphthalene	4.69	142	17384	5.18072	ppb	100
5) 1-Methylnaphthalene	4.80	142	17464	5.15700	ppb	100
7) Acenaphthylene	5.69	152	58890	5.25410	ppb	100
8) Acenaphthene	5.89	154	15136	5.09845	ppb	100
9) Fluorene	6.49	166	17780	5.16829	ppb	100
11) Phenanthrene	7.59	178	23796	5.09785	ppb	100
12) Anthracene	7.64	178	22931	5.20117	ppb	100
14) Fluoranthene	8.95	202	38260	5.27621	ppb	100
16) Pyrene	9.21	202	39012	5.08763	ppb	100
17) Benz (a) anthracene	10.61	228	28070	5.00058	ppb	100
18) Chrysene	10.65	228	31118	4.98620	ppb	100
19) Indeno (1,2,3-cd) pyrene	14.38	276	20323	4.52699	ppb	100
21) Benzo (b) fluoranthene	12.14	252	26309	4.94784	ppb	100
22) Benzo (k) fluoranthene	12.19	252	29066	5.02910	ppb	100
23) Benzo (a) pyrene	12.73	252	25103	4.91484	ppb	100
24) Dibenz (a,h) anthracene	14.42	278	24331	4.98885	ppb	100
25) Benzo (g,h,i) perylene	14.69	276	26049	4.99985	ppb	100

Quantitation Report


Data File : M:\KYLO\DATA\211019\1019K006.D
Acq On : 19 Oct 21 15:29
Sample : 5 ug/ml 10/10/21
Misc :

Vial: 6
Operator: LS
Inst : KYLO
Multiplr: 1.00

Quant Time: Oct 19 16:48 2021

Quant Results File: K1019.RES

Method : M:\KYLO\DATA\211019\K1019.M (RTE Integrator)
Title : EPA 8270
Last Update : Wed Oct 20 07:46:01 2021
Response via : Initial Calibration



Quantitation Report (Not Reviewed)

Data File : M:\KYLO\DATA\211019\1019K007.D
 Acq On : 19 Oct 21 15:49
 Sample : 10 ug/ml 10/10/21
 Misc :

Vial: 7
 Operator: LS
 Inst : KYLO
 Multiplr: 1.00

Quant Time: Oct 19 16:49 2021

Quant Results File: K1019.RES

Quant Method : M:\KYLO\DATA\211019\K1019.M (RTE Integrator)
 Title : EPA 8270
 Last Update : Tue Oct 19 16:47:23 2021
 Response via : Initial Calibration
 DataAcq Meth : SIM_2

Internal Standards	R.T.	QIon	Response	Conc	Units	Dev(Min)
1) Naphthalene-D8(IS)	3.92	136	11510	2.50000	ppb	0.00
6) Acenaphthene-D10(IS)	5.86	164	5675	2.50000	ppb	0.00
10) Phenanthrene-D10(IS)	7.56	188	8972	2.50000	ppb	0.00
15) Chrysene-D12(IS)	10.62	240	10664	2.50000	ppb	0.00
20) Perylene-D12(IS)	12.83	264	9232	2.50000	ppb	0.00
System Monitoring Compounds						
3) 2-Methylnaphthalene-D10 (2)	4.66	152	26676	4.53854	ppb	0.00
Spiked Amount	5.000		Recovery	=	90.780%	
13) Fluoranthene-D10 (FRT)	8.93	212	34413	4.92032	ppb	0.00
Spiked Amount	5.000		Recovery	=	98.400%	
Target Compounds						
2) Naphthalene	3.94	128	59354	9.92720	ppb	100
4) 2-Methylnaphthalene	4.69	142	35959	10.26203	ppb	100
5) 1-Methylnaphthalene	4.80	142	35938	10.16232	ppb	100
7) Acenaphthylene	5.69	152	122704	10.44402	ppb	100
8) Acenaphthene	5.89	154	31359	10.07724	ppb	99
9) Fluorene	6.49	166	37236	10.32596	ppb	99
11) Phenanthrene	7.59	178	49310	9.98682	ppb	100
12) Anthracene	7.64	178	48395	10.37738	ppb	100
14) Fluoranthene	8.95	202	79898	10.41651	ppb	100
16) Pyrene	9.21	202	82191	10.06635	ppb	100
17) Benz (a) anthracene	10.61	228	60563	10.13248	ppb	100
18) Chrysene	10.65	228	64649	9.72861	ppb	99
19) Indeno (1,2,3-cd) pyrene	14.38	276	44868	9.18248	ppb	# 99
21) Benzo (b) fluoranthene	12.14	252	55900	10.02449	ppb	99
22) Benzo (k) fluoranthene	12.19	252	63873	11.01716	ppb	99
23) Benzo (a) pyrene	12.73	252	54783	10.38939	ppb	99
24) Dibenz (a,h) anthracene	14.42	278	51533	10.11061	ppb	98
25) Benzo (g,h,i) perylene	14.69	276	56013	10.47964	ppb	98

Quantitation Report


Data File : M:\KYLO\DATA\211019\1019K007.D
 Acq On : 19 Oct 21 15:49
 Sample : 10 ug/ml 10/10/21
 Misc :

Vial: 7
 Operator: LS
 Inst : KYLO
 Multiplr: 1.00

Quant Time: Oct 19 16:49 2021

Quant Results File: K1019.RES

Method : M:\KYLO\DATA\211019\K1019.M (RTE Integrator)
 Title : EPA 8270
 Last Update : Wed Oct 20 07:46:01 2021
 Response via : Initial Calibration



Quantitation Report (Not Reviewed)

Data File : M:\KYLO\DATA\211019\1019K008.D
 Acq On : 19 Oct 21 16:09
 Sample : 50 ug/ml 10/10/21
 Misc :

Vial: 8
 Operator: LS
 Inst : KYLO
 Multiplr: 1.00

Quant Time: Oct 19 16:49 2021

Quant Results File: K1019.RES

Quant Method : M:\KYLO\DATA\211019\K1019.M (RTE Integrator)
 Title : EPA 8270
 Last Update : Tue Oct 19 16:47:23 2021
 Response via : Initial Calibration
 DataAcq Meth : SIM_2

Internal Standards	R.T.	QIon	Response	Conc	Units	Dev(Min)
1) Naphthalene-D8 (IS)	3.92	136	11542	2.50000	ppb	0.00
6) Acenaphthene-D10 (IS)	5.86	164	5767	2.50000	ppb	0.00
10) Phenanthrene-D10 (IS)	7.56	188	8902	2.50000	ppb	0.00
15) Chrysene-D12 (IS)	10.62	240	10648	2.50000	ppb	0.00
20) Perylene-D12 (IS)	12.83	264	9592	2.50000	ppb	0.00

System Monitoring Compounds	R.T.	QIon	Response	Conc	Units	Dev(Min)
3) 2-Methylnaphthalene-D10 (2)	4.66	152	140995	23.92178	ppb	0.00
Spiked Amount	5.000		Recovery	= 478.440%		
13) Fluoranthene-D10 (FRT)	8.93	212	173855	25.05302	ppb	0.00
Spiked Amount	5.000		Recovery	= 501.060%		

Target Compounds	R.T.	QIon	Response	Conc	Units	Qvalue
2) Naphthalene	3.94	128	270597	45.13299	ppb	100
4) 2-Methylnaphthalene	4.69	142	165624	47.13496	ppb	99
5) 1-Methylnaphthalene	4.80	142	164402	46.35966	ppb	99
7) Acenaphthylene	5.70	152	560845	46.97510	ppb	100
8) Acenaphthene	5.89	154	145964	46.15736	ppb	99
9) Fluorene	6.49	166	175391	47.86199	ppb	100
11) Phenanthrene	7.59	178	233010	47.56290	ppb	100
12) Anthracene	7.64	178	228704	49.42683	ppb	100
14) Fluoranthene	8.96	202	371445	48.80706	ppb	99
16) Pyrene	9.21	202	379423	46.53971	ppb	98
17) Benz (a) anthracene	10.61	228	291856	48.90228	ppb	100
18) Chrysene	10.65	228	300277	45.25466	ppb	99
19) Indeno (1,2,3-cd) pyrene	14.38	276	248943	50.15933	ppb	94
21) Benzo (b) fluoranthene	12.15	252	294828	51.34534	ppb	99
22) Benzo (k) fluoranthene	12.20	252	302763	52.24864	ppb	100
23) Benzo (a) pyrene	12.73	252	278840	51.91758	ppb	100
24) Dibenz (a,h) anthracene	14.42	278	268409	51.28254	ppb	97
25) Benzo (g,h,i) perylene	14.70	276	280479	51.78283	ppb	99

Quantitation Report


Data File : M:\KYLO\DATA\211019\1019K008.D
Acq On : 19 Oct 21 16:09
Sample : 50 ug/ml 10/10/21
Misc :

Vial: 8
Operator: LS
Inst : KYLO
Multiplr: 1.00

Quant Time: Oct 19 16:49 2021

Quant Results File: K1019.RES

Method : M:\KYLO\DATA\211019\K1019.M (RTE Integrator)
Title : EPA 8270
Last Update : Wed Oct 20 07:46:01 2021
Response via : Initial Calibration



Quantitation Report (Not Reviewed)

Data File : M:\KYLO\DATA\211019\1019K009.D
 Acq On : 19 Oct 21 16:29
 Sample : 100 ug/ml 10/10/21
 Misc :

Vial: 9
 Operator: LS
 Inst : KYLO
 Multiplr: 1.00

Quant Time: Oct 19 16:49 2021

Quant Results File: K1019.RES

Quant Method : M:\KYLO\DATA\211019\K1019.M (RTE Integrator)
 Title : EPA 8270
 Last Update : Tue Oct 19 16:47:23 2021
 Response via : Initial Calibration
 DataAcq Meth : SIM_2

Internal Standards	R.T.	QIon	Response	Conc	Units	Dev(Min)
1) Naphthalene-D8 (IS)	3.92	136	11679	2.50000	ppb	0.00
6) Acenaphthene-D10 (IS)	5.86	164	5877	2.50000	ppb	0.00
10) Phenanthrene-D10 (IS)	7.56	188	9024	2.50000	ppb	0.00
15) Chrysene-D12 (IS)	10.63	240	10469	2.50000	ppb	0.01
20) Perylene-D12 (IS)	12.83	264	9899	2.50000	ppb	0.00

System Monitoring Compounds	R.T.	QIon	Response	Conc	Units	Dev(Min)
3) 2-Methylnaphthalene-D10 (2)	4.66	152	278374	46.67602	ppb	0.00
Spiked Amount	5.000		Recovery	=	933.520%	
13) Fluoranthene-D10 (FRT)	8.94	212	341108	48.49012	ppb	0.00
Spiked Amount	5.000		Recovery	=	969.800%	

Target Compounds	R.T.	QIon	Response	Conc	Units	Qvalue
2) Naphthalene	3.94	128	514066	84.73550	ppb	100
4) 2-Methylnaphthalene	4.70	142	318816	89.66757	ppb	99
5) 1-Methylnaphthalene	4.80	142	317528	88.48927	ppb	98
7) Acenaphthylene	5.70	152	1047512	86.09505	ppb	98
8) Acenaphthene	5.90	154	283708	88.03615	ppb	94
9) Fluorene	6.49	166	342219	91.63932	ppb	99
11) Phenanthrene	7.59	178	452383	91.09374	ppb	99
12) Anthracene	7.65	178	447639	95.43451	ppb	100
14) Fluoranthene	8.96	202	701599	90.94222	ppb	97
16) Pyrene	9.22	202	720167	89.84545	ppb	99
17) Benz (a) anthracene	10.62	228	562838	95.91946	ppb	99
18) Chrysene	10.66	228	575910	88.27926	ppb	98
19) Indeno (1,2,3-cd) pyrene	14.39	276	488982	100.01982	ppb	89
21) Benzo (b) fluoranthene	12.16	252	587997	99.33083	ppb	100
22) Benzo (k) fluoranthene	12.16	252	587786	98.78137	ppb	99
23) Benzo (a) pyrene	12.74	252	547488	99.01252	ppb	98
24) Dibenz (a,h) anthracene	14.43	278	535891	99.35185	ppb	94
25) Benzo (g,h,i) perylene	14.71	276	552068	99.06661	ppb	98

Quantitation Report


Data File : M:\KYLO\DATA\211019\1019K009.D
Acq On : 19 Oct 21 16:29
Sample : 100 ug/ml 10/10/21
Misc :

Vial: 9
Operator: LS
Inst : KYLO
Multiplr: 1.00

Quant Time: Oct 19 16:49 2021

Quant Results File: K1019.RES

Method : M:\KYLO\DATA\211019\K1019.M (RTE Integrator)
Title : EPA 8270
Last Update : Wed Oct 20 07:46:01 2021
Response via : Initial Calibration



PAH by GCMS SIM
EPA 8270 SIM

Form 7

Second Source Calibration

Lab Name: APPL, Inc.
Case No: _____
Matrix: _____

SDG No: _____
Date Analyzed: 10/19/2021
Instrument: KYLO
Initial Cal. Date: 10/19/2021
Data File: 1019K010.D

		Compound	MEAN	CCRF	%D	%Drift
1	TM	Naphthalene	1.299	1.295	0.25	TM
2	TM	2-Methylnaphthalene	0.7611	0.7635	0.32	TM
3	TM	1-Methylnaphthalene	0.7681	0.7563	1.5	TM
4	TM	Acenaphthylene	5.176	5.272	1.9	TM
5	*TM	Acenaphthene	1.371	1.393	1.6	*TM
6	TM	Fluorene	1.589	1.616	1.7	TM
7	TM	Phenanthrene	1.376	1.380	0.31	TM
8	TM	Anthracene	1.299	1.415	8.9	TM
9	*TM	Fluoranthene	2.137	2.167	1.4	*TM
10	TM	Pyrene	1.914	1.918	0.21	TM
11	TM	Benz (a) anthracene	1.401	1.374	1.9	TM
12	TM	Chrysene	1.558	1.488	4.5	TM
13	TML	Indeno (1,2,3-cd) pyrene	1.272	0.9799	23	TML 12
14	TM	Benzo (b) fluoranthene	1.408	1.510	7.3	TM
15	TM	Benzo (k) fluoranthene	1.610	1.698	5.5	TM
16	*TM	Benzo (a) pyrene	1.341	1.484	11	*TM
17	TM	Dibenz (a,h) anthracene	1.326	1.382	4.2	TM
18	TM	Benzo (g,h,i) perylene	1.443	1.486	3.0	TM
19						
20						
21						
22						
23						
24						
25						
26						
27						
28						
29						
30						
31						
32						
33						
34						
35						
36						
37						
38						

Average

4.4

PAH by GCMS SIM
EPA 8270 SIM

Quantitation Report (Not Reviewed)

Data File : M:\KYLO\DATA\211019\1019K010.D
 Acq On : 19 Oct 21 16:49
 Sample : SS ug/ml 10/10/21
 Misc :

Vial: 10
 Operator: LS
 Inst : KYLO
 Multiplr: 1.00

Quant Time: Oct 19 17:06 2021

Quant Results File: K1019.RES

Quant Method : M:\KYLO\DATA\211019\K1019.M (RTE Integrator)
 Title : EPA 8270
 Last Update : Tue Oct 19 16:51:19 2021
 Response via : Initial Calibration
 DataAcq Meth : SIM_2

Internal Standards	R.T.	QIon	Response	Conc	Units	Dev(Min)
1) Napthalene-D8 (IS)	3.92	136	11540	2.50000	ppb	0.00
6) Acenaphthene-D10 (IS)	5.86	164	5722	2.50000	ppb	0.00
10) Phenanthrene-D10 (IS)	7.56	188	8843	2.50000	ppb	0.00
15) Chrysene-D12 (IS)	10.62	240	10394	2.50000	ppb	0.00
20) Perylene-D12 (IS)	12.83	264	8800	2.50000	ppb	0.00

System Monitoring Compounds	R.T.	QIon	Response	Conc	Units	Dev(Min)
3) 2-Methylnaphthalene-D10 (2)	4.66	152	1	0.00017	ppb	0.00
Spiked Amount 5.000			Recovery =	0.000%		
13) Fluoranthene-D10 (FRT)	8.93	212	9	0.00131	ppb	0.00
Spiked Amount 5.000			Recovery =	0.020%		

Target Compounds	R.T.	QIon	Response	Conc	Units	Qvalue
2) Naphthalene	3.94	128	29897	4.98740	ppb	100
4) 2-Methylnaphthalene	4.69	142	17622	5.01592	ppb	100
5) 1-Methylnaphthalene	4.80	142	17455	4.92298	ppb	100
7) Acenaphthylene	5.69	152	60338	5.09352	ppb	100
8) Acenaphthene	5.89	154	15936	5.07898	ppb	100
9) Fluorene	6.49	166	18488	5.08482	ppb	100
11) Phenanthrene	7.59	178	24407	5.01529	ppb	100
12) Anthracene	7.64	178	25019	5.44311	ppb	100
14) Fluoranthene	8.95	202	38328	5.06982	ppb	99
16) Pyrene	9.21	202	39873	5.01031	ppb	100
17) Benz (a) anthracene	10.61	228	28567	4.90355	ppb	99
18) Chrysene	10.65	228	30939	4.77675	ppb	100
19) Indeno (1,2,3-cd) pyrene	14.38	276	20371	4.37871	ppb	99
21) Benzo (b) fluoranthene	12.14	252	26577	5.36265	ppb	100
22) Benzo (k) fluoranthene	12.19	252	29888	5.27373	ppb	100
23) Benzo (a) pyrene	12.73	252	26127	5.53492	ppb	100
24) Dibenz (a,h) anthracene	14.42	278	24324	5.21145	ppb	99
25) Benzo (g,h,i) perylene	14.69	276	26159	5.14999	ppb	100

Quantitation Report


Data File : M:\KYLO\DATA\211019\1019K010.D
Acq On : 19 Oct 21 16:49
Sample : SS ug/ml 10/10/21
Misc :

Vial: 10
Operator: LS
Inst : KYLO
Multiplr: 1.00

Quant Time: Oct 19 17:06 2021

Quant Results File: K1019.RES

Method : M:\KYLO\DATA\211019\K1019.M (RTE Integrator)
Title : EPA 8270
Last Update : Wed Oct 20 07:46:01 2021
Response via : Initial Calibration



PAH by GCMS SIM
EPA 8270 SIM

Form 7

Continuing Calibration

Lab Name: APPL, Inc.
Case No: _____
Matrix: _____

SDG No: _____
Date Analyzed: 10/27/2021
Instrument: KYLO
Initial Cal. Date: 10/19/2021
Data File: 1019K131.D

		Compound	MEAN	CCRF	%D	%Drift
1	I	Napthalene-D8(IS)	ISTD			I
2	TM	Napthalene	1.299	1.333	2.7	TM
3	S	2-Methylnapthalene-D10 (2MN)	1.277	1.306	2.3	S
4	TM	2-Methylnapthalene	0.7611	0.8137	6.9	TM
5	TM	1-Methylnapthalene	0.7681	0.8131	5.9	TM
6	I	Acenaphthene-D10(IS)	ISTD			I
7	TM	Acenaphthylene	5.176	5.494	6.1	TM
8	*TM	Acenaphthene	1.371	1.423	3.8	*TM
9	TM	Fluorene	1.589	1.669	5.0	TM
10	I	Phenanthrene-D10(IS)	ISTD			I
11	TM	Phenanthrene	1.376	1.455	5.8	TM
12	TM	Anthracene	1.299	1.362	4.8	TM
13	S	Fluoranthene-D10 (FRT)	1.949	1.965	0.82	S
14	*TM	Fluoranthene	2.137	2.347	9.8	*TM
15	I	Chrysene-D12(IS)	ISTD			I
16	TM	Pyrene	1.914	2.036	6.4	TM
17	TM	Benz (a) anthracene	1.401	1.468	4.7	TM
18	TM	Chrysene	1.558	1.545	0.83	TM
19	TML	Indeno (1,2,3-cd) pyrene	1.272	1.105	13	TML 1.7
20	I	Perylene-D12(IS)	ISTD			I
21	TM	Benzo (b) fluoranthene	1.408	1.571	12	TM
22	TM	Benzo (k) fluoranthene	1.610	1.681	4.4	TM
23	*TM	Benzo (a) pyrene	1.341	1.426	6.3	*TM
24	TM	Dibenz (a,h) anthracene	1.326	1.407	6.1	TM
25	TM	Benzo (g,h,i) perylene	1.443	1.515	5.0	TM
26						
27						
28						
29						
30						
31						
32						
33						
34						
35						
36						
37						
38						
39						
40						

Average

5.6

Quantitation Report (Not Reviewed)

Data File : M:\KYLO\DATA\211019\1019K131.D
 Acq On : 27 Oct 21 9:29
 Sample : 5 ug/ml 10/19/21 (1)
 Misc :

Vial: 131
 Operator: LS
 Inst : KYLO
 Multiplr: 1.00

Quant Time: Oct 27 9:52 2021

Quant Results File: K1019.RES

Quant Method : M:\KYLO\DATA\211019\K1019.M (RTE Integrator)
 Title : EPA 8270
 Last Update : Wed Oct 20 07:46:01 2021
 Response via : Initial Calibration
 DataAcq Meth : SIM_2

Internal Standards	R.T.	QIon	Response	Conc	Units	Dev(Min)
1) Napthalene-D8 (IS)	3.89	136	13145	2.50000	ppb	-0.03
6) Acenaphthene-D10 (IS)	5.82	164	6478	2.50000	ppb	-0.03
10) Phenanthrene-D10 (IS)	7.52	188	9986	2.50000	ppb	-0.03
15) Chrysene-D12 (IS)	10.58	240	11937	2.50000	ppb	-0.04
20) Perylene-D12 (IS)	12.76	264	10340	2.50000	ppb	-0.07
System Monitoring Compounds						
3) 2-Methylnaphthalene-D10 (2)	4.63	152	17172	2.55818	ppb	-0.03
Spiked Amount	5.000		Recovery	=	51.160%	
13) Fluoranthene-D10 (FRT)	8.90	212	19621	2.52052	ppb	-0.04
Spiked Amount	5.000		Recovery	=	50.420%	
Target Compounds						
						Qvalue
2) Napthalene	3.91	128	35052	5.13339	ppb	100
4) 2-Methylnaphthalene	4.66	142	21393	5.34579	ppb	98
5) 1-Methylnaphthalene	4.77	142	21376	5.29273	ppb	99
7) Acenaphthylene	5.66	152	71176	5.30722	ppb	99
8) Acenaphthene	5.86	154	18440	5.19117	ppb	98
9) Fluorene	6.45	166	21620	5.25228	ppb	99
11) Phenanthrene	7.55	178	29068	5.28938	ppb	99
12) Anthracene	7.61	178	27205	5.24124	ppb	100
14) Fluoranthene	8.92	202	46865	5.48950	ppb	99
16) Pyrene	9.17	202	48612	5.31883	ppb	98
17) Benz (a) anthracene	10.57	228	35041	5.23733	ppb	99
18) Chrysene	10.61	228	36883	4.95839	ppb	99
19) Indeno (1,2,3-cd) pyrene	14.32	276	26387	4.91442	ppb	97
21) Benzo (b) fluoranthene	12.08	252	32483	5.57817	ppb	100
22) Benzo (k) fluoranthene	12.12	252	34764	5.22051	ppb	99
23) Benzo (a) pyrene	12.65	252	29483	5.31564	ppb	100
24) Dibenz (a,h) anthracene	14.36	278	29098	5.30578	ppb	99
25) Benzo (g,h,i) perylene	14.63	276	31333	5.24988	ppb	97

Quantitation Report


Data File : M:\KYLO\DATA\211019\1019K131.D
Acq On : 27 Oct 21 9:29
Sample : 5 ug/ml 10/19/21 (1)
Misc :

Vial: 131
Operator: LS
Inst : KYLO
Multiplr: 1.00

Quant Time: Oct 27 9:52 2021

Quant Results File: K1019.RES

Method : M:\KYLO\DATA\211019\K1019.M (RTE Integrator)
Title : EPA 8270
Last Update : Wed Oct 20 07:46:01 2021
Response via : Initial Calibration



268 of 448

PAH by GCMS SIM
EPA 8270 SIM

Form 7

Ending Continuing Calibration

Lab Name: APPL, Inc.
Case No: _____
Matrix: _____

SDG No: _____
Date Analyzed: 10/27/2021
Instrument: KYLO
Initial Cal. Date: 10/19/2021
Data File: 1019K163.D

		Compound	MEAN	CCRF	%D	%Drift
1	I	Napthalene-D8(IS)	ISTD			I
2	TM	Napthalene	1.299	1.307	0.63	TM
3	S	2-Methylnapthalene-D10 (2MN)	1.277	1.298	1.7	S
4	TM	2-Methylnapthalene	0.7611	0.8048	5.7	TM
5	TM	1-Methylnapthalene	0.7681	0.7962	3.7	TM
6	I	Acenaphthene-D10(IS)	ISTD			I
7	TM	Acenaphthylene	5.176	5.432	5.0	TM
8	*TM	Acenaphthene	1.371	1.432	4.4	*TM
9	TM	Fluorene	1.589	1.701	7.0	TM
10	I	Phenanthrene-D10(IS)	ISTD			I
11	TM	Phenanthrene	1.376	1.456	5.8	TM
12	TM	Anthracene	1.299	1.335	2.8	TM
13	S	Fluoranthene-D10 (FRT)	1.949	2.045	4.9	S
14	*TM	Fluoranthene	2.137	2.302	7.7	*TM
15	I	Chrysene-D12(IS)	ISTD			I
16	TM	Pyrene	1.914	1.958	2.3	TM
17	TM	Benz (a) anthracene	1.401	1.437	2.6	TM
18	TM	Chrysene	1.558	1.538	1.3	TM
19	TML	Indeno (1,2,3-cd) pyrene	1.272	1.034	19	TML 7.8
20	I	Perylene-D12(IS)	ISTD			I
21	TM	Benzo (b) fluoranthene	1.408	1.512	7.4	TM
22	TM	Benzo (k) fluoranthene	1.610	1.687	4.8	TM
23	*TM	Benzo (a) pyrene	1.341	1.408	5.0	*TM
24	TM	Dibenz (a,h) anthracene	1.326	1.322	0.33	TM
25	TM	Benzo (g,h,i) perylene	1.443	1.459	1.1	TM
26						
27						
28						
29						
30						
31						
32						
33						
34						
35						
36						
37						
38						
39						
40						

Average

4.7

Quantitation Report (Not Reviewed)

Data File : M:\KYLO\DATA\211019\1019K163.D
 Acq On : 27 Oct 21 20:18
 Sample : 5 ug/ml 10/10/21 (2)
 Misc :

Vial: 13
 Operator: LS
 Inst : KYLO
 Multiplr: 1.00

Quant Time: Oct 28 7:26 2021

Quant Results File: K1019.RES

Quant Method : M:\KYLO\DATA\211019\K1019.M (RTE Integrator)
 Title : EPA 8270
 Last Update : Wed Oct 27 10:57:36 2021
 Response via : Initial Calibration
 DataAcq Meth : SIM_2

Internal Standards	R.T.	QIon	Response	Conc	Units	Dev(Min)
1) Napthalene-D8 (IS)	3.90	136	16326	2.50000	ppb	0.00
6) Acenaphthene-D10 (IS)	5.82	164	8159	2.50000	ppb	-0.03
10) Phenanthrene-D10 (IS)	7.52	188	12835	2.50000	ppb	-0.03
15) Chrysene-D12 (IS)	10.57	240	15440	2.50000	ppb	-0.04
20) Perylene-D12 (IS)	12.76	264	13434	2.50000	ppb	-0.07
System Monitoring Compounds						
3) 2-Methylnaphthalene-D10 (2)	4.63	152	21197	2.54253	ppb	-0.03
Spiked Amount	5.000		Recovery	=	50.860%	
13) Fluoranthene-D10 (FRT)	8.90	212	26247	2.62328	ppb	-0.04
Spiked Amount	5.000		Recovery	=	52.460%	
Target Compounds						
2) Naphthalene	3.91	128	42669	5.03135	ppb	100
4) 2-Methylnaphthalene	4.66	142	26278	5.28705	ppb	99
5) 1-Methylnaphthalene	4.77	142	25998	5.18292	ppb	99
7) Acenaphthylene	5.66	152	88640	5.24768	ppb	99
8) Acenaphthene	5.86	154	23361	5.22155	ppb	97
9) Fluorene	6.45	166	27749	5.35234	ppb	99
11) Phenanthrene	7.55	178	37370	5.29064	ppb	99
12) Anthracene	7.61	178	34278	5.13802	ppb	99
14) Fluoranthene	8.92	202	59084	5.38455	ppb	99
16) Pyrene	9.17	202	60473	5.11543	ppb	98
17) Benz (a) anthracene	10.56	228	44376	5.12778	ppb	100
18) Chrysene	10.61	228	47504	4.93733	ppb	99
19) Indeno (1,2,3-cd) pyrene	14.31	276	31920	4.60843	ppb	# 92
21) Benzo (b) fluoranthene	12.08	252	40614	5.36817	ppb	99
22) Benzo (k) fluoranthene	12.12	252	45331	5.23954	ppb	99
23) Benzo (a) pyrene	12.66	252	37839	5.25096	ppb	99
24) Dibenz (a,h) anthracene	14.36	278	35508	4.98342	ppb	100
25) Benzo (g,h,i) perylene	14.63	276	39211	5.05674	ppb	99

Quantitation Report


Data File : M:\KYLO\DATA\211019\1019K163.D
Acq On : 27 Oct 21 20:18
Sample : 5 ug/mL 10/10/21 (2)
Misc :

Vial: 13
Operator: LS
Inst : KYLO
Multiplr: 1.00

Quant Time: Oct 28 7:26 2021

Quant Results File: K1019.RES

Method : M:\KYLO\DATA\211019\K1019.M (RTE Integrator)
Title : EPA 8270
Last Update : Wed Oct 27 10:57:36 2021
Response via : Initial Calibration



ORGANICS
Raw Data

Data File : M:\KYLO\DATA\211019\1019K141.D Vial: 141
 Acq On : 27 Oct 21 12:59 Operator: LS
 Sample : BA42527W07 1/950 Inst : KYLO
 Misc : Multiplr: 1.05

Quant Time: Oct 28 16:41 2021 Quant Results File: K1019.RES

Quant Method : M:\KYLO\DATA\211019\K1019.M (RTE Integrator)
 Title : EPA 8270
 Last Update : Wed Oct 27 10:57:36 2021
 Response via : Initial Calibration
 DataAcq Meth : SIM_2

Internal Standards	R.T.	QIon	Response	Conc	Units	Dev(Min)
1) Napthalene-D8 (IS)	3.89	136	18146	2.50000	ppb	0.00
6) Acenaphthene-D10 (IS)	5.82	164	9194	2.50000	ppb	-0.03
10) Phenanthrene-D10 (IS)	7.52	188	15381	2.50000	ppb	-0.03
15) Chrysene-D12 (IS)	10.57	240	18671	2.50000	ppb	-0.04
20) Perylene-D12 (IS)	12.75	264	16720	2.50000	ppb	-0.08
System Monitoring Compounds						
3) 2-Methylnaphthalene-D10 (2)	4.63	152	33891	3.84990	ppb	-0.03
Spiked Amount	5.263		Recovery	=	73.150%	
13) Fluoranthene-D10 (FRT)	8.90	212	40816	3.58329	ppb	-0.04
Spiked Amount	5.263		Recovery	=	68.077%	

Target Compounds Qvalue

Quantitation Report


Data File : M:\KYLO\DATA\211019\1019K141.D
Acq On : 27 Oct 21 12:59
Sample : BA42527W07 1/950
Misc :

Vial: 141
Operator: LS
Inst : KYLO
Multiplr: 1.05

Quant Time: Oct 28 16:41 2021

Quant Results File: K1019.RES

Method : M:\KYLO\DATA\211019\K1019.M (RTE Integrator)
Title : EPA 8270
Last Update : Wed Oct 27 10:57:36 2021
Response via : Initial Calibration



Data File : M:\KYLO\DATA\211019\1019K142.D Vial: 142
 Acq On : 27 Oct 21 13:19 Operator: LS
 Sample : BA42528W05 1/950 Inst : KYLO
 Misc : Multiplr: 1.05

Quant Time: Oct 28 16:42 2021 Quant Results File: K1019.RES

Quant Method : M:\KYLO\DATA\211019\K1019.M (RTE Integrator)
 Title : EPA 8270
 Last Update : Wed Oct 27 10:57:36 2021
 Response via : Initial Calibration
 DataAcq Meth : SIM_2

Internal Standards	R.T.	QIon	Response	Conc	Units	Dev(Min)
1) Napthalene-D8 (IS)	3.90	136	17090	2.50000	ppb	0.00
6) Acenaphthene-D10 (IS)	5.82	164	8621	2.50000	ppb	-0.03
10) Phenanthrene-D10 (IS)	7.52	188	14321	2.50000	ppb	-0.03
15) Chrysene-D12 (IS)	10.58	240	17057	2.50000	ppb	-0.04
20) Perylene-D12 (IS)	12.76	264	15304	2.50000	ppb	-0.07
System Monitoring Compounds						
3) 2-Methylnaphthalene-D10 (2)	4.63	152	31028	3.74247	ppb	-0.03
Spiked Amount	5.263		Recovery	=	71.098%	
13) Fluoranthene-D10 (FRT)	8.90	212	37295	3.51652	ppb	-0.04
Spiked Amount	5.263		Recovery	=	66.823%	

Target Compounds Qvalue

Quantitation Report

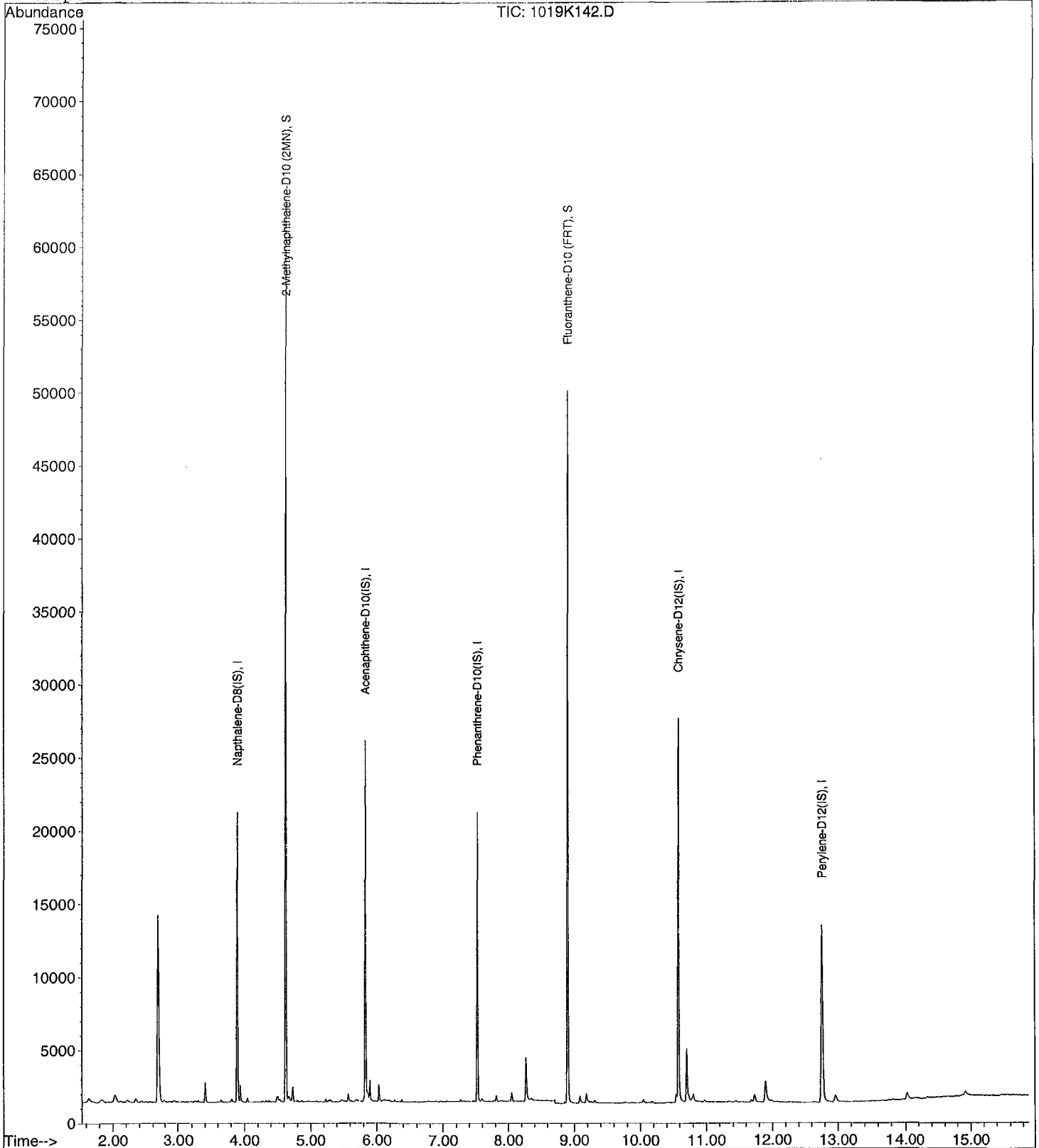
Data File : M:\KYLO\DATA\211019\1019K142.D
Acq On : 27 Oct 21 13:19
Sample : BA42528W05 1/950
Misc :

Vial: 142
Operator: LS
Inst : KYLO
Multiplr: 1.05

Quant Time: Oct 28 16:42 2021

Quant Results File: K1019.RES

Method : M:\KYLO\DATA\211019\K1019.M (RTE Integrator)
Title : EPA 8270
Last Update : Wed Oct 27 10:57:36 2021
Response via : Initial Calibration



Data File : M:\KYLO\DATA\211019\1019K133.D Vial: 133
 Acq On : 27 Oct 21 10:19 Operator: LS
 Sample : 211012A BLK 1/1000 Inst : KYLO
 Misc : Multiplr: 1.00

Quant Time: Oct 27 10:58 2021 Quant Results File: K1019.RES

Quant Method : M:\KYLO\DATA\211019\K1019.M (RTE Integrator)
 Title : EPA 8270
 Last Update : Wed Oct 27 10:57:36 2021
 Response via : Initial Calibration
 DataAcq Meth : SIM_2

Internal Standards	R.T.	QIon	Response	Conc	Units	Dev(Min)
1) Napthalene-D8 (IS)	3.89	136	12432	2.50000	ppb	0.00
6) Acenaphthene-D10 (IS)	5.82	164	6173	2.50000	ppb	-0.03
10) Phenanthrene-D10 (IS)	7.53	188	9600	2.50000	ppb	-0.03
15) Chrysene-D12 (IS)	10.58	240	11357	2.50000	ppb	-0.04
20) Perylene-D12 (IS)	12.76	264	10060	2.50000	ppb	-0.07
System Monitoring Compounds						
3) 2-Methylnaphthalene-D10 (2)	4.63	152	30671	4.83123	ppb	-0.03
Spiked Amount	5.000		Recovery	=	96.620%	
13) Fluoranthene-D10 (FRT)	8.90	212	36690	4.90272	ppb	-0.03
Spiked Amount	5.000		Recovery	=	98.060%	

Target Compounds Qvalue

Quantitation Report


Data File : M:\KYLO\DATA\211019\1019K133.D
Acq On : 27 Oct 21 10:19
Sample : 211012A BLK 1/1000
Misc :

Vial: 133
Operator: LS
Inst : KYLO
Multiplr: 1.00

Quant Time: Oct 27 10:58 2021

Quant Results File: K1019.RES

Method : M:\KYLO\DATA\211019\K1019.M (RTE Integrator)
Title : EPA 8270
Last Update : Wed Oct 27 10:57:36 2021
Response via : Initial Calibration



Data File : M:\KYLO\DATA\211019\1019K134.D Vial: 134
 Acq On : 27 Oct 21 10:39 Operator: LS
 Sample : 211012A LCS-1 1/1000 Inst : KYLO
 Misc : Multiplr: 1.00

Quant Time: Oct 27 10:57 2021 Quant Results File: K1019.RES

Quant Method : M:\KYLO\DATA\211019\K1019.M (RTE Integrator)
 Title : EPA 8270
 Last Update : Wed Oct 27 10:57:36 2021
 Response via : Initial Calibration
 DataAcq Meth : SIM_2

Internal Standards	R.T.	QIon	Response	Conc	Units	Dev(Min)
1) Napthalene-D8 (IS)	3.89	136	15579	2.50000	ppb	0.00
6) Acenaphthene-D10 (IS)	5.82	164	7960	2.50000	ppb	-0.03
10) Phenanthrene-D10 (IS)	7.52	188	1311.6	2.50000	ppb	-0.03
15) Chrysene-D12 (IS)	10.57	240	16199	2.50000	ppb	-0.04
20) Perylene-D12 (IS)	12.75	264	14787	2.50000	ppb	-0.08
System Monitoring Compounds						
3) 2-Methylnaphthalene-D10 (2)	4.63	152	32604	4.09828	ppb	-0.03
Spiked Amount	5.000		Recovery	=	81.960%	
13) Fluoranthene-D10 (FRT)	8.90	212	38439	3.75951	ppb	-0.04
Spiked Amount	5.000		Recovery	=	75.200%	
Target Compounds						
						Qvalue
2) Napthalene	3.91	128	32235	3.98327	ppb	100
4) 2-Methylnaphthalene	4.66	142	19790	4.17260	ppb	98
5) 1-Methylnaphthalene	4.77	142	19652	4.10565	ppb	98
7) Acenaphthylene	5.66	152	6761.0	4.10273	ppb	99
8) Acenaphthene	5.86	154	17458	3.99969	ppb	98
9) Fluorene	6.45	166	20909	4.13384	ppb	100
11) Phenanthrene	7.55	178	28091	3.89177	ppb	99
12) Anthracene	7.61	178	25596	3.75446	ppb	99
14) Fluoranthene	8.92	202	45870	4.09075	ppb	98
16) Pyrene	9.17	202	47365	3.81889	ppb	96
17) Benz (a) anthracene	10.56	228	35787	3.94154	ppb	99
18) Chrysene	10.61	228	37195	3.68473	ppb	98
19) Indeno (1,2,3-cd) pyrene	14.31	276	25826	3.59733	ppb	98
21) Benzo (b) fluoranthene	12.08	252	32977	3.95993	ppb	99
22) Benzo (k) fluoranthene	12.12	252	35847	3.76423	ppb	99
23) Benzo (a) pyrene	12.65	252	30075	3.79166	ppb	99
24) Dibenz (a,h) anthracene	14.36	278	28797	3.67176	ppb	98
25) Benzo (g,h,i) perylene	14.63	276	31685	3.71229	ppb	96

Quantitation Report


Data File : M:\KYLO\DATA\211019\1019K134.D
Acq On : 27 Oct 21 10:39
Sample : 211012A LCS-1 1/1000
Misc :

Vial: 134
Operator: LS
Inst : KYLO
Multiplr: 1.00

Quant Time: Oct 27 10:57 2021

Quant Results File: K1019.RES

Method : M:\KYLO\DATA\211019\K1019.M (RTE Integrator)
Title : EPA 8270
Last Update : Wed Oct 27 10:57:36 2021
Response via : Initial Calibration



Data File : M:\KYLO\DATA\211019\1019K135.D Vial: 135
 Acq On : 27 Oct 21 10:59 Operator: LS
 Sample : 211012A LCSD-1 1/1000 Inst : KYLO
 Misc : Multiplr: 1.00

Quant Time: Oct 28 7:33 2021 Quant Results File: K1019.RES

Quant Method : M:\KYLO\DATA\211019\K1019.M (RTE Integrator)
 Title : EPA 8270
 Last Update : Wed Oct 27 10:57:36 2021
 Response via : Initial Calibration
 DataAcq Meth : SIM_2

Internal Standards	R.T.	QIon	Response	Conc	Units	Dev(Min)
1) Naphthalene-D8 (IS)	3.89	136	16598	2.50000	ppb	0.00
6) Acenaphthene-D10 (IS)	5.82	164	8501	2.50000	ppb	-0.03
10) Phenanthrene-D10 (IS)	7.52	188	13538	2.50000	ppb	-0.03
15) Chrysene-D12 (IS)	10.58	240	16657	2.50000	ppb	-0.04
20) Perylene-D12 (IS)	12.76	264	15221	2.50000	ppb	-0.07
System Monitoring Compounds						
3) 2-Methylnaphthalene-D10 (2)	4.63	152	32648	3.85187	ppb	-0.03
Spiked Amount	5.000		Recovery	=	77.040%	
13) Fluoranthene-D10 (FRT)	8.90	212	38415	3.64005	ppb	-0.04
Spiked Amount	5.000		Recovery	=	72.800%	
Target Compounds						
						Qvalue
2) Naphthalene	3.91	128	33265	3.85819	ppb	100
4) 2-Methylnaphthalene	4.66	142	20282	4.01380	ppb	99
5) 1-Methylnaphthalene	4.77	142	20292	3.97909	ppb	98
7) Acenaphthylene	5.66	152	70230	3.99050	ppb	99
8) Acenaphthene	5.86	154	18141	3.89167	ppb	98
9) Fluorene	6.45	166	21535	3.98665	ppb	99
11) Phenanthrene	7.55	178	28983	3.89018	ppb	100
12) Anthracene	7.61	178	26574	3.77641	ppb	99
14) Fluoranthene	8.92	202	46764	4.04048	ppb	100
16) Pyrene	9.17	202	48073	3.76940	ppb	99
17) Benz (a) anthracene	10.57	228	36866	3.94873	ppb	99
18) Chrysene	10.61	228	37585	3.62099	ppb	100
19) Indeno (1,2,3-cd) pyrene	14.32	276	26463	3.58538	ppb	98
21) Benzo (b) fluoranthene	12.08	252	34181	3.98747	ppb	99
22) Benzo (k) fluoranthene	12.12	252	36244	3.69740	ppb	99
23) Benzo (a) pyrene	12.65	252	30919	3.78692	ppb	99
24) Dibenz (a,h) anthracene	14.36	278	28989	3.59084	ppb	97
25) Benzo (g,h,i) perylene	14.63	276	32493	3.69841	ppb	97

Quantitation Report


Data File : M:\KYLO\DATA\211019\1019K135.D
 Acq On : 27 Oct 21 10:59
 Sample : 211012A LCSD-1 1/1000
 Misc :

Vial: 135
 Operator: LS
 Inst : KYLO
 Multiplr: 1.00

Quant Time: Oct 28 7:33 2021

Quant Results File: K1019.RES

Method : M:\KYLO\DATA\211019\K1019.M (RTE Integrator)
 Title : EPA 8270
 Last Update : Wed Oct 27 10:57:36 2021
 Response via : Initial Calibration

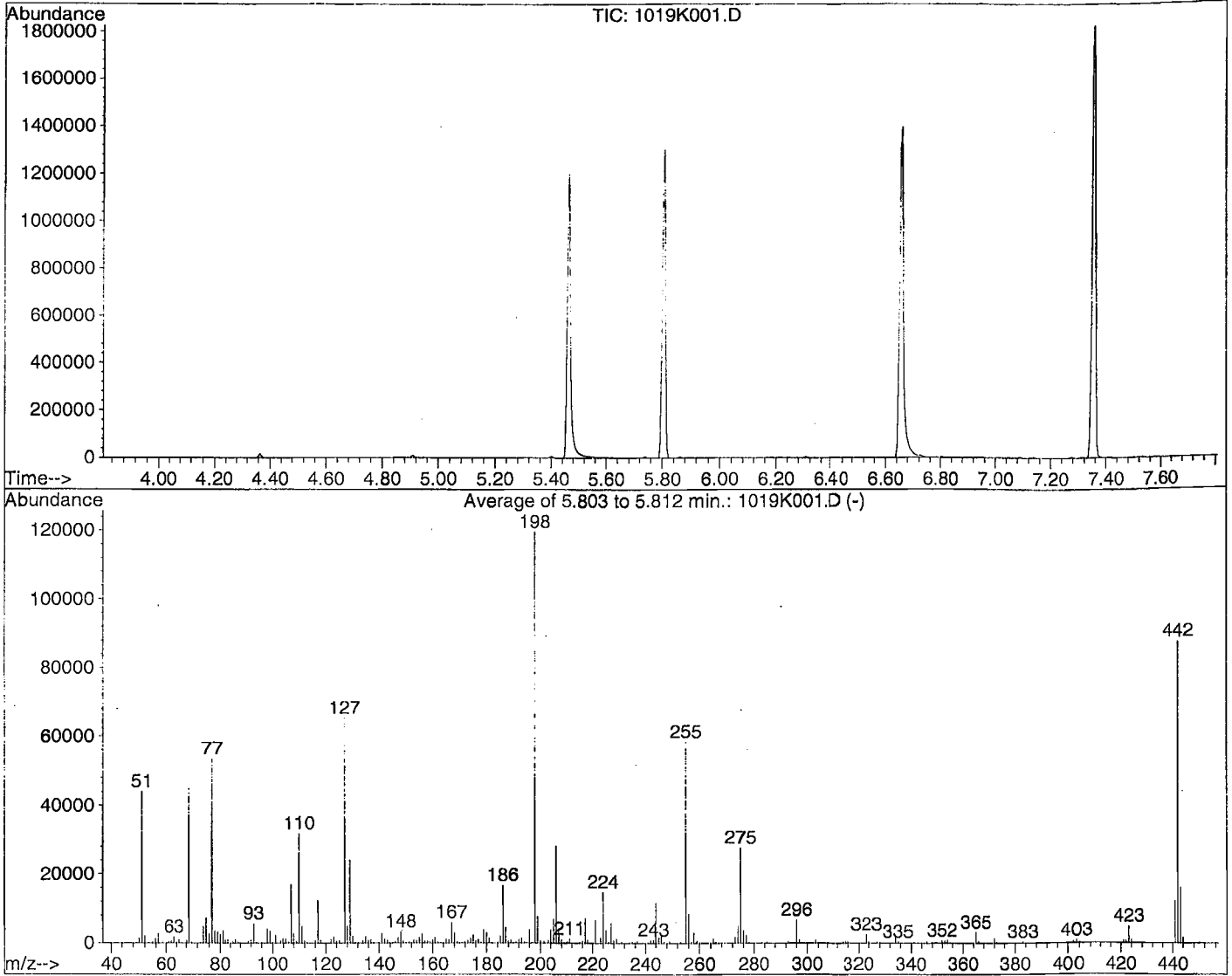


DFTPP

Data File : M:\KYLO\DATA\211019\1019K001.D
 Acq On : 19 Oct 21 13:58
 Sample : SV TUNE 7/2/21
 Misc :

Vial: 1
 Operator: LS
 Inst : KYLO
 Multiplr: 1.00

Method : M:\KYLO\DATA\211019\DFTPP2.M (Chemstation Integrator)
 Title :



AutoFind: Scans 476, 477, 478; Background Corrected with Scan 470

Target Mass	Rel. to Mass	Lower Limit%	Upper Limit%	Rel. Abn%	Raw Abn	Result Pass/Fail
51	198	10	80	36.8	44033	PASS
68	69	0.00	2	1.7	772	PASS
70	69	0.00	2	0.4	170	PASS
127	198	10	80	54.6	65376	PASS
197	198	0.00	2	0.2	185	PASS
198	198	100	100	100.0	119640	PASS
199	198	5	9	6.5	7734	PASS
275	198	10	60	23.2	27808	PASS
365	198	1	100	2.5	3043	PASS
441	442	0.01	24	13.9	12169	PASS
442	198	50	500	73.4	87760	PASS
443	442	15	24	18.4	16149	PASS

M:\KYLO\DATA\211019\1019K001.D

Data File Name: 1019K001.D
Data File Path: M:\KYLO\DATA\211019\
Operator: LS
Date Acquired: 19 Oct 2021 13:58
Method File: DFTPP2.M
Sample Name: SV TUNE 7/2/21
Vial Number: 1
Instrument Name: KYLO

#	Name	Ret Time	Target Response
1)	DDT	7.36	16763500
2)	DDD	7.13	0
3)	DDE	6.80	0

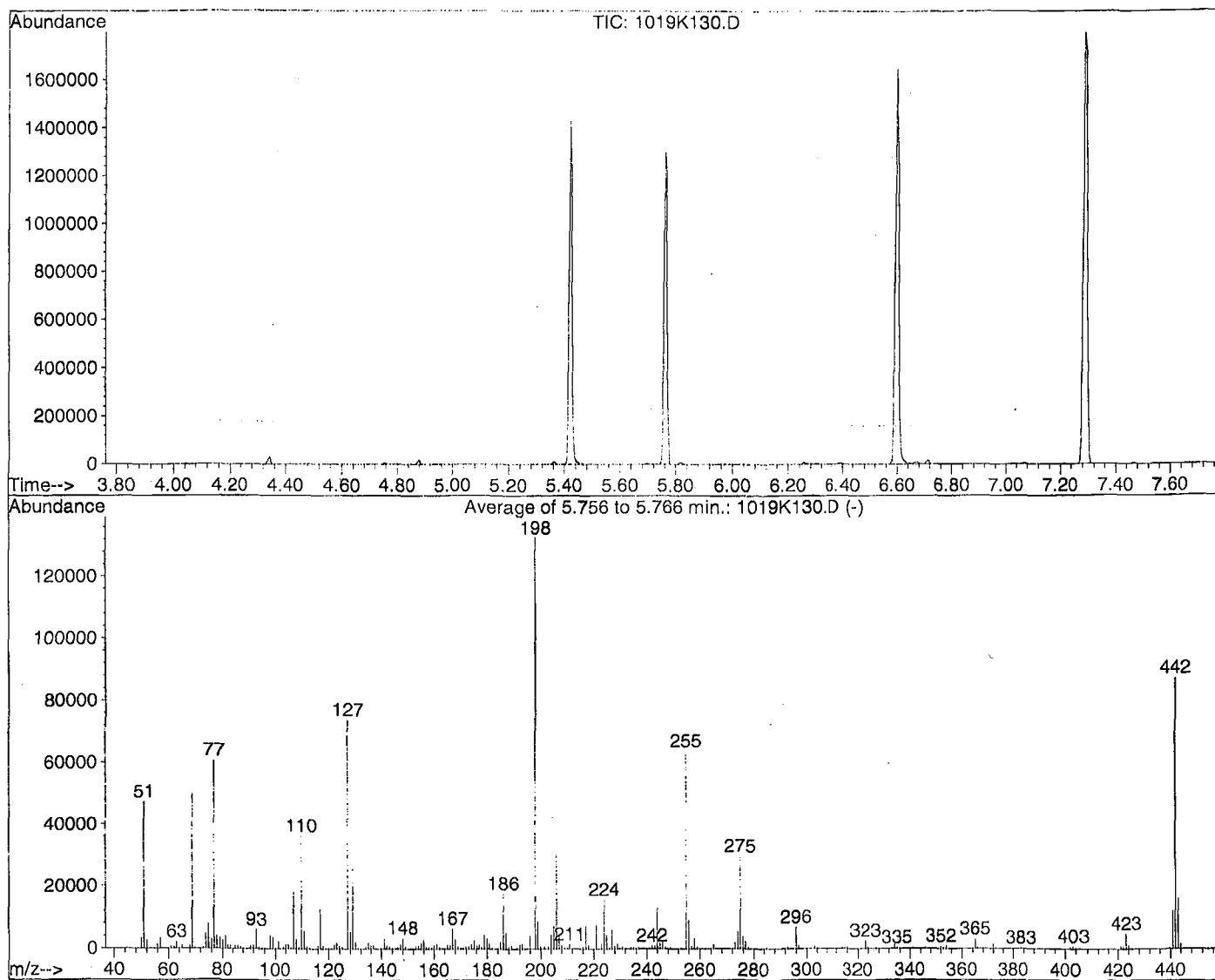
Breakdown 0.00

DFTPP

Data File : M:\KYLO\DATA\211019\1019K130.D
 Acq On : 27 Oct 21 9:17
 Sample : SV TUNE 7/2/21
 Misc :

Vial: 130
 Operator: LS
 Inst : KYLO
 Multiplr: 1.00

Method : M:\KYLO\DATA\211019\K1019.M (RTE Integrator)
 Title : EPA 8270



AutoFind: Scans 466, 467, 468; Background Corrected with Scan 461

Target Mass	Rel. to Mass	Lower Limit%	Upper Limit%	Rel. Abn%	Raw Abn	Result Pass/Fail
51	198	10	80	35.6	47181	PASS
68	69	0.00	2	1.9	961	PASS
70	69	0.00	2	0.5	255	PASS
127	198	10	80	55.6	73747	PASS
197	198	0.00	2	0.0	0	PASS
198	198	100	100	100.0	132624	PASS
199	198	5	9	6.6	8792	PASS
275	198	10	60	22.4	29684	PASS
365	198	1	100	2.2	2960	PASS
441	442	0.01	24	13.8	12047	PASS
442	198	50	500	65.7	87072	PASS
443	442	15	24	18.4	16056	PASS

M:\KYLO\DATA\211019\1019K130.D

Data File Name: 1019K130.D
Data File Path: M:\KYLO\DATA\211019\
Operator: LS
Date Acquired: 27 Oct 2021 09:17
Method File: DFTPP2.M
Sample Name: SV TUNE 7/2/21
Vial Number: 130
Instrument Name: KYLO

#	Name	Ret Time	Target Response
1)	DDT	7.29	16019400
2)	DDD	7.07	0
3)	DDE	6.75	0

Breakdown 0.00

Name of Final Standard

SIM Curve

Prep'd By (Initials)

LS

Prep Date

10/13/2021

Exp Date

6/17/2022

Initial Standard Information

Final Standard Information

Name of Initial Standard (from container Label)	Supplier	Supplier P/N# (or APPL Mix Name)	Conc. (range)	Lot # with QA # (or reference to APPL prep date)	Exp Date	Aliquot from Stock	Final Volume	Final Solvent + Lot# (or APPL Prep Date)	Final Standard Conc (range)
1.0 ug/mL SIM	APPL	1.0 ug/mL SIM	1.0 ug/mL	9/9/2021	6/17/2022	10 uL	100uL	MC 61117 90uL	0.1 ug/mL
SIM Internal Standard	APPL	SIM Internal Standard	125 ug/mL	6/17/2021	6/17/2022	2 uL	*	*	2.5ug/mL
1.0 ug/mL SIM	APPL	1.0 ug/mL SIM	1.0 ug/mL	9/9/2021	6/17/2022	20 uL	100uL	MC 61117 80uL	0.2 ug/mL
SIM Internal Standard	APPL	SIM Internal Standard	125 ug/mL	6/17/2021	6/17/2022	2 uL	*	*	2.5ug/mL
5.0 ug/mL SIM	APPL	5.0 ug/mL SIM	5.0 ug/mL	9/9/2021	6/17/2022	10 uL	100uL	MC 61117 90uL	0.5 ug/mL
SIM Internal Standard	APPL	SIM Internal Standard	125 ug/mL	6/17/2021	6/17/2022	2 uL	*	*	2.5ug/mL
5.0 ug/mL SIM	APPL	5.0 ug/mL SIM	5.0 ug/mL	9/9/2021	6/17/2022	20 uL	100uL	MC 61117 80 uL	1.0 ug/mL
SIM Internal Standard	APPL	SIM Internal Standard	125 ug/mL	6/17/2021	6/17/2022	2 uL	*	*	2.5ug/mL
SIM STOCK	APPL	SIM STOCK	200 ug/mL	6/17/2021	6/17/2022	5 uL	200uL	MC 61117 190 uL	5.0 ug/mL
SIM SURROGATE	APPL	SIM SURR	100 ug/mL	6/17/2021	6/17/2022	5 uL	*	*	2.5ug/mL
SIM Internal Standard	APPL	SIM Internal Standard	125 ug/mL	6/17/2021	6/17/2022	4 uL	*	*	2.5ug/mL
SIM STOCK	APPL	SIM STOCK	200 ug/mL	6/17/2021	6/17/2022	5 uL	100 uL	MC 61117 90 uL	10 ug/mL
SIM SURROGATE	APPL	SIM SURR	100 ug/mL	6/17/2021	6/17/2022	5 uL	*	*	5 ug/mL
SIM Internal Standard	APPL	SIM Internal Standard	125 ug/mL	6/17/2021	6/17/2022	2 uL	*	*	2.5ug/mL
SIM STOCK	APPL	SIM STOCK	200 ug/mL	6/17/2021	6/17/2022	25 uL	100uL	MC 61117 50 uL	50 ug/mL
SIM SURROGATE	APPL	SIM SURR	100 ug/mL	6/17/2021	6/17/2022	25 uL	*	*	25 ug/mL
SIM Internal Standard	APPL	SIM Internal Standard	125 ug/mL	6/17/2021	6/17/2022	2 uL	*	*	2.5ug/mL
SIM STOCK	APPL	SIM STOCK	200 ug/mL	6/17/2021	6/17/2022	50 uL	100uL	na	100 ug/mL
SIM SURROGATE	APPL	SIM SURR	100 ug/mL	6/17/2021	6/17/2022	50 uL	*	*	50 ug/mL
SIM Internal Standard	APPL	SIM Internal Standard	125 ug/mL	6/17/2021	6/17/2022	2 uL	*	*	2.5ug/mL

Name of Final Standard

8270 PAH SIM Second Source

Prep'd By (Initials)

LS

Prep Date

10/13/2021

Exp Date

6/17/2022

Initial Standard Information

Final Standard Information

Name of Initial Standard (from container Label)	Supplier	Supplier P/N# (or APPL Mix Name)	Conc. (range)	Lot # with QA # (or reference to APPL prep date)	Exp Date	Aliquot from Stock	Final Volume	Final Solvent + Lot# (or APPL Prep Date)	Final Standard Conc (range)
PAH SIM SS Stock	Phenova	AL0-130490	200 ug/mL	6/17/2021	6/17/2022	5 uL	200uL	MC 61117 195uL	5 ug/mL
SIM Internal Standard	APPL	SIM Internal Standard	125 ug/mL	6/17/2021	6/17/2022	4 uL	*	*	2.5ug/mL

Name of Final Standard **PAH SIM Stock (Ampule)**
 Prep Date **6/17/2021**
 Exp Date **6/17/2022**

Prep'd By (Initials) **LS**

Initial Standard Information						Final Standard Information			
Name of Initial Standard (from container Label)	Supplier	Supplier P/N# (or APPL Mix Name)	Conc.(range)	Lot # with QA # (or reference to APPL prep date)	Exp Date	Aliquot from Stock	Final Volume	Final Solvent + Lot# (or APPL Prep Date)	Final Standard Conc (range)
Custom PAH SIM Mix	Phenova	ALO-130490	200 ug/mL	CL13121-52443	12/31/2022	1000 uL	1mL	NA	200 ug/mL

Name of Final Standard **SIM Surrogate**
 Prep Date **6/17/2021**
 Exp Date **6/17/2022**

Prep'd By (Initials) **LS**

Initial Standard Information						Final Standard Information			
Name of Initial Standard (from container Label)	Supplier	Supplier P/N# (or APPL Mix Name)	Conc.(range)	Lot # with QA # (or reference to APPL prep date)	Exp Date	Aliquot from Stock	Final Volume	Final Solvent + Lot# (or APPL Prep Date)	Final Standard Conc (range)
Sim Surrogate Deuterated	Restek	33913	2000 ug/mL	A0161454-50793	5/31/2026	1 mL	20 mL	Acetone #0246130	100 ug/mL

Name of Final Standard **8270 SIM PAH Internal Standard**
 Prep Date **6/17/2021**
 Exp Date **6/17/2022**

Prep'd By (Initials) **LS**

Initial Standard Information						Final Standard Information			
Name of Initial Standard (from container Label)	Supplier	Supplier P/N# (or APPL Mix Name)	Conc.(range)	Lot # with QA # (or reference to APPL prep date)	Exp Date	Aliquot from Stock	Final Volume	Final Solvent + Lot# (or APPL Prep Date)	Final Standard Conc (range)
SV Internal Standard	Restek	31206	2000 ug/mL	A0162879-50593	6/30/2026	625uL	10mL	MC 60338	125 ug/mL

Name of Final Standard **SIM SS Stock (Ampule second source)**
 Prep Date **6/17/2021**
 Exp Date **6/17/2022**

Prep'd By **LS**

Initial Standard Information						Final Standard Information			
Name of Initial Standard (from container Label)	Supplier	Supplier P/N# (or APPL Mix Name)	Conc.(range)	Lot # with QA # (or reference to APPL prep date)	Exp Date	Aliquot from Stock	Final Volume	Final Solvent + Lot# (or APPL Prep Date)	Final Standard Conc (range)
Custom PAH SIM Mix	Phenova	ALO-130490	200 ug/mL	CL13117-51757	12/31/2022	1000 uL	1mL	NA	200 ug/mL

Name of Final Standard 5 SIM CCV (2x)
 Prep Date 10/19/2021
 Exp Date 6/17/2022

Prep'd By (Initials) LS

Initial Standard Information						Final Standard Information			
Name of Initial Standard (from container Label)	Supplier	Supplier P/N# (or APPL Mix Name)	Conc.(range)	Lot # with QA # (or reference to APPL prep date)	Exp Date	Aliquot from Stock	Final Volume	Final Solvent + Lot# (or APPL Prep Date)	Final Standard Conc (range)
SIM STOCK	APPL	SIM STOCK	200 ug/mL	6/17/2021	12/31/2022	5 uL	200uL	MC 61117 190 uL	5.0 ug/mL
SIM SURROGATE	APPL	SIM SURR	100 ug/mL	6/17/2021	5/31/2026	5 uL	*	*	2.5ug/mL
SIM Internal Standard	APPL	SIM Internal Standard	125 ug/mL	6/17/2021	6/30/2026	4 uL	*	*	2.5ug/mL

Name of Final Standard **SIM Surrogate**
 Prep Date **9/21/2021**
 Exp Date **9/21/2022**

Prep'd By (Initials) **LS/IC**

Initial Standard Information						Final Standard Information			
Name of Initial Standard (from container Label)	Supplier	Supplier P/N# (or APPL Mix Name)	Conc.(range)	Lot # with QA # (or reference to APPL prep date)	Exp Date	Aliquot from Stock	Final Volume	Final Solvent + Lot# (or APPL Prep Date)	Final Standard Conc (range)
Sim Surrogate Deuterated	Restek	33913	2000 ug/mL	A0173323-52639	5/31/2027	1 mL	20 mL	Acetone #0246130	100 ug/mL

Name of Final Standard **SIM Surrogate**
 Prep Date **8/24/2021**
 Exp Date **8/24/2022**

Prep'd By (Initials) **LS**

Initial Standard Information						Final Standard Information			
Name of Initial Standard (from container Label)	Supplier	Supplier P/N# (or APPL Mix Name)	Conc.(range)	Lot # with QA # (or reference to APPL prep date)	Exp Date	Aliquot from Stock	Final Volume	Final Solvent + Lot# (or APPL Prep Date)	Final Standard Conc (range)
Sim Surrogate Deuterated	Restek	33913	2000 ug/mL	A0173323-52640	5/31/2027	1 mL	20 mL	Acetone #0246130	100 ug/mL

Name of Final Standard SIM Spike
 Prep Date 8/5/2021
 Exp Date 5/28/2022

Prep'd By (Initials) LS

Initial Standard Information						Final Standard Information			
Name of Initial Standard (from container Label)	Supplier	Supplier P/N# (or APPL Mix Name)	Conc.(range)	Lot # with QA # (or reference to APPL prep date)	Exp Date	Aliquot from Stock	Final Volume	Final Solvent + Lot# (or APPL Prep Date)	Final Standard Conc (range)
Custom PAH Sim Mix	Phenova	ALO-130490	200 ug/mL	CL13121- 50766,50767,50771,52444,52 445	5/28/2022	5 mL	25 mL	Acetone 0246130	40 ug/mL

Organic Extraction Worksheet

Method	Continuous Liquid/Liquid SVOC 3520C	Extraction Set	211012A	Extraction Method	LIQ003	Units	mL
Spiked ID 1	Sim Spike 8/5/21 - 5/28/22	Surrogate ID 1	SIM Surrogate 10/11/21 - 10/11/22				
Spiked ID 2		Surrogate ID 2					
Spiked ID 3		Surrogate ID 3					
Spiked ID 4		Surrogate ID 4					
Spiked ID 5		Surrogate ID 5					
Spiked ID 6		Sufficient Vol for Matrix QC:		NO			
Spiked ID 7		Ext. Start Time:		10/12/21 12:10			
Spiked ID 8		Ext. End Time:		10/13/21 11:56			
GC Requires Extract By:							
pH1	14	10/12/21 11:00	Water Bath Temp 1 °C	77/76.5 °C			
pH2			Water Bath Temp 2 °C				
pH3			Water Bath Temp 3 °C				

Spiked By:

Date

Witnessed By:

Date

Sample	Sample Container	Spike Amount	Spike ID	Surrogate Amount	Surrogate ID	Extract Amount	Final Volume	pH	Extract Date/Time	Comments
1 211012A Blk				0.050	1	1000	1	14	10/12/21 10:56	
					equip					
2 211012A LCS-1		0.125	1	0.050	1	1000	1	14	10/12/21 10:56	
					equip					
3 211012A LCSD-1		0.125	1	0.050	1	1000	1	14	10/12/21 10:56	
					equip					
4 BA42512	BA42512W07			0.050	1	940	1	14	10/12/21 10:56	97781
					equip					
5 BA42514	BA42514W07			0.050	1	940	1	14	10/12/21 10:56	97781
					equip					
6 BA42516	BA42516W07			0.050	1	940	1	14	10/12/21 10:56	97781
					equip					
7 BA42518	BA42518W07			0.050	1	950	1	14	10/12/21 10:56	97781
					equip					
8 BA42524	BA42524W07			0.050	1	940	1	14	10/12/21 10:56	97782
					equip					
9 BA42527	BA42527W07			0.050	1	950	1	14	10/12/21 10:56	97783
					equip					
10 BA42528	BA42528W05			0.050	1	950	1	14	10/12/21 10:56	97783
					equip					

Solvent and Lot#	
PH Strips	HC155968
Dichloromethane (DCM)	61117
10N NaOH (10mLs)	8/13/21 8/13/22
Filter Paper	1441-150
Na2SO4	2021071206

Extraction COC Transfer	
Extraction lab employee Initials	
GC analyst's initials	LS
Date	10/14/21
Time	0907
Refrigerator	GC-C

Technician's Initials	
Scanned By	
Sample Preparation	
Extraction Concentration	
Modified	10/12/2021 12:14:44 PM

Reviewed By:

Date

Injection Log

Directory: M:\KYLO\DATA\211019\

Line	Vial	FileName	Multiplier	SampleName	Misc Info	Injected
1	1	1019K001.D	1	SV TUNE 7/2/21		19 Oct 21 13:58
2	2	1019K002.D	1	0.1 ug/ml 10/10/21		19 Oct 21 14:09
3	3	1019K003.D	1	0.2 ug/ml 10/10/21		19 Oct 21 14:29
4	4	1019K004.D	1	0.5 ug/ml 10/10/21		19 Oct 21 14:49
5	5	1019K005.D	1	1 ug/ml 10/10/21		19 Oct 21 15:09
6	6	1019K006.D	1	5 ug/ml 10/10/21		19 Oct 21 15:29
7	7	1019K007.D	1	10 ug/ml 10/10/21		19 Oct 21 15:49
8	8	1019K008.D	1	50 ug/ml 10/10/21		19 Oct 21 16:09
9	9	1019K009.D	1	100 ug/ml 10/10/21		19 Oct 21 16:29
10	10	1019K010.D	1	SS ug/ml 10/10/21		19 Oct 21 16:49
11	130	1019K130.D	1	SV TUNE 7/2/21		27 Oct 21 9:17
12	131	1019K131.D	1	5 ug/ml 10/19/21 (1)		27 Oct 21 9:29
13	133	1019K133.D	1	211012A BLK 1/1000		27 Oct 21 10:19
14	134	1019K134.D	1	211012A LCS-1 1/1000		27 Oct 21 10:39
15	135	1019K135.D	1	211012A LCSD-1 1/1000		27 Oct 21 10:59
21	141	1019K141.D	1.05263	BA42527W07 1/950		27 Oct 21 12:59
22	142	1019K142.D	1.05263	BA42528W05 1/950		27 Oct 21 13:19
23	13	1019K163.D	1	5 ug/ml 10/10/21 (2)		27 Oct 21 20:18

ORGANICS
Calibration Data

VOLATILE ORGANIC ANALYSIS BY
EPA METHOD 8260B

Form 6
Initial Calibration

Lab Name: APPL, Inc.

SDG No: _____

Case No: _____

Initial Cal. Date: 10/8/2021

Matrix: Water

Instrument: Max

Initials: _____

1008M22.D 1008M23.D 1008M24.D 1008M25.D 1008M26.D 1008M27.D 1008M28.D 1008M29.D 1008M30.D

	Compound	1	2	3	4	5	6	7	8	9		Avg	%RSD	Type	r ²	Q	MRF
1	I Fluorobenzene (IS)																
2	TM Chlorotrifluoroethene													TM			
3	TM Dichlorodifluoromethane	0.1278	0.1090	0.1458	0.1631	0.1089	0.1226	0.1206	0.1233	0.1134		0.13	14	TM			
4	TM Freon 114	0.0717	0.1248	0.1313	0.1144	0.1131	0.1088	0.1137	0.1147	0.1065		0.11	15	TM			
5	TM**L Chloromethane	0.1415	0.1088	0.0919	0.0774	0.0731	0.0827	0.0808	0.0745			0.09	26	TM**	0.998		
6	TM* Vinyl chloride	0.0670	0.1147	0.0969	0.0979	0.0796	0.1039	0.0967	0.0920	0.0815		0.09	15	TM*			
7	TM 2-Chloro-1,1,1-trifluoroethane													TM			
8	TML Bromomethane	0.0538	0.0930	0.0569	0.0502	0.0621	0.0639	0.0636	0.0622	0.0612		0.06	19	TM	1.000		
9	TML Chloroethane	0.1566	0.1173	0.1035	0.1045	0.0606	0.0554	0.0602	0.0550	0.0642		0.09	42	TM	0.996		
10	TM Dichlorofluoromethane	0.2001	0.2372	0.1859	0.2300	0.1999	0.2089	0.2063	0.2109	0.1948		0.21	7.9	TM			
11	TM Trichlorofluoromethane	0.2026	0.2250	0.2445	0.2456	0.2176	0.2690	0.2578	0.2466	0.2189		0.24	9.1	TM			
12	TM 2,2-Dichloro-1,1,1-trifluoroethane													TM			
13	TM Acrolein	0.0218	0.0264	0.0262	0.0252	0.0270	0.0212	0.0246	0.0245	0.0238		0.02	8.1	TM			
14	TM Acetone	0.0275	0.0301	0.0268	0.0283	0.0280	0.0289	0.0263	0.0291	0.0285		0.03	4.2	TM			
15	TM Freon-113	0.0913	0.1479	0.1097	0.1231	0.0941	0.1108	0.1126	0.1114	0.0986		0.11	15	TM			
16	TM Acetonitrile	0.0073	0.0087	0.0072	0.0078	0.0084	0.0073	0.0081	0.0082	0.0090		0.01	8.1	TM			
17	TML 2-propanol													TM			
18	TM 1,2-Dichlorotrifluoroethane	0.2001	0.2372	0.1859	0.2300	0.1999	0.2089	0.2063	0.2109	0.1952		0.21	7.8	TM			
19	TM* 1,1-DCE	0.1018	0.1660	0.1549	0.1570	0.1272	0.1542	0.1464	0.1483	0.1383		0.14	13	TM*			
20	TMQ t-Butanol	0.0072	0.0098	0.0087	0.0097	0.0106	0.0110	0.0125	0.0128	0.0151		0.01	22	TM	0.996		
21	TM Methyl Acetate	0.0472	0.0629	0.0568	0.0511	0.0450	0.0489	0.0483	0.0482	0.0481		0.05	11	TM			
22	TML Iodomethane	0.0711	0.0783	0.0794	0.0719	0.0613	0.0826	0.0920	0.1079	0.1165		0.08	21	TM	0.998		
23	TML Acrylonitrile		0.0054	0.0190	0.0318	0.0219	0.0288	0.0283	0.0292	0.0287		0.02	36	TM	1.000		
24	TM 2-Methylpentane													TM			
25	TM Methylene chloride		0.0892	0.1230	0.1205	0.0943	0.1020	0.1044	0.1030	0.0929		0.10	12	TM			
26	TM Carbon disulfide	0.1626	0.1617	0.1567	0.1513	0.1119	0.1333	0.1372	0.1308	0.1151		0.14	14	TM			
27	TM Methyl t-butyl ether (MtBE)	0.2545	0.3861	0.3413	0.3712	0.3036	0.3483	0.3461	0.3423	0.3220		0.34	12	TM			
28	TML Trans-1,2-DCE	0.0443	0.0447	0.0929	0.1112	0.0961	0.1015	0.1113	0.1029	0.0957		0.09	29	TM	0.998		
29	TML 3-Methylpentane	0.0257	0.0541	0.0685	0.0672	0.0499	0.0602	0.0568	0.0572	0.0538		0.05	23	TM	0.999		
30	TM Hexane													TM			
31	TM Diisopropyl Ether	0.2469	0.2231	0.2431	0.2411	0.2124	0.2367	0.2384	0.2398	0.2200		0.23	5.1	TM			
32	TM** 1,1-DCA		0.1968	0.1939	0.1663	0.1525	0.1663	0.1702	0.1666	0.1571		0.17	9.3	TM**			
33	TM Vinyl Acetate	0.0917	0.0982	0.0868	0.0820	0.0814	0.0685	0.0698				0.08	13	TM			
34	TM Ethyl tert Butyl Ether	0.2243	0.3543	0.3219	0.3343	0.2811	0.3118	0.3254	0.3181	0.2969		0.31	12	TM			
35	TML Methylcyclopentane													TM			

VOLATILE ORGANIC ANALYSIS BY
EPA METHOD 8260B

Form 6
Initial Calibration

Lab Name: APPL, Inc.
Case No: _____
Matrix: Water

SDG No: _____
Initial Cal. Date: 10/8/2021
Instrument: Max

Initials: _____

		Compound	1	2	3	4	5	6	7	8	9		Avg	%RSD	Type		Q	MRF
36	TM	MEK (2-Butanone)	0.0301	0.0313	0.0351	0.0337	0.0323	0.0326	0.0334	0.0331	0.0352		0.03	5.0	TM			
37	TM	Cis-1,2-DCE	0.1453	0.1039	0.1325	0.1246	0.1042	0.1228	0.1181	0.1167	0.1079		0.12	11	TM			
38	TM	2,2-Dichloropropane	0.2766	0.2415	0.2169	0.2254	0.1900	0.2112	0.2164	0.2153	0.1972		0.22	12	TM			
39	TM*	Chloroform	0.2891	0.2339	0.2285	0.2380	0.2108	0.2241	0.2273	0.2290	0.2090		0.23	10	TM*			
40	TML	Bromochloromethane	0.0491	0.0602	0.0991	0.0946	0.0818	0.0914	0.0966	0.0943	0.0861		0.08	21	TM	0.998		
41	S	Dibromofluoromethane(S)	0.3265	0.3537	0.2843	0.2981	0.3077	0.3045	0.2919	0.2881	0.2552		0.30	9.2	S			
42	TM	1,1,1-TCA	0.2477	0.2025	0.2527	0.2465	0.2337	0.2575	0.2630	0.2583	0.2402		0.24	7.5	TM			
43	TM	Cyclohexane	0.0717	0.0813	0.0907	0.0689	0.0678	0.0776	0.0737	0.0776	0.0692		0.08	9.7	TM			
44	TM	1,1-Dichloropropene	0.1217	0.1601	0.1545	0.1357	0.1269	0.1411	0.1410	0.1384	0.1271		0.14	9.2	TM			
45	TM	2,2,4-Trimethylpentane	0.2853	0.2253	0.2789	0.2143	0.1916	0.2184	0.2167	0.2158	0.1977		0.23	14	TM			
46	S	1,2-DCA-D4(S)	0.2396	0.2237	0.1974	0.2014	0.2045	0.2082	0.1965	0.1984	0.1757		0.21	8.8	S			
47	TM	Carbon Tetrachloride	0.2030	0.2299	0.1887	0.2338	0.2092	0.2360	0.2368	0.2354	0.2193		0.22	7.9	TM			
48	TM	Tert Amyl Methyl Ether	0.2266	0.3302	0.3120	0.3257	0.2960	0.3166	0.3138	0.3205	0.2952		0.30	10	TM			
49	TM	1,2-DCA	0.1552	0.2129	0.2452	0.2539	0.2035	0.2168	0.2173	0.2104	0.2006		0.21	13	TM			
50	TM	Benzene	0.4442	0.3799	0.3750	0.3968	0.3617	0.3853	0.3997	0.3894	0.3584		0.39	6.6	TM			
51	TML	TCE	0.1128	0.1719	0.1353	0.1477	0.1074	0.1218	0.1223	0.1253	0.1141		0.13	16	TM	0.999		
52	TM	2-Pentanone	0.0397	0.0549	0.0561	0.0560	0.0564	0.0586	0.0577	0.0585	0.0611		0.06	11	TM			
53	TM*L	1,2-Dichloropropane	0.0614	0.0449	0.0426	0.0435	0.0350	0.0473	0.0439	0.0403	0.0412		0.04	16	TM*	0.999		
54	TM	Bromodichloromethane	0.1704	0.1994	0.2086	0.1780	0.1560	0.1790	0.1861	0.1813	0.1745		0.18	8.5	TM			
55	TML	Methyl Cyclohexane	0.0843	0.2217	0.1759	0.1562	0.1417	0.1566	0.1608	0.1580	0.1417		0.16	23	TM	0.998		
56	TM	Dibromomethane	0.0626	0.0564	0.0839	0.0695	0.0643	0.0704	0.0731	0.0717	0.0683		0.07	11	TM			
57	TM	MIBK (methyl isobutyl ketone)	0.0727	0.0753	0.0731	0.0768	0.0737	0.0776	0.0753	0.0771	0.0779		0.08	2.6	TM			
58	TM	1-Bromo-2-chloroethane			0.0301	0.0248	0.0240	0.0257	0.0263	0.0264	0.0244		0.03	7.8	TM			
59	TM	2-Chloroethyl vinyl ether													TM			
60	TM	Cis-1,3-Dichloropropene	0.1663	0.2215	0.1485	0.1514	0.1594	0.1768	0.1780	0.1749	0.1696		0.17	12	TM			
61	TM*	Toluene	0.5068	0.4868	0.4671	0.5085	0.4484	0.4925	0.4793	0.4744	0.4428		0.48	4.8	TM*			
62	TM	Trans-1,3-Dichloropropene	0.1404	0.1871	0.1725	0.2004	0.1561	0.1754	0.1839	0.1861	0.1818		0.18	10	TM			
63	TM	1,1,2-TCA	0.0938	0.0671	0.0821	0.0858	0.0635	0.0692	0.0705	0.0716	0.0695		0.07	13	TM			
64	TM	2-Hexanone	0.0505	0.0552	0.0530	0.0529	0.0518	0.0541	0.0561	0.0551	0.0556		0.05	3.5	TM			
65	I	Chlorobenzene-D5 (IS)																
66	S	Toluene-D8(S)	1.333	1.341	1.083	1.144	1.117	1.114	1.073	1.041	0.9226		1.1	12	S			
67	TM	1,2-EDB	0.1059	0.1034	0.1166	0.1065	0.0999	0.1154	0.1180	0.1146	0.1127		0.11	5.9	TM			
68	TM	Tetrachloroethene		0.1414	0.1068	0.1109	0.0966	0.1060	0.1084	0.1019	0.0935		0.11	14	TM			
69	TM	1-Chlorohexane	0.1177	0.1087	0.0810	0.1045	0.0915	0.1049	0.1007	0.0995	0.0967		0.10	10	TM			
70	TM	1,1,1,2-Tetrachloroethane	0.1909	0.1907	0.1745	0.1871	0.1737	0.1741	0.1857	0.1793	0.1705		0.18	4.4	TM			

VOLATILE ORGANIC ANALYSIS BY
EPA METHOD 8260B

Form 6
Initial Calibration

Lab Name: APPL, Inc.
Case No: _____
Matrix: Water

SDG No: _____
Initial Cal. Date: 10/8/2021
Instrument: Max

Initials: _____

	Compound	1	2	3	4	5	6	7	8	9		Avg	%RSD	Type	Q	MRF
71	TM m&p-Xylene	0.2795	0.2880	0.2731	0.2769	0.2491	0.2836	0.2770	0.2703	0.2587		0.27	4.5	TM		
72	TM o-Xylene	0.2224	0.2994	0.3036	0.2946	0.2622	0.2836	0.2870	0.2787	0.2602		0.28	9.2	TM		
73	TM Styrene	0.5586	0.3808	0.4756	0.4263	0.4046	0.4569	0.4617	0.4527	0.4477		0.45	11	TM		
74	S 4-Bromofluorobenzene(S)	0.5419	0.5667	0.4432	0.4613	0.4882	0.4880	0.4819	0.4779	0.4602		0.49	8.1	S		
75	TM 1,3-Dichloropropane	0.1784	0.1865	0.1610	0.1914	0.1468	0.1677	0.1684	0.1660	0.1563		0.17	8.4	TM		
76	TM Dibromochloromethane	0.1621	0.1960	0.1637	0.1769	0.1502	0.1770	0.1745	0.1703	0.1687		0.17	7.4	TM		
77	TM** Chlorobenzene	0.5017	0.4340	0.4334	0.4390	0.3643	0.4054	0.4052	0.3880	0.3778		0.42	9.9	TM**		
78	TM* Ethylbenzene	0.6166	0.6470	0.6367	0.6496	0.6023	0.6380	0.6467	0.6355	0.5941		0.63	3.2	TM*		
79	TM** Bromoform	0.1421	0.1321	0.1286	0.1443	0.1261	0.1513	0.1511	0.1540	0.1546		0.14	7.8	TM**		
80	I 1,4-Dichlorobenzene-D (IS)															
81	TM Isopropylbenzene	1.050	1.290	1.205	1.132	0.9877	1.071	1.051	1.026	0.9685		1.1	9.6	TM		
82	TM** 1,1,2,2-Tetrachloroethane	0.2250	0.1556	0.2162	0.1926	0.1636	0.1767	0.1707	0.1641	0.1672		0.18	14	TM**		
83	TML 1,2,3-Trichloropropane	0.0194	0.1182	0.1027	0.0800	0.0800	0.0913	0.0900	0.0881	0.0848		0.08	32	TM	1.000	
84	TML t-1,4-Dichloro-2-Butene	0.0072	0.0827	0.0335	0.0487	0.0478	0.0578	0.0564	0.0578	0.0562		0.05	41	TM	1.000	
85	TM Bromobenzene	0.4421	0.3570	0.4401	0.4296	0.3130	0.3531	0.3497	0.3386	0.3272		0.37	14	TM		
86	TM n-Propylbenzene	1.081	1.171	1.061	1.207	0.9714	1.101	1.105	1.066	1.018		1.1	6.6	TM		
87	TM 4-Ethyltoluene	1.052	1.107	0.9670	1.053	0.9023	1.081	1.036	1.031	0.9752		1.0	6.2	TM		
88	TM 2-Chlorotoluene	0.9708	0.9842	0.9186	0.9169	0.7869	0.8781	0.7125	0.8012	0.6628		0.85	13	TM		
89	TM 1,3,5-Trimethylbenzene	0.9160	0.8604	0.9840	1.049	0.8491	0.9830	0.9326	0.9255	0.8730		0.93	7.1	TM		
90	TM 4-Chlorotoluene	0.8883	0.8711	0.8880	0.9383	0.7730	0.8886	0.8446	0.8253	0.7842		0.86	6.3	TM		
91	TM Tert-Butylbenzene	0.4858	0.5434	0.5331	0.5422	0.4619	0.5439	0.5373	0.5665	0.5332		0.53	6.2	TM		
92	TML 1,2,4-Trimethylbenzene	1.000	0.6105	0.8577	0.8370	0.7607	0.9324	0.9254	0.9431			0.86	15	TM	1.000	
93	TM Sec-Butylbenzene	0.8651	0.9627	0.9289	0.9919	0.8843	1.032	1.063	1.056	1.014		0.98	7.4	TM		
94	TML p-Isopropyltoluene	0.7834	0.6611	0.7721	0.8599	0.8062	0.9938	1.012	1.040			0.87	16	TM	0.999	
95	TM Benzyl Chloride		0.2386	0.2228	0.2471	0.2401	0.2769	0.2799	0.2716	0.2701		0.26	8.3	TM		
96	TM 1,3-DCB	0.6275	0.6457	0.5693	0.6403	0.5438	0.6166	0.6168	0.6126	0.5878		0.61	5.5	TM		
97	TML 1,4-DCB	0.9366	0.6466	0.7286	0.6151	0.5382	0.6435	0.6192	0.6163	0.5800		0.66	18	TM	0.999	
98	TML n-Butylbenzene	0.2509	0.3168	0.4034	0.4075	0.4301	0.5388	0.6302	0.6947	0.6925		0.48	33	TM	0.999	
99	TM 1,2-DCB	0.5804	0.5873	0.6081	0.6405	0.5203	0.6070	0.6247	0.6162	0.5919		0.60	5.8	TM		
100	TML Hexachloroethane	0.2235	0.1862	0.1549	0.1731	0.1555	0.1736	0.1695	0.1635	0.1611		0.17	12	TM	1.000	
101	TML 1,2-Dibromo-3-chloropropane		0.0256	0.0159	0.0457	0.0381	0.0432	0.0461	0.0500	0.0525		0.04	32	TM	0.999	
102	TML 1,2,4-Trichlorobenzene	0.0787	0.1124	0.0812	0.1068	0.1229	0.1688	0.1970	0.2446	0.2772		0.15	47	TM	0.996	
103	TML Hexachlorobutadiene	0.1171	0.1349	0.1482	0.2070	0.1779	0.2324	0.2555	0.2692	0.2749		0.20	30	TM	1.000	
104	TMQ Naphthalene	0.2246	0.1701	0.1880	0.2091	0.2147	0.2720	0.3566	0.4315	0.5844		0.29	47	TM	1.000	
105	TML 1,2,3-Trichlorobenzene		0.0615	0.0805	0.1191	0.1364	0.1910	0.2339	0.2885	0.3539		0.18	56	TM	0.993	

Data File : M:\MAX\DATA\211008\1008M22.D
 Acq On : 8 Oct 21 16:42
 Sample : 0.3ug/L VOC STD 10/8/21
 Misc : IS&S 8/4/21

Vial: 2
 Operator: LP,DG,CH
 Inst : Max
 Multiplr: 1.00

Quant Time: Oct 11 10:18 2021

Quant Results File: M1008W.RES

Quant Method : M:\MAX\DATA\211008\M1008W.M (RTE Integrator)
 Title : METHOD 8260B
 Last Update : Mon Oct 11 11:16:12 2021
 Response via : Initial Calibration
 DataAcq Meth : M8260

Internal Standards	R.T.	QIon	Response	Conc	Units	Dev (Min)
1) Fluorobenzene (IS)	6.28	96	395258	25.00	ppb	0.00
65) Chlorobenzene-D5 (IS)	9.45	117	367600	25.00	ppb	0.00
80) 1,4-Dichlorobenzene-D (IS)	11.78	152	219240	25.00	ppb	0.00
System Monitoring Compounds						
41) Dibromofluoromethane(S)	5.49	111	25814	5.42	ppb	0.00
Spiked Amount						
			Recovery	=		21.688%
46) 1,2-DCA-D4(S)	5.89	65	18944	5.84	ppb	0.00
Spiked Amount						
			Recovery	=		23.372%
66) Toluene-D8(S)	8.00	98	98013	5.90	ppb	0.00
Spiked Amount						
			Recovery	=		23.600%
74) 4-Bromofluorobenzene(S)	10.63	95	39839	5.53	ppb	0.00
Spiked Amount						
			Recovery	=		22.120%
Target Compounds						
3) Dichlorodifluoromethane	1.17	85	606	0.30	ppb	95
4) Freon 114	1.26	85	340	0.19	ppb #	9
5) Chloromethane	1.31	50	671	0.34	ppb #	41
6) Vinyl chloride	1.39	62	318	0.22	ppb #	42
8) Bromomethane	1.65	94	255	0.10	ppb	81
9) Chloroethane	1.75	64	743	1.06	ppb #	49
10) Dichlorofluoromethane	1.93	67	949	0.29	ppb #	42
11) Trichlorofluoromethane	1.96	101	961	0.26	ppb #	68
13) Acrolein	2.39	56	3439	8.87	ppb #	74
14) Acetone	2.55	43	2171	4.87	ppb	96
15) Freon-113	2.48	151	433	0.25	ppb #	76
16) Acetonitrile	2.87	41	1150	9.12	ppb #	87
18) 1,2-Dichlorotrifluoroethan	1.93	67	949	0.29	ppb	100
19) 1,1-DCE	2.45	61	483	0.21	ppb #	74
20) t-Butanol	3.28	59	1132	1.51	ppb #	63
21) Methyl Acetate	2.95	43	224	0.28	ppb #	46
22) Iodomethane	2.61	142	337	1.77	ppb #	77
23) Acrylonitrile	3.26	53	52	0.38	ppb #	21
25) Methylene chloride	3.01	84	724	0.44	ppb #	75
26) Carbon disulfide	2.66	76	771	0.35	ppb #	73
27) Methyl t-butyl ether (MtBE)	3.40	73	1207	0.23	ppb	94
28) Trans-1,2-DCE	3.37	96	210	-0.47	ppb #	41
29) 3-Methylpentane	3.28	57	122	-0.35	ppb #	8
31) Diisopropyl Ether	4.19	45	1171	0.32	ppb #	37
32) 1,1-DCA	3.99	63	503	0.19	ppb #	38
33) Vinyl Acetate	4.17	43	435	0.33	ppb #	77
34) Ethyl tert Butyl Ether	4.70	59	1064	0.22	ppb	93

(#) = qualifier out of range (m) = manual integration

Data File : M:\MAX\DATA\211008\1008M22.D
 Acq On : 8 Oct 21 16:42
 Sample : 0.3ug/L VOC STD 10/8/21
 Misc : IS&S 8/4/21

Vial: 2
 Operator: LP,DG,CH
 Inst : Max
 Multiplr: 1.00

Quant Time: Oct 11 10:18 2021

Quant Results File: M1008W.RES

Quant Method : M:\MAX\DATA\211008\M1008W.M (RTE Integrator)
 Title : METHOD 8260B
 Last Update : Mon Oct 11 11:16:12 2021
 Response via : Initial Calibration
 DataAcq Meth : M8260

Compound	R.T.	QIon	Response	Conc	Unit	Qvalue
36) MEK (2-Butanone)	4.94	43	2376	4.56	ppb	# 70
37) Cis-1,2-DCE	4.85	96	689	0.36	ppb	# 44
38) 2,2-Dichloropropane	4.82	77	1312	0.38	ppb	# 60
39) Chloroform	5.29	83	1371	0.37	ppb	# 70
40) Bromochloromethane	5.17	130	233	-0.40	ppb	# 42
42) 1,1,1-TCA	5.46	97	1175	0.30	ppb	# 59
43) Cyclohexane	5.52	41	340	0.29	ppb	# 82
44) 1,1-Dichloropropene	5.69	75	577	0.26	ppb	# 79
45) 2,2,4-Trimethylpentane	6.07	57	1353	0.38	ppb	# 80
47) Carbon Tetrachloride	5.67	117	963	0.28	ppb	# 68
48) Tert Amyl Methyl Ether	6.13	73	1075	0.22	ppb	# 85
49) 1,2-DCA	5.98	62	736	0.22	ppb	# 53
50) Benzene	5.94	78	2107	0.34	ppb	# 83
51) TCE	6.69	95	535	-0.32	ppb	# 63
52) 2-Pentanone	6.95	43	6277	7.16	ppb	# 89
53) 1,2-Dichloropropane	6.95	63	291	0.21	ppb	# 78
54) Bromodichloromethane	7.25	83	808	0.28	ppb	# 15
55) Methyl Cyclohexane	6.88	83	400	-0.64	ppb	# 89
56) Dibromomethane	7.07	93	297	0.27	ppb	# 78
57) MIBK (methyl isobutyl ket	7.93	43	5746	4.81	ppb	# 92
58) 1-Bromo-2-chloroethane	7.59	144	49	0.12	ppb	# 1
60) Cis-1,3-Dichloropropene	7.73	75	789	0.29	ppb	# 59
61) Toluene	8.06	91	2404	0.32	ppb	# 93
62) Trans-1,3-Dichloropropene	8.32	75	666	0.24	ppb	# 40
63) 1,1,2-TCA	8.49	83	445	0.38	ppb	# 51
64) 2-Hexanone	8.78	43	3993	4.69	ppb	# 97
67) 1,2-EDB	8.99	107	467	0.29	ppb	# 87
68) Tetrachloroethene	8.62	164	726	0.46	ppb	# 76
69) 1-Chlorohexane	9.49	91	519	0.35	ppb	# 87
70) 1,1,1,2-Tetrachloroethane	9.57	131	842	0.32	ppb	# 93
71) m&p-Xylene	9.73	106	2466	0.61	ppb	# 93
72) o-Xylene	10.11	106	981	0.24	ppb	# 98
73) Styrene	10.13	104	2464	0.37	ppb	# 75
75) 1,3-Dichloropropane	8.66	76	787	0.32	ppb	# 98
76) Dibromochloromethane	8.88	129	715	0.28	ppb	# 83
77) Chlorobenzene	9.48	112	2213	0.36	ppb	# 93
78) Ethylbenzene	9.60	91	2720	0.29	ppb	# 82
79) Bromoform	10.31	173	627	0.30	ppb	# 89
81) Isopropylbenzene	10.49	105	2763	0.29	ppb	# 97
82) 1,1,2,2-Tetrachloroethane	10.80	83	592	0.37	ppb	# 60
83) 1,2,3-Trichloropropane	10.84	110	51	-0.24	ppb	# 1
84) t-1,4-Dichloro-2-Butene	10.79	53	19	0.14	ppb	# 13

(#) = qualifier out of range (m) = manual integration

Data File : M:\MAX\DATA\211008\1008M22.D
 Acq On : 8 Oct 21 16:42
 Sample : 0.3ug/L VOC STD 10/8/21
 Misc : IS&S 8/4/21

Vial: 2
 Operator: LP,DG,CH
 Inst : Max
 Multiplr: 1.00

Quant Time: Oct 11 10:18 2021

Quant Results File: M1008W.RES

Quant Method : M:\MAX\DATA\211008\M1008W.M (RTE Integrator)
 Title : METHOD 8260B
 Last Update : Mon Oct 11 11:16:12 2021
 Response via : Initial Calibration
 DataAcq Meth : M8260

Compound	R.T.	QIon	Response	Conc	Unit	Qvalue
85) Bromobenzene	10.77	156	1163	0.36	ppb	# 63
86) n-Propylbenzene	10.89	91	2843	0.30	ppb	96
87) 4-Ethyltoluene	11.01	105	2767	0.31	ppb	89
88) 2-Chlorotoluene	10.97	91	2554	0.34	ppb	82
89) 1,3,5-Trimethylbenzene	11.08	105	2410	0.30	ppb	96
90) 4-Chlorotoluene	11.08	91	2337	0.31	ppb	92
91) Tert-Butylbenzene	11.40	119	1278	0.28	ppb	# 82
92) 1,2,4-Trimethylbenzene	11.45	105	2631	0.59	ppb	87
93) Sec-Butylbenzene	11.62	105	2276	0.27	ppb	98
94) p-Isopropyltoluene	11.77	119	2061	0.65	ppb	# 56
95) Benzyl Chloride	11.94	91	1122	0.50	ppb	# 55
96) 1,3-DCB	11.71	146	1651	0.31	ppb	86
98) n-Butylbenzene	12.18	91	660	1.12	ppb	90
99) 1,2-DCB	12.17	146	1527	0.29	ppb	# 92
100) Hexachloroethane	12.41	117	588	0.14	ppb	# 71
102) 1,2,4-Trichlorobenzene	13.77	180	207	2.33	ppb	# 81
103) Hexachlorobutadiene	13.95	225	308	1.01	ppb	# 72
104) Naphthalene	14.01	128	591	1.10	ppb	# 88
105) 1,2,3-Trichlorobenzene	14.25	180	433	3.30	ppb	# 57

(#) = qualifier out of range (m) = manual integration

Quantitation Report

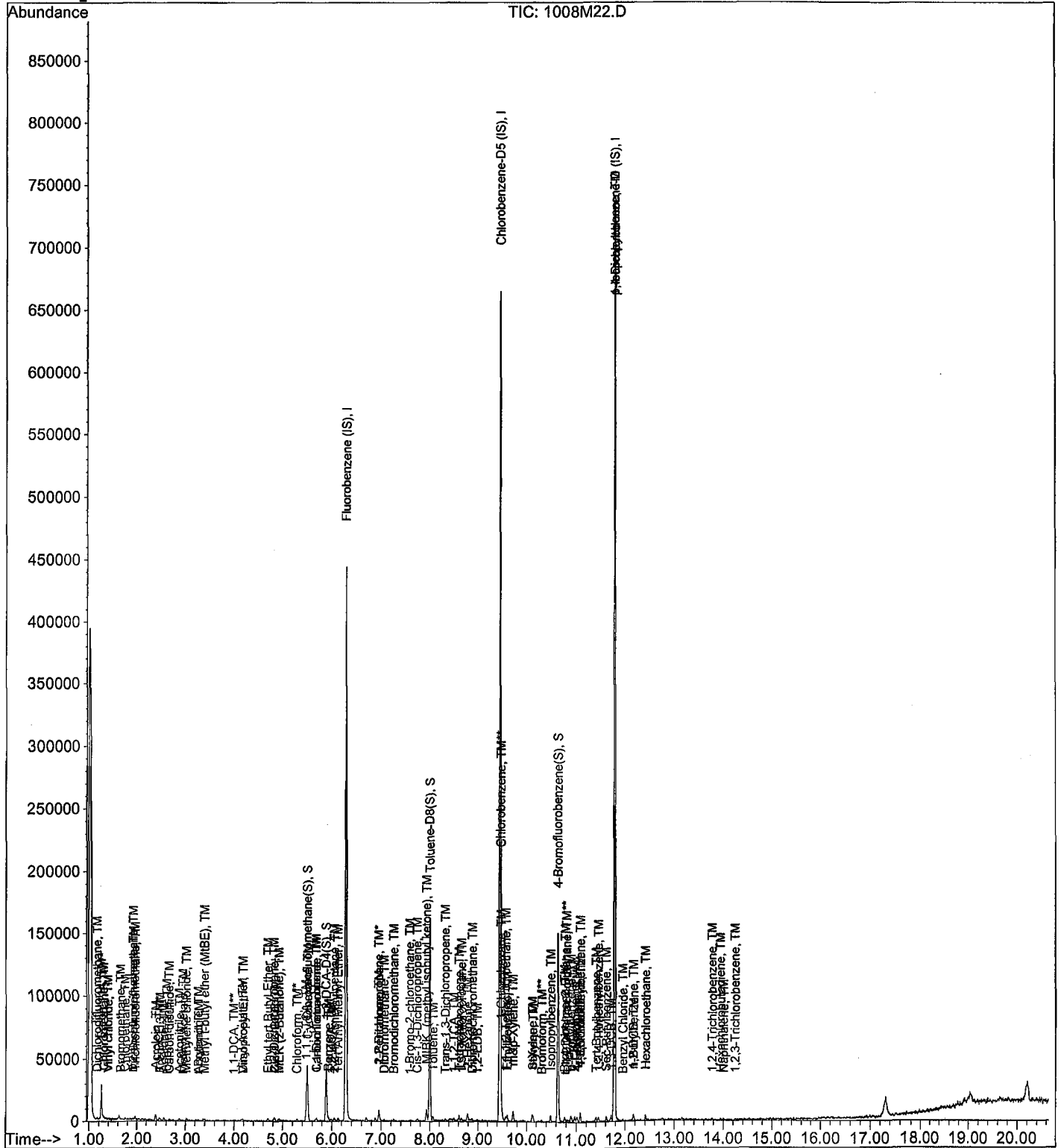
Data File : M:\MAX\DATA\211008\1008M22.D
Acq On : 8 Oct 21 16:42
Sample : 0.3ug/L VOC STD 10/8/21
Misc : IS&S 8/4/21

Vial: 2
Operator: LP,DG,CH
Inst : Max
Multiplr: 1.00

Quant Time: Oct 11 10:18 2021

Quant Results File: M1008W.RES

Method : M:\MAX\DATA\211008\M1008W.M (RTE Integrator)
Title : METHOD 8260B
Last Update : Mon Oct 11 11:16:12 2021
Response via : Initial Calibration



Data File : M:\MAX\DATA\211008\1008M23.D
 Acq On : 8 Oct 21 17:11
 Sample : 0.5ug/L VOC STD 10/8/21
 Misc : IS&S 8/4/21

Vial: 3
 Operator: LP,DG,CH
 Inst : Max
 Multiplr: 1.00

Quant Time: Oct 11 10:18 2021

Quant Results File: M1008W.RES

Quant Method : M:\MAX\DATA\211008\M1008W.M (RTE Integrator)
 Title : METHOD 8260B
 Last Update : Mon Oct 11 11:16:12 2021
 Response via : Initial Calibration
 DataAcq Meth : M8260

Internal Standards	R.T.	QIon	Response	Conc	Units	Dev (Min)
1) Fluorobenzene (IS)	6.28	96	388896	25.00	ppb	0.00
65) Chlorobenzene-D5 (IS)	9.45	117	368558	25.00	ppb	0.00
80) 1,4-Dichlorobenzene-D (IS)	11.78	152	224254	25.00	ppb	0.00
System Monitoring Compounds						
41) Dibromofluoromethane(S)	5.50	111	27508	5.87	ppb	0.00
Spiked Amount	25.000		Recovery	=	23.488%	
46) 1,2-DCA-D4(S)	5.89	65	17400	5.45	ppb	0.00
Spiked Amount	25.000		Recovery	=	21.820%	
66) Toluene-D8(S)	8.00	98	98835	5.93	ppb	0.00
Spiked Amount	25.000		Recovery	=	23.736%	
74) 4-Bromofluorobenzene(S)	10.63	95	41772	5.78	ppb	0.00
Spiked Amount	25.000		Recovery	=	23.136%	
Target Compounds						
3) Dichlorodifluoromethane	1.17	85	848	0.43	ppb #	88
4) Freon 114	1.26	85	971	0.56	ppb #	65
5) Chloromethane	1.25	50	846	0.49	ppb #	41
6) Vinyl chloride	1.39	62	892	0.62	ppb	84
8) Bromomethane	1.66	94	723	0.59	ppb #	72
9) Chloroethane	1.68	64	983	1.32	ppb #	49
10) Dichlorofluoromethane	1.94	67	1845	0.57	ppb #	71
11) Trichlorofluoromethane	1.97	101	1750	0.48	ppb	81
13) Acrolein	2.38	56	10261	26.90	ppb	96
14) Acetone	2.55	43	4685	10.69	ppb	94
15) Freon-113	2.47	151	1150	0.67	ppb #	69
16) Acetonitrile	2.87	41	3366	27.13	ppb #	88
18) 1,2-Dichlorotrifluoroethan	1.94	67	1845	0.57	ppb	100
19) 1,1-DCE	2.46	61	1291	0.58	ppb	90
20) t-Butanol	3.26	59	3809	28.83	ppb	97
21) Methyl Acetate	2.92	43	489	0.62	ppb #	46
22) Iodomethane	2.60	142	609	1.93	ppb #	78
23) Acrylonitrile	3.34	53	42	0.36	ppb #	21
25) Methylene chloride	3.02	84	694	0.43	ppb #	76
26) Carbon disulfide	2.66	76	1258	0.58	ppb	99
27) Methyl t-butyl ether (MtBE)	3.41	73	3003	0.58	ppb #	87
28) Trans-1,2-DCE	3.36	96	348	-0.38	ppb #	13
31) Diisopropyl Ether	4.16	45	1735	0.48	ppb #	76
32) 1,1-DCA	3.99	63	1531	0.57	ppb #	77
33) Vinyl Acetate	4.16	43	764	0.59	ppb #	77
34) Ethyl tert Butyl Ether	4.70	59	2756	0.58	ppb #	52
36) MEK (2-Butanone)	4.92	43	4870	9.50	ppb #	81

(#) = qualifier out of range (m) = manual integration

Data File : M:\MAX\DATA\211008\1008M23.D
 Acq On : 8 Oct 21 17:11
 Sample : 0.5ug/L VOC STD 10/8/21
 Misc : IS&S 8/4/21

Vial: 3
 Operator: LP,DG,CH
 Inst : Max
 Multiplr: 1.00

Quant Time: Oct 11 10:18 2021

Quant Results File: M1008W.RES

Quant Method : M:\MAX\DATA\211008\M1008W.M (RTE Integrator)
 Title : METHOD 8260B
 Last Update : Mon Oct 11 11:16:12 2021
 Response via : Initial Calibration
 DataAcq Meth : M8260

Compound	R.T.	QIon	Response	Conc	Unit	Qvalue
37) Cis-1,2-DCE	4.83	96	808	0.43	ppb	# 58
38) 2,2-Dichloropropane	4.82	77	1878	0.55	ppb	99
39) Chloroform	5.30	83	1819	0.50	ppb	# 52
40) Bromochloromethane	5.16	130	468	-0.22	ppb	# 27
42) 1,1,1-TCA	5.48	97	1575	0.41	ppb	# 84
43) Cyclohexane	5.52	41	632	0.54	ppb	# 68
44) 1,1-Dichloropropene	5.70	75	1245	0.58	ppb	# 73
45) 2,2,4-Trimethylpentane	6.07	57	1752	0.50	ppb	# 80
47) Carbon Tetrachloride	5.69	117	1788	0.52	ppb	# 75
48) Tert Amyl Methyl Ether	6.13	73	2568	0.54	ppb	# 88
49) 1,2-DCA	5.98	62	1656	0.50	ppb	# 78
50) Benzene	5.94	78	2955	0.49	ppb	94
51) TCE	6.69	95	1337	0.13	ppb	# 80
52) 2-Pentanone	6.96	43	21350	24.75	ppb	92
53) 1,2-Dichloropropane	6.95	63	349	0.31	ppb	# 37
54) Bromodichloromethane	7.26	83	1551	0.55	ppb	# 60
56) Dibromomethane	7.07	93	439	0.41	ppb	# 63
57) MIBK (methyl isobutyl ket	7.93	43	11706	9.97	ppb	# 88
60) Cis-1,3-Dichloropropene	7.74	75	1723	0.64	ppb	# 86
61) Toluene	8.07	91	3786	0.51	ppb	93
62) Trans-1,3-Dichloropropene	8.32	75	1455	0.53	ppb	97
63) 1,1,2-TCA	8.50	83	522	0.45	ppb	# 87
64) 2-Hexanone	8.79	43	8581	10.25	ppb	98
67) 1,2-EDB	8.99	107	762	0.47	ppb	# 72
68) Tetrachloroethene	8.62	164	1042	0.65	ppb	# 67
69) 1-Chlorohexane	9.49	91	801	0.54	ppb	# 77
70) 1,1,1,2-Tetrachloroethane	9.58	131	1406	0.53	ppb	79
71) m&p-Xylene	9.73	106	4246	1.06	ppb	80
72) o-Xylene	10.11	106	2207	0.54	ppb	78
73) Styrene	10.14	104	2807	0.42	ppb	# 79
75) 1,3-Dichloropropane	8.67	76	1375	0.55	ppb	90
76) Dibromochloromethane	8.89	129	1445	0.57	ppb	89
77) Chlorobenzene	9.48	112	3199	0.52	ppb	# 79
78) Ethylbenzene	9.61	91	4769	0.51	ppb	87
79) Bromoform	10.31	173	974	0.46	ppb	95
81) Isopropylbenzene	10.49	105	5784	0.59	ppb	97
82) 1,1,2,2-Tetrachloroethane	10.80	83	698	0.43	ppb	# 76
83) 1,2,3-Trichloropropane	10.84	110	530	0.38	ppb	# 59
84) t-1,4-Dichloro-2-Butene	10.87	53	371	0.83	ppb	94
85) Bromobenzene	10.77	156	1601	0.48	ppb	83
86) n-Propylbenzene	10.90	91	5253	0.54	ppb	87
87) 4-Ethyltoluene	11.01	105	4967	0.54	ppb	# 80

(#) = qualifier out of range (m) = manual integration

Data File : M:\MAX\DATA\211008\1008M23.D
 Acq On : 8 Oct 21 17:11
 Sample : 0.5ug/L VOC STD 10/8/21
 Misc : IS&S 8/4/21

Vial: 3
 Operator: LP, DG, CH
 Inst : Max
 Multiplr: 1.00

Quant Time: Oct 11 10:18 2021

Quant Results File: M1008W.RES

Quant Method : M:\MAX\DATA\211008\M1008W.M (RTE Integrator)
 Title : METHOD 8260B
 Last Update : Mon Oct 11 11:16:12 2021
 Response via : Initial Calibration
 DataAcq Meth : M8260

Compound	R.T.	QIon	Response	Conc	Unit	Qvalue
88) 2-Chlorotoluene	10.97	91	4414	0.58	ppb	97
89) 1,3,5-Trimethylbenzene	11.08	105	3859	0.46	ppb	99
90) 4-Chlorotoluene	11.08	91	3907	0.51	ppb	89
91) Tert-Butylbenzene	11.40	119	2437	0.52	ppb #	82
92) 1,2,4-Trimethylbenzene	11.45	105	2738	0.60	ppb #	67
93) Sec-Butylbenzene	11.62	105	4318	0.49	ppb	87
94) p-Isopropyltoluene	11.77	119	2965	0.74	ppb #	71
95) Benzyl Chloride	11.95	91	1070	0.47	ppb #	85
96) 1,3-DCB	11.71	146	2896	0.53	ppb	92
98) n-Butylbenzene	12.17	91	1421	1.24	ppb #	64
99) 1,2-DCB	12.17	146	2634	0.49	ppb #	87
100) Hexachloroethane	12.42	117	835	0.30	ppb	89
101) 1,2-Dibromo-3-chloropropan	12.95	75	115	1.44	ppb #	28
102) 1,2,4-Trichlorobenzene	13.77	180	504	2.45	ppb #	80
103) Hexachlorobutadiene	13.95	225	605	1.13	ppb	95
104) Naphthalene	14.01	128	763	1.15	ppb	95
105) 1,2,3-Trichlorobenzene	14.25	180	276	3.24	ppb #	69

Data File : M:\MAX\DATA\211008\1008M24.D
 Acq On : 8 Oct 21 17:39
 Sample : 1ug/L VOC STD 10/8/21
 Misc : IS&S 8/4/21

Vial: 4
 Operator: LP,DG,CH
 Inst : Max
 Multiplr: 1.00

Quant Time: Oct 11 10:18 2021

Quant Results File: M1008W.RES

Quant Method : M:\MAX\DATA\211008\M1008W.M (RTE Integrator)
 Title : METHOD 8260B
 Last Update : Mon Oct 11 11:16:12 2021
 Response via : Initial Calibration
 DataAcq Meth : M8260

Internal Standards	R.T.	QIon	Response	Conc	Units	Dev(Min)
1) Fluorobenzene (IS)	6.29	96	398213	25.00	ppb	0.00
65) Chlorobenzene-D5 (IS)	9.45	117	368705	25.00	ppb	0.00
80) 1,4-Dichlorobenzene-D (IS)	11.78	152	231241	25.00	ppb	0.00

System Monitoring Compounds

41) Dibromofluoromethane(S)	5.50	111	45290	9.44	ppb	0.00
Spiked Amount	25.000		Recovery	=	37.768%	
46) 1,2-DCA-D4(S)	5.89	65	31440	9.63	ppb	0.00
Spiked Amount	25.000		Recovery	=	38.504%	
66) Toluene-D8(S)	8.00	98	159682	9.58	ppb	0.00
Spiked Amount	25.000		Recovery	=	38.336%	
74) 4-Bromofluorobenzene(S)	10.63	95	65357	9.05	ppb	0.00
Spiked Amount	25.000		Recovery	=	36.184%	

Target Compounds

	R.T.	QIon	Response	Conc	Units	Qvalue
3) Dichlorodifluoromethane	1.16	85	2322	1.16	ppb #	83
4) Freon 114	1.27	85	2092	1.18	ppb #	46
5) Chloromethane	1.30	50	1464	0.99	ppb	97
6) Vinyl chloride	1.40	62	1543	1.05	ppb	99
8) Bromomethane	1.65	94	906	0.76	ppb	91
9) Chloroethane	1.75	64	1649	1.96	ppb #	87
10) Dichlorofluoromethane	1.94	67	2961	0.89	ppb	88
11) Trichlorofluoromethane	1.97	101	3895	1.03	ppb	99
13) Acrolein	2.38	56	20845	53.38	ppb	89
14) Acetone	2.56	43	8549	19.05	ppb	98
15) Freon-113	2.48	151	1747	0.99	ppb #	91
16) Acetonitrile	2.87	41	5696	44.84	ppb	94
18) 1,2-Dichlorotrifluoroethan	1.94	67	2961	0.89	ppb	100
19) 1,1-DCE	2.46	61	2467	1.08	ppb	96
20) t-Butanol	3.27	59	6929	50.80	ppb #	82
21) Methyl Acetate	2.93	43	905	1.12	ppb	99
22) Iodomethane	2.61	142	1265	2.27	ppb #	71
23) Acrylonitrile	3.37	53	302	0.93	ppb #	52
25) Methylene chloride	3.03	84	1959	1.19	ppb	90
26) Carbon disulfide	2.66	76	2496	1.12	ppb	95
27) Methyl t-butyl ether (MtBE)	3.40	73	5437	1.02	ppb #	91
28) Trans-1,2-DCE	3.37	96	1480	0.35	ppb #	69
29) 3-Methylpentane	3.40	57	1091	0.78	ppb #	93
31) Diisopropyl Ether	4.17	45	3873	1.04	ppb #	79
32) 1,1-DCA	3.97	63	3089	1.13	ppb #	86
33) Vinyl Acetate	4.16	43	1589	1.21	ppb #	79
34) Ethyl tert Butyl Ether	4.71	59	5128	1.05	ppb #	87

Data File : M:\MAX\DATA\211008\1008M24.D
 Acq On : 8 Oct 21 17:39
 Sample : 1ug/L VOC STD 10/8/21
 Misc : IS&S 8/4/21

Vial: 4
 Operator: LP,DG,CH
 Inst : Max
 Multiplr: 1.00

Quant Time: Oct 11 10:18 2021

Quant Results File: M1008W.RES

Quant Method : M:\MAX\DATA\211008\M1008W.M (RTE Integrator)
 Title : METHOD 8260B
 Last Update : Mon Oct 11 11:16:12 2021
 Response via : Initial Calibration
 DataAcq Meth : M8260

Compound	R.T.	QIon	Response	Conc	Unit	Qvalue
36) MEK (2-Butanone)	4.92	43	11167	21.27	ppb	96
37) Cis-1,2-DCE	4.85	96	2111	1.11	ppb	77
38) 2,2-Dichloropropane	4.82	77	3455	0.98	ppb #	87
39) Chloroform	5.30	83	3639	0.98	ppb	94
40) Bromochloromethane	5.15	130	1578	0.57	ppb #	85
42) 1,1,1-TCA	5.47	97	4025	1.03	ppb #	70
43) Cyclohexane	5.53	41	1444	1.20	ppb	78
44) 1,1-Dichloropropene	5.69	75	2461	1.12	ppb #	73
45) 2,2,4-Trimethylpentane	6.06	57	4442	1.23	ppb #	82
47) Carbon Tetrachloride	5.68	117	3005	0.85	ppb #	67
48) Tert Amyl Methyl Ether	6.13	73	4970	1.03	ppb #	94
49) 1,2-DCA	5.98	62	3905	1.15	ppb #	61
50) Benzene	5.93	78	5973	0.97	ppb #	86
51) TCE	6.70	95	2155	0.56	ppb #	83
52) 2-Pentanone	6.96	43	44697	50.61	ppb	97
53) 1,2-Dichloropropane	6.94	63	678	0.80	ppb #	70
54) Bromodichloromethane	7.26	83	3323	1.15	ppb	91
55) Methyl Cyclohexane	6.89	83	2802	0.41	ppb	81
56) Dibromomethane	7.07	93	1336	1.22	ppb	87
57) MIBK (methyl isobutyl ket	7.93	43	23293	19.37	ppb	94
58) 1-Bromo-2-chloroethane	7.57	144	479	1.16	ppb	88
60) Cis-1,3-Dichloropropene	7.74	75	2366	0.86	ppb #	69
61) Toluene	8.07	91	7441	0.98	ppb	90
62) Trans-1,3-Dichloropropene	8.32	75	2747	0.98	ppb	94
63) 1,1,2-TCA	8.51	83	1308	1.10	ppb #	62
64) 2-Hexanone	8.78	43	16894	19.71	ppb #	94
67) 1,2-EDB	8.99	107	1720	1.06	ppb #	76
68) Tetrachloroethene	8.62	164	1575	0.99	ppb #	84
69) 1-Chlorohexane	9.49	91	1195	0.81	ppb	88
70) 1,1,1,2-Tetrachloroethane	9.57	131	2573	0.97	ppb	97
71) m&p-Xylene	9.72	106	8054	2.00	ppb	99
72) o-Xylene	10.11	106	4478	1.10	ppb	94
73) Styrene	10.13	104	7014	1.05	ppb	96
75) 1,3-Dichloropropane	8.67	76	2374	0.95	ppb	98
76) Dibromochloromethane	8.89	129	2415	0.96	ppb	78
77) Chlorobenzene	9.48	112	6392	1.04	ppb	94
78) Ethylbenzene	9.60	91	9390	1.01	ppb	99
79) Bromoform	10.31	173	1897	0.90	ppb	93
81) Isopropylbenzene	10.49	105	11150	1.11	ppb	96
82) 1,1,2,2-Tetrachloroethane	10.80	83	2000	1.19	ppb	96
83) 1,2,3-Trichloropropane	10.84	110	950	0.90	ppb	97
84) t-1,4-Dichloro-2-Butene	10.86	53	310	0.69	ppb #	64

(#) = qualifier out of range (m) = manual integration

Data File : M:\MAX\DATA\211008\1008M24.D
 Acq On : 8 Oct 21 17:39
 Sample : 1ug/L VOC STD 10/8/21
 Misc : IS&S 8/4/21

Vial: 4
 Operator: LP,DG,CH
 Inst : Max
 Multiplr: 1.00

Quant Time: Oct 11 10:18 2021

Quant Results File: M1008W.RES

Quant Method : M:\MAX\DATA\211008\M1008W.M (RTE Integrator)
 Title : METHOD 8260B
 Last Update : Mon Oct 11 11:16:12 2021
 Response via : Initial Calibration
 DataAcq Meth : M8260

Compound	R.T.	QIon	Response	Conc	Unit	Qvalue
85) Bromobenzene	10.77	156	4071	1.18	ppb	80
86) n-Propylbenzene	10.90	91	9816	0.98	ppb	91
87) 4-Ethyltoluene	11.02	105	8944	0.95	ppb	84
88) 2-Chlorotoluene	10.97	91	8497	1.08	ppb	97
89) 1,3,5-Trimethylbenzene	11.08	105	9102	1.06	ppb	98
90) 4-Chlorotoluene	11.08	91	8214	1.04	ppb	99
91) Tert-Butylbenzene	11.40	119	4931	1.01	ppb	87
92) 1,2,4-Trimethylbenzene	11.45	105	7933	1.18	ppb	96
93) Sec-Butylbenzene	11.62	105	8592	0.95	ppb	96
94) p-Isopropyltoluene	11.77	119	7142	1.16	ppb #	70
95) Benzyl Chloride	11.95	91	2061	0.87	ppb #	90
96) 1,3-DCB	11.71	146	5266	0.94	ppb	87
97) 1,4-DCB	11.81	146	6739	0.75	ppb	91
98) n-Butylbenzene	12.17	91	3731	1.59	ppb	87
99) 1,2-DCB	12.17	146	5625	1.02	ppb	90
100) Hexachloroethane	12.41	117	1433	0.68	ppb	87
101) 1,2-Dibromo-3-chloropropan	12.95	75	147	1.50	ppb #	23
102) 1,2,4-Trichlorobenzene	13.77	180	751	2.54	ppb #	76
103) Hexachlorobutadiene	13.95	225	1371	1.42	ppb	90
104) Naphthalene	14.01	128	1739	1.46	ppb #	90
105) 1,2,3-Trichlorobenzene	14.25	180	745	3.38	ppb #	20

Quantitation Report


Data File : M:\MAX\DATA\211008\1008M24.D
Acq On : 8 Oct 21 17:39
Sample : 1ug/L VOC STD 10/8/21
Misc : IS&S 8/4/21

Vial: 4
Operator: LP,DG,CH
Inst : Max
Multiplr: 1.00

Quant Time: Oct 11 10:18 2021

Quant Results File: M1008W.RES

Method : M:\MAX\DATA\211008\M1008W.M (RTE Integrator)
Title : METHOD 8260B
Last Update : Mon Oct 11 11:16:12 2021
Response via : Initial Calibration



Data File : M:\MAX\DATA\211008\1008M25.D
 Acq On : 8 Oct 21 18:07
 Sample : 2ug/L VOC STD 10/8/21
 Misc : IS&S 8/4/21

Vial: 5
 Operator: LP,DG,CH
 Inst : Max
 Multiplr: 1.00

Quant Time: Oct 11 10:18 2021

Quant Results File: M1008W.RES

Quant Method : M:\MAX\DATA\211008\M1008W.M (RTE Integrator)
 Title : METHOD 8260B
 Last Update : Mon Oct 11 11:16:12 2021
 Response via : Initial Calibration
 DataAcq Meth : M8260

Internal Standards	R.T.	QI on	Response	Conc	Units	Dev (Min)
1) Fluorobenzene (IS)	6.28	96	386107	25.00	ppb	0.00
65) Chlorobenzene-D5 (IS)	9.45	117	354778	25.00	ppb	0.00
80) 1,4-Dichlorobenzene-D (IS)	11.78	152	228518	25.00	ppb	0.00
System Monitoring Compounds						
41) Dibromofluoromethane (S)	5.50	111	46044	9.90	ppb	0.00
Spiked Amount	25.000		Recovery	=	39.604%	
46) 1,2-DCA-D4 (S)	5.89	65	31112	9.82	ppb	0.00
Spiked Amount	25.000		Recovery	=	39.296%	
66) Toluene-D8 (S)	8.00	98	162284	10.12	ppb	0.00
Spiked Amount	25.000		Recovery	=	40.488%	
74) 4-Bromofluorobenzene (S)	10.63	95	65467	9.42	ppb	0.00
Spiked Amount	25.000		Recovery	=	37.664%	
Target Compounds						Qvalue
3) Dichlorodifluoromethane	1.17	85	5039	2.59	ppb	94
4) Freon 114	1.26	85	3535	2.06	ppb	88
5) Chloromethane	1.31	50	2390	1.81	ppb	92
6) Vinyl chloride	1.40	62	3025	2.12	ppb	90
8) Bromomethane	1.65	94	1550	1.47	ppb	# 78
9) Chloroethane	1.75	64	3229	3.63	ppb	99
10) Dichlorofluoromethane	1.94	67	7104	2.21	ppb	91
11) Trichlorofluoromethane	1.97	101	7586	2.08	ppb	89
13) Acrolein	2.38	56	29233	77.20	ppb	98
14) Acetone	2.56	43	13131	30.17	ppb	97
15) Freon-113	2.49	151	3801	2.22	ppb	96
16) Acetonitrile	2.87	41	9087	73.78	ppb	# 84
18) 1,2-Dichlorotrifluoroethan	1.94	67	7104	2.21	ppb	100
19) 1,1-DCE	2.46	61	4851	2.18	ppb	93
20) t-Butanol	3.27	59	11258	77.64	ppb	# 87
21) Methyl Acetate	2.93	43	1579	2.02	ppb	95
22) Iodomethane	2.61	142	2222	2.82	ppb	# 61
23) Acrylonitrile	3.37	53	982	2.47	ppb	# 62
25) Methylene chloride	3.02	84	3721	2.32	ppb	89
26) Carbon disulfide	2.66	76	4674	2.16	ppb	98
27) Methyl t-butyl ether (MtBE)	3.40	73	11466	2.22	ppb	98
28) Trans-1,2-DCE	3.37	96	3434	1.70	ppb	# 56
29) 3-Methylpentane	3.40	57	2075	2.00	ppb	92
31) Diisopropyl Ether	4.17	45	7446	2.06	ppb	96
32) 1,1-DCA	3.99	63	5138	1.94	ppb	# 84
33) Vinyl Acetate	4.15	43	2534	1.99	ppb	# 70
34) Ethyl tert Butyl Ether	4.70	59	10327	2.17	ppb	98

(#) = qualifier out of range (m) = manual integration

Data File : M:\MAX\DATA\211008\1008M25.D
 Acq On : 8 Oct 21 18:07
 Sample : 2ug/L VOC STD 10/8/21
 Misc : IS&S 8/4/21

Vial: 5
 Operator: LP,DG,CH
 Inst : Max
 Multiplr: 1.00

Quant Time: Oct 11 10:18 2021

Quant Results File: M1008W.RES

Quant Method : M:\MAX\DATA\211008\M1008W.M (RTE Integrator)
 Title : METHOD 8260B
 Last Update : Mon Oct 11 11:16:12 2021
 Response via : Initial Calibration
 DataAcq Meth : M8260

Compound	R.T.	QIon	Response	Conc	Unit	Qvalue
36) MEK (2-Butanone)	4.92	43	15603	30.65	ppb	94
37) Cis-1,2-DCE	4.85	96	3848	2.08	ppb	91
38) 2,2-Dichloropropane	4.82	77	6961	2.04	ppb	93
39) Chloroform	5.30	83	7352	2.05	ppb	100
40) Bromochloromethane	5.15	130	2921	1.61	ppb	89
42) 1,1,1-TCA	5.48	97	7613	2.01	ppb	95
43) Cyclohexane	5.53	41	2128	1.83	ppb	96
44) 1,1-Dichloropropene	5.69	75	4191	1.96	ppb	87
45) 2,2,4-Trimethylpentane	6.06	57	6619	1.89	ppb	# 64
47) Carbon Tetrachloride	5.67	117	7223	2.11	ppb	93
48) Tert Amyl Methyl Ether	6.13	73	10061	2.14	ppb	# 88
49) 1,2-DCA	5.98	62	7842	2.39	ppb	96
50) Benzene	5.93	78	12258	2.05	ppb	93
51) TCE	6.69	95	4562	1.96	ppb	76
52) 2-Pentanone	6.95	43	64861	75.74	ppb	96
53) 1,2-Dichloropropane	6.95	63	1344	1.89	ppb	# 76
54) Bromodichloromethane	7.26	83	5499	1.96	ppb	93
55) Methyl Cyclohexane	6.88	83	4825	1.37	ppb	93
56) Dibromomethane	7.06	93	2147	2.02	ppb	# 52
57) MIBK (methyl isobutyl ket	7.93	43	35582	30.52	ppb	92
58) 1-Bromo-2-chloroethane	7.58	144	767	1.91	ppb	# 38
60) Cis-1,3-Dichloropropene	7.74	75	4678	1.76	ppb	# 83
61) Toluene	8.07	91	15706	2.13	ppb	80
62) Trans-1,3-Dichloropropene	8.33	75	6190	2.28	ppb	96
63) 1,1,2-TCA	8.50	83	2650	2.29	ppb	82
64) 2-Hexanone	8.78	43	24507	29.49	ppb	96
67) 1,2-EDB	8.98	107	3023	1.93	ppb	# 71
68) Tetrachloroethene	8.62	164	3147	2.05	ppb	92
69) 1-Chlorohexane	9.48	91	2966	2.08	ppb	97
70) 1,1,1,2-Tetrachloroethane	9.57	131	5311	2.07	ppb	94
71) m&p-Xylene	9.72	106	15716	4.06	ppb	97
72) o-Xylene	10.11	106	8362	2.13	ppb	99
73) Styrene	10.14	104	12098	1.89	ppb	99
75) 1,3-Dichloropropane	8.66	76	5433	2.26	ppb	90
76) Dibromochloromethane	8.88	129	5020	2.07	ppb	89
77) Chlorobenzene	9.48	112	12459	2.11	ppb	97
78) Ethylbenzene	9.60	91	18436	2.06	ppb	97
79) Bromoform	10.31	173	4095	2.02	ppb	96
81) Isopropylbenzene	10.49	105	20690	2.08	ppb	95
82) 1,1,2,2-Tetrachloroethane	10.80	83	3521	2.12	ppb	# 91
83) 1,2,3-Trichloropropane	10.83	110	1462	1.57	ppb	93
84) t-1,4-Dichloro-2-Butene	10.86	53	890	1.82	ppb	# 58

(#) = qualifier out of range (m) = manual integration

Data File : M:\MAX\DATA\211008\1008M25.D
 Acq On : 8 Oct 21 18:07
 Sample : 2ug/L VOC STD 10/8/21
 Misc : IS&S 8/4/21

Vial: 5
 Operator: LP,DG,CH
 Inst : Max
 Multiplr: 1.00

Quant Time: Oct 11 10:18 2021

Quant Results File: M1008W.RES

Quant Method : M:\MAX\DATA\211008\M1008W.M (RTE Integrator)
 Title : METHOD 8260B
 Last Update : Mon Oct 11 11:16:12 2021
 Response via : Initial Calibration
 DataAcq Meth : M8260

Compound	R.T.	QIon	Response	Conc	Unit	Qvalue
85) Bromobenzene	10.77	156	7854	2.31	ppb	97
86) n-Propylbenzene	10.90	91	22066	2.22	ppb	99
87) 4-Ethyltoluene	11.02	105	19243	2.06	ppb	95
88) 2-Chlorotoluene	10.97	91	16763	2.16	ppb	100
89) 1,3,5-Trimethylbenzene	11.08	105	19171	2.25	ppb	96
90) 4-Chlorotoluene	11.08	91	17153	2.19	ppb	97
91) Tert-Butylbenzene	11.40	119	9913	2.06	ppb	94
92) 1,2,4-Trimethylbenzene	11.45	105	15301	2.04	ppb	98
93) Sec-Butylbenzene	11.62	105	18134	2.03	ppb	91
94) p-Isopropyltoluene	11.77	119	15721	2.07	ppb	88
95) Benzyl Chloride	11.95	91	4517	1.93	ppb	96
96) 1,3-DCB	11.71	146	11705	2.11	ppb	98
97) 1,4-DCB	11.80	146	11245	1.61	ppb #	74
98) n-Butylbenzene	12.17	91	7449	2.18	ppb	97
99) 1,2-DCB	12.17	146	11709	2.14	ppb #	88
100) Hexachloroethane	12.42	117	3165	1.87	ppb	94
101) 1,2-Dibromo-3-chloropropan	12.94	75	835	2.93	ppb #	39
102) 1,2,4-Trichlorobenzene	13.77	180	1952	3.01	ppb	95
103) Hexachlorobutadiene	13.95	225	3784	2.38	ppb #	68
104) Naphthalene	14.01	128	3822	2.15	ppb #	85
105) 1,2,3-Trichlorobenzene	14.25	180	2178	3.83	ppb	90

Quantitation Report


Data File : M:\MAX\DATA\211008\1008M25.D
Acq On : 8 Oct 21 18:07
Sample : 2ug/L VOC STD 10/8/21
Misc : IS&S 8/4/21

Vial: 5
Operator: LP,DG,CH
Inst : Max
Multiplr: 1.00

Quant Time: Oct 11 10:18 2021

Quant Results File: M1008W.RES

Method : M:\MAX\DATA\211008\M1008W.M (RTE Integrator)
Title : METHOD 8260B
Last Update : Mon Oct 11 11:16:12 2021
Response via : Initial Calibration



Data File : M:\MAX\DATA\211008\1008M26.D
 Acq On : 8 Oct 21 18:35
 Sample : 5ug/L VOC STD 10/8/21
 Misc : IS&S 8/4/21

Vial: 6
 Operator: LP,DG,CH
 Inst : Max
 Multiplr: 1.00

Quant Time: Oct 11 10:18 2021

Quant Results File: M1008W.RES

Quant Method : M:\MAX\DATA\211008\M1008W.M (RTE Integrator)
 Title : METHOD 8260B
 Last Update : Mon Oct 11 11:16:12 2021
 Response via : Initial Calibration
 DataAcq Meth : M8260

Internal Standards	R.T.	QIon	Response	Conc	Units	Dev (Min)
1) Fluorobenzene (IS)	6.29	96	383546	25.00	ppb	0.00
65) Chlorobenzene-D5 (IS)	9.45	117	361219	25.00	ppb	0.00
80) 1,4-Dichlorobenzene-D (IS)	11.78	152	244991	25.00	ppb	0.00
System Monitoring Compounds						
41) Dibromofluoromethane(S)	5.50	111	118005	25.54	ppb	0.00
Spiked Amount	25.000		Recovery	=	102.172%	
46) 1,2-DCA-D4(S)	5.89	65	78416	24.93	ppb	0.00
Spiked Amount	25.000		Recovery	=	99.704%	
66) Toluene-D8(S)	8.00	98	403528	24.72	ppb	0.00
Spiked Amount	25.000		Recovery	=	98.884%	
74) 4-Bromofluorobenzene(S)	10.63	95	176333	24.91	ppb	0.00
Spiked Amount	25.000		Recovery	=	99.644%	
Target Compounds						Qvalue
3) Dichlorodifluoromethane	1.17	85	8357	4.32	ppb	94
4) Freon 114	1.26	85	8677	5.09	ppb	79
5) Chloromethane	1.30	50	5610	4.58	ppb	99
6) Vinyl chloride	1.39	62	6108	4.32	ppb	100
8) Bromomethane	1.65	94	4765	4.90	ppb	99
9) Chloroethane	1.74	64	4649	5.12	ppb	# 83
10) Dichlorofluoromethane	1.94	67	15335	4.80	ppb	99
11) Trichlorofluoromethane	1.97	101	16692	4.60	ppb	96
13) Acrolein	2.38	56	41391	110.04	ppb	98
14) Acetone	2.55	43	17198	39.78	ppb	97
15) Freon-113	2.48	151	7218	4.24	ppb	94
16) Acetonitrile	2.87	41	12831	104.87	ppb	94
18) 1,2-Dichlorotrifluoroethan	1.94	67	15335	4.80	ppb	100
19) 1,1-DCE	2.46	61	9757	4.42	ppb	# 88
20) t-Butanol	3.27	59	16283	102.48	ppb	99
21) Methyl Acetate	2.94	43	3451	4.44	ppb	98
22) Iodomethane	2.61	142	4705	4.22	ppb	92
23) Acrylonitrile	3.37	53	1683	4.07	ppb	99
25) Methylene chloride	3.03	84	7235	4.55	ppb	89
26) Carbon disulfide	2.66	76	8580	3.99	ppb	97
27) Methyl t-butyl ether (MtBE)	3.40	73	23291	4.53	ppb	98
28) Trans-1,2-DCE	3.37	96	7372	4.38	ppb	81
29) 3-Methylpentane	3.40	57	3830	4.13	ppb	98
31) Diisopropyl Ether	4.17	45	16292	4.55	ppb	93
32) 1,1-DCA	3.98	63	11697	4.45	ppb	90
33) Vinyl Acetate	4.15	43	6751	5.33	ppb	# 83
34) Ethyl tert Butyl Ether	4.70	59	21565	4.57	ppb	89

(#) = qualifier out of range (m) = manual integration

Data File : M:\MAX\DATA\211008\1008M26.D
 Acq On : 8 Oct 21 18:35
 Sample : 5ug/L VOC STD 10/8/21
 Misc : IS&S 8/4/21

Vial: 6
 Operator: LP,DG,CH
 Inst : Max
 Multiplr: 1.00

Quant Time: Oct 11 10:18 2021

Quant Results File: M1008W.RES

Quant Method : M:\MAX\DATA\211008\M1008W.M (RTE Integrator)
 Title : METHOD 8260B
 Last Update : Mon Oct 11 11:16:12 2021
 Response via : Initial Calibration
 DataAcq Meth : M8260

Compound	R.T.	QIon	Response	Conc	Unit	Qvalue
36) MEK (2-Butanone)	4.92	43	19818	39.19	ppb	100
37) Cis-1,2-DCE	4.85	96	7990	4.36	ppb	88
38) 2,2-Dichloropropane	4.83	77	14573	4.30	ppb	98
39) Chloroform	5.30	83	16173	4.54	ppb	98
40) Bromochloromethane	5.15	130	6276	4.14	ppb	87
42) 1,1,1-TCA	5.48	97	17925	4.78	ppb	90
43) Cyclohexane	5.53	41	5201	4.50	ppb	93
44) 1,1-Dichloropropene	5.70	75	9731	4.58	ppb	96
45) 2,2,4-Trimethylpentane	6.06	57	14694	4.22	ppb	98
47) Carbon Tetrachloride	5.68	117	16049	4.73	ppb	96
48) Tert Amyl Methyl Ether	6.13	73	22704	4.87	ppb	97
49) 1,2-DCA	5.98	62	15613	4.78	ppb	100
50) Benzene	5.93	78	27744	4.66	ppb	96
51) TCE	6.70	95	8241	4.06	ppb	91
52) 2-Pentanone	6.96	43	86544	101.74	ppb	100
53) 1,2-Dichloropropane	6.95	63	2682	4.02	ppb	96
54) Bromodichloromethane	7.27	83	11969	4.30	ppb	90
55) Methyl Cyclohexane	6.88	83	10867	4.14	ppb	92
56) Dibromomethane	7.07	93	4930	4.66	ppb	78
57) MIBK (methyl isobutyl ket	7.93	43	45212	39.04	ppb	93
58) 1-Bromo-2-chloroethane	7.57	144	1840	4.62	ppb	# 66
60) Cis-1,3-Dichloropropene	7.74	75	12226	4.64	ppb	98
61) Toluene	8.07	91	34400	4.69	ppb	95
62) Trans-1,3-Dichloropropene	8.32	75	11978	4.44	ppb	90
63) 1,1,2-TCA	8.50	83	4872	4.25	ppb	83
64) 2-Hexanone	8.78	43	31763	38.48	ppb	98
67) 1,2-EDB	8.99	107	7218	4.53	ppb	92
68) Tetrachloroethene	8.62	164	6982	4.47	ppb	97
69) 1-Chlorohexane	9.49	91	6613	4.55	ppb	94
70) 1,1,1,2-Tetrachloroethane	9.58	131	12548	4.81	ppb	94
71) m&p-Xylene	9.73	106	35986	9.13	ppb	88
72) o-Xylene	10.11	106	18941	4.74	ppb	84
73) Styrene	10.13	104	29229	4.48	ppb	99
75) 1,3-Dichloropropane	8.66	76	10608	4.34	ppb	# 80
76) Dibromochloromethane	8.89	129	10849	4.39	ppb	98
77) Chlorobenzene	9.48	112	26319	4.37	ppb	93
78) Ethylbenzene	9.60	91	43515	4.78	ppb	97
79) Bromoform	10.30	173	9112	4.42	ppb	95
81) Isopropylbenzene	10.49	105	48397	4.54	ppb	98
82) 1,1,2,2-Tetrachloroethane	10.80	83	8014	4.51	ppb	96
83) 1,2,3-Trichloropropane	10.83	110	3921	4.39	ppb	87
84) t-1,4-Dichloro-2-Butene	10.86	53	2340	4.33	ppb	76

(#) = qualifier out of range (m) = manual integration

Data File : M:\MAX\DATA\211008\1008M26.D
 Acq On : 8 Oct 21 18:35
 Sample : 5ug/L VOC STD 10/8/21
 Misc : IS&S 8/4/21

Vial: 6
 Operator: LP,DG,CH
 Inst : Max
 Multiplr: 1.00

Quant Time: Oct 11 10:18 2021

Quant Results File: M1008W.RES

Quant Method : M:\MAX\DATA\211008\M1008W.M (RTE Integrator)
 Title : METHOD 8260B
 Last Update : Mon Oct 11 11:16:12 2021
 Response via : Initial Calibration
 DataAcq Meth : M8260

Compound	R.T.	QIon	Response	Conc	Unit	Qvalue
85) Bromobenzene	10.77	156	15335	4.20	ppb	94
86) n-Propylbenzene	10.90	91	47597	4.47	ppb	97
87) 4-Ethyltoluene	11.01	105	44209	4.41	ppb	97
88) 2-Chlorotoluene	10.97	91	38556	4.64	ppb	98
89) 1,3,5-Trimethylbenzene	11.08	105	41603	4.56	ppb	98
90) 4-Chlorotoluene	11.08	91	37878	4.52	ppb	100
91) Tert-Butylbenzene	11.40	119	22632	4.38	ppb	95
92) 1,2,4-Trimethylbenzene	11.45	105	37273	4.29	ppb	94
93) Sec-Butylbenzene	11.62	105	43331	4.52	ppb	96
94) p-Isopropyltoluene	11.77	119	39503	4.28	ppb #	93
95) Benzyl Chloride	11.95	91	11763	4.69	ppb #	88
96) 1,3-DCB	11.71	146	26646	4.48	ppb	97
97) 1,4-DCB	11.80	146	26373	4.12	ppb	94
98) n-Butylbenzene	12.18	91	21072	4.09	ppb	87
99) 1,2-DCB	12.17	146	25495	4.36	ppb	94
100) Hexachloroethane	12.42	117	7617	4.54	ppb	77
101) 1,2-Dibromo-3-chloropropan	12.95	75	1869	4.81	ppb #	70
102) 1,2,4-Trichlorobenzene	13.77	180	6020	4.45	ppb	97
103) Hexachlorobutadiene	13.95	225	8715	4.10	ppb	96
104) Naphthalene	14.01	128	10521	4.07	ppb #	89
105) 1,2,3-Trichlorobenzene	14.25	180	6683	5.07	ppb #	86

Quantitation Report


Data File : M:\MAX\DATA\211008\1008M26.D
Acq On : 8 Oct 21 18:35
Sample : 5ug/L VOC STD 10/8/21
Misc : IS&S 8/4/21

Vial: 6
Operator: LP,DG,CH
Inst : Max
Multiplr: 1.00

Quant Time: Oct 11 10:18 2021

Quant Results File: M1008W.RES

Method : M:\MAX\DATA\211008\M1008W.M (RTE Integrator)
Title : METHOD 8260B
Last Update : Mon Oct 11 11:16:12 2021
Response via : Initial Calibration



Data File : M:\MAX\DATA\211008\1008M27.D
 Acq On : 8 Oct 21 19:03
 Sample : 10ug/L VOC STD 10/8/21
 Misc : IS&S 8/4/21

Vial: 7
 Operator: LP,DG,CH
 Inst : Max
 Multiplr: 1.00

Quant Time: Oct 11 10:18 2021

Quant Results File: M1008W.RES

Quant Method : M:\MAX\DATA\211008\M1008W.M (RTE Integrator)
 Title : METHOD 8260B
 Last Update : Mon Oct 11 11:16:12 2021
 Response via : Initial Calibration
 DataAcq Meth : M8260

Internal Standards	R.T.	QIon	Response	Conc	Units	Dev (Min)
1) Fluorobenzene (IS)	6.29	96	388138	25.00	ppb	0.00
65) Chlorobenzene-D5 (IS)	9.45	117	360841	25.00	ppb	0.00
80) 1,4-Dichlorobenzene-D (IS)	11.78	152	248637	25.00	ppb	0.00
System Monitoring Compounds						
41) Dibromofluoromethane(S)	5.50	111	118191	25.28	ppb	0.00
Spiked Amount	25.000		Recovery	=	101.124%	
46) 1,2-DCA-D4(S)	5.89	65	80824	25.39	ppb	0.00
Spiked Amount	25.000		Recovery	=	101.552%	
66) Toluene-D8(S)	8.00	98	402054	24.66	ppb	0.00
Spiked Amount	25.000		Recovery	=	98.628%	
74) 4-Bromofluorobenzene(S)	10.63	95	176083	24.90	ppb	0.00
Spiked Amount	25.000		Recovery	=	99.604%	
Target Compounds						Qvalue
3) Dichlorodifluoromethane	1.17	85	19032	9.72	ppb	100
4) Freon 114	1.26	85	16884	9.80	ppb	100
5) Chloromethane	1.30	50	12839	10.64	ppb	100
6) Vinyl chloride	1.39	62	16130	11.26	ppb	100
8) Bromomethane	1.65	94	9913	10.25	ppb	100
9) Chloroethane	1.74	64	8599	9.10	ppb	100
10) Dichlorofluoromethane	1.94	67	32434	10.03	ppb	100
11) Trichlorofluoromethane	1.96	101	41766	11.38	ppb	100
13) Acrolein	2.39	56	49450	129.91	ppb	100
14) Acetone	2.56	43	22429	51.27	ppb	100
15) Freon-113	2.48	151	17196	9.98	ppb	100
16) Acetonitrile	2.87	41	14117	114.01	ppb	100
18) 1,2-Dichlorotrifluoroethan	1.94	67	32434	10.03	ppb	100
19) 1,1-DCE	2.46	61	23937	10.72	ppb	100
20) t-Butanol	3.27	59	21433	123.05	ppb	100
21) Methyl Acetate	2.94	43	7587	9.64	ppb	100
22) Iodomethane	2.61	142	12817	8.66	ppb	100
23) Acrylonitrile	3.37	53	4469	10.25	ppb	100
25) Methylene chloride	3.03	84	15834	9.84	ppb	100
26) Carbon disulfide	2.66	76	20688	9.51	ppb	100
27) Methyl t-butyl ether (MtBE)	3.40	73	54078	10.40	ppb	100
28) Trans-1,2-DCE	3.37	96	15760	9.92	ppb	100
29) 3-Methylpentane	3.40	57	9342	10.65	ppb	100
31) Diisopropyl Ether	4.17	45	36745	10.14	ppb	100
32) 1,1-DCA	3.98	63	25823	9.71	ppb	100
33) Vinyl Acetate	4.15	43	11715	9.13	ppb	98
34) Ethyl tert Butyl Ether	4.70	59	48411	10.14	ppb	100

(#) = qualifier out of range (m) = manual integration

Data File : M:\MAX\DATA\211008\1008M27.D
 Acq On : 8 Oct 21 19:03
 Sample : 10ug/L VOC STD 10/8/21
 Misc : IS&S 8/4/21

Vial: 7
 Operator: LP,DG,CH
 Inst : Max
 Multiplr: 1.00

Quant Time: Oct 11 10:18 2021

Quant Results File: M1008W.RES

Quant Method : M:\MAX\DATA\211008\M1008W.M (RTE Integrator)
 Title : METHOD 8260B
 Last Update : Mon Oct 11 11:16:12 2021
 Response via : Initial Calibration
 DataAcq Meth : M8260

Compound	R.T.	QIon	Response	Conc	Unit	Qvalue
36) MEK (2-Butanone)	4.92	43	25277	49.40	ppb	100
37) Cis-1,2-DCE	4.85	96	19072	10.27	ppb	100
38) 2,2-Dichloropropane	4.82	77	32789	9.55	ppb	100
39) Chloroform	5.30	83	34800	9.65	ppb	100
40) Bromochloromethane	5.16	130	14183	9.95	ppb	100
42) 1,1,1-TCA	5.48	97	39982	10.53	ppb	100
43) Cyclohexane	5.52	41	12051	10.30	ppb	100
44) 1,1-Dichloropropene	5.69	75	21913	10.19	ppb	100
45) 2,2,4-Trimethylpentane	6.06	57	33913	9.62	ppb	100
47) Carbon Tetrachloride	5.68	117	36639	10.66	ppb	100
48) Tert Amyl Methyl Ether	6.13	73	49161	10.41	ppb	100
49) 1,2-DCA	5.98	62	33663	10.19	ppb	100
50) Benzene	5.94	78	59814	9.93	ppb	100
51) TCE	6.70	95	18905	9.99	ppb	100
52) 2-Pentanone	6.96	43	113787	132.18	ppb	100
53) 1,2-Dichloropropane	6.94	63	7345	11.29	ppb	100
54) Bromodichloromethane	7.26	83	27789	9.86	ppb	100
55) Methyl Cyclohexane	6.88	83	24318	10.14	ppb	100
56) Dibromomethane	7.07	93	10925	10.21	ppb	100
57) MIBK (methyl isobutyl ket	7.93	43	60255	51.41	ppb	100
58) 1-Bromo-2-chloroethane	7.57	144	3986	9.89	ppb	100
60) Cis-1,3-Dichloropropene	7.74	75	27456	10.29	ppb	100
61) Toluene	8.07	91	76465	10.29	ppb	100
62) Trans-1,3-Dichloropropene	8.33	75	27228	9.97	ppb	100
63) 1,1,2-TCA	8.50	83	10746	9.25	ppb	100
64) 2-Hexanone	8.78	43	42032	50.32	ppb	100
67) 1,2-EDB	8.99	107	16661	10.46	ppb	100
68) Tetrachloroethene	8.62	164	15298	9.80	ppb	100
69) 1-Chlorohexane	9.49	91	15138	10.43	ppb	100
70) 1,1,1,2-Tetrachloroethane	9.58	131	25136	9.64	ppb	100
71) m&p-Xylene	9.73	106	81857	20.78	ppb	100
72) o-Xylene	10.12	106	40935	10.24	ppb	100
73) Styrene	10.13	104	65950	10.12	ppb	100
75) 1,3-Dichloropropane	8.66	76	24206	9.91	ppb	100
76) Dibromochloromethane	8.89	129	25554	10.35	ppb	100
77) Chlorobenzene	9.48	112	58513	9.73	ppb	100
78) Ethylbenzene	9.60	91	92088	10.13	ppb	100
79) Bromoform	10.30	173	21838	10.60	ppb	100
81) Isopropylbenzene	10.49	105	106520	9.86	ppb	100
82) 1,1,2,2-Tetrachloroethane	10.80	83	17573	9.75	ppb	100
83) 1,2,3-Trichloropropane	10.83	110	9083	10.43	ppb	100
84) t-1,4-Dichloro-2-Butene	10.86	53	5751	10.33	ppb	100

(#) = qualifier out of range (m) = manual integration
 1008M27.D M1008W.M Wed Nov 24 09:54:04 2021

Data File : M:\MAX\DATA\211008\1008M27.D
 Acq On : 8 Oct 21 19:03
 Sample : 10ug/L VOC STD 10/8/21
 Misc : IS&S 8/4/21

Vial: 7
 Operator: LP,DG,CH
 Inst : Max
 Multiplr: 1.00

Quant Time: Oct 11 10:18 2021

Quant Results File: M1008W.RES

Quant Method : M:\MAX\DATA\211008\M1008W.M (RTE Integrator)
 Title : METHOD 8260B
 Last Update : Mon Oct 11 11:16:12 2021
 Response via : Initial Calibration
 DataAcq Meth : M8260

Compound	R.T.	QIon	Response	Conc	Unit	Qvalue
85) Bromobenzene	10.77	156	35120	9.49	ppb	100
86) n-Propylbenzene	10.90	91	109484	10.13	ppb	100
87) 4-Ethyltoluene	11.02	105	107547	10.57	ppb	100
88) 2-Chlorotoluene	10.97	91	87330	10.35	ppb	100
89) 1,3,5-Trimethylbenzene	11.08	105	97766	10.57	ppb	100
90) 4-Chlorotoluene	11.08	91	88379	10.38	ppb	100
91) Tert-Butylbenzene	11.40	119	54096	10.31	ppb	100
92) 1,2,4-Trimethylbenzene	11.45	105	92734	10.13	ppb	100
93) Sec-Butylbenzene	11.62	105	102595	10.55	ppb	100
94) p-Isopropyltoluene	11.77	119	98835	9.93	ppb	100
95) Benzyl Chloride	11.95	91	27535	10.82	ppb	100
96) 1,3-DCB	11.71	146	61324	10.16	ppb	100
97) 1,4-DCB	11.80	146	63995	10.55	ppb	100
98) n-Butylbenzene	12.17	91	53588	8.72	ppb	100
99) 1,2-DCB	12.17	146	60367	10.16	ppb	100
100) Hexachloroethane	12.42	117	17261	10.49	ppb	100
101) 1,2-Dibromo-3-chloropropan	12.95	75	4292	9.37	ppb	100
102) 1,2,4-Trichlorobenzene	13.77	180	16792	8.31	ppb	100
103) Hexachlorobutadiene	13.95	225	23118	9.29	ppb	100
104) Naphthalene	14.01	128	27054	8.65	ppb	100
105) 1,2,3-Trichlorobenzene	14.25	180	18994	8.52	ppb	100

Quantitation Report

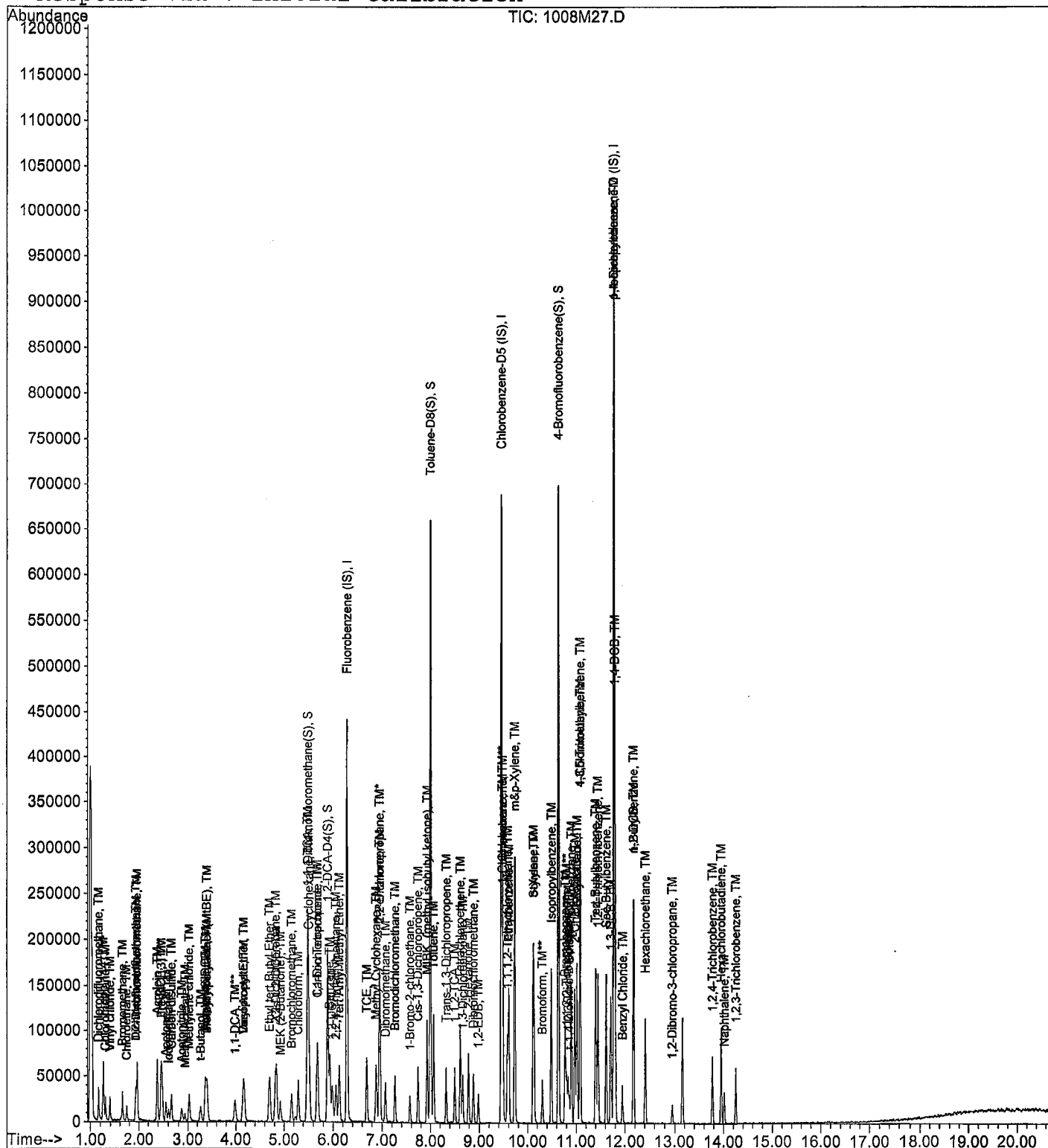
Data File : M:\MAX\DATA\211008\1008M27.D
 Acq On : 8 Oct 21 19:03
 Sample : 10ug/L VOC STD 10/8/21
 Misc : IS&S 8/4/21

Vial: 7
 Operator: LP,DG,CH
 Inst : Max
 Multiplr: 1.00

Quant Time: Oct 11 10:18 2021

Quant Results File: M1008W.RES

Method : M:\MAX\DATA\211008\M1008W.M (RTE Integrator)
 Title : METHOD 8260B
 Last Update : Mon Oct 11 11:16:12 2021
 Response via : Initial Calibration



Data File : M:\MAX\DATA\211008\1008M28.D
 Acq On : 8 Oct 21 19:31
 Sample : 20ug/L VOC STD 10/8/21
 Misc : IS&S 8/4/21

Vial: 8
 Operator: LP,DG,CH
 Inst : Max
 Multiplr: 1.00

Quant Time: Oct 11 10:18 2021

Quant Results File: M1008W.RES

Quant Method : M:\MAX\DATA\211008\M1008W.M (RTE Integrator)
 Title : METHOD 8260B
 Last Update : Mon Oct 11 11:16:12 2021
 Response via : Initial Calibration
 DataAcq Meth : M8260

Internal Standards	R.T.	QIon	Response	Conc	Units	Dev (Min)
1) Fluorobenzene (IS)	6.29	96	398005	25.00	ppb	0.00
65) Chlorobenzene-D5 (IS)	9.45	117	370167	25.00	ppb	0.00
80) 1,4-Dichlorobenzene-D (IS)	11.78	152	264410	25.00	ppb	0.00
System Monitoring Compounds						
41) Dibromofluoromethane(S)	5.50	111	232370	48.47	ppb	0.00
Spiked Amount	25.000		Recovery	=	193.884%	
46) 1,2-DCA-D4(S)	5.89	65	156416	47.91	ppb	0.00
Spiked Amount	25.000		Recovery	=	191.656%	
66) Toluene-D8(S)	8.00	98	794010	47.47	ppb	0.00
Spiked Amount	25.000		Recovery	=	189.868%	
74) 4-Bromofluorobenzene(S)	10.63	95	356799	49.19	ppb	0.00
Spiked Amount	25.000		Recovery	=	196.748%	
Target Compounds						
3) Dichlorodifluoromethane	1.17	85	38384	19.13	ppb	96
4) Freon 114	1.26	85	36214	20.49	ppb	94
5) Chloromethane	1.30	50	25733	21.01	ppb	96
6) Vinyl chloride	1.39	62	30805	20.97	ppb	99
8) Bromomethane	1.65	94	20249	20.58	ppb	96
9) Chloroethane	1.74	64	19159	19.40	ppb	96
10) Dichlorofluoromethane	1.93	67	65698	19.82	ppb	93
11) Trichlorofluoromethane	1.96	101	82092	21.81	ppb	97
13) Acrolein	2.39	56	58665	150.30	ppb	96
14) Acetone	2.56	43	25131	56.02	ppb	97
15) Freon-113	2.48	151	35846	20.28	ppb	97
16) Acetonitrile	2.87	41	19266	151.74	ppb	# 90
18) 1,2-Dichlorotrifluoroethan	1.93	67	65698	19.81	ppb	100
19) 1,1-DCE	2.46	61	46614	20.36	ppb	95
20) t-Butanol	3.28	59	29759	150.55	ppb	# 90
21) Methyl Acetate	2.94	43	15363	19.03	ppb	96
22) Iodomethane	2.61	142	29307	17.34	ppb	96
23) Acrylonitrile	3.37	53	9019	19.92	ppb	# 92
25) Methylene chloride	3.02	84	33247	20.15	ppb	89
26) Carbon disulfide	2.66	76	43696	19.60	ppb	95
27) Methyl t-butyl ether (MtBE)	3.40	73	110196	20.66	ppb	96
28) Trans-1,2-DCE	3.36	96	35425	22.48	ppb	89
29) 3-Methylpentane	3.41	57	18081	20.55	ppb	97
31) Diisopropyl Ether	4.16	45	75893	20.42	ppb	98
32) 1,1-DCA	3.98	63	54183	19.88	ppb	93
33) Vinyl Acetate	4.15	43	24404	18.55	ppb	99
34) Ethyl tert Butyl Ether	4.70	59	103608	21.16	ppb	98

(#) = qualifier out of range (m) = manual integration

Data File : M:\MAX\DATA\211008\1008M28.D
 Acq On : 8 Oct 21 19:31
 Sample : 20ug/L VOC STD 10/8/21
 Misc : IS&S 8/4/21

Vial: 8
 Operator: LP,DG,CH
 Inst : Max
 Multiplr: 1.00

Quant Time: Oct 11 10:18 2021

Quant Results File: M1008W.RES

Quant Method : M:\MAX\DATA\211008\M1008W.M (RTE Integrator)
 Title : METHOD 8260B
 Last Update : Mon Oct 11 11:16:12 2021
 Response via : Initial Calibration
 DataAcq Meth : M8260

Compound	R.T.	QIon	Response	Conc	Unit	Qvalue
36) MEK (2-Butanone)	4.92	43	31870	60.74	ppb	92
37) Cis-1,2-DCE	4.84	96	37602	19.76	ppb	89
38) 2,2-Dichloropropane	4.82	77	68888	19.57	ppb	99
39) Chloroform	5.30	83	72367	19.58	ppb	96
40) Bromochloromethane	5.16	130	30747	21.68	ppb	94
42) 1,1,1-TCA	5.48	97	83740	21.50	ppb	95
43) Cyclohexane	5.52	41	23464	19.55	ppb	85
44) 1,1-Dichloropropene	5.69	75	44884	20.36	ppb	95
45) 2,2,4-Trimethylpentane	6.06	57	68984	19.08	ppb	97
47) Carbon Tetrachloride	5.68	117	75400	21.40	ppb	96
48) Tert Amyl Methyl Ether	6.13	73	99901	20.64	ppb	97
49) 1,2-DCA	5.98	62	69191	20.42	ppb	97
50) Benzene	5.94	78	127256	20.61	ppb	94
51) TCE	6.70	95	38932	20.68	ppb	88
52) 2-Pentanone	6.96	43	137708	156.00	ppb	92
53) 1,2-Dichloropropane	6.94	63	13974	21.15	ppb	100
54) Bromodichloromethane	7.26	83	59260	20.51	ppb	85
55) Methyl Cyclohexane	6.88	83	51197	21.68	ppb	93
56) Dibromomethane	7.07	93	23273	21.21	ppb	97
57) MIBK (methyl isobutyl ket	7.93	43	71954	59.87	ppb	95
58) 1-Bromo-2-chloroethane	7.57	144	8365	20.25	ppb	79
60) Cis-1,3-Dichloropropene	7.74	75	56677	20.72	ppb	99
61) Toluene	8.07	91	152596	20.03	ppb	98
62) Trans-1,3-Dichloropropene	8.32	75	58543	20.90	ppb	95
63) 1,1,2-TCA	8.50	83	22432	18.84	ppb	95
64) 2-Hexanone	8.78	43	53564	62.53	ppb	96
67) 1,2-EDB	8.98	107	34952	21.39	ppb	100
68) Tetrachloroethene	8.62	164	32112	20.05	ppb	96
69) 1-Chlorohexane	9.49	91	29808	20.02	ppb	96
70) 1,1,1,2-Tetrachloroethane	9.58	131	54995	20.55	ppb	96
71) m&p-Xylene	9.73	106	164039	40.60	ppb	94
72) o-Xylene	10.11	106	84991	20.73	ppb	90
73) Styrene	10.13	104	136715	20.44	ppb	98
75) 1,3-Dichloropropane	8.66	76	49880	19.91	ppb	100
76) Dibromochloromethane	8.89	129	51678	20.40	ppb	95
77) Chlorobenzene	9.48	112	119982	19.45	ppb	99
78) Ethylbenzene	9.60	91	191519	20.54	ppb	100
79) Bromoform	10.30	173	44744	21.18	ppb	96
81) Isopropylbenzene	10.49	105	222220	19.33	ppb	96
82) 1,1,2,2-Tetrachloroethane	10.80	83	36108	18.83	ppb	96
83) 1,2,3-Trichloropropane	10.83	110	19042	20.86	ppb	95
84) t-1,4-Dichloro-2-Butene	10.86	53	11931	20.06	ppb	91

(#) = qualifier out of range (m) = manual integration

Data File : M:\MAX\DATA\211008\1008M28.D
 Acq On : 8 Oct 21 19:31
 Sample : 20ug/L VOC STD 10/8/21
 Misc : IS&S 8/4/21

Vial: 8
 Operator: LP,DG,CH
 Inst : Max
 Multiplr: 1.00

Quant Time: Oct 11 10:18 2021

Quant Results File: M1008W.RES

Quant Method : M:\MAX\DATA\211008\M1008W.M (RTE Integrator)
 Title : METHOD 8260B
 Last Update : Mon Oct 11 11:16:12 2021
 Response via : Initial Calibration
 DataAcq Meth : M8260

Compound	R.T.	QIon	Response	Conc	Unit	Qvalue
85) Bromobenzene	10.77	156	73976	18.79	ppb	98
86) n-Propylbenzene	10.90	91	233677	20.33	ppb	100
87) 4-Ethyltoluene	11.01	105	219181	20.26	ppb	97
88) 2-Chlorotoluene	10.97	91	150718	16.80	ppb	98
89) 1,3,5-Trimethylbenzene	11.08	105	197281	20.05	ppb	99
90) 4-Chlorotoluene	11.08	91	178650	19.74	ppb	96
91) Tert-Butylbenzene	11.40	119	113664	20.37	ppb	98
92) 1,2,4-Trimethylbenzene	11.45	105	195740	19.83	ppb	100
93) Sec-Butylbenzene	11.62	105	224912	21.75	ppb	98
94) p-Isopropyltoluene	11.77	119	214082	19.78	ppb	92
95) Benzyl Chloride	11.95	91	59213	21.88	ppb	93
96) 1,3-DCB	11.71	146	130462	20.33	ppb	97
97) 1,4-DCB	11.80	146	130988	20.77	ppb	96
98) n-Butylbenzene	12.17	91	133308	19.04	ppb	97
99) 1,2-DCB	12.17	146	132138	20.91	ppb	100
100) Hexachloroethane	12.42	117	35862	20.77	ppb	91
101) 1,2-Dibromo-3-chloropropan	12.95	75	9758	18.67	ppb	# 87
102) 1,2,4-Trichlorobenzene	13.77	180	41664	16.40	ppb	86
103) Hexachlorobutadiene	13.95	225	54039	19.36	ppb	93
104) Naphthalene	14.01	128	75435	19.68	ppb	# 93
105) 1,2,3-Trichlorobenzene	14.25	180	49474	16.30	ppb	96

Quantitation Report

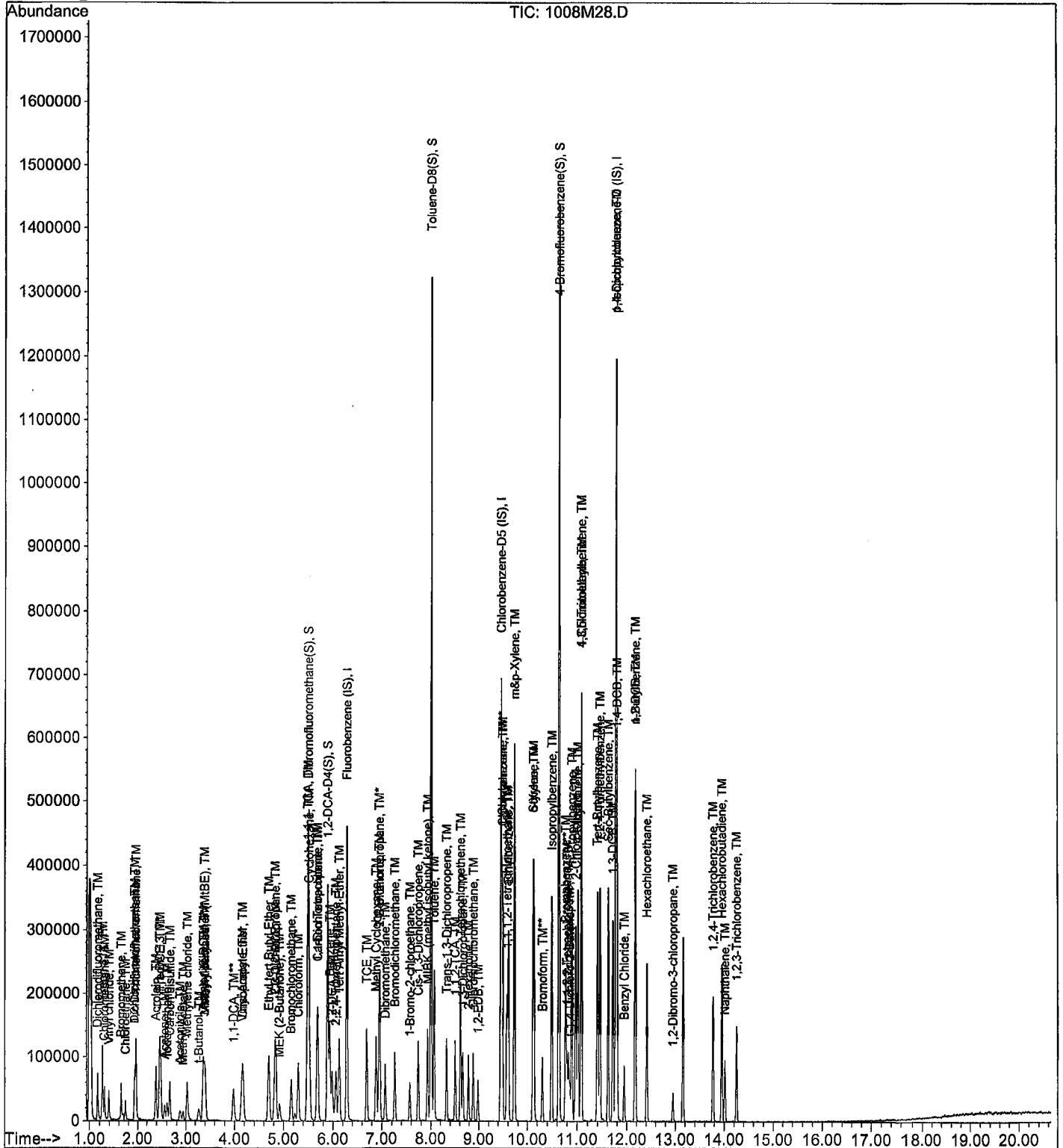
Data File : M:\MAX\DATA\211008\1008M28.D
Acq On : 8 Oct 21 19:31
Sample : 20ug/L VOC STD 10/8/21
Misc : IS&S 8/4/21

Vial: 8
Operator: LP,DG,CH
Inst : Max
Multiplr: 1.00

Quant Time: Oct 11 10:18 2021

Quant Results File: M1008W.RES

Method : M:\MAX\DATA\211008\M1008W.M (RTE Integrator)
Title : METHOD 8260B
Last Update : Mon Oct 11 11:16:12 2021
Response via : Initial Calibration



Data File : M:\MAX\DATA\211008\1008M29.D
 Acq On : 8 Oct 21 19:59
 Sample : 40ug/L VOC STD 10/8/21
 Misc : IS&S 8/4/21

Vial: 9
 Operator: LP,DG,CH
 Inst : Max
 Multiplr: 1.00

Quant Time: Oct 11 10:18 2021

Quant Results File: M1008W.RES

Quant Method : M:\MAX\DATA\211008\M1008W.M (RTE Integrator)
 Title : METHOD 8260B
 Last Update : Mon Oct 11 11:16:12 2021
 Response via : Initial Calibration
 DataAcq Meth : M8260

Internal Standards	R.T.	QIon	Response	Conc	Units	Dev (Min)
1) Fluorobenzene (IS)	6.29	96	391306	25.00	ppb	0.00
65) Chlorobenzene-D5 (IS)	9.45	117	373477	25.00	ppb	0.00
80) 1,4-Dichlorobenzene-D (IS)	11.78	152	269114	25.00	ppb	0.00
System Monitoring Compounds						
41) Dibromofluoromethane (S)	5.50	111	225499	47.84	ppb	0.00
Spiked Amount	25.000		Recovery	=	191.372%	
46) 1,2-DCA-D4 (S)	5.89	65	155264	48.38	ppb	0.00
Spiked Amount	25.000		Recovery	=	193.504%	
66) Toluene-D8 (S)	8.00	98	777488	46.07	ppb	0.00
Spiked Amount	25.000		Recovery	=	184.268%	
74) 4-Bromofluorobenzene (S)	10.63	95	356974	48.77	ppb	0.00
Spiked Amount	25.000		Recovery	=	195.100%	
Target Compounds						Qvalue
3) Dichlorodifluoromethane	1.16	85	77216	39.14	ppb	96
4) Freon 114	1.26	85	71800	41.32	ppb	99
5) Chloromethane	1.30	50	46655	38.94	ppb	99
6) Vinyl chloride	1.39	62	57622	39.90	ppb	95
8) Bromomethane	1.65	94	38948	40.43	ppb	97
9) Chloroethane	1.73	64	34458	35.22	ppb	# 88
10) Dichlorofluoromethane	1.93	67	132058	40.52	ppb	96
11) Trichlorofluoromethane	1.96	101	154363	41.72	ppb	92
13) Acrolein	2.39	56	67183	175.07	ppb	98
14) Acetone	2.56	43	36458	82.66	ppb	92
15) Freon-113	2.47	151	69742	40.13	ppb	98
16) Acetonitrile	2.87	41	22444	179.80	ppb	93
18) 1,2-Dichlorotrifluoroethan	1.93	67	132058	40.51	ppb	100
19) 1,1-DCE	2.46	61	92854	41.26	ppb	94
20) t-Butanol	3.28	59	35109	169.29	ppb	# 91
21) Methyl Acetate	2.94	43	30150	37.99	ppb	97
22) Iodomethane	2.61	142	67583	38.54	ppb	99
23) Acrylonitrile	3.37	53	18270	40.76	ppb	92
25) Methylene chloride	3.02	84	64456	39.73	ppb	90
26) Carbon disulfide	2.66	76	81896	37.36	ppb	95
27) Methyl t-butyl ether (MtBE)	3.40	73	214308	40.86	ppb	99
28) Trans-1,2-DCE	3.37	96	64425	42.10	ppb	95
29) 3-Methylpentane	3.40	57	35842	41.93	ppb	99
31) Diisopropyl Ether	4.17	45	150150	41.08	ppb	95
32) 1,1-DCA	3.99	63	104316	38.92	ppb	92
33) Vinyl Acetate	4.15	43	39151	30.27	ppb	97
34) Ethyl tert Butyl Ether	4.70	59	199149	41.37	ppb	98

(#) = qualifier out of range (m) = manual integration

Data File : M:\MAX\DATA\211008\1008M29.D
 Acq On : 8 Oct 21 19:59
 Sample : 40ug/L VOC STD 10/8/21
 Misc : IS&S 8/4/21

Vial: 9
 Operator: LP,DG,CH
 Inst : Max
 Multiplr: 1.00

Quant Time: Oct 11 10:18 2021

Quant Results File: M1008W.RES

Quant Method : M:\MAX\DATA\211008\M1008W.M (RTE Integrator)
 Title : METHOD 8260B
 Last Update : Mon Oct 11 11:16:12 2021
 Response via : Initial Calibration
 DataAcq Meth : M8260

Compound	R.T.	QIon	Response	Conc	Unit	Qvalue
36) MEK (2-Butanone)	4.92	43	41422	80.30	ppb	99
37) Cis-1,2-DCE	4.84	96	73069	39.05	ppb	92
38) 2,2-Dichloropropane	4.82	77	134792	38.94	ppb	98
39) Chloroform	5.30	83	143349	39.44	ppb	96
40) Bromochloromethane	5.16	130	59067	42.90	ppb	94
42) 1,1,1-TCA	5.48	97	161715	42.23	ppb	93
43) Cyclohexane	5.52	41	48571	41.17	ppb	94
44) 1,1-Dichloropropene	5.69	75	86670	39.98	ppb	97
45) 2,2,4-Trimethylpentane	6.06	57	135103	38.01	ppb	90
47) Carbon Tetrachloride	5.68	117	147358	42.53	ppb	98
48) Tert Amyl Methyl Ether	6.13	73	200650	42.16	ppb	96
49) 1,2-DCA	5.98	62	131749	39.54	ppb	100
50) Benzene	5.94	78	243790	40.16	ppb	95
51) TCE	6.70	95	78475	43.03	ppb	90
52) 2-Pentanone	6.96	43	160189	184.58	ppb	99
53) 1,2-Dichloropropane	6.94	63	25240	39.05	ppb	97
54) Bromodichloromethane	7.26	83	113527	39.97	ppb	93
55) Methyl Cyclohexane	6.89	83	98912	43.40	ppb	87
56) Dibromomethane	7.07	93	44906	41.63	ppb	98
57) MIBK (methyl isobutyl ket	7.93	43	96528	81.69	ppb	99
58) 1-Bromo-2-chloroethane	7.57	144	16512	40.65	ppb	78
60) Cis-1,3-Dichloropropene	7.74	75	109499	40.71	ppb	99
61) Toluene	8.07	91	297002	39.65	ppb	99
62) Trans-1,3-Dichloropropene	8.33	75	116520	42.31	ppb	93
63) 1,1,2-TCA	8.50	83	44858	38.32	ppb	90
64) 2-Hexanone	8.78	43	68937	81.86	ppb	97
67) 1,2-EDB	8.98	107	68502	41.56	ppb	98
68) Tetrachloroethene	8.62	164	60904	37.68	ppb	97
69) 1-Chlorohexane	9.49	91	59472	39.58	ppb	96
70) 1,1,1,2-Tetrachloroethane	9.58	131	107164	39.69	ppb	96
71) m&p-Xylene	9.73	106	323100	79.25	ppb	94
72) o-Xylene	10.11	106	166512	40.26	ppb	99
73) Styrene	10.13	104	270488	40.09	ppb	97
75) 1,3-Dichloropropane	8.66	76	99179	39.24	ppb	97
76) Dibromochloromethane	8.89	129	101784	39.83	ppb	98
77) Chlorobenzene	9.48	112	231847	37.26	ppb	99
78) Ethylbenzene	9.61	91	379741	40.37	ppb	98
79) Bromoform	10.30	173	92013	43.16	ppb	93
81) Isopropylbenzene	10.49	105	441765	37.76	ppb	99
82) 1,1,2,2-Tetrachloroethane	10.80	83	70677	36.21	ppb	97
83) 1,2,3-Trichloropropane	10.83	110	37955	41.14	ppb	92
84) t-1,4-Dichloro-2-Butene	10.86	53	24873	40.99	ppb	97

(#) = qualifier out of range (m) = manual integration

Data File : M:\MAX\DATA\211008\1008M29.D
 Acq On : 8 Oct 21 19:59
 Sample : 40ug/L VOC STD 10/8/21
 Misc : IS&S 8/4/21

Vial: 9
 Operator: LP,DG,CH
 Inst : Max
 Multiplr: 1.00

Quant Time: Oct 11 10:18 2021

Quant Results File: M1008W.RES

Quant Method : M:\MAX\DATA\211008\M1008W.M (RTE Integrator)
 Title : METHOD 8260B
 Last Update : Mon Oct 11 11:16:12 2021
 Response via : Initial Calibration
 DataAcq Meth : M8260

Compound	R.T.	QIon	Response	Conc	Unit	Qvalue
85) Bromobenzene	10.77	156	145800	36.38	ppb	99
86) n-Propylbenzene	10.90	91	459050	39.24	ppb	99
87) 4-Ethyltoluene	11.01	105	443949	40.32	ppb	98
88) 2-Chlorotoluene	10.97	91	344968	37.79	ppb	98
89) 1,3,5-Trimethylbenzene	11.08	105	398513	39.80	ppb	100
90) 4-Chlorotoluene	11.08	91	355347	38.58	ppb	96
91) Tert-Butylbenzene	11.40	119	243904	42.96	ppb	99
92) 1,2,4-Trimethylbenzene	11.45	105	406087	40.13	ppb	97
93) Sec-Butylbenzene	11.62	105	454881	43.22	ppb	100
94) p-Isopropyltoluene	11.77	119	447765	40.21	ppb	96
95) Benzyl Chloride	11.95	91	116953	42.46	ppb	96
96) 1,3-DCB	11.71	146	263790	40.39	ppb	98
97) 1,4-DCB	11.80	146	265366	41.84	ppb	99
98) n-Butylbenzene	12.17	91	299135	40.76	ppb	95
99) 1,2-DCB	12.17	146	265332	41.26	ppb	98
100) Hexachloroethane	12.42	117	70407	40.32	ppb	91
101) 1,2-Dibromo-3-chloropropan	12.95	75	21550	39.10	ppb	88
102) 1,2,4-Trichlorobenzene	13.77	180	105304	37.41	ppb	91
103) Hexachlorobutadiene	13.95	225	115916	39.82	ppb	99
104) Naphthalene	14.01	128	185789	40.61	ppb	96
105) 1,2,3-Trichlorobenzene	14.25	180	124210	35.57	ppb	97

Data File : M:\MAX\DATA\211008\1008M30.D
 Acq On : 8 Oct 21 20:27
 Sample : 100ug/L VOC STD 10/8/21
 Misc : IS&S 8/4/21

Vial: 10
 Operator: LP,DG,CH
 Inst : Max
 Multiplr: 1.00

Quant Time: Oct 11 10:18 2021

Quant Results File: M1008W.RES

Quant Method : M:\MAX\DATA\211008\M1008W.M (RTE Integrator)
 Title : METHOD 8260B
 Last Update : Mon Oct 11 11:16:12 2021
 Response via : Initial Calibration
 DataAcq Meth : M8260

Internal Standards	R.T.	QIon	Response	Conc	Units	Dev (Min)
1) Fluorobenzene (IS)	6.28	96	398991	25.00	ppb	0.00
65) Chlorobenzene-D5 (IS)	9.46	117	387064	25.00	ppb	0.00
80) 1,4-Dichlorobenzene-D (IS)	11.78	152	284233	25.00	ppb	0.00
System Monitoring Compounds						
41) Dibromofluoromethane (S)	5.50	111	407318	84.75	ppb	0.00
Spiked Amount	25.000		Recovery	=	339.020%	
46) 1,2-DCA-D4 (S)	5.89	65	280448	85.70	ppb	0.00
Spiked Amount	25.000		Recovery	=	342.784%	
66) Toluene-D8 (S)	8.00	98	1428462	81.67	ppb	0.00
Spiked Amount	25.000		Recovery	=	326.672%	
74) 4-Bromofluorobenzene (S)	10.63	95	712445	93.93	ppb	0.00
Spiked Amount	25.000		Recovery	=	375.708%	
Target Compounds						Qvalue
3) Dichlorodifluoromethane	1.16	85	180928	89.93	ppb	97
4) Freon 114	1.26	85	169926	95.92	ppb	99
5) Chloromethane	1.30	50	110301	90.57	ppb	99
6) Vinyl chloride	1.39	62	130145	88.38	ppb	91
8) Bromomethane	1.65	94	97704	99.70	ppb	97
9) Chloroethane	1.73	64	102410	102.07	ppb	# 83
10) Dichlorofluoromethane	1.93	67	310934	93.56	ppb	97
11) Trichlorofluoromethane	1.95	101	349356	92.60	ppb	96
13) Acrolein	2.39	56	75977	194.17	ppb	100
14) Acetone	2.57	43	45519	101.21	ppb	98
15) Freon-113	2.47	151	157362	88.80	ppb	97
16) Acetonitrile	2.88	41	28572	224.48	ppb	# 79
18) 1,2-Dichlorotrifluoroethan	1.93	67	311515	93.72	ppb	# 100
19) 1,1-DCE	2.46	61	220719	96.18	ppb	94
20) t-Butanol	3.31	59	48064	203.55	ppb	96
21) Methyl Acetate	2.94	43	76754	94.84	ppb	94
22) Iodomethane	2.60	142	185873	101.25	ppb	95
23) Acrylonitrile	3.38	53	45750	99.72	ppb	# 90
25) Methylene chloride	3.02	84	148271	89.63	ppb	94
26) Carbon disulfide	2.66	76	183744	82.20	ppb	97
27) Methyl t-butyl ether (MtBE)	3.40	73	513948	96.11	ppb	100
28) Trans-1,2-DCE	3.36	96	152784	98.72	ppb	96
29) 3-Methylpentane	3.40	57	85795	99.10	ppb	97
31) Diisopropyl Ether	4.17	45	351129	94.23	ppb	95
32) 1,1-DCA	3.98	63	250640	91.72	ppb	95
33) Vinyl Acetate	4.15	43	91816	69.63	ppb	# 91
34) Ethyl tert Butyl Ether	4.70	59	473781	96.52	ppb	97

(#) = qualifier out of range (m) = manual integration

Data File : M:\MAX\DATA\211008\1008M30.D
 Acq On : 8 Oct 21 20:27
 Sample : 100ug/L VOC STD 10/8/21
 Misc : IS&S 8/4/21

Vial: 10
 Operator: LP,DG,CH
 Inst : Max
 Multiplr: 1.00

Quant Time: Oct 11 10:18 2021

Quant Results File: M1008W.RES

Quant Method : M:\MAX\DATA\211008\M1008W.M (RTE Integrator)
 Title : METHOD 8260B
 Last Update : Mon Oct 11 11:16:12 2021
 Response via : Initial Calibration
 DataAcq Meth : M8260

Compound	R.T.	QIon	Response	Conc	Unit	Qvalue
36) MEK (2-Butanone)	4.93	43	56225	106.89	ppb	99
37) Cis-1,2-DCE	4.84	96	172268	90.28	ppb	96
38) 2,2-Dichloropropane	4.82	77	314670	89.16	ppb	99
39) Chloroform	5.30	83	333628	90.03	ppb	95
40) Bromochloromethane	5.16	130	137345	98.57	ppb	93
42) 1,1,1-TCA	5.48	97	383271	98.15	ppb	95
43) Cyclohexane	5.52	41	110492	91.85	ppb	77
44) 1,1-Dichloropropene	5.69	75	202861	91.78	ppb	97
45) 2,2,4-Trimethylpentane	6.06	57	315591	87.08	ppb	96
47) Carbon Tetrachloride	5.67	117	349968	99.07	ppb	96
48) Tert Amyl Methyl Ether	6.13	73	471109	97.08	ppb	97
49) 1,2-DCA	5.98	62	320114	94.23	ppb	97
50) Benzene	5.93	78	571965	92.41	ppb	95
51) TCE	6.70	95	182075	98.71	ppb	93
52) 2-Pentanone	6.96	43	195057	220.43	ppb	100
53) 1,2-Dichloropropane	6.94	63	65720	100.08	ppb	99
54) Bromodichloromethane	7.26	83	278493	96.15	ppb	92
55) Methyl Cyclohexane	6.88	83	226198	98.36	ppb	83
56) Dibromomethane	7.07	93	108986	99.10	ppb	98
57) MIBK (methyl isobutyl ket	7.93	43	124274	103.15	ppb	95
58) 1-Bromo-2-chloroethane	7.57	144	39014	94.20	ppb	74
60) Cis-1,3-Dichloropropene	7.74	75	270650	98.69	ppb	99
61) Toluene	8.07	91	706717	92.54	ppb	98
62) Trans-1,3-Dichloropropene	8.33	75	290074	103.30	ppb	96
63) 1,1,2-TCA	8.50	83	110898	92.90	ppb	100
64) 2-Hexanone	8.79	43	88763	103.37	ppb	96
67) 1,2-EDB	8.98	107	174414	102.10	ppb	97
68) Tetrachloroethene	8.62	164	144768	86.42	ppb	96
69) 1-Chlorohexane	9.49	91	149760	96.17	ppb	95
70) 1,1,1,2-Tetrachloroethane	9.58	131	264003	94.35	ppb	95
71) m&p-Xylene	9.73	106	801100	189.60	ppb	96
72) o-Xylene	10.11	106	402820	93.98	ppb	92
73) Styrene	10.13	104	693145	99.13	ppb	98
75) 1,3-Dichloropropane	8.66	76	242063	92.41	ppb	99
76) Dibromochloromethane	8.89	129	261258	98.65	ppb	98
77) Chlorobenzene	9.48	112	584906	90.70	ppb	99
78) Ethylbenzene	9.61	91	919759	94.35	ppb	100
79) Bromoform	10.31	173	239372	108.35	ppb	96
81) Isopropylbenzene	10.49	105	1101156	89.12	ppb	97
82) 1,1,2,2-Tetrachloroethane	10.80	83	190112	92.23	ppb	97
83) 1,2,3-Trichloropropane	10.83	110	96394	99.37	ppb	91
84) t-1,4-Dichloro-2-Butene	10.86	53	63921	99.60	ppb	99

(#) = qualifier out of range (m) = manual integration
 1008M30.D M1008W.M Wed Nov 24 09:54:10 2021

Data File : M:\MAX\DATA\211008\1008M30.D
 Acq On : 8 Oct 21 20:27
 Sample : 100ug/L VOC STD 10/8/21
 Misc : IS&S 8/4/21

Vial: 10
 Operator: LP,DG,CH
 Inst : Max
 Multiplr: 1.00

Quant Time: Oct 11 10:18 2021

Quant Results File: M1008W.RES

Quant Method : M:\MAX\DATA\211008\M1008W.M (RTE Integrator)
 Title : METHOD 8260B
 Last Update : Mon Oct 11 11:16:12 2021
 Response via : Initial Calibration
 DataAcq Meth : M8260

Compound	R.T.	QIon	Response	Conc	Unit	Qvalue
85) Bromobenzene	10.77	156	372053	87.90	ppb	99
86) n-Propylbenzene	10.90	91	1157810	93.70	ppb	99
87) 4-Ethyltoluene	11.02	105	1108764	95.35	ppb	100
88) 2-Chlorotoluene	10.97	91	753531	78.16	ppb	97
89) 1,3,5-Trimethylbenzene	11.08	105	992547	93.84	ppb	99
90) 4-Chlorotoluene	11.08	91	891549	91.64	ppb	96
91) Tert-Butylbenzene	11.40	119	606208	101.08	ppb	97
92) 1,2,4-Trimethylbenzene	11.45	105	1019091	94.98	ppb	96
93) Sec-Butylbenzene	11.62	105	1153177	103.75	ppb	98
94) p-Isopropyltoluene	11.77	119	1157462	97.79	ppb	96
95) Benzyl Chloride	11.95	91	307129	105.57	ppb	95
96) 1,3-DCB	11.71	146	668257	96.88	ppb	97
97) 1,4-DCB	11.80	146	659375	99.11	ppb	98
98) n-Butylbenzene	12.17	91	787272	100.05	ppb	95
99) 1,2-DCB	12.17	146	672912	99.08	ppb	99
100) Hexachloroethane	12.42	117	183132	99.70	ppb	92
101) 1,2-Dibromo-3-chloropropan	12.95	75	59731	100.67	ppb	90
102) 1,2,4-Trichlorobenzene	13.77	180	315200	101.90	ppb	87
103) Hexachlorobutadiene	13.95	225	312549	100.30	ppb	96
104) Naphthalene	14.01	128	664470	99.95	ppb	93
105) 1,2,3-Trichlorobenzene	14.25	180	402365	102.58	ppb	97

Quantitation Report


Data File : M:\MAX\DATA\211008\1008M30.D
Acq On : 8 Oct 21 20:27
Sample : 100ug/L VOC STD 10/8/21
Misc : IS&S 8/4/21

Vial: 10
Operator: LP,DG,CH
Inst : Max
Multiplr: 1.00

Quant Time: Oct 11 10:18 2021

Quant Results File: M1008W.RES

Method : M:\MAX\DATA\211008\M1008W.M (RTE Integrator)
Title : METHOD 8260B
Last Update : Mon Oct 11 11:16:12 2021
Response via : Initial Calibration



VOLATILE ORGANIC ANALYSIS BY
EPA METHOD 8260B

Form 7

Second Source Calibration

Lab Name: APPL, Inc.
Case No: _____
Matrix: Water

SDG No: _____
Date Analyzed: 8 Oct 21 21:23
Instrument: Max
Initial Cal. Date: 10/8/2021
Data File: 1008M32.D

		Compound	MEAN	CCRF	%D	%Drift	
1	TM	Chlorotrifluoroethene	0.0000	0.0110	0.00	TM	
2	TM	Dichlorodifluoromethane	0.1261	0.1469	17	TM	
3	TM	Freon 114	0.1110	0.1159	4.4	TM	
4	TM**L	Chloromethane	0.0913	0.0898	1.7	TM**L	16
5	TM*	Vinyl chloride	0.0923	0.1033	12	TM*	
6	TM	2-Chloro-1,1,1-trifluoroethane	0.0000	0.0023	0.00	TM	
7	TML	Bromomethane	0.0830	0.0746	18	TML	20
8	TML	Chloroethane	0.0864	0.0605	30	TML	0.95
9	TM	Dichlorofluoromethane	0.2082	0.2162	3.8	TM	
10	TM	Trichlorofluoromethane	0.2364	0.2597	9.9	TM	
11	TM	Acrolein	0.0245	0.0218	11	TM	
12	TM	Acetone	0.0282	0.0272	3.4	TM	
13	TM	Freon-113	0.1110	0.1167	5.1	TM	
14	TM	Acetonitrile	0.0080	0.0094	18	TM	
15	TML	2-propanol	0.0000	0.0004	0.00	TML	
16	TM	1,2-Dichlorotrifluoroethane	0.2083	0.2162	3.8	TM	
17	TM*	1,1-DCE	0.1438	0.1668	16	TM*	
18	TMQ	t-Butanol	0.0108	0.0118	8.9	TMQ	2.9
19	TM	Methyl Acetate	0.0507	0.0550	8.4	TM	
20	TML	Iodomethane	0.0846	0.0971	15	TML	1.0
21	TML	Acrylonitrile	0.0241	0.0307	27	TML	9.3
22	TM	2-Methylpentane	0.0000	0.0001	0.00	TM	
23	TM	Methylene chloride	0.1037	0.1203	16	TM	
24	TM	Carbon disulfide	0.1401	0.1362	2.8	TM	
25	TM	Methyl t-butyl ether (MtBE)	0.3351	0.3621	8.1	TM	
26	TML	Trans-1,2-DCE	0.0890	0.1167	31	TML	15
27	TML	3-Methylpentane	0.0548	0.0672	22	TML	19
28	TM	Hexane	0.0000	0.0004	0.00	TM	
29	TM	Diisopropyl Ether	0.2335	0.2398	2.7	TM	
30	TM**	1,1-DCA	0.1712	0.1825	6.6	TM**	
31	TM	Vinyl Acetate	0.0826	0.0802	2.9	TM	
32	TM	Ethyl tert Butyl Ether	0.3076	0.3271	6.3	TM	
33	TML	Methylcyclopentane	0.0000	0.0140	0.00	TML	
34	TM	MEK (2-Butanone)	0.0330	0.0348	5.5	TM	
35	TM	Cis-1,2-DCE	0.1196	0.1244	4.1	TM	
36	TM	2,2-Dichloropropane	0.2211	0.2210	0.07	TM	
37	TM*	Chloroform	0.2322	0.2487	7.1	TM*	
38	TML	Bromochloromethane	0.0837	0.1041	24	TML	14
39	TM	1,1,1-TCA	0.2447	0.2838	16	TM	
40	TM	Cyclohexane	0.0754	0.0832	10	TM	
Average					9.5		

VOLATILE ORGANIC ANALYSIS BY
EPA METHOD 8260B

Form 7

Second Source Calibration

Lab Name: APPL, Inc.

SDG No: _____

Case No: _____

Date Analyzed: 8 Oct 21 21:23

Matrix: Water

Instrument: Max

Cal. Date: 10/8/2021

Data File: 1008M32.D

		Compound	MEAN	CCRF	%D	%Drift
41	TM	1,1-Dichloropropene	0.1385	0.1526	10	TM
42	TM	2,2,4-Trimethylpentane	0.2271	0.2212	2.6	TM
43	TM	Carbon Tetrachloride	0.2213	0.2613	18	TM
44	TM	Tert Amyl Methyl Ether	0.3041	0.3292	8.3	TM
45	TM	1,2-DCA	0.2129	0.2252	5.8	TM
46	TM	Benzene	0.3878	0.4336	12	TM
47	TML	TCE	0.1287	0.1214	5.7	TML 0.44
48	TM	2-Pentanone	0.0554	0.0596	7.5	TM
49	TM*L	1,2-Dichloropropane	0.0444	0.0474	6.7	TM*L 13
50	TM	Bromodichloromethane	0.1815	0.2001	10	TM
51	TML	Methyl Cyclohexane	0.1552	0.1648	6.2	TML 7.1
52	TM	Dibromomethane	0.0689	0.0717	4.1	TM
53	TM	MIBK (methyl isobutyl ketone)	0.0755	0.0766	1.5	TM
54	TM	1-Bromo-2-chloroethane	0.0260	0.0306	18	TM
55	TM	2-Chloroethyl vinyl ether	0.0000	0.0000	0.00	TM
56	TM	Cis-1,3-Dichloropropene	0.1718	0.1896	10	TM
57	TM*	Toluene	0.4785	0.5258	9.9	TM*
58	TM	Trans-1,3-Dichloropropene	0.1760	0.1946	11	TM
59	TM	1,1,2-TCA	0.0748	0.0817	9.3	TM
60	TM	2-Hexanone	0.0538	0.0538	0.03	TM
61	TM	1,2-EDB	0.1103	0.1254	14	TM
62	TM	Tetrachloroethene	0.1082	0.1162	7.4	TM
63	TM	1-Chlorohexane	0.1006	0.1066	6.0	TM
64	TM	1,1,1,2-Tetrachloroethane	0.1807	0.2089	14	TM
65	TM	m&p-Xylene	0.2729	0.3195	17	TM
66	TM	o-Xylene	0.2769	0.3210	16	TM
67	TM	Styrene	0.4516	0.5127	14	TM
68	TM	1,3-Dichloropropane	0.1692	0.1960	16	TM
69	TM	Dibromochloromethane	0.1711	0.1883	10	TM
70	TM**	Chlorobenzene	0.4165	0.4553	9.3	TM**
71	TM*	Ethylbenzene	0.6296	0.7332	16	TM*
72	TM**	Bromoform	0.1427	0.1620	14	TM**
73	TM	Isopropylbenzene	1.087	1.224	13	TM
74	TM**	1,1,2,2-Tetrachloroethane	0.1813	0.2058	13	TM**
75	TML	1,2,3-Trichloropropane	0.0838	0.1027	22	TML 18
76	TML	t-1,4-Dichloro-2-Butene	0.0498	0.0664	33	TML 18
77	TM	Bromobenzene	0.3723	0.3831	2.9	TM
78	TM	n-Propylbenzene	1.087	1.226	13	TM
79	TM	4-Ethyltoluene	1.023	1.127	10	TM
80	TM	2-Chlorotoluene	0.8480	0.9514	12	TM

Average

10.7

VOLATILE ORGANIC ANALYSIS BY
EPA METHOD 8260B

Form 7

Second Source Calibration

Lab Name: APPL, Inc.
Case No: _____
Matrix: Water

SDG No: _____
Date Analyzed: 8 Oct 21 21:23
Instrument: Max
Cal. Date: 10/8/2021
Data File: 1008M32.D

		Compound	MEAN	CCRF	%D	%Drift
81	TM	1,3,5-Trimethylbenzene	0.9303	1.100	18	TM
82	TM	4-Chlorotoluene	0.8557	0.9697	13	TM
83	TM	Tert-Butylbenzene	0.5275	0.6123	16	TM
84	TML	1,2,4-Trimethylbenzene	0.8583	1.074	25	TML 16
85	TM	Sec-Butylbenzene	0.9776	1.163	19	TM
86	TML	p-Isopropyltoluene	0.8661	1.124	30	TML 12
87	TM	Benzyl Chloride	0.2559	0.2448	4.3	TM
88	TM	1,3-DCB	0.6067	0.7146	18	TM
89	TML	1,4-DCB	0.6582	0.6863	4.3	TML 13
90	TML	n-Butylbenzene	0.4850	0.6510	34	TML 3.3
91	TM	1,2-DCB	0.5974	0.6837	14	TM
92	TML	Hexachloroethane	0.1734	0.1834	5.8	TML 11
93	TML	1,2-Dibromo-3-chloropropane	0.0397	0.0478	20	TML 2.5
94	TML	1,2,4-Trichlorobenzene	0.1544	0.1808	17	TML 13
95	TML	Hexachlorobutadiene	0.2019	0.2480	23	TML 1.5
96	TMQ	Naphthalene	0.2946	0.3190	8.3	TMQ 0.96
97	TML	1,2,3-Trichlorobenzene	0.1831	0.2198	20	TML 6.7
98						
99						
100						
101						
102						
103						
104						
105						
106						
107						
108						
109						
110						
111						
112						
113						
114						
115						
116						
117						
118						
119						
120						

Average

17.0

Data File : M:\MAX\DATA\211008\1008M32.D
 Acq On : 8 Oct 21 21:23
 Sample : (SS) 10ug/L VOC STD 10/8/21
 Misc : IS&S 8/4/21

Vial: 12
 Operator: LP,DG,CH
 Inst : Max
 Multiplr: 1.00

Quant Time: Oct 11 10:18 2021

Quant Results File: M1008W.RES

Quant Method : M:\MAX\DATA\211008\M1008W.M (RTE Integrator)
 Title : METHOD 8260B
 Last Update : Mon Oct 11 11:16:12 2021
 Response via : Initial Calibration
 DataAcq Meth : M8260

Internal Standards	R.T.	QIon	Response	Conc	Units	Dev (Min)
1) Fluorobenzene (IS)	6.29	96	393662	25.00	ppb	0.00
65) Chlorobenzene-D5 (IS)	9.46	117	362431	25.00	ppb	0.00
80) 1,4-Dichlorobenzene-D (IS)	11.78	152	250840	25.00	ppb	0.00
System Monitoring Compounds						
41) Dibromofluoromethane(S)	5.50	111	116518	24.57	ppb	0.00
Spiked Amount	25.000		Recovery	=	98.292%	
46) 1,2-DCA-D4(S)	5.89	65	79040	24.48	ppb	0.00
Spiked Amount	25.000		Recovery	=	97.916%	
66) Toluene-D8(S)	8.00	98	407721	24.89	ppb	0.00
Spiked Amount	25.000		Recovery	=	99.576%	
74) 4-Bromofluorobenzene(S)	10.63	95	182088	25.64	ppb	0.00
Spiked Amount	25.000		Recovery	=	102.552%	
Target Compounds						
3) Dichlorodifluoromethane	1.17	85	23136	11.66	ppb	96
4) Freon 114	1.26	85	18246	10.44	ppb	95
5) Chloromethane	1.30	50	14143	11.58	ppb	97
6) Vinyl chloride	1.39	62	16262	11.19	ppb	# 82
8) Bromomethane	1.65	94	11739	12.00	ppb	84
9) Chloroethane	1.74	64	9523	9.91	ppb	97
10) Dichlorofluoromethane	1.94	67	34042	10.38	ppb	96
11) Trichlorofluoromethane	1.96	101	40892	10.99	ppb	96
13) Acrolein	2.38	56	51447	133.26	ppb	92
14) Acetone	2.56	43	21430	48.29	ppb	92
15) Freon-113	2.47	151	18369	10.51	ppb	98
16) Acetonitrile	2.87	41	18478	147.14	ppb	# 81
18) 1,2-Dichlorotrifluoroethan	1.94	67	34042	10.38	ppb	100
19) 1,1-DCE	2.46	61	26258	11.60	ppb	91
20) t-Butanol	3.27	59	23195	128.58	ppb	97
21) Methyl Acetate	2.93	43	8657	10.84	ppb	94
22) Iodomethane	2.61	142	15286	9.90	ppb	97
23) Acrylonitrile	3.36	53	4837	10.93	ppb	93
25) Methylene chloride	3.03	84	18949	11.61	ppb	94
26) Carbon disulfide	2.66	76	21440	9.72	ppb	97
27) Methyl t-butyl ether (MtBE)	3.40	73	57012	10.81	ppb	95
28) Trans-1,2-DCE	3.37	96	18375	11.50	ppb	92
29) 3-Methylpentane	3.41	57	10575	11.95	ppb	86
31) Diisopropyl Ether	4.17	45	37759	10.27	ppb	96
32) 1,1-DCA	3.99	63	28735	10.66	ppb	95
33) Vinyl Acetate	4.14	43	12635	9.71	ppb	95
34) Ethyl tert Butyl Ether	4.70	59	51503	10.63	ppb	100

(#) = qualifier out of range (m) = manual integration

Data File : M:\MAX\DATA\211008\1008M32.D
 Acq On : 8 Oct 21 21:23
 Sample : (SS) 10ug/L VOC STD 10/8/21
 Misc : IS&S 8/4/21

Vial: 12
 Operator: LP,DG,CH
 Inst : Max
 Multiplr: 1.00

Quant Time: Oct 11 10:18 2021

Quant Results File: M1008W.RES

Quant Method : M:\MAX\DATA\211008\M1008W.M (RTE Integrator)
 Title : METHOD 8260B
 Last Update : Mon Oct 11 11:16:12 2021
 Response via : Initial Calibration
 DataAcq Meth : M8260

Compound	R.T.	QIon	Response	Conc	Unit	Qvalue
36) MEK (2-Butanone)	4.92	43	27378	52.75	ppb	93
37) Cis-1,2-DCE	4.85	96	19595	10.41	ppb	93
38) 2,2-Dichloropropane	4.83	77	34798	9.99	ppb	98
39) Chloroform	5.30	83	39162	10.71	ppb	97
40) Bromochloromethane	5.16	130	16393	11.42	ppb	94
42) 1,1,1-TCA	5.48	97	44690	11.60	ppb	92
43) Cyclohexane	5.52	41	13094	11.03	ppb	96
44) 1,1-Dichloropropene	5.69	75	24026	11.02	ppb	97
45) 2,2,4-Trimethylpentane	6.06	57	34825	9.74	ppb	97
47) Carbon Tetrachloride	5.68	117	41151	11.81	ppb	93
48) Tert Amyl Methyl Ether	6.13	73	51840	10.83	ppb	98
49) 1,2-DCA	5.98	62	35466	10.58	ppb	97
50) Benzene	5.94	78	68284	11.18	ppb	92
51) TCE	6.70	95	19119	9.96	ppb	76
52) 2-Pentanone	6.96	43	117374	134.44	ppb	99
53) 1,2-Dichloropropane	6.94	63	7466	11.32	ppb	# 89
54) Bromodichloromethane	7.26	83	31508	11.03	ppb	90
55) Methyl Cyclohexane	6.89	83	25956	10.71	ppb	90
56) Dibromomethane	7.07	93	11296	10.41	ppb	87
57) MIBK (methyl isobutyl ket	7.93	43	60348	50.77	ppb	# 92
58) 1-Bromo-2-chloroethane	7.57	144	4816	11.79	ppb	# 50
60) Cis-1,3-Dichloropropene	7.74	75	29854	11.03	ppb	97
61) Toluene	8.07	91	82800	10.99	ppb	96
62) Trans-1,3-Dichloropropene	8.33	75	30647	11.06	ppb	91
63) 1,1,2-TCA	8.50	83	12869	10.93	ppb	84
64) 2-Hexanone	8.78	43	42375	50.02	ppb	96
67) 1,2-EDB	8.99	107	18177	11.36	ppb	92
68) Tetrachloroethene	8.62	164	16848	10.74	ppb	95
69) 1-Chlorohexane	9.49	91	15454	10.60	ppb	97
70) 1,1,1,2-Tetrachloroethane	9.58	131	29993	11.45	ppb	92
71) m&p-Xylene	9.73	106	92633	23.41	ppb	94
72) o-Xylene	10.12	106	46532	11.59	ppb	93
73) Styrene	10.13	104	74327	11.35	ppb	96
75) 1,3-Dichloropropane	8.66	76	28409	11.58	ppb	95
76) Dibromochloromethane	8.89	129	27300	11.01	ppb	93
77) Chlorobenzene	9.48	112	66004	10.93	ppb	97
78) Ethylbenzene	9.60	91	106292	11.65	ppb	99
79) Bromoform	10.31	173	23486	11.35	ppb	95
81) Isopropylbenzene	10.49	105	122813	11.26	ppb	99
82) 1,1,2,2-Tetrachloroethane	10.80	83	20646	11.35	ppb	95
83) 1,2,3-Trichloropropane	10.83	110	10303	11.76	ppb	94
84) t-1,4-Dichloro-2-Butene	10.86	53	6661	11.85	ppb	81

(#) = qualifier out of range (m) = manual integration

Data File : M:\MAX\DATA\211008\1008M32.D
 Acq On : 8 Oct 21 21:23
 Sample : (SS) 10ug/L VOC STD 10/8/21
 Misc : IS&S 8/4/21

Vial: 12
 Operator: LP,DG,CH
 Inst : Max
 Multiplr: 1.00

Quant Time: Oct 11 10:18 2021

Quant Results File: M1008W.RES

Quant Method : M:\MAX\DATA\211008\M1008W.M (RTE Integrator)
 Title : METHOD 8260B
 Last Update : Mon Oct 11 11:16:12 2021
 Response via : Initial Calibration
 DataAcq Meth : M8260

Compound	R.T.	QIon	Response	Conc	Unit	Qvalue
85) Bromobenzene	10.77	156	38439	10.29	ppb	99
86) n-Propylbenzene	10.90	91	123059	11.28	ppb	99
87) 4-Ethyltoluene	11.02	105	113097	11.02	ppb	98
88) 2-Chlorotoluene	10.97	91	95464	11.22	ppb	93
89) 1,3,5-Trimethylbenzene	11.08	105	110353	11.82	ppb	97
90) 4-Chlorotoluene	11.08	91	97295	11.33	ppb	93
91) Tert-Butylbenzene	11.40	119	61432	11.61	ppb	98
92) 1,2,4-Trimethylbenzene	11.45	105	107784	11.63	ppb	96
93) Sec-Butylbenzene	11.62	105	116682	11.90	ppb	99
94) p-Isopropyltoluene	11.77	119	112783	11.17	ppb	97
95) Benzyl Chloride	11.95	91	24563	9.57	ppb	91
96) 1,3-DCB	11.71	146	71698	11.78	ppb	96
97) 1,4-DCB	11.80	146	68862	11.29	ppb	98
98) n-Butylbenzene	12.17	91	65317	10.33	ppb	97
99) 1,2-DCB	12.17	146	68597	11.44	ppb	97
100) Hexachloroethane	12.41	117	18403	11.10	ppb	87
101) 1,2-Dibromo-3-chloropropan	12.95	75	4793	10.25	ppb	89
102) 1,2,4-Trichlorobenzene	13.77	180	18144	8.74	ppb #	85
103) Hexachlorobutadiene	13.95	225	24881	9.85	ppb	94
104) Naphthalene	14.01	128	32005	9.90	ppb #	91
105) 1,2,3-Trichlorobenzene	14.25	180	22052	9.33	ppb	96

VOLATILE ORGANIC ANALYSIS BY
EPA METHOD 8260B

Form 7

Continuing Calibration

Lab Name: APPL, Inc.
Case No: _____
Matrix: Water

SDG No: _____
Date Analyzed: 10/14/2021
Instrument: Max
Initial Cal. Date: 10/8/2021
Data File: 1014M31.D

		Compound	MEAN	CCRF	%D	%Drift	
1	I	Fluorobenzene (IS)	ISTD			I	
2	TM	Chlorotrifluoroethene	0.0000	0.0143	0.00	TM	
3	TM	Dichlorodifluoromethane	0.1281	0.1543	22	TM	*NT
4	TM	Freon 114	0.1110	0.0872	21	TM	*NT
5	TM**L	Chloromethane	0.0913	0.0867	5.1	TM**L	12
6	TM*	Vinyl chloride	0.0923	0.1020	11	TM*	
7	TM	2-Chloro-1,1,1-trifluoroethane	0.0000	0.0025	0.00	TM	
8	TML	Bromomethane	0.0630	0.0866	37	TML	40 *NT
9	TML	Chloroethane	0.0864	0.0700	19	TML	14
10	TM	Dichlorofluoromethane	0.2082	0.2141	2.8	TM	
11	TM	Trichlorofluoromethane	0.2364	0.3045	29	TM	*NT
12	TM	2,2-Dichloro-1,1,1-trifluoroethane	0.0000	0.0003	0.00	TM	
13	TM	Acrolein	0.0245	0.0099	60	TM	*NT
14	TM	Acetone	0.0282	0.0291	3.1	TM	
15	TM	Freon-113	0.1110	0.1137	2.4	TM	
16	TM	Acetonitrile	0.0080	0.0068	15	TM	
17	TML	2-propanol	0.0000	0.0012	0.00	TML	
18	TM	1,2-Dichlorotrifluoroethane	0.2083	0.2141	2.8	TM	
19	TM*	1,1-DCE	0.1438	0.1755	22	TM*	*NT
20	TMQ	t-Butanol	0.0108	0.0087	20	TMQ	17
21	TM	Methyl Acetate	0.0507	0.0500	1.4	TM	
22	TML	Iodomethane	0.0846	0.0996	18	TML	1.1
23	TML	Acrylonitrile	0.0241	0.0312	29	TML	11
24	TM	2-Methylpentane	0.0000	0.0004	0.00	TM	
25	TM	Methylene chloride	0.1037	0.1128	8.8	TM	
26	TM	Carbon disulfide	0.1401	0.1363	2.7	TM	
27	TM	Methyl t-butyl ether (MtBE)	0.3351	0.3533	5.4	TM	
28	TML	Trans-1,2-DCE	0.0890	0.1072	21	TML	5.2
29	TML	3-Methylpentane	0.0548	0.0602	9.8	TML	6.6
30	TM	Hexane	0.0000	0.0004	0.00	TM	
31	TM	Diisopropyl Ether	0.2335	0.2233	4.4	TM	
32	TM**	1,1-DCA	0.1712	0.1790	4.5	TM**	
33	TM	Ethyl tert Butyl Ether	0.3076	0.2802	8.9	TM	
34	TML	Methylcyclopentane	0.0000	0.0106	0.00	TML	
35	TM	MEK (2-Butanone)	0.0330	0.0305	7.4	TM	
36	TM	Cis-1,2-DCE	0.1196	0.1257	5.1	TM	
37	TM	2,2-Dichloropropane	0.2211	0.1811	18	TM	
38	TM*	Chloroform	0.2322	0.2466	6.2	TM*	
39	TML	Bromochloromethane	0.0837	0.0999	19	TML	9.4
40	S	Dibromofluoromethane(S)	0.3011	0.3205	6.4	S	

Average

11.5

VOLATILE ORGANIC ANALYSIS BY
EPA METHOD 8260B

Form 7

Continuing Calibration

Lab Name: APPL, Inc.
Case No: _____
Matrix: Water

SDG No: _____
Date Analyzed: 10/14/2021
Instrument: Max
Cal. Date: 10/8/2021
Data File: 1014M31.D

		Compound	MEAN	CCRF	%D	%Drift
41	TM	1,1,1-TCA	0.2447	0.2799	14	TM
42	TM	Cyclohexane	0.0754	0.0770	2.2	TM
43	TM	1,1-Dichloropropene	0.1385	0.1519	9.7	TM
44	TM	2,2,4-Trimethylpentane	0.2271	0.1749	23	TM
45	S	1,2-DCA-D4(S)	0.2051	0.2106	2.7	S
46	TM	Carbon Tetrachloride	0.2213	0.2655	20	TM
47	TM	Tert Amyl Methyl Ether	0.3041	0.2801	7.9	TM
48	TM	1,2-DCA	0.2129	0.2430	14	TM
49	TM	Benzene	0.3878	0.4224	8.9	TM
50	TML	TCE	0.1287	0.1351	5.0	TML 11
51	TM	2-Pentanone	0.0554	0.0527	5.0	TM
52	TM*L	1,2-Dichloropropane	0.0444	0.0492	11	TM*L 17
53	TM	Bromodichloromethane	0.1815	0.1967	8.4	TM
54	TML	Methyl Cyclohexane	0.1552	0.1497	3.5	TML 3.4
55	TM	Dibromomethane	0.0689	0.0775	12	TM
56	TM	MIBK (methyl isobutyl ketone)	0.0755	0.0668	12	TM
57	TM	1-Bromo-2-chloroethane	0.0260	0.0293	13	TM
58	TM	2-Chloroethyl vinyl ether	0.0000	0.0000	0.00	TM
59	TM	Cis-1,3-Dichloropropene	0.1718	0.1702	0.96	TM
60	TM*	Toluene	0.4785	0.5013	4.8	TM*
61	TM	Trans-1,3-Dichloropropene	0.1760	0.1681	4.5	TM
62	TM	1,1,2-TCA	0.0748	0.0755	0.95	TM
63	TM	2-Hexanone	0.0538	0.0437	19	TM
64	I	Chlorobenzene-D5 (IS)	ISTD			I
65	S	Toluene-D8(S)	1.130	1.139	0.84	S
66	TM	1,2-EDB	0.1103	0.1243	13	TM
67	TM	Tetrachloroethene	0.1082	0.1192	10	TM
68	TM	1-Chlorohexane	0.1006	0.0937	6.9	TM
69	TM	1,1,1,2-Tetrachloroethane	0.1807	0.1881	4.1	TM
70	TM	m&p-Xylene	0.2729	0.2834	3.8	TM
71	TM	o-Xylene	0.2769	0.2884	4.2	TM
72	TM	Styrene	0.4516	0.4513	0.08	TM
73	S	4-Bromofluorobenzene(S)	0.4899	0.4546	7.2	S
74	TM	1,3-Dichloropropane	0.1692	0.1867	10	TM
75	TM	Dibromochloromethane	0.1711	0.1889	10	TM
76	TM**	Chlorobenzene	0.4165	0.4317	3.6	TM**
77	TM*	Ethylbenzene	0.6296	0.6831	8.5	TM*
78	TM**	Bromoform	0.1427	0.1426	0.06	TM**
79	I	1,4-Dichlorobenzene-D (IS)	ISTD			I
80	TM	Isopropylbenzene	1.087	1.085	0.18	TM

*NT

Average

7.5

VOLATILE ORGANIC ANALYSIS BY
EPA METHOD 8260B

Form 7

Continuing Calibration

Lab Name: APPL, Inc.
Case No: _____
Matrix: Water

SDG No: _____
Date Analyzed: 10/14/2021
Instrument: Max
Cal. Date: 10/8/2021
Data File: 1014M31.D

		Compound	MEAN	CCRF	%D	%Drift	
81	TM**	1,1,2,2-Tetrachloroethane	0.1813	0.1591	12	TM**	
82	TML	1,2,3-Trichloropropane	0.0838	0.0982	17	TML	12
83	TML	t-1,4-Dichloro-2-Butene	0.0498	0.0410	18	TML	26 *NT
84	TM	Bromobenzene	0.3723	0.3738	0.42	TM	
85	TM	n-Propylbenzene	1.087	1.110	2.2	TM	
86	TM	4-Ethyltoluene	1.023	1.034	1.1	TM	
87	TM	2-Chlorotoluene	0.8480	0.8773	3.5	TM	
88	TM	1,3,5-Trimethylbenzene	0.9303	1.033	11	TM	
89	TM	4-Chlorotoluene	0.8557	0.8586	0.34	TM	
90	TM	Tert-Butylbenzene	0.5275	0.5744	8.9	TM	
91	TML	1,2,4-Trimethylbenzene	0.8583	0.9462	10	TML	2.7
92	TM	Sec-Butylbenzene	0.9776	1.056	8.1	TM	
93	TML	p-Isopropyltoluene	0.8661	1.026	18	TML	2.3
94	TM	Benzyl Chloride	0.2559	0.1525	40	TM	*NT
95	TM	1,3-DCB	0.6067	0.6573	8.3	TM	
96	TML	1,4-DCB	0.6582	0.6424	2.4	TML	5.3
97	TML	n-Butylbenzene	0.4850	0.5585	15	TML	10.0
98	TM	1,2-DCB	0.5974	0.6364	6.5	TM	
99	TML	Hexachloroethane	0.1734	0.1562	9.9	TML	5.9
100	TML	1,2-Dibromo-3-chloropropane	0.0397	0.0410	3.4	TML	10
101	TML	1,2,4-Trichlorobenzene	0.1544	0.1987	29	TML	6.1
102	TML	Hexachlorobutadiene	0.2019	0.2299	14	TML	8.0
103	TMQ	Naphthalene	0.2946	0.3458	17	TMQ	6.1
104	TML	1,2,3-Trichlorobenzene	0.1831	0.2448	34	TML	0.34
105							
106							
107							
108							
109							
110							
111							
112							
113							
114							
115							
116							
117							
118							
119							
120							

Average

12.1

Quantitation Report (Not Reviewed)

Data File : M:\MAX\DATA\211008\1014M31.D
 Acq On : 14 Oct 21 23:42
 Sample : 211014B CCV/LCS 10ug/L
 Misc : IS&S 8/4/21

Vial: 31
 Operator: LP,DG,CH
 Inst : Max
 Multiplr: 1.00

Quant Time: Nov 9 4:34 2021

Quant Results File: M1008W.RES

Quant Method : M:\MAX\DATA\211008\M1008W.M (RTE Integrator)
 Title : METHOD 8260B
 Last Update : Mon Oct 11 11:16:12 2021
 Response via : Initial Calibration
 DataAcq Meth : M8260

Internal Standards	R.T.	QIon	Response	Conc	Units	Dev (Min)
1) Fluorobenzene (IS)	6.34	96	389654	25.00	ppb	0.05
65) Chlorobenzene-D5 (IS)	9.50	117	345061	25.00	ppb	0.04
80) 1,4-Dichlorobenzene-D (IS)	11.82	152	230319	25.00	ppb	0.04
System Monitoring Compounds						
41) Dibromofluoromethane (S)	5.55	111	124882	26.61	ppb	0.05
Spiked Amount	25.000		Recovery	=	106.432%	
46) 1,2-DCA-D4 (S)	5.94	65	82056	25.67	ppb	0.05
Spiked Amount	25.000		Recovery	=	102.700%	
66) Toluene-D8 (S)	8.05	98	393093	25.21	ppb	0.04
Spiked Amount	25.000		Recovery	=	100.836%	
74) 4-Bromofluorobenzene (S)	10.67	95	156816	23.19	ppb	0.04
Spiked Amount	25.000		Recovery	=	92.764%	
Target Compounds						
3) Dichlorodifluoromethane	1.18	85	24048	12.24	ppb	95
4) Freon 114	1.28	85	13592	7.86	ppb	97
5) Chloromethane	1.33	50	13515	11.17	ppb	95
6) Vinyl chloride	1.42	62	15891	11.05	ppb	92
8) Bromomethane	1.68	94	13490	13.95	ppb	100
9) Chloroethane	1.77	64	10915	11.42	ppb	93
10) Dichlorofluoromethane	1.97	67	33363	10.28	ppb	98
11) Trichlorofluoromethane	2.00	101	47465	12.88	ppb	94
13) Acrolein	2.43	56	23131	60.53	ppb	99
14) Acetone	2.61	43	22644	51.56	ppb	88
15) Freon-113	2.52	151	17726	10.24	ppb	93
16) Acetonitrile	2.92	41	13182	106.05	ppb	# 70
18) 1,2-Dichlorotrifluoroethan	1.97	67	33363	10.28	ppb	100
19) 1,1-DCE	2.50	61	27361	12.21	ppb	90
20) t-Butanol	3.33	59	16899	104.04	ppb	# 87
21) Methyl Acetate	2.99	43	7791	9.86	ppb	99
22) Iodomethane	2.65	142	15517	10.11	ppb	92
23) Acrylonitrile	3.43	53	4857	11.08	ppb	97
25) Methylene chloride	3.08	84	17580	10.88	ppb	86
26) Carbon disulfide	2.71	76	21248	9.73	ppb	97
27) Methyl t-butyl ether (MtBE)	3.46	73	55066	10.54	ppb	98
28) Trans-1,2-DCE	3.42	96	16713	10.52	ppb	93
29) 3-Methylpentane	3.46	57	9381	10.66	ppb	91
31) Diisopropyl Ether	4.24	45	34808	9.56	ppb	88
32) 1,1-DCA	4.05	63	27900	10.45	ppb	93
34) Ethyl tert Butyl Ether	4.77	59	43680	9.11	ppb	93
36) MEK (2-Butanone)	4.98	43	23772	46.28	ppb	91

(#) = qualifier out of range (945 of 448) manual integration
 1014M31.D M1008W.M Wed Nov 10 11:06:51 2021

Quantitation Report (Not Reviewed)

Data File : M:\MAX\DATA\211008\1014M31.D
 Acq On : 14 Oct 21 23:42
 Sample : 211014B CCV/LCS 10ug/L
 Misc : IS&S 8/4/21

Vial: 31
 Operator: LP,DG,CH
 Inst : Max
 Multiplr: 1.00

Quant Time: Nov 9 4:34 2021

Quant Results File: M1008W.RES

Quant Method : M:\MAX\DATA\211008\M1008W.M (RTE Integrator)
 Title : METHOD 8260B
 Last Update : Mon Oct 11 11:16:12 2021
 Response via : Initial Calibration
 DataAcq Meth : M8260

Compound	R.T.	QIon	Response	Conc	Unit	Qvalue
37) Cis-1,2-DCE	4.90	96	19586	10.51	ppb	85
38) 2,2-Dichloropropane	4.88	77	28229	8.19	ppb #	88
39) Chloroform	5.36	83	38437	10.62	ppb	94
40) Bromochloromethane	5.21	130	15570	10.94	ppb #	81
42) 1,1,1-TCA	5.53	97	43632	11.44	ppb	95
43) Cyclohexane	5.58	41	12008	10.22	ppb	94
44) 1,1-Dichloropropene	5.75	75	23674	10.97	ppb	97
45) 2,2,4-Trimethylpentane	6.11	57	27255	7.70	ppb	97
47) Carbon Tetrachloride	5.73	117	41384	12.00	ppb	100
48) Tert Amyl Methyl Ether	6.18	73	43655	9.21	ppb #	95
49) 1,2-DCA	6.03	62	37876	11.42	ppb	97
50) Benzene	5.99	78	65841	10.89	ppb	94
51) TCE	6.75	95	21060	11.15	ppb	93
52) 2-Pentanone	7.00	43	102628	118.76	ppb	99
53) 1,2-Dichloropropane	7.00	63	7666	11.75	ppb	99
54) Bromodichloromethane	7.31	83	30656	10.84	ppb	87
55) Methyl Cyclohexane	6.93	83	23336	9.66	ppb	97
56) Dibromomethane	7.11	93	12082	11.25	ppb	91
57) MIBK (methyl isobutyl ket	7.97	43	52047	44.23	ppb	95
58) 1-Bromo-2-chloroethane	7.62	144	4561	11.28	ppb #	64
60) Cis-1,3-Dichloropropene	7.79	75	26527	9.90	ppb #	92
61) Toluene	8.11	91	78129	10.48	ppb	99
62) Trans-1,3-Dichloropropene	8.37	75	26196	9.55	ppb	96
63) 1,1,2-TCA	8.55	83	11769	10.10	ppb	85
64) 2-Hexanone	8.82	43	34034	40.58	ppb	95
67) 1,2-EDB	9.03	107	17150	11.26	ppb	89
68) Tetrachloroethene	8.66	164	16456	11.02	ppb	95
69) 1-Chlorohexane	9.53	91	12928	9.31	ppb	93
70) 1,1,1,2-Tetrachloroethane	9.61	131	25959	10.41	ppb	92
71) m&p-Xylene	9.77	106	78223	20.77	ppb	94
72) o-Xylene	10.16	106	39803	10.42	ppb	97
73) Styrene	10.17	104	62285	9.99	ppb	99
75) 1,3-Dichloropropane	8.71	76	25774	11.04	ppb	97
76) Dibromochloromethane	8.93	129	26071	11.04	ppb	99
77) Chlorobenzene	9.52	112	59584	10.36	ppb	98
78) Ethylbenzene	9.65	91	94284	10.85	ppb	95
79) Bromoform	10.35	173	19685	9.99	ppb	92
81) Isopropylbenzene	10.53	105	99942	9.98	ppb	99
82) 1,1,2,2-Tetrachloroethane	10.84	83	14653	8.77	ppb	86
83) 1,2,3-Trichloropropane	10.87	110	9045	11.23	ppb	86
84) t-1,4-Dichloro-2-Butene	10.89	53	3781	7.36	ppb	87
85) Bromobenzene	10.81	156	34441	10.04	ppb	94

(#) = qualifier out of range (346 of 448) manual integration
 1014M31.D M1008W.M Wed Nov 10 11:06:51 2021

Quantitation Report (Not Reviewed)

Data File : M:\MAX\DATA\211008\1014M31.D
 Acq On : 14 Oct 21 23:42
 Sample : 211014B CCV/LCS 10ug/L
 Misc : IS&S 8/4/21

Vial: 31
 Operator: LP,DG,CH
 Inst : Max
 Multiplr: 1.00

Quant Time: Nov 9 4:34 2021

Quant Results File: M1008W.RES

Quant Method : M:\MAX\DATA\211008\M1008W.M (RTE Integrator)
 Title : METHOD 8260B
 Last Update : Mon Oct 11 11:16:12 2021
 Response via : Initial Calibration
 DataAcq Meth : M8260

Compound	R.T.	QIon	Response	Conc	Unit	Qvalue
86) n-Propylbenzene	10.94	91	102285	10.22	ppb	95
87) 4-Ethyltoluene	11.06	105	95248	10.11	ppb	100
88) 2-Chlorotoluene	11.01	91	80819	10.35	ppb	99
89) 1,3,5-Trimethylbenzene	11.12	105	95183	11.11	ppb	96
90) 4-Chlorotoluene	11.12	91	79102	10.03	ppb	89
91) Tert-Butylbenzene	11.44	119	52920	10.89	ppb	97
92) 1,2,4-Trimethylbenzene	11.49	105	87168	10.27	ppb	99
93) Sec-Butylbenzene	11.66	105	97330	10.81	ppb	99
94) p-Isopropyltoluene	11.81	119	94505	10.23	ppb	98
95) Benzyl Chloride	11.99	91	14049	5.96	ppb	95
96) 1,3-DCB	11.75	146	60554	10.83	ppb	97
97) 1,4-DCB	11.84	146	59185	10.53	ppb	95
98) n-Butylbenzene	12.21	91	51452	9.00	ppb	95
99) 1,2-DCB	12.21	146	58634	10.65	ppb	98
100) Hexachloroethane	12.45	117	14391	9.41	ppb	89
101) 1,2-Dibromo-3-chloropropan	12.98	75	3779	8.97	ppb	82
102) 1,2,4-Trichlorobenzene	13.81	180	18304	9.39	ppb	93
103) Hexachlorobutadiene	13.98	225	21178	9.20	ppb	95
104) Naphthalene	14.05	128	31862	10.61	ppb	97
105) 1,2,3-Trichlorobenzene	14.29	180	22554	10.03	ppb	95

Quantitation Report


Data File : M:\MAX\DATA\211008\1014M31.D
Acq On : 14 Oct 21 23:42
Sample : 211014B CCV/LCS 10ug/L
Misc : IS&S 8/4/21

Vial: 31
Operator: LP,DG,CH
Inst : Max
Multiplr: 1.00

Quant Time: Nov 9 4:34 2021

Quant Results File: M1008W.RES

Method : M:\MAX\DATA\211008\M1008W.M (RTE Integrator)
Title : METHOD 8260B
Last Update : Mon Oct 11 11:16:12 2021
Response via : Initial Calibration



VOLATILE ORGANIC ANALYSIS BY
EPA METHOD 8260B

Form 7

Ending Continuing Calibration

Lab Name: APPL, Inc.
Case No: _____
Matrix: Water

SDG No: _____
Date Analyzed: 10/15/2021
Instrument: Max
Initial Cal. Date: 10/8/2021
Data File: 1014M52.D

		Compound	MEAN	CCRF	%D	%Drift
1	I	Fluorobenzene (IS)	ISTD			I
2	TM	Chlorotrifluoroethene	0.0000	0.0030	0.00	TM
3	TM	Dichlorodifluoromethane	0.1261	0.1040	17	TM
4	TM	Freon 114	0.1110	0.0890	20	TM
5	TM**L	Chloromethane	0.0913	0.0798	13	TM**L 2.7
6	TM*	Vinyl chloride	0.0923	0.0936	1.5	TM*
7	TM	2-Chloro-1,1,1-trifluoroethane	0.0000	0.0023	0.00	TM
8	TML	Bromomethane	0.0630	0.0833	32	TML 34
9	TML	Chloroethane	0.0864	0.0715	17	TML 17
10	TM	Dichlorofluoromethane	0.2082	0.2229	7.1	TM
11	TM	Trichlorofluoromethane	0.2364	0.2376	0.49	TM
12	TM	2,2-Dichloro-1,1,1-trifluoroethane	0.0000	0.0001	0.00	TM
13	TM	Acrolein	0.0245	0.0077	69	TM
14	TM	Acetone	0.0282	0.0304	7.9	TM
15	TM	Freon-113	0.1110	0.1067	3.9	TM
16	TM	Acetonitrile	0.0080	0.0073	8.0	TM
17	TML	2-propanol	0.0000	0.0000	0.00	TML
18	TM	1,2-Dichlorotrifluoroethane	0.2083	0.2229	7.0	TM
19	TM*	1,1-DCE	0.1438	0.1655	15	TM*
20	TMQ	t-Butanol	0.0108	0.0104	3.7	TMQ 5.4
21	TM	Methyl Acetate	0.0507	0.0497	2.0	TM
22	TML	Iodomethane	0.0846	0.0954	13	TML 2.5
23	TML	Acrylonitrile	0.0241	0.0259	7.5	TML 7.3
24	TM	Methylene chloride	0.1037	0.1157	12	TM
25	TM	Carbon disulfide	0.1401	0.1388	0.89	TM
26	TM	Methyl t-butyl ether (MtBE)	0.3351	0.3578	6.8	TM
27	TML	Trans-1,2-DCE	0.0890	0.1202	35	TML 19
28	TML	3-Methylpentane	0.0548	0.0633	15	TML 12
29	TM	Hexane	0.0000	0.0003	0.00	TM
30	TM	Diisopropyl Ether	0.2335	0.2556	9.5	TM
31	TM**	1,1-DCA	0.1712	0.1839	7.4	TM**
32	TM	Ethyl tert Butyl Ether	0.3076	0.2979	3.1	TM
33	TML	Methylcyclopentane	0.0000	0.0147	0.00	TML
34	TM	MEK (2-Butanone)	0.0330	0.0329	0.27	TM
35	TM	Cis-1,2-DCE	0.1196	0.1291	8.0	TM
36	TM	2,2-Dichloropropane	0.2211	0.1607	27	TM
37	TM*	Chloroform	0.2322	0.2599	12	TM*
38	TML	Bromochloromethane	0.0837	0.1035	24	TML 14
39	S	Dibromofluoromethane(S)	0.3011	0.2960	1.7	S
40	TM	1,1,1-TCA	0.2447	0.2789	14	TM

*NT

Average

10.8

VOLATILE ORGANIC ANALYSIS BY
EPA METHOD 8260B

Form 7

Ending Continuing Calibration

Lab Name: APPL, Inc.
Case No: _____
Matrix: Water

SDG No: _____
Date Analyzed: 10/15/2021
Instrument: Max
Cal. Date: 10/8/2021
Data File: 1014M52.D

		Compound	MEAN	CCRF	%D	%Drift
41	TM	Cyclohexane	0.0754	0.0742	1.6	TM
42	TM	1,1-Dichloropropene	0.1385	0.1472	6.3	TM
43	TM	2,2,4-Trimethylpentane	0.2271	0.1560	31	TM
44	S	1,2-DCA-D4(S)	0.2051	0.2116	3.2	S
45	TM	Carbon Tetrachloride	0.2213	0.2592	17	TM
46	TM	Tert Amyl Methyl Ether	0.3041	0.2968	2.4	TM
47	TM	1,2-DCA	0.2129	0.2441	15	TM
48	TM	Benzene	0.3878	0.4285	10	TM
49	TML	TCE	0.1287	0.1508	17	TML 25
50	TM	2-Pentanone	0.0554	0.0557	0.47	TM
51	TM*L	1,2-Dichloropropane	0.0444	0.0489	10	TM*L 17
52	TM	Bromodichloromethane	0.1815	0.1947	7.3	TM
53	TML	Methyl Cyclohexane	0.1552	0.1434	7.6	TML 7.9
54	TM	Dibromomethane	0.0689	0.0781	13	TM
55	TM	MIBK (methyl isobutyl ketone)	0.0755	0.0719	4.8	TM
56	TM	1-Bromo-2-chloroethane	0.0260	0.0306	18	TM
57	TM	2-Chloroethyl vinyl ether	0.0000	0.0001	0.00	TM
58	TM	Cis-1,3-Dichloropropene	0.1718	0.1703	0.88	TM
59	TM*	Toluene	0.4785	0.5218	9.0	TM*
60	TM	Trans-1,3-Dichloropropene	0.1760	0.1753	0.39	TM
61	TM	1,1,2-TCA	0.0748	0.0703	6.0	TM
62	TM	2-Hexanone	0.0538	0.0468	13	TM
63	I	Chlorobenzene-D5 (IS)	ISTD			I
64	S	Toluene-D8(S)	1.130	1.132	0.19	S
65	TM	1,2-EDB	0.1103	0.1246	13	TM
66	TM	Tetrachloroethene	0.1082	0.1359	26	TM
67	TM	1-Chlorohexane	0.1006	0.0879	13	TM
68	TM	1,1,1,2-Tetrachloroethane	0.1807	0.1991	10	TM
69	TM	m&p-Xylene	0.2729	0.2833	3.8	TM
70	TM	o-Xylene	0.2769	0.2858	3.2	TM
71	TM	Styrene	0.4516	0.4761	5.4	TM
72	S	4-Bromofluorobenzene(S)	0.4899	0.4596	6.2	S
73	TM	1,3-Dichloropropane	0.1692	0.1827	8.0	TM
74	TM	Dibromochloromethane	0.1711	0.1939	13	TM
75	TM**	Chlorobenzene	0.4165	0.4427	6.3	TM**
76	TM*	Ethylbenzene	0.6296	0.6986	11	TM*
77	TM**	Bromoform	0.1427	0.1565	9.7	TM**
78	I	1,4-Dichlorobenzene-D (IS)	ISTD			I
79	TM	Isopropylbenzene	1.087	1.127	3.7	TM
80	TM**	1,1,2,2-Tetrachloroethane	0.1813	0.1559	14	TM**
Average					9.0	

VOLATILE ORGANIC ANALYSIS BY
EPA METHOD 8260B

Form 7

Ending Continuing Calibration

Lab Name: APPL, Inc.
Case No: _____
Matrix: Water

SDG No: _____
Date Analyzed: 10/15/2021
Instrument: Max
Cal. Date: 10/8/2021
Data File: 1014M52.D

		Compound	MEAN	CCRF	%D	%Drift
81	TML	1,2,3-Trichloropropane	0.0838	0.1071	28	TML 23
82	TML	t-1,4-Dichloro-2-Butene	0.0498	0.0390	22	TML 30
83	TM	Bromobenzene	0.3723	0.3800	2.1	TM
84	TM	n-Propylbenzene	1.087	1.165	7.1	TM
85	TM	4-Ethyltoluene	1.023	1.063	3.9	TM
86	TM	2-Chlorotoluene	0.8480	0.9324	10.0	TM
87	TM	1,3,5-Trimethylbenzene	0.9303	0.9979	7.3	TM
88	TM	4-Chlorotoluene	0.8557	0.8966	4.8	TM
89	TM	Tert-Butylbenzene	0.5275	0.5871	11	TM
90	TML	1,2,4-Trimethylbenzene	0.8583	0.9808	14	TML 6.4
91	TM	Sec-Butylbenzene	0.9776	1.055	7.9	TM
92	TML	p-Isopropyltoluene	0.8661	0.9956	15	TML 0.57
93	TM	Benzyl Chloride	0.2559	0.1169	54	TM
94	TM	1,3-DCB	0.6067	0.6508	7.3	TM
95	TML	1,4-DCB	0.6582	0.6243	5.2	TML 2.2
96	TML	n-Butylbenzene	0.4850	0.5341	10	TML 13
97	TM	1,2-DCB	0.5974	0.6455	8.1	TM
98	TML	Hexachloroethane	0.1734	0.1642	5.3	TML 0.90
99	TML	1,2-Dibromo-3-chloropropane	0.0397	0.0454	14	TML 2.1
100	TML	1,2,4-Trichlorobenzene	0.1544	0.1711	11	TML 16
101	TML	Hexachlorobutadiene	0.2019	0.2278	13	TML 8.8
102	TMQ	Naphthalene	0.2946	0.3158	7.2	TMQ 1.8
103	TML	1,2,3-Trichlorobenzene	0.1831	0.2245	23	TML 5.4
104						
105						
106						
107						
108						
109						
110						
111						
112						
113						
114						
115						
116						
117						
118						
119						
120						

*NT

Average

12.7

Data File : M:\MAX\DATA\211008\1014M52.D
 Acq On : 15 Oct 21 9:36
 Sample : Ending CCV 10ug/L 10/14/21
 Misc : IS&S 8/4/21

Vial: 52
 Operator: LP,DG,CH
 Inst : Max
 Multiplr: 1.00

Quant Time: Nov 9 4:35 2021

Quant Results File: M1008W.RES

Quant Method : M:\MAX\DATA\211008\M1008W.M (RTE Integrator)
 Title : METHOD 8260B
 Last Update : Mon Oct 11 11:16:12 2021
 Response via : Initial Calibration
 DataAcq Meth : M8260

Internal Standards	R.T.	QIon	Response	Conc	Units	Dev (Min)
1) Fluorobenzene (IS)	6.34	96	412336	25.00	ppb	0.05
65) Chlorobenzene-D5 (IS)	9.50	117	371067	25.00	ppb	0.05
80) 1,4-Dichlorobenzene-D (IS)	11.82	152	237029	25.00	ppb	0.05
System Monitoring Compounds						
41) Dibromofluoromethane(S)	5.55	111	122034	24.57	ppb	0.06
Spiked Amount	25.000		Recovery	=	98.284%	
46) 1,2-DCA-D4(S)	5.95	65	87248	25.80	ppb	0.05
Spiked Amount	25.000		Recovery	=	103.188%	
66) Toluene-D8(S)	8.05	98	419999	25.05	ppb	0.05
Spiked Amount	25.000		Recovery	=	100.188%	
74) 4-Bromofluorobenzene(S)	10.68	95	170524	23.45	ppb	0.04
Spiked Amount	25.000		Recovery	=	93.804%	
Target Compounds						
3) Dichlorodifluoromethane	1.18	85	17160	8.25	ppb	91
4) Freon 114	1.28	85	14677	8.02	ppb	95
5) Chloromethane	1.33	50	13170	10.27	ppb	89
6) Vinyl chloride	1.42	62	15443	10.15	ppb	91
8) Bromomethane	1.68	94	13744	13.43	ppb	93
9) Chloroethane	1.77	64	11800	11.66	ppb	96
10) Dichlorofluoromethane	1.97	67	36771	10.71	ppb	96
11) Trichlorofluoromethane	2.00	101	39183	10.05	ppb	96
13) Acrolein	2.43	56	19001	46.99	ppb	85
14) Acetone	2.61	43	25065	53.93	ppb	95
15) Freon-113	2.53	151	17594	9.61	ppb	97
16) Acetonitrile	2.92	41	15131	115.03	ppb	# 85
18) 1,2-Dichlorotrifluoroethan	1.97	67	36771	10.70	ppb	100
19) 1,1-DCE	2.50	61	27290	11.51	ppb	92
20) t-Butanol	3.33	59	21481	118.25	ppb	# 88
21) Methyl Acetate	2.99	43	8196	9.80	ppb	92
22) Iodomethane	2.65	142	15731	9.75	ppb	94
23) Acrylonitrile	3.43	53	4278	9.27	ppb	# 84
25) Methylene chloride	3.08	84	19077	11.16	ppb	89
26) Carbon disulfide	2.71	76	22896	9.91	ppb	94
27) Methyl t-butyl ether (MtBE)	3.46	73	59007	10.68	ppb	99
28) Trans-1,2-DCE	3.42	96	19832	11.87	ppb	94
29) 3-Methylpentane	3.46	57	10441	11.24	ppb	# 97
31) Diisopropyl Ether	4.24	45	42155	10.95	ppb	# 83
32) 1,1-DCA	4.06	63	30339	10.74	ppb	92
34) Ethyl tert Butyl Ether	4.77	59	49140	9.69	ppb	91
36) MEK (2-Butanone)	4.98	43	27105	49.86	ppb	99

(#) = qualifier out of range (m) = manual integration
 1014M52.D M1008W.M Wed Nov 10 10:24:38 2021

Quantitation Report (Not Reviewed)

Data File : M:\MAX\DATA\211008\1014M52.D
 Acq On : 15 Oct 21 9:36
 Sample : Ending CCV 10ug/L 10/14/21
 Misc : IS&S 8/4/21

Vial: 52
 Operator: LP, DG, CH
 Inst : Max
 Multiplr: 1.00

Quant Time: Nov 9 4:35 2021

Quant Results File: M1008W.RES

Quant Method : M:\MAX\DATA\211008\M1008W.M (RTE Integrator)
 Title : METHOD 8260B
 Last Update : Mon Oct 11 11:16:12 2021
 Response via : Initial Calibration
 DataAcq Meth : M8260

Compound	R.T.	QIon	Response	Conc	Unit	Qvalue
37) Cis-1,2-DCE	4.91	96	21296	10.80	ppb	96
38) 2,2-Dichloropropane	4.89	77	26509	7.27	ppb	95
39) Chloroform	5.36	83	42863	11.19	ppb	92
40) Bromochloromethane	5.21	130	17076	11.36	ppb	92
42) 1,1,1-TCA	5.54	97	46003	11.40	ppb	97
43) Cyclohexane	5.58	41	12234	9.84	ppb	87
44) 1,1-Dichloropropene	5.75	75	24285	10.63	ppb	98
45) 2,2,4-Trimethylpentane	6.12	57	25737	6.87	ppb #	75
47) Carbon Tetrachloride	5.73	117	42756	11.71	ppb	98
48) Tert Amyl Methyl Ether	6.18	73	48958	9.76	ppb	98
49) 1,2-DCA	6.04	62	40260	11.47	ppb	99
50) Benzene	5.99	78	70672	11.05	ppb	98
51) TCE	6.75	95	24867	12.51	ppb	85
52) 2-Pentanone	7.01	43	114849	125.59	ppb	96
53) 1,2-Dichloropropane	6.99	63	8070	11.68	ppb #	89
54) Bromodichloromethane	7.31	83	32112	10.73	ppb	92
55) Methyl Cyclohexane	6.93	83	23646	9.21	ppb	99
56) Dibromomethane	7.12	93	12882	11.33	ppb	87
57) MIBK (methyl isobutyl ket	7.98	43	59257	47.59	ppb	95
58) 1-Bromo-2-chloroethane	7.62	144	5043	11.78	ppb #	64
60) Cis-1,3-Dichloropropene	7.79	75	28094	9.91	ppb	96
61) Toluene	8.12	91	86056	10.90	ppb	97
62) Trans-1,3-Dichloropropene	8.37	75	28909	9.96	ppb	93
63) 1,1,2-TCA	8.55	83	11600	9.40	ppb	99
64) 2-Hexanone	8.82	43	38578	43.47	ppb	91
67) 1,2-EDB	9.03	107	18488	11.29	ppb	97
68) Tetrachloroethene	8.66	164	20168	12.56	ppb	95
69) 1-Chlorohexane	9.53	91	13043	8.74	ppb	97
70) 1,1,1,2-Tetrachloroethane	9.62	131	29558	11.02	ppb	98
71) m&p-Xylene	9.77	106	84098	20.76	ppb	95
72) o-Xylene	10.16	106	42419	10.32	ppb	94
73) Styrene	10.18	104	70669	10.54	ppb	97
75) 1,3-Dichloropropane	8.71	76	27111	10.80	ppb	92
76) Dibromochloromethane	8.93	129	28774	11.33	ppb	89
77) Chlorobenzene	9.53	112	65716	10.63	ppb	95
78) Ethylbenzene	9.65	91	103693	11.10	ppb	96
79) Bromoform	10.35	173	23234	10.97	ppb	96
81) Isopropylbenzene	10.53	105	106880	10.37	ppb	96
82) 1,1,2,2-Tetrachloroethane	10.84	83	14785	8.60	ppb	95
83) 1,2,3-Trichloropropene	10.88	110	10156	12.28	ppb	97
84) t-1,4-Dichloro-2-Butene	10.90	53	3695	7.00	ppb #	60
85) Bromobenzene	10.81	156	36033	10.21	ppb	95

(#) = qualifier out of range (m) = manual integration
 1014M52.D M1008W.M Wed Nov 10 10:24:38 2021

Data File : M:\MAX\DATA\211008\1014M52.D
 Acq On : 15 Oct 21 9:36
 Sample : Ending CCV 10ug/L 10/14/21
 Misc : IS&S 8/4/21

Vial: 52
 Operator: LP, DG, CH
 Inst : Max
 Multiplr: 1.00

Quant Time: Nov 9 4:35 2021

Quant Results File: M1008W.RES

Quant Method : M:\MAX\DATA\211008\M1008W.M (RTE Integrator)
 Title : METHOD 8260B
 Last Update : Mon Oct 11 11:16:12 2021
 Response via : Initial Calibration
 DataAcq Meth : M8260

Compound	R.T.	QIon	Response	Conc	Unit	Qvalue
86) n-Propylbenzene	10.94	91	110408	10.71	ppb	97
87) 4-Ethyltoluene	11.06	105	100769	10.39	ppb	100
88) 2-Chlorotoluene	11.01	91	88400	11.00	ppb	99
89) 1,3,5-Trimethylbenzene	11.12	105	94616	10.73	ppb	99
90) 4-Chlorotoluene	11.12	91	85006	10.48	ppb	95
91) Tert-Butylbenzene	11.44	119	55664	11.13	ppb	99
92) 1,2,4-Trimethylbenzene	11.49	105	92988	10.64	ppb	96
93) Sec-Butylbenzene	11.66	105	100013	10.79	ppb	100
94) p-Isopropyltoluene	11.81	119	94390	9.94	ppb	97
95) Benzyl Chloride	11.99	91	11088	4.57	ppb	# 88
96) 1,3-DCB	11.75	146	61702	10.73	ppb	96
97) 1,4-DCB	11.84	146	59187	10.22	ppb	95
98) n-Butylbenzene	12.22	91	50639	8.65	ppb	95
99) 1,2-DCB	12.21	146	61205	10.81	ppb	99
100) Hexachloroethane	12.45	117	15567	9.91	ppb	96
101) 1,2-Dibromo-3-chloropropan	12.99	75	4301	9.79	ppb	# 83
102) 1,2,4-Trichlorobenzene	13.81	180	16220	8.39	ppb	83
103) Hexachlorobutadiene	13.99	225	21598	9.12	ppb	93
104) Naphthalene	14.05	128	29946	9.82	ppb	# 92
105) 1,2,3-Trichlorobenzene	14.30	180	21284	9.46	ppb	99

Quantitation Report


Data File : M:\MAX\DATA\211008\1014M52.D
Acq On : 15 Oct 21 9:36
Sample : Ending CCV 10ug/L 10/14/21
Misc : IS&S 8/4/21

Vial: 52
Operator: LP,DG,CH
Inst : Max
Multiplr: 1.00

Quant Time: Nov 9 4:35 2021

Quant Results File: M1008W.RES

Method : M:\MAX\DATA\211008\M1008W.M (RTE Integrator)
Title : METHOD 8260B
Last Update : Mon Oct 11 11:16:12 2021
Response via : Initial Calibration



ORGANICS
Raw Data

Data File : M:\MAX\DATA\211008\1014M44.D
 Acq On : 15 Oct 21 5:50
 Sample : BA42526W01
 Misc : IS&S 8/4/21

Vial: 44
 Operator: LP,DG,CH
 Inst : Max
 Multiplr: 1.00

Quant Time: Nov 10 12:11 2021

Quant Results File: M1008W.RES

Quant Method : M:\MAX\DATA\211008\M1008W.M (RTE Integrator)
 Title : METHOD 8260B
 Last Update : Mon Oct 11 11:16:12 2021
 Response via : Initial Calibration
 DataAcq Meth : M8260

Internal Standards	R.T.	QIon	Response	Conc	Units	Dev (Min)
1) Fluorobenzene (IS)	6.34	96	401351	25.00	ppb	0.05
65) Chlorobenzene-D5 (IS)	9.50	117	358025	25.00	ppb	0.05
80) 1,4-Dichlorobenzene-D (IS)	11.82	152	209094	25.00	ppb	0.05
System Monitoring Compounds						
41) Dibromofluoromethane (S)	5.56	111	127212	26.31	ppb	0.06
Spiked Amount						
						Recovery = 105.260%
46) 1,2-DCA-D4 (S)	5.95	65	86184	26.18	ppb	0.05
Spiked Amount						
						Recovery = 104.720%
66) Toluene-D8 (S)	8.05	98	406651	25.13	ppb	0.05
Spiked Amount						
						Recovery = 100.540%
74) 4-Bromofluorobenzene (S)	10.68	95	158902	22.65	ppb	0.04
Spiked Amount						
						Recovery = 90.592%

Target Compounds

Qvalue

Quantitation Report


Data File : M:\MAX\DATA\211008\1014M44.D
Acq On : 15 Oct 21 5:50
Sample : BA42526W01
Misc : IS&S 8/4/21

Vial: 44
Operator: LP, DG, CH
Inst : Max
Multiplr: 1.00

Quant Time: Nov 10 12:11 2021

Quant Results File: M1008W.RES

Method : M:\MAX\DATA\211008\M1008W.M (RTE Integrator)
Title : METHOD 8260B
Last Update : Mon Oct 11 11:16:12 2021
Response via : Initial Calibration



Data File : M:\MAX\DATA\211008\1014M45.D
 Acq On : 15 Oct 21 6:18
 Sample : BA42527W01
 Misc : IS&S 8/4/21

Vial: 45
 Operator: LP,DG,CH
 Inst : Max
 Multiplr: 1.00

Quant Time: Nov 10 12:12 2021

Quant Results File: M1008W.RES

Quant Method : M:\MAX\DATA\211008\M1008W.M (RTE Integrator)
 Title : METHOD 8260B
 Last Update : Mon Oct 11 11:16:12 2021
 Response via : Initial Calibration
 DataAcq Meth : M8260

Internal Standards	R.T.	QIon	Response	Conc	Units	Dev(Min)
1) Fluorobenzene (IS)	6.34	96	406505	25.00	ppb	0.05
65) Chlorobenzene-D5 (IS)	9.50	117	351523	25.00	ppb	0.04
80) 1,4-Dichlorobenzene-D (IS)	11.82	152	206534	25.00	ppb	0.04
System Monitoring Compounds						
41) Dibromofluoromethane(S)	5.55	111	125754	25.68	ppb	0.06
Spiked Amount						
						Recovery = 102.732%
46) 1,2-DCA-D4(S)	5.94	65	84448	25.33	ppb	0.05
Spiked Amount						
						Recovery = 101.312%
66) Toluene-D8(S)	8.05	98	399360	25.14	ppb	0.04
Spiked Amount						
						Recovery = 100.564%
74) 4-Bromofluorobenzene(S)	10.68	95	155519	22.58	ppb	0.04
Spiked Amount						
						Recovery = 90.304%

Target Compounds

Qvalue

Quantitation Report


Data File : M:\MAX\DATA\211008\1014M45.D
Acq On : 15 Oct 21 6:18
Sample : BA42527W01
Misc : IS&S 8/4/21

Vial: 45
Operator: LP, DG, CH
Inst : Max
Multiplr: 1.00

Quant Time: Nov 10 12:12 2021

Quant Results File: M1008W.RES

Method : M:\MAX\DATA\211008\M1008W.M (RTE Integrator)
Title : METHOD 8260B
Last Update : Mon Oct 11 11:16:12 2021
Response via : Initial Calibration



Data File : M:\MAX\DATA\211008\1014M46.D
 Acq On : 15 Oct 21 6:46
 Sample : BA42528W01
 Misc : IS&S 8/4/21

Vial: 46
 Operator: LP,DG,CH
 Inst : Max
 Multiplr: 1.00

Quant Time: Nov 10 12:13 2021

Quant Results File: M1008W.RES

Quant Method : M:\MAX\DATA\211008\M1008W.M (RTE Integrator)
 Title : METHOD 8260B
 Last Update : Mon Oct 11 11:16:12 2021
 Response via : Initial Calibration
 DataAcq Meth : M8260

Internal Standards	R.T.	QIon	Response	Conc	Units	Dev(Min)
1) Fluorobenzene (IS)	6.34	96	385348	25.00	ppb	0.05
65) Chlorobenzene-D5 (IS)	9.50	117	339224	25.00	ppb	0.04
80) 1,4-Dichlorobenzene-D (IS)	11.82	152	202710	25.00	ppb	0.04
System Monitoring Compounds						
41) Dibromofluoromethane(S)	5.56	111	120781	26.02	ppb	0.06
Spiked Amount						
						Recovery = 104.088%
46) 1,2-DCA-D4(S)	5.95	65	82400	26.07	ppb	0.05
Spiked Amount						
						Recovery = 104.280%
66) Toluene-D8(S)	8.05	98	387983	25.31	ppb	0.04
Spiked Amount						
						Recovery = 101.240%
74) 4-Bromofluorobenzene(S)	10.68	95	152260	22.90	ppb	0.04
Spiked Amount						
						Recovery = 91.620%

Target Compounds

Qvalue

Quantitation Report


Data File : M:\MAX\DATA\211008\1014M46.D
Acq On : 15 Oct 21 6:46
Sample : BA42528W01
Misc : IS&S 8/4/21

Vial: 46
Operator: LP,DG,CH
Inst : Max
Multiplr: 1.00

Quant Time: Nov 10 12:13 2021

Quant Results File: M1008W.RES

Method : M:\MAX\DATA\211008\M1008W.M (RTE Integrator)
Title : METHOD 8260B
Last Update : Mon Oct 11 11:16:12 2021
Response via : Initial Calibration



Quantitation Report (QT Reviewed)

Data File : M:\MAX\DATA\211008\1014M35.D
 Acq On : 15 Oct 21 1:35
 Sample : 211014B BLK
 Misc : IS&S 8/4/21

Vial: 35
 Operator: LP,DG,CH
 Inst : Max
 Multiplr: 1.00

Quant Time: Nov 9 4:39 2021

Quant Results File: M1008W.RES

Quant Method : M:\MAX\DATA\211008\M1008W.M (RTE Integrator)
 Title : METHOD 8260B
 Last Update : Mon Oct 11 11:16:12 2021
 Response via : Initial Calibration
 DataAcq Meth : M8260

Internal Standards	R.T.	QIon	Response	Conc	Units	Dev(Min)
1) Fluorobenzene (IS)	6.34	96	383683	25.00	ppb	0.05
65) Chlorobenzene-D5 (IS)	9.50	117	342549	25.00	ppb	0.04
80) 1,4-Dichlorobenzene-D (IS)	11.82	152	207970	25.00	ppb	0.04
System Monitoring Compounds						
41) Dibromofluoromethane(S)	5.55	111	120012	25.97	ppb	0.06
Spiked Amount	25.000					
					Recovery =	103.872%
46) 1,2-DCA-D4(S)	5.95	65	82960	26.36	ppb	0.05
Spiked Amount	25.000					
					Recovery =	105.444%
66) Toluene-D8(S)	8.05	98	390909	25.25	ppb	0.04
Spiked Amount	25.000					
					Recovery =	101.012%
74) 4-Bromofluorobenzene(S)	10.67	95	155029	23.09	ppb	0.04
Spiked Amount	25.000					
					Recovery =	92.380%

Target Compounds Qvalue

Quantitation Report


Data File : M:\MAX\DATA\211008\1014M35.D
Acq On : 15 Oct 21 1:35
Sample : 211014B BLK
Misc : IS&S 8/4/21

Vial: 35
Operator: LP, DG, CH
Inst : Max
Multiplr: 1.00

Quant Time: Nov 9 4:39 2021

Quant Results File: M1008W.RES

Method : M:\MAX\DATA\211008\M1008W.M (RTE Integrator)
Title : METHOD 8260B
Last Update : Mon Oct 11 11:16:12 2021
Response via : Initial Calibration

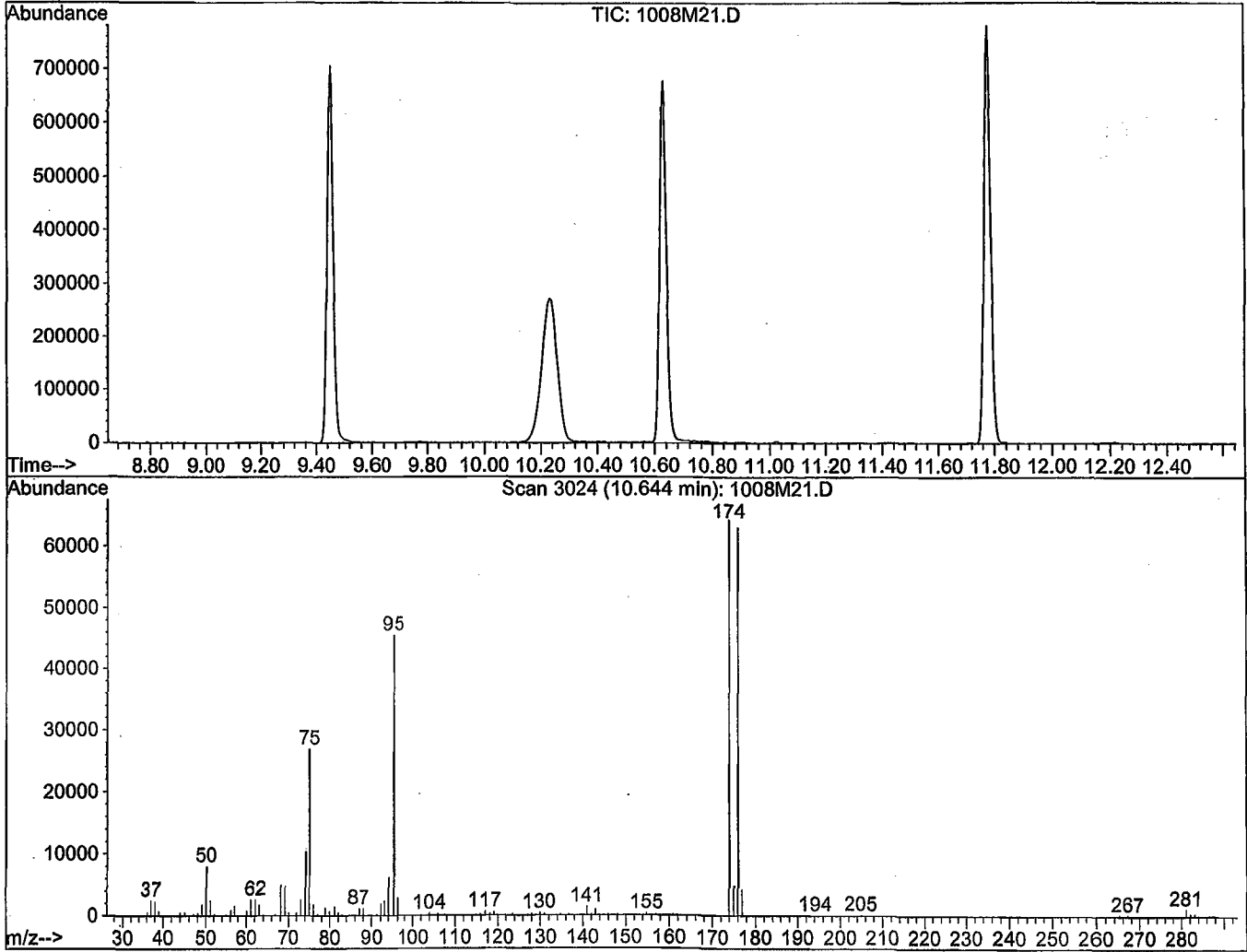


BFB

Data File : M:\MAX\DATA\211008\1008M21.D
Acq On : 8 Oct 21 16:14
Sample : 25ug/L BFB STD 7/13/21
Misc : IS&S 8/4/21

Vial: 1
Operator: LP,DG,CH
Inst : Max
Multiplr: 1.00

Method : M:\MAX\DATA\211008\M1008W.M (RTE Integrator)
Title : METHOD 8260B



Spectrum Information: Scan 3024

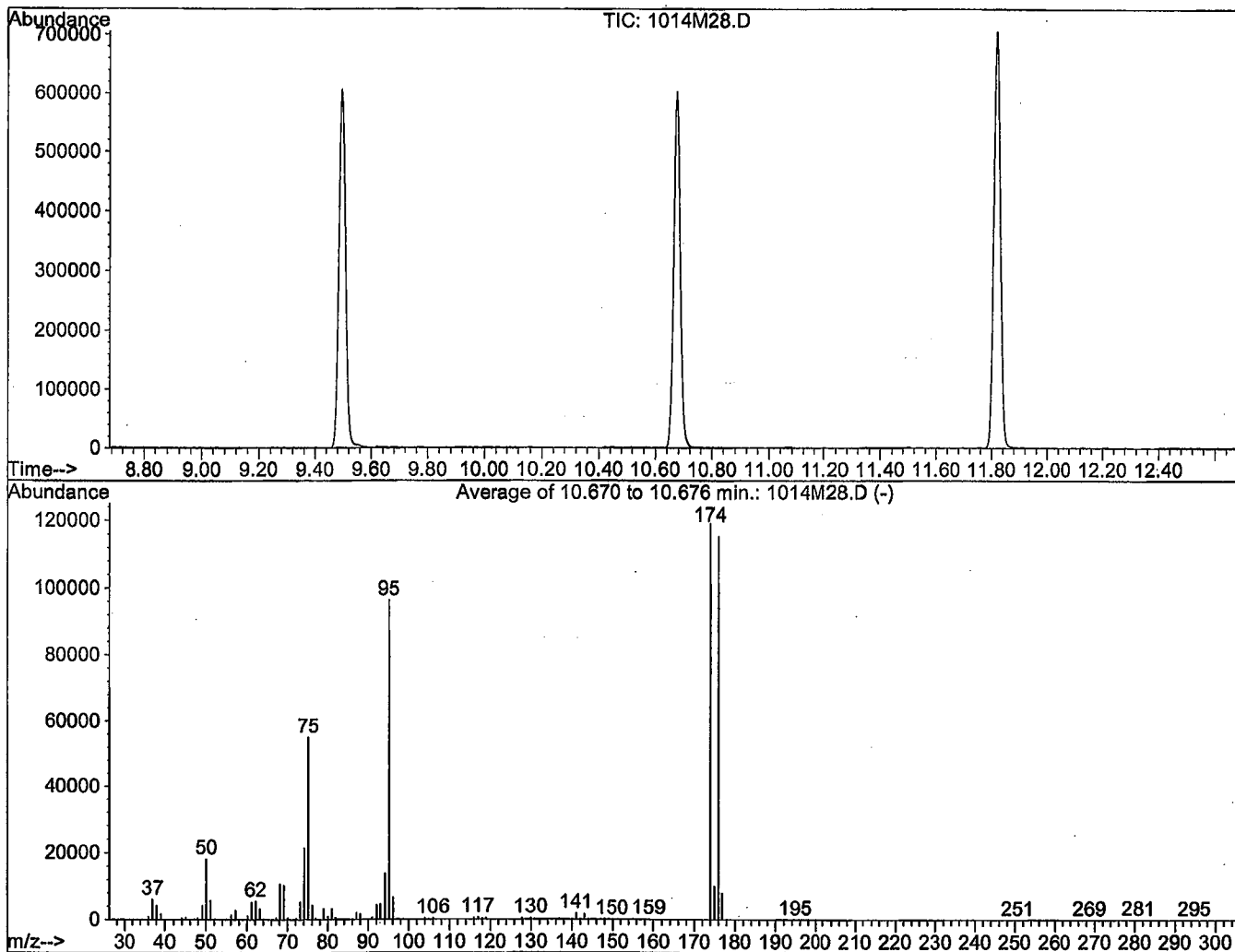
Target Mass	Rel. to Mass	Lower Limit%	Upper Limit%	Rel. Abn%	Raw Abn	Result Pass/Fail
50	95	15	40	17.5	7969	PASS
75	95	30	60	59.1	26896	PASS
95	95	100	200	100.0	45504	PASS
96	95	5	9	6.3	2858	PASS
173	174	0.00	2	0.0	0	PASS
174	95	50	200	141.4	64360	PASS
175	174	5	9	7.5	4826	PASS
176	174	95	101	98.1	63128	PASS
177	176	5	9	6.7	4221	PASS

BFB

Data File : M:\MAX\DATA\211008\1014M28.D
 Acq On : 14 Oct 21 22:18
 Sample : 25ug/L BFB STD 7/13/21
 Misc : IS&S 8/4/21

Vial: 28
 Operator: LP,DG,CH
 Inst : Max
 Multiplr: 1.00

Method : M:\MAX\DATA\211008\M1008W.M (RTE Integrator)
 Title : METHOD 8260B



AutoFind: Scans 3032, 3033, 3034; Background Corrected with Scan 3019

Target Mass	Rel. to Mass	Lower Limit%	Upper Limit%	Rel. Abn%	Raw Abn	Result Pass/Fail
50	95	15	40	18.9	18189	PASS
75	95	30	60	57.2	55176	PASS
95	95	100	200	100.0	96389	PASS
96	95	5	9	6.9	6680	PASS
173	174	0.00	2	0.0	0	PASS
174	95	50	200	123.6	119136	PASS
175	174	5	9	8.4	10049	PASS
176	174	95	101	96.8	115344	PASS
177	176	5	9	6.9	8015	PASS

Primary and Secondary Working Standards

Primary Standards										
VOA STD 7										
Prepared: 10/7/2021 A										
Expires: 12/6/2021										
Prepared By (Initials): CH										
Methanol Lot No. DW117-US-0095										
Initial Standard Information						Final Standard Information				
Name of Initial Standard (QAU Label)	Supplier	Supplier P/N#	Conc. (ug/mL)	Lot Number - QA Number	Exp. Date (1 yr)	Exp. Date (Manufacturers)	Aliquot From Stock	Final Volume	Solvent	Final Standard Conc. (ug/mL)
VOA Gasses STD	Phenova	ALO-101206	2,000	CL15769-52930	10/7/2022	9/30/2025	100uL	4mL	Methanol	50
Hexachloroethane	Absolute	70199	1,000	021621-52915	10/7/2022	2/16/2026	200uL			50
Benzyl Chloride	Absolute	70037	1,000	082521-52910	10/7/2022	8/25/2022	200uL			50
VOA STD 8										
Prepared: 10/7/2021 B										
Expires: 10/20/2021										
Prepared By (Initials): CH										
Methanol Lot No. DW117-US-0095										
Initial Standard Information						Final Standard Information				
Name of Initial Standard (QAU Label)	Supplier	Supplier P/N#	Conc. (ug/mL)	Lot Number - QA Number	Exp. Date (1 yr)	Exp. Date (Manufacturers)	Aliquot From Stock	Final Volume	Solvent	Final Standard Conc. (ug/mL)
VOA Additions STD	Phenova	ALO-130175	2,000	CL14058-52743	10/7/2022	8/31/2022	100uL	4mL	Methanol	50
502.2 Cal. Std.	Phenova	ALO-101200	2,000	CL16071-52950	10/7/2022	11/30/2025	100uL			50
Vinyl Acetate	Phenova	ALO-101228	2,000	CL17402-53013	9/29/2022	10/20/2021	100uL			50
VOA STD TBA										
Prepared: 10/7/2021 C										
Expires: 10/20/2021										
Prepared By (Initials): CH										
Methanol Lot No. DW117-US-0095										
Initial Standard Information						Final Standard Information				
Name of Initial Standard (QAU Label)	Supplier	Supplier P/N#	Conc. (ug/mL)	Lot Number - QA Number	Exp. Date (1 yr)	Exp. Date (Manufacturers)	Aliquot From Stock	Final Volume	Solvent	Final Standard Conc. (ug/mL)
Custom VOC Mix	Phenova	ALO-130176	2,000	CL15725-52955	10/7/2022	9/30/2023	500uL	4mL	Methanol	250
Acrolein	Phenova	ALO-130549	10,000	CL17404-53015	9/29/2022	10/20/2021	100uL			250
VOA STD 1										
Prepared: 10/7/2021 D										
Expires: 12/6/2021										
Prepared By (Initials): CH										
Methanol Lot No. DW117-US-0095										
Initial Standard Information						Final Standard Information				
Name of Initial Standard (QAU Label)	Supplier	Supplier P/N#	Conc. (ug/mL)	Lot Number - QA Number	Exp. Date (1 yr)	Exp. Date (Manufacturers)	Aliquot From Stock	Final Volume	Solvent	Final Standard Conc. (ug/mL)
2-CEVE	Absolute	82408	2,000	052821-52807	9/21/2022	5/25/2024	50	2mL	Methanol	50
VOA STD 2										
Prepared: 10/7/2021 E										
Expires: 12/6/2021										
Prepared By (Initials): CH										
Methanol Lot No. DW117-US-0095										
Initial Standard Information						Final Standard Information				
Name of Initial Standard (QAU Label)	Supplier	Supplier P/N#	Conc. (ug/mL)	Lot Number - QA Number	Exp. Date (1 yr)	Exp. Date (Manufacturers)	Aliquot From Stock	Final Volume	Solvent	Final Standard Conc. (ug/mL)
Ketones Std.	Phenova	ALO-109211	2,000	CL16067-52967	10/7/2022	11/30/2030	200	4mL	Methanol	100
VOA STD 9										
Prepared: 10/7/2021 F										
Expires: 12/6/2021										
Prepared By (Initials): CH										
Methanol Lot No. DW117-US-0095										
Initial Standard Information						Final Standard Information				
Name of Initial Standard (QAU Label)	Supplier	APPL Mix Name	Conc. (ug/mL)	Reference To APPL Prep Date	Exp. Date (1 yr)	Exp. Date (Manufacturers)	Aliquot From Stock	Final Volume	Solvent	Final Standard Conc. (ug/mL)
VOA STD. 7		VOA STD. 9	50	Prepared 10/07/21	10/7/2022	N/A	200uL	2mL	Methanol	5
VOA STD. 8			50	Prepared 10/07/21	10/7/2022	N/A	200uL			5
VOA STD. 10										
Prepared: 10/7/2021 G										
Expires: 12/6/2021										
Prepared By (Initials): CH										
Methanol Lot No. DW117-US-0095										
Initial Standard Information						Final Standard Information				
Name of Initial Standard (QAU Label)	Supplier	APPL Mix Name	Conc. (ug/mL)	Reference To APPL Prep Date	Exp. Date (1 yr)	Exp. Date (Manufacturers)	Aliquot From Stock	Final Volume	Solvent	Final Standard Conc. (ug/mL)
VOA STD. 1		VOA STD. 10	50	Prepared 10/07/21	10/7/2022	N/A	200uL	2mL	Methanol	5
VOA STD. 12										
Prepared: 10/7/2021 H										
Expires: 12/6/2021										
Prepared By (Initials): CH										
Methanol Lot No. DW117-US-0095										
Initial Standard Information						Final Standard Information				
Name of Initial Standard (QAU Label)	Supplier	APPL Mix Name	Conc. (ug/mL)	Reference To APPL Prep Date	Exp. Date (1 yr)	Exp. Date (Manufacturers)	Aliquot From Stock	Final Volume	Solvent	Final Standard Conc. (ug/mL)
VOA STD. 2		VOA STD. 12	50	Prepared 10/07/21	10/7/2022	N/A	200uL	2mL	Methanol	5

Second Source (SS) Standards											
VOA STD. 3											
Prepared: 10/7/2021 I											
Expires: 12/6/2021											
Methanol Lot No. DW117-US-0095											
Initial Standard Information						Final Standard Information					
Name of Initial Standard (QAU Label)	Supplier	Supplier P/N#	Conc. (ug/mL)	Lot Number - QA Number	Exp. Date (1 yr)	Exp. Date (Manufacturers)	Aliquot From Stock	Final Volume	Solvent	Final Standard Conc. (ug/mL)	
Ketones Standard	Phenova	ALO-101211	2,000	CL16074-52970	10/7/2022	11/30/2030	100uL	2mL	Methanol	100	
VOA STD. Gases											
Prepared: 10/7/2021 J											
Expires: 12/6/2021											
Methanol Lot No. DW117-US-0095											
Initial Standard Information						Final Standard Information					
Name of Initial Standard (QAU Label)	Supplier	Supplier P/N#	Conc. (ug/mL)	Lot Number - QA Number	Exp. Date (1 yr)	Exp. Date (Manufacturers)	Aliquot From Stock	Final Volume	Solvent	Final Standard Conc. (ug/mL)	
8260 Gases (SS)	Phenova	ALO-101206	2,000	CL15768-52935	10/7/2022	9/30/2025	50uL	2mL	Methanol	50	
VOA STD. 6											
Prepared: 10/7/2021 K											
Expires: 10/20/2021											
Methanol Lot No. DW117-US-0095											
Initial Standard Information						Final Standard Information					
Name of Initial Standard (QAU Label)	Supplier	Supplier P/N#	Conc. (ug/mL)	Lot Number - QA Number	Exp. Date (1 yr)	Exp. Date (Manufacturers)	Aliquot From Stock	Final Volume	Solvent	Final Standard Conc. (ug/mL)	
502.2 Calibration STD. (54-compounds)	Phenova	ALO-101200	2,000	CL16052-52945	10/7/2022	11/30/2025	50uL	2mL	Methanol	50	
Vinyl Acetate	Phenova	ALO-101228	2,000	CL17402-53012	9/29/2022	10/20/2021	50uL			50	
Hoxachloroethane	Accustand	AS-E0011	1,000	219061767-52922	10/7/2022	6/28/2029	100uL			50	
Benzyl Chloride	Accustand	M-8010-01	200	219111303-01-52927	10/7/2022	1/30/2023	500uL			50	
VOA STD. TBA											
Prepared: 10/7/2021 L											
Expires: 10/20/2021											
Methanol Lot No. DW117-US-0095											
Initial Standard Information						Final Standard Information					
Name of Initial Standard (QAU Label)	Supplier	Supplier P/N#	Conc. (ug/mL)	Lot Number - QA Number	Exp. Date (1 yr)	Exp. Date (Manufacturers)	Aliquot From Stock	Final Volume	Solvent	Final Standard Conc. (ug/mL)	
Custom VOA Mix (4-3)	Phenova	ALO-130176	2,000	CL16012-52959	10/7/2022	11/30/2023	250uL	2mL	Methanol	250	
Acrolein	Phenova	ALO-101224	10,000	CL17404-53014	9/29/2022	10/20/2021	50uL			250	
VOA STD. 0											
Prepared: 10/7/2021 M											
Expires: 12/6/2021											
Methanol Lot No. DW117-US-0095											
Initial Standard Information						Final Standard Information					
Name of Initial Standard (QAU Label)	Supplier	Supplier P/N#	Conc. (ug/mL)	Lot Number - QA Number	Exp. Date (1 yr)	Exp. Date (Manufacturers)	Aliquot From Stock	Final Volume	Solvent	Final Standard Conc. (ug/mL)	
VOA Addition STD.	Phenova	ALO-130175	2,000	CL17040-82941	10/7/2022	7/31/2024	50uL	2mL	Methanol	50	
VOA STD. 2-CEVE											
Prepared: 10/7/2021 N											
Expires: 12/6/2021											
Methanol Lot No. DW117-US-0095											
Initial Standard Information						Final Standard Information					
Name of Initial Standard (QAU Label)	Supplier	Supplier P/N#	Conc. (ug/mL)	Lot Number - QA Number	Exp. Date (1 yr)	Exp. Date (Manufacturers)	Aliquot From Stock	Final Volume	Solvent	Final Standard Conc. (ug/mL)	
2-CEVE (SS)	Absolute	82408	2,000	011320-82808	9/21/2022	1/13/2023	50uL	2mL	Methanol	50	

MAX 8260 Standard Prep

MAX 8260 Water Calibration Curve										
0.3ug/L					Prepared By (Initials): CH					
Prepared: 10/8/2021										
Expires: 10/20/2021										
Initial Standard Information							Final Standard Information			
Name of Initial Standard (QAU Label)	Supplier	APPL Mix Name	Conc. (ug/mL)	Reference To APPL Prep Date	Exp. Date	Exp. Date (Manufacturers)	Aliquot From Stock	Final Volume	Solvent	Final Standard Conc. (ug/L)
VOA STD. 9	Various	0.3ug/L	5	Prepared 10/07/21	12/6/2021	N/A	3uL	50mL	P&T Water	0.3
VOA STD. 1	Absolute		50	Prepared 10/07/21	12/6/2021	N/A	5uL			5
VOA STD. 2	Phenova		100	Prepared 10/07/21	12/6/2021	N/A	2.5uL			5
VOA STD. TBA	Various		250	Prepared 10/07/21	10/20/2021	N/A	2uL			10
0.5ug/L										
Prepared: 10/8/2021										
Expires: 10/20/2021										
Initial Standard Information							Final Standard Information			
Name of Initial Standard (QAU Label)	Supplier	APPL Mix Name	Conc. (ug/mL)	Reference To APPL Prep Date	Exp. Date	Exp. Date (Manufacturers)	Aliquot From Stock	Final Volume	Solvent	Final Standard Conc. (ug/L)
VOA STD. 9	Various	0.5ug/L	5	Prepared 10/07/21	12/6/2021	N/A	5uL	50mL	P&T Water	0.5
VOA STD. 1	Absolute		50	Prepared 10/07/21	12/6/2021	N/A	10uL			10
VOA STD. 2	Phenova		100	Prepared 10/07/21	12/6/2021	N/A	5uL			10
VOA STD. TBA	Various		250	Prepared 10/07/21	10/20/2021	N/A	5uL			25
1.0ug/L										
Prepared: 10/8/2021										
Expires: 10/20/2021										
Initial Standard Information							Final Standard Information			
Name of Initial Standard (QAU Label)	Supplier	APPL Mix Name	Conc. (ug/mL)	Reference To APPL Prep Date	Exp. Date	Exp. Date (Manufacturers)	Aliquot From Stock	Final Volume	Solvent	Final Standard Conc. (ug/L)
VOA STD. 9	Various	1.0ug/L	5	Prepared 10/07/21	12/6/2021	N/A	10uL	50mL	P&T Water	1
VOA STD. 1	Absolute		50	Prepared 10/07/21	12/6/2021	N/A	20uL			20
VOA STD. 2	Phenova		100	Prepared 10/07/21	12/6/2021	N/A	10uL			20
VOA STD. TBA	Various		250	Prepared 10/07/21	10/20/2021	N/A	10uL			50
2.0ug/L										
Prepared: 10/8/2021										
Expires: 10/20/2021										
Initial Standard Information							Final Standard Information			
Name of Initial Standard (QAU Label)	Supplier	APPL Mix Name	Conc. (ug/mL)	Reference To APPL Prep Date	Exp. Date	Exp. Date (Manufacturers)	Aliquot From Stock	Final Volume	Solvent	Final Standard Conc. (ug/L)
VOA STD. 9	Various	2.0ug/L	5	Prepared 10/07/21	12/6/2021	N/A	20uL	50mL	P&T Water	2
VOA STD. 1	Absolute		50	Prepared 10/07/21	12/6/2021	N/A	30uL			30
VOA STD. 2	Phenova		100	Prepared 10/07/21	12/6/2021	N/A	15uL			30
VOA STD. TBA	Various		250	Prepared 10/07/21	10/20/2021	N/A	15uL			75
5ug/L										
Prepared: 10/8/2021										
Expires: 10/20/2021										
Initial Standard Information							Final Standard Information			
Name of Initial Standard (QAU Label)	Supplier	APPL Mix Name	Conc. (ug/mL)	Reference To APPL Prep Date	Exp. Date	Exp. Date (Manufacturers)	Aliquot From Stock	Final Volume	Solvent	Final Standard Conc. (ug/L)
VOA STD. 7	Various	5ug/L	50	Prepared 10/07/21	12/6/2021	N/A	5uL	50mL	P&T Water	5
VOA STD. 8	Phenova		50	Prepared 10/07/21	10/20/2021	N/A	5uL			5
VOA STD. 1	Absolute		50	Prepared 10/07/21	12/6/2021	N/A	40uL			40
VOA STD. 2	Phenova		100	Prepared 10/07/21	12/6/2021	N/A	20uL			20
VOA STD. TBA	Various		250	Prepared 10/07/21	10/20/2021	N/A	20uL			100
10ug/L										
Prepared: 10/8/2021										
Expires: 10/20/2021										
Initial Standard Information							Final Standard Information			
Name of Initial Standard (QAU Label)	Supplier	APPL Mix Name	Conc. (ug/mL)	Reference To APPL Prep Date	Exp. Date	Exp. Date (Manufacturers)	Aliquot From Stock	Final Volume	Solvent	Final Standard Conc. (ug/L)
VOA STD. 7	Various	10ug/L	50	Prepared 10/07/21	12/6/2021	N/A	10uL	50mL	P&T Water	10
VOA STD. 8	Phenova		50	Prepared 10/07/21	10/20/2021	N/A	10uL			10
VOA STD. 1	Absolute		50	Prepared 10/07/21	12/6/2021	N/A	50uL			50
VOA STD. 2	Phenova		100	Prepared 10/07/21	12/6/2021	N/A	25uL			50
VOA STD. TBA	Various		250	Prepared 10/07/21	10/20/2021	N/A	25uL			125

20ug/L										
Prepared: 10/8/2021										
Expires: 10/20/2021										
Initial Standard Information						Final Standard Information				
Name of Initial Standard (QAU Label)	Supplier	APPL Mix Name	Conc. (ug/mL)	Reference To APPL Prep Date	Exp. Date	Exp. Date (Manufacturers)	Allquot From Stock	Final Volume	Solvent	Final Standard Conc. (ug/L)
VOA STD. 7	Various	20ug/L	50	Prepared 10/07/21	12/6/2021	N/A	20uL	50mL	P&T Water	20
VOA STD. 8	Phenova		50	Prepared 10/07/21	10/20/2021	N/A	20uL			20
VOA STD. 1	Absolute		50	Prepared 10/07/21	12/6/2021	N/A	80uL			60
VOA STD. 2	Phenova		100	Prepared 10/07/21	12/6/2021	N/A	30uL			60
VOA STD. TBA	Various		250	Prepared 10/07/21	10/20/2021	N/A	30uL			150
40ug/L										
Prepared: 10/8/2021										
Expires: 10/20/2021										
Initial Standard Information						Final Standard Information				
Name of Initial Standard (QAU Label)	Supplier	APPL Mix Name	Conc. (ug/mL)	Reference To APPL Prep Date	Exp. Date	Exp. Date (Manufacturers)	Allquot From Stock	Final Volume	Solvent	Final Standard Conc. (ug/L)
VOA STD. 7	Various	40ug/L	50	Prepared 10/07/21	12/6/2021	N/A	40uL	50mL	P&T Water	40
VOA STD. 8	Phenova		50	Prepared 10/07/21	10/20/2021	N/A	40uL			40
VOA STD. 1	Absolute		50	Prepared 10/07/21	12/6/2021	N/A	80uL			80
VOA STD. 2	Phenova		100	Prepared 10/07/21	12/6/2021	N/A	40uL			80
VOA STD. TBA	Various		250	Prepared 10/07/21	10/20/2021	N/A	35uL			175
100ug/L										
Prepared: 10/8/2021										
Expires: 10/20/2021										
Initial Standard Information						Final Standard Information				
Name of Initial Standard (QAU Label)	Supplier	APPL Mix Name	Conc. (ug/mL)	Reference To APPL Prep Date	Exp. Date	Exp. Date (Manufacturers)	Allquot From Stock	Final Volume	Solvent	Final Standard Conc. (ug/L)
VOA STD. 7	Various	100ug/L	50	Prepared 10/07/21	12/6/2021	N/A	100uL	50mL	P&T Water	100
VOA STD. 8	Phenova		50	Prepared 10/07/21	10/20/2021	N/A	100uL			100
VOA STD. 1	Absolute		50	Prepared 10/07/21	12/6/2021	N/A	100uL			100
VOA STD. 2	Phenova		100	Prepared 10/07/21	12/6/2021	N/A	50uL			100
VOA STD. TBA	Various		250	Prepared 10/07/21	10/20/2021	N/A	40uL			200
MAX 8260 Water Second Source (SS)										
Prepared: 10/8/2021										
Expires: 10/20/2021										
						Prepared By (Initials): CH				
Initial Standard Information						Final Standard Information				
Name of Initial Standard (QAU Label)	Supplier	APPL Mix Name	Conc. (ug/mL)	Reference To APPL Prep Date	Exp. Date	Exp. Date (Manufacturers)	Allquot From Stock	Final Volume	Solvent	Final Standard Conc. (ug/L)
VOA STD. 3	Phenova	8260 Water SS	100	Prepared 10/07/21	12/6/2021	N/A	25uL	50mL	P&T Water	50
VOA STD. GASES	Phenova	8260 Water SS	50	Prepared 10/07/21	12/6/2021	N/A	10uL			10
VOA STD. 0	Phenova	8260 Water SS	50	Prepared 10/07/21	12/6/2021	N/A	10uL			10
VOA STD. 2-CEVE	Absolute	8260 Water SS	50	Prepared 10/07/21	10/7/2021	N/A	50uL			50
VOA STD. 6	Various	8260 Water SS	50	Prepared 10/07/21	10/20/2021	N/A	10uL			10
Voa STD. TBA	Various	8260 Water SS	250	Prepared 10/07/21	10/20/2021	N/A	25uL			250
8260 Water Continuing Calibrations (CCV)/ Lab Control Spikes (LCS)										
Prepared: 10/8/2021										
Expires: 10/9/2021										
						Prepared By (Initials): CH				
Initial Standard Information						Final Standard Information				
Name of Initial Standard (QAU Label)	Supplier	APPL Mix Name	Conc. (ug/mL)	Reference To APPL Prep Date	Exp. Date	Exp. Date (Manufacturers)	Allquot From Stock	Final Volume	Solvent	Final Standard Conc. (ug/L)
VOA STD. 7	Various	CCV/ LCS	50	Prepared 10/07/21	12/6/2021	N/A	10uL	50mL	P&T Water	10
VOA STD. 8	Phenova	CCV/ LCS	50	Prepared 10/07/21	10/20/2021	N/A	10uL			10
VOA STD. 1	Absolute	CCV/ LCS	50	Prepared 10/07/21	12/6/2021	N/A	50uL			50
VOA STD. 2	Phenova	CCV/ LCS	100	Prepared 10/07/21	12/6/2021	N/A	25uL			50
VOA STD. TBA	Various	CCV/ LCS	250	Prepared 10/07/21	10/20/2021	N/A	25uL			250

Injection Log

Directory: M:\MAX\DATA\211008\

Line	Vial	FileName	Multiplier	SampleName	Misc Info	Injected
1	1	1008M21.D	1	25ug/L BFB STD 7/13/21	IS&S 8/4/21	8 Oct 21 16:14
2	2	1008M22.D	1	0.3ug/L VOC STD 10/8/21	IS&S 8/4/21	8 Oct 21 16:42
3	3	1008M23.D	1	0.5ug/L VOC STD 10/8/21	IS&S 8/4/21	8 Oct 21 17:11
4	4	1008M24.D	1	1ug/L VOC STD 10/8/21	IS&S 8/4/21	8 Oct 21 17:39
5	5	1008M25.D	1	2ug/L VOC STD 10/8/21	IS&S 8/4/21	8 Oct 21 18:07
6	6	1008M26.D	1	5ug/L VOC STD 10/8/21	IS&S 8/4/21	8 Oct 21 18:35
7	7	1008M27.D	1	10ug/L VOC STD 10/8/21	IS&S 8/4/21	8 Oct 21 19:03
8	8	1008M28.D	1	20ug/L VOC STD 10/8/21	IS&S 8/4/21	8 Oct 21 19:31
9	9	1008M29.D	1	40ug/L VOC STD 10/8/21	IS&S 8/4/21	8 Oct 21 19:59
10	10	1008M30.D	1	100ug/L VOC STD 10/8/21	IS&S 8/4/21	8 Oct 21 20:27
11	12	1008M32.D	1	(SS) 10ug/L VOC STD 10/8/21	IS&S 8/4/21	8 Oct 21 21:23
12	28	1014M28.D	1	25ug/L BFB STD 7/13/21	IS&S 8/4/21	14 Oct 21 22:18
13	31	1014M31.D	1	211014B CCV/LCS 10ug/L	IS&S 8/4/21	14 Oct 21 23:42
14	35	1014M35.D	1	211014B BLK	IS&S 8/4/21	15 Oct 21 1:35
15	44	1014M44.D	1	BA42526W01	IS&S 8/4/21	15 Oct 21 5:50
16	45	1014M45.D	1	BA42527W01	IS&S 8/4/21	15 Oct 21 6:18
17	46	1014M46.D	1	BA42528W01	IS&S 8/4/21	15 Oct 21 6:46
18	52	1014M52.D	1	Ending CCV/LCSD 10ug/L 10/14/21	IS&S 8/4/21	15 Oct 21 9:36

ORGANICS
Calibration Data

VOLATILE ORGANIC ANALYSIS BY
EPA METHOD 8260B

Form 6
Initial Calibration

Lab Name: APPL, Inc.
Case No: _____
Matrix: _____

SDG No: _____
Initial Cal. Date: 8/25/2021
Instrument: Max

Initials: _____

0825M12.D 0825M13.D 0825M14.D 0825M15.D 0825M16.D 0825M17.D 0825M18.D 0825M19.D 0825M20.D

		Compound	1	2	3	4	5	6	7	8	9		Avg	%RSD	Type	r ²	Q	MRF
1	I	Fluorobenzene (IS)																
2	S	Dibromofluoromethane(S)	0.3523	0.3417	0.2807	0.2859	0.2870	0.2956	0.2984	0.3009	0.2709		0.30	9.1	S			
3	S	1,2-DCA-D4(S)	0.2194	0.2154	0.1883	0.1930	0.1953	0.1908	0.1985	0.2034	0.1791		0.20	6.5	S			
4	I	Chlorobenzene-D5 (IS)																
5	S	Toluene-D8(S)	1.390	1.326	1.153	1.099	1.153	1.163	1.121	1.122	1.024		1.2	9.8	S			
6	S	4-Bromofluorobenzene(S)	0.5362	0.5171	0.4075	0.4294	0.4615	0.4643	0.4388	0.4514	0.4103		0.46	9.7	S			
7	I	1,4-Dichlorobenzene-D (IS)																
8																		
9																		
10																		
11																		
12																		
13																		
14																		
15																		
16																		
17																		
18																		
19																		
20																		
21																		
22																		
23																		
24																		
25																		
26																		
27																		
28																		
29																		
30																		
31																		
32																		
33																		
34																		
35																		

Data File : M:\MAX\DATA\210825\0825M12.D
 Acq On : 25 Aug 21 15:15
 Sample : 0.3ug/L VOC STD 8/25/21
 Misc : IS&S 6/4/21

Vial: 2
 Operator: LP,DG,CH
 Inst : Max
 Multiplr: 1.00

Quant Time: Aug 26 16:25 2021

Quant Results File: M0825SUR.RES

Quant Method : M:\MAX\DATA\210825\M0825SUR.M (RTE Integrator)
 Title : METHOD 8260B
 Last Update : Thu Aug 26 11:16:48 2021
 Response via : Initial Calibration
 DataAcq Meth : M8260_081021

Internal Standards	R.T.	QIon	Response	Conc	Units	Dev(Min)
1) Fluorobenzene (IS)	6.21	96	268418	25.00	ppb	0.00
4) Chlorobenzene-D5 (IS)	9.41	117	221472	25.00	ppb	0.00
7) 1,4-Dichlorobenzene-D (IS)	11.75	152	137587	25.00	ppb	0.00
System Monitoring Compounds						
2) Dibromofluoromethane(S)	5.41	111	18913	5.84	ppb	0.00
Spiked Amount	25.000		Recovery	=	23.372%	
3) 1,2-DCA-D4(S)	5.81	65	11779	5.54	ppb	0.00
Spiked Amount	25.000		Recovery	=	22.148%	
5) Toluene-D8(S)	7.95	98	61590	5.93	ppb	0.00
Spiked Amount	25.000		Recovery	=	23.720%	
6) 4-Bromofluorobenzene(S)	10.60	95	23749	5.86	ppb	0.00
Spiked Amount	25.000		Recovery	=	23.444%	

Target Compounds

Qvalue

Quantitation Report

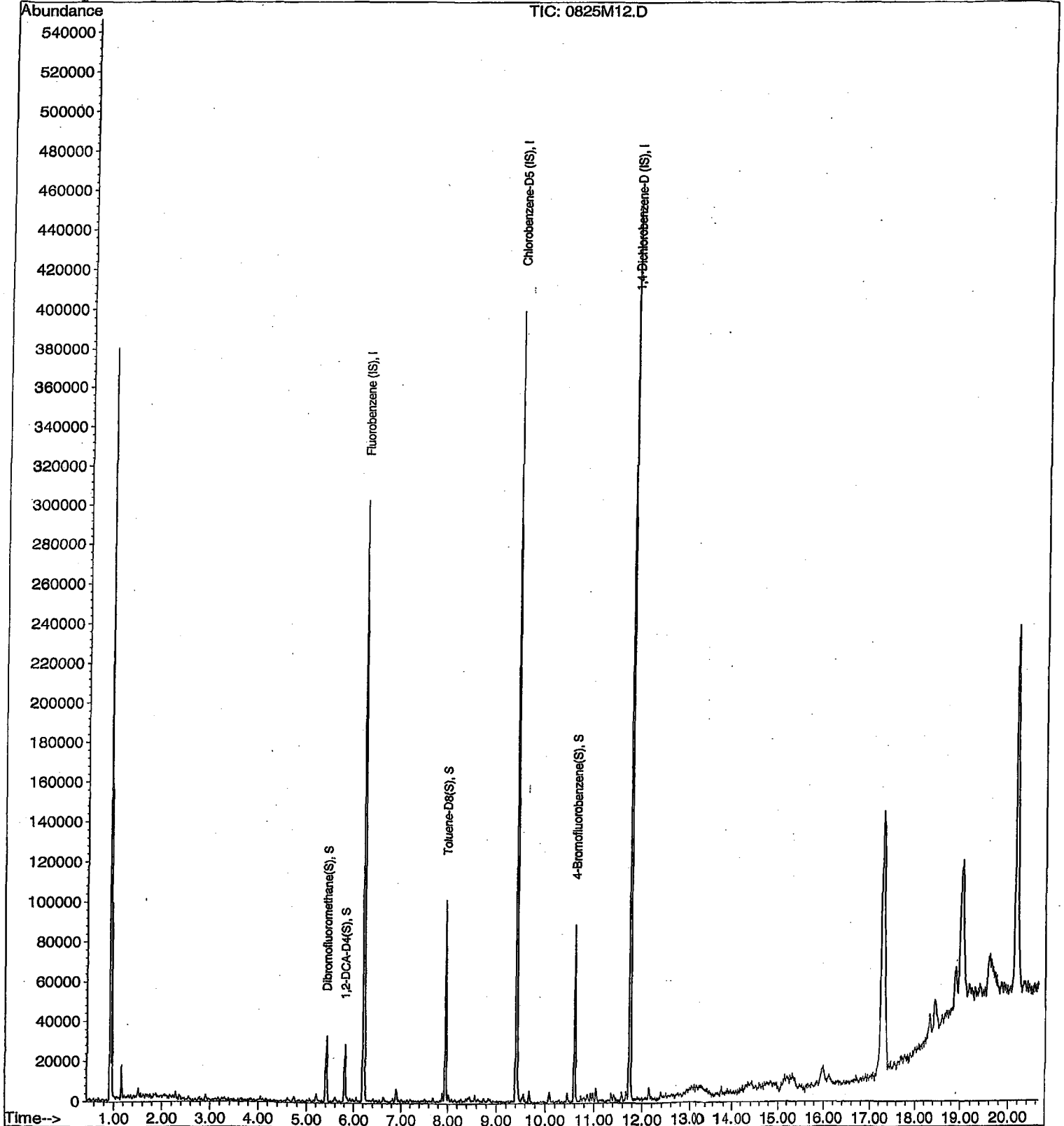
Data File : M:\MAX\DATA\210825\0825M12.D
Acq On : 25 Aug 21 15:15
Sample : 0.3ug/L VOC STD 8/25/21
Misc : IS&S 6/4/21

Vial: 2
Operator: LP,DG,CH
Inst : Max
Multiplr: 1.00

Quant Time: Aug 26 16:25 2021

Quant Results File: M0825SUR.RES

Method : M:\MAX\DATA\210825\M0825SUR.M (RTE Integrator)
Title : METHOD 8260B
Last Update : Thu Aug 26 11:16:48 2021
Response via : Initial Calibration



Quantitation Report (Not Reviewed)

Data File : M:\MAX\DATA\210825\0825M13.D
 Acq On : 25 Aug 21 15:43
 Sample : 0.5ug/L VOC STD 8/25/21
 Misc : IS&S 6/4/21

Vial: 3
 Operator: LP,DG,CH
 Inst : Max
 Multiplr: 1.00

Quant Time: Aug 26 16:25 2021

Quant Results File: M0825SUR.RES

Quant Method : M:\MAX\DATA\210825\M0825SUR.M (RTE Integrator)
 Title : METHOD 8260B
 Last Update : Thu Aug 26 11:16:48 2021
 Response via : Initial Calibration
 DataAcq Meth : M8260_081021

Internal Standards	R.T.	QIon	Response	Conc	Units	Dev(Min)
1) Fluorobenzene (IS)	6.21	96	270425	25.00	ppb	0.00
4) Chlorobenzene-D5 (IS)	9.41	117	226950	25.00	ppb	0.00
7) 1,4-Dichlorobenzene-D (IS)	11.75	152	138629	25.00	ppb	0.00
System Monitoring Compounds						
2) Dibromofluoromethane(S)	5.42	111	18480	5.67	ppb	0.00
Spiked Amount	25.000		Recovery	=	22.664%	
3) 1,2-DCA-D4(S)	5.81	65	11650	5.44	ppb	0.00
Spiked Amount	25.000		Recovery	=	21.744%	
5) Toluene-D8(S)	7.95	98	60175	5.65	ppb	0.00
Spiked Amount	25.000		Recovery	=	22.616%	
6) 4-Bromofluorobenzene(S)	10.60	95	23472	5.65	ppb	0.00
Spiked Amount	25.000		Recovery	=	22.612%	

Target Compounds

Qvalue

Quantitation Report

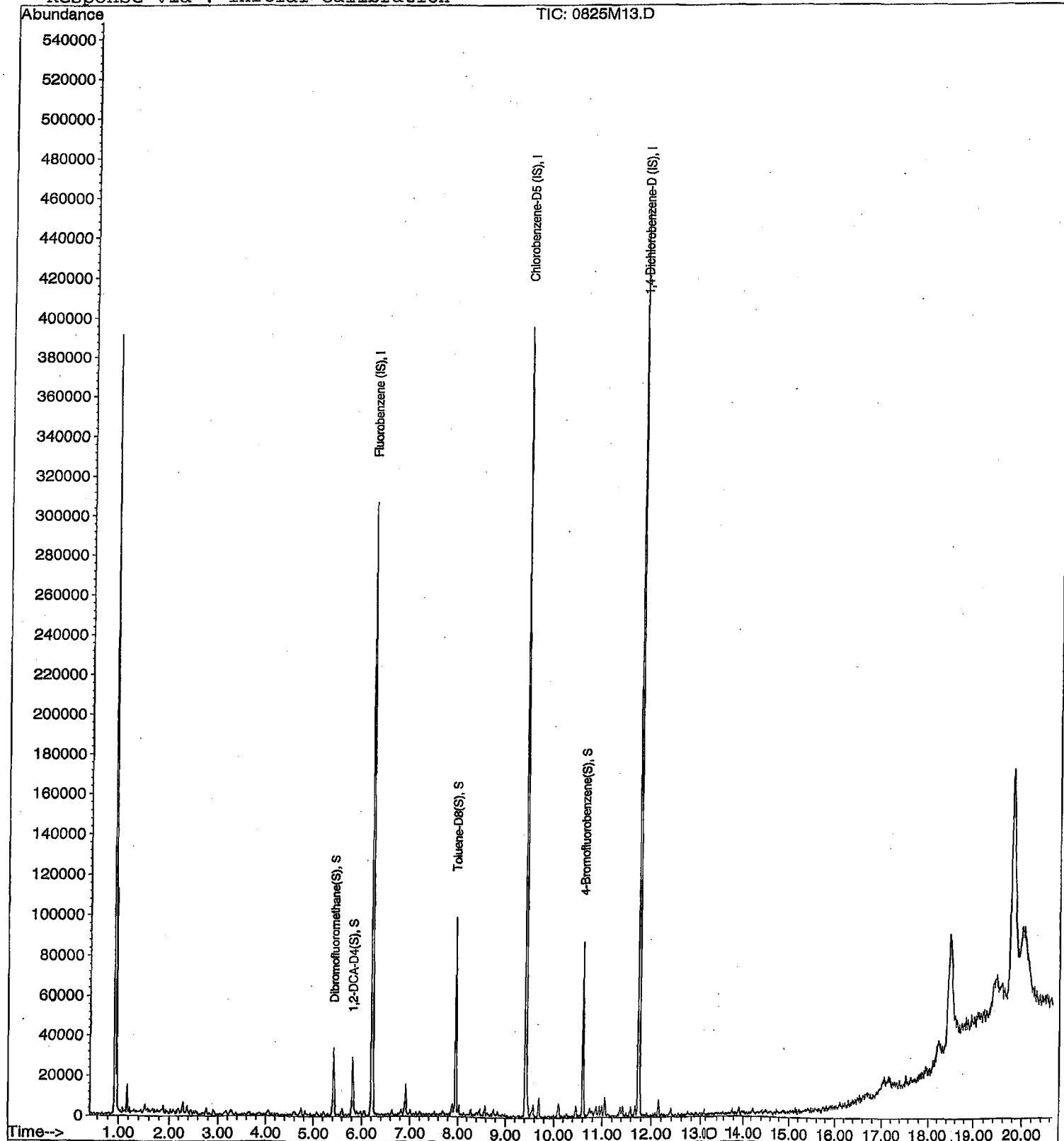
Data File : M:\MAX\DATA\210825\0825M13.D
Acq On : 25 Aug 21 15:43
Sample : 0.5ug/L VOC STD 8/25/21
Misc : IS&S 6/4/21

Vial: 3
Operator: LP,DG,CH
Inst : Max
Multiplr: 1.00

Quant Time: Aug 26 16:25 2021

Quant Results File: M0825SUR.RES

Method : M:\MAX\DATA\210825\M0825SUR.M (RTE Integrator)
Title : METHOD 8260B
Last Update : Thu Aug 26 11:16:48 2021
Response via : Initial Calibration



Quantitation Report (Not Reviewed)

Data File : M:\MAX\DATA\210825\0825M14.D
 Acq On : 25 Aug 21 16:11
 Sample : 1ug/L VOC STD 8/25/21
 Misc : IS&S 6/4/21

Vial: 4
 Operator: LP,DG,CH
 Inst : Max
 Multiplr: 1.00

Quant Time: Aug 26 16:25 2021

Quant Results File: M0825SUR.RES

Quant Method : M:\MAX\DATA\210825\M0825SUR.M (RTE Integrator)
 Title : METHOD 8260B
 Last Update : Thu Aug 26 11:16:48 2021
 Response via : Initial Calibration
 DataAcq Meth : M8260_081021

Internal Standards	R.T.	QIon	Response	Conc	Units	Dev(Min)
1) Fluorobenzene (IS)	6.22	96	261019	25.00	ppb	0.00
4) Chlorobenzene-D5 (IS)	9.41	117	222702	25.00	ppb	0.00
7) 1,4-Dichlorobenzene-D (IS)	11.75	152	137225	25.00	ppb	0.00
System Monitoring Compounds						
2) Dibromofluoromethane(S)	5.41	111	29305	9.31	ppb	0.00
Spiked Amount			Recovery	=	37.236%	
3) 1,2-DCA-D4(S)	5.81	65	19664	9.51	ppb	0.00
Spiked Amount			Recovery	=	38.024%	
5) Toluene-D8(S)	7.95	98	102711	9.84	ppb	0.00
Spiked Amount			Recovery	=	39.340%	
6) 4-Bromofluorobenzene(S)	10.60	95	36297	8.91	ppb	0.00
Spiked Amount			Recovery	=	35.632%	

Target Compounds

Qvalue

Quantitation Report

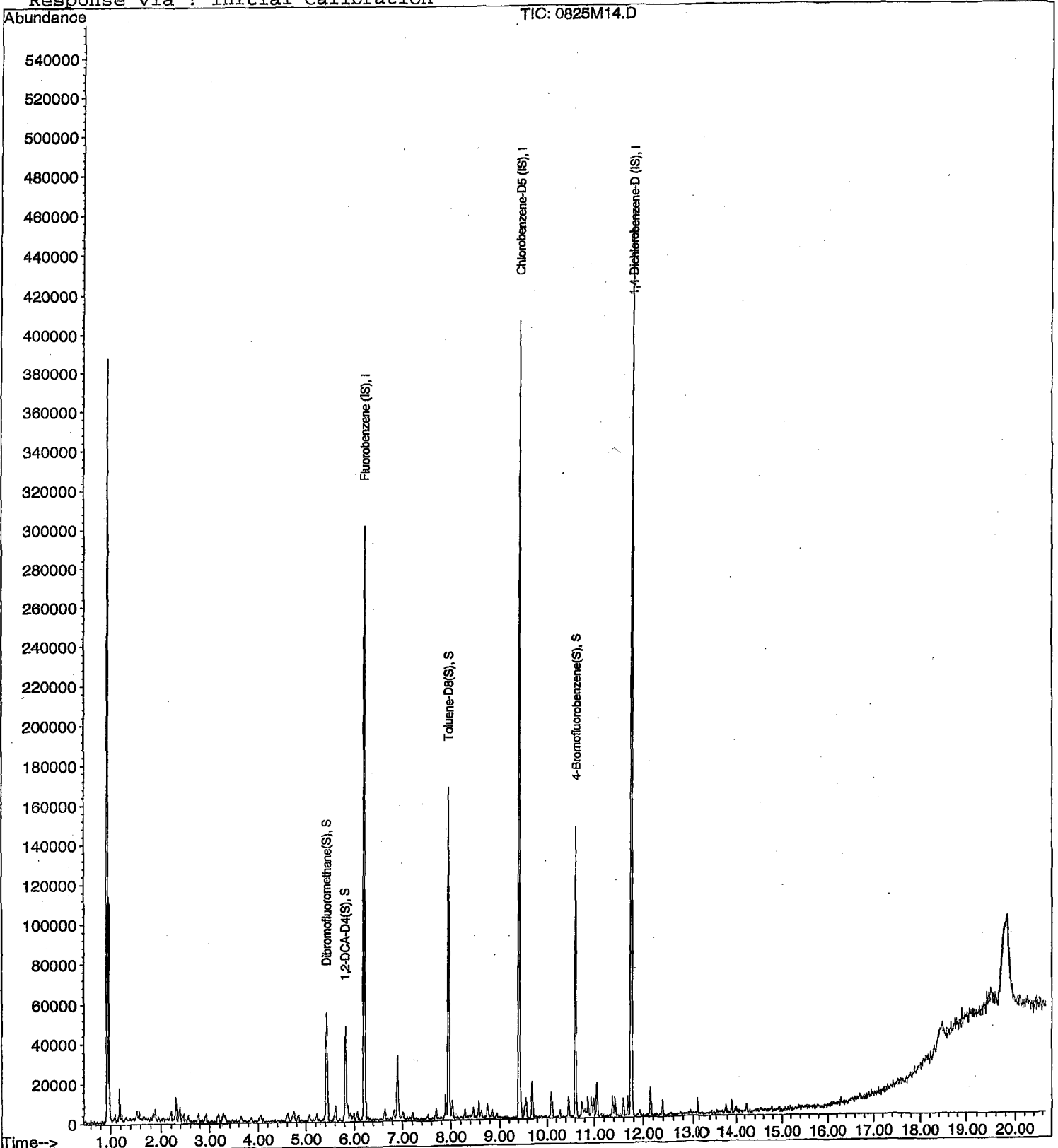
Data File : M:\MAX\DATA\210825\0825M14.D
Acq On : 25 Aug 21 16:11
Sample : 1ug/L VOC STD 8/25/21
Misc : IS&S 6/4/21

Vial: 4
Operator: LP, DG, CH
Inst : Max
Multiplr: 1.00

Quant Time: Aug 26 16:25 2021

Quant Results File: M0825SUR.RES

Method : M:\MAX\DATA\210825\M0825SUR.M (RTE Integrator)
Title : METHOD 8260B
Last Update : Thu Aug 26 11:16:48 2021
Response via : Initial Calibration



Quantitation Report (Not Reviewed)

Data File : M:\MAX\DATA\210825\0825M15.D
 Acq On : 25 Aug 21 16:39
 Sample : 2ug/L VOC STD 8/25/21
 Misc : IS&S 6/4/21

Vial: 5
 Operator: LP,DG,CH
 Inst : Max
 Multiplr: 1.00

Quant Time: Aug 26 16:25 2021

Quant Results File: M0825SUR.RES

Quant Method : M:\MAX\DATA\210825\M0825SUR.M (RTE Integrator)
 Title : METHOD 8260B
 Last Update : Thu Aug 26 11:16:48 2021
 Response via : Initial Calibration
 DataAcq Meth : M8260_081021

Internal Standards	R.T.	QIon	Response	Conc	Units	Dev(Min)
1) Fluorobenzene (IS)	6.21	96	260699	25.00	ppb	0.00
4) Chlorobenzene-D5 (IS)	9.42	117	218570	25.00	ppb	0.00
7) 1,4-Dichlorobenzene-D (IS)	11.75	152	137104	25.00	ppb	0.00
System Monitoring Compounds						
2) Dibromofluoromethane(S)	5.41	111	29818	9.48	ppb	0.00
Spiked Amount	25.000		Recovery	=	37.936%	
3) 1,2-DCA-D4(S)	5.82	65	20128	9.74	ppb	0.00
Spiked Amount	25.000		Recovery	=	38.968%	
5) Toluene-D8(S)	7.95	98	96059	9.37	ppb	0.00
Spiked Amount	25.000		Recovery	=	37.488%	
6) 4-Bromofluorobenzene(S)	10.60	95	37545	9.39	ppb	0.00
Spiked Amount	25.000		Recovery	=	37.556%	

Target Compounds

Qvalue

Quantitation Report

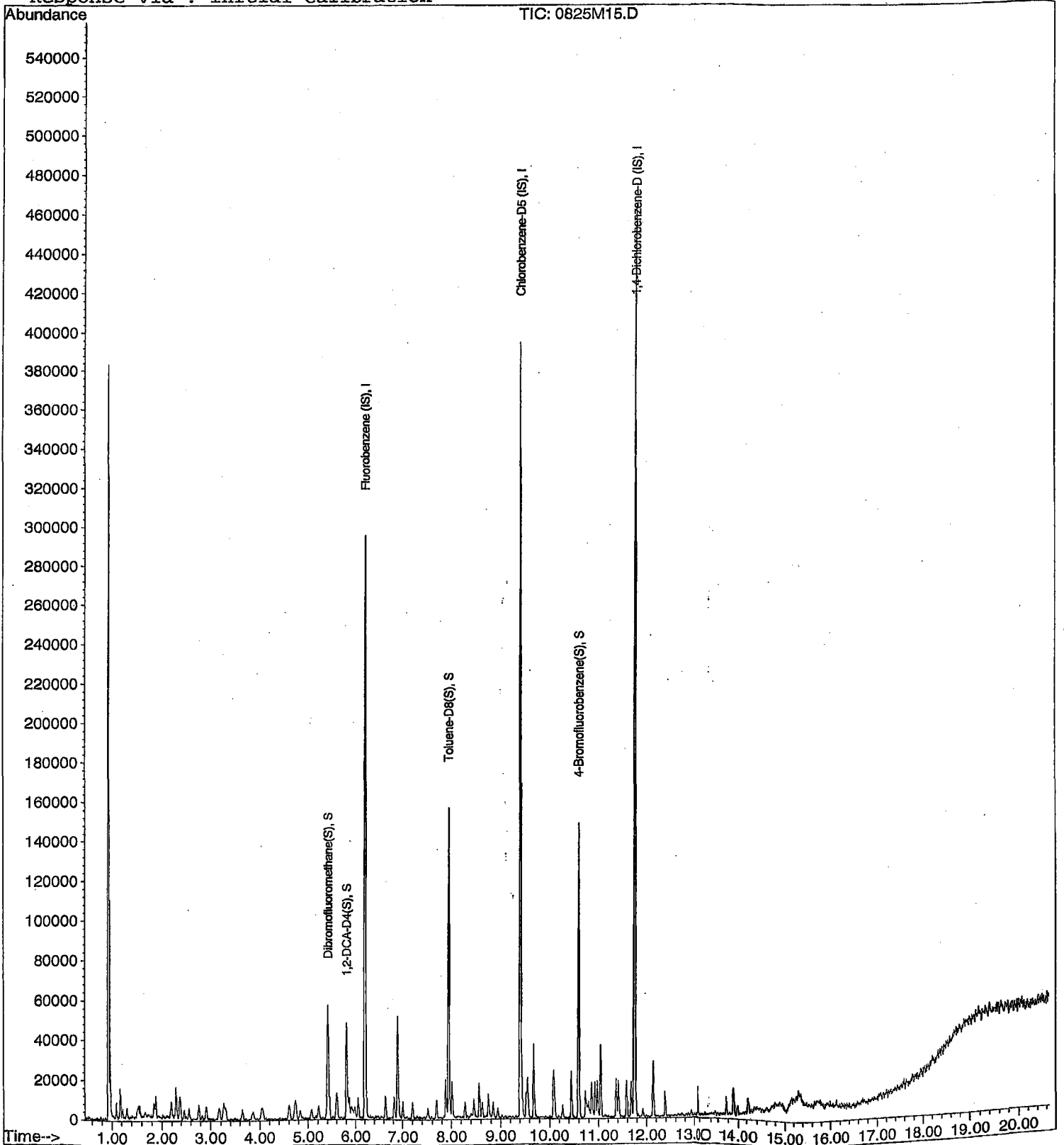
Data File : M:\MAX\DATA\210825\0825M15.D
Acq On : 25 Aug 21 16:39
Sample : 2ug/L VOC STD 8/25/21
Misc : IS&S 6/4/21

Vial: 5
Operator: LP,DG,CH
Inst : Max
Multiplr: 1.00

Quant Time: Aug 26 16:25 2021

Quant Results File: M0825SUR.RES

Method : M:\MAX\DATA\210825\M0825SUR.M (RTE Integrator)
Title : METHOD 8260B
Last Update : Thu Aug 26 11:16:48 2021
Response via : Initial Calibration



Quantitation Report (Not Reviewed)

Data File : M:\MAX\DATA\210825\0825M16.D
 Acq On : 25 Aug 21 17:07
 Sample : 5ug/L VOC STD 8/25/21
 Misc : IS&S 6/4/21

Vial: 6
 Operator: LP,DG,CH
 Inst : Max
 Multiplr: 1.00

Quant Time: Aug 26 16:25 2021

Quant Results File: M0825SUR.RES

Quant Method : M:\MAX\DATA\210825\M0825SUR.M (RTE Integrator)
 Title : METHOD 8260B
 Last Update : Thu Aug 26 11:16:48 2021
 Response via : Initial Calibration
 DataAcq Meth : M8260_081021

Internal Standards	R.T.	QIon	Response	Conc	Units	Dev(Min)
1) Fluorobenzene (IS)	6.21	96	261599	25.00	ppb	0.00
4) Chlorobenzene-D5 (IS)	9.41	117	219379	25.00	ppb	0.00
7) 1,4-Dichlorobenzene-D (IS)	11.75	152	136215	25.00	ppb	0.00
System Monitoring Compounds						
2) Dibromofluoromethane(S)	5.41	111	75090	23.80	ppb	0.00
Spiked Amount				25.000		
			Recovery	=	95.204%	
3) 1,2-DCA-D4(S)	5.81	65	51096	24.65	ppb	0.00
Spiked Amount				25.000		
			Recovery	=	98.580%	
5) Toluene-D8(S)	7.95	98	252960	24.59	ppb	0.00
Spiked Amount				25.000		
			Recovery	=	98.356%	
6) 4-Bromofluorobenzene(S)	10.60	95	101253	25.23	ppb	0.00
Spiked Amount				25.000		
			Recovery	=	100.908%	

Target Compounds

Qvalue

Quantitation Report

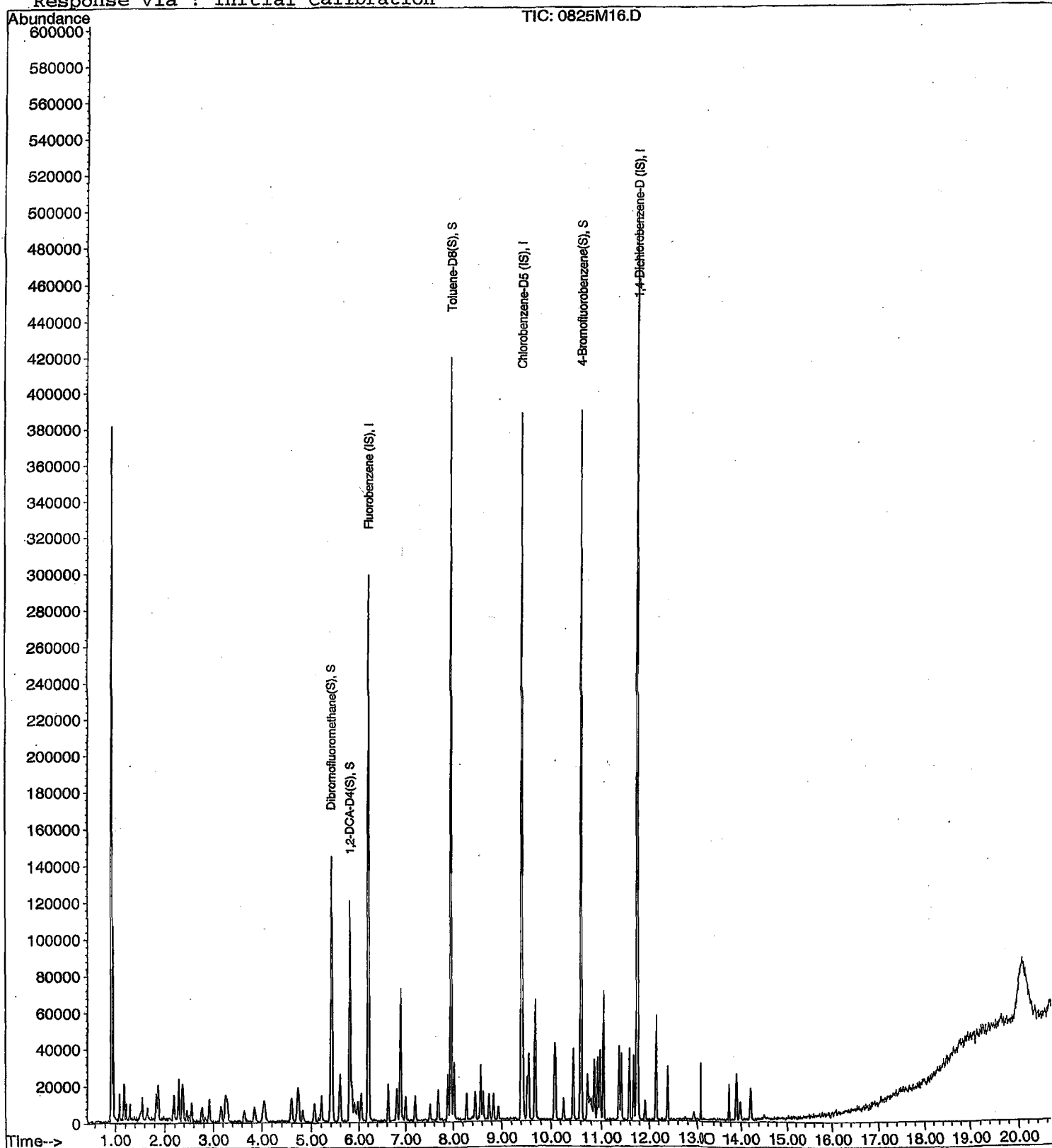
Data File : M:\MAX\DATA\210825\0825M16.D
Acq On : 25 Aug 21 17:07
Sample : 5ug/L VOC STD 8/25/21
Misc : IS&S 6/4/21

Vial: 6
Operator: LP,DG,CH
Inst : Max
Multiplr: 1.00

Quant Time: Aug 26 16:25 2021

Quant Results File: M0825SUR.RES

Method : M:\MAX\DATA\210825\M0825SUR.M (RTE Integrator)
Title : METHOD 8260B
Last Update : Thu Aug 26 11:16:48 2021
Response via : Initial Calibration



Quantitation Report (Not Reviewed)

Data File : M:\MAX\DATA\210825\0825M17.D
 Acq On : 25 Aug 21 17:35
 Sample : 10ug/L VOC STD 8/25/21
 Misc : IS&S 6/4/21

Vial: 7
 Operator: LP,DG,CH
 Inst : Max
 Multiplr: 1.00

Quant Time: Aug 26 16:25 2021

Quant Results File: M0825SUR.RES

Quant Method : M:\MAX\DATA\210825\M0825SUR.M (RTE Integrator)
 Title : METHOD 8260B
 Last Update : Thu Aug 26 11:16:48 2021
 Response via : Initial Calibration
 DataAcq Meth : M8260_081021

Internal Standards	R.T.	QIon	Response	Conc	Units	Dev(Min)
1) Fluorobenzene (IS)	6.21	96	260876	25.00	ppb	0.00
4) Chlorobenzene-D5 (IS)	9.41	117	215380	25.00	ppb	0.00
7) 1,4-Dichlorobenzene-D (IS)	11.75	152	136295	25.00	ppb	0.00
System Monitoring Compounds						
2) Dibromofluoromethane(S)	5.42	111	77116	24.51	ppb	0.00
Spiked Amount				25.000		
			Recovery	=		98.044%
3) 1,2-DCA-D4 (S)	5.82	65	49768	24.07	ppb	0.00
Spiked Amount				25.000		
			Recovery	=		96.284%
5) Toluene-D8 (S)	7.95	98	250522	24.80	ppb	0.00
Spiked Amount				25.000		
			Recovery	=		99.216%
6) 4-Bromofluorobenzene(S)	10.60	95	100010	25.38	ppb	0.00
Spiked Amount				25.000		
			Recovery	=		101.520%

Target Compounds

Qvalue

Quantitation Report

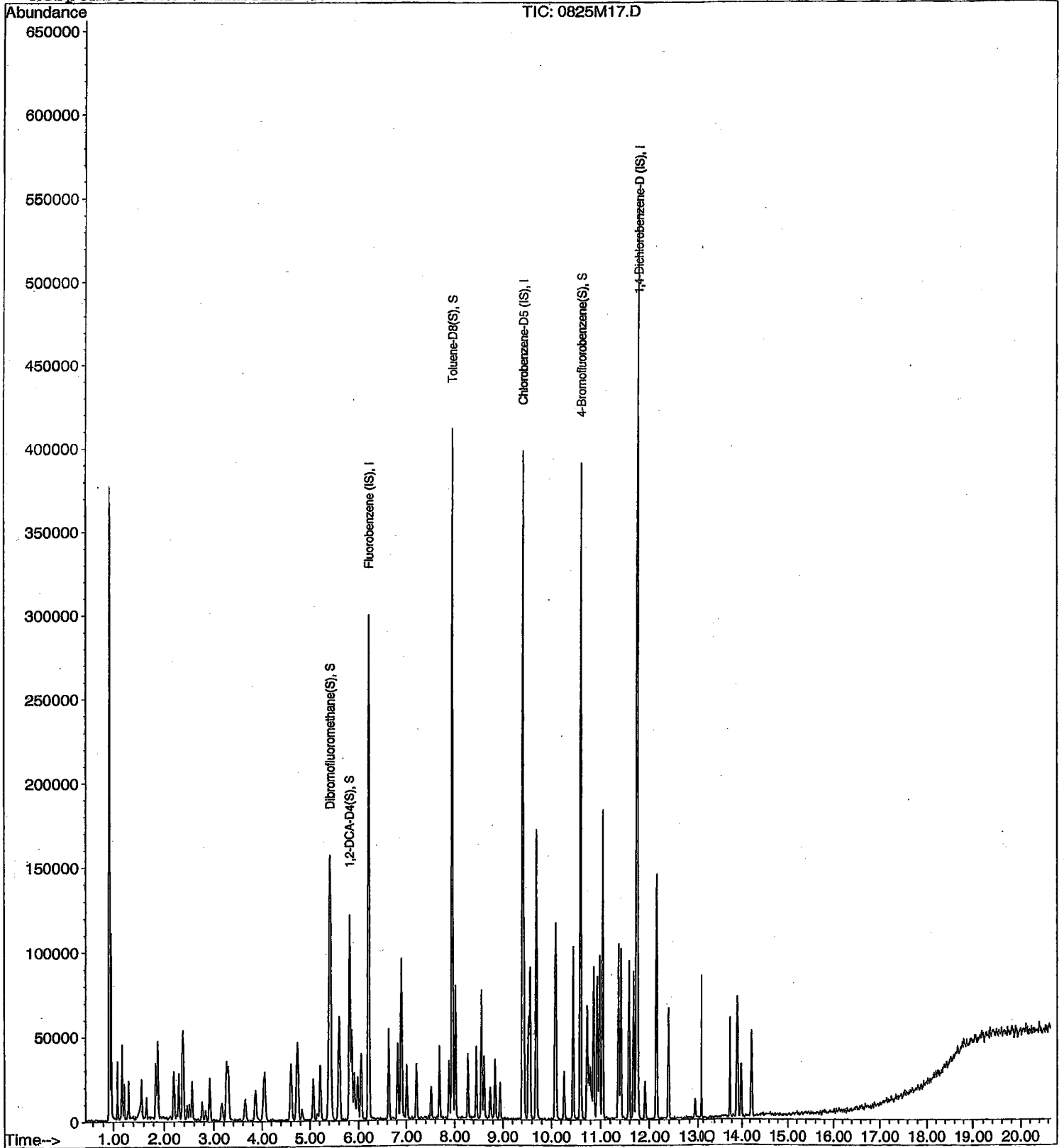
Data File : M:\MAX\DATA\210825\0825M17.D
Acq On : 25 Aug 21 17:35
Sample : 10ug/L VOC STD 8/25/21
Misc : IS&S 6/4/21

Vial: 7
Operator: LP,DG,CH
Inst : Max
Multiplr: 1.00

Quant Time: Aug 26 16:25 2021

Quant Results File: M0825SUR.RES

Method : M:\MAX\DATA\210825\M0825SUR.M (RTE Integrator)
Title : METHOD 8260B
Last Update : Thu Aug 26 11:16:48 2021
Response via : Initial Calibration



Quantitation Report (Not Reviewed)

Data File : M:\MAX\DATA\210825\0825M18.D
 Acq On : 25 Aug 21 18:03
 Sample : 20ug/L VOC STD 8/25/21
 Misc : IS&S 6/4/21

Vial: 8
 Operator: LP,DG,CH
 Inst : Max
 Multiplr: 1.00

Quant Time: Aug 26 16:25 2021

Quant Results File: M0825SUR.RES

Quant Method : M:\MAX\DATA\210825\M0825SUR.M (RTE Integrator)
 Title : METHOD 8260B
 Last Update : Thu Aug 26 11:16:48 2021
 Response via : Initial Calibration
 DataAcq Meth : M8260_081021

Internal Standards	R.T.	QIon	Response	Conc	Units	Dev(Min)
1) Fluorobenzene (IS)	6.21	96	258006	25.00	ppb	0.00
4) Chlorobenzene-D5 (IS)	9.41	117	222674	25.00	ppb	0.00
7) 1,4-Dichlorobenzene-D (IS)	11.75	152	141752	25.00	ppb	0.00
System Monitoring Compounds						
2) Dibromofluoromethane(S)	5.42	111	153975	49.49	ppb	0.00
Spiked Amount						Recovery = 197.940%
3) 1,2-DCA-D4 (S)	5.81	65	102408	50.08	ppb	0.00
Spiked Amount						Recovery = 200.332%
5) Toluene-D8(S)	7.95	98	499120	47.80	ppb	0.00
Spiked Amount						Recovery = 191.196%
6) 4-Bromofluorobenzene(S)	10.60	95	195414	47.97	ppb	0.00
Spiked Amount						Recovery = 191.868%

Target Compounds

Qvalue

Quantitation Report

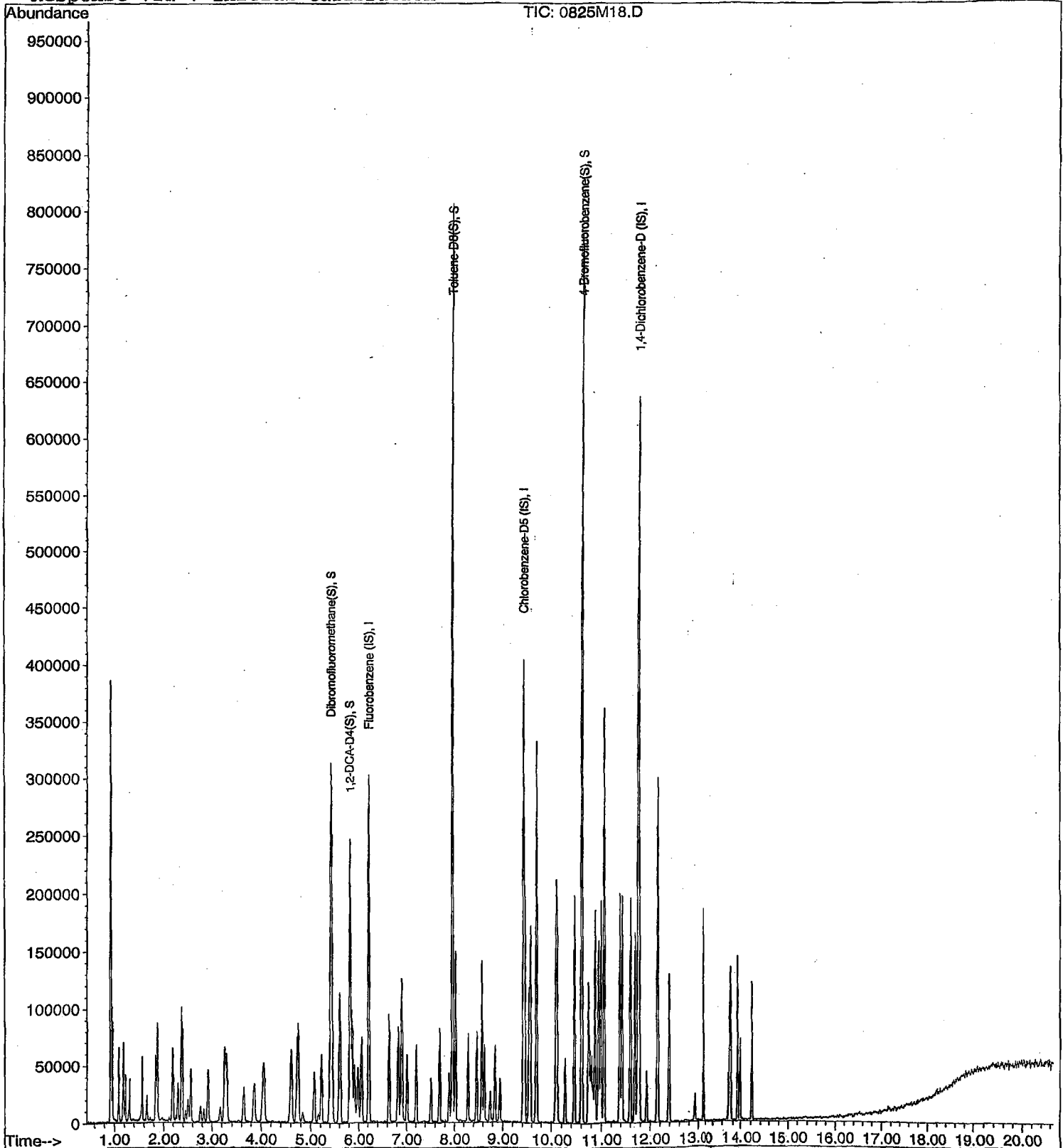
Data File : M:\MAX\DATA\210825\0825M18.D
Acq On : 25 Aug 21 18:03
Sample : 20ug/L VOC STD 8/25/21
Misc : IS&S 6/4/21

Vial: 8
Operator: LP,DG,CH
Inst : Max
Multiplr: 1.00

Quant Time: Aug 26 16:25 2021

Quant Results File: M0825SUR.RES

Method : M:\MAX\DATA\210825\M0825SUR.M (RTE Integrator)
Title : METHOD 8260B
Last Update : Thu Aug 26 11:16:48 2021
Response via : Initial Calibration



Data File : M:\MAX\DATA\210825\0825M19.D
 Acq On : 25 Aug 21 18:31
 Sample : 40ug/L VOC STD 8/25/21
 Misc : IS&S 6/4/21

Vial: 9
 Operator: LP,DG,CH
 Inst : Max
 Multiplr: 1.00

Quant Time: Aug 26 16:25 2021

Quant Results File: M0825SUR.RES

Quant Method : M:\MAX\DATA\210825\M0825SUR.M (RTE Integrator)
 Title : METHOD 8260B
 Last Update : Thu Aug 26 11:16:48 2021
 Response via : Initial Calibration
 DataAcq Meth : M8260_081021

Internal Standards	R.T.	QIon	Response	Conc	Units	Dev(Min)
1) Fluorobenzene (IS)	6.21	96	251853	25.00	ppb	0.00
4) Chlorobenzene-D5 (IS)	9.41	117	216925	25.00	ppb	0.00
7) 1,4-Dichlorobenzene-D (IS)	11.75	152	140689	25.00	ppb	0.00
System Monitoring Compounds						
2) Dibromofluoromethane(S)	5.41	111	151584	49.91	ppb	0.00
Spiked Amount						Recovery = 199.628%
3) 1,2-DCA-D4(S)	5.81	65	102456	51.33	ppb	0.00
Spiked Amount						Recovery = 205.320%
5) Toluene-D8(S)	7.95	98	486936	47.87	ppb	0.00
Spiked Amount						Recovery = 191.472%
6) 4-Bromofluorobenzene(S)	10.60	95	195822	49.34	ppb	0.00
Spiked Amount						Recovery = 197.364%

Target Compounds

Qvalue

Quantitation Report

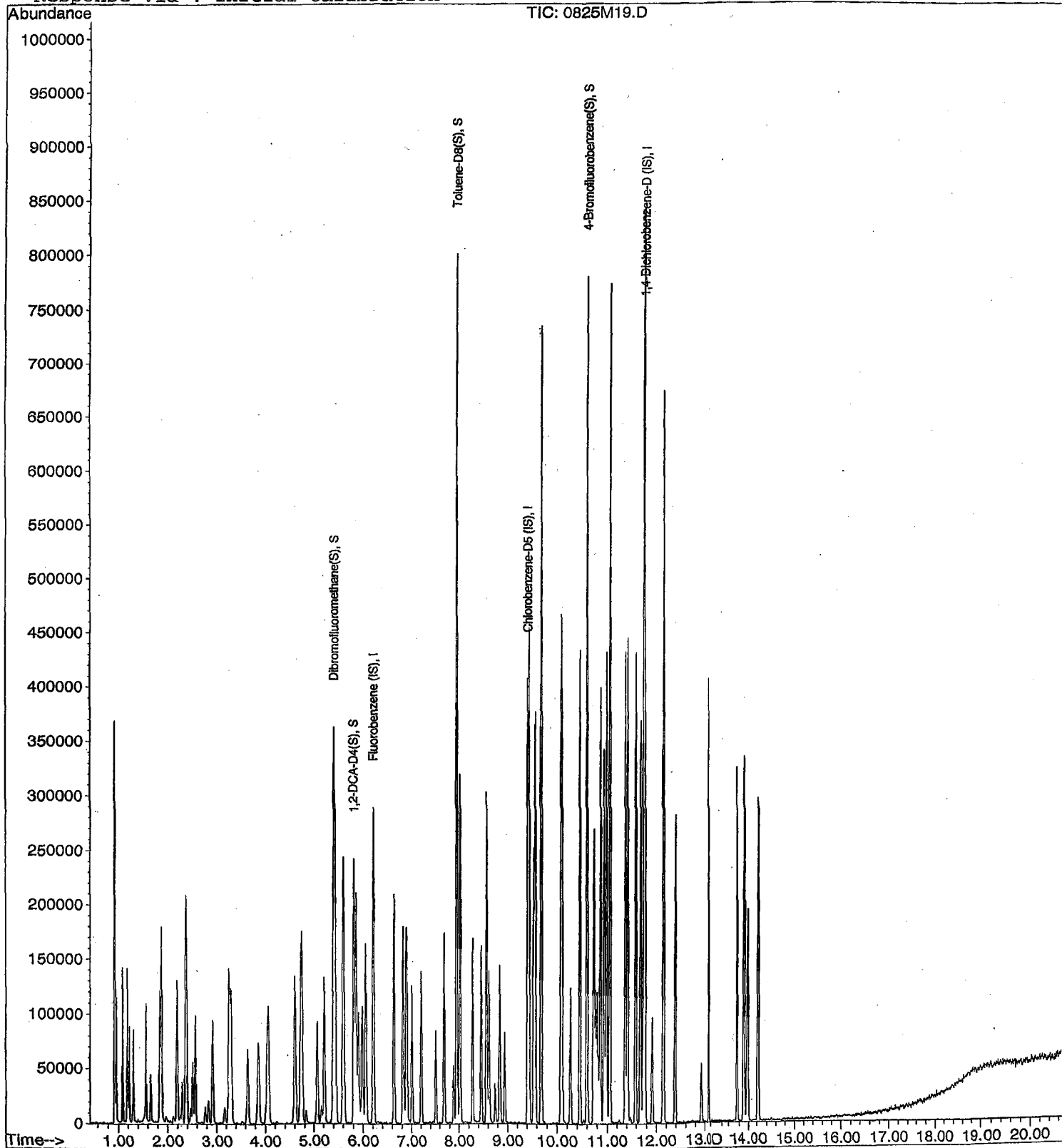
Data File : M:\MAX\DATA\210825\0825M19.D
Acq On : 25 Aug 21 18:31
Sample : 40ug/L VOC STD 8/25/21
Misc : IS&S 6/4/21

Vial: 9
Operator: LP,DG,CH
Inst : Max
Multiplr: 1.00

Quant Time: Aug 26 16:25 2021

Quant Results File: M0825SUR.RES

Method : M:\MAX\DATA\210825\M0825SUR.M (RTE Integrator)
Title : METHOD 8260B
Last Update : Thu Aug 26 11:16:48 2021
Response via : Initial Calibration



Quantitation Report (Not Reviewed)

Data File : M:\MAX\DATA\210825\0825M20.D
 Acq On : 25 Aug 21 18:59
 Sample : 100ug/L VOC STD 8/25/21
 Misc : IS&S 6/4/21

Vial: 10
 Operator: LP,DG,CH
 Inst : Max
 Multiplr: 1.00

Quant Time: Aug 26 16:25 2021

Quant Results File: M0825SUR.RES

Quant Method : M:\MAX\DATA\210825\M0825SUR.M (RTE Integrator)
 Title : METHOD.8260B
 Last Update : Thu Aug 26 11:16:48 2021
 Response via : Initial Calibration
 DataAcq Meth : M8260_081021

Internal Standards	R.T.	QIon	Response	Conc	Units	Dev(Min)
1) Fluorobenzene (IS)	6.21	96	251268	25.00	ppb	0.00
4) Chlorobenzene-D5 (IS)	9.41	117	218191	25.00	ppb	0.00
7) 1,4-Dichlorobenzene-D (IS)	11.75	152	142788	25.00	ppb	0.00
System Monitoring Compounds						
2) Dibromofluoromethane(S)	5.42	111	272268	89.85	ppb	0.00
Spiked Amount	25.000		Recovery	=	359.396%	
3) 1,2-DCA-D4(S)	5.81	65	179968	90.37	ppb	0.00
Spiked Amount	25.000		Recovery	=	361.496%	
5) Toluene-D8(S)	7.95	98	893556	87.33	ppb	0.00
Spiked Amount	25.000		Recovery	=	349.324%	
6) 4-Bromofluorobenzene(S)	10.60	95	358053	89.70	ppb	0.00
Spiked Amount	25.000		Recovery	=	358.780%	

Target Compounds

Qvalue

Quantitation Report

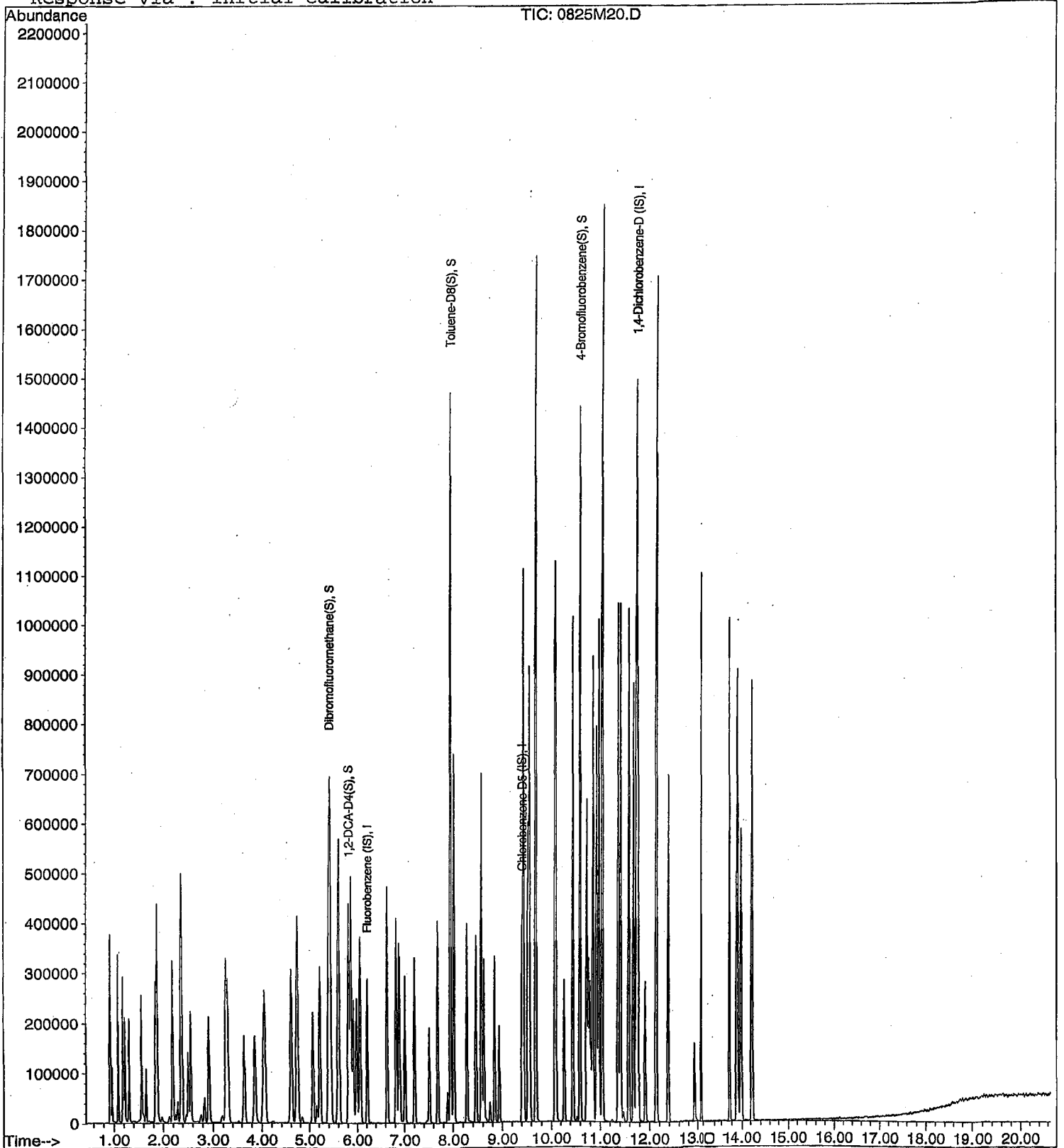
Data File : M:\MAX\DATA\210825\0825M20.D
Acq On : 25 Aug 21 18:59
Sample : 100ug/L VOC STD 8/25/21
Misc : IS&S 6/4/21

Vial: 10
Operator: LP, DG, CH
Inst : Max
Multiplr: 1.00

Quant Time: Aug 26 16:25 2021

Quant Results File: M0825SUR.RES

Method : M:\MAX\DATA\210825\M0825SUR.M (RTE Integrator)
Title : METHOD 8260B
Last Update : Thu Aug 26 11:16:48 2021
Response via : Initial Calibration



VOLATILE ORGANIC ANALYSIS
VOLATILE ORGANIC COMPOUNDS

Form 6
Initial Calibration

Lab Name: APPL, Inc.

SDG No: _____

Case No: _____

Initial Cal. Date: 8/25/2021

Matrix: _____

Instrument: Max

Initials: _____

0825M23.D 0825M24.D 0825M25.D 0825M26.D 0825M27.D 0825M28.D 0825M29.D

	Compound	1	2	3	4	5	6	7			Avg	%RSD	Type	r ²	Q	MRF
1	I Fluorobenzene (IS)															
2	TMHB Gasoline C6-C10	13.8	5.689	3.019	1.290	0.8206	0.7117	0.6349			3.7	130	TMHB	0.999		
3	TMHB Chlorobenzene-D5 (IS)															
4	TMHB 1,4-Dichlorobenzene (IS)															
5																
6																
7																
8																
9																
10																
11																
12																
13																
14																
15																
16																
17																
18																
19																
20																
21																
22																
23																
24																
25																
26																
27																
28																
29																
30																
31																
32																
33																
34																
35																

Quantitation Report (QT Reviewed)

Data File : M:\MAX\DATA\210825\0825M23.D
 Acq On : 25 Aug 21 20:23
 Sample : 20ug/L GAS STD 8/25/21
 Misc : IS&S 6/4/21

Vial: 13
 Operator: LP,DG,CH
 Inst : Max
 Multiplr: 1.00

Quant Time: Aug 26 16:15 2021

Quant Results File: MGAS0825.RES

Quant Method : M:\MAX\DATA\210825\MGAS0825.M (RTE Integrator)
 Title : METHOD 8260B
 Last Update : Thu Aug 26 16:13:10 2021
 Response via : Initial Calibration
 DataAcq Meth : M8260_081021

Internal Standards	R.T.	QIon	Response	Conc	Units	Dev(Min)
1) Fluorobenzene (IS)	6.21	TIC	284811	25.00	ppb	0.00
3) Chlorobenzene-D5 (IS)	11.75	TIC	236410m	25.00	ppb	0.00
4) 1,4-Dichlorobenzene (IS)	10.94	TIC	14670m	25.00	ppb	0.00

System Monitoring Compounds

Target Compounds	R.T.	QIon	Response	Conc	Units	Qvalue
2) Gasoline C6-C10	7.95	TIC	3136582m	38.03	ppb	100

Quantitation Report

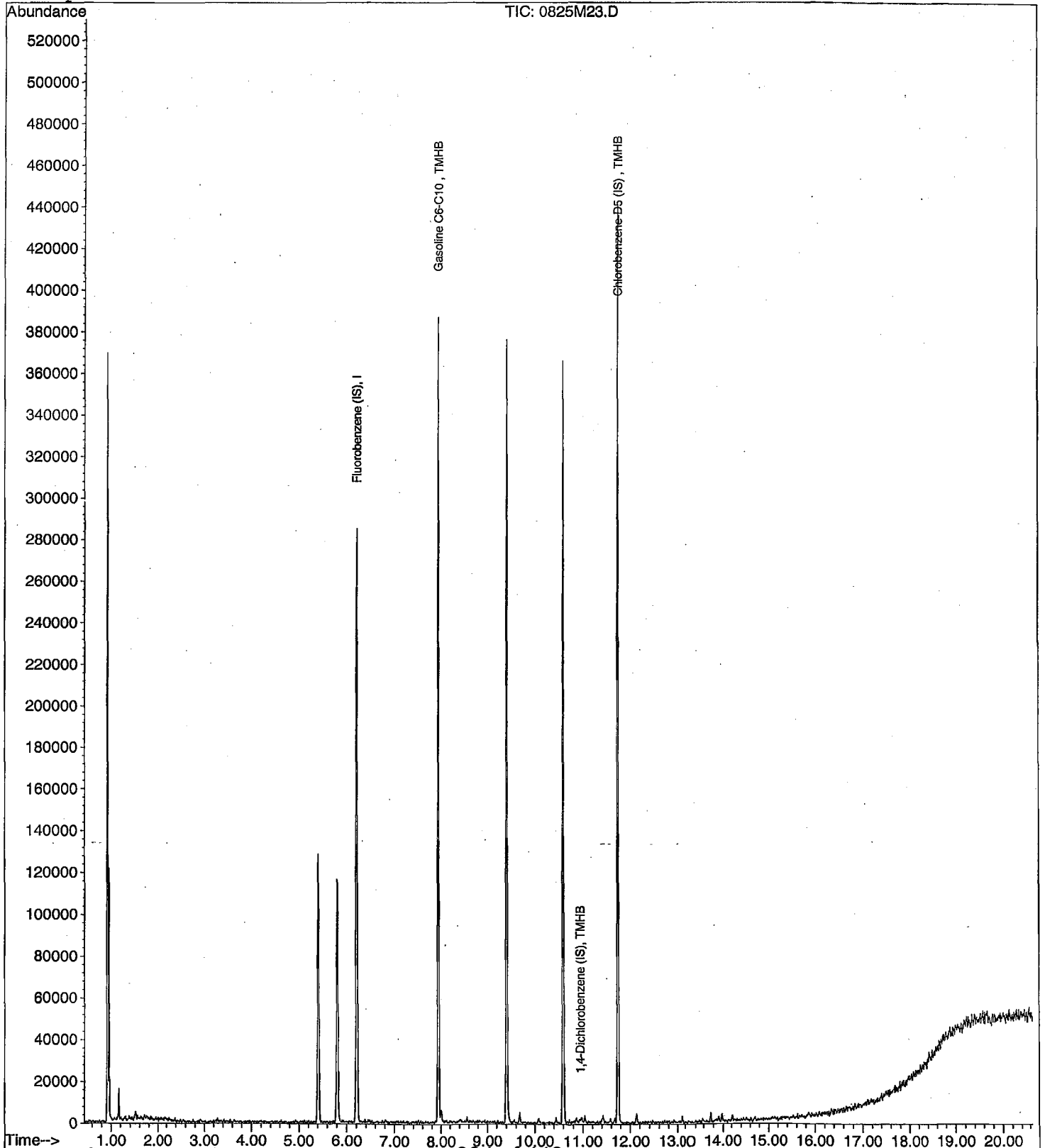
Data File : M:\MAX\DATA\210825\0825M23.D
Acq On : 25 Aug 21 20:23
Sample : 20ug/L GAS STD 8/25/21
Misc : IS&S 6/4/21

Vial: 13
Operator: LP, DG, CH
Inst : Max
Multiplr: 1.00

Quant Time: Aug 26 16:15 2021

Quant Results File: MGAS0825.RES

Method : M:\MAX\DATA\210825\MGAS0825.M (RTE Integrator)
Title : METHOD 8260B
Last Update : Thu Aug 26 16:19:36 2021
Response via : Initial Calibration



394 of 448

Quantitation Report (QT Reviewed)

Data File : M:\MAX\DATA\210825\0825M24.D
 Acq On : 25 Aug 21 20:51
 Sample : 50ug/L GAS STD 8/25/21
 Misc : IS&S 6/4/21

Vial: 14
 Operator: LP,DG,CH
 Inst : Max
 Multiplr: 1.00

Quant Time: Aug 26 16:15 2021

Quant Results File: MGAS0825.RES

Quant Method : M:\MAX\DATA\210825\MGAS0825.M (RTE Integrator)
 Title : METHOD 8260B
 Last Update : Thu Aug 26 16:13:10 2021
 Response via : Initial Calibration
 DataAcq Meth : M8260_081021

Internal Standards	R.T.	QIon	Response	Conc	Units	Dev(Min)
1) Fluorobenzene (IS)	6.21	TIC	285081	25.00	ppb	0.00
3) Chlorobenzene-D5 (IS)	11.75	TIC	248593m	25.00	ppb	0.00
4) 1,4-Dichlorobenzene (IS)	10.94	TIC	21251m	25.00	ppb	0.00

System Monitoring Compounds

Target Compounds	R.T.	QIon	Response	Conc	Units	Qvalue
2) Gasoline C6-C10	7.95	TIC	3243874m	61.97	ppb	100

Quantitation Report

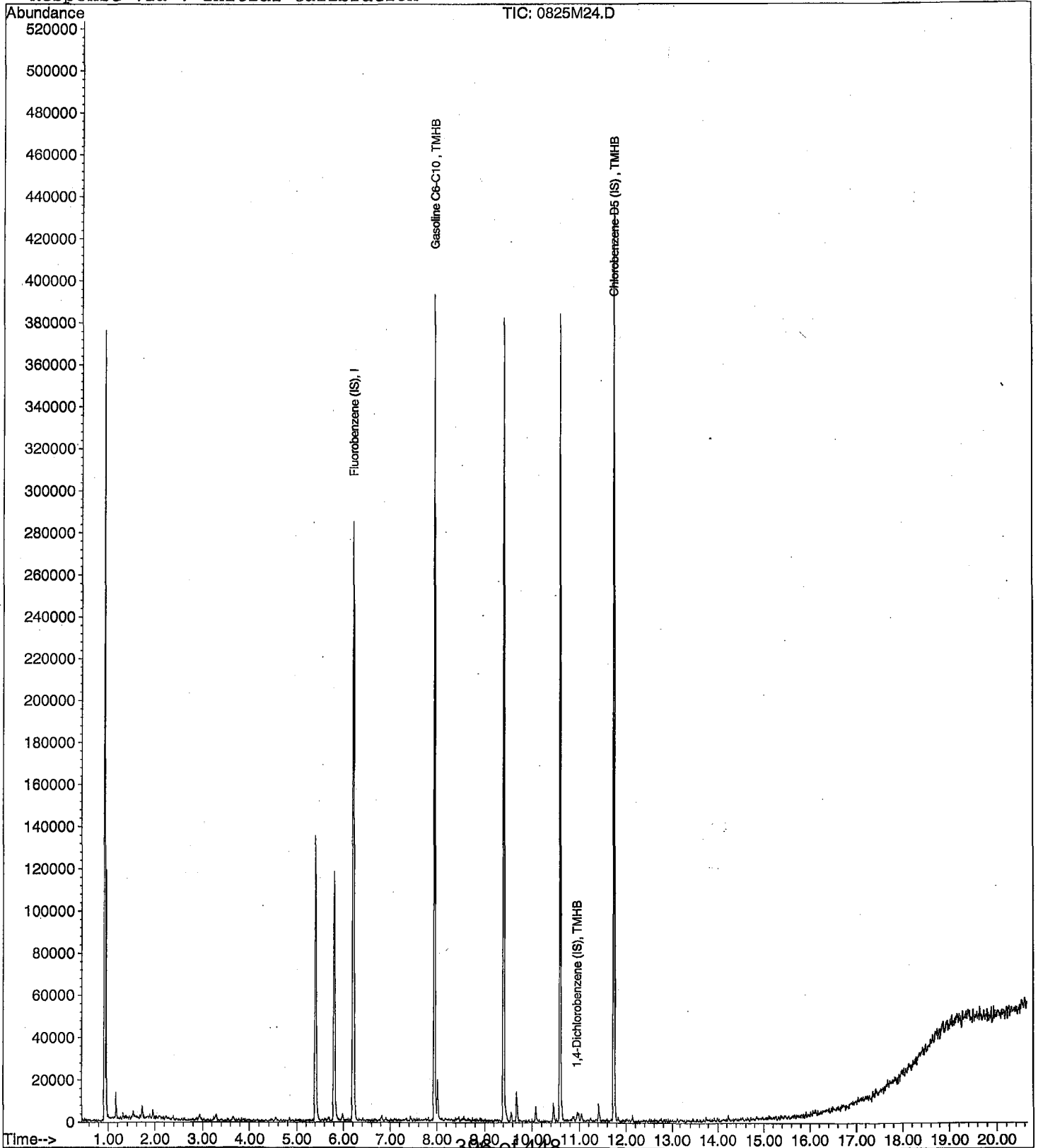
Data File : M:\MAX\DATA\210825\0825M24.D
Acq On : 25 Aug 21 20:51
Sample : 50ug/L GAS STD 8/25/21
Misc : IS&S 6/4/21

Vial: 14
Operator: LP,DG,CH
Inst : Max
Multiplr: 1.00

Quant Time: Aug 26 16:15 2021

Quant Results File: MGAS0825.RES

Method : M:\MAX\DATA\210825\MGAS0825.M (RTE Integrator)
Title : METHOD 8260B
Last Update : Thu Aug 26 16:19:36 2021
Response via : Initial Calibration



Quantitation Report (QT Reviewed)

Data File : M:\MAX\DATA\210825\0825M25.D
 Acq On : 25 Aug 21 21:19
 Sample : 100ug/L GAS STD 8/25/21
 Misc : IS&S 6/4/21

Vial: 15
 Operator: LP,DG,CH
 Inst : Max
 Multiplr: 1.00

Quant Time: Aug 26 16:16 2021

Quant Results File: MGAS0825.RES

Quant Method : M:\MAX\DATA\210825\MGAS0825.M (RTE Integrator)
 Title : METHOD 8260B
 Last Update : Thu Aug 26 16:13:10 2021
 Response via : Initial Calibration
 DataAcq Meth : M8260_081021

Internal Standards	R.T.	QIon	Response	Conc	Units	Dev(Min)
1) Fluorobenzene (IS)	6.21	TIC	286586	25.00	ppb	0.00
3) Chlorobenzene-D5 (IS)	11.75	TIC	245880m	25.00	ppb	0.00
4) 1,4-Dichlorobenzene (IS)	10.94	TIC	32801m	25.00	ppb	0.00

System Monitoring Compounds

Target Compounds	R.T.	QIon	Response	Conc	Units	Qvalue
2) Gasoline C6-C10	7.95	TIC	3460677m	107.56	ppb	100

Quantitation Report

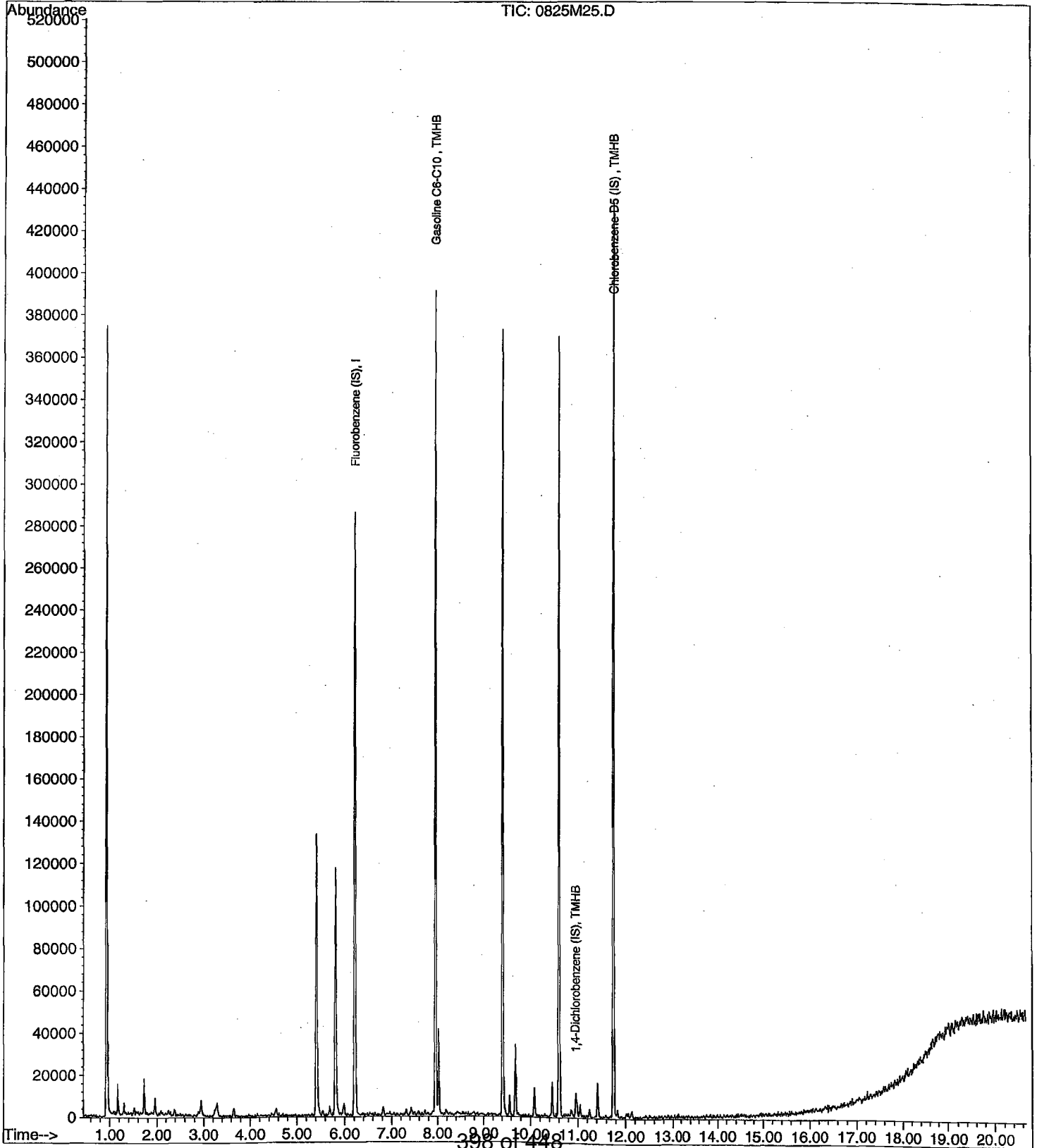
Data File : M:\MAX\DATA\210825\0825M25.D
Acq On : 25 Aug 21 21:19
Sample : 100ug/L GAS STD 8/25/21
Misc : IS&S 6/4/21

Vial: 15
Operator: LP,DG,CH
Inst : Max
Multiplr: 1.00

Quant Time: Aug 26 16:16 2021

Quant Results File: MGAS0825.RES

Method : M:\MAX\DATA\210825\MGAS0825.M (RTE Integrator)
Title : METHOD 8260B
Last Update : Thu Aug 26 16:19:36 2021
Response via : Initial Calibration



Quantitation Report (QT Reviewed)

Data File : M:\MAX\DATA\210825\0825M26.D
 Acq On : 25 Aug 21 21:47
 Sample : 300ug/L GAS STD 8/25/21
 Misc : IS&S 6/4/21

Vial: 16
 Operator: LP,DG,CH
 Inst : Max
 Multiplr: 1.00

Quant Time: Aug 26 16:16 2021

Quant Results File: MGAS0825.RES

Quant Method : M:\MAX\DATA\210825\MGAS0825.M (RTE Integrator)
 Title : METHOD 8260B
 Last Update : Thu Aug 26 16:13:10 2021
 Response via : Initial Calibration
 DataAcq Meth : M8260_081021

Internal Standards	R.T.	QIon	Response	Conc	Units	Dev(Min)
1) Fluorobenzene (IS)	6.21	TIC	280163	25.00	ppb	0.00
3) Chlorobenzene-D5 (IS)	11.75	TIC	264646m	25.00	ppb	0.00
4) 1,4-Dichlorobenzene (IS)	10.94	TIC	87973m	25.00	ppb	0.00

System Monitoring Compounds

Target Compounds	R.T.	QIon	Response	Conc	Units	Qvalue
2) Gasoline C6-C10	7.95	TIC	4335414m	329.97	ppb	100

Quantitation Report

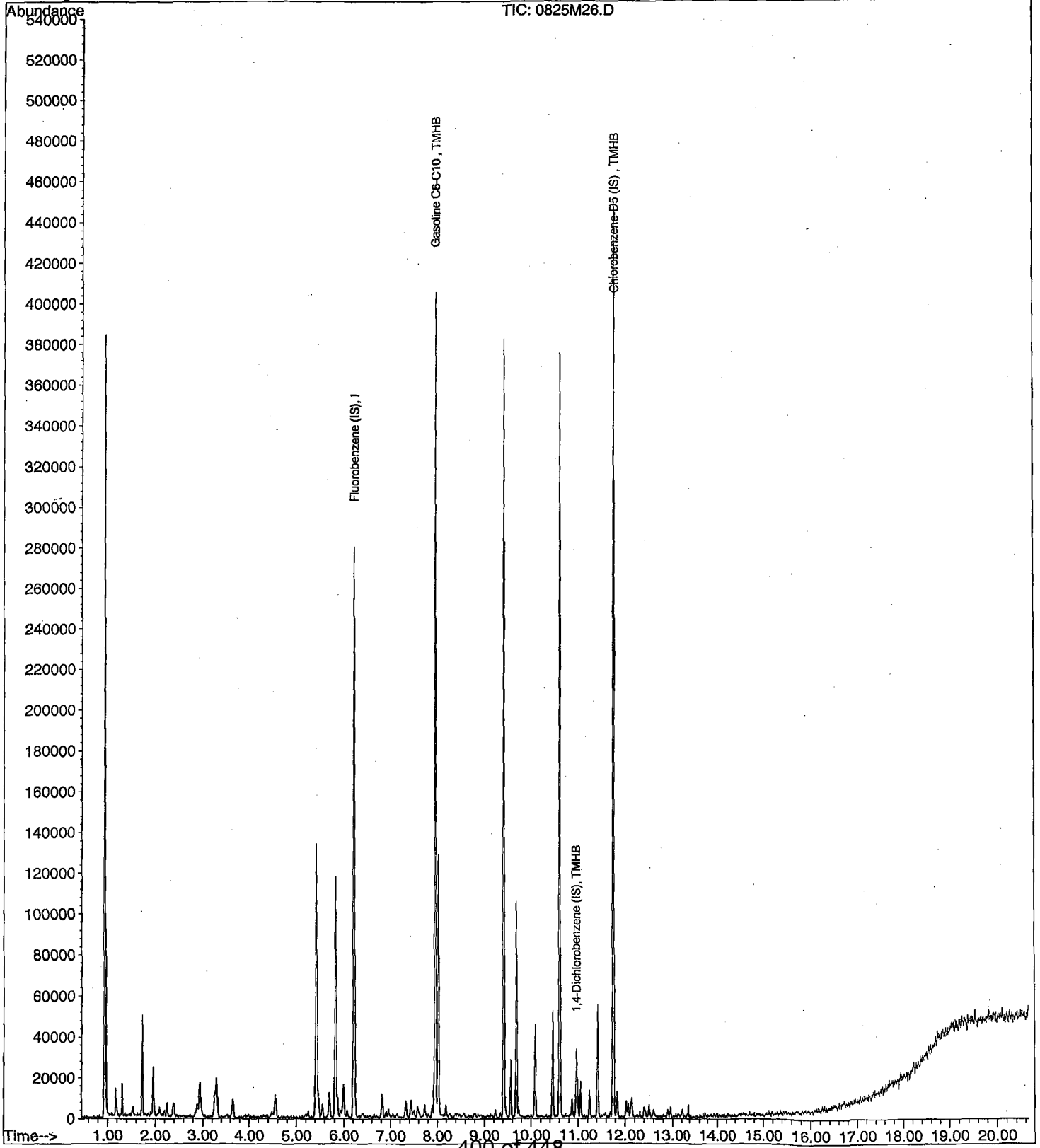
Data File : M:\MAX\DATA\210825\0825M26.D
Acq On : 25 Aug 21 21:47
Sample : 300ug/L GAS STD 8/25/21
Misc : IS&S 6/4/21

Vial: 16
Operator: LP,DG,CH
Inst : Max.
Multiplr: 1.00

Quant Time: Aug 26 16:16 2021

Quant Results File: MGAS0825.RES

Method : M:\MAX\DATA\210825\MGAS0825.M (RTE Integrator)
Title : METHOD 8260B
Last Update : Thu Aug 26 16:19:36 2021
Response via : Initial Calibration



Quantitation Report (QT Reviewed)

Data File : M:\MAX\DATA\210825\0825M27.D
 Acq On : 25 Aug 21 22:14
 Sample : 600ug/L GAS STD 8/25/21
 Misc : IS&S 6/4/21

Vial: 17
 Operator: LP,DG,CH
 Inst : Max
 Multiplr: 1.00

Quant Time: Aug 26 16:18 2021

Quant Results File: MGAS0825.RES

Quant Method : M:\MAX\DATA\210825\MGAS0825.M (RTE Integrator)
 Title : METHOD 8260B
 Last Update : Thu Aug 26 16:13:10 2021
 Response via : Initial Calibration
 DataAcq Meth : M8260_081021

Internal Standards	R.T.	QIon	Response	Conc	Units	Dev(Min)
1) Fluorobenzene (IS)	6.21	TIC	283991	25.00	ppb	0.00
3) Chlorobenzene-D5 (IS)	11.75	TIC	290103m	25.00	ppb	0.00
4) 1,4-Dichlorobenzene (IS)	10.94	TIC	180429m	25.00	ppb	0.00

System Monitoring Compounds

Target Compounds	R.T.	QIon	Response	Conc	Units	Qvalue
2) Gasoline C6-C10	7.95	TIC	5593097m	606.10	ppb	100

Quantitation Report

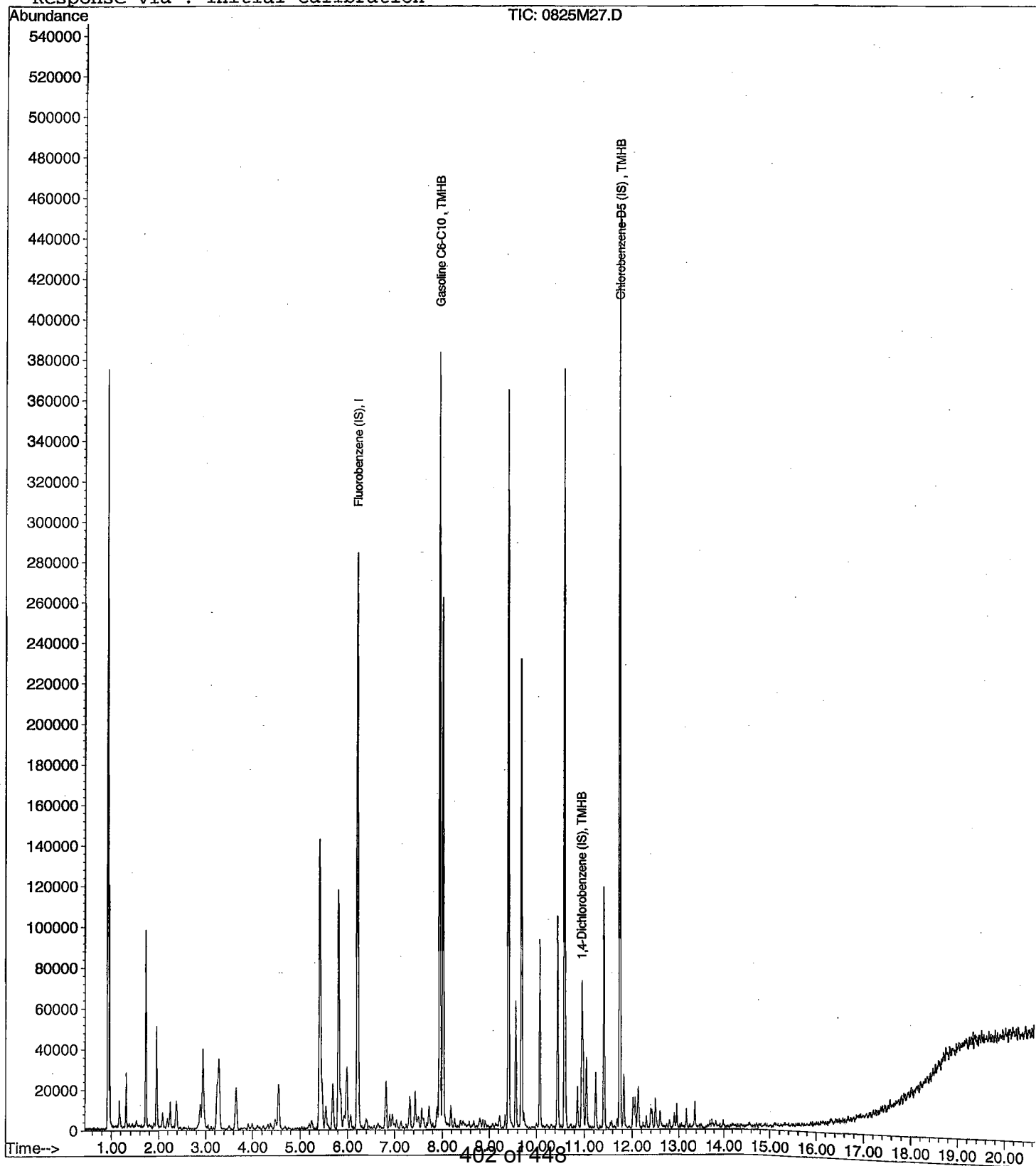
Data File : M:\MAX\DATA\210825\0825M27.D
Acq On : 25 Aug 21 22:14
Sample : 600ug/L GAS STD 8/25/21
Misc : IS&S 6/4/21

Vial: 17
Operator: LP,DG,CH
Inst : Max
Multiplr: 1.00

Quant Time: Aug 26 16:18 2021

Quant Results File: MGAS0825.RES

Method : M:\MAX\DATA\210825\MGAS0825.M (RTE Integrator)
Title : METHOD 8260B
Last Update : Thu Aug 26 16:19:36 2021
Response via : Initial Calibration



Quantitation Report (QT Reviewed)

Data File : M:\MAX\DATA\210825\0825M28.D
 Acq On : 25 Aug 21 22:42
 Sample : 800ug/L GAS STD 8/25/21
 Misc : IS&S 6/4/21

Vial: 18
 Operator: LP,DG,CH
 Inst : Max
 Multiplr: 1.00

Quant Time: Aug 26 16:18 2021

Quant Results File: MGAS0825.RES

Quant Method : M:\MAX\DATA\210825\MGAS0825.M (RTE Integrator)
 Title : METHOD 8260B
 Last Update : Thu Aug 26 16:13:10 2021
 Response via : Initial Calibration
 DataAcq Meth : M8260_081021

Internal Standards	R.T.	QIon	Response	Conc	Units	Dev(Min)
1) Fluorobenzene (IS)	6.21	TIC	288929	25.00	ppb	0.00
3) Chlorobenzene-D5 (IS)	11.75	TIC	313031m	25.00	ppb	0.00
4) 1,4-Dichlorobenzene (IS)	10.94	TIC	240514m	25.00	ppb	0.00

System Monitoring Compounds

Target Compounds	R.T.	QIon	Response	Conc	Units	Qvalue
2) Gasoline C6-C10	7.95	TIC	6580092m	807.60	ppb	100

Quantitation Report

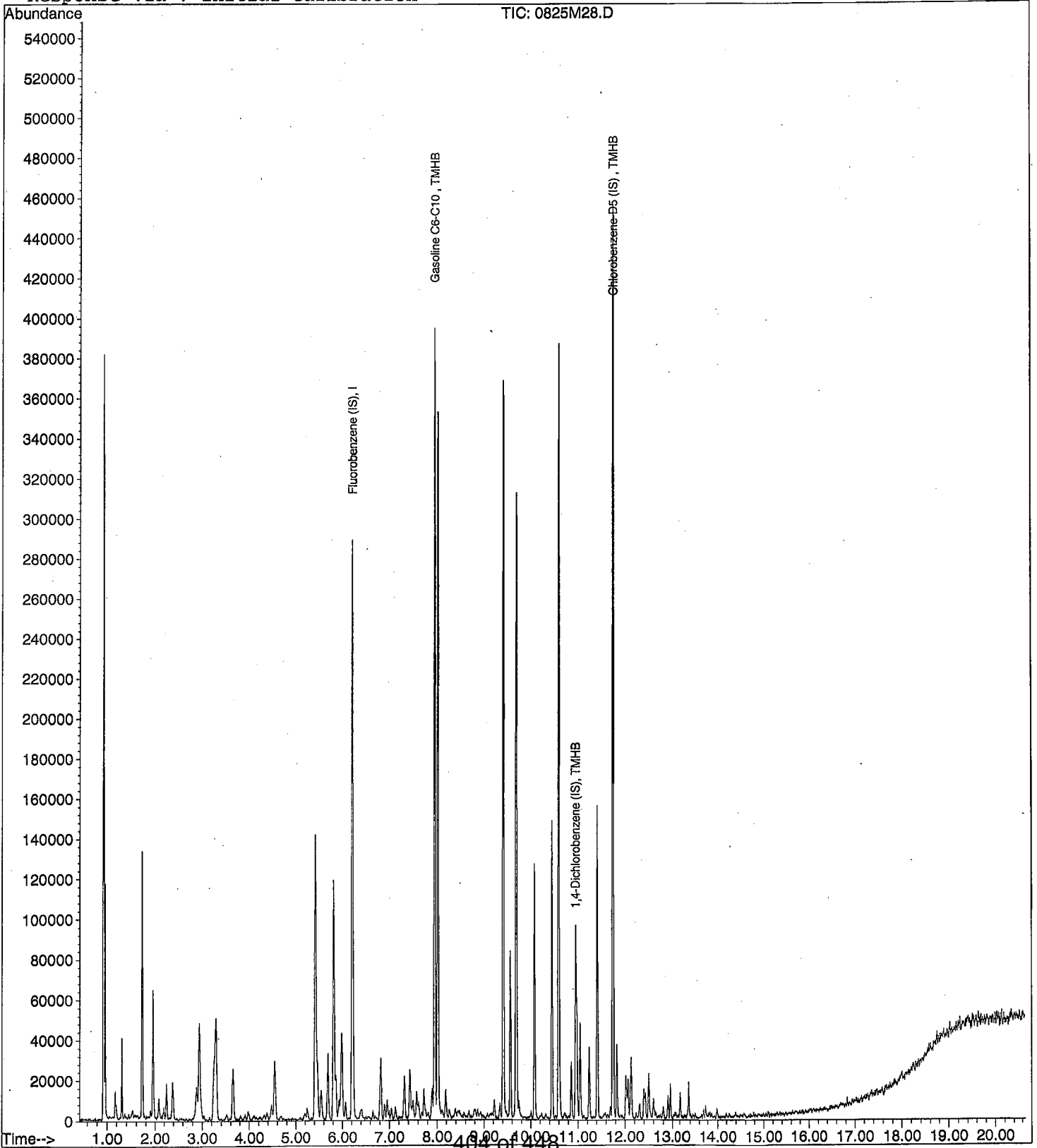
Data File : M:\MAX\DATA\210825\0825M28.D
Acq On : 25 Aug 21 22:42
Sample : 800ug/L GAS STD 8/25/21
Misc : IS&S 6/4/21

Vial: 18
Operator: LP,DG,CH
Inst : Max
Multiplr: 1.00

Quant Time: Aug 26 16:18 2021

Quant Results File: MGAS0825.RES

Method : M:\MAX\DATA\210825\MGAS0825.M (RTE Integrator)
Title : METHOD 8260B
Last Update : Thu Aug 26 16:19:36 2021
Response via : Initial Calibration



Quantitation Report (QT Reviewed)

Data File : M:\MAX\DATA\210825\0825M29.D
 Acq On : 25 Aug 21 23:10
 Sample : 1000ug/L GAS STD 8/25/21
 Misc : IS&S 6/4/21

Vial: 19
 Operator: LP,DG,CH
 Inst : Max
 Multiplr: 1.00

Quant Time: Aug 26 16:19 2021

Quant Results File: MGAS0825.RES

Quant Method : M:\MAX\DATA\210825\MGAS0825.M (RTE Integrator)
 Title : METHOD 8260B
 Last Update : Thu Aug 26 16:13:10 2021
 Response via : Initial Calibration
 DataAcq Meth : M8260_081021

Internal Standards	R.T.	QIon	Response	Conc	Units	Dev(Min)
1) Fluorobenzene (IS)	6.21	TIC	286598	25.00	ppb	0.00
3) Chlorobenzene-D5 (IS)	11.75	TIC	331346m	25.00	ppb	0.00
4) 1,4-Dichlorobenzene (IS)	10.94	TIC	289883m	25.00	ppb	0.00

System Monitoring Compounds

Target Compounds	R.T.	QIon	Response	Conc	Units	Qvalue
2) Gasoline C6-C10	8.02	TIC	7278206m	979.10	ppb	100

Quantitation Report

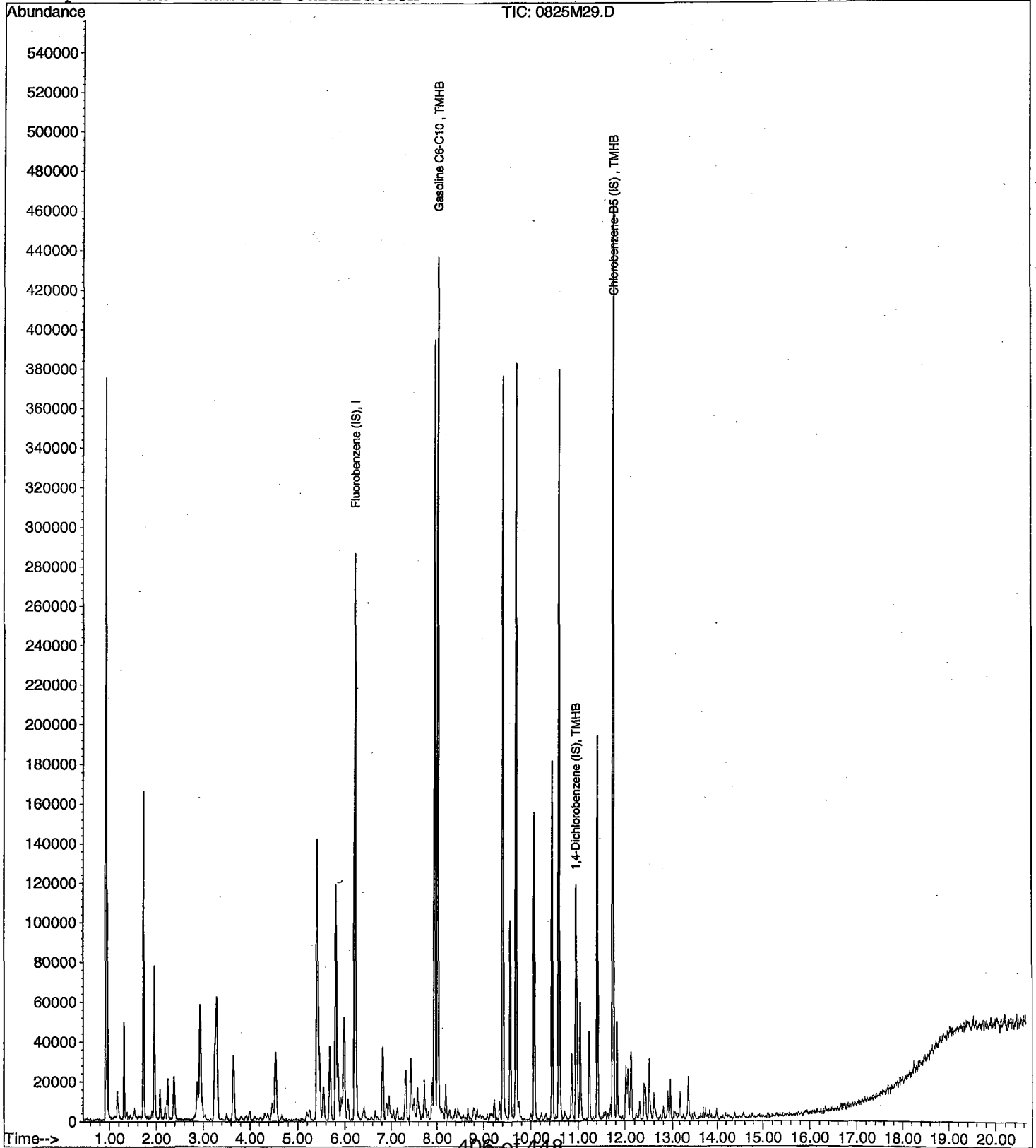
Data File : M:\MAX\DATA\210825\0825M29.D
Acq On : 25 Aug 21 23:10
Sample : 1000ug/L GAS STD 8/25/21
Misc : IS&S 6/4/21

Vial: 19
Operator: LP,DG,CH
Inst : Max
Multiplr: 1.00

Quant Time: Aug 26 16:19 2021

Quant Results File: MGAS0825.RES

Method : M:\MAX\DATA\210825\MGAS0825.M (RTE Integrator)
Title : METHOD 8260B
Last Update : Thu Aug 26 16:19:36 2021
Response via : Initial Calibration



VOLATILE ORGANIC ANALYSIS
VOLATILE ORGANIC COMPOUNDS

Form 7

Second Source Calibration

Lab Name: APPL, Inc.
Case No: _____
Matrix: _____

SDG No: _____
Date Analyzed: 8/26/2021
Instrument: Max
Initial Cal. Date: 8/25/2021
Data File: 0825M31.D

	Compound	MEAN	CCRF	%D	%Drift
1	TMHB Gasoline C6-C10	3.704	1.312	65	TMHBL 12
2					
3					
4					
5					
6					
7					
8					
9					
10					
11					
12					
13					
14					
15					
16					
17					
18					
19					
20					
21					
22					
23					
24					
25					
26					
27					
28					
29					
30					
31					
32					
33					
34					
35					
36					
37					
38					
39					
40					

Average

65.0

Quantitation Report (QT Reviewed)

Data File : M:\MAX\DATA\210825\0825M31.D
 Acq On : 26 Aug 21 00:06
 Sample : (SS) 300ug/L GAS STD 8/25/21
 Misc : IS&S 6/4/21

Vial: 21
 Operator: LP,DG,CH
 Inst : Max
 Multiplr: 1.00

Quant Time: Sep 1 8:52 2021

Quant Results File: MGAS0825.RES

Quant Method : M:\MAX\DATA\210825\MGAS0825.M (RTE Integrator)
 Title : METHOD 8260B
 Last Update : Thu Aug 26 16:19:36 2021
 Response via : Initial Calibration
 DataAcq Meth : M8260_081021

Internal Standards	R.T.	QIon	Response	Conc	Units	Dev(Min)
1) Fluorobenzene (IS)	6.21	TIC	283312	25.00	ppb	0.00
3) Chlorobenzene-D5 (IS)	11.75	TIC	277458m	25.00	ppb	0.00
4) 1,4-Dichlorobenzene (IS)	10.94	TIC	112772m	25.00	ppb	0.00

System Monitoring Compounds

Target Compounds	R.T.	QIon	Response	Conc	Units	Qvalue
2) Gasoline C6-C10	7.95	TIC	4459802m	336.84	ppb	100

Quantitation Report

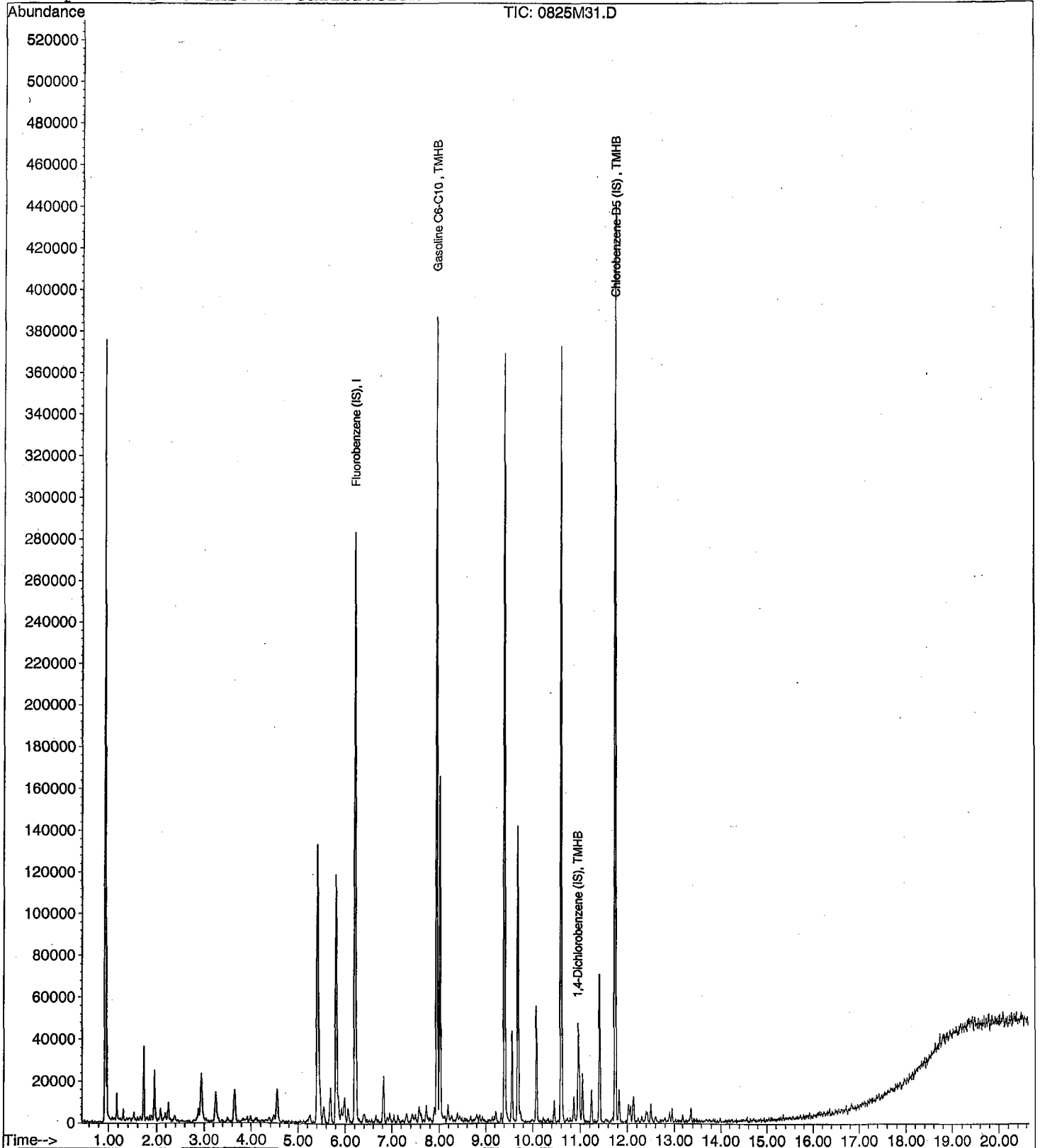
Data File : M:\MAX\DATA\210825\0825M31.D
Acq On : 26 Aug 21 00:06
Sample : (SS) 300ug/L GAS STD 8/25/21
Misc : IS&S 6/4/21

Vial: 21
Operator: LP,DG,CH
Inst : Max
Multiplr: 1.00

Quant Time: Sep 1 8:52 2021

Quant Results File: MGAS0825.RES

Method : M:\MAX\DATA\210825\MGAS0825.M (RTE Integrator)
Title : METHOD 8260B
Last Update : Thu Aug 26 16:19:36 2021
Response via : Initial Calibration



**VOLATILE ORGANIC ANALYSIS
VOLATILE ORGANIC COMPOUNDS**

Form 7

Continuing Calibration

Lab Name: APPL, Inc.
Case No: _____
Matrix: Water

SDG No: _____
Date Analyzed: 10/15/2021
Instrument: Max
Initial Cal. Date: 8/25/2021
Data File: 1014M32.D

	Compound	MEAN	CCRF	%D	%Drift
1	Fluorobenzene (IS)	ISTD			
2	TMHB Gasoline C6-C10	3.704	1.253	66	TMHBL 3.4
3	TMHB Chlorobenzene-D5 (IS)	ISTD			TMHB
4	TMHB 1,4-Dichlorobenzene (IS)	ISTD			TMHB
5					
6					
7					
8					
9					
10					
11					
12					
13					
14					
15					
16					
17					
18					
19					
20					
21					
22					
23					
24					
25					
26					
27					
28					
29					
30					
31					
32					
33					
34					
35					
36					
37					
38					
39					
40					

Average

66.0

VOLATILE ORGANIC ANALYSIS BY
EPA METHOD 8260B

Form 7

Continuing Calibration

Lab Name: APPL, Inc.
Case No: _____
Matrix: Water

SDG No: _____
Date Analyzed: 10/15/2021
Instrument: Max
Initial Cal. Date: 8/25/2021
Data File: 1014M32.D

	Compound	MEAN	CCRF	%D	%Drift
1	I Fluorobenzene (IS)	ISTD			I
2	S Dibromofluoromethane(S)	0.3015	0.3168	5.1	S
3	S 1,2-DCA-D4(S)	0.1981	0.2172	9.6	S
4	I Chlorobenzene-D5 (IS)	ISTD			I
5	S Toluene-D8(S)	1.172	1.146	2.2	S
6	S 4-Bromofluorobenzene(S)	0.4574	0.4551	0.49	S
7	I 1,4-Dichlorobenzene-D (IS)	ISTD			I
8					
9					
10					
11					
12					
13					
14					
15					
16					
17					
18					
19					
20					
21					
22					
23					
24					
25					
26					
27					
28					
29					
30					
31					
32					
33					
34					
35					
36					
37					
38					
39					
40	Average			4.3	

Quantitation Report (QT Reviewed)

Data File : M:\MAX\DATA\211008\1014M32.D Vial: 32
 Acq On : 15 Oct 21 00:11 Operator: LP,DG,CH
 Sample : 211014B CCV 300ug/L Inst : Max
 Misc : IS&S 8/4/21 Multiplr: 1.00

Quant Time: Oct 15 5:41 2021

Quant Results File: MGAS0825.RES

Quant Method : M:\MAX\DATA\210922\MGAS0825.M (RTE Integrator)
 Title : METHOD 8260B
 Last Update : Thu Aug 26 16:19:36 2021
 Response via : Initial Calibration
 DataAcq Meth : M8260

Internal Standards	R.T.	QIon	Response	Conc	Units	Dev(Min)
1) Fluorobenzene (IS)	6.34	TIC	445702	25.00	ppb	0.12
3) Chlorobenzene-D5 (IS)	11.75	TIC	465687m	25.00	ppb	0.00
4) 1,4-Dichlorobenzene (IS)	10.94	TIC	160202m	25.00	ppb	0.00

System Monitoring Compounds

Target Compounds	R.T.	QIon	Response	Conc	Units	Qvalue
2) Gasoline C6-C10	8.05	TIC	6704128m	289.76	ppb	100

Quantitation Report (Not Reviewed)

Data File : M:\MAX\DATA\211008\1014M32.D	Vial: 32
Acq On : 15 Oct 21 00:11	Operator: LP,DG,CH
Sample : 211014B CCV 300ug/L	Inst : Max
Misc : IS&S 8/4/21	Multiplr: 1.00

Quant Time: Nov 24 11:52 2021 Quant Results File: M0825SUR.RE

Quant Method : M:\MAX\DATA\210922\M0825SUR.M (RTE Integrator)
 Title : METHOD 8260B
 Last Update : Thu Aug 26 11:16:48 2021
 Response via : Initial Calibration
 DataAcq Meth : M8260

Internal Standards	R.T.	QIon	Response	Conc	Units	Dev (Min)
1) Fluorobenzene (IS)	6.34	96	376941	25.00	ppb	0.12
4) Chlorobenzene-D5 (IS)	9.50	117	340508	25.00	ppb	0.08
7) 1,4-Dichlorobenzene-D (IS)	11.82	152	218778	25.00	ppb	0.07
 System Monitoring Compounds						
2) Dibromofluoromethane (S)	5.55	111	119418	26.27	ppb	0.14
Spiked Amount				25.000		
			Recovery	= 105.080%		
3) 1,2-DCA-D4 (S)	5.94	65	81864	27.40	ppb	0.13
Spiked Amount				25.000		
			Recovery	= 109.612%		
5) Toluene-D8 (S)	8.05	98	390255	24.44	ppb	0.10
Spiked Amount				25.000		
			Recovery	= 97.760%		
6) 4-Bromofluorobenzene (S)	10.67	95	154979	24.88	ppb	0.08
Spiked Amount				25.000		
			Recovery	= 99.508%		

Target Compounds Qvalue

Quantitation Report

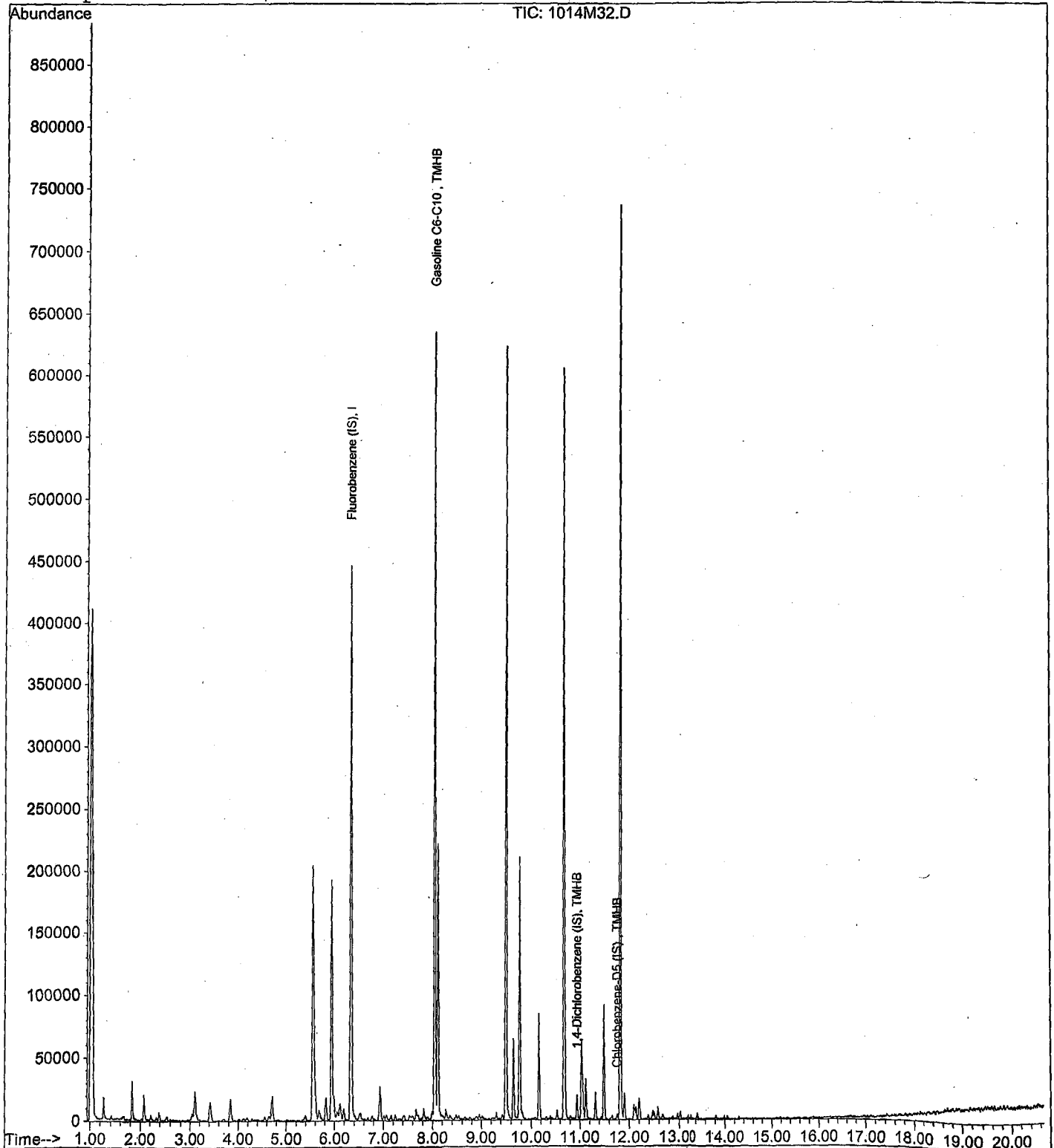
Data File : M:\MAX\DATA\211008\1014M32.D
Acq On : 15 Oct 21 00:11
Sample : 211014B CCV 300ug/L
Misc : IS&S 8/4/21

Vial: 32
Operator: LP, DG, CH
Inst : Max
Multiplr: 1.00

Quant Time: Oct 15 5:41 2021

Quant Results File: MGAS0825.RE

Method : M:\MAX\DATA\210922\MGAS0825.M (RTE Integrator)
Title : METHOD 8260B
Last Update : Thu Aug 26 16:19:36 2021
Response via : Initial Calibration



VOLATILE ORGANIC ANALYSIS
VOLATILE ORGANIC COMPOUNDS

Form 7

Ending Continuing Calibration

Lab Name: APPL, Inc.
Case No: _____
Matrix: Water

SDG No: _____
Date Analyzed: 10/15/2021
Instrument: Max
Initial Cal. Date: 8/25/2021
Data File: 1014M53.D

	Compound	MEAN	CCRF	%D	%Drift
1	I Fluorobenzene (IS)	ISTD			I
2	TMHB Gasoline C6-C10	3.704	1.237	67	TMHBL 7.9
3	TMHB Chlorobenzene-D5 (IS)	ISTD			TMHB
4	TMHB 1,4-Dichlorobenzene (IS)	ISTD			TMHB
5					
6					
7					
8					
9					
10					
11					
12					
13					
14					
15					
16					
17					
18					
19					
20					
21					
22					
23					
24					
25					
26					
27					
28					
29					
30					
31					
32					
33					
34					
35					
36					
37					
38					
39					
40					

Average

67.0

VOLATILE ORGANIC ANALYSIS BY
EPA METHOD 8260B

Form 7

Ending Continuing Calibration

Lab Name: APPL, Inc.
Case No: _____
Matrix: Water

SDG No: _____
Date Analyzed: 10/15/2021
Instrument: Max
Initial Cal. Date: 8/25/2021
Data File: 1014M53.D

		Compound	MEAN	CCRF	%D	%Drift
1	I	Fluorobenzene (IS)	ISTD			I
2	S	Dibromofluoromethane(S)	0.3015	0.3098	2.8	S
3	S	1,2-DCA-D4(S)	0.1981	0.2151	8.5	S
4	I	Chlorobenzene-D5 (IS)	ISTD			I
5	S	Toluene-D8(S)	1.172	1.136	3.1	S
6	S	4-Bromofluorobenzene(S)	0.4574	0.4527	1.0	S
7	I	1,4-Dichlorobenzene-D (IS)	ISTD			I
8						
9						
10						
11						
12						
13						
14						
15						
16						
17						
18						
19						
20						
21						
22						
23						
24						
25						
26						
27						
28						
29						
30						
31						
32						
33						
34						
35						
36						
37						
38						
39						
40						

Average

3.9

Data File : M:\MAX\DATA\211008\1014M53.D
 Acq On : 15 Oct 21 10:05
 Sample : Ending CCV 300ug/L 10/14/21
 Misc : IS&S 8/4/21

Vial: 53
 Operator: LP,DG,CH
 Inst : Max
 Multiplr: 1.00

Quant Time: Nov 24 11:38 2021

Quant Results File: MGAS0825.RES

Quant Method : M:\MAX\DATA\210922\MGAS0825.M (RTE Integrator)
 Title : METHOD 8260B
 Last Update : Thu Aug 26 16:19:36 2021
 Response via : Initial Calibration
 DataAcq Meth : M8260

Internal Standards	R.T.	QIon	Response	Conc	Units	Dev(Min)
1) Fluorobenzene (IS)	6.34	TIC	463610	25.00	ppb	0.13
3) Chlorobenzene-D5 (IS)	11.75	TIC	463110m	25.00	ppb	0.00
4) 1,4-Dichlorobenzene (IS)	10.94	TIC	140819m	25.00	ppb	0.00

System Monitoring Compounds

Target Compounds	R.T.	QIon	Response	Conc	Units	Qvalue
2) Gasoline C6-C10	8.05	TIC	6880467m	276.26	ppb	100

Data File : M:\MAX\DATA\211008\1014M53.D
 Acq On : 15 Oct 21 10:05
 Sample : Ending CCV 300ug/L 10/14/21
 Misc : IS&S 8/4/21

Vial: 53
 Operator: LP,DG,CH
 Inst : Max
 Multiplr: 1.00

Quant Time: Nov 24 11:56 2021

Quant Results File: M0825SUR.RES

Quant Method : M:\MAX\DATA\210922\M0825SUR.M (RTE Integrator)
 Title : METHOD 8260B
 Last Update : Thu Aug 26 11:16:48 2021
 Response via : Initial Calibration
 DataAcq Meth : M8260

Internal Standards	R.T.	QIon	Response	Conc	Units	Dev (Min)
1) Fluorobenzene (IS)	6.34	96	397957	25.00	ppb	0.13
4) Chlorobenzene-D5 (IS)	9.50	117	352818	25.00	ppb	0.09
7) 1,4-Dichlorobenzene-D (IS)	11.82	152	218671	25.00	ppb	0.08
System Monitoring Compounds						
2) Dibromofluoromethane(S)	5.56	111	123296	25.69	ppb	0.14
Spiked Amount						
						Recovery = 102.760%
3) 1,2-DCA-D4(S)	5.95	65	85584	27.14	ppb	0.13
Spiked Amount						
						Recovery = 108.544%
5) Toluene-D8(S)	8.05	98	400923	24.23	ppb	0.10
Spiked Amount						
						Recovery = 96.928%
6) 4-Bromofluorobenzene(S)	10.68	95	159733	24.75	ppb	0.08
Spiked Amount						
						Recovery = 98.984%

Target Compounds

Qvalue

Quantitation Report

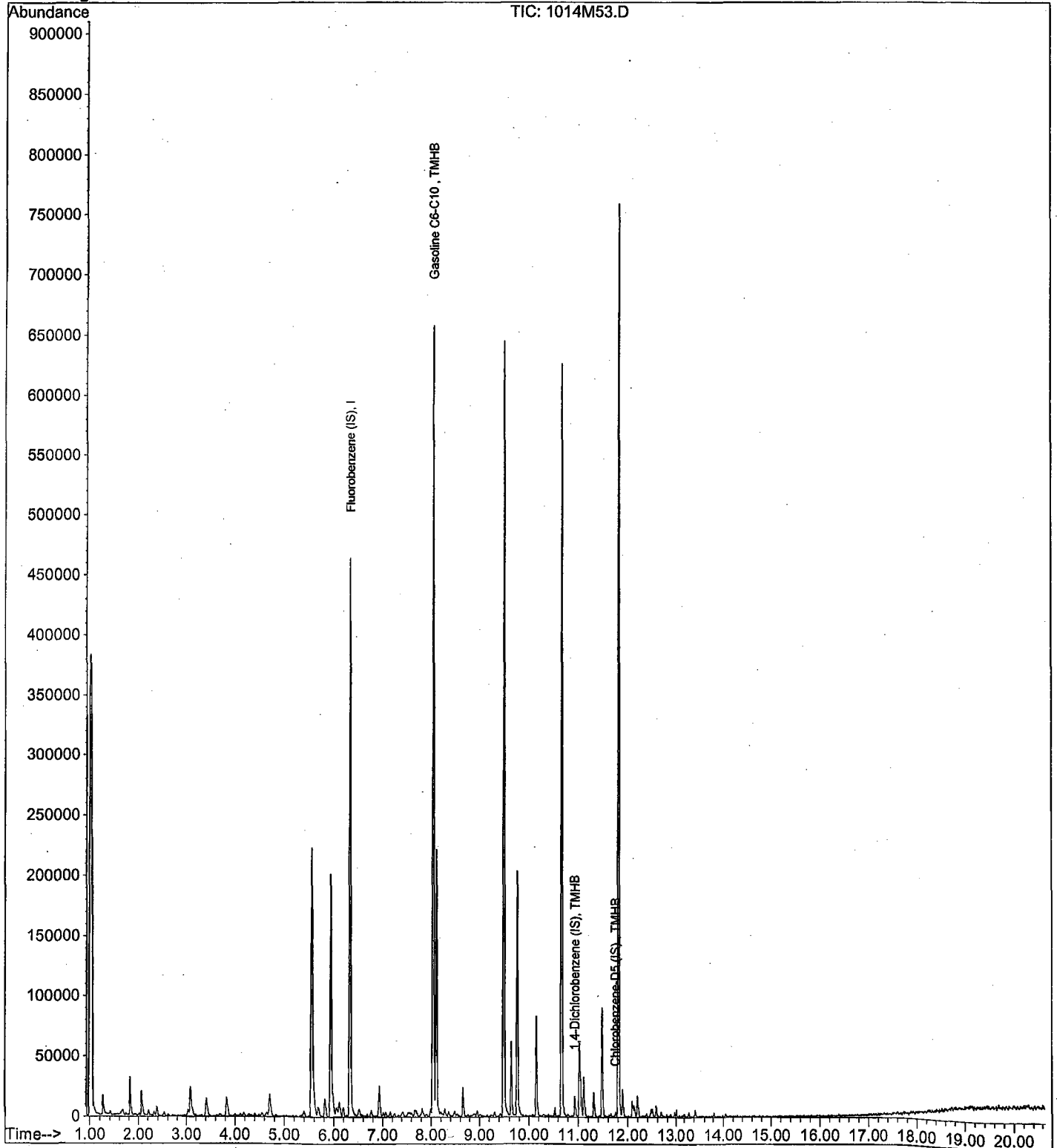
Data File : M:\MAX\DATA\211008\1014M53.D
Acq On : 15 Oct 21 10:05
Sample : Ending CCV 300ug/L 10/14/21
Misc : IS&S 8/4/21

Vial: 53
Operator: LP,DG,CH
Inst : Max
Multiplr: 1.00

Quant Time: Nov 24 11:38 2021

Quant Results File: MGAS0825.RES

Method : M:\MAX\DATA\210922\MGAS0825.M (RTE Integrator)
Title : METHOD 8260B
Last Update : Thu Aug 26 16:19:36 2021
Response via : Initial Calibration



ORGANICS
Raw Data

Quantitation Report (QT Reviewed)

Data File : M:\MAX\DATA\211008\1014M44.D
 Acq On : 15 Oct 21 5:50
 Sample : BA42526W01
 Misc : IS&S 8/4/21

Vial: 44
 Operator: LP,DG,CH
 Inst : Max
 Multiplr: 1.00

Quant Time: Nov 24 11:30 2021

Quant Results File: MGAS0825.RES

Quant Method : M:\MAX\DATA\210922\MGAS0825.M (RTE Integrator)
 Title : METHOD 8260B
 Last Update : Thu Aug 26 16:19:36 2021
 Response via : Initial Calibration
 DataAcq Meth : M8260

Internal Standards	R.T.	QIon	Response	Conc	Units	Dev (Min)
1) Fluorobenzene (IS)	6.34	TIC	468676	25.00	ppb	0.12
3) Chlorobenzene-D5 (IS)	11.75	TIC	416958m	25.00	ppb	0.00
4) 1,4-Dichlorobenzene (IS)	10.94	TIC	8827m	25.00	ppb	0.00

System Monitoring Compounds

Target Compounds

Qvalue

Data File : M:\MAX\DATA\211008\1014M44.D
 Acq On : 15 Oct 21 5:50
 Sample : BA42526W01
 Misc : IS&S 8/4/21

Vial: 44
 Operator: LP,DG,CH
 Inst : Max
 Multiplr: 1.00

Quant Time: Nov 24 11:53 2021

Quant Results File: M0825SUR.RES

Quant Method : M:\MAX\DATA\210922\M0825SUR.M (RTE Integrator)
 Title : METHOD 8260B
 Last Update : Thu Aug 26 11:16:48 2021
 Response via : Initial Calibration
 DataAcq Meth : M8260

Internal Standards	R.T.	QIon	Response	Conc	Units	Dev (Min)
1) Fluorobenzene (IS)	6.34	96	397655	25.00	ppb	0.12
4) Chlorobenzene-D5 (IS)	9.50	117	358025	25.00	ppb	0.09
7) 1,4-Dichlorobenzene-D (IS)	11.82	152	209094	25.00	ppb	0.08
System Monitoring Compounds						
2) Dibromofluoromethane(S)	5.56	111	127212	26.53	ppb	0.14
Spiked Amount	25.000		Recovery	= 106.104%		
3) 1,2-DCA-D4(S)	5.95	65	86184	27.35	ppb	0.13
Spiked Amount	25.000		Recovery	= 109.388%		
5) Toluene-D8(S)	8.05	98	406357	24.20	ppb	0.10
Spiked Amount	25.000		Recovery	= 96.816%		
6) 4-Bromofluorobenzene(S)	10.68	95	158902	24.26	ppb	0.08
Spiked Amount	25.000		Recovery	= 97.036%		

Target Compounds

Qvalue

Quantitation Report


Data File : M:\MAX\DATA\211008\1014M44.D
Acq On : 15 Oct 21 5:50
Sample : BA42526W01
Misc : IS&S 8/4/21

Vial: 44
Operator: LP,DG,CH
Inst : Max
Multiplr: 1.00

Quant Time: Nov 24 11:30 2021

Quant Results File: MGAS0825.RES

Method : M:\MAX\DATA\210922\MGAS0825.M (RTE Integrator)
Title : METHOD 8260B
Last Update : Thu Aug 26 16:19:36 2021
Response via : Initial Calibration



Data File : M:\MAX\DATA\211008\1014M45.D Vial: 45
 Acq On : 15 Oct 21 6:18 Operator: LP,DG,CH
 Sample : BA42527W01 Inst : Max
 Misc : IS&S 8/4/21 Multiplr: 1.00

Quant Time: Nov 24 11:31 2021 Quant Results File: MGAS0825.RES

Quant Method : M:\MAX\DATA\210922\MGAS0825.M (RTE Integrator)
 Title : METHOD 8260B
 Last Update : Thu Aug 26 16:19:36 2021
 Response via : Initial Calibration
 DataAcq Meth : M8260

Internal Standards	R.T.	QIon	Response	Conc	Units	Dev (Min)
1) Fluorobenzene (IS)	6.34	TIC	465043	25.00	ppb	0.12
3) Chlorobenzene-D5 (IS)	11.75	TIC	410461m	25.00	ppb	0.00
4) 1,4-Dichlorobenzene (IS)	10.94	TIC	6221m	25.00	ppb	0.00

System Monitoring Compounds

Target Compounds Qvalue

Data File : M:\MAX\DATA\211008\1014M45.D
 Acq On : 15 Oct 21 6:18
 Sample : BA42527W01
 Misc : IS&S 8/4/21

Vial: 45
 Operator: LP,DG,CH
 Inst : Max
 Multiplr: 1.00

Quant Time: Nov 24 11:53 2021

Quant Results File: M0825SUR.RES

Quant Method : M:\MAX\DATA\210922\M0825SUR.M (RTE Integrator)
 Title : METHOD 8260B
 Last Update : Thu Aug 26 11:16:48 2021
 Response via : Initial Calibration
 DataAcq Meth : M8260

Internal Standards	R.T.	QIon	Response	Conc	Units	Dev (Min)
1) Fluorobenzene (IS)	6.34	96	402686	25.00	ppb	0.12
4) Chlorobenzene-D5 (IS)	9.50	117	351523	25.00	ppb	0.09
7) 1,4-Dichlorobenzene-D (IS)	11.82	152	206534	25.00	ppb	0.08
System Monitoring Compounds						
2) Dibromofluoromethane (S)	5.55	111	125759	25.90	ppb	0.14
Spiked Amount	25.000		Recovery	=	103.584%	
3) 1,2-DCA-D4 (S)	5.94	65	84448	26.46	ppb	0.13
Spiked Amount	25.000		Recovery	=	105.844%	
5) Toluene-D8 (S)	8.05	98	399152	24.21	ppb	0.10
Spiked Amount	25.000		Recovery	=	96.856%	
6) 4-Bromofluorobenzene (S)	10.68	95	155519	24.18	ppb	0.08
Spiked Amount	25.000		Recovery	=	96.728%	

Target Compounds

Qvalue

Quantitation Report


Data File : M:\MAX\DATA\211008\1014M45.D
Acq On : 15 Oct 21 6:18
Sample : BA42527W01
Misc : IS&S 8/4/21

Vial: 45
Operator: LP,DG,CH
Inst : Max
Multiplr: 1.00

Quant Time: Nov 24 11:31 2021

Quant Results File: MGAS0825.RE

Method : M:\MAX\DATA\210922\MGAS0825.M (RTE Integrator)
Title : METHOD 8260B
Last Update : Thu Aug 26 16:19:36 2021
Response via : Initial Calibration



Quantitation Report (QT Reviewed)

Data File : M:\MAX\DATA\211008\1014M46.D
 Acq On : 15 Oct 21 6:46
 Sample : BA42528W01
 Misc : IS&S 8/4/21

Vial: 46
 Operator: LP,DG,CH
 Inst : Max
 Multiplr: 1.00

Quant Time: Nov 24 11:31 2021

Quant Results File: MGAS0825.RES

Quant Method : M:\MAX\DATA\210922\MGAS0825.M (RTE Integrator)
 Title : METHOD 8260B
 Last Update : Thu Aug 26 16:19:36 2021
 Response via : Initial Calibration
 DataAcq Meth : M8260

Internal Standards	R.T.	QIon	Response	Conc	Units	Dev(Min)
1) Fluorobenzene (IS)	6.34	TIC	443296	25.00	ppb	0.12
3) Chlorobenzene-D5 (IS)	11.75	TIC	418120m	25.00	ppb	0.00
4) 1,4-Dichlorobenzene (IS)	10.94	TIC	6666m	25.00	ppb	0.00

System Monitoring Compounds

Target Compounds Qvalue

Data File : M:\MAX\DATA\211008\1014M46.D
 Acq On : 15 Oct 21 6:46
 Sample : BA42528W01
 Misc : IS&S 8/4/21

Vial: 46
 Operator: LP,DG,CH
 Inst : Max
 Multiplr: 1.00

Quant Time: Nov 24 11:53 2021

Quant Results File: M0825SUR.RES

Quant Method : M:\MAX\DATA\210922\M0825SUR.M (RTE Integrator)
 Title : METHOD 8260B
 Last Update : Thu Aug 26 11:16:48 2021
 Response via : Initial Calibration
 DataAcq Meth : M8260

Internal Standards	R.T.	QIon	Response	Conc	Units	Dev (Min)
1) Fluorobenzene (IS)	6.34	96	381959	25.00	ppb	0.12
4) Chlorobenzene-D5 (IS)	9.50	117	339224	25.00	ppb	0.09
7) 1,4-Dichlorobenzene-D (IS)	11.82	152	202710	25.00	ppb	0.08
System Monitoring Compounds						
2) Dibromofluoromethane (S)	5.56	111	120781	26.22	ppb	0.14
Spiked Amount				25.000		
				Recovery	=	104.880%
3) 1,2-DCA-D4 (S)	5.95	65	82400	27.22	ppb	0.13
Spiked Amount				25.000		
				Recovery	=	108.880%
5) Toluene-D8 (S)	8.05	98	387983	24.39	ppb	0.10
Spiked Amount				25.000		
				Recovery	=	97.560%
6) 4-Bromofluorobenzene (S)	10.68	95	152260	24.53	ppb	0.08
Spiked Amount				25.000		
				Recovery	=	98.132%

Target Compounds

Qvalue

Quantitation Report


Data File : M:\MAX\DATA\211008\1014M46.D
Acq On : 15 Oct 21 6:46
Sample : BA42528W01
Misc : IS&S 8/4/21

Vial: 46
Operator: LP,DG,CH
Inst : Max
Multiplr: 1.00

Quant Time: Nov 24 11:31 2021

Quant Results File: MGAS0825.RES

Method : M:\MAX\DATA\210922\MGAS0825.M (RTE Integrator)
Title : METHOD 8260B
Last Update : Thu Aug 26 16:19:36 2021
Response via : Initial Calibration



Quantitation Report (QT Reviewed)

Data File : M:\MAX\DATA\211008\1014M35.D Vial: 35
 Acq On : 15 Oct 21 1:35 Operator: LP,DG,CH
 Sample : 211014B BLK Inst : Max
 Misc : IS&S 8/4/21 Multiplr: 1.00

Quant Time: Nov 24 11:28 2021 Quant Results File: MGAS0825.RES

Quant Method : M:\MAX\DATA\210922\MGAS0825.M (RTE Integrator)
 Title : METHOD 8260B
 Last Update : Thu Aug 26 16:19:36 2021
 Response via : Initial Calibration
 DataAcq Meth : M8260

Internal Standards	R.T.	QIon	Response	Conc	Units	Dev (Min)
1) Fluorobenzene (IS)	6.34	TIC	448890	25.00	ppb	0.12
3) Chlorobenzene-D5 (IS)	11.75	TIC	412895m	25.00	ppb	0.00
4) 1,4-Dichlorobenzene (IS)	10.94	TIC	7615m	25.00	ppb	0.00

System Monitoring Compounds

Target Compounds Qvalue

Quantitation Report (Not Reviewed)

Data File : M:\MAX\DATA\211008\1014M35.D
 Acq On : 15 Oct 21 1:35
 Sample : 211014B BLK
 Misc : IS&S 8/4/21

Vial: 35
 Operator: LP, DG, CH
 Inst : Max
 Multiplr: 1.00

Quant Time: Nov 24 11:53 2021

Quant Results File: M0825SUR.RES

Quant Method : M:\MAX\DATA\210922\M0825SUR.M (RTE Integrator)
 Title : METHOD 8260B
 Last Update : Thu Aug 26 11:16:48 2021
 Response via : Initial Calibration
 DataAcq Meth : M8260

Internal Standards	R.T.	QIon	Response	Conc	Units	Dev (Min)
1) Fluorobenzene (IS)	6.34	96	379454	25.00	ppb	0.12
4) Chlorobenzene-D5 (IS)	9.50	117	342549	25.00	ppb	0.09
7) 1,4-Dichlorobenzene-D (IS)	11.82	152	207970	25.00	ppb	0.07
System Monitoring Compounds						
2) Dibromofluoromethane(S)	5.55	111	120012	26.23	ppb	0.14
Spiked Amount	25.000		Recovery	=	104.900%	
3) 1,2-DCA-D4(S)	5.95	65	82960	27.59	ppb	0.13
Spiked Amount	25.000		Recovery	=	110.344%	
5) Toluene-D8(S)	8.05	98	390909	24.34	ppb	0.10
Spiked Amount	25.000		Recovery	=	97.340%	
6) 4-Bromofluorobenzene(S)	10.67	95	155029	24.74	ppb	0.08
Spiked Amount	25.000		Recovery	=	98.948%	

Target Compounds

Qvalue

Quantitation Report


Data File : M:\MAX\DATA\211008\1014M35.D
Acq On : 15 Oct 21 1:35
Sample : 211014B BLK
Misc : IS&S 8/4/21

Vial: 35
Operator: LP, DG, CH
Inst : Max
Multiplr: 1.00

Quant Time: Nov 24 11:28 2021

Quant Results File: MGAS0825.RES

Method : M:\MAX\DATA\210922\MGAS0825.M (RTE Integrator)
Title : METHOD 8260B
Last Update : Thu Aug 26 16:19:36 2021
Response via : Initial Calibration



Data File : M:\MAX\DATA\211008\1014M33.D
 Acq On : 15 Oct 21 00:39
 Sample : 211014B LCS 300ug/L
 Misc : IS&S 8/4/21

Vial: 33
 Operator: LP,DG,CH
 Inst : Max
 Multiplr: 1.00

Quant Time: Oct 15 5:42 2021

Quant Results File: MGAS0825.RES

Quant Method : M:\MAX\DATA\210922\MGAS0825.M (RTE Integrator)
 Title : METHOD 8260B
 Last Update : Thu Aug 26 16:19:36 2021
 Response via : Initial Calibration
 DataAcq Meth : M8260

Internal Standards	R.T.	QIon	Response	Conc	Units	Dev(Min)
1) Fluorobenzene (IS)	6.34	TIC	445344	25.00	ppb	0.12
3) Chlorobenzene-D5 (IS)	11.75	TIC	456752m	25.00	ppb	0.00
4) 1,4-Dichlorobenzene (IS)	10.94	TIC	137627m	25.00	ppb	0.00

System Monitoring Compounds

Target Compounds	R.T.	QIon	Response	Conc	Units	Qvalue
2) Gasoline C6-C10	8.05	TIC	6660986m	284.06	ppb	100

Data File : M:\MAX\DATA\211008\1014M33.D
 Acq On : 15 Oct 21 00:39
 Sample : 211014B LCS 300ug/L
 Misc : IS&S 8/4/21

Vial: 33
 Operator: LP,DG,CH
 Inst : Max
 Multiplr: 1.00

Quant Time: Nov 24 11:52 2021

Quant Results File: M0825SUR.RES

Quant Method : M:\MAX\DATA\210922\M0825SUR.M (RTE Integrator)
 Title : METHOD 8260B
 Last Update : Thu Aug 26 11:16:48 2021
 Response via : Initial Calibration
 DataAcq Meth : M8260

Internal Standards	R.T.	QIon	Response	Conc	Units	Dev (Min)
1) Fluorobenzene (IS)	6.33	96	379633	25.00	ppb	0.12
4) Chlorobenzene-D5 (IS)	9.50	117	342533	25.00	ppb	0.08
7) 1,4-Dichlorobenzene-D (IS)	11.82	152	215345	25.00	ppb	0.07
System Monitoring Compounds						
2) Dibromofluoromethane(S)	5.55	111	119590	26.12	ppb	0.14
Spiked Amount						
			Recovery	=	104.484%	
3) 1,2-DCA-D4(S)	5.94	65	82344	27.37	ppb	0.13
Spiked Amount						
			Recovery	=	109.476%	
5) Toluene-D8(S)	8.05	98	391041	24.34	ppb	0.10
Spiked Amount						
			Recovery	=	97.380%	
6) 4-Bromofluorobenzene(S)	10.67	95	151406	24.16	ppb	0.08
Spiked Amount						
			Recovery	=	96.640%	

Target Compounds

Qvalue

Quantitation Report


Data File : M:\MAX\DATA\211008\1014M33.D
Acq On : 15 Oct 21 00:39
Sample : 211014B LCS 300ug/L
Misc : IS&S 8/4/21

Vial: 33
Operator: LP,DG,CH
Inst : Max
Multiplr: 1.00

Quant Time: Oct 15 5:42 2021

Quant Results File: MGAS0825.RES

Method : M:\MAX\DATA\210922\MGAS0825.M (RTE Integrator)
Title : METHOD 8260B
Last Update : Thu Aug 26 16:19:36 2021
Response via : Initial Calibration



Data File : M:\MAX\DATA\211008\1014M34.D
 Acq On : 15 Oct 21 1:07
 Sample : 211014B LCSD 300ug/L
 Misc : IS&S 8/4/21

Vial: 34
 Operator: LP,DG,CH
 Inst : Max
 Multiplr: 1.00

Quant Time: Oct 15 5:44 2021

Quant Results File: MGAS0825.RES

Quant Method : M:\MAX\DATA\210922\MGAS0825.M (RTE Integrator)
 Title : METHOD 8260B
 Last Update : Thu Aug 26 16:19:36 2021
 Response via : Initial Calibration
 DataAcq Meth : M8260

Internal Standards	R.T.	QIon	Response	Conc	Units	Dev (Min)
1) Fluorobenzene (IS)	6.34	TIC	458724	25.00	ppb	0.12
3) Chlorobenzene-D5 (IS)	11.75	TIC	447718m	25.00	ppb	0.00
4) 1,4-Dichlorobenzene (IS)	10.94	TIC	181452m	25.00	ppb	0.00

System Monitoring Compounds

Target Compounds	R.T.	QIon	Response	Conc	Units	Qvalue
2) Gasoline C6-C10	8.05	TIC	7274321m	344.64	ppb	100

Data File : M:\MAX\DATA\211008\1014M34.D
 Acq On : 15 Oct 21 1:07
 Sample : 211014B LCSD 300ug/L
 Misc : IS&S 8/4/21

Vial: 34
 Operator: LP, DG, CH
 Inst : Max
 Multiplr: 1.00

Quant Time: Nov 24 11:53 2021

Quant Results File: M0825SUR.RES

Quant Method : M:\MAX\DATA\210922\M0825SUR.M (RTE Integrator)
 Title : METHOD 8260B
 Last Update : Thu Aug 26 11:16:48 2021
 Response via : Initial Calibration
 DataAcq Meth : M8260

Internal Standards	R.T.	QIon	Response	Conc	Units	Dev (Min)
1) Fluorobenzene (IS)	6.34	96	395263	25.00	ppb	0.12
4) Chlorobenzene-D5 (IS)	9.50	117	353094	25.00	ppb	0.08
7) 1,4-Dichlorobenzene-D (IS)	11.82	152	214623	25.00	ppb	0.07
System Monitoring Compounds						
2) Dibromofluoromethane(S)	5.56	111	122071	25.61	ppb	0.14
Spiked Amount						Recovery = 102.432%
3) 1,2-DCA-D4(S)	5.94	65	83360	26.61	ppb	0.13
Spiked Amount						Recovery = 106.444%
5) Toluene-D8(S)	8.05	98	402020	24.28	ppb	0.10
Spiked Amount						Recovery = 97.120%
6) 4-Bromofluorobenzene(S)	10.67	95	159379	24.67	ppb	0.08
Spiked Amount						Recovery = 98.688%

Target Compounds

Qvalue

Quantitation Report

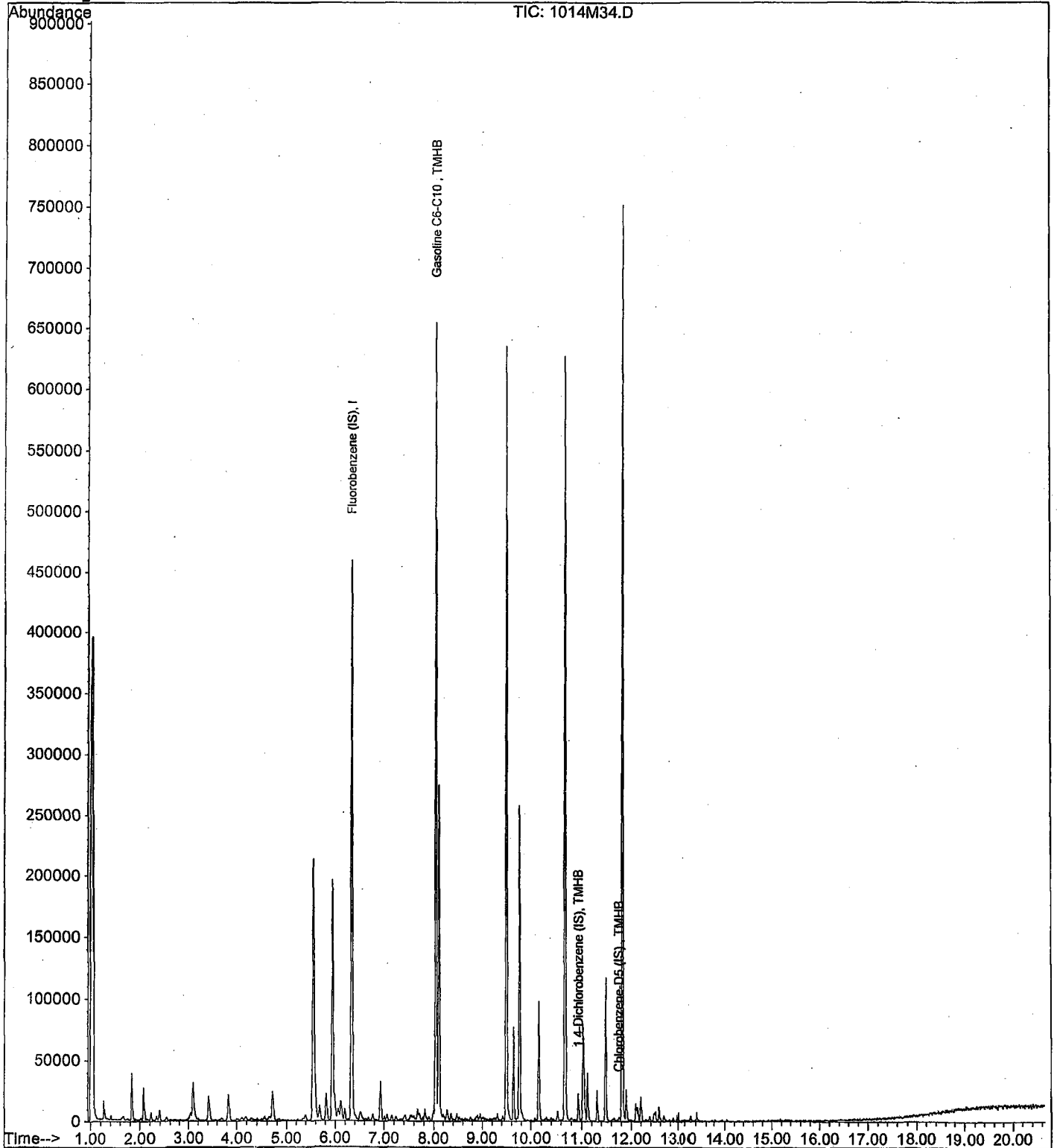
Data File : M:\MAX\DATA\211008\1014M34.D
Acq On : 15 Oct 21 1:07
Sample : 211014B LCSD 300ug/L
Misc : IS&S 8/4/21

Vial: 34
Operator: LP,DG,CH
Inst : Max
Multiplr: 1.00

Quant Time: Oct 15 5:44 2021

Quant Results File: MGAS0825.RES

Method : M:\MAX\DATA\210922\MGAS0825.M (RTE Integrator)
Title : METHOD 8260B
Last Update : Thu Aug 26 16:19:36 2021
Response via : Initial Calibration



MAX Gas Standard Prep

Gas Primary Working Standard										
Prepared: 6/23/2021						Prepared By (Initials): CH				
Expires: 1/4/2022										
Methanol Lot No.										
Initial Standard Information						Final Standard Information				
Name of Initial Standard (QAU Label)	Supplier	Supplier P/N#	Conc. (ug/mL)	Lot Number - QA Number	Exp. Date (1 yr)	Exp. Date (Manufacturers)	Alliquot From Stock	Final Volume	Solvent	Final Standard Conc. (ug/mL)
50,000ug/mL Gas STD	Restek	30205	50,000	A0132443	1/4/2022	12/31/2024	80uL	2mL	Methanol	2,000
Gas Second Source (SS) Working Standard										
Prepared: 3/31/2021						Prepared By (Initials): CH				
Expires: 1/31/1930										
Methanol Lot No.										
Initial Standard Information						Final Standard Information				
Name of Initial Standard (QAU Label)	Supplier	Supplier P/N#	Conc. (ug/mL)	Lot Number - QA Number	Exp. Date (1 yr)	Exp. Date (Manufacturers)	Alliquot From Stock	Final Volume	Solvent	Final Standard Conc. (ug/mL)
Gasoline (50,000ppm)	Phenova	ALO-101543	50,000	CL14915-51175	1/4/2022	1/31/1930	80uL	2mL	Methanol	2,000
MAX Gas Calibration Curve										
Prepared: 8/25/2021						Prepared By (Initials): CH				
Expires: 10/24/2021										
Initial Standard Information						Final Standard Information				
Name of Initial Standard (QAU Label)	Supplier	APPL Mix Name	Conc. (ug/mL)	Reference To APPL Prep Date	Exp. Date	Exp. Date (Manufacturers)	Alliquot From Stock	Final Volume	Solvent	Final Standard Conc. (ug/L)
VOA Gasses Standards	Phenova	20ug/L	2,000	Prepared 06/23/21	1/4/2022	N/A	1uL	100mL	P&T Water	20
VOA Gasses Standards	Phenova	50ug/L	2,000	Prepared 06/23/21	1/4/2022	N/A	2.5uL	100mL	P&T Water	50
VOA Gasses Standards	Phenova	100ug/L	2,000	Prepared 06/23/21	1/4/2022	N/A	5uL	100mL	P&T Water	100
VOA Gasses Standards	Phenova	300ug/L	2,000	Prepared 06/23/21	1/4/2022	N/A	15uL	100mL	P&T Water	300
VOA Gasses Standards	Phenova	600ug/L	2,000	Prepared 06/23/21	1/4/2022	N/A	30uL	100mL	P&T Water	600
VOA Gasses Standards	Phenova	800ug/L	2,000	Prepared 06/23/21	1/4/2022	N/A	40uL	100mL	P&T Water	800
VOA Gasses Standards	Phenova	1,000ug/L	2,000	Prepared 06/23/21	1/4/2022	N/A	50uL	100mL	P&T Water	1,000
Zeus Gas Second Source										
Prepared: 8/25/2021						Prepared By (Initials): CH				
Expires: 10/24/2021										
Initial Standard Information						Final Standard Information				
Name of Initial Standard (QAU Label)	Supplier	APPL Mix Name	Conc. (ug/mL)	Reference To APPL Prep Date	Exp. Date	Exp. Date (Manufacturers)	Alliquot From Stock	Final Volume	Solvent	Final Standard Conc. (ug/L)
50,000ug/mL Gas STD	Phenova	SS 300ug/L	2,000	Prepared 03/31/21	1/31/1930	N/A	15uL	100mL	P&T Water	300
MAX Gas Continuing Calibrations/Lab Control Spikes										
Prepared: 8/25/2021						Prepared By (Initials): CH				
Expires: 8/26/2021										
Initial Standard Information						Final Standard Information				
Name of Initial Standard (QAU Label)	Supplier	Supplier P/N#	Conc. (ug/mL)	Lot Number - QA Number	Exp. Date (1 yr)	Exp. Date (Manufacturers)	Alliquot From Stock	Final Volume	Solvent	Final Standard Conc. (ug/mL)
VOA Gasses Standards	Phenova	300ug/L	2,000	Prepared 06/23/21	1/4/2022	N/A	15uL	100mL	P&T Water	300

Primary and Secondary Working Standards

Primary Standards										
VOA STD 7										
Prepared: 06/24/21 A										
Expires: 08/23/21										
Prepared By (Initials): EO										
Methanol Lot No. DW117-US-0095										
Initial Standard Information						Final Standard Information				
Name of Initial Standard (QAU Label)	Supplier	Supplier P/N#	Conc. (ug/mL)	Lot Number - QA Number	Exp. Date (1 yr)	Exp. Date (Manufacturers)	Aliquot From Stock	Final Volume	Solvent	Final Standard Conc. (ug/mL)
VOA Gasses STD	Phenova	ALO-101206	2,000	CL15769-52358	06/24/22	09/30/25	100uL	4mL	Methanol	50
Hexachloroethane	Absolute	70199	1,000	021621-52404	06/24/22	02/16/26	200uL			50
Benzyl Chloride	Absolute	70037	1,000	052521-52413	06/24/22	05/25/22	200uL			50
VOA STD 8										
Prepared: 06/24/21 B										
Expires: 07/14/21										
Prepared By (Initials): EO										
Methanol Lot No. DW117-US-0095										
Initial Standard Information						Final Standard Information				
Name of Initial Standard (QAU Label)	Supplier	Supplier P/N#	Conc. (ug/mL)	Lot Number - QA Number	Exp. Date (1 yr)	Exp. Date (Manufacturers)	Aliquot From Stock	Final Volume	Solvent	Final Standard Conc. (ug/mL)
VOA Additions STD	Phenova	ALO-130175	2,000	CL15724-52365	06/24/22	09/30/22	100uL	4mL	Methanol	50
502.2 Cal. Std.	Phenova	ALO-101200	2,000	CL16071-52372	06/24/22	11/30/25	100uL			50
Vinyl Acetate	Phenova	ALO-101228	2,000	CL16990-52476	06/18/22	07/14/21	100uL			50
VOA STD TBA										
Prepared: 06/24/21 C										
Expires: 07/14/21										
Prepared By (Initials): EO										
Methanol Lot No. DW117-US-0095										
Initial Standard Information						Final Standard Information				
Name of Initial Standard (QAU Label)	Supplier	Supplier P/N#	Conc. (ug/mL)	Lot Number - QA Number	Exp. Date (1 yr)	Exp. Date (Manufacturers)	Aliquot From Stock	Final Volume	Solvent	Final Standard Conc. (ug/mL)
Custom VOC Mix	Phenova	ALO-130176	2,000	CL15725-52076	06/24/22	09/30/23	500uL	4mL	Methanol	250
Acrolein	Phenova	ALO-130549	10,000	CL16994-52478	06/18/22	07/14/21	100uL			250
VOA STD 1										
Prepared: 06/24/21 D										
Expires: 08/23/21										
Prepared By (Initials): EO										
Methanol Lot No. DW117-US-0095										
Initial Standard Information						Final Standard Information				
Name of Initial Standard (QAU Label)	Supplier	Supplier P/N#	Conc. (ug/mL)	Lot Number - QA Number	Exp. Date (1 yr)	Exp. Date (Manufacturers)	Aliquot From Stock	Final Volume	Solvent	Final Standard Conc. (ug/mL)
2-CEVE	Absolute	82408	2,000	052521-52422	06/24/22	05/25/24	50	2mL	Methanol	50
VOA STD 2										
Prepared: 06/24/21 E										
Expires: 08/23/21										
Prepared By (Initials): EO										
Methanol Lot No. DW117-US-0095										
Initial Standard Information						Final Standard Information				
Name of Initial Standard (QAU Label)	Supplier	Supplier P/N#	Conc. (ug/mL)	Lot Number - QA Number	Exp. Date (1 yr)	Exp. Date (Manufacturers)	Aliquot From Stock	Final Volume	Solvent	Final Standard Conc. (ug/mL)
Ketones Std.	Phenova	ALO-109211	2,000	CL16074-52383	06/24/22	11/30/30	100	4mL	Methanol	50
VOA STD 9										
Prepared: 06/24/21 F										
Expires: 08/23/21										
Prepared By (Initials): EO										
Methanol Lot No. DW117-US-0095										
Initial Standard Information						Final Standard Information				
Name of Initial Standard (QAU Label)	Supplier	APPL Mix Name	Conc. (ug/mL)	Reference To APPL Prep Date	Exp. Date (1 yr)	Exp. Date (Manufacturers)	Aliquot From Stock	Final Volume	Solvent	Final Standard Conc. (ug/mL)
VOA STD. 7		VOA STD. 9	50	Prepared 06/24/21	06/24/22	N/A	200uL	2mL	Methanol	5
VOA STD. 8			50	Prepared 06/24/21	06/24/22	N/A	200uL			5
VOA STD. 10										
Prepared: 06/24/21 G										
Expires: 08/23/21										
Prepared By (Initials): EO										
Methanol Lot No. DW117-US-0095										
Initial Standard Information						Final Standard Information				
Name of Initial Standard (QAU Label)	Supplier	APPL Mix Name	Conc. (ug/mL)	Reference To APPL Prep Date	Exp. Date (1 yr)	Exp. Date (Manufacturers)	Aliquot From Stock	Final Volume	Solvent	Final Standard Conc. (ug/mL)
VOA STD. 1		VOA STD. 10	50	Prepared 06/24/21	06/24/22	N/A	200uL	2mL	Methanol	5
VOA STD. 12										
Prepared: 06/24/21 H										
Expires: 08/23/21										
Prepared By (Initials): EO										
Methanol Lot No. DW117-US-0095										
Initial Standard Information						Final Standard Information				
Name of Initial Standard (QAU Label)	Supplier	APPL Mix Name	Conc. (ug/mL)	Reference To APPL Prep Date	Exp. Date (1 yr)	Exp. Date (Manufacturers)	Aliquot From Stock	Final Volume	Solvent	Final Standard Conc. (ug/mL)
VOA STD. 2		VOA STD. 12	50	Prepared 06/24/21	06/24/22	N/A	200uL	2mL	Methanol	5

Second Source (SS) Standards										
VOA STD. 3										
Prepared: 06/24/21 I										
Expires: 08/23/21										
Methanol Lot No. DW117-US-0095										
Prepared By (Initials): EO										
Initial Standard Information						Final Standard Information				
Name of Initial Standard (QAU Label)	Supplier	Supplier P/N#	Conc. (ug/mL)	Lot Number - QA Number	Exp. Date (1 yr)	Exp. Date (Manufacturers)	Allquot From Stock	Final Volume	Solvent	Final Standard Conc. (ug/mL)
Ketones Standard	Phenova	ALO-101211	2,000	CL16067-52387	06/24/22	11/30/30	50uL	2mL	Methanol	50
VOA STD. Gases										
Prepared: 06/24/21 J										
Expires: 08/23/21										
Methanol Lot No. DW117-US-0095										
Prepared By (Initials): EO										
Initial Standard Information						Final Standard Information				
Name of Initial Standard (QAU Label)	Supplier	Supplier P/N#	Conc. (ug/mL)	Lot Number - QA Number	Exp. Date (1 yr)	Exp. Date (Manufacturers)	Allquot From Stock	Final Volume	Solvent	Final Standard Conc. (ug/mL)
8280 Gases (SS)	Phenova	ALO-101206	2,000	CL15768-52381	06/24/22	09/30/25	50uL	2mL	Methanol	50
VOA STD. 6										
Prepared: 06/24/21 K										
Expires: 07/14/21										
Methanol Lot No. DW117-US-0095										
Prepared By (Initials): EO										
Initial Standard Information						Final Standard Information				
Name of Initial Standard (QAU Label)	Supplier	Supplier P/N#	Conc. (ug/mL)	Lot Number - QA Number	Exp. Date (1 yr)	Exp. Date (Manufacturers)	Allquot From Stock	Final Volume	Solvent	Final Standard Conc. (ug/mL)
502.2 Calibration STD. (54-compounds)	Phenova	ALO-101200	2,000	CL16052-52377	06/24/22	11/30/25	50uL	2mL	Methanol	50
Vinyl Acetate	Phenova	ALO-101228	2,000	CL16990-52477	06/18/22	07/14/21	50uL			50
Hexachloroethane	Accustan	AS-E0011	1,000	052521-52408	06/24/22	05/25/26	100uL			50
Benzyl Chloride	Accustan	M-8010-01	200	219111303-01-52430	06/24/22	01/30/23	500uL			50
VOA STD. TBA										
Prepared: 06/24/21 L										
Expires: 07/14/21										
Methanol Lot No. DW117-US-0095										
Prepared By (Initials): EO										
Initial Standard Information						Final Standard Information				
Name of Initial Standard (QAU Label)	Supplier	Supplier P/N#	Conc. (ug/mL)	Lot Number - QA Number	Exp. Date (1 yr)	Exp. Date (Manufacturers)	Allquot From Stock	Final Volume	Solvent	Final Standard Conc. (ug/mL)
Custom VOA Mix (4-3)	Phenova	ALO-130176	2,000	CL16012-52075	06/24/22	11/30/23	250uL	2mL	Methanol	250
Acrolein	Phenova	ALO-101224	10,000	CL16994-52479	06/18/22	07/14/21	50uL			250
VOA STD. 0										
Prepared: 06/24/21 M										
Expires: 08/23/21										
Methanol Lot No. DW117-US-0095										
Prepared By (Initials): EO										
Initial Standard Information						Final Standard Information				
Name of Initial Standard (QAU Label)	Supplier	Supplier P/N#	Conc. (ug/mL)	Lot Number - QA Number	Exp. Date (1 yr)	Exp. Date (Manufacturers)	Allquot From Stock	Final Volume	Solvent	Final Standard Conc. (ug/mL)
VOA Addition STD.	Phenova	ALO-130175	2,000	CL15724-52366	06/24/22	09/30/22	50uL	2mL	Methanol	50
VOA STD. 2-CEVE										
Prepared: 06/24/21 N										
Expires: 08/23/21										
Methanol Lot No. DW117-US-0095										
Prepared By (Initials): EO										
Initial Standard Information						Final Standard Information				
Name of Initial Standard (QAU Label)	Supplier	Supplier P/N#	Conc. (ug/mL)	Lot Number - QA Number	Exp. Date (1 yr)	Exp. Date (Manufacturers)	Allquot From Stock	Final Volume	Solvent	Final Standard Conc. (ug/mL)
2-CEVE (SS)	Absolute	82408	2,000	121119-52419	06/24/22	12/11/22	50uL	2mL	Methanol	50

MAX 8260 Standard Prep

MAX 8260 Water Calibration Curve										
0.3ug/L						Prepared By (Initials): CH				
Prepared: 8/25/2021										
Expires: 9/8/2021										
Initial Standard Information						Final Standard Information				
Name of Initial Standard (QAU Label)	Supplier	APPL Mix Name	Conc. (ug/mL)	Reference To APPL Prep Date	Exp. Date	Exp. Date (Manufacturers)	Aliquot From Stock	Final Volume	Solvent	Final Standard Conc. (ug/L)
VOA STD. 9	Various	0.3ug/L	5	Prepared 08/24/21	10/23/2021	N/A	3uL	50mL	P&T Water	0.3
VOA STD. 1	Absolute		50	Prepared 08/24/21	10/23/2021	N/A	5uL			5
VOA STD. 2	Phenova		100	Prepared 08/24/21	10/23/2021	N/A	2.5uL			5
VOA STD. TBA	Various		250	Prepared 08/24/21	9/8/2021	N/A	2uL			10
0.5ug/L										
Prepared: 8/25/2021										
Expires: 9/8/2021										
Initial Standard Information						Final Standard Information				
Name of Initial Standard (QAU Label)	Supplier	APPL Mix Name	Conc. (ug/mL)	Reference To APPL Prep Date	Exp. Date	Exp. Date (Manufacturers)	Aliquot From Stock	Final Volume	Solvent	Final Standard Conc. (ug/L)
VOA STD. 9	Various	0.5ug/L	5	Prepared 08/24/21	10/23/2021	N/A	5uL	50mL	P&T Water	0.5
VOA STD. 1	Absolute		50	Prepared 08/24/21	10/23/2021	N/A	10uL			10
VOA STD. 2	Phenova		100	Prepared 08/24/21	10/23/2021	N/A	5uL			10
VOA STD. TBA	Various		250	Prepared 08/24/21	9/8/2021	N/A	5uL			25
1.0ug/L										
Prepared: 8/25/2021										
Expires: 9/8/2021										
Initial Standard Information						Final Standard Information				
Name of Initial Standard (QAU Label)	Supplier	APPL Mix Name	Conc. (ug/mL)	Reference To APPL Prep Date	Exp. Date	Exp. Date (Manufacturers)	Aliquot From Stock	Final Volume	Solvent	Final Standard Conc. (ug/L)
VOA STD. 9	Various	1.0ug/L	5	Prepared 08/24/21	10/23/2021	N/A	10uL	50mL	P&T Water	1
VOA STD. 1	Absolute		50	Prepared 08/24/21	10/23/2021	N/A	20uL			20
VOA STD. 2	Phenova		100	Prepared 08/24/21	10/23/2021	N/A	10uL			20
VOA STD. TBA	Various		250	Prepared 08/24/21	9/8/2021	N/A	10uL			50
2.0ug/L										
Prepared: 8/25/2021										
Expires: 9/8/2021										
Initial Standard Information						Final Standard Information				
Name of Initial Standard (QAU Label)	Supplier	APPL Mix Name	Conc. (ug/mL)	Reference To APPL Prep Date	Exp. Date	Exp. Date (Manufacturers)	Aliquot From Stock	Final Volume	Solvent	Final Standard Conc. (ug/L)
VOA STD. 9	Various	2.0ug/L	5	Prepared 08/24/21	10/23/2021	N/A	20uL	50mL	P&T Water	2
VOA STD. 1	Absolute		50	Prepared 08/24/21	10/23/2021	N/A	30uL			30
VOA STD. 2	Phenova		100	Prepared 08/24/21	10/23/2021	N/A	15uL			30
VOA STD. TBA	Various		250	Prepared 08/24/21	9/8/2021	N/A	15uL			75
5ug/L										
Prepared: 8/25/2021										
Expires: 9/8/2021										
Initial Standard Information						Final Standard Information				
Name of Initial Standard (QAU Label)	Supplier	APPL Mix Name	Conc. (ug/mL)	Reference To APPL Prep Date	Exp. Date	Exp. Date (Manufacturers)	Aliquot From Stock	Final Volume	Solvent	Final Standard Conc. (ug/L)
VOA STD. 7	Various	5ug/L	50	Prepared 08/24/21	10/23/2021	N/A	5uL	50mL	P&T Water	5
VOA STD. 8	Phenova		50	Prepared 08/24/21	9/8/2021	N/A	5uL			5
VOA STD. 1	Absolute		50	Prepared 08/24/21	10/23/2021	N/A	40uL			40
VOA STD. 2	Phenova		100	Prepared 08/24/21	10/23/2021	N/A	20uL			20
VOA STD. TBA	Various		250	Prepared 08/24/21	9/8/2021	N/A	20uL			100
10ug/L										
Prepared: 8/25/2021										
Expires: 9/8/2021										
Initial Standard Information						Final Standard Information				
Name of Initial Standard (QAU Label)	Supplier	APPL Mix Name	Conc. (ug/mL)	Reference To APPL Prep Date	Exp. Date	Exp. Date (Manufacturers)	Aliquot From Stock	Final Volume	Solvent	Final Standard Conc. (ug/L)
VOA STD. 7	Various	10ug/L	50	Prepared 08/24/21	10/23/2021	N/A	10uL	50mL	P&T Water	10
VOA STD. 8	Phenova		50	Prepared 08/24/21	9/8/2021	N/A	10uL			10
VOA STD. 1	Absolute		50	Prepared 08/24/21	10/23/2021	N/A	50uL			50
VOA STD. 2	Phenova		100	Prepared 08/24/21	10/23/2021	N/A	25uL			50
VOA STD. TBA	Various		250	Prepared 08/24/21	9/8/2021	N/A	25uL			125

20ug/L										
Prepared: 8/25/2021										
Expires: 9/8/2021										
Initial Standard Information							Final Standard Information			
Name of Initial Standard (QAU Label)	Supplier	APPL Mix Name	Conc. (ug/mL)	Reference To APPL Prep Date	Exp. Date	Exp. Date (Manufacturers)	Allquot From Stock	Final Volume	Solvent	Final Standard Conc. (ug/L)
VOA STD. 7	Various	20ug/L	50	Prepared 08/24/21	10/23/2021	N/A	20uL	50mL	P&T Water	20
VOA STD. 8	Phenova		50	Prepared 08/24/21	9/8/2021	N/A	20uL			20
VOA STD. 1	Absolute		50	Prepared 08/24/21	10/23/2021	N/A	60uL			60
VOA STD. 2	Phenova		100	Prepared 08/24/21	10/23/2021	N/A	30uL			60
VOA STD. TBA	Various		250	Prepared 08/24/21	9/8/2021	N/A	30uL			150
40ug/L										
Prepared: 8/25/2021										
Expires: 9/8/2021										
Initial Standard Information							Final Standard Information			
Name of Initial Standard (QAU Label)	Supplier	APPL Mix Name	Conc. (ug/mL)	Reference To APPL Prep Date	Exp. Date	Exp. Date (Manufacturers)	Allquot From Stock	Final Volume	Solvent	Final Standard Conc. (ug/L)
VOA STD. 7	Various	40ug/L	50	Prepared 08/24/21	10/23/2021	N/A	40uL	50mL	P&T Water	40
VOA STD. 8	Phenova		50	Prepared 08/24/21	9/8/2021	N/A	40uL			40
VOA STD. 1	Absolute		50	Prepared 08/24/21	10/23/2021	N/A	80uL			80
VOA STD. 2	Phenova		100	Prepared 08/24/21	10/23/2021	N/A	40uL			80
VOA STD. TBA	Various		250	Prepared 08/24/21	9/8/2021	N/A	35uL			175
100ug/L										
Prepared: 8/25/2021										
Expires: 9/8/2021										
Initial Standard Information							Final Standard Information			
Name of Initial Standard (QAU Label)	Supplier	APPL Mix Name	Conc. (ug/mL)	Reference To APPL Prep Date	Exp. Date	Exp. Date (Manufacturers)	Allquot From Stock	Final Volume	Solvent	Final Standard Conc. (ug/L)
VOA STD. 7	Various	100ug/L	50	Prepared 08/24/21	10/23/2021	N/A	100uL	50mL	P&T Water	100
VOA STD. 8	Phenova		50	Prepared 08/24/21	9/8/2021	N/A	100uL			100
VOA STD. 1	Absolute		50	Prepared 08/24/21	10/23/2021	N/A	100uL			100
VOA STD. 2	Phenova		100	Prepared 08/24/21	10/23/2021	N/A	50uL			100
VOA STD. TBA	Various		250	Prepared 08/24/21	9/8/2021	N/A	40uL			200
MAX 8260 Water Second Source (SS)										
Prepared: 8/25/2021										
Expires: 9/8/2021										
Prepared By (Initials): CH										
Initial Standard Information							Final Standard Information			
Name of Initial Standard (QAU Label)	Supplier	APPL Mix Name	Conc. (ug/mL)	Reference To APPL Prep Date	Exp. Date	Exp. Date (Manufacturers)	Allquot From Stock	Final Volume	Solvent	Final Standard Conc. (ug/L)
VOA STD. 3	Phenova	8260 Water SS	100	Prepared 08/24/21	10/23/2021	N/A	25uL	50mL	P&T Water	50
VOA STD. GASES	Phenova	8260 Water SS	50	Prepared 08/24/21	10/23/2021	N/A	10uL			10
VOA STD. 0	Phenova	8260 Water SS	50	Prepared 08/24/21	10/23/2021	N/A	10uL			10
VOA STD. 2-CEVE	Absolute	8260 Water SS	50	Prepared 08/24/21	8/24/2021	N/A	50uL			50
VOA STD. 6	Various	8260 Water SS	50	Prepared 08/24/21	9/8/2021	N/A	10uL			10
Voa STD. TBA	Various	8260 Water SS	250	Prepared 08/24/21	9/8/2021	N/A	25uL	250		
8260 Water Continuing Calibratons (CCV)/ Lab Control Spikes (LCS)										
Prepared: 8/25/2021										
Expires: 8/26/2021										
Prepared By (Initials): CH										
Initial Standard Information							Final Standard Information			
Name of Initial Standard (QAU Label)	Supplier	APPL Mix Name	Conc. (ug/mL)	Reference To APPL Prep Date	Exp. Date	Exp. Date (Manufacturers)	Allquot From Stock	Final Volume	Solvent	Final Standard Conc. (ug/L)
VOA STD. 7	Various	CCV/ LCS	50	Prepared 08/24/21	10/23/2021	N/A	10uL	50mL	P&T Water	10
VOA STD. 8	Phenova	CCV/ LCS	50	Prepared 08/24/21	9/8/2021	N/A	10uL			10
VOA STD. 1	Absolute	CCV/ LCS	50	Prepared 08/24/21	10/23/2021	N/A	50uL			50
VOA STD. 2	Phenova	CCV/ LCS	100	Prepared 08/24/21	10/23/2021	N/A	25uL			50
VOA STD. TBA	Various	CCV/ LCS	250	Prepared 08/24/21	9/8/2021	N/A	25uL			250

Injection Log

Directory: M:\MAX\DATA\210825\

Line	Vial	FileName	Multiplier	SampleName	Misc Info	Injected
1	2	0825M12.D	1	0.3ug/L VOC STD 8/25/21	IS&S 6/4/21	25 Aug 21 15:15
2	3	0825M13.D	1	0.5ug/L VOC STD 8/25/21	IS&S 6/4/21	25 Aug 21 15:43
3	4	0825M14.D	1	1ug/L VOC STD 8/25/21	IS&S 6/4/21	25 Aug 21 16:11
4	5	0825M15.D	1	2ug/L VOC STD 8/25/21	IS&S 6/4/21	25 Aug 21 16:39
5	6	0825M16.D	1	5ug/L VOC STD 8/25/21	IS&S 6/4/21	25 Aug 21 17:07
6	7	0825M17.D	1	10ug/L VOC STD 8/25/21	IS&S 6/4/21	25 Aug 21 17:35
7	8	0825M18.D	1	20ug/L VOC STD 8/25/21	IS&S 6/4/21	25 Aug 21 18:03
8	9	0825M19.D	1	40ug/L VOC STD 8/25/21	IS&S 6/4/21	25 Aug 21 18:31
9	10	0825M20.D	1	100ug/L VOC STD 8/25/21	IS&S 6/4/21	25 Aug 21 18:59
10	13	0825M23.D	1	20ug/L GAS STD 8/25/21	IS&S 6/4/21	25 Aug 21 20:23
11	14	0825M24.D	1	50ug/L GAS STD 8/25/21	IS&S 6/4/21	25 Aug 21 20:51
12	15	0825M25.D	1	100ug/L GAS STD 8/25/21	IS&S 6/4/21	25 Aug 21 21:19
13	16	0825M26.D	1	300ug/L GAS STD 8/25/21	IS&S 6/4/21	25 Aug 21 21:47
14	17	0825M27.D	1	600ug/L GAS STD 8/25/21	IS&S 6/4/21	25 Aug 21 22:14
15	18	0825M28.D	1	800ug/L GAS STD 8/25/21	IS&S 6/4/21	25 Aug 21 22:42
16	19	0825M29.D	1	1000ug/L GAS STD 8/25/21	IS&S 6/4/21	25 Aug 21 23:10
17	21	0825M31.D	1	(SS) 300ug/L GAS STD 8/25/21	IS&S 6/4/21	26 Aug 21 00:06

Injection Log

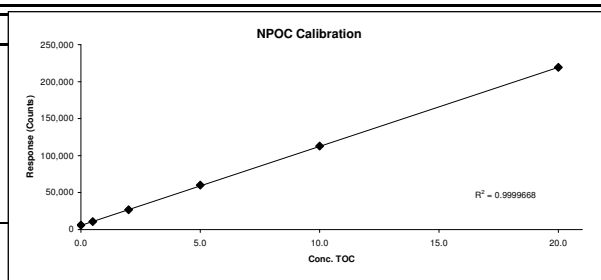
Directory: M:\MAX\DATA\211008\

Line	Vial	FileName	Multiplier	SampleName	Misc Info	Injected
1	32	1014M32.D	1	211014B CCV 300ug/L	IS&S 8/4/21	15 Oct 21 00:11
2	33	1014M33.D	1	211014B LCS 300ug/L	IS&S 8/4/21	15 Oct 21 00:39
3	34	1014M34.D	1	211014B LCSD 300ug/L	IS&S 8/4/21	15 Oct 21 1:07
4	35	1014M35.D	1	211014B BLK	IS&S 8/4/21	15 Oct 21 1:35
5	44	1014M44.D	1	BA42526W01	IS&S 8/4/21	15 Oct 21 5:50
6	45	1014M45.D	1	BA42527W01	IS&S 8/4/21	15 Oct 21 6:18
7	46	1014M46.D	1	BA42528W01	IS&S 8/4/21	15 Oct 21 6:46
8	53	1014M53.D	1	Ending CCV 300ug/L 10/14/21	IS&S 8/4/21	15 Oct 21 10:05

INORGANIC ANALYSIS
Calibration and Raw Data

Method: WetChem	TOTAL ORGANIC CARBON	Instrument: Tic Toc
Analyte: TOC	Units mg/L	
Analyst: EA	QCG: 211013A	
	Final Volume: 40mL	

Date	Time	Appl ID	[TOC]	Raw	% Recovery
6/28/2021	15:15	QC blank	0.00	5899	
6/28/2021	17:33	Ical 1	0.50	10615	
6/28/2021	18:12	Ical 2	2.00	26885	
6/28/2021	18:51	Ical 3	5.00	59905	
6/28/2021	19:30	Ical 4	10.00	113075	
6/28/2021	20:09	Ical 5	20.00	219175	
6/28/2021	20:49	ICB	0.09	4232	
6/28/2021	21:28	ICV	10.76	118257	107.6%



Date	Time	Appl ID	DF	Raw Result	SubSample Amount	Filter Blank Subtract	Calc Conc	Result	Range (mg/L)	QC True	% Recovery
2021-10-12	11:29 AM	QCB	1	6794	40mL	0.000	0	0.00	0.00		
2021-10-12	12:09 PM	CCV	1	50465	40mL	0.000	4.088	4.09	0.28	5.00	81.8%
2021-10-12	12:49 PM	211012A CCB	1	2641	40mL	0.000	0	0.00	0.00		
2021-10-12	02:09 PM	211012A LCSD	1	61047	40mL	0.000	5.077	5.08	0.07	5.00	101.5%
2021-10-12	02:50 PM	BA39639W06 TOC	1	57598	40mL	0.000	5.08	5.08	0.16		
2021-10-12	04:05 PM	BA39638W06 TOC	1	56579	40mL	0.000	4.985	4.99	0.83		
2021-10-12	05:21 PM	BA39637W06 TOC	1	4013	40mL	0.000	0.065	0.07	0.08		
2021-10-12	06:33 PM	211012A LCS	1	54515	40mL	0.000	4.466	4.47	0.52	5.00	89.3%
2021-10-12	07:50 PM	BA39497W01 TOC	1	41220	40mL	0.000	3.547	3.55	0.80		
2021-10-12	09:07 PM	BA39500W01 TOC	1	4583	40mL	0.000	0.118	0.12	0.10		
2021-10-12	10:20 PM	CCV	1	61146	40mL	0.000	5.087	5.09	0.02	5.00	101.7%
2021-10-12	11:00 PM	211012B CCB	1	2704	40mL	0.000	0	0.00	0.00		
2021-10-12	11:40 PM	BA42230W05	1	52352	40mL	0.000	4.589	4.59	6.76		
2021-10-13	12:19 AM	BA42228W05	1	13901	40mL	0.000	0.991	0.99	1.70		
2021-10-13	12:56 AM	BA42231W06	1	8560	40mL	0.000	0.51	0.51	0.98		
2021-10-13	01:34 AM	BA42512W05	1	46238	40mL	0.000	4.017	4.02	0.84		
2021-10-13	02:13 AM	BA42514W06	1	62184	40mL	0.000	5.509	5.51	1.11		
2021-10-13	02:52 AM	BA42516W06	1	82076	40mL	0.000	7.371	7.37	1.80		
2021-10-13	03:31 AM	BA42518W06	1	14760	40mL	0.000	1.071	1.07	0.18		
2021-10-13	04:09 AM	BA42524W05	1	5436	40mL	0.000	0.198	0.20	0.13		
2021-10-13	04:45 AM	BA42527W06	1	5953	40mL	0.000	0.247	0.25	0.02		
2021-10-13	05:22 AM	CCV	1	62300	40mL	0.000	5.195	5.20	0.09	5.00	103.9%
2021-10-13	06:02 AM	211004C CCB	1	2820	40mL	0.000	0	0.00	0.00		

Name of Final Standard TOC Calibration Curve
 Prep Date 06/28/21
 Exp Date 06/28/22

Prep'd By (Initials) EA

Initial Standard Information						Final Standard Information			
Name of Initial Standard (from container Label)	Supplier	Supplier P/N# (or APPL Mix Name)	Conc.(range)	Lot # with QA # (or reference to APPL prep date)	Exp Date	Aliquot from Stock	Final Volume	Final Solvent + Lot# (or APPL Prep Date)	Final Standard Conc (range)
Total Organic Carbon (TOC) Standard	Agilent	IQC-1 06-5	1000 mg/L	0006588597-51848	03/31/23	20 uL	40 mL	DI Water	0.5 ppm
Total Organic Carbon (TOC) Standard	Agilent	IQC-1 06-5	1000 mg/L	0006588597-51848	03/31/23	80 uL	40 mL	DI Water	2 ppm
Total Organic Carbon (TOC) Standard	Agilent	IQC-1 06-5	1000 mg/L	0006588597-51848	03/31/23	200 uL	40 mL	DI Water	5 ppm
Total Organic Carbon (TOC) Standard	Agilent	IQC-1 06-5	1000 mg/L	0006588597-51848	03/31/23	400 uL	40 mL	DI Water	10 ppm
Total Organic Carbon (TOC) Standard	Agilent	IQC-1 06-5	1000 mg/L	0006588597-51848	03/31/23	800 uL	40 mL	DI Water	20 ppm

Name of Final Standard ICV (TOC)
 Prep Date 06/28/21
 Exp Date 06/28/22

Prep'd By (Initials) EA

Initial Standard Information						Final Standard Information			
Name of Initial Standard (from container Label)	Supplier	Supplier P/N# (or APPL Mix Name)	Conc.(range)	Lot # with QA # (or reference to APPL prep date)	Exp Date	Aliquot from Stock	Final Volume	Final Solvent + Lot# (or APPL Prep Date)	Final Standard Conc (range)
1000 PPM ICV TOC Intermediate	APPL Inc.	IQC-106-5	1000 mg/L	0006465171-49409	06/30/21	400 uL	40mL	DI Water	10 ppm

Name of Final Standard CCV (TOC)
 Prep Date See Data
 Exp Date 1 year

Prep'd By (Initials) EA

Initial Standard Information						Final Standard Information			
Name of Initial Standard (from container Label)	Supplier	Supplier P/N# (or APPL Mix Name)	Conc.(range)	Lot # with QA # (or reference to APPL prep date)	Exp Date	Aliquot from Stock	Final Volume	Final Solvent + Lot# (or APPL Prep Date)	Final Standard Conc (range)
Total Organic Carbon (TOC) Standard	Agilent	IQC-106-5	1000 mg/L	0006588597-51848	03/31/23	200 uL	40 mL	DI Water	5 ppm

Name of Final Standard TOC LCS/LCSD
 Prep Date See Data
 Exp Date 1 year

Prep'd By (Initials) EA

Initial Standard Information						Final Standard Information			
Name of Initial Standard (from container Label)	Supplier	Supplier P/N# (or APPL Mix Name)	Conc.(range)	Lot # with QA # (or reference to APPL prep date)	Exp Date	Aliquot from Stock	Final Volume	Final Solvent + Lot# (or APPL Prep Date)	Final Standard Conc (range)
Total Organic Carbon (TOC) Standard	Agilent	IQC-106-5	1000 mg/L	0006588597-51848	03/31/23	200 uL	40 mL	DI Water	5 ppm

Name of Final Standard TOC MS/MSD
 Prep Date See Data
 Exp Date 1 year

Prep'd By (Initials) EA

Initial Standard Information						Final Standard Information			
Name of Initial Standard (from container Label)	Supplier	Supplier P/N# (or APPL Mix Name)	Conc.(range)	Lot # with QA # (or reference to APPL prep date)	Exp Date	Aliquot from Stock	Final Volume	Final Solvent + Lot# (or APPL Prep Date)	Final Standard Conc (range)
Total Organic Carbon (TOC) Standard	Agilent	IQC-106-5	1000 mg/L	0006588597-51848	03/31/23	200 uL	40 mL	sample	5 ppm